



HANDBOOK OF

CHEMISTRY

and

PHYSICS

W. M. Haynes
Editor-in-Chief

96TH


EDITION
2015 - 2016

CRC Handbook
of
Chemistry and Physics
96th Edition

This page intentionally left blank

CRC Handbook of Chemistry and Physics

A Ready-Reference Book of Chemical and Physical Data



Editor-in-Chief

W. M. Haynes, Ph.D.

Scientist Emeritus

National Institute of Standards and Technology

Associate Editors

David R. Lide, Ph.D.

Former Director, Standard Reference Data

National Institute of Standards and Technology

Thomas J. Bruno, Ph.D.

Group Leader

National Institute of Standards and Technology



CRC Press

Taylor & Francis Group

Boca Raton London New York

CRC Press is an imprint of the
Taylor & Francis Group, an **informa** business

CRC Press
Taylor & Francis Group
6000 Broken Sound Parkway NW, Suite 300
Boca Raton, FL 33487-2742

© 2015 by Taylor & Francis Group, LLC
CRC Press is an imprint of Taylor & Francis Group, an Informa business

No claim to original U.S. Government works
Version Date: 20150401

International Standard Book Number-13: 978-1-4822-6097-7 (eBook - PDF)

This book contains information obtained from authentic and highly regarded sources. Reasonable efforts have been made to publish reliable data and information, but the author and publisher cannot assume responsibility for the validity of all materials or the consequences of their use. The authors and publishers have attempted to trace the copyright holders of all material reproduced in this publication and apologize to copyright holders if permission to publish in this form has not been obtained. If any copyright material has not been acknowledged please write and let us know so we may rectify in any future reprint.

Except as permitted under U.S. Copyright Law, no part of this book may be reprinted, reproduced, transmitted, or utilized in any form by any electronic, mechanical, or other means, now known or hereafter invented, including photocopying, microfilming, and recording, or in any information storage or retrieval system, without written permission from the publishers.

For permission to photocopy or use material electronically from this work, please access www.copyright.com (<http://www.copyright.com/>) or contact the Copyright Clearance Center, Inc. (CCC), 222 Rosewood Drive, Danvers, MA 01923, 978-750-8400. CCC is a not-for-profit organization that provides licenses and registration for a variety of users. For organizations that have been granted a photocopy license by the CCC, a separate system of payment has been arranged.

Trademark Notice: Product or corporate names may be trademarks or registered trademarks, and are used only for identification and explanation without intent to infringe.

Visit the Taylor & Francis Web site at
<http://www.taylorandfrancis.com>

and the CRC Press Web site at
<http://www.crcpress.com>

FOREWORD

I bought my first copy of the *CRC Handbook of Chemistry and Physics* in the fall of 1956 as a freshman engineering student at University of California, Los Angeles (UCLA). I remember trying to shortcut the chem 1 lab experiments by doing flame tests to identify the elements (rather than the tedious correct procedure) using the tables from the *Rubber Handbook*. Somehow I made an egregious mistake and the lab TA quizzed me, asking how I could have made such gross errors in my analysis. I got a zero on that experiment.

Later in my freshman year, I ran out of money and had to drop out for six months, working as a tool designer for Douglas Aircraft Company. What I remember is using some tables from the *Handbook* as I was trying to use the Young's modulus and other properties to estimate the sizes of aluminum alloy tubes for the pressure tests on the Navy A3D fighter (my "tool" was designed to contain the damage if the cockpit failed the pressure test).

I do not remember using the *Handbook* much as I finished my B.S. in engineering at UCLA, nor do I remember the first few years as an engineering science graduate student studying metallurgy at the California Institute of Technology (Caltech).

However, after obtaining my Ph.D. in October 1964 and joining the chemistry faculty at Caltech in November 1964, I began trying to find the best data on bond energies, heats of formation, ionization potentials, electron affinities, elastic moduli, and so forth, so that I could compare the quantum mechanics calculations based on the method (generalized valence bond) I had developed as a graduate student. Here, I lost confidence in the *Handbook* because some of the data were ancient and some more modern, but generally, there were no references to the data, so I could not check the reliability.

As a result, I built my own reference system with the best thermochemical data from various references but supplemented by using Sid Benson group additivites, whose tables I extended with my QM studies. I kept track of tabulations in various critical analysis journals (*Landolt Börnstein*, *JANAF*, *J. Chem. Phys. Ref. Data*), and review articles (Hotep and Lineberger electron affinities), and compared discrepancies in the data from different sources by referring back to the original papers. In those days, I would often spend Sunday in the Millikan Library at Caltech updating my properties databases, sometimes receiving assistance from the chemistry librarian at Caltech, Dana Roth (who started graduate school in chemistry at Caltech the same year I started in engineering science). Dana was always able to find the missing data.

However, this all changed when David Lide became the editor of the *Handbook*. Quickly the old unreferenced data was replaced

with critically reviewed data, citing the original references. Thus, I could check to see if the latest references I knew about had been included. As a result, I no longer maintained my own reference library, knowing that I could find it in the *Handbook* and that I could trust the data. When in doubt, I could find the reference and check the original source. I am pleased that this policy has continued under Mickey Haynes, the present editor. Mickey draws heavily on the thermodynamic and thermophysical property data experts at the National Institute of Standards and Technology (NIST), and he is committed to including uncertainty values and references to original data sources, a very important addition.

As my research interests have broadened and changed over the last five decades, the kind of theory that I do has changed as to how I obtain data and the kind of data that I need. However, whenever I need to find a particular heat of formation, redox potential, or melting point, I know exactly where to go.

I am pleased that CRC has evolved to make the database searchable and on the web for easy access. This is so much better than in the old days.

I am honored to participate this year in the progress of this great institution and expect that it will continue to evolve to serve the science and technology community as we begin to focus more on energy and water sustainability to serve the continually expanding population of the world.

I do have a suggestion for the future. Computational methods have improved to the point that for many areas of science and technology the quantities predicted from the theory can be trusted as much as the experiments, particularly for properties involving interfaces and surfaces. I strongly recommend that the *Handbook* start to investigate how to include such information. This is very complicated because there are a variety of methods and approximations so that informed judgments must be made about how much to trust any particular predicted data. The experts know (usually), but we need to provide for nonexperts curated computational data including estimates of its reliability.

William A. Goddard III

Charles and Mary Ferkel Professor of Chemistry, Materials
Science, and Applied Physics

Director, Materials and Process Simulation Center (MSC)

California Institute of Technology

Pasadena, California 91125 USA

E-mail: wag@wag.caltech.edu

January 2015

EDITORIAL ADVISORY BOARD

Grace Baysinger

Swain Chemistry and Chemical Engineering Library
Stanford University

Lev I. Berger

California Institute of Electronics and Materials Science

Michael Frenkel

National Institute of Standards and Technology

Robert N. Goldberg

National Institute of Standards and Technology

Kozo Kuchitsu

Department of Chemistry
Josai University

Dana L. Roth

Millikan Library
California Institute of Technology

Daniel Zwillinger

Mathematics Department
Rensselaer Polytechnic Institute

PREFACE

The 96th Edition of the *Handbook* includes new tables and major updates and expansions. A series highlighting the achievements of some of the major historical figures in chemistry and physics was initiated with the 94th Edition. This series is continued with this edition, focusing on Lord Kelvin, Michael Faraday, John Dalton, and Robert Boyle. This series, which provides biographical information, a list of major achievements, and notable quotations attributed to each of the renowned chemists and physicists, will be continued in succeeding editions. Each edition will feature two chemists and two physicists. The following new tables have been added to this edition:

Section 1: Basic Constants, Units, and Conversion Factors

- Descriptive Terms for Solubility

Section 8: Analytical Chemistry

- Stationary Phases for Porous Layer Open Tubular Columns
- Coolants for Cryotrapping
- Instability of HPLC Solvents
- Chlorine–Bromine Combination Isotope Intensities

Section 16: Health and Safety Information

- Materials Compatible with and Resistant to 72 Percent Perchloric Acid
- Relative Dose Ranges from Ionizing Radiation

Significant updates and expansions of tables for the 96th Edition include the following:

Section 6: Fluid Properties

- Update and expansion of Sublimation Pressure of Solids
- Major update of Vapor Pressure of Fluids at Temperatures below 300 K

Section 7: Biochemistry

- Expansion of Structure and Functions of Some Common Drugs

Section 8: Analytical Chemistry

- Minor update of Nuclear Spins, Moments, and Other Data Related to NMR Spectroscopy

Section 9: Molecular Structure and Spectroscopy

- Update of Bond Dissociation Energies

Section 11: Nuclear and Particle Physics

- Update of Summary Tables of Particle Properties
- Major update of Table of the Isotopes

Section 14: Geophysics, Astronomy, and Acoustics

- Update of Major World Earthquakes
- Update of Atmospheric Concentration of Carbon Dioxide, 1958–2014
- Update of Global Temperature Trend, 1880–2014

Section 15: Practical Laboratory Data

- Update of Dependence of Boiling Point on Pressure

Section 16: Health and Safety Information

- Update of Threshold Limits for Airborne Contaminants

Appendix B:

- Update of Sources of Physical and Chemical Data

Again this year, in order to maintain a manageable number of pages and allow space for growth of the *Handbook*, the indexes for molecular formulae and CAS Registry Numbers for the Physical Constants of Organic Compounds Table and the index for CAS Registry Numbers for the Physical Constants of Inorganic Compounds Table have been omitted from the hard-copy edition of the *Handbook*. However, they are available in the electronic versions of the *Handbook* and by e-mail request to the Editor-in-Chief: william.haynes@taylorandfrancis.com.

The success of the *Handbook* is very dependent on feedback from its users. The Editor-in-Chief appreciates any suggestions from readers on proposed new topics for the *Handbook* or comments on how the usefulness of the *Handbook* may be improved in future editions. Please send your comments to the Editor-in-Chief: william.haynes@taylorandfrancis.com.

Numerous international experts make key contributions to the *Handbook*. These contributors are listed on the pages immediately following the Preface. Their efforts play a key role in the quality and diversity of the subject matter covered in the *Handbook*. I also acknowledge the sound advice and guidance of the Editorial Advisory Board members of the *Handbook*, who are listed in the front matter. Fiona Macdonald, Publisher – Chemical & Life Sciences, CRC Press/Taylor & Francis Group has been of great assistance and support in providing oversight to ensure that the *Handbook* continues to satisfy the needs of the user community. Thanks also to Linda Manis Leggio, Pam Morrell, Theresa Gutierrez, and James Yanchak for their detailed, cooperative work and extreme care in the production of the *Handbook*.

W. M. Haynes
March 2015

**The 96th Edition of the *CRC Handbook of Chemistry and Physics* is dedicated to my wife,
Toni F. Haynes,
and members of my family,
Michael and Am Haynes,
and to my granddaughter,
Amelia Suwan Haynes**

Note on the Ordering of Chemical Compounds: Several different ordering schemes for lists of chemical compounds are used in this book. The long tables, Physical Constants of Organic Compounds and Physical Constants of Inorganic Compounds, are ordered by name (generally the systematic name), but indexes to synonyms, formulas, and CAS Registry Numbers are available. If the table is very short and includes only familiar substances, the listing is usually alphabetical by name or common formula. Many tables of intermediate length are ordered by molecular formula using a modification of the Hill convention. In this convention the molecular formula is written with C first, H second, and then all of the other elements in alphabetical order of their chemical symbols. For tables with organic compounds only, the sequence of entries is determined by the alphabetical order of elements in the molecular

formula and the number of atoms of each element, in ascending order, for example, C_3H_7Cl , C_3H_7N , C_3H_7NO , $C_3H_7NO_2$, and so on. (For organic compounds, a quick way to look up the molecular formula is to use the Physical Constants of Organic Compounds table, which starts on Page 3-1, and its synonym index on Page 3-554.) In tables containing non-carbon compounds, those are usually listed first, followed by a separate listing of compounds that do contain carbon. This is a departure from the strict Hill convention as followed by the Chemical Abstracts Service, where the molecular formulas beginning with A and B precede the formulas for carbon-containing compounds, while those beginning with D... Z follow. For tabular displays, as opposed to an index, it appears more convenient to the user if the non-carbon compounds are listed as a block, rather than being split by the longer list of carbon compounds.

CURRENT CONTRIBUTORS

Lev I. Berger

California Institute of Electronics and
Materials Science
2115 Flame Tree Way
Hemet, California 92545

Peter E. Bradley

Applied Chemicals and Materials Division
National Institute of Standards and
Technology
Boulder, Colorado 80305

Thomas J. Bruno

Applied Chemicals and Materials Division
National Institute of Standards and
Technology
Boulder, Colorado 80305

Charles E. Carraher

Department of Chemistry and
Biochemistry
Florida Atlantic University
Boca Raton, Florida 33431

Jin-Pei Cheng

Ministry of Science & Technology
Beijing 100862, China

Robert D. Chirico

Thermodynamics Research Center
Applied Chemicals and Materials Division
National Institute of Standards and
Technology
Boulder, Colorado 80305

Ivan Cibulka

Department of Physical Chemistry
Institute of Chemical Technology
CZ-166 28 Prague, Czech Republic

Arthur K. Covington

Department of Chemistry
University of Newcastle
Newcastle upon Tyne NE1 7RU
England

Christopher J. Cramer

Department of Chemistry
University of Minnesota
Minneapolis, Minnesota 55455

Vladimir Diky

Thermodynamics Research Center
Applied Chemicals and Materials Division
National Institute of Standards and
Technology
Boulder, Colorado 80305

Michael Frenkel

Thermodynamics Research Center
Applied Chemicals and Materials Division
National Institute of Standards and
Technology
Boulder, Colorado 80305

Jeffrey R. Fuhr

Quantum Measurement Division
National Institute of Standards and
Technology
Gaithersburg, Maryland 20899

Robert N. Goldberg

Biosystems and Biomaterials Division
National Institute of Standards and
Technology
Gaithersburg, Maryland 20899

Thomas W. Grove

Boulder Safety, Health, and Environment
Division
National Institute of Standards and
Technology
Boulder, Colorado 80305

Allan H. Harvey

Applied Chemicals and Materials Division
National Institute of Standards and
Technology
Boulder, Colorado 80305

Steven R. Heller

Biomolecular Measurement Division
National Institute of Standards and
Technology
Gaithersburg, Maryland 20899

Norman E. Holden

National Nuclear Data Center
Brookhaven National Laboratory
Upton, New York 11973

Marcia L. Huber

Applied Chemicals and Materials Division
National Institute of Standards and
Technology
Boulder, Colorado 80305

Andrei Kazakov

Thermodynamics Research Center
Applied Chemicals and Materials Division
National Institute of Standards and
Technology
Boulder, Colorado 80305

Daniel E. Kelleher

Quantum Measurement Division
National Institute of Standards and
Technology
Gaithersburg, Maryland 20899

Carolyn A. Koh

Center for Hydrate Research
Colorado School of Mines
1600 Illinois Street
Golden, Colorado 80401

Willem H. Koppenol

Dept. CHAB
Lab. f. Anorg. Chemie, HC1 H211
Wolfgang-Pauli-Strasse 10
ETH Hönggerberg
CH-8093 Zürich, Switzerland

Eric W. Lemmon

Applied Chemicals and Materials Division
National Institute of Standards and
Technology
Boulder, Colorado 80305

David R. Lide

13901 Riding Loop Dr.
North Potomac, MD 20878

Frank J. Lovas

8616 Melwood Rd.
Bethesda, Maryland 20817

Yu-Ran Luo

Department of Chemistry
Shanghai University
Shanghai 200444, China

Serguei N. Lvov

Department of Energy and Mineral
Engineering
Pennsylvania State University
University Park, Pennsylvania 16802

Manjeera Mantina

Department of Chemistry
University of Minnesota
Minneapolis, Minnesota 55455

Alan D. McNaught

8 Cavendish Avenue
Cambridge CB1 7US
England

Thomas M. Miller

Air Force Research Laboratory/VSBP
29 Randolph Rd.
Hanscom AFB, Massachusetts 01731-3010

Nasser Moazzen-Ahmadi

Department of Physics and Astronomy
University of Calgary
2500 University Drive NW
Calgary, Alberta T2N 1N4, Canada

Peter J. Mohr

Quantum Measurement Division
National Institute of Standards and
Technology
Gaithersburg, Maryland 20899

Chris D. Muzny

Thermodynamics Research Center
Applied Chemicals and Materials Division
National Institute of Standards and
Technology
Boulder, Colorado 80305

David B. Newell

Quantum Measurement Division
National Institute of Standards and
Technology
Gaithersburg, Maryland 20899

Irving Ozier

Department of Physics and Astronomy
University of British Columbia
6224 Agricultural Road
Vancouver, British Columbia V6T 1Z1,
Canada

Larissa I. Podobedova

Quantum Measurement Division
National Institute of Standards and
Technology
Gaithersburg, Maryland 20899

Cedric J. Powell

Materials Measurement Science Division
National Institute of Standards and
Technology
Gaithersburg, Maryland 20899

Ray Radebaugh

Applied Chemicals and Materials Division
National Institute of Standards and
Technology
Boulder, Colorado 80305

Joseph Reader

Quantum Measurement Division
National Institute of Standards and
Technology
Gaithersburg, Maryland 20899

E. Dendy Sloan

Center for Hydrate Research
Colorado School of Mines
1600 Illinois Street
Golden, Colorado 80401

Lewis E. Snyder

Astronomy Department
University of Illinois
Urbana, Illinois 61801

Paris D. N. Svoronos

Queensborough Community College
City University of New York
Bayside, New York 11364

Barry N. Taylor

Quantum Measurement Division
National Institute of Standards and
Technology
Gaithersburg, Maryland 20899

Donald G. Truhlar

Department of Chemistry
University of Minnesota
Minneapolis, Minnesota 55455

Rosendo Valero

Chemistry Department
University of Coimbra
Coimbra, Portugal

Wolfgang L. Wiese

Quantum Measurement Division
National Institute of Standards and
Technology
Gaithersburg, Maryland 20899

Christian Wohlfarth

Martin Luther University
Institute of Physical Chemistry
Mühlpforte 1
06108 Halle (Saale), Germany

Daniel Zwillinger

Mathematics Department
Rensselaer Polytechnic Institute
Troy, New York 12180

TABLE OF CONTENTS

SECTION 1: BASIC CONSTANTS, UNITS, AND CONVERSION FACTORS

CODATA Recommended Values of the Fundamental Physical Constants: 2010	1-1
Standard Atomic Weights (2013).....	1-11
Atomic Masses and Abundances	1-13
Electron Configuration and Ionization Energy of Neutral Atoms in the Ground State	1-17
International Temperature Scale of 1990 (ITS-90).....	1-19
Conversion of Temperatures from the 1948 and 1968 Scales to ITS-90.....	1-20
International System of Units (SI).....	1-22
Units for Magnetic Properties	1-26
Conversion Factors	1-27
Conversion of Temperatures.....	1-37
Conversion Factors for Energy Units	1-38
Conversion Factors for Pressure Units	1-38
Conversion Factors for Thermal Conductivity Units	1-39
Conversion Factors for Electrical Resistivity Units	1-39
Conversion Formulas for Concentration of Solutions.....	1-40
Descriptive Terms for Solubility.....	1-40
Conversion Factors for Chemical Kinetics.....	1-41
Conversion Factors for Ionizing Radiation	1-42
Values of the Gas Constant in Different Unit Systems	1-44

SECTION 2: SYMBOLS, TERMINOLOGY, AND NOMENCLATURE

Symbols and Terminology for Physical and Chemical Quantities	2-1
Expression of Uncertainty of Measurements.....	2-13
Nomenclature for Chemical Compounds	2-15
Nomenclature for Inorganic Ions and Ligands	2-16
Organic Substituent Groups and Ring Systems	2-23
Representation of Chemical Structures with the IUPAC International Chemical Identifier (InChI).....	2-27
Scientific Abbreviations, Acronyms, and Symbols.....	2-29
Greek, Russian, and Hebrew Alphabets	2-43
Definitions of Scientific Terms	2-44
Thermodynamic Functions and Relations	2-69
Nobel Laureates in Chemistry and Physics.....	2-70

SECTION 3: PHYSICAL CONSTANTS OF ORGANIC COMPOUNDS

Physical Constants of Organic Compounds	3-1
Synonym Index of Organic Compounds	3-554
Diamagnetic Susceptibility of Selected Organic Compounds	3-576

SECTION 4: PROPERTIES OF THE ELEMENTS AND INORGANIC COMPOUNDS

The Elements.....	4-1
Physical Constants of Inorganic Compounds	4-43
Formula Index of Inorganic Compounds	4-102
Physical Properties of the Rare Earth Metals	4-115
Melting, Boiling, Triple, and Critical Points of the Elements.....	4-121
Heat Capacity of the Elements at 25 °C	4-124
Vapor Pressure of the Metallic Elements — Equations	4-125
Vapor Pressure of the Metallic Elements — Data.....	4-127
Density of Molten Elements and Representative Salts	4-128
Magnetic Susceptibility of the Elements and Inorganic Compounds	4-131
Index of Refraction of Inorganic Liquids.....	4-137
Physical and Optical Properties of Minerals.....	4-138
Crystallographic Data on Minerals.....	4-145

SECTION 5: THERMOCHEMISTRY, ELECTROCHEMISTRY, AND SOLUTION CHEMISTRY

CODATA Key Values for Thermodynamics.....	5-1
Standard Thermodynamic Properties of Chemical Substances.....	5-4
Thermodynamic Properties as a Function of Temperature.....	5-43
Thermodynamic Properties of Aqueous Ions	5-66

Heat of Combustion.....	5-68
Energy Content of Fuels	5-69
Ionization Constant of Water	5-70
Ionization Constant of Normal and Heavy Water.....	5-71
Electrical Conductivity of Water.....	5-71
Electrical Conductivity of Aqueous Solutions.....	5-72
Standard KCl Solutions for Calibrating Conductivity Cells	5-73
Molar Conductivity of Aqueous HF, HCl, HBr, and HI.....	5-74
Equivalent Conductivity of Electrolytes In Aqueous Solution.....	5-75
Ionic Conductivity and Diffusion at Infinite Dilution	5-76
Electrochemical Series	5-79
Reduction and Oxidation Potentials for Certain Ion Radicals	5-89
Dissociation Constants of Inorganic Acids and Bases.....	5-91
Dissociation Constants of Organic Acids and Bases.....	5-93
Activity Coefficients of Acids, Bases, and Salts	5-103
Mean Activity Coefficients of Electrolytes as a Function of Concentration	5-105
Enthalpy of Dilution of Acids.....	5-109
Enthalpy of Solution of Electrolytes	5-110
Enthalpy of Hydration of Gases.....	5-111
pH Scale for Aqueous Solutions.....	5-115
Buffer Solutions Giving Round Values of pH at 25 °C.....	5-119
Concentrative Properties of Aqueous Solutions: Density, Refractive Index, Freezing Point Depression, and Viscosity.....	5-120
Solubility of Selected Gases in Water	5-146
Solubility of Carbon Dioxide in Water at Various Temperatures and Pressures.....	5-150
Aqueous Solubility and Henry's Law Constants of Organic Compounds.....	5-151
Aqueous Solubility of Inorganic Compounds at Various Temperatures	5-187
Octanol–Water Partition Coefficients.....	5-193
Solubility Product Constants	5-198
Solubility of Common Salts at Ambient Temperatures.....	5-201
Solubility of Hydrocarbons in Seawater	5-202
Solubility of Organic Compounds in Pressurized Hot Water	5-204
Solubility Chart.....	5-207

SECTION 6: FLUID PROPERTIES

Thermophysical Properties of Water and Steam.....	6-1
Vapor Pressure and Other Saturation Properties of Water	6-5
Standard Density of Water	6-7
Fixed-Point Properties of H ₂ O and D ₂ O.....	6-9
Properties of Saturated Liquid D ₂ O.....	6-10
Properties of Ice and Supercooled Water.....	6-12
Vapor Pressure of Ice	6-13
Melting Point of Ice as a Function of Pressure	6-13
Permittivity (Dielectric Constant) of Water at Various Frequencies	6-14
Thermophysical Properties of Air	6-15
Thermophysical Properties of Fluids	6-21
Thermophysical Properties of Selected Fluids at Saturation	6-38
Virial Coefficients of Selected Gases.....	6-47
Mean Free Path and Related Properties of Gases	6-56
Influence of Pressure on Freezing Points	6-57
Critical Constants of Organic Compounds	6-58
Critical Constants of Inorganic Compounds.....	6-82
Sublimation Pressure of Solids	6-85
Vapor Pressure.....	6-87
Vapor Pressure of Fluids at Temperatures below 300 K.....	6-117
Vapor Pressure of Saturated Salt Solutions.....	6-125
Recommended Data for Vapor-Pressure Calibration	6-126
Enthalpy of Vaporization	6-127
Enthalpy of Fusion	6-145
Compressibility and Expansion Coefficients of Liquids.....	6-155
Temperature and Pressure Dependence of Liquid Density	6-157
Volumetric Properties of Aqueous Sodium Chloride Solutions.....	6-162
Properties of Cryogenic Fluids	6-163
Properties of Liquid Helium.....	6-164

Properties of Refrigerants.....	6-165
Properties of Gas Clathrate Hydrates.....	6-168
Ionic Liquids.....	6-173
Density and Specific Volume of Mercury.....	6-177
Thermal Properties of Mercury	6-178
Melting Curve of Mercury.....	6-179
Vapor Pressure of Mercury.....	6-180
Surface Tension of Common Liquids.....	6-181
Surface Tension of Aqueous Mixtures.....	6-185
Permittivity (Dielectric Constant) of Liquids.....	6-186
Permittivity (Dielectric Constant) of Gases.....	6-208
Azeotropic Data for Binary Mixtures.....	6-209
Viscosity of Gases.....	6-228
Viscosity of Liquids.....	6-230
Viscosity of Carbon Dioxide along the Saturation Line	6-235
Viscosity and Density of Aqueous Hydroxide Solutions.....	6-236
Viscosity of Liquid Metals.....	6-237
Thermal Conductivity of Gases.....	6-240
Thermal Conductivity of Liquids.....	6-242
Diffusion in Gases.....	6-247
Diffusion of Gases in Water	6-249
Diffusion Coefficients in Liquids at Infinite Dilution.....	6-250

SECTION 7: BIOCHEMISTRY

Properties of Amino Acids.....	7-1
Structures of Common Amino Acids.....	7-3
Properties of Purine and Pyrimidine Bases	7-5
The Genetic Code	7-6
Properties of Fatty Acids and Their Methyl Esters.....	7-7
Properties of Fatty Acid Methyl and Ethyl Esters Related to Biofuels.....	7-9
Composition and Properties of Common Oils and Fats	7-12
Carbohydrate Names and Symbols.....	7-17
Standard Transformed Gibbs Energies of Formation for Biochemical Reactants	7-19
Apparent Equilibrium Constants for Enzyme-Catalyzed Reactions	7-22
Thermodynamic Quantities for the Ionization Reactions of Buffers in Water	7-26
Biological Buffers.....	7-29
Typical pH Values of Biological Materials and Foods.....	7-30
Structure and Functions of Some Common Drugs.....	7-31
Chemical Constituents of Human Blood	7-50
Chemical Composition of the Human Body.....	7-53
Nutrient Values of Foods	7-54

SECTION 8: ANALYTICAL CHEMISTRY

Abbreviations and Symbols Used in Analytical Chemistry.....	8-1
Basic Instrumental Techniques of Analytical Chemistry.....	8-6
Analytical Standardization and Calibration.....	8-9
Figures of Merit	8-15
Mass- and Volume-Based Concentration Units	8-16
Detection of Outliers in Measurements.....	8-17
Properties of Carrier Gases for Gas Chromatography	8-18
Common Symbols Used in Gas and Liquid Chromatographic Schematic Diagrams.....	8-19
Stationary Phases for Porous-Layer Open Tubular Columns	8-20
Coolants for Cryotrapping	8-21
Properties of Common Cross-Linked Silicone Stationary Phases	8-22
Detectors for Gas Chromatography	8-23
Varieties of Hyphenated Gas Chromatography with Mass Spectrometry	8-25
Solid-Phase Microextraction Sorbents	8-27
Gas Chromatographic Retention Indices	8-30
Eluotropic Values of Solvents on Octadecylsilane and Octylsilane.....	8-32
Instability of HPLC Solvents.....	8-33
Detectors for Liquid Chromatography	8-34
Solvents for Ultraviolet Spectrophotometry.....	8-35
Correlation Table for Ultraviolet Active Functionalities.....	8-36

Wavelength-Wavenumber Conversion Table.....	8-39
Middle-Range Infrared Absorption Correlation Charts	8-42
Common Spurious Infrared Absorption Bands.....	8-48
Nuclear Spins, Moments, and Other Data Related to NMR Spectroscopy.....	8-49
Properties of Important NMR Nuclei	8-52
Proton NMR Absorption of Major Chemical Families.....	8-53
Proton NMR Correlation Chart for Major Organic Functional Groups.....	8-59
Proton NMR Shifts of Common Organic Solvents	8-60
¹³ C-NMR Absorptions of Major Functional Groups.....	8-67
¹³ C NMR Chemical Shifts of Common Organic Solvents.....	8-68
¹⁵ N-NMR Chemical Shifts of Major Chemical Families.....	8-69
Natural Abundance of Important Isotopes.....	8-71
Common Mass Spectral Fragmentation Patterns of Organic Compound Families	8-72
Common Mass Spectral Fragments Lost	8-74
Major Reference Masses in the Spectrum of Heptacosafuorotributylamine (Perfluorotributylamine).....	8-75
Mass Spectral Peaks of Common Organic Solvents.....	8-76
Common Spurious Signals Observed in Mass Spectrometers.....	8-82
Chlorine–Bromine Combination Isotope Intensities	8-83
Reduction of Weighings in Air to Vacuo	8-84
Standards for Laboratory Weights.....	8-85
Indicators for Acids and Bases.....	8-87
Preparation of Special Analytical Reagents	8-88
Organic Analytical Reagents for the Determination of Inorganic Ions.....	8-93
Precipitation of Sulfides	8-106
pH Range for Precipitation of Metal Hydroxides and Oxides.....	8-107

SECTION 9: MOLECULAR STRUCTURE AND SPECTROSCOPY

Bond Lengths in Crystalline Organic Compounds	9-1
Bond Lengths in Organometallic Compounds	9-17
Structure of Free Molecules in the Gas Phase.....	9-19
Characteristic Bond Lengths in Free Molecules	9-48
Atomic Radii of the Elements	9-49
Dipole Moments.....	9-51
Hindered Internal Rotation	9-60
Bond Dissociation Energies.....	9-65
Electronegativity.....	9-97
Force Constants for Bond Stretching	9-98
Fundamental Vibrational Frequencies of Small Molecules	9-99
Spectroscopic Constants of Diatomic Molecules	9-102

SECTION 10: ATOMIC, MOLECULAR, AND OPTICAL PHYSICS

Line Spectra of the Elements	10-1
Atomic Transition Probabilities	10-93
Electron Affinities	10-147
Proton Affinities	10-168
Atomic and Molecular Polarizabilities.....	10-187
Ionization Energies of Atoms and Atomic Ions	10-197
Ionization Energies of Gas-Phase Molecules.....	10-200
X-Ray Atomic Energy Levels.....	10-218
Electron Binding Energies of the Elements.....	10-222
Natural Width of X-Ray Lines	10-228
Photon Attenuation Coefficients	10-229
Classification of Electromagnetic Radiation.....	10-234
Sensitivity of the Human Eye to Light of Different Wavelengths	10-236
Blackbody Radiation	10-237
Characteristics of Infrared Detectors.....	10-239
Index of Refraction of Inorganic Crystals	10-240
Refractive Index and Transmittance of Representative Glasses.....	10-244
Index of Refraction of Water.....	10-245
Index of Refraction of Liquids for Calibration Purposes	10-246
Index of Refraction of Air	10-247
Index of Refraction of Gases	10-248
Characteristics of Laser Sources	10-249

Infrared Laser Frequencies.....	10-255
Infrared and Far-Infrared Absorption Frequency Standards.....	10-262

SECTION 11: NUCLEAR AND PARTICLE PHYSICS

Summary Tables of Particle Properties.....	11-1
Table of the Isotopes.....	11-2
Neutron Scattering and Absorption Properties.....	11-173
Cosmic Radiation	11-186

SECTION 12: PROPERTIES OF SOLIDS

Techniques for Materials Characterization	12-1
Symmetry of Crystals	12-5
Ionic Radii in Crystals	12-11
Polarizabilities of Atoms and Ions in Solids.....	12-13
Crystal Structures and Lattice Parameters of Allotropes of the Elements	12-15
Phase Transitions in the Solid Elements at Atmospheric Pressure.....	12-19
Lattice Energies	12-21
The Madelung Constant and Crystal Lattice Energy.....	12-34
Elastic Constants of Single Crystals.....	12-35
Electrical Resistivity of Pure Metals	12-41
Electrical Resistivity of Selected Alloys	12-43
Electrical Resistivity of Graphite Materials.....	12-46
Permittivity (Dielectric Constant) of Inorganic Solids	12-47
Curie Temperature of Selected Ferroelectric Crystals.....	12-56
Properties of Antiferroelectric Crystals.....	12-57
Dielectric Constants of Glasses.....	12-57
Properties of Superconductors.....	12-58
High-Temperature Superconductors	12-74
Organic Superconductors.....	12-76
Properties of Semiconductors.....	12-78
Selected Properties of Semiconductor Solid Solutions	12-92
Properties of Organic Semiconductors.....	12-94
Diffusion Data for Semiconductors	12-98
Properties of Magnetic Materials	12-106
Organic Magnets	12-115
Electron Inelastic Mean Free Paths	12-118
Electron Stopping Powers.....	12-120
Electron Work Function of the Elements	12-122
Secondary Electron Emission	12-123
Optical Properties of Selected Elements	12-124
Optical Properties of Selected Inorganic and Organic Solids.....	12-149
Elasto-Optic, Electro-Optic, and Magneto-Optic Constants	12-168
Nonlinear Optical Constants	12-182
Phase Diagrams.....	12-185
Properties of Selected Materials at Cryogenic Temperatures.....	12-203
Heat Capacity of Selected Solids.....	12-214
Thermal and Physical Properties of Pure Metals.....	12-215
Thermophysical Properties of Stainless Steel 310.....	12-217
Thermal Conductivity of Metals and Semiconductors as a Function of Temperature.....	12-218
Thermal Conductivity of Alloys as a Function of Temperature	12-220
Thermal Conductivity of Crystalline Dielectrics.....	12-221
Thermal Conductivity of Ceramics and Other Insulating Materials.....	12-223
Thermal Conductivity of Glasses.....	12-225
Thermoelectric Properties of Metals and Semiconductors.....	12-229
Fermi Energy and Related Properties of Metals.....	12-231
Properties of Commercial Metals and Alloys.....	12-233
Hardness of Minerals and Ceramics.....	12-234

SECTION 13: POLYMER PROPERTIES

Abbreviations Used in Polymer Science and Technology.....	13-1
Physical Properties of Selected Polymers.....	13-3
Nomenclature for Organic Polymers	13-5
Solvents for Common Polymers.....	13-9

Glass Transition Temperature for Selected Polymers.....	13-10
Dielectric Constant of Selected Polymers.....	13-17
Second Virial Coefficients of Polymer Solutions.....	13-18
Pressure–Volume–Temperature Relationships for Polymer Melts.....	13-21
Upper Critical (UCST) and Lower Critical (LCST) Solution Temperatures of Binary Polymer Solutions.....	13-26
Vapor Pressures (Solvent Activities) for Binary Polymer Solutions.....	13-40
Specific Enthalpies of Solution of Polymers and Copolymers.....	13-45
Solubility Parameters of Selected Polymers.....	13-69

SECTION 14: GEOPHYSICS, ASTRONOMY, AND ACOUSTICS

Astronomical Constants.....	14-1
Properties of the Solar System.....	14-2
Satellites of the Planets.....	14-4
Interstellar Molecules.....	14-7
Mass, Dimensions, and Other Parameters of the Earth.....	14-11
Geological Time Scale.....	14-13
Acceleration Due to Gravity.....	14-14
Density, Pressure, and Gravity as a Function of Depth within the Earth.....	14-14
Ocean Pressure as a Function of Depth and Latitude.....	14-15
Properties of Seawater.....	14-16
Abundance of Elements in the Earth's Crust and in the Sea.....	14-18
Solar Irradiance at the Earth.....	14-19
U.S. Standard Atmosphere (1976).....	14-20
Geographical and Seasonal Variations in Solar Radiation.....	14-26
Major World Earthquakes.....	14-27
Weather-Related Scales.....	14-31
Infrared Absorption by the Earth's Atmosphere.....	14-33
Atmospheric Concentration of Carbon Dioxide, 1958–2014.....	14-34
Global Temperature Trend, 1880–2014.....	14-36
Global Warming Potential of Greenhouse Gases.....	14-37
Atmospheric Electricity.....	14-39
Speed of Sound in Various Media.....	14-46
Attenuation and Speed of Sound in Air as a Function of Humidity and Frequency.....	14-48
Speed of Sound in Dry Air.....	14-49
Musical Scales.....	14-50
Characteristics of Human Hearing.....	14-51

SECTION 15: PRACTICAL LABORATORY DATA

Standard ITS-90 Thermocouple Tables.....	15-1
Reference Points on the ITS-90 Temperature Scale.....	15-10
Relative Sensitivity of Bayard-Alpert Ionization Gauges to Various Gases.....	15-12
Laboratory Solvents and Other Liquid Reagents.....	15-13
Miscibility of Organic Solvents.....	15-23
Density of Solvents as a Function of Temperature.....	15-25
Dependence of Boiling Point on Pressure.....	15-26
Ebullioscopic Constants for Calculation of Boiling Point Elevation.....	15-27
Cryoscopic Constants for Calculation of Freezing Point Depression.....	15-28
Freezing Point Lowering by Electrolytes in Aqueous Solution.....	15-28
Correction of Barometer Readings to 0 °C Temperature.....	15-29
Determination of Relative Humidity from Dew Point.....	15-30
Determination of Relative Humidity from Wet and Dry Bulb Temperatures.....	15-31
Constant Humidity Solutions.....	15-32
Standard Salt Solutions for Humidity Calibration.....	15-33
Low-Temperature Baths for Maintaining Constant Temperature.....	15-33
Metals and Alloys with Low Melting Temperature.....	15-34
Wire Tables.....	15-35
Standard Fittings for Compressed Gas Cylinders.....	15-36
Plug and Outlet Configurations for Common Laboratory Devices.....	15-38
Characteristics of Particles and Particle Dispersoids.....	15-39
Density of Various Solids.....	15-40
Density of Sulfuric Acid.....	15-41
Density of Ethanol–Water Mixtures.....	15-43
Dielectric Strength of Insulating Materials.....	15-44

Coefficient of Friction	15-49
Flame Temperatures	15-51
Allocation of Frequencies in the Radio Spectrum	15-52

SECTION 16: HEALTH AND SAFETY INFORMATION

Abbreviations Used in the Assessment and Presentation of Laboratory Hazards	16-1
Incompatible Chemicals	16-2
Explosion (Shock) Hazards.....	16-4
Water-Reactive Chemicals	16-5
Testing Requirements for Peroxidizable Compounds	16-5
Tests for the Presence of Peroxides.....	16-6
Pyrophoric Compounds – Compounds That Are Reactive with Air	16-6
Flammability Hazards of Common Solvents	16-7
Selection of Laboratory Gloves	16-9
Selection of Protective Laboratory Garments	16-9
Selection of Respirator Cartridges and Filters.....	16-10
Materials Compatible with and Resistant to 72 Percent Perchloric Acid	16-11
Protective Clothing Levels.....	16-12
Chemical Fume Hoods and Biological Safety Cabinets.....	16-13
Gas Cylinder Safety and Stamped Markings	16-15
Flammability of Chemical Substances	16-16
Threshold Limits for Airborne Contaminants.....	16-32
Laser Hazards in the Laboratory.....	16-45
General Characteristics of Ionizing Radiation for the Purpose of Practical Application of Radiation Protection	16-47
Radiation Safety Units	16-48
Relative Dose Ranges from Ionizing Radiation	16-50
Annual Limits on Intakes of Radionuclides	16-51
Chemical Carcinogens	16-55

APPENDIX A: MATHEMATICAL TABLES

1 Constants	A-2
1.1 Decimal Equivalents of Fractions (inches to mm)	A-2
1.2 Exponential and Hyperbolic Functions and their Common Logarithms	A-3
1.3 Trigonometric Functions to Four Decimal Places	A-4
2 Algebra.....	A-5
2.1 Quadratic Formula	A-5
2.2 Vector Algebra.....	A-5
2.2.1 Definitions	A-5
2.2.2 Vectors in Space.....	A-5
2.2.3 The Scalar, Dot, or Inner Product of Two Vectors.....	A-6
2.2.4 The Vector or Cross Product of Two Vectors	A-6
2.2.5 Scalar Triple Product.....	A-6
2.2.6 Vector Triple Product.....	A-7
3 Geometry	A-7
3.1 Geometry of the Plane, Straight Line, and Sphere.....	A-7
3.2 Geometry of Curves in Space.....	A-9
4 Trigonometry	A-10
4.1 Trigonometric Functions in Terms of One Another	A-10
4.2 Hyperbolic Functions in Terms of One Another	A-10
5 Calculus.....	A-11
5.1 Differentiation	A-11
5.1.1 Differentiation Formulas	A-11
5.1.2 Derivatives of Common Functions.....	A-12
5.1.3 Vector Operations.....	A-12
5.2 Orthogonal Coordinate Systems	A-14
5.3 Integration.....	A-16
5.3.1 Integration Examples.....	A-16
5.3.2 Transformation of Integrals	A-18
5.3.3 Table of Integrals	A-19
5.4 Differential Equations	A-45
5.4.1 Linear Differential Equations.....	A-45
5.4.2 Second Order Linear Constant Coefficient Equation.....	A-45

5.4.3	Homogeneous Solutions of Higher Order Constant Coefficient Equations.....	A-46
5.4.4	Particular Solutions	A-46
5.4.5	Differential Equation Solution Techniques.....	A-48
6	Series	A-49
6.1	Fourier Series.....	A-49
6.2	Binomial Series.....	A-52
6.3	Reversion of Series.....	A-52
6.4	Taylor Series.....	A-52
6.5	Exponential Series	A-53
6.6	Logarithmic Series.....	A-53
6.7	Trigonometric Series.....	A-54
7	Transforms.....	A-54
7.1	Fourier Transforms.....	A-54
7.2	Table of Fourier Cosine Transforms	A-55
7.3	Table of Finite Cosine Transforms	A-56
7.4	Table of Fourier Sine Transforms	A-56
7.5	Table of Finite Sine Transforms	A-57
7.6	Table of Fourier Transforms.....	A-57
7.7	Table of Functional Relations for Fourier Transforms	A-58
7.8	Table of Multidimensional Fourier Transforms	A-59
7.9	Table of Laplace Transforms.....	A-59
7.10	Table of Functional Relations for Laplace Transforms.....	A-62
8	Special Functions.....	A-62
8.1	Orthogonal Polynomials.....	A-62
8.2	Tables of Orthogonal Polynomials	A-65
8.3	Bessel Functions.....	A-66
8.4	Factorial Function.....	A-68
8.5	Gamma Function	A-68
8.6	Beta Function.....	A-69
8.7	Error Function	A-69
9	Probability	A-70
9.1	Normal Probability Function.....	A-70
9.2	Confidence Intervals	A-71
9.3	Percentage Points, Student's t -Distribution	A-72
9.4	Percentage Points, Chi-Square Distribution	A-73
9.5	Percentage Points, F -Distribution	A-74
10	Physics Related.....	A-76
10.1	Clebsch–Gordan Coefficients.....	A-76
10.2	Moment of Inertial for Different Shapes.....	A-78

APPENDIX B: SOURCES OF PHYSICAL AND CHEMICAL DATA	B-1
--	------------

INDEX	I-1
--------------------	------------

Section 1

Basic Constants, Units, and Conversion Factors

CODATA Recommended Values of the Fundamental Physical Constants: 2010	1-1
Standard Atomic Weights (2013)	1-11
Atomic Masses and Abundances	1-13
Electron Configuration and Ionization Energy of Neutral Atoms in the Ground State	1-17
International Temperature Scale of 1990 (ITS-90)	1-19
Conversion of Temperatures from the 1948 and 1968 Scales to ITS-90	1-20
International System of Units (SI)	1-22
Units for Magnetic Properties	1-26
Conversion Factors	1-27
Conversion of Temperatures	1-37
Conversion Factors for Energy Units	1-38
Conversion Factors for Pressure Units	1-38
Conversion Factors for Thermal Conductivity Units	1-39
Conversion Factors for Electrical Resistivity Units	1-39
Conversion Formulas for Concentration of Solutions	1-40
Descriptive Terms for Solubility	1-40
Conversion Factors for Chemical Kinetics	1-41
Conversion Factors for Ionizing Radiation	1-42
Values of the Gas Constant in Different Unit Systems	1-44

This page intentionally left blank

CODATA RECOMMENDED VALUES OF THE FUNDAMENTAL PHYSICAL CONSTANTS: 2010*

Peter J. Mohr,[†] Barry N. Taylor,[‡] and David B. Newell[§]

National Institute of Standards and Technology, Gaithersburg, Maryland 20899-8420, USA

This report gives the 2010 self-consistent set of values of the basic constants and conversion factors of physics and chemistry recommended by the Committee on Data for Science and Technology (CODATA) for international use. The 2010 adjustment takes into account the data considered in the 2006 adjustment as well as the data that became available from 1 January 2007, after the closing date of that adjustment, until 31 December 2010, the closing date of the new adjustment. The 2010 set replaces the previously recommended 2006 CODATA set and may also be found on the World Wide Web at physics.nist.gov/constants.

Reference

1. Nakamura, K., K. Hagiwara, K. Hikasa, H. Murayama, M. Tanabashi, T. Watari, C. Amsler, M. Antonelli, D. M. Asner, H. Baer, and e. al, 2010, J. Phys. G 37, 075021.

TABLE I: An abbreviated list of the CODATA recommended values of the fundamental constants of physics and chemistry based on the 2010 adjustment.

Quantity	Symbol	Numerical value	Unit	Relative std. uncert. u_r
speed of light in vacuum	c, c_0	299 792 458	m s^{-1}	exact
magnetic constant	μ_0	$4\pi \times 10^{-7}$ $= 12.566\,370\,614... \times 10^{-7}$	N A^{-2} N A^{-2}	exact
electric constant $1/\mu_0 c^2$	ϵ_0	$8.854\,187\,817... \times 10^{-12}$	F m^{-1}	exact
Newtonian constant of gravitation	G	$6.673\,84(80) \times 10^{-11}$	$\text{m}^3 \text{kg}^{-1} \text{s}^{-2}$	1.2×10^{-4}
Planck constant	h	$6.626\,069\,57(29) \times 10^{-34}$	J s	4.4×10^{-8}
$\hbar/2\pi$	\hbar	$1.054\,571\,726(47) \times 10^{-34}$	J s	4.4×10^{-8}
elementary charge	e	$1.602\,176\,565(35) \times 10^{-19}$	C	2.2×10^{-8}
magnetic flux quantum $h/2e$	Φ_0	$2.067\,833\,758(46) \times 10^{-15}$	Wb	2.2×10^{-8}
conductance quantum $2e^2/h$	G_0	$7.748\,091\,7346(25) \times 10^{-5}$	S	3.2×10^{-10}
electron mass	m_e	$9.109\,382\,91(40) \times 10^{-31}$	kg	4.4×10^{-8}
proton mass	m_p	$1.672\,621\,777(74) \times 10^{-27}$	kg	4.4×10^{-8}
proton-electron mass ratio	m_p/m_e	1836.152 672 45(75)		4.1×10^{-10}
fine-structure constant $e^2/4\pi\epsilon_0\hbar c$	α	$7.297\,352\,5698(24) \times 10^{-3}$		3.2×10^{-10}
inverse fine-structure constant	α^{-1}	137.035 999 074(44)		3.2×10^{-10}
Rydberg constant $\alpha^2 m_e c/2\hbar$	R_∞	10 973 731.568 539(55)	m^{-1}	5.0×10^{-12}

*This report was prepared by the authors under the auspices of the CODATA Task Group on Fundamental Constants. The members of the task group are:

F. Cabiati, Istituto Nazionale di Ricerca Metrologica, Italy
 J. Fischer, Physikalisch-Technische Bundesanstalt, Germany
 J. Flowers, National Physical Laboratory, United Kingdom
 K. Fujii, National Metrology Institute of Japan, Japan
 S. G. Karshenboim, Pulkovo Observatory, Russian Federation
 P. J. Mohr, National Institute of Standards and Technology, United States of America
 D. B. Newell, National Institute of Standards and Technology, United States of America
 F. Nez, Laboratoire Kastler-Brossel, France
 K. Pachucki, University of Warsaw, Poland
 T. J. Quinn, Bureau international des poids et mesures
 B. N. Taylor, National Institute of Standards and Technology, United States of America
 B. M. Wood, National Research Council, Canada
 Z. Zhang, National Institute of Metrology, China (People's Republic of)

[†]Electronic address: mohr@nist.gov

[‡]Electronic address: barry.taylor@nist.gov

[§]Electronic address: dnewell@nist.gov

TABLE I: (Continued.)

Quantity	Symbol	Numerical value	Unit	Relative std. uncert. u_r
Avogadro constant	N_A, L	$6.022\,141\,29(27) \times 10^{23}$	mol^{-1}	4.4×10^{-8}
Faraday constant $N_A e$	F	$96\,485.3365(21)$	C mol^{-1}	2.2×10^{-8}
molar gas constant	R	$8.314\,4621(75)$	$\text{J mol}^{-1} \text{K}^{-1}$	9.1×10^{-7}
Boltzmann constant R/N_A	k	$1.380\,6488(13) \times 10^{-23}$	J K^{-1}	9.1×10^{-7}
Stefan-Boltzmann constant $(\pi^2/60)k^4/\hbar^3 c^2$	σ	$5.670\,373(21) \times 10^{-8}$	$\text{W m}^{-2} \text{K}^{-4}$	3.6×10^{-6}
Non-SI units accepted for use with the SI				
electron volt (e/C) J	eV	$1.602\,176\,565(35) \times 10^{-19}$	J	2.2×10^{-8}
(unified) atomic mass unit $\frac{1}{12}m(^{12}\text{C})$	u	$1.660\,538\,921(73) \times 10^{-27}$	kg	4.4×10^{-8}

TABLE II: The CODATA recommended values of the fundamental constants of physics and chemistry based on the 2010 adjustment.

Quantity	Symbol	Numerical value	Unit	Relative std. uncert. u_r
UNIVERSAL				
speed of light in vacuum	c, c_0	299 792 458	m s^{-1}	exact
magnetic constant	μ_0	$4\pi \times 10^{-7}$ $= 12.566\,370\,614... \times 10^{-7}$	N A^{-2} N A^{-2}	exact
electric constant $1/\mu_0 c^2$	ϵ_0	$8.854\,187\,817... \times 10^{-12}$	F m^{-1}	exact
characteristic impedance of vacuum $\mu_0 c$	Z_0	376.730 313 461...	Ω	exact
Newtonian constant of gravitation	G	$6.673\,84(80) \times 10^{-11}$	$\text{m}^3 \text{kg}^{-1} \text{s}^{-2}$	1.2×10^{-4}
Planck constant	$G/\hbar c$	$6.708\,37(80) \times 10^{-39}$	$(\text{GeV}/c^2)^{-2}$	1.2×10^{-4}
	h	$6.626\,069\,57(29) \times 10^{-34}$	J s	4.4×10^{-8}
		$4.135\,667\,516(91) \times 10^{-15}$	eV s	2.2×10^{-8}
	$h/2\pi$	$1.054\,571\,726(47) \times 10^{-34}$	J s	4.4×10^{-8}
		$6.582\,119\,28(15) \times 10^{-16}$	eV s	2.2×10^{-8}
Planck mass $(\hbar c/G)^{1/2}$ energy equivalent	$\hbar c$	197.326 9718(44)	MeV fm	2.2×10^{-8}
	m_P	$2.176\,51(13) \times 10^{-8}$	kg	6.0×10^{-5}
	$m_P c^2$	$1.220\,932(73) \times 10^{19}$	GeV	6.0×10^{-5}
	Planck temperature $(\hbar c^5/G)^{1/2}/k$	$1.416\,833(85) \times 10^{32}$	K	6.0×10^{-5}
	Planck length $\hbar/m_P c = (\hbar G/c^3)^{1/2}$	$1.616\,199(97) \times 10^{-35}$	m	6.0×10^{-5}
Planck time $l_P/c = (\hbar G/c^5)^{1/2}$	t_P	$5.391\,06(32) \times 10^{-44}$	s	6.0×10^{-5}
ELECTROMAGNETIC				
elementary charge	e	$1.602\,176\,565(35) \times 10^{-19}$	C	2.2×10^{-8}
	e/h	$2.417\,989\,348(53) \times 10^{14}$	A J^{-1}	2.2×10^{-8}
magnetic flux quantum $h/2e$	Φ_0	$2.067\,833\,758(46) \times 10^{-15}$	Wb	2.2×10^{-8}
conductance quantum $2e^2/h$	G_0	$7.748\,091\,7346(25) \times 10^{-5}$	S	3.2×10^{-10}
inverse of conductance quantum	G_0^{-1}	12 906.403 7217(42)	Ω	3.2×10^{-10}
Josephson constant ¹ $2e/h$	K_J	$483\,597.870(11) \times 10^9$	Hz V^{-1}	2.2×10^{-8}
von Klitzing constant ² $h/e^2 = \mu_0 c/2\alpha$	R_K	25 812.807 4434(84)	Ω	3.2×10^{-10}
Bohr magneton $e\hbar/2m_e$	μ_B	$927.400\,968(20) \times 10^{-26}$	J T ⁻¹	2.2×10^{-8}
		$5.788\,381\,8066(38) \times 10^{-5}$	eV T ⁻¹	6.5×10^{-10}
	μ_B/h	$13.996\,245\,55(31) \times 10^9$	Hz T ⁻¹	2.2×10^{-8}
	$\mu_B/\hbar c$	46.686 4498(10)	$\text{m}^{-1} \text{T}^{-1}$	2.2×10^{-8}
	μ_B/k	0.671 713 88(61)	K T ⁻¹	9.1×10^{-7}
nuclear magneton $e\hbar/2m_p$	μ_N	$5.050\,783\,53(11) \times 10^{-27}$	J T ⁻¹	2.2×10^{-8}
		$3.152\,451\,2605(22) \times 10^{-8}$	eV T ⁻¹	7.1×10^{-10}
	μ_N/h	7.622 593 57(17)	MHz T ⁻¹	2.2×10^{-8}
	$\mu_N/\hbar c$	$2.542\,623\,527(56) \times 10^{-2}$	$\text{m}^{-1} \text{T}^{-1}$	2.2×10^{-8}
	μ_N/k	$3.658\,2682(33) \times 10^{-4}$	K T ⁻¹	9.1×10^{-7}

¹See Table IV for the conventional value adopted internationally for realizing representations of the volt using the Josephson effect.²See Table IV for the conventional value adopted internationally for realizing representations of the ohm using the quantum Hall effect.

TABLE II: (Continued).

Quantity	Symbol	Numerical value	Unit	Relative std. uncert. u_r
ATOMIC AND NUCLEAR				
General				
fine-structure constant $e^2/4\pi\epsilon_0\hbar c$	α	$7.297\,352\,5698(24) \times 10^{-3}$		3.2×10^{-10}
inverse fine-structure constant	α^{-1}	137.035 999 074(44)		3.2×10^{-10}
Rydberg constant $\alpha^2 m_e c/2\hbar$	R_∞	10 973 731.568 539(55)	m^{-1}	5.0×10^{-12}
	$R_\infty c$	$3.289\,841\,960\,364(17) \times 10^{15}$	Hz	5.0×10^{-12}
	$R_\infty \hbar c$	$2.179\,872\,171(96) \times 10^{-18}$	J	4.4×10^{-8}
		13.605 692 53(30)	eV	2.2×10^{-8}
Bohr radius $\alpha/4\pi R_\infty = 4\pi\epsilon_0\hbar^2/m_e e^2$	a_0	$0.529\,177\,210\,92(17) \times 10^{-10}$	m	3.2×10^{-10}
Hartree energy $e^2/4\pi\epsilon_0 a_0 = 2R_\infty \hbar c = \alpha^2 m_e c^2$	E_h	$4.359\,744\,34(19) \times 10^{-18}$	J	4.4×10^{-8}
		27.211 385 05(60)	eV	2.2×10^{-8}
quantum of circulation	$h/2m_e$	$3.636\,947\,5520(24) \times 10^{-4}$	$\text{m}^2 \text{s}^{-1}$	6.5×10^{-10}
	h/m_e	$7.273\,895\,1040(47) \times 10^{-4}$	$\text{m}^2 \text{s}^{-1}$	6.5×10^{-10}
Electroweak				
Fermi coupling constant ³	$G_F/(\hbar c)^3$	$1.166\,364(5) \times 10^{-5}$	GeV^{-2}	4.3×10^{-6}
weak mixing angle ⁴ θ_W (on-shell scheme)				
$\sin^2 \theta_W = s_W^2 \equiv 1 - (m_W/m_Z)^2$	$\sin^2 \theta_W$	0.2223(21)		9.5×10^{-3}
Electron, e^-				
electron mass	m_e	$9.109\,382\,91(40) \times 10^{-31}$	kg	4.4×10^{-8}
		$5.485\,799\,0946(22) \times 10^{-4}$	u	4.0×10^{-10}
energy equivalent	$m_e c^2$	$8.187\,105\,06(36) \times 10^{-14}$	J	4.4×10^{-8}
		0.510 998 928(11)	MeV	2.2×10^{-8}
electron-muon mass ratio	m_e/m_μ	$4.836\,331\,66(12) \times 10^{-3}$		2.5×10^{-8}
electron-tau mass ratio	m_e/m_τ	$2.875\,92(26) \times 10^{-4}$		9.0×10^{-5}
electron-proton mass ratio	m_e/m_p	$5.446\,170\,2178(22) \times 10^{-4}$		4.1×10^{-10}
electron-neutron mass ratio	m_e/m_n	$5.438\,673\,4461(32) \times 10^{-4}$		5.8×10^{-10}
electron-deuteron mass ratio	m_e/m_d	$2.724\,437\,1095(11) \times 10^{-4}$		4.0×10^{-10}
electron-triton mass ratio	m_e/m_t	$1.819\,200\,0653(17) \times 10^{-4}$		9.1×10^{-10}
electron-helion mass ratio	m_e/m_h	$1.819\,543\,0761(17) \times 10^{-4}$		9.2×10^{-10}
electron to alpha particle mass ratio	m_e/m_α	$1.370\,933\,555\,78(55) \times 10^{-4}$		4.0×10^{-10}
electron charge to mass quotient	$-e/m_e$	$-1.758\,820\,088(39) \times 10^{11}$	C kg^{-1}	2.2×10^{-8}
electron molar mass $N_A m_e$	$M(e), M_e$	$5.485\,799\,0946(22) \times 10^{-7}$	kg mol^{-1}	4.0×10^{-10}
Compton wavelength $h/m_e c$	λ_C	$2.426\,310\,2389(16) \times 10^{-12}$	m	6.5×10^{-10}
$\lambda_C/2\pi = \alpha a_0 = \alpha^2/4\pi R_\infty$	$\tilde{\lambda}_C$	$386.159\,268\,00(25) \times 10^{-15}$	m	6.5×10^{-10}
classical electron radius $\alpha^2 a_0$	r_e	$2.817\,940\,3267(27) \times 10^{-15}$	m	9.7×10^{-10}
Thomson cross section $(8\pi/3)r_e^2$	σ_e	$0.665\,245\,8734(13) \times 10^{-28}$	m^2	1.9×10^{-9}
electron magnetic moment	μ_e	$-928.476\,430(21) \times 10^{-26}$	J T^{-1}	2.2×10^{-8}
to Bohr magneton ratio	μ_e/μ_B	$-1.001\,159\,652\,180\,76(27)$		2.6×10^{-13}
to nuclear magneton ratio	μ_e/μ_N	$-1838.281\,970\,90(75)$		4.1×10^{-10}
electron magnetic moment anomaly $ \mu_e /\mu_B - 1$	a_e	$1.159\,652\,180\,76(27) \times 10^{-3}$		2.3×10^{-10}
electron g-factor $-2(1 + a_e)$	g_e	$-2.002\,319\,304\,361\,53(53)$		2.6×10^{-13}
electron-muon magnetic moment ratio	μ_e/μ_μ	206.766 9896(52)		2.5×10^{-8}
electron-proton magnetic moment ratio	μ_e/μ_p	$-658.210\,6848(54)$		8.1×10^{-9}
electron to shielded proton magnetic moment ratio (H_2O , sphere, 25 °C)	μ_e/μ'_p	$-658.227\,5971(72)$		1.1×10^{-8}
electron-neutron magnetic moment ratio	μ_e/μ_n	960.920 50(23)		2.4×10^{-7}
electron-deuteron magnetic moment ratio	μ_e/μ_d	$-2143.923\,498(18)$		8.4×10^{-9}
electron to shielded helion magnetic moment ratio (gas, sphere, 25 °C)	μ_e/μ'_h	864.058 257(10)		1.2×10^{-8}

³Value recommended by the Particle Data Group (Nakamura et al., 2010).⁴Based on the ratio of the masses of the W and Z bosons m_W/m_Z recommended by the Particle Data Group (Nakamura et al., 2010). The value for $\sin^2 \theta_W$ they recommend, which is based on a particular variant of the modified minimal subtraction ($\overline{\text{MS}}$) scheme, is $\sin^2 \hat{\theta}_W(M_Z) = 0.231\,16(13)$.

TABLE II: (Continued).

Quantity	Symbol	Numerical value	Unit	Relative std. uncert. u_r
electron gyromagnetic ratio $2 \mu_e /\hbar$	γ_e	$1.760\,859\,708(39) \times 10^{11}$	$\text{s}^{-1} \text{T}^{-1}$	2.2×10^{-8}
	$\gamma_e/2\pi$	28 024.952 66(62)	MHz T ⁻¹	2.2×10^{-8}
Muon, μ^-				
muon mass	m_μ	$1.883\,531\,475(96) \times 10^{-28}$	kg	5.1×10^{-8}
		0.113 428 9267(29)	u	2.5×10^{-8}
energy equivalent	$m_\mu c^2$	$1.692\,833\,667(86) \times 10^{-11}$	J	5.1×10^{-8}
		105.658 3715(35)	MeV	3.4×10^{-8}
muon-electron mass ratio	m_μ/m_e	206.768 2843(52)		2.5×10^{-8}
muon-tau mass ratio	m_μ/m_τ	$5.946\,49(54) \times 10^{-2}$		9.0×10^{-5}
muon-proton mass ratio	m_μ/m_p	0.112 609 5272(28)		2.5×10^{-8}
muon-neutron mass ratio	m_μ/m_n	0.112 454 5177(28)		2.5×10^{-8}
muon molar mass $N_A m_\mu$	$M(\mu), M_\mu$	$0.113\,428\,9267(29) \times 10^{-3}$	kg mol ⁻¹	2.5×10^{-8}
muon Compton wavelength $\hbar/m_\mu c$	$\lambda_{C,\mu}$	$11.734\,441\,03(30) \times 10^{-15}$	m	2.5×10^{-8}
	$\tilde{\lambda}_{C,\mu}$	$1.867\,594\,294(47) \times 10^{-15}$	m	2.5×10^{-8}
muon magnetic moment	μ_μ	$-4.490\,448\,07(15) \times 10^{-26}$	J T ⁻¹	3.4×10^{-8}
to Bohr magneton ratio	μ_μ/μ_B	$-4.841\,970\,44(12) \times 10^{-3}$		2.5×10^{-8}
to nuclear magneton ratio	μ_μ/μ_N	-8.890 596 97(22)		2.5×10^{-8}
muon magnetic moment anomaly				
$ \mu_\mu /(\hbar/2m_\mu) - 1$	a_μ	$1.165\,920\,91(63) \times 10^{-3}$		5.4×10^{-7}
muon g-factor $-2(1 + a_\mu)$	g_μ	-2.002 331 8418(13)		6.3×10^{-10}
muon-proton magnetic moment ratio	μ_μ/μ_p	-3.183 345 107(84)		2.6×10^{-8}
Tau, τ^-				
tau mass ⁵	m_τ	$3.167\,47(29) \times 10^{-27}$	kg	9.0×10^{-5}
		1.907 49(17)	u	9.0×10^{-5}
energy equivalent	$m_\tau c^2$	$2.846\,78(26) \times 10^{-10}$	J	9.0×10^{-5}
		1776.82(16)	MeV	9.0×10^{-5}
tau-electron mass ratio	m_τ/m_e	3477.15(31)		9.0×10^{-5}
tau-muon mass ratio	m_τ/m_μ	16.8167(15)		9.0×10^{-5}
tau-proton mass ratio	m_τ/m_p	1.893 72(17)		9.0×10^{-5}
tau-neutron mass ratio	m_τ/m_n	1.891 11(17)		9.0×10^{-5}
tau molar mass $N_A m_\tau$	$M(\tau), M_\tau$	$1.907\,49(17) \times 10^{-3}$	kg mol ⁻¹	9.0×10^{-5}
tau Compton wavelength $\hbar/m_\tau c$	$\lambda_{C,\tau}$	$0.697\,787(63) \times 10^{-15}$	m	9.0×10^{-5}
	$\tilde{\lambda}_{C,\tau}$	$0.111\,056(10) \times 10^{-15}$	m	9.0×10^{-5}
Proton, p				
proton mass	m_p	$1.672\,621\,777(74) \times 10^{-27}$	kg	4.4×10^{-8}
		1.007 276 466 812(90)	u	8.9×10^{-11}
energy equivalent	$m_p c^2$	$1.503\,277\,484(66) \times 10^{-10}$	J	4.4×10^{-8}
		938.272 046(21)	MeV	2.2×10^{-8}
proton-electron mass ratio	m_p/m_e	1836.152 672 45(75)		4.1×10^{-10}
proton-muon mass ratio	m_p/m_μ	8.880 243 31(22)		2.5×10^{-8}
proton-tau mass ratio	m_p/m_τ	0.528 063(48)		9.0×10^{-5}
proton-neutron mass ratio	m_p/m_n	0.998 623 478 26(45)		4.5×10^{-10}
proton charge to mass quotient	e/m_p	$9.578\,833\,58(21) \times 10^7$	C kg ⁻¹	2.2×10^{-8}
proton molar mass $N_A m_p$	$M(p), M_p$	$1.007\,276\,466\,812(90) \times 10^{-3}$	kg mol ⁻¹	8.9×10^{-11}
proton Compton wavelength $\hbar/m_p c$	$\lambda_{C,p}$	$1.321\,409\,856\,23(94) \times 10^{-15}$	m	7.1×10^{-10}
	$\tilde{\lambda}_{C,p}$	$0.210\,308\,910\,47(15) \times 10^{-15}$	m	7.1×10^{-10}
proton rms charge radius	r_p	$0.8775(51) \times 10^{-15}$	m	5.9×10^{-3}
proton magnetic moment	μ_p	$1.410\,606\,743(33) \times 10^{-26}$	J T ⁻¹	2.4×10^{-8}
to Bohr magneton ratio	μ_p/μ_B	$1.521\,032\,210(12) \times 10^{-3}$		8.1×10^{-9}
to nuclear magneton ratio	μ_p/μ_N	2.792 847 356(23)		8.2×10^{-9}
proton g-factor $2\mu_p/\mu_N$	g_p	5.585 694 713(46)		8.2×10^{-9}

⁵This and all other values involving m_τ are based on the value of $m_\tau c^2$ in MeV recommended by the Particle Data Group (Nakamura et al., 2010).

TABLE II: (Continued).

Quantity	Symbol	Numerical value	Unit	Relative std. uncert. u_r
proton-neutron magnetic moment ratio	μ_p/μ_n	$-1.459\,898\,06(34)$		2.4×10^{-7}
shielded proton magnetic moment (H ₂ O, sphere, 25 °C)	μ'_p	$1.410\,570\,499(35) \times 10^{-26}$	J T ⁻¹	2.5×10^{-8}
to Bohr magneton ratio	μ'_p/μ_B	$1.520\,993\,128(17) \times 10^{-3}$		1.1×10^{-8}
to nuclear magneton ratio	μ'_p/μ_N	$2.792\,775\,598(30)$		1.1×10^{-8}
proton magnetic shielding correction $1 - \mu'_p/\mu_p$ (H ₂ O, sphere, 25 °C)	σ'_p	$25.694(14) \times 10^{-6}$		5.3×10^{-4}
proton gyromagnetic ratio $2\mu_p/\hbar$	γ_p	$2.675\,222\,005(63) \times 10^8$	s ⁻¹ T ⁻¹	2.4×10^{-8}
	$\gamma_p/2\pi$	$42.577\,4806(10)$	MHz T ⁻¹	2.4×10^{-8}
shielded proton gyromagnetic ratio $2\mu'_p/\hbar$ (H ₂ O, sphere, 25 °C)	γ'_p	$2.675\,153\,268(66) \times 10^8$	s ⁻¹ T ⁻¹	2.5×10^{-8}
	$\gamma'_p/2\pi$	$42.576\,3866(10)$	MHz T ⁻¹	2.5×10^{-8}
Neutron, n				
neutron mass	m_n	$1.674\,927\,351(74) \times 10^{-27}$	kg	4.4×10^{-8}
		$1.008\,664\,916\,00(43)$	u	4.2×10^{-10}
energy equivalent	$m_n c^2$	$1.505\,349\,631(66) \times 10^{-10}$	J	4.4×10^{-8}
		$939.565\,379(21)$	MeV	2.2×10^{-8}
neutron-electron mass ratio	m_n/m_e	$1838.683\,6605(11)$		5.8×10^{-10}
neutron-muon mass ratio	m_n/m_μ	$8.892\,484\,00(22)$		2.5×10^{-8}
neutron-tau mass ratio	m_n/m_τ	$0.528\,790(48)$		9.0×10^{-5}
neutron-proton mass ratio	m_n/m_p	$1.001\,378\,419\,17(45)$		4.5×10^{-10}
neutron-proton mass difference	$m_n - m_p$	$2.305\,573\,92(76) \times 10^{-30}$	kg	3.3×10^{-7}
		$0.001\,388\,449\,19(45)$	u	3.3×10^{-7}
energy equivalent	$(m_n - m_p)c^2$	$2.072\,146\,50(68) \times 10^{-13}$	J	3.3×10^{-7}
		$1.293\,332\,17(42)$	MeV	3.3×10^{-7}
neutron molar mass $N_A m_n$	$M(n), M_n$	$1.008\,664\,916\,00(43) \times 10^{-3}$	kg mol ⁻¹	4.2×10^{-10}
neutron Compton wavelength $h/m_n c$	$\lambda_{C,n}$	$1.319\,590\,9068(11) \times 10^{-15}$	m	8.2×10^{-10}
$\lambda_{C,n}/2\pi$	$\tilde{\lambda}_{C,n}$	$0.210\,019\,415\,68(17) \times 10^{-15}$	m	8.2×10^{-10}
neutron magnetic moment	μ_n	$-0.966\,236\,47(23) \times 10^{-26}$	J T ⁻¹	2.4×10^{-7}
to Bohr magneton ratio	μ_n/μ_B	$-1.041\,875\,63(25) \times 10^{-3}$		2.4×10^{-7}
to nuclear magneton ratio	μ_n/μ_N	$-1.913\,042\,72(45)$		2.4×10^{-7}
neutron g -factor $2\mu_n/\mu_N$	g_n	$-3.826\,085\,45(90)$		2.4×10^{-7}
neutron-electron magnetic moment ratio	μ_n/μ_e	$1.040\,668\,82(25) \times 10^{-3}$		2.4×10^{-7}
neutron-proton magnetic moment ratio	μ_n/μ_p	$-0.684\,979\,34(16)$		2.4×10^{-7}
neutron to shielded proton magnetic moment ratio (H ₂ O, sphere, 25 °C)	μ_n/μ'_p	$-0.684\,996\,94(16)$		2.4×10^{-7}
neutron gyromagnetic ratio $2 \mu_n /\hbar$	γ_n	$1.832\,471\,79(43) \times 10^8$	s ⁻¹ T ⁻¹	2.4×10^{-7}
	$\gamma_n/2\pi$	$29.164\,6943(69)$	MHz T ⁻¹	2.4×10^{-7}
Deuteron, d				
deuteron mass	m_d	$3.343\,583\,48(15) \times 10^{-27}$	kg	4.4×10^{-8}
		$2.013\,553\,212\,712(77)$	u	3.8×10^{-11}
energy equivalent	$m_d c^2$	$3.005\,062\,97(13) \times 10^{-10}$	J	4.4×10^{-8}
		$1875.612\,859(41)$	MeV	2.2×10^{-8}
deuteron-electron mass ratio	m_d/m_e	$3670.482\,9652(15)$		4.0×10^{-10}
deuteron-proton mass ratio	m_d/m_p	$1.999\,007\,500\,97(18)$		9.2×10^{-11}
deuteron molar mass $N_A m_d$	$M(d), M_d$	$2.013\,553\,212\,712(77) \times 10^{-3}$	kg mol ⁻¹	3.8×10^{-11}
deuteron rms charge radius	r_d	$2.1424(21) \times 10^{-15}$	m	9.8×10^{-4}
deuteron magnetic moment	μ_d	$0.433\,073\,489(10) \times 10^{-26}$	J T ⁻¹	2.4×10^{-8}
to Bohr magneton ratio	μ_d/μ_B	$0.466\,975\,4556(39) \times 10^{-3}$		8.4×10^{-9}
to nuclear magneton ratio	μ_d/μ_N	$0.857\,438\,2308(72)$		8.4×10^{-9}
deuteron g -factor μ_d/μ_N	g_d	$0.857\,438\,2308(72)$		8.4×10^{-9}
deuteron-electron magnetic moment ratio	μ_d/μ_e	$-4.664\,345\,537(39) \times 10^{-4}$		8.4×10^{-9}
deuteron-proton magnetic moment ratio	μ_d/μ_p	$0.307\,012\,2070(24)$		7.7×10^{-9}
deuteron-neutron magnetic moment ratio	μ_d/μ_n	$-0.448\,206\,52(11)$		2.4×10^{-7}

TABLE II: (Continued).

Quantity	Symbol	Numerical value	Unit	Relative std. uncert. u_r
Triton, t				
triton mass	m_t	$5.007\,356\,30(22) \times 10^{-27}$	kg	4.4×10^{-8}
		$3.015\,500\,7134(25)$	u	8.2×10^{-10}
energy equivalent	$m_t c^2$	$4.500\,387\,41(20) \times 10^{-10}$	J	4.4×10^{-8}
		$2808.921\,005(62)$	MeV	2.2×10^{-8}
triton-electron mass ratio	m_t/m_e	$5496.921\,5267(50)$		9.1×10^{-10}
triton-proton mass ratio	m_t/m_p	$2.993\,717\,0308(25)$		8.2×10^{-10}
triton molar mass $N_A m_t$	$M(t), M_t$	$3.015\,500\,7134(25) \times 10^{-3}$	kg mol ⁻¹	8.2×10^{-10}
triton magnetic moment	μ_t	$1.504\,609\,447(38) \times 10^{-26}$	J T ⁻¹	2.6×10^{-8}
to Bohr magneton ratio	μ_t/μ_B	$1.622\,393\,657(21) \times 10^{-3}$		1.3×10^{-8}
to nuclear magneton ratio	μ_t/μ_N	$2.978\,962\,448(38)$		1.3×10^{-8}
triton g-factor $2\mu_t/\mu_N$	g_t	$5.957\,924\,896(76)$		1.3×10^{-8}
Helion, h				
helion mass	m_h	$5.006\,412\,34(22) \times 10^{-27}$	kg	4.4×10^{-8}
		$3.014\,932\,2468(25)$	u	8.3×10^{-10}
energy equivalent	$m_h c^2$	$4.499\,539\,02(20) \times 10^{-10}$	J	4.4×10^{-8}
		$2808.391\,482(62)$	MeV	2.2×10^{-8}
helion-electron mass ratio	m_h/m_e	$5495.885\,2754(50)$		9.2×10^{-10}
helion-proton mass ratio	m_h/m_p	$2.993\,152\,6707(25)$		8.2×10^{-10}
helion molar mass $N_A m_h$	$M(h), M_h$	$3.014\,932\,2468(25) \times 10^{-3}$	kg mol ⁻¹	8.3×10^{-10}
helion magnetic moment	μ_h	$-1.074\,617\,486(27) \times 10^{-26}$	J T ⁻¹	2.5×10^{-8}
to Bohr magneton ratio	μ_h/μ_B	$-1.158\,740\,958(14) \times 10^{-3}$		1.2×10^{-8}
to nuclear magneton ratio	μ_h/μ_N	$-2.127\,625\,306(25)$		1.2×10^{-8}
helion g-factor $2\mu_h/\mu_N$	g_h	$-4.255\,250\,613(50)$		1.2×10^{-8}
shielded helion magnetic moment (gas, sphere, 25 °C)	μ'_h	$-1.074\,553\,044(27) \times 10^{-26}$	J T ⁻¹	2.5×10^{-8}
to Bohr magneton ratio	μ'_h/μ_B	$-1.158\,671\,471(14) \times 10^{-3}$		1.2×10^{-8}
to nuclear magneton ratio	μ'_h/μ_N	$-2.127\,497\,718(25)$		1.2×10^{-8}
shielded helion to proton magnetic moment ratio (gas, sphere, 25 °C)	μ'_h/μ_p	$-0.761\,766\,558(11)$		1.4×10^{-8}
shielded helion to shielded proton magnetic moment ratio (gas/H ₂ O, spheres, 25 °C)	μ'_h/μ'_p	$-0.761\,786\,1313(33)$		4.3×10^{-9}
shielded helion gyromagnetic ratio $2 \mu'_h /\hbar$ (gas, sphere, 25 °C)	γ'_h	$2.037\,894\,659(51) \times 10^8$	s ⁻¹ T ⁻¹	2.5×10^{-8}
	$\gamma'_h/2\pi$	$32.434\,100\,84(81)$	MHz T ⁻¹	2.5×10^{-8}
Alpha particle, α				
alpha particle mass	m_α	$6.644\,656\,75(29) \times 10^{-27}$	kg	4.4×10^{-8}
		$4.001\,506\,179\,125(62)$	u	1.5×10^{-11}
energy equivalent	$m_\alpha c^2$	$5.971\,919\,67(26) \times 10^{-10}$	J	4.4×10^{-8}
		$3727.379\,240(82)$	MeV	2.2×10^{-8}
alpha particle to electron mass ratio	m_α/m_e	$7294.299\,5361(29)$		4.0×10^{-10}
alpha particle to proton mass ratio	m_α/m_p	$3.972\,599\,689\,33(36)$		9.0×10^{-11}
alpha particle molar mass $N_A m_\alpha$	$M(\alpha), M_\alpha$	$4.001\,506\,179\,125(62) \times 10^{-3}$	kg mol ⁻¹	1.5×10^{-11}
PHYSICOCHEMICAL				
Avogadro constant	N_A, L	$6.022\,141\,29(27) \times 10^{23}$	mol ⁻¹	4.4×10^{-8}
atomic mass constant				
$m_u = \frac{1}{12}m(^{12}\text{C}) = 1\text{ u}$	m_u	$1.660\,538\,921(73) \times 10^{-27}$	kg	4.4×10^{-8}
energy equivalent	$m_u c^2$	$1.492\,417\,954(66) \times 10^{-10}$	J	4.4×10^{-8}
		$931.494\,061(21)$	MeV	2.2×10^{-8}
Faraday constant ⁶ $N_A e$	F	$96\,485.3365(21)$	C mol ⁻¹	2.2×10^{-8}

⁶The numerical value of F to be used in coulometric chemical measurements is $96\,485.3321(43)$ [4.4×10^{-8}] when the relevant current is measured in terms of representations of the volt and ohm based on the Josephson and quantum Hall effects and the internationally adopted conventional values of the Josephson and von Klitzing constants K_{J-90} and R_{K-90} given in Table IV.

TABLE II: (Continued).

Quantity	Symbol	Numerical value	Unit	Relative std. uncert. u_r
molar Planck constant	$N_A h$	$3.990\,312\,7176(28) \times 10^{-10}$	J s mol ⁻¹	7.0×10^{-10}
	$N_A h c$	$0.119\,626\,565\,779(84)$	J m mol ⁻¹	7.0×10^{-10}
molar gas constant	R	$8.314\,4621(75)$	J mol ⁻¹ K ⁻¹	9.1×10^{-7}
Boltzmann constant R/N_A	k	$1.380\,6488(13) \times 10^{-23}$	J K ⁻¹	9.1×10^{-7}
		$8.617\,3324(78) \times 10^{-5}$	eV K ⁻¹	9.1×10^{-7}
	k/h	$2.083\,6618(19) \times 10^{10}$	Hz K ⁻¹	9.1×10^{-7}
	k/hc	$69.503\,476(63)$	m ⁻¹ K ⁻¹	9.1×10^{-7}
molar volume of ideal gas RT/p				
$T = 273.15$ K, $p = 100$ kPa	V_m	$22.710\,953(21) \times 10^{-3}$	m ³ mol ⁻¹	9.1×10^{-7}
Loschmidt constant N_A/V_m	n_0	$2.651\,6462(24) \times 10^{25}$	m ⁻³	9.1×10^{-7}
molar volume of ideal gas RT/p				
$T = 273.15$ K, $p = 101.325$ kPa	V_m	$22.413\,968(20) \times 10^{-3}$	m ³ mol ⁻¹	9.1×10^{-7}
Loschmidt constant N_A/V_m	n_0	$2.686\,7805(24) \times 10^{25}$	m ⁻³	9.1×10^{-7}
Sackur-Tetrode (absolute entropy) constant ⁷				
$\frac{5}{2} + \ln[(2\pi m_u k T_1 / h^2)^{3/2} k T_1 / p_0]$				
$T_1 = 1$ K, $p_0 = 100$ kPa	S_0/R	$-1.151\,7078(23)$		2.0×10^{-6}
$T_1 = 1$ K, $p_0 = 101.325$ kPa		$-1.164\,8708(23)$		1.9×10^{-6}
Stefan-Boltzmann constant				
$(\pi^2/60)k^4/\hbar^3 c^2$	σ	$5.670\,373(21) \times 10^{-8}$	W m ⁻² K ⁻⁴	3.6×10^{-6}
first radiation constant $2\pi h c^2$	c_1	$3.741\,771\,53(17) \times 10^{-16}$	W m ²	4.4×10^{-8}
first radiation constant for spectral radiance $2hc^2 c_{1L}$		$1.191\,042\,869(53) \times 10^{-16}$	W m ² sr ⁻¹	4.4×10^{-8}
second radiation constant hc/k	c_2	$1.438\,7770(13) \times 10^{-2}$	m K	9.1×10^{-7}
Wien displacement law constants				
$b = \lambda_{\max} T = c_2/4.965\,114\,231\dots$	b	$2.897\,7721(26) \times 10^{-3}$	m K	9.1×10^{-7}
$b' = \nu_{\max}/T = 2.821\,439\,372\dots c/c_2$	b'	$5.878\,9254(53) \times 10^{10}$	Hz K ⁻¹	9.1×10^{-7}

TABLE III: The variances, covariances, and correlation coefficients of the values of a selected group of constants based on the 2010 CODATA adjustment. The numbers in bold above the main diagonal are 10^{16} times the numerical values of the relative covariances; the numbers in bold on the main diagonal are 10^{16} times the numerical values of the relative variances; and the numbers in italics below the main diagonal are the correlation coefficients.¹

	α	h	e	m_e	N_A	m_e/m_μ	F
α	0.0010	0.0010	0.0010	-0.0011	0.0009	-0.0021	0.0019
h	<i>0.0072</i>	19.4939	9.7475	19.4918	-19.4912	-0.0020	-9.7437
e	<i>0.0145</i>	<i>1.0000</i>	4.8742	9.7454	-9.7452	-0.0020	-4.8709
m_e	<i>-0.0075</i>	<i>0.9999</i>	<i>0.9998</i>	19.4940	-19.4929	0.0021	-9.7475
N_A	<i>0.0060</i>	<i>-0.9999</i>	<i>-0.9997</i>	<i>-1.0000</i>	19.4934	-0.0017	9.7483
m_e/m_μ	<i>-0.0251</i>	<i>-0.0002</i>	<i>-0.0004</i>	<i>0.0002</i>	<i>-0.0002</i>	6.3872	-0.0037
F	<i>0.0265</i>	<i>-0.9993</i>	<i>-0.9990</i>	<i>-0.9997</i>	<i>0.9997</i>	<i>-0.0007</i>	4.8774

¹ The relative covariance is $u_r(x_i, x_j) = u(x_i, x_j)/(x_i x_j)$, where $u(x_i, x_j)$ is the covariance of x_i and x_j ; the relative variance is $u_r^2(x_i) = u_r(x_i, x_i)$; and the correlation coefficient is $r(x_i, x_j) = u(x_i, x_j)/[u(x_i)u(x_j)]$.

⁷The entropy of an ideal monoatomic gas of relative atomic mass A_r is given by $S = S_0 + \frac{3}{2} R \ln A_r - R \ln(p/p_0) + \frac{5}{2} R \ln(T/K)$.

TABLE IV: Internationally adopted values of various quantities.

Quantity	Symbol	Numerical value	Unit	Relative std. uncert. u_r
relative atomic mass ¹ of ^{12}C	$A_r(^{12}\text{C})$	12		exact
molar mass constant	M_u	1×10^{-3}	kg mol ⁻¹	exact
molar mass of ^{12}C	$M(^{12}\text{C})$	12×10^{-3}	kg mol ⁻¹	exact
conventional value of Josephson constant ²	K_{J-90}	483 597.9	GHz V ⁻¹	exact
conventional value of von Klitzing constant ³	R_{K-90}	25 812.807	Ω	exact
standard-state pressure		100	kPa	exact
standard atmosphere		101.325	kPa	exact

¹ The relative atomic mass $A_r(X)$ of particle X with mass $m(X)$ is defined by $A_r(X) = m(X)/m_u$, where $m_u = m(^{12}\text{C})/12 = M_u/N_A = 1 \text{ u}$ is the atomic mass constant, M_u is the molar mass constant, N_A is the Avogadro constant, and u is the unified atomic mass unit. Thus the mass of particle X is $m(X) = A_r(X) \text{ u}$ and the molar mass of X is $M(X) = A_r(X) M_u$.

² This is the value adopted internationally for realizing representations of the volt using the Josephson effect.

³ This is the value adopted internationally for realizing representations of the ohm using the quantum Hall effect.

TABLE V: Values of some x-ray-related quantities based on the 2010 CODATA adjustment of the values of the constants.

Quantity	Symbol	Numerical value	Unit	Relative std. uncert. u_r
Cu x unit: $\lambda(\text{CuK}\alpha_1)/1\,537.400$	$xu(\text{CuK}\alpha_1)$	$1.002\,076\,97(28) \times 10^{-13}$	m	2.8×10^{-7}
Mo x unit: $\lambda(\text{MoK}\alpha_1)/707.831$	$xu(\text{MoK}\alpha_1)$	$1.002\,099\,52(53) \times 10^{-13}$	m	5.3×10^{-7}
ångström star: $\lambda(\text{WK}\alpha_1)/0.209\,010\,0$	\AA^*	$1.000\,014\,95(90) \times 10^{-10}$	m	9.0×10^{-7}
lattice parameter ¹ of Si (in vacuum, 22.5 °C)	a	$543.102\,0504(89) \times 10^{-12}$	m	1.6×10^{-8}
{220} lattice spacing of Si $a/\sqrt{8}$ (in vacuum, 22.5 °C)	d_{220}	$192.015\,5714(32) \times 10^{-12}$	m	1.6×10^{-8}
molar volume of Si $M(\text{Si})/\rho(\text{Si}) = N_A a^3/8$ (in vacuum, 22.5 °C)	$V_m(\text{Si})$	$12.058\,833\,01(80) \times 10^{-6}$	m ³ mol ⁻¹	6.6×10^{-8}

¹ This is the lattice parameter (unit cell edge length) of an ideal single crystal of naturally occurring Si free of impurities and imperfections, and is deduced from measurements on extremely pure and nearly perfect single crystals of Si by correcting for the effects of impurities.

TABLE VI: The values in SI units of some non-SI units based on the 2010 CODATA adjustment of the values of the constants.

Quantity	Symbol	Numerical value	Unit	Relative std. uncert. u_r
Non-SI units accepted for use with the SI				
electron volt: $(e/C) \text{ J}$	eV	$1.602\,176\,565(35) \times 10^{-19}$	J	2.2×10^{-8}
(unified) atomic mass unit: $\frac{1}{12}m(^{12}\text{C})$	u	$1.660\,538\,921(73) \times 10^{-27}$	kg	4.4×10^{-8}
Natural units (n.u.)				
n.u. of velocity	c, c_0	299 792 458	m s ⁻¹	exact
n.u. of action: $\hbar/2\pi$	\hbar	$1.054\,571\,726(47) \times 10^{-34}$	J s	4.4×10^{-8}
		$6.582\,119\,28(15) \times 10^{-16}$	eV s	2.2×10^{-8}
	$\hbar c$	197.326 9718(44)	MeV fm	2.2×10^{-8}
n.u. of mass	m_e	$9.109\,382\,91(40) \times 10^{-31}$	kg	4.4×10^{-8}
n.u. of energy	$m_e c^2$	$8.187\,105\,06(36) \times 10^{-14}$	J	4.4×10^{-8}
		0.510 998 928(11)	MeV	2.2×10^{-8}
n.u. of momentum	$m_e c$	$2.730\,924\,29(12) \times 10^{-22}$	kg m s ⁻¹	4.4×10^{-8}
		0.510 998 928(11)	MeV/c	2.2×10^{-8}
n.u. of length: $\hbar/m_e c$	λ_C	$386.159\,268\,00(25) \times 10^{-15}$	m	6.5×10^{-10}
n.u. of time	$\hbar/m_e c^2$	$1.288\,088\,668\,33(83) \times 10^{-21}$	s	6.5×10^{-10}

TABLE VI: (Continued.)

Quantity	Symbol	Numerical value	Unit	Relative std. uncert. u_r
		Atomic units (a.u.)		
a.u. of charge	e	$1.602\,176\,565(35) \times 10^{-19}$	C	2.2×10^{-8}
a.u. of mass	m_e	$9.109\,382\,91(40) \times 10^{-31}$	kg	4.4×10^{-8}
a.u. of action: $\hbar/2\pi$	\hbar	$1.054\,571\,726(47) \times 10^{-34}$	J s	4.4×10^{-8}
a.u. of length: Bohr radius (bohr)				
$\alpha/4\pi R_\infty$	a_0	$0.529\,177\,210\,92(17) \times 10^{-10}$	m	3.2×10^{-10}
a.u. of energy: Hartree energy (hartree)				
$e^2/4\pi\epsilon_0 a_0 = 2R_\infty \hbar c = \alpha^2 m_e c^2$	E_h	$4.359\,744\,34(19) \times 10^{-18}$	J	4.4×10^{-8}
a.u. of time	\hbar/E_h	$2.418\,884\,326\,502(12) \times 10^{-17}$	s	5.0×10^{-12}
a.u. of force	E_h/a_0	$8.238\,722\,78(36) \times 10^{-8}$	N	4.4×10^{-8}
a.u. of velocity: αc	$a_0 E_h/\hbar$	$2.187\,691\,263\,79(71) \times 10^6$	m s ⁻¹	3.2×10^{-10}
a.u. of momentum	\hbar/a_0	$1.992\,851\,740(88) \times 10^{-24}$	kg m s ⁻¹	4.4×10^{-8}
a.u. of current	$e E_h/\hbar$	$6.623\,617\,95(15) \times 10^{-3}$	A	2.2×10^{-8}
a.u. of charge density	e/a_0^3	$1.081\,202\,338(24) \times 10^{12}$	C m ⁻³	2.2×10^{-8}
a.u. of electric potential	E_h/e	$27.211\,385\,05(60)$	V	2.2×10^{-8}
a.u. of electric field	E_h/ea_0	$5.142\,206\,52(11) \times 10^{11}$	V m ⁻¹	2.2×10^{-8}
a.u. of electric field gradient	E_h/ea_0^2	$9.717\,362\,00(21) \times 10^{21}$	V m ⁻²	2.2×10^{-8}
a.u. of electric dipole moment	ea_0	$8.478\,353\,26(19) \times 10^{-30}$	C m	2.2×10^{-8}
a.u. of electric quadrupole moment	ea_0^2	$4.486\,551\,331(99) \times 10^{-40}$	C m ²	2.2×10^{-8}
a.u. of electric polarizability	$e^2 a_0^2/E_h$	$1.648\,777\,2754(16) \times 10^{-41}$	C ² m ² J ⁻¹	9.7×10^{-10}
a.u. of 1 st hyperpolarizability	$e^3 a_0^3/E_h^2$	$3.206\,361\,449(71) \times 10^{-53}$	C ³ m ³ J ⁻²	2.2×10^{-8}
a.u. of 2 nd hyperpolarizability	$e^4 a_0^4/E_h^3$	$6.235\,380\,54(28) \times 10^{-65}$	C ⁴ m ⁴ J ⁻³	4.4×10^{-8}
a.u. of magnetic flux density	\hbar/ea_0^2	$2.350\,517\,464(52) \times 10^5$	T	2.2×10^{-8}
a.u. of magnetic dipole moment: $2\mu_B$	$\hbar e/m_e$	$1.854\,801\,936(41) \times 10^{-23}$	J T ⁻¹	2.2×10^{-8}
a.u. of magnetizability	$e^2 a_0^2/m_e$	$7.891\,036\,607(13) \times 10^{-29}$	J T ⁻²	1.6×10^{-9}
a.u. of permittivity: $10^7/c^2$	$e^2/a_0 E_h$	$1.112\,650\,056 \dots \times 10^{-10}$	F m ⁻¹	exact

TABLE VII: The values of some energy equivalents derived from the relations $E = mc^2 = \hbar c/\lambda = \hbar \nu = kT$, and based on the 2010 CODATA adjustment of the values of the constants; $1 \text{ eV} = (e/C) \text{ J}$, $1 \text{ u} = m_{\text{u}} = \frac{1}{12} m(^{12}\text{C}) = 10^{-3} \text{ kg mol}^{-1}/N_{\text{A}}$, and $E_h = 2R_\infty \hbar c = \alpha^2 m_e c^2$ is the Hartree energy (hartree).

	Relevant unit			
	J	kg	m ⁻¹	Hz
1 J	(1 J) = 1 J	(1 J)/c ² = $1.112\,650\,056 \dots \times 10^{-17} \text{ kg}$	(1 J)/ $\hbar c$ = $5.034\,117\,01(22) \times 10^{24} \text{ m}^{-1}$	(1 J)/ \hbar = $1.509\,190\,311(67) \times 10^{33} \text{ Hz}$
1 kg	(1 kg)c ² = $8.987\,551\,787 \dots \times 10^{16} \text{ J}$	(1 kg) = 1 kg	(1 kg)c/ \hbar = $4.524\,438\,73(20) \times 10^{41} \text{ m}^{-1}$	(1 kg)c ² / \hbar = $1.356\,392\,608(60) \times 10^{50} \text{ Hz}$
1 m ⁻¹	(1 m ⁻¹) $\hbar c$ = $1.986\,445\,684(88) \times 10^{-25} \text{ J}$	(1 m ⁻¹) \hbar/c = $2.210\,218\,902(98) \times 10^{-42} \text{ kg}$	(1 m ⁻¹) = 1 m ⁻¹	(1 m ⁻¹)c = 299 792 458 Hz
1 Hz	(1 Hz) \hbar = $6.626\,069\,57(29) \times 10^{-34} \text{ J}$	(1 Hz) \hbar/c^2 = $7.372\,496\,68(33) \times 10^{-51} \text{ kg}$	(1 Hz)/c = $3.335\,640\,951 \dots \times 10^{-9} \text{ m}^{-1}$	(1 Hz) = 1 Hz
1 K	(1 K) k = $1.380\,6488(13) \times 10^{-23} \text{ J}$	(1 K) k/c^2 = $1.536\,1790(14) \times 10^{-40} \text{ kg}$	(1 K) $k/\hbar c$ = $69.503\,476(63) \text{ m}^{-1}$	(1 K) k/\hbar = $2.083\,6618(19) \times 10^{10} \text{ Hz}$
1 eV	(1 eV) = $1.602\,176\,565(35) \times 10^{-19} \text{ J}$	(1 eV)/c ² = $1.782\,661\,845(39) \times 10^{-36} \text{ kg}$	(1 eV)/ $\hbar c$ = $8.065\,544\,29(18) \times 10^5 \text{ m}^{-1}$	(1 eV)/ \hbar = $2.417\,989\,348(53) \times 10^{14} \text{ Hz}$
1 u	(1 u)c ² = $1.492\,417\,954(66) \times 10^{-10} \text{ J}$	(1 u) = $1.660\,538\,921(73) \times 10^{-27} \text{ kg}$	(1 u)c/ \hbar = $7.513\,006\,6042(53) \times 10^{14} \text{ m}^{-1}$	(1 u)c ² / \hbar = $2.252\,342\,7168(16) \times 10^{23} \text{ Hz}$
1 E _h	(1 E _h) = $4.359\,744\,34(19) \times 10^{-18} \text{ J}$	(1 E _h)/c ² = $4.850\,869\,79(21) \times 10^{-35} \text{ kg}$	(1 E _h)/ $\hbar c$ = $2.194\,746\,313\,708(11) \times 10^7 \text{ m}^{-1}$	(1 E _h)/ \hbar = $6.579\,683\,920\,729(33) \times 10^{15} \text{ Hz}$

TABLE VIII: The values of some energy equivalents derived from the relations $E = mc^2 = hc/\lambda = h\nu = kT$, and based on the 2010 CODATA adjustment of the values of the constants; $1 \text{ eV} = (e/C) \text{ J}$, $1 \text{ u} = m_{\text{u}} = \frac{1}{12}m(^{12}\text{C}) = 10^{-3} \text{ kg mol}^{-1}/N_{\text{A}}$, and $E_{\text{h}} = 2R_{\infty}hc = \alpha^2 m_{\text{e}}c^2$ is the Hartree energy (hartree).

Relevant unit				
	K	eV	u	E_{h}
1 J	$(1 \text{ J})/k =$ $7.242\,9716(66) \times 10^{22} \text{ K}$	$(1 \text{ J}) =$ $6.241\,509\,34(14) \times 10^{18} \text{ eV}$	$(1 \text{ J})/c^2 =$ $6.700\,535\,85(30) \times 10^9 \text{ u}$	$(1 \text{ J}) =$ $2.293\,712\,48(10) \times 10^{17} E_{\text{h}}$
1 kg	$(1 \text{ kg})c^2/k =$ $6.509\,6582(59) \times 10^{39} \text{ K}$	$(1 \text{ kg})c^2 =$ $5.609\,588\,85(12) \times 10^{35} \text{ eV}$	$(1 \text{ kg}) =$ $6.022\,141\,29(27) \times 10^{26} \text{ u}$	$(1 \text{ kg})c^2 =$ $2.061\,485\,968(91) \times 10^{34} E_{\text{h}}$
1 m ⁻¹	$(1 \text{ m}^{-1})hc/k =$ $1.438\,7770(13) \times 10^{-2} \text{ K}$	$(1 \text{ m}^{-1})hc =$ $1.239\,841\,930(27) \times 10^{-6} \text{ eV}$	$(1 \text{ m}^{-1})h/c =$ $1.331\,025\,051\,20(94) \times 10^{-15} \text{ u}$	$(1 \text{ m}^{-1})hc =$ $4.556\,335\,252\,755(23) \times 10^{-8} E_{\text{h}}$
1 Hz	$(1 \text{ Hz})h/k =$ $4.799\,2434(44) \times 10^{-11} \text{ K}$	$(1 \text{ Hz})h =$ $4.135\,667\,516(91) \times 10^{-15} \text{ eV}$	$(1 \text{ Hz})h/c^2 =$ $4.439\,821\,6689(31) \times 10^{-24} \text{ u}$	$(1 \text{ Hz})h =$ $1.519\,829\,846\,0045(76) \times 10^{-16} E_{\text{h}}$
1 K	$(1 \text{ K}) =$ 1 K	$(1 \text{ K})k =$ $8.617\,3324(78) \times 10^{-5} \text{ eV}$	$(1 \text{ K})k/c^2 =$ $9.251\,0868(84) \times 10^{-14} \text{ u}$	$(1 \text{ K})k =$ $3.166\,8114(29) \times 10^{-6} E_{\text{h}}$
1 eV	$(1 \text{ eV})/k =$ $1.160\,4519(11) \times 10^4 \text{ K}$	$(1 \text{ eV}) =$ 1 eV	$(1 \text{ eV})/c^2 =$ $1.073\,544\,150(24) \times 10^{-9} \text{ u}$	$(1 \text{ eV}) =$ $3.674\,932\,379(81) \times 10^{-2} E_{\text{h}}$
1 u	$(1 \text{ u})c^2/k =$ $1.080\,954\,08(98) \times 10^{13} \text{ K}$	$(1 \text{ u})c^2 =$ $931.494\,061(21) \times 10^6 \text{ eV}$	$(1 \text{ u}) =$ 1 u	$(1 \text{ u})c^2 =$ $3.423\,177\,6845(24) \times 10^7 E_{\text{h}}$
1 E_{h}	$(1 E_{\text{h}})/k =$ $3.157\,7504(29) \times 10^5 \text{ K}$	$(1 E_{\text{h}}) =$ 27.211 385 05(60) eV	$(1 E_{\text{h}})/c^2 =$ $2.921\,262\,3246(21) \times 10^{-8} \text{ u}$	$(1 E_{\text{h}}) =$ 1 E_{h}

STANDARD ATOMIC WEIGHTS (2013)

This table of atomic weights includes the changes made in 2011 and 2013 by the International Union of Pure and Applied Chemistry (IUPAC) Commission on Isotopic Abundances and Atomic Weights (Ref. 1 and 5). Those changes affected the following 24 elements: aluminum, arsenic, beryllium, bromine, cadmium, cesium, cobalt, fluorine, germanium, gold, holmium, indium, magnesium, manganese, mercury, molybdenum, niobium, phosphorus, praseodymium, scandium, selenium, thorium, thulium, and yttrium.

IUPAC made a significant policy change in 2009 (Ref. 2 - 4). Each atomic weight had previously been given as a single value with an uncertainty that took into account both the measurement uncertainty and the variation in isotopic abundance in samples of the element from different terrestrial sources. For a variety of reasons (Ref. 3) this fails to give complete information on the natural variability in isotopic abundance of several elements. Therefore, the 2009 recommendations expressed the atomic weights of 10 elements as intervals rather than single numbers plus uncertainties. The symbol for these intervals is $[a, b]$, where a is the lower bound of values found in normal materials, and b the upper bound. In the new recommendations 2 additional elements, bromine and magnesium, have been added to the list for which an interval is given. For the other elements in the table, a single recommended

atomic weight value is given; the number in parentheses following the value gives the uncertainty in the last digit.

Table 1 gives the 2013 atomic weights of the elements listed in alphabetical order by name. Table 2 gives reference atomic weights for the 12 elements whose entries in Table 1 are intervals rather than single numbers. These conventional values are suggested for use on samples of unspecified origin and for calculation of molecular weights in tables intended to be broadly applicable. They have been selected such that most or all natural terrestrial atomic-weight variation is covered in an interval of plus or minus one in the last digit. It should be emphasized that the conventional values are not simply midpoints of the intervals, but rather represent the best judgment of the data evaluators.

References

1. Wieser, M. E. et al., *Pure Appl. Chem.* 85, 1047, 2013.
2. Wieser, M. E., and Coplen, T. D., *Pure Appl. Chem.* 83, 359, 2011.
3. Coplen, T. B., and Holden, N. E., *Chemistry International*, Vol. 33, No. 2, p. 10, 2011.
4. Berglund, M., and Wieser, M. E., *Pure Appl. Chem.* 83, 397, 2011.
5. *Chemistry International*, Vol. 35, No. 6, p. 17, 2013 <www.ciaaw.org>.

TABLE 1. STANDARD ATOMIC WEIGHTS 2011

Element	Symbol	Atomic Number	Atomic Weight	Footnotes	Element	Symbol	Atomic Number	Atomic Weight	Footnotes
Actinium	Ac	89		u	Europium	Eu	63	151.964(1)	g
Aluminum	Al	13	26.9815385(7)		Fermium	Fm	100		u
Americium	Am	95		u	Flerovium	Fl	114		u
Antimony	Sb	51	121.760(1)	g	Fluorine	F	9	18.998403163(6)	
Argon	Ar	18	39.948(1)	g r	Francium	Fr	87		u
Arsenic	As	33	74.921595(6)		Gadolinium	Gd	64	157.25(3)	g
Astatine	At	85		u	Gallium	Ga	31	69.723(1)	
Barium	Ba	56	137.327(7)		Germanium	Ge	32	72.630(8)	
Berkelium	Bk	97		u	Gold	Au	79	196.966569(5)	
Beryllium	Be	4	9.0121831(5)		Hafnium	Hf	72	178.49(2)	
Bismuth	Bi	83	208.98040(1)	u	Hassium	Hs	108		u
Bohrium	Bh	107		u	Helium	He	2	4.002602(2)	g r
Boron	B	5	[10.806, 10.821]	m; see Table 2	Holmium	Ho	67	164.93033(2)	
					Hydrogen	H	1	[1.00784, 1.00811]	m; see Table 2
Bromine	Br	35	[79.901, 79.907]	see Table 2	Indium	In	49	114.818(1)	
Cadmium	Cd	48	112.414(4)	g	Iodine	I	53	126.90447(3)	
Calcium	Ca	20	40.078(4)	g	Iridium	Ir	77	192.217(3)	
Californium	Cf	98		u	Iron	Fe	26	55.845(2)	
Carbon	C	6	[12.0096, 12.0106]	see Table 2	Krypton	Kr	36	83.798(2)	g m
Cerium	Ce	58	140.116(1)	g	Lanthanum	La	57	138.90547(7)	g
Cesium	Cs	55	132.90545196(6)		Lawrencium	Lr	103		u
Chlorine	Cl	17	[35.446, 35.457]	m; see Table 2	Lead	Pb	82	207.2(1)	g r
Chromium	Cr	24	51.9961(6)		Lithium	Li	3	[6.938, 6.997]	m; see Table 2
Cobalt	Co	27	58.933194(4)		Livermorium	Lv	116		u
Copernecium	Cn	112		u	Lutetium	Lu	71	174.9668(1)	g
Copper	Cu	29	63.546(3)	r	Magnesium	Mg	12	[24.304, 24.307]	see Table 2
Curium	Cm	96		u	Manganese	Mn	25	54.938044(3)	
Darmstadtium	Ds	110		u	Meitnerium	Mt	109		u
Dubnium	Db	105		u	Mendelevium	Md	101		u
Dysprosium	Dy	66	162.500(1)	g	Mercury	Hg	80	200.592(3)	
Einsteinium	Es	99		u	Molybdenum	Mo	42	95.95(1)	g
Erbium	Er	68	167.259(3)	g					

Element	Symbol	Atomic Number	Atomic Weight	Footnotes	Element	Symbol	Atomic Number	Atomic Weight	Footnotes
Neodymium	Nd	60	144.242(3)	g	Seaborgium	Sg	106		u
Neon	Ne	10	20.1797(6)	g m	Selenium	Se	34	78.971(8)	r
Neptunium	Np	93		u	Silicon	Si	14	[28.084, 28.086]	see Table 2
Nickel	Ni	28	58.6934(4)	r	Silver	Ag	47	107.8682(2)	g
Niobium	Nb	41	92.90637(2)		Sodium	Na	11	22.98976928(2)	
Nitrogen	N	7	[14.00643, 14.00728]	see Table 2	Strontium	Sr	38	87.62(1)	g r
Nobelium	No	102		u	Sulfur	S	16	[32.059, 32.076]	see Table 2
Osmium	Os	76	190.23(3)	g	Tantalum	Ta	73	180.94788(2)	
Oxygen	O	8	[15.99903, 15.99977]	see Table 2	Technetium	Tc	43		u
Palladium	Pd	46	106.42(1)	g	Tellurium	Te	52	127.60(3)	g
Phosphorus	P	15	30.973761998(5)		Terbium	Tb	65	158.92535(2)	
Platinum	Pt	78	195.084(9)		Thallium	Tl	81	[204.382, 204.385]	see Table 2
Plutonium	Pu	94		u	Thorium	Th	90	232.0377(4)	g u
Polonium	Po	84		u	Thulium	Tm	69	168.93422(2)	
Potassium	K	19	39.0983(1)		Tin	Sn	50	118.710(7)	g
Praseodymium	Pr	59	140.90766(2)		Titanium	Ti	22	47.867(1)	
Promethium	Pm	61		u	Tungsten	W	74	183.84(1)	
Protactinium	Pa	91	231.03588(2)	u	Ununoctium	Uuo	118		u
Radium	Ra	88		u	Ununpentium	Uup	115		u
Radon	Rn	86		u	Ununseptium	Uus	117		u
Rhenium	Re	75	186.207(1)		Ununtrium	Uut	113		u
Rhodium	Rh	45	102.90550(2)		Uranium	U	92	238.02891(3)	g m u
Roentgenium	Rg	111		u	Vanadium	V	23	50.9415(1)	
Rubidium	Rb	37	85.4678(3)	g	Xenon	Xe	54	131.293(6)	g m
Ruthenium	Ru	44	101.07(2)	g	Ytterbium	Yb	70	173.054(5)	g
Rutherfordium	Rf	104		u	Yttrium	Y	39	88.90584(2)	
Samarium	Sm	62	150.36(2)	g	Zinc	Zn	30	65.38(2)	r
Scandium	Sc	21	44.955908(5)		Zirconium	Zr	40	91.224(2)	g

^g Geological specimens are known in which the element has an isotopic composition outside the limits for the normal material. The difference between the atomic weight of the element in such specimens and that given in the table may exceed the stated uncertainty.

^m Modified isotopic compositions may be found in commercially available material because the material has been subjected to an undisclosed or inadvertent isotopic fractionation. Substantial deviations in atomic weight of the element from that given in the table can occur.

^r Range in isotopic composition of normal terrestrial material prevents a more precise atomic weight being given; the tabulated value and uncertainty should be applicable to any normal material.

^u Element has no stable isotopes. See “Table of the Isotopes” in Sec.11 for individual isotopic masses. However, four such elements (Bi, Th, Pa, and U) do have a characteristic terrestrial isotopic composition, and for these elements standard atomic weights are tabulated.

TABLE 2. CONVENTIONAL ATOMIC WEIGHTS (2011)

Element	Symbol	Atomic Number	Reference Atomic Weight ^a
Boron	B	5	10.81
Bromine	Br	35	79.904
Carbon	C	6	12.011
Chlorine	Cl	17	35.45
Hydrogen	H	1	1.008
Lithium	Li	3	6.94
Magnesium	Mg	12	24.305
Nitrogen	N	7	14.007
Oxygen	O	8	15.999
Silicon	Si	14	28.085
Sulfur	S	16	32.06
Thallium	Tl	81	204.38

^a For users needing an atomic-weight value for an unspecified sample, such as for trade or commerce. See text.

ATOMIC MASSES AND ABUNDANCES

This table lists the mass (in atomic mass units, symbol u) and the natural abundance (in percent) of the stable nuclides and a few important radioactive nuclides. The atomic masses were taken from the AME 2012 evaluation of the Atomic Mass Data Center, now located at the Institute of Modern Physics in Lanzhou, China (Ref. 1 and 2). The number in parentheses following the mass value is the uncertainty in the last digit(s) given. The mass values for elements with $Z = 102$ and higher were derived from a combination of experimental data and systematic trends.

Natural abundance values were taken from the IUPAC Technical Report "Atomic Weight of the Elements: Review 2000" (Ref. 3); these entries are also followed by uncertainties in the last digit(s) of the stated values. This uncertainty includes both the estimated measurement uncertainty and the reported range of variation in different terrestrial sources of the element (see Ref. 3 for full details and caveats regarding elements whose abundance is variable). The absence of an entry in the Abundance column indicates

a radioactive nuclide not present in nature or an element whose isotopic composition varies so widely that a meaningful natural abundance cannot be defined.

Reference 1 contains mass data on over 3000 nuclides and describes the evaluation procedure in detail. Masses and other properties of nuclides may also be found in Section 11, "Table of the Isotopes" (Ref. 4).

References

1. Wang, M., Audi, G., Wapstra, A. H., Kondev, F. G., MacCormick, M., Xu, X., and Pfeiffer, B., *Chin. Phys. C* 36, 1603-2014, 2012.
2. <<http://amdc.impcas.ac.cn>>.
3. de Laeter, J. R., Böhlke, J. K., De Bièvre, P., Hidaka, H., Peiser, H. S., Rosman, K. J. R., and Taylor, P. D. P., *Pure Appl. Chem.* 75, 683, 2003.
4. Holden, N. E., "Table of the Isotopes", in Haynes, W. M., Ed., *CRC Handbook of Chemistry and Physics, 95th Ed.*, CRC Press, Boca Raton, FL, 2014.

Z	Isotope	Mass in u	Abundance in %
1	¹ H	1.00782503223(9)	99.9885(70)
	² H	2.01410177812(12)	0.0115(70)
	³ H	3.0160492779(24)	
2	³ He	3.0160293201(25)	0.000134(3)
	⁴ He	4.00260325413(6)	99.999866(3)
3	⁶ Li	6.0151228874(15)	7.59(4)
	⁷ Li	7.016003437(5)	92.41(4)
4	⁹ Be	9.01218307(8)	100
5	¹⁰ B	10.0129369(4)	19.9(7)
	¹¹ B	11.0093054(4)	80.1(7)
6	¹¹ C	11.0114336(10)	
	¹² C	12.0000000(0)	98.93(8)
	¹³ C	13.00335483507(23)	1.07(8)
	¹⁴ C	14.003241988(4)	
7	¹⁴ N	14.00307400443(20)	99.636(7)
	¹⁵ N	15.0001088989(6)	0.364(7)
8	¹⁶ O	15.99491461957(17)	99.757(16)
	¹⁷ O	16.9991317565(7)	0.038(1)
	¹⁸ O	17.9991596129(8)	0.205(14)
9	¹⁸ F	18.0009373(5)	
	¹⁹ F	18.9984031627(9)	100
10	²⁰ Ne	19.9924401762(17)	90.48(3)
	²¹ Ne	20.99384669(4)	0.27(1)
	²² Ne	21.991385114(18)	9.25(3)
11	²² Na	21.99443741(18)	
	²³ Na	22.9897692820(19)	100
	²⁴ Na	23.99096295(4)	
12	²⁴ Mg	23.985041697(14)	78.99(4)
	²⁵ Mg	24.98583698(5)	10.00(1)
	²⁶ Mg	25.98259297(3)	11.01(3)
13	²⁷ Al	26.98153853(11)	100
14	²⁸ Si	27.9769265346(4)	92.223(19)
	²⁹ Si	28.9764946649(5)	4.685(8)
	³⁰ Si	29.973770136(23)	3.092(11)
15	³¹ P	30.9737619984(7)	100
	³² P	31.97390764(4)	
16	³² S	31.9720711744(14)	94.99(26)
	³³ S	32.9714589098(15)	0.75(2)
	³⁴ S	33.96786700(5)	4.25(24)

Z	Isotope	Mass in u	Abundance in %
	³⁵ S	34.96903231(4)	
	³⁶ S	35.96708071(20)	0.01(1)
17	³⁵ Cl	34.96885268(4)	75.76(10)
	³⁷ Cl	36.96590260(6)	24.24(10)
18	³⁶ Ar	35.967545105(28)	0.3365(30)
	³⁸ Ar	37.96273211(21)	0.0632(5)
	⁴⁰ Ar	39.9623831237(24)	99.6003(30)
19	³⁹ K	38.963706486(5)	93.2581(44)
	⁴⁰ K	39.96399817(6)	0.0117(1)
	⁴¹ K	40.961825258(4)	6.7302(44)
	⁴² K	41.96240231(11)	
	⁴³ K	42.9607347(4)	
20	⁴⁰ Ca	39.962590863(22)	96.941(156)
	⁴² Ca	41.95861783(16)	0.647(23)
	⁴³ Ca	42.95876644(24)	0.135(10)
	⁴⁴ Ca	43.9554816(3)	2.086(110)
	⁴⁵ Ca	44.9561864(4)	
	⁴⁶ Ca	45.9536890(24)	0.004(3)
	⁴⁷ Ca	46.9545424(24)	
	⁴⁸ Ca	47.95252277(13)	0.187(21)
21	⁴⁵ Sc	44.9559083(8)	100
22	⁴⁶ Ti	45.9526277(4)	8.25(3)
	⁴⁷ Ti	46.9517588(4)	7.44(2)
	⁴⁸ Ti	47.9479420(4)	73.72(3)
	⁴⁹ Ti	48.9478657(4)	5.41(2)
	⁵⁰ Ti	49.9447869(4)	5.18(2)
23	⁵⁰ V	49.9471560(9)	0.250(4)
	⁵¹ V	50.9439570(9)	99.750(4)
24	⁵⁰ Cr	49.9460418(9)	4.345(13)
	⁵¹ Cr	50.9447650(9)	
	⁵² Cr	51.9405062(6)	83.789(18)
	⁵³ Cr	52.9406481(6)	9.501(17)
	⁵⁴ Cr	53.9388792(6)	2.365(7)
25	⁵⁴ Mn	53.9403576(12)	
	⁵⁵ Mn	54.9380439(5)	100
26	⁵² Fe	51.948113(7)	
	⁵⁴ Fe	53.9396090(5)	5.845(35)
	⁵⁵ Fe	54.9382920(5)	
	⁵⁶ Fe	55.9349363(5)	91.754(36)

Units

Z	Isotope	Mass in u	Abundance in %
27	⁵⁷ Fe	56.9353928(5)	2.119(10)
	⁵⁸ Fe	57.9332744(5)	0.282(4)
	⁵⁹ Fe	58.9348743(5)	
	⁵⁷ Co	56.9362906(7)	
	⁵⁸ Co	57.9357521(13)	
28	⁵⁹ Co	58.9331943(6)	100
	⁶⁰ Co	59.9338163(6)	
	⁵⁸ Ni	57.9353424(5)	68.0769(89)
	⁵⁹ Ni	58.9343462(5)	
	⁶⁰ Ni	59.9307859(5)	26.2231(77)
29	⁶¹ Ni	60.9310556(5)	1.1399(6)
	⁶² Ni	61.9283454(6)	3.6345(17)
	⁶³ Ni	62.9296696(6)	
	⁶⁴ Ni	63.9279668(6)	0.9256(9)
	⁶³ Cu	62.9295977(6)	69.15(3)
30	⁶⁴ Cu	63.9297643(6)	
	⁶⁵ Cu	64.9277897(7)	30.85(3)
	⁶⁴ Zn	63.9291420(7)	48.268(321)
	⁶⁵ Zn	64.9292408(7)	
	⁶⁶ Zn	65.9260338(9)	27.975(77)
31	⁶⁷ Zn	66.9271277(10)	4.102(21)
	⁶⁸ Zn	67.9248446(10)	19.024(123)
	⁷⁰ Zn	69.9253192(21)	0.631(9)
	⁶⁷ Ga	66.9282025(13)	
	⁶⁸ Ga	67.9279805(16)	
32	⁶⁹ Ga	68.9255735(13)	60.108(9)
	⁷¹ Ga	70.9247026(9)	39.892(9)
	⁶⁸ Ge	67.9280953(20)	
	⁷⁰ Ge	69.9242488(9)	20.38(18)
	⁷² Ge	71.92207583(8)	27.31(26)
33	⁷³ Ge	72.92345896(6)	7.76(8)
	⁷⁴ Ge	73.921177761(13)	36.72(15)
	⁷⁶ Ge	75.921402726(19)	7.83(7)
	⁷⁵ As	74.9215946(9)	100
	⁷⁴ Se	73.922475934(15)	0.89(4)
34	⁷⁵ Se	74.92252287(8)	
	⁷⁶ Se	75.919213704(17)	9.37(29)
	⁷⁷ Se	76.91991415(7)	7.63(16)
	⁷⁸ Se	77.91730928(20)	23.77(28)
	⁷⁹ Se	78.91849929(24)	
35	⁸⁰ Se	79.9165218(13)	49.61(41)
	⁸² Se	81.9166995(15)	8.73(22)
	⁷⁹ Br	78.9183376(14)	50.69(7)
	⁸¹ Br	80.9162897(14)	49.31(7)
	⁷⁸ Kr	77.9203649(8)	0.355(3)
36	⁸⁰ Kr	79.9163781(7)	2.286(10)
	⁸² Kr	81.9134827(9)	11.593(31)
	⁸³ Kr	82.9141272(3)	11.500(19)
	⁸⁴ Kr	83.911497728(4)	56.987(15)
	⁸⁶ Kr	85.910610627(4)	17.279(41)
37	⁸⁵ Rb	84.911789738(5)	72.17(2)
	⁸⁶ Rb	85.91116743(21)	
	⁸⁷ Rb	86.909180531(6)	27.83(2)
	⁸⁴ Sr	83.9134191(13)	0.56(1)
	⁸⁵ Sr	84.912932(3)	
38	⁸⁶ Sr	85.9092606(12)	9.86(1)
	⁸⁷ Sr	86.9088775(12)	7.00(1)
	⁸⁸ Sr	87.9056125(12)	82.58(1)
	⁸⁹ Sr	88.9074511(12)	
	⁹⁰ Sr	89.9077300(28)	
39	⁸⁹ Y	88.9058403(24)	100

Z	Isotope	Mass in u	Abundance in %
40	⁹⁰ Zr	89.9046977(20)	51.45(40)
41	⁹¹ Zr	90.9056396(20)	11.22(5)
	⁹² Zr	91.9050347(20)	17.15(8)
	⁹⁴ Zr	93.9063108(20)	17.38(28)
	⁹⁶ Zr	95.9082714(21)	2.80(9)
42	⁹³ Nb	92.9063730(20)	100
43	⁹² Mo	91.9068080(8)	14.77(31)
	⁹⁴ Mo	93.9050849(5)	9.23(10)
	⁹⁵ Mo	94.9058388(5)	15.90(9)
	⁹⁶ Mo	95.9046761(5)	16.68(1)
	⁹⁷ Mo	96.9060181(5)	9.56(5)
44	⁹⁸ Mo	97.9054048(5)	24.19(26)
	⁹⁹ Mo	98.9077085(5)	
	¹⁰⁰ Mo	99.9074718(11)	9.67(20)
	⁹⁷ Tc	96.906367(4)	
	⁹⁸ Tc	97.907212(4)	
45	⁹⁹ Tc	98.9062508(10)	
	⁹⁶ Ru	95.9075903(5)	5.54(14)
	⁹⁸ Ru	97.905287(7)	1.87(3)
	⁹⁹ Ru	98.9059341(11)	12.76(14)
	¹⁰⁰ Ru	99.9042143(11)	12.60(7)
46	¹⁰¹ Ru	100.9055769(12)	17.06(2)
	¹⁰² Ru	101.9043441(12)	31.55(14)
	¹⁰⁴ Ru	103.9054275(28)	18.62(27)
	¹⁰⁶ Ru	105.907329(6)	
	¹⁰³ Rh	102.9054980(26)	100
47	¹⁰² Pd	101.9056022(28)	1.02(1)
	¹⁰⁴ Pd	103.9040305(14)	11.14(8)
	¹⁰⁵ Pd	104.9050796(12)	22.33(8)
	¹⁰⁶ Pd	105.9034804(12)	27.33(3)
	¹⁰⁸ Pd	107.9038916(12)	26.46(9)
48	¹¹⁰ Pd	109.9051722(7)	11.72(9)
	¹⁰⁷ Ag	106.9050916(26)	51.839(8)
	¹⁰⁹ Ag	108.9047553(14)	48.161(8)
	¹⁰⁶ Cd	105.9064599(12)	1.25(6)
	¹⁰⁸ Cd	107.9041834(12)	0.89(3)
49	¹¹⁰ Cd	109.9030066(6)	12.49(18)
	¹¹¹ Cd	110.9041829(6)	12.80(12)
	¹¹² Cd	111.9027629(6)	24.13(21)
	¹¹³ Cd	112.9044081(4)	12.22(12)
	¹¹⁴ Cd	113.9033651(4)	28.73(42)
50	¹¹⁶ Cd	115.90476315(17)	7.49(18)
	¹¹¹ In	110.905108(4)	
	¹¹³ In	112.9040618(9)	4.29(5)
	¹¹⁵ In	114.903878776(12)	95.71(5)
	¹¹² Sn	111.9048239(6)	0.97(1)
51	¹¹³ Sn	112.9051757(18)	
	¹¹⁴ Sn	113.9027827(10)	0.66(1)
	¹¹⁵ Sn	114.903344699(16)	0.34(1)
	¹¹⁶ Sn	115.90174280(10)	14.54(9)
	¹¹⁷ Sn	116.9029540(5)	7.68(7)
52	¹¹⁸ Sn	117.9016066(5)	24.22(9)
	¹¹⁹ Sn	118.9033112(8)	8.59(4)
	¹²⁰ Sn	119.9022016(10)	32.58(9)
	¹²² Sn	121.9034438(26)	4.63(3)
	¹²⁴ Sn	123.9052766(11)	5.79(5)
53	¹²¹ Sb	120.903812(3)	57.21(5)
	¹²³ Sb	122.9042132(23)	42.79(5)
	¹²⁰ Te	119.904059(3)	0.09(1)
	¹²² Te	121.9030435(16)	2.55(12)
	¹²³ Te	122.9042698(16)	0.89(3)

Z	Isotope	Mass in u	Abundance in %	Z	Isotope	Mass in u	Abundance in %
	¹²⁴ Te	123.9028171(16)	4.74(14)		¹⁵⁴ Gd	153.9208741(17)	2.18(3)
	¹²⁵ Te	124.9044299(16)	7.07(15)		¹⁵⁵ Gd	154.9226305(17)	14.80(12)
	¹²⁶ Te	125.9033109(16)	18.84(25)		¹⁵⁶ Gd	155.9221312(17)	20.47(9)
	¹²⁸ Te	127.9044613(9)	31.74(8)		¹⁵⁷ Gd	156.9239686(17)	15.65(2)
	¹³⁰ Te	129.906222748(12)	34.08(62)		¹⁵⁸ Gd	157.9241123(17)	24.84(7)
53	¹²³ I	122.905589(4)			¹⁶⁰ Gd	159.9270624(18)	21.86(19)
	¹²⁵ I	124.9046294(16)		65	¹⁵⁹ Tb	158.9253547(19)	100
	¹²⁷ I	126.904472(4)	100	66	¹⁵⁶ Dy	155.9242847(17)	0.056(3)
	¹²⁹ I	128.904984(3)			¹⁵⁸ Dy	157.924416(3)	0.095(3)
	¹³¹ I	130.9061263(7)			¹⁶⁰ Dy	159.9252046(20)	2.329(18)
54	¹²⁴ Xe	123.9058920(19)	0.0952(3)		¹⁶¹ Dy	160.9269405(20)	18.889(42)
	¹²⁶ Xe	125.904298(4)	0.0890(2)		¹⁶² Dy	161.9268056(20)	25.475(36)
	¹²⁸ Xe	127.9035310(11)	1.9102(8)		¹⁶³ Dy	162.9287383(20)	24.896(42)
	¹²⁹ Xe	128.904780861(6)	26.4006(82)		¹⁶⁴ Dy	163.9291819(20)	28.260(54)
	¹³⁰ Xe	129.903509349(10)	4.0710(13)	67	¹⁶⁵ Ho	164.9303288(21)	100
	¹³¹ Xe	130.90508406(24)	21.2324(30)	68	¹⁶² Er	161.9287884(20)	0.139(5)
	¹³² Xe	131.904155086(6)	26.9086(33)		¹⁶⁴ Er	163.9292088(20)	1.601(3)
	¹³⁴ Xe	133.9053947(9)	10.4357(21)		¹⁶⁶ Er	165.9302995(22)	33.503(36)
	¹³⁶ Xe	135.907214484(11)	8.8573(44)		¹⁶⁷ Er	166.9320546(22)	22.869(9)
55	¹²⁹ Cs	128.906066(5)			¹⁶⁸ Er	167.9323767(22)	26.978(18)
	¹³³ Cs	132.905451961(8)	100		¹⁷⁰ Er	169.9354702(26)	14.910(36)
	¹³⁴ Cs	133.906718503(17)		69	¹⁶⁹ Tm	168.9342179(22)	100
	¹³⁶ Cs	135.9073114(20)		70	¹⁶⁸ Yb	167.9338896(22)	0.13(1)
	¹³⁷ Cs	136.9070892(4)			¹⁶⁹ Yb	168.9351825(22)	
56	¹³⁰ Ba	129.9063207(28)	0.106(1)		¹⁷⁰ Yb	169.9347664(22)	3.04(15)
	¹³² Ba	131.9050611(11)	0.101(1)		¹⁷¹ Yb	170.9363302(22)	14.28(57)
	¹³³ Ba	132.9060074(11)			¹⁷² Yb	171.9363859(22)	21.83(67)
	¹³⁴ Ba	133.90450818(30)	2.417(18)		¹⁷³ Yb	172.9382151(22)	16.13(27)
	¹³⁵ Ba	134.90568838(29)	6.592(12)		¹⁷⁴ Yb	173.9388664(22)	31.83(92)
	¹³⁶ Ba	135.90457573(29)	7.854(24)		¹⁷⁶ Yb	175.9425764(24)	12.76(41)
	¹³⁷ Ba	136.9058271(3)	11.232(24)	71	¹⁷⁵ Lu	174.9407752(20)	97.41(2)
	¹³⁸ Ba	137.9052470(3)	71.698(42)		¹⁷⁶ Lu	175.9426897(20)	2.59(2)
	¹⁴⁰ Ba	139.910606(9)		72	¹⁷⁴ Hf	173.9400461(28)	0.16(1)
57	¹³⁸ La	137.907115(4)	0.090(1)		¹⁷⁶ Hf	175.9414076(22)	5.26(7)
	¹³⁹ La	138.9063563(24)	99.910(1)		¹⁷⁷ Hf	176.9432277(20)	18.60(9)
58	¹³⁶ Ce	135.9071292(4)	0.185(2)		¹⁷⁸ Hf	177.9437058(20)	27.28(7)
	¹³⁸ Ce	137.905991(10)	0.251(2)		¹⁷⁹ Hf	178.9458232(20)	13.62(2)
	¹⁴⁰ Ce	139.9054431(23)	88.450(51)		¹⁸⁰ Hf	179.9465570(20)	35.08(16)
	¹⁴¹ Ce	140.9082807(23)		73	¹⁸⁰ Ta	179.9474648(24)	0.012(2)
	¹⁴² Ce	141.9092504(29)	11.114(51)		¹⁸¹ Ta	180.9479958(20)	99.988(2)
	¹⁴⁴ Ce	143.913653(3)		74	¹⁸⁰ W	179.9467108(20)	0.12(1)
59	¹⁴¹ Pr	140.9076576(23)	100		¹⁸² W	181.9482039(9)	26.50(16)
60	¹⁴² Nd	141.9077290(20)	27.2(5)		¹⁸³ W	182.9502227(9)	14.31(4)
	¹⁴³ Nd	142.9098200(20)	12.2(2)		¹⁸⁴ W	183.9509309(9)	30.64(2)
	¹⁴⁴ Nd	143.9100930(20)	23.8(3)		¹⁸⁶ W	185.9543628(17)	28.43(19)
	¹⁴⁵ Nd	144.9125793(20)	8.3(1)	75	¹⁸⁵ Re	184.9529545(13)	37.40(2)
	¹⁴⁶ Nd	145.9131226(20)	17.2(3)		¹⁸⁷ Re	186.9557501(16)	62.60(2)
	¹⁴⁸ Nd	147.9168993(26)	5.7(1)	76	¹⁸⁴ Os	183.9524885(14)	0.02(1)
	¹⁵⁰ Nd	149.9209022(18)	5.6(2)		¹⁸⁶ Os	185.9538350(16)	1.59(3)
61	¹⁴⁵ Pm	144.912756(3)			¹⁸⁷ Os	186.9557474(16)	1.96(2)
	¹⁴⁷ Pm	146.9151450(19)			¹⁸⁸ Os	187.9558352(16)	13.24(8)
62	¹⁴⁴ Sm	143.9120065(21)	3.07(7)		¹⁸⁹ Os	188.9581442(17)	16.15(5)
	¹⁴⁷ Sm	146.9149044(19)	14.99(18)		¹⁹⁰ Os	189.9584437(17)	26.26(2)
	¹⁴⁸ Sm	147.9148292(19)	11.24(10)		¹⁹² Os	191.9614770(29)	40.78(19)
	¹⁴⁹ Sm	148.9171921(18)	13.82(7)	77	¹⁹¹ Ir	190.9605893(21)	37.3(2)
	¹⁵⁰ Sm	149.9172829(18)	7.38(1)		¹⁹³ Ir	192.9629216(21)	62.7(2)
	¹⁵² Sm	151.9197397(18)	26.75(16)	78	¹⁹⁰ Pt	189.959930(6)	0.014(1)
	¹⁵⁴ Sm	153.9222169(20)	22.75(29)		¹⁹² Pt	191.961039(3)	0.782(7)
63	¹⁵¹ Eu	150.9198578(18)	47.81(6)		¹⁹⁴ Pt	193.9626809(10)	32.967(99)
	¹⁵³ Eu	152.9212380(18)	52.19(6)		¹⁹⁵ Pt	194.9647917(10)	33.832(10)
64	¹⁵² Gd	151.9197995(18)	0.20(1)		¹⁹⁶ Pt	195.9649521(10)	25.242(41)

Units

Z	Isotope	Mass in u	Abundance in %
79	¹⁹⁸ Pt	197.9678949(23)	7.163(55)
	¹⁹⁷ Au	196.9665688(7)	100
	¹⁹⁸ Au	197.9682424(7)	
80	¹⁹⁶ Hg	195.965833(3)	0.15(1)
	¹⁹⁷ Hg	196.967213(3)	
	¹⁹⁸ Hg	197.9667686(5)	9.97(20)
	¹⁹⁹ Hg	198.9682806(5)	16.87(22)
	²⁰⁰ Hg	199.9683266(5)	23.10(19)
	²⁰¹ Hg	200.9703028(7)	13.18(9)
	²⁰² Hg	201.9706434(7)	29.86(26)
	²⁰³ Hg	202.9728728(18)	
	²⁰⁴ Hg	203.9734940(5)	6.87(15)
	²⁰¹ Tl	200.970822(15)	
81	²⁰³ Tl	202.9723446(14)	29.52(1)
	²⁰⁵ Tl	204.9744278(14)	70.48(1)
	²⁰⁴ Pb	203.9730440(13)	1.4(1)
	²⁰⁶ Pb	205.9744657(13)	24.1(1)
	²⁰⁷ Pb	206.9758973(13)	22.1(1)
	²⁰⁸ Pb	207.9766525(13)	52.4(1)
	²¹⁰ Pb	209.9841889(16)	
	²⁰⁷ Bi	206.9784710(26)	
	²⁰⁹ Bi	208.9803991(16)	100
	²⁰⁹ Po	208.9824308(20)	
84	²¹⁰ Po	209.9828741(13)	
	²¹⁰ At	209.987148(8)	
85	²¹¹ At	210.9874966(30)	
	²¹¹ Rn	210.990601(7)	
86	²²⁰ Rn	220.0113941(23)	
	²²² Rn	222.0175782(25)	
	²²³ Fr	223.0197360(25)	
87	²²³ Fr	223.0185023(27)	
88	²²³ Ra	224.0202120(23)	
	²²⁴ Ra	226.0254103(25)	
	²²⁶ Ra	228.0310707(26)	
	²²⁷ Ac	227.0277523(25)	
89	²²⁸ Th	228.0287413(23)	
	²³⁰ Th	230.0331341(19)	
	²³² Th	232.0380558(21)	100
91	²³¹ Pa	231.0358842(24)	100
92	²³³ U	233.0396355(29)	
	²³⁴ U	234.0409523(19)	0.0054(5)
	²³⁵ U	235.0439301(19)	0.7204(6)

Z	Isotope	Mass in u	Abundance in %
93	²³⁶ U	236.0455682(19)	
	²³⁸ U	238.0507884(20)	99.2742(10)
	²³⁷ Np	237.0481736(19)	
94	²³⁹ Np	239.0529392(22)	
	²³⁸ Pu	238.0495601(19)	
	²³⁹ Pu	239.0521636(19)	
	²⁴⁰ Pu	240.0538138(19)	
	²⁴¹ Pu	241.0568517(19)	
	²⁴² Pu	242.0587428(20)	
	²⁴⁴ Pu	244.064205(6)	
	²⁴¹ Am	241.0568293(19)	
95	²⁴³ Am	243.0613813(24)	
	²⁴³ Cm	243.0613893(22)	
96	²⁴⁴ Cm	244.0627528(19)	
	²⁴⁵ Cm	245.0654915(22)	
	²⁴⁶ Cm	246.0672238(22)	
	²⁴⁷ Cm	247.070354(5)	
	²⁴⁸ Cm	248.072350(6)	
97	²⁴⁷ Bk	247.070307(6)	
	²⁴⁹ Bk	249.0749877(27)	
98	²⁴⁹ Cf	249.0748539(23)	
	²⁵⁰ Cf	250.0764062(22)	
	²⁵¹ Cf	251.079589(5)	
	²⁵² Cf	252.081627(6)	
	²⁵² Es	252.08298(5)	
99	²⁵² Es	252.08298(5)	
100	²⁵⁷ Fm	257.095106(7)	
101	²⁵⁶ Md	256.09389(13)	
	²⁵⁸ Md	258.098431(5)	
102	²⁵⁹ No	259.10103(11)	
103	²⁶² Lr	262.10961(22)	
104	²⁶¹ Rf	261.10877(5)	
105	²⁶² Db	262.11407(15)	
106	²⁶⁶ Sg	266.1220(3)	
107	²⁷² Bh	272.1383(6)	
108	²⁷⁷ Hs	277.1519(6)	
109	²⁷⁶ Mt	276.1516(6)	
110	²⁸¹ Ds	281.1645(6)	
111	²⁸⁰ Rg	280.1651(6)	
112	²⁸⁵ Cn	285.1771(6)	
114	²⁸⁷ Fl	287.1868(7)	
116	²⁹¹ Lv	291.2011(7)	

ELECTRON CONFIGURATION AND IONIZATION ENERGY OF NEUTRAL ATOMS IN THE GROUND STATE

William C. Martin

The ground state electron configuration, ground level, and ionization energy of the elements hydrogen through rutherfordium are listed in this table. The electron configurations of elements heavier than neon are shortened by using rare-gas element symbols in brackets to represent the corresponding electrons. See the references for details of the notation for Pa, U, and Np. Ionization energies to higher states (and more precise values of the first ionization energy for certain elements) may be found in the table "Ionization Energies of Atoms and Atomic Ions" in Section 10 of this *Handbook*.

References

1. Martin, W. C., Musgrove, A., Kotochigova, S., and Sansonetti, J. E., NIST Physical Reference Data Web Site, <www.nist.gov/pml/data/ion_energy.cfm>, June 2013.
2. Martin, W. C., and Wiese, W. L., "Atomic Spectroscopy", in *Atomic, Molecular, & Optical Physics Handbook*, ed. by G.W.F. Drake (AIP, Woodbury, NY, 1996) Chapter 10, pp. 135-153.

Z	Element	Ground-state configuration	Ground level	Ionization energy (eV)
1	H Hydrogen	1s	$^2S_{1/2}$	13.5984
2	He Helium	1s ²	1S_0	24.5874
3	Li Lithium	1s ² 2s	$^2S_{1/2}$	5.3917
4	Be Beryllium	1s ² 2s ²	1S_0	9.3227
5	B Boron	1s ² 2s ² 2p	$^2P^o_{1/2}$	8.2980
6	C Carbon	1s ² 2s ² 2p ²	3P_0	11.2603
7	N Nitrogen	1s ² 2s ² 2p ³	$^4S^o_{3/2}$	14.5341
8	O Oxygen	1s ² 2s ² 2p ⁴	3P_2	13.6181
9	F Fluorine	1s ² 2s ² 2p ⁵	$^2P^o_{3/2}$	17.4228
10	Ne Neon	1s ² 2s ² 2p ⁶	1S_0	21.5645
11	Na Sodium	[Ne] 3s	$^2S_{1/2}$	5.1391
12	Mg Magnesium	[Ne] 3s ²	1S_0	7.6462
13	Al Aluminum	[Ne] 3s ² 3p	$^2P^o_{1/2}$	5.9858
14	Si Silicon	[Ne] 3s ² 3p ²	3P_0	8.1517
15	P Phosphorus	[Ne] 3s ² 3p ³	$^4S^o_{3/2}$	10.4867
16	S Sulfur	[Ne] 3s ² 3p ⁴	3P_2	10.3600
17	Cl Chlorine	[Ne] 3s ² 3p ⁵	$^2P^o_{3/2}$	12.9676
18	Ar Argon	[Ne] 3s ² 3p ⁶	1S_0	15.7596
19	K Potassium	[Ar] 4s	$^2S_{1/2}$	4.3407
20	Ca Calcium	[Ar] 4s ²	1S_0	6.1132
21	Sc Scandium	[Ar] 3d 4s ²	$^2D_{3/2}$	6.5615
22	Ti Titanium	[Ar] 3d ² 4s ²	3F_2	6.8281
23	V Vanadium	[Ar] 3d ³ 4s ²	$^4F_{3/2}$	6.7462
24	Cr Chromium	[Ar] 3d ⁵ 4s	7S_3	6.7665
25	Mn Manganese	[Ar] 3d ⁵ 4s ²	$^6S_{5/2}$	7.4340
26	Fe Iron	[Ar] 3d ⁶ 4s ²	5D_4	7.9024
27	Co Cobalt	[Ar] 3d ⁷ 4s ²	$^4F_{9/2}$	7.8810
28	Ni Nickel	[Ar] 3d ⁸ 4s ²	3F_4	7.6399
29	Cu Copper	[Ar] 3d ¹⁰ 4s	$^2S_{1/2}$	7.7264
30	Zn Zinc	[Ar] 3d ¹⁰ 4s ²	1S_0	9.3942
31	Ga Gallium	[Ar] 3d ¹⁰ 4s ² 4p	$^2P^o_{1/2}$	5.9993
32	Ge Germanium	[Ar] 3d ¹⁰ 4s ² 4p ²	3P_0	7.8994
33	As Arsenic	[Ar] 3d ¹⁰ 4s ² 4p ³	$^4S^o_{3/2}$	9.7886
34	Se Selenium	[Ar] 3d ¹⁰ 4s ² 4p ⁴	3P_2	9.7524
35	Br Bromine	[Ar] 3d ¹⁰ 4s ² 4p ⁵	$^2P^o_{3/2}$	11.8138
36	Kr Krypton	[Ar] 3d ¹⁰ 4s ² 4p ⁶	1S_0	13.9996
37	Rb Rubidium	[Kr] 5s	$^2S_{1/2}$	4.1771
38	Sr Strontium	[Kr] 5s ²	1S_0	5.6949
39	Y Yttrium	[Kr] 4d 5s ²	$^2D_{3/2}$	6.2173
40	Zr Zirconium	[Kr] 4d ² 5s ²	3F_2	6.6339
41	Nb Niobium	[Kr] 4d ⁴ 5s	$^6D_{1/2}$	6.7589
42	Mo Molybdenum	[Kr] 4d ⁵ 5s	7S_3	7.0924
43	Tc Technetium	[Kr] 4d ⁵ 5s ²	$^6S_{5/2}$	7.28
44	Ru Ruthenium	[Kr] 4d ⁷ 5s	5F_5	7.3605

Z	Element	Ground-state configuration	Ground level	Ionization energy (eV)
45	Rh	Rhodium	[Kr] $4d^8 5s$	$^4F_{9/2}$ 7.4589
46	Pd	Palladium	[Kr] $4d^{10}$	1S_0 8.3369
47	Ag	Silver	[Kr] $4d^{10} 5s$	$^2S_{1/2}$ 7.5762
48	Cd	Cadmium	[Kr] $4d^{10} 5s^2$	1S_0 8.9938
49	In	Indium	[Kr] $4d^{10} 5s^2 5p$	$^2P_{1/2}^o$ 5.7864
50	Sn	Tin	[Kr] $4d^{10} 5s^2 5p^2$	3P_0 7.3439
51	Sb	Antimony	[Kr] $4d^{10} 5s^2 5p^3$	$^4S_{3/2}^o$ 8.6084
52	Te	Tellurium	[Kr] $4d^{10} 5s^2 5p^4$	3P_2 9.0096
53	I	Iodine	[Kr] $4d^{10} 5s^2 5p^5$	$^2P_{3/2}^o$ 10.4513
54	Xe	Xenon	[Kr] $4d^{10} 5s^2 5p^6$	1S_0 12.1298
55	Cs	Cesium	[Xe] $6s$	$^2S_{1/2}$ 3.8939
56	Ba	Barium	[Xe] $6s^2$	1S_0 5.2117
57	La	Lanthanum	[Xe] $5d 6s^2$	$^2D_{3/2}$ 5.5769
58	Ce	Cerium	[Xe] $4f 5d 6s^2$	$^1G_4^o$ 5.5387
59	Pr	Praseodymium	[Xe] $4f^3 6s^2$	$^4I_{9/2}^o$ 5.473
60	Nd	Neodymium	[Xe] $4f^4 6s^2$	5I_4 5.5250
61	Pm	Promethium	[Xe] $4f^5 6s^2$	$^6H_{5/2}^o$ 5.582
62	Sm	Samarium	[Xe] $4f^6 6s^2$	7F_0 5.6437
63	Eu	Europium	[Xe] $4f^7 6s^2$	$^8S_{7/2}^o$ 5.6704
64	Gd	Gadolinium	[Xe] $4f^7 5d 6s^2$	$^9D_{2}^o$ 6.1498
65	Tb	Terbium	[Xe] $4f^8 6s^2$	$^6H_{15/2}^o$ 5.8638
66	Dy	Dysprosium	[Xe] $4f^9 6s^2$	5I_8 5.9389
67	Ho	Holmium	[Xe] $4f^{10} 6s^2$	$^4I_{15/2}^o$ 6.0215
68	Er	Erbium	[Xe] $4f^{12} 6s^2$	3H_6 6.1077
69	Tm	Thulium	[Xe] $4f^{13} 6s^2$	$^2F_{7/2}^o$ 6.1843
70	Yb	Ytterbium	[Xe] $4f^{14} 6s^2$	1S_0 6.2542
71	Lu	Lutetium	[Xe] $4f^{14} 5d 6s^2$	$^2D_{3/2}$ 5.4259
72	Hf	Hafnium	[Xe] $4f^{14} 5d^2 6s^2$	3F_2 6.8251
73	Ta	Tantalum	[Xe] $4f^{14} 5d^3 6s^2$	$^4F_{3/2}$ 7.5496
74	W	Tungsten	[Xe] $4f^{14} 5d^4 6s^2$	5D_0 7.8640
75	Re	Rhenium	[Xe] $4f^{14} 5d^5 6s^2$	$^6S_{5/2}$ 7.8335
76	Os	Osmium	[Xe] $4f^{14} 5d^6 6s^2$	5D_4 8.4382
77	Ir	Iridium	[Xe] $4f^{14} 5d^7 6s^2$	$^4F_{9/2}$ 8.9670
78	Pt	Platinum	[Xe] $4f^{14} 5d^9 6s$	3D_3 8.9588
79	Au	Gold	[Xe] $4f^{14} 5d^{10} 6s$	$^2S_{1/2}$ 9.2255
80	Hg	Mercury	[Xe] $4f^{14} 5d^{10} 6s^2$	1S_0 10.4375
81	Tl	Thallium	[Xe] $4f^{14} 5d^{10} 6s^2 6p$	$^2P_{1/2}^o$ 6.1082
82	Pb	Lead	[Xe] $4f^{14} 5d^{10} 6s^2 6p^2$	3P_0 7.4167
83	Bi	Bismuth	[Xe] $4f^{14} 5d^{10} 6s^2 6p^3$	$^4S_{3/2}^o$ 7.2855
84	Po	Polonium	[Xe] $4f^{14} 5d^{10} 6s^2 6p^4$	3P_2 8.414
85	At	Astatine	[Xe] $4f^{14} 5d^{10} 6s^2 6p^5$	$^2P_{3/2}^o$
86	Rn	Radon	[Xe] $4f^{14} 5d^{10} 6s^2 6p^6$	1S_0 10.7485
87	Fr	Francium	[Rn] $7s$	$^2S_{1/2}$ 4.0727
88	Ra	Radium	[Rn] $7s^2$	1S_0 5.2784
89	Ac	Actinium	[Rn] $6d 7s^2$	$^2D_{3/2}$ 5.3807
90	Th	Thorium	[Rn] $6d^2 7s^2$	3F_2 6.3067
91	Pa	Protactinium	[Rn] $5f^2(^3H_4) 6d 7s^2$	$(4,3/2)_{11/2}$ 5.89
92	U	Uranium	[Rn] $5f^3(^4I_{9/2}^o) 6d 7s^2$	$(9/2,3/2)_6^o$ 6.1939
93	Np	Neptunium	[Rn] $5f^4(^6I_4) 6d 7s^2$	$(4,3/2)_{11/2}$ 6.2657
94	Pu	Plutonium	[Rn] $5f^6 7s^2$	7F_0 6.0260
95	Am	Americium	[Rn] $5f^7 7s^2$	$^8S_{7/2}^o$ 5.9738
96	Cm	Curium	[Rn] $5f^8 6d 7s^2$	$^9D_{2}^o$ 5.9914
97	Bk	Berkelium	[Rn] $5f^9 7s^2$	$^6H_{15/2}^o$ 6.1979
98	Cf	Californium	[Rn] $5f^{10} 7s^2$	5I_8 6.2817
99	Es	Einsteinium	[Rn] $5f^{11} 7s^2$	$^4I_{15/2}^o$ 6.3676
100	Fm	Fermium	[Rn] $5f^{12} 7s^2$	3H_6 6.50
101	Md	Mendelevium	[Rn] $5f^{13} 7s^2$	$^2F_{7/2}^o$ 6.58
102	No	Nobelium	[Rn] $5f^{14} 7s^2$	1S_0 6.65
103	Lr	Lawrencium	[Rn] $5f^{14} 7s^2 7p?$	$^2P_{1/2}^o ?$ 4.9?
104	Rf	Rutherfordium	[Rn] $5f^{14} 6d^2 7s^2 ?$	$^3F_2 ?$ 6.0?

INTERNATIONAL TEMPERATURE SCALE OF 1990 (ITS-90)

B. W. Mangum

A new temperature scale, the International Temperature Scale of 1990 (ITS-90), was officially adopted by the Comité International des Poids et Mesures (CIPM), meeting 26–28 September 1989 at the Bureau International des Poids et Mesures (BIPM). The ITS-90 was recommended to the CIPM for its adoption following the completion of the final details of the new scale by the Comité Consultatif de Thermométrie (CCT), meeting 12–14 September 1989 at the BIPM in its 17th Session. The ITS-90 became the official international temperature scale on 1 January 1990. The ITS-90 supersedes the previous scales, the International Practical Temperature Scale of 1968 (IPTS-68) and the 1976 Provisional 0.5 to 30 K Temperature Scale (EPT-76).

The ITS-90 (Ref. 1, 2) extends upward from 0.65 K, and temperatures on this scale are in much better agreement with thermodynamic values than are those on the IPTS-68 and the EPT-76. The new scale has subranges and alternative definitions in certain ranges that greatly facilitate its use. Furthermore, its continuity, precision, and reproducibility throughout its ranges are much improved over that of the previous scales. The replacement of the thermocouple with the platinum resistance thermometer at temperatures below 961.78 °C resulted in the biggest improvement in reproducibility.

The ITS-90 is divided into four primary ranges:

1. Between 0.65 and 3.2 K, the ITS-90 is defined by the vapor pressure-temperature relation of ^3He , and between 1.25 and 2.1768 K (the λ point) and between 2.1768 and 5.0 K by the vapor pressure-temperature relations of ^4He . T_{90} is defined by the vapor pressure equations of the form:

$$T_{90} / \text{K} = A_0 + \sum_{i=1}^9 A_i (\ln(p / \text{Pa}) - B) / C^i$$

The values of the coefficients A_i , and of the constants A_0 , B , and C of the equations are given below.

Defining Fixed Points of the ITS-90

Material ^a	Equilibrium state ^b	Temperature	
		T_{90} (K)	t_{90} (°C)
He	VP	3 to 5	–270.15 to –268.15
e- H_2	TP	13.8033	–259.3467
e- H_2 (or He)	VP (or CVGT)	≈17	≈ –256.15
e- H_2 (or He)	VP (or CVGT)	≈20.3	≈ –252.85
Ne ^c	TP	24.5561	–248.5939
O_2	TP	54.3584	–218.7916
Ar	TP	83.8058	–189.3442
Hg ^c	TP	234.3156	–38.8344
H_2O	TP	273.16	0.01
Ga ^c	MP	302.9146	29.7646
In ^c	FP	429.7485	156.5985
Sn	FP	505.078	231.928
Zn	FP	692.677	419.527
Al ^c	FP	933.473	660.323
Ag	FP	1234.93	961.78
Au	FP	1337.33	1064.18
Cu ^c	FP	1357.77	1084.62

^a e- H_2 indicates equilibrium hydrogen, that is, hydrogen with the equilibrium distribution of its ortho and para states. Normal hydrogen at room temperature contains 25% para hydrogen and 75% ortho hydrogen.

^b VP indicates vapor pressure point; CVGT indicates constant volume gas thermometer point; TP indicates triple point (equilibrium temperature at which the solid, liquid, and vapor phases coexist); FP indicates freezing point, and MP indicates melting point (the equilibrium temperatures at which the solid and liquid phases coexist under a pressure of 101 325 Pa, one standard atmosphere). The isotopic composition is that naturally occurring.

^c Previously, these were secondary fixed points.

2. Between 3.0 and 24.5561 K, the ITS-90 is defined in terms of a ^3He or ^4He constant volume gas thermometer (CVGT). The thermometer is calibrated at three temperatures — at the triple point of neon (24.5561 K), at the triple point of equilibrium hydrogen (13.8033 K), and at a temperature between 3.0 and 5.0 K, the value of which is determined by using either ^3He or ^4He vapor pressure thermometry.
3. Between 13.8033 K (–259.3467 °C) and 1234.93 K (961.78 °C), the ITS-90 is defined in terms of the specified fixed points given below, by resistance ratios of platinum resistance thermometers obtained by calibration at specified sets of the fixed points, and by reference functions and deviation functions of resistance ratios which relate to T_{90} between the fixed points.
4. Above 1234.93 K, the ITS-90 is defined in terms of Planck's radiation law, using the freezing-point temperature of either silver, gold, or copper as the reference temperature.

Since the adoption of ITS-90, the isotopic composition of the water and hydrogen whose fixed points appear in the table has been specified (Ref. 3). A Provisional Low Temperature Scale (PLTS-2000) has been developed, covering the region from 0.9 mK to 1 K (Ref. 2, 4). This scale is based on the melting temperature of ^3He .

References

1. The International Temperature Scale of 1990, *Metrologia* 27, 3, 1990; errata in *Metrologia* 27, 107, 1990.
2. *Mise en pratique* for definition of the kelvin, <www.bipm.org/utls/en/pdf/MeP_K.pdf>, 2011.
3. Technical annex for the International Temperature Scale of 1990, <www.bipm.org/utls/en/pdf/MeP_K_Technical_Annex.pdf>, 2005.
4. The Provisional Low Temperature Scale from 0.9 mK to 1 K, <www.bipm.org/utls/en/pdf/PLTS-2000.pdf>, 2000.

Values of Coefficients in the Vapor Pressure Equations for Helium

Coef. or constant	^3He	^4He	^4He
	0.65–3.2 K	1.25–2.1768 K	2.1768–5.0 K
A_0	1.053 447	1.392 408	3.146 631
A_1	0.980 106	0.527 153	1.357 655
A_2	0.676 380	0.166 756	0.413 923
A_3	0.372 692	0.050 988	0.091 159
A_4	0.151 656	0.026 514	0.016 349
A_5	–0.002 263	0.001 975	0.001 826
A_6	0.006 596	–0.017 976	–0.004 325
A_7	0.088 966	0.005 409	–0.004 973
A_8	–0.004 770	0.013 259	0
A_9	–0.054 943	0	0
B	7.3	5.6	10.3
C	4.3	2.9	1.9

CONVERSION OF TEMPERATURES FROM THE 1948 AND 1968 SCALES TO ITS-90

This table gives temperature corrections from older scales to the current International Temperature Scale of 1990 (see the preceding table for details on ITS-90). The first part of the table may be used for converting Celsius temperatures in the range -180 to 4000 °C from IPTS-68 or IPTS-48 to ITS-90. Within the accuracy of the corrections, the temperature in the first column may be identified with either t_{68} , t_{48} , or t_{90} . The second part of the table is designed for use at lower temperatures to convert values expressed in kelvins from EPT-76 or IPTS-68 to ITS-90.

The references give analytical equations for expressing these relations. Note that Reference 1 supersedes Reference 2 with respect to corrections in the 630 to 1064 °C range.

References

1. Burns, G. W. et al., in *Temperature: Its Measurement and Control in Science and Industry*, Vol. 6, Schooley, J. F., Ed., American Institute of Physics, New York, 1993.
2. Goldberg, R. N. and Weir, R. D., *Pure and Appl. Chem.*, 64, 1545, 1992.

$t/^{\circ}\text{C}$	$t_{90}-t_{68}$	$t_{90}-t_{48}$	$t/^{\circ}\text{C}$	$t_{90}-t_{68}$	$t_{90}-t_{48}$	$t/^{\circ}\text{C}$	$t_{90}-t_{68}$	$t_{90}-t_{48}$	$t/^{\circ}\text{C}$	$t_{90}-t_{68}$	$t_{90}-t_{48}$
-180	0.008	0.020	290	-0.039	0.032	760	0.04	0.60	2400	-1.00	3.2
-170	0.010	0.017	300	-0.039	0.034	770	0.05	0.63	2500	-1.07	3.4
-160	0.012	0.007	310	-0.039	0.035	780	0.05	0.66	2600	-1.15	3.7
-150	0.013	0.000	320	-0.039	0.036	790	0.05	0.69	2700	-1.24	3.8
-140	0.014	0.001	330	-0.040	0.036	800	0.05	0.72	2800	-1.32	4.0
-130	0.014	0.008	340	-0.040	0.037	810	0.05	0.75	2900	-1.41	4.2
-120	0.014	0.017	350	-0.041	0.036	820	0.04	0.76	3000	-1.50	4.4
-110	0.013	0.026	360	-0.042	0.035	830	0.04	0.79	3100	-1.59	4.6
-100	0.013	0.035	370	-0.043	0.034	840	0.03	0.81	3200	-1.69	4.8
-90	0.012	0.041	380	-0.045	0.032	850	0.02	0.83	3300	-1.78	5.1
-80	0.012	0.045	390	-0.046	0.030	860	0.01	0.85	3400	-1.89	5.3
-70	0.011	0.045	400	-0.048	0.028	870	0.00	0.87	3500	-1.99	5.5
-60	0.010	0.042	410	-0.051	0.024	880	-0.02	0.87	3600	-2.10	5.8
-50	0.009	0.038	420	-0.053	0.022	890	-0.03	0.89	3700	-2.21	6.0
-40	0.008	0.032	430	-0.056	0.019	900	-0.05	0.90	3800	-2.32	6.3
-30	0.006	0.024	440	-0.059	0.015	910	-0.06	0.92	3900	-2.43	6.6
-20	0.004	0.016	450	-0.062	0.012	920	-0.08	0.93	4000	-2.55	6.8
-10	0.002	0.008	460	-0.065	0.009	930	-0.10	0.94			
0	0.000	0.000	470	-0.068	0.007	940	-0.11	0.96	T/K	$T_{90}-T_{76}$	$T_{90}-T_{68}$
10	-0.002	-0.006	480	-0.072	0.004	950	-0.13	0.97	5	-0.0001	
20	-0.005	-0.012	490	-0.075	0.002	960	-0.15	0.97	6	-0.0002	
30	-0.007	-0.016	500	-0.079	0.000	970	-0.16	0.99	7	-0.0003	
40	-0.010	-0.020	510	-0.083	-0.001	980	-0.18	1.00	8	-0.0004	
50	-0.013	-0.023	520	-0.087	-0.002	990	-0.19	1.02	9	-0.0005	
60	-0.016	-0.026	530	-0.090	-0.001	1000	-0.20	1.04	10	-0.0006	
70	-0.018	-0.026	540	-0.094	0.000	1010	-0.20	1.07	11	-0.0007	
80	-0.021	-0.027	550	-0.098	0.002	1020	-0.21	1.09	12	-0.0008	
90	-0.024	-0.027	560	-0.101	0.007	1030	-0.22	1.11	13	-0.0010	
100	-0.026	-0.026	570	-0.105	0.011	1040	-0.23	1.13	14	-0.0011	-0.006
110	-0.028	-0.024	580	-0.108	0.018	1050	-0.24	1.15	15	-0.0013	-0.003
120	-0.030	-0.023	590	-0.112	0.025	1060	-0.25	1.17	16	-0.0014	-0.004
130	-0.032	-0.020	600	-0.115	0.035	1070	-0.25	1.19	17	-0.0016	-0.006
140	-0.034	-0.018	610	-0.118	0.047	1080	-0.26	1.20	18	-0.0018	-0.008
150	-0.036	-0.016	620	-0.122	0.060	1090	-0.26	1.20	19	-0.0020	-0.009
160	-0.037	-0.012	630	-0.125	0.075	1100	-0.26	1.2	20	-0.0022	-0.009
170	-0.038	-0.009	640	-0.11	0.12	1200	-0.30	1.4	21	-0.0025	-0.008
180	-0.039	-0.005	650	-0.10	0.15	1300	-0.35	1.5	22	-0.0027	-0.007
190	-0.039	-0.001	660	-0.09	0.19	1400	-0.39	1.6	23	-0.0030	-0.007
200	-0.040	0.003	670	-0.07	0.24	1500	-0.44	1.8	24	-0.0032	-0.006
210	-0.040	0.007	680	-0.05	0.29	1600	-0.49	1.9	25	-0.0035	-0.005
220	-0.040	0.011	690	-0.04	0.32	1700	-0.54	2.1	26	-0.0038	-0.004
230	-0.040	0.014	700	-0.02	0.37	1800	-0.60	2.2	27	-0.0041	-0.004
240	-0.040	0.018	710	-0.01	0.41	1900	-0.66	2.3	28		-0.005
250	-0.040	0.021	720	0.00	0.45	2000	-0.72	2.5	29		-0.006
260	-0.040	0.024	730	0.02	0.49	2100	-0.79	2.7	30		-0.006
270	-0.039	0.028	740	0.03	0.53	2200	-0.85	2.9	31		-0.007
280	-0.039	0.030	750	0.03	0.56	2300	-0.93	3.1	32		-0.008

T/K	$T_{90}-T_{76}$	$T_{90}-T_{68}$	T/K	$T_{90}-T_{76}$	$T_{90}-T_{68}$	T/K	$T_{90}-T_{76}$	$T_{90}-T_{68}$	T/K	$T_{90}-T_{76}$	$T_{90}-T_{68}$
33		-0.008	57		0.000	81		0.008	150		0.014
34		-0.008	58		0.001	82		0.008	160		0.014
35		-0.007	59		0.002	83		0.008	170		0.013
36		-0.007	60		0.003	84		0.008	180		0.012
37		-0.007	61		0.003	85		0.008	190		0.012
38		-0.006	62		0.004	86		0.008	200		0.011
39		-0.006	63		0.004	87		0.008	210		0.010
40		-0.006	64		0.005	88		0.008	220		0.009
41		-0.006	65		0.005	89		0.008	230		0.008
42		-0.006	66		0.006	90		0.008	240		0.007
43		-0.006	67		0.006	91		0.008	250		0.005
44		-0.006	68		0.007	92		0.008	260		0.003
45		-0.007	69		0.007	93		0.008	270		0.001
46		-0.007	70		0.007	94		0.008	273.16		0.000
47		-0.007	71		0.007	95		0.008	300		-0.006
48		-0.006	72		0.007	96		0.008	400		-0.031
49		-0.006	73		0.007	97		0.009	500		-0.040
50		-0.006	74		0.007	98		0.009	600		-0.040
51		-0.005	75		0.008	99		0.009	700		-0.055
52		-0.005	76		0.008	100		0.009	800		-0.089
53		-0.004	77		0.008	110		0.011	900		-0.124
54		-0.003	78		0.008	120		0.013			
55		-0.002	79		0.008	130		0.014			
56		-0.001	80		0.008	140		0.014			

Units

INTERNATIONAL SYSTEM OF UNITS (SI)

The International System of Units, abbreviated as SI (from the French name *Le Système International d'Unités*), was established in 1960 by the 11th General Conference on Weights and Measures (CGPM) as the modern metric system of measurement. The core of the SI is the seven base units for the physical quantities length, mass, time, electric current, thermodynamic temperature, amount of substance, and luminous intensity. These base units are:

Base quantity	SI base unit	
	Name	Symbol
length	meter	m
mass	kilogram	kg
time	second	s
electric current	ampere	A
thermodynamic temperature	kelvin	K
amount of substance	mole	mol
luminous intensity	candela	cd

The SI base units are defined as follows:

ampere: The ampere is that constant current which, if maintained in two straight parallel conductors of infinite length, of negligible circular cross-section, and placed 1 meter apart in vacuum, would produce between these conductors a force equal to $2 \cdot 10^{-7}$ newton per meter of length.

candela: The candela is the luminous intensity, in a given direction, of a source that emits monochromatic radiation of frequency $540 \cdot 10^{12}$ hertz and that has a radiant intensity in that direction of 1/683 watt per steradian.

kelvin: The kelvin, unit of thermodynamic temperature, is the fraction 1/273.16 of the thermodynamic temperature of the triple point of water.

kilogram: The kilogram is the unit of mass; it is equal to the mass of the international prototype of the kilogram.

meter: The meter is the length of the path travelled by light in vacuum during a time interval of 1/299 792 458 of a second.

mole: The mole is the amount of substance of a system which contains as many elementary entities as there are atoms in 0.012 kilogram of carbon 12. When the mole is used, the elementary entities must be specified and may be atoms, molecules, ions, electrons, other particles, or specified groups of such particles.

second: The second is the duration of 9 192 631 770 periods of the radiation corresponding to the transition between the two hyperfine levels of the ground state of the cesium 133 atom.

SI derived units

Derived units are units which may be expressed in terms of base units by means of the mathematical symbols of multiplication and division (and, in the case of °C, subtraction). Certain derived units have been given special names and symbols, and these special names and symbols may themselves be used in combination with those for base and other derived units to express the units of other quantities. The next table lists some examples of derived units expressed directly in terms of base units:

Physical quantity	SI derived unit	
	Name	Symbol
area	square meter	m ²
volume	cubic meter	m ³
speed, velocity	meter per second	m/s
acceleration	meter per second squared	m/s ²
wave number	reciprocal meter	m ⁻¹
density, mass density	kilogram per cubic meter	kg/m ³
specific volume	cubic meter per kilogram	m ³ /kg
current density	ampere per square meter	A/m ²
magnetic field strength	ampere per meter	A/m
concentration (of amount of substance)	mole per cubic meter	mol/m ³
luminance	candela per square meter	cd/m ²
refractive index	(the number) one	1 ^(a)

^(a) The symbol "1" is generally omitted in combination with a numerical value.

For convenience, certain derived units, which are listed in the next table, have been given special names and symbols. These names and symbols may themselves be used to express other derived units. The special names and symbols are a compact form for the expression of units that are used frequently. The final column shows how the SI units concerned may be expressed in terms of SI base units. In this column, factors such as m⁰, kg⁰ ..., which are all equal to 1, are not shown explicitly.

Physical quantity	Name	Symbol	SI derived unit expressed in terms of	
			Other SI units	SI base units
plane angle	radian ^(a)	rad	m · m ⁻¹ = 1 ^(b)	
solid angle	steradian ^(a)	sr ^(c)	m ² · m ⁻² = 1 ^(b)	
frequency	hertz	Hz	s ⁻¹	
force	newton	N	m · kg · s ⁻²	
pressure, stress	pascal	Pa	N/m ²	m ⁻¹ · kg · s ⁻²
energy, work, quantity of heat	joule	J	N · m	m ² · kg · s ⁻²
power, radiant flux	watt	W	J/s	m ² · kg · s ⁻³
electric charge, quantity of electricity	coulomb	C	s · A	
electric potential difference, electromotive force	volt	V	W/A	m ² · kg · s ⁻³ · A ⁻¹
capacitance	farad	F	C/V	m ⁻² · kg ⁻¹ · s ⁴ · A ²
electric resistance	ohm	Ω	V/A	m ² · kg · s ⁻³ · A ⁻²
electric conductance	siemens	S	A/V	m ⁻² · kg ⁻¹ · s ³ · A ²
magnetic flux	weber	Wb	V · s	m ² · kg · s ⁻² · A ⁻¹

Physical quantity	Name	Symbol	SI derived unit expressed in terms of	
			Other SI units	SI base units
magnetic flux density	tesla	T	Wb/m ²	kg · s ⁻² · A ⁻¹
inductance	henry	H	Wb/A	m ² · kg · s ⁻² · A ⁻²
Celsius temperature	degree Celsius ^(a)	°C		K
luminous flux	lumen	lm	cd · sr ^(c)	m ² · m ⁻² · cd = cd
illuminance	lux	lx	lm/m ²	m ² · m ⁻⁴ · cd = m ⁻² · cd
activity (of a radionuclide)	becquerel	Bq		s ⁻¹
absorbed dose, specific energy (imparted), kerma	gray	Gy	J/kg	m ² · s ⁻²
dose equivalent, ambient dose equivalent, directional dose equivalent, personal dose equivalent, organ equivalent dose	sievert	Sv	J/kg	m ² · s ⁻²
catalytic activity	katal	kat		s ⁻¹ · mol

^(a) The radian and steradian may be used with advantage in expressions for derived units to distinguish between quantities of different nature but the same dimension. Some examples of their use in forming derived units are given in the next table.

^(b) In practice, the symbols rad and sr are used where appropriate, but the derived unit “1” is generally omitted in combination with a numerical value.

^(c) In photometry, the name steradian and the symbol sr are usually retained in expressions for units.

^(d) It is common practice to express a thermodynamic temperature, symbol T , in terms of its difference from the reference temperature $T_0 = 273.15$ K. The numerical value of a Celsius temperature t expressed in degrees Celsius is given by $t/°C = T/K - 273.15$. The unit °C may be used in combination with SI prefixes, e.g., millidegree Celsius, m°C. Note that there should never be a space between the ° sign and the letter C, and that the symbol for kelvin is K, not °K.

The SI derived units with special names may be used in combinations to provide a convenient way to express more complex physical quantities. Examples are given in the next table:

Physical Quantity	SI derived unit		
	Name	Symbol	As SI base units
dynamic viscosity	pascal second	Pa · s	m ⁻¹ · kg · s ⁻¹
moment of force	newton meter	N · m	m ² · kg · s ⁻²
surface tension	newton per meter	N/m	kg · s ⁻²
angular velocity	radian per second	rad/s	m · m ⁻¹ · s ⁻¹ = s ⁻¹
angular acceleration	radian per second squared	rad/s ²	m · m ⁻¹ · s ⁻² = s ⁻²
heat flux density, irradiance	watt per square meter	W/m ²	kg · s ⁻³
heat capacity, entropy	joule per kelvin	J/K	m ⁻³ · kg · s ⁻² · K ⁻¹
specific heat capacity, specific entropy	joule per kilogram kelvin	J/(kg · K)	m ² · s ⁻² · K ⁻¹
specific energy	joule per kilogram	J/kg	m ² · s ⁻²
thermal conductivity	watt per meter kelvin	W/(m · K)	m · kg · s ⁻³ · K ⁻¹
energy density	joule per cubic meter	J/m ³	m ⁻¹ · kg · s ⁻²
electric field strength	volt per meter	V/m	m · kg · s ⁻³ · A ⁻¹
electric charge density	coulomb per cubic meter	C/m ³	m ⁻³ · s · A
electric flux density	coulomb per square meter	C/m ²	m ⁻² · s · A
permittivity	farad per meter	F/m	m ⁻³ · kg ⁻¹ · s ⁴ · A ²
permeability	henry per meter	H/m	m · kg · s ⁻² · A ⁻²
molar energy	joule per mole	J/mol	m ² · kg · s ⁻² · mol ⁻¹
molar entropy, molar heat capacity	joule per mole kelvin	J/(mol · K)	m ² · kg · s ⁻² · K ⁻¹ · mol ⁻¹
exposure (x and γ rays)	coulomb per kilogram	C/kg	kg ⁻¹ · s · A
absorbed dose rate	gray per second	Gy/s	m ² · s ⁻³
radiant intensity	watt per steradian	W/sr	m ⁴ · m ⁻² · kg · s ⁻³ = m ² · kg · s ⁻³
radiance	watt per square meter steradian	W/(m ² · sr)	m ² · m ⁻² · kg · s ⁻³ = kg · s ⁻³
catalytic (activity) concentration	katal per cubic meter	kat/m ³	m ⁻³ · s ⁻¹ · mol

In practice, with certain quantities preference is given to the use of certain special unit names, or combinations of unit names, in

order to facilitate the distinction between different quantities having the same dimension. For example, the SI unit of frequency is designated the hertz, rather than the reciprocal second, and the SI unit of angular velocity is designated the radian per second rather than the reciprocal second (in this case retaining the word radian emphasizes that angular velocity is equal to 2π times the rotational frequency). Similarly the SI unit of moment of force is designated the newton meter rather than the joule.

In the field of ionizing radiation, the SI unit of activity is designated the becquerel rather than the reciprocal second, and the SI units of absorbed dose and dose equivalent the gray and sievert, respectively, rather than the joule per kilogram. In the field of catalysis, the SI unit of catalytic activity is designated the katal rather than the mole per second. The special names becquerel, gray, sievert, and katal were specifically introduced because of the dangers to human health which might arise from mistakes involving the units reciprocal second, joule per kilogram and mole per second.

Units for dimensionless quantities, quantities of dimension one

Certain quantities are defined as the ratios of two quantities of the same kind, and thus have a dimension which may be expressed by the number one. The unit of such quantities is necessarily a derived unit coherent with the other units of the SI and, since it is formed as the ratio of two identical SI units, the unit also may be expressed by the number one. Thus the SI unit of all quantities having the dimensional product one is the number one. Examples of such quantities are refractive index, relative permeability, and friction factor. Other quantities having the unit 1 include “characteristic numbers” like the Prandtl number and numbers which represent a count, such as a number of molecules, degeneracy (number of energy levels), and partition function in statistical thermodynamics. All of these quantities are described as being dimensionless, or of dimension one, and have the coherent SI unit 1. Their values are simply expressed as numbers and, in general, the unit 1 is not explicitly shown. In a few cases, however, a special name is given to this unit, mainly to avoid confusion between some compound derived units. This is the case for the radian, steradian and neper.

SI prefixes

The following prefixes have been approved by the CGPM for use with SI units. Only one prefix may be used before a unit. Thus 10⁻¹² farad should be designated pF, not μF.

Factor	Name	Symbol	Factor	Name	Symbol
10 ²⁴	yotta	Y	10 ⁻¹	deci	d
10 ²¹	zetta	Z	10 ⁻²	centi	c
10 ¹⁸	exa	E	10 ⁻³	milli	m
10 ¹⁵	peta	P	10 ⁻⁶	micro	μ
10 ¹²	tera	T	10 ⁻⁹	nano	n
10 ⁹	giga	G	10 ⁻¹²	pico	p
10 ⁶	mega	M	10 ⁻¹⁵	femto	f
10 ³	kilo	k	10 ⁻¹⁸	atto	a
10 ²	hecto	h	10 ⁻²¹	zepto	z
10 ¹	deka	da	10 ⁻²⁴	yocto	y

The kilogram

Among the base units of the International System, the unit of mass is the only one for which the name, for historical reasons, contains a prefix. Names and symbols for decimal multiples and submultiples of the unit of mass are formed by attaching prefix names to the unit name “gram” and prefix symbols to the unit symbol “g.”

Example: 10⁻⁶ kg = 1 mg (1 milligram) but not 1 μkg (1 microkilogram).

Units used with the SI

Many units that are not part of the SI are important and widely used in everyday life. The CGPM has adopted a classification of non-SI units: (1) units accepted for use with the SI (such as the traditional units of time and of angle); (2) units accepted for use with the SI whose values are obtained experimentally; and (3) other units currently accepted for use with the SI to satisfy the needs of special interests.

(1) Non-SI units accepted for use with the International System

Name	Symbol	Value in SI units
minute	min	1 min = 60 s
hour	h	1 h = 60 min = 3600 s
day	d	1 d = 24 h = 86 400 s
degree	°	1° = (π/180) rad
minute	'	1' = (1/60)° = (π/10 800) rad
second	"	1" = (1/60)' = (π/648 000) rad
liter	l, L	1L = 1 dm ³ = 10 ⁻³ m ³
metric ton	t	1 t = 10 ³ kg
neper ^(a)	Np	1 Np = 1
bel ^(b)	B	1 B = (1/2) ln 10 Np

^(a) The neper is used to express values of such logarithmic quantities as field level, power level, sound pressure level, and logarithmic decrement. Natural logarithms are used to obtain the numerical values of quantities expressed in nepers. The neper is coherent with the SI, but is not yet adopted by the CGPM as an SI unit. In using the neper, it is important to specify the quantity.

^(b) The bel is used to express values of such logarithmic quantities as field level, power level, sound-pressure level, and attenuation. Logarithms to base ten are used to obtain the numerical values of quantities expressed in bels. The submultiple decibel, dB, is commonly used.

(2) Non-SI units accepted for use with the International system, whose values in SI units are obtained experimentally

Name	Symbol	Value in SI Units
electronvolt ^(b)	eV	1 eV = 1.602 176 565(35) · 10 ⁻¹⁹ J ^(a)
dalton ^(c)	Da	1 Da = 1.660 538 921(73) · 10 ⁻²⁷ kg ^(a)
unified atomic mass unit ^(c)	u	1 u = 1 Da
astronomical unit ^(d)	au	1 au = 149 597 870 700 m ^(d)

^(a) For the electronvolt and the dalton (unified atomic mass unit), values are quoted from the 2010 CODATA set of the Fundamental Constants (p. 1-1 of this Handbook). The value given for the astronomical unit is from Resolution B2 of the XXVIII General Assembly of the International Astronomical Union (Captaine, N., Klioner, S., and McCarthy, D. [2012]. “The re-definition of the astronomical unit of length: reasons and consequences.” IAU Joint Discussion 7: Space-Time Reference Systems for Future Research. Bibcode: 2012IAUJD 7E 40C). Note the definition of the au in terms of the meter is now exact.

^(b) The electronvolt is the kinetic energy acquired by an electron in passing through a potential difference of 1 V in vacuum.

^(c) The dalton and unified atomic mass unit are alternative names for the same unit, equal to 1/12 of the mass of an unbound atom of the nuclide ¹²C, at rest and in its ground state. The dalton may be combined with SI prefixes to express the masses of large molecules in kilodalton, kDa, or megadalton, MDa.

^(d) The mean Earth-Sun distance is approximately equal to the astronomical unit.

(3) Other non-SI units currently accepted for use with the International System

Name	Symbol	Value in SI Units
nautical mile		1 nautical mile = 1852 m
knot		1 nautical mile per hour = (1852/3600) m/s
are		1 a = 1 dam ² = 10 ² m ²
hectare	ha	1 ha = 1 hm ² = 10 ⁴ m ²
bar	bar	1 bar = 0.1 MPa = 100 kPa = 10 ⁵ Pa
ångström	Å	1 Å = 0.1 nm = 10 ⁻¹⁰ m
barn	b	1 b = 100 fm ² = 10 ⁻²⁸ m ²

Other non-SI units

The SI does not encourage the use of cgs units, but these are frequently found in old scientific texts. The following table gives the relation of some common cgs units to SI units.

Name	Symbol	Value in SI units
erg	erg	1 erg = 10 ⁻⁷ J
dyne	dyn	1 dyn = 10 ⁻⁵ N
poise	P	1P = 1dyn · s/cm ² = 0.1 Pa · s
stokes	St	1 St = 1 cm ² /s = 10 ⁻⁴ m ² /s
gauss	G	1G ≐ 10 ⁻⁴ T
oersted	Oe	1 Oe ≐ (1000/4π) A/m
maxwell	Mx	1Mx ≐ 10 ⁻⁸ Wb
stilb	sb	1 sb = 1 cd/cm ² = 10 ⁴ cd/m ²
phot	ph	1 ph = 10 ⁴ lx
gal	Gal	1 Gal = 1 cm/s ² = 10 ⁻² m/s ²

Note: The symbol ≐ should be read as “corresponds to”; these units cannot strictly be equated because of the different dimensions of the electromagnetic cgs and the SI.

Examples of other non-SI units found in the older literature and their relation to the SI are given below. Use of these units in current texts is discouraged.

Name	Symbol	Value in SI units
curie	Ci	1 Ci = $3.7 \cdot 10^{10}$ Bq
roentgen	R	1 R = $2.58 \cdot 10^{-4}$ C/kg
rad	rad	1 rad = 1 cGy = 10^{-2} Gy
rem	rem	1 rem = 1 cSv = 10^{-2} Sv
X unit		1 X unit $\approx 1.002 \cdot 10^{-4}$ nm
gamma	γ	1 γ = 1 nT = 10^{-9} T
jansky	Jy	1 Jy = 10^{-26} W \cdot m $^{-2}$ \cdot Hz $^{-1}$
fermi		1 fermi = 1 fm = 10^{-15} m
metric carat		1 metric carat = 200 mg = $2 \cdot 10^{-4}$ kg
torr	Torr	1 Torr = (101325/760) Pa
standard atmosphere	atm	1 atm = 101325 Pa
calorie ^(a)	cal	1 cal = 4.184 J
micron	μ	1 μ = 1 μ m = 10^{-6} m

^(a) Several types of calorie have been used; the value given here is the so-called “thermochemical calorie”.

It is suggested that in English, the first syllable of the name of the binary-multiple prefix should be pronounced in the same way as the first syllable of the name of the corresponding SI prefix, and that the second syllable should be pronounced as “bee.”

It is important to recognize that the new prefixes for binary multiples are not part of the International System of Units (SI), the modern metric system. However, for ease of understanding and recall, they were derived from the SI prefixes for positive powers of ten. As can be seen from the above table, the name of each new prefix is derived from the name of the corresponding SI prefix by retaining the first two letters of the name of the SI prefix and adding the letters “bi,” which recalls the word “binary.” Similarly, the symbol of each new prefix is derived from the symbol of the corresponding SI prefix by adding the letter “i,” which again recalls the word “binary.” (For consistency with the other prefixes for binary multiples, the symbol Ki is used for 2^{10} rather than ki.)

References

1. Taylor, B. N., and Thompson, A., *The International System of Unit (SI)*, NIST Special Publication 330, National Institute of Standards and Technology, Gaithersburg, MD, 2008.
2. Bureau International des Poids et Mesures, *Le Système International d'Unités (SI)*, 8th French and English Edition, BIPM, Sèvres, France, 2006.
3. Thompson, A., and Taylor, B. N., *Guide for the Use of the International System of Unit (SI)*, NIST Special Publication 811, National Institute of Standards and Technology, Gaithersburg, MD, 2008.
4. NIST Physical Reference Data web site, <http://physics.nist.gov/cuu/Units/index.html>, October 2004.
5. Amendment 2 to IEC International Standard IEC 60027-2, 1999-01, Letter symbols to be used in electrical technology – Part 2: Telecommunications and electronics.
6. IEC 60027-2, Second edition, 2000-11, Letter symbols to be used in electrical technology - Part 2: Telecommunications and electronics.
7. Barrow, B., “A Lesson in Megabytes,” *IEEE Stand. Bearer*, January 1997, p. 5.

Prefixes for binary multiples

In December 1998, the International Electrotechnical Commission (IEC), the leading international organization for worldwide standardization in electrotechnology, approved as an IEC International Standard names and symbols for prefixes for binary multiples for use in the fields of data processing and data transmission. The prefixes are as follows:

Prefixes for binary multiples				
Factor	Name	Symbol	Origin	Derivation
2^{10}	kibi	Ki	kilobinary: $(2^{10})^1$	kilo: $(10^3)^1$
2^{20}	mebi	Mi	megabinary: $(2^{10})^2$	mega: $(10^3)^2$
2^{30}	gibi	Gi	gigabinary: $(2^{10})^3$	giga: $(10^3)^3$
2^{40}	tebi	Ti	terabinary: $(2^{10})^4$	tera: $(10^3)^4$
2^{50}	pebi	Pi	petabinary: $(2^{10})^5$	peta: $(10^3)^5$
2^{60}	exbi	Ei	exabinary: $(2^{10})^6$	exa: $(10^3)^6$

Examples and comparisons with SI prefixes

one kibibit	1 Kibit = 2^{10} bit = 1024 bit
one kilobit	1 kbit = 10^3 bit = 1000 bit
one mebibyte	1 MiB = 2^{20} B = 1 048 576 B
one megabyte	1 MB = 10^6 B = 1 000 000 B
one gibibyte	1 GiB = 2^{30} B = 1 073 741 824 B
one gigabyte	1 GB = 10^9 B = 1 000 000 000 B

UNITS FOR MAGNETIC PROPERTIES

Quantity	Symbol	Gaussian & cgs emu ^a	Conversion factor, C ^b	SI & rationalized mks ^c
Magnetic flux density, magnetic induction	B	gauss (G) ^d	10^{-4}	tesla (T), Wb/m ²
Magnetic flux	Φ	maxwell (Mx), G · cm ²	10^{-8}	weber (Wb), volt second (V · s)
Magnetic potential difference, magnetomotive force	\mathcal{U}, F	gilbert (Gb)	$10/4\pi$	ampere (A)
Magnetic field strength, magnetizing force	H	oersted (Oe), ^e Gb/cm	$10^3/4\pi$	A/m ^f
(Volume) magnetization ^g	M	emu/cm ^{3 h}	10^3	A/m
(Volume) magnetization	$4\pi M$	G	$10^3/4\pi$	A/m
Magnetic polarization, intensity of magnetization	J, I	emu/cm ³	$4\pi \times 10^{-4}$	T, Wb/m ^{2 i}
(Mass) magnetization	σ, M	emu/g	1	A · m ² /kg
			$4\pi \times 10^{-7}$	Wb · m/kg
Magnetic moment	m	emu, erg/G	10^{-3}	A · m ² , joule per tesla (J/T)
Magnetic dipole moment	j	emu, erg/G	$4\pi \times 10^{-10}$	Wb · m ⁱ
(Volume) susceptibility	χ_v	dimensionless, emu/cm ³	4π	dimensionless
			$(4\pi)^2 \times 10^{-7}$	henry per meter (H/m), Wb/(A · m)
(Mass) susceptibility	χ_p, κ_p	cm ³ /g, emu/g	$4\pi \times 10^{-3}$	m ³ /kg
			$(4\pi)^2 \times 10^{-10}$	H · m ² /kg
(Molar) susceptibility	χ_{mol}, κ_{mol}	cm ³ /mol, emu/mol	$4\pi \times 10^{-6}$	m ³ /mol
			$(4\pi)^2 \times 10^{-13}$	H · m ² /mol
Permeability	μ	dimensionless	$4\pi \times 10^{-7}$	H/m, Wb/(A · m)
Relative permeability ^j	μ_r	not defined		dimensionless
(Volume) energy density, energy product ^k	W	erg/cm ³	10^{-1}	J/m ³
Demagnetization factor	D, N	dimensionless	$1/4\pi$	dimensionless

^a. Gaussian units and cgs emu are the same for magnetic properties. The defining relation is $B = H + 4\pi M$.

^b. Multiply a number in Gaussian units by C to convert it to SI (e.g., $1 \text{ G} \times 10^{-4} \text{ T/G} = 10^{-4} \text{ T}$).

^c. SI (*Système International d'Unités*) has been adopted by the National Bureau of Standards. Where two conversion factors are given, the upper one is recognized under, or consistent with, SI and is based on the definition $B = \mu_0(H + M)$, where $\mu_0 = 4\pi \times 10^{-7} \text{ H/m}$. The lower one is not recognized under SI and is based on the definition $B = \mu_0 H + J$, where the symbol I is often used in place of J .

^d. 1 gauss = 10^5 gamma (γ).

^e. Both oersted and gauss are expressed as $\text{cm}^{-1/2} \cdot \text{g}^{1/2} \cdot \text{s}^{-1}$ in terms of base units.

^f. A/m was often expressed as "ampere-turn per meter" when used for magnetic field strength.

^g. Magnetic moment per unit volume.

^h. The designation "emu" is not a unit.

ⁱ. Recognized under SI, even though based on the definition $B = \mu_0 H + J$. See footnote c.

^j. $\mu_r = \mu/\mu_0 = 1 + \chi$, all in SI. μ_r is equal to Gaussian μ .

^k. $B \cdot H$ and $\mu_0 M \cdot H$ have SI units J/m³; $M \cdot H$ and $B \cdot H/4\pi$ have Gaussian units erg/cm³.

Reference

R. B. Goldfarb and F. R. Fickett, U.S. Department of Commerce, National Bureau of Standards, Boulder, Colorado 80303, March 1985, NBS Special Publication 696. Superintendent of Documents, U.S. Government Printing Office, Washington, DC 20402, 1985.

CONVERSION FACTORS

The following table gives conversion factors from various units of measure to SI units. It is reproduced from NIST Special Publication 811, *Guide for the Use of the International System of Units (SI)*. The table gives the factor by which a quantity expressed in a non-SI unit should be multiplied in order to calculate its value in the SI. The SI values are expressed in terms of the base, supplementary, and derived units of SI in order to provide a coherent presentation of the conversion factors and facilitate computations (see the table "International System of Units" in this section). If desired, powers of ten can be avoided by using SI prefixes and shifting the decimal point if necessary.

Conversion from a non-SI unit to a different non-SI unit may be carried out by using this table in two stages, e.g.,

$$1 \text{ cal}_{\text{th}} = 4.184 \text{ J}$$

$$1 \text{ Btu}_{\text{IT}} = 1.055056 \text{ E+03 J}$$

Thus,

$$1 \text{ Btu}_{\text{IT}} = (1.055056 \text{ E+03} \div 4.184) \text{ cal}_{\text{th}} = 252.164 \text{ cal}_{\text{th}}$$

Conversion factors are presented for ready adaptation to computer readout and electronic data transmission. The factors are written as a number equal to or greater than one and less than ten with six or fewer decimal places. This number is followed by the letter E (for exponent), a plus or a minus sign, and two digits that indicate the power of 10 by which the number must be multiplied to obtain the correct value. For example:

$$3.523 \text{ 907 E-02 is } 3.523 \text{ 907} \times 10^{-2}$$

or

$$0.035 \text{ 239 07}$$

Similarly:

$$3.386 \text{ 389 E+03 is } 3.386 \text{ 389} \times 10^3$$

or

$$3 \text{ 386.389}$$

A factor in boldface is exact; i.e., all subsequent digits are zero. All other conversion factors have been rounded to the figures given in accordance with accepted practice. Where less than six digits after the decimal point are shown, more precision is not warranted.

It is often desirable to round a number obtained from a conversion of units in order to retain information on the precision of the value. The following rounding rules may be followed:

1. If the digits to be discarded begin with a digit less than 5, the digit preceding the first discarded digit is not changed.

Example: 6.974 951 5 rounded to 3 digits is 6.97

2. If the digits to be discarded begin with a digit greater than 5, the digit preceding the first discarded digit is increased by one.

Example: 6.974 951 5 rounded to 4 digits is 6.975

3. If the digits to be discarded begin with a 5 and at least one of the following digits is greater than 0, the digit preceding the 5 is increased by 1.

Example: 6.974 851 rounded to 5 digits is 6.974 9

4. If the digits to be discarded begin with a 5 and all of the following digits are 0, the digit preceding the 5 is unchanged if it is even and increased by one if it is odd. (Note that this means that the final digit is always even.)

Examples:

$$6.974 \text{ 951 5 rounded to 7 digits is } 6.974 \text{ 952}$$

$$6.974 \text{ 950 5 rounded to 7 digits is } 6.974 \text{ 950}$$

Reference

Thompson, A., and Taylor, B. N., *Guide for the Use of the International System of Units (SI)*, NIST Special Publication 811, 2008 Edition, Superintendent of Documents, U.S. Government Printing Office, Washington, D.C. 20402, 2008.

Factors in boldface are exact		
To convert from	to	Multiply by
abampere.....	ampere (A).....	1.0 E+01
abcoulomb.....	coulomb (C).....	1.0 E+01
abfarad.....	farad (F).....	1.0 E+09
abhenry.....	henry (H).....	1.0 E+09
abmho.....	siemens (S).....	1.0 E+09
abohm.....	ohm (Ω).....	1.0 E+09
abvolt.....	volt (V).....	1.0 E+08
acceleration of free fall, standard (g_n).....	meter per second squared (m/s^2).....	9.806 65 E+00
acre (based on U.S. survey foot) ^a	square meter (m^2).....	4.046 873 E+03
acre foot (based on U.S. survey foot) ^a	cubic meter (m^3).....	1.233 489 E+03
ampere hour (A · h).....	coulomb (C).....	3.6 E+03
ångström (Å).....	meter (m).....	1.0 E+10
ångström (Å).....	nanometer (nm).....	1.0 E+01
apostilb (asb).....	candela per meter squared (cd/m^2).....	3.183 098 E+01
are (a).....	square meter (m^2).....	1.0 E+02
astronomical unit (au).....	meter (m).....	1.495 978 70700 E+11
atmosphere, standard (atm).....	pascal (Pa).....	1.013 25 E+05
atmosphere, standard (atm).....	kilopascal (kPa).....	1.013 25 E+02
atmosphere, technical (at) ^b	pascal (Pa).....	9.806 65 E+04
atmosphere, technical (at) ^b	kilopascal (kPa).....	9.806 65 E+01

^a The U.S. survey foot equals (1200/3937) m. 1 international foot = 0.999998 survey foot.

^b One technical atmosphere equals one kilogram-force per square centimeter (1 at = 1 kgf/cm²).

To convert from	to	Multiply by
bar (bar)	pascal (Pa)	1.0 E+05
bar (bar)	kilopascal (kPa)	1.0 E+02
barn (b)	square meter (m ²)	1.0 E-28
barrel [for petroleum, 42 gallons (U.S.)](bbl)	cubic meter (m ³)	1.589 873 E-01
barrel [for petroleum, 42 gallons (U.S.)](bbl)	liter (L)	1.589 873 E+02
biot (Bi)	ampere (A)	1.0 E+01
British thermal unit _{IT} (Btu _{IT}) ^c	joule (J)	1.055 056 E+03
British thermal unit _{th} (Btu _{th}) ^c	joule (J)	1.054 350 E+03
British thermal unit (mean) (Btu)	joule (J)	1.055 87 E+03
British thermal unit (39 °F) (Btu)	joule (J)	1.059 67 E+03
British thermal unit (59 °F) (Btu)	joule (J)	1.054 80 E+03
British thermal unit (60 °F) (Btu)	joule (J)	1.054 68 E+03
British thermal unit _{IT} foot per hour square foot degree Fahrenheit [Btu _{IT} · ft/(h · ft ² · °F)]	watt per meter kelvin [W/(m · K)]	1.730 735 E+00
British thermal unit _{th} foot per hour square foot degree Fahrenheit [Btu _{th} · ft/(h · ft ² · °F)]	watt per meter kelvin [W/(m · K)]	1.729 577 E+00
British thermal unit _{IT} inch per hour square foot degree Fahrenheit [Btu _{IT} · in/(h · ft ² · °F)]	watt per meter kelvin [W/(m · K)]	1.442 279 E-01
British thermal unit _{th} inch per hour square foot degree Fahrenheit [Btu _{th} · in/(h · ft ² · °F)]	watt per meter kelvin [W/(m · K)]	1.441 314 E-01
British thermal unit _{IT} inch per second square foot degree Fahrenheit [Btu _{IT} · in/(s · ft ² · °F)]	watt per meter kelvin [W/(m · K)]	5.192 204 E+02
British thermal unit _{th} inch per second square foot degree Fahrenheit [Btu _{th} · in/(s · ft ² · °F)]	watt per meter kelvin [W/(m · K)]	5.188 732 E+02
British thermal unit _{IT} per cubic foot (Btu _{IT} /ft ³)	joule per cubic meter (J/m ³)	3.725 895 E+04
British thermal unit _{th} per cubic foot (Btu _{th} /ft ³)	joule per cubic meter (J/m ³)	3.723 403 E+04
British thermal unit _{IT} per degree Fahrenheit (Btu _{IT} /°F)	joule per kelvin (J/k)	1.899 101 E+03
British thermal unit _{th} per degree Fahrenheit (Btu _{th} /°F)	joule per kelvin (J/k)	1.897 830 E+03
British thermal unit _{IT} per degree Rankine (Btu _{IT} /°R)	joule per kelvin (J/k)	1.899 101 E+03
British thermal unit _{th} per degree Rankine (Btu _{th} /°R)	joule per kelvin (J/k)	1.897 830 E+03
British thermal unit _{IT} per hour (Btu _{IT} /h)	watt (W)	2.930 711 E-01
British thermal unit _{th} per hour (Btu _{th} /h)	watt (W)	2.928 751 E-01
British thermal unit _{IT} per hour square foot degree Fahrenheit [Btu _{IT} /(h · ft ² · °F)]	watt per square meter kelvin [W/(m ² · K)]	5.678 263 E+00
British thermal unit _{th} per hour square foot degree Fahrenheit [Btu _{th} /(h · ft ² · °F)]	watt per square meter kelvin [W/(m ² · K)]	5.674 466 E+00
British thermal unit _{th} per minute (Btu _{th} /min)	watt (W)	1.757 250 E+01
British thermal unit _{IT} per pound (Btu _{IT} /lb)	joule per kilogram (J/kg)	2.326 E+03
British thermal unit _{th} per pound (Btu _{th} /lb)	joule per kilogram (J/kg)	2.324 444 E+03
British thermal unit _{IT} per pound degree Fahrenheit [Btu _{IT} /(lb · °F)]	joule per kilogram kelvin [J/(kg · K)]	4.1868 E+03
British thermal unit _{th} per pound degree Fahrenheit [Btu _{th} /(lb · °F)]	joule per kilogram kelvin [J/(kg · K)]	4.184 E+03
British thermal unit _{IT} per pound degree Rankine [Btu _{IT} /(lb · °R)]	joule per kilogram kelvin [J/(kg · K)]	4.1868 E+03
British thermal unit _{th} per pound degree Rankine [Btu _{th} /(lb · °R)]	joule per kilogram kelvin [J/(kg · K)]	4.184 E+03
British thermal unit _{IT} per second (Btu _{IT} /s)	watt (W)	1.055 056 E+03
British thermal unit _{th} per second (Btu _{th} /s)	watt (W)	1.054 350 E+03

^c The Fifth International Conference on the Properties of Steam (London, July 1956) defined the International Table calorie as 4.1868 J. Therefore the exact conversion factor for the International Table Btu is 1.055 055 852 62 kJ. Note that the notation for the International Table used in this listing is subscript "IT". Similarly, the notation for thermochemical is subscript "th." Further, the thermochemical Btu, Btu_{th}, is based on the thermochemical calorie, cal_{th}, where cal_{th} = 4.184 J exactly.

To convert from	to	Multiply by
British thermal unit _{IT} per second square foot degree Fahrenheit [Btu _{IT} /(s · ft ² · °F)]	watt per square meter kelvin [W/(m ² · K)]	2.044 175 E+04
British thermal unit _{th} per second square foot degree Fahrenheit [Btu _{th} /(s · ft ² · °F)]	watt per square meter kelvin [W/(m ² · K)]	2.042 808 E+04
British thermal unit _{IT} per square foot (Btu _{IT} /ft ²)	joule per square meter (J/m ²)	1.135 653 E+04
British thermal unit _{th} per square foot (Btu _{th} /ft ²)	joule per square meter (J/m ²)	1.134 893 E+04
British thermal unit _{IT} per square foot hour [(Btu _{IT})/(ft ² · h)]	watt per square meter (W/m ²)	3.154 591 E+00
British thermal unit _{th} per square foot hour [Btu _{th} /(ft ² · h)]	watt per square meter (W/m ²)	3.152 481 E+00
British thermal unit _{th} per square foot minute [Btu _{th} /(ft ² · min)]	watt per square meter (W/m ²)	1.891 489 E+02
British thermal unit _{IT} per square foot second [(Btu _{IT})/(ft ² · s)]	watt per square meter (W/m ²)	1.135 653 E+04
British thermal unit _{th} per square foot second [Btu _{th} /(ft ² · s)]	watt per square meter (W/m ²)	1.134 893 E+04
British thermal unit _{th} per square inch second [Btu _{th} /(in ² · s)]	watt per square meter (W/m ²)	1.634 246 E+06
bushel (U.S.) (bu)	cubic meter (m ³)	3.523 907 E-02
bushel (U.S.) (bu)	liter (L)	3.523 907 E+01
calorie _{IT} (cal _{IT}) ^c	joule (J)	4.1868 E+00
calorie _{th} (cal _{th}) ^c	joule (J)	4.184 E+00
calorie (cal) (mean)	joule (J)	4.190 02 E+00
calorie (15 °C) (cal ₁₅)	joule (J)	4.185 80 E+00
calorie (20 °C) (cal ₂₀)	joule (J)	4.181 90 E+00
calorie _{IT} , kilogram (nutrition) ^d	joule (J)	4.1868 E+03
calorie _{th} , kilogram (nutrition) ^d	joule (J)	4.184 E+03
calorie (mean), kilogram (nutrition) ^d	joule (J)	4.190 02 E+03
calorie _{th} per centimeter second degree Celsius [cal _{th} /(cm · s · °C)]	watt per meter kelvin [W/(m · K)]	4.184 E+02
calorie _{IT} per gram (cal _{IT} /g)	joule per kilogram (J/kg)	4.1868 E+03
calorie _{th} per gram (cal _{th} /g)	joule per kilogram (J/kg)	4.184 E+03
calorie _{IT} per gram degree Celsius [cal _{IT} /(g · °C)]	joule per kilogram kelvin [J/(kg · K)]	4.1868 E+03
calorie _{th} per gram degree Celsius [cal _{th} /(g · °C)]	joule per kilogram kelvin [J/(kg · K)]	4.184 E+03
calorie _{IT} per gram kelvin [cal _{IT} /(g · K)]	joule per kilogram kelvin [J/(kg · K)]	4.1868 E+03
calorie _{th} per gram kelvin [cal _{th} /(g · K)]	joule per kilogram kelvin [J/(kg · K)]	4.184 E+03
calorie _{th} per minute (cal _{th} /min)	watt (W)	6.973 333 E-02
calorie _{th} per second (cal _{th} /s)	watt (W)	4.184 E+00
calorie _{th} per square centimeter (cal _{th} /cm ²)	joule per square meter (J/m ²)	4.184 E+04
calorie _{th} per square centimeter minute [cal _{th} /(cm ² · min)]	watt per square meter (W/m ²)	6.973 333 E+02
calorie _{th} per square centimeter second [cal _{th} /(cm ² · s)]	watt per square meter (W/m ²)	4.184 E+04
candela per square inch (cd/in ²)	candela per square meter (cd/m ²)	1.550 003 E+03
carat, metric	kilogram (kg)	2.0 E-04
carat, metric	gram (g)	2.0 E-01
centimeter of mercury (0 °C) ^e	pascal (Pa)	1.333 22 E+03
centimeter of mercury (0 °C) ^e	kilopascal (kPa)	1.333 22 E+00
centimeter of mercury, conventional (cmHg) ^e	pascal (Pa)	1.333 224 E+03

^d The kilogram calorie or "large calorie" is an obsolete term used for the kilocalorie, which is the calorie used to express the energy content of foods. However, in practice, the prefix "kilo" is usually omitted.

^e Conversion factors for mercury manometer pressure units are calculated using the standard value for the acceleration of gravity and the density of mercury at the stated temperature. Additional digits are not justified because the definitions of the units do not take into account the compressibility of mercury or the change in density caused by the revised practical temperature scale, ITS-90. Similar comments also apply to water manometer pressure units. Conversion factors for conventional mercury and water manometer pressure units are based on ISO 31-3.

To convert from	to	Multiply by
centimeter of mercury, conventional (cmHg) ^e ...	kilopascal (kPa)	1.333 224 E+00
centimeter of water (4 °C) ^e	pascal (Pa)	9.806 38 E+01
centimeter of water, conventional (cmH ₂ O) ^e	pascal (Pa)	9.806 65 E+01
centipoise (cP)	pascal second (Pa · s)	1.0 E-03
centistokes (cSt)	meter squared per second (m ² /s)	1.0 E-06
chain (based on U.S. survey foot) (ch) ^a	meter (m)	2.011 684 E+01
circular mil	square meter (m ²)	5.067 075 E-10
circular mil	square millimeter (mm ²)	5.067 075 E-04
clo	square meter kelvin per watt (m ² · K/W)	1.55 E-01
cord (128 ft ³)	cubic meter (m ³)	3.624 556 E+00
cubic foot (ft ³)	cubic meter (m ³)	2.831 685 E-02
cubic foot per minute (ft ³ /min)	cubic meter per second (m ³ /s)	4.719 474 E-04
cubic foot per minute (ft ³ /min)	liter per second (L/s)	4.719 474 E-01
cubic foot per second (ft ³ /s)	cubic meter per second (m ³ /s)	2.831 685 E-02
cubic inch (in ³) ^f	cubic meter (m ³)	1.638 706 E-05
cubic inch per minute (in ³ /min)	cubic meter per second (m ³ /s)	2.731 177 E-07
cubic mile (mi ³)	cubic meter (m ³)	4.168 182 E+09
cubic yard (yd ³)	cubic meter (m ³)	7.645 549 E-01
cubic yard per minute (yd ³ /min)	cubic meter per second (m ³ /s)	1.274 258 E-02
cup (U.S.)	cubic meter (m ³)	2.365 882 E-04
cup (U.S.)	liter (L)	2.365 882 E-01
cup (U.S.)	milliliter (mL)	2.365 882 E+02
curie (Ci)	becquerel (Bq)	3.7 E+10
darcy ^g	meter squared (m ²)	9.869 233 E-13
day (d)	second (s)	8.64 E+04
day (sidereal)	second (s)	8.616 409 E+04
debye (D)	coulomb meter (C · m)	3.335 641 E-30
degree (angle) (°)	radian (rad)	1.745 329 E-02
degree Celsius (temperature) (°C)	kelvin (K)	$T/K = t/°C + 273.15$
degree Celsius (temperature interval) (°C)	kelvin (K)	1.0 E+00
degree centigrade (temperature) ^h	degree Celsius (°C)	$t/°C \approx t/\text{deg.cent.}$
degree centigrade (temperature interval) ^h	degree Celsius (°C)	1.0 E+00
degree Fahrenheit (temperature) (°F)	degree Celsius (°C)	$t/°C = (t/°F - 32)/1.8$
degree Fahrenheit (temperature) (°F)	kelvin (K)	$T/K = (t/°F + 459.67)/1.8$
degree Fahrenheit (temperature interval) (°F) ...	degree Celsius (°C)	5.555 556 E-01
degree Fahrenheit (temperature interval) (°F) ...	kelvin (K)	5.555 556 E-01
degree Fahrenheit hour per British thermal unit _{IT} (°F · h/Btu _{IT})	kelvin per watt (K/W)	1.895 634 E+00
degree Fahrenheit hour per British thermal unit _{th} (°F · h/Btu _{th})	kelvin per watt (K/W)	1.896 903 E+00
degree Fahrenheit hour square foot per British thermal unit _{IT} (°F · h · ft ² /Btu _{IT})	square meter kelvin per watt (m ² · K/W)	1.761 102 E-01
degree Fahrenheit hour square foot per British thermal unit _{th} (°F · h · ft ² /Btu _{th})	square meter kelvin per watt (m ² · K/W)	1.762 280 E-01
degree Fahrenheit hour square foot per British thermal unit _{IT} inch [°F · h · ft ² /(Btu _{IT} · in)]	meter kelvin per watt (m · K/W)	6.933 472 E+00
degree Fahrenheit hour square foot per British thermal unit _{th} inch [°F · h · ft ² /(Btu _{th} · in)]	meter kelvin per watt (m · K/W)	6.938 112 E+00
degree Fahrenheit second per British thermal unit _{IT} (°F · s/Btu _{IT})	kelvin per watt (K/W)	5.265 651 E-04
degree Fahrenheit second per British thermal unit _{th} (°F · s/Btu _{th})	kelvin per watt (K/W)	5.269 175 E-04
degree Rankine (°R)	kelvin (K)	$T/K = (T/°R)/1.8$
degree Rankine (temperature interval) (°R)	kelvin (K)	5.555 556 E-01
denier	kilogram per meter (kg/m)	1.111 111 E-07
denier	gram per meter (g/m)	1.111 111 E-04
dyne (dyn)	newton (N)	1.0 E-05
dyne centimeter (dyn · cm)	newton meter (N · m)	1.0 E-07
dyne per square centimeter (dyn/cm ²)	pascal (Pa)	1.0 E-01

^f The exact conversion factor is 1.638 706 4 E-05.^g The darcy is a unit for expressing the permeability of porous solids, not area.^h The centigrade temperature scale is obsolete; the degree centigrade is only approximately equal to the degree Celsius.

To convert from	to	Multiply by
electronvolt (eV).....	joule (J).....	1.602 177 E-19
EMU of capacitance (abfarad).....	farad (F).....	1.0 E+09
EMU of current (abampere).....	ampere (A).....	1.0 E+01
EMU of electric potential (abvolt).....	volt (V).....	1.0 E-08
EMU of inductance (abhenry).....	henry (H).....	1.0 E-09
EMU of resistance (abohm).....	ohm (Ω).....	1.0 E-09
erg (erg).....	joule (J).....	1.0 E-07
erg per second (erg/s).....	watt (W).....	1.0 E-07
erg per square centimeter second [erg/(cm ² · s)].....	watt per square meter (W/m ²).....	1.0 E-03
ESU of capacitance (statfarad).....	farad (F).....	1.112 650 E-12
ESU of current (statampere).....	ampere (A).....	3.335 641 E-10
ESU of electric potential (statvolt).....	volt (V).....	2.997 925 E+02
ESU of inductance (stathenry).....	henry (H).....	8.987 552 E+11
ESU of resistance (statohm).....	ohm (Ω).....	8.987 552 E+11
faraday (based on carbon 12).....	coulomb (C).....	9.648 531 E+04
fathom (based on U.S. survey foot) ^a	meter (m).....	1.828 804 E+00
fermi.....	meter (m).....	1.0 E-15
fermi.....	femtometer (fm).....	1.0 E+00
fluid ounce (U.S.) (fl oz).....	cubic meter (m ³).....	2.957 353 E-05
fluid ounce (U.S.) (fl oz).....	milliliter (mL).....	2.957 353 E+01
foot (ft).....	meter (m).....	3.048 E-01
foot (U.S. survey ft) ^a	meter (m).....	3.048 006 E-01
footcandle.....	lux (lx).....	1.076 391 E+01
footlambert.....	candela per square meter (cd/m ²).....	3.426 259 E+00
foot of mercury, conventional (ftHg) ^e	pascal (Pa).....	4.063 666 E+04
foot of mercury, conventional (ftHg) ^e	kilopascal (kPa).....	4.063 666 E+01
foot of water (39.2 °F) ^e	pascal (Pa).....	2.988 98 E+03
foot of water (39.2 °F) ^e	kilopascal (kPa).....	2.988 98 E+00
foot of water, conventional (ftH ₂ O) ^e	pascal (Pa).....	2.989 067 E+03
foot of water, conventional (ftH ₂ O) ^e	kilopascal (kPa).....	2.989 067 E+00
foot per hour (ft/h).....	meter per second (m/s).....	8.466 667 E-05
foot per minute (ft/min).....	meter per second (m/s).....	5.08 E-03
foot per second (ft/s).....	meter per second (m/s).....	3.048 E-01
foot per second squared (ft/s ²).....	meter per second squared (m/s ²).....	3.048 E-01
foot poundal.....	joule (J).....	4.214 011 E-02
foot pound-force (ft · lbf).....	joule (J).....	1.355 818 E+00
foot pound-force per hour (ft · lbf/h).....	watt (W).....	3.766 161 E-04
foot pound-force per minute (ft · lbf/min).....	watt (W).....	2.259 697 E-02
foot pound-force per second (ft · lbf/s).....	watt (W).....	1.355 818 E+00
foot to the fourth power (ft ⁴) ⁱ	meter to the fourth power (m ⁴).....	8.630 975 E-03
franklin (Fr).....	coulomb (C).....	3.335 641 E-10
gal (Gal).....	meter per second squared (m/s ²).....	1.0 E-02
gallon [Canadian and U.K. (Imperial)] (gal).....	cubic meter (m ³).....	4.546 09 E-03
gallon [Canadian and U.K. (Imperial)] (gal).....	liter (L).....	4.546 09 E+00
gallon (U.S.) (gal).....	cubic meter (m ³).....	3.785 412 E-03
gallon (U.S.) (gal).....	liter (L).....	3.785 412 E+00
gallon (U.S.) per day (gal/d).....	cubic meter per second (m ³ /s).....	4.381 264 E-08
gallon (U.S.) per day (gal/d).....	liter per second (L/s).....	4.381 264 E-05
gallon (U.S.) per horsepower hour [gal/(hp · h)].....	cubic meter per joule (m ³ /J).....	1.410 089 E-09
gallon (U.S.) per horsepower hour [gal/(hp · h)].....	liter per joule (L/J).....	1.410 089 E-06
gallon (U.S.) per minute (gpm)(gal/min).....	cubic meter per second (m ³ /s).....	6.309 020 E-05
gallon (U.S.) per minute (gpm)(gal/min).....	liter per second (L/s).....	6.309 020 E-02
gamma (γ).....	tesla (T).....	1.0 E-09
gauss (Gs, G).....	tesla (T).....	1.0 E-04
gilbert (Gi).....	ampere (A).....	7.957 747 E-01

ⁱ This is a unit for the quantity second moment of area, which is sometimes called the “moment of section” or “area moment of inertia” of a plane section about a specified axis.

To convert from	to	Multiply by
gill [Canadian and U.K. (Imperial)] (gi)	cubic meter (m ³)	1.420 653 E-04
gill [Canadian and U.K. (Imperial)] (gi)	liter (L)	1.420 653 E-01
gill (U.S.) (gi)	cubic meter (m ³)	1.182 941 E-04
gill (U.S.) (gi)	liter (L)	1.182 941 E-01
gon (also called grade) (gon)	radian (rad)	1.570 796 E-02
gon (also called grade) (gon)	degree (angle) (°)	9.0 E-01
grain (gr)	kilogram (kg)	6.479 891 E-05
grain (gr)	milligram (mg)	6.479 891 E+01
grain per gallon (U.S.) (gr/gal)	kilogram per cubic meter (kg/m ³)	1.711 806 E-02
grain per gallon (U.S.) (gr/gal)	milligram per liter (mg/L)	1.711 806 E+01
gram-force per square centimeter (gf/cm ²)	pascal (Pa)	9.806 65 E+01
gram per cubic centimeter (g/cm ³)	kilogram per cubic meter (kg/m ³)	1.0 E+03
hectare (ha)	square meter (m ²)	1.0 E+04
horsepower (550 ft · lbf/s) (hp)	watt (W)	7.456 999 E+02
horsepower (boiler)	watt (W)	9.809 50 E+03
horsepower (electric)	watt (W)	7.46 E+02
horsepower (metric)	watt (W)	7.354 988 E+02
horsepower (U.K.)	watt (W)	7.4570 E+02
horsepower (water)	watt (W)	7.460 43 E+02
hour (h)	second (s)	3.6 E+03
hour (sidereal)	second (s)	3.590 170 E+03
hundredweight (long, 112 lb)	kilogram (kg)	5.080 235 E+01
hundredweight (short, 100 lb)	kilogram (kg)	4.535 924 E+01
inch (in)	meter (m)	2.54 E-02
inch (in)	centimeter (cm)	2.54 E+00
inch of mercury (32 °F) ^e	pascal (Pa)	3.386 38 E+03
inch of mercury (32 °F) ^e	kilopascal (kPa)	3.386 38 E+00
inch of mercury (60 °F) ^e	pascal (Pa)	3.376 85 E+03
inch of mercury (60 °F) ^e	kilopascal (kPa)	3.376 85 E+00
inch of mercury, conventional (inHg) ^e	pascal (Pa)	3.386 389 E+03
inch of mercury, conventional (inHg) ^e	kilopascal (kPa)	3.386 389 E+00
inch of water (39.2 °F) ^e	pascal (Pa)	2.490 82 E+02
inch of water (60 °F) ^e	pascal (Pa)	2.4884 E+02
inch of water, conventional (inH ₂ O) ^e	pascal (Pa)	2.490 889 E+02
inch per second (in/s)	meter per second (m/s)	2.54 E-02
inch per second squared (in/s ²)	meter per second squared (m/s ²)	2.54 E-02
inch to the fourth power (in ⁴) ⁱ	meter to the fourth power (m ⁴)	4.162 314 E-07
kayser (K)	reciprocal meter (m ⁻¹)	1.0 E+02
kelvin (K)	degree Celsius (°C)	$t/^{\circ}\text{C} = T/\text{K} - 273.15$
kilocalorie _{IT} (kcal _{IT})	joule (J)	4.1868 E+03
kilocalorie _{th} (kcal _{th})	joule (J)	4.184 E+03
kilocalorie (mean) (kcal)	joule (J)	4.190 02 E+03
kilocalorie _{th} per minute (kcal _{th} /min)	watt (W)	6.973 333 E+01
kilocalorie _{th} per second (kcal _{th} /s)	watt (W)	4.184 E+03
kilogram-force (kgf)	newton (N)	9.806 65 E+00
kilogram-force meter (kgf · m)	newton meter (N · m)	9.806 65 E+00
kilogram-force per square centimeter (kgf/cm ²)	pascal (Pa)	9.806 65 E+04
kilogram-force per square centimeter (kgf/cm ²)	kilopascal (kPa)	9.806 65 E+01
kilogram-force per square meter (kgf/m ²)	pascal (Pa)	9.806 65 E+00
kilogram-force per square millimeter (kgf/mm ²)	pascal (Pa)	9.806 65 E+06
kilogram-force per square millimeter (kgf/mm ²)	megapascal (MPa)	9.806 65 E+00
kilogram-force second squared per meter (kgf · s ² /m)	kilogram (kg)	9.806 65 E+00
kilometer per hour (km/h)	meter per second (m/s)	2.777 778 E-01
kilopond (kilogram-force) (kp)	newton (N)	9.806 65 E+00
kilowatt hour (kW · h)	joule (J)	3.6 E+06
kilowatt hour (kW · h)	megajoule (MJ)	3.6 E+00

To convert from	to	Multiply by	
kip (1 kip=1000 lbf)	newton (N)	4.448 222	E+03
kip (1 kip=1000 lbf)	kilonewton (kN)	4.448 222	E+00
kip per square inch (ksi) (kip/in ²)	pascal (Pa)	6.894 757	E+06
kip per square inch (ksi) (kip/in ²)	kilopascal (kPa)	6.894 757	E+03
knot (nautical mile per hour)	meter per second (m/s)	5.144 444	E-01
lambert ⁱ	candela per square meter (cd/m ²)	3.183 099	E+03
langley (cal _{th} /cm ²)	joule per square meter (J/m ²)	4.184	E+04
light year (l.y.) ^k	meter (m)	9.460 73	E+15
liter (L) ^l	cubic meter (m ³)	1.0	E-03
lumen per square foot (lm/ft ²)	lux (lx)	1.076 391	E+01
maxwell (Mx)	weber (Wb)	1.0	E-08
mho	siemens (S)	1.0	E+00
microinch	meter (m)	2.54	E-08
microinch	micrometer (μm)	2.54	E-02
micron (μ)	meter (m)	1.0	E-06
micron (μ)	micrometer (μm)	1.0	E+00
mil (0.001 in)	meter (m)	2.54	E-05
mil (0.001 in)	millimeter (mm)	2.54	E-02
mil (angle)	radian (rad)	9.817 477	E-04
mil (angle)	degree (°)	5.625	E-02
mile (mi)	meter (m)	1.609 344	E+03
mile (mi)	kilometer (km)	1.609 344	E+00
mile (based on U.S. survey foot) (mi) ^a	meter (m)	1.609 347	E+03
mile (based on U.S. survey foot) (mi) ^a	kilometer (km)	1.609 347	E+00
mile, nautical ^m	meter (m)	1.852	E+03
mile per gallon (U.S.) (mpg) (mi/gal)	meter per cubic meter (m/m ³)	4.251 437	E+05
mile per gallon (U.S.) (mpg) (mi/gal)	kilometer per liter (km/L)	4.251 437	E-01
mile per gallon (U.S.) (mpg) (mi/gal) ⁿ	liter per 100 kilometer (L/100 km).....	divide 235.215 by number of miles per gallon	
mile per hour (mi/h)	meter per second (m/s)	4.4704	E-01
mile per hour (mi/h)	kilometer per hour (km/h)	1.609 344	E+00
mile per minute (mi/min)	meter per second (m/s)	2.682 24	E+01
mile per second (mi/s)	meter per second (m/s)	1.609 344	E+03
millibar (mbar)	pascal (Pa)	1.0	E+02
millibar (mbar)	kilopascal (kPa)	1.0	E-01
millimeter of mercury, conventional (mmHg) ^e	pascal (Pa)	1.333 224	E+02
millimeter of water, conventional (mmH ₂ O) ^e	pascal (Pa)	9.806 65	E+00
minute (angle) (')	radian (rad)	2.908 882	E-04
minute (min)	second (s)	6.0	E+01
minute (sidereal)	second (s)	5.983 617	E+01
nit	candela per meter squared (cd/m ²)	1.0	E+00
nox	lux (lx)	1.0	E-03
oersted (Oe)	ampere per meter (A/m)	7.957 747	E+01
ohm centimeter (Ω · cm)	ohm meter (Ω · m)	1.0	E-02
ohm circular-mil per foot	ohm meter (Ω · m)	1.662 426	E-09
ohm circular-mil per foot	ohm square millimeter per meter (Ω · mm ² /m)	1.662 426	E-03
ounce (avoirdupois) (oz)	kilogram (kg)	2.834 952	E-02
ounce (avoirdupois) (oz)	gram (g)	2.834 952	E+01
ounce (troy or apothecary) (oz)	kilogram (kg)	3.110 348	E-02
ounce (troy or apothecary) (oz)	gram (g)	3.110 348	E+01
ounce [Canadian and U.K. fluid (Imperial)] (fl oz)	cubic meter (m ³)	2.841 306	E-05

ⁱ The exact conversion factor is 10⁴/π.^k This conversion factor is based on 1 d = 86 400 s; and 1 Julian century = 36 525 d. (See *The Astronomical Almanac for the Year 1995*, page K6, U.S. Government Printing Office, Washington, DC, 1994.)^l In 1964 the General Conference on Weights and Measures reestablished the name "liter" as a special name for the cubic decimeter. Between 1901 and 1964 the liter was slightly larger (1.000 028 dm³); when one uses high-accuracy volume data of that time, this fact must be kept in mind.^m The value of this unit, 1 nautical mile = 1852 m, was adopted by the First International Extraordinary Hydrographic Conference, Monaco, 1929, under the name "International nautical mile."ⁿ For converting fuel economy, as used in the U.S., to fuel consumption.

To convert from	to	Multiply by
ounce [Canadian and U.K. fluid (Imperial)] (fl oz)	milliliter (mL)	2.841 306 E+01
ounce (U.S. fluid) (fl oz)	cubic meter (m ³)	2.957 353 E-05
ounce (U.S. fluid) (fl oz)	milliliter (mL)	2.957 353 E+01
ounce (avoirdupois)-force (ozf)	newton (N)	2.780 139 E-01
ounce (avoirdupois)-force inch (ozf · in)	newton meter (N · m)	7.061 552 E-03
ounce (avoirdupois)-force inch (ozf · in)	millinewton meter (mN · m)	7.061 552 E+00
ounce (avoirdupois) per cubic inch (oz/in ³)	kilogram per cubic meter (kg/m ³)	1.729 994 E+03
ounce (avoirdupois) per gallon [Canadian and U.K. (Imperial)] (oz/gal)	kilogram per cubic meter (kg/m ³)	6.236 023 E+00
ounce (avoirdupois) per gallon [Canadian and U.K. (Imperial)] (oz/gal)	gram per liter (g/L)	6.236 023 E+00
ounce (avoirdupois) per gallon (U.S.)(oz/gal)	kilogram per cubic meter (kg/m ³)	7.489 152 E+00
ounce (avoirdupois) per gallon (U.S.)(oz/gal)	gram per liter (g/L)	7.489 152 E+00
ounce (avoirdupois) per square foot (oz/ft ²)	kilogram per square meter (kg/m ²)	3.051 517 E-01
ounce (avoirdupois) per square inch (oz/in ²)	kilogram per square meter (kg/m ²)	4.394 185 E+01
ounce (avoirdupois) per square yard(oz/yd ²)	kilogram per square meter (kg/m ²)	3.390 575 E-02
parsec (pc)	meter (m)	3.085 678 E+16
peck (U.S.) (pk)	cubic meter (m ³)	8.809 768 E-03
peck (U.S.) (pk)	liter (L)	8.809 768 E+00
pennyweight (dwt)	kilogram (kg)	1.555 174 E-03
pennyweight (dwt)	gram (g)	1.555 174 E+00
perm (0 °C)	kilogram per pascal second square meter [kg/(Pa · s · m ²)]	5.721 35 E-11
perm (23 °C)	kilogram per pascal second square meter [kg/(Pa · s · m ²)]	5.745 25 E-11
perm inch (0 °C)	kilogram per pascal second meter [kg/(Pa · s · m)]	1.453 22 E-12
perm inch (23 °C)	kilogram per pascal second meter [kg/(Pa · s · m)]	1.459 29 E-12
phot (ph)	lux (lx)	1.0 E+04
pica (computer) (1/6 in)	meter (m)	4.233 333 E-03
pica (computer) (1/6 in)	millimeter (mm)	4.233 333 E+00
pica (printer's)	meter (m)	4.217 518 E-03
pica (printer's)	millimeter (mm)	4.217 518 E+00
pint (U.S. dry) (dry pt)	cubic meter (m ³)	5.506 105 E-04
pint (U.S. dry) (dry pt)	liter (L)	5.506 105 E-01
pint (U.S. liquid) (liq pt)	cubic meter (m ³)	4.731 765 E-04
pint (U.S. liquid) (liq pt)	liter (L)	4.731 765 E-01
point (computer) (1/72 in)	meter (m)	3.527 778 E-04
point (computer) (1/72 in)	millimeter (mm)	3.527 778 E-01
point (printer's)	meter (m)	3.514 598 E-04
point (printer's)	millimeter (mm)	3.514 598 E-01
poise (P)	pascal second (Pa · s)	1.0 E-01
pound (avoirdupois) (lb) ^o	kilogram (kg)	4.535 924 E-01
pound (troy or apothecary) (lb)	kilogram (kg)	3.732 417 E-01
poundal	newton (N)	1.382 550 E-01
poundal per square foot	pascal (Pa)	1.488 164 E+00
poundal second per square foot	pascal second (Pa · s)	1.488 164 E+00
pound foot squared (lb · ft ²)	kilogram meter squared (kg · m ²)	4.214 011 E-02
pound-force (lbf) ^p	newton (N)	4.448 222 E+00
pound-force foot (lbf · ft)	newton meter (N · m)	1.355 818 E+00
pound-force foot per inch (lbf · ft/in)	newton meter per meter (N · m/m)	5.337 866 E+01
pound-force inch (lbf · in)	newton meter (N · m)	1.129 848 E-01
pound-force inch per inch (lbf · in/in)	newton meter per meter (N · m/m)	4.448 222 E+00
pound-force per foot (lbf/ft)	newton per meter (N/m)	1.459 390 E+01
pound-force per inch (lbf/in)	newton per meter (N/m)	1.751 268 E+02
pound-force per pound (lbf/lb) (thrust to mass ratio)	newton per kilogram (N/kg)	9.806 65 E+00

^o The exact conversion factor is 4.535 923 7 E-01. All units that contain the pound refer to the avoirdupois pound unless otherwise specified.

^p If the local value of the acceleration of free fall is taken as $g_n = 9.806 65 \text{ m/s}^2$ (the standard value), the exact conversion factor is 4.448 221 615 260 5 E+00.

To convert from	to	Multiply by
pound-force per square foot (lbf/ft ²)	pascal (Pa)	4.788 026 E+01
pound-force per square inch (psi) (lbf/in ²)	pascal (Pa)	6.894 757 E+03
pound-force per square inch (psi) (lbf/in ²)	kilopascal (kPa)	6.894 757 E+00
pound-force second per square foot (lbf · s/ft ²)	pascal second (Pa · s)	4.788 026 E+01
pound-force second per square inch (lbf · s/in ²)	pascal second (Pa · s)	6.894 757 E+03
pound inch squared (lb · in ²)	kilogram meter squared (kg · m ²)	2.926 397 E-04
pound per cubic foot (lb/ft ³)	kilogram per cubic meter (kg/m ³)	1.601 846 E+01
pound per cubic inch (lb/in ³)	kilogram per cubic meter (kg/m ³)	2.767 990 E+04
pound per cubic yard (lb/yd ³)	kilogram per cubic meter (kg/m ³)	5.932 764 E-01
pound per foot (lb/ft)	kilogram per meter (kg/m)	1.488 164 E+00
pound per foot hour [lb/(ft · h)]	pascal second (Pa · s)	4.133 789 E-04
pound per foot second [lb/(ft · s)]	pascal second (Pa · s)	1.488 164 E+00
pound per gallon [Canadian and U.K. (Imperial)] (lb/gal)	kilogram per cubic meter (kg/m ³)	9.977 637 E+01
pound per gallon [Canadian and U.K. (Imperial)] (lb/gal)	kilogram per liter (kg/L)	9.977 637 E-02
pound per gallon (U.S.) (lb/gal)	kilogram per cubic meter (kg/m ³)	1.198 264 E+02
pound per gallon (U.S.) (lb/gal)	kilogram per liter (kg/L)	1.198 264 E-01
pound per horsepower hour [lb/(hp · h)]	kilogram per joule (kg/J)	1.689 659 E-07
pound per hour (lb/h)	kilogram per second (kg/s)	1.259 979 E-04
pound per inch (lb/in)	kilogram per meter (kg/m)	1.785 797 E+01
pound per minute (lb/min)	kilogram per second (kg/s)	7.559 873 E-03
pound per second (lb/s)	kilogram per second (kg/s)	4.535 924 E-01
pound per square foot (lb/ft ²)	kilogram per square meter (kg/m ²)	4.882 428 E+00
pound per square inch (not pound-force) (lb/in ²)	kilogram per square meter (kg/m ²)	7.030 696 E+02
pound per yard (lb/yd)	kilogram per meter (kg/m)	4.960 546 E-01
psi (pound-force per square inch) (lbf/in ²)	pascal (Pa)	6.894 757 E+03
psi (pound-force per square inch) (lbf/in ²)	kilopascal (kPa)	6.894 757 E+00
quad (10 ¹⁵ Btu _T) ^c	joule (J)	1.055 056 E+18
quart (U.S. dry) (dry qt)	cubic meter (m ³)	1.101 221 E-03
quart (U.S. dry) (dry qt)	liter (L)	1.101 221 E+00
quart (U.S. liquid) (liq qt)	cubic meter (m ³)	9.463 529 E-04
quart (U.S. liquid) (liq qt)	liter (L)	9.463 529 E-01
rad (absorbed dose) (rad)	gray (Gy)	1.0 E-02
rem (rem)	sievert (Sv)	1.0 E-02
revolution (r)	radian (rad)	6.283 185 E+00
revolution per minute (rpm) (r/min)	radian per second (rad/s)	1.047 198 E-01
rhe	reciprocal pascal second [(Pa · s) ⁻¹]	1.0 E+01
rod (based on U.S. survey foot) (rd) ^a	meter (m)	5.029 210 E+00
roentgen (R)	coulomb per kilogram (C/kg)	2.58 E-04
rpm (revolution per minute) (r/min)	radian per second (rad/s)	1.047 198 E-01
second (angle) (")	radian (rad)	4.848 137 E-06
second (sidereal)	second (s)	9.972 696 E-01
shake	second (s)	1.0 E-08
shake	nanosecond (ns)	1.0 E+01
skot	candela per meter squared (cd/m ²)	3.183 098 E-04
slug (slug)	kilogram (kg)	1.459 390 E+01
slug per cubic foot (slug/ft ³)	kilogram per cubic meter (kg/m ³)	5.153 788 E+02
slug per foot second [slug/(ft · s)]	pascal second (Pa · s)	4.788 026 E+01
square foot (ft ²)	square meter (m ²)	9.290 304 E-02
square foot per hour (ft ² /h)	square meter per second (m ² /s)	2.580 64 E-05
square foot per second (ft ² /s)	square meter per second (m ² /s)	9.290 304 E-02
square inch (in ²)	square meter (m ²)	6.4516 E-04
square inch (in ²)	square centimeter (cm ²)	6.4516 E+00
square mile (mi ²)	square meter (m ²)	2.589 988 E+06
square mile (mi ²)	square kilometer (km ²)	2.589 988 E+00

To convert from	to	Multiply by
square mile		
(based on U.S. survey foot) (mi ²) ^a	square meter (m ²)	2.589 998 E+06
square mile		
(based on U.S. survey foot) (mi ²) ^a	square kilometer (km ²)	2.589 998 E+00
square yard (yd ²)	square meter (m ²)	8.361 274 E-01
statampere	ampere (A)	3.335 641 E-10
statcoulomb	coulomb (C)	3.335 641 E-10
statfarad	farad (F)	1.112 650 E-12
stathenry	henry (H)	8.987 552 E+11
statmho	siemens (S)	1.112 650 E-12
statohm	ohm (Ω)	8.987 552 E+11
statvolt	volt (V)	2.997 925 E+02
stere (st)	cubic meter (m ³)	1.0 E+00
stilb (sb)	candela per square meter (cd/m ²)	1.0 E+04
stokes (St)	meter squared per second (m ² /s)	1.0 E-04
tablespoon	cubic meter (m ³)	1.478 676 E-05
tablespoon	milliliter (mL)	1.478 676 E+01
teaspoon	cubic meter (m ³)	4.928 922 E-06
teaspoon	milliliter (mL)	4.928 922 E+00
tex	kilogram per meter (kg/m)	1.0 E-06
therm (EC) ^a	joule (J)	1.055 06 E+08
therm (U.S.) ^a	joule (J)	1.054 804 E+08
ton, assay (AT)	kilogram (kg)	2.916 667 E-02
ton, assay (AT)	gram (g)	2.916 667 E+01
ton-force (2000 lbf)	newton (N)	8.896 443 E+03
ton-force (2000 lbf)	kilonewton (kN)	8.896 443 E+00
ton, long (2240 lb)	kilogram (kg)	1.016 047 E+03
ton, long, per cubic yard	kilogram per cubic meter (kg/m ³)	1.328 939 E+03
ton, metric (t)	kilogram (kg)	1.0 E+03
tonne (called "metric ton" in U.S.) (t)	kilogram (kg)	1.0 E+03
ton of refrigeration (12 000 Btu _{IT} /h)	watt (W)	3.516 853 E+03
ton of TNT (energy equivalent) ^c	joule (J)	4.184 E+09
ton, register	cubic meter (m ³)	2.831 685 E+00
ton, short (2000 lb)	kilogram (kg)	9.071 847 E+02
ton, short, per cubic yard	kilogram per cubic meter (kg/m ³)	1.186 553 E+03
ton, short, per hour	kilogram per second (kg/s)	2.519 958 E-01
torr (Torr)	pascal (Pa)	1.333 224 E+02
unit pole	weber (Wb)	1.256 637 E-07
watt hour (W · h)	joule (J)	3.6 E+03
watt per square centimeter (W/cm ²)	watt per square meter (W/m ²)	1.0 E+04
watt per square inch (W/in ²)	watt per square meter (W/m ²)	1.550 003 E+03
watt second (W · s)	joule (J)	1.0 E+00
yard (yd)	meter (m)	9.144 E-01
year (365 days)	second (s)	3.1536 E+07
year (sidereal)	second (s)	3.155 815 E+07
year (tropical)	second (s)	3.155 693 E+07

^a The therm (EC) is legally defined in the Council Directive of 20 December 1979, Council of the European Communities (now the European Union, EU). The therm (U.S.) is legally defined in the Federal Register of July 27, 1968. Although the therm (EC), which is based on the International Table Btu, is frequently used by engineers in the United States, the therm (U.S.) is the legal unit used by the U.S. natural gas industry.

^c Defined (not measured) value.

CONVERSION OF TEMPERATURES

From	To	
Celsius	Fahrenheit	$t_{\text{F}}/^{\circ}\text{F} = (9/5) t/^{\circ}\text{C} + 32$
	Kelvin	$T/\text{K} = t/^{\circ}\text{C} + 273.15$
	Rankine	$T/^{\circ}\text{R} = (9/5) (t/^{\circ}\text{C} + 273.15)$
Fahrenheit	Celsius	$t/^{\circ}\text{C} = (5/9) [(t_{\text{F}}/^{\circ}\text{F}) - 32]$
	Kelvin	$T/\text{K} = (5/9) [(t_{\text{F}}/^{\circ}\text{F}) - 32] + 273.15$
	Rankine	$T/^{\circ}\text{R} = t_{\text{F}}/^{\circ}\text{F} + 459.67$
Kelvin	Celsius	$t/^{\circ}\text{C} = T/\text{K} - 273.15$
	Rankine	$T/^{\circ}\text{R} = (9/5) T/\text{K}$
Rankine	Fahrenheit	$t_{\text{F}}/^{\circ}\text{F} = T/^{\circ}\text{R} - 459.67$
	Kelvin	$T/\text{K} = (5/9) T/^{\circ}\text{R}$

Definition of symbols:

- T = thermodynamic (absolute) temperature
- t = Celsius temperature (the symbol θ is also used for Celsius temperature)
- t_{F} = Fahrenheit temperature

Designation of Large Numbers		
	U.S.A.	Other countries
10^6	million	million
10^9	billion	milliard
10^{12}	trillion	billion
10^{15}	quadrillion	billiard
10^{18}	quintillion	trillion
100^{100}	googol	
10^{googol}	googolplex	

CONVERSION FACTORS FOR ENERGY UNITS

If greater accuracy is required, use the Energy Equivalents section of the Fundamental Physical Constants table.

	Wavenumber $\tilde{\nu}$ cm^{-1}	Frequency ν MHz	Energy E aJ	Energy E eV	Energy E E_h	Molar energy E_m kJ/mol	Molar energy E_m kcal/mol	Temperature T K
$\tilde{\nu}$: 1 cm^{-1}	$\doteq 1$	2.997925×10^4	1.986447×10^{-5}	1.239842×10^{-4}	4.556335×10^{-6}	11.96266×10^{-3}	2.85914×10^{-3}	1.438769
ν : 1 MHz	$\doteq 3.33564 \times 10^{-5}$	1	6.626076×10^{-10}	4.135669×10^{-9}	1.519830×10^{-10}	3.990313×10^{-7}	9.53708×10^{-8}	4.79922×10^{-5}
1 aJ	$\doteq 50341.1$	1.509189×10^9	1	6.241506	0.2293710	602.2137	143.9325	7.24292×10^4
E : 1 eV	$\doteq 8065.54$	2.417988×10^8	0.1602177	1	3.674931×10^{-2}	96.4853	23.0605	1.16045×10^4
E_h	$\doteq 219474.63$	6.579684×10^9	4.359748	27.2114	1	2625.500	627.510	3.15773×10^5
E_m : 1 kJ/mol	$\doteq 83.5935$	2.506069×10^6	1.660540×10^{-3}	1.036427×10^{-2}	3.808798×10^{-4}	1	0.239006	120.272
1 kcal/mol	$\doteq 349.755$	1.048539×10^7	6.947700×10^{-3}	4.336411×10^{-2}	1.593601×10^{-3}	4.184	1	503.217
T : 1 K	$\doteq 0.695039$	2.08367×10^4	1.380658×10^{-5}	8.61738×10^{-5}	3.16683×10^{-6}	8.31451×10^{-3}	1.98722×10^{-3}	1

Examples of the use of this table:

$$1 \text{ aJ} \doteq 50341 \text{ cm}^{-1}$$

$$1 \text{ eV} \doteq 96.4853 \text{ kJ mol}^{-1}$$

The symbol \doteq should be read as meaning corresponds to or is equivalent to.

$$E = h\nu = hc\tilde{\nu} = kT; E_m = N_A E; E_h \text{ is the Hartree energy.}$$

CONVERSION FACTORS FOR PRESSURE UNITS

	Pa	kPa	MPa	bar	atm	Torr	μmHg	psi
Pa	1	0.001	0.000001	0.00001	9.8692×10^{-6}	0.0075006	7.5006	0.0001450377
kPa	1000	1	0.001	0.01	0.0098692	7.5006	7500.6	0.1450377
MPa	1000000	1000	1	10	9.8692	7500.6	7500600	145.0377
bar	100000	100	0.1	1	0.98692	750.06	750060	14.50377
atm	101325	101.325	0.101325	1.01325	1	760	760000	14.69594
Torr	133.322	0.133322	0.000133322	0.00133322	0.00131579	1	1000	0.01933672
μmHg	0.133322	0.000133322	1.33322×10^{-7}	1.33322×10^{-6}	1.31579×10^{-6}	0.001	1	1.933672×10^{-5}
psi	6894.757	6.894757	0.006894757	0.06894757	0.068046	51.7151	51715.1	1

To convert a pressure value from a unit in the left-hand column to a new unit, multiply the value by the factor appearing in the column for the new unit. For example:

$$1 \text{ kPa} = 9.8692 \times 10^{-3} \text{ atm}$$

$$1 \text{ Torr} = 1.33322 \times 10^{-4} \text{ MPa}$$

Notes: μmHg is often referred to as “micron”

Torr is essentially identical to mmHg

psi is an abbreviation for the unit pound–force per square inch

psia (as a term for a physical quantity) implies the true (absolute) pressure

psig implies the true pressure minus the local atmospheric pressure

CONVERSION FACTORS FOR THERMAL CONDUCTIVITY UNITS

MULTIPLY ↓
by

appropriate
factor to
OBTAIN →

	$\text{Btu}_{\text{T}} \text{ h}^{-1} \text{ ft}^{-1} \text{ }^{\circ}\text{F}^{-1}$	$\text{Btu}_{\text{T}} \text{ in. h}^{-1} \text{ ft}^{-2} \text{ }^{\circ}\text{F}^{-1}$	$\text{Btu}_{\text{th}} \text{ h}^{-1} \text{ ft}^{-1} \text{ }^{\circ}\text{F}^{-1}$	$\text{Btu}_{\text{th}} \text{ in. h}^{-1} \text{ ft}^{-2} \text{ }^{\circ}\text{F}^{-1}$	$\text{cal}_{\text{T}} \text{ s}^{-1} \text{ cm}^{-1} \text{ }^{\circ}\text{C}^{-1}$	$\text{cal}_{\text{th}} \text{ s}^{-1} \text{ cm}^{-1} \text{ }^{\circ}\text{C}^{-1}$	$\text{kcal}_{\text{th}} \text{ h}^{-1} \text{ m}^{-1} \text{ }^{\circ}\text{C}^{-1}$	$\text{J s}^{-1} \text{ cm}^{-1} \text{ K}^{-1}$	$\text{W cm}^{-1} \text{ K}^{-1}$	$\text{W m}^{-1} \text{ K}^{-1}$	$\text{mW cm}^{-1} \text{ K}^{-1}$
$\text{Btu}_{\text{T}} \text{ h}^{-1} \text{ ft}^{-1} \text{ }^{\circ}\text{F}^{-1}$	1	12	1.00067	12.0080	4.13379×10^{-3}	4.13656×10^{-3}	1.48916	1.73073×10^{-2}	1.73073×10^{-2}	1.73073	17.3073
$\text{Btu}_{\text{T}} \text{ in. h}^{-1} \text{ ft}^{-2} \text{ }^{\circ}\text{F}^{-1}$	8.33333×10^{-2}	1	8.33891×10^{-2}	1.00067	3.44482×10^{-4}	3.44713×10^{-4}	0.124097	1.44228×10^{-3}	1.44228×10^{-3}	0.144228	1.44228
$\text{Btu}_{\text{th}} \text{ h}^{-1} \text{ ft}^{-1} \text{ }^{\circ}\text{F}^{-1}$	0.999331	11.9920	1	12	4.13102×10^{-3}	4.13379×10^{-3}	1.48816	1.72958×10^{-2}	1.72958×10^{-2}	1.72958	17.2958
$\text{Btu}_{\text{th}} \text{ in. h}^{-1} \text{ ft}^{-2} \text{ }^{\circ}\text{F}^{-1}$	8.32776×10^{-2}	0.999331	8.33333×10^{-2}	1	3.44252×10^{-4}	3.44482×10^{-4}	0.124014	1.44131×10^{-3}	1.44131×10^{-3}	0.144131	1.44131
$\text{cal}_{\text{T}} \text{ s}^{-1} \text{ cm}^{-1} \text{ }^{\circ}\text{C}^{-1}$	2.41909×10^2	2.90291×10^3	2.42071×10^2	2.90485×10^3	1	1.00067	3.60241×10^2	4.1868	4.1868	4.1868×10^2	4.1868×10^3
$\text{cal}_{\text{th}} \text{ s}^{-1} \text{ cm}^{-1} \text{ }^{\circ}\text{C}^{-1}$	2.41747×10^2	2.90096×10^3	2.41909×10^2	2.90291×10^3	0.999331	1	3.6×10^2	4.184	4.184	4.184×10^2	4.184×10^3
$\text{kcal}_{\text{th}} \text{ h}^{-1} \text{ m}^{-1} \text{ }^{\circ}\text{C}^{-1}$	0.671520	8.05824	0.671969	8.06363	2.77592×10^{-3}	2.77778×10^{-3}	1	1.16222×10^{-2}	1.16222×10^{-2}	1.16222	11.6222
$\text{J s}^{-1} \text{ cm}^{-1} \text{ K}^{-1}$	57.7789	6.93347×10^2	57.8176	6.93811×10^2	0.238846	0.239006	86.0421	1	1	1×10^2	1×10^3
$\text{W cm}^{-1} \text{ K}^{-1}$	57.7789	6.93347×10^2	57.8176	6.93811×10^2	0.238846	0.239006	86.0421	1	1	1×10^2	1×10^3
$\text{W m}^{-1} \text{ K}^{-1}$	0.577789	6.93347	0.578176	6.93811	2.38846×10^{-3}	2.39006×10^{-3}	0.860421	1×10^{-2}	1×10^{-2}	1	10
$\text{mW cm}^{-1} \text{ K}^{-1}$	5.77789×10^{-2}	0.693347	5.78176×10^{-2}	0.693811	2.38846×10^{-4}	2.39006×10^{-4}	8.60421×10^{-2}	1×10^{-3}	1×10^{-3}	0.1	1

CONVERSION FACTORS FOR ELECTRICAL RESISTIVITY UNITS

To convert FROM ↓
multiply by appropriate
factor to OBTAIN →

	$\text{ab}\Omega \text{ cm}$	$\mu\Omega \text{ cm}$	$\Omega \text{ cm}$	$\text{Stat}\Omega \text{ cm}$	$\Omega \text{ m}$	$\Omega \text{ cir. mil ft}^{-1}$	$\Omega \text{ in.}$	$\Omega \text{ ft}$
abohm centimeter	1	1×10^{-3}	10^{-9}	1.113×10^{-21}	10^{-11}	6.015×10^{-3}	3.937×10^{-10}	3.281×10^{-11}
microhm centimeter	10^3	1	10^{-6}	1.113×10^{-18}	10^{-8}	6.015	3.937×10^{-7}	3.281×10^{-6}
ohm centimeter	10^9	10^6	1	1.113×10^{-12}	1×10^{-2}	6.015×10^6	3.937×10^{-1}	3.281×10^{-2}
statohm centimeter (esu)	8.987×10^{20}	8.987×10^{17}	8.987×10^{11}	1	8.987×10^9	5.406×10^{18}	3.538×10^{11}	2.949×10^{10}
ohm meter	10^{11}	10^8	10^2	1.113×10^{-10}	1	6.015×10^8	3.937×10^1	3.281
ohm circular mil per foot	1.662×10^2	1.662×10^{-1}	1.662×10^{-7}	1.850×10^{-19}	1.662×10^{-9}	1	6.54×10^{-6}	5.45×10^{-9}
ohm inch	2.54×10^9	2.54×10^6	2.54	2.827×10^{-12}	2.54×10^{-2}	1.528×10^7	1	8.3×10^{-2}
ohm foot	3.048×10^{10}	3.048×10^7	3.048×10^{-1}	3.3924×10^{-11}	3.048×10^{-1}	1.833×10^8	12	1

CONVERSION FORMULAS FOR CONCENTRATION OF SOLUTIONS

A = Weight percent of solute
 B = Molecular weight of solvent
 E = Molecular weight of solute
 F = Grams of solute per liter of solution

G = Molality
 M = Molarity
 N = Mole fraction
 R = Density of solution in grams per milliliter

Concentration of solute—SOUGHT	Concentration of solute—GIVEN				
	A	N	G	M	F
A	—	$\frac{100N \times E}{N \times E + (1 - N)B}$	$\frac{100G \times E}{1000 + G \times E}$	$\frac{M \times E}{10R}$	$\frac{F}{10R}$
N	$\frac{\frac{A}{E} + \frac{100 - A}{B}}{\frac{A}{E} + \frac{100 - A}{B}}$	—	$\frac{B \times G}{B \times G + 1000}$	$\frac{B \times M}{M(B - E) + 1000R}$	$\frac{B \times F}{F(B - E) + 1000R \times E}$
G	$\frac{1000A}{E(100 - A)}$	$\frac{1000N}{B - N \times B}$	—	$\frac{1000M}{1000R - (M \times E)}$	$\frac{1000F}{E(1000R - F)}$
M	$\frac{10R \times A}{E}$	$\frac{1000R \times N}{N \times E + (1 - N)B}$	$\frac{1000R \times G}{1000 + E \times G}$	—	$\frac{F}{E}$
F	$10AR$	$\frac{1000R \times N \times E}{N \times E + (1 - N)B}$	$\frac{1000R \times G \times E}{1000 + G \times E}$	$M \times E$	—

DESCRIPTIVE TERMS FOR SOLUBILITY

This table lists approximate solubility as indicated by one of the following descriptive terms as defined by USP32-NF27 [1].

Reference

1. *The Pharmacopeia of the United States of America*, 32nd Revision and *The National Formulary*, 27th Ed. (General Notices and Requirements), pp. 1–12, 2009.

Descriptive Term	Parts of Solvent Required for 1 Part of Solute
Very soluble	Less than 1
Freely soluble	From 1 to 10
Soluble	From 10 to 30
Sparingly soluble	From 30 to 100
Slightly soluble	From 100 to 1000
Very slightly soluble	From 1000 to 10000
Practically insoluble, or Insoluble	Greater than or equal to 10000

CONVERSION FACTORS FOR CHEMICAL KINETICS

Equivalent Second Order Rate Constants

A \ B	B							
	$\text{cm}^3 \text{mol}^{-1} \text{s}^{-1}$	$\text{dm}^3 \text{mol}^{-1} \text{s}^{-1}$	$\text{m}^3 \text{mol}^{-1} \text{s}^{-1}$	$\text{cm}^3 \text{molecule}^{-1} \text{s}^{-1}$	$(\text{mmHg})^{-1} \text{s}^{-1}$	$\text{atm}^{-1} \text{s}^{-1}$	$\text{ppm}^{-1} \text{min}^{-1}$	$\text{m}^2 \text{kN}^{-1} \text{s}^{-1}$
$1 \text{ cm}^3 \text{mol}^{-1} \text{s}^{-1} =$	1	10^{-3}	10^{-6}	1.66×10^{-24}	$1.604 \times 10^{-5} T^{-1}$	$1.219 \times 10^{-2} T^{-1}$	2.453×10^{-9}	$1.203 \times 10^{-4} T^{-1}$
$1 \text{ dm}^3 \text{mol}^{-1} \text{s}^{-1} =$	10^3	1	10^{-3}	1.66×10^{-21}	$1.604 \times 10^{-2} T^{-1}$	$12.19 T^{-1}$	2.453×10^{-6}	$1.203 \times 10^{-1} T^{-1}$
$1 \text{ m}^3 \text{mol}^{-1} \text{s}^{-1} =$	10^6	10^3	1	1.66×10^{-18}	$16.04 T^{-1}$	$1.219 \times 10^4 T^{-1}$	2.453×10^{-3}	$120.3 T^{-1}$
$1 \text{ cm}^3 \text{molecule}^{-1} \text{s}^{-1} =$	6.023×10^{23}	6.023×10^{20}	6.023×10^{17}	1	$9.658 \times 10^{18} T^{-1}$	$7.34 \times 10^{21} T^{-1}$	1.478×10^{15}	$7.244 \times 10^{19} T^{-1}$
$1 (\text{mmHg})^{-1} \text{s}^{-1} =$	$6.236 \times 10^4 T$	$62.36 T$	$6.236 \times 10^{-2} T$	$1.035 \times 10^{-19} T$	1	760	4.56×10^{-2}	7.500
$1 \text{ atm}^{-1} \text{s}^{-1} =$	$82.06 T$	$8.206 \times 10^{-2} T$	$8.206 \times 10^{-5} T$	$1.362 \times 10^{-22} T$	1.316×10^{-3}	1	6×10^{-5}	9.869×10^{-3}
$1 \text{ ppm}^{-1} \text{min}^{-1} =$ at 298 K, 1 atm total pressure	4.077×10^8	4.077×10^5	407.7	6.76×10^{-16}	21.93	1.667×10^4	1	164.5
$1 \text{ m}^2 \text{kN}^{-1} \text{s}^{-1} =$	$8314 T$	$8.314 T$	$8.314 \times 10^{-3} T$	$1.38 \times 10^{-20} T$	0.1333	101.325	6.079×10^{-3}	1

To convert a rate constant from one set of units A to a new set B find the conversion factor for the row A under column B and multiply the old value by it, e.g. to convert $\text{cm}^3 \text{molecule}^{-1} \text{s}^{-1}$ to $\text{m}^3 \text{mol}^{-1} \text{s}^{-1}$ multiply by 6.023×10^{17} .

Table adapted from High Temperature Reaction Rate Data No. 5, The University, Leeds (1970).

Equivalent Third Order Rate Constants

A \ B	B							
	$\text{cm}^6 \text{mol}^{-2} \text{s}^{-1}$	$\text{dm}^6 \text{mol}^{-1} \text{s}^{-1}$	$\text{m}^6 \text{mol}^{-2} \text{s}^{-1}$	$\text{cm}^6 \text{molecule}^{-2} \text{s}^{-1}$	$(\text{mmHg})^{-2} \text{s}^{-1}$	$\text{atm}^{-2} \text{s}^{-1}$	$\text{ppm}^{-2} \text{min}^{-1}$	$\text{m}^4 \text{kN}^{-2} \text{s}^{-1}$
$1 \text{ cm}^6 \text{mol}^{-2} \text{s}^{-1} =$	1	10^{-6}	10^{-12}	2.76×10^{-48}	$2.57 \times 10^{-10} T^{-2}$	$1.48 \times 10^{-4} T^{-2}$	1.003×10^{-19}	$1.477 \times 10^{-8} T^{-2}$
$1 \text{ dm}^6 \text{mol}^{-2} \text{s}^{-1} =$	10^6	1	10^{-6}	2.76×10^{-42}	$2.57 \times 10^{-4} T^{-2}$	$148 T^{-2}$	1.003×10^{-13}	$1.477 \times 10^{-2} T^{-2}$
$1 \text{ m}^6 \text{mol}^{-2} \text{s}^{-1} =$	10^{12}	10^6	1	2.76×10^{-36}	$257 T^{-2}$	$1.48 \times 10^8 T^{-2}$	1.003×10^{-7}	$1.477 \times 10^4 T^{-2}$
$1 \text{ cm}^6 \text{molecule}^{-2} \text{s}^{-1} =$	3.628×10^{47}	3.628×10^{41}	3.628×10^{35}	1	$9.328 \times 10^{37} T^{-2}$	$5.388 \times 10^{43} T^{-2}$	3.64×10^{28}	$5.248 \times 10^{39} T^{-2}$
$1 (\text{mmHg})^{-2} \text{s}^{-1} =$	$3.89 \times 10^9 T^2$	$3.89 \times 10^3 T^2$	$3.89 \times 10^{-3} T^2$	$1.07 \times 10^{-38} T^2$	1	5.776×10^5	3.46×10^{-5}	56.25
$1 \text{ atm}^{-2} \text{s}^{-1} =$	$6.733 \times 10^3 T^2$	$6.733 \times 10^{-3} T^2$	$6.733 \times 10^{-9} T^2$	$1.86 \times 10^{-44} T^2$	1.73×10^{-6}	1	6×10^{-11}	9.74×10^{-5}
$1 \text{ ppm}^{-2} \text{min}^{-1} =$ at 298K, 1 atm total pressure	9.97×10^{18}	9.97×10^{12}	9.97×10^6	2.75×10^{-29}	2.89×10^4	1.667×10^{10}	1	1.623×10^6
$1 \text{ m}^4 \text{kN}^{-2} \text{s}^{-1} =$	$6.91 \times 10^7 T^2$	$6.91 T^2$	$69.1 \times 10^{-5} T^2$	$1.904 \times 10^{-40} T^2$	0.0178	1.027×10^4	6.16×10^{-7}	1

From *J. Phys. Chem. Ref. Data*, 9, 470, 1980, by permission of the authors and the copyright owner, the American Institute of Physics.

CONVERSION FACTORS FOR IONIZING RADIATION

Conversion between SI and Other Units

Quantity	Symbol for quantity	Expression in SI units	Expression in symbols for SI units	Special name for SI units	Symbols using special names	Conventional units	Symbol for conventional unit	Value of conventional unit in SI units
Activity	A	1 per second	s^{-1}	becquerel	Bq	curie	Ci	3.7×10^{10} Bq
Absorbed dose	D	joule per kilogram	$J\ kg^{-1}$	gray	Gy	rad	rad	0.01 Gy
Absorbed dose rate	\dot{D}	joule per kilogram second	$J\ kg^{-1}\ s^{-1}$		$Gy\ s^{-1}$	rad	$rad\ s^{-1}$	$0.01\ Gy\ s^{-1}$
Average energy per ion pair	W	joule	J			electronvolt	eV	1.602×10^{-19} J
Dose equivalent	H	joule per kilogram	$J\ kg^{-1}$	sievert	Sv	rem	rem	0.01 Sv
Dose equivalent rate	\dot{H}	joule per kilogram second	$J\ kg^{-1}\ s^{-1}$		$Sv\ s^{-1}$	rem per second	$rem\ s^{-1}$	$0.01\ Sv\ s^{-1}$
Electric current	I	ampere	A			ampere	A	1.0 A
Electric potential difference	U, V	watt per ampere	$W\ A^{-1}$	volt	V	volt	V	1.0 V
Exposure	\dot{X}	coulomb per kilogram	$C\ kg^{-1}$			roentgen	R	$2.58 \times 10^{-4}\ C\ kg^{-1}$
Exposure rate	X	coulomb per kilogram second	$C\ kg^{-1}\ s^{-1}$			roentgen per second	$R\ s^{-1}$	$2.58 \times 10^{-4}\ C\ kg^{-1}\ s^{-1}$
Fluence	ϕ	1 per meter squared	m^{-2}			1 per centimeter squared	cm^{-2}	$1.0 \times 10^4\ m^{-2}$
Fluence rate	Φ	1 per meter squared second	$m^{-2}\ s^{-1}$			1 per centimeter squared second	$cm^{-2}\ s^{-1}$	$1.0 \times 10^4\ m^{-2}\ s^{-1}$
Kerma	K	joule per kilogram	$J\ kg^{-1}$	gray	Gy	rad	rad	0.01 Gy
Kerma rate	\dot{K}	joule per kilogram second	$J\ kg^{-1}\ s^{-1}$		$Gy\ s^{-1}$	rad per second	$rad\ s^{-1}$	$0.01\ Gy\ s^{-1}$
Lineal energy	y	joule per meter	$J\ m^{-1}$			kiloelectron volt per micrometer	$keV\ \mu m^{-1}$	$1.602 \times 10^{-10}\ J\ m^{-1}$
Linear energy transfer	L	joule per meter	$J\ m^{-1}$			kiloelectron volt per micrometer	$keV\ \mu m^{-1}$	$1.602 \times 10^{-10}\ J\ m^{-1}$
Mass attenuation coefficient	μ/ρ	meter squared per kilogram	$m^2\ kg^{-1}$			centimeter squared per gram	$cm^2\ g^{-1}$	$0.1\ m^2\ kg^{-1}$
Mass energy transfer coefficient	μ_{tr}/ρ	meter squared per kilogram	$m^2\ kg^{-1}$			centimeter squared per gram	$cm^2\ g^{-1}$	$0.1\ m^2\ kg^{-1}$
Mass energy absorption coefficient	μ_{en}/ρ	meter squared per kilogram	$m^2\ kg^{-1}$			centimeter squared per gram	$cm^2\ g^{-1}$	$0.1\ m^2\ kg^{-1}$
Mass stopping power	S/ρ	joule meter squared per kilogram	$J\ m^2\ kg^{-1}$			MeV centimeter squared per gram	$MeV\ cm^2\ g^{-1}$	$1.602 \times 10^{-14}\ J\ m^2\ kg^{-1}$
Power	P	joule per second	$J\ s^{-1}$	watt	W	watt	W	1.0 W
Pressure	p	newton per meter squared	$N\ m^{-2}$	pascal	Pa	torr	torr	(101325/760)Pa
Radiation chemical yield	G	mole per joule	$mol\ J^{-1}$			molecules per 100 electron volts	molecules $(100\ eV)^{-1}$	$1.04 \times 10^{-7}\ mol\ J^{-1}$
Specific energy	z	joule per kilogram	$J\ kg^{-1}$	gray	Gy	rad	rad	0.01 Gy

Conversion of Radioactivity Units from Megabecquerel to Curie Units

MBq	Ci units	MBq	Ci units	MBq	Ci units	MBq	Ci units	MBq	Ci units
7000	189 mCi	700	18.9	70	1.89	7	189	0.7	18.9
6000	162	600	16.2	60	1.62	6	162	0.6	16.2
5000	135	500	13.5	50	1.35	5	135	0.5	13.5
4000	108	400	10.8	40	1.08	4	108	0.4	10.8
3000	81	300	8.1	30	810 μ Ci	3	81	0.3	8.1
2000	54	200	5.4	20	540	2	54	0.2	5.4
1000	27	100	2.7	10	270	1	27	0.1	2.7
900	24	90	2.4	9	240	0.9	24		
800	21.6	80	2.16	8	220	0.8	21.6		

Units

Conversion of Radioactivity Units from mCi and μ Ci to MBq

mCi	MBq	mCi	MBq	mCi	MBq	μ Ci	MBq	μ Ci	MBq	μ Ci	MBq
200	7400	40	1480	5	185	1000	37.0	200	7.4	30	1.11
150	5550	30	1110	4	148	900	33.3	100	3.7	20	0.74
100	3700	20	740	3	111	800	29.6	90	3.33	10	0.37
90	3330	10	370	2	74.0	700	25.9	80	2.96	5	0.185
80	2960	9	333	1	37.0	600	22.2	70	2.59	2	0.074
70	2590	8	296			500	18.5	60	2.22	1	0.037
60	2220	7	259			400	14.8	50	1.85		
50	1850	6	222			300	11.1	40	1.48		

Conversion of Radioactivity Units

100 TBq (10^{14} Bq)	=	2.7 kCi (2.7×10^3 Ci)	100 kBq (10^5 Bq)	=	2.7 μ Ci (2.7×10^{-6} Ci)
10 TBq (10^{13} Bq)	=	270 Ci (2.7×10^2 Ci)	10 kBq (10^4 Bq)	=	270 nCi (2.7×10^{-7} Ci)
1 TBq (10^{12} Bq)	=	27 Ci (2.7×10^1 Ci)	1 kBq (10^3 Bq)	=	27 nCi (2.7×10^{-8} Ci)
100 GBq (10^{11} Bq)	=	2.7 Ci (2.7×10^0 Ci)	100 Bq (10^2 Bq)	=	2.7 nCi (2.7×10^{-9} Ci)
10 GBq (10^{10} Bq)	=	270 mCi (2.7×10^{-1} Ci)	10 Bq (10^1 Bq)	=	270 pCi (2.7×10^{-10} Ci)
1 GBq (10^9 Bq)	=	27 mCi (2.7×10^{-2} Ci)	1 Bq (10^0 Bq)	=	27 pCi (2.7×10^{-11} Ci)
100 MBq (10^8 Bq)	=	2.7 mCi (2.7×10^{-3} Ci)	100 mBq (10^{-1} Bq)	=	2.7 pCi (2.7×10^{-12} Ci)
10 MBq (10^7 Bq)	=	270 μ Ci (2.7×10^{-4} Ci)	10 mBq (10^{-2} Bq)	=	270 fCi (2.7×10^{-13} Ci)
1 MBq (10^6 Bq)	=	27 μ Ci (2.7×10^{-5} Ci)	1 mBq (10^{-3} Bq)	=	27 fCi (2.7×10^{-14} Ci)

Conversion of Absorbed Dose Units

SI Units	Conventional	SI Units	Conventional
100 Gy (10^2 Gy)	= 10,000 rad (10^4 rad)	100 μ Gy (10^{-4} Gy)	= 10 mrad (10^{-2} rad)
10 Gy (10^1 Gy)	= 1,000 rad (10^3 rad)	10 μ Gy (10^{-5} Gy)	= 1 mrad (10^{-3} rad)
1 Gy (10^0 Gy)	= 100 rad (10^2 rad)	1 μ Gy (10^{-6} Gy)	= 100 μ rad (10^{-4} rad)
100 mGy (10^{-1} Gy)	= 10 rad (10^1 rad)	100 nGy (10^{-7} Gy)	= 10 μ rad (10^{-5} rad)
10 mGy (10^{-2} Gy)	= 1 rad (10^0 rad)	10 nGy (10^{-8} Gy)	= 1 μ rad (10^{-6} rad)
1 mGy (10^{-3} Gy)	= 100 mrad (10^{-1} rad)	1 nGy (10^{-9} Gy)	= 100 nrad (10^{-7} rad)

Conversion of Dose Equivalent Units

100 Sv (10^2 Sv)	= 10,000 rem (10^4 rem)	100 μ Sv (10^{-4} Sv)	= 10 mrem (10^{-2} rem)
10 Sv (10^1 Sv)	= 1,000 rem (10^3 rem)	10 μ Sv (10^{-5} Sv)	= 1 mrem (10^{-3} rem)
1 Sv (10^0 Sv)	= 100 rem (10^2 rem)	1 μ Sv (10^{-6} Sv)	= 100 μ rem (10^{-4} rem)
100 mSv (10^{-1} Sv)	= 10 rem (10^1 rem)	100 nSv (10^{-7} Sv)	= 10 μ rem (10^{-5} rem)
10 mSv (10^{-2} Sv)	= 1 rem (10^0 rem)	10 nSv (10^{-8} Sv)	= 1 μ rem (10^{-6} rem)
1 mSv (10^{-3} Sv)	= 100 mrem (10^{-1} rem)	1 nSv (10^{-9} Sv)	= 100 nrem (10^{-7} rem)

VALUES OF THE GAS CONSTANT IN DIFFERENT UNIT SYSTEMS

In SI units the value of the gas constant, R , is:

$$\begin{aligned} R &= 8.314472 \text{ Pa m}^3 \text{ K}^{-1} \text{ mol}^{-1} \\ &= 8314.472 \text{ Pa L K}^{-1} \text{ mol}^{-1} \\ &= 0.08314472 \text{ bar L K}^{-1} \text{ mol}^{-1} \end{aligned}$$

$$1 \text{ torr (mmHg)} = 133.322 \text{ Pa [at } 0^\circ \text{C]}$$

$$1 \text{ in Hg} = 3386.38 \text{ Pa [at } 0^\circ \text{C]}$$

$$1 \text{ in H}_2\text{O} = 249.082 \text{ Pa [at } 4^\circ \text{C]}$$

$$1 \text{ ft H}_2\text{O} = 2988.98 \text{ Pa [at } 4^\circ \text{C]}$$

This table gives the appropriate value of R for use in the ideal gas equation, $PV = nRT$, when the variables are expressed in other units. The following conversion factors for pressure units were used in generating the table:

$$1 \text{ atm} = 101325 \text{ Pa}$$

$$1 \text{ psi} = 6894.757 \text{ Pa}$$

Reference

Mohr, P. J., Taylor, B. N., and Newell, D. B., "CODATA recommended values of the fundamental physical constants: 2006", *J. Phys. Chem. Ref. Data* 37, 1187, 2008.

Units of V, T, n			Units of P						
V	T	n	kPa	atm	psi	mmHg	in Hg	in H ₂ O	ft H ₂ O
ft ³	K	mol	0.2936228	0.00289784	0.0425864	2.20236	0.0867070	1.17881	0.0982351
		lb-mol	133.1851	1.31443	19.3168	998.973	39.3296	534.704	44.5587
	°R	mol	0.1631238	0.00160990	0.0236591	1.22353	0.0481706	0.654900	0.0545751
		lb-mol	73.99170	0.730242	10.7316	554.984	21.8498	297.058	24.7548
cm ³	K	mol	8314.472	82.0574	1205.91	62363.8	2455.27	33380.4	2781.71
		lb-mol	3771381	37220.6	546993	282878000	1113690	15141100	1261760
	°R	mol	4619.151	45.5875	669.951	34646.5	1364.03	18544.7	1545.39
		lb-mol	2095211	20678.1	303885	15715400	618717	8411730	700979
L	K	mol	8.314472	0.0820574	1.20591	62.3638	2.45527	33.3804	2.78171
		lb-mol	3771.381	37.2206	546.993	28287.8	1113.69	15141.1	1261.76
	°R	mol	4.619151	0.0455875	0.669951	34.6465	1.36403	18.5447	1.54539
		lb-mol	2095.211	20.6781	303.885	15715.4	618.717	8411.73	700.979
m ³	K	mol	0.008314472	0.0000820574	0.00120591	0.0623638	0.00245527	0.0333804	0.00278171
		lb-mol	3.771381	0.0372206	0.546993	28.2878	1.11369	15.1411	1.26176
	°R	mol	0.004619151	0.0000455875	0.000669951	0.0346465	0.00136403	0.0185447	0.00154539
		lb-mol	2.095211	0.0206781	0.303885	15.7154	0.618717	8.41173	0.700979

Section 2

Symbols, Terminology, and Nomenclature

Symbols and Terminology for Physical and Chemical Quantities	2-1
Expression of Uncertainty of Measurements	2-13
Nomenclature for Chemical Compounds	2-15
Nomenclature for Inorganic Ions and Ligands	2-16
Organic Substituent Groups and Ring Systems	2-23
Representation of Chemical Structures with the IUPAC International Chemical Identifier (InChI)	2-27
Scientific Abbreviations, Acronyms, and Symbols	2-29
Greek, Russian, and Hebrew Alphabets	2-43
Definitions of Scientific Terms	2-44
Thermodynamic Functions and Relations	2-69
Nobel Laureates in Chemistry and Physics	2-70

This page intentionally left blank

SYMBOLS AND TERMINOLOGY FOR PHYSICAL AND CHEMICAL QUANTITIES

The International Organization for Standardization (ISO), International Union of Pure and Applied Chemistry (IUPAC), and the International Union of Pure and Applied Physics (IUPAP) have jointly developed a set of recommended symbols for physical and chemical quantities. Consistent use of these recommended symbols helps assure unambiguous scientific communication. The list below is reprinted from Reference 1 with permission from IUPAC. Full details may be found in the following references:

1. Ian Mills, Ed., *Quantities, Units, and Symbols in Physical Chemistry*, Blackwell Scientific Publications, Oxford, 1988. Third Edition: RSC Publishing, Cambridge, UK, 2007.
2. E. R. Cohen and P. Giacomo, *Symbols, Units, Nomenclature, and Fundamental Constants in Physics*, Document IUPAP-25, 1987; also published in *Physica* 146A, 1–68, 1987.
3. *ISO Standards Handbook 2: Units of Measurement*, International Organization of Standardization, Geneva, 1982.

GENERAL RULES

The value of a physical quantity is expressed as the product of a numerical value and a unit, e.g.:

$$T = 300 \text{ K}$$

$$V = 26.2 \text{ cm}^3$$

$$C_p = 45.3 \text{ J mol}^{-1} \text{ K}^{-1}$$

The symbol for a physical quantity is always given in italic (sloping) type, while symbols for units are given in roman type. Column headings in tables and axis labels on graphs may conveniently be written as the physical quantity symbol divided by the unit symbol, e.g.:

$$T/\text{K}$$

$$V/\text{cm}^3$$

$$C_p/\text{J mol}^{-1} \text{ K}^{-1}$$

The values in the table or graph axis are then pure numbers. Subscripts to symbols for physical quantities should be italic if the subscript refers to another physical quantity or to a number, e.g.:

$$C_p - \text{heat capacity at constant pressure}$$

$$B_n - \text{nth virial coefficient}$$

Subscripts that have other meanings should be in roman type:

$$m_p - \text{mass of the proton}$$

$$E_k - \text{kinetic energy}$$

The following tables give the recommended symbols for the major classes of physical and chemical quantities. The expression in the Definition column is given as an aid in identifying the quantity but is not necessarily the complete or unique definition. The SI Unit gives one (not necessarily unique) expression for the coherent SI unit for the quantity. Other equivalent unit expressions, including those that involve SI prefixes, may be used.

Name	Symbol	Definition	SI unit
Space and Time			
cartesian space coordinates	x, y, z		m
spherical polar coordinates	r, θ, ϕ		m, 1, 1
generalized coordinate	q, q_i		(varies)
position vector	r	$r = xi + yj + zk$	m
length	l		m
special symbols:			
height	h		
breadth	b		
thickness	d, δ		
distance	d		
radius	r		
diameter	d		
path length	s		
length of arc	s		
area	A, A_x, S		m ²
volume	$V, (v)$		m ³
plane angle	$\alpha, \beta, \gamma, \theta, \phi, \dots$	$\alpha = s/r$	rad, 1
solid angle	ω, Ω	$\omega = A/r^2$	sr, 1
time	t		s
period	T	$T = t/N$	s
frequency	ν, f	$\nu = 1/T$	Hz
circular frequency, angular frequency	ω	$\omega = 2\pi\nu$	rad s ⁻¹ , s ⁻¹
characteristic time interval, relaxation time, time constant	τ, T	$\tau = dt/d\ln x $	s
angular velocity	ω	$\omega = d\phi/dt$	rad s ⁻¹ , s ⁻¹
velocity	v, u, w, c, \dot{r}	$v = dr/dt$	m s ⁻¹

Name	Symbol	Definition	SI unit
speed	v, u, w, c	$v = \mathbf{v} $	m s^{-1}
acceleration	$\mathbf{a}, (g)$	$\mathbf{a} = \text{d}\mathbf{v}/\text{d}t$	m s^{-2}
Classical Mechanics			
mass	m		kg
reduced mass	μ	$\mu = m_1 m_2 / (m_1 + m_2)$	kg
density, mass density	ρ	$\rho = m/V$	kg m^{-3}
relative density	d	$d = \rho/\rho$	1
surface density	ρ_A, ρ_S	$\rho_A = m/A$	kg m^{-2}
specific volume	v	$v = V/m = 1/\rho$	$\text{m}^3 \text{kg}^{-1}$
momentum	\mathbf{p}	$\mathbf{p} = m\mathbf{v}$	kg m s^{-1}
angular momentum, action	\mathbf{L}	$\mathbf{L} = \mathbf{r} \times \mathbf{p}$	J s
moment of inertia	I, J	$I = \sum m_i r_i^2$	kg m^2
force	\mathbf{F}	$\mathbf{F} = \text{d}\mathbf{p}/\text{d}t = m\mathbf{a}$	N
torque, moment of a force	$\mathbf{T}, (M)$	$\mathbf{T} = \mathbf{r} \times \mathbf{F}$	N m
energy	E		J
potential energy	E_p, V, Φ	$E_p = \int \mathbf{F} \cdot d\mathbf{s}$	J
kinetic energy	E_k, T, K	$E_k = 1/2 m v^2$	J
work	W, w	$W = \int \mathbf{F} \cdot d\mathbf{s}$	J
Hamilton function	H	$H(q, p) = T(q, p) + V(q)$	J
Lagrange function	L	$L(q, \dot{q}) = T(q, \dot{q}) - V(q)$	J
pressure	p, P	$p = F/A$	Pa, N m^{-2}
surface tension	γ, σ	$\gamma = \text{d}W/\text{d}A$	$\text{N m}^{-1}, \text{J m}^{-2}$
weight	$G, (W, P)$	$G = mg$	N
gravitational constant	G	$F = G m_1 m_2 / r^2$	$\text{N m}^2 \text{kg}^{-2}$
normal stress	σ	$\sigma = F/A$	Pa
shear stress	τ	$\tau = F/A$	Pa
linear strain, relative elongation	ε, e	$\varepsilon = \Delta l/l$	1
modulus of elasticity, Young's modulus	E	$E = \sigma/\varepsilon$	Pa
shear strain	γ	$\gamma = \Delta x/d$	1
shear modulus	G	$G = \tau/\gamma$	Pa
volume strain, bulk strain	θ	$\theta = \Delta V/V_0$	1
bulk modulus, compression modulus	K	$K = -V_0 (\text{d}p/\text{d}V)$	Pa
viscosity, dynamic viscosity	η, μ	$\tau_{xz} = \eta (\text{d}v_x/\text{d}z)$	Pa s
fluidity	ϕ	$\phi = 1/\eta$	$\text{m kg}^{-1} \text{s}$
kinematic viscosity	ν	$\nu = \eta/\rho$	$\text{m}^2 \text{s}^{-1}$
friction coefficient	$\mu, (f)$	$F_{\text{frict}} = \mu F_{\text{norm}}$	1
power	P	$P = \text{d}W/\text{d}t$	W
sound energy flux	P, P_a	$P = \text{d}E/\text{d}t$	W
Acoustic factors			
reflection factor	ρ	$\rho = P_r/P_0$	1
acoustic absorption factor	$\alpha_a, (\alpha)$	$\alpha_a = 1 - \rho$	1
transmission factor	τ	$\tau = P_{\text{tr}}/P_0$	1
dissipation factor	δ	$\delta = \alpha_a - \tau$	1
Electricity and Magnetism			
quantity of electricity, electric charge	Q		C
charge density	ρ	$\rho = Q/V$	C m^{-3}
surface charge density	σ	$\sigma = Q/A$	C m^{-2}
electric potential	V, ϕ	$V = \text{d}W/\text{d}Q$	V, J C ⁻¹
electric potential difference	$U, \Delta V, \Delta \phi$	$U = V_2 - V_1$	V
electromotive force	E	$E = \int (\mathbf{F}/Q) \cdot d\mathbf{s}$	V
electric field strength	\mathbf{E}	$\mathbf{E} = \mathbf{F}/Q = -\text{grad } V$	V m^{-1}
electric flux	Ψ	$\Psi = \int \mathbf{D} \cdot d\mathbf{A}$	C
electric displacement	\mathbf{D}	$\mathbf{D} = \varepsilon \mathbf{E}$	C m^{-2}
capacitance	C	$C = Q/U$	F, C V ⁻¹
permittivity	ε	$\mathbf{D} = \varepsilon \mathbf{E}$	F m^{-1}
permittivity of vacuum	ε_0	$\varepsilon_0 = \mu_0^{-1} c_0^{-2}$	F m^{-1}
relative permittivity	ε_r	$\varepsilon_r = \varepsilon/\varepsilon_0$	1
dielectric polarization (dipole moment per volume)	\mathbf{P}	$\mathbf{P} = \mathbf{D} - \varepsilon_0 \mathbf{E}$	C m^{-2}
electric susceptibility	χ_e	$\chi_e = \varepsilon_r - 1$	1
electric dipole moment	\mathbf{p}, μ	$\mathbf{p} = Q\mathbf{r}$	C m

Name	Symbol	Definition	SI unit
electric current	I	$I = dQ/dt$	A
electric current density	j, J	$I = \int j \cdot dA$	A m ⁻²
magnetic flux density, magnetic induction	B	$F = Qv \times B$	T
magnetic flux	Φ	$\Phi = \int B \cdot dA$	A m ⁻²
magnetic field strength	H	$B = \mu H$	A m ⁻²
permeability	μ	$B = \mu H$	N A ⁻² , H m ⁻¹
permeability of vacuum	μ_0		H m ⁻¹
relative permeability	μ_r	$\mu_r = \mu/\mu_0$	1
magnetization (magnetic dipole moment per volume)	M	$M = B/\mu_0 - H$	A m ⁻¹
magnetic susceptibility	$\chi, \kappa, (\chi_m)$	$\chi = \mu_r - 1$	1
molar magnetic susceptibility	χ_m	$\chi_m = V_m \chi$	m ³ mol ⁻¹
magnetic dipole moment	m, μ	$E_p = -m \cdot B$	A m ² , J T ⁻¹
electrical resistance	R	$R = U/I$	Ω
conductance	G	$G = 1/R$	S
loss angle	δ	$\delta = (\pi/2) + \phi_i - \phi_u$	1, rad
reactance	X	$X = (U/I) \sin \delta$	Ω
impedance (complex impedance)	Z	$Z = R + iX$	Ω
admittance (complex admittance)	Y	$Y = 1/Z$	S
susceptance	B	$Y = G + iB$	S
resistivity	ρ	$\rho = E/j$	Ω m
conductivity	κ, γ, σ	$\kappa = 1/\rho$	S m ⁻¹
self-inductance	L	$E = -L(dI/dt)$	H
mutual inductance	M, L_{12}	$E_1 = L_{12}(dI_2/dt)$	H
magnetic vector potential	A	$B = \nabla \times A$	Wb m ⁻¹
Poynting vector	S	$S = E \times H$	W m ⁻²
Quantum Mechanics			
momentum operator	\hat{p}	$\hat{p} = -i\hbar \nabla$	m ⁻¹ J s
kinetic energy operator	\hat{T}	$\hat{T} = -(\hbar^2/2m)\nabla^2$	J
Hamiltonian operator	\hat{H}	$\hat{H} = \hat{T} + V$	J
wavefunction, state function	Ψ, ψ, ϕ	$\hat{H}\psi = E\psi$	(m ^{-3/2})
probability density	P	$P = \psi^*\psi$	(m ⁻³)
charge density of electrons	ρ	$\rho = -eP$	(C m ⁻³)
probability current density	S	$S = -i\hbar(\psi^*\nabla\psi - \psi\nabla\psi^*)/2m_e$	(m ⁻² s ⁻¹)
electric current density of electrons	j	$j = -eS$	(A m ⁻²)
matrix element of operator \hat{A}	$A_{ij} \langle i \hat{A} j \rangle$	$A_{ij} = \int \psi_i^* \hat{A} \psi_j d\tau$	(varies)
expectation value of operator \hat{A}	$\langle A \rangle, \bar{A}$	$\langle A \rangle = \int \psi^* \hat{A} \psi d\tau$	(varies)
hermitian conjugate of \hat{A}	\hat{A}^\dagger	$(\hat{A}^\dagger)_{ij} = (A_{ji})^*$	(varies)
commutator of \hat{A} and \hat{B}	$[\hat{A}, \hat{B}], [\hat{A}, \hat{B}]_-$	$[\hat{A}, \hat{B}] = \hat{A}\hat{B} - \hat{B}\hat{A}$	(varies)
anticommutator	$[\hat{A}, \hat{B}]_+$	$[\hat{A}, \hat{B}]_+ = \hat{A}\hat{B} + \hat{B}\hat{A}$	(varies)
spin wavefunction	$\alpha; \beta$		1
coulomb integral	H_{AA}	$H_{AA} = \int \psi_A^* \hat{H} \psi_A d\tau$	J
resonance integral	H_{AB}	$H_{AB} = \int \psi_A^* \hat{H} \psi_B d\tau$	J
overlap integral	S_{AB}	$S_{AB} = \int \psi_A^* \psi_B d\tau$	1
Atoms and Molecules			
nucleon number, mass number	A		1
proton number, atomic number	Z		1
neutron number	N	$N = A - Z$	1
electron rest mass	m_e		kg
mass of atom, atomic mass	m_a, m		kg
atomic mass constant	m_u	$m_u = m_a(^{12}\text{C})/12$	kg
mass excess	Δ	$\Delta = m_a - Am_u$	kg
elementary charge, proton charge	e		C
Planck constant	h		J s
Planck constant/2 π	\hbar	$\hbar = h/2\pi$	J s
Bohr radius	a_0	$a_0 = 4\pi\epsilon_0 \hbar^2/m_e e^2$	m
Hartree energy	E_h	$E_h = \hbar^2/m_e a_0^2$	J
Rydberg constant	R_∞	$R_\infty = E_h/2hc$	m ⁻¹
fine structure constant	α	$\alpha = e^2/4\pi\epsilon_0 \hbar c$	1

Name	Symbol	Definition	SI unit
ionization energy	E_i		J
electron affinity	E_{ea}		J
dissociation energy	E_d, D		J
from the ground state	D_0		J
from the potential minimum	D_e		J
principal quantum number (H atom)	n	$E = -hcR/n^2$	1
angular momentum quantum numbers	see under Spectroscopy		
magnetic dipole moment of a molecule	$\mathbf{m}, \boldsymbol{\mu}$	$E_p = -\mathbf{m} \cdot \mathbf{B}$	J T ⁻¹
magnetizability of a molecule	ξ	$\mathbf{m} = \xi \mathbf{B}$	J T ⁻²
Bohr magneton	μ_B	$\mu_B = e\hbar/2m_e$	J T ⁻¹
nuclear magneton	μ_N	$\mu_N = (m_e/m_p)\mu_B$	J T ⁻¹
magnetogyric ratio (gyromagnetic ratio)	γ	$\gamma = \mu/L$	C kg ⁻¹
<i>g</i> factor	g		1
Larmor circular frequency	ω_L	$\omega_L = (e/2m)B$	s ⁻¹
Larmor frequency	ν_L	$\nu_L = \omega_L/2\pi$	Hz
longitudinal relaxation time	T_1		s
transverse relaxation time	T_2		s
electric dipole moment of a molecule	$\mathbf{p}, \boldsymbol{\mu}$	$E_p = -\mathbf{p} \cdot \mathbf{E}$	C m
quadrupole moment of a molecule	$\mathbf{Q}; \boldsymbol{\Theta}$	$E_p = 1/2\mathbf{Q} : \mathbf{V}'' = 1/3\boldsymbol{\Theta} : \mathbf{V}''$	C m ²
quadrupole moment of a nucleus	eQ	$eQ = 2 \cdot \langle \Theta_{zz} \rangle$	C m ²
electric field gradient tensor	\mathbf{q}	$q_{\alpha\beta} = -\partial^2 V / \partial \alpha \partial \beta$	V m ⁻²
quadrupole interaction energy tensor	χ	$\chi_{\alpha\beta} = eQq_{\alpha\beta}$	J
electric polarizability of a molecule	α	p (induced) = αE	C m ² V ⁻¹
activity (of a radioactive substance)	A	$A = -dN_B/dt$	Bq
decay (rate) constant, disintegration (rate) constant	λ	$A = \gamma N_B$	s ⁻¹
half life	$t_{1/2}, T_{1/2}$		s
mean life	τ		s
level width	Γ	$\Gamma = \hbar/\tau$	J
disintegration energy	Q		J
cross section (of a nuclear reaction)	σ		m ²
Spectroscopy			
total term	T	$T = E_{\text{tot}}/hc$	m ⁻¹
transition wavenumber	$\tilde{\nu}, (\nu)$	$\tilde{\nu} = T' - T''$	m ⁻¹
transition frequency	ν	$\nu = (E' - E'')/h$	Hz
electronic term	T_e	$T_e = E_e/hc$	m ⁻¹
vibrational term	G	$G = E_{\text{vib}}/hc$	m ⁻¹
rotational term	F	$F = E_{\text{rot}}/hc$	m ⁻¹
spin orbit coupling constant	A	$T_{\text{s.o.}} = A(\hat{\mathbf{L}} \cdot \hat{\mathbf{S}})$	m ⁻¹
principal moments of inertia	$I_A; I_B; I_C$	$I_A \leq I_B \leq I_C$	kg m ²
rotational constants,			
in wavenumber	$\tilde{A}; \tilde{B}; \tilde{C}$	$\tilde{A} = h/8\pi^2 c I_A$	m ⁻¹
in frequency	$A; B; C$	$A = h/8\pi^2 I_A$	Hz
inertial defect	Δ	$\Delta = I_C - I_A - I_B$	kg m ²
asymmetry parameter	κ	$\kappa = \frac{(2B - A - C)}{(A - C)}$	1
centrifugal distortion constants,			
S reduction	$D_J; D_{JK}; D_K; d_1; d_2$		m ⁻¹
A reduction	$\Delta_J; \Delta_{JK}; \Delta_K; \delta_J; \delta_K$		m ⁻¹
harmonic vibration wavenumber	$\omega_e; \omega_r$		m ⁻¹
vibrational anharmonicity constant	$\omega_e x_e; x_{rs}; g_u$		m ⁻¹
vibrational quantum numbers	$v_r; l_t$		1
Coriolis zeta constant	ζ_{rs}^a		1
angular momentum quantum numbers	see additional information below		
degeneracy, statistical weight	g, d, β		1
electric dipole moment of a molecule	$\mathbf{p}, \boldsymbol{\mu}$	$E_p = -\mathbf{p} \cdot \mathbf{E}$	C m
transition dipole moment of a molecule	\mathbf{M}, \mathbf{R}	$\mathbf{M} = \int \psi' \mathbf{p} \psi'' d\tau$	C m
molecular geometry, interatomic distances,			
equilibrium distance	r_e		m
zero-point average distance	r_z		m

Name	Symbol	Definition	SI unit
ground state distance	r_0		m
substitution structure distance	r_s		m
vibrational coordinates,			
internal coordinates	$R_i, r_i, \theta_j, \text{etc.}$		(varies)
symmetry coordinates	S_i		(varies)
normal coordinates			
mass adjusted	Q_r		kg ^{1/2} m
dimensionless	q_r		1
vibrational force constants,			
diatomic	$f, (k)$	$f = \partial^2 V / \partial r^2$	J m ⁻²
polyatomic,			
internal coordinates	f_{ij}	$f_{ij} = \partial^2 V / \partial r_i \partial r_j$	(varies)
symmetry coordinates	F_{ij}	$F_{ij} = \partial^2 V / \partial S_i \partial S_j$	(varies)
dimensionless normal coordinates	$\phi_{rst...}, k_{rst...}$		m ⁻¹
nuclear magnetic resonance (NMR),			
magnetogyric ratio	γ	$\gamma = \mu / I \hbar$	C kg ⁻¹
shielding constant	σ_A	$B_A = (1 - \sigma_A) B$	1
chemical shift, δ scale	δ	$\delta = 10^6 (\nu - \nu_0) / \nu_0$	1
(indirect) spin–spin coupling constant	J_{AB}	$\hat{H} / \hbar = J_{AB} \hat{I}_A \cdot \hat{I}_B$	Hz
direct (dipolar) coupling constant	D_{AB}		Hz
longitudinal relaxation time	T_1		s
transverse relaxation time	T_2		s
electron spin resonance, electron paramagnetic resonance (ESR, EPR),			
magnetogyric ratio	γ	$\gamma = \mu / s \hbar$	C kg ⁻¹
g factor	g	$h \nu = g \mu_B B$	1
hyperfine coupling constant,			
in liquids	a, A	$\hat{H}_{\text{hfs}} / \hbar = a \hat{S} \cdot \hat{I}$	Hz
in solids	T	$\hat{H}_{\text{hfs}} / \hbar = \hat{S} \cdot T \cdot \hat{I}$	Hz

Angular momentum	Operator symbol	Quantum number symbol		
		Total	Z-axis	z-axis
electron orbital	\hat{L}	L	M_L	Λ
one electron only	\hat{l}	l	m_l	λ
electron spin	\hat{S}	S	M_S	Σ
one electron only	\hat{s}	s	m_s	σ
electron orbital + spin	$\hat{L} + \hat{S}$			$\Omega = \Lambda + \Sigma$
nuclear orbital (rotational)	\hat{R}	R		K_R, k_R
nuclear spin	\hat{I}	I	M_I	
internal vibrational				
spherical top	\hat{l}	$l(l\zeta)$		K_l
other	$\hat{j}, \hat{\kappa}$			$l(l\zeta)$
sum of $R + L (+ j)$	\hat{N}	N		K, k
sum of $N + S$	\hat{J}	J	M_J	K, k
sum of $J + I$	\hat{F}	F	M_F	

Electromagnetic Radiation

Name	Symbol	Definition	SI unit
wavelength	λ		m
speed of light			
in vacuum	c_0		m s ⁻¹
in a medium	c	$c = c_0 / n$	m s ⁻¹
wavenumber in vacuum	$\tilde{\nu}$	$\tilde{\nu} = \nu / c_0 = 1 / n \lambda$	m ⁻¹
wavenumber (in a medium)	σ	$\sigma = 1 / \lambda$	m ⁻¹
frequency	ν	$\nu = c / \lambda$	Hz
circular frequency, pulsance	ω	$\omega = 2\pi \nu$	s ⁻¹ , rad s ⁻¹
refractive index	n	$n = c_0 / c$	1
Planck constant	h		J s

Name	Symbol	Definition	SI unit
Planck constant/ 2π	\hbar	$\hbar = h/2\pi$	J s
radiant energy	Q, W		J
radiant energy density	ρ, w	$\rho = Q/V$	J m ⁻³
spectral radiant energy density			
in terms of frequency	ρ_ν, w_ν	$\rho = d\rho/d\nu$	J m ⁻³ Hz ⁻¹
in terms of wavenumber	$\rho_{\bar{\nu}}, w_{\bar{\nu}}$	$\rho_{\bar{\nu}} = d\rho/d\bar{\nu}$	J m ⁻²
in terms of wavelength	ρ_λ, w_λ	$\rho_\lambda = d\rho/d\lambda$	J m ⁻⁴
Einstein transition probabilities			
spontaneous emission	A_{nm}	$dN_n/dt = -A_{nm}N_n$	s ⁻¹
stimulated emission	B_{nm}	$dN_n/dt = -\rho_\nu(\bar{\nu}_{nm}) \times B_{nm}N_n$	s kg ⁻¹
stimulated absorption	B_{mn}	$dN_n/dt = -\rho_\nu(\bar{\nu}_{nm}) B_{mn}N_m$	s kg ⁻¹
radiant power, radiant energy per time	Φ, P	$\Phi = dQ/dt$	W
radiant intensity	I	$I = d\Phi/d\Omega$	W sr ⁻¹
radiant exitance (emitted radiant flux)	M	$M = d\Phi/dA_{\text{source}}$	W m ⁻²
irradiance, (radiant flux received)	$E, (I)$	$E = d\Phi/dA$	W m ⁻²
emittance	ε	$\varepsilon = M/M_{\text{bb}}$	1
Stefan–Boltzmann constant	σ	$M_{\text{bb}} = \sigma T^4$	W m ⁻² K ⁻⁴
first radiation constant	c_1	$c_1 = 2\pi h c_0^2$	W m ²
second radiation constant	c_2	$c_2 = hc_0/k$	K m
transmittance, transmission factor	τ, T	$\tau = \Phi_{\text{tr}}/\Phi_0$	1
absorptance, absorption factor	α	$\alpha = \Phi_{\text{abs}}/\Phi_0$	1
reflectance, reflection factor	ρ	$\rho = \Phi_{\text{refl}}/\Phi_0$	1
(decadic) absorbance	A	$A = -\lg(1 - \alpha_t)$	1
napierian absorbance	B	$B = -\ln(1 - \alpha_t)$	1
absorption coefficient			
(linear) decadic	a, K	$a = A/l$	m ⁻¹
(linear) napierian	α	$\alpha = B/l$	m ⁻¹
molar (decadic)	ε	$\varepsilon = a/c = A/cl$	m ² mol ⁻¹
molar napierian	κ	$\kappa = \alpha/c = B/cl$	m ² mol ⁻¹
absorption index	k	$k = \alpha/4\pi\bar{\nu}$	1
complex refractive index	\hat{n}	$\hat{n} = n + ik$	1
molar refraction	R, R_m	$R = \frac{(n^2 - 1)}{(n^2 + 2)} V_m$	m ³ mol ⁻¹
angle of optical rotation	α		1, rad
Solid State			
lattice vector	R, R_0		m
fundamental translation vectors for the crystal lattice	$a_1; a_2; a_3, a; b; c$	$R = n_1 a_1 + n_2 a_2 + n_3 a_3$	m
(circular) reciprocal lattice vector	G	$G \cdot R = 2\pi m$	m ⁻¹
(circular) fundamental translation vectors for the reciprocal lattice	$b_1; b_2; b_3, a^*; b^*; c^*$	$a_i \cdot b_k = 2\pi \delta_{ik}$	m ⁻¹
lattice plane spacing	d		m
Bragg angle	θ	$n\lambda = 2d \sin \theta$	1, rad
order of reflection	n		1
order parameters			
short range	σ		1
long range	s		1
Burgers vector	b		m
particle position vector	r, R_j		m
equilibrium position vector of an ion	R_0		m
displacement vector of an ion	u	$u = R - R_0$	m
Debye–Waller factor	B, D		1
Debye circular wavenumber	q_D		m ⁻¹
Debye circular frequency	ω_D		s ⁻¹
Grüneisen parameter	γ, Γ	$\gamma = \alpha V/\kappa C_v$	1
Madelung constant	α, \mathcal{M}	$E_{\text{coul}} = \frac{\alpha N_A z_+ z_- e^2}{4\pi\epsilon_0 R_0}$	1
density of states	N_E	$N_E = dN(E)/dE$	J ⁻¹ m ⁻³
(spectral) density of vibrational modes	N_ω, g	$N_\omega = dN(\omega)/d\omega$	s m ⁻³

Name	Symbol	Definition	SI unit
resistivity tensor	ρ_{ik}	$E = \rho \cdot j$	$\Omega \text{ m}$
conductivity tensor	σ_{ik}	$\sigma = \rho^{-1}$	S m^{-1}
thermal conductivity tensor	λ_{ik}	$J_q = -\lambda \cdot \text{grad } T$	$\text{W m}^{-1} \text{ K}^{-1}$
residual resistivity	ρ_R		$\Omega \text{ m}$
relaxation time	τ	$\tau = l/v_F$	s
Lorenz coefficient	L	$L = \lambda/\sigma T$	$\text{V}^2 \text{ K}^{-2}$
Hall coefficient	A_H, R_H	$E = \rho \cdot j + R_H(B \times j)$	$\text{m}^3 \text{ C}^{-1}$
thermoelectric force	E		V
Peltier coefficient	Π		V
Thomson coefficient	$\mu, (\tau)$		V K^{-1}
work function	Φ	$\Phi = E_\infty - E_F$	J
number density, number concentration	$n, (p)$		m^{-3}
gap energy	E_g		J
donor ionization energy	E_d		J
acceptor ionization energy	E_a		J
Fermi energy	E_F, ε_F		J
circular wave vector, propagation vector	k, q	$k = 2\pi/\lambda$	m^{-1}
Bloch function	$u_k(r)$	$\psi(r) = u_k(r) \exp(ik \cdot r)$	$\text{m}^{-3/2}$
charge density of electrons	ρ	$\rho(r) = -e\psi^*(r)\psi(r)$	C m^{-3}
effective mass	m^*		kg
mobility	μ	$\mu = v_{\text{drift}}/E$	$\text{m}^2 \text{ V}^{-1} \text{ s}^{-1}$
mobility ratio	b	$b = \mu_n/\mu_p$	1
diffusion coefficient	D	$dN/dt = -DA(dn/dx)$	$\text{m}^2 \text{ s}^{-1}$
diffusion length	L	$L = \sqrt{D\tau}$	m
characteristic (Weiss) temperature	θ, θ_w		K
Curie temperature	T_C		K
Néel temperature	T_N		K
Statistical Thermodynamics			
number of entities	N		1
number density of entities, number concentration	n, C	$n = N/V$	m^{-3}
Avogadro constant	L, N_A		mol^{-1}
Boltzmann constant	k, k_B		J K^{-1}
gas constant (molar)	R	$R = Lk$	$\text{J K}^{-1} \text{ mol}^{-1}$
molecular position vector	$r(x, y, z)$		m
molecular velocity vector	$c(c_x, c_y, c_z), u(u_x, u_y, u_z)$	$c = dr/dt$	m s^{-1}
molecular momentum vector	$p(p_x, p_y, p_z)$	$p = mc$	kg m s^{-1}
velocity distribution function (Maxwell)	$f(c_x)$	$f(c_x) = (m/2\pi kT)^{1/2} \times \exp(-mc_x^2/2kT)$	$\text{m}^{-1} \text{ s}$
speed distribution function (Maxwell–Boltzmann)	$F(c)$	$F(c) = (m/2\pi kT)^{3/2} \times 4\pi c^2 \exp(-mc^2/2kT)$	$\text{m}^{-1} \text{ s}$
average speed	$\bar{c}, \bar{u}, \langle c \rangle, \langle u \rangle$	$\bar{c} = \int c F(c) dc$	m s^{-1}
generalized coordinate	q		(m)
generalized momentum	p	$p = \partial L / \partial \dot{q}$	(kg m s^{-1})
volume in phase space	Ω	$\Omega = (1/h) \int p dq$	1
probability	P		1
statistical weight, degeneracy	g, d, W, ω, β		1
density of states	$\rho(E)$	$\rho(E) = dN/dE$	J^{-1}
partition function, sum over states, for a single molecule	q, z	$q = \sum_i g_i \exp(-\varepsilon_i/kT)$	1
for a canonical ensemble (system, or assembly)	Q, Z		1
microcanonical ensemble	Ω		1
grand (canonical ensemble)	Ξ		1
symmetry number	σ, s		1
reciprocal temperature parameter	β	$\beta = 1/kT$	J^{-1}
characteristic temperature	Θ		K

Name	Symbol	Definition	SI unit
General Chemistry			
number of entities (e.g. molecules, atoms, ions, formula units)	N		1
amount (of substance)	n	$n_B = N_B/L$	mol
Avogadro constant	L, N_A		mol ⁻¹
mass of atom, atomic mass	m_a, m		kg
mass of entity (molecule, or formula unit)	m_e, m		kg
atomic mass constant	m_u	$m_u = m_a(^{12}\text{C})/12$	kg
molar mass	M	$M_B = m/n_B$	kg mol ⁻¹
relative molecular mass (relative molar mass, molecular weight)	M_r	$M_{r,B} = m_B/m_u$	1
molar volume	V_m	$V_{m,B} = V/n_B$	m ³ mol ⁻¹
mass fraction	w	$w_B = m_B/\Sigma m_i$	1
volume fraction	ϕ	$\phi_B = V_B/\Sigma V_i$	1
mole fraction, amount fraction, number fraction	x, y	$x_B = n_B/\Sigma n_i$	1
(total) pressure	p, P		Pa
partial pressure	p_B	$p_B = y_B p$	Pa
mass concentration (mass density)	γ, ρ	$\gamma_B = m_B/V$	kg m ⁻³
number concentration, number density of entities	C, n	$C_B = N_B/V$	m ⁻³
amount concentration, concentration	c	$c_B = n_B/V$	mol m ⁻³
solubility	s	$s_B = c_B$ (saturated solution)	mol m ⁻³
molality (of a solute)	$m, (b)$	$m_B = n_B/m_A$	mol kg ⁻¹
surface concentration	Γ	$\Gamma_B = n_B/A$	mol m ⁻²
stoichiometric number	ν		1
extent of reaction, advancement	ξ	$\Delta\xi = \Delta n_B/\nu_B$	mol
degree of dissociation	α		1
Chemical Thermodynamics			
heat	q, Q		J
work	w, W		J
internal energy	U	$\Delta U = q + w$	J
enthalpy	H	$H = U + pV$	J
thermodynamic temperature	T		K
Celsius temperature	θ, t	$\theta/^{\circ}\text{C} = T/\text{K} - 273.15$	°C
entropy	S	$\text{d}S \geq \text{d}q/T$	J K ⁻¹
Helmholtz energy (Helmholtz function)	A	$A = U - TS$	J
Gibbs energy (Gibbs function)	G	$G = H - TS$	J
Massieu function	J	$J = -A/T$	J K ⁻¹
Planck function	Y	$Y = -G/T$	J K ⁻¹
surface tension	γ, σ	$\gamma = (\partial G/\partial A_s)_{T, p}$	J m ⁻² , N m ⁻¹
molar quantity X	X_m	$X_m = X/n$	(varies)
specific quantity X	x	$x = X/m$	(varies)
pressure coefficient	β	$\beta = (\partial p/\partial T)_v$	Pa K ⁻¹
relative pressure coefficient	α_p	$\alpha_p = (1/p)(\partial p/\partial T)_v$	K ⁻¹
compressibility,			
isothermal	κ_T	$\kappa_T = -(1/V)(\partial V/\partial p)_T$	Pa ⁻¹
isentropic	κ_S	$\kappa_S = -(1/V)(\partial V/\partial p)_S$	Pa ⁻¹
linear expansion coefficient	α_l	$\alpha_l = (1/l)(\partial l/\partial T)$	K ⁻¹
cubic expansion coefficient	α, α_v, γ	$\alpha = (1/V)(\partial V/\partial T)_p$	K ⁻¹
heat capacity,			
at constant pressure	C_p	$C_p = (\partial H/\partial T)_p$	J K ⁻¹
at constant volume	C_v	$C_v = (\partial U/\partial T)_v$	J K ⁻¹
ratio of heat capacities	$\gamma, (\kappa)$	$\gamma = C_p/C_v$	1
Joule–Thomson coefficient	μ, μ_T	$\mu = (\partial T/\partial p)_H$	K Pa ⁻¹
second virial coefficient	B	$pV_m = RT(1 + B/V_m + \dots)$	m ³ mol ⁻¹
compression factor (compressibility factor)	Z	$Z = pV_m/RT$	1
partial molar quantity X	$X_B, (X'_B)$	$X_B = (\partial X/\partial n_B)_{T, p, n_j \neq B}$	(varies)
chemical potential (partial molar Gibbs energy)	μ	$\mu_B = (\partial G/\partial n_B)_{T, p, n_j \neq B}$	J mol ⁻¹
absolute activity	λ	$\lambda_B = \exp(\mu_B/RT)$	1

Name	Symbol	Definition	SI unit
standard chemical potential	μ°, μ°		J mol ⁻¹
standard partial molar enthalpy	H_B°	$H_B^\circ = \mu_B^\circ + TS_B^\circ$	J mol ⁻¹
standard partial molar entropy	S_B°	$S_B^\circ = -(\partial \mu_B^\circ / \partial T)_p$	J mol ⁻¹ K ⁻¹
standard reaction Gibbs energy (function)	$\Delta_r G^\circ$	$\Delta_r G^\circ = \sum_B \nu_B \mu_B^\circ$	J mol ⁻¹
affinity of reaction	$A, (\mathcal{A})$	$A = -(\partial G / \partial \xi)_{p,T} = -\sum_B \nu_B \mu_B$	J mol ⁻¹
standard reaction enthalpy	$\Delta_r H^\circ$	$\Delta_r H^\circ = \sum_B \nu_B H_B^\circ$	J mol ⁻¹
standard reaction entropy	$\Delta_r S^\circ$	$\Delta_r S^\circ = \sum_B \nu_B S_B^\circ$	J mol ⁻¹ K ⁻¹
equilibrium constant	K°, K	$K^\circ = \exp(-\Delta_r G^\circ / RT)$	1
equilibrium constant, pressure basis	K_p	$K_p = \prod_B p_B^{\nu_B}$	Pa ^{$\sum \nu$}
concentration basis	K_c	$K_c = \prod_B c_B^{\nu_B}$	(mol m ⁻³) ^{$\sum \nu$}
molality basis	K_m	$K_m = \prod_B m_B^{\nu_B}$	(mol kg ⁻¹) ^{$\sum \nu$}
fugacity	f, \tilde{p}	$f_B = \lambda_B \lim_{p \rightarrow 0} (p_B / \lambda_B)_T$	Pa
fugacity coefficient	ϕ	$\phi_B = f_B / p_B$	1
activity and activity coefficient referenced to Raoult's law, (relative) activity	a	$a_B = \exp \left[\frac{\mu_B - \mu_B^\circ}{RT} \right]$	1
activity coefficient	f	$f_B = a_B / x_B$	1
activities and activity coefficients referenced to Henry's law, (relative) activity, molality basis	a_m	$a_{m,B} = \exp \left[\frac{\mu_B - \mu_B^\circ}{RT} \right]$	1
concentration basis	a_c	$a_{c,B} = \exp \left[\frac{\mu_B - \mu_B^\circ}{RT} \right]$	1
mole fraction basis	a_x	$a_{x,B} = \exp \left[\frac{\mu_B - \mu_B^\circ}{RT} \right]$	1
activity coefficient, molality basis	γ_m	$a_{m,B} = \gamma_{m,B} m_B / m^\circ$	1
concentration basis	γ_c	$a_{c,B} = \gamma_{c,B} c_B / c^\circ$	1
mole fraction basis	γ_x	$a_{x,B} = \gamma_{x,B} x_B$	1
ionic strength, molality basis	I_m, I	$I_m = \frac{1}{2} \sum m_B z_B^2$	mol kg ⁻¹
concentration basis	I_c, I	$I_c = \frac{1}{2} \sum c_B z_B^2$	mol m ⁻³
osmotic coefficient, molality basis	ϕ_m	$\phi_m = (\mu_A^\circ - \mu_A) / (RT M_A \sum m_B)$	1
mole fraction basis	ϕ_x	$\phi_x = (\mu_A^\circ - \mu_A) / (RT \ln x_A)$	1
osmotic pressure	Π	$\Pi = c_B RT$ (ideal dilute solution)	Pa

(i) Symbols used as subscripts to denote a chemical process or reaction

These symbols should be printed in roman (upright) type, without a full stop (period).

vaporization, evaporation (liquid → gas)	vap
sublimation (solid → gas)	sub
melting, fusion (solid → liquid)	fus
transition (between two phases)	trs
mixing of fluids	mix
solution (of solute in solvent)	sol
dilution (of a solution)	dil
adsorption	ads
displacement	dpl
immersion	imm

reaction in general	r
atomization	at
combustion reaction	c
formation reaction	f

(ii) Recommended superscripts

standard	$\ominus, ^\circ$
pure substance	*
infinite dilution	∞
ideal	id
activated complex, transition state	\ddagger
excess quantity	E

Name	Symbol	Definition	SI unit
Chemical Kinetics			
rate of change of quantity X	\dot{X}	$\dot{X} = dX/dt$	(varies)
rate of conversion	$\dot{\xi}$	$\dot{\xi} = d\xi/dt$	mol s ⁻¹
rate of concentration change (due to chemical reaction)	$r_B \nu_B$	$r_B = dc_B/dt$	mol m ⁻³ s ⁻¹
rate of reaction (based on amount concentration)	ν	$\nu = \dot{\xi}/V = \nu_B^{-1} dc_B/dt$	mol m ⁻³ s ⁻¹
partial order of reaction	n_B	$\nu = k \Pi c_B^{n_B}$	1
overall order of reaction	n	$n = \sum n_B$	1
rate constant, rate coefficient	k	$\nu = k \Pi c_B^{n_B}$	(mol ⁻¹ m ³) ⁿ⁻¹ s ⁻¹
Boltzmann constant	k, k_B		J K ⁻¹
half life	$t_{1/2}$	$c(t_{1/2}) = c_0/2$	s
relaxation time	τ	$\tau = 1/(k_1 + k_{-1})$	s
energy of activation, activation energy	E_a, E	$E_a = RT^2 d \ln k/dT$	J mol ⁻¹
pre-exponential factor	A	$k = A \exp(-E_a/RT)$	(mol ⁻¹ m ³) ⁿ⁻¹ s ⁻¹
volume of activation	$\Delta^\ddagger V$	$\Delta^\ddagger V = -RT \times (\partial \ln k / \partial p)_T$	m ³ mol ⁻¹
collision diameter	d	$d_{AB} = r_A + r_B$	m
collision cross-section	σ	$\sigma_{AB} = \pi d_{AB}^2$	m ²
collision frequency	Z_A		s ⁻¹
collision number	Z_{AB}, Z_{AA}		m ⁻³ s ⁻¹
collision frequency factor	z_{AB}, z_{AA}	$z_{AB} = Z_{AB}/Lc_A c_B$	m ³ mol ⁻¹ s ⁻¹
standard enthalpy of activation	$\Delta^\ddagger H^\ominus, \Delta H^\ddagger$		J mol ⁻¹
standard entropy of activation	$\Delta^\ddagger S^\ominus, \Delta S^\ddagger$		J mol ⁻¹ K ⁻¹
standard Gibbs energy of activation	$\Delta^\ddagger G^\ominus, \Delta G^\ddagger$		J mol ⁻¹
quantum yield, photochemical yield	ϕ		1
Electrochemistry			
elementary charge (proton charge)	e		C
Faraday constant	F	$F = eL$	C mol ⁻¹
charge number of an ion	z	$z_B = Q_B/e$	1
ionic strength	I_c, I	$I_c = \frac{1}{2} \sum c_i z_i^2$	mol m ⁻³
mean ionic activity	a_\pm	$a_\pm = m_\pm \gamma_\pm / m^\ominus$	1
mean ionic molality	m_\pm	$m_\pm^{(v_+ + v_-)} = m_+^{v_+} m_-^{v_-}$	mol kg ⁻¹
mean ionic activity coefficient	γ_\pm	$\gamma_\pm^{(v_+ + v_-)} = \gamma_+^{v_+} \gamma_-^{v_-}$	1
charge number of electrochemical cell reaction	$n, (z)$		1
electric potential difference (of a galvanic cell)	$\Delta V, E, U$	$\Delta V = V_R - V_L$	V
emf, electromotive force	E	$E = \lim_{I \rightarrow 0} V$	V
standard emf, standard potential of the electrochemical cell reaction	E^\ominus	$E^\ominus = -\Delta_r G^\ominus/nF = (RT/nF) \ln K^\ominus$	V
standard electrode potential	E^\ominus		V
emf of the cell, potential of the electrochemical cell reaction	E	$E = E^\ominus - (RT/nF) \times \sum \nu_i \ln a_i$	V
pH	pH	$\text{pH} \approx -\lg \frac{c(\text{H}^+)}{\text{mol dm}^{-3}}$	1
inner electric potential	ϕ	$\nabla \phi = -E$	V
outer electric potential	ψ	$\psi = Q/4\pi\epsilon_0 r$	V

Name	Symbol	Definition	SI unit
surface electric potential	χ	$\chi = \phi - \psi$	V
Galvani potential difference	$\Delta\phi$	$\Delta_{\alpha}^{\beta}\phi = \phi^{\beta} - \phi^{\alpha}$	V
voltage potential difference	$\Delta\psi$	$\Delta_{\alpha}^{\beta}\psi = \psi^{\beta} - \psi^{\alpha}$	V
electrochemical potential	$\tilde{\mu}$	$\tilde{\mu}_{\text{B}}^{\alpha} = (\partial G / \partial n_{\text{B}}^{\alpha})$	J mol ⁻¹
electric current	I	$I = \text{d}Q / \text{d}t$	A
(electric) current density	j	$j = I / A$	A m ⁻²
(surface) charge density	σ	$\sigma = Q / A$	C m ⁻²
electrode reaction rate constant	k	$k_{\text{ox}} = I_{\text{a}} / (nFA \prod_i c_i^{n_i})$	(varies)
mass transfer coefficient, diffusion rate constant	k_{d}	$k_{\text{d,B}} = v_{\text{B}} I_{\text{L,B}} / nF c_{\text{A}}$	m s ⁻¹
thickness of diffusion layer	δ	$\delta_{\text{B}} = D_{\text{B}} / k_{\text{d,B}}$	m
transfer coefficient (electrochemical)	α	$\alpha_c = \frac{- v RT \partial \ln I_c }{nF \partial E}$	1
overpotential	η	$\eta = E_{\text{I}} - E_{\text{I}=\text{O}} - IR_{\text{u}}$	V
electrokinetic potential (zeta potential)	ζ		V
conductivity	$\kappa, (\sigma)$	$\kappa = j / E$	S m ⁻¹
conductivity cell constant	K_{cell}	$K_{\text{cell}} = \kappa R$	m ⁻¹
molar conductivity (of an electrolyte)	Λ	$\Lambda_{\text{B}} = \kappa / c_{\text{B}}$	S m ² mol ⁻¹
ionic conductivity, molar conductivity of an ion	λ	$\lambda_{\text{B}} = z_{\text{B}} F u_{\text{B}}$	S m ² mol ⁻¹
electric mobility	$u, (\mu)$	$u_{\text{B}} = v_{\text{B}} / E$	m ² V ⁻¹ s ⁻¹
transport number	t	$t_{\text{B}} = j_{\text{B}} / \sum j_i$	1
reciprocal radius of ionic atmosphere	κ	$\kappa = (2F^2 I / \epsilon RT)^{1/2}$	m ⁻¹
Colloid and Surface Chemistry			
specific surface area	a, a_{s}, s	$a = A / m$	m ² kg ⁻¹
surface amount of B, adsorbed amount of B	$n_{\text{B}}^{\text{s}}, n_{\text{B}}^{\text{a}}$		mol
surface excess of B	n_{B}^{σ}		mol
surface excess concentration of B	$\Gamma_{\text{B}}, (\Gamma_{\text{B}}^{\sigma})$	$\Gamma_{\text{B}} = n_{\text{B}}^{\sigma} / A$	mol m ⁻²
total surface excess concentration	$\Gamma, (\Gamma^{\sigma})$	$\Gamma = \sum \Gamma_i$	mol m ⁻²
area per molecule	a, σ	$a_{\text{B}} = A / N_{\text{B}}^{\sigma}$	m ²
area per molecule in a filled monolayer	$a_{\text{m}}, \sigma_{\text{m}}$	$a_{\text{m,B}} = A / N_{\text{m,B}}$	m ²
surface coverage	θ	$\theta = N_{\text{B}}^{\sigma} / N_{\text{m,B}}$	1
contact angle	θ		1, rad
film thickness	t, h, δ		m
thickness of (surface or interfacial) layer	τ, δ, t		m
surface tension, interfacial tension	γ, σ	$\gamma = (\partial G / \partial A_{\text{s}})_{T,p}$	N m ⁻¹ , J m ⁻²
film tension	Σ_{f}	$\Sigma_{\text{f}} = 2\gamma_{\text{f}}$	N m ⁻¹
reciprocal thickness of the double layer	κ	$\kappa = [2F^2 I / \epsilon RT]^{1/2}$	m ⁻¹
average molar masses			
number-average	M_{n}	$M_{\text{n}} = \sum n_i M_i / \sum n_i$	kg mol ⁻¹
mass-average	M_{m}	$M_{\text{m}} = \sum n_i M_i^2 / \sum n_i M_i$	kg mol ⁻¹
Z-average	M_{Z}	$M_{\text{Z}} = \sum n_i M_i^3 / \sum n_i M_i^2$	kg mol ⁻¹
sedimentation coefficient	s	$s = v / a$	s
van der Waals constant	λ		J
retarded van der Waals constant	β, B		J
van der Waals–Hamaker constant	A_{H}		J
surface pressure	π^{s}, π	$\pi^{\text{s}} = \gamma^0 - \gamma$	N m ⁻¹
Transport Properties			
flux (of a quantity X)	J_{X}, J	$J_{\text{X}} = A^{-1} \text{d}X / \text{d}t$	(varies)
volume flow rate	q_{V}, \dot{V}	$q_{\text{V}} = \text{d}V / \text{d}t$	m ³ s ⁻¹
mass flow rate	q_{m}, \dot{m}	$q_{\text{m}} = \text{d}m / \text{d}t$	kg s ⁻¹
mass transfer coefficient	k_{d}		m s ⁻¹
heat flow rate	ϕ	$\phi = \text{d}q / \text{d}t$	W
heat flux	J_{q}	$J_{\text{q}} = \phi / A$	W m ⁻²
thermal conductance	G	$G = \phi / \Delta T$	W K ⁻¹
thermal resistance	R	$R = 1 / G$	K W ⁻¹
thermal conductivity	λ, k	$\lambda = J_{\text{q}} / (\text{d}T / \text{d}l)$	W m ⁻¹ K ⁻¹

Name	Symbol	Definition	SI unit
coefficient of heat transfer	$h, (k, K, \alpha)$	$h = J_q/\Delta T$	$\text{W m}^{-2} \text{K}^{-1}$
thermal diffusivity	a	$a = \lambda/\rho c_p$	$\text{m}^2 \text{s}^{-1}$
diffusion coefficient	D	$D = J_m/(dc/dl)$	$\text{m}^2 \text{s}^{-1}$

The following symbols are used in the definitions of the dimensionless quantities: mass (m), time (t), volume (V), area (A), density (ρ), speed (v), length (l), viscosity (η), pressure (p), acceleration of free fall (g), cubic expansion coefficient (α), temperature (T), surface tension (γ), speed of sound (c), mean free path (λ), frequency (f), thermal diffusivity (a), coefficient of heat transfer (h), thermal conductivity (k), specific heat capacity at constant pressure (c_p), diffusion coefficient (D), mole fraction (x), mass transfer coefficient (k_d), permeability (μ), electric conductivity (κ), and magnetic flux density (B).

Name	Symbol	Definition	SI unit
Reynolds number	Re	$Re = \rho v l / \eta$	1
Euler number	Eu	$Eu = \Delta p / \rho v^2$	1
Froude number	Fr	$Fr = v / (lg)^{1/2}$	1
Grashof number	Gr	$Gr = l^3 g \alpha \Delta T \rho^2 / \eta^2$	1
Weber number	We	$We = \rho v^2 l / \gamma$	1
Mach number	Ma	$Ma = v / c$	1
Knudsen number	Kn	$Kn = \lambda / l$	1
Strouhal number	Sr	$Sr = lf / v$	1
Fourier number	Fo	$Fo = at / l^2$	1
Péclet number	Pe	$Pe = vl / a$	1
Rayleigh number	Ra	$Ra = l^3 g \alpha \Delta T \rho / \eta a$	1
Nusselt number	Nu	$Nu = hl / k$	1
Stanton number	St	$St = h / \rho v c_p$	1
Fourier number for mass transfer	Fo^*	$Fo^* = Dt / l^2$	1
Péclet number for mass transfer	Pe^*	$Pe^* = vl / D$	1
Grashof number for mass transfer	Gr^*	$Gr^* = l^3 g \frac{\partial p}{\partial x} \frac{xp}{T, p \eta}$	1
Nusselt number for mass transfer	Nu^*	$Nu^* = k_d l / D$	1
Stanton number for mass transfer	St^*	$St^* = k_d / v$	1
Prandtl number	Pr	$Pr = \eta / \rho a$	1
Schmidt number	Sc	$Sc = \eta / \rho D$	1
Lewis number	Le	$Le = a / D$	1
magnetic Reynolds number	Rm, Re_m	$Rm = v \mu \kappa l$	1
Alfvén number	Al	$Al = v(\rho \mu)^{1/2} / B$	1
Hartmann number	Ha	$Ha = Bl (\kappa / \eta)^{1/2}$	1
Cowling number	Co	$Co = B^2 / \mu \rho v^2$	1

EXPRESSION OF UNCERTAINTY OF MEASUREMENTS

In general, the result of a measurement is only an approximation or estimate of the true value of the quantity subject to measurement, and thus the result is of limited value unless accompanied by a statement of its uncertainty. Much (but not all) of the scientific data appearing in the literature does include some indication of the uncertainty, but this may be stated in many different ways and is often explained poorly. In an effort to encourage consistency in uncertainty statements, the International Committee for Weights and Measures (CIPM) initiated a project, in collaboration with several other international organizations, to prepare a set of guidelines expressing international consensus on the recommended method of stating uncertainties. This project resulted in the publication of the *Guide to the Expression of Uncertainty in Measurement* (Reference 1), which is often referred to as *GUM*. The recommendations of *GUM* have been summarized by the National Institute of Standards and Technology in *NIST Technical Note 1297, Guidelines for Evaluating the Uncertainty of NIST Measurement Results* (Reference 2).

In the notation of *GUM*, we are concerned with the **measurand**, i.e., the quantity that is being measured. In physics and chemistry this is usually called a **physical quantity** and represents some inherent characteristic of a material, system, or process that can be expressed in numerical terms — specifically as the product of a number and a reference, commonly called a **unit**. Thus the density of water at room temperature is (approximately) 0.998 g/mL (grams per milliliter) or, alternatively 998 kg m⁻³ (kilograms per meter cubed). This statement gives the most likely value of the measurand, to this level of precision, but gives no information on how much the stated value might differ from the true value.

It is important to differentiate between the terms **error** and **uncertainty**. The error in a measurement is the difference between the measured value and the true value; the error can be stated if the true value is known (to some level of accuracy). The uncertainty is an estimate of the maximum reasonable extent to which the measured value is believed to deviate from the true value, in a situation where the true value is not known (most often the case). The result of a measurement can unknowably be very close to the true value, and thus have negligible error, even though its uncertainty is large.

The uncertainty of the result of a measurement generally consists of several components, which may be grouped in two types according to the method used to estimate their numerical values:

Type A. Those which are evaluated by statistical methods

Type B. Those which are evaluated by other means

The terms “random uncertainty” and “systematic uncertainty” are often used, but these terms do not always correspond in a simple way to the A and B categories. This is because the nature of an uncertainty component is conditioned by how the quantity appears in the mathematical model that describes the current measurement process. An uncertainty component arising from a systematic effect may in some cases be evaluated by methods of Type A while in other cases by methods of Type B.

In the *GUM* formulation, each component of uncertainty, whether in the A or B category, is represented by an estimated standard deviation, termed **standard uncertainty**, symbol u_i , and equal to the positive square root of the estimated variance u_i^2 .

For an uncertainty component of Type A, $u_i = s_i$, where s_i is the statistically estimated standard deviation, as determined from a

series of observations by appropriate statistical analysis. Any valid statistical method may be used. Examples are calculating the standard deviation of the mean of a series of independent observations; using the method of least squares to fit a curve to data in order to estimate parameters of the curve and their standard deviations; and carrying out an analysis of variance (ANOVA) in order to identify and quantify random effects in certain types of measurements. Details of statistical analysis are given in References 4–7 and many other places.

In a similar manner, each uncertainty component of Type B is represented by a quantity u_j , which is obtained from an assumed probability distribution based on all the available information about the measurement process. Since u_j is treated like a standard deviation, the standard uncertainty in each Type B component is simply u_j . The evaluation of u_j is usually based on scientific judgment using all the relevant information available, which may include

- previous measurement data
- experience with, or general knowledge of, the behavior and properties of relevant materials and instruments
- manufacturer's specifications
- data provided in calibrations and other reports
- uncertainties assigned to reference data taken from handbooks.

The specific approach to evaluating the standard uncertainty u_j of a Type B uncertainty will depend on the detailed model of the measurement process. The following are examples of steps that may be used:

1. Convert a quoted uncertainty (for example, in a calibration factor) that is a stated multiple of an estimated standard deviation to a standard uncertainty by dividing the quoted uncertainty by the multiplier.
2. Convert a quoted uncertainty that defines a “confidence interval” having a stated level of confidence, such as 95% or 99%, to a standard uncertainty by treating the quoted uncertainty as if a normal distribution had been used to calculate it (unless otherwise indicated) and dividing it by the appropriate factor for such a distribution. These factors are 1.960 and 2.576 for the two levels of confidence given.
3. Model knowledge of the quantity in question by a normal distribution and estimate lower and upper limits a_- and a_+ such that the best estimated value of the quantity is $(a_- + a_+)/2$ (i.e., the midpoint of the limits) and there is 1 chance out of 2 (i.e., a 50 percent probability) that the value of the quantity lies in the interval a_- to a_+ . Then $u_j \approx 1.48 a$, where $a = (a_+ - a_-)/2$ is the half-width of the interval.
4. Model knowledge of the quantity in question by a normal distribution and estimate lower and upper limits a_- and a_+ such that the best estimated value of the quantity is $(a_- + a_+)/2$ and there is about a 2 out of 3 chance (i.e., a 67 percent probability) that the value of the quantity lies in the interval a_- to a_+ . Then $u_j \approx a$, where $a = (a_+ - a_-)/2$.
5. Estimate lower and upper limits a_- and a_+ for the value of the quantity in question such that the probability that the value lies in the interval a_- to a_+ is, for all practical purposes, 100 percent. Provided that there is no contradictory information, treat the quantity as if it is equally probable for its value to lie anywhere within the interval a_- to a_+ ;

that is, model it by a uniform or rectangular probability distribution. The best estimate of the value of the quantity is then $(a_+ + a_-)/2$ with $u_j = a/\sqrt{3}$ where $a = (a_+ - a_-)/2$. If the distribution used to model the quantity is triangular rather than rectangular, then $u_j = a/\sqrt{6}$. The rectangular distribution is a reasonable default model in the absence of any other information. But if it is known that values of the quantity in question near the center of the limits are more likely than values close to the limits, a triangular or a normal distribution may be a better model.

When all the standard uncertainties of Type A and Type B have been determined in this way, they should be combined to produce the **combined standard uncertainty** (suggested symbol u_c), which may be regarded as the estimated standard deviation of the measurement result. This process, often called the *law of propagation of uncertainty* or “root-sum-of-squares,” involves taking the square root of the sum of the squares of all the u_i . In many practical measurement situations, the probability distribution characterized by the measurement result y and its combined standard uncertainty $u_c(y)$ is approximately normal (Gaussian). When this is the case, $u_c(y)$ defines an interval $y - u_c(y)$ to $y + u_c(y)$ about the measurement result y within which the value of the measurand Y estimated by y is believed to lie with a level of confidence of approximately 68 percent. That is, it is believed with an approximate level of confidence of 68 percent that $y - u_c(y) \leq Y \leq y + u_c(y)$, which is commonly written as $Y = y \pm u_c(y)$.

In fundamental metrological research (involving physical constants, calibration standards, and the like) the combined standard uncertainty u_c is normally used as the statement of uncertainty in a measurement. In most cases, however, it is desirable to use a measure of uncertainty that defines an interval about the measurement result y within which the value of the measurand Y is confidently believed to lie. The measure of uncertainty intended to meet this requirement is termed **expanded uncertainty**, suggested symbol U , and is obtained by multiplying $u_c(y)$ by a **coverage factor**, suggested symbol k . Thus $U = k u_c(y)$ and it is believed with high confidence that $y - U \leq Y \leq y + U$, which is commonly written as $Y = y \pm U$. The value of the coverage factor k is chosen on the basis of the desired level of confidence to be associated with the interval defined by $U = k u_c$. Typically, k is in the range 2 to 3. When the normal distribution applies, $U = 2 u_c$ (i.e., $k = 2$) defines an interval having a level of confidence of approximately 95 percent, and $U = 3 u_c$ defines an interval having a confidence level greater than 99 percent. In current international practice it is most common to use $k = 2$, corresponding to about 95 percent confidence, but the

value of k should be stated in each case to avoid confusion. See References 1 and 2 for methods of calculating k when a value other than $k = 2$ is needed for a specific requirement.

Summary of Key Steps

- Group the uncertainty components into Type A (can be evaluated by statistical methods) and Type B (must be evaluated by other means).
- Determine the standard uncertainty for each component of Type A by statistical methods and for each component of Type B by other suitable methods, based on modeling the measurement process.
- Take the square root of the sum of the squares of all the standard uncertainties to get the combined standard uncertainty u_c .
- Specify a coverage factor k which, when multiplied by u_c , gives the expanded uncertainty U . In fundamental metrological research $k = 1$ is usually chosen; in other cases, $k = 2$ (corresponding to a confidence level of about 95%) is the most common choice.

References

1. ISO, *Guide to the Expression of Uncertainty in Measurement*, International Organization for Standardization, Geneva, Switzerland, 1993. Several supplements have been published; see Bich, W., Cox, M. C., and Harris, P. M., “Evolution of the *Guide to the Expression of Uncertainty in Measurement*,” *Metrologia* 43, S161, 2006.
2. Taylor, B. N., and Kuyatt, C. E., *Guidelines for Evaluating and Expressing the Uncertainty of NIST Measurement Results*, NIST Technical Note 1297, National Institute of Standards and Technology, Gaithersburg, MD, 1994; available for free download at <physics.nist.gov/cuu/Uncertainty/bibliography.html>.
3. Bell, S., *A Beginner's Guide to Uncertainty of Measurement*, National Physical Laboratory, Teddington, Middlesex, UK, 2001; available on the Internet through <www.npl.co.uk/server.php?show=ConWebDoc.1785>.
4. Eisenhart, C., “Realistic Evaluation of the Precision and Accuracy of Instrument Calibration Systems,” *J. Res. Natl. Bur. Stand. (U.S.)* 67C, 161, 1963.
5. Mandel, J., *The Statistical Analysis of Experimental Data*, Dover Publishers, New York, 1984.
6. Nantrella, M. G., *Experimental Statistics*, NBS Handbook 91, U.S. Government Printing Office, Washington, DC, 1966.
7. Box, G. E. P., Hunter, J. S., and Hunter, W. G., *Statistics for Experimenters: Design, Innovation, and Discovery, 2nd Edition*, John Wiley & Sons, Hoboken, NJ, 2005.

NOMENCLATURE FOR CHEMICAL COMPOUNDS

The International Union of Pure and Applied Chemistry (IUPAC) maintains several commissions that deal with the naming of chemical substances. In general, the approach of IUPAC is to present rules for arriving at names in a systematic manner, rather than recommending a unique name for each compound. Thus there are often several alternative “IUPAC names,” depending on which nomenclature system is used, each of which may have advantages in specific applications. However, each of these names will be unambiguous.

Organizations such as the Chemical Abstracts Service and the Beilstein Institute that prepare indexes to the chemical literature must adopt a system for selecting unique names in order to avoid excessive cross referencing. Chemical Abstracts Service uses a system which groups together compounds derived from a single parent compound. Thus most index names are inverted (e.g., Benzene, bromo rather than bromobenzene; Acetic acid, sodium salt rather than sodium acetate).

Recommended names for the most common substituent groups, ligands, ions, and organic rings are given in the two following tables, “Nomenclature for Inorganic Ions and Ligands” and “Organic Substituent Groups and Ring Systems.” For the basics of macromolecular nomenclature, see “Nomenclature for Organic Polymers” in Section 13.

Some of the most useful recent guides to chemical nomenclature, prepared by IUPAC and other organizations such as the International Union of Biochemistry and Molecular Biology (IUBMB) and the American Chemical Society are listed below. These books contain citations to the more detailed nomenclature documents in each area. Two very useful web sites providing links to nomenclature documents are:

www.iupac.org/publications/index.html
www.chem.qmul.ac.uk/iupac/

Inorganic Chemistry

Block, B. P., Powell, W. H., and Fernelius, W. C., *Inorganic Chemical Nomenclature, Principles and Practice*, American Chemical Society, Washington, 1990.

Nomenclature of Inorganic Chemistry — IUPAC Recommendations 2005. Connelly, N. G., Damhus, T., Hartshorn, R. M., and Hutton, A. T., The Royal Society of Chemistry, 2005.

Organic Chemistry

Nomenclature of Organic Chemistry: IUPAC Recommendations and Preferred Names 2013, Favre, H. A., and Powell, W. H., Royal Society of Chemistry, 2013.

International Union of Pure and Applied Chemistry, *Glossary of Class Names of Organic Compounds and Reactive Intermediates Based on Structure*, Moss, G. P., Smith, P. A. S., and Tavernier, D., Eds., *Pure & Appl. Chem.* 67, 1307, 1995.

International Union of Pure and Applied Chemistry, *Basic Terminology of Stereochemistry*, Moss, G. P., Ed., *Pure & Appl. Chem.* 68, 2193, 1996.

Rhodes, P. H., *The Organic Chemist's Desk Reference*, Chapman & Hall, London, 1995.

Macromolecular Chemistry

International Union of Pure and Applied Chemistry, *Compendium of Polymer Nomenclature*, Hess, M., Jones, R. G., Kahovec, J., Kitayama, T., Metanowski, W. V., Stepto, R., and Wilks, E. S., RSC Publishing, London, 2008.

International Union of Pure and Applied Chemistry, *Glossary of Basic Terms in Polymer Science*, Jenkins, A. D., Kratochvil, P., Stepto, R. F. T., and Suter, U. W., Eds., *Pure & Appl. Chem.* 68, 2287, 1996.

Biochemistry

International Union of Biochemistry and Molecular Biology, *Biochemical Nomenclature and Related Documents*, 1992, 2nd Ed., Portland Press, London, 1993; includes recommendations of the IUPAC-IUBMB Joint Commission on Biochemical Nomenclature.

International Union of Biochemistry and Molecular Biology, *Enzyme Nomenclature*, 1992, Academic Press, Orlando, FL, 1992.

IUPAC-IUBMB Joint Commission on Biochemical Nomenclature, *Nomenclature of Carbohydrates, Recommendations 1996*, McNaught, A. D., Ed., *Pure & Appl. Chem.* 68, 1919, 1996.

General

Principles of Chemical Nomenclature, Leigh, G. J., RSC Publishing, London, 2011.

NOMENCLATURE FOR INORGANIC IONS AND LIGANDS

Willem H. Koppenol

The entries below were selected from Table IX of Connelly, N. G., Damhus, T., Hartshorn, R. M. and Hutton, A. T., Eds., *Nomenclature of Inorganic Chemistry. IUPAC Recommendations 2005*, The Royal Society of Chemistry, 2005. Two changes were made: in the case of the hypohalides, the oxidohalogenate names are listed, not the new halooxygenate names. Thus, for BrO^- the still acceptable name “oxidobromate(1–)” is listed, not the more correct, but less palatable, “bromooxygenate(1–).” Similarly, and for reasons of consistency, ClO^\bullet is not named oxygen (mono)chloride, but chlorine mono(o) oxide. The symbol ‘ \curvearrowright ’ is used for dividing names when this is made necessary by a line break. When the name is reconstructed

from the name given in the table, this symbol should be omitted. Thus, all *hyphens* in the table are true parts of the names. The symbols ‘>’ and ‘<’ placed next to an element symbol both denote two single bonds connecting the atom in question to two other atoms. For a given compound, the various systematic names, if applicable, are given in the order: stoichiometric names, substitutive names, additive names and hydrogen names. Acceptable names that are not entirely systematic (or not formed according to any of the systems mentioned above) are given at the end after a semicolon. No order of preference is implied by the order in which formulae and names are listed. Reprinted by permission of IUPAC.

Formula for uncharged atom or group	Name			
	<i>Uncharged atoms or molecules (including zwitterions and radicals) or substituent groups^a</i>	<i>Cations (including cation radicals) or cationic substituent groups^a</i>	<i>Anions (including anion radicals) or anionic substituent groups^b</i>	<i>Ligands^c</i>
H	hydrogen H ⁺ , hydrogen(●), monohydrogen (natural or unspecified isotopic composition) ¹ H ⁺ , protium(●), monoprotrium ² H ⁺ = D ⁺ , deuterium(●), monodeuterium ³ H ⁺ = T ⁺ , tritium(●), monotritium	hydrogen (general) H ⁺ , hydrogen(1+), hydron (natural or unspecified isotopic composition) ¹ H ⁺ , protium(1+), proton ² H ⁺ = D ⁺ , deuterium(1+), deutron ³ H ⁺ = T ⁺ , tritium(1+), triton	hydride (general) H ⁻ , hydride (natural or unspecified isotopic composition) ¹ H ⁻ , protide ² H ⁻ = D ⁻ , deuteride ³ H ⁻ = T ⁻ , tritide	hydrido protido deuterido tritido
H ₂	H ₂ , dihydrogen D ₂ , dideuterium T ₂ , ditritium	H ₂ ⁺⁺ , dihydrogen(●1+) ¹ H ₂ ⁺⁺ , diprotium(●1+) D ₂ ⁺⁺ , dideuterium(●1+) T ₂ ⁺⁺ , ditritium(●1+)		
D, see H				
D ₂ , see H ₂				
T, see H				
T ₂ , see H ₂				
F	fluorine F [•] , fluorine(●), monofluorine –F, fluoro	fluorine (general) F ⁺ , fluorine(1+)	fluoride (general) F ⁻ , fluoride(1–); fluoride	fluorido (general) F ⁻ , fluorido(1–); fluorido
F ₂	F ₂ , difluorine	F ₂ ⁺⁺ , difluorine(●1+)	F ₂ ⁺⁻ , difluoride(●1–)	F ₂ , difluorine
Cl	chlorine (general) Cl [•] , chlorine(●), monochlorine –Cl, chloro	chlorine (general) Cl ⁺ , chlorine(1+)	chloride (general) Cl ⁻ , chloride(1–); chloride	chlorido (general) Cl ⁻ , chlorido(1–); chlorido
Cl ₂	Cl ₂ , dichlorine	Cl ₂ ⁺⁺ , dichlorine(●1+)	Cl ₂ ⁺⁻ , dichloride(●1–)	Cl ₂ , dichlorine Cl ₂ ⁺⁻ , dichlorido(●1–)
Br	bromine (general) Br [•] , bromine(●), monobromine –Br, bromo	bromine (general) Br ⁺ , bromine(1+)	bromide (general) Br ⁻ , bromide(1–); bromide	bromido (general) Br ⁻ , bromido(1–); bromido
Br ₂	Br ₂ , dibromine	Br ₂ ⁺⁺ , dibromine(●1+)	Br ₂ ⁺⁻ , dibromide(●1–)	Br ₂ , dibromine
I	iodine (general) I [•] , iodine(●), monoiodine –I, iodo	iodine (general) I ⁺ , iodine(1+)	iodide (general) I ⁻ , iodide(1–); iodide	iodido (general) I ⁻ , iodido(1–); iodido
I ₂	I ₂ , diiodine	I ₂ ⁺⁺ , diiodine(●1+)	I ₂ ⁺⁻ , diiodide(●1–)	I ₂ , diiodine

ClO	ClO, chlorine mon(o)oxide ClO [•] , oxidochlorine(•); chlorosyl –ClO, oxo-λ ³ -chloranyl; chlorosyl –OCl, chlorooxy		ClO [–] , oxidochlorate(1–); hypochlorite	ClO [–] , oxidochlorato(1–); hypochlorito
ClO ₂	ClO ₂ , chlorine dioxide ClO ₂ [•] , dioxidochlorine(•) ClOO [•] , chloridodioxygen \curvearrowright (O–O) (•), –ClO ₂ , dioxo-λ ⁵ -chloranyl; chloryl –OClO, oxo-λ ³ -chloranyloxy	ClO ₂ ⁺ , dioxidochlorine(1+) (<i>not</i> chloryl)	ClO ₂ [–] , dioxidochlorate(1–); chlorite	ClO ₂ [–] , dioxidochlorato(1–); chlorito
ClO ₃	ClO ₃ , chlorine trioxide ClO ₃ [•] , trioxidochlorine(•) –ClO ₃ , trioxo-λ ⁷ -chloranyl; perchloryl –OClO ₂ , dioxo-λ ⁵ -chloranyloxy	ClO ₃ ⁺ , trioxidochlorine(1+) (<i>not</i> perchloryl)	ClO ₃ [–] , trioxidochlorate(1–); chlorate	ClO ₃ [–] , trioxidochlorato(1–); chlorato
ClO ₄	ClO ₄ , chlorine tetraoxide ClO ₄ [•] , tetraoxidochlorine(•) –OClO ₃ , trioxo-λ ⁷ -chloranyloxy		ClO ₄ [–] , tetraoxidochlorate(1–); perchlorate	ClO ₄ [–] , tetraoxidochlorato(1–); perchlorato
IO	IO, iodine mon(o)oxide IO [•] , oxidiodine(•); iodosyl –IO, oxo-λ ³ -iodanyl; iodosyl –OI, iodoxy	IO ⁺ , oxidiodine(1+) (<i>not</i> iodosyl)	IO [–] , oxidiodate(1–); hypoiodite IO ^{2–} , oxidiodate(•2–)	IO [–] , oxidiodato(1–); hypoiodito
IO ₂	IO ₂ , iodine dioxide IO ₂ [•] , dioxidoiodine(•) –IO ₂ , dioxo-λ ⁵ -iodanyl; iodyl –OIO, oxo-λ ³ -iodanyloxy	IO ₂ ⁺ , dioxidoiodine(1+) (<i>not</i> iodyl)	IO ₂ [–] , dioxidoiodate(1–); iodite	IO ₂ [–] , dioxidoiodato(1–); iodito
IO ₃	IO ₃ , iodine trioxide IO ₃ [•] , trioxidoiodine(•) –IO ₃ , trioxo-λ ⁷ -iodanyl; periodyl –OIO ₂ , dioxo-λ ⁵ -iodanyloxy	IO ₃ ⁺ , trioxidoiodine(1+) (<i>not</i> periodyl)	IO ₃ [–] , trioxidoiodate(1–); iodate	IO ₃ [–] , trioxidoiodato(1–); iodato
IO ₄	IO ₄ , iodine tetraoxide IO ₄ [•] , tetraoxidoiodine(•) –OIO ₃ , trioxo-λ ⁷ -iodanyloxy		IO ₄ [–] , tetraoxidoiodate(1–); periodate	IO ₄ [–] , tetraoxidoiodato(1–); periodato
O	oxygen (general) O, monooxygen O ^{2•} , oxidanylidene, monooxygen(2•) >O, oxy, epoxy (in rings) =O, oxo	oxygen (general) O ^{•+} , oxygen(•1+)	oxide (general) O ^{•+} , oxidanidyl, oxide(•1–) O ^{2–} , oxide(2–); oxide –O [•] , oxido	O ^{2–} , oxido
O ₂	O ₂ , dioxygen O ₂ ^{2•} , dioxidenediyl, dioxygen(2•) –OO–, dioxidenediyl; peroxy	O ₂ ^{•+} , dioxidanyliumyl, dioxygen(•1+) O ₂ ²⁺ , dioxidanebis(ylum), dioxygen(2+)	O ₂ ^{•+} , dioxidanidyl, dioxide(•1–); superoxide (<i>not</i> hyperoxide) O ₂ ^{2–} , dioxidenediide, dioxide(2–); peroxide	dioxido (general) O ₂ , dioxygen O ₂ ^{•+} , dioxido(•1–); superoxido O ₂ ^{2–} , dioxidenediido, dioxido(2–); peroxido
O ₃	O ₃ , trioxxygen; ozone –OOO–, trioxidanediyl		O ₃ ^{•+} , trioxidanidyl, trioxide(•1–); ozonide	O ₃ , trioxxygen; ozone O ₃ ^{•+} , trioxido(•1–); ozonido
HO	HO [•] , oxidanyl, hydridooxygen(•); hydroxyl –OH, oxidanyl; hydroxy	HO ⁺ , oxidanylium, hydridooxygen(1+); hydroxylum	HO [–] , oxidanide, hydroxide	HO [–] , oxidanido; hydroxido
HO ₂	HO ₂ [•] , dioxidanyl, hydridodioxygen(•) hydrogen dioxide –OOH, dioxidanyl; hydroperoxy	HO ₂ ⁺ , dioxidanylium, hydridodioxygen(1+)	HO ₂ [–] , dioxidanide, hydrogen(peroxide)(1–)	HO ₂ [–] , dioxidanido, hydrogen(peroxido)(1–)
S	sulfur (general) S, monosulfur =S, sulfanylidene; thioxo –S–, sulfanediyl	sulfur (general) S [•] , sulfur(1+)	sulfide (general) S ^{•+} , sulfanidyl, sulfide(•1–) S ^{2–} , sulfanediide, sulfide(2–); sulfide –S [•] , sulfido	sulfido (general) S ^{•+} , sulfanidyl, sulfido(•1–) S ^{2–} , sulfanediido, sulfido(2–)

S ₂	S ₂ , disulfur –SS–, disulfanediyl >S=S, sulfanylidene-λ ⁴ -sulfanediyl; sulfinothioyl	S ₂ ^{•+} , disulfur(•1+)	S ₂ ^{•+} , disulfanidyl, disulfide(•1–) S ₂ ^{2–} , disulfide(2–), disulfanediide –SS–, disulfanidyl	S ₂ ^{2–} , disulfido(2–), disulfanediido
HS	HS [•] , sulfanyl, hydridosulfur(•) –SH, sulfanyl	HS ⁺ , sulfanylium, hydridosulfur(1+)	HS [–] , sulfanide, hydrogen(sulfide)(1–)	HS [–] , sulfanido, hydrogen(sulfido)(1–)
SO	SO, sulfur mon(o)oxide [SO], oxidosulfur >SO, oxo-λ ⁴ -sulfanediyl; sulfinyl	SO ^{•+} , oxidosulfur(•1+) (<i>not</i> sulfinyl or thionyl)	SO ^{•+} , oxidosulfate(•1–)	[SO], oxidosulfur
SO ₂	SO ₂ , sulfur dioxide [SO ₂], dioxidosulfur >SO ₂ , dioxo-λ ⁶ -sulfanediyl; sulfuryl, sulfonyl		SO ₂ ^{•+} , dioxidosulfate(•1–) SO ₂ ^{2–} , dioxidosulfate(2–), sulfanediolate	[SO ₂], dioxidosulfur SO ₂ ^{2–} , dioxidosulfato(2–), sulfanediolato
SO ₃	SO ₃ , sulfur trioxide		SO ₃ ^{•+} , trioxidosulfate(•1–) SO ₃ ^{2–} , trioxidosulfate(2–); sulfite –S(O) ₂ (O [–]), oxidodioxo-λ ⁶ -sulfanyl; sulfonato	SO ₃ ^{2–} , trioxidosulfato(2–); sulfito
SO ₄	–OS(O) ₂ O–, sulfonylbis(oxy)		SO ₄ ^{•+} , tetraoxidosulfate(•1–) SO ₄ ^{2–} , tetraoxidosulfate(2–); sulfate	SO ₄ ^{2–} , tetraoxidosulfato(2–); sulfato
S ₂ O ₃			S ₂ O ₃ ^{•+} = SO ₃ S ^{•+} , trioxido-1κ ³ O-disulfate(S–S)(•1–), trioxidosulfidosulfate(•1–) S ₂ O ₃ ^{2–} = SO ₃ S ^{2–} , trioxido-1κ ³ O-disulfate(S–S)(2–), trioxidosulfidosulfate(2–); thiosulfate, sulfurothioate	S ₂ O ₃ ^{2–} = SO ₃ S ^{2–} , trioxido-1κ ³ O-disulfato(S–S)(2–), trioxidosulfidosulfato(2–); thiosulfato, sulfurothioato
Se	Se (general) Se, monoselenium >Se, selanediyl =Se, selanylidene; selenoxo	selenium	selenide (general) Se ^{•+} , selanidyl, selenide(•1–) Se ^{2–} , selanediide, selenide(2–); selenide	selenido (general) Se ^{•+} , selanidyl, selenido(•1–) Se ^{2–} , selanediido, selenido(2–)
SeO	SeO, selenium mon(o)oxide [SeO], oxidoselenium >SeO, seleninyl			[SeO], oxidoselenium
SeO ₂	SeO ₂ , selenium dioxide [SeO ₂], dioxidoselenium >SeO ₂ , selenonyl		SeO ₂ ^{2–} , dioxidoselenate(2–)	[SeO ₂], dioxidoselenium SeO ₂ ^{2–} , dioxidoselenato(2–)
SeO ₃	SeO ₃ , selenium trioxide		SeO ₃ ^{•+} , trioxidoselenate(•1–) SeO ₃ ^{2–} , trioxidoselenate(2–); selenite	SeO ₃ ^{2–} , trioxidoselenato(2–); selenito
SeO ₄			SeO ₄ ^{2–} , tetraoxidoselenate(2–); selenate	SeO ₄ ^{2–} , tetraoxidoselenato(2–); selenato
Te	tellurium >Te, tellanediyl =Te, tellanylidene; telluroxo	tellurium	telluride (general) Te ^{•+} , tellanidyl, telluride(•1–) Te ^{2–} , tellanediide, telluride(2–); telluride	tellurido (general) Te ^{•+} , tellanidyl, tellurido(•1–) Te ^{2–} , tellanediido, tellurido(2–)
CrO ₂	CrO ₂ , chromium dioxide, chromium(IV) oxide			
UO ₂	UO ₂ , uranium dioxide	UO ₂ ^{•+} , dioxidouranium(1+) [<i>not</i> uranyl(1+)] UO ₂ ²⁺ , dioxidouranium(2+) [<i>not</i> uranyl(2+)]		

NpO ₂	NpO ₂ , neptunium dioxide	NpO ₂ ⁺ , dioxidoneptunium(1+) [<i>not</i> neptunyl(1+)] NpO ₂ ²⁺ , dioxidoneptunium(2+) [<i>not</i> neptunyl(2+)]		
PuO ₂	PuO ₂ , plutonium dioxide	PuO ₂ ⁺ , dioxidoplutonium(1+) [<i>not</i> plutonyl(1+)] PuO ₂ ²⁺ , dioxidoplutonium(2+) [<i>not</i> plutonyl (2+)]		
N	nitrogen N•, nitrogen(•), mononitrogen –N<, azanetriyl; nitrilo –N=, azanylylidene ≡N, azanylidyne	nitrogen (general) N ⁺ , nitrogen(1+)	nitride (general) N ³⁻ , nitride(3–), azanetriide; nitride =N ⁻ , azanidyldene; amidyldene –N ²⁻ , azanediidyl	N ³⁻ , nitrido(3–), azanetriido
N ₂	N ₂ , dinitrogen =N ⁺ =N ⁻ , (azanidyldene) azanumylidene; diazo –N=N–, diazane-1,2-diylidene; hydrazinediylidene =NN=, diazene-1,2-diyl; azo	N ₂ ^{•+} , dinitrogen(1+) N ₂ ²⁺ , dinitrogen(2+) –N ⁺ ≡N, diazyn-1-ium-1-yl	N ₂ ²⁻ , dinitride(2–) N ₂ ⁴⁻ , dinitride(4–), diazanetetraide; hydrazinetetraide	N ₂ , dinitrogen N ₂ ²⁻ , dinitrido(2–) N ₂ ⁴⁻ , dinitrido(4–), diazanetetrado; hydrazinetetrado
N ₃	N ₃ [•] , trinitrogen(•) –N=N ⁺ =N ⁻ , azido		N ₃ ⁻ , trinitride(1–); azide	N ₃ ⁻ , trinitrido(1–); azido
NH	NH ²⁺ , azanylidene, hydridonitrogen(2•); nitrene >NH, azanediyl =NH, azanylidene; imino	NH ⁺ , azanyliumdiyl, hydridonitrogen(1+) NH ²⁺ , azanebis(ylum), hydridonitrogen(2+)	NH ⁻ , azanidyl, hydridonitrate(1–) NH ²⁻ , azanediide, hydridonitrate(2–); imide –NH ⁻ , azanidyl; amidyl	NH ²⁻ , azanediido, hydridonitrato(2–); imido
NH ₂	NH ₂ [•] , azanyl, dihydridonitrogen(•); aminyl –NH ₂ , azanyl; amino	NH ₂ ⁺ , azanylium, dihydridonitrogen(1+)	NH ₂ ⁻ , azanide, dihydridonitrate(1–); amide	NH ₂ ⁻ , azanido, dihydridonitrato(1–), amido
NH ₃	NH ₃ , azane (parent hydride name), amine (parent name for certain organic derivatives), trihydridonitrogen; ammonia	NH ₃ ^{•+} , azaniumyl, trihydridonitrogen(•1+) –NH ₃ ⁺ , azaniumyl; ammonio	NH ₃ ⁻ , azanuidyl, trihydridonitrate(•1–)	NH ₃ , ammine
NH ₄	NH ₄ ⁺ , λ ⁵ -azanyl, tetrahydridonitrogen(•)	NH ₄ ⁺ , azanium; ammonium		
H ₂ NO	H ₂ NO [•] , aminooxidanyl, dihydridofoxidonitrogen(•); aminoxyl HONH [•] , hydroxyazanyl, hydridohydroxidonitrogen(•) –NH(OH), hydroxyazanyl, hydroxyamino –ONH ₂ , aminooxy –NH ₂ (O), oxo-λ ⁵ -azanyl; azinoyl		HONH ⁻ , hydroxyazanide, hydridohydroxidonitrate(1–) H ₂ NO ⁻ , azanolate, aminooxidamide, dihydridofoxidonitrate(1–)	NHOH ⁻ , hydroxyazanido, hydridohydroxidonitrato(1–) H ₂ NO ⁻ , azanolato, aminooxidano, dihydridofoxidonitrato(1–)
N ₂ H ₂	HN=NH, diazene –N=NH ₂ ⁺ , diazen-2-ium-1-ide H ₂ NN ²⁺ , diazanylidene, hydrazinylidene =NNH ₂ , diazanylidene; hydrazinylidene •HNNH [•] , diazane-1,2-diyl; hydrazine-1,2-diyl –HNNH–, diazane-1,2-diyl; hydrazine-1,2-diyl	HNNH ²⁺ , diazynediium	HNNH ²⁻ , diazane-1,2-diide, hydrazine-1,2-diide H ₂ NN ²⁻ , diazane-1,1-diide, hydrazine-1,1-diide	HN=NH, diazene –N=NH ₂ ⁺ , diazen-2-ium-1-ido HNNH ²⁻ , diazane-1,2-diido, hydrazine-1,2-diido H ₂ NN ²⁻ , diazane-1,1-diido, hydrazine-1,1-diido

N_2H_3	H_2NNH^+ , diazanyl, trihydrido \subset dinitrogen($N-N$)(\bullet); hydrazinyl – $NHNH_2$, diazanyl; hydrazinyl $^2-NNH_3^+$, diazan-2-ium-1,1-diide	$H_2N=NH^+$, diazenium	H_2NNH^- , diazanide, hydrazinide	$^2-NNH_3^+$, diazan-2-ium-1,1-diido H_2NNH^- , diazanido, hydrazinido
N_2H_4	H_2NNH_2 , diazane (parent hydride name), hydrazine (parent name for organic derivatives) – $NHNH_3^+$, diazan-2-ium-1-ide	$H_2NNH_2^{++}$, diazaniumyl, bis(dihydridonitrogen) \subset ($N-N$)($\bullet 1+$); hydraziniumyl $H_2N=NH_2^{2+}$, diazenediium		H_2NNH_2 , diazane, hydrazine – $NHNH_3^+$, diazan-2-ium-1-ido
NO	NO, nitrogen mon(o)oxide (<i>not</i> nitric oxide) NO^+ , oxoazanyl, oxidonitrogen(\bullet); nitrosyl – $N=O$, oxoazanyl; nitroso > $N(O)^-$, oxo- λ^5 -azanyl; azoryl = $N(O)^-$, oxo- λ^5 -azanylidene; azorylidene $\equiv N(O)$, oxo- λ^5 -azanylidene; azorylidene – $O^+=N^-$, azanidyldeneoxidaniumyl	NO^+ , oxidonitrogen(1+) (<i>not</i> nitrosyl) NO^{2+} , oxidonitrogen(2+)	NO^- , oxidonitrate(1–) $NO^{(2+)-}$, oxidonitrate(2 \bullet 1–)	NO, oxidonitrogen (general); nitrosyl = oxidonitrogen- κN (general) NO^+ , oxidonitrogen(1+) NO^- , oxidonitrato(1–)
NO_2	NO_2 , nitrogen dioxide $NO_2^{\bullet+} = ONO^+$, nitrosooxidanyl, dioxidonitrogen(\bullet); nitryl – NO_2 , nitro – ONO , nitrosooxy	NO_2^+ , dioxidonitrogen(1+) (<i>not</i> nitryl)	NO_2^- , dioxidonitrate(1–); nitrite $NO_2^{\bullet 2-}$, dioxidonitrate($\bullet 2$ –)	NO_2^- , dioxidonitrato(1–); nitrito $NO_2^{\bullet 2-}$, dioxidonitrato($\bullet 2$ –)
NO_3	NO_3 , nitrogen trioxide $NO_3^{\bullet+} = O_2NO^+$, nitrooxidanyl, trioxidonitrogen(\bullet) $ONOO^+$, nitrosodioxidanyl, (dioxido)oxidonitrogen(\bullet) – ONO_2 , nitrooxy		NO_3^- , trioxidonitrate(1–); nitrate $NO_3^{\bullet 2-}$, trioxidonitrate($\bullet 2$ –) [$NO(OO)$] $^-$, (dioxido)oxidonitrate(1–); peroxy nitrite	NO_3^- , trioxidonitrato(1–); nitrato $NO_3^{\bullet 2-}$, trioxidonitrato($\bullet 2$ –) [$NO(OO)$] $^-$, oxidoperoxidonitrato(1–); peroxy nitrito
N_2O	N_2O , dinitrogen oxide (<i>not</i> nitrous oxide) NNO, oxidodinitrogen($N-N$) – $N(O)=N^-$, azoxy		N_2O^+ , oxidodinitrate($\bullet 1$ –)	N_2O , dinitrogen oxide (general) NNO, oxidodinitrogen($N-N$) N_2O^+ , oxidodinitrato($\bullet 1$ –)
N_2O_3	N_2O_3 , dinitrogen trioxide O_2NNO , trioxido-1 κ^2O ,2 κO -dinitrogen($N-N$) $NO^+NO_2^-$, oxidonitrogen(1+) dioxidonitrate(1–) ONONO, dinitrosooxidane, μ -oxidobis(oxidonitrogen)		$N_2O_3^{2-} = [O_2NNO]^{2-}$, trioxido-1 κ_2O ,2 κO -dinitrate($N-N$)(2–)	
N_2O_4	N_2O_4 , dinitrogen tetroxide O_2NNO_2 , bis(dioxidonitrogen) \subset ($N-N$) ONOONO, 1,2-dinitrosodioxidane, 2,5-diazy-1,3,4,6-tetraoxy-[6] catena $NO^+NO_3^-$, oxidonitrogen(1+) trioxidonitrate(1–)			
N_2O_5	N_2O_5 , dinitrogen pentaoxide O_2NONO_2 , dinitrooxidane, $NO_2^+NO_3^-$, dioxidonitrogen(1+) trioxidonitrate(1–)			
NS	NS, nitrogen monosulfide NS^{\bullet} , sulfidonitrogen(\bullet) – $N=S$, sulfanylideneazanyl; thionitroso	NS^+ , sulfidonitrogen(1+) (<i>not</i> thionitrosyl)	NS^- , sulfidonitrate(1–)	NS, sulfidonitrogen, sulfidonitrato, thionitrosyl (general) NS^+ , sulfidonitrogen(1+) NS^- , sulfidonitrato(1–)

P	phosphorus (general) P [•] , phosphorus(•), monophosphorus >P–, phosphanetriyl	phosphorus (general) P ⁺ , phosphorus(1+)	phosphide (general) P [–] , phosphide(1–) P ^{3–} , phosphide(3–), phosphanetriide; phosphide	P ^{3–} , phosphido, phosphanetriido
PO	PO [•] , oxophosphanyl, oxidophosphorus(•), phosphorus mon(o)oxide; phosphoryl >P(O)–, oxo-λ ⁵ -phosphanetriyl; phosphoryl =P(O)–, oxo-λ ⁵ -phosphanylidene; phosphorylidene ≡P(O), oxo-λ ⁵ -phosphanylidyne; phosphorylidyne	PO [•] , oxidophosphorus(1+) (<i>not</i> phosphoryl)	PO [–] , oxidophosphate(1–)	
PO ₂	–P(O) ₂ , dioxo-λ ⁵ -phosphanyl		PO ₂ [–] , dioxidophosphate(1–)	PO ₂ [–] , dioxidophosphato(1–)
PO ₃			PO ₃ [–] , trioxidophosphate(1–) PO ₃ ^{•2–} , trioxidophosphate(•2–) PO ₃ ^{3–} , trioxidophosphate(3–); phosphite (PO ₃ [–]) _n = {P(O) ₂ O} ^{n–} , <i>catena</i> -poly[(dioxidophosphate- μ-oxido)(1–)]; metaphosphate –P(O)(O [–]) ₂ , dioxidooxo-λ ⁵ - phosphanyl; phosphonato	PO ₃ [–] , trioxidophosphato(1–) PO ₃ ^{•2–} , trioxidophosphato(•2–) PO ₃ ^{3–} , trioxidophosphato(3–); phosphito
PO ₄			PO ₄ ^{•2–} , tetraoxidophosphate(•2–) PO ₄ ^{3–} , tetraoxidophosphate(3–); phosphate	PO ₄ ^{3–} , tetraoxidophosphato(3–); phosphato
PS	PS [•] , sulfidophosphorus(•); –PS, thiophosphoryl	PS ⁺ , sulfidophosphorus(1+) (<i>not</i> thiophosphoryl)		
AsO ₃			AsO ₃ ^{3–} , trioxidoarsenate(3–); arsenite, arsorite –As(=O)(O [–]) ₂ , dioxidooxo-λ ⁵ -arsanyl; arsonato	AsO ₃ ^{3–} , trioxidoarsenato(3–); arsenito, arsorito
AsO ₄			AsO ₄ ^{3–} , tetraoxidoarsenate(3–); arsenate, arsorato	AsO ₄ ^{3–} , tetraoxidoarsenato(3–); arsenato, arsorato
VO	VO, vanadium(II) oxide, vanadium mon(o)oxide	VO ²⁺ , oxidovanadium(2+) (<i>not</i> vanadyl)		
CO	CO, carbon mon(o)oxide >C=O, carbonyl =C=O, carbonylidene	CO ^{•+} , oxidocarbon(•1+) CO ²⁺ , oxidocarbon(2+)	CO ^{•–} , oxidocarbonate(•1–)	CO, oxidocarbon, oxidocarbonato (general); carbonyl = oxidocarbon-κC (general) CO ^{•+} , oxidocarbon(•1+) CO ^{•–} , oxidocarbonato(•1–)
CO ₂	CO ₂ , carbon dioxide, dioxidocarbon		CO ₂ ^{•+} , dioxoformyl, dioxidocarbonate(•1–)	CO ₂ , dioxidocarbon CO ₂ ^{•+} , dioxoformyl, dioxidocarbonato(•1–)
CO ₃			CO ₃ ^{•–} , trioxidocarbonate(•1–), OCOO ^{•–} , (dioxido)oxidocarbonate(•1–), oxidoperoxidocarbonate(•1–) CO ₃ ^{2–} , trioxidocarbonate(2–); carbonate	CO ₃ ^{2–} , trioxidocarbonato(2–); carbonato
CS	carbon monosulfide >C=S, carbonothioyl; thiocarbonyl =C=S, carbonothioylidene	CS ^{•+} , sulfidocarbon(•1+)	CS ^{•–} , sulfidocarbonate(•1–)	CS, sulfidocarbon, sulfidocarbonato, thiocarbonyl (general); CS ^{•+} , sulfidocarbon(•1+) CS ^{•–} , sulfidocarbonato(•1–)
CS ₂	CS ₂ , disulfidocarbon, carbon disulfide		CS ₂ ^{•–} , sulfidothioxomethyl, disulfidocarbonate(•1–)	CS ₂ , disulfidocarbon CS ₂ ^{•–} , sulfidothioxomethyl, disulfidocarbonato(•1–)

CN	CN [•] , nitridocarbon(•); cyanyl –CN, cyano –NC, isocyano	CN ⁺ , azanylidynemethylum, nitridocarbon(1+)	CN [–] , nitridocarbonate(1–); cyanide	nitridocarbonato (general) CN [–] , nitridocarbonato(1–); cyanido = [nitridocarbonato(1–)-κC]
CNO	OCN [•] , nitridooxidocarbon(•) –OCN, cyanato –NCO, isocyanato –ONC, λ ² -methylidene \curvearrowright azanylylideneoxy –CNO, (oxo-λ ⁵ - azanylidynemethyl		OCN [–] , nitridooxidocarbonate(1–); cyanate ONC [–] , carbidooxidonitrate(1–); fulminate OCN ^{•2–} , nitridooxidocarbonate(•2–)	OCN [–] , nitridooxidocarbonato(1–); cyanato ONC [–] , carbidooxidonitrato(1–); fulminato
CNS	SCN [•] , nitridosulfidocarbon(•) –SCN, thiocyanato –NCS, isothiocyanato –SNC, λ ² -methylidene \curvearrowright azanylylidenesulfanediyl –CNS, (sulfanylidene-λ ⁵ - azanylidynemethyl		SCN [–] , nitridosulfidocarbonate(1–); thiocyanate SNC [–] , carbidosulfidonitrate(1–)	SCN [–] , nitridosulfidocarbonato(1–); thiocyanato SNC [–] , carbidosulfidonitrato(1–)
CNSe	SeCN [•] , nitridoselenidocarbon(•) –SeCN, selenocyanato –NCSe, isoselenocyanato –SeNC, λ ² -methylidene \curvearrowright azanylylideneselenanediyl –CNSe, (selanylidene-λ ⁵ - azanylidynemethyl		SeCN [–] , nitridoselenidocarbonate(1–); selenocyanate SeNC [–] , carbidoselenidonitrate(1–)	SeCN [–] , nitridoselenidocarbonato(1–); selenocyanato SeNC [–] , carbidoselenidonitrato(1–)

^a Where an element symbol occurs in the first column, the unmodified element name is listed in the second and third columns. The unmodified name is generally used when the element appears as an electropositive constituent in the construction of a stoichiometric name (Sections IR-5.2 and IR-5.4). Names of homoatomic cations consisting of the element are also constructed using the element name, adding multiplicative prefixes and charge numbers as applicable (Sections IR-5.3.2.1 to IR-5.3.2.3). The sections mentioned refer to parts of *Nomenclature of Inorganic Chemistry. IUPAC Recommendations 2005*, see above.

^b Where an element symbol occurs in the first column, the fourth column gives the element name appropriately modified with the ending 'ide' (hydride, nitride, etc.). The 'ide' form of the element name is generally used when the element appears as an electronegative constituent in the construction of a stoichiometric name (Sections IR-5.2 and IR-5.4). Names of homoatomic anions consisting of the element in question are also constructed using this modified form, adding multiplicative prefixes and charge numbers as applicable (Sections IR-5.3.3.1 to IR-5.3.3.3). Examples are given in the Table of names of some specific anions, e.g. chloride(1–), oxide(2–), dioxide(2–). In certain cases, a particular anion has the 'ide' form itself as an accepted short name, e.g., chloride, oxide. If specific anions are named, the 'ide' form of the element name with no further modification is given as the first entry in the fourth column, with the qualifier '(general)'. The sections mentioned refer to parts of *Nomenclature of Inorganic Chemistry. IUPAC Recommendations 2005*, see above.

^c Ligand names must be placed within enclosing marks whenever necessary to avoid ambiguity, cf. Section IR-9.2.2.3. Some ligand names must always be enclosed. For example, if 'dioxido' is cited as is, it must be enclosed so as to distinguish it from two 'oxido' ligands; if combined with a multiplicative prefix it must be enclosed because it starts with a multiplicative prefix itself. A ligand name such as 'nitridocarbonato' must always be enclosed to avoid interpreting it as two separate ligand names, 'nitrido' and 'carbonato'. In this table, however, these enclosing marks are omitted for the sake of clarity. Note that the ligand names given here with a charge number can generally also be used without if it is not desired to make any implication regarding the charge of the ligand. For example, the ligand name '[dioxido(•1–)]' may be used if one wishes explicitly to consider the ligand to be the species dioxide(•1–), whereas the ligand name '(dioxido)' can be used if no such implications are desirable. The section mentioned refer to parts of *Nomenclature of Inorganic Chemistry. IUPAC Recommendations 2005*, see above.

ORGANIC SUBSTITUENT GROUPS AND RING SYSTEMS

The first part of this table lists substituent groups and their line formulas. A substituent group is defined by IUPAC as a group that replaces one or more hydrogen atoms attached to a parent structure. Such groups are sometimes called radicals, but IUPAC now reserves the term radical for a free molecular species with unpaired electrons. IUPAC does not recommend some of these names, which are marked here with asterisks (e.g., amyl*), but they are included in this list because they are often encountered in the older literature. Substituent group names that are formed

by systematic rules (e.g., methyl from methane, ethyl from ethane, etc.) are included here only for the first few members of a homologous series.

In the second part of the table a number of common organic ring compounds are shown, with the conventional numbering of the ring positions indicated.

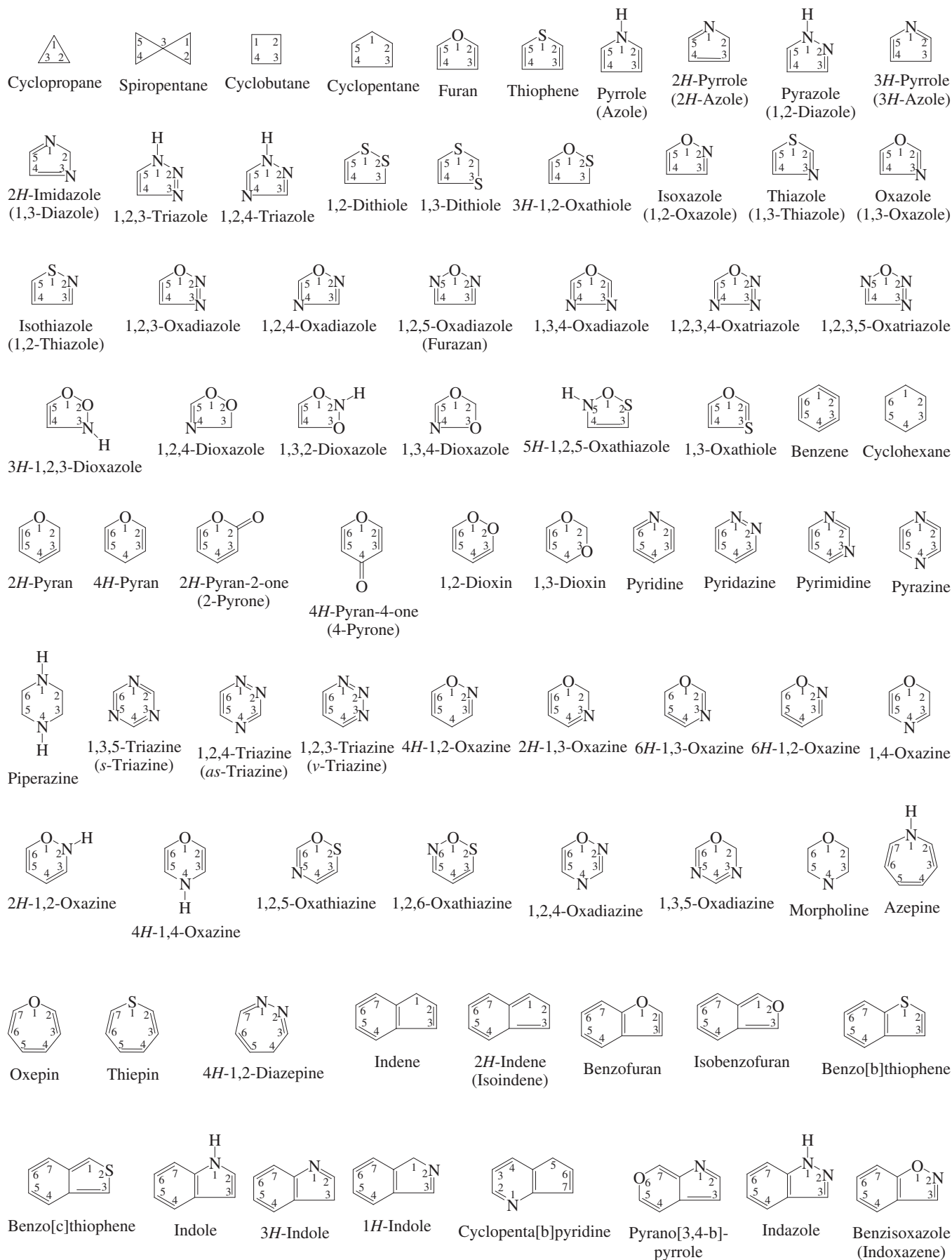
The help of Warren H. Powell in preparing this table is greatly appreciated. Pertinent references may be found in the table "Nomenclature of Chemical Compounds."

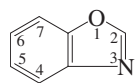
Substituent Groups

acetamido (acetylamino)	$\text{CH}_3\text{CONH-}$	cinnamoyl	$\text{C}_6\text{H}_5\text{CH=CHCO-}$
acetoacetyl	$\text{CH}_3\text{COCH}_2\text{CO-}$	cinnamyl (3-phenyl-2-propenyl)	$\text{C}_6\text{H}_5\text{CH=CHCH}_2\text{-}$
acetonyl	$\text{CH}_3\text{COCH}_2\text{-}$	cinnamylidene	$\text{C}_6\text{H}_5\text{CH=CHCH=}$
acetyl	$\text{CH}_3\text{CO-}$	cresyl* (hydroxymethylphenyl)	$\text{HO}(\text{CH}_2)\text{C}_6\text{H}_4\text{-}$
acryloyl* (1-oxo-2-propenyl)	$\text{CH}_2=\text{CHCO-}$	crotonoyl	$\text{CH}_3\text{CH=CHCO-}$
alanyl (from alanine)	$\text{CH}_3\text{CH}(\text{NH}_2)\text{CO-}$	crotyl (2-butenyl)	$\text{CH}_3\text{CH=CHCH}_2\text{-}$
β -alanyl	$\text{H}_2\text{N}(\text{CH}_2)_2\text{CO-}$	cyanamido (cyanoamino)	NCNH-
allyl (2-propenyl)	$\text{CH}_2=\text{CHCH}_2\text{-}$	cyanato	NCO-
allylidene (2-propenylidene)	$\text{CH}_2=\text{CHCH=}$	cyano	NC-
amidino (aminoiminomethyl)	$\text{H}_2\text{NC(=NH)-}$	decanedioyl	$-\text{OC}(\text{CH}_2)_8\text{CO-}$
amino	$\text{H}_2\text{N-}$	decanoyl	$\text{CH}_3(\text{CH}_2)_8\text{CO-}$
amyl* (pentyl)	$\text{CH}_3(\text{CH}_2)_4\text{-}$	diazo	$\text{N}_2\text{=}$
anilino (phenylamino)	$\text{C}_6\text{H}_5\text{NH-}$	diazoamino	$-\text{NHN=}$
anisidino	$\text{CH}_3\text{OC}_6\text{H}_4\text{NH-}$	disilanyl	$\text{H}_3\text{SiSiH}_2\text{-}$
anthranoyl (2-aminobenzoyl)	$2\text{-H}_2\text{NC}_6\text{H}_4\text{CO-}$	disiloxanyloxy	$\text{H}_3\text{SiOSiH}_2\text{O-}$
arsino	$\text{AsH}_2\text{-}$	disulfinyl	$-\text{S}(\text{O})\text{S}(\text{O})\text{-}$
azelaoyl (from azelaic acid)	$-\text{OC}(\text{CH}_2)_7\text{CO-}$	dithio	$-\text{SS-}$
azido	$\text{N}_3\text{-}$	enanthoyl* (heptanoyl)	$\text{CH}_3(\text{CH}_2)_5\text{CO-}$
azino	$=\text{N=N=}$	epoxy	$-\text{O-}$
azo	$-\text{N=N-}$	ethenyl (vinyl)	$\text{CH}_2=\text{CH-}$
azoxy	$-\text{N}(\text{O})=\text{N-}$	ethynyl	$\text{HC}\equiv\text{C-}$
benzal* (benzylidene)	$\text{C}_6\text{H}_5\text{CH=}$	ethoxy	$\text{C}_2\text{H}_5\text{O-}$
benzamido (benzoylamino)	$\text{C}_6\text{H}_5\text{CONH-}$	ethyl	$\text{CH}_3\text{CH}_2\text{-}$
benzhydryl (diphenylmethyl)	$(\text{C}_6\text{H}_5)_2\text{CH-}$	ethylene	$-\text{CH}_2\text{CH}_2\text{-}$
benzoxy* (benzoyloxy)	$\text{C}_6\text{H}_5\text{COO-}$	ethylidene	$\text{CH}_3\text{CH=}$
benzoyl	$\text{C}_6\text{H}_5\text{CO-}$	ethylthio	$\text{C}_2\text{H}_5\text{S-}$
benzyl	$\text{C}_6\text{H}_5\text{CH}_2\text{-}$	formamido (formylamino)	HCONH-
benzylidene	$\text{C}_6\text{H}_5\text{CH=}$	formyl	HCO-
benzylidyne	$\text{C}_6\text{H}_5\text{C=}$	furmaroyl (from fumaric acid)	$-\text{OCCCH=CHCO-}$
biphenyl	$\text{C}_6\text{H}_5\text{C}_6\text{H}_5\text{-}$	furfuryl (2-furanylmethyl)	$\text{OC}_4\text{H}_3\text{CH}_2\text{-}$
biphenylene	$-\text{C}_6\text{H}_4\text{-C}_6\text{H}_4\text{-}$	furfurylidene (2-furanylmethylene)	$\text{OC}_4\text{H}_3\text{CH=}$
butoxy	$\text{C}_4\text{H}_9\text{O-}$	glutamoyl (from glutamic acid)	$-\text{OC}(\text{CH}_2)_2\text{CH}(\text{NH}_2)\text{CO-}$
sec-butoxy (1-methylpropoxy)	$\text{C}_2\text{H}_5\text{CH}(\text{CH}_3)\text{O-}$	glutaryl (from glutaric acid)	$-\text{OC}(\text{CH}_2)_3\text{CO-}$
tert-butoxy (1,1-dimethylethoxy)	$(\text{CH}_3)_3\text{CO-}$	glycylamino	$\text{H}_2\text{NCH}_2\text{CONH-}$
butyl	$\text{CH}_3(\text{CH}_2)_3\text{-}$	glycoloyl; glycolyl (hydroxyacetyl)	$\text{HOCH}_2\text{CO-}$
sec-butyl (1-methylpropyl)	$\text{CH}_3\text{CH}_2\text{CH}(\text{CH}_3)\text{-}$	glycyl (aminoacetyl)	$\text{H}_2\text{NCH}_2\text{CO-}$
tert-butyl (1,1-dimethylethyl)	$(\text{CH}_3)_3\text{C-}$	glyoxyloyl; glyoxylyl (oxoacetyl)	HCOCO-
butyryl (1-oxobutyl)	$\text{CH}_3(\text{CH}_2)_2\text{CO-}$	guanidino	$\text{H}_2\text{NC(=NH)NH-}$
caproyl* (hexanoyl)	$\text{CH}_3(\text{CH}_2)_4\text{CO-}$	guanyl (aminoiminomethyl)	$\text{H}_2\text{NC(=NH)-}$
capryl* (decanoyl)	$\text{CH}_3(\text{CH}_2)_8\text{CO-}$	heptadecanoyl	$\text{CH}_3(\text{CH}_2)_{15}\text{CO-}$
capryloyl* (octanoyl)	$\text{CH}_3(\text{CH}_2)_6\text{CO-}$	heptanamido	$\text{CH}_3(\text{CH}_2)_5\text{CONH-}$
carbamido (carbamoylamino)	$\text{H}_2\text{NCONH-}$	heptanedioyl	$-\text{OC}(\text{CH}_2)_5\text{CO-}$
carbamoyl (aminocarbonyl)	$\text{H}_2\text{NCO-}$	heptanoyl	$\text{CH}_3(\text{CH}_2)_5\text{CO-}$
carbamyl (aminocarbonyl)	$\text{H}_2\text{NCO-}$	hexadecanoyl	$\text{CH}_3(\text{CH}_2)_{14}\text{CO-}$
carbazoyle (hydrazinocarbonyl)	$\text{H}_2\text{NNHCO-}$	hexamethylene (1,6-hexanediy)	$-(\text{CH}_2)_6\text{-}$
carbethoxy (ethoxycarbonyl)	$\text{C}_2\text{H}_5\text{OCO-}$	hexanedioyl	$-\text{OC}(\text{CH}_2)_4\text{CO-}$
carbonyl	$=\text{C=O}$	hippuryl (N-benzoylglycyl)	$\text{C}_6\text{H}_5\text{CONHCH}_2\text{CO-}$
carboxy	HOOC-	hydrazino	$\text{H}_2\text{NNH-}$
cetyl* (hexadecyl)	$\text{CH}_3(\text{CH}_2)_{15}\text{-}$	hydrazo	$-\text{HNNH-}$
chloroformyl (chlorocarbonyl)	ClCO-	hydrocinnamoyl	$\text{C}_6\text{H}_5(\text{CH}_2)_2\text{CO-}$

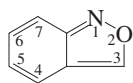
hydroperoxy	HOO-	phenylene (benzenediyl)	-C ₆ H ₄ -
hydroxyamino	HONH-	phosphino* (phosphanyl)	H ₂ P-
hydroxy	HO-	phosphinyl* (phosphinoyl)	H ₂ P(O)-
imino	HN=	phospho	O ₂ P-
iodoso* (iodosyl)	OI-	phosphono	(HO) ₂ P(O)-
iodyl	O ₂ I-	phthaloyl (from phthalic acid)	1,2-C ₆ H ₄ (CO-) ₂
isoamyl* (isopentyl; 3-methylbutyl)	(CH ₃) ₂ CH(CH ₂) ₂ -	picryl (2,4,6-trinitrophenyl)	2,4,6-(NO ₂) ₃ C ₆ H ₂ -
isobutenyl (2-methyl-1-propenyl)	(CH ₃) ₂ C=CH-	pimeloyl (from pimelic acid)	-OC(CH ₂) ₅ CO-
isobutoxy (2-methylpropoxy)	(CH ₃) ₂ CHCH ₂ O-	piperidino (1-piperidinyl)	C ₅ H ₁₀ N-
isobutyl (2-methylpropyl)	(CH ₃) ₂ CHCH ₂ -	pivaloyl (from pivalic acid)	(CH ₃) ₃ CCO-
isobutylidene (3-methylpropylidene)	(CH ₃) ₂ CHCH=	prenyl (3-methyl-2-butenyl)	(CH ₃) ₂ C=CHCH ₂ -
isobutyryl (2-methyl-1-oxopropyl)	(CH ₃) ₂ CHCO-	propargyl (2-propynyl)	HC'CCH ₂ -
isocyanato	OCN-	1-propenyl	-CH=CHCH ₂
isocyano	CN-	2-propenyl (allyl)	CH ₂ =CHCH ₂ -
isohexyl (4-methylpentyl)	(CH ₃) ₂ CH(CH ₂) ₃ -	propionyl* (propanyl)	CH ₃ CH ₂ CO-
isoleucyl (from isoleucine)	C ₂ H ₅ CH(CH ₃)CH(NH ₂)CO-	propoxy	CH ₃ CH ₂ CH ₂ O-
isonitroso* (hydroxyamino)	HON=	propyl	CH ₃ CH ₂ CH ₂ -
isopentyl (3-methylbutyl)	(CH ₃) ₂ CH(CH ₂) ₂ -	propylidene	CH ₂ CH ₂ CH=
isopentylidene (3-methylbutylidene)	(CH ₃) ₂ CHCH ₂ CH=	pyrryl (pyrrolyl)	C ₄ H ₄ N-
isopropenyl (1-methylethenyl)	CH ₂ =C(CH ₃)-	salicyloyl (2-hydroxybenzoyl)	2-HOC ₆ H ₄ CO-
isopropoxy (1-methylethoxy)	(CH ₃) ₂ CHO-	selenyl* (selanyl; hydroseleno)	HSe-
isopropyl (1-methylethyl)	(CH ₃) ₂ CH-	seryl (from serine)	HOCH ₂ CH(NH ₂)CO-
isopropylidene (1-methylethylidene)	(CH ₃) ₂ C=	siloxy	H ₃ SiO-
isothiocyanato (isothiocyano)	SCN-	silyl	H ₃ Si-
isovaleryl* (3-methyl-1-oxobutyl)	(CH ₃) ₂ CHCH ₂ CO-	silylene	H ₂ Si=
lactoyl (from lactic acid)	CH ₃ CH(OH)CO-	sorboyl (from sorbic acid)	CH ₃ CH=CHCH=CHCO-
lauroyl (from lauric acid)	CH ₃ (CH ₂) ₁₀ CO-	stearoyl (from stearic acid)	CH ₃ (CH ₂) ₁₄ CO-
lauryl (dodecyl)	CH ₃ (CH ₂) ₁₁ -	stearyl (octadecyl)	CH ₃ (CH ₂) ₁₇ -
leucyl (from leucine)	(CH ₃) ₂ CHCH ₂ CH(NH ₂)CO-	styryl (2-phenylethenyl)	C ₆ H ₅ CH=CH-
levulinoyl (from levulinic acid)	CH ₃ CO(CH ₂) ₂ CO-	suberoyl (from suberic acid)	-OC(CH ₂) ₆ CO-
malonyl (from malonic acid)	-OCCH ₂ CO-	succinyl (from succinic acid)	-OCCH ₂ CH ₂ CO-
mandeloyl (from mandelic acid)	C ₆ H ₅ CH(OH)CO-	sulfamino (sulfoamino)	HOSO ₂ NH-
mercapto	HS-	sulfamoyl (sulfamyl)	H ₂ NSO ₂ -
mesityl	2,4,6-(CH ₃) ₃ C ₆ H ₂ -	sulfanilyl [(4-aminophenyl)sulfonyl]	4-H ₂ NC ₆ H ₄ SO ₂ -
methacryloyl (from methacrylic acid)	CH ₂ =C(CH ₃)CO-	sulfeno	HOS-
methallyl (2-methyl-2-propenyl)	CH ₂ =C(CH ₃)CH ₂ -	sulphydryl (mercapto)	HS-
methionyl (from methionine)	CH ₃ SCH ₂ CH ₂ CH(NH ₂)CO-	sulfinyl	OS=
methoxy	CH ₃ O-	sulfo	HO ₃ S-
methyl	H ₃ C-	sulfonyl (sulfuryl)	-SO ₂ -
methylene	H ₂ C=	terephthaloyl	1,4-C ₆ H ₄ (CO-) ₂
methylthio	CH ₃ S-	tetramethylene	-(CH ₂) ₄ -
myristoyl (from myristic acid)	CH ₃ (CH ₂) ₁₂ CO-	thienyl (from thiophene)	(C ₄ H ₃ S)-
myristyl (tetradecyl)	CH ₃ (CH ₂) ₁₃ -	thiocarbonyl (carbothionyl)	=CS
naphthyl	(C ₁₀ H ₇)-	thiocarboxy	HOSC-
naphthylene	-(C ₁₀ H ₆)-	thiocyanato (thiocyano)	NCS-
neopentyl (2,2-dimethylpropyl)	(CH ₃) ₃ CCH ₂ -	thionyl* (sulfinyl)	-SO-
nitramino (nitroamino)	O ₂ NNH-	threonyl (from threonine)	CH ₃ CH(OH)CH(NH ₂)CO-
nitro	O ₂ N-	toluidino [(methylphenyl)amino]	CH ₃ C ₆ H ₄ NH-
nitrosamino (nitrosoamino)	ONNH-	toluoyl (methylbenzoyl)	CH ₃ C ₆ H ₄ CO-
nitrosimino (nitrosoimino)	ONN=	tolyl (methylphenyl)	CH ₃ C ₆ H ₄ -
nitroso	ON-	α-tolyl (benzyl)	C ₆ H ₅ CH ₂ -
nonanoyl (from nonanoic acid)	CH ₃ (CH ₂) ₇ CO-	tolyene (methylphenylene)	-(CH ₂ C ₆ H ₃)-
oleoyl (from oleic acid)	CH ₃ (CH ₂) ₇ CH=CH(CH ₂) ₇ CO-	tosyl [(4-methylphenyl) sulfonyl]	4-CH ₃ C ₆ H ₄ SO ₂ -
oxalyl (from oxalic acid)	-OCO-	triazano	H ₂ NNHNH-
oxo	O=	trimethylene (1,3-propanediyl)	-(CH ₂) ₃ -
palmitoyl (from palmitic acid)	CH ₃ (CH ₂) ₁₄ CO-	trityl (triphenylmethyl)	(C ₆ H ₅) ₃ C-
pentamethylene (1,5-pentanediyyl)	-(CH ₂) ₅ -	valeryl* (pentanoyl)	CH ₃ (CH ₂) ₃ CO-
pentyl	CH ₃ (CH ₂) ₄ -	valyl (from valine)	(CH ₃) ₂ CHCH(NH ₂)CO-
tert-pentyl	CH ₃ CH ₂ C(CH ₃) ₂ -	vinyl (ethenyl)	CH ₂ =CH-
phenacyl	C ₆ H ₅ COCH ₂ -	vinylidene (ethenylidene)	CH ₂ =C=
phenacylidene	C ₆ H ₅ COCH=	xyldino [(dimethylphenyl)amino]	(CH ₃) ₂ C ₆ H ₃ NH-
phenethyl (2-phenylethyl)	C ₆ H ₅ CH ₂ CH ₂ -	xylyl (dimethylphenyl)	(CH ₃) ₂ C ₆ H ₃ -
phenoxy	C ₆ H ₅ O-	xylylene [phenylenebis(methylene)]	-CH ₂ C ₆ H ₄ CH ₂ -
phenyl	C ₆ H ₅ -		

Organic Ring Compounds

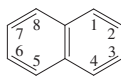




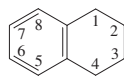
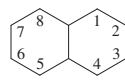
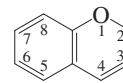
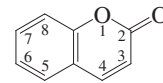
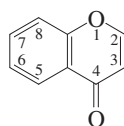
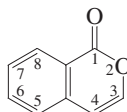
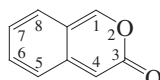
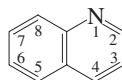
Benzoxazole



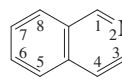
2,1-Benzisoxazole



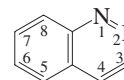
Naphthalene

1,2,3,4-Tetra-
hydronaphthalene
(Tetralin)Octahydronaphthalene
(Decalin)2H-1-Benzopyran
(2H-Chromene)2H-1-Benzopyran-2-one
(Coumarin)4H-1-Benzopyran-4-one
(Chromen-4-one)1H-2-Benzopyran-1-one
(Isocoumarin)3H-2-Benzopyran-1-one
(Isochromen-3-one)

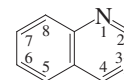
Quinoline



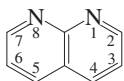
Isoquinoline



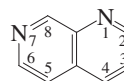
Cinnoline



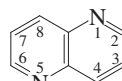
Quinazoline



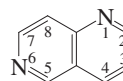
1,8-Naphthyridine



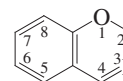
1,7-Naphthyridine



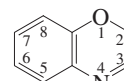
1,5-Naphthyridine



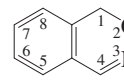
1,6-Naphthyridine



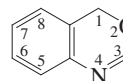
2H-1,3-Benzoxazine



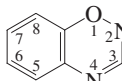
2H-1,4-Benzoxazine



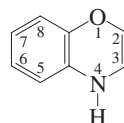
1H-2,3-Benzoxazine



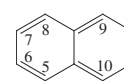
4H-3,1-Benzoxazine



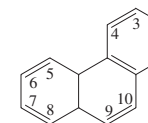
2H-1,2-Benzoxazine



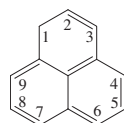
4H-1,4-Benzoxazine



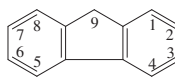
Anthracene



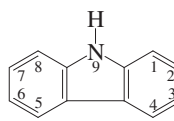
Phenanthrene



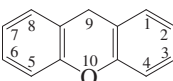
Phenalene



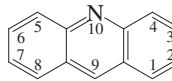
Fluorene



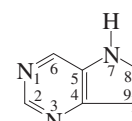
Carbazole



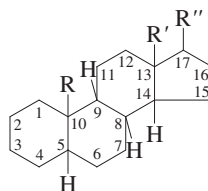
Xanthene



Acridine

Norpinane
(Bicyclo[3.1.1]heptane)

7H-Purine



Steroid ring system

R = Nearly always methyl
R' = Usually methyl
R'' = Various groups

REPRESENTATION OF CHEMICAL STRUCTURES WITH THE IUPAC INTERNATIONAL CHEMICAL IDENTIFIER (INCHI)

Stephen R. Heller and Alan D. McNaught

The IUPAC International Chemical Identifier (InChI) is a freely available, non-proprietary identifier for chemical substances that can be used in both printed and electronic data sources. It is generated from a computerized representation of a molecular structure diagram, which can be produced by chemical structure-drawing software. Its use enables linking of diverse data compilations and unambiguous identification of chemical substances. A full description of the Identifier and software for its generation are available from the IUPAC Web site (Ref. 1), and a helpful compilation of answers to frequently asked questions has been put together at the Unilever Centre for Molecular Science Informatics (Ref. 2). Commercial structure-drawing software that will generate the Identifier is available from several organizations, listed on the IUPAC Web site.

The conversion of structural information to the Identifier is based on a set of IUPAC structure conventions, and rules for normalization and canonicalization (conversion to a single, predictable sequence) of an input structure representation. The resulting InChI is simply a series of characters that serve to uniquely identify the structure from which it was derived. The InChI uses a layered format to represent all available structural information relevant to compound identity. InChI layers are listed below. Each layer in an InChI representation contains a specific type of structural information. These layers, automatically extracted from the input structure, are designed so that each successive layer adds additional detail to the Identifier. The specific layers generated depend on the level of structural detail available and whether or not allowance is made for tautomerism. Of course, any ambiguities or uncertainties in the original structure will remain in the InChI.

This layered structure design offers a number of advantages. If two structures for the same substance are drawn at different levels of detail, the one with the lower level of detail will, in effect, be contained within the other. Specifically, if one substance is drawn with stereo-bonds and the other without, the layers in the latter will be a subset of the former. The same will hold for compounds treated by one author as tautomers and by another as exact structures with all H-atoms fixed. This can work at a finer level. For example, if one author includes double bond and tetrahedral stereochemistry, but another omits stereochemistry, the latter InChI will be contained in the former.

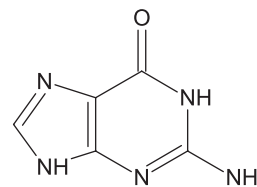
The InChI layers are

1. Formula
2. Connectivity (no formal bond orders)
 - a. disconnected metals
 - b. connected metals
3. Isotopes
4. Stereochemistry
 - a. double bond (Z/E)
 - b. tetrahedral (sp³)
5. Tautomers (on or off)

Charges are not part of the basic InChI, but rather are added at the end of the InChI string.

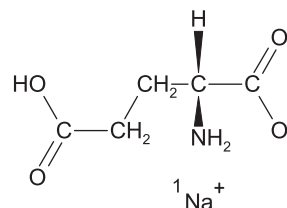
Two examples of InChI representations are given below. It is important to recognize, however, that InChI strings are intended for use by computers and end users need not understand any of their

details. In fact, the open nature of InChI and its flexibility of representation, after implementation into software systems, may allow chemists to be even less concerned with the details of structure representation by computers.



guanine

InChI=1/C5H5N5O/c6-5-9-3-2(4(11)10-5)7-1-8-3/h1H,(H4,6,7,8,9,10,11)/f/h8,10H,6H2



monosodium glutamate

InChI=1/C5H9NO4.Na/c6-3(5(9)10)1-2-4(7)8;/h3H,1-2,6H2,(H,7,8)(H,9,10);/q;+1/p-1/t3-;/m1./s1/fC5H8NO4.Na/h7H;/q-1;m

The layers in the InChI string are separated by the '/' character followed by a lowercase letter (except for the first layer, the chemical formula), with the layers arranged in predefined order. In the examples the following segments are included

InChI version number

/- chemical formula

/c connectivity-1.1 (excluding terminal H)

/h connectivity-1.2 (locations of terminal H, including mobile H attachment points)

/q charge

/p proton balance

/t sp³ (tetrahedral) parity

/m parity inverted to obtain relative stereo (1 = inverted, 0 = not inverted)

/s stereo type (1 = absolute, 2 = relative, 3 = racemic)

/f chemical formula of the fixed-H structure if it is different

/h connectivity-2 (locations of fixed mobile H)

/q charge

/t sp³ (tetrahedral) parity

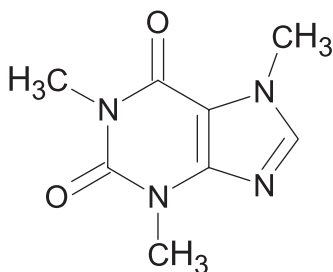
/m parity inverted to obtain relative stereo (1 = inverted, 0 = not inverted, . = inversion does not affect the parity)

/s stereo type (1 = absolute, 2 = relative, 3 = racemic)

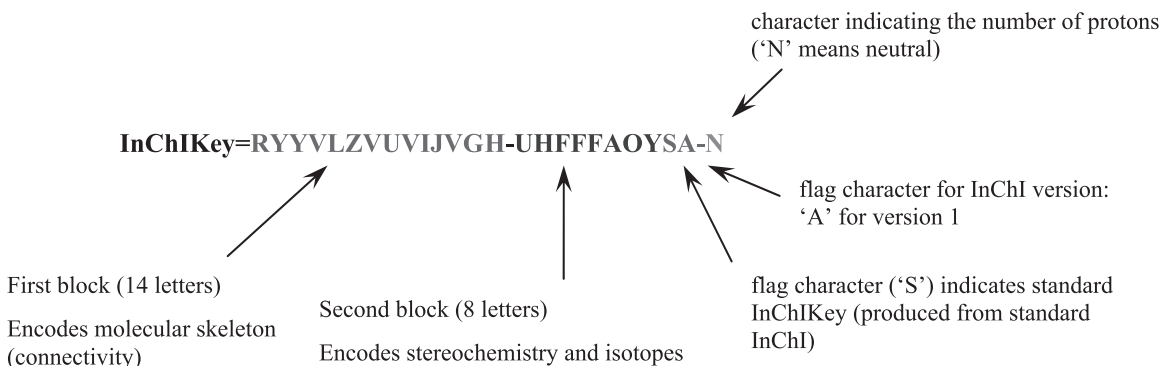
One of the most important applications of InChI is the facility to locate mention of a chemical substance using Internet-based search

engines. This is made easier by using a shorter (compressed) form of InChI, known as InChIKey. The InChIKey is a 27-character representation that, because it is compressed, cannot be reconverted into the original structure, but it is not subject to the undesirable and unpredictable breaking of longer character strings by some search en-

gines. The usefulness of the InChIKey as a search tool is enhanced by its derivation from a "standard" InChI. i.e., an InChI produced with standard option settings for features such as tautomerism and stereochemistry. An example is shown below; the "standard" InChI is denoted by the letter "S" after the version number.



InChI=1S/C8H10N4O2/c1-10-4-9-6-5(10)7(13)12(3)8(14)11(6)2/h4H,1-3H3 (caffeine)



Use of InChIKey also allows searches based solely on atomic connectivity (first 14 characters). Software for generating InChIKey is available from the IUPAC Web site (Ref. 1).

The enormous databases compiled by organizations such as PubChem (Ref. 3), the U.S. National Cancer Institute (NCI), and ChemSpider (Ref. 4) contain millions of InChIs and InChIKeys, which allow sophisticated searching of these collections. PubChem provides InChI-based structure-search facilities for both identical and similar structures (Ref. 5), and ChemSpider offers both search facilities and Web services enabling a variety of InChI and InChIKey conversions (Ref. 6). The NCI Chemical Structure Lookup Service (Ref. 7) provides InChI-based search access to over 39 million chemical structures from over 80 different public and commercial data sources.

References

1. <http://www.iupac.org/inchi>
2. <http://wwwmm.ch.cam.ac.uk/inchifaq/>
3. <http://pubchem.ncbi.nlm.nih.gov>
4. <http://www.chemspider.com>
5. <http://pubchem.ncbi.nlm.nih.gov/search>
6. <http://www.chemspider.com/InChI.aspx>
7. <http://cholla.chemnavigator.com/cgi-bin/lookup/new/search>

SCIENTIFIC ABBREVIATIONS, ACRONYMS, AND SYMBOLS

This table lists some abbreviations, acronyms, and symbols encountered in the physical sciences. Most entries in italic type are symbols for physical quantities; for more details on these, see the table “Symbols and Terminology for Physical and Chemical Quantities” in this section. Additional information on units may be found in the table “International System of Units (SI)” in Section 1. Many of the terms to which these abbreviations refer are included in the tables “Definitions of Scientific Terms” in Section 2 and “Techniques for Materials Characterization” in Section 12. Useful references for further information are given below.

Publication practices vary with regard to the use of capital or lower case letters for many abbreviations. An effort has been made to follow the most common practices in this table, but much variation is found in the literature. Likewise, policies on the use of periods in an abbreviation vary considerably. Periods are generally omitted in this table unless they are necessary for clarity. Periods should never appear in SI units. The SI prefixes (m, k, M, etc.) are included here, but they should never be used alone. Selected combinations of these prefixes with SI units (e.g., mg, kV, MW) are also included.

Abbreviations are listed in alphabetical order without regard to case. Entries beginning with Greek letters fall at the end of the table.

A	ampere; alanine; adenine (in genetic code)
Å	ångström
A	absorbance; area; Helmholtz energy; mass number
A_H	Hall coefficient
A_r	atomic weight (relative atomic mass)
a	atto (SI prefix for 10^{-18})
α	absorption coefficient; acceleration; activity; van der Waals constant
α_0	Bohr radius
AAA	acetoacetanilide
Aad	2-aminoadipic acid
AAF	2-(acetylamino)fluorene
AAN	aminoacetonitrile
AAO	acetaldehyde oxime
AAS	atomic absorption spectroscopy
ABA	abscisic acid; acrylonitrile-butadiene acrylate
Abe	abequose
ABL	α -acetylbutyrolactone
ABS	acrylonitrile-butadiene-styrene copolymer
abs	absolute
Abu	2-aminobutanoic acid
Ac	acetyl; acetate
ac, AC	alternating current
ACAC	acetylacetone
Aces	2-[(2-amino-2-oxoethyl)amino]ethanesulfonic acid
ACS	acrylonitrile-chlorinated polyethylene-styrene copolymer
ACT	activated complex theory
ACTH	adrenocorticotrophic hormone
A/D	analog to digital
Ad	adamantyl
Ada	[(carbamoylmethyl)imino]diacetic acid
Ade	adenine
ADI	acceptable daily intake

References

1. *Quantities, Units, and Symbols in Physical Chemistry, Third Edition*, IUPAC 2007, RSC Publishing, 2007.
2. Kotyk, A., *Quantities, Symbols, Units, and Abbreviations in the Life Sciences*, Humana Press, Totawa, NJ, 1999.
3. Rhodes, P. H., *The Organic Chemist's Desk Reference*, Chapman & Hall, London, 1995.
4. Minkin, V., Glossary of Terms used in Theoretical Organic Chemistry, *Pure Appl. Chem.* 71, 1919–1981, 1999.
5. Brown, R. D., Ed., Acronyms Used in Theoretical Chemistry, *Pure Appl. Chem.* 68, 387–456, 1996.
6. *Quantities and Units, ISO Standards Handbook, Third Edition*, International Organization for Standardization, Geneva, 1993.
7. Cohen, E. R., and Giacomo, P., Symbols, Units, Nomenclature, and Fundamental Constants in Physics, *Physica* 146A, 1–68, 1987.
8. *Chemical Acronyms Database*, Indiana University, <www.oscar.chem.indiana.edu/cfdocs/libchem/acronyms/acronymsearch.html>.
9. *Acronyms and Symbols*, <www3.interscience.wiley.com/stasa/>.
10. *IUPAC Compendium of Chemical Terminology* (Gold Book), <gold-book.iupac.org>.
11. IUPAC-IUB Joint Commission on Biochemical Nomenclature, *Pure & Appl. Chem.* 56, 595, 1984.

Ado	adenosine
ADP	adenosine diphosphate; ammonium dihydrogen phosphate
ads	adsorption
AE	appearance energy
ae	eon (10^9 years)
AEP	1-(2-aminoethyl)piperazine
AEPD	2-amino-2-ethyl-1,3-propanediol
AES	atomic emission spectroscopy; Auger electron spectroscopy
AF	audio frequency
AFM	atomic force microscopy
Ahx	2-aminohexanoic acid
AI	artificial intelligence
AIBN	2,2'-azobis[isobutyronitrile]
AICA	5-amino-1H-imidazole-4-carboxamide
AIM	atoms in molecules (method)
AIP	aluminum isopropoxide
Al	Alfén number
Ala	alanine
alc	alcohol
ALE	atomic layer epitaxy
aliph.	aliphatic
alk.	alkaline
All	allose
Alt	altrose
AM	amplitude modulation
Am	amyl
am	amorphous solid
AMA	acrylate maleic anhydride terpolymer
AMMA	acrylate-methyl methacrylate copolymer
AMP	adenosine monophosphate
AMPD	2-amino-2-methyl-1,3-propanediol
AMS	accelerator mass spectrometry

AMTCS	amyltrichlorosilane [trichloropentylsilane]	BBP	benzyl butyl phthalate
amu	atomic mass unit (recommended symbol is u)	BCB	bromocresol blue
AN	acetonitrile; acrylonitrile	bcc	body centered cubic
anh, anhyd	anhydrous	BCF	bioconcentration factor
ANOVA	analysis of variance	BCG	bromocresol green
antilog	antilogarithm	BCME	bis(chloromethyl) ether
ANTU	1-naphthalenylthiourea	BCNU	<i>N,N'</i> -bis(2-chloroethyl)- <i>N</i> -nitrosoourea
AO	atomic orbital	BCP	bromocresol purple
AOM	angular overlap model	BCPB	bromochlorophenol blue
AP	ethylene-propylene copolymer	BCPE	1,1-bis(4-chlorophenyl)ethanol
APAD	3-acetylpyridine adenine dinucleotide	BCS	Bardeen-Cooper-Schrieffer (theory)
APAP	acetyl <i>p</i> -amino phenol (acetaminophen)	BDE	bond dissociation energy
Ape	2-aminopentanoic acid	BDEA	butyldiethanolamine
API	atmospheric pressure ionization	BDMA	benzyl dimethylamine
Api	apiose	Bé	Baumé
APM	atomic probe microanalysis	BEBO	bond energy bond order (method)
Apm	2-aminopimelic acid	BEI	biological exposure index
APO	amorphous polyolefin	BEM	biological effect monitoring
APPI	atmospheric pressure photoionization	BEP	2-butyl-2-ethyl-1,3-propanediol
APS	appearance potential spectroscopy; adenosine phosphosulfate	Bes	2-[bis(2-hydroxyethyl)amino]ethanesulfonic acid
APW	augmented plane wave	BET	Brunauer-Emmett-Teller (isotherm)
aq	aqueous	BeV	billion electronvolt
Ar	aryl	BGE	butyl glycidyl ether
Ara	arabinose	BHA	<i>tert</i> -butyl-4-hydroxyanisole
Ara-ol	arabinitol	BHC	benzene hexachloride [hexachlorobenzene]
Arg	arginine	Bhn	Brinell hardness number
ARPES	angular resolved photoelectron spectroscopy	BHT	butylated hydroxytoluene [2,6-di- <i>tert</i> -butyl-4-methylphenol]
AS	acrylonitrile styrene copolymer	Bi	biot
ASA	acetylsalicylic acid; acrylonitrile-styrene-acrylonitrile block copolymer	Bicine	<i>N,N</i> -bis(2-hydroxyethyl)glycine
ASC	4-(acetylamino)benzenesulfonyl chloride	BIRD	blackbody infrared radiative dissociation
ASCII	American National Standard Code for Information Interchange	Bistris	2-[bis(2-hydroxyethyl)amino]-2-(hydroxymethyl)propane-1,3-diol
ASE	aromatic stabilization model	Bistris-propane	1,3-bis[tris(hydroxymethyl)methylamino]propane
Asn	asparagine	BLO	γ -butyrolactone
Asp	aspartic acid	BN	bond number; benzonitrile
at	atomization	BNS	nuclear backscattering spectroscopy
ATCP	4-amino-3,5,6-trichloro-2-pyridinecarboxylic acid	BO	Born-Oppenheimer (approximation); bond order
ATEE	<i>N</i> -acetyl- <i>L</i> -tyrosine ethyl ester	BOD	biochemical oxygen demand
ATLC	adsorption thin layer chromatography	BON	β -hydroxynaphthoic acid
atm	standard atmosphere	BP	base peak (in mass spectrometry); benzo[a]pyrene
ATP	adenosine triphosphate	bp	boiling point; base pair
ATR	attenuated total internal reflection	BPB	bromophenol blue
at.wt.	atomic weight	BPG	2,3-bis(phospho)- <i>D</i> -glycerate
AU	astronomical unit (ua is also used); polyurethane	BPL	β -propiolactone
AUC	area under the time-concentration curve	BPO	benzoyl peroxide
av	average	bpy	2,2'-bipyridine
avdp	avoidrupois	Bq	becquerel
B	bel; asparagine or aspartic acid (unspecified)	Br	butyryl
<i>B</i>	magnetic flux density; second virial coefficient; susceptance	BRE	bond resonance energy
b	barn	BrUrd	5-bromouridine
<i>b</i>	van der Waals constant; molality	BS	Birge-Sponer extrapolation
BA	benzyladenine	BSE	back scattered electron(s)
BAL	British anti-Lewisite [2,3-dimercapto-1-propanol]	BSSE	basis set superposition error
BAP, BaP	benzo[a]pyrene	BTMSA	1,2-bis(trimethylsilyl)acetylene
bar	bar (pressure unit)	Btu	British thermal unit
bbl	barrel	BTX	benzene, toluene, and xylene

Bu	butyl	CIDNP	chemically induced dynamic nuclear polarization
bu	bushel	CIE	countercurrent immunoelectrophoresis
BVE	butyl vinyl ether	cir	circular
Bz	benzoyl	CKFF	Cotton-Kraihanzel force field
Bzl	benzyl	CL	cathode luminescence (spectroscopy)
C	coulomb; cysteine; cytosine (in genetic code)	CLT	central limit theorem
°C	degree Celsius	cm	centimeter
C	capacitance; heat capacity; number concentration	c.m.	center of mass
c	centi (SI prefix for 10 ⁻²); combustion reaction	CMC	carboxymethylcellulose
<i>c</i>	amount concentration; specific heat; velocity	c.m.c.	critical micelle concentration
<i>c</i> ₀	speed of light in vacuum	CMO	canonical molecular orbital
CA	collisional activation; cellulose acetate	CMP	cytidine 5'-monophosphate; chemical measurement process
ca.	approximately	CN	coordination number; cellulose nitrate
CAB	cellulose acetate butyrate	CNDO	complete neglect of differential overlap
CADD	computer-assisted drug design	<i>Co</i>	Cowling number
cal	calorie	COC	cycloolefin copolymer
calc	calculated	COD	chemical oxygen demand; 1,4-cyclooctadiene
cAMP	adenosine cyclic 3',5'-(hydrogen phosphate)	conc	concentrated; concentration
CAN	ceric ammonium nitrate	const	constant
CAR	carbon fiber	COOP	crystal orbital overlap population
CARS	coherent anti-Stokes Raman spectroscopy	cos	cosine
CAS	complete active space	cosh	hyperbolic cosine
CASRN	Chemical Abstracts Service Registry Number	COSY	correlation spectroscopy
CAT	computerized axial tomography; clear air turbulence	COT	1,3,5,7-cyclooctatetraene
CBE	chemical beam epitaxy	cot	cotangent
CBS	complete basis set (of orbitals)	coth	hyperbolic cotangent
CC	coupled cluster; combustion calorimetry	CP	chemically pure
cc	cubic centimeter	Cp	cyclopentadienyl
CCD	charge-coupled device	Cp*	pentamethylcyclopentadienyl
CD	circular dichroism	cP	centipoise
cd	candela; condensed (phase)	cp	candle power
CDAA	2-chloro- <i>N,N</i> -diallylacetamide	CPA	coherent potential approximation
CDNO	complete neglect of differential overlap	CPC	centrifugal partition chromatography
CDP	cytidine 5'-diphosphate	cpd	contact potential difference
CDT	1,5,9-cyclododecatriene	CPE	chlorinated polyethylene
CDTA	(1,2-cyclohexylenedinitrilo)tetraacetic acid monohydrate	CPL	circular polarization of luminescence
CDW	charge density waves	CPR	chlorophenol red
CED	cohesive energy density	cps	cycles per second
CEM	channel electron multiplier	CPT	charge conjugation/space inversion/time inversion (theorem)
CEP	counter electrophoresis	CPU	central processing unit
CEPA	coupled electron-pair approximation	CPVC	chlorinated poly(vinyl chloride)
cf.	compare	CR	chloroprene rubber (neoprene)
CFC	chlorofluorocarbon compound	cr, cryst	crystalline (phase)
cfm	cubic feet per minute	CRF	charge remote fragmentation
CFRP	carbon reinforced plastics	CRU	constitutional repeating unit (in polymer nomenclature)
cgs	centimeter-gram-second system	CSA	camphorsulfonic acid
Chaps	3-[3-(cholamidopropyl)dimethylammonio]-1-propanesulfonic acid	csc	cosecant
Ches	2-(<i>N</i> -cyclohexylamino)ethanesulfonic acid	CSR	charge stripping reaction
CHF	coupled Hartree-Fock (method)	CT	charge transfer
Chl	chlorophyll	ct	carat
Cho	choline	CTA	cellulose triacetate
CHT	1,3,5-cycloheptatriene	CTEM	conventional transmission electron microscopy
Ci	curie	CTFE	chlorotrifluoroethylene
CI	configuration interaction; chemical ionization; color index	CTP	cytidine 5'-triphosphate
CID	charge-injection device; collision-induced dissociation	CTR	controlled thermonuclear reaction
CIDEP	chemically induced dynamic electron polarization	cu	cubic

CV	cyclic voltammetry	DESI	desorption electrospray ionization (in mass spectrometry)
CVD	chemical vapor deposition	det	determinant
cw	continuous wave	dev	deviation
cwt	hundredweight (112 pounds)	DFT	density functional theory
Cy	cyclohexyl	dGlc	2-deoxyglucose
Cya	cysteic acid	DHBA	2,3-dihydroxybenzoic acid
Cyd	cytidine	DHH	dehydroheliotridine
cyl	cylinder	DHR	dehydroretronecine
Cys	cysteine	DHU	dihydrouridine
Cyt	cytosine	DI	desorption ionization
D	debye unit; aspartic acid	diam	diameter
<i>D</i>	diffusion coefficient; dissociation energy; electric displacement	DIBA	diisobutyl adipate
d	day; deuterium; deci (SI prefix for 10 ⁻¹)	DIBK	diisobutyl ketone
<i>d</i>	distance; density; dextrorotatory	dil	dilute; dilution
2,4-D	2,4-dichlorophenoxyacetic acid	DIM	diatomics in molecules (method); digital imaging microscopy
D/A	digital to analog	DIPA	diisopropanolamine
Da	dalton	dm	decimeter
DA	donor-acceptor (complex)	DMA	<i>N,N</i> -dimethylaniline
da	deka (SI prefix for 10 ¹)	DMAB	4-(dimethylamino)azobenzene
DAA	diacetone alcohol	DMAC	<i>N,N</i> -dimethylacetamide
DAB	4-(dimethylamino)azobenzene	DMAE	<i>N,N</i> -dimethylethanolamine
Dab	2,4-diaminobutanoic acid	DMBA	7,12-dimethylbenz[a]anthracene
DACH	<i>trans</i> -1,2-diaminocyclohexane	DME	1,2-dimethoxyethane
DAIP	diallyl isophthalate plasticizer	DMF	<i>N,N</i> -dimethylformamide
DAP	diammonium phosphate	DMP	dimethyl phthalate
DART	direct analysis in real time mass spectrometry	DMS	dimethyl sulfide
dB	decibel	DMSO	dimethyl sulfoxide
DBA	dibenz[a,h]anthracene; dibenzylamine	DMT	dimethyl terephthalate; dimethyl tartrate
DBCP	1,2-dibromo-3-chloropropane	DN	donor number
DBED	dibenzyl ethylene diamine	DNA	deoxyribonucleic acid
DBM	dibutyl maleate	DNase	deoxyribonuclease
DBMC	2,4-di- <i>tert</i> -butyl-5-methylphenol	DNB	1,3-dinitrobenzene
DBMS	database management system	DNMR	dynamic NMR spectroscopy
DBP	dibutyl phthalate; 2,3-dibromo-1-propanol	DNP	dinitropyrene
DBPC	2,6-di- <i>tert</i> -butyl- <i>p</i> -cresol	Dod	dodecyl
dc, DC	direct current	DOP	dioctyl phthalate
DCB	dicyanobenzene	DOS	density of states; digital operating system; dioctyl sebacate
DCBP	4,4'-dichlorobenzophenone	doz	dozen
DCEE	dichloroethyl ether	DP, d.p.	degree of polymerization
DCHA	dicyclohexylamine	DPA	diphenylamine
DCM	dichloromethane	DPG	<i>N,N'</i> -diphenylguanidine
DCNP	2,6-dichloro-4-nitrophenol	dpl	displacement
DCP	2,4-dichlorophenol	Dpm	2,6-diaminopimelic acid
DCPD	dicyclopentadiene	dpm	disintegrations per minute
DDM	4,4'-diaminodiphenylmethane	dps	disintegrations per second
DDT	dichlorodiphenyltrichloroethane	DPU	<i>N,N'</i> -diphenylurea
DE	delocalization energy; delayed extraction	dr	dram
DEA	<i>N,N</i> -diethylaniline; diethanolamine	DRE	Dewar resonance energy
Dec	decyl	dRib	2-deoxyribose
dec	decomposes	DRIFT	diffuse reflectance infrared Fourier transform
DEET	diethyltoluamide [<i>N,N</i> -diethyl-3-methylbenzamide]	DRP	dynamic reaction path
deg	degree	DRS	diffuse reflectance spectroscopy
DEK	diethyl ketone	DS	degree of substitution
den	density	DSC	differential scanning calorimetry
DEP	2,2-diethyl-1,3-propanediol	DTA	differential thermal analysis
DES	diethyl sulfate	DTBP	di- <i>tert</i> -butyl peroxide

DVB	divinylbenzene	EPXMA	electron probe x-ray microanalysis
dyn	dyne	eq, eqn	equation
DZ	double-zeta (type of basis set)	<i>eqQ</i>	quadrupole coupling constant
E	exa (SI prefix for 10 ¹⁸); glutamic acid	erf	error function
<i>E</i>	electric field strength; electromotive force; energy; Young's modulus of elasticity; entgegen (<i>trans</i> configuration)	erg	erg (energy unit)
<i>E_h</i>	Hartree energy	ES	equilibrium in solution
<i>e</i>	electron; base of natural logarithms	ESA	electrostatic energy analyzer
<i>e</i>	elementary charge; linear strain	ESCA	electron spectroscopy for chemical analysis
EA	electron affinity	ESD	electron stimulated desorption
EEA	ethylene acrylic acid copolymer; ethyl acetoacetate	e.s.d.	estimated standard deviation
EAK	ethyl amyl ketone (3-octanone)	ESI	electrospray ionization
EAN	effective atomic number	ESR	electron spin resonance
EC	ethyl cellulose	est	estimated
ECD	electron capture dissociation	esu	electrostatic unit system
ECP	effective core potential	ET	ephemeris time; electron transfer
ECR	electron cyclotron resonance	Et	ethyl
ECTFE	ethylene-chlorotrifluoroethylene copolymer	ETA	electrothermal analysis
ED	electron diffraction	ETFE	ethylene tetrafluoroethylene polymer
EDAX	energy dispersive analysis by x-rays	Etn	ethanolamine
EDB	ethylene dibromide [1,2-dibromoethane]	ETO	ethylene oxide
EDC	ethylene dichloride [1,2-dichloroethane]	ETS	electron tunneling spectroscopy
EDI	estimated daily intake	ETU	ethylene thiourea
EDS	energy-dispersive x-ray spectroscopy	EU	polyether polyurethane
EDTA	ethylenediaminetetraacetic acid	<i>Eu</i>	Euler number
EEA	ethylene-ethyl acetate copolymer	e.u.	entropy unit
EEDQ	ethyl 2-ethoxy-1(2 <i>H</i>)-quinolinecarboxylate	eV	electronvolt
EEL	environmental exposure level	EVA	ethylene-vinyl acetate copolymer
EELS	electron energy loss spectroscopy	EVE	ethyl vinyl ether
EES	excitation emission spectrum	EXAFS	extended x-ray absorption fine structure (spectroscopy)
EFF	empirical force field	EXELFS	extended energy loss fine structure
FFFF	energy factored force field	exp	exponential function
EG	equilibrium in the gas phase	expt	experimental
EGA	evolved gas analysis	ext	external
EGG	Einstein-Guth-Gold equation	F	farad; phenylalanine
EHMO, EHT	extended Hückel molecular orbital (theory)	°F	degree Fahrenheit
EIMS	electron impact mass spectrometry	<i>F</i>	Faraday constant; force; angular momentum
EIS	electron impact spectroscopy; electrochemical impedance spectroscopy	<i>f</i>	formation reaction; femto (SI prefix for 10 ⁻¹⁵)
ELISA	enzyme-linked immunosorbent assay	<i>f</i>	activity coefficient; aperture ratio; focal length; force constant; frequency; fugacity
ELS	energy loss spectroscopy	FAB	fast atom bombardment
EM	extended molarity; electron microscopy	FAD	flavine adenine dinucleotide
EMAC	ethylene-methyl acrylate copolymer	FAIMS	high-field asymmetric waveform ion mobility spectrometry
emf	electromotive force	FA-SIFT	flowing afterglow – selected ion-flow tube
EMPA, EMA	electron probe microanalysis	fcc	face centered cubic
emu	electromagnetic unit system	FD	field desorption
en	ethylenediamine	FEL	free electron laser
ENDOR	electron-nuclear double resonance	FEM	field emission microscopy
EOS	equation of state	FEMO	free electron molecular orbital
EP	epoxy resin	FEP	fluorinated ethylene propylene
EPDS	electron photodetachment spectroscopy	FET	field effect transistor
EPM	ethylene-propylene copolymer	FI	field ionization
EPR	electron paramagnetic resonance; ethylene propylene rubber	fid	free induction decay
EPS	expanded polystyrene	FIM	field ion microscopy
EPT-76	provisional low temperature scale of 1976	FIR	far infrared
EPTC	dipropylcarbamothioic acid, <i>S</i> -ethyl ester	fl	fluid (phase)
		FM	frequency modulation
		<i> Fo</i>	Fourier number

fp	freezing point	Gra	glyceraldehyde
fpm	feet per minute	Gri	glyceric acid
fps	feet per second; foot-pound-second system	Grn	glycerone [dihydroxyacetone]
Fr	franklin	Gro	glycerol
<i>Fr</i>	Froude number	GTO	gaussian-type orbital
FRP	fibrous glass reinforced polyester; fiber reinforced plastic	GTP	guanosine 5'-triphosphate
Fru	fructose	Gua	guanine
FSGO	floating spherical gaussian orbitals	Gul	gulose
FT	Fourier transform	Guo	guanosine
ft	foot	GUT	grand unified theory
ft-lb	foot pound	GVB	generalized valence bond (method)
FTIR	Fourier transform infrared spectroscopy	GWS	Glashow-Weinberg-Salam (theory)
FTMS	Fourier transform mass spectrometry	Gy	gray; gigayear
FTNMR	Fourier transform nuclear magnetic resonance	H	henry; histidine
fus	fusion (melting)	<i>H</i>	enthalpy; Hamiltonian function; magnetic field
FVP	flash vacuum pyrolysis	<i>H</i> ₀	Hubble constant
FWHM	full width at half maximum	h	helion; hour; hecto (SI prefix for 10 ²)
G	gauss; guanine (in genetic code); giga (SI prefix for 10 ⁹); glycine	<i>h</i>	Planck constant
<i>G</i>	electrical conductance; Gibbs energy; gravitational constant; sheer modulus	<i>Ha</i>	Hartmann number
g	gram; gas (phase)	ha	hectare
<i>g</i>	acceleration due to gravity; degeneracy; Landé g-factor; statistical weight	HAM	hydrogenic atoms in molecules
GABA	γ-aminobutyric acid	hav	haversine
Gal	gal; galactose	Hb	hemoglobin
gal	gallon	HCA	heterocyclic amine; hexachloroacetone
GalN	galactosamine	HCB	hexachlorobenzene
GB	gas-phase basicity	hcp	hexagonal closed packed
GC	gas chromatography	Hcy	homocysteine
GC-MS	gas chromatography-mass spectroscopy	HCZ, HCTZ	hydrochlorothiazide
GDMS	glow discharge mass spectroscopy	HDL	high-density lipoprotein
GDP	guanosine 5'-diphosphate	HDPE	high-density polyethylene
<i>gem</i>	geminal (on the same carbon atom)	HDS	hydrodesulfurization
GeV	gigaelectronvolt	HEIS	high-energy ion scattering
GF	glass reinforced	HEP	high energy physics
GIAO	gauge invariant atomic orbital	Hepes	4-(2-hydroxyethyl)-1-piperazineethanesulfonic acid
GIBMS	guided ion beam mass spectrometry	Hepps	4-(2-hydroxyethyl)-1-piperazinepropanesulfonic acid
gl	glacial	HF	high frequency; Hartree-Fock (method)
Gla	4-carboxyglutamic acid	HFA	hexafluoroacetone
GLC	gas-liquid chromatography	HFO	Hartree-Fock orbital
Glc	glucose	hfs	hyperfine structure
GlcA	gluconic acid	HHPA	hexahydrophthalic anhydride
GlcN	glucosamine	HIPS	high-impact polystyrene
GlcNAc	<i>N</i> -acetylglucosamine	His	histidine
GlcU	glucuronic acid	HMC	high strength molding compound
Gln	glutamine	HMDA	hexamethylenediamine
GLP	good laboratory practice	HMO	Hückel molecular orbital
Glu	glutamic acid	HMT	hexamethylenetetramine
Glx	glutamine or glutamic acid (unspecified)	HMX	cyclotetramethylenetetranitramine
Gly	glycine	HN1	2-chloro- <i>N</i> -(2-chloroethyl)- <i>N</i> -ethylethanamine
GMP	guanosine 5'-monophosphate	HOAc	acetic acid
GMT	Greenwich mean time	HOC	halogenated organic compound(s)
GPC	gel-permeation chromatography	HOMAS	harmonic oscillator model of aromatic stabilization
gpm	gallons per minute	HOMO	highest occupied molecular orbital
gps	gallon per second	HOSE	harmonic oscillator stabilization energy
<i>Gr</i>	Grashof number	Hp	heptyl
gr	grain	hp	horsepower
		HPLC	high-performance liquid chromatography

HPMS	high pressure mass spectrometry	IPTS	International Practical Temperature Scale
HQ	<i>p</i> -hydroquinone	IQ	2-amino-3-methyl-3 <i>H</i> -imidazo(4,5- <i>f</i>)quinoline
hr	hour	IR	infrared
HRE	Hückel resonance energy	IRAS	infrared reflection-absorption spectroscopy
HREELS	high resolution electron energy loss spectroscopy	IRC	intrinsic reaction coordinate
HREM	high resolution electron microscopy	IRMPD	infrared multiphoton dissociation
HSAB	hard-soft acid-base (theory)	IRMS	isotope ratio mass spectrometry
HSE	homodesmotic stabilization energy	IRS	infrared spectroscopy
Hse	homoserine	isc	intersystem crossing
HVA	homovanillic acid	ISE	ion-selective electrode; isodesmic stabilization energy
Hx	hexyl	ISS	ion scattering spectroscopy
Hyl	5-hydroxylysine	IT	ion trap; information technology
Hyp	hypoxanthine; 4-hydroxyproline	ITP	inosine 5'-triphosphate
Hz	hertz	ITS	International Temperature Scale (1990)
I	isoleucine; inositol; ionomer	IU	international unit
<i>I</i>	electric current; ionic strength; moment of inertia; nuclear spin angular momentum; radiant intensity	IVE	isobutyl vinyl ether
<i>i</i>	square root of minus one	J	joule; leucine or isoleucine (unspecified)
<i>i</i>	electric current	<i>J</i>	angular momentum; electric current density; flux; Massieu function
I/O	input/output	<i>j</i>	angular momentum; electric current density
IAT	international atomic time	JT	Jahn-Teller (effect)
IC	integrated circuit	K	kelvin; lysine
ICD	induced circular dichroism	<i>K</i>	absorption coefficient; bulk modulus; equilibrium constant; kinetic energy
ICP	inductive-coupled plasma	k	kilo (SI prefix for 10 ³)
ICR	ion cyclotron resonance	<i>k</i>	absorption index; Boltzmann constant; rate constant; thermal conductivity; wave vector
ICVTST	improved canonical variational transition-state theory	kat	katal (unit of catalytic activity)
ID	inside diameter	kb	kilobar; kilobases (DNA or RNA)
id	ideal (solution)	KC-MS	Knudson cell mass spectrometry
Ido	iodose	kcal	kilocalorie
IdoA	iduronic acid	KDP	potassium dihydrogen phosphate
IDP	inosine 5'-diphosphate	KE	kinetic energy
IE	ionization energy	KERD	kinetic energy release distributions
i.e.p.	isoelectric point	keV	kiloelectronvolt
IEPA	independent electron pair approximation	KG	kinetics in the gas phase
IF	intermediate frequency	kg	kilogram
IGLO	individual gauge for localized orbitals	kgf	kilogram force
IIR	isobutylene-isoprene rubber (butyl rubber)	KIE	kinetic isotope effect
IKES	ion kinetic energy spectrometry	kJ	kilojoule
Ile	isoleucine	km	kilometer
Im	imaginary part	<i>K_n</i>	Knudsen number
IMFP	inelastic mean free path (of electrons)	kPa	kilopascal
imm	immersion	KS	kinetics in solution
IMP	inosine 5'-monophosphate	kt	karat
IMPATT	impact ionization avalanche transit time	KTP	potassium titanium phosphate
IMS	ion mobility spectrometry	kV	kilovolt
in.	inch	kva	kilovolt ampere
InChI	IUPAC International Chemical Identifier	kW	kilowatt
INDO	immediate neglect of differential overlap	kwh	kilowatt hour
Ino	inosine	L	liter; lambert; leucine
INS	inelastic neutron scattering; ion neutralization spectroscopy	<i>L</i>	Avogadro constant; inductance; Lagrange function; angular momentum
Ins	<i>myo</i> -inositol	l	liter; liquid (phase)
int	internal	<i>l</i>	angular momentum; length; mean free path; levorotatory
IP	ionization potential	Lac	lactose
IPA	isopropyl alcohol	LAH	lithium aluminum hydride
IPMA	ion probe microanalysis	lat.	latitude
IPN	interpenetrating polymer network	lb	pound
IPR	isotope perturbation of resonance		

lbf	pound force	<i>m</i>	magnetic dipole moment; mass; molality; angular momentum component; <i>meta</i> (locant on aromatic ring)
LC	liquid chromatography; liquid crystal	<i>Ma</i>	Mach number
LC-MS	liquid chromatography-mass spectrometry	MA	maleic anhydride
lc	liquid crystal (phase)	MAAc	methyl amyl acetate
LCAO	linear combination of atomic orbitals	Mal	maltose
LD	lethal dose; laser desorption	Man	mannose
LDA	local density approximation; lithium diisopropylamide	MASNMR	magic angle spinning nuclear magnetic resonance
LDL	low-density lipoprotein	max	maximum
LDPE	low-density polyethylene	Mb	myoglobin
LDV	laser-Doppler velocimetry	MBE	molecular beam epitaxy
<i>Le</i>	Lewis function	MBER	molecular beam electron resonance
LE	localization energy	MBK	methyl butyl ketone
LEC	liquid exchange chromatography	MBOCA	4,4'-methylenebis[2-chloroaniline]
LED	light emitting diode	MBPT	many body perturbation theory
LEED	low-energy electron diffraction	MBS	methyl methacrylate butadiene styrene terpolymer
LEIS	low-energy ion scattering	MC	Monte Carlo (method)
Leu	leucine	MCAA	monochloroacetic acid
LFER	linear free energy relationships	MCD	magnetic circular dichroism
LFL	lower flammable limit	MCP	microchannel plate
LI	laser ionization	MCPA	(4-chloro-2-methylphenoxy)acetic acid
lim	limit	MCPF	modified coupled pair functional
LIMS	laser ionization mass spectroscopy; laboratory information management system	MCS	Monte Carlo simulation
liq	liquid	MCSCF	multiconfigurational self-consistent field (approximation)
LIT	linear ion trap	MD	molecular dynamics (method)
LLCT	ligand to ligand charge transfer	MDI	methylene diphenylisocyanate
lm	lumen	MDPE	medium density polyethylene
LMCT	ligand to metal charge transfer	Me	methyl
LMMS	laser microprobe mass spectrometry	MeCCNU	1-(2-chloroethyl)-3-(4-methylcyclohexyl)-1-nitrosourea
LMO	localized molecular orbital	MeIQ	2-amino-3,4-dimethylimidazo[4,5-f]quinoline
LMR	laser magnetic resonance	MeIQx	2-amino-3,8-dimethylimidazo[4,5-f]quinoxaline
ln	logarithm (natural)	MEK	methyl ethyl ketone
LNDO	local neglect of differential overlap	MEP	molecular electrostatic potential
log	logarithm (common)	MERP	minimum energy reaction path
LOMO	lowest occupied molecular orbital	Mes	4-morpholineethanesulfonic acid
long.	longitude	MESFET	metal-semiconductor field-effect transistor
LPE	linear polyethylene	Met	methionine
LPG	liquid petroleum gas	MeV	megaelectronvolt
LPHP	laser-powered homogeneous pyrolysis	meV	millielectronvolt
LPU	law of propagation of uncertainty	MF	molecular formula; melamine-formaldehyde resin
LSFE	linear field stabilization energy	mg	milligram
LSI	liquid secondary ionization	MHD	magnetohydrodynamics
LST	local sidereal time	mi	mile
LT	local time	MIAC	methyl isoamyl ketone
LTE	local thermodynamic equilibrium	MIBK	methyl isobutyl ketone
LUMO	lowest unoccupied molecular orbital	MIC	methyl isocyanate
lx	lux	MIK	methyl isobutyl ketone
ly	langley	MIKES	mass-analyzed ion kinetic energy spectrometry
l.y.	light year	min	minimum; minute
Lys	lysine	MINDO	modified INDO (method)
Lyx	lyxose	MIPK	methyl isopropyl ketone
M	molar (as in 0.1 M solution); mega (SI prefix for 10 ⁶); methionine	MIR	mid infrared
<i>M</i>	magnetization; molar mass; mutual inductance; torque; angular momentum component; median	misc	miscible
<i>M_r</i>	molecular weight (relative molar mass)	MKS	meter-kilogram-second system
m	meter; molal (as in 0.1 m solution); metastable (isotope); milli (SI prefix for 10 ⁻³)	MKSA	meter-kilogram-second-ampere system
		mL, ml	milliliter
		MM	molecular mechanics

mm	millimeter	nbp	normal boiling point
MMDR	microwave-microwave double resonance	NBR	nitrile butadiene rubber [poly(butadiene-co-acrylonitrile)]
mmf	magnetomotive force	NDELA	<i>N</i> -nitrosodiethanolamine
mmHg	millimeter of mercury	NEDOR	nuclear electron double resonance
MNA	<i>m</i> -nitroaniline	NEM	<i>N</i> -ethylmorpholine
MNDO	modified neglect of diatomic overlap	Neu	neuraminic acid
MNT	<i>m</i> -nitrotoluene	NEXAFS	near-edge x-ray absorption fine structure
MNU	<i>N</i> -methyl- <i>N</i> -nitrosourea	ng	nanogram
MO	molecular orbital; methyl orange	NHO	natural hybrid orbital
MODR	microwave-optical double resonance	NHOMO	next-to-highest occupied molecular orbital
mol	mole	NICI	negative ion chemical ionization
mol.wt.	molecular weight	NICS	nuclear independent chemical shift
mon	monomeric form	NIR	near infrared; ribosyl nicotinamide
Mops	4-morpholinepropanesulfonic acid	nm	nanometer
MOS	metal-oxide semiconductor	NMN	β -nicotinamide mononucleotide
MOSFET	metal-oxide semiconductor field-effect transistor	NMR	nuclear magnetic resonance
mp	melting point	Nn	nonyl
MPa	megapascal	NNDO	neglect of nonbonded differential overlap
MPA	Mulliken population analysis	NO	natural orbital
Mpc	megaparsec	NOE	nuclear Overhauser effect
MPD	2-methyl-2,4-pentanediol	NOEL	no-observed-effect level
MPI	multiphoton ionization	NOx	nitrogen oxides
MPTP	1,2,3,6-tetrahydro-1-methyl-4-phenylpyridine	NP	nitropyrene
MR	methyl red	NPA	natural population analysis
MRD	multireference double substitution (method)	NQR	nuclear quadrupole resonance
MRI	magnetic resonance imaging	NR	natural rubber
mRNA	messenger RNA	NRA	nuclear reaction analysis
MS	mass spectroscopy	ns	nanosecond
ms	millisecond	NSE	neutron spin echo
MSA	methanesulfonic acid	NTA	nitrilotriacetic acid
MSDS	Material Safety Data Sheet	NTP	normal temperature and pressure
MSF	methanesulfonyl fluoride	Nu	nucleophile
MS-K	mass spectroscopy – kinetic method	<i>Nu</i>	Nusselt number
MSL	mean sea level	<i>o</i>	<i>ortho</i> (locant on aromatic ring)
MTBE	methyl <i>tert</i> -butyl ether	OAA	oxaloacetic acid
MTD	maximum tolerable dose	obs, obsd	observed
Mur	muramic acid	Oc	octyl
mV	millivolt	OD	optical density; outside diameter
MVK	methyl vinyl ketone	ODMR	optically detected magnetic resonance
MW	megawatt; microwave; molecular weight	Oe	oersted
mW	milliwatt	OFGF	outer valence Green's function (method)
MWD	molecular weight distribution	ONA	<i>o</i> -nitroaniline
Mx	maxwell	ORD	optical rotatory dispersion
N	newton; asparagine	Oro	orotate; orotidine
<i>N</i>	angular momentum; neutron number; number density	oz	ounce
N_A	Avogadro constant	P	poise; peta (SI prefix for 10 ¹⁵); proline
n	neutron; nano (SI prefix for 10 ⁻⁹)	<i>P</i>	power; pressure; probability; sound energy flux
<i>n</i>	amount of substance; number density; principal quantum number; refractive index; normal (in chemical formulas)	p	proton; pico (SI prefix for 10 ⁻¹²)
NAA	nuclear activation analysis; 1-naphthaleneacetic acid	<i>p</i>	dielectric polarization; electric dipole moment; momentum; pressure; bond order; <i>para</i> (as aromatic ring locant)
NAAD	nicotinic acid adenine dinucleotide	Pa	pascal
NAD	nicotinamide adenine dinucleotide	PA	proton affinity; pyrrolizidine alkaloid; polyamide (nylon)
NADH	reduced NAD	PAA	poly(acrylic acid)
NADP	NAD phosphate	PABA	<i>p</i> -aminobenzoic acid
NANA	<i>N</i> -acetylneuraminic acid	PABS	<i>p</i> -aminobenzenesulfonamide
NAO	natural atomic orbital	PAC	photoacoustic calorimetry
NBO	natural bond orbital		

PAH	polycyclic aromatic hydrocarbon(s)	PI	polyimide
PAI	polyamide-imide	pI	isoelectric point
PAL	polyaniline	PIB	polyisobutylene
PAM	polyacrylamide	PIMS	photoionization mass spectrometry
PAN	1-(2-pyridylazo)-2-naphthol; polyacrylonitrile	PIN	p-intrinsic-n (diode)
PAR	4-(2'-pyridylazo)resorcinol	Pipes	1,4-piperazinediethanesulfonic acid
PARA	polyaryl amide	PIV	particle-image velocimetry
PAS	photoacoustic spectroscopy; polyarylsulfone	PIXE	particle induced x-ray emission
PB	polybutylene	pK	negative log of ionization constant
PBA	poly(butyl acrylate)	PLM	principle of least motion
PBAN	polybutylene-acrylonitrile copolymer	PLOT	porous-layer open-tabular (column)
PBB	polybrominated biphenyl	PLS	partial least squares
PBD	poly(1,3-butadiene)	pm	picometer
PBI	polybenzimidazole	PMA	poly(methyl acrylate)
PBMA	poly(butyl methacrylate)	PMAC	phenylmercuric acetate
PBS	polybutadiene-styrene copolymer	PMMA	poly(methyl methacrylate)
PBT	poly(butylene terephthalate)	PMO	perturbation MO (theory)
PC	paper chromatography; photocalorimetry; polycarbonate	PMP	polymethylpentene
pc	parsec	PMS	polymethylstyrene; <i>p</i> -methylstyrene
PCB	polychlorinated biphenyl	PNA	<i>p</i> -nitroaniline
PCHO	paraldehyde (2,4,6-trimethyl-1,3,5-trioxane)	PNDO	partial neglect of differential overlap
PCL	polycaprolactone	PNO	pair natural orbitals
PCM	polarizable continuum model	PNRA	prompt nuclear reaction analysis
PCNB	pentachloronitrobenzene	PNT	<i>p</i> -nitrotoluene
PCP	pentachlorophenol	PO	polyolefin
PCR	polymerase chain reaction	POAV	π -orbital axis vector
PCT	poly(cyclohexylene terephthalate)	pol	polymeric form
PCTFE	polymonochlorotrifluoroethylene	POM	polyoxymethylene
PD	potential difference	POx	phosphorus oxides
PDB	<i>p</i> -dichlorobenzene	PP	polypropylene
pdl	poundal	ppb	parts per billion
PDMS	poly(dimethylsiloxane)	PPC	chlorinated polypropylene
PE	polyethylene	PPE	poly(phenylene ether)
Pe	pentyl	ppm	parts per million
<i>Pe</i>	Péclet number	PPO	poly(phenylene oxide)
pe	probable error	PPOX	polypropylene oxide
PEA	poly(ethyl acrylate)	PPP	Pariser-Parr-Pople (method)
PEEK	poly(ether ether ketone)	PPS	poly(phenylene sulfide)
PEG	poly(ethylene glycol)	PPSU	poly(phenylene sulfone)
PEI	polyetherimide	PPT	poly(propylene terephthalate)
PEK	polyetherketone	ppt	parts per thousand; precipitate
PEL	permissible exposure limit	Pr	propyl
PEO	poly(ethylene oxide)	<i>Pr</i>	Prandtl number
PES	photoelectron spectroscopy; potential energy surface; polyethersulfone	PRDDO	partial retention of diatomic differential overlap
PET	positron emission tomography; poly(ethylene terephthalate); pentaerythritol tetranitrate	Pro	proline
peth	petroleum ether	PS	photoelectron spectroscopy; polystyrene
PEX	crosslinked polyethylene	ps	picosecond
PF	phenol-formaldehyde resin	PSD	photon stimulated desorption
pf	power factor	psi	pounds per square inch
PFOA	perfluorooctanoic acid	psia	pounds per square inch absolute
pg	picogram	psig	pounds per square inch gage
Ph	phenyl	PT	perturbation theory
pH	negative log of hydrogen ion concentration	pt	pint
Phe	phenylalanine	PTFE	poly(tetrafluoroethylene)
PhIP	2-amino-1-methyl-6-phenylimidazo[4,5-b]pyridine	PTME	poly(tetramethylene terephthalate)
PHPMS	pulsed high pressure mass spectrometry	PTMS	propyltrimethoxysilane
		PTP	<i>p</i> -terphenyl

PTU	phenylthiourea	rem	roentgen equivalent man
PU	polyurethane	REMPI	resonance-enhanced multiphoton ionization
Pu	purine	REPE	resonance energy per electron
PVA	poly(vinyl alcohol)	RF	radiofrequency
PVAc	poly(vinyl acetate)	RGA	residual gas analyzer
PVC	poly(vinyl chloride)	Rha	rhamnose
PVD	physical vapor deposition	RHEED	reflection high-energy electron diffraction
PVDC	poly(vinylidene chloride)	RHF	restricted Hartree-Fock (theory)
PVDF	poly(vinylidene fluoride)	RI	resonance ionization
PVF	poly(vinyl fluoride)	RIA	radioimmunoassay
PVK	poly(vinyl carbazole)	Rib	ribose
PVME	poly(methyl vinyl ether)	Ribulo	ribulose
PVOH	poly(vinyl alcohol)	rms	root-mean-square
PVP	poly(vinyl pyrrolidone)	RNA	ribonucleic acid
PVT	pressure-volume-temperature	RNase	ribonuclease
Py	pyrimidine	ROHF	restricted open shell Hartree-Fock
PyMS	pyrolysis mass spectrometry	ROM	read only memory
p.z.c.	point of zero charge	ROMP	ring opening metathesis polymerization
Q	electric charge; heat; partition function; quadrupole moment; radiant energy; vibrational normal coordinate; glutamine	ROP	ring opening polymerization
<i>q</i>	electric field gradient; flow rate; heat; wave vector (phonons)	RPA	random phase approximation
QCD	quantum chromodynamics	RPH	reaction path Hamiltonian
QCI	quadratic configuration interaction	RPLC	reversed-phase liquid chromatography
QCT	quasi-classical trajectory (method)	rpm	revolutions per minute
QED	quantum electrodynamics	rps	revolutions per second
Q.E.D.	quod erat demonstrandum (which was to be proved)	RRK	Rice-Ramsperger-Kassel (theory)
QIT	quadrupole ion trap	RRKM	Rice-Ramsperger-Kassel-Marcus (theory)
QMRE	quantum mechanical resonance energy	rRNA	ribosomal RNA
QMS	quadrupole mass spectrometry	RRS	resonance Raman spectroscopy
QSAR	quantitative structure-activity relations	RS	Raman spectroscopy
QSO	quasi-stellar object	RSC	reaction-solution calorimetry
qt	quart	Ry	rydberg
quad	quadrillion BTU (=1.055•10 ¹⁸ joules)	S	siemens; serine
Qui	quinovose	<i>S</i>	area; entropy; probability current density; Poynting vector; symmetry coordinate; spin angular momentum
q.v.	quod vide (which you should see)	s	second; solid (phase)
R	roentgen; arginine; alkyl radical (in chemical formulas)	<i>s</i>	path length; spin angular momentum; symmetry number; sedimentation coefficient; solubility; symmetrical (as stereochemical descriptor)
°R	degree Rankine	SAED	selected area electron diffraction
<i>R</i>	electrical resistance; gas constant; molar refraction; Rydberg constant; coefficient of multiple correlation reaction (as in $\Delta_r H$)	SALC	symmetry adapted linear combinations
<i>r</i>	position vector; radius	SALI	surface analysis by laser ionization
<i>r</i>	position vector; radius	SAM	scanning Auger microscopy
RA	right ascension	SAMS	self-assembled monolayers
rad	radian	SANS	small angle neutron scattering
RAIRS	reflection-absorption infrared spectroscopy	SAR	structure-activity relationship
RAM	random access memory	Sar	sarcosine
RBS	Rutherford back scattering	sat, satd	saturated
Rbu, Rul	ribulose	SAXS	small angle x-ray scattering
RCI	ring current index	SB	styrene butadiene copolymer
RDA	rubidium dihydrogen arsenate	SBS	styrene butadiene styrene block copolymer
RDS	rate determining step	<i>Sc</i>	Schmidt number
RDX	Royal Demolition Explosive (hexahydro-1,3,5-trinitro-1,3,5-triazine)	SC	spin-coupled (method)
Re	real part	SCD	state correlation diagram
RE	resonance energy	SCE	saturated calomel electrode
RED	radial electron distribution	SCF	self-consistent field (method); supercritical fluid
REELS	reflection electron energy loss spectroscopy	SCP	single cell protein
REM	reflection electron microscopy	SCR	silicon-controlled rectifier
		SCRf	self-consistent reaction field (method)

sd	standard deviation	STM	scanning tunneling microscopy
SDA	sulfadiazine	STO	Slater-type orbital
SDW	spin density wave	STP	standard temperature and pressure
SE	strain energy	sub, subl	sublimes; sublimation
SEBS	styrene ethylene butylene styrene block copolymer	Suc, Sac	sucrose
SEC	size exclusion chromatography	Sur	thiouracil
sec	secant; second	Sv	sievert
sec	secondary (in chemical name)	SWIFT	stored waveform inverse Fourier transform
SECSY	spin-echo correlated spectroscopy	T	tesla; tera (SI prefix for 10^{12}); threonine
Sed	sedoheptulose	T	kinetic energy; period; term value; temperature (thermodynamic); torque; transmittance
SEELFS	surface extended energy loss fine structure	t	metric tonne; triton
SEM	scanning electron microscopy; standard error of the mean	t	Celsius temperature; thickness; time; transport number
sepn	separation	TAC	time-to-amplitude converter
Ser	serine	TAI	International Atomic Time
SERS	surface-enhanced Raman spectroscopy	Tal	talose
SET	single electron transfer	tan	tangent
SEXAF	surface extended x-ray absorption fine structure	tanh	hyperbolic tangent
SFC	supercritical fluid chromatography	Taps	3-{{[2-hydroxy-1,1-bis(hydroxymethyl)ethyl]amino}-1-propanesulfonic acid}
Sh	Sherwood number	TBE	1,1,2,2-tetrabromoethane
Shy	thiohypoxanthine	TBP	tributyl phosphate
SI	International System of Units; surface ionization	TC	titration calorimetry
SID	surface-induced dissociation	TCA	trichloroacetic acid
SILAR	successive ionic layer adsorption and reaction	TCB, TCBA	2,3,6-trichlorobenzoic acid
SIM	selected ion monitoring	TCE	trichloroethylene
SIMS	secondary-ion spectroscopy	TCG	Geocentric Coordinated Time
sin	sine	TCNE	tetracyanoethylene
sinh	hyperbolic sine	TCNQ	tetracyanoquinodimethane
SIPN	semi-interpenetrating polymer network	TCP	triclesyl phosphate
SIS	styrene isoprene styrene block copolymer	TCSCF	two configuration self-consistent field
SLAM	scanning laser acoustic microscopy	TDA	toluene-2,4-diamine
SLUMO	second lowest unoccupied molecular orbital	TDI	toluene diisocyanate
SMILES	simplified molecular input line entry system	tDNA	transfer DNA
SMMA	styrene methyl methacrylate copolymer	TE	transverse electric
SMO	semiempirical molecular orbital	TEA	triethanolamine; triethylamine
SMOW	Standard Mean Ocean Water (Vienna)	TED	transferred electron device; transmission electron diffraction
SNMS	sputtered neutral mass spectroscopy	TEDA	triethylenediamine
Sno	thiouridine	TEELS	transmission electron energy loss spectroscopy
SNU	solar neutrino unit	TEM	transverse electromagnetic; transmission electron microscope
SOJT	second-order Jahn-Teller (effect)	temp	temperature
sol	soluble; solution	TEO	thermoplastic elastic olefin
soln, sln	solution	TEPP	tetraethyl pyrophosphate
SOMO	singly occupied molecular orbital	tert	tertiary (in chemical name)
Sor	sorbose	Tes	2-{{[2-hydroxy-1,1-bis(hydroxymethyl)ethyl]amino}-1-propanesulfonic acid}
sp gr	specific gravity	TFD	Thomas-Fermi-Dirac (method)
SPM	scanned probe microscopy	TFE	tetrafluoroethylene
SPST	single-pulse shock tubes	TGA	thermogravimetric analysis
sq	square	Thd	ribosylthymine
Sr	Strouhal number	THEED	transmission high energy electron diffraction
sr	steradian	theor	theoretical
Srd	6-thioinosine	thf, THF	tetrahydrofuran
SSMS	source spark mass spectroscopy	THQ	1,2,3,4-tetrahydroquinoline
St	stoke	Thr	threonine
St	Stanton number	Thy	thymine
std, stnd	standard (state)	TI	thermal ionization
STEL	short-term exposure limit		
STEM	scanning transmission electron microscope		

TIPA	triisopropanolamine	UT	universal time
TL	thermoluminescence	UTC	coordinated universal time
TLC	thin-layer chromatography	UTP	uridine 5'-triphosphate
TLV	threshold limit value	UV	ultraviolet
TM	transverse magnetic	V	volt; valine
TMAB	tetrabutylammonium bromide	V	electric potential; potential energy; volume
TMAO	trimethylamine oxide	ν	reaction rate; specific volume; velocity; vibrational quantum number; vicinal (as chemical descriptor)
TMCP	tri- <i>m</i> -cresyl phosphate	v/v	volume per volume (volume of solute divided by volume of solution, expressed as percent)
TMEDA	<i>N,N,N',N'</i> -tetramethyl-1,2-ethanediamine	VA	vinyl acetate, vanillic acid
TMMV	threshold molecular weight value	Val	valine
TMS	tetramethylsilane	vap	vaporization
TNA	2,4,6-trinitroaniline	VAT	vibration assisted tunneling
TNB	1,3,5-trinitrobenzene	VB	valence band; valence bond (theory)
TNM	tetranitromethane	VCD	vibrational circular dichroism
TNT	2,4,6-trinitrotoluene	VDW	van der Waals interaction
TOCP	tri- <i>o</i> -cresyl phosphate	VHF	very high frequency
TOF	turnover frequency	<i>vic</i>	vicinal (on adjacent carbon atom)
TOF-MS	time-of-flight mass spectrometer	VIS	visible region of the spectrum
tol	tolyl	vit	vitreous (phase)
TON	turnover number	VLDPE	very low density polyethylene
TOPO	triethylphosphine oxide	VLPP	very low pressure pyrolysis
Torr	torr (pressure unit)	VMA	vanilmandelic acid
TOTP	tri- <i>o</i> -tolyl phosphate	VOC	volatile organic compound(s)
TPE	thermoplastic elastomer	VOFF	valence orbital force field
TPTA	triphenyltin acetate	VPC	vapor phase chromatography
TPTC	triphenyltin chloride	VSEPR	valence shell electron-pair repulsion (method)
TRE	topological resonance energy	VSIP	valence state ionization potential
Tre	trehalose	VSLI	very large scale integrated (circuit)
Tricine	<i>N</i> -[2-hydroxy-1,1-bis(hydroxymethyl)ethyl]glycine	VSMOW	Vienna Standard Mean Ocean Water
Tris	2-amino-2-(hydroxymethyl)-1,3-propanediol	VTCS	vinyltrichlorosilane
TRMC	time-resolved microwave conductivity	VUV	vacuum ultraviolet
tRNA	transfer RNA	W	watt; tryptophan
Trp	tryptophan	\dot{W}	radiant energy; statistical weight; work
trs	transition	w	energy density; mass fraction; velocity; work
TS	transition state	w/v	weight per volume (mass of solute divided by volume of solution, usually expressed as g/100 mL)
TSS	transition state spectroscopy	w/w	weight per weight (mass of solute divided by mass of solution, expressed as percent)
TST	generalized transition-state theory	WAXS	wide angle x-ray scattering
TTF	tetrathiofulvalene	Wb	weber
Tyr	tyrosine	W_e	Weber number
U	uracil (in genetic code)	WKB	Wentzel-Kramers-Brillouin (approximation)
\mathcal{U}	electric potential difference; internal energy	WLF	Williams-Landel-Ferry (equation)
u	unified atomic mass unit	WLN	Wiswesser line notation
u	Bloch function; electric mobility; velocity	wt	weight
ua	astronomical unit (AU is also used)	X	X unit; halogen (in chemical formula)
UBFF	Urey-Bradley force field	X	reactance
UDMH	1,1-dimethylhydrazine	x	mole fraction
UDP	uridine 5'-diphosphate	X, Xaa	unspecified amino acid
UHF	ultrahigh frequency; unrestricted Hartree-Fock (method)	XAFS	x-ray absorption fine structure
UHMWPE	ultrahigh molecular weight polyethylene	Xan	xanthine
ULDPE	ultra low density polyethylene	XANES	x-ray absorption near-edge structure
ULPE	ultra linear polyethylene	Xao	xanthosine
UMP	uridine 5'-monophosphate	Xle	leucine or isoleucine (unspecified)
<i>uns, unsym</i>	unsymmetrical (as chemical descriptor)	XLPE	crosslinked polyethylene
UPS, UPES	ultraviolet photoelectron spectroscopy	Xlu, Xul	xylulose
Ura	uracil	XPS, XPES	x-ray photoelectron spectroscopy
Urd	uridine		
USP	United States Pharmacopeia		

XRD	x-ray diffraction	ζ	Coriolis coupling constant; electrokinetic potential
XRF	x-ray fluorescence	η	overpotential; viscosity
XRS	x-ray spectroscopy	κ	compressibility; conductivity; magnetic susceptibility; molar absorption coefficient
Xyl	xylose	λ	absolute activity; radioactive decay constant; thermal conductivity; wavelength
Y	yotta (SI prefix for 10^{24}); tyrosine	Λ	angular momentum; ionic conductivity
Y	admittance; Planck function; Young's modulus	μ	muon; micro (SI prefix for 10^{-6})
y	yocto (SI prefix for 10^{-24})	μ	chemical potential; electric dipole moment; electric mobility; friction coefficient; Joule-Thompson coefficient; magnetic dipole moment; mobility; permeability
y	mole fraction for gas (when x refers to liquid phase)	μF	microfarad
y, yr	year	μg	microgram
YAG	yttrium aluminum garnet	μm	micrometer
yd	yard	μs	microsecond
YIG	yttrium iron garnet	ν	frequency; kinematic velocity; stoichiometric number
Z	zetta (SI prefix for 10^{21}); glutamine or glutamic acid (unspecified)	ν_e	neutrino
Z	atomic number; compression factor; collision number; impedance; partition function; zusammen (<i>cis</i> - configuration)	ν	wavenumber
z	zepto (SI prefix for 10^{-21})	Π	osmotic pressure; Peltier coefficient
z	charge number (of an ion); collision frequency factor	π	pion
ZDO	zero differential overlap	ρ	density; reflectance; resistivity
ZINDO	Zerner's INDO method	σ	electrical conductivity; cross section; normal stress; shielding constant (NMR); Stefan-Boltzmann constant; surface tension; standard deviation
ZPE, ZPVE	zero point vibrational energy	τ	transmittance; chemical shift; shear stress; relaxation time
ZULU	Greenwich mean time	Φ	magnetic flux; potential energy; radiant power; work function
α	alpha particle	ϕ	electrical potential; fugacity coefficient; osmotic coefficient; quantum yield; wavefunction
α	absorption coefficient; degree of dissociation; electric polarizability; expansion coefficient; fine structure constant	χ	magnetic susceptibility
β	beta particle	χ_e	electric susceptibility
β	reciprocal temperature parameter ($= 1/kT$)	Ψ	wavefunction
γ	photon; gamma (obsolete mass unit = μg)	Ω	ohm
γ	activity coefficient; conductivity; magnetogyric ratio; mass concentration; ratio of heat capacities; surface tension	Ω	axial angular momentum; solid angle
Γ	Grüneisen parameter; level width; surface concentration	ω	circular frequency; angular velocity; harmonic vibration wavenumber; statistical weight
Δ	inertial defect; mass excess		
δ	chemical shift; Dirac delta function; Kronecker delta; loss angle		
ε	emittance; Levi-Civita symbol; linear strain; molar absorption coefficient; permittivity		

GREEK, RUSSIAN, AND HEBREW ALPHABETS

The following table presents the Hebrew, Greek, and Russian alphabets, their letters, the names of the letters, and the English equivalents.

Hebrew ^{1,3}			Greek ⁴			Russian		
א	aleph	' ²	Α α	alpha	a	А а		a
ב	beth	b, bh	Β β	beta	b	Б б		b
ג	gimel	g, gh	Γ γ	gamma	g, n	В в		v
ד	daleth	d, dh	Δ δ	delta	d	Г г		g
ה	he	h	Ε ε	epsilon	e	Д д		d
ו	waw	w	Ζ ζ	zeta	z	Е е		e
ז	zayin	z	Η η	eta	ē	Ж ж		zh
ח	heth	ḥ	Θ θ	theta	th	З з		z
ט	teth	ṭ	Ι ι	iota	i	И и Й й		i, ĭ
י	yodh	y	Κ κ	kappa	k	К к		k
כ ך	kaph	k, kh	Λ λ	lambda	l	Л л		l
ל	lamedh	l	Μ μ	mu	m	М м		m
מ ך	mem	m	Ν ν	nu	n	Н н		n
נ ך	nun	n	Ξ ξ	xi	x	О о		o
ס	samekh	s	Ο ο	omicron	o	П п		p
ע	ayin	'	Π π	pi	p	Р р		r
פ ף	pe	p, ph	Ρ ρ	rho	r, rh	С с		s
צ ץ	sadhe	ṣ	Σ σ ς	sigma	s	Т т		t
ק	qoph	q	Τ τ	tau	t	У у		u
ר	resh	r	Υ υ	upsilon	y, u	Ф ф		f
ש	sin	ś	Φ φ	phi	ph	Х х		kh
שׁ	shin	sh	Χ χ	chi	ch	Ц ц		ts
ת	taw	t, th	Ψ ψ	psi	ps	Ч ч		ch
			Ω ω	omega	ō	Ш ш		sh
						Щ щ		shch
						Ъ ъ ⁵		"
						Ы ы		y
						Ь ь ⁶		'
						Э э		e
						Ю ю		yu
						Я я		ya

¹ Where two forms of a letter are given, the second one is the form used at the end of a word.

² Not represented in transliteration when initial.

³ The Hebrew letters are primarily consonants; a few of them are also used secondarily to represent certain vowels, when provided at all, by means of a system of dots or strokes adjacent to the consonated characters.

⁴ The letter gamma is transliterated "n" only before velars; the letter upsilon is transliterated "u" only as the final element in diphthongs.

⁵ This sign indicates that the immediately preceding consonant is not palatized even though immediately followed by a palatized vowel.

⁶ This sign indicates that the immediately preceding consonant is palatized even though not immediately followed by a palatized vowel.

DEFINITIONS OF SCIENTIFIC TERMS

Brief definitions of selected terms of importance in chemistry, physics, and related fields of science are given in this section. The selection process emphasizes the following types of terms:

- ◆ Physical quantities
- ◆ Units of measure
- ◆ Classes of chemical compounds and materials
- ◆ Important theories, laws, and basic concepts.

Individual chemical compounds are not included.

Definitions have taken wherever possible from the recommendations of international or national bodies, especially the International Union of Pure and Applied Chemistry (IUPAC) and International Organization for Standardization (ISO). For physical quantities and units, the recommended symbol is also given. The source of such definitions is indicated by the reference number in brackets following the definition. In many cases these official definitions have been edited in the interest of stylistic consistency and economy of space. The user is referred to the original source for further details.

An asterisk (*) following a term indicates that further information can be found by consulting the index of this handbook under the entry for that term.

Ab initio method - An approach to quantum-mechanical calculations on molecules which starts with the Schrödinger equation and carries out a complete integration, without introducing empirical factors derived from experimental measurement.

Absorbance (A) - Defined as $-\log(1-\alpha) = \log(1/\tau)$, where α is the absorbance and τ the transmittance of a medium through which a light beam passes. [2]

Absorbed dose (D) - For any ionizing radiation, the mean energy imparted to an element of irradiated matter divided by the mass of that element. [1]

Absorptance (α) - Ratio of the radiant or luminous flux in a given spectral interval absorbed in a medium to that of the incident radiation. Also called absorption factor. [1]

Absorption coefficient (a) - The relative decrease in the intensity of a collimated beam of electromagnetic radiation, as a result of absorption by a medium, during traversal of an infinitesimal layer of the medium, divided by the length traversed. [1]

Absorption coefficient, molar (ϵ) - Absorption coefficient divided by amount-of-substance concentration of the absorbing material in the sample solution ($\epsilon = a/c$). The SI unit is m^2/mol . Also called extinction coefficient, but usually in units of $\text{mol}^{-1}\text{dm}^3\text{cm}^{-1}$. [2]

Acceleration - Rate of change of velocity with respect to time.

Acceleration due to gravity (g)* - The standard value (9.80665 m/s^2) of the acceleration experienced by a body in the earth's gravitational field. [1]

Acenes - Polycyclic aromatic hydrocarbons consisting of fused benzene rings in a rectilinear arrangement. [5]

Acid - Historically, a substance that yields an H^+ ion when it dissociates in solution, resulting in a $\text{pH} < 7$. In the Brønsted definition, an acid is a substance that donates a proton in any type of reaction. The most general definition, due to G.N. Lewis,

classifies any chemical species capable of accepting an electron pair as an acid.

Acid dissociation constant (K_a)* - The equilibrium constant for the dissociation of an acid HA through the reaction $\text{HA} + \text{H}_2\text{O} \rightleftharpoons \text{A}^- + \text{H}_3\text{O}^+$. The quantity $\text{p}K_a = -\log K_a$ is often used to express the acid dissociation constant.

Actinides - The elements of atomic number 89 through 103, e.g., Ac, Th, Pa, U, Np, Pu, Am, Cm, Bk, Cf, Es, Fm, Md, No, Lr. [7]

Activation energy* - In general, the energy that must be added to a system in order for a process to occur, even though the process may already be thermodynamically possible. In chemical kinetics, the activation energy is the height of the potential barrier separating the products and reactants. It determines the temperature dependence of the reaction rate.

Activity - For a mixture of substances, the absolute activity λ of substance B is defined as $\lambda_B = \exp(\mu_B/RT)$, where μ_B is the chemical potential of substance B, R the gas constant, and T the thermodynamic temperature. The relative activity a is defined as $a_B = \exp[(\mu_B - \mu_B^\circ)/RT]$, where μ_B° designates the chemical potential in the standard state. [2]

Activity coefficient (γ)* - Ratio of the activity a_B of component B of a mixture to the concentration of that component. The value of γ depends on the method of stating the composition. For mole fraction x_B , the relation is $a_B = \gamma_B x_B$; for molarity c_B , it is $a_B = \gamma_B c_B/c^\circ$, where c° is the standard state composition (typically chosen as 1 mol/L); for molality m_B , it is $a_B = \gamma_B m_B/m^\circ$, where m° is the standard state molality (typically 1 mol/kg). [2]

Activity, of radioactive substance (A) - The average number of spontaneous nuclear transitions from a particular energy state occurring in an amount of a radionuclide in a small time interval divided by that interval. [1]

References

1. *ISO Standards Handbook 2, Units of Measurement*, International Organization for Standardization, Geneva, 1992.
2. *Quantities, Units, and Symbols in Physical Chemistry, Second Edition*, International Union of Pure and Applied Chemistry, Blackwell Scientific Publications, Oxford, 1993.
3. *Compendium of Chemical Terminology*, International Union of Pure and Applied Chemistry, Blackwell Scientific Publications, Oxford, 1987.
4. *A Guide to IUPAC Nomenclature of Organic Compounds*, International Union of Pure and Applied Chemistry, Blackwell Scientific Publications, Oxford, 1993.
5. *Glossary of Class Names of Organic Compounds and Reactive Intermediates Based on Structure, Pure and Applied Chemistry*, 67, 1307, 1995.
6. *Compendium of Analytical Nomenclature*, International Union of Pure and Applied Chemistry, Blackwell Scientific Publications, Oxford, 1987.
7. *Nomenclature of Inorganic Chemistry*, International Union of Pure and Applied Chemistry, Blackwell Scientific Publications, Oxford, 1990.
8. *Glossary of Basic Terms in Polymer Science, Pure and Applied Chemistry*, 68, 2287, 1996.
9. *The International Temperature Scale of 1990, Metrologia*, 27, 107, 1990.
10. *Compilation of ASTM Standard Definitions*, American Society of Testing and Materials, Philadelphia, 1990.
11. *ASM Metals Reference Book*, American Society for Metals, Metals Park, OH, 1983.

Acyl groups - Groups formed by removing the hydroxy groups from oxoacids that have the general structure $\text{RC}(=\text{O})(\text{OH})$ and replacement analogues of such acyl groups. [5]

Adiabatic process - A thermodynamic process in which no heat enters or leaves the system.

Admittance (Y) - Reciprocal of impedance. $Y = G + iB$, where G is conductance and B is susceptance. [1]

Adsorption - A process in which molecules of gas, of dissolved substances in liquids, or of liquids adhere in an extremely thin layer to surfaces of solid bodies with which they are in contact. [10]

Albedo* - The ratio of the light reflected or scattered from a surface to the intensity of incident light. The term is often used in reference to specific types of terrain or to entire planets.

Alcohols - Compounds in which a hydroxy group, $-\text{OH}$, is attached to a saturated carbon atom. [5]

Aldehydes - Compounds $\text{RC}(=\text{O})\text{H}$, in which a carbonyl group is bonded to one hydrogen atom and to one R group. [5]

Aldoses - Aldehydic parent sugars (polyhydroxyaldehydes $\text{H}[\text{CH}(\text{OH})]_n\text{C}(=\text{O})\text{H}$, $n > 1$) and their intramolecular hemiacetals. [5]

Aldoximes - Oximes of aldehydes: $\text{RCH}=\text{NOH}$. [5]

Alfvén number (Al) - A dimensionless quantity used in plasma physics, defined by $Al = v(\rho\mu)^{1/2}/B$, where ρ is density, v is velocity, μ is permeability, and B is magnetic flux density. [2]

Alfvén waves - Very low frequency waves which can exist in a plasma in the presence of a uniform magnetic field. Also called magnetohydrodynamic waves.

Alicyclic compounds - Aliphatic compounds having a carbocyclic ring structure which may be saturated or unsaturated, but may not be a benzenoid or other aromatic system. [5]

Aliphatic compounds - Acyclic or cyclic, saturated or unsaturated carbon compounds, excluding aromatic compounds. [5]

Alkali metals - The elements lithium, sodium, potassium, rubidium, cesium, and francium.

Alkaline earth metals - The elements calcium, strontium, barium, and radium. [7]

Alkaloids - Basic nitrogen compounds (mostly heterocyclic) occurring mostly in the plant kingdom (but not excluding those of animal origin). Amino acids, peptides, proteins, nucleotides, nucleic acids, and amino sugars are not normally regarded as alkaloids. [5]

Alkanes - Acyclic branched or unbranched hydrocarbons having the general formula $\text{C}_n\text{H}_{2n+2}$, and therefore consisting entirely of hydrogen atoms and saturated carbon atoms. [5]

Alkenes - Acyclic branched or unbranched hydrocarbons having one carbon-carbon double bond and the general formula C_nH_{2n} . Acyclic branched or unbranched hydrocarbons having more than one double bond are alkadienes, alkatrienes, etc. [5]

Alkoxides - Compounds, ROM , derivatives of alcohols, ROH , in which R is saturated at the site of its attachment to oxygen and M is a metal or other cationic species. [5]

Alkyl groups - Univalent groups derived from alkanes by removal of a hydrogen atom from any carbon atom: $\text{C}_n\text{H}_{2n+1}$ -. The groups derived by removal of a hydrogen atom from a terminal carbon atom of unbranched alkanes form a subclass of normal alkyl (n -alkyl) groups. The groups RCH_2 -, R_2CH -, and R_3C - (R not equal to H) are primary, secondary, and tertiary alkyl groups, respectively. [5]

Alkynes - Acyclic branched or unbranched hydrocarbons having a carbon-carbon triple bond and the general formula $\text{C}_n\text{H}_{2n-2}$, $\text{RC}\equiv\text{CR}$ -. Acyclic branched or unbranched hydrocarbons having more than one triple bond are known as alkadiynes, alkatriynes, etc. [5]

Allotropy - The occurrence of an element in two or more crystalline forms.

Allylic groups - The group $\text{CH}_2=\text{CHCH}_2$ - (allyl) and derivatives formed by substitution. The term 'allylic position' or 'allylic site' refers to the saturated carbon atom. A group, such as $-\text{OH}$, attached at an allylic site is sometimes described as "allylic". [5]

Amagat volume unit - A non-SI unit previously used in high pressure science. It is defined as the molar volume of a real gas at one atmosphere pressure and 273.15 K. The approximate value is 22.4 L/mol.

Amides - Derivatives of oxoacids $\text{R}(\text{C}=\text{O})(\text{OH})$ in which the hydroxy group has been replaced by an amino or substituted amino group. [5]

Amine oxides - Compounds derived from tertiary amines by the attachment of one oxygen atom to the nitrogen atom: $\text{R}_3\text{N}^+-\text{O}^-$. By extension the term includes the analogous derivatives of primary and secondary amines. [5]

Amines - Compounds formally derived from ammonia by replacing one, two, or three hydrogen atoms by hydrocarbyl groups, and having the general structures RNH_2 (primary amines), R_2NH (secondary amines), R_3N (tertiary amines). [5]

Amino acids* - Compounds containing both a carboxylic acid group ($-\text{COOH}$) and an amino group ($-\text{NH}_2$). The most important are the α -amino acids, in which the $-\text{NH}_2$ group is attached to the C atom adjacent to the $-\text{COOH}$ group. In the β -amino acids, there is an intervening carbon atom. [4]

Ampere (A)* - The SI base unit of electric current. [1]

Ampere's law - The defining equation for the magnetic induction B , viz., $d\mathbf{F} = I d\mathbf{l} \times \mathbf{B}$, where $d\mathbf{F}$ is the force produced by a current I flowing in an element of the conductor $d\mathbf{l}$ pointing in the direction of the current.

Ångström (Å) - A unit of length used in spectroscopy, crystallography, and molecular structure, equal to 10^{-10} m.

Angular momentum (L) - The angular momentum of a particle about a point is the vector product of the radius vector from this point to the particle and the momentum of the particle; i.e., $L = \mathbf{r} \times \mathbf{p}$. [1]

Angular velocity (ω) - The angle through which a body rotates per unit time.

Anilides - Compounds derived from oxoacids $\text{R}(\text{C}=\text{O})(\text{OH})$ by replacing the $-\text{OH}$ group by the $-\text{NHPh}$ group or derivative formed by ring substitution. Also used for salts formed by replacement of a nitrogen-bound hydrogen of aniline by a metal. [5]

Anion - A negatively charged atomic or molecular particle.

Antiferroelectricity* - An effect analogous to antiferromagnetism in which electric dipoles in a crystal are ordered in two sublattices that are polarized in opposite directions, leading to zero net polarization. The effect vanishes above a critical temperature.

Antiferromagnetism* - A type of magnetism in which the magnetic moments of atoms in a solid are ordered into two antiparallel aligned sublattices. Antiferromagnets are characterized by a zero or small positive magnetic susceptibility. The

susceptibility increases with temperature up to a critical value, the Néel temperature, above which the material becomes paramagnetic.

Antiparticle - A particle having the same mass as a given elementary particle and a charge equal in magnitude but opposite in sign.

Appearance potential* - The lowest energy which must be imparted to the parent molecule to cause it to produce a particular specified parent ion. This energy, usually stated in eV, may be imparted by electron impact, photon impact, or in other ways. More properly called appearance energy. [3]

Appearance potential spectroscopy (APS) - See Techniques for Materials Characterization, page 12-1.

Are (a) - A unit of area equal to 100 m². [1]

Arenes - Monocyclic and polycyclic aromatic hydrocarbons. See aromatic compounds. [5]

Aromatic compounds - Compounds whose structure includes a cyclic delocalized π -electron system. Historical use of the term implies a ring containing only carbon (e.g., benzene, naphthalene), but it is often generalized to include heterocyclic structures such as pyridine and thiophene. [5]

Arrhenius equation - A key equation in chemical kinetics which expresses the rate constant k as $k = A \exp(-E_a/RT)$, where E_a is the activation energy, R the molar gas constant, and T the temperature. A is called the preexponential factor and, for simple gas phase reactions, may be identified with the collision frequency.

Arsines - AsH₃ and compounds derived from it by substituting one, two or three hydrogen atoms by hydrocarbyl groups. RAsH₂, R₂AsH, R₃As (R not equal to H) are called primary, secondary and tertiary arsines, respectively. [5]

Aryl groups - Groups derived from arenes by removal of a hydrogen atom from a ring carbon atom. Groups similarly derived from heteroarenes are sometimes subsumed in this definition. [5]

Astronomical unit (AU)* - The mean distance of the earth from the sun, equal to $1.49597870 \times 10^{11}$ m.

Atomic absorption spectroscopy (AAS) - See Techniques for Materials Characterization, page 12-1.

Atomic emission spectroscopy (AES) - See Techniques for Materials Characterization, page 12-1.

Atomic force microscopy (AFM) - See Techniques for Materials Characterization, page 12-1.

Atomic mass* - The mass of a nuclide, normally expressed in unified atomic mass units (u).

Atomic mass unit (u)* - A unit of mass used in atomic, molecular, and nuclear science, defined as the mass of one atom of ¹²C divided by 12. Its approximate value is 1.66054×10^{-27} kg. Also called the unified atomic mass unit. [1]

Atomic number (Z) - A characteristic property of an element, equal to the number of protons in the nucleus.

Atomic weight (A_r)* - The ratio of the average mass per atom of an element to 1/12 of the mass of nuclide ¹²C. An atomic weight can be defined for a sample of any given isotopic composition. The standard atomic weight refers to a sample of normal terrestrial isotopic composition. The term relative atomic mass is synonymous with atomic weight. [2]

Attenuated total reflection (ATR) - See Techniques for Materials Characterization, page 12-1.

Auger effect - An atomic process in which an electron from a higher energy level fills a vacancy in an inner shell, transferring the released energy to another electron which is ejected.

Aurora - An atmospheric phenomenon in which streamers of light are produced when electrons from the sun are guided into the thermosphere by the earth's magnetic field. It occurs in the polar regions at altitudes of 95–300 km.

Avogadro constant (N_A)* - The number of elementary entities in one mole of a substance.

Azeotrope - A liquid mixture in a state where the variation of vapor pressure with composition at constant temperature (or, alternatively, the variation of normal boiling point with composition) shows either a maximum or a minimum. Thus when an azeotrope boils the vapor has the same composition as the liquid.

Azides - Compounds bearing the group -N₃, viz. -N=N⁺=N⁻; usually attached to carbon, e.g. PhN₃, phenyl azide or azidobenzene. Also used for salts of hydrazoic acid, HN₃, e.g. NaN₃, sodium azide. [5]

Azines - Condensation products, R₂C=NN=CR₂, of two moles of a carbonyl compound with one mole of hydrazine. [5]

Azo compounds - Derivatives of diazene (diimide), HN=NH, wherein both hydrogens are substituted by hydrocarbyl groups, e.g., PhN=NPh, azobenzene or diphenyldiazene. [5]

Balmer series - The series of lines in the spectrum of the hydrogen atom which corresponds to transitions between the state with principal quantum number $n = 2$ and successive higher states. The wavelengths are given by $1/\lambda = R_H(1/4 - 1/n^2)$, where $n = 3, 4, \dots$ and R_H is the Rydberg constant for hydrogen. The first member of the series ($n = 2 \rightarrow 3$), which is often called the H $_{\alpha}$ line, falls at a wavelength of 6563 Å.

Bar (bar) - A unit of pressure equal to 10⁵ Pa.*

Bardeen-Cooper-Schrieffer (BCS) theory - A theory of superconductivity which is based upon the formation of electron pairs as a result of an electron-lattice interaction. The theory relates the superconducting transition temperature to the density of states and the Debye temperature.

Barn (b) - A unit used for expressing cross sections of nuclear processes, equal to 10⁻²⁸ m².

Barrel - A unit of volume equal to 158.9873 L.

Baryon - Any elementary particle built up from three quarks. Examples are the proton, neutron, and various short-lived hyperons. Baryons have odd half-integer spins.

Base - Historically, a substance that yields an OH⁻ ion when it dissociates in solution, resulting in a pH > 7. In the Brønsted definition, a base is a substance capable of accepting a proton in any type of reaction. The more general definition, due to G.N. Lewis, classifies any chemical species capable of donating an electron pair as a base.

Becquerel (Bq)* - The SI unit of radioactivity (disintegrations per unit time), equal to s⁻¹. [1]

Beer's law - An approximate expression for the change in intensity of a light beam that passes through an absorbing medium, viz., $\log(I/I_0) = -\epsilon cl$, where I_0 is the incident intensity, I is the final intensity, ϵ is the molar (decadic) absorption coefficient, c is the molar concentration of the absorbing substance, and l is the path length. Also called the Beer-Lambert law

Binding energy* - A generic term for the energy required to decompose a system into two or more of its constituent parts. In nuclear physics, the binding energy is the energy differ-

ence between a nucleus and the separated nucleons of which it is composed (the energy equivalent of the mass defect). In atomic physics, it is the energy required to remove an electron from an atom.

Biot (Bi) - A name sometimes used for the unit of current in the emu system.

Birefringence - A property of certain crystals in which two refracted rays result from a single incident light ray. One, the ordinary ray, follows the normal laws of refraction, while the other, the extraordinary ray, exhibits a variable refractive index which depends on the direction in the crystal.

Black body radiation* - The radiation emitted by a perfect black body, i.e., a body which absorbs all radiation incident on it and reflects none. The wavelength dependence of the radiated energy density ρ (energy per unit volume per unit wavelength range) is given by the Planck formula

$$\rho = \frac{8\pi hc}{\lambda^5 (e^{hc/\lambda kT} - 1)}$$

where λ is the wavelength, h is Planck's constant, c is the speed of light, k is the Boltzmann constant, and T is the temperature.

Black hole - A very dense object, formed in a supernova explosion, whose gravitational field is so large that no matter or radiation can escape from the object.

Bloch wave function - A solution of the Schrödinger equation for an electron moving in a spatially periodic potential; used in the band theory of solids.

Bohr magneton (μ_B)* - The atomic unit of magnetic moment, defined as $eh/4\pi m_e$, where h is Planck's constant, m_e the electron mass, and e the elementary charge. It is the moment associated with a single electron spin.

Bohr, bohr radius (a_0)* - The radius of the lowest orbit in the Bohr model of the hydrogen atom, defined as $\epsilon_0 h^2 / \pi m_e e^2$, where ϵ_0 is the permittivity of a vacuum, h is Planck's constant, m_e the electron mass, and e the elementary charge. It is customarily taken as the unit of length when using atomic units.

Boiling point - The temperature at which the liquid and gas phases of a substance are in equilibrium at a specified pressure. The normal boiling point is the boiling point at normal atmospheric pressure (101.325 kPa).

Boltzmann constant (k)* - The molar gas constant R divided by Avogadro's constant.

Boltzmann distribution - An expression for the equilibrium distribution of molecules as a function of their energy, in which the number of molecules in a state of energy E is proportional to $\exp(-E/kT)$, where k is the Boltzmann constant and T is the temperature.

Bond strength - See Dissociation energy.

Born-Haber cycle* - A thermodynamic cycle in which a crystalline solid is converted to gaseous ions and then reconverted to the solid. The cycle permits calculation of the lattice energy of the crystal.

Bose-Einstein distribution - A modification of the Boltzmann distribution which applies to a system of particles that are bosons. The number of particles of energy E is proportional to $[e^{(E-\mu)/kT} - 1]^{-1}$, where μ is a normalization constant, k is the Boltzmann constant, and T is the temperature.

Boson - A particle that obeys Bose-Einstein Statistics; specifically, any particle with spin equal to zero or an integer. This includes

the photon, pion, deuteron, and all nuclei of even mass number.

Boyle's law - The empirical law, exact only for an ideal gas, which states that the volume of a gas is inversely proportional to its pressure at constant temperature.

Bragg angle (θ) - Defined by the equation $n\lambda = 2d\sin\theta$, which relates the angle θ between a crystal plane and the diffracted x-ray beam, the wavelength λ of the x-rays, the crystal plane spacing d , and the diffraction order n (any integer).

Bravais lattices* - The 14 distinct crystal lattices that can exist in three dimensions. They include three in the cubic crystal system, two in the tetragonal, four in the orthorhombic, two in the monoclinic, and one each in the triclinic, hexagonal, and trigonal systems.

Breakdown voltage - The potential difference at which an insulating substance undergoes a physical or chemical change that causes it to become a conductor, thus allowing current to flow through the sample.

Bremsstrahlung - Electromagnetic radiation generated when the velocity of a charged particle is reduced (literally, "braking radiation"). An example is the x-ray continuum resulting from collisions of electrons with the target in an x-ray tube.

Brewster angle - The angle of incidence for which the maximum degree of plane polarization occurs when a beam of unpolarized light is incident on the surface of a medium of refractive index n . At this angle, the angle between the reflected and refracted beams is 90° . The value of the Brewster angle is $\tan^{-1}n$.

Brillouin scattering - The scattering of light by acoustic phonons in a solid or liquid.

Brillouin zone - A region of allowed wave vectors and energy levels in a crystalline solid, which plays a part in the propagation of waves through the lattice.

British thermal unit (Btu) - A non-SI unit of energy, equal to approximately 1055 J. Several values of the Btu, defined in slightly different ways, have been used.

Brownian motion - The random movements of small particles suspended in a fluid, which arise from collisions with the fluid molecules.

Brunauer-Emmett-Teller method (BET) - See Techniques for Materials Characterization, page 12-1.

Buffer* - A solution designed to maintain a constant pH when small amounts of a strong acid or base are added. Buffers usually consist of a fairly weak acid and its salt with a strong base. Suitable concentrations are chosen so that the pH of the solution remains close to the pK_a of the weak acid.

Calorie (cal) - A non-SI unit of energy, originally defined as the heat required to raise the temperature of 1 g of water by 1°C . Several calories of slightly different values have been used. The thermochemical calorie is now defined as 4.184 J.

Candela (cd)* - The SI base unit of luminous intensity. [1]

Capacitance (C) - Ratio of the charge acquired by a body to the change in potential. [1]

Carbamates - Salts or esters of carbamic acid, $\text{H}_2\text{NC(=O)OH}$, or of N-substituted carbamic acids: $\text{R}_2\text{NC(=O)OR}'$, (R' = hydrocarbyl or a cation). The esters are often called urethanes or urethans, a usage that is strictly correct only for the ethyl esters. [5]

Carbenes - The electrically neutral species $\text{H}_2\text{C:}$ and its derivatives, in which the carbon is covalently bonded to two univa-

lent groups of any kind or a divalent group and bears two non-bonding electrons, which may be spin-paired (singlet state) or spin-non-paired (triplet state). [5]

Carbinols - An obsolete term for substituted methanols, in which the name carbinol is synonymous with methanol. [5]

Carbohydrates - Originally, compounds such as aldoses and ketoses, having the stoichiometric formula $C_n(H_2O)_n$ (hence "hydrates of carbon"). The generic term carbohydrate now includes mono-, oligo-, and polysaccharides, as well as their reaction products and derivatives. [5]

Carboranes - A contraction of carbaboranes. Compounds in which a boron atom in a polyboron hydride is replaced by a carbon atom with maintenance of the skeletal structure. [5]

Carboxylic acids - Oxoacids having the structure $RC(=O)OH$. The term is used as a suffix in systematic name formation to denote the $-C(=O)OH$ group including its carbon atom. [5]

Carnot cycle - A sequence of reversible changes in a heat engine using a perfect gas as the working substance, which is used to demonstrate that entropy is a state function. The Carnot cycle also provides a means to calculate the efficiency of a heat engine.

Catalyst - A substance that participates in a particular chemical reaction and thereby increases its rate but without a net change in the amount of that substance in the system. [3]

Catenanes, catena compounds - Hydrocarbons having two or more rings connected in the manner of links of a chain, without a covalent bond. More generally, the class catena compounds embraces functional derivatives and hetero analogues. [5]

Cation - A positively charged atomic or molecular particle.

Centipoise (cP) - A common non-SI unit of viscosity, equal to mPa s.

Centrifugal distortion - An effect in molecular spectroscopy in which rotational levels are lowered in energy, relative to the values of a rigid rotor, as the rotational angular momentum increases. The effect may be understood classically as a stretching of the bonds in the molecule as it rotates faster, thus increasing the moment of inertia.

Ceramic - A nonmetallic material of very high melting point.

Cerenkov radiation - Light emitted when a beam of charged particles travels through a medium at a speed greater than the speed of light in the medium. It is typically blue in color.

Cgs system of units - A system of units based upon the centimeter, gram, and second. The cgs system has been supplanted by the International System (SI).

Chalcogens - The Group VIA elements (oxygen, sulfur, selenium, tellurium, and polonium). Compounds of these elements are called chalcogenides. [7]

Chaotic system - A complex system whose behavior is governed by deterministic laws but whose evolution can vary drastically when small changes are made in the initial conditions.

Charge - See Electric charge.

Charles' law - The empirical law, exact only for an ideal gas, which states that the volume of a gas is directly proportional to its temperature at constant pressure.

Charm - A quantum number introduced in particle physics to account for certain properties of elementary particles and their reactions.

Chelate - A compound characterized by the presence of bonds from two or more bonding sites within the same ligand to a central metal atom. [3]

Chemical potential - For a mixture of substances, the chemical potential of constituent B is defined as the partial derivative of the Gibbs energy G with respect to the amount (number of moles) of B, with temperature, pressure, and amounts of all other constituents held constant. Also called partial molar Gibbs energy. [2]

Chemical shift* - A small change in the energy levels (and hence in the spectra associated with these levels) resulting from the effects of chemical binding in a molecule. The term is used in fields such as NMR, Mössbauer, and photoelectron spectroscopy, where the energy levels are determined primarily by nuclear or atomic effects.

Chiral molecule - A molecule which cannot be superimposed on its mirror image. A common example is an organic molecule containing a carbon atom to which four different atoms or groups are attached. Such molecules exhibit optical activity, i.e., they rotate the plane of a polarized light beam.

Chlorocarbons - Compounds consisting solely of chlorine and carbon. [5]

Chromatography* - A method for separation of the components of a sample in which the components are distributed between two phases, one of which is stationary while the other moves. In gas chromatography the gas moves over a liquid or solid stationary phase. In liquid chromatography the liquid mixture moves through another liquid, a solid, or a gel. The mechanism of separation of components may be adsorption, differential solubility, ion-exchange, permeation, or other mechanisms. [6]

Claapeyron equation - A relation between pressure and temperature of two phases of a pure substance that are in equilibrium, viz., $dp/dT = \Delta_{\text{trs}} S / \Delta_{\text{trs}} V$, where $\Delta_{\text{trs}} S$ is the difference in entropy between the phases and $\Delta_{\text{trs}} V$ the corresponding difference in volume.

Clathrates - Inclusion compounds in which the guest molecule is in a cage formed by the host molecule or by a lattice of host molecules. [5]

Clausius (Cl) - A non-SI unit of entropy or heat capacity defined as cal/K = 4.184 J/K. [2]

Clausius-Claapeyron equation - An approximation to the Claapeyron equation applicable to liquid-gas and solid-gas equilibrium, in which one assumes an ideal gas with volume much greater than the condensed phase volume. For the liquid-gas case, it takes the form $d(\ln p)/dT = \Delta_{\text{vap}} H / RT^2$, where R is the molar gas constant and $\Delta_{\text{vap}} H$ is the molar enthalpy of vaporization. For the solid-gas case, $\Delta_{\text{vap}} H$ is replaced by the molar enthalpy of sublimation, $\Delta_{\text{sub}} H$.

Clausius-Mosotti equation - A relation between the dielectric constant ϵ_r at optical frequencies and the polarizability α :

$$\frac{\epsilon_r - 1}{\epsilon_r + 2} = \frac{\rho N_A \alpha}{3M \epsilon_0}$$

where ρ is density, N_A is Avogadro's number, M is molar mass, and ϵ_0 is the permittivity of a vacuum.

Clebsch-Gordon coefficients - A set of coefficients used to describe the vector coupling of angular momenta in atomic and nuclear physics.

Codon - A set of three bases, chosen from the four primary bases found in the DNA molecule (uracil, cytosine, adenine, and guanine), which specifies the production of a particular amino

acid or carries some other genetic instruction. For example, the codon UCA specifies the amino acid serine, CAG specifies glutamine, etc. There are a total of 64 codons.

Coercive force - The magnetizing force at which the magnetic flux density is equal to zero. [10]

Coercivity* - The maximum value of coercive force that can be attained when a magnetic material is symmetrically magnetized to saturation induction. [10]

Coherent anti-Stokes Raman spectroscopy (CARS) - See Techniques for Materials Characterization, page 12-1.

Colloid - Molecules or polymolecular particles dispersed in a medium that have, at least in one direction, a dimension roughly between 1 nm and 1 μ m. [3]

Color center - A defect in a crystal that gives rise to optical absorption, thus changing the color of the material. A common type is the F-center, which results when an electron occupies the site of a negative ion.

Compressibility (κ)* - The fractional change of volume as pressure is increased, viz., $\kappa = -(1/V)(dV/dp)$. [1]

Compton wavelength (λ_c)* - In the scattering of electromagnetic radiation by a free particle (e.g., electron, proton), $\lambda_c = h/mc$ is the increase in wavelength, at a 90° scattering angle, corresponding to the transfer of energy from radiation to particle. Here h is Planck's constant, c the speed of light, and m the mass of the particle.

Conductance (G)* - For direct current, the reciprocal of resistance. More generally, the real part of admittance. [1]

Conductivity, electrical (σ)* - The reciprocal of the resistivity. [1]

Conductivity, thermal - See Thermal conductivity.

Congruent transformation - A phase transition (melting, vaporization, etc.) in which the substance preserves its exact chemical composition.

Constitutional repeating unit (CRU) - In polymer science, the smallest constitutional unit, the repetition of which constitutes a regular macromolecule, i.e., a macromolecule with all units connected identically with respect to directional sense. [8]

Copolymer - A polymer derived from more than one species of monomer. [8]

Coriolis effect - The deviation from simple trajectories when a mechanical system is described in a rotating coordinate system. It affects the motion of projectiles on the earth and in molecular spectroscopy leads to an important interaction between the rotational and vibrational motions. The effect may be described by an additional term in the equations of motion, called the Coriolis force.

Cosmic rays* - High energy nuclear particles, electrons, and photons, originating mostly outside the solar system, which continually bombard the earth's atmosphere.

Coulomb (C)* - The SI unit of electric charge, equal to A s. [1]

Coulomb's law - The statement that the force F between two electrical charges q_1 and q_2 separated by a distance r is $F = (4\pi\epsilon_0)^{-1} q_1 q_2 / r^2$, where ϵ_0 is the permittivity of a vacuum.

Covalent bond - A chemical bond between two atoms whose stability results from the sharing of two electrons, one from each atom.

Cowling number (Co) - A dimensionless quantity used in plasma physics, defined by $Co = B^2 / \mu \rho v^2$, where ρ is density, v is velocity, μ is permeability, and B is magnetic flux density. [2]

CPT theorem - A theorem in particle physics which states that any local Lagrangian theory that is invariant under proper

Lorentz transformations is also invariant under the combined operations of charge conjugation, C, space inversion, P, and time reversal, T, taken in any order.

Critical point* - In general, the point on the phase diagram of a two-phase system at which the two coexisting phases have identical properties and therefore represent a single phase. At the liquid-gas critical point of a pure substance, the distinction between liquid and gas vanishes, and the vapor pressure curve ends. The coordinates of this point are called the critical temperature and critical pressure. Above the critical temperature, it is not possible to liquefy the substance.

Cross section (σ)* - A measure of the probability of collision (or other interaction) between a beam of particles and a target which it encounters. In rough terms it is the effective area the target particles present to the incident ones; however, the precise definition depends on the nature of the interaction. A general definition of σ is the number of encounters per unit time divided by $n\nu$, where n is the concentration of incident particles and ν their velocity.

Crosslink - In polymer science, a small region in a macromolecule from which at least four chains emanate, and formed by reactions involving sites or groups on existing macromolecules or by interactions between existing macromolecules. [8]

Crown compounds - Macrocyclic polydentate compounds, usually uncharged, in which three or more coordinating ring atoms (usually oxygen or nitrogen) are or may become suitably close for easy formation of chelate complexes with metal ions or other cationic species. [5]

Crust* - The outer layer of the solid earth, above the Mohorovicic discontinuity. Its thickness averages about 35 km on the continents and about 7 km below the ocean floor.

Cryoscopic constant (E_f)* - The constant that expresses the amount by which the freezing point T_f of a solvent is lowered by a non-dissociating solute, through the relation $\Delta T_f = E_f m$, where m is the molality of the solute.

Curie (Ci) - A non-SI unit of radioactivity (disintegrations per unit time), equal to $3.7 \times 10^{10} \text{ s}^{-1}$.

Curie temperature (T_c)* - For a ferromagnetic material, the critical temperature above which the material becomes paramagnetic. Also applied to the temperature at which the spontaneous polarization disappears in a ferroelectric solid. [1]

Cyanohydrins - Alcohols substituted by a cyano group, most commonly, but not limited to, examples having a CN and an OH group attached to the same carbon atom. They are formally derived from aldehydes or ketones by the addition of hydrogen cyanide. [5]

Cycloalkanes - Saturated monocyclic hydrocarbons (with or without side chains). See alicyclic compounds. Unsaturated monocyclic hydrocarbons having one endocyclic double or one triple bond are called cycloalkenes and cycloalkynes, respectively. [5]

Cyclotron resonance - The resonant absorption of energy from a system in which electrons or ions that are orbiting in a uniform magnetic field are subjected to radiofrequency or microwave radiation. The resonance frequency is given by $\nu = eH/2\pi m^*c$, where e is the elementary charge, H is the magnetic field strength, m^* is the effective mass of the charged particle, and c is the speed of light. The effect occurs in both solids (involving electrons or holes) and in low pressure gasses (involving ions)

Dalton (Da) - A name sometimes used in biochemistry for the unified atomic mass unit (u).

De Broglie wavelength - The wavelength associated with the wave representation of a moving particle, given by h/mv , where h is Planck's constant, m the particle mass, and v the velocity.

De Haas-Van Alphen effect - An effect observed in certain metals and semiconductors at low temperatures and high magnetic fields, characterized by a periodic variation of magnetic susceptibility with field strength.

Debye equation* - The relation between the relative permittivity (dielectric constant) ϵ_r , polarizability α , and permanent dipole moment μ in a dielectric material whose molecules are free to rotate. It takes the form

$$\frac{\epsilon_r - 1}{\epsilon_r + 2} = \frac{\rho N_A}{3M\epsilon_0} \alpha + \frac{\mu^2}{3kT}$$

where ρ is density, N_A is Avogadro's number, M is molar mass, and ϵ_0 is the permittivity of a vacuum.

Debye length - In the Debye-Hückel theory of ionic solutions, the effective thickness of the cloud of ions of opposite charge which surrounds each given ion and shields the Coulomb potential produced by that ion.

Debye temperature (θ_D)* - In the Debye model of the heat capacity of a crystalline solid, $\theta_D = hv_D/k$, where h is Planck's constant, k is the Boltzmann constant, and v_D is the maximum vibrational frequency the crystal can support. For $T \ll \theta_D$, the heat capacity is proportional to T^3 .

Debye unit (D) - A non-SI unit of electric dipole moment used in molecular physics, equal to 3.335641×10^{-30} C m.

Debye-Waller factor (D) - The factor by which the intensity of a diffraction line is reduced because of lattice vibrations. [1]

Defect - Any departure from the regular structure of a crystal lattice. A Frenkel defect results when an atom or ion moves to an interstitial position and leaves behind a vacancy. A Schottky defect involves either a vacancy where the atom has moved to the surface or a structure where a surface atom has moved to an interstitial position.

Degree of polymerization - The number of monomeric units in a macromolecule or an oligomer molecule. [8]

Dendrite - A tree-like crystalline pattern often observed, for example, in ice crystals and alloys in which the crystal growth branches repeatedly.

Density (ρ)* - In the most common usage, mass density or mass per unit volume. More generally, the amount of some quantity (mass, charge, energy, etc.) divided by a length, area, or volume.

Density of states (N_E , ρ) - The number of one-electron states in an infinitesimal interval of energy, divided by the range of that interval and by volume. [1]

Dew point* - The temperature at which liquid begins to condense as the temperature of a gas mixture is lowered. In meteorology, it is the temperature at which moisture begins to condense on a surface in contact with the air.

Diamagnetism - A type of magnetism characterized by a negative magnetic susceptibility, so that the material, when placed in an external magnetic field, becomes weakly magnetized in the direction opposite to the field. This magnetization is independent of temperature.

Diazo compounds - Compounds having the divalent diazo group, $=N^+=N^-$, attached to a carbon atom, e.g., $CH_2=N_2$ diazomethane. [5]

Dielectric constant (ϵ)* - Ratio of the electric displacement in a medium to the electric field strength. Also called permittivity. [1]

Dienes - Compounds that contain two fixed double bonds (usually assumed to be between carbon atoms). Dienes in which the two double-bond units are linked by one single bond are termed conjugated. [5]

Differential scanning calorimetry (DSC) - See Techniques for Materials Characterization, page 12-1.

Differential thermal analysis (DTA) - See Techniques for Materials Characterization, page 12-1.

Diffusion* - The migration of atoms, molecules, ions, or other particles as a result of some type of gradient (concentration, temperature, etc.).

Dioptr - A unit used in optics, formally equal to m^{-1} . It is used in expressing dioptric power, which is the reciprocal of the focal length of a lens.

Dipole moment, electric (p, μ)* - For a distribution of equal positive and negative charge, the magnitude of the dipole moment vector is the positive charge multiplied by the distance between the centers of positive and negative charge distribution. The direction is given by the line from the center of negative charge to the center of positive charge.

Dipole moment, magnetic (m, μ) - Formally defined in electromagnetic theory as a vector quantity whose vector product with the magnetic flux density equals the torque. The magnetic dipole generated by a current I flowing in a small loop of area A has a magnetic moment of magnitude IA . In atomic and nuclear physics, a magnetic moment is associated with the angular momentum of a particle; e.g., an electron with orbital angular momentum l exhibits a magnetic moment of $-el/2m_e$ where e is the elementary charge and m_e the mass of the electron. [1]

Disaccharides - Compounds in which two monosaccharides are joined by a glycosidic bond. [5]

Dislocation - An extended displacement of a crystal from a regular lattice. An edge dislocation results when one portion of the crystal has partially slipped with respect to the other, resulting in an extra plane of atoms extending through part of the crystal. A screw dislocation transforms successive atomic planes into the surface of a helix.

Dispersion - Splitting of a beam of light (or other electromagnetic radiation) of mixed wavelengths into the constituent wavelengths as a result of the variation of refractive index of the medium with wavelength.

Dissociation constant* - The equilibrium constant for a chemical reaction in which a compound dissociates into its constituent parts.

Dissociation energy (D_0)* - For a diatomic molecule, the difference between the energies of the free atoms at rest and the minimum in the potential energy curve. The term bond dissociation energy (D_0), which can be applied to polyatomic molecules as well, is used for the difference between the energies of the fragments resulting when a bond is broken and the energy of the original molecule in its lowest energy state. The term bond strength implies differences in enthalpy rather than energy.

- Domain** - A small region of a solid in which the magnetic or electric moments of the individual units (atoms, molecules, or ions) are aligned in the same direction.
- Domain wall** - The transition region between adjacent ferromagnetic domains, generally a layer with a thickness of a few hundred ångström units. Also called Bloch wall.
- Doppler effect** - The change in the apparent frequency of a wave (sound, light, or other) when the source of the wave is moving relative to the observer.
- Dose equivalent (H)** - The product of the absorbed dose of radiation at a point of interest in tissue and various modifying factors which depend on the type of tissue and radiation. [1]
- Drift velocity** - The velocity of charge carriers (electrons, ions, etc.) moving under the influence of an electric field in a medium which subjects the carriers to some frictional force.
- Dyne (dyn)** - A non-SI (cgs) unit of force, equal to 10^{-5} N.
- Ebullioscopic constant (E_b)*** - The constant that expresses the amount by which the boiling point T_b of a solvent is raised by a non-dissociating solute, through the relation $\Delta T_b = E_b m$, where m is the molality of the solute.
- Eddy currents** - Circulating currents set up in conducting bulk materials or sheets by varying magnetic fields.
- Effinghausen effect** - The appearance of a temperature gradient in a current carrying conductor that is placed in a transverse magnetic field. The direction of the gradient is perpendicular to the current and the field.
- Eigenvalue** - An allowed value of the constant a in the equation $Au = au$, where A is an operator acting on a function u (which is called an eigenfunction). In quantum mechanics, the outcome of any observation is an eigenvalue of the corresponding operator. Also called characteristic value.
- Einstein** - A non-SI unit used in photochemistry, equal to one mole of photons.
- Einstein temperature (θ_v)** - In the Einstein theory of the heat capacity of a crystalline solid, $\theta_v = hv/k$, where h is Planck's constant, k is the Boltzmann constant, and v is the vibrational frequency of the crystal.
- Einstein transition probability** - A constant in the Einstein relation $A_{ij} + B_{ij}\rho$ for the probability of a transition between two energy levels i and j in a radiation field of energy density ρ . The A_{ij} coefficient describes the probability of spontaneous emission, while B_{ij} and B_{ji} govern the probability of stimulated emission and absorption, respectively ($B_{ij} = B_{ji}$).
- Elastic limit** - The greatest stress which a material is capable of sustaining without any permanent strain remaining after complete release of the stress. [10]
- Elastic modulus** - See Young's modulus.
- Electric charge (Q)** - The quantity of electricity; i.e., the property that controls interactions between bodies through electrical forces.
- Electric current (I)** - The charge passing through a circuit per unit time. [1]
- Electric displacement (D)** - A vector quantity whose magnitude equals the electric field strength multiplied by the permittivity of the medium and whose direction is the same as that of the field strength.
- Electric field strength (E)** - The force exerted by an electric field on a point charge divided by the electric charge. [1]
- Electric potential (V)** - A scalar quantity whose gradient is equal to the negative of the electric field strength.
- Electrical conductance** - See Conductance.
- Electrical resistance** - See Resistance.
- Electrical resistivity** - See Resistivity.
- Electrochemical series*** - An arrangement of reactions which produce or consume electrons in an order based on standard electrode potentials. A common arrangement places metals in decreasing order of their tendency to give up electrons.
- Electrode potential*** - The electromotive force of a cell in which the electrode on the left is the standard hydrogen electrode and that on the right is the electrode in question. [2]
- Electrolysis** - The decomposition of a substance as a result of passing an electric current between two electrodes immersed in the sample.
- Electromotive force (emf)** - The energy supplied by a source divided by the charge transported through the source. [1]
- Electron*** - An elementary particle in the family of leptons, with negative charge and spin of $1/2$.
- Electron affinity*** - The energy difference between the ground state of a gas-phase atom or molecule and the lowest state of the corresponding negative ion.
- Electron cyclotron resonance (ECR)** - See Techniques for Materials Characterization, page 12-1.
- Electron energy loss spectroscopy (EELS)** - See Techniques for Materials Characterization, page 12-1.
- Electron nuclear double resonance (ENDOR)** - See Techniques for Materials Characterization, page 12-1.
- Electron paramagnetic resonance (EPR)** - See Techniques for Materials Characterization, page 12-1.
- Electron probe microanalysis (EPMA)** - See Techniques for Materials Characterization, page 12-1.
- Electron spectroscopy for chemical analysis (ESCA)** - See Techniques for Materials Characterization, page 12-1.
- Electron spin (s)** - The quantum number, equal to $1/2$, that specifies the intrinsic angular momentum of the electron.
- Electron stimulated desorption (ESD)** - See Techniques for Materials Characterization, page 12-1.
- Electron volt (eV)*** - A non-SI unit of energy used in atomic and nuclear physics, equal to approximately 1.602177×10^{-19} J. The electron volt is defined as the kinetic energy acquired by an electron upon acceleration through a potential difference of 1 V. [1]
- Electronegativity*** - A parameter originally introduced by Pauling which describes, on a relative basis, the power of an atom or group of atoms to attract electrons from the same molecular entity. [3]
- Electrophoresis** - The motion of macromolecules or colloidal particles in an electric field. [3]
- Emissivity (ϵ)*** - Ratio of the radiant flux emitted per unit area to that of an ideal black body at the same temperature. Also called emittance. [1]
- Emu** - The electromagnetic system of units, based upon the cm, g, and s plus the emu of current (sometimes called the abampere).
- Enantiomers** - A chiral molecule and its non-superposable mirror image. The two forms rotate the plane of polarized light by equal amounts in opposite directions. Also called optical isomers.
- Energy (E, U)*** - The characteristic of a system that enables it to do work.

Energy gap* - In the theory of solids, the region between two energy bands, in which no bound states can occur.

Enols, alkenols - The term refers specifically to vinylic alcohols, which have the structure $\text{HO-CR}'=\text{CR}_2$. Enols are tautomeric with aldehydes ($\text{R}' = \text{H}$) or ketones (R' not equal to H). [5]

Enthalpy (H)* - A thermodynamic function, especially useful when dealing with constant-pressure processes, defined by $H = E + PV$, where E is energy, P pressure, and V volume. [1]

Enthalpy of combustion* - The enthalpy change in a combustion reaction. Its negative is the heat released in combustion.

Enthalpy of formation, standard* - The enthalpy change for the reaction in which a substance is formed from its constituent elements, each in its standard reference state (normally refers to 1 mol, sometimes to 1 g, of the substance).

Enthalpy of fusion* - The enthalpy change in the transition from solid to liquid state.

Enthalpy of sublimation - The enthalpy change in the transition from solid to gas state.

Enthalpy of vaporization* - The enthalpy change in the transition from liquid to gas state.

Entropy (S)* - A thermodynamic function defined such that when a small quantity of heat dQ is received by a system at temperature T , the entropy of the system is increased by dQ/T , provided that no irreversible change takes place in the system. [1]

Entropy unit (e.u.) - A non-SI unit of entropy, equal to 4.184 J/K mol.

Ephemeris time - Time measured in tropical years from January 1, 1900.

Epoxy compounds - Compounds in which an oxygen atom is directly attached to two adjacent or non-adjacent carbon atoms of a carbon chain or ring system; thus cyclic ethers. [5]

Equation of continuity - Any of a class of equations that express the fact that some quantity (mass, charge, energy, etc.) cannot be created or destroyed. Such equations typically specify that the rate of increase of the quantity in a given region of space equals the net current of the quantity flowing into the region.

Equation of state* - An equation relating the pressure, volume, and temperature of a substance or system.

Equilibrium constant (K)* - For a chemical reaction $aA + bB \rightleftharpoons cC + dD$, the equilibrium constant is defined by:

$$K = \frac{a_C^c \cdot a_D^d}{a_A^a \cdot a_B^b}$$

where a_i is the activity of component i . To a certain approximation, the activities can be replaced by concentrations. The equilibrium constant is related to $\Delta_r G^\circ$, the standard Gibbs energy change in the reaction, by $RT \ln K = -\Delta_r G^\circ$.

Equivalent conductance - See Conductivity, electrical

Erg (erg) - A non-SI (cgs) unit of energy, equal to 10^{-7} J.

Esters - Compounds formally derived from an oxoacid RC(=O)(OH) and an alcohol, phenol, heteroarenol, or enol by linking, with formal loss of water from an acidic hydroxy group of the former and a hydroxy group of the latter. [5]

Esu - The electrostatic system of units, based upon the cm, g, and s plus the esu of charge (sometimes called the statcoulomb or franklin).

Ethers - Compounds with formula ROR , where R is not equal to H . [5]

Euler number (Eu) - A dimensionless quantity used in fluid mechanics, defined by $Eu = \Delta p / \rho v^2$, where p is pressure, ρ is density, and v is velocity. [2]

Eutectic - The point on a two-component solid-liquid phase diagram which represents the lowest melting point of any possible mixture. A liquid having the eutectic composition will freeze at a single temperature without change of composition.

Excitance (M) - Radiant energy flux leaving an element of a surface divided by the area of that element. [1]

Exciton - A localized excited state consisting of a bound electron-hole pair in a molecular or ionic crystal. The exciton can propagate through the crystal.

Exosphere - The outermost part of the earth's atmosphere, beginning at about 500 to 1000 km above the surface. It is characterized by densities so low that air molecules can escape into outer space.

Expansion coefficient - See thermal expansion coefficient.

Extended electron energy loss fine structure (EXELFS) - See Techniques for Materials Characterization, page 12-1.

Extended x-ray absorption fine structure (EXAFS) - See Techniques for Materials Characterization, page 12-1.

Extinction coefficient - See Absorption coefficient, molar.

F-Center - See Color center.

Fahrenheit temperature ($^\circ\text{F}$) - The temperature scale based on the assignment of $32^\circ\text{F} = 0^\circ\text{C}$ and a temperature interval of $^\circ\text{F} = (5/9)^\circ\text{C}$; i.e., $t/^\circ\text{F} = (9/5)t/^\circ\text{C} + 32$.

Farad (F)* - The SI unit of electric capacitance, equal to C/V . [1]

Faraday constant (F)* - The electric charge of 1 mol of singly charged positive ions; i.e., $F = N_A e$, where N_A is Avogadro's constant and e is the elementary charge. [1]

Faraday effect* - The rotation of the plane of plane-polarized light by a medium placed in a magnetic field parallel to the direction of the light beam. The effect can be observed in solids, liquids, and gasses.

Fatty acids - Aliphatic monocarboxylic acids derived from or contained in esterified form in an animal or vegetable fat, oil, or wax. Natural fatty acids commonly have a chain of 4 to 28 carbons (usually unbranched and even-numbered), which may be saturated or unsaturated. By extension, the term is sometimes used to embrace all acyclic aliphatic carboxylic acids. [5]

Fermat's principle - The law that a ray of light traversing one or more media will follow a path which minimizes the time required to pass between two given points.

Fermi (f) - Name sometimes used in nuclear physics for the femtometer.

Fermi level - The highest energy of occupied states in a solid at zero temperature. Sometimes called Fermi energy. The Fermi surface is the surface in momentum space formed by electrons occupying the Fermi level.

Fermi resonance - An effect observed in vibrational spectroscopy when an overtone of one fundamental vibration closely coincides in energy with another fundamental of the same symmetry species. It leads to a splitting of vibrational bands.

Fermi-Dirac distribution - A modification of the Boltzmann distribution which takes into account the Pauli exclusion principle. The number of particles of energy E is proportional to $[e^{(E-\mu)/kT} + 1]^{-1}$, where μ is a normalization constant, k the Boltzmann constant, and T the temperature. The distribution is applicable to a system of fermions.

Fermion - A particle that obeys Fermi-Dirac statistics. Specifically, any particle with spin equal to an odd multiple of $1/2$. Examples are the electron, proton, neutron, muon, etc.

Ferrimagnetism* - A type of magnetism in which the magnetic moments of atoms in a solid are ordered into two nonequivalent sublattices with unequal magnetic moments, leading to a nonzero magnetic susceptibility.

Ferrite - A ferrimagnetic material of nominal formula MFe_2O_4 , where M is a divalent metal; widely used in microwave switches and other solid state devices.

Ferroelectricity* - The retention of electric polarization by certain materials after the external field that produced the polarization has been removed.

Ferromagnetism* - A type of magnetism in which the magnetic moments of atoms in a solid are aligned within domains which can in turn be aligned with each other by a weak magnetic field. Some ferromagnetic materials can retain their magnetization when the external field is removed, as long as the temperature is below a critical value, the Curie temperature. They are characterized by a large positive magnetic susceptibility.

Fick's law - The statement that the flux J of a diffusing substance is proportional to the concentration gradient, i.e., $J = -D(dc/dx)$, where D is called the diffusion coefficient.

Field - A mathematical construct which describes the interaction between particles resulting from gravity, electromagnetism, or other physical phenomena. In classical physics a field is described by equations. Quantum field theory introduces operators to represent the physical observables.

Field emission microscopy (FEM) - See Techniques for Materials Characterization, page 12-1.

Field ion microscopy (FIM) - See Techniques for Materials Characterization, page 12-1.

Fine structure - The splitting in spectral lines that results from interactions of the electron spin with the orbital angular momentum.

Fine structure constant (α)* - Defined as $e^2/2hc\epsilon_0$, where e is the elementary charge, h Planck's constant, c the speed of light, and ϵ_0 the permittivity of a vacuum. It is a measure of the strength of the electromagnetic interaction between particles.

First radiation constant (c_1)* - Constant ($= 2\pi hc^2$) in the equation for the radiant exitance M_λ of a black body:

$$M_\lambda = \frac{c_1 \lambda^{-5}}{e^{c_2/\lambda T} - 1}$$

where λ is the wavelength, T is the temperature, and $c_2 = hc/k$ is the second radiation constant.

Flash point - The lowest temperature at which vapors above a volatile combustible substance will ignite in air when exposed to a flame. [10]

Fluence (F) - Term used in photochemistry to specify the energy per unit area delivered in a given time interval, for example by a laser pulse. [2]

Fluorocarbons - Compounds consisting solely of fluorine and carbon. [5]

Fluxoid - The quantum of magnetic flux in superconductivity theory, equal to $hc/2e$, where h is Planck's constant, c the velocity of light, and e the elementary charge.

Force (F) - The rate of change of momentum with time. [1]

Force constants (f, k)* - In molecular vibrations, the coefficients in the expression of the potential energy in terms of atom displacements from their equilibrium positions. In a diatomic molecule, $f = d^2V/dr^2$, where $V(r)$ is the potential energy and r is the interatomic distance. [2]

Fourier number (Fo) - A dimensionless quantity used in fluid mechanics, defined by $Fo = at/l^2$, where a is thermal diffusivity, t is time, and l is length. [2]

Fourier transform infrared spectroscopy (FTIR) - A technique for obtaining an infrared spectrum by use of an interferometer in which the path length of one of the beams is varied. A Fourier transformation of the resulting interferogram yields the actual spectrum. The technique is also used for NMR and other types of spectroscopy.

Fractals - Geometrical objects that are self-similar under a change of scale; i.e., they appear similar at all levels of magnification. They can be considered to have fractional dimensionality. Examples occur in diverse fields such as geography (rivers and shorelines), biology (trees), and solid state physics (amorphous materials).

Franck-Condon principle - An important principle in molecular spectroscopy which states that the nuclei in a molecule remain essentially stationary while an electronic transition is taking place. The physical interpretation rests on the fact that the electrons move much more rapidly than the nuclei because of their much smaller mass.

Franklin (Fr) - Name sometimes given to the unit of charge in the esu system.

Fraunhofer diffraction - Diffraction of light in situations where the source and observation point are so far removed that the wave surfaces may be considered planar.

Fraunhofer lines - Sharp absorption lines in the spectrum of sunlight, caused by absorption of the solar blackbody radiation by atoms near the sun's surface.

Free radical - See Radicals. The term "free radical" is often used more broadly for molecules that have a paramagnetic ground state (e.g., O_2) and sometimes for any transient or highly reactive molecular species.

Freezing point - See Melting point.

Frequency (ν)* - Number of cycles of a periodic phenomenon divided by time. [1]

Fresnel diffraction - Diffraction of light in a situation where the source and observation point are sufficiently close together that the curvature of the wave surfaces must be taken into account.

Froude number (Fr) - A dimensionless quantity used in fluid mechanics, defined by $Fr = v/(lg)^{1/2}$, where v is velocity, l is length, and g is acceleration due to gravity. [2]

Fugacity (f_B) - For a gas mixture, the fugacity of component B is defined as the absolute activity λ_B times the limit, as the pressure p approaches zero at constant temperature, of p_B/λ_B . [2]

Fullerenes - Compounds composed solely of an even number of carbon atoms, which form a cage-like fused-ring polycyclic system with twelve five-membered rings and the rest six-membered rings. The archetypal example is [60]fullerene, where the atoms and bonds delineate a truncated icosahedron. The term has been broadened to include any closed cage structure consisting entirely of three-coordinate carbon atoms. [5]

Fulvalenes - The hydrocarbon fulvalene and its derivatives formed by substitution (and by extension, analogues formed

by replacement of one or more carbon atoms of the fulvalene skeleton by a heteroatom). [5]

Fulvenes - The hydrocarbon fulvene and its derivatives formed by substitution (and by extension, analogues formed by replacement of one or more carbon atoms of the fulvene skeleton by a heteroatom). [5]

Fundamental vibrational frequencies* - In molecular spectroscopy, the characteristic vibrational frequencies obtained when the vibrational energy is expressed in normal coordinates. They determine the primary features of the infrared and Raman spectra of the molecule.

γ - Name sometimes used for microgram.

γ-rays* - Electromagnetic radiation (photons) with energy greater than about 0.1 MeV (wavelength less than about 1 pm).

g-Factor of the electron* - The proportionality factor in the equation relating the magnetic moment μ of an electron to its total angular momentum quantum number J , i.e., $\mu = -g\mu_B J$, where μ_B is the Bohr magneton. Also called Landé factor.

Gal - A non-SI unit of acceleration, equal to 0.01 m/s. Also called galileo.

Gallon (US) - A unit of volume equal to 3.785412 L.

Gallon (UK, Imperial) - A unit of volume equal to 4.546090 L.

Gauss (G) - A non-SI unit of magnetic flux density (B) equal to 10^{-4} T.

Gaussian system of units - A hybrid system used in electromagnetic theory, which combines features of both the esu and emu systems.

Gel - A colloidal system with a finite, but usually rather small, yield stress (the shear stress at which yielding starts abruptly). [3]

Genetic code* - The set of relations between each of the 64 codons of DNA and a specific amino acid (or other genetic instruction).

Gibbs energy (G)* - An important function in chemical thermodynamics, defined by $G = H - TS$, where H is the enthalpy, S the entropy, and T the thermodynamic temperature. Sometimes called Gibbs free energy and, in older literature, simply "free energy". [2]

Gibbs phase rule - The relation $F = C - P + 2$, where C is the number of components in a mixture, P is the number of phases, and F is the degrees of freedom, i.e., the number of intensive variables that can be changed independently without affecting the number of phases.

Glass transition temperature* - The temperature at which an amorphous polymer is transformed, in a reversible way, from a viscous or rubbery condition to a hard and relatively brittle one. [10]

Glow discharge mass spectroscopy (GDMS) - See Techniques for Materials Characterization, page 12-1.

Gluon - A hypothetical particle postulated to take part in the binding of quarks, in analogy to the role of the photon in electromagnetic interactions.

Glycerides - Esters of glycerol (propane-1,2,3-triol) with fatty acids, widely distributed in nature. They are by long-established custom subdivided into triglycerides, 1,2- or 1,3-diglycerides, and 1- or 2-monoglycerides, according to the number and positions of acyl groups. [5]

Glycols - Dihydric alcohols in which two hydroxy groups are on different carbon atoms, usually but not necessarily adjacent. Also called diols. [5]

Grain (gr) - A non-SI unit of mass, equal to 64.79891 mg.

Grain boundary - The interface between two regions of different crystal orientation.

Grashof number (Gr) - A dimensionless quantity used in fluid mechanics, defined by $Gr = \frac{F g \alpha \Delta T \rho^2}{\eta^2}$, where T is temperature, ρ is density, l is length, η is viscosity, α is cubic expansion coefficient, and g is acceleration of gravity. [2]

Gravitational constant (G)* - The universal constant in the equation for the gravitational force between two particles, $F = G m_1 m_2 / r^2$, where r is the distance between the particles and m_1 and m_2 are their masses. [1]

Gray (Gy)* - The SI unit of absorbed dose of radiation, equal to J/kg. [1]

Gregorian calendar - The modification of the Julian calendar introduced in 1582 by Pope Gregory XII which specified that a year divisible by 100 is a leap year only if divisible by 400.

Grignard reagents - Organomagnesium halides, $RMgX$, having a carbon-magnesium bond (or their equilibrium mixtures in solution with $R_2Mg + MgX_2$). [5]

Gruneisen parameter (γ) - Defined by $\gamma = \alpha_v / \kappa c_v \rho$, where α_v is the cubic thermal expansion coefficient, κ is the isothermal compressibility, c_v is the specific heat capacity at constant volume, and ρ is the mass density. γ is independent of temperature for most crystalline solids. [1]

Gyromagnetic ratio (γ) - Ratio of the magnetic moment of a particle to its angular momentum. Also called magnetogyric ratio.

Hadron - Any elementary particle that can take part in the strong interaction. Hadrons are subdivided into baryons, with odd half integer spins, and mesons, which have zero or integral spin.

Hall effect* - The development of a transverse potential difference V in a conducting material when subjected to a magnetic field H perpendicular to the direction of the current. The potential difference is given by $V = R_H B I / t$, where B is the magnetic induction, I the current density, t the thickness of the specimen in the direction of the potential difference, and R_H is called the Hall coefficient.

Halocarbon - A compound containing no elements other than carbon, hydrogen, and one or more halogens. In common practice, the term is used mainly for compounds of no more than four or five carbon atoms.

Halogens - The elements F, Cl, Br, I, and At. Compounds of these elements are called halogenides or halides. [7]

Hamiltonian (H) - An expression for the total energy of a mechanical system in terms of the momenta and positions of constituent particles. In quantum mechanics, the Hamiltonian operator appears in the eigenvalue equation $H\psi = E\psi$, where E is an energy eigenvalue and ψ the corresponding eigenfunction.

Hardness* - The resistance of a material to deformation, indentation, or scratching. Hardness is measured on various scales, such as Mohs, Brinell, Knoop, Rockwell, and Vickers. [10]

Hartmann number (Ha) - A dimensionless quantity used in plasma physics, defined by $Ha = B l (\kappa / \eta)^{1/2}$, where B is magnetic flux density, l is length, κ is electric conductivity, and η is viscosity. [2]

Hartree (E_h)* - An energy unit used in atomic and molecular science, equal to approximately $4.3597482 \times 10^{-18}$ J.

Hartree-Fock method - A iterative procedure for solving the Schrödinger equation for an atom or molecule in which the equation is solved for each electron in an initial assumed po-

tential from all the other electrons. The new potential that results is used to repeat the calculation and the procedure continued until convergence is reached. Also called self-consistent field (SCF) method.

Heat capacity* - Defined in general as dQ/dT , where dQ is the amount of heat that must be added to a system to increase its temperature by a small amount dT . The heat capacity at constant pressure is $C_p = (\partial H/\partial T)_p$; that at constant volume is $C_v = (\partial E/\partial T)_v$, where H is enthalpy, E is internal energy, p is pressure, V is volume, and T is temperature. An upper case C normally indicates the molar heat capacity, while a lower case c is used for the specific (per unit mass) heat capacity. [1]

Heat of formation, vaporization, etc. - See corresponding terms under Enthalpy.

Hectare (ha) - A unit of area equal to 10^4 m^2 . [1]

Heisenberg uncertainty principle - The statement that two observable properties of a system that are complementary, in the sense that their quantum-mechanical operators do not commute, cannot be specified simultaneously with absolute precision. An example is the position and momentum of a particle; according to this principle, the uncertainties in position Δq and momentum Δp must satisfy the relation $\Delta p \Delta q \geq h/4\pi$, where h is Planck's constant.

Heitler-London model - An early quantum-mechanical model of the hydrogen atom which introduced the concept of the exchange interaction between electrons as the primary reason for stability of the chemical bond.

Helicon - A low-frequency wave generated when a metal at low temperature is exposed to a uniform magnetic field and a circularly polarized electric field.

Helmholz energy (A) - A thermodynamic function defined by $A = E - TS$, where E is the energy, S the entropy, and T the thermodynamic temperature. [2]

Hemiacetals - Compounds having the general formula $R_2C(OH)OR'$ (R' not equal to H). [5]

Henry (H)* - The SI unit of inductance, equal to Wb/A . [1]

Henry's law* - An expression which applies to an ideal dilute solution in which one or more gasses are dissolved, viz., $p_i = H_i x_i$, where p_i is the partial pressure of component i above the solution, x_i is its mole fraction in the solution, and H_i is the Henry's law constant (a characteristic of the given gas and solvent, as well as the temperature).

Hermitian operator - An operator A that satisfies the relation $\int u_m^* A u_n dx = (\int u_n^* A u_m dx)^*$, where $*$ indicates the complex conjugate. The eigenvalues of Hermitian operators are real, and eigenfunctions belonging to different eigenvalues are orthogonal.

Hertz (Hz) - The SI unit of frequency, equal to s^{-1} . [1]

Heterocyclic compounds - Cyclic compounds having as ring members atoms of at least two different elements, e.g., quinoxaline, 1,2-thiazole, bicyclo[3.3.1]tetrasiloxane. [5]

Heusler alloys - Alloys of manganese, copper, aluminum, nickel, and sometimes other metals which find important uses as permanent magnets.

Holography - A technique for creating a three-dimensional image of a object by recording the interference pattern between a light beam diffracted from the object and a reference beam. The image can be reconstructed from this pattern by a suitable optical system.

Homopolymer - A polymer derived from one species of (real, implicit, or hypothetical) monomer. [8]

Hooke's law - The statement that the ratio of stress to strain is a constant in a totally elastic medium.

Horse power - A non-SI unit of energy, equal to approximately 746 W.

Hubble constant - The ratio of the recessional velocity of an extragalactic object to the distance of that object. Its value is about $2 \times 10^{-18} \text{ s}^{-1}$.

Huckel theory - A simple approximation for calculating the energy of conjugated molecules in which only the resonance integrals between neighboring bonds are considered. Also called CNDO method (complete neglect of differential overlap).

Hume-Rothery rules - A set of empirical rules for predicting the occurrence of solid solutions in metallic systems. The rules involve size, crystal structure, and electronegativity.

Hund's rules - A series of rules for predicting the sequence of energy states in atoms and molecules. One of the important results is that when two electrons exist in different orbitals, the state with their spins parallel (triplet state) lies at lower energy than the state with antiparallel spins (singlet).

Hydrazines - Hydrazine (diazane), H_2NNH_2 , and its hydrocarbyl derivatives. When one or more substituents are acyl groups, the compound is a hydrazide. [5]

Hydrocarbon - A compound containing only carbon and hydrogen. [5]

Hydrolysis - A reaction occurring in water in which a chemical bond is cleaved and a new bond formed with the oxygen atom of water.

Hyperfine structure - Splitting of energy levels and spectral lines into several closely spaced components as a result of interaction of nuclear spin angular momentum with other angular momenta in the atom or molecule.

Hysteresis* - An irreversible response of a system (parameter A) as a function of an external force (parameter F), usually symmetric with respect to the origin of the A vs. F graph after the initial application of the force. A common example is magnetic induction vs. magnetic field strength in a ferromagnet.

Ideal gas law - The equation of state $pV = RT$, which defines an ideal gas, where p is pressure, V molar volume, T temperature, and R the molar gas constant.

Ideal solution - A solution in which solvent-solvent and solvent-solute interactions are identical, so that properties such as volume and enthalpy are exactly additive. Ideal solutions follow Raoult's law, which states that the vapor pressure p_i of component i is $p_i = x_i p_i^*$, where x_i is the mole fraction of component i and p_i^* the vapor pressure of the pure substance i .

Ignition temperature* - The lowest temperature at which combustion of a material will occur spontaneously under specified conditions. Sometimes called autoignition temperature, kindling point. [10]

Imides - Diacyl derivatives of ammonia or primary amines, especially those cyclic compounds derived from diacids. Also used for salts having the anion RN_2^- . [5]

Impedance (Z) - The complex representation of potential difference divided by the complex representation of current. In terms of reactance X and resistance R , the impedance is given by $Z = R + iX$. [1]

Index of refraction (n)* - For a non-absorbing medium, the ratio of the velocity of electromagnetic radiation *in vacuo* to the phase velocity of radiation of a specified frequency in the medium. [1]

Inductance - The ratio of the electromagnetic force induced in a coil by a current to the rate of change of the current.

Inductive coupled plasma mass spectroscopy (ICPMS) - See Techniques for Materials Characterization, page 12-1.

Inertial defect - In molecular spectroscopy, the quantity $I_c - I_a - I_b$ for a molecule whose equilibrium configuration is planar, where I_a , I_b , and I_c are the effective principal moments of inertia. The inertial defect for a rigid planar molecule would be zero, but vibration-rotation interactions in a real molecule lead to a positive inertial defect.

Insulator - A material in which the highest occupied energy band (valence band) is completely filled with electrons, while the next higher band (conduction band) is empty. Solids with an energy gap of 5 eV or more are generally considered as insulators at room temperature. Their conductivity is less than 10^{-6} S/m and increases with temperature.

Intercalation compounds - Compounds resulting from reversible inclusion, without covalent bonding, of one kind of molecule in a solid matrix of another compound, which has a laminar structure. The host compound, a solid, may be macromolecular, crystalline, or amorphous. [5]

International System of Units (SI)* - The unit system adopted by the General Conference on Weights and Measures in 1960. It consists of seven base units (meter, kilogram, second, ampere, kelvin, mole, candela), plus derived units and prefixes. [1]

International Temperature Scale (ITS-90)* - The official international temperature scale adopted in 1990. It consists of a set of fixed points and equations which enable the thermodynamic temperature to be determined from operational measurements. [9]

Ion - An atomic or molecular particle having a net electric charge. [3]

Ion exchange - A process involving the adsorption of one or several ionic species accompanied by the simultaneous desorption (displacement) of one or more other ionic species. [3]

Ion neutralization spectroscopy (INS) - See Techniques for Materials Characterization, page 12-1.

Ionic strength (I) - A measure of the total concentration of ions in a solution, defined by $I = 1/2 \sum_i z_i^2 m_i$, where z_i is the charge of ionic species i and m_i is its molality. For a 1-1 electrolyte at molality m , $I = m$.

Ionization constant* - The equilibrium constant for a reaction in which a substance in solution dissociates into ions.

Ionization potential* - The minimum energy required to remove an electron from an isolated atom or molecule (in its vibrational ground state) in the gaseous phase. More properly called ionization energy. [3]

Irradiance (E) - The radiant energy flux incident on an element of a surface, divided by the area of that element. [1]

Isentropic process - A thermodynamic process in which the entropy of the system does not change.

Ising model - A model describing the coupling between two atoms in a ferromagnetic lattice, in which the interaction energy is proportional to the negative of the product of the spin components along a specified axis.

Isobar - A line connecting points of equal pressure on a graphical representation of a physical system.

Isochore - A line or surface of constant volume on a graphical representation of a physical system.

Isoelectric point* - The pH of a solution or dispersion at which the net charge on the macromolecules or colloidal particles is zero. In electrophoresis there is no motion of the particles in an electric field at the isoelectric point.

Isomers - In chemistry, compounds that have identical molecular formulas but differ in the nature or sequence of bonding of their atoms or in the arrangement of their atoms in space. In physics, nuclei of the same atomic number Z and mass number A but in different energy states. [3]

Isomorphs - Substances of different chemical nature but having the same crystal structure.

Isotactic macromolecule - A tactic macromolecule, essentially comprising only one species of repeating unit which has chiral or prochiral atoms in the main chain in a unique arrangement with respect to its adjacent constitutional units. [8]

Isotherm - A line connecting points of equal temperature on a graphical representation of a physical system.

Isothermal process - A thermodynamic process in which the temperature of the system does not change.

Isotones - Nuclides having the same neutron number N but different atomic number Z . [3]

Isotopes - Two or more nuclides with the same atomic number Z but different mass number A . The term is sometimes used synonymously with nuclide, but it is preferable to reserve the word nuclide for a species of specific Z and A . [3]

Jahn-Teller effect - An interaction of vibrational and electronic motions in a nonlinear molecule which removes the degeneracy of certain electronic energy levels. It can influence the spectrum, crystal structure, and magnetic properties of the substance.

Johnson noise - Electrical noise generated by random thermal motion of electrons in a conductor or semiconductor. Also called thermal noise.

Josephson effect - The tunneling of electron pairs through a thin insulating layer which separates two superconductors. When a potential difference is applied to the superconductors, an alternating current is generated whose frequency is precisely proportional to the potential difference. This effect has important applications in metrology and determination of fundamental physical constants.

Joule (J)* - The SI unit of energy, equal to N m. [1]

Joule-Thomson coefficient (μ) - A parameter which describes the temperature change when a gas expands adiabatically through a nozzle from a high pressure to a low pressure region. It is defined by $\mu = (\partial T / \partial p)_H$, where H is enthalpy.

Julian calendar - The calendar introduced by Julius Caesar in 46 B.C. which divided the year into 365 days with a leap year of 366 days every fourth year.

Julian date (JD) - The number of days elapsed since noon Greenwich Mean Time on January 1, 4713 B.C. Thus January 1, 2000, 0h (midnight) will be JD 2,451,543.5. This dating system was introduced by Joseph Scaliger in 1582.

Kaon - One of the elementary particles in the family of mesons. Kaons have a spin of zero and may be neutral or charged.

Kelvin (K)* - The SI base unit of thermodynamic temperature. [1]

Kepler's laws - The three laws of planetary motion, which established the elliptical shape of planetary orbits and the relation between orbital dimensions and the period of rotation.

Kerr effect* - An electrooptical effect in which birefringence is induced in a liquid or gas when a strong electric field is applied perpendicular to the direction of an incident light beam. The Kerr constant k is given by $n_1 - n_2 = k\lambda E^2$, where λ is the wavelength, E is the electric field strength, and n_1 and n_2 are the indices of refraction of the ordinary and extraordinary rays, respectively.

Ketenes - Compounds in which a carbonyl group is connected by a double bond to an alkylidene group: $R_2C=C=O$. [5]

Ketones - Compounds in which a carbonyl group is bonded to two carbon atoms: $R_1R_2C=O$ (neither R may be H). [5]

Kilogram (kg)* - The SI base unit of mass. [1]

Kinetic energy (E_k , T) - The energy associated with the motion of a system of particles in a specified reference frame. For a single particle of mass m moving at velocity v , $E_k = 1/2mv^2$.

Kirchhoff's laws - Basic rules for electric circuits, which state (a) the algebraic sum of the currents at a network node is zero and (b) the algebraic sum of the voltage drops around a closed path is zero.

Klein-Gordon equation - A relativistic extension of the Schrödinger equation.

Klein-Nishima formula - An expression for the scattering cross section of a photon by an unbound electron, based upon the Dirac electron theory.

Knight shift - The change in magnetic resonance frequency of a nucleus in a metal relative to the same nucleus in a diamagnetic solid. The effect is due to the polarization of the conduction electrons in the metal.

Knudsen number (Kn) - A dimensionless quantity used in fluid mechanics, defined by $Kn = \lambda/l$, where λ is mean free path and l is length. [2]

Kondo effect - A large increase in electrical resistance observed at low temperatures in certain dilute alloys of a magnetic metal in a nonmagnetic material.

Kramers-Kronig relation - A set of equations relating the real and imaginary parts of the index of refraction of a medium

Lactams - Cyclic amides of amino carboxylic acids, having a 1-azacycloalkan-2-one structure, or analogues having unsaturation or heteroatoms replacing one or more carbon atoms of the ring. [5]

Lactones - Cyclic esters of hydroxy carboxylic acids, containing a 1-oxacycloalkan-2-one structure, or analogues having unsaturation or heteroatoms replacing one or more carbon atoms of the ring. [5]

Lagrangian function (L) - A function used in classical mechanics, defined as the kinetic energy minus the potential energy for a system of particles.

Lamb shift - The small energy difference between the $^2S_{1/2}$ and $^2P_{1/2}$ levels in the hydrogen atom, which results from interactions between the electron and the radiation field.

Laminar flow - Smooth, uniform, non-turbulent flow of a gas or liquid in parallel layers, with little mixing between layers. It is characterized by small values of the Reynolds number.

Landé g-factor - See g-Factor of the electron

Langevin function - The mathematical function $L(x) = (e^x + e^{-x}) / (e^x - e^{-x}) - 1/x$, which occurs in the expression for the average dipole moment of a group of rotating polar molecules in an electric field: $\mu_{av} = \mu L(\mu E/kT)$, where μ is the electric dipole moment of a single molecule, E is the electric field strength, k is the Boltzmann constant, and T is the temperature.

Lanthanides - The elements of atomic number 57 through 71, which share common chemical properties: La, Ce, Pr, Nd, Pm, Sm, Eu, Gd, Tb, Dy, Ho, Er, Tm, Yb, Lu. [7]

Larmor frequency (ν_L) - The precession frequency of a magnetic dipole in an applied magnetic field. In particular, a nucleus in a magnetic field of strength B has a Larmor frequency of $\gamma B/2\pi$, where γ is the magnetogyric ratio of the nucleus.

Laser* - A device in which an optical cavity is filled with a medium where a population inversion can be produced by some means. When the resonant frequency of the cavity bears the proper relation to the separation of the inverted energy levels, stimulated emission occurs, producing a highly monochromatic, coherent beam of light.

Laser ionization mass spectroscopy (LIMS) - See Techniques for Materials Characterization, page 12-1.

Lattice constants* - Parameters specifying the dimensions of a unit cell in a crystal lattice, specifically the lengths of the cell edges and the angles between them.

Lattice energy* - The energy per ion pair required to separate completely the ions in a crystal lattice at a temperature of absolute zero.

Laue diagram - A diffraction pattern produced when an x-ray beam passes through a thin slice of a crystal and impinges on a detector behind the crystal.

Lenz's law - The statement that the current induced in a circuit by a change in magnetic flux is so directed as to oppose the change in flux

Leonard-Jones potential - A simple but useful function for approximating the interaction between two neutral atoms or molecules separated by a distance r by writing the potential energy as $U(r) = 4\epsilon\{(r_0/r)^{12} - (r_0/r)^6\}$, where ϵ and r_0 are adjustable parameters. In this form the depth of the potential well is ϵ and the minimum occurs at $2^{1/6}r_0$. The $(1/r)^{12}$ term is often replaced by other powers of $1/r$.

Lepton - One of the class of elementary particles that do not take part in the strong interaction. Included are the electron, muon, and neutrino. All leptons have a spin of $1/2$.

Lewis number (Le) - A dimensionless quantity used in fluid mechanics, defined by $Le = a/D$, where a is thermal diffusivity and D is diffusion coefficient. [2]

Ligand field theory - A description of the structure of crystals containing a transition metal ion surrounded by nonmetallic ions (ligands). It is based on construction of molecular orbitals involving the d -orbitals of the central metal ion and combinations of atomic orbitals of the ligands.

Light year (l.y.) - A unit of distance used in astronomy, defined as the distance light travels in one year in a vacuum. Its approximate value is 9.46073×10^{15} m.

Lignins - Macromolecular constituents of wood related to lignans, composed of phenolic propylbenzene skeletal units, linked at various sites and apparently randomly. [5]

Ligroin - The petroleum fraction consisting mostly of C_7 and C_8 hydrocarbons and boiling in the range 90-140 °C; commonly used as a laboratory solvent.

Lipids - A loosely defined term for substances of biological origin that are soluble in nonpolar solvents. They consist of saponifiable lipids, such as glycerides (fats and oils) and phospholipids, as well as nonsaponifiable lipids, principally steroids. [5]

Lipoproteins - Clathrate complexes consisting of a lipid enwrapped in a protein host without covalent binding, in such a way that

the complex has a hydrophilic outer surface consisting of all the protein and the polar ends of any phospholipids. [5]

Liter (L)* - A synonym for cubic decimeter. [1]

Lithosphere* - The outer layer of the solid earth, extending from the base of the mantle to the surface of the crust.

Lorentz contraction - The reduction in length of a moving body in the direction of motion, given by the factor $(1-v^2/c^2)^{1/2}$, where v is the velocity of the body and c the velocity of light. Also known as the FitzGerald-Lorentz contraction.

Lorentz force - The force exerted on a point charge Q moving at velocity v in the presence of external fields E and B . It is given (in SI units) by $F = Q(E + v \times B)$.

Loss angle (δ) - For a dielectric material in an alternating electromagnetic field, δ is the phase difference between the current and the potential difference. The function $\tan \delta$ is a measure of the ratio of the power dissipated in the dielectric to the power stored.

Low energy electron diffraction (LEED) - See Techniques for Materials Characterization, page 12-1.

Lumen (lm)* - The SI unit of luminous flux, equal to cd sr . [1]

Luminous flux (Φ) - The intensity of light from a source multiplied by the solid angle. The SI unit is lumen. [1]

Lux (lx)* - The SI unit of illuminance, equal to cd sr m^{-2} . [1]

Lyddane-Sachs-Teller relation - A relation between the phonon frequencies and dielectric constants of an ionic crystal which states that $(\omega_t/\omega_l)^2 = \epsilon(\infty)/\epsilon(0)$, where ω_t is the angular frequency of transverse optical phonons, ω_l that of longitudinal optical phonons, $\epsilon(0)$ is the static dielectric constant, and $\epsilon(\infty)$ the dielectric constant at optical frequencies.

Lyman series - The series of lines in the spectrum of the hydrogen atom which corresponds to transitions between the ground state (principal quantum number $n = 1$) and successive excited states. The wavelengths are given by $1/\lambda = R_H(1-1/n^2)$, where $n = 2, 3, 4, \dots$ and R_H is the Rydberg constant for hydrogen. The first member of the series ($n = 1 \leftrightarrow 2$), which is often called the Lyman- α line, falls at a wavelength of 1216 Å, and the series converges at 912 Å, the ionization limit of hydrogen.

Mach number (Ma) - A dimensionless quantity used in fluid mechanics, defined by $Ma = v/c$, where v is velocity and c is the speed of sound. [2]

Macromolecule - A molecule of high relative molecular mass (molecular weight), the structure of which essentially comprises the multiple repetition of units derived, actually or conceptually, from molecules of low relative molecular mass. [8]

Madelung constant* - A constant characteristic of a particular crystalline material which gives a measure of the electrostatic energy binding the ions in the crystal.

Magnetic field strength (H) - An axial vector quantity, the curl of which is equal to the current density, including the displacement current. [1]

Magnetic induction (B) - An axial vector quantity such that the force exerted on an element of current is equal to the vector product of this element and the magnetic induction. [1]

Magnetic moment - See Dipole moment, magnetic.

Magnetic susceptibility (χ_m, κ)* - Defined by $\chi_m = (\mu - \mu_0)/\mu_0$, where μ is the permeability of the medium and μ_0 the permeability of a vacuum. [1]

Magnetization (M) - Defined by $M = (B/\mu_0) - H$, where B is magnetic induction, H magnetic field strength, and μ_0 the permeability of a vacuum. [1]

Magnetogyric ratio (γ) - Ratio of the magnetic moment of a particle to its angular momentum. Also called gyromagnetic ratio.

Magneton - See Bohr magneton, Nuclear magneton.

Magnetostriction* - The change in dimensions of a solid sample when it is placed in a magnetic field.

Magnon - A quantum of magnetic energy associated with a spin wave in a ferromagnetic or antiferromagnetic crystal.

Mantle - The layer of the earth between the crust and the liquid outer core, which begins about 2900 km below the Earth's surface.

Maser - A device in which a microwave cavity is filled with a medium where a population inversion can be produced by some means. When the resonant frequency of the cavity bears the proper relation to the separation of the inverted energy levels, the device can serve as an amplifier or oscillator at that frequency.

Mass (m)* - Quantity of matter. Mass can also be defined as "resistance to acceleration".

Mass defect (B) - Defined by $B = Zm(^1\text{H}) + Nm_n - m_a$, where Z is the atomic number, $m(^1\text{H})$ is the mass of the hydrogen atom, N is the neutron number, m_n is the rest mass of the neutron, and m_a is the mass of the atom in question. Thus Bc^2 can be equated to the binding energy of the nucleus if the binding energy of atomic electrons is neglected. [1]

Mass excess (Δ) - Defined by $\Delta = m_a - Am_u$, where m_a is the mass of the atom, A the number of nucleons, and m_u the unified atomic mass constant ($m_u = 1 \text{ u}$). [1]

Mass fraction (w_B) - The ratio of the mass of substance B to the total mass of a mixture. [1]

Mass number (A) - A characteristic property of a specific isotope of an element, equal to the sum of the number of protons and neutrons in the nucleus.

Mass spectrometry - An analytical technique in which ions are separated according to the mass/charge ratio and detected by a suitable detector. The ions may be produced by electron impact on a gas, a chemical reaction, energetic vaporization of a solid, etc. [6]

Massieu function - A thermodynamic function defined by $J = -A/T$, where A is the Helmholtz energy and T the thermodynamic temperature. [2]

Matthiessen's rule - The statement that the electrical resistivity ρ of a metal can be written as $\rho = \rho_L + \rho_i$, where ρ_L is due to scattering of conduction electrons by lattice vibrations and ρ_i to scattering by impurities and imperfections. If the impurity concentration is small, ρ_i is temperature independent.

Maxwell (Mx)* - A non-SI unit of magnetic field strength (H) equal to 10^{-8} Wb . [1]

Maxwell's equations - The fundamental equations of electromagnetism. In a form appropriate to SI units, they are:

$$\begin{aligned}\text{curl } H &= \partial D / \partial t + j \\ \text{div } B &= 0 \\ \text{curl } E &= -\partial B / \partial t \\ \text{div } D &= \rho\end{aligned}$$

where H is the magnetic field strength, B the magnetic induction, E the electric field strength, D the electric displacement, j the current density, ρ the charge density, and t is time.

Maxwell-Boltzmann distribution - An expression for the fraction of molecules $f(v)$ in a gas that have velocity v within a specified interval. It takes the form

$$f(v) = 4\pi(M/2\pi RT)^{3/2} v^2 e^{-Mv^2/2RT}$$

where M is the molar mass, R the molar gas constant, and T the temperature.

Mean free path* - The average distance a gas molecule travels between collisions.

Meissner effect - The complete exclusion of magnetic induction from the interior of a superconductor.

Melting point* - The temperature at which the solid and liquid phases of a substance are in equilibrium at a specified pressure (normally taken to be atmospheric unless stated otherwise).

Mercaptans - A traditional term abandoned by IUPAC, synonymous with thiols. This term is still widely used. [5]

Meson - Any elementary particle that has zero or integral spin. Mesons are responsible for the forces between protons and neutrons in the nucleus.

Mesosphere - The part of the Earth's atmosphere extending from the top of the stratosphere (about 50 km above the surface) to 80–90 km. It is characterized by a decrease in temperature with increasing altitude.

Metal - A material in which the highest occupied energy band (conduction band) is only partially filled with electrons. The electrical conductivity of metals generally decreases with temperature.

Metallocenes - Organometallic coordination compounds in which one atom of a transition metal such as iron, ruthenium or osmium is bonded to and only to the face of two cyclopentadienyl ligands which lie in parallel planes. [5]

Meter (m)* - The SI base unit of length. [1]

Methine group - In organic compounds, the $-C=$ group. [5]

Mho - An archaic name for the SI unit siemens (reciprocal ohm).

Micelle - A particle formed by the aggregation of surfactant molecules (typically, 10 to 100 molecules) in solution. For aqueous solutions, the hydrophilic end of the molecule is on the surface of the micelle, while the hydrophobic end (often a hydrocarbon chain) points toward the center. At the critical micelle concentration (cmc) the previously dissolved molecules aggregate into a micelle.

Micron (μ) - An obsolete name for micrometer.

Mie scattering - The scattering of light by spherical dielectric particles whose diameter is comparable to the wavelength of the light.

Milky way - The band of light in the night sky resulting from the stars in the galactic plane. The term is also used to denote the galaxy in which the sun is located.

Miller indices (hkl) - A set of indices used to label planes in a crystal lattice. [2]

Millimeter of mercury (mmHg) - A non-SI unit of pressure, equal to 133.322 Pa. The name is generally considered interchangeable with torr.

Mobility (μ)* - In solid state physics, the drift velocity of electrons or holes in a solid divided by the applied electric field strength. The term is used in a similar sense in other fields.

Molality (m) - A measure of concentration of a solution in which one states the amount of substance (i.e., number of moles) of solute per kilogram of solvent. Thus a 0.1 molal solution (often written as 0.1 m) has $m = 0.1$ mol/kg.

Molar mass - The mass of one mole of a substance. It is normally expressed in units of g/mol, in which case its numerical value is identical with the molecular weight (relative molecular mass). [1]

Molar quantity - It is often convenient to express an extensive quantity (e.g., volume, enthalpy, heat capacity, etc.) as the actual value divided by amount of substance (number of moles). The resulting quantity is called molar volume, molar enthalpy, etc.

Molar refraction (R) - A property of a dielectric defined by the equation $R = V_m [(n^2 - 1)/(n^2 + 2)]$, where n is the index of refraction of the medium (at optical wavelengths) and V_m the molar volume. It is related to the polarizability α of the molecules that make up the medium by the Lorenz-Lorentz equation, $R = N_A \alpha / 3\epsilon_0$, where N_A is Avogadro's constant and ϵ_0 is the permittivity of a vacuum.

Molarity (c) - A measure of concentration of a solution in which one states the amount of substance (i.e., number of moles) of solute per liter of solution. Thus a 0.1 molar solution (often referred to as 0.1 M) has a concentration $c = 0.1$ mol/L.

Mole (mol)* - The SI base unit of amount of substance. [1]

Mole fraction (x_B) - The ratio of the amount of substance (number of moles) of substance B to the total amount of substance in a mixture. [1]

Molecular orbital - See Orbital.

Molecular weight (M_r)* - The ratio of the average mass per molecule or specified entity of a substance to 1/12 of the mass of nuclide ^{12}C . Also called relative molar (or molecular) mass. [1]

Moment of inertia (I) - The moment of inertia of a body about an axis is the sum (or integral) of the products of its elements of mass and the squares of their distances from the axis. [1]

Momentum (p) - The product of mass and velocity. [1]

Monomer - A substance consisting of molecules which can undergo polymerization, thereby contributing constitutional units to the essential structure of a macromolecule. [8]

Monosaccharides - A term which includes aldoses, ketoses, and a wide variety of derivatives. [5]

Mössbauer effect - The recoilless emission of γ -rays from nuclei bound in a crystal under conditions where the recoil energy associated with the γ emission is taken up by the crystal as a whole. This results in a very narrow line width, which can be exploited in various types of precise measurements.

Muon* - An unstable elementary particle of spin 1/2 and mass about 200 times that of the electron.

Naphtha - The petroleum fraction consisting mostly of C_6 to C_8 hydrocarbons and boiling in the range 80–120 °C. Solvents derived from this fraction include ligroin and petroleum ether.

Nautical mile - A non-SI unit of length, equal to exactly 1852 m.

Navier-Stokes equations - A set of complex equations for the motion of a viscous fluid subject to external forces.

Néel temperature (T_N)* - The critical temperature above which an antiferromagnetic substance becomes paramagnetic. [1]

Nernst effect - The production of an electric field in a conductor subject to an applied magnetic field and containing a transverse temperature gradient. The electric field is perpendicular to the magnetic field and the temperature gradient.

Network - In polymer science, a highly ramified macromolecule in which essentially each constitutional unit is connected to each other constitutional unit and to the macroscopic phase boundary by many permanent paths through the macromolecule, the number of such paths increasing with the number of intervening bonds. The paths must on the average be coextensive with the macromolecule. [8]

Neutrino - A stable elementary particle in the lepton family. Neutrinos have zero (or at least near-zero) rest mass and spin 1/2.

Neutron* - An elementary particle on spin 1/2 and zero charge. The free neutron has a mean lifetime of 887 seconds. Neutrons and protons, which are collectively called nucleons, are the constituents of the nucleus.

Neutron activation analysis (NAA) - See Techniques for Materials Characterization, page 12-1.

Neutron number (*N*) - A characteristic property of a specific isotope of an element, equal to the number of neutrons in the nucleus.

Newton (*N*)* - The SI unit of force, equal to m kg s^{-2} . [1]

Nitriles - Compounds having the structure $\text{RC}\equiv\text{N}$; thus C-substituted derivatives of hydrocyanic acid, $\text{HC}\equiv\text{N}$. [5]

Nitrosamines - N-Nitroso amines: compounds of the structure R_2NNO . Compounds RNHNO are not ordinarily isolatable, but they, too, are nitrosamines. The name is a contraction of N-nitrosoamine and, as such, does not require the N locant. [5]

Nuclear magnetic resonance (NMR)* - A widely used technique in which the resonant absorption of radiofrequency radiation by magnetic nuclei in a magnetic field is measured. The results give important information on the local environment of each nucleus.

Nuclear magneton (μ_N)* - The unit of nuclear magnetic moment, defined as $eh/4\pi m_p$, where h is Planck's constant, m_p the proton mass, and e the elementary charge.

Nuclear quadrupole resonance (NQR) - See Techniques for Materials Characterization, page 12-1.

Nuclear reaction analysis (NRA) - See Techniques for Materials Characterization, page 12-1.

Nuclear spin (*I*) - The quantum number that specifies the intrinsic angular momentum of a particular nucleus. The magnitude of the angular momentum is given by $[I(I+1)]^{1/2} h/2\pi$, where h is Planck's constant.

Nucleic acids* - Macromolecules, the major organic matter of the nuclei of biological cells, made up of nucleotide units, and hydrolyzable into certain pyrimidine or purine bases (usually adenine, cytosine, guanine, thymine, uracil), D-ribose or 2-deoxy-D-ribose. [5]

Nucleon - A collective term for the proton and neutron.

Nucleosides - Ribosyl or deoxyribosyl derivatives (rarely, other glycosyl derivatives) of certain pyrimidine or purine bases. They are thus glycosylamines or N-glycosides related to nucleotides by the lack of phosphorylation. [5]

Nucleotides - Compounds formally obtained by esterification of the 3' or 5' hydroxy group of nucleosides with phosphoric acid. They are the monomers of nucleic acids and are formed from them by hydrolytic cleavage. [5]

Nuclide - A species of atoms in which each atom has identical atomic number Z and identical mass number A . [3]

Nusselt number (*Nu*) - A dimensionless quantity used in fluid mechanics, defined by $Nu = hl/k$, where h is coefficient of heat transfer, l is length, and k is thermal conductivity. [2]

Nyquist theorem - An expression for the mean square thermal noise voltage across a resistor, given by $4RkT\Delta f$ where R is the resistance, k the Boltzmann constant, T the temperature, and Δf the frequency band within which the voltage is measured.

Octanol-water partition coefficient (*P*)* - A measure of the way in which a compound will partition itself between the octanol and water phases in the two-phase octanol-water system, and thus an indicator of certain types of biological activity. Specifically, P is the ratio of the concentration (in moles per liter) of the compound in the octanol phase to that in the water phase at infinite dilution. The quantity normally reported is $\log P$.

Oersted (Oe) - A non-SI unit of magnetic field (H), equal to 79.57747 A/m.

Ohm (Ω)* - The SI unit of electric resistance, equal to V/A. [1]

Ohm's law - A relation among electric current I , potential difference V , and resistance R , viz., $I = V/R$. At constant temperature the resistance for many materials is constant to high precision.

Olefins - Acyclic and cyclic hydrocarbons having one or more carbon-carbon double bonds, apart from the formal ones in aromatic compounds. The class olefins subsumes alkenes and cycloalkenes and the corresponding polyenes. [5]

Oligomer - A substance consisting of molecules of intermediate relative molecular mass (molecular weight), the structure of which essentially comprises the multiple repetition of units derived, actually or conceptually, from molecules of low relative molecular mass. In contrast to a polymer, the properties of an oligomer can vary significantly with the removal of one or a few of its units. [8]

Oligopeptides - Peptides containing from three to nine amino groups. [5]

Onsager relations - An important set of equations in the thermodynamics of irreversible processes. They express the symmetry between the transport coefficients describing reciprocal processes in systems with a linear dependence of flux on driving forces.

Optical rotary power - Angle by which the plane of polarization of a light beam is rotated by an optically active medium, divided by path length and by concentration of the active constituent. Depending on whether mass or molar concentration is used, the modifier "specific" or "molar" is attached. [2]

Orbital - A one-electron wavefunction. Atomic orbitals are classified as s -, p -, d -, or f -orbitals according to whether the angular momentum quantum number $l = 0, 1, 2$, or 3. Molecular orbitals, which are usually constructed as linear combinations of atomic orbitals, describe the distribution of electrons over the entire molecule.

Oscillator strength (*f*) - A measure of the intensity of a spectroscopic transition, defined by

$$f = \frac{8\pi^2 m_e \nu}{3he^2} \left| \int \psi_i^* \mathbf{r} \psi_j \right|^2$$

where ν is the frequency, μ_{ij} the transition dipole moment, m_e the mass of the electron, e the elementary charge, and h Planck's constant.

Osmosis - The flow of a solvent in a system in which two solutions of different concentration are separated by a semipermeable membrane which cannot pass solute molecules. The solvent will flow from the side of lower concentration to that of higher concentration, thus tending to equalize the concentrations. The pressure that must be applied to the more concentrated side to stop the flow is called the osmotic pressure.

Osmotic coefficient (ϕ) - Defined by $\phi = \ln a_A / (M_A \sum m_B)$, where M_A is the molar mass of substance A (normally the solvent), a_A is its activity, and the m_B are molalities of the solutes. [1]

Osmotic pressure (Π) - The excess pressure necessary to maintain osmotic equilibrium between a solution and the pure solvent separated by a membrane permeable only to the solvent. In an ideal dilute solution $\Pi = c_B RT$, where c_B is the amount-of-substance concentration of the solute, R is the molar gas constant, and T the temperature. [1,2]

Ostwald dilution law - A relation for the concentration dependence of the molar conductivity Λ of an electrolyte solution, viz.,

$$\frac{1}{\Lambda} = \frac{1}{\Lambda^\circ} + \frac{\Lambda c}{K(\Lambda^\circ)^2}$$

where c is the solute concentration, K is the equilibrium constant for dissociation of the solute, and Λ° is the conductivity at $c\Lambda = 0$.

Ounce (oz) - A non-SI unit of mass. The avoirdupois ounce equals 28.34952 g, while the troy ounce equals 31.10348 g.

Overpotential (η) - In an electrochemical cell, the difference between the potential of an electrode and its zero-current value.

Oximes - Compounds of structure $R_2C=NOH$ derived from condensation of aldehydes or ketones with hydroxylamine. Oximes from aldehydes may be called aldioximes; those from ketones may be called ketoximes. [5]

Oxo compounds - Compounds containing an oxygen atom, =O, doubly bonded to carbon or another element. The term thus embraces aldehydes, carboxylic acids, ketones, sulfonic acids, amides and esters. [5]

Ozonides - The 1,2,4-trioxolanes formed by the reaction of ozone at a carbon-carbon double bond, or the analogous compounds derived from acetylenic compounds. [5]

Pair production - A process in which a photon is converted into a particle and its antiparticle (e.g., an electron and positron) in the electromagnetic field of a nucleus.

Paraffins - Obsolete term for saturated hydrocarbons, commonly but not necessarily acyclic. Still widely used in the petrochemical industry, where the term designates acyclic saturated hydrocarbons, and stands in contradistinction to naphthenes. [5]

Paramagnetism* - A type of magnetism characterized by a positive magnetic susceptibility, so that the material becomes weakly magnetized in the direction of an external field. The magnetization disappears when the field is removed. In the simplest approximation (Curie's law) the susceptibility is inversely proportional to temperature.

Parity - The property of a quantum-mechanical wave function that describes its behavior under the symmetry operation of coordinate inversion. A parity of +1 (or even) is assigned if the wave function does not change sign when the signs of all the coordinates are changed; the parity is -1 (or odd) if the wave function changes sign under this operation.

Parsec (pc) - A unit of distance defined as the distance at which 1 astronomical unit (AU) subtends an angle of 1 second of arc. It is equal to 206264.806 AU or 3.085678×10^{16} m.

Particle induced x-ray emission (PIXE) - See Techniques for Materials Characterization, page 12-1.

Partition function (q, z) - For a single molecule, $q = \sum_i g_i \exp(\epsilon_i/kT)$, where ϵ_i is an energy level of degeneracy g_i , k the Boltzmann constant, and T the absolute temperature; the summation extends over all energy states. For a system of N non-interacting molecules which are indistinguishable, as in an ideal gas, the canonical partition function $Q = qN/N!$.

Pascal (Pa)* - The SI unit of pressure, equal to N/m^2 . [1]

Paschen series - The series of lines in the spectrum of the hydrogen atom which corresponds to transitions between the state with principal quantum number $n = 3$ and successive higher states. The wavelengths are given by $1/\lambda = R_H(1/9 - 1/n^2)$, where $n = 4, 5, 6, \dots$ and R_H is the Rydberg constant. The first member of the series ($n = 3 \leftrightarrow 4$), which is often called the P_α line, falls in the infrared at a wavelength of 1.875 μm .

Paschen-Back effect - In atomic spectroscopy, the decoupling of electron spin from orbital angular momentum as the strength of an external magnetic field is increased.

Pauli exclusion principle - The statement that two electrons in an atom cannot have identical quantum numbers; thus if there are two electrons in the same orbital, their spin quantum numbers must be of opposite sign.

Pearson symbol - A code for designating crystallographic information, including the crystal system, the lattice type, and the number of atoms per unit cell.

Péclet number (Pe) - A dimensionless quantity used in fluid mechanics, defined by $Pe = vl/a$, where v is velocity, l is length, and a is thermal diffusivity. [2]

Peltier effect - The absorption or generation of heat (depending on the current direction) which occurs when an electric current is passed through a junction between two materials.

Peptides - Amides derived from two or more amino carboxylic acid molecules (the same or different) by formation of a covalent bond from the carbonyl carbon of one to the nitrogen atom of another with formal loss of water. [5]

Permeability (μ) - Magnetic induction divided by magnetic field strength; i.e. $\mu = B/H$. The relative permeability $\mu_r = \mu/\mu_0$, where μ_0 is the permeability of a vacuum. [1]

Permittivity (ϵ) - Ratio of the electric displacement in a medium to the electric field strength. Also called dielectric constant. [1]

Peroxides - Compounds of structure ROOR in which R may be any organic group. In inorganic chemistry, salts of the anion O_2^{-2} [5]

Peroxy acids - Acids in which an acidic -OH group has been replaced by an -OOH group; e.g., $CH_3C(=O)OOH$ peroxyacetic acid, $PhS(=O)_2OOH$ benzeneperoxydisulfonic acid. [5]

Petroleum ether - The petroleum fraction consisting of C_5 and C_6 hydrocarbons and boiling in the range 35–60 °C; commonly used as a laboratory solvent.

pH* - A convenient measure of the acid-base character of a solution, usually defined by $pH = -\log [c(H^+)/mol L^{-1}]$, where $c(H^+)$ is the concentration of hydrogen ions. The more precise definition is in terms of activity rather than concentration. [2]

Phenols - Compounds having one or more hydroxy groups attached to a benzene or other arene ring. [5]

Phonon - A quantum of energy associated with a vibrational mode of a crystal lattice.

Phosphines - PH_3 and compounds derived from it by substituting one, two or three hydrogen atoms by hydrocarbyl groups.

RPH_2 , R_2PH and R_3P (R not equal to H) are called primary, secondary and tertiary phosphines, respectively. [5]

Phosphonium compounds - Salts (and hydroxides) $[\text{R}_4\text{P}]^+\text{X}^-$ containing tetracoordinate phosphonium ion and the associated anion. [5]

Phosphonium ylides - Compounds having the structure $\text{R}_3\text{P}^+-\text{C}=\text{R}_2 \rightleftharpoons \text{R}_3\text{P}=\text{CR}_2$. Also known as Wittig reagents. [5]

Phosphorescence - The process by which a molecule is excited by light to a higher electronic state and then undergoes a radiationless transition to a state of different multiplicity from which it decays, after some delay, to the ground state. The emitted light is normally of longer wavelength than the exciting light because vibrational energy has been dissipated.

Photoelectric effect - The complete absorption of a photon by a solid with the emission of an electron.

Photon - An elementary particle of zero mass and spin 1. The photon is involved in electromagnetic interactions and is the quantum of electromagnetic radiation.

Photon stimulated desorption (PSD) - See Techniques for Materials Characterization, page 12-1.

Pinacols - Tetra(hydrocarbyl)ethane-1,2-diols, $\text{R}_2\text{C}(\text{OH})\text{C}(\text{OH})\text{R}_2$, of which the tetramethyl example is the simplest one and is itself commonly known as pinacol. [5]

Pion - An elementary particle in the family of mesons. Pions have zero spin and may be neutral or charged. They participate in the strong interaction which holds the nucleus together.

pK^* - The negative logarithm (base 10) of an equilibrium constant K . For pK_a , see Acid dissociation constant.

Planck constant (h) - The elementary quantum of action, which relates energy to frequency through the equation $E = h\nu$.

Planck distribution - See Black body radiation

Planck function - A thermodynamic function defined by $Y = -G/T$, where G is Gibbs energy and T thermodynamic temperature. [2]

Plasma - A highly ionized gas in which the charge of the electrons is balanced by the charge of the positive ions, so that the system as a whole is electrically neutral.

Plasmon - A quantum associated with a plasma oscillation in the electron gas of a solid.

Point group - A group of symmetry operations (rotations, reflections, etc.) that leave a molecule invariant. Every molecular conformation can be assigned to a specific point group, which plays a major role in determining the spectrum of the molecule.

Poise (P) - A non-SI unit of viscosity, equal to 0.1 Pa s.

Poiseuille's equation - A formula for the rate of flow of a viscous fluid through a tube:

$$\frac{dV}{dt} = \frac{(p_1^2 - p_2^2)\pi r^4}{16l\eta p_0}$$

where V is the volume as measured at pressure p_0 ; p_1 and p_2 are the pressures at each end of the tube; r is the radius and l the length of the tube; and η is the viscosity.

Poisson ratio (μ) - The absolute value of the ratio of the transverse strain to the corresponding axial strain resulting from uniformly distributed axial stress below the proportional limit (i.e., where Hooke's law is valid). [10]

Polariton - A quantum associated with the coupled modes of photons and optical phonons in an ionic crystal.

Polarizability (α) - The change in dipole moment of a molecule produced by an external electric field; specifically, $\alpha_{ab} = \partial p_a / \partial E_b$, where p_a is the dipole moment component on the a axis and E_b is the component of the electric field strength along the b axis. [2]

Polymer - A substance composed of molecules of high relative molecular mass (molecular weight), the structure of which essentially comprises the multiple repetition of units derived, actually or conceptually, from molecules of low relative molecular mass. A single molecule of a polymer is called a macromolecule. [8]

Polypeptides - Peptides containing 10 or more amino acid residues. See also Peptides. [5]

Polysaccharides - Compounds consisting of a large number of monosaccharides linked glycosidically. This term is commonly used only for those containing more than ten monosaccharide residues. Also called glycans. [5]

Porphyrins - Natural pigments containing a fundamental skeleton of four pyrrole nuclei united through the α -positions by four methine groups to form a macrocyclic structure (porphyrin is designated porphine in Chemical Abstracts indexes). [5]

Positron - The antiparticle of the electron. It has the same mass and spin as an electron, and an equal but opposite charge.

Positronium - The hydrogen-like "atom" formed from a positron nucleus and an electron. Its lifetime is very short because of annihilation of the positron and electron.

Potential - See Electric potential.

Potential energy (E_p , V , U) - The portion of the energy of a system that is associated with its position in a force field.

Pound (lb) - A non-SI unit of mass, equal to 0.4535924 kg.

Power (P) - Rate of energy transfer. For electrical circuits, this is equal to the product of current and potential difference, $P = IV$. [1]

Poynting vector (S) - For electromagnetic radiation, the vector product of the electric field strength and the magnetic field strength. [1]

Prandtl number (Pr) - A dimensionless quantity used in fluid mechanics, defined by $Pr = \eta/\rho a$, where η is viscosity, ρ is density, and a is thermal diffusivity. [2]

Pressure - Force divided by area. [1]

Proteins - Naturally occurring and synthetic polypeptides having molecular weights greater than about 10,000 (the limit is not precise). See also Peptides. [5]

Proton - A stable elementary particle of unit positive charge and spin 1/2. Protons and neutrons, which are collectively called nucleons, are the constituents of the nucleus.

Pulsar - A neutron star which rotates rapidly and emits electromagnetic radiation in regular pulses at a frequency related to the rotation period.

Purine bases - Purine and its substitution derivatives, especially naturally occurring examples. [5]

Pyrimidine bases - Pyrimidine and its substitution derivatives, especially naturally occurring examples. [5]

Q-switching - A technique for obtaining very high power from a laser by keeping the Q factor of the laser cavity low while the population inversion builds up, then suddenly increasing the Q to initiate the stimulated emission.

Quad - A unit of energy defined as 10^{15} Btu, equal to approximately 1.055056×10^{18} J.

Quadrupole moment - A coefficient of the third term (after monopole and dipole) in the power series expansion of the electric potential of an array of charges. A nucleus of spin greater than 1/2 has a non-vanishing nuclear quadrupole moment which can interact with the electric field gradient of the surrounding electrons. Molecular quadrupole moments have an influence on intermolecular forces.

Quality factor (*Q*) - The ratio of the absolute value of the reactance of an electrical system to the resistance; thus a measure of the energy stored per cycle relative to the energy dissipated.

Quantum yield - In photochemistry, the number of moles transformed in a specific process, either physically (e.g., by emission of photons) or chemically, per mole of photons absorbed by the system. [3]

Quark - An elementary entity which has not been directly observed but is considered a constituent of protons, neutrons, and other hadrons.

Quasar - An extragalactic object emitting electromagnetic radiation at a very high power level and showing a very large red shift, thus indicating that the object is receding at a speed approaching the speed of light.

Quasicrystal - A solid having conventional crystalline properties but whose lattice does not display translational periodicity.

Quaternary ammonium compounds - Derivatives of ammonium compounds, $\text{NH}_4^+ \text{Y}^-$, in which all four of the hydrogens bonded to nitrogen have been replaced with hydrocarbyl groups. Compounds having a carbon-nitrogen double bond (i.e. $\text{R}_2\text{C}=\text{N}^+\text{R}_2\text{Y}^-$) are more accurately called iminium compounds. [5]

Quinones - Compounds having a fully conjugated cyclic dione structure, such as that of benzoquinones, derived from aromatic compounds by conversion of an even number of $-\text{CH}=\text{}$ groups into $-\text{C}(=\text{O})-$ groups with any necessary rearrangement of double bonds. [5]

Racemic mixture - A mixture of equal amounts of a pair of enantiomers (optical isomers); such a mixture is not optically active.

Rad - A non-SI unit of absorbed dose of radiation, equal to 0.01 Gy.

Radiance (*L*) - The radiant intensity in a given direction from an element of a surface, divided by the area of the orthogonal projection of this element on a plane perpendicular to the given direction. [1]

Radiant intensity (*I*) - The radiant energy flux leaving an element of a source within an element of solid angle, divided by that element of solid angle. [1]

Radicals - Molecular entities possessing an unpaired electron, such as $\cdot\text{CH}_3$, $\cdot\text{SnH}_3$, $\cdot\text{Cl}$. (In these formulas the dot, symbolizing the unpaired electron, should be placed so as to indicate the atom of highest spin density, if this is possible). [5]

Raman effect - The inelastic scattering of light by a molecule, in which the incident photon either gives up to, or receives energy from, one of the internal vibrational modes of the molecule. The scattered light thus has either a lower frequency (Stokes radiation) or higher frequency (anti-Stokes radiation) than the incident light. These shifts provide a measure of the normal vibrational frequencies of the molecule.

Rankine cycle - A thermodynamic cycle which can be used to calculate the ideal performance of a heat engine that uses a condensable vapor as the working fluid (e.g., a steam engine or a heat pump).

Rankine temperature - A thermodynamic temperature scale based on a temperature interval $^\circ\text{R} = (5/9) \text{ K}$; i.e., $T/^\circ\text{R} = (9/5) T/\text{K} = t/^\circ\text{F} + 459.67$.

Raoult's law - The expression for the vapor pressure p_i of component i in an ideal solution, viz., $p_i = x_i p_{i0}$, where x_i is the mole fraction of component i and p_{i0} the vapor pressure of the pure substance i .

Rare earth elements - The elements Sc, Y, and the lanthanides (La, Ce, Pr, Nd, Pm, Sm, Eu, Gd, Tb, Dy, Ho, Er, Tm, Yb, Lu). [7]

Rayleigh number (*Ra*) - A dimensionless quantity used in fluid mechanics, defined by $Ra = \beta g \alpha \Delta T \rho / \eta a$, where l is length, g is acceleration of gravity, α is cubic expansion coefficient, T is temperature, ρ is density, η is viscosity, and a is thermal diffusivity. [2]

Rayleigh scattering - The scattering of light by particles which are much smaller than the wavelength of the light. It is characterized by a scattered intensity which varies as the inverse fourth power of the wavelength.

Rayleigh wave - A guided elastic wave along the surface of a solid; also called surface acoustic wave.

Reactance (*X*) - The imaginary part of impedance. For an inductive reactance L and a capacitive reactance C in series, the reactance is $X = L\omega - 1/(C\omega)$, where ω is 2π times the frequency of the current. [1]

Red shift - A displacement of a spectral line toward longer wavelengths. This can occur through the Doppler effect (e.g., in the light from receding galaxies) or, in the general theory of relativity, from the effects of a star's gravitational field.

Reflectance (*p*) - Ratio of the radiant or luminous flux at a given wavelength that is reflected to that of the incident radiation. Also called reflection factor. [1]

Reflection high energy electron diffraction (RHEED) - See Techniques for Materials Characterization, page 12-1.

Relative humidity* - The ratio of the partial pressure of water vapor in air to the saturation vapor pressure of water at the same temperature, expressed as a percentage. [10]

Relative molar mass - See Molecular weight.

Rem - A non-SI unit of dose equivalent, equal to 0.01 Sv.

Resistance (*R*) - Electric potential difference divided by current when there is no electromotive force in the conductor. This definition applies to direct current. More generally, resistance is defined as the real part of impedance. [1]

Resistivity (*p*) - Electric field strength divided by current density when there is no electromotive force in the conductor. Resistivity is an intrinsic property of a material. For a conductor of uniform cross section with area A and length L , and whose resistance is R , the resistivity is given by $\rho = RA/L$. [1]

Reynolds number (*Re*) - A dimensionless quantity used in fluid mechanics, defined by $Re = \rho v l / \eta$, where ρ is density, v is velocity, l is length, and η is viscosity. [2]

Rheology - The study of the flow of liquids and deformation of solids. Rheology addresses such phenomena as creep, stress relaxation, anelasticity, nonlinear stress deformation, and viscosity.

Ribonucleic acids (RNA) - Naturally occurring polyribonucleotides. See also nucleic acids, nucleosides, nucleotides, ribonucleotides. [5]

Ribonucleotides - Nucleotides in which the glycosyl group is a ribosyl group. See also nucleotides. [5]

Roentgen (R) - A unit used for expressing the charge (positive or negative) liberated by x-ray or γ radiation in air, divided by the mass of air. A roentgen is defined as 2.58×10^{-4} C/kg.

Rotational constants - In molecular spectroscopy, the constants appearing in the expression for the rotational energy levels as a function of the angular momentum quantum numbers. These constants are proportional to the reciprocals of the principal moments of inertia, averaged over the vibrational motion.

Rutherford back scattering (RBS) - See Techniques for Materials Characterization, page 12-1.

Rydberg constant (R_∞)* - The fundamental constant which appears in the equation for the energy levels of hydrogen-like atoms; i.e., $E_n = hcR_\infty Z^2\mu/n^2$, where h is Planck's constant, c the speed of light, Z the atomic number, μ the reduced mass of nucleus and electron, and n the principal quantum number ($n = 1, 2, \dots$).

Rydberg series - A regular series of lines in the spectrum of an atom or molecule, with the spacing between successive lines becoming smaller as the frequency increases (wavelength decreases). The series eventually converges to a limit which usually corresponds to the complete removal of an electron from the atom or molecule.

Sackur-Tetrode equation* - An equation for the molar entropy S_m of an ideal monatomic gas: $S_m = R \ln(e^{5/2} V/N_A \Lambda^3)$, where R is the molar gas constant, V is the volume, and N_A is Avogadro's number. The constant Λ is given by $\Lambda = h/(2\pi mkT)^{1/2}$, where h is Planck's constant, m the atomic mass, k the Boltzmann constant, and T the temperature.

Salinity (S)* - A parameter used in oceanography to describe the concentration of dissolved salts in seawater. It is defined in terms of electrical conductivity relative to a standard solution of KCl. When expressed in units of parts per thousand, S may be roughly equated to the concentration of dissolved material in grams per kilogram of seawater.

Salt - An ionic compound formed by the reaction of an acid and a base.

Scanned probe microscopy (SPM) - See Techniques for Materials Characterization, page 12-1.

Scanning electron microscopy (SEM) - See Techniques for Materials Characterization, page 12-1.

Scanning laser acoustic microscopy (SLAM) - See Techniques for Materials Characterization, page 12-1.

Scanning transmission electron microscopy (STEM) - See Techniques for Materials Characterization, page 12-1.

Scanning tunneling microscopy (STM) - See Techniques for Materials Characterization, page 12-1.

Schiff bases - Imines bearing a hydrocarbyl group on the nitrogen atom: $R_2C=NR'$ (R' not equal to H). Considered by many to be synonymous with azomethines. [5]

Schmidt number (Sc) - A dimensionless quantity used in fluid mechanics, defined by $Sc = \eta/\rho D$, where η is viscosity, ρ is density, and D is diffusion coefficient. [2]

Schottky barrier - A potential barrier associated with a metal-semiconductor contact. It forms the basis for the rectifying device known as the Schottky diode.

Schrödinger equation - The basic equation of wave mechanics which, for systems not dependent on time, takes the form:

$$-(\hbar/2m) \nabla^2 \psi + V\psi = E\psi$$

where ψ is the wavefunction, V is the potential energy expressed as a function of the spatial coordinates, E is an energy eigenvalue, ∇^2 is the Laplacian operator, \hbar is Planck's constant divided by 2π , and m is the mass.

Second (s)* - The SI base unit of time. [1]

Second radiation constant (c_2)* - See First radiation constant.

Secondary ion mass spectroscopy (SIMS) - See Techniques for Materials Characterization, page 12-1.

Seebeck effect - The development of a potential difference in a circuit where two different metals or semiconductors are joined and their junctions maintained at different temperatures. It is the basis of the thermocouple.

Selenides - Compounds having the structure $RSeR$ (R not equal to H). They are thus selenium analogues of ethers. Also used for metal salts of H_2Se . [5]

Semicarbazones - Compounds having the structure $R_2C=NNHC(=O)NH_2$, formally derived by condensation of aldehydes or ketones with semicarbazide [$NH_2NHC(=O)NH_2$]. [5]

Semiconductor - A material in which the highest occupied energy band (valence band) is completely filled with electrons at $T = 0$ K, and the energy gap to the next highest band (conduction band) ranges from 0 to 4 or 5 eV. With increasing temperature electrons are excited into the conduction band, leading to an increase in the electrical conductivity.

Semiquinones - Radical anions having the structure $-O-Z\cdot O-$ where Z is an ortho- or para-arylene group or analogous heteroarylene group; they are formally generated by the addition of an electron to a quinone. [5]

SI units* - The International System of Units adopted in 1960 and recommended for use in all scientific and technical fields. [1]

Siemens (S)* - The SI unit of electric conductance, equal to Ω^{-1} . [1]

Sievert (Sv)* - The SI unit of dose equivalent (of radiation), equal to J/kg. [1]

Silanes - Saturated silicon hydrides, analogues of the alkanes; i.e., compounds of the general formula $Si_n H_{2n+2}$. Silanes may be subdivided into silane, oligosilanes, and polysilanes. Hydrocarbyl derivatives are often referred to loosely as silanes. [5]

Silicones - Polymeric or oligomeric siloxanes, usually considered unbranched, of general formula $[-OSiR_2-]_n$ (R not equal to H). [5]

Siloxanes - Saturated silicon-oxygen hydrides with unbranched or branched chains of alternating silicon and oxygen atoms (each silicon atom is separated from its nearest silicon neighbors by single oxygen atoms). [5]

Skin effect - The concentration of high frequency alternating currents near the surface of a conductor.

Slater orbital - A particular mathematical expression for the radial part of the wave function of a single electron, which is used in quantum-mechanical calculations of the energy and other properties of atoms and molecules.

Small angle neutron scattering (SANS) - See Techniques for Materials Characterization, page 12-1.

Snell's law - The relation between the angle of incidence i and the angle of refraction r of a light beam which passes from a medium of refractive index n_0 to a medium of index n_1 , viz., $\sin i/\sin r = n_1/n_0$.

Solar constant* - The mean radiant energy flux from the sun on a unit surface normal to the direction of the rays at the mean

distance of the earth from the sun. The value is approximately 1373 W/m².

Solar wind - The stream of high velocity hydrogen and helium ions emitted by the sun which flows through the solar system and beyond.

Soliton - A spatially localized wave in a solid or liquid that can interact strongly with other solitons but will afterwards regain its original form.

Solubility* - A quantity expressing the maximum concentration of some material (the solute) that can exist in another liquid or solid material (the solvent) at thermodynamic equilibrium at specified temperature and pressure. Common measures of solubility include the mass of solute per unit mass of solution (mass fraction), mole fraction of solute, molality, molarity, and others.

Solubility product constant (K_{sp})* - The equilibrium constant for the dissolution of a sparsely soluble salt into its constituent ions.

Space group* - A group of symmetry operations (reflections, rotations, etc.) that leave a crystal invariant. A total of 230 space groups have been identified.

Spark source mass spectroscopy (SSMS) - See Techniques for Materials Characterization, page 12-1.

Specific gravity - Ratio of the mass density of a material to that of water. Since one must specify the temperature of both the sample and the water to have a precisely defined quantity, the use of this term is now discouraged.

Specific heat - Heat capacity divided by mass. See Heat capacity.

Specific quantity - It is often convenient to express an extensive quantity (e.g., volume, enthalpy, heat capacity, etc.) as the actual value divided by mass. The resulting quantity is called specific volume, specific enthalpy, etc.

Specific rotation $[\alpha]_\lambda^0$ - For an optically active substance, defined by $[\alpha]_\lambda^0 = \alpha/\gamma l$, where α is the angle through which plane polarized light is rotated by a solution of mass concentration γ and path length l . Here θ is the Celsius temperature and λ the wavelength of the light at which the measurement is carried out. Also called specific optical rotatory power. [2]

Spin (s, I)* - A measure of the intrinsic angular momentum of a particle, which it possesses independent of its orbital motion. The symbol s is used for the spin quantum number of an electron, while I is generally used for nuclear spin.

Spiro compounds - Compounds having one atom (usually a quaternary carbon) as the only common member of two rings. [5]

Stacking fault - An error in the normal sequence of layer growth in a crystal.

Standard mean ocean water (SMOW) - A standard sample of pure water of accurately known isotopic composition which is maintained by the International Atomic Energy Agency. It is used for precise calibration of density and isotopic composition measurements.

Standard reduction potential (E°) - The zero-current potential of a cell in which the specified reduction reaction occurs at the right-hand electrode and the left-hand electrode is the standard hydrogen electrode. Also called Standard electrode potential.

Standard state - A defined state (specified temperature, pressure, concentration, etc.) for tabulating thermodynamic functions and carrying out thermodynamic calculations. The standard

state pressure is usually taken as 100,000 Pa (1 bar), but various standard state temperatures are used. [2]

Stanton number (St) - A dimensionless quantity used in fluid mechanics, defined by $St = h/\rho v c_p$, where h is coefficient of heat transfer, ρ is density, v is velocity, and c_p is specific heat capacity at constant pressure. [2]

Stark effect - The splitting of an energy level of an atom or molecule, and hence a splitting of spectral lines arising from that level, as a result of the application of an external electric field.

Statistical weight (g) - The number of distinct states corresponding to the same energy level. Also called degeneracy.

Stefan-Boltzmann constant (σ)* - Constant in the equation for the radiant exitance M (radiant energy flux per unit area) from a black body at thermodynamic temperature T , viz. $M = \sigma T^4$. [1]

Stibines - SbH_3 and compounds derived from it by substituting one, two or three hydrogen atoms by hydrocarbyl groups: R_3Sb , $RSbH_2$, R_2SbH , and RSb (R not equal to H) are called primary, secondary and tertiary stibines, respectively. [5]

Stochastic process - A process which involves random variables and whose outcome can thus be described only in terms of probabilities.

Stoichiometric number (v) - The number appearing before the symbol for each compound in the equation for a chemical reaction. By convention, it is negative for reactants and positive for products. [2]

Stokes (St) - A non-SI unit of kinematic viscosity, equal to 10^{-4} m²/s.

Stokes' law - The statement, valid under certain conditions, that the viscous force F experienced by a sphere of radius a moving at velocity v in a medium of viscosity η is given by $F = -6\pi\eta av$.

Strain - The deformation of a body that results from an applied stress.

Stratosphere - The part of the earth's atmosphere extending from the top of the troposphere (typically 10 to 15 km above the surface) to about 50 km. It is characterized by an increase in temperature with increasing altitude.

Stress - Force per unit area (pressure) applied to a body. Tensile stress tends to stretch or compress the body in the direction of the applied force. Shear stress results from a tangential force which tends to twist the body.

Strong interaction - The short range (order of 1 fm) attractive forces between protons, neutrons, and other hadrons which are responsible for the stability of the nucleus.

Strouhal number (Sr) - A dimensionless quantity used in fluid mechanics, defined by $Sr = lf/v$, where l is length, f is frequency, and v is velocity. [2]

Structure factor - In x-ray crystallography, the sum of the scattering factors of all the atoms in a unit cell, weighted by an appropriate phase factor. The intensity of a given reflection is proportional to the square of the structure factor.

Sublimation pressure - The pressure of a gas in equilibrium with a solid at a specified temperature.

Sulfides - Compounds having the structure RSR (R not equal to H). Such compounds were once called thioethers. In an inorganic sense, salts or other derivatives of hydrogen sulfide. [5]

Sulfones - Compounds having the structure, $RS(=O)_2R$ (R not equal to H), e.g. $C_2H_5S(=O)_2CH_3$, ethyl methyl sulfone. [5]

Sulfonic acids - $\text{HS(=O)}_2\text{OH}$, sulfonic acid, and its S-hydrocarbyl derivatives. [5]

Sulfoxides - Compounds having the structure $\text{R}_2\text{S=O}$ (R not equal to H), e.g., $\text{Ph}_2\text{S=O}$, diphenyl sulfoxide. [5]

Superconductor - A material that experiences a nearly total loss of electrical resistivity below a critical temperature T_c . The effect can occur in pure metals, alloys, semiconductors, organic compounds, and certain inorganic solids.

Superfluid - A fluid with near-zero viscosity and extremely high thermal conductivity. Liquid helium exhibits these properties below 2.186 K (the λ point).

Supernova - A star in the process of exploding because of instabilities which follow the exhaustion of its nuclear fuel.

Surface analysis by laser ionization (SALI) - See Techniques for Materials Characterization, page 12-1.

Surface tension (γ, σ) - The force per unit length in the plane of the interface between a liquid and a gas, which resists an increase in the area of that surface. It can also be equated to the surface Gibbs energy per unit area.

Surfactant - A substance which lowers the surface tension of the medium in which it is dissolved, and/or the interfacial tension with other phases, and accordingly is positively adsorbed at the liquid-vapor or other interfaces. [3]

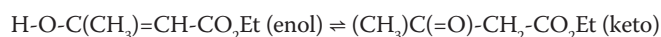
Susceptance (B) - Imaginary part of admittance. [1]

Svedberg - A non-SI unit of time, used to express sedimentation coefficients, equal to 10^{-13} s.

Syndiotactic macromolecule - A tactic macromolecule, essentially comprising alternating enantiomeric configurational base units which have chiral or prochiral atoms in the main chain in a unique arrangement with respect to their adjacent constitutional units. In this case the repeating unit consists of two configurational base units that are enantiomeric. [8]

Tacticity - The orderliness of the succession of configurational repeating units of a macromolecule or oligomer molecule. In a tactic macromolecule essentially all the configurational repeating units are identical with respect to directional sense. See Configurational repeating unit, Isotactic, Syndiotactic. [8]

Tautomerism - Isomerism of the general form $\text{G-X-Y-Z} \rightleftharpoons \text{X=Y-Z-G}$, where the isomers (called tautomers) are readily interconvertible; the atoms connecting the groups X, Y, Z are typically any of C, H, O, or S, and G is a group which becomes an electrofuge (i.e., a group that does not carry away the bonding electron pair when it leaves its position in the molecule) or nucleofuge (a group that does carry away the bonding electrons when leaving) during isomerization. The commonest case, when the electrofuge is H^+ , is also known as prototropy. A common example, written so as to illustrate the general pattern given above, is keto-enol tautomerism, such as



In some cases the interconversion rate between tautomers is slow enough to permit isolation of the separate keto and enol forms. [5]

Tensile strength* - In tensile testing, the ratio of maximum load a body can bear before breaking to original cross-sectional area. Also called ultimate strength. [11]

Terpenes - Hydrocarbons of biological origin having carbon skeletons formally derived from isoprene $[\text{CH}_2=\text{C}(\text{CH}_3)\text{CH=CH}_2]$. [5]

Terpenoids - Natural products and related compounds formally derived from isoprene units. They contain oxygen in various functional groups. The skeleton of terpenoids may differ from strict additivity of isoprene units by the loss or shift of a methyl (or other) group. [5]

Tesla (T) - The SI unit of magnetic flux density (B), equal to Vs/m^2 . [1]

Thermal conductivity* - Rate of heat flow divided by area and by temperature gradient. [1]

Thermal diffusivity - Thermal conductivity divided by density and by specific heat capacity at constant pressure. [1]

Thermal expansion coefficient (α) - The linear expansion coefficient is defined by $\alpha_l = (1/l)(dl/dT)$; the volume expansion coefficient by $\alpha_v = (1/V)(dV/dT)$. [1]

Thermionic emission - The emission of electrons from a solid as a result of heat. The effect requires a high enough temperature to impart sufficient kinetic energy to the electrons to exceed the work function of the solid.

Thermodynamic laws - The foundation of the science of thermodynamics:

First law: The internal energy of an isolated system is constant; if energy is supplied to the system in the form of heat dq and work dw , then the change in energy $dU = dq + dw$.

Second law: No process is possible in which the only result is the transfer of heat from a reservoir and its complete conversion to work.

Third law: The entropy of a perfect crystal approaches zero as the thermodynamic temperature approaches zero.

Thermoelectric power - For a bar of a pure material whose ends are at different temperatures, the potential difference divided by the difference in temperature of the ends. See also Seebeck effect.

Thermogravimetric analysis (TGA) - See Techniques for Materials Characterization, page 12-1.

Thermosphere - The layer of the Earth's atmosphere extending from the top of the mesosphere (typically 80–90 km above the surface) to about 500 km. It is characterized by a rapid increase in temperature with increasing altitude up to about 200 km, followed by a leveling off in the 300–500 km region.

Thiols - Compounds having the structure RSH (R not equal to H). Also known by the term mercaptans (abandoned by IUPAC); e.g., $\text{CH}_3\text{CH}_2\text{SH}$, ethanethiol. [5]

Thomson coefficient (μ, τ) - The heat power developed in the Thomson effect (whereby heat is evolved in a conductor when a current is flowing in the presence of a temperature gradient), divided by the current and the temperature difference. [1]

Tonne (t) - An alternative name for megagram (1000 kg). [1]

Torque (T) - For a force F that produces a torsional motion, $T = r \times F$, where r is a vector from some reference point to the point of application of the force.

Torr - A non-SI unit of pressure, equal to 133.322 Pa. The name is generally considered interchangeable with millimeter of mercury.

Townsend coefficient - In a radiation counter, the number of ionizing collisions by an electron per unit path length in the direction of an applied electric field.

Transducer - Any device that converts a signal from acoustical, optical, or some other form of energy into an electrical signal (or vice versa) while preserving the information content of the original signal.

Transistor - A voltage amplifier using controlled electron currents inside a semiconductor.

Transition metals - Elements characterized by a partially filled d subshell. The First Transition Series comprises Sc, Ti, V, Cr, Mn, Fe, Co, Ni, Cu. The Second and Third Transition Series include the lanthanides and actinides, respectively. [7]

Transition probability* - See Einstein transition probability.

Transmittance (τ) - Ratio of the radiant or luminous flux at a given wavelength that is transmitted to that of the incident radiation. Also called transmission factor. [1]

Tribology - The study of frictional forces between solid surfaces.

Triple point* - The point in p, T space where the solid, liquid, and gas phases of a substance are in thermodynamic equilibrium. The corresponding temperature and pressure are called the triple point temperature and triple point pressure.

Troposphere - The lowest part of the earth's atmosphere, extending to 10–15 km above the surface. It is characterized by a decrease in temperature with increasing altitude. The exact height varies with latitude and season.

Tunnel diode - A device involving a p-n junction in which both sides are so heavily doped that the Fermi level on the p-side lies in the valence band and on the n-side in the conduction band. This leads to a current-voltage curve with a maximum, so that the device exhibits a negative resistance in some regions.

Ultraviolet photoelectron spectroscopy (UPS) - See Techniques for Materials Characterization, page 12-1.

Umklapp process - A process involving the interaction of three or more waves (lattice or electron) in a solid in which the sum of the wave vectors does not equal zero.

Unified atomic mass unit (u)* - A unit of mass used in atomic, molecular, and nuclear science, defined as the mass of one atom of ^{12}C divided by 12. Its approximate value is 1.66054×10^{-27} kg. [1]

Universal time (t_u , UT) - Mean solar time counted from midnight at the Greenwich meridian. Also called Greenwich mean time (GMT). The interval of mean solar time is based on the average, over one year, of the time between successive transits of the sun across the observer's meridian.

Vacancy - A missing atom or ion in a crystal lattice.

Van Allen belts - Two toroidal regions above the earth's atmosphere containing protons and electrons. The outer belt at about 25,000 km above the surface is probably of solar origin. The inner belt at about 3000 km contains more energetic particles from outside the solar system.

Van der Waals' equation - An equation of state for fluids which takes the form:

$$pV_m = RT \frac{1}{V_m - b} - \frac{a}{V_m^2}$$

where p is pressure, V_m is molar volume, T is temperature, R is the molar gas constant, and a and b are characteristic parameters of the substance which describe the effect of attractive and repulsive intermolecular forces, respectively.

a and b are related to the critical temperature and pressure, T_c and P_c by

$$a = 27R^2T_c^2/64P_c \quad b = RT_c/8P_c$$

Van der Waals' force - The weak attractive force between two molecules which arises from electric dipole interactions. It

can lead to the formation of stable but weakly bound dimer molecules or clusters.

Van't Hoff equation - The equation expressing the temperature dependence of the equilibrium constant K of a chemical reaction:

$$\frac{d \ln K}{dT} = \frac{\Delta_r H^\circ}{RT^2}$$

where $\Delta_r H^\circ$ is the standard enthalpy of reaction, R the molar gas constant, and T the temperature. Also called van't Hoff isochore.

Vapor pressure* - The pressure of a gas in equilibrium with a liquid (or, in some usage, a solid) at a specified temperature.

Varistor - A device that utilizes the properties of certain metal oxides with small amounts of impurities, which show abrupt nonlinearities at specific voltages where the material changes from a semiconductor to an insulator.

Velocity (v) - Rate of change of distance with time.

Verdet constants (V)* - Angle of rotation of a plane polarized light beam passing through a medium in a magnetic field, divided by the field strength and by the path length.

Virial equation of state* - An equation relating the pressure p , molar volume V_m , and temperature T of a real gas in the form of an expansion in powers of the molar volume, viz., $pV_m = RT(1 + BV_m^{-1} + CV_m^{-2} + \dots)$, where R is the molar gas constant. B is called the second virial coefficient, C the third virial coefficient, etc. The virial coefficients are functions of temperature.

Viscosity (η)* - The proportionality factor between shear rate and shear stress, defined through the equation $F = \eta A(dv/dx)$, where F is the tangential force required to move a planar surface of area A at velocity v relative to a parallel surface separated from the first by a distance x . Sometimes called dynamic or absolute viscosity. The term kinematic viscosity (symbol ν) is defined as η divided by the mass density.

Volt (V)* - The SI unit of electric potential, equal to W/A. [1]

Volume fraction (ϕ) - Defined as $V_i/\sum V_i$, where V_i is the volume of the specified component and the V_i are the volumes of all the components of a mixture prior to mixing. [2]

Watt (W)* - The SI unit of power, equal to J/s. [1]

Wave function - A function of the coordinates of all the particles in a quantum mechanical system (and, in general, of time) which fully describes the state of the system. The product of the wave function and its complex conjugate is proportional to the probability of finding a particle at a particular point in space.

Weak interaction - The weak forces (order of 10^{-12} of the strong interaction) between elementary particles which are responsible for beta decay and other nuclear effects.

Weber (Wb)* - The SI unit of magnetic flux, equal to V s. [1]

Weber number (We) - A dimensionless quantity used in fluid mechanics, defined by $We = \rho v^2 l / \gamma$, where ρ is density, v is velocity, l is length, and γ is surface tension. [2]

Weight - That force which, when applied to a body, would give it an acceleration equal to the local acceleration of gravity. [1]

Wiedeman-Franz law - The law stating that the thermal conductivity k and electrical conductivity σ of a pure metal are related by $k = L\sigma T$, where T is the temperature and L (called the Lorenz ratio) has the approximate value 2.45×10^{-8} V²/K².

Wien displacement law - The relation, which can be derived from the Planck formula for black body radiation, that

$\lambda_{\max} T = 0.0028978 \text{ m K}$, where λ_{\max} is the wavelength of maximum radiance at temperature T .

Wigner-Seitz method - A method of calculating electron energy levels in a solid using a model in which each electron is subject to a spherically symmetric potential.

Wittig reagents - See phosphonium ylides.

Work (W) - Force multiplied by the displacement in the direction of the force. [1]

Work function (Φ)* - The energy difference between an electron at rest at infinity and an electron at the Fermi level in the interior of a substance. It is thus the minimum energy required to remove an electron from the interior of a solid to a point just outside the surface. [1]

X unit (X) - A unit of length used in x-ray crystallography, equal to approximately $1.002 \times 10^{-13} \text{ m}$.

X-ray photoelectron spectroscopy (XPS) - See Techniques for Materials Characterization, page 12-1.

Yield strength - The stress at which a material exhibits a specified deviation (often chosen as 0.2% for metals) from proportionality of stress and strain. [11]

Young's modulus (E) - In tension or compression of a body below its elastic limit, the ratio of stress to corresponding strain. Since strain is normally expressed on a fractional basis, Young's modulus has dimensions of pressure. Also called elastic modulus. [11]

Zeeman effect - The splitting of an energy level of an atom or molecule, and hence a splitting of spectral lines arising from that level, as a result of the application of an external magnetic field.

Zener diode - A control device utilizing a p-n junction with a well defined reverse-bias avalanche breakdown voltage.

Zeotrope - A liquid mixture that shows no maximum or minimum when vapor pressure is plotted against composition at constant temperature. See Azeotrope.

Zero-point energy - The energy possessed by a quantum mechanical system as a result of the uncertainty principle even when it is in its lowest energy state; e.g., the difference between the lowest energy level of a harmonic oscillator and the minimum in the potential well.

Zeta potential (ζ) - The electric potential at the surface of a colloidal particle relative to the potential in the bulk medium at a long distance. Also called electrokinetic potential.

Zwitterions - Neutral compounds having formal unit electrical charges of opposite sign. Some chemists restrict the term to compounds with the charges on non-adjacent atoms. Sometimes referred to as inner salts, dipolar ions (a misnomer). [5]

THERMODYNAMIC FUNCTIONS AND RELATIONS

p = pressure V = volume T = temperature
 n_i = amount of substance i
 $x_i = n_i / \sum_j n_j$ = mole fraction of substance i

Energy	U
Entropy	S
Enthalpy	$H = U + pV$
Helmholtz energy	$A = U - TS$
Gibbs energy	$G = U + pV - TS$
Isobaric heat capacity	$C_p = (\partial H / \partial T)_p$
Isochoric heat capacity	$C_V = (\partial U / \partial T)_V$
Isobaric expansivity	$\alpha = V^{-1}(\partial V / \partial T)_p$
Isothermal compressibility	$\kappa_T = -V^{-1}(\partial V / \partial p)_T$
Isentropic compressibility	$\kappa_S = -V^{-1}(\partial V / \partial p)_S$
	$\kappa_T - \kappa_S = T\alpha^2 V / C_p$
	$C_p - C_V = T\alpha^2 V / \kappa_T$
Gibbs-Helmholtz equation	$H = G - T(\partial G / \partial T)_p$
Maxwell relations	$(\partial S / \partial p)_T = -(\partial V / \partial T)_p$ $(\partial S / \partial V)_T = -(\partial p / \partial T)_V$
Joule-Thomson expansion	$\mu_{JT} = (\partial T / \partial p)_H = -\{V - T(\partial V / \partial T)_p\} / C_p$ $\Phi_{JT} = (\partial H / \partial p)_T = V - T(\partial V / \partial T)_p$
Partial molar quantity	$X_i = (\partial X / \partial n_i)_{T,p,n_j \neq i}$
Chemical potential	$\mu_i = (\partial G / \partial n_i)_{T,p,n_j \neq i}$
Perfect gas [symbol ^{pg}]	$pV = (\sum_i n_i)RT$ $\mu_i^{pg} = \mu_i^\theta + RT \ln(x_i p / p^\theta)$
Fugacity	$f_i = (x_i p) \exp\{(\mu_i - \mu_i^{pg}) / RT\}$
Activity coefficient	$\gamma_i = f_i / (x_i f_i^\theta)$
Gibbs-Duhem relation	$0 = SdT - Vdp + \sum_i n_i d\mu_i$

[Superscript θ in above equations indicates standard state]

Notation for chemical and physical changes ($X = H, S, G$, etc.):

Chemical reaction	$\Delta_r X$
Formation from elements	$\Delta_f X$
Combustion	$\Delta_c X$
Fusion (cry \rightarrow liq)	$\Delta_{fus} X$
Vaporization (liq \rightarrow gas)	$\Delta_{vap} X$
Sublimation (cry \rightarrow gas)	$\Delta_{sub} X$
Phase transition	$\Delta_{trs} X$
Solution	$\Delta_{sol} X$
Mixing	$\Delta_{mix} X$
Dilution	$\Delta_{dil} X$

NOBEL LAUREATES IN CHEMISTRY AND PHYSICS

Full details on nationality and basis of the awards can be found at <nobelprize.org/>.

Chemistry

2014	Eric Betzig, Stefan W. Hell, William E. Moerner	1957	Lord Todd
2013	Martin Karplus, Michael Levitt, Arieh Warshel	1956	Sir Cyril Hinshelwood, Nikolay Semenov
2012	Robert J. Lefkowitz, Brian K. Kobilka	1955	Vincent du Vigneaud
2011	Dan Shechtman	1954	Linus Pauling
2010	Richard F. Heck, Ei-ichi Negishi, Akira Suzuki	1953	Hermann Staudinger
2009	Venkatraman Ramakrishnan, Thomas A. Steitz, Ada E. Yonath	1952	Archer J.P. Martin, Richard L.M. Synge
2008	Martin Chalfie, Osamu Shimomura, Roger Y. Tsien	1951	Edwin M. McMillan, Glenn T. Seaborg
2007	Gerhard Ertl	1950	Otto Diels, Kurt Alder
2006	Roger D. Kornberg	1949	William F. GIAUQUE
2005	Yves Chauvin, Robert H. Grubbs, Richard R. Schrock	1948	Arne Tiselius
2004	Aaron Ciechanover, Avram Hershko, Irwin Rose	1947	Sir Robert Robinson
2003	Peter Agre, Roderick MacKinnon	1946	James B. Sumner, John H. Northrop, Wendell M. Stanley
2002	John B. Fenn, Koichi Tanaka, Kurt Wüthrich	1945	Artturi Virtanen
2001	William S. Knowles, Ryoji Noyori, K. Barry Sharpless	1944	Otto Hahn
2000	Alan Heeger, Alan G. MacDiarmid, Hideki Shirakawa	1943	George de Hevesy
1999	Ahmed Zewail	1942	No prize awarded
1998	Walter Kohn, John Pople	1941	No prize awarded
1997	Paul D. Boyer, John E. Walker, Jens C. Skou	1940	No prize awarded
1996	Robert F. Curl Jr., Sir Harold Kroto, Richard E. Smalley	1939	Adolf Butenandt, Leopold Ruzicka
1995	Paul J. Crutzen, Mario J. Molina, F. Sherwood Rowland	1938	Richard Kuhn
1994	George A. Olah	1937	Norman Haworth, Paul Karrer
1993	Kary B. Mullis, Michael Smith	1936	Peter Debye
1992	Rudolph A. Marcus	1935	Frédéric Joliot, Irène Joliot-Curie
1991	Richard R. Ernst	1934	Harold C. Urey
1990	Elias James Corey	1933	No prize awarded
1989	Sidney Altman, Thomas R. Cech	1932	Irving Langmuir
1988	Johann Deisenhofer, Robert Huber, Hartmut Michel	1931	Carl Bosch, Friedrich Bergius
1987	Donald J. Cram, Jean-Marie Lehn, Charles J. Pedersen	1930	Hans Fischer
1986	Dudley R. Herschbach, Yuan T. Lee, John C. Polanyi	1929	Arthur Harden, Hans von Euler-Chelpin
1985	Herbert A. Hauptman, Jerome Karle	1928	Adolf Windaus
1984	Bruce Merrifield	1927	Heinrich Wieland
1983	Henry Taube	1926	The Svedberg
1982	Aaron Klug	1925	Richard Zsigmondy
1981	Kenichi Fukui, Roald Hoffmann	1924	No prize awarded
1980	Paul Berg, Walter Gilbert, Frederick Sanger	1923	Fritz Pregl
1979	Herbert C. Brown, Georg Wittig	1922	Francis W. Aston
1978	Peter Mitchell	1921	Frederick Soddy
1977	Ilya Prigogine	1920	Walther Nernst
1976	William Lipscomb	1919	No prize awarded
1975	John Cornforth, Vladimir Prelog	1918	Fritz Haber
1974	Paul J. Flory	1917	No prize awarded
1973	Ernst Otto Fischer, Geoffrey Wilkinson	1916	No prize awarded
1972	Christian Anfinsen, Stanford Moore, William H. Stein	1915	Richard Willstätter
1971	Gerhard Herzberg	1914	Theodore W. Richards
1970	Luis Leloir	1913	Alfred Werner
1969	Derek Barton, Odd Hassel	1912	Victor Grignard, Paul Sabatier
1968	Lars Onsager	1911	Marie Curie
1967	Manfred Eigen, Ronald G.W. Norrish, George Porter	1910	Otto Wallach
1966	Robert S. Mulliken	1909	Wilhelm Ostwald
1965	Robert B. Woodward	1908	Ernest Rutherford
1964	Dorothy Crowfoot Hodgkin	1907	Eduard Buchner
1963	Karl Ziegler, Giulio Natta	1906	Henri Moissan
1962	Max F. Perutz, John C. Kendrew	1905	Adolf von Baeyer
1961	Melvin Calvin	1904	Sir William Ramsay
1960	Willard F. Libby	1903	Svante Arrhenius
1959	Jaroslav Heyrovsky	1902	Emil Fischer
1958	Frederick Sanger	1901	Jacobus H. van't Hoff

Physics

2014	Isamu Akasaki, Hiroshi Amano, Shuji Nakamura	1960	Donald A. Glaser
2013	François Englert, Peter W. Higgs	1959	Emilio Segrè, Owen Chamberlain
2012	Serge Haroche, David J. Wineland	1958	Pavel A. Cherenkov, Il'ja M. Frank, Igor Y. Tamm
2011	Saul Perlmutter, Brian P. Schmidt, Adam G. Riess	1957	Chen Ning Yang, Tsung-Dao Lee
2010	Andre Geim, Konstantin Novoselov	1956	William B. Shockley, John Bardeen, Walter H. Brattain
2009	Charles K. Kao, Willard S. Boyle, George E. Smith	1955	Willis E. Lamb, Polykarp Kusch
2008	Makoto Kobayashi, Toshihide Maskawa, Yoichiro Nambu	1954	Max Born, Walther Bothe
2007	Albert Fert, Peter Grünberg	1953	Frits Zernike
2006	John C. Mather, George F. Smoot	1952	Felix Bloch, E. M. Purcell
2005	Roy J. Glauber, John L. Hall, Theodor W. Hänsch	1951	John Cockcroft, Ernest T.S. Walton
2004	David J. Gross, H. David Politzer, Frank Wilczek	1950	Cecil Powell
2003	Alexei A. Abrikosov, Vitaly L. Ginzburg, Anthony J. Leggett	1949	Hideki Yukawa
2002	Raymond Davis Jr., Masatoshi Koshihara, Riccardo Giacconi	1948	Patrick M.S. Blackett
2001	Eric A. Cornell, Wolfgang Ketterle, Carl E. Wieman	1947	Edward V. Appleton
2000	Zhores I. Alferov, Herbert Kroemer, Jack S. Kilby	1946	Percy W. Bridgman
1999	Gerardus't Hooft, Martinus J.G. Veltman	1945	Wolfgang Pauli
1998	Robert B. Laughlin, Horst L. Störmer, Daniel C. Tsui	1944	Isidor Isaac Rabi
1997	Steven Chu, Claude Cohen-Tannoudji, William D. Phillips	1943	Otto Stern
1996	David M. Lee, Douglas D. Osheroff, Robert C. Richardson	1942	<i>No prize awarded</i>
1995	Martin L. Perl, Frederick Reines	1941	<i>No prize awarded</i>
1994	Bertram N. Brockhouse, Clifford G. Shull	1940	<i>No prize awarded</i>
1993	Russell A. Hulse, Joseph H. Taylor Jr.	1939	Ernest Lawrence
1992	Georges Charpak	1938	Enrico Fermi
1991	Pierre-Gilles de Gennes	1937	Clinton Davisson, George Paget Thomson
1990	Jerome I. Friedman, Henry W. Kendall, Richard E. Taylor	1936	Victor F. Hess, Carl D. Anderson
1989	Norman F. Ramsey, Hans G. Dehmelt, Wolfgang Paul	1935	James Chadwick
1988	Leon M. Lederman, Melvin Schwartz, Jack Steinberger	1934	<i>No prize awarded</i>
1987	J. Georg Bednorz, K. Alex Müller	1933	Erwin Schrödinger, Paul A.M. Dirac
1986	Ernst Ruska, Gerd Binnig, Heinrich Rohrer	1932	Werner Heisenberg
1985	Klaus von Klitzing	1931	<i>No prize awarded</i>
1984	Carlo Rubbia, Simon van der Meer	1930	Sir Venkata Raman
1983	Subramanyan Chandrasekhar, William A. Fowler	1929	Louis de Broglie
1982	Kenneth G. Wilson	1928	Owen Willans Richardson
1981	Nicolaas Bloembergen, Arthur L. Schawlow, Kai M. Siegbahn	1927	Arthur H. Compton, C.T.R. Wilson
1980	James Cronin, Val Fitch	1926	Jean Baptiste Perrin
1979	Sheldon Glashow, Abdus Salam, Steven Weinberg	1925	James Franck, Gustav Hertz
1978	Pyotr Kapitsa, Arno Penzias, Robert Woodrow Wilson	1924	Manne Siegbahn
1977	Philip W. Anderson, Sir Nevill F. Mott, John H. van Vleck	1923	Robert A. Millikan
1976	Burton Richter, Samuel C.C. Ting	1922	Niels Bohr
1975	Aage N. Bohr, Ben R. Mottelson, James Rainwater	1921	Albert Einstein
1974	Martin Ryle, Antony Hewish	1920	Charles Edouard Guillaume
1973	Leo Esaki, Ivar Giaever, Brian D. Josephson	1919	Johannes Stark
1972	John Bardeen, Leon N. Cooper, Robert Schrieffer	1918	Max Planck
1971	Dennis Gabor	1917	Charles Glover Barkla
1970	Hannes Alfvén, Louis Néel	1916	<i>No prize awarded</i>
1969	Murray Gell-Mann	1915	William Bragg, Lawrence Bragg
1968	Luis Alvarez	1914	Max von Laue
1967	Hans Bethe	1913	Heike Kamerlingh Onnes
1966	Alfred Kastler	1912	Gustaf Dalén
1965	Sin-Itiro Tomonaga, Julian Schwinger, Richard P. Feynman	1911	Wilhelm Wien
1964	Charles H. Townes, Nicolay G. Basov, Aleksandr M. Prokhorov	1910	Johannes Diderik van der Waals
1963	Eugene Wigner, Maria Goeppert-Mayer, J. Hans D. Jensen	1909	Guglielmo Marconi, Ferdinand Braun
1962	Lev Landau	1908	Gabriel Lippmann
1961	Robert Hofstadter, Rudolf Mössbauer	1907	Albert A. Michelson
		1906	J.J. Thomson
		1905	Philipp Lenard
		1904	Lord Rayleigh
		1903	Henri Becquerel, Pierre Curie, Marie Curie
		1902	Hendrik A. Lorentz, Pieter Zeeman
		1901	Wilhelm Conrad Röntgen

Section 3

Physical Constants of Organic Compounds

Physical Constants of Organic Compounds	3-1
Synonym Index of Organic Compounds	3-554
Diamagnetic Susceptibility of Selected Organic Compounds	3-576

This page intentionally left blank

PHYSICAL CONSTANTS OF ORGANIC COMPOUNDS

The basic physical constants and structure diagrams for about 10,900 organic compounds are presented in this table. An effort has been made to include the compounds most frequently encountered in the laboratory, the workplace, and the environment. Particular emphasis has been given to substances that are considered environmental or human health hazards. In making the selection of compounds for the table, added weight was assigned to the appearance of a compound in various lists or reference sources such as:

- Laboratory reagent lists, e.g., the *ACS Reagent Chemicals* volume (Ref. 1)
- The DIPPR list of industrially important compounds (Ref. 2) and the (much larger) TSCA Inventory of chemicals used in commerce.
- The Hazardous Substance Data Bank (Ref. 3)
- The UNEP list of Persistent Organic Pollutants (Ref. 4)
- Chemicals on Reporting Rules (CORR), a database of about 7500 regulated compounds prepared by the Environmental Protection Agency (Ref. 5)
- The EPA Integrated Risk Information System (IRIS), a database of human health effects of exposure to chemicals in the environment (Ref. 6)
- Compendia of chemicals of biochemical or medical importance, such as *The Merck Index* (Ref. 10)
- Specialized tables in this *Handbook*

It should be noted that the above lists vary widely in their choice of chemical names, and even in the use of Chemical Abstracts Registry Numbers. To the extent possible, we have attempted to systematize the names and registry numbers for this table.

Clearly, criteria of this type are somewhat subjective, and compounds considered important by some users have undoubtedly been omitted. Suggestions for additional compounds or other improvements are welcomed.

The data in the table have been derived from many sources, including both the primary literature and evaluated compilations. The *Handbook of Data on Organic Compounds, Third Edition* (Ref. 7) and the *Combined Chemical Dictionary* (Ref. 8) were important sources. Other useful sources of physical property data on organic compounds are listed in Refs. 9-19. The values in the table for the normal boiling point and the melting point that are accompanied with uncertainties (in parentheses) have been critically evaluated using the NIST ThermoData Engine (TDE, Ref. 20), designed to implement the dynamic data evaluation concept (Refs. 21-24). This concept requires large electronic databases capable of storing essentially all relevant experimental data known to date with detailed descriptions of metadata and uncertainties. The combination of these electronic databases with expert-system software, designed to automatically generate recommended property values based on available experimental and predicted data, leads to the ability to produce critically evaluated data dynamically or "to order." The uncertainties listed are combined expanded uncertainties (level of confidence, approximately 95 %) representing the most comprehensive measure of the overall data reliability (Refs. 25-28).

The table is arranged alphabetically by substance name, which generally is either an IUPAC systematic name or, in the case of pesticides, pharmaceuticals, and other complex compounds, a simple trivial name. Names in ubiquitous use, such as acetic

acid and formaldehyde, are adopted rather than their systematic equivalents. Synonyms are given in the column following the primary name, and structure diagrams are given on the page facing the data listing. The explanation of the data columns follows:

No.: An identification number used in the indexes.

Name: Primary name of the substance

Synonym: A synonym in common use. When the primary name is non-systematic, a systematic name may appear here.

Mol. Form.: The molecular formula written in the Hill convention.

CAS RN.: The Chemical Abstracts Service Registry Number for the compound.

Mol. Wt.: Molecular weight (relative molar mass) as calculated with the 2001 IUPAC Standard Atomic Weights.

Physical Form: A notation of the physical phase, color, crystal type, or other features of the compound at ambient temperature. Abbreviations are given below.

mp: Normal melting point in °C. A value is sometimes followed by "dec", indicating decomposition is observed at the stated temperature (so that it is probably not a true melting point). The notation "tp" indicates a triple point, where solid, liquid, and gas are in equilibrium. A number in parentheses following the melting point value is the combined expanded uncertainty (see above).

bp: Normal boiling point in °C, if it is available. This is the temperature at which the liquid phase is in equilibrium with the vapor at a pressure of 760 mmHg (101.325 kPa). A number in parentheses following the boiling point value is the combined expanded uncertainty (see above). A notation "sp" following the value indicates a sublimation point, where the vapor pressure of the solid phase reaches 760 mmHg. When a notation such as "dec" (decomposes) or "exp" (explodes) follows the value, the temperature may not be a true boiling point. A simply entry "sub" indicates the solid has a significant sublimation pressure at ambient temperatures. When the normal boiling point is not available, a boiling point at reduced pressure may be listed with a superscript indicating the pressure in mmHg.

den: Density (mass per unit volume) in g/cm³. The temperature in °C is indicated by a superscript. Values refer to the liquid or solid phase, and all values are true densities, not specific gravities. The number of decimal places gives a rough estimate of the accuracy of the value.

n_D: Refractive index, at the temperature in °C indicated by the superscript. Unless otherwise indicated, all values refer to a wavelength of 589 nm (sodium D line). Values are given only for liquids and solids.

Solubility: Qualitative indication of solubility in common solvents. Abbreviations are:

i insoluble
sl slightly soluble
s soluble
vs very soluble
msc miscible
dec decomposes

Abbreviations for solvents are given below.

In order to facilitate the location of compounds in the table, an index to synonyms follows the main table. Indexes to Molecular Formulas and CAS Registry Numbers are available in the electronic versions of the *Handbook* or as pdf files by request via e-mail (william.haynes@taylorandfrancis.com).

The assistance of members of the Thermodynamics Research Center (TRC) of the National Institute of Standards and Technology (Vladimir Diky, Rob Chirico, Andrei Kazakov) and especially Chris Muzny and Michael Frenkel in the determination

of values of the normal-boiling-point and melting-point temperatures with uncertainties is greatly appreciated. The editors of the Handbook are much indebted to Chris Muzny who spent countless hours in producing these critically evaluated results. The assistance of Fiona Macdonald in checking names and formulas is gratefully acknowledged, as well as the efforts of Janice Shackleton, Trupti Desai, Nazila Kamaly, Matt Griffiths, and Lawrence Braschi in preparing the structure diagrams.

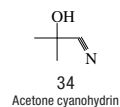
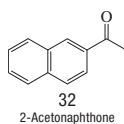
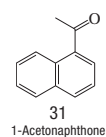
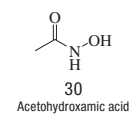
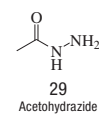
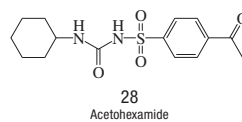
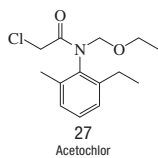
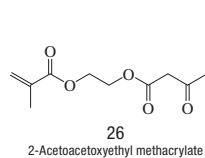
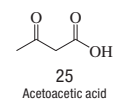
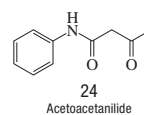
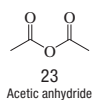
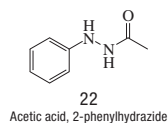
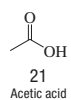
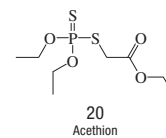
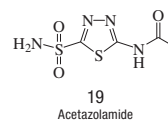
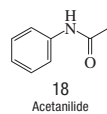
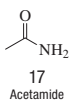
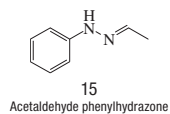
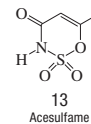
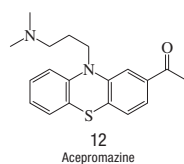
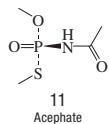
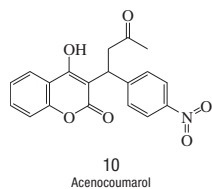
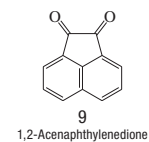
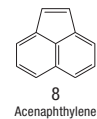
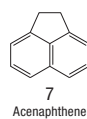
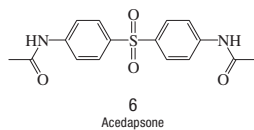
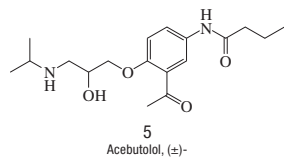
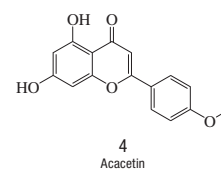
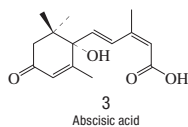
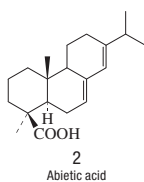
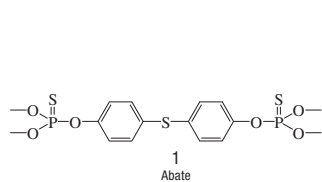
List of Abbreviations

Ac	acetyl	flr	fluorescent	pow	powder
Ac ₂ O	acetic anhydride	fum	fumes, fuming	Pr	propyl
AcOEt	ethyl acetate	gl	glacial	PrOH	1-propanol
ac	acid	gr	gray	pr	prisms
ace	acetone	gran	granular	purp	purple
al	alcohol (ethanol)	grn	green	py	pyridine
alk	alkali	hex	hexagonal	pym	pyramids, pyramidal
amor	amorphous	HOAc	acetic acid	reac	reacts
anh	anhydrous	hp	heptane	rhom	rhombic
aq	aqueous	hx	hexane	s	soluble
bipym	bipyramidal	hyd	hydrate	sat	saturated
bl	blue	hyg	hygroscopic	sc	scales
blk	black	i	insoluble	sl	slightly soluble
bp	boiling point	i-	iso-	soln	solution
br	brown	iso	isooctane	sp	sublimation point
bt	bright	lf	leaves	stab	stable
Bu	butyl	lig	ligroin	sub	sublimes
BuOH	1-butanol	liq	liquid	sulf	sulfuric acid
bz	benzene	lo	long	syr	syrup
chl	chloroform	mcl	monoclinic	tab	tablets
col	colorless	Me	methyl	tcl	triclinic
con, conc	concentrated	MeCN	acetonitrile	tetr	tetragonal
cry	crystals	MeOH	methanol	tfa	trifluoroacetic acid
ctc	carbon tetrachloride	misc	miscible	thf, THF	tetrahydrofuran
cy, cyhex	cyclohexane	mp	melting point	tol	toluene
dec	decomposes	n	refractive index	tp	triple point
den	density	nd	needles	trg	trigonal
dil	dilute	oct	octahedra, octahedral	unstab	unstable
diox	dioxane	oran	orange	vap	vapor
dk	dark	orth	orthorhombic	viol	violet
DMF	dimethylformamide	os	organic solvents	visc	viscous
DMSO	dimethyl sulfoxide	pa	pale	vol	volatile
efflor	efflorescent	peth	petroleum ether	vs	very soluble
Et	ethyl	Ph	phenyl	w	water
EtOH	ethanol	PhCl	chlorobenzene	wh	white
eth	diethyl ether	PhNH ₂	aniline	xyl	xylene
exp	explodes	PhNO ₂	nitrobenzene	ye	yellow
fl	flakes	pl	plates		

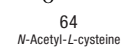
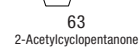
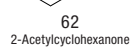

References

1. American Chemical Society, Reagent Chemicals, Tenth Edition, Oxford University Press, New York, 2005.
2. Design Institute for Physical Properties, American Institute of Chemical Engineers, <<http://www.aiche.org/dippr/>>.
3. National Library of Medicine, Hazardous Substances Data Bank, <<http://toxnet.nlm.nih.gov/cgi-bin/sis/htmlgen?HSDB>>.
4. United Nations Environmental Program, Persistent Organic Pollutants, <<http://www.chem.unep.ch/pops/>>.
5. Environmental Protection Agency, Chemicals on Reporting Rules, <<http://www.epa.gov/opptintr/CORR>>.
6. Environmental Protection Agency, Integrated Risk Information System, <<http://www.epa.gov/iris/index.html>>.
7. Lide, D. R., and Milne, G. W. A., Editors, Handbook of Data on Organic Compounds, Third Edition, CRC Press, Boca Raton, FL, 1993.
8. Combined Chemical Dictionary, <<http://ccd.chemnetbase.com/>>.
9. Linstrom, P. J., and Mallard, W. G., Editors, NIST Chemistry WebBook, NIST Standard Reference Database No. 69, February 2010, National Institute of Standards and Technology, Gaithersburg, MD 20899, <<http://webbook.nist.gov>>.
10. Thermodynamic Research Center, National Institute of Standards and Technology, TRC Thermodynamic Tables, <<http://trc.nist.gov>>.
11. O'Neil, M. J., Editor, The Merck Index, Fourteenth Edition, Merck & Co., Whitehouse Station, NJ, 2006.
12. Stevenson, R. M., and Malanowski, S., Handbook of the Thermodynamics of Organic Compounds, Elsevier, New York, 1987.
13. Riddick, J. A., Bunger, W. B., and Sakano, T. K., Organic Solvents, Fourth Edition, John Wiley & Sons, New York, 1986.
14. ChemSpider, <<http://www.chemspider.com/>>.
15. Crossfire Beilstein, <<http://accelrys.com/products/>>.
16. Springer Materials, The Landolt-Börnstein Database, <<http://www.springermaterials.com>>.
17. Vargaftik, N.B., Vinogradov, Y. K., and Yargin, V. S., Handbook of Physical Properties of Liquids and Gases, Third Edition, Begell House, New York, 1996.
18. Lide, D. R., and Kehiaian, H. V., Handbook of Thermophysical and Thermochemical Data, CRC Press, Boca Raton, FL, 1994.
19. Lide, D. R., Editor, Properties of Organic Compounds, <<http://www.chemnetbase.com/tours/poc/intro.jsf>>.
20. Frenkel, M., Chirico, R. D., Diky, V. V., Kazakov, A., and Muzny, C. D., ThermoData Engine, NIST Standard Reference Database 103b, Version 5.0 (Pure Compounds, Binary Mixtures, and Chemical Reactions, TDE-SOURCE Version 5.1), National Institute of Standards and Technology, Gaithersburg, MD – Boulder, CO, 2010, <<http://www.nist.gov/srd/nist103b.cfm>>.
21. Frenkel, M., Chirico, R. D., Diky, V., Yan, X., Dong, Q., and Muzny, C., J. Chem. Inf. Model. 45, 816, 2005.
22. Diky, V., Muzny, C. D., Lemmon, E. W., Chirico, R. D., and Frenkel, M., J. Chem. Inf. Model. 47, 1713, 2007.
23. Diky, V., Chirico, R. D., Kazakov, A. F., Muzny, C., and Frenkel, M., J. Chem. Inf. Model. 49, 503, 2009.
24. Diky, V., Chirico, R. D., Kazakov, A. F., Muzny, C., and Frenkel, M., J. Chem. Inf. Model. 49, 2883, 2009.
25. Chirico, R. D., Frenkel, M., Diky, V. V., March, K. N., and Wilhoit, R. C., J. Chem. Eng. Data 48, 1344, 2003.
26. Guide to the Expression of Uncertainty in Measurement, International Organization for Standardization, Geneva, Switzerland, 1993.
27. U. S. Guide to the Expression of Uncertainty in Measurement, ANSI/NCSL, Z540-2-1997, ISBN 1-58464-005-7, NCSL Int., Boulder, CO, 1997.
28. Taylor, B. N., and Kuyatt, C. E., Guidelines for the Evaluation and Expression of Uncertainty in NIST Measurement Results, NIST Tech. Note 1297, Natl. Inst. Stand. Technol., Gaithersburg, MD, 1994.

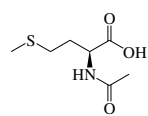
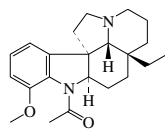
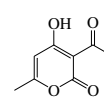
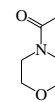
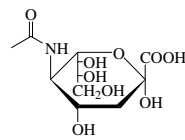
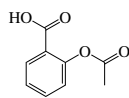
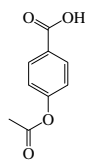
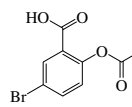
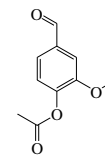
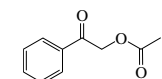
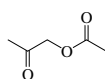
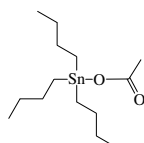
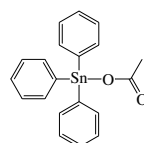
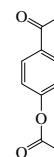
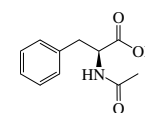
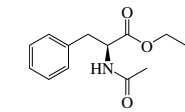
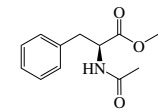
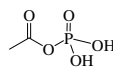
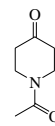
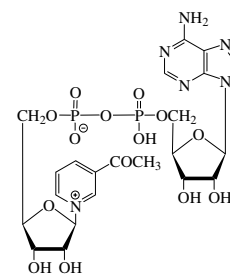
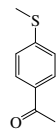
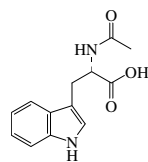
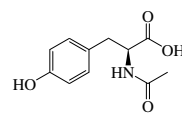
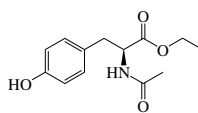
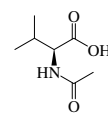
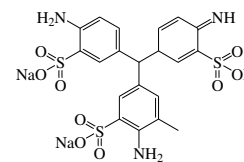
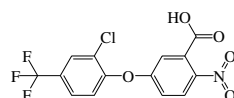
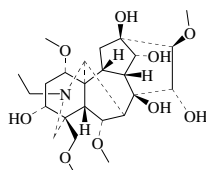
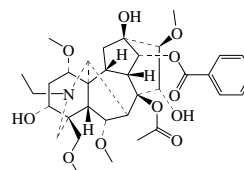
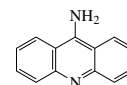
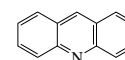
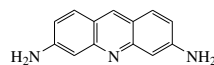
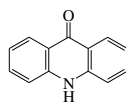
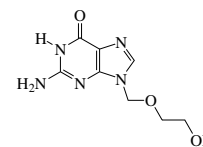
No.	Name	Synonym	Mol. Form.	CAS RN	Mol. Wt.	Physical Form	mp/°C	bp/°C	den g cm ⁻³	n _D	Solubility
1	Abate	Temephos	C ₁₈ H ₂₀ O ₆ P ₂ S ₃	3383-96-8	466.469	cry	31.6(0.5)		1.32		sl H ₂ O, hx; s ctc, eth, tol
2	Abietic acid		C ₂₀ H ₃₀ O ₂	514-10-3	302.451	mcl pl (al-w)	173.5	250 ⁹			vs ace, bz, eth, EtOH
3	Abscisic acid		C ₁₅ H ₂₀ O ₄	21293-29-8	264.318	cry (chl-peth)	160	120 sub			vs ace, eth, chl
4	Acacetin	5,7-Dihydroxy-2-(4-methoxyphenyl)-4 <i>H</i> -1-benzopyran-4-one	C ₁₈ H ₁₂ O ₅	480-44-4	284.263	ye nd (95% al)	263				vs EtOH
5	Acebutolol, (±)-		C ₁₈ H ₂₈ N ₂ O ₄	37517-30-9	336.426	cry	121				
6	Acedapsone		C ₁₆ H ₁₆ N ₂ O ₄ S	77-46-3	332.374	pa ye nd (eth) lf (dil al)	290				sl H ₂ O
7	Acenaphthene	1,2-Dihydroacenaphthylene	C ₁₂ H ₁₀	83-32-9	154.207		93(2)	277.5(0.8)	1.222 ²⁰	1.6048 ⁹⁵	i H ₂ O; sl EtOH, chl; vs bz; s HOAc
8	Acenaphthylene	Acenaphthalene	C ₁₂ H ₈	208-96-8	152.192		89.4(0.3)	280	0.8987 ¹⁶		i H ₂ O; vs EtOH, eth, bz; sl chl
9	1,2-Acenaphthylenedione		C ₁₂ H ₆ O ₂	82-86-0	182.175	ye nd (HOAc)	259(9)	sub	1.4800 ²⁰		i H ₂ O; sl EtOH, bz, HOAc; s lig
10	Acenocoumarol	Nicoumalone	C ₁₈ H ₁₂ NO ₆	152-72-7	353.325	cry (ace aq)	198				i H ₂ O
11	Acephate	Phosphoramidothioic acid, acetyl-, <i>O,S</i> -dimethyl ester	C ₄ H ₁₀ NO ₃ PS	30560-19-1	183.166		92.0(0.5)		1.35 ²⁰		
12	Acepromazine		C ₁₈ H ₂₂ N ₂ OS	61-00-7	326.455	oran oil		230 ^{9,5}			
13	Acesulfame		C ₄ H ₅ NO ₃ S	33665-90-6	163.153	nd (bz)	123.2				s bz, chl
14	Acetaldehyde	Ethanal	C ₂ H ₄ O	75-07-0	44.052	vol liq or gas	-123.4(0.7)	20.8(0.6)	0.7834 ¹⁸	1.3316 ²⁰	msc H ₂ O, EtOH, eth, bz; sl chl
15	Acetaldehyde phenylhydrazone		C ₈ H ₁₀ N ₂	935-07-9	134.178		99.5	150 ⁴⁰			vs EtOH
16	Acetaldoxime	Acetaldehyde oxime	C ₂ H ₅ NO	107-29-9	59.067	nd	25(1)	115.24(0.1)	0.9656 ²⁰	1.4264 ²⁰	s H ₂ O, chl; msc EtOH, eth
17	Acetamide	Ethanamide	C ₂ H ₅ NO	60-35-5	59.067	trg mcl (al-eth)	80.16(0.04)	222.0	0.9986 ⁸⁵	1.4278	vs H ₂ O, EtOH
18	Acetanilide	<i>N</i> -Phenylacetamide	C ₈ H ₉ NO	103-84-4	135.163		114.35(0.04)	292(9)	1.2190 ¹⁵		sl H ₂ O; vs EtOH, ace; s eth, s bz, tol
19	Acetazolamide	<i>N</i> -[5-(Aminosulfonyl)-1,3,4-thiadiazol-2-yl]acetamide	C ₄ H ₆ N ₄ O ₃ S ₂	59-66-5	222.246		260.5				sl H ₂ O
20	Acethion		C ₈ H ₁₇ O ₃ PS ₂	919-54-0	272.322	liq		137 ^{1,5}	1.18 ²⁰		
21	Acetic acid	Ethanoic acid	C ₂ H ₄ O ₂	64-19-7	60.052	col liq	17(3)	117.9(0.2)	1.0446 ²⁵	1.3720 ²⁰	msc H ₂ O, EtOH, eth, ace, bz; s chl, CS ₂
22	Acetic acid, 2-phenylhydrazide		C ₈ H ₁₀ N ₂ O	114-83-0	150.177	hex pr (eth)	130.0				vs H ₂ O, EtOH; sl eth, chl, tfa; s bz
23	Acetic anhydride	Acetyl acetate	C ₄ H ₆ O ₃	108-24-7	102.089	liq	-73.4(0.8)	139.5(0.3)	1.082 ²⁰	1.3901 ²⁰	vs H ₂ O; s EtOH, bz; msc eth; sl ctc
24	Acetoacetanilide		C ₁₀ H ₁₁ NO ₂	102-01-2	177.200	pr or nd (bz or lig)	86				sl H ₂ O; s EtOH, eth, bz, chl, acid, lig
25	Acetoacetic acid		C ₄ H ₆ O ₃	541-50-4	102.089	cry (eth)	36.5	100 dec			vs H ₂ O, eth, EtOH
26	2-Acetoacetoxyethyl methacrylate	2-(Methacryloyloxy)ethyl acetoacetate	C ₁₀ H ₁₄ O ₅	21282-97-3	214.215	liq		100 ^{9,8}	1.122	1.4560 ²⁰	
27	Acetochlor		C ₁₄ H ₂₀ ClNO ₂	34256-82-1	269.768	ye liq		134 ^{9,4}		1.5272 ²⁰	sl H ₂ O
28	Acetohexamide		C ₁₅ H ₂₀ N ₂ O ₄ S	968-81-0	324.396	cry (EtOH aq)	188				i H ₂ O, eth; sl EtOH, chl; s py
29	Acetohydrazide		C ₂ H ₆ N ₂ O	1068-57-1	74.081		67	137 ²⁵			s H ₂ O, EtOH; sl eth
30	Acetohydroxamic acid	<i>N</i> -Hydroxyacetamide	C ₂ H ₅ NO ₂	546-88-3	75.067	hyg cry	90				
31	1-Acetonaphthone		C ₁₂ H ₁₀ O	941-98-0	170.206		34	297	1.1171 ²¹	1.6280 ²²	i H ₂ O; s EtOH, eth, ace, chl
32	2-Acetonaphthone		C ₁₂ H ₁₀ O	93-08-3	170.206	nd (lig, dil al)	52(1)	302			sl EtOH, ctc
33	Acetone	2-Propanone	C ₃ H ₆ O	67-64-1	58.079	liq	-94.9(0.4)	56.08(0.07)	0.7845 ²⁵	1.3588 ²⁰	msc H ₂ O, EtOH, eth, ace, bz, chl
34	Acetone cyanohydrin		C ₄ H ₇ NO	75-86-5	85.105	liq	-19	180(21)	0.932 ¹⁹	1.3992 ²⁰	vs H ₂ O, EtOH, eth; s ace, bz, chl; i peth
35	Acetone (2,4-dinitrophenyl)-hydrazone		C ₉ H ₁₀ N ₄ O ₄	1567-89-1	238.200	ye nd or pl (al)	128				i H ₂ O; s EtOH, eth, bz, chl, AcOEt



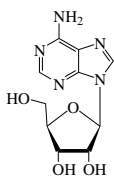
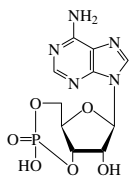
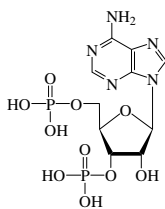
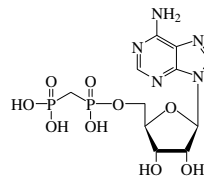
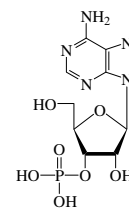
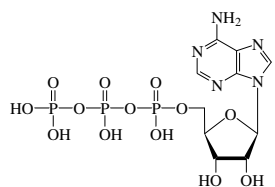
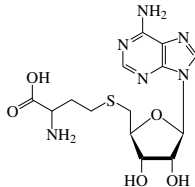
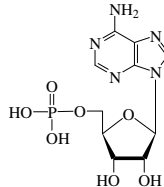
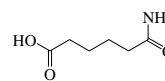
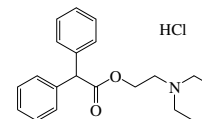
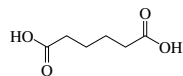
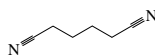
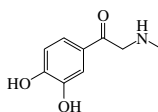
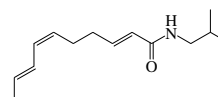
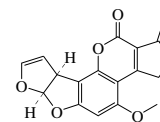
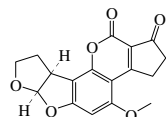
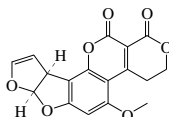
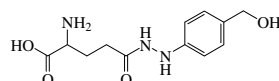
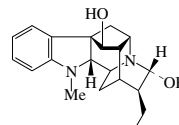
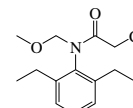
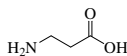
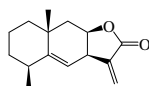
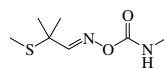
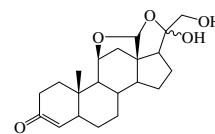
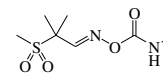
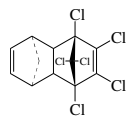
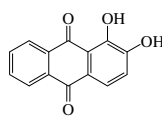
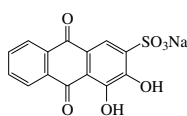
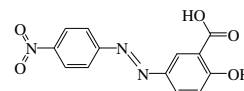
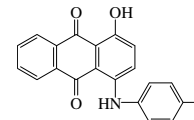
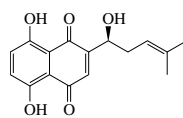
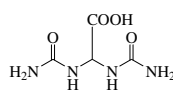
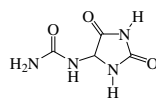
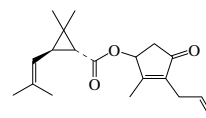
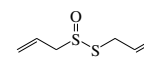
No.	Name	Synonym	Mol. Form.	CAS RN	Mol. Wt.	Physical Form	mp/°C	bp/°C	den g cm ⁻³	n _D	Solubility
36	Acetone (1-methylethylidene)-hydrazone	Dimethyl ketazine	C ₆ H ₁₂ N ₂	627-70-3	112.172	liq	-12.5	133	0.8390 ²⁰	1.4535 ²⁰	msc H ₂ O, EtOH, eth; s ace
37	Acetone thiosemicarbazide		C ₄ H ₈ N ₃ S	1752-30-3	131.199	ye cry	176				s ace
38	Acetonitrile	Methyl cyanide	C ₂ H ₃ N	75-05-8	41.052	liq	-44(1)	81.6(0.2)	0.7857 ²⁰	1.3442 ²⁰	msc H ₂ O, EtOH, eth, ace, bz, ctc
39	Acetophenone	Methyl phenyl ketone	C ₈ H ₈ O	98-86-2	120.149	mcl pr or pl	19.4(0.4)	202.1(0.2)	1.0281 ²⁰	1.5372 ²⁰	sl H ₂ O; s EtOH, eth, ace, bz, con sulf, chl
40	Acetophenone azine	Methylphenyl ketazine	C ₁₆ H ₁₄ N ₂	729-43-1	236.311		120				
41	Acetoxon	Acetophos	C ₈ H ₁₇ O ₅ PS	2425-25-4	256.257	liq		73 ^{0.005}			
42	<i>N</i> -Acetylacetamide		C ₄ H ₇ NO ₂	625-77-4	101.105	nd (eth)	79	223.5			s H ₂ O, EtOH, eth, chl, lig
43	<i>N</i> -Acetyl- <i>L</i> -alanine		C ₅ H ₉ NO ₃	97-69-8	131.130		125				
44	4-(Acetylamino)benzenesulfonyl chloride	Acetylsulfanilyl chloride	C ₈ H ₈ ClNO ₃ S	121-60-8	233.673	nd (bz), pr (bz-chl)	149				vs EtOH, eth; s bz, chl
45	2-(Acetylamino)benzoic acid		C ₉ H ₉ NO ₃	89-52-1	179.172	nd (HOAc)	187.5				sl H ₂ O; s EtOH; vs eth, ace, bz, HOAc
46	4-(Acetylamino)benzoic acid		C ₉ H ₉ NO ₃	556-08-1	179.172	nd (HOAc)	256.5				i H ₂ O; s EtOH; sl eth, tfa
47	2-(Acetylamino)-2-deoxy- <i>D</i> -glucose	<i>N</i> -Acetyl- <i>D</i> -glucosamine	C ₈ H ₁₅ NO ₆	7512-17-6	221.208		205				
48	2-(Acetylamino)-2-deoxy- <i>D</i> -mannose	<i>N</i> -Acetyl- <i>D</i> -mannosamine	C ₈ H ₁₅ NO ₆	3615-17-6	221.208	cry (ace aq)	128				dec alk
49	2-(Acetylamino)fluorene		C ₁₅ H ₁₃ NO	53-96-3	223.270	cry (dil al)	193				i H ₂ O; s EtOH, eth, HOAc
50	4-(Acetylamino)fluorene		C ₁₅ H ₁₃ NO	28322-02-3	223.270	br cry (bz)	200				
51	6-(Acetylamino)hexanoic acid	ϵ -Acetamidocaproic acid	C ₈ H ₁₅ NO ₃	57-08-9	173.210	cry (ace)	104.5				
52	4-Acetylanisole		C ₉ H ₁₀ O ₂	100-06-1	150.174	pl (peth)	38.2(0.6)	254(12)	1.0818 ⁴¹	1.547 ⁴¹	sl H ₂ O; s EtOH, eth, ace, chl
53	2-Acetylbenzoic acid		C ₉ H ₈ O ₃	577-56-0	164.158	nd (w), pr (bz)	114.5	111 ²			vs H ₂ O, eth, EtOH
54	3-Acetylbenzoic acid		C ₉ H ₈ O ₃	586-42-5	164.158		172	111 ²			s H ₂ O; msc EtOH
55	4-Acetylbenzoic acid		C ₉ H ₈ O ₃	586-89-0	164.158	nd (w)	208	sub			vs H ₂ O
56	Acetyl benzoylperoxide	Acetozone	C ₉ H ₈ O ₄	644-31-5	180.158	wh nd (lig)	37	130 ¹⁹			vs eth
57	Acetyl bromide	Ethanoyl bromide	C ₂ H ₃ BrO	506-96-7	122.948	liq	-96.5(0.5)	74(1)	1.6625 ¹⁶	1.4486 ²⁰	msc eth, bz, chl; s ace
58	Acetyl chloride	Ethanoyl chloride	C ₂ H ₃ ClO	75-36-5	78.497	liq	-112.7(0.8)	51(2)	1.1051 ²⁰	1.3886 ²⁰	msc eth, ace, bz, chl; s ctc
59	Acetylcholine bromide		C ₇ H ₁₆ BrNO ₂	66-23-9	226.112	hyg cry	146				vs H ₂ O
60	Acetylcholine chloride		C ₇ H ₁₆ ClNO ₂	60-31-1	181.661		150				s H ₂ O, EtOH; i eth
61	Acetylcholine iodide		C ₇ H ₁₆ INO ₂	2260-50-6	273.112	hyg	163				
62	2-Acetylcyclohexanone		C ₈ H ₁₂ O ₂	874-23-7	140.180		-11	112 ¹⁸	1.0782 ²⁵	1.5138 ²⁰	s ctc
63	2-Acetylcyclopentanone		C ₇ H ₁₀ O ₂	1670-46-8	126.153			73 ²⁰	1.0431 ²⁵	1.4906 ²⁰	
64	<i>N</i> -Acetyl- <i>L</i> -cysteine	Acetylcysteine	C ₆ H ₉ NO ₃ S	616-91-1	163.195	cry (w)	109.5				
65	3-Acetyldihydro-2(3 <i>H</i>)-furanone	α -Acetylbutyrolactone	C ₆ H ₈ O ₃	517-23-7	128.126			107 ⁵	1.1846 ²⁰	1.4585 ²⁰	vs H ₂ O
66	1-Acetyl-2,5-dihydroxybenzene	2,5-Dihydroxyacetophenone	C ₈ H ₈ O ₃	490-78-8	152.148	ye gm nd (dil al or w)	205.3				sl H ₂ O, eth, bz; s EtOH
67	Acetylene	Ethyne	C ₂ H ₂	74-86-2	26.037	col gas	-81.5(0.9)	-84.7 sp	0.377 ²⁵ (p>1 atm)		sl H ₂ O, EtOH, CS ₂ ; s ace, bz, chl
68	<i>N</i> -Acetyethanolamine		C ₄ H ₉ NO ₂	142-26-7	103.120		63.5	166 ⁸	1.1079 ²⁵	1.4674 ²⁰	msc H ₂ O; s ace; sl bz, lig
69	Acetyl fluoride	Ethanoyl fluoride	C ₂ H ₃ FO	557-99-3	62.042	vol liq or gas	-84	22(7)	1.032 ²⁵		msc EtOH, eth; s bz, chl; sl CS ₂
70	<i>N</i> -Acetylglutamic acid		C ₇ H ₁₁ NO ₅	1188-37-0	189.166	pr (w)	199				s H ₂ O, EtOH
71	<i>N</i> -Acetylglycine	Aceturic acid	C ₄ H ₇ NO ₃	543-24-8	117.104	lo nd (w, MeOH)	206				vs H ₂ O, ace, EtOH
72	<i>trans</i> -1-Acetyl-4-hydroxy- <i>L</i> -proline	Oxaceprol	C ₇ H ₁₁ NO ₄	33996-33-7	173.167	cry (Ac)	132				vs H ₂ O, MeOH
73	1-Acetyl-1 <i>H</i> -imidazole		C ₅ H ₆ N ₂ O	2466-76-4	110.114		104.5				sl H ₂ O; s EtOH, eth, chl, THF
74	Acetyl iodide	Ethanoyl iodide	C ₂ H ₃ IO	507-02-8	169.948			109(5)	2.0673 ²⁰	1.5491 ²⁰	vs eth
75	Acetyl isothiocyanate		C ₃ H ₃ NOS	13250-46-9	101.127			132.5	1.1523 ¹³	1.5231 ¹⁸	s eth, CS ₂
76	<i>N</i> ^ε -Acetyl- <i>L</i> -lysine		C ₈ H ₁₆ N ₂ O ₃	692-04-6	188.224		265 dec				
77	<i>N</i> -Acetyl- <i>DL</i> -methionine		C ₇ H ₁₃ NO ₃ S	1115-47-5	191.248		114.5				



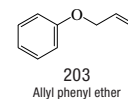
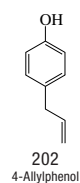
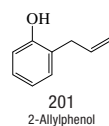
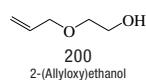
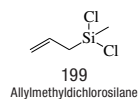
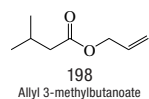
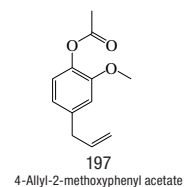
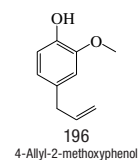
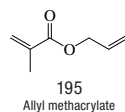
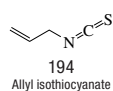
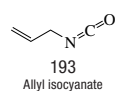
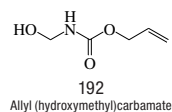
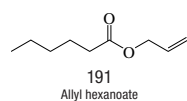
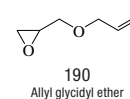
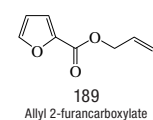
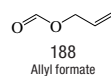
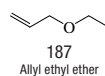
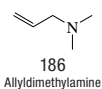
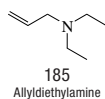
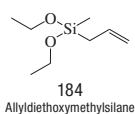
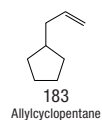
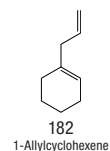
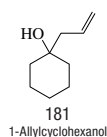
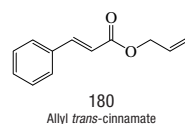
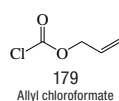
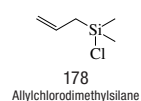
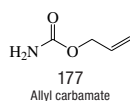
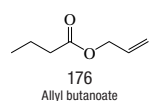
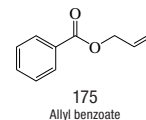
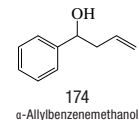
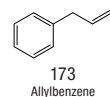
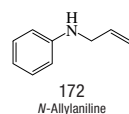
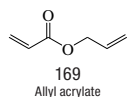
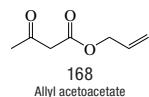
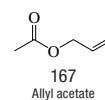
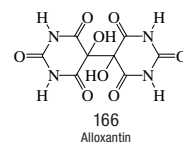
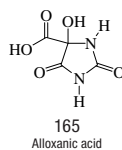
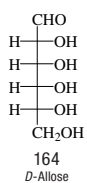
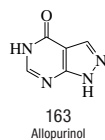
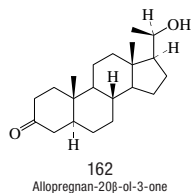
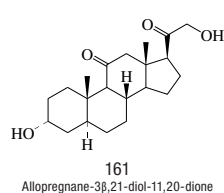
No.	Name	Synonym	Mol. Form.	CAS RN	Mol. Wt.	Physical Form	mp/°C	bp/°C	den g cm ⁻³	n _D	Solubility
78	<i>N</i> -Acetyl- <i>L</i> -methionine	Methionamine	C ₇ H ₁₃ NO ₃ S	65-82-7	191.248		105.5				
79	1-Acetyl-17-methoxyaspidospermidine	Aspidospermine	C ₂₂ H ₃₀ N ₂ O ₂	466-49-9	354.485	nd or pr (al) nd (peth)	208	220 ²			sl H ₂ O, eth; s EtOH, bz, chl
80	<i>N</i> -Acetyl- <i>N</i> -methylacetamide		C ₈ H ₉ NO ₂	1113-68-4	115.131	liq	-25	195	1.0663 ²⁵	1.4502 ²⁵	msc H ₂ O; i eth
81	1-Acetyl-3-methylpiperidine		C ₈ H ₁₅ NO	4593-16-2	141.211	liq	-13.6	239	0.9684 ²⁵	1.4731 ²⁵	vs H ₂ O
82	3-Acetyl-6-methyl-2 <i>H</i> -pyran-2,4(3 <i>H</i>)-dione	Dehydroacetic acid	C ₈ H ₆ O ₄	520-45-6	168.148		109	270			vs H ₂ O, eth; sl EtOH, chl
83	4-Acetylmorpholine		C ₈ H ₁₁ NO ₂	1696-20-4	129.157		14.5	152 ⁵⁰	1.1145 ²⁰	1.4827 ²⁰	msc H ₂ O; s EtOH, ace, ctc
84	<i>N</i> -Acetylneuraminic acid	Aceneuramic acid	C ₁₁ H ₁₉ NO ₉	131-48-6	309.271		186				
85	Acetyl nitrate		C ₂ H ₃ NO ₄	591-09-3	105.050			60 exp	1.24 ¹⁵		
86	2-(Acetyloxy)benzoic acid	Acetylsalicylic acid	C ₉ H ₆ O ₄	50-78-2	180.158	nd (w), mcl tab (w)	136(4)				s H ₂ O, eth, chl; vs EtOH; sl bz
87	4-(Acetyloxy)benzoic acid		C ₉ H ₆ O ₄	2345-34-8	180.158		188.5				
88	2-(Acetyloxy)-5-bromobenzoic acid	5-Bromoacetylsalicylic acid	C ₉ H ₇ BrO ₄	1503-53-3	259.054	nd (al)	60				i H ₂ O; vs EtOH, eth
89	4-(Acetyloxy)-3-methoxybenzaldehyde		C ₁₀ H ₁₀ O ₄	881-68-5	194.184		78				sl H ₂ O; vs EtOH, eth
90	2-(Acetyloxy)-1-phenylethanone		C ₁₀ H ₁₀ O ₃	2243-35-8	178.184	orth pl	49	270	1.1169 ⁶⁵	1.5036 ⁶⁵	i H ₂ O; vs EtOH, eth, chl; sl bz, lig
91	1-(Acetyloxy)-2-propanone	Acetoxyacetone	C ₅ H ₆ O ₃	592-20-1	116.116			171	1.0757 ²⁰	1.4141 ²⁰	vs H ₂ O, eth, EtOH
92	(Acetyloxy)tributylstannane	Tributyltin acetate	C ₁₄ H ₃₀ O ₂ Sn	56-36-0	349.097		84.7				
93	(Acetyloxy)triphenylstannane	Triphenyltin acetate	C ₂₀ H ₁₈ O ₂ Sn	900-95-8	409.066		125.2(0.5)				
94	4-Acetylphenyl acetate		C ₁₀ H ₁₀ O ₃	13031-43-1	178.184						s ctc, CS ₂
95	<i>N</i> -Acetyl- <i>L</i> -phenylalanine		C ₁₁ H ₁₃ NO ₃	2018-61-3	207.226		173.5				s EtOH
96	<i>N</i> -Acetyl- <i>L</i> -phenylalanine, ethyl ester		C ₁₃ H ₁₇ NO ₃	2361-96-8	235.279	cry (EtOH aq)	93				
97	<i>N</i> -Acetyl- <i>L</i> -phenylalanine, methyl ester		C ₁₂ H ₁₅ NO ₃	3618-96-0	221.252	nd (peth) or visc oil (chl)	91				
98	Acetyl phosphate		C ₂ H ₅ O ₅ P	590-54-5	140.032	unstab in soln					
99	1-Acetyl-4-piperidine		C ₇ H ₁₃ NO	618-42-8	127.184	liq	-13.4	226.5	1.011 ⁹	1.4790 ²⁵	vs H ₂ O, EtOH
100	1-Acetyl-4-piperidinone		C ₇ H ₁₁ NO ₂	32161-06-1	141.168			218	1.146 ²⁵	1.5026 ²⁰	
101	3-Acetylpyridine adenine dinucleotide	3-Acetyl NAD	C ₂₂ H ₂₈ N ₆ O ₁₄ P ₂	86-08-8	662.436	solid					
102	4-Acetylthioanisole		C ₉ H ₁₀ OS	1778-09-2	166.239		81.5				
103	Acetyl thiocholine iodide		C ₇ H ₁₆ INOS	1866-15-5	289.177		205				
104	<i>N</i> -Acetyl- <i>L</i> -tryptophan		C ₁₃ H ₁₄ N ₂ O ₃	1218-34-4	246.261	nd (dil MeOH)	189.5				s H ₂ O, EtOH, alk
105	<i>N</i> -Acetyl- <i>L</i> -tyrosine		C ₁₁ H ₁₃ NO ₄	537-55-3	223.226	cry (w); pl (diox)	153				
106	<i>N</i> -Acetyl- <i>L</i> -tyrosine ethyl ester		C ₁₃ H ₁₇ NO ₄	840-97-1	251.279		80.5				
107	<i>N</i> -Acetyl- <i>L</i> -valine		C ₇ H ₁₃ NO ₃	96-81-1	159.183		164				
108	Acid Fuchsin	Fuchsin, acid	C ₂₀ H ₁₇ N ₃ Na ₂ O ₉ S ₃	3244-88-0	585.539						sl H ₂ O, EtOH
109	Acifluorfen	5-[2-Chloro-4-(trifluoromethyl)-phenoxy]-2-nitrobenzoic acid	C ₁₄ H ₇ ClF ₃ NO ₅	50594-66-6	361.658		164.3(0.5)				
110	Aconine		C ₂₅ H ₄₁ NO ₃	509-20-6	499.596	amor	132				s H ₂ O, EtOH, chl; sl eth, lig
111	Aconitine		C ₃₄ H ₄₇ NO ₁₁	302-27-2	645.737	orth lf	204				vs bz, EtOH, chl
112	9-Acridinamine	Aminacrine	C ₁₃ H ₁₀ N ₂	90-45-9	194.231	ye nd (ace or al)	241				s EtOH, ace; sl DMSO; vs dil HCl
113	Acridine	Dibenzo[<i>b,e</i>]pyridine	C ₁₃ H ₉ N	260-94-6	179.217	orth nd or pr (al)	110.06(0.05)	346.9(1)	1.005 ²⁰		i H ₂ O; sl ctc; vs EtOH, eth, bz
114	3,6-Acridinediamine	Proflavine	C ₁₃ H ₁₁ N ₃	92-62-6	209.246	ye nd (al or w)	285				s H ₂ O; vs EtOH; sl eth, bz
115	9(10 <i>H</i>)-Acridinone		C ₁₃ H ₉ NO	578-95-0	195.216	ye lf (al)	>300				i H ₂ O, eth, bz; sl EtOH; s HOAc, alk
116	Acrolein	2-Propenal	C ₃ H ₄ O	107-02-8	56.063	liq	-87.8(0.9)	52.3(0.1)	0.840 ²⁰	1.4017 ²⁰	vs H ₂ O; s EtOH, eth, ace; sl chl
117	Acrylamide	2-Propenamide	C ₃ H ₅ NO	79-06-1	71.078	lf (bz)	85(1)	192.6			vs H ₂ O, eth, chl; s EtOH, eth, ace
118	Acrylic acid	2-Propenoic acid	C ₃ H ₄ O ₂	79-10-7	72.063	acid liq	13.56(0.05)	142(2)	1.0511 ²⁰	1.4224 ²⁰	msc H ₂ O, EtOH, eth; s ace, bz, ctc
119	Acrylonitrile	Propenenitrile	C ₃ H ₃ N	107-13-1	53.063	liq	-83.51(0.05)	77.2(0.2)	0.8007 ²⁵	1.3911 ²⁰	s H ₂ O; vs ace, bz, eth, EtOH
120	Acyclovir		C ₈ H ₁₁ N ₅ O ₃	59277-89-3	225.205	cry (EtOH)	225				

78
N-Acetyl-*L*-methionine79
1-Acetyl-17-methoxyaspidospermidine80
N-Acetyl-*N*-methylacetamide81
1-Acetyl-3-methylpiperidine82
3-Acetyl-6-methyl-2*H*-pyran-2,4(3*H*)-dione83
4-Acetylmorpholine84
N-Acetylneuraminic acid85
Acetyl nitrate86
2-(Acetyloxy)benzoic acid87
4-(Acetyloxy)benzoic acid88
2-(Acetyloxy)-5-bromobenzoic acid89
4-(Acetyloxy)-3-methoxybenzaldehyde90
2-(Acetyloxy)-1-phenylethanone91
1-(Acetyloxy)-2-propanone92
(Acetyloxy)tributylstannane93
(Acetyloxy)triphenylstannane94
4-Acetylphenyl acetate95
N-Acetyl-*L*-phenylalanine96
N-Acetyl-*L*-phenylalanine, ethyl ester97
N-Acetyl-*L*-phenylalanine, methyl ester98
Acetyl phosphate99
1-Acetylpiperidine100
1-Acetyl-4-piperidinone101
3-Acetylpyridine adenine dinucleotide102
4-Acetylthioanisole104
N-Acetyl-*L*-tryptophan105
N-Acetyl-*L*-tyrosine106
N-Acetyl-*L*-tyrosine ethyl ester107
N-Acetyl-*L*-valine108
Acid Fuchsin109
Acifluorfen110
Aconine111
Aconitine112
9-Acridinamine113
Acridine114
3,6-Acridinediamine115
9(10*H*)-Acridinone116
Acrolein117
Acrylamide118
Acrylic acid119
Acrylonitrile120
Acyclovir

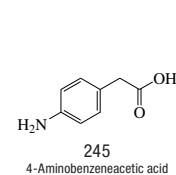
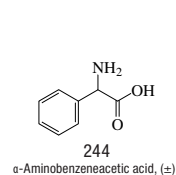
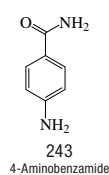
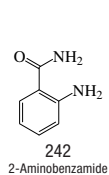
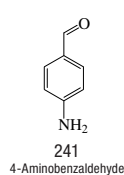
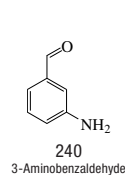
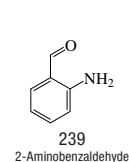
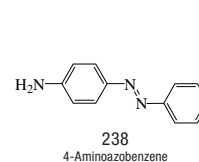
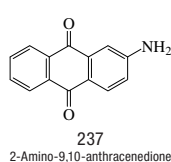
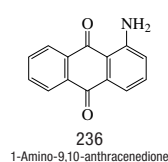
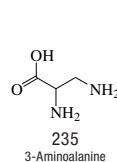
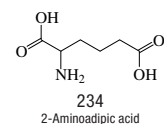
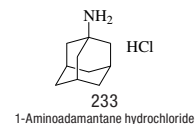
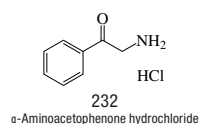
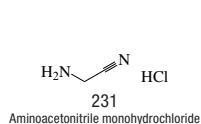
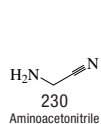
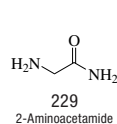
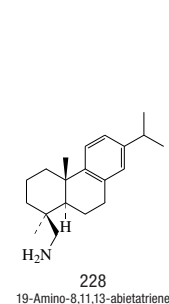
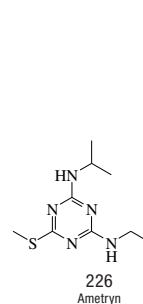
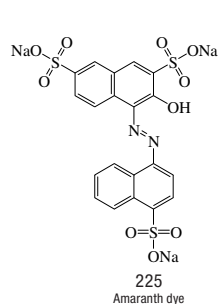
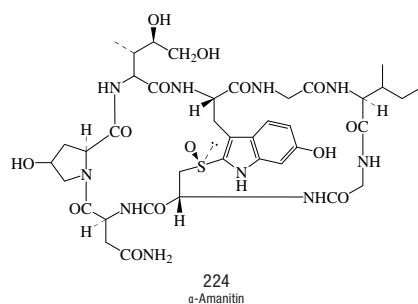
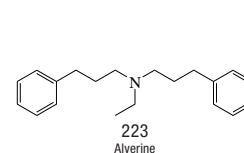
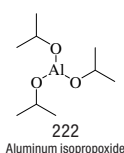
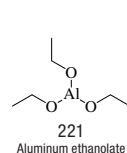
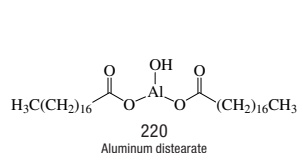
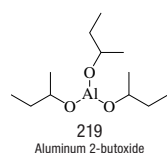
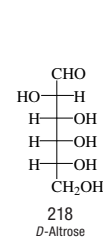
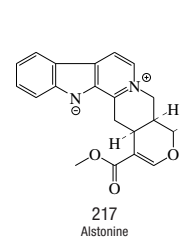
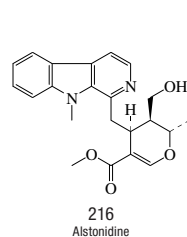
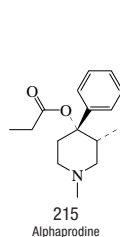
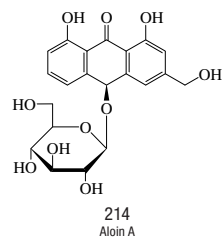

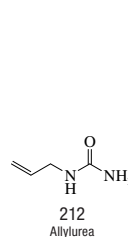
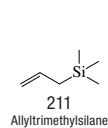
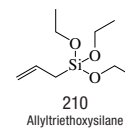
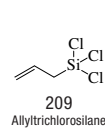
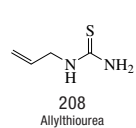
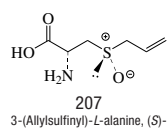
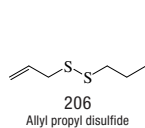
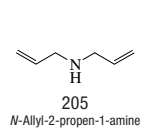
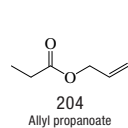
No.	Name	Synonym	Mol. Form.	CAS RN	Mol. Wt.	Physical Form	mp/°C	bp/°C	den g cm ⁻³	n _D	Solubility
121	Adenine	1 <i>H</i> -Purin-6-amine	C ₅ H ₅ N ₅	73-24-5	135.128	orth nd (+3w)	360 dec	220 sub			s H ₂ O; sl EtOH; i eth, chl
122	Adenosine	β- <i>D</i> -Ribofuranoside, adenine-9	C ₁₀ H ₁₃ N ₅ O ₄	58-61-7	267.242	n(w+3/2)	235.5				sl H ₂ O; i EtOH
123	Adenosine cyclic 3',5'-(hydrogen phosphate)	cAMP	C ₁₀ H ₁₂ N ₅ O ₆ P	60-92-4	329.206	cry	219				
124	Adenosine 3',5'-diphosphate	3'-Adenylic acid, 5'-(dihydrogen phosphate)	C ₁₀ H ₁₅ N ₅ O ₁₀ P ₂	1053-73-2	427.202	amor pow					
125	Adenosine 5'-methylenediphosphonate	Adenosine, 5'-[hydrogen (phosphonomethyl)-phosphonate]	C ₁₁ H ₁₇ N ₅ O ₉ P ₂	3768-14-7	425.229	cry (w)	204				s H ₂ O
126	Adenosine 3'-phosphate	3'-Adenylic acid	C ₁₀ H ₁₄ N ₅ O ₇ P	84-21-9	347.222	col nd	195 dec				
127	Adenosine 5'-triphosphate	ATP	C ₁₀ H ₁₆ N ₅ O ₁₃ P ₃	56-65-5	507.181		144 dec				
128	<i>S</i> -Adenosyl- <i>L</i> -homocysteine		C ₁₄ H ₂₀ N ₆ O ₅ S	979-92-0	384.411		210 dec				
129	5'-Adenylic acid	Adenosine 5'-monophosphate	C ₁₀ H ₁₄ N ₅ O ₇ P	61-19-8	347.222		195 dec				vs H ₂ O; s EtOH, 10% HCl
130	Adipamic acid		C ₈ H ₁₁ NO ₃	334-25-8	145.156	nd (w)	161.5				
131	Adiphenine hydrochloride		C ₂₀ H ₂₆ ClNO ₂	50-42-0	347.879	cry	113.5				vs H ₂ O; sl EtOH, eth
132	Adipic acid	1,6-Hexanedioic acid	C ₆ H ₁₀ O ₄	124-04-9	146.141	mcl pr (w, ace, lig)	151.5(0.6)	337.5	1.360 ²⁵		sl H ₂ O; vs EtOH; s eth; i HOAc, lig
133	Adiponitrile	Hexanedinitrile	C ₆ H ₈ N ₂	111-69-3	108.141	nd (eth)	2.2(0.4)	295	0.9676 ²⁰	1.4380 ²⁰	sl H ₂ O, eth; s chl, EtOH
134	Adrenalone		C ₉ H ₁₁ NO ₃	99-45-6	181.188	nd	235 dec				sl H ₂ O, EtOH, eth
135	Affinin	<i>N</i> -(2-Methylpropyl)-2,6,8-decatrienamide	C ₁₄ H ₂₃ NO	25394-57-4	221.339	ye oil	23	162 ^{9.5}		1.5134 ²⁵	i H ₂ O
136	Aflatoxin B1		C ₁₇ H ₁₂ O ₆	1162-65-8	312.273	cry	268				
137	Aflatoxin B2		C ₁₇ H ₁₄ O ₆	7220-81-7	314.289		287.5				
138	Aflatoxin G1		C ₁₇ H ₁₂ O ₇	1165-39-5	328.273	cry	245				
139	Agaritine	<i>L</i> -Glutamic acid, 5-[2-[4-(hydroxymethyl)phenyl]hydrazide]	C ₁₂ H ₁₇ N ₃ O ₄	2757-90-6	267.281	cry (dil al)	207 dec				vs H ₂ O
140	Ajmalan-17,21-diol, (17 <i>R</i> ,21 <i>a</i>)	Ajmaline	C ₂₀ H ₂₆ N ₂ O ₂	4360-12-7	326.432	pl (+3.5w) (aq AcOEt)	206				i H ₂ O; s EtOH, chl; sl eth, bz
141	Alachlor		C ₁₄ H ₂₆ ClNO ₂	15972-60-8	269.768		42(2)	100 ^{0.02}	1.133 ²⁵		
142	<i>DL</i> -Alanine	<i>DL</i> -2-Aminopropanoic acid	C ₃ H ₇ NO ₂	302-72-7	89.094	orth pr or nd (w)	300 dec	250 sub	1.424 ²⁵		s H ₂ O; vs EtOH
143	<i>D</i> -Alanine	2-Aminopropanoic acid, (<i>R</i>)	C ₃ H ₇ NO ₂	338-69-2	89.094	nd (w, al)	314 dec	sub			s H ₂ O; sl EtOH; i eth
144	<i>L</i> -Alanine	2-Aminopropanoic acid, (<i>S</i>)	C ₃ H ₇ NO ₂	56-41-7	89.094	orth (w)	297 dec	250 sub	1.432 ²²		s H ₂ O; sl EtOH, py; i eth, ace
145	β-Alanine	3-Aminopropanoic acid	C ₃ H ₇ NO ₂	107-95-9	89.094	nd, orth pr (al)	200 dec		1.437 ¹⁹		s H ₂ O; sl EtOH; i eth, ace
146	Alantolactone		C ₁₅ H ₂₀ O ₂	546-43-0	232.319	nd	76	275			vs bz, eth, EtOH, chl
147	Aldicarb		C ₇ H ₁₄ N ₂ O ₂ S	116-06-3	190.263		101.1(0.4)		1.195 ²⁵		
148	Aldosterone		C ₂₁ H ₂₈ O ₅	52-39-1	360.444	cry (HOAc)	166.5				
149	Aldoxycarb <i>S,S</i> -dioxide		C ₇ H ₁₄ N ₂ O ₂ S	1646-88-4	222.262	cry	141				sl H ₂ O
150	Aldrin		C ₁₂ H ₆ Cl ₆	309-00-2	364.910		103.8(0.3)				i H ₂ O; s EtOH, eth, ace, bz
151	Alizarin	1,2-Dihydroxy-9,10-anthracenedione	C ₁₄ H ₆ O ₄	72-48-0	240.212	oran or red tcl nd or pr (al)	289.5				sl H ₂ O; s EtOH, eth, ace, bz; i chl
152	Alizarin Red S	Sodium alizarinesulfonate	C ₁₄ H ₇ NaO ₇ S	130-22-3	342.257						vs H ₂ O; s EtOH
153	Alizarin Yellow R		C ₁₃ H ₉ N ₃ O ₅	2243-76-7	287.227	oran-br nd (dil HOAc)	253 dec				vs H ₂ O, EtOH
154	Alizuroil purple	1-Hydroxy-4-[(4-methylphenyl)amino]-9,10-anthracenedione	C ₂₁ H ₁₅ NO ₃	81-48-1	329.349	flat viol nd					s H ₂ SO ₄
155	Alkannin		C ₁₆ H ₁₆ O ₅	23444-65-7	288.295	br-red pr (bz)	149	140 sub			vs EtOH
156	Allantoic acid	Bis[(aminocarbonyl)amino]acetic acid	C ₄ H ₆ N ₄ O ₄	99-16-1	176.132	nd	170 dec				sl H ₂ O, os, dil acid
157	Allantoin		C ₄ H ₆ N ₄ O ₃	97-59-6	158.116	mcl pl or	239				sl H ₂ O; s EtOH, NaOH; i eth, MeOH
158	Allene		C ₃ H ₄	463-49-0	40.064	col gas	-136.4(0.5)	-34.8(0.3)	0.584 ²⁵ (p>1 atm)	1.4168	vs bz, peth
159	Allethrin		C ₁₀ H ₂₆ O ₃	584-79-2	302.407				1.010 ²⁰		
160	Allicin		C ₆ H ₁₆ OS ₂	539-86-6	162.272			dec	1.112 ²⁰	1.561 ²⁰	vs H ₂ O

121
Adenine122
Adenosine123
Adenosine cyclic 3',5'-(hydrogen phosphate)124
Adenosine 3',5'-diphosphate125
Adenosine 5'-methylenediphosphate126
Adenosine 3'-phosphate127
Adenosine 5'-triphosphate128
S-Adenosyl-L-homocysteine129
5'-Adenylic acid130
Adipamic acid131
Adiphenine hydrochloride132
Adipic acid133
Adiponitrile134
Adrenalone135
Affinin136
Aflatoxin B1137
Aflatoxin B2138
Aflatoxin G1139
Agaritine140
Ajmalan-17,21-diol, (17R,21a)141
Alachlor142
DL-Alanine143
D-Alanine144
L-Alanine145
β-Alanine146
Alantolactone147
Aldicarb148
Aldosterone149
Aldoxycarb S,S-dioxide150
Aldrin151
Alizarin152
Alizarin Red S153
Alizarin Yellow R154
Alizuriol purple155
Alkannin156
Allantoic acid157
Allantoin158
Allene159
Allethrin160
Alliin

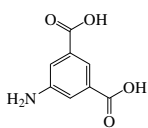
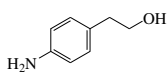
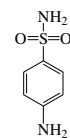
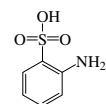
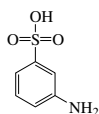
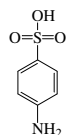
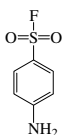
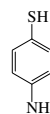
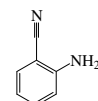
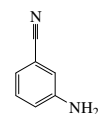
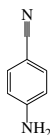
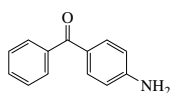
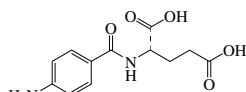
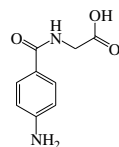
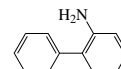
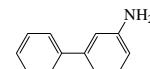
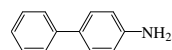
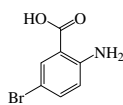
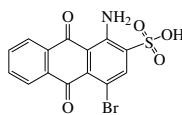
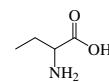
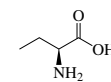
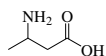
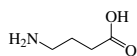
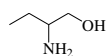
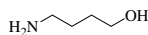
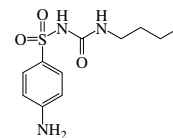
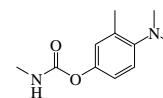
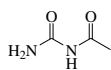
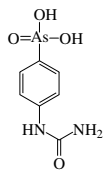
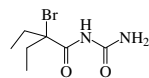
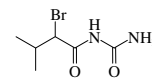
No.	Name	Synonym	Mol. Form.	CAS RN	Mol. Wt.	Physical Form	mp/°C	bp/°C	den g cm ⁻³	n _D	Solubility
161	Allopregnane-3β,21-diol-11,20-dione		C ₂₁ H ₃₂ O ₄	566-02-9	348.477	cry (aq, ac, +w) nd (bz, ac)	190				
162	Allopregnan-20β-ol-3-one	5α-Pregnan-20β-ol-3-one	C ₂₁ H ₃₄ O ₂	516-58-5	318.494		195(3)				
163	Allopurinol	1,5-Dihydro-4 <i>H</i> -pyrazolo[3,4- <i>dj</i>]pyrimidin-4-one	C ₅ H ₄ N ₄ O	315-30-0	136.112	cry	350				
164	<i>D</i> -Allose		C ₆ H ₁₂ O ₆	2595-97-3	180.155	cry (w)	128				vs H ₂ O
165	Alloxanic acid		C ₄ H ₄ N ₂ O ₅	470-44-0	160.085	tol pr (eth)	162 dec				vs H ₂ O, EtOH
166	Alloxantin		C ₈ H ₆ N ₄ O ₈	76-24-4	286.156	orth pr (w+2)	254 dec				sl H ₂ O, EtOH, eth
167	Allyl acetate	3-Acetoxypentene	C ₅ H ₈ O ₂	591-87-7	100.117			104(2)	0.9275 ²⁰	1.4049 ²⁰	sl H ₂ O; s ace; msc EtOH, eth
168	Allyl acetoacetate		C ₇ H ₁₀ O ₃	1118-84-9	142.152	liq	-85	198(19)	1.0366 ²⁰	1.4398 ²⁰	s H ₂ O, lig; msc EtOH, bz
169	Allyl acrylate		C ₆ H ₈ O ₂	999-55-3	112.127			121	0.9441 ²⁰	1.4320 ²⁰	sl H ₂ O; s EtOH, eth, acid
170	Allyl alcohol	2-Propen-1-ol	C ₃ H ₆ O	107-18-6	58.079	liq	-129	96.9(0.5)	0.8540 ²⁰	1.4135 ²⁰	msc H ₂ O, EtOH, eth; s chl
171	Allylamine	2-Propen-1-amine	C ₃ H ₇ N	107-11-9	57.095	liq	-88.2	54(2)	0.758 ²⁰	1.4205 ²⁰	msc H ₂ O, EtOH, eth; s chl
172	<i>N</i> -Allylaniline	Allylphenylamine	C ₉ H ₁₁ N	589-09-3	133.190			219	0.9736 ²⁵	1.563 ²⁰	sl H ₂ O; s EtOH, ace; msc eth
173	Allylbenzene	2-Propenylbenzene	C ₉ H ₁₀	300-57-2	118.175	liq	-40(4)	158(2)	0.8920 ²⁰	1.5131 ²⁰	i H ₂ O; s EtOH, eth, bz, ctc
174	α-Allylbenzenemethanol		C ₁₀ H ₁₂ O	936-58-3	148.201			228.5	1.004 ¹⁸	1.5289 ²¹	
175	Allyl benzoate		C ₁₀ H ₁₀ O ₂	583-04-0	162.185				1.0569 ¹⁵	1.5178 ²⁰	i H ₂ O; s EtOH, eth, ace, MeOH
176	Allyl butanoate		C ₇ H ₁₂ O ₂	2051-78-7	128.169			142	0.9017 ²⁰	1.4158 ²⁰	i H ₂ O; msc EtOH, eth; sl ctc
177	Allyl carbamate		C ₄ H ₇ NO ₂	2114-11-6	101.105						sl ctc
178	Allylchlorodimethylsilane		C ₅ H ₁₁ ClSi	4028-23-3	134.680			111	0.8964 ²⁰	1.4195 ²⁰	
179	Allyl chloroformate		C ₄ H ₅ ClO ₂	2937-50-0	120.535	hyg liq		109.5	1.136	1.4220 ²⁰	
180	Allyl <i>trans</i> -cinnamate	Allyl <i>trans</i> -3-phenyl-2-propenoate	C ₁₂ H ₁₂ O ₂	1866-31-5	188.222			268 dec	1.048 ²³	1.530 ²⁰	i H ₂ O; vs EtOH; msc eth; sl ctc
181	1-Allylcyclohexanol		C ₉ H ₁₆ O	1123-34-8	140.222			190	0.9341 ²²	1.4756 ²²	
182	1-Allylcyclohexene	1-(2-Propenyl)cyclohexene	C ₉ H ₁₄	13511-13-2	122.207	liq		159(9)			
183	Allylcyclopentane		C ₈ H ₁₄	3524-75-2	110.197	liq	-110.6(0.1)	127(4)	0.793 ²⁵	1.4412 ²⁰	s chl
184	Allyldiethoxymethylsilane		C ₈ H ₁₈ O ₂ Si	18388-45-9	174.314			155	0.8572 ²⁵	1.4104 ²⁰	
185	Allyldiethylamine	<i>N,N</i> -Diethyl-2-propen-1-amine	C ₇ H ₁₃ N	5666-17-1	113.201			110	0.7477 ²⁵	1.4209 ²⁰	
186	Allyldimethylamine	<i>N,N</i> -Dimethyl-2-propen-1-amine	C ₅ H ₁₁ N	2155-94-4	85.148			62(4)	0.7094 ²⁵	1.4010 ²⁰	
187	Allyl ethyl ether		C ₅ H ₁₀ O	557-31-3	86.132			65(4)	0.7651 ²⁰	1.3881 ²⁰	i H ₂ O; msc EtOH, eth; s ace
188	Allyl formate		C ₄ H ₆ O ₂	1838-59-1	86.090			83.6	0.9460 ²⁰		sl H ₂ O; s EtOH; msc eth
189	Allyl 2-furancarboxylate	Allyl 2-furanoate	C ₈ H ₈ O ₃	4208-49-5	152.148			207.5	1.115 ²⁵	1.4945 ²⁰	s eth, ace; sl ctc
190	Allyl glycidyl ether		C ₆ H ₁₀ O ₂	106-92-3	114.142			154	0.9698 ²⁰	1.4332 ²⁰	
191	Allyl hexanoate		C ₉ H ₁₈ O ₂	123-68-2	156.222			186	0.8869 ²⁰		
192	Allyl (hydroxymethyl)-carbamate		C ₅ H ₉ NO ₃	24935-97-5	131.130	cry (tol)	57				
193	Allyl isocyanate		C ₄ H ₅ NO	1476-23-9	83.089			88			
194	Allyl isothiocyanate		C ₄ H ₅ NS	57-06-7	99.155	liq	-80	160(6)	1.0126 ²⁰	1.5306 ²⁰	vs bz, eth, EtOH
195	Allyl methacrylate		C ₇ H ₁₀ O ₂	96-05-9	126.153			67 ⁵⁰	0.9335 ²⁰	1.4360 ²⁰	
196	4-Allyl-2-methoxyphenol	Eugenol	C ₁₀ H ₁₂ O ₂	97-53-0	164.201	liq	-7.5	254(7)	1.0652 ²⁰	1.5405 ²⁰	i H ₂ O; msc EtOH, eth; s chl, HOAc, oils
197	4-Allyl-2-methoxyphenyl acetate	1,3,4-Eugenol acetate	C ₁₂ H ₁₄ O ₃	93-28-7	206.237	pr (al)	30.5	281	1.0806 ²⁰	1.5205 ²⁰	i H ₂ O; s EtOH; sl ctc
198	Allyl 3-methylbutanoate		C ₈ H ₁₄ O ₂	2835-39-4	142.196			154			
199	Allylmethylchlorosilane		C ₄ H ₈ Cl ₂ Si	1873-92-3	155.099			119.5	1.0758 ²⁰	1.4419 ²⁰	
200	2-(Allyloxy)ethanol	Ethylene glycol monoallyl ether	C ₅ H ₁₀ O ₂	111-45-5	102.132			158.5	0.9580 ²⁰	1.4358 ²⁰	msc H ₂ O; vs EtOH; s bz, ctc, MeOH
201	2-Allylphenol		C ₉ H ₁₀ O	1745-81-9	134.174	liq	-6	220	1.0246 ¹⁵	1.5181 ²⁰	vs eth
202	4-Allylphenol	Chavicol	C ₉ H ₁₀ O	501-92-8	134.174		15.8	238	1.0203 ¹⁵	1.5441 ¹⁸	vs eth, EtOH, chl
203	Allyl phenyl ether		C ₉ H ₁₀ O	1746-13-0	134.174			190.5(0.8)	0.9811 ²⁰	1.5223 ²⁰	i H ₂ O; s EtOH; msc eth; sl ctc



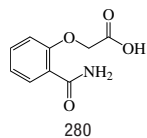
No.	Name	Synonym	Mol. Form.	CAS RN	Mol. Wt.	Physical Form	mp/°C	bp/°C	den g cm ⁻³	n _D	Solubility
204	Allyl propanoate	2-Propenyl propanoate	C ₈ H ₁₀ O ₂	2408-20-0	114.142			123(5)	0.9140 ²⁰	1.4105 ²⁰	s EtOH, eth, ace
205	<i>N</i> -Allyl-2-propen-1-amine	Diallylamine	C ₆ H ₁₁ N	124-02-7	97.158			112(3)		1.4387 ²⁰	s EtOH, eth
206	Allyl propyl disulfide		C ₈ H ₁₂ S ₂	2179-59-1	148.289			79 ¹³		1.5219 ²⁰	
207	3-(Allylsulfinyl)-L-alanine, (S)-	Alliin	C ₆ H ₁₁ NO ₃ S	556-27-4	177.221	nd (dil ac)	165				vs H ₂ O
208	Allylthiourea	Thiosinamine	C ₄ H ₆ N ₂ S	109-57-9	116.185	mcl or orth pr (w)	77(3)		1.217 ²⁰	1.5936 ⁷⁸	s H ₂ O, EtOH; sl eth; i bz
209	Allyltrichlorosilane	Trichloro-2-propenylsilane	C ₃ H ₅ Cl ₃ Si	107-37-9	175.517		35	118(3)	1.2011 ²⁰	1.4460 ²⁰	
210	Allyltriethoxysilane		C ₉ H ₂₀ O ₃ Si	2550-04-1	204.339			100 ²⁰	0.9030 ²⁰	1.4072 ²⁰	
211	Allyltrimethylsilane		C ₆ H ₁₄ Si	762-72-1	114.261			85	0.7158 ²⁵	1.4074 ²⁰	i H ₂ O
212	Allylurea		C ₄ H ₈ N ₂ O	557-11-9	100.119	nd (al)	85				msc H ₂ O, EtOH; sl eth, chl; i peth
213	Allyl vinyl ether	3-(Ethenyloxy)-1-propene	C ₅ H ₈ O	3917-15-5	84.117			66	0.7900 ²⁰	1.4062 ²⁰	i H ₂ O; s eth, ace, chl
214	Aloin A		C ₂₁ H ₂₂ O ₉	1415-73-2	418.395		149.3				s H ₂ O, EtOH, ace; sl eth, bz; i chl
215	Alphaprodine		C ₁₆ H ₂₃ NO ₂	15867-21-7	261.360	cry	103				
216	Alstonidine		C ₂₂ H ₂₄ N ₂ O ₄	25394-75-6	380.437	cry (eth)	189				vs ace, EtOH
217	Alstonine		C ₂₃ H ₂₆ N ₂ O ₃	642-18-2	348.395	ye nd (ace)	207 dec				
218	<i>D</i> -Altrose		C ₆ H ₁₂ O ₆	1990-29-0	180.155	pr (MeOH,al)	103.5				vs H ₂ O
219	Aluminum 2-butoxide	2-Butanol, aluminum salt	C ₁₂ H ₂₇ AlO ₃	2269-22-9	246.322			197 ²⁰			
220	Aluminum distearate	Hydroxyaluminum distearate	C ₃₆ H ₇₁ AlO ₅	300-92-5	610.928	wh pow	145				i H ₂ O
221	Aluminum ethanolate	Aluminum ethoxide	C ₆ H ₁₂ AlO ₃	555-75-9	162.163	liq/wh solid	140	200 ⁷			dec H ₂ O; sl xyl
222	Aluminum isopropoxide		C ₉ H ₂₁ AlO ₃	555-31-7	204.243	hyg wh solid	119	135 ¹⁰			reac H ₂ O; s EtOH, bz, peth, chl
223	Alverine	<i>N</i> -Ethyl-bis(3-phenylpropyl)- amine	C ₂₀ H ₂₇ N	150-59-4	281.435	oil		166 ^{9,3}			
224	α-Amanitin		C ₃₉ H ₅₄ N ₁₀ O ₁₄ S	23109-05-9	918.970	nd	254 dec				
225	Amaranth dye		C ₂₀ H ₁₁ N ₂ Na ₃ O ₁₀ S ₃	915-67-3	604.472	dk red pow					s H ₂ O
226	Ametryn		C ₉ H ₁₇ N ₃ S	834-12-8	227.330		83.6(0.5)				
227	Amminetrimethylboron		C ₃ H ₁₂ BN	1830-95-1	72.945		73.5				
228	19-Amino-8,11,13-abieta- triene		C ₂₀ H ₃₁ N	1446-61-3	285.467	cry	44.5				
229	2-Aminoacetamide		C ₂ H ₆ N ₂ O	598-41-4	74.081	hyg nd (chl)	67.5				vs H ₂ O, EtOH; sl eth, bz; s ace, chl
230	Aminoacetonitrile		C ₂ H ₄ N ₂	540-61-4	56.066			58 ¹⁵			vs EtOH
231	Aminoacetonitrile monohydrochloride		C ₂ H ₅ ClN ₂	6011-14-9	92.527	hyg cry (al)	165 dec				
232	α-Aminoacetophenone hydrochloride		C ₈ H ₁₀ ClNO	5468-37-1	171.624		194 dec				
233	1-Aminoadamantane hydrochloride	Adamantanamine hydrochloride	C ₁₀ H ₁₈ ClN	665-66-7	187.710	cry (al-eth)	360 dec				vs H ₂ O, EtOH
234	2-Aminoadipic acid		C ₆ H ₁₁ NO ₄	626-71-1	161.156	pl (w)	207.0				sl H ₂ O, EtOH, eth
235	3-Aminoalanine	2,3-Diaminopropionic acid	C ₃ H ₈ N ₂ O ₂	515-94-6	104.108	hyg rosettes	110				vs H ₂ O
236	1-Amino-9,10-anthracene- dione	1-Aminoanthraquinone	C ₁₄ H ₉ NO ₂	82-45-1	223.227	red nd (al)	253.5	sub			vs ace, bz, EtOH, chl
237	2-Amino-9,10-anthracene- dione	2-Aminoanthraquinone	C ₁₄ H ₉ NO ₂	117-79-3	223.227	red nd (al, HOAc)	304.5	sub			i H ₂ O, eth; sl EtOH; s ace, bz, chl
238	4-Aminoazobenzene		C ₁₂ H ₁₁ N ₃	60-09-3	197.235	oran mcl nd (al)	125(1)	>360			sl H ₂ O, lig; s EtOH, eth, bz, chl
239	2-Aminobenzaldehyde		C ₇ H ₇ NO	529-23-7	121.137	silv lf	40.5	80 ²			sl H ₂ O; vs EtOH, eth; s bz, chl; i lig
240	3-Aminobenzaldehyde		C ₇ H ₇ NO	1709-44-0	121.137	nd (AcOEt)	29				s eth, acid
241	4-Aminobenzaldehyde		C ₇ H ₇ NO	556-18-3	121.137	pl (w)	71.5				s H ₂ O, EtOH, eth, acid
242	2-Aminobenzamide		C ₇ H ₈ N ₂ O	88-68-6	136.151		110.5 dec				s H ₂ O, EtOH; sl eth, bz; vs AcOEt
243	4-Aminobenzamide		C ₇ H ₈ N ₂ O	2835-68-9	136.151	ye cry (+1/4w)	183				sl H ₂ O; s EtOH, eth
244	α-Aminobenzeneacetic acid, (±)-	α-Phenylglycine	C ₈ H ₉ NO ₂	2835-06-5	151.163	pl	292 dec	255 sub			s alk; sl os
245	4-Aminobenzeneacetic acid	<i>p</i> -Aminophenylacetic acid	C ₈ H ₉ NO ₂	1197-55-3	151.163	pl (w)	195(1)				i H ₂ O; sl EtOH, DMSO



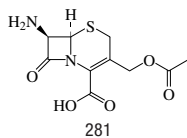
No.	Name	Synonym	Mol. Form.	CAS RN	Mol. Wt.	Physical Form	mp/°C	bp/°C	den g cm ⁻³	<i>n</i> _D	Solubility
246	5-Amino-1,3-benzenedicarboxylic acid		C ₈ H ₇ NO ₄	99-31-0	181.147	pr(al), pl(w)	360	sub			i H ₂ O; sl EtOH
247	4-Aminobenzenethanol		C ₈ H ₁₁ NO	104-10-9	137.179	nd (al)	108				
248	2-Aminobenzenemethanamine		C ₇ H ₁₀ N ₂	4403-69-4	122.167		61	269			vs EtOH
249	2-Aminobenzenemethanol		C ₇ H ₉ NO	5344-90-1	123.152		83.5	273			s H ₂ O, EtOH, eth, HOAc; vs bz, chl
250	4-Aminobenzenesulfonamide	Sulfanilamide	C ₆ H ₈ N ₂ O ₂ S	63-74-1	172.205	lf (dil al)	162.2(0.4)		1.08 ²⁵		s H ₂ O, EtOH, eth, ace; sl chl, peth
251	2-Aminobenzenesulfonic acid	Orthanilic acid	C ₆ H ₇ NO ₃ S	88-21-1	173.190	pr (+ 1/2w)	>320 dec				sl H ₂ O; i EtOH, eth
252	3-Aminobenzenesulfonic acid	Metanilic acid	C ₆ H ₇ NO ₃ S	121-47-1	173.190	nd, pr (w +1)	dec				sl H ₂ O, EtOH; i eth
253	4-Aminobenzenesulfonic acid	Sulfanilic acid	C ₆ H ₇ NO ₃ S	121-57-3	173.190	orth pl or mcl (w+2)	288		1.485 ²⁵		sl H ₂ O; i EtOH, eth
254	4-Aminobenzenesulfonyl fluoride	<i>p</i> -Sulfanilyl fluoride	C ₆ H ₆ FO ₂ S	98-62-4	175.181		68.5				
255	2-Aminobenzenethiol		C ₆ H ₇ NS	137-07-5	125.192		26	234		1.4606 ²⁰	s EtOH, eth
256	4-Aminobenzenethiol		C ₆ H ₇ NS	1193-02-8	125.192		46	143 ¹⁷			s H ₂ O, EtOH
257	2-Aminobenzonitrile		C ₇ H ₆ N ₂	1885-29-6	118.136	ye pr (CS ₂) nd (peth)	51	263			sl H ₂ O; vs EtOH, eth, ace, bz; i peth
258	3-Aminobenzonitrile		C ₇ H ₆ N ₂	2237-30-1	118.136	nd (dil al or CCl ₄)	53(2)	289			sl H ₂ O; vs EtOH, eth, ace, chl
259	4-Aminobenzonitrile		C ₇ H ₆ N ₂	873-74-5	118.136	pr or pl (w)	86.2(0.5)				sl H ₂ O, ctc; vs EtOH, eth, ace, bz
260	4-Aminobenzophenone		C ₁₃ H ₁₁ NO	1137-41-3	197.232	lf (dil al)	123(2)	246 ¹³			sl H ₂ O, tfa; s EtOH, eth, HOAc
261	<i>N</i> -(4-Aminobenzoyl)- <i>L</i> -glutamic acid		C ₁₂ H ₁₄ N ₂ O ₅	4271-30-1	266.249	cry (w)	173				
262	<i>N</i> -(4-Aminobenzoyl)glycine	<i>p</i> -Aminohippuric acid	C ₉ H ₁₀ N ₂ O ₃	61-78-9	194.186	pr or nd (w)	198.5				vs ace, bz, EtOH
263	2-Aminobiphenyl		C ₁₂ H ₁₁ N	90-41-5	169.222	lf (dil al)	49.13(0.04)	298.3(0.2)			i H ₂ O; s EtOH, eth, bz; sl DMSO, peth
264	3-Aminobiphenyl		C ₁₂ H ₁₁ N	2243-47-2	169.222	nd	31.5				sl H ₂ O; s EtOH, eth, ace, bz
265	4-Aminobiphenyl	<i>p</i> -Biphenylamine	C ₁₂ H ₁₁ N	92-67-1	169.222	lf (dil al)	51.0(0.6)	302			sl H ₂ O; s EtOH, eth, ace, chl
266	2-Amino-5-bromobenzoic acid	5-Bromoanthranilic acid	C ₇ H ₆ BrNO ₂	5794-88-7	216.033	nd	219.5				s DMSO
267	1-Amino-4-bromo-9,10-dihydro-9,10-dioxo-2-anthracenesulfonic acid	1-Amino-4-bromoanthraquinone-2-sulfonic acid	C ₁₄ H ₈ BrNO ₅ S	116-81-4	382.187	red nd (w)					
268	<i>DL</i> -2-Aminobutanoic acid		C ₄ H ₉ NO ₂	2835-81-6	103.120	lf (w)	304 dec	sub	1.2300 ²⁰		vs H ₂ O; sl EtOH; i eth, bz
269	<i>L</i> -2-Aminobutanoic acid		C ₄ H ₉ NO ₂	1492-24-6	103.120	lf (dil al), cry (al)	292 dec				s H ₂ O; sl EtOH, eth; i bz
270	<i>DL</i> -3-Aminobutanoic acid		C ₄ H ₉ NO ₂	2835-82-7	103.120	nd (al)	194.3				vs H ₂ O; i EtOH, eth, bz
271	4-Aminobutanoic acid	<i>γ</i> -Aminobutyric acid	C ₄ H ₉ NO ₂	56-12-2	103.120	pr or nd (al) lf (MeOH-eth)	203 dec				vs H ₂ O; sl EtOH, ace; i eth, bz
272	2-Amino-1-butanol, (±)-		C ₄ H ₁₁ NO	13054-87-0	89.136	liq	-1.0	178(9)	0.9162 ²⁰	1.4489 ²⁵	msc H ₂ O, EtOH, eth; sl chl
273	4-Amino-1-butanol		C ₄ H ₁₁ NO	13325-10-5	89.136			203(11)	0.967 ¹²	1.4625 ²⁰	s H ₂ O, EtOH; i eth
274	4-Amino- <i>N</i> -[(butylamino)-carbonyl]benzenesulfonamide	Carbutamide	C ₁₁ H ₁₇ N ₃ O ₃ S	339-43-5	271.336		144.5				
275	Aminocarb		C ₁₁ H ₁₆ N ₂ O ₂	2032-59-9	208.257	cry	95.0(0.3)				sl H ₂ O, bz; s ace
276	<i>N</i> -(Aminocarbonyl)acetamide		C ₃ H ₆ N ₂ O ₂	591-07-1	102.092		218	180 sub			sl H ₂ O, eth; s EtOH
277	[4-[(Aminocarbonyl)amino]-phenyl]arsonic acid	Carbarsone	C ₇ H ₆ AsN ₂ O ₄	121-59-5	260.079	nd (w)	174				sl H ₂ O, DMSO, EtOH; i eth, chl; s alk
278	<i>N</i> -(Aminocarbonyl)-2-bromo-2-ethylbutanamide	Carbromal	C ₇ H ₁₃ BrN ₂ O ₂	77-65-6	237.094	orth (dil al)	118		1.544 ²⁵		sl H ₂ O, chl; s ace, bz
279	<i>N</i> -(Aminocarbonyl)-2-bromo-3-methylbutanamide	Bromisovalum	C ₆ H ₁₁ BrN ₂ O ₂	496-67-3	223.067	nd or lf (to)	154	sub	1.56 ¹⁵		vs ace, bz, eth, EtOH

246
5-Amino-1,3-benzenedicarboxylic acid247
4-Aminobenzeneethanol248
2-Aminobenzeneethanamine249
2-Aminobenzeneethanol250
4-Aminobenzenesulfonamide251
2-Aminobenzenesulfonic acid252
3-Aminobenzenesulfonic acid253
4-Aminobenzenesulfonic acid254
4-Aminobenzenesulfonyl fluoride255
2-Aminobenzenethiol256
4-Aminobenzenethiol257
2-Aminobenzonitrile258
3-Aminobenzonitrile259
4-Aminobenzonitrile260
4-Aminobenzophenone261
N-(4-Aminobenzoyl)-*L*-glutamic acid262
N-(4-Aminobenzoyl)glycine263
2-Aminobiphenyl264
3-Aminobiphenyl265
4-Aminobiphenyl266
2-Amino-5-bromobenzoic acid267
1-Amino-4-bromo-9,10-dihydro-9,10-dioxo-2-anthracenesulfonic acid268
DL-2-Aminobutanoic acid269
L-2-Aminobutanoic acid270
DL-3-Aminobutanoic acid271
4-Aminobutanoic acid272
2-Amino-1-butanol, (±)-273
4-Amino-1-butanol274
4-Amino-*N*-[(butylamino)carbonyl]benzenesulfonamide275
Aminocarb276
N-(Aminocarbonyl)acetamide277
[4-[(Aminocarbonyl)amino]phenyl]arsonic acid278
N-(Aminocarbonyl)-2-bromo-2-ethylbutanamide279
N-(Aminocarbonyl)-2-bromo-3-methylbutanamide

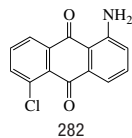
No.	Name	Synonym	Mol. Form.	CAS RN	Mol. Wt.	Physical Form	mp/°C	bp/°C	den g cm ⁻³	n _D	Solubility
280	[2-(Aminocarbonyl)phenoxy]-acetic acid	Salicylamide <i>O</i> -acetic acid	C ₉ H ₉ NO ₄	25395-22-6	195.172		221				s alk
281	7-Aminocephalosporanic acid		C ₁₀ H ₁₂ N ₂ O ₅ S	957-68-6	272.277	cry					
282	1-Amino-5-chloro-9,10-anthracenedione	1-Amino-5-chloroanthraquinone	C ₁₄ H ₉ ClNO ₂	117-11-3	257.673		212				
283	4-Amino-6-chloro-1,3-benzenedisulfonamide	Chloraminophenamide	C ₆ H ₆ ClN ₂ O ₄ S ₂	121-30-2	285.729		254.5				
284	5-Amino-2-chlorobenzenesulfonic acid	6-Chlorometanilic acid	C ₆ H ₆ ClNO ₃ S	88-43-7	207.635	nd (w)	280 dec				
285	2-Amino-5-chlorobenzoic acid		C ₇ H ₆ ClNO ₂	635-21-2	171.582		211				
286	5-Amino-2-chlorobenzoic acid		C ₇ H ₆ ClNO ₂	89-54-3	171.582		188		1.519 ¹⁵		vs EtOH
287	2-Amino-5-chlorobenzo-phenone	2-Benzoyl-4-chloroaniline	C ₁₃ H ₁₀ ClNO	719-59-5	231.677	ye nd	100.5				vs H ₂ O, EtOH, peth, chl
288	2-Amino-4-chloro-5-methylbenzenesulfonic acid	2-Chloro- <i>p</i> -toluidine-5-sulfonic acid	C ₇ H ₆ ClNO ₃ S	88-51-7	221.662	short nd (w)					
289	2-Amino-4-chlorophenol	2-Hydroxy-5-chloroaniline	C ₆ H ₆ ClNO	95-85-2	143.571		140				sl DMSO
290	1-Aminocyclopentanecarboxylic acid	Cycloleucine	C ₆ H ₁₁ NO ₂	52-52-8	129.157	cry (al-w)	330 dec				
291	7-Aminodeacetoxycephalosporanic acid		C ₈ H ₁₀ N ₂ O ₃ S	22252-43-3	214.241		241 dec				
292	1-Amino-1-deoxy- <i>D</i> -glucitol	Glucamine	C ₆ H ₁₅ NO ₅	488-43-7	181.187	cry (MeOH)	127				vs H ₂ O, EtOH
293	2-Amino-2-deoxy- <i>D</i> -glucose	<i>D</i> -Glucosamine	C ₆ H ₁₃ NO ₅	3416-24-8	179.171						vs H ₂ O
294	1-Amino-2,4-dibromo-9,10-anthracenedione		C ₁₄ H ₇ Br ₂ NO ₂	81-49-2	381.020	red nd (xyl)	226				
295	3-Amino-2,5-dichlorobenzoic acid	Chloramben	C ₇ H ₅ Cl ₂ NO ₂	133-90-4	206.027		202(1)				sl DMSO
296	2-Amino-2',5-dichlorobenzo-phenone		C ₁₃ H ₉ Cl ₂ NO	2958-36-3	266.122		≈80				
297	2-Amino-4,6-dichlorophenol		C ₆ H ₅ Cl ₂ NO	527-62-8	178.016	long nd (CS ₂)	95.5	70 sub			
298	4-Amino-2,6-dichlorophenol		C ₆ H ₅ Cl ₂ NO	5930-28-9	178.016	nd or lf (w, bz)	168	sub			i H ₂ O; vs EtOH, eth; s ace; sl bz, HOAc
299	2-Amino-1,7-dihydro-7-methyl-6 <i>H</i> -purin-6-one	7-Methylguanine	C ₆ H ₇ N ₅ O	578-76-7	165.153		370				
300	5-Amino-2,3-dihydro-1,4-phthalazinedione	Luminol	C ₈ H ₇ N ₃ O ₂	521-31-3	177.161	ye nd (al)	330.5				i H ₂ O; sl EtOH, eth; vs alk; s HOAc
301	2-Amino-1,7-dihydro-6 <i>H</i> -purine-6-thione	Thioguanine	C ₅ H ₅ N ₅ S	154-42-7	167.193		>360				
302	6-Amino-1,3-dihydro-2 <i>H</i> -purin-2-one	Isoguanine	C ₅ H ₅ N ₅ O	3373-53-3	151.127		>360				i H ₂ O
303	2-Amino-3,4-dimethylimidazo[4,5- <i>f</i>]-quinoline	Me-IQ	C ₁₂ H ₁₂ N ₄	77094-11-2	212.250	cry	297				
304	2-Amino-4,6-dinitrophenol	Picramic acid	C ₆ H ₅ N ₃ O ₅	96-91-3	199.121	dk red nd (al) pr (chl)	168(1)				vs bz, EtOH
305	2-Aminoethanesulfonic acid	Taurine	C ₂ H ₇ NO ₃ S	107-35-7	125.147	mcl pr (w)	328				vs H ₂ O
306	1-Aminoethanol	Acetaldehyde ammonia	C ₂ H ₇ NO	75-39-8	61.083	orth (eth-al)	97	110 dec			s H ₂ O; sl eth
307	2-(2-Aminoethoxy)ethanol	Diglycolamine	C ₄ H ₁₁ NO ₂	929-06-6	105.136		-12.5	223.1(0.1)	1.0572 ²⁰		
308	<i>N</i> -(2-Aminoethyl)acetamide		C ₄ H ₁₀ N ₂ O	1001-53-2	102.134		51				s H ₂ O, EtOH, bz; i eth
309	6-Amino-3-ethyl-1-allyl-2,4(1 <i>H</i> ,3 <i>H</i>)-pyrimidinedione	Aminometradine	C ₉ H ₁₃ N ₃ O ₂	642-44-4	195.218	cry (+1w, w)	143				
310	1-[(2-Aminoethyl)amino]-2-propanol	<i>N</i> -(2-Hydroxypropyl)-ethylenediamine	C ₅ H ₁₄ N ₂ O	123-84-2	118.177			94 ³	0.9837 ²⁵	1.4738 ²⁰	
311	4-(2-Aminoethyl)-1,2-benzenediol, hydrochloride	Dopamine hydrochloride	C ₈ H ₁₂ ClNO ₂	62-31-7	189.640	nd (w)	241 dec				vs H ₂ O, MeOH
312	α-(1-Aminoethyl)-benzenemethanol, [<i>S</i> -(<i>R</i> *, <i>R</i> *)]-		C ₉ H ₁₃ NO	492-39-7	151.205	pl(MeOH)	77.5				vs eth, EtOH, chl
313	α-(1-Aminoethyl)-benzenemethanol, hydrochloride		C ₉ H ₁₄ ClNO	53631-70-2	187.666		198.5				s H ₂ O
314	<i>N</i> -(2-Aminoethyl)ethanolamine		C ₄ H ₁₂ N ₂ O	111-41-1	104.150			242(5)	1.0286 ²⁰	1.4863 ²⁰	msc H ₂ O, EtOH; s ace; sl bz, liq
315	4-(2-Aminoethyl)phenol	Tyramine	C ₈ H ₁₁ NO	51-67-2	137.179	pl or nd (bz, w), cry (al)	164.5	206 ²⁵			sl H ₂ O, bz, DMSO; s EtOH, xyl; i tol
316	<i>N</i> -(2-Aminoethyl)-1,3-propanediamine	<i>N</i> -(3-Aminopropyl)-ethylenediamine	C ₅ H ₁₅ N ₃	13531-52-7	117.193			87 ³		1.4805 ²⁵	
317	2-Amino-2-ethyl-1,3-propanediol		C ₅ H ₁₃ NO ₂	115-70-8	119.163		37.5	152 ¹⁰	1.099 ²⁰	1.490 ²⁰	msc H ₂ O



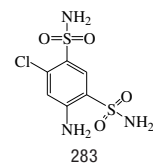
[2-(Aminocarbonyl)phenoxy]acetic acid



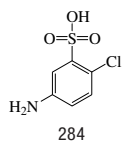
7-Aminocephalosporanic acid



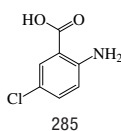
1-Amino-5-chloro-9,10-anthracenedione



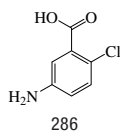
4-Amino-6-chloro-1,3-benzenedisulfonamide



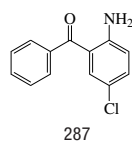
5-Amino-2-chlorobenzenesulfonic acid



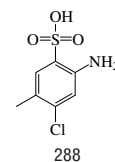
2-Amino-5-chlorobenzoic acid



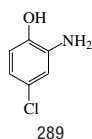
5-Amino-2-chlorobenzoic acid



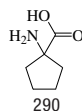
2-Amino-5-chlorobenzophenone



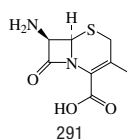
2-Amino-4-chloro-5-methylbenzenesulfonic acid



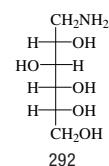
2-Amino-4-chlorophenol



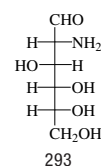
1-Aminocyclopentanecarboxylic acid



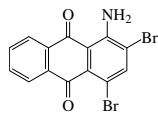
7-Amino-2-deoxycephalosporanic acid



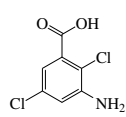
1-Amino-1-deoxy-D-glucitol



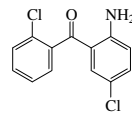
2-Amino-2-deoxy-D-glucose



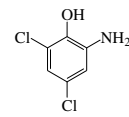
1-Amino-2,4-dibromo-9,10-anthracenedione



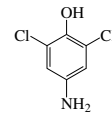
3-Amino-2,5-dichlorobenzoic acid



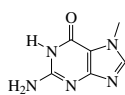
2-Amino-2',5'-dichlorobenzophenone



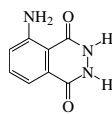
2-Amino-4,6-dichlorophenol



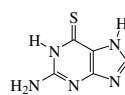
4-Amino-2,6-dichlorophenol



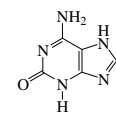
2-Amino-1,7-dihydro-7-methyl-6H-purin-6-one



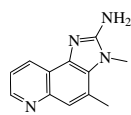
5-Amino-2,3-dihydro-1,4-phthalazinedione



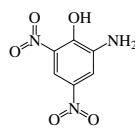
2-Amino-1,7-dihydro-6H-purine-6-thione



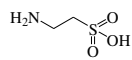
6-Amino-1,3-dihydro-2H-purin-2-one



2-Amino-3,4-dimethylimidazo[4,5-f]quinoline



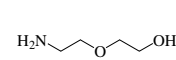
2-Amino-4,6-dinitrophenol



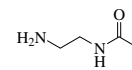
2-Aminoethanesulfonic acid



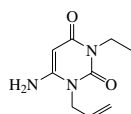
1-Aminoethanol



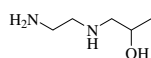
2-(2-Aminoethoxy)ethanol



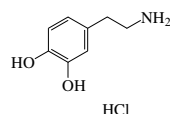
N-(2-Aminoethyl)acetamide



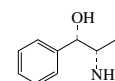
6-Amino-3-ethyl-1-allyl-2,4-(1H,3H)-pyrimidinedione



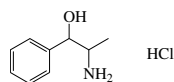
1-[(2-Aminoethyl)amino]-2-propanol



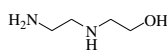
4-(2-Aminoethyl)-1,2-benzenediol, hydrochloride



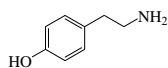
α-(1-Aminoethyl)benzenemethanol, [S-(R*,R*)]-



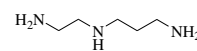
α-(1-Aminoethyl)benzenemethanol, hydrochloride



N-(2-Aminoethyl)ethanolamine



4-(2-Aminoethyl)phenol

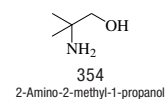
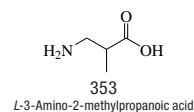
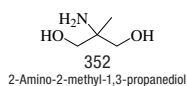
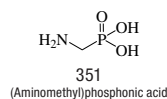
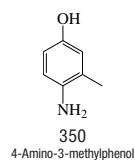
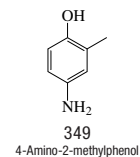
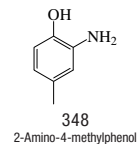
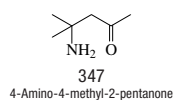
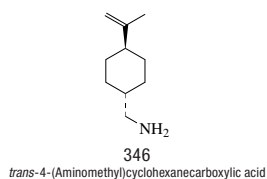
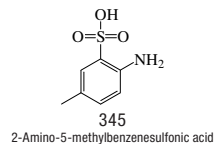
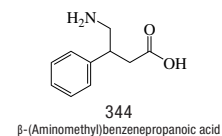
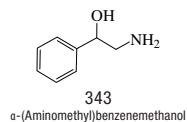
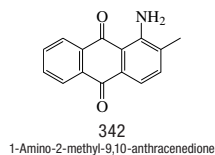
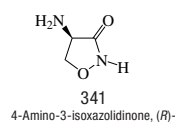
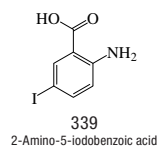
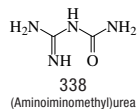
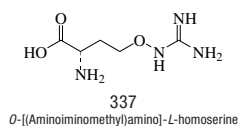
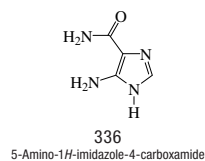
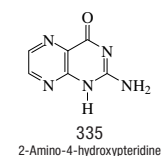
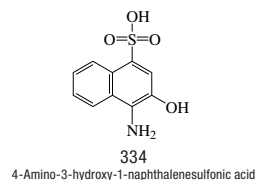
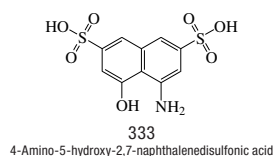
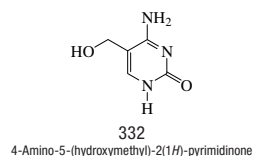
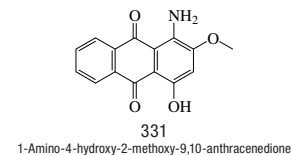
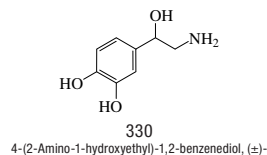
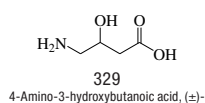
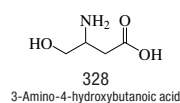
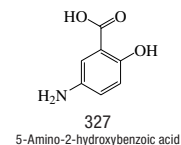
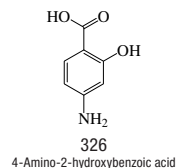
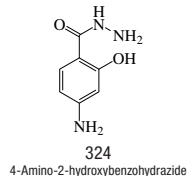
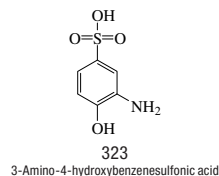
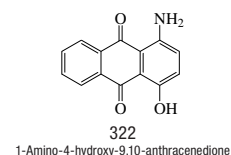
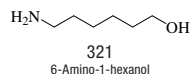
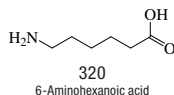
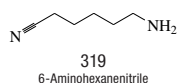
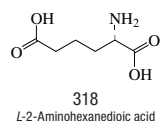


N-(2-Aminoethyl)-1,3-propanediamine

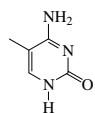


2-Amino-2-ethyl-1,3-propanediol

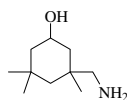
No.	Name	Synonym	Mol. Form.	CAS RN	Mol. Wt.	Physical Form	mp/°C	bp/°C	den g cm ⁻³	n _D	Solubility
318	<i>L</i> -2-Aminohexanedioic acid	2-Aminoadipic acid	C ₆ H ₁₁ NO ₄	542-32-5	161.156	cry (EtOH, w)	205 dec				sl H ₂ O; EtOH, eth
319	6-Aminohexanenitrile	5-Cyano-1-pentylamine	C ₆ H ₁₂ N ₂	2432-74-8	112.172	liq		118 ¹⁶			
320	6-Aminohexanoic acid	ε-Aminocaproic acid	C ₆ H ₁₃ NO ₂	60-32-2	131.173	lf (eth)	205				vs H ₂ O; i EtOH; sl MeOH
321	6-Amino-1-hexanol		C ₆ H ₁₅ NO	4048-33-3	117.189		57	137 ³⁰			
322	1-Amino-4-hydroxy-9,10-anthracenedione		C ₁₄ H ₉ NO ₃	116-85-8	239.226		216.5				s EtOH, ace
323	3-Amino-4-hydroxybenzene-sulfonic acid		C ₆ H ₇ NO ₄ S	98-37-3	189.190	orth (w+1)	>300				sl H ₂ O; i EtOH, eth
324	4-Amino-2-hydroxybenzohydrazide	<i>p</i> -Aminosalicylic acid hydrazide	C ₇ H ₉ N ₃ O ₂	6946-29-8	167.165	nd (al)	195				vs EtOH
325	2-Amino-3-hydroxybenzoic acid		C ₇ H ₇ NO ₃	548-93-6	153.136	lf (w)	253.5				sl H ₂ O; s EtOH, eth, chl
326	4-Amino-2-hydroxybenzoic acid	<i>p</i> -Aminosalicylic acid	C ₇ H ₇ NO ₃	65-49-6	153.136	nd, pl (al-eth)	150 dec				s H ₂ O, EtOH, eth, ace; i bz, peth, chl
327	5-Amino-2-hydroxybenzoic acid	Mesalamine	C ₇ H ₇ NO ₃	89-57-6	153.136		281.0(0.5)				sl H ₂ O; i EtOH
328	3-Amino-4-hydroxybutanoic acid	γ-Hydroxy-β-aminobutyric acid	C ₄ H ₉ NO ₃	589-44-6	119.119	pr	216				vs H ₂ O; sl EtOH, chl, eth, AcOEt
329	4-Amino-3-hydroxybutanoic acid, (±)-		C ₄ H ₉ NO ₃	924-49-2	119.119	pr (w), cry (dil al)	218				vs H ₂ O
330	4-(2-Amino-1-hydroxyethyl)-1,2-benzenediol, (±)-		C ₈ H ₁₁ NO ₃	138-65-8	169.178		189 dec				
331	1-Amino-4-hydroxy-2-methoxy-9,10-anthracenedione		C ₁₅ H ₁₁ NO ₄	2379-90-0	269.253						sl chl
332	4-Amino-5-(hydroxymethyl)-2(1 <i>H</i>)-pyrimidinone	5-Hydroxymethylcytosine	C ₅ H ₇ N ₃ O ₂	1123-95-1	141.129		>300 dec				
333	4-Amino-5-hydroxy-2,7-naphthalenedisulfonic acid	1-Naphthol-8-amino-3,6-disulfonic acid	C ₁₀ H ₉ NO ₇ S ₂	90-20-0	319.311						sl H ₂ O, EtOH, eth
334	4-Amino-3-hydroxy-1-naphthalenesulfonic acid	1-Amino-2-naphthol-4-sulfonic acid	C ₁₀ H ₉ NO ₄ S	116-63-2	239.248	gray nd					i H ₂ O, EtOH, bz; s alk
335	2-Amino-4-hydroxypteridine		C ₆ H ₆ N ₅ O	2236-60-4	163.137	ye cry	>360				
336	5-Amino-1 <i>H</i> -imidazole-4-carboxamide		C ₄ H ₆ N ₄ O	360-97-4	126.117	cry (EtOH)	170				
337	<i>O</i> -[(Aminiminomethyl)amino]- <i>L</i> -homoserine	Canavanine	C ₅ H ₁₂ N ₄ O ₃	543-38-4	176.174	cry (al)	172				vs H ₂ O
338	(Aminiminomethyl)urea		C ₂ H ₆ N ₄ O	141-83-3	102.095	pr	105	160 dec			s H ₂ O, py; sl EtOH; i eth, bz, chl, CS ₂
339	2-Amino-5-iodobenzoic acid		C ₇ H ₆ INO ₂	5326-47-6	263.033		220 dec				sl H ₂ O, tfa; vs EtOH, eth, ace; s bz
340	4-Amino-1 <i>H</i> -isindole-1,3(2 <i>H</i>)-dione		C ₈ H ₆ N ₂ O ₂	2518-24-3	162.146		269.5				
341	4-Amino-3-isoxazolidinone, (<i>R</i>)-	Cycloserine	C ₃ H ₆ N ₂ O ₂	68-41-7	102.092		155 dec				s H ₂ O; sl MeOH
342	1-Amino-2-methyl-9,10-anthracenedione	1-Amino-2-methylanthraquinone	C ₁₅ H ₁₁ NO ₂	82-28-0	237.254		205.5				i H ₂ O; s EtOH, bz, chl; sl eth
343	α-(Aminomethyl)-benzenemethanol	Phenylethanolamine	C ₈ H ₁₁ NO	7568-93-6	137.179		56.5	160 ¹⁷			vs H ₂ O; s EtOH
344	β-(Aminomethyl)-benzenepropanoic acid	4-Amino-3-phenylbutyric acid	C ₁₀ H ₁₃ NO ₂	1078-21-3	179.216		252 dec				
345	2-Amino-5-methylbenzenesulfonic acid		C ₇ H ₉ NO ₃ S	88-44-8	187.216	lt ye nd	132 dec				vs H ₂ O
346	<i>trans</i> -4-(Aminomethyl)-cyclohexanecarboxylic acid	Tranexamic acid	C ₈ H ₁₅ NO ₂	1197-18-8	157.211		249(4)				vs H ₂ O
347	4-Amino-4-methyl-2-pentanone	Diacetonamine	C ₆ H ₁₃ NO	625-04-7	115.173			25 ^{0.14}			s H ₂ O; msc EtOH, eth
348	2-Amino-4-methylphenol		C ₇ H ₉ NO	95-84-1	123.152	cry (w), orth (bz), lf or nd	136	sub			sl H ₂ O, bz; s EtOH, eth, chl; i lig
349	4-Amino-2-methylphenol		C ₇ H ₉ NO	2835-96-3	123.152	nd or lf (bz)	176.5	sub			sl H ₂ O, bz; s EtOH, eth
350	4-Amino-3-methylphenol		C ₇ H ₉ NO	2835-99-6	123.152	pr (dil al) cry (bz)	179				sl H ₂ O; vs EtOH, eth; s DMSO
351	(Aminomethyl)phosphonic acid		CH ₃ NO ₂ P	1066-51-9	111.038	cry	309				
352	2-Amino-2-methyl-1,3-propanediol		C ₄ H ₁₁ NO ₂	115-69-5	105.136		110.93(0.05)	151 ¹⁰			vs H ₂ O; s EtOH
353	<i>L</i> -3-Amino-2-methylpropanoic acid		C ₄ H ₉ NO ₂	144-90-1	103.120	cry (w)	185				
354	2-Amino-2-methyl-1-propanol	2-Aminoisobutanol	C ₄ H ₁₁ NO	124-68-5	89.136		25.5	163.8(0.8)	0.934 ²⁰	1.449 ²⁰	msc H ₂ O; s ctc



No.	Name	Synonym	Mol. Form.	CAS RN	Mol. Wt.	Physical Form	mp/°C	bp/°C	den g cm ⁻³	n _D	Solubility
355	4-Amino-5-methyl-2(1 <i>H</i>)-pyrimidinone	5-Methylcytosine	C ₅ H ₇ N ₃ O	554-01-8	125.129	pr (w+1/2)	270 dec				s H ₂ O, acid; sl EtOH; i eth
356	3-(Aminomethyl)-3,5,5-trimethylcyclohexanol	1-Hydroxy-3-aminomethyl-3,5,5-trimethylcyclohexane	C ₁₀ H ₂₁ NO	15647-11-7	171.280		45.5	265	0.969 ²⁵	1.4904 ²⁰	
357	3-Amino-2-naphthalene-carboxylic acid	3-Amino-2-naphthoic acid	C ₁₁ H ₉ NO ₂	5959-52-4	187.195	ye lf (dil al)	216.5				s EtOH, eth
358	2-Amino-1,4-naphthalenedione		C ₁₀ H ₇ NO ₂	2348-81-4	173.169		207				i H ₂ O, alk; s EtOH, eth, HOAc
359	7-Amino-1,3-naphthalenedisulfonic acid	Amido-G-Acid	C ₁₀ H ₉ NO ₆ S ₂	86-65-7	303.311	mcl pr or nd (w+4)	274				vs H ₂ O, EtOH
360	2-Amino-1,5-naphthalenedisulfonic acid	2-Naphthylamine-1,5-disulfonic acid	C ₁₀ H ₉ NO ₆ S ₂	117-62-4	303.311		>300				
361	4-Amino-1,6-naphthalenedisulfonic acid	1-Naphthylamine-4,7-disulfonic acid	C ₁₀ H ₉ NO ₆ S ₂	85-75-6	303.311						vs H ₂ O
362	4-Amino-1,7-naphthalenedisulfonic acid	1-Naphthylamine-4,6-disulfonic acid	C ₁₀ H ₉ NO ₆ S ₂	85-74-5	303.311						vs H ₂ O, EtOH
363	2-Amino-1-naphthalenesulfonic acid	2-Naphthylamine-1-sulfonic acid	C ₁₀ H ₉ NO ₃ S	81-16-3	223.248	sc(hot w)					s DMSO
364	4-Amino-1-naphthalenesulfonic acid	1-Naphthylamine-4-sulfonic acid	C ₁₀ H ₉ NO ₃ S	84-86-6	223.248	wh nd (w+1/2) red-br cry	dec		1.6703 ²⁵		i H ₂ O; sl EtOH; s MeOH, py
365	5-Amino-1-naphthalenesulfonic acid	1-Naphthylamine-5-sulfonic acid	C ₁₀ H ₉ NO ₃ S	84-89-9	223.248	wh cry					s H ₂ O; i eth
366	6-Amino-1-naphthalenesulfonic acid	2-Naphthylamine-5-sulfonic acid	C ₁₀ H ₉ NO ₃ S	81-05-0	223.248	nd(w)					i H ₂ O, EtOH, eth
367	7-Amino-1-naphthalenesulfonic acid	Badische acid	C ₁₀ H ₉ NO ₃ S	86-60-2	223.248	nd (w+1), pl (aq ace)					vs HOAc
368	8-Amino-1-naphthalenesulfonic acid	1-Naphthylamine-8-sulfonic acid	C ₁₀ H ₉ NO ₃ S	82-75-7	223.248	nd					vs gl HOAc
369	6-Amino-2-naphthalenesulfonic acid	Bronner acid	C ₁₀ H ₉ NO ₃ S	93-00-5	223.248	lf					i cold H ₂ O; sl hot H ₂ O
370	8-Amino-2-naphthalenesulfonic acid	1,7-Cleve's acid	C ₁₀ H ₉ NO ₃ S	119-28-8	223.248	nd or pr (w)					sl EtOH; s eth
371	5-Amino-1-naphthol	1-Amino-6-hydroxynaphthalene	C ₁₀ H ₉ NO	83-55-6	159.184		170				sl DMSO
372	1-Amino-2-naphthol		C ₁₀ H ₉ NO	2834-92-6	159.184	silvery lf (bz, eth)	150 dec				sl H ₂ O, eth; s EtOH; vs dil alk, acid
373	8-Amino-2-naphthol	8-Amino-β-naphthol	C ₁₀ H ₉ NO	118-46-7	159.184	nd (w, al)	206	sub			s H ₂ O, eth; vs EtOH; sl bz, lig
374	2-Amino-4-nitrobenzoic acid		C ₇ H ₆ N ₂ O ₄	619-17-0	182.134	oran pr (dil al)	269				i H ₂ O; vs EtOH, eth, ace; s xyl
375	2-Amino-5-nitrobenzoic acid		C ₇ H ₆ N ₂ O ₄	616-79-5	182.134	lf (al), ye nd (w, dil al)	278(5)				i H ₂ O, bz, chl, xyl; s EtOH, eth
376	2-Amino-5-nitrobenzonitrile		C ₇ H ₆ N ₃ O ₂	17420-30-3	163.134		203.5				sl DMSO
377	3-Amino-1-nitroguanidine		CH ₅ N ₅ O ₂	18264-75-0	119.084		187.8				sl H ₂ O
378	2-Amino-4-nitrophenol		C ₆ H ₆ N ₂ O ₃	99-57-0	154.123	oran pr (+w)	146				sl H ₂ O, ace; vs EtOH; s eth, bz, HOAc
379	2-Amino-5-nitrophenol		C ₆ H ₆ N ₂ O ₃	121-88-0	154.123		205.8				s H ₂ O, EtOH, bz
380	4-Amino-2-nitrophenol		C ₆ H ₆ N ₂ O ₃	119-34-6	154.123	dk red pl or nd (w, al)	131	110 ¹²			s H ₂ O, EtOH, eth; sl DMSO
381	2-Aminooctanoic acid, (±)-		C ₈ H ₁₇ NO ₂	644-90-6	159.227	lf (w)	270	sub			sl H ₂ O, EtOH, eth, bz; s HOAc
382	Aminooxoacetohydrazide	Semioxamazine	C ₂ H ₅ N ₃ O ₂	515-96-8	103.080		221 dec				sl H ₂ O; i EtOH, eth; vs alk, acid
383	<i>cis</i> -4-Amino-4-oxo-2-butenic acid	Maleamic acid	C ₄ H ₅ NO ₃	557-24-4	115.088	cry (al)	172.5				vs H ₂ O, EtOH
384	5-Amino-4-oxopentanoic acid	5-Aminolevulinic acid	C ₅ H ₈ NO ₃	106-60-5	131.130	cry (EtOH)	118				
385	(Aminooxy)acetic acid, hydrochloride (2:1)		C ₄ H ₁₁ ClN ₂ O ₆	2921-14-4	218.592		152.5				
386	6-Aminopenicillanic acid	Penicin	C ₈ H ₁₂ N ₂ O ₃ S	551-16-6	216.257	cry (w)	208				
387	5-Aminopentanoic acid		C ₅ H ₁₁ NO ₂	660-88-8	117.147	lf (dil al)	157 dec	dec			s H ₂ O; sl EtOH; i eth, bz, lig
388	5-Amino-1-pentanol		C ₅ H ₁₃ NO	2508-29-4	103.163		38.5	221.5	0.9488 ¹⁷	1.4618 ¹⁷	msc H ₂ O, EtOH, ace
389	2-Aminophenol		C ₆ H ₇ NO	95-55-6	109.126	wh orth bipym nd (bz)	173.5(0.3)	267(19)	1.328 ²⁵		s H ₂ O, eth; vs EtOH; sl bz, tfa

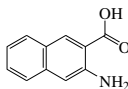


355

4-Amino-5-methyl-2(1*H*)-pyrimidinone

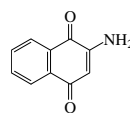
356

3-(Aminomethyl)-3,5,5-trimethylcyclohexanol



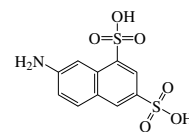
357

3-Amino-2-naphthalenecarboxylic acid



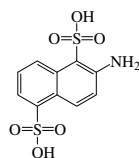
358

2-Amino-1,4-naphthalenedione



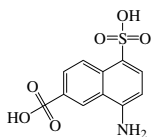
359

7-Amino-1,3-naphthalenedisulfonic acid



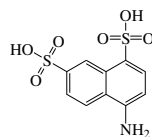
360

2-Amino-1,5-naphthalenedisulfonic acid



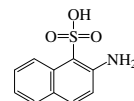
361

4-Amino-1,6-naphthalenedisulfonic acid



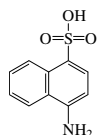
362

4-Amino-1,7-naphthalenedisulfonic acid



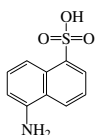
363

2-Amino-1-naphthalenesulfonic acid



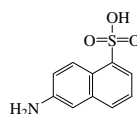
364

4-Amino-1-naphthalenesulfonic acid



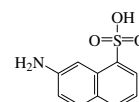
365

5-Amino-1-naphthalenesulfonic acid



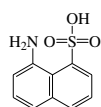
366

6-Amino-1-naphthalenesulfonic acid



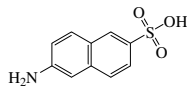
367

7-Amino-1-naphthalenesulfonic acid



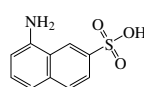
368

8-Amino-1-naphthalenesulfonic acid



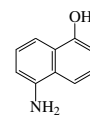
369

6-Amino-2-naphthalenesulfonic acid



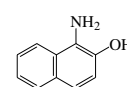
370

8-Amino-2-naphthalenesulfonic acid



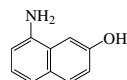
371

5-Amino-1-naphthol



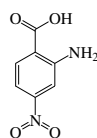
372

1-Amino-2-naphthol



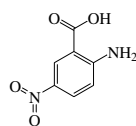
373

8-Amino-2-naphthol



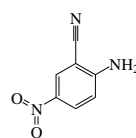
374

2-Amino-4-nitrobenzoic acid



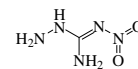
375

2-Amino-5-nitrobenzoic acid



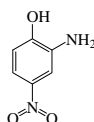
376

2-Amino-5-nitrobenzonitrile



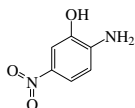
377

3-Amino-1-nitroguanidine



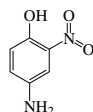
378

2-Amino-4-nitrophenol



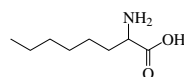
379

2-Amino-5-nitrophenol



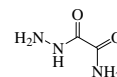
380

4-Amino-2-nitrophenol



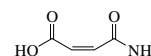
381

2-Aminooctanoic acid, (±)-

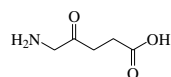


382

Aminooxoacetohydrazide

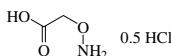


383

cis-4-Amino-4-oxo-2-butenic acid

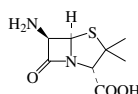
384

5-Amino-4-oxopentanoic acid



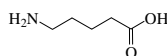
385

(Aminooxy)acetic acid, hydrochloride (2:1)



386

6-Aminopenicillanic acid



387

5-Aminopentanoic acid



388


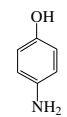
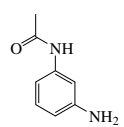
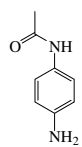
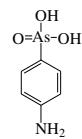
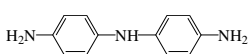
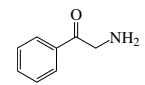
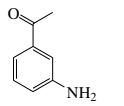
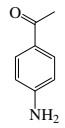
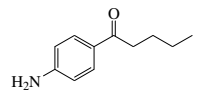
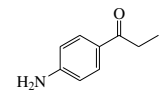
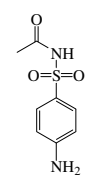
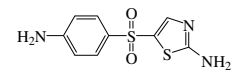
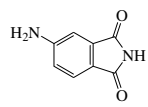
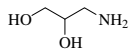
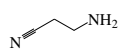
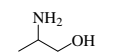
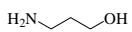
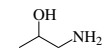
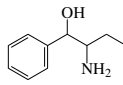
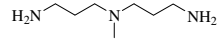
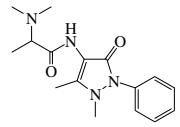
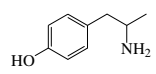
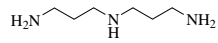
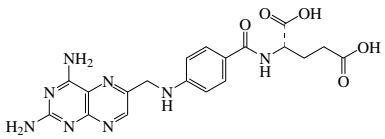
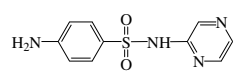
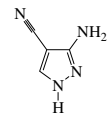
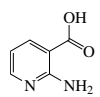
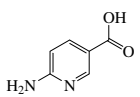
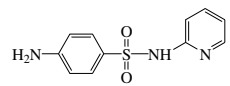
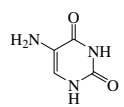
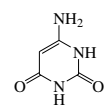
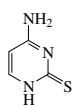
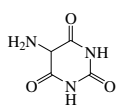
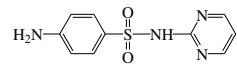
5-Amino-1-pentanol



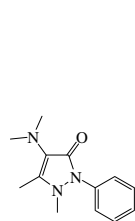
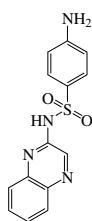
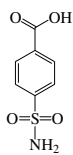
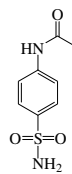
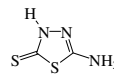
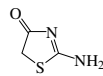
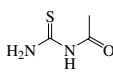
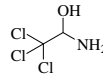
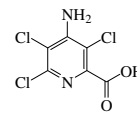
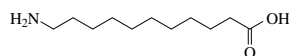
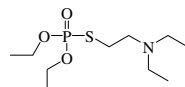
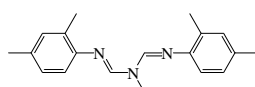
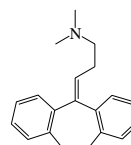
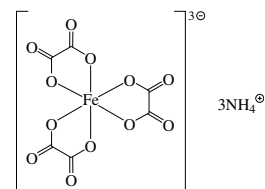
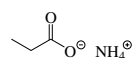
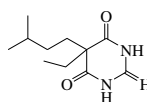
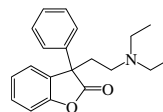
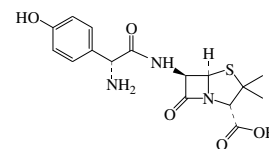
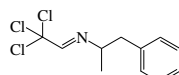
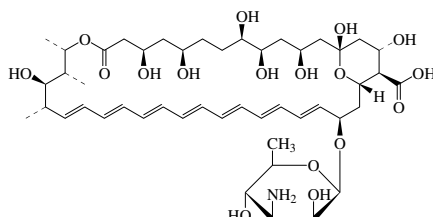
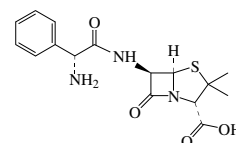
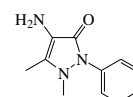
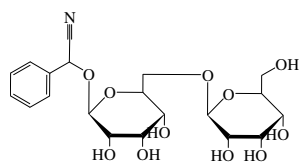
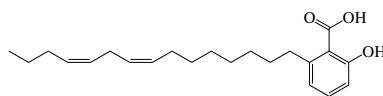
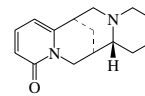
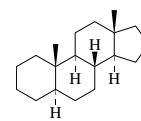
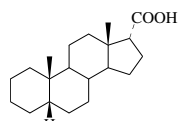
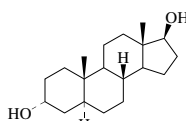
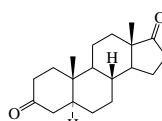
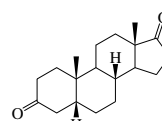
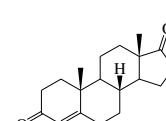
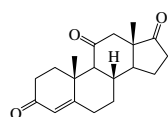
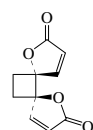
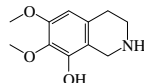
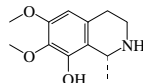
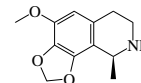
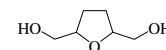
389

2-Aminophenol

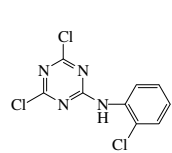
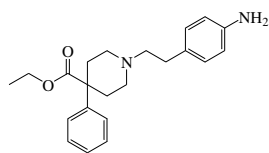
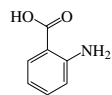
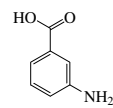
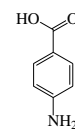
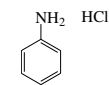
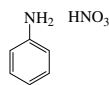
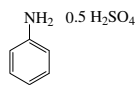
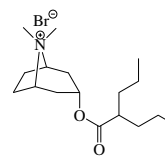
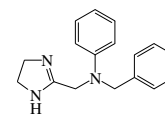
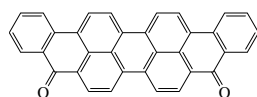
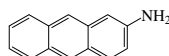
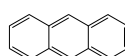
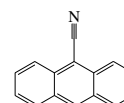
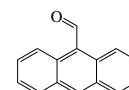
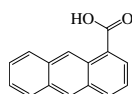
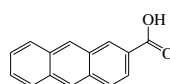
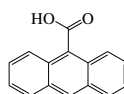
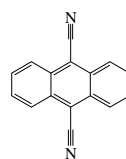
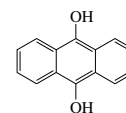
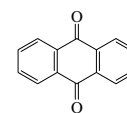
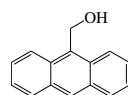
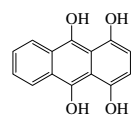
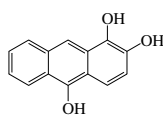
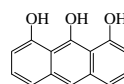
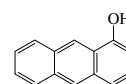
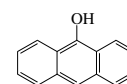
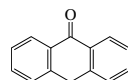
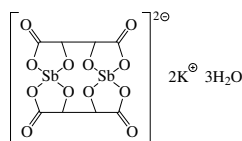
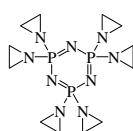
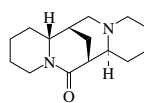
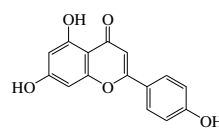
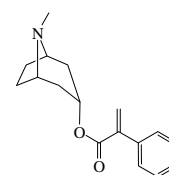
No.	Name	Synonym	Mol. Form.	CAS RN	Mol. Wt.	Physical Form	mp/°C	bp/°C	den g cm ⁻³	n _D	Solubility
390	3-Aminophenol		C ₆ H ₇ NO	591-27-5	109.126	pr (to)	122.5(0.3)	164 ¹¹			s H ₂ O, tol; vs EtOH, eth; sl bz, DMSO
391	4-Aminophenol		C ₆ H ₇ NO	123-30-8	109.126	wh pl (w)	186(7)	110 ^{0.3}			sl H ₂ O, tfa; vs EtOH; i bz, chl; s alk
392	<i>N</i> -(3-Aminophenyl)acetamide		C ₈ H ₁₀ N ₂ O	102-28-3	150.177	nd or pl (bz)	88				vs H ₂ O, EtOH, ace; sl eth, bz
393	<i>N</i> -(4-Aminophenyl)acetamide	<i>p</i> -Aminoacetanilide	C ₈ H ₁₀ N ₂ O	122-80-5	150.177	nd (w)	166.5	267			s H ₂ O; vs EtOH, eth
394	(4-Aminophenyl)arsonic acid	Arsanilic acid	C ₆ H ₈ AsO ₃	98-50-0	217.055	mcl nd (w, al)	232		1.9571 ¹⁰		s H ₂ O, eth; sl EtOH, DMSO; i ace, bz
395	<i>N</i> -(4-Aminophenyl)-1,4-benzenediamine	4,4'-Diaminodiphenylamine	C ₁₂ H ₁₃ N ₃	537-65-5	199.251	lf (w)	158	dec			vs eth, EtOH
396	2-Amino-1-phenylethanone	Phenacylamine	C ₈ H ₉ NO	613-89-8	135.163	ye cry	20	251		1.6160 ²⁰	i H ₂ O; s eth; sl ctc
397	1-(3-Aminophenyl)ethanone	<i>m</i> -Aminoacetophenone	C ₈ H ₉ NO	99-03-6	135.163	pa ye pl (al), lf (eth)	98.5	289.5			sl H ₂ O; s EtOH
398	1-(4-Aminophenyl)ethanone	<i>p</i> -Aminoacetophenone	C ₈ H ₉ NO	99-92-3	135.163	ye mcl pr (al)	105(1)	294			vs eth, EtOH
399	1-(4-Aminophenyl)-1-pentanone		C ₁₁ H ₁₅ NO	38237-74-0	177.243	cry (bz-peth)	74.5	161 ³			i H ₂ O; s EtOH, eth
400	1-(4-Aminophenyl)-1-propanone	<i>p</i> -Aminopropiophenone	C ₉ H ₁₁ NO	70-69-9	149.189	pl (al, w), nd (w)	140				s DMSO
401	<i>N</i> -[(4-Aminophenyl)sulfonyl]-acetamide	Sulfacetamide	C ₈ H ₁₀ N ₂ O ₃ S	144-80-9	214.241		182.0(0.4)				sl H ₂ O; s EtOH; i eth; vs ace, alk
402	5-[(4-Aminophenyl)sulfonyl]-2-thiazolamine	Thiazolsulfone	C ₉ H ₉ N ₃ O ₂ S ₂	473-30-3	255.316	nd (al)	220 dec				vs ace, eth, EtOH, diox
403	4-Aminophthalimide	5-Amino-1 <i>H</i> -isoindole-1,3(2 <i>H</i>)-dione	C ₈ H ₆ N ₂ O ₂	3676-85-5	162.146			224 ^{0.5}			
404	3-Amino-1,2-propanediol, (±)-		C ₃ H ₉ NO ₂	13552-31-3	91.109			265 dec	1.1752 ²⁰	1.4910 ²⁵	s H ₂ O, EtOH; i eth, bz
405	3-Aminopropanenitrile	3-Aminopropionitrile	C ₃ H ₆ N ₂	151-18-8	70.093			185	0.9584 ²⁰	1.4396 ²⁰	
406	2-Amino-1-propanol, (±)-		C ₃ H ₉ NO	6168-72-5	75.109			174.5		1.4502 ²⁰	vs H ₂ O, EtOH, eth; sl chl
407	3-Amino-1-propanol	Propanolamine	C ₃ H ₉ NO	156-87-6	75.109	liq	12.1(1)	185(4)	0.9824 ²⁶	1.4617 ²⁰	s H ₂ O, EtOH, eth
408	1-Amino-2-propanol	Isopropanolamine	C ₃ H ₉ NO	1674-56-2	75.109		1.7(0.2)	141(12)	0.9611 ²⁰	1.4479 ²⁰	msc H ₂ O, EtOH, eth, ace, bz, ctc
409	α-(1-Aminopropyl)-benzenemethanol	α-(α-Aminopropyl)benzyl alcohol	C ₁₀ H ₁₅ NO	5897-76-7	165.232	pl (bz-eth)	79.5				
410	<i>N</i> -(3-Aminopropyl)- <i>N</i> -methyl-1,3-propanediamine		C ₇ H ₁₅ N ₃	105-83-9	145.246			232(3)	0.9023 ²⁰	1.4705 ²⁵	
411	Aminopropylon		C ₁₆ H ₂₂ N ₄ O ₂	3690-04-8	302.372	pr (bz)	181				vs H ₂ O
412	4-(2-Aminopropyl)phenol, (±)-	Hydroxyamphetamine	C ₉ H ₁₃ NO	1518-86-1	151.205	cry (bz)	125.5				s H ₂ O, EtOH, bz, chl, AcOEt
413	<i>N</i> -(3-Aminopropyl)-1,3-propanediamine	Bis(3-aminopropyl)amine	C ₆ H ₁₇ N ₃	56-18-8	131.219		-5.1(0.3)	151 ⁵⁰	0.938 ²⁵	1.4810 ²⁰	s chl
414	Aminopterin		C ₁₉ H ₂₀ N ₆ O ₅	54-62-6	440.413	ye cry	262 dec				
415	4-Amino- <i>N</i> -pyrazinylbenzenesulfonamide	Sulfapyrazine	C ₁₀ H ₁₀ N ₄ O ₂ S	116-44-9	250.277	nd (PhNO ₂)	251				i H ₂ O, EtOH, eth, bz, chl; s py; sl ace
416	3-Amino-1 <i>H</i> -pyrazole-4-carbonitrile	3-Amino-4-cyanopyrazole	C ₄ H ₄ N ₄	16617-46-2	108.102	cry (w)	173				
417	2-Amino-3-pyridinecarboxylic acid		C ₆ H ₆ N ₂ O ₂	5345-47-1	138.124		296 dec				sl H ₂ O
418	6-Amino-3-pyridinecarboxylic acid	6-Aminonicotinic acid	C ₆ H ₆ N ₂ O ₂	3167-49-5	138.124	cry (dil HOAc, +2W)	312				
419	4-Amino- <i>N</i> -2-pyridinylbenzenesulfonamide	Sulfapyridine	C ₁₁ H ₁₁ N ₃ O ₂ S	144-83-2	249.289	ye oran (al)	190(2)				i H ₂ O, bz, ctc; s EtOH
420	5-Amino-2,4(1 <i>H</i> ,3 <i>H</i>)-pyrimidinedione	5-Aminouracil	C ₄ H ₅ N ₃ O ₂	932-52-5	127.102	nd (w)	dec				i H ₂ O; s alk, acid
421	6-Amino-2,4(1 <i>H</i> ,3 <i>H</i>)-pyrimidinedione		C ₄ H ₅ N ₃ O ₂	873-83-6	127.102	cry (w)	dec				vs H ₂ O
422	4-Amino-2(1 <i>H</i>)-pyrimidinethione	2-Thiocytosine	C ₄ H ₅ N ₃ S	333-49-3	127.168						sl DMSO
423	5-Amino-2,4,6(1 <i>H</i> ,3 <i>H</i> ,5 <i>H</i>)-pyrimidinetrione	Uramil	C ₄ H ₅ N ₃ O ₃	118-78-5	143.101	nd or pl (w)	>400				s H ₂ O, chl; i eth, bz
424	4-Amino- <i>N</i> -2-pyrimidinylbenzenesulfonamide	Sulfadiazine	C ₁₀ H ₁₀ N ₄ O ₂ S	68-35-9	250.277	cry (w), wh pow	261(3)				sl H ₂ O, EtOH, ace, DMSO

 390 3-Aminophenol	 391 4-Aminophenol	 392 <i>N</i> -(3-Aminophenyl)acetamide	 393 <i>N</i> -(4-Aminophenyl)acetamide	 394 (4-Aminophenyl)arsonic acid	 395 <i>N</i> -(4-Aminophenyl)-1,4-benzenediamine
 396 2-Amino-1-phenylethanone	 397 1-(3-Aminophenyl)ethanone	 398 1-(4-Aminophenyl)ethanone	 399 1-(4-Aminophenyl)-1-pentanone	 400 1-(4-Aminophenyl)-1-propanone	 401 <i>N</i> -[(4-Aminophenyl)sulfonyl]acetamide
 402 5-[(4-Aminophenyl)sulfonyl]-2-thiazolamine	 403 4-Aminophthalimide	 404 3-Amino-1,2-propanediol, (±)-	 405 3-Aminopropanenitrile	 406 2-Amino-1-propanol, (±)-	 407 3-Amino-1-propanol
 408 1-Amino-2-propanol	 409 α-(1-Aminopropyl)benzenemethanol	 410 <i>N</i> -(3-Aminopropyl)- <i>N</i> -methyl-1,3-propanediamine	 411 Aminopropylon	 412 4-(2-Aminopropyl)phenol, (±)-	
 413 <i>N</i> -(3-Aminopropyl)-1,3-propanediamine	 414 Aminopterin	 415 4-Amino- <i>N</i> -pyrazinylbenzenesulfonamide	 416 3-Amino-1 <i>H</i> -pyrazole-4-carbonitrile		
 417 2-Amino-3-pyridinecarboxylic acid	 418 6-Amino-3-pyridinecarboxylic acid	 419 4-Amino- <i>N</i> -2-pyridinylbenzenesulfonamide	 420 5-Amino-2,4(1 <i>H</i> ,3 <i>H</i>)-pyrimidinedione		
 421 6-Amino-2,4(1 <i>H</i> ,3 <i>H</i>)-pyrimidinedione	 422 4-Amino-2(1 <i>H</i>)-pyrimidinethione	 423 5-Amino-2,4,6(1 <i>H</i> ,3 <i>H</i> ,5 <i>H</i>)-pyrimidinetrione	 424 4-Amino- <i>N</i> -2-pyrimidinylbenzenesulfonamide		

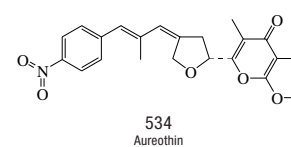
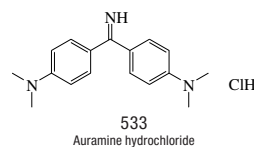
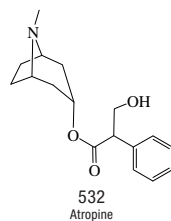
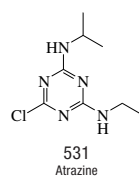
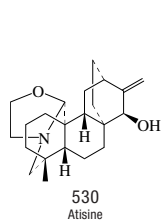
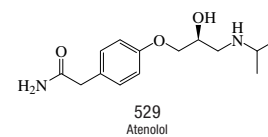
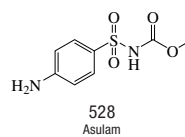
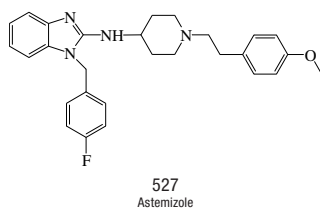
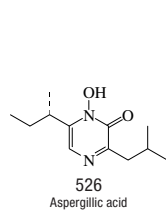
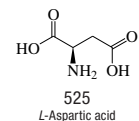
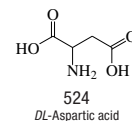
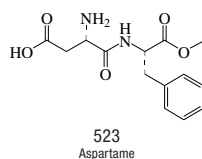
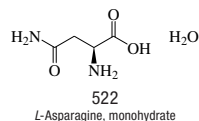
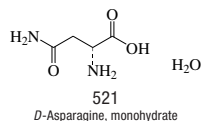
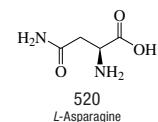
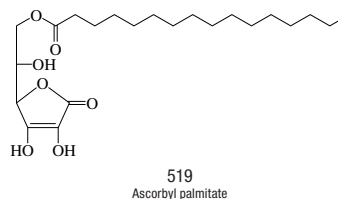
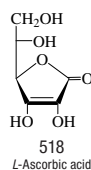
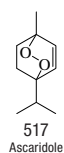
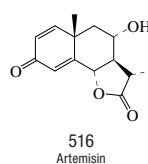
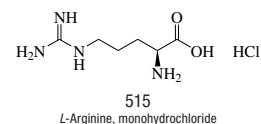
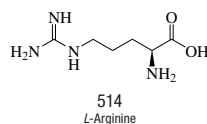
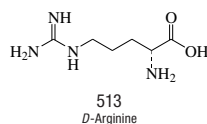
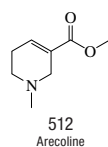
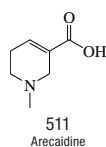
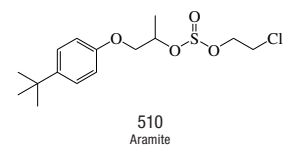
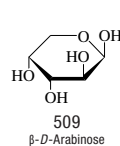
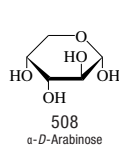
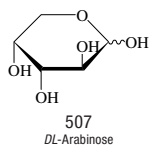
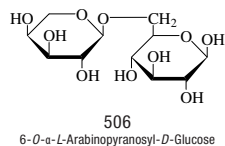
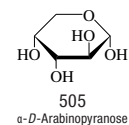
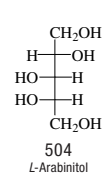
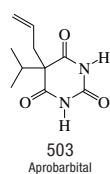
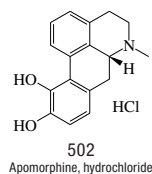
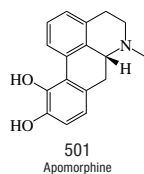
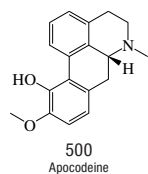
No.	Name	Synonym	Mol. Form.	CAS RN	Mol. Wt.	Physical Form	mp/°C	bp/°C	den g cm ⁻³	n _D	Solubility
425	Aminopyrine		C ₁₃ H ₁₇ N ₃ O	58-15-1	231.293	pr or pl (lig or AcOEt)	107.5				vs H ₂ O, bz, EtOH
426	4-Amino- <i>N</i> -2-quinoxalinybenzenesulfonamide	Sulfaquinoxaline	C ₁₄ H ₁₂ N ₄ O ₂ S	59-40-5	300.336		247.5				sl H ₂ O, EtOH, ace; s aq alk
427	4-(Aminosulfonyl)benzoic acid	Carzenide	C ₇ H ₇ NO ₄ S	138-41-0	201.201	pr or lf (w)	291 dec				i H ₂ O; vs EtOH; sl eth; i bz
428	<i>N</i> -[4-(Aminosulfonyl)phenyl]-acetamide	Acetylsulfanilamide	C ₈ H ₁₀ N ₂ O ₃ S	121-61-9	214.241	nd (HOAc)	219.5				s H ₂ O, EtOH, ace
429	5-Amino-1,3,4-thiadiazole-2(3 <i>H</i>)-thione		C ₂ H ₃ N ₃ S ₂	2349-67-9	133.195		243.0				
430	2-Amino-4(5 <i>H</i>)-thiazolone		C ₃ H ₄ N ₂ OS	556-90-1	116.141	pr or nd (w)	256 dec				sl H ₂ O; i EtOH, eth
431	<i>N</i> -(Aminothioxomethyl)-acetamide	Acetylthiourea	C ₃ H ₆ N ₂ OS	591-08-2	118.157	pr (w), orth (al)	165				sl H ₂ O, eth; s DMSO, EtOH
432	<i>N</i> -Amino-2-thioxo-4-thiazolidinone	3-Aminorhodanine	C ₃ H ₄ N ₂ OS ₂	1438-16-0	148.206		101.5				s DMSO
433	1-Amino-2,2,2-trichloroethanol	Chloral ammonia	C ₂ H ₄ Cl ₃ NO	507-47-1	164.418	nd (al)	73	100 dec			vs bz, eth, EtOH
434	4-Amino-3,5,6-trichloro-2-pyridinecarboxylic acid	Picloram	C ₆ H ₃ Cl ₃ N ₂ O ₂	1918-02-1	241.459		218.5				
435	11-Aminoundecanoic acid		C ₁₁ H ₂₃ NO ₂	2432-99-7	201.307		189.0				
436	Amiton		C ₁₀ H ₂₄ NO ₃ PS	78-53-5	269.342	liq		76 ^{0.01}		1.4655 ²⁷	
437	Amitraz	<i>N</i> -Methylbis(2,4-xylylimino-methyl)amine	C ₁₉ H ₂₃ N ₃	33089-61-1	293.406		86		1.128 ²⁰		
438	Amitriptyline		C ₂₀ H ₂₃ N	50-48-6	277.404	cry	196 (HCl)				
439	Ammonium ferric oxalate		C ₆ H ₁₂ FeN ₃ O ₁₂	14221-47-7	374.017		165 dec		1.78 ^{17.5}		vs H ₂ O; i EtOH
440	Ammonium perfluorooctanoate		C ₈ H ₄ F ₁₅ NO ₂	3825-26-1	431.100	solid					
441	Ammonium propanoate		C ₃ H ₉ NO ₂	17496-08-1	91.109	hyg cry	45				s H ₂ O
442	Amobarbital	5-Ethyl-5-isopentyl-2,4,6(1 <i>H</i> ,3 <i>H</i> ,5 <i>H</i>)-pyrimidine-trione	C ₁₁ H ₁₈ N ₂ O ₃	57-43-2	226.272		153(1)				vs bz, EtOH, chl
443	Amolanone	3-[2-(Diethylamino)ethyl]-3-phenyl-2(3 <i>H</i>)-benzofuranone	C ₂₀ H ₂₃ NO ₂	76-65-3	309.403	cry (peth)	43.4	193 ^{2.0}		1.5614 ²⁵	
444	Amoxicillin		C ₁₆ H ₁₉ N ₅ O ₆ S	26787-78-0	365.404	cry (w)					s H ₂ O
445	Amphelchloral		C ₁₁ H ₁₂ Cl ₃ N	5581-35-1	264.579			96 ^{0.5}		1.530	
446	Amphotericin B		C ₄₇ H ₇₃ NO ₁₇	1397-89-3	924.080	ye pr (DMF)	170 dec				i H ₂ O; sl DMF; s DMSO
447	Ampicillin		C ₁₆ H ₁₉ N ₃ O ₄ S	69-53-4	349.405	cry	200 dec				sl H ₂ O
448	Ampyrone		C ₁₁ H ₁₃ N ₃ O	83-07-8	203.240	pa ye cry (bz)	109				s H ₂ O, EtOH, bz, chl; sl eth
449	Amygdalin		C ₂₀ H ₂₇ NO ₁₁	29883-15-6	457.428		224.5				vs H ₂ O; sl EtOH; i eth, chl
450	Anacardic acid		C ₂₂ H ₃₂ O ₃	11034-77-8	344.487	cry (ace)	35.5				vs eth, EtOH, peth
451	Anagryrine		C ₁₅ H ₂₀ N ₂ O	486-89-5	244.332	pe ye glass		265 ¹²			s H ₂ O, eth, bz; vs EtOH, chl; i lig
452	Androstane		C ₁₉ H ₃₂	24887-75-0	260.457	lf (ace-MeOH)	50	60 ^{0.003}			vs ace, eth, EtOH, peth
453	Androstane-17-carboxylic acid, (5β,17β)	Etiocholanolic acid	C ₂₀ H ₃₂ O ₂	438-08-4	304.467	nd (gl HOAc)	228.5	160 sub			
454	Androstane-3,17-diol, (3α,5α,17β)	Epiandrostanediol	C ₁₉ H ₃₂ O ₂	1852-53-5	292.456	nd (ace aq)	223				
455	5α-Androstane-3,17-dione		C ₁₉ H ₂₈ O ₂	846-46-8	288.424	cry (MeOH)	130(3)				
456	5β-Androstane-3,17-dione		C ₁₉ H ₂₈ O ₂	1229-12-5	288.424	cry (ace-hx)	135				
457	Androst-4-ene-3,17-dione	4-Androstene-3,17-dione	C ₁₉ H ₂₆ O ₂	63-05-8	286.408			143(form a); 173(form b)			
458	Androst-4-ene-3,11,17-trione	Adrenosterone	C ₁₉ H ₂₄ O ₃	382-45-6	300.392	nd (al)	222	sub			sl H ₂ O; s EtOH, eth, ace, chl
459	Anemonin	<i>trans</i> -1,7-Dioxadispiro[4.0.4.2]dodeca-3,9-diene-2,8-dione	C ₁₀ H ₆ O ₄	508-44-1	192.169	orth pl (chl) nd (al or bz)	158				vs chl
460	Anhalamine		C ₁₁ H ₁₅ NO ₃	643-60-7	209.242	nd (al)	187.5				vs eth, EtOH
461	Anhalonidine		C ₁₂ H ₁₇ NO ₃	17627-77-9	223.268	oct cry (bz, eth)	160.5				vs H ₂ O, EtOH
462	Anhalonine		C ₁₂ H ₁₅ NO ₃	519-04-0	221.252	rhom nd	86	140 ^{0.02}			vs EtOH, bz, chl, eth, peth
463	2,5-Anhydro-3,4-dideoxyhexitol	Tetrahydro-2,5-furandimethanol	C ₆ H ₁₂ O ₃	104-80-3	132.157		<-50	265	1.154 ²⁰		vs H ₂ O, ace, bz, EtOH

425
Aminopyrine426
4-Amino-N-2-quinoxalinybenzenesulfonamide427
4-(Aminosulfonyl)benzoic acid428
N-[4-(Aminosulfonyl)phenyl]acetamide429
5-Amino-1,3,4-thiadiazole-2(3H)-thione430
2-Amino-4(5H)-thiazolone431
N-(Aminothioxomethyl)acetamide432
N-Amino-2-thioxo-4-thiazolidinone433
1-Amino-2,2,2-trichloroethanol434
4-Amino-3,5,6-trichloro-2-pyridinecarboxylic acid435
11-Aminoundecanoic acid436
Amiton437
Amitraz438
Amitriptyline439
Ammonium ferric oxalate440
Ammonium perfluorooctanoate441
Ammonium propanoate442
Amobarbital443
Amolanone444
Amoxicillin445
Amphecloral446
Amphotericin B447
Ampicillin448
Ampyrone449
Amygdalin450
Anacardic acid451
Anagryne452
Androstane453
Androstane-17-carboxylic acid, (5β,17β)454
Androstane-3,17-diol, (3α,5α,17β)455
5α-Androstane-3,17-dione456
5β-Androstane-3,17-dione457
Androst-4-ene-3,17-dione458
Androst-4-ene-3,11,17-trione459
Anemonin460
Anhalamine461
Anhalonidine462
Anhalonine463
2,5-Anhydro-3,4-dideoxyhexitol

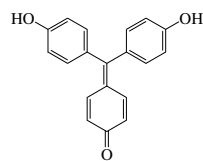
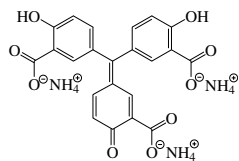
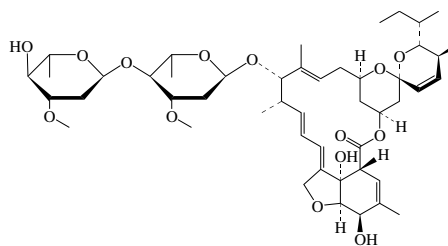
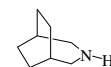
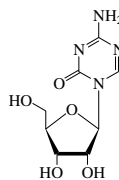
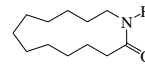
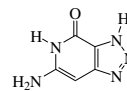
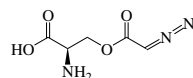
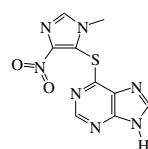
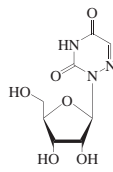
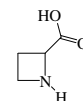
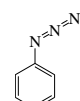
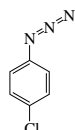
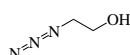
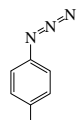
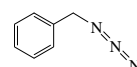
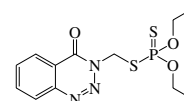
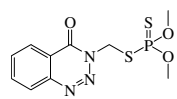
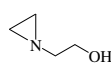
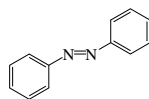
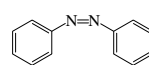
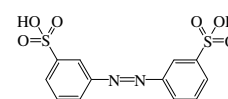
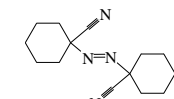
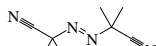
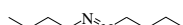

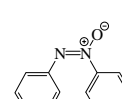
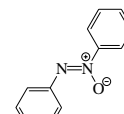
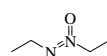
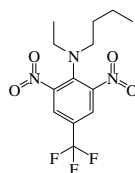
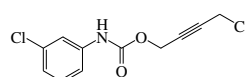
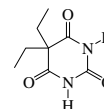
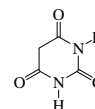
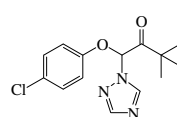
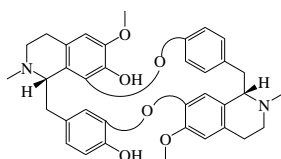
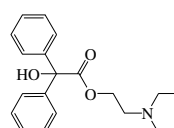
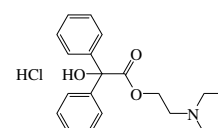
No.	Name	Synonym	Mol. Form.	CAS RN	Mol. Wt.	Physical Form	mp/°C	bp/°C	den g cm ⁻³	n _D	Solubility
464	Anilazine	2,4-Dichloro-6-(<i>o</i> -chloroanilino)- <i>s</i> -triazine	C ₉ H ₅ Cl ₃ N ₄	101-05-3	275.522		159.3(0.5)		1.8 ²⁰		
465	Anileridine		C ₂₂ H ₂₈ N ₂ O ₂	144-14-9	352.469	cry	83				s H ₂ O
466	Aniline	Benzenamine	C ₆ H ₇ N	62-53-3	93.127	oily liq	-6.0(0.1)	184.1(0.4)	1.0217 ²⁰	1.5863 ²⁰	s H ₂ O, ctc, lig; msc EtOH, eth, ace, bz
467	Aniline-2-carboxylic acid	<i>o</i> -Anthranilic acid	C ₇ H ₇ NO ₂	118-92-3	137.137	lf (al)	144.6(0.5)	sub	1.412 ²⁰		s H ₂ O, EtOH, eth; sl bz, tfa; vs chl, py
468	Aniline-3-carboxylic acid	<i>m</i> -Anthranilic acid	C ₇ H ₇ NO ₂	99-05-8	137.137		179.7(0.6)		1.51 ²⁵		sl H ₂ O, EtOH; s eth, tfa; vs ace; i bz
469	Aniline-4-carboxylic acid	<i>p</i> -Anthranilic acid	C ₇ H ₇ NO ₂	150-13-0	137.137	mcl pr (w)	188.2(0.6)		1.374 ²⁰		s H ₂ O, EtOH, eth; sl ace; i bz, chl
470	Aniline hydrobromide		C ₆ H ₈ BrN	542-11-0	174.039		286				
471	Aniline hydrochloride	Benzenamine hydrochloride	C ₆ H ₈ ClN	142-04-1	129.588	lf or nd	198		1.2215 ⁴		vs H ₂ O, EtOH; i eth, chl; sl DMSO
472	Aniline nitrate		C ₆ H ₈ N ₂ O ₃	542-15-4	156.139	orth	190 dec		1.356 ⁴		vs H ₂ O, eth, EtOH
473	Aniline sulfate (2:1)		C ₁₂ H ₁₆ N ₂ O ₄ S	542-16-5	284.331				1.377 ⁴		s H ₂ O; sl EtOH, tfa; i eth
474	Anisole	Methoxybenzene	C ₇ H ₈ O	100-66-3	108.138	liq	-37.3(0.2)	153.6(0.2)	0.9940 ²⁰	1.5174 ²⁰	i H ₂ O; s EtOH, eth, chl; vs ace, bz
475	Anisotropine methylbromide	Octatropine methylbromide	C ₁₇ H ₂₅ BrNO ₂	80-50-2	362.346	cry (ace)	329				
476	Antazoline		C ₁₇ H ₁₈ N ₃	91-75-8	265.353	cry	122				
477	Anthra[9,1,2- <i>cde</i>]benzo[<i>rsf</i>]pentaphene-5,10-dione		C ₃₄ H ₁₆ O ₂	116-71-2	456.490	viol-bl or blk nd (PhNO ₂)	492 dec				i EtOH, bz, HOAc; s xyl, py, sulf
478	2-Anthracenamine		C ₁₄ H ₁₁ N	613-13-8	193.244	ye lf (al)	238.8	sub			i H ₂ O; s EtOH; i con sulf
479	Anthracene		C ₁₄ H ₁₀	120-12-7	178.229	tab or mcl pr (al)	216(2)	341.3(0.4)	1.28 ²⁵		i H ₂ O; sl EtOH, eth, ace, bz, chl, ctc
480	9-Anthracenecarbonitrile		C ₁₅ H ₉ N	1210-12-4	203.239		177.5		1.3000 ²⁰		
481	9-Anthracenecarboxaldehyde		C ₁₅ H ₁₀ O	642-31-9	206.239	oran nd (dil HOAc)	107(1)				i H ₂ O; s bz, HOAc
482	1-Anthracenecarboxylic acid	1-Anthroic acid	C ₁₅ H ₁₀ O ₂	607-42-1	222.239	ye nd (HOAc) ye pr (al)	251.5	sub			i H ₂ O; s EtOH, eth; sl bz, chl
483	2-Anthracenecarboxylic acid	2-Anthroic acid	C ₁₅ H ₁₀ O ₂	613-08-1	222.239	ye lf (al) nd, lf (sub)	281	sub			vs HOAc
484	9-Anthracenecarboxylic acid	9-Anthroic acid	C ₁₅ H ₁₀ O ₂	723-62-6	222.239		219(1)	sub			i H ₂ O; s EtOH
485	9,10-Anthracenedicarbonitrile		C ₁₆ H ₈ N ₂	1217-45-4	228.248		337 dec				
486	9,10-Anthracenediol		C ₁₄ H ₁₀ O ₂	4981-66-2	210.228	br or ye nd	180				vs eth, EtOH
487	9,10-Anthracenedione	Anthraquinone	C ₁₄ H ₈ O ₂	84-65-1	208.213	ye orth nd (al, bz)	284.8(0.2)	377(2)	1.438 ²⁰		i H ₂ O; sl EtOH, eth, bz, chl
488	9-Anthracenemethanol		C ₁₅ H ₁₂ O	1468-95-7	208.255		160.5				
489	1,4,9,10-Anthracenetetrol		C ₁₄ H ₁₀ O ₄	476-60-8	242.227		148				
490	1,2,10-Anthracenetriol	Anthrarobin	C ₁₄ H ₁₀ O ₃	577-33-3	226.227	ye lf, nd (al-w)	208				sl H ₂ O; vs EtOH, eth, ace; s bz
491	1,8,9-Anthracenetriol	Anthralin	C ₁₄ H ₁₀ O ₃	1143-38-0	226.227	ye pl or nd (lig)	179				i H ₂ O; vs EtOH, ace, bz; sl eth; vs py
492	1-Anthracenol		C ₁₄ H ₁₀ O	610-50-4	194.228	cry (bz), br nd or lf (al)	158	234 ¹³			i H ₂ O; vs EtOH, eth; s NaOH
493	9-Anthracenol	Anthranol	C ₁₄ H ₁₀ O	529-86-2	194.228	ye red lf (dil al)	152				
494	9(10 <i>H</i>)-Anthracenone	Anthrone	C ₁₄ H ₁₀ O	90-44-8	194.228	nd (bz-lig, HOAc)	155(3)				s ace, bz, con sulf, dil alk
495	Antimony potassium tartrate trihydrate	Tartar emetic	C ₈ H ₁₀ K ₂ O ₁₅ Sb ₂	28300-74-5	667.873	col cry			2.6		sl H ₂ O
496	Apholate		C ₁₂ H ₂₄ N ₂ P ₃	52-46-0	387.300		148				
497	Aphylline		C ₁₅ H ₂₄ N ₂ O	577-37-7	248.364	cry	52.5	200 ⁴			vs ace, bz, eth, EtOH
498	Apigenin	5,7-Dihydroxy-2-(4-hydroxyphenyl)-4 <i>H</i> -1-benzopyran-4-one	C ₁₅ H ₁₀ O ₅	520-36-5	270.237	ye nd (aq py)	347.5				i H ₂ O; s EtOH, py; vs dil alk
499	Apoatropine		C ₁₇ H ₂₁ NO ₂	500-55-0	271.355	pr (chl)	62				sl H ₂ O, lig; vs EtOH, eth, ace, bz

464
Anilazine465
Anileridine466
Aniline467
Aniline-2-carboxylic acid468
Aniline-3-carboxylic acid469
Aniline-4-carboxylic acid470
Aniline hydrobromide471
Aniline hydrochloride472
Aniline nitrate473
Aniline sulfate (2:1)474
Anisole475
Anisotropine methylbromide476
Antazoline477
Anthra[9,1,2-cde]benzo[rs]pentaphene-5,10-dione478
2-Anthracenamine479
Anthracene480
9-Anthracenecarbonitrile481
9-Anthracenecarboxaldehyde482
1-Anthracenecarboxylic acid483
2-Anthracenecarboxylic acid484
9-Anthracenecarboxylic acid485
9,10-Anthracenedicarbonitrile486
9,10-Anthracenediol487
9,10-Anthracenedione488
9-Anthracenemethanol489
1,4,9,10-Anthracenetetrol490
1,2,10-Anthracenetriol491
1,8,9-Anthracenetriol492
1-Anthracenol493
9-Anthracenol494
9(10H)-Anthracenone495
Antimony potassium tartrate trihydrate496
Apholate497
Aphylline498
Apigenin499
Apotropine

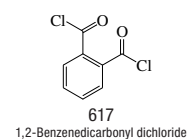
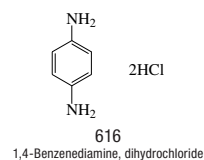
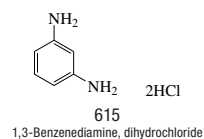
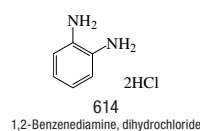
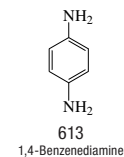
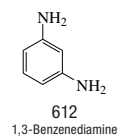
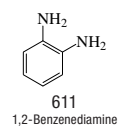
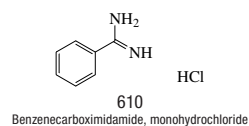
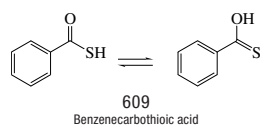
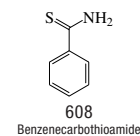
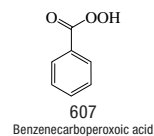
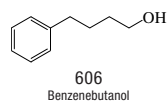
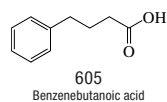
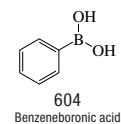
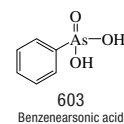
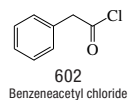
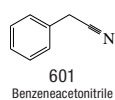
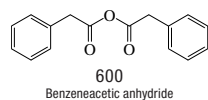
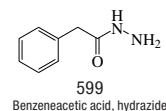
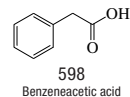
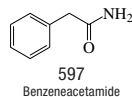
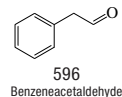
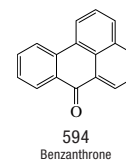
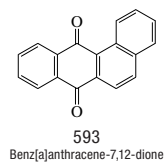
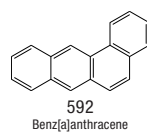
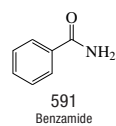
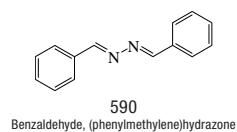
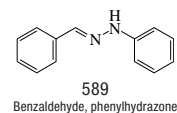
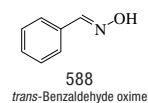
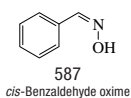
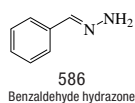
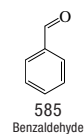
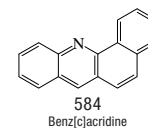
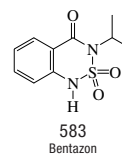
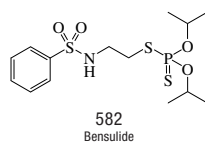
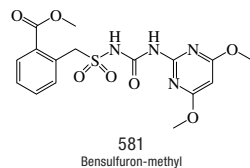
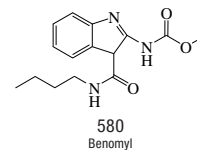
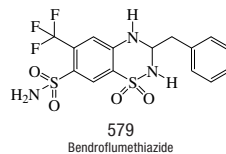
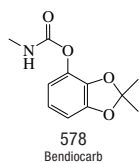
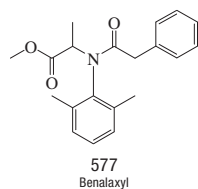
No.	Name	Synonym	Mol. Form.	CAS RN	Mol. Wt.	Physical Form	mp/°C	bp/°C	den g cm ⁻³	n _D	Solubility
500	Apocodeine		C ₁₈ H ₁₉ NO ₂	641-36-1	281.350	pr (MeOH)	123.5				sl EtOH; s eth, ace, bz, lig
501	Apomorphine		C ₁₇ H ₁₇ NO ₂	58-00-4	267.323	hex pl (chl-peth) rods (eth)	195 dec				sl H ₂ O; s EtOH, eth, ace, bz, alk
502	Apomorphine, hydrochloride		C ₁₇ H ₁₈ ClNO ₂	314-19-2	303.784	grn in air mcl pr	205 dec				
503	Aprobarbital	5-Isopropyl-5-allyl-2,4,6(1 <i>H</i> ,3 <i>H</i> ,5 <i>H</i>)-pyrimidine-trione	C ₁₀ H ₁₄ N ₂ O ₃	77-02-1	210.229	cry	141				vs ace, eth, EtOH, chl
504	L-Arabinitol		C ₅ H ₁₂ O ₅	7643-75-6	152.146		102.5				vs H ₂ O; sl EtOH; i eth
505	α-D-Arabinopyranose		C ₅ H ₁₀ O ₅	608-45-7	150.130	cry (MeOH)	155.5		1.585 ²⁵		
506	6-O-α-L-Arabinopyranosyl-D-Glucose	Vicianose	C ₁₁ H ₂₀ O ₁₀	14116-69-9	312.271	nd (dil al)	210 dec				vs H ₂ O
507	DL-Arabinose		C ₅ H ₁₀ O ₅	20235-19-2	150.130	pr, nd (al)	164.5		1.585 ²⁰		vs H ₂ O; sl EtOH; i eth, bz
508	α-D-Arabinose		C ₅ H ₁₀ O ₅	31178-68-4	150.130		156		1.585 ²⁵		vs H ₂ O; sl EtOH; i eth, ace, MeOH
509	β-D-Arabinose		C ₅ H ₁₀ O ₅	31178-69-5	150.130		156		1.625 ²⁵		vs H ₂ O; sl EtOH; i eth, ace, MeOH
510	Aramite		C ₁₅ H ₂₃ ClO ₄ S	140-57-8	334.860		-37.3	195 ²	1.143 ²⁰	1.5100 ²⁰	vs ace, bz, eth, EtOH
511	Arecaidine	1,2,5,6-Tetrahydro-1-methyl-3-pyridinecarboxylic acid	C ₇ H ₁₁ NO ₂	499-04-7	141.168	pl (dil al) tab (dil al +1w)	232 dec				vs H ₂ O; i EtOH, eth, bz, chl
512	Arecoline		C ₈ H ₁₃ NO ₂	63-75-2	155.195			209	1.0485 ²⁰	1.486 ⁻²⁰	msc H ₂ O, EtOH, eth; s chl
513	D-Arginine		C ₆ H ₁₄ N ₄ O ₂	7200-25-1	174.201		217 dec				i H ₂ O, EtOH, eth, bz
514	L-Arginine		C ₆ H ₁₄ N ₄ O ₂	74-79-3	174.201		260(3)				s H ₂ O; sl EtOH; i eth
515	L-Arginine, monohydrochloride		C ₆ H ₁₅ ClN ₄ O ₂	1119-34-2	210.662		219				
516	Artemisin	8-Hydroxysantonin	C ₁₅ H ₁₈ O ₄	481-05-0	262.302	cry	203	260 ^{0.1}			sl H ₂ O, chl; s AcOEt; i peth
517	Ascaridole	1-Methyl-4-isopropyl-2,3-dioxabicyclo[2.2.2]oct-5-ene	C ₁₀ H ₁₆ O ₂	512-85-6	168.233	liq	3.3	exp	1.0103 ²⁰	1.4769 ²⁰	i H ₂ O; s EtOH, ace, bz, tol; sl chl
518	L-Ascorbic acid	Vitamin C	C ₆ H ₈ O ₆	50-81-7	176.124		191(4)		1.65 ²⁵		vs H ₂ O; s EtOH; i eth, bz, chl, peth
519	Ascorbyl palmitate	6-Hexadecanoylascorbic acid	C ₂₂ H ₃₈ O ₇	137-66-6	414.533		112				
520	L-Asparagine	α-Aminosuccinamic acid	C ₄ H ₈ N ₂ O ₃	70-47-3	132.118	orth (w+1)	235		1.543 ¹⁵		s H ₂ O; i EtOH, eth, MeOH
521	D-Asparagine, monohydrate		C ₄ H ₁₀ N ₂ O ₄	5794-24-1	150.133		215		1.523 ¹⁵		sl H ₂ O; i EtOH, eth, bz, MeOH
522	L-Asparagine, monohydrate		C ₄ H ₁₀ N ₂ O ₄	5794-13-8	150.133		234		1.543 ¹⁵		sl H ₂ O; i EtOH, eth, bz, MeOH
523	Aspartame	L-α-Aspartyl-L-phenylalanine, 2-methyl ester	C ₁₄ H ₁₈ N ₂ O ₅	22839-47-0	294.303	nd (w)	246.5				
524	DL-Aspartic acid		C ₄ H ₇ NO ₄	617-45-8	133.104	mcl pr (w)	277.5		1.6622 ¹³		sl H ₂ O; i EtOH, eth, bz, py
525	L-Aspartic acid	L-Aminosuccinic acid	C ₄ H ₇ NO ₄	56-84-8	133.104	orth lf (w)	270		1.6603 ¹³		sl H ₂ O; i EtOH, eth, bz; s dil HCl, py
526	Aspergillilic acid		C ₁₂ H ₂₀ N ₂ O ₂	490-02-8	224.299	pa ye rods	98				vs bz, eth, EtOH
527	Astemizole		C ₂₈ H ₃₁ FN ₃ O	68844-77-9	458.570	wh cry	149.1				i H ₂ O; s os
528	Asulam	Methyl [(4-aminophenyl)-sulfonyl]carbamate	C ₈ H ₁₀ N ₂ O ₄ S	3337-71-1	230.241		144.2(0.5)				
529	Atenolol		C ₁₄ H ₂₂ N ₂ O ₃	29122-68-7	266.336	cry (AcOEt)	147				sl H ₂ O, diox, ace; i chl; s MeOH, HOAc
530	Atisine	Anthorine	C ₂₂ H ₃₃ NO ₂	466-43-3	343.503	orth bipym	58.5				vs eth, EtOH, chl
531	Atrazine		C ₈ H ₁₄ ClN ₃	1912-24-9	215.684		177.0(0.5)				
532	Atropine		C ₁₇ H ₂₃ NO ₃	51-55-8	289.370	orth nd (dil al)	118.5	95 sub			vs H ₂ O, EtOH; i eth; sl chl
533	Auramine hydrochloride		C ₁₇ H ₁₂ ClN ₃	2465-27-2	303.83	ye nd (w)	267				sl H ₂ O
534	Aureothin		C ₂₂ H ₂₃ NO ₆	2825-00-5	397.421	ye pr	158				vs ace, EtOH, chl



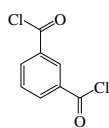
No.	Name	Synonym	Mol. Form.	CAS RN	Mol. Wt.	Physical Form	mp/°C	bp/°C	den g cm ⁻³	n _D	Solubility
535	Aurin		C ₁₉ H ₁₄ O ₃	603-45-2	290.312	dk red lf or orth	309 dec				i H ₂ O, bz; s EtOH, alk; sl eth, chl
536	Aurin tricarboxylic acid, triammonium salt	Aluminon	C ₂₂ H ₂₃ N ₃ O ₉	569-58-4	473.433	red-br pow					s H ₂ O; sl EtOH; i peth
537	Avermectin B1a	Abamectin	C ₄₈ H ₇₂ O ₁₄	71751-41-2	873.078		152				
538	3-Azabicyclo[3.2.2]nonane		C ₈ H ₁₅ N	283-24-9	125.212			166 ⁵⁰⁰			
539	1-Azabicyclo[2.2.2]octane	Quinuclidine	C ₇ H ₁₃ N	100-76-5	111.185	cry (eth)	157(3)				vs H ₂ O, ace, eth, EtOH
540	1-Azabicyclo[2.2.2]octan-3-ol	3-Quinuclidinol	C ₇ H ₁₃ NO	1619-34-7	127.184	cry (bz)	221	120 sub			s ace
541	Azacididine	4-Amino-1-β-D-ribofuranosyl-1,3,5-triazine-2(1H)-one	C ₈ H ₁₂ N ₄ O ₅	320-67-2	244.205	cry	229				
542	Azacyclotridecan-2-one		C ₁₂ H ₂₃ NO	947-04-6	197.317		152.5				
543	8-Azaguanine		C ₄ H ₄ N ₆ O	134-58-7	152.114		300				
544	Azaserine		C ₅ H ₇ N ₃ O ₄	115-02-6	173.128	ye-grn orth cry	150 dec				vs H ₂ O; sl EtOH, ace, MeOH
545	Azathioprine	1H-Purine, 6-[(1-methyl-4-nitro-1H-imidazol-5-yl)thio]-	C ₉ H ₇ N ₇ O ₂ S	446-86-6	277.263	ye cry	243 dec				sl H ₂ O, EtOH, chl
546	6-Azauridine	2-β-D-Ribofuranosyl-1,2,4-triazine-3,5(2H,4H)-dione	C ₈ H ₁₁ N ₃ O ₆	54-25-1	245.189		158				s H ₂ O
547	Azetidine		C ₃ H ₇ N	503-29-7	57.095	liq	-70.0	58(7)	0.8436 ²⁰	1.4287 ²⁵	vs ace, bz, eth, EtOH
548	2-Azetidinecarboxylic acid		C ₄ H ₇ NO ₂	2517-04-6	101.105	cry (95% MeOH)	217 dec				
549	2-Azetidinone		C ₃ H ₅ NO	930-21-2	71.078		73.5	106 ¹⁵			vs eth, EtOH, chl
550	Azidobenzene		C ₆ H ₅ N ₃	622-37-7	119.124	pa ye oil	-27.5	70 ¹¹	1.0860 ²⁰	1.5589 ²⁵	i H ₂ O; sl EtOH, eth
551	1-Azido-4-chlorobenzene		C ₆ H ₄ ClN ₃	3296-05-7	153.569		20	96 ²⁰	1.2634 ²⁵		i H ₂ O; s eth
552	2-Azidoethanol		C ₂ H ₅ N ₃ O	1517-05-1	87.080			75 ⁴⁰	1.146 ²⁴		vs H ₂ O
553	1-Azido-4-methylbenzene		C ₇ H ₇ N ₃	2101-86-2	133.151		-29.0	180 dec	1.0527 ²³		vs eth, EtOH
554	(Azidomethyl)benzene		C ₇ H ₇ N ₃	622-79-7	133.151			108 ²³	1.0730 ¹⁹	1.5341 ²⁵	i H ₂ O; msc EtOH, eth
555	Azinphos ethyl		C ₁₂ H ₁₈ N ₂ O ₃ PS ₂	2642-71-9	345.377	nd	51.3(0.5)	111 ^{0.001}	1.284 ²⁰		reac alk
556	Azinphos-methyl		C ₁₀ H ₁₄ N ₂ O ₃ PS ₂	86-50-0	317.324		72(2)		1.44 ²⁰		
557	1-Aziridineethanol		C ₄ H ₆ NO	1072-52-2	87.120			168	1.088 ²⁵	1.4560 ²⁰	
558	trans-Azobenzene	trans-Diphenyldiazene	C ₁₂ H ₁₀ N ₂	17082-12-1	182.220	oran-red mcl lf (al)	67.88(0.03)	300.0(0.6)	1.203 ²⁰	1.6266 ¹⁸	sl H ₂ O; s EtOH, eth, bz, chl; vs py
559	cis-Azobenzene	cis-Diphenyldiazene	C ₁₂ H ₁₀ N ₂	1080-16-6	182.220	oran-red pl (peth)	71.6(0.4)				sl H ₂ O; s EtOH, eth, bz, HOAc, lig
560	3,3'-Azobenzenedisulfonyl chloride		C ₁₂ H ₆ Cl ₂ N ₂ O ₄ S ₂	104115-88-0	379.239	red nd (eth)	166.5				vs eth
561	1,1'-Azobiscyclohexanecarbonitrile		C ₁₄ H ₂₀ N ₄	2094-98-6	244.336		100				i H ₂ O; s liig
562	2,2'-Azobis[isobutyronitrile]	2,2'-Azobis[2-methylpropionitrile]	C ₈ H ₁₂ N ₄	78-67-1	164.208						i H ₂ O; sl EtOH, eth
563	Azobutane		C ₈ H ₁₈ N ₂	2159-75-3	142.242			60 ¹⁸			
564	Azopropane		C ₆ H ₁₄ N ₂	821-67-0	114.188			114			
565	cis-Azoxybenzene	Diphenyldiazene 1-oxide, (E)	C ₁₂ H ₁₀ N ₂ O	21650-65-7	198.219		87		1.166 ²⁰	1.633 ²⁰	
566	trans-Azoxybenzene	Diphenyldiazene 1-oxide, (Z)	C ₁₂ H ₁₀ N ₂ O	20972-43-4	198.219		34.6		1.1590 ²⁶		i H ₂ O; s EtOH, eth
567	Azoxyethane	Diethyldiazene 1-oxide	C ₄ H ₁₀ N ₂ O	16301-26-1	102.134	liq		46			
568	Azulene	Bicyclo[5.3.0]decapentaene	C ₁₀ H ₆	275-51-4	128.171	bl or gr-blk lf (al)	99	249.0(0.5)			i H ₂ O; s EtOH, eth, ace, acid; sl chl
569	Balan	N-Butyl-N'-ethyl-2,6-dinitro-4-(trifluoromethyl)aniline	C ₁₃ H ₁₆ F ₃ N ₃ O ₄	1861-40-1	335.279		65.6(0.5)	121 ^{0.5}			
570	Barban		C ₁₁ H ₉ Cl ₂ NO ₂	101-27-9	258.101		72.4(0.5)				
571	Barbital	5,5-Diethylbarbituric acid	C ₈ H ₁₂ N ₂ O ₃	57-44-3	184.192	nd (w)	189(1)		1.220 ²⁵		sl H ₂ O; s EtOH, eth, ace, chl, lig, tfa
572	Barbituric acid		C ₄ H ₄ N ₂ O ₃	67-52-7	128.086	orth pr (w +2)	248	260 dec			s H ₂ O, eth; sl EtOH
573	Bayleton	Triadimefon	C ₁₄ H ₁₆ ClN ₃ O ₂	43121-43-3	293.749		77.0(0.5)		1.22 ²⁰		
574	Bebeerine		C ₃₆ H ₃₆ N ₂ O ₆	477-60-1	594.696	cry (bz, eth, chl-MeOH)	221				s EtOH, MeOH, eth; vs ace, chl
575	Benactyzine	2-(Diethylamino)ethyl benzilate	C ₂₀ H ₂₅ NO ₃	302-40-9	327.418	cry	51				
576	Benactyzine hydrochloride	2-Diethylaminoethyl benzilate hydrochloride	C ₂₀ H ₂₆ ClNO ₃	57-37-4	363.878		177.5				s H ₂ O; i eth

535
Aurin536
Aurin tricarboxylic acid, triammonium salt537
Avermectin B1a538
3-Azabicyclo[3.2.2]nonane539
1-Azabicyclo[2.2.2]octane540
1-Azabicyclo[2.2.2]octan-3-ol541
Azacitidine542
Azacyclotridecan-2-one543
8-Azaguanine544
Azaserine545
Azathioprine546
6-Azauridine547
Azetidine548
2-Azetidinecarboxylic acid549
2-Azetidinone550
Azidobenzene551
1-Azido-4-chlorobenzene552
2-Azidoethanol553
1-Azido-4-methylbenzene554
(Azidomethyl)benzene555
Azinphos ethyl556
Azinphos-methyl557
1-Aziridineethanol558
trans-Azobenzene559
cis-Azobenzene560
3,3'-Azobenzenedisulfonyl chloride561
1,1'-Azobiscyclohexanecarbonitrile562
2,2'-Azobis(isobutyronitrile)563
Azobutane564
Azopropane565
cis-Azoxybenzene566
trans-Azoxybenzene567
Azoxyethane568
Azulene569
Balan570
Barban571
Barbitol572
Barbituric acid573
Bayleton574
Bebeerine575
Benactyzine576
Benactyzine hydrochloride

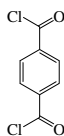
No.	Name	Synonym	Mol. Form.	CAS RN	Mol. Wt.	Physical Form	mp/°C	bp/°C	den g cm ⁻³	n _D	Solubility
577	Benalaxyl		C ₂₀ H ₂₃ NO ₃	71626-11-4	325.402		79		1.27 ²⁵		
578	Bendiocarb	1,3-Benzodioxol-4-ol, 2,2-dimethyl-, methylcarbamate	C ₁₁ H ₁₃ NO ₄	22781-23-3	223.226		129.6(0.5)		1.25 ²⁰		
579	Bendroflumethiazide		C ₁₅ H ₁₄ F ₃ N ₂ O ₄ S ₂	73-48-3	421.415	cry	225				i H ₂ O, bz, eth; s EtOH, ace
580	Benomyl		C ₁₄ H ₁₈ N ₄ O ₃	17804-35-2	290.318		dec				
581	Bensulfuron-methyl		C ₁₆ H ₁₈ N ₄ O ₇ S	83055-99-6	410.402		187				
582	Bensulide		C ₁₄ H ₉ NO ₄ PS ₃	741-58-2	397.514		38.4(0.5)		1.224 ²⁰		
583	Bentazon		C ₁₀ H ₁₂ N ₂ O ₃ S	25057-89-0	240.278		139.7(0.5)				
584	Benz[c]acridine	12-Azabenz[a]anthracene	C ₁₇ H ₁₁ N	225-51-4	229.276	nd (dil al)	132				vs bz, eth, EtOH
585	Benzaldehyde	Benzenecarboxaldehyde	C ₇ H ₆ O	100-52-7	106.122	liq	-57.12(0.05)	178.7(0.4)	1.0401 ²⁵	1.5463 ²⁰	sl H ₂ O; msc EtOH, eth; vs ace, bz
586	Benzaldehyde hydrazone	Benzylidene hydrazine	C ₇ H ₈ N ₂	5281-18-5	120.152	lf	16	140 ¹⁴			s EtOH
587	cis-Benzaldehyde oxime		C ₇ H ₇ NO	622-32-2	121.137	pr	36.5	200	1.1111 ²⁰	1.5908 ²⁰	vs bz, eth, EtOH
588	trans-Benzaldehyde oxime		C ₇ H ₇ NO	622-31-1	121.137	nd (eth)	35	119 ¹⁰	1.145 ²⁰		s H ₂ O; vs EtOH, eth
589	Benzaldehyde, phenylhydrazone		C ₁₃ H ₁₂ N ₂	588-64-7	196.247	nd (lig), pr	157.0				sl EtOH, eth; s ace, bz, liq NH ₃
590	Benzaldehyde, (phenylmethylene)hydrazone		C ₁₄ H ₁₂ N ₂	588-68-1	208.258	ye pr (al)	93(1)				i H ₂ O; s EtOH, eth, ace, bz, chl; sl ctc
591	Benzamide	Benzoic acid amide	C ₇ H ₇ NO	55-21-0	121.137	mcl pr or pl (w)	128(1)	306(2)	1.0792 ¹³⁰		sl H ₂ O, eth, bz; vs EtOH, ctc, CS ₂
592	Benz[a]anthracene	1,2-Benzanthracene	C ₁₈ H ₁₂	56-55-3	228.288	lf (al)	160(2)	438			i H ₂ O; vs EtOH
593	Benz[a]anthracene-7,12-dione		C ₁₈ H ₁₀ O ₂	2498-66-0	258.271		168(1)				sl EtOH, eth, lig; s ace; vs bz, chl
594	Benzanthrone		C ₁₇ H ₁₀ O	82-05-3	230.260		173.0(0.3)				sl bz
595	Benzene	[6]Annulene	C ₆ H ₆	71-43-2	78.112	orth pr or liq	5.538(0.002)	80.08(0.07)	0.8765 ²⁰	1.5011 ²⁰	sl H ₂ O; msc EtOH, eth, ace, chl; s ctc
596	Benzenecetaldehyde	Phenylacetaldehyde	C ₈ H ₈ O	122-78-1	120.149		33.5	202(5)	1.0272 ²⁰	1.5255 ²⁰	sl H ₂ O; s ace; msc EtOH, eth
597	Benzenacetamide	α-Phenylacetamide	C ₈ H ₉ NO	103-81-1	135.163		157				sl H ₂ O, eth, bz; s EtOH
598	Benzenecetic acid	Phenylacetic acid	C ₈ H ₈ O ₂	103-82-2	136.149	lf, pl (peth)	76.7(0.2)	268(2)	1.228 ⁶		sl H ₂ O, chl; vs EtOH, eth; s ace; i lig
599	Benzenecetic acid, hydrazide		C ₈ H ₁₀ N ₂ O	937-39-3	150.177		115.5				
600	Benzenecetic anhydride		C ₁₆ H ₁₄ O ₃	1555-80-2	254.280	pr or nd (eth)	73.3	195 ¹²			vs eth, chl
601	Benzenecetonitrile	Benzyl cyanide	C ₈ H ₇ N	140-29-4	117.149	liq	-22.1(0.5)	232(2)	1.0205 ¹⁵	1.5211 ²⁵	
602	Benzenecetyl chloride	Phenylacetyl chloride	C ₈ H ₇ ClO	103-80-0	154.594			170 ²⁵⁰	1.1682 ²⁰	1.5325 ²⁰	vs eth
603	Benzenearsonic acid		C ₆ H ₇ AsO ₃	98-05-5	202.040	cry (w)	158 dec				vs H ₂ O, EtOH
604	Benzeneboronic acid		C ₆ H ₇ BO ₂	98-80-6	121.930		219				sl H ₂ O; s EtOH, eth, bz
605	Benzenebutanoic acid	4-Phenylbutanoic acid	C ₁₀ H ₁₂ O ₂	1821-12-1	164.201	lf (w)	51(1)	296(2)			s H ₂ O, EtOH, eth
606	Benzenebutanol	4-Phenyl-1-butanol	C ₁₀ H ₁₄ O	3360-41-6	150.217			140 ¹⁴		1.5214 ²⁰	
607	Benzenecarboperoxo acid	Perbenzoic acid	C ₇ H ₆ O ₃	93-59-4	138.121	mcl pl (peth)	42	100 ¹⁴			vs ace, bz, eth, EtOH
608	Benzenecarbothioamide		C ₇ H ₇ NS	2227-79-4	137.203		117				
609	Benzenecarbothioic acid		C ₇ H ₆ OS	98-91-9	138.187	ye pl (HOAc)	24	86 ¹⁰	1.28 ²⁰	1.6040 ²⁰	vs ace, bz, eth, EtOH
610	Benzenecarboximidamide, monohydrochloride		C ₇ H ₉ ClN ₂	1670-14-0	156.612	orth pr (w +2)	169				s H ₂ O, EtOH; sl tfa
611	1,2-Benzenediamine	o-Phenylenediamine	C ₆ H ₈ N ₂	95-54-5	108.141	brsh ye lf (w) pl (chl)	103(1)	257(9)			s H ₂ O, eth, bz, chl; vs EtOH
612	1,3-Benzenediamine	m-Phenylenediamine	C ₆ H ₈ N ₂	108-45-2	108.141	orth (al)	65.5(0.9)	282(18)	1.0096 ⁵⁸	1.6339 ⁵⁸	vs H ₂ O; s EtOH, eth, bz
613	1,4-Benzenediamine	p-Phenylenediamine	C ₆ H ₈ N ₂	106-50-3	108.141	wh pl (bz, eth)	140.3(0.6)	267			sl H ₂ O; s EtOH, eth, bz, chl
614	1,2-Benzenediamine, dihydrochloride		C ₆ H ₁₀ Cl ₂ N ₂	615-28-1	181.062		250 dec				
615	1,3-Benzenediamine, dihydrochloride		C ₆ H ₁₀ Cl ₂ N ₂	541-69-5	181.062						s H ₂ O
616	1,4-Benzenediamine, dihydrochloride		C ₆ H ₁₀ Cl ₂ N ₂	624-18-0	181.062						s H ₂ O
617	1,2-Benzenedicarbonyl dichloride	Phthaloyl chloride	C ₈ H ₄ Cl ₂ O ₂	88-95-9	203.023		15.5	284(10)	1.4089 ²⁰	1.5684 ²⁰	



No.	Name	Synonym	Mol. Form.	CAS RN	Mol. Wt.	Physical Form	mp/°C	bp/°C	den g cm ⁻³	n _D	Solubility
618	1,3-Benzenedicarbonyl dichloride		C ₈ H ₄ Cl ₂ O ₂	99-63-8	203.023	pr(eth)	43.5	276	1.3880 ¹⁷	1.570 ⁴⁷	sl H ₂ O, EtOH; s eth
619	1,4-Benzenedicarbonyl dichloride		C ₈ H ₄ Cl ₂ O ₂	100-20-9	203.023	nd or pl (lig)	83.5	258			s eth
620	1,2-Benzenedicarboxaldehyde		C ₈ H ₆ O ₂	643-79-8	134.133	ye cry or nd (lig)	55.8	83 ^{0.8}			vs eth, EtOH
621	1,3-Benzenedicarboxaldehyde		C ₈ H ₆ O ₂	626-19-7	134.133	nd (dil al)	89(2)	246			sl H ₂ O, eth, chl; vs EtOH; s ace, bz
622	1,4-Benzenedicarboxaldehyde		C ₈ H ₆ O ₂	623-27-8	134.133	nd (w)	117	246			sl H ₂ O; vs EtOH; s eth, chl, alk
623	1,2-Benzenedicarboxamide	Phthalamide	C ₈ H ₈ N ₂ O ₂	88-96-0	164.162	cry	222	dec			sl H ₂ O, EtOH; i eth
624	1,4-Benzenedicarboxamide		C ₈ H ₈ N ₂ O ₂	3010-82-0	164.162	nd (w), pl (HOAc)	322.3				
625	1,2-Benzenedicarboxylic acid, bis(2-butoxyethyl) ester	Bis(2-butoxyethyl) phthalate	C ₂₀ H ₃₀ O ₆	117-83-9	366.448			409(18)			
626	1,2-Benzenedicarboxylic acid, bis(2-methoxyethyl) ester	Bis(2-methoxyethyl) phthalate	C ₁₄ H ₁₈ O ₆	117-82-8	282.289		-60.0	230 ¹⁰	1.1596 ²⁰		
627	1,2-Benzenedicarboxylic acid, diallyl ester	Diallyl phthalate	C ₁₄ H ₁₄ O ₄	131-17-9	246.259			161 ⁴			
628	1,2-Benzenedicarboxylic acid, dipropyl ester	Dipropyl phthalate	C ₁₄ H ₁₈ O ₄	131-16-8	250.291	liq	-31.0	319(2)	1.0767 ²⁰		i H ₂ O; s EtOH, eth
629	1,3-Benzenedimethanamine	<i>m</i> -Xylene diamine	C ₈ H ₁₂ N ₂	1477-55-0	136.194			247	1.052 ²⁰		vs H ₂ O, eth, EtOH
630	1,2-Benzenedimethanol		C ₈ H ₁₀ O ₂	612-14-6	138.164	pl (eth, peth)	66(3)	145 ³			s H ₂ O, EtOH; vs eth; sl bz
631	1,3-Benzenedimethanol		C ₈ H ₁₀ O ₂	626-18-6	138.164	nd (bz)	57	156 ¹³	1.1610 ¹⁸		vs H ₂ O, eth, EtOH
632	1,4-Benzenedimethanol		C ₈ H ₁₀ O ₂	589-29-7	138.164	nd (w)	117.5	140 ¹			vs H ₂ O, ace, eth, EtOH
633	1,2-Benzenediol, diacetate		C ₁₀ H ₁₀ O ₄	635-67-6	194.184	nd (al)	64.5	142 ⁹			i H ₂ O; vs EtOH, eth, chl; s peth
634	1,4-Benzenediol, diacetate		C ₁₀ H ₁₀ O ₄	1205-91-0	194.184	pl (w, al)	123.5		0.8731 ²⁵		s H ₂ O; vs EtOH, eth, chl, lig
635	1,3-Benzenediol, monobenzoate		C ₁₃ H ₁₀ O ₃	136-36-7	214.216		134.5				
636	1,3-Benzenedisulfonic acid		C ₆ H ₆ O ₆ S ₂	98-48-6	238.238	hyg cry					
637	1,3-Benzenedisulfonyl dichloride		C ₆ H ₄ Cl ₂ O ₄ S ₂	585-47-7	275.130		61.8	195 ^{10.5}			
638	1,2-Benzenedithiol		C ₆ H ₆ S ₂	17534-15-5	142.242		28.5	238.5			vs EtOH, eth, bz; s AcOEt
639	1,3-Benzenedithiol		C ₆ H ₆ S ₂	626-04-0	142.242	lf	27	245			vs bz, eth, EtOH
640	Benzenethanamine	1-Amino-2-phenylethane	C ₈ H ₁₁ N	64-04-0	121.180	liq	<0	204(4)	0.9640 ²⁵	1.5290 ²⁵	s H ₂ O, ctc; vs EtOH, eth
641	Benzenethanamine, hydrochloride		C ₈ H ₁₂ ClN	156-28-5	157.641	pl or lf (al)	218.5				vs H ₂ O, EtOH
642	Benzenethanol	Phenethyl alcohol	C ₈ H ₁₀ O	60-12-8	122.164	liq	-19(2)	220(3)	1.0202 ²⁰	1.5325 ²⁰	sl H ₂ O; msc EtOH, eth
643	Benzenhexacarboxylic acid	Mellitic acid	C ₁₂ H ₆ O ₁₂	517-60-2	342.169	nd (al)	287 dec				vs H ₂ O; s EtOH, sulf
644	Benzenemethanamine, hydrochloride		C ₇ H ₁₀ ClN	3287-99-8	143.614		258.3				vs H ₂ O, EtOH
645	Benzenemethanesulfonyl chloride		C ₇ H ₇ ClO ₂ S	1939-99-7	190.648	pr (eth), nd (bz)	93				vs eth, bz
646	Benzenemethanesulfonyl fluoride		C ₇ H ₇ FO ₂ S	329-98-6	174.193		92.0				
647	Benzenemethanethiol	Thiobenzyl alcohol	C ₇ H ₈ S	100-53-8	124.204	liq	-30	199(1)	1.058 ²⁰	1.5151 ²⁰	i H ₂ O; vs EtOH, eth; sl ctc; s CS ₂
648	Benzenepentanoic acid	5-Phenylvaleric acid	C ₁₁ H ₁₄ O ₂	2270-20-4	178.228	pl (w), pr (peth)	59(1)	190 ³⁰			sl H ₂ O; vs EtOH; s os
649	Benzenepentanol		C ₁₁ H ₁₆ O	10521-91-2	164.244			155 ²⁰	0.9725 ²⁰	1.5156 ²⁰	vs eth, EtOH
650	Benzenepropanal	Hydrocinnamic aldehyde	C ₉ H ₁₀ O	104-53-0	134.174	mcl	47	224	1.0190 ²⁰		i H ₂ O; vs EtOH; msc eth
651	Benzenepropanenitrile	Hydrocinnamonitrile	C ₉ H ₉ N	645-59-0	131.174	liq	-1	261	1.0016 ²⁰	1.5266 ²⁸	s EtOH, eth; sl chl
652	Benzenepropanethiol		C ₉ H ₁₂ S	24734-68-7	152.256			121 ²³	1.01 ²⁵	1.5494 ²⁰	
653	Benzenepropanoic acid	Hydrocinnamic acid	C ₉ H ₁₀ O ₂	501-52-0	150.174	nd (w)	48.4(0.3)	284(2)	1.0712 ⁴⁹		s H ₂ O, EtOH, eth, ctc, CS ₂ ; vs bz
654	Benzenepropanol	Hydrocinnamyl alcohol	C ₉ H ₁₂ O	122-97-4	136.190		<-18	241(4)	0.995 ²⁵	1.5357 ²⁵	s H ₂ O, ctc; msc EtOH, eth



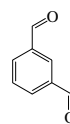
618
1,3-Benzenedicarbonyl dichloride



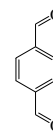
619
1,4-Benzenedicarbonyl dichloride



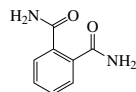
620
1,2-Benzenedicarboxaldehyde



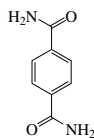
621
1,3-Benzenedicarboxaldehyde



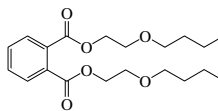
622
1,4-Benzenedicarboxaldehyde



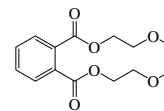
623
1,2-Benzenedicarboxamide



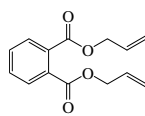
624
1,4-Benzenedicarboxamide



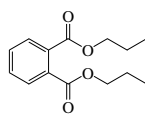
625
1,2-Benzenedicarboxylic acid, bis(2-butoxyethyl) ester



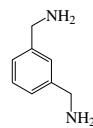
626
1,2-Benzenedicarboxylic acid, bis(2-methoxyethyl) ester



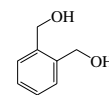
627
1,2-Benzenedicarboxylic acid, diallyl ester



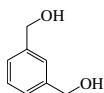
628
1,2-Benzenedicarboxylic acid, dipropyl ester



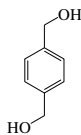
629
1,3-Benzenedimethanamine



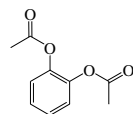
630
1,2-Benzenedimethanol



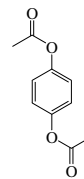
631
1,3-Benzenedimethanol



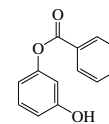
632
1,4-Benzenedimethanol



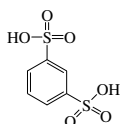
633
1,2-Benzenediol, diacetate



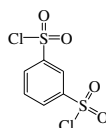
634
1,4-Benzenediol, diacetate



635
1,3-Benzenediol, monobenzoate



636
1,3-Benzenedisulfonic acid



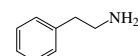
637
1,3-Benzenedisulfonyl dichloride



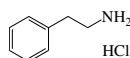
638
1,2-Benzenedithiol



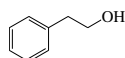
639
1,3-Benzenedithiol



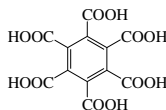
640
Benzenethanamine



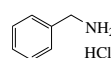
641
Benzenethanamine, hydrochloride



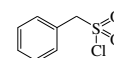
642
Benzenethanol



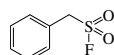
643
Benzenhexacarboxylic acid



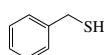
644
Benzenemethanamine, hydrochloride



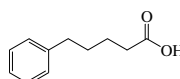
645
Benzenemethanesulfonyl chloride



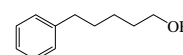
646
Benzenemethanesulfonyl fluoride



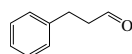
647
Benzenemethanethiol



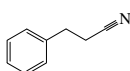
648
Benzenepentanoic acid



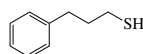
649
Benzenepentanol



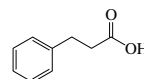
650
Benzenepropanal



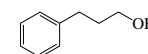
651
Benzenepropanenitrile



652
Benzenepropanethiol

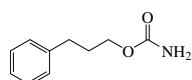


653
Benzenepropanoic acid

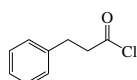


654
Benzenepropanol

No.	Name	Synonym	Mol. Form.	CAS RN	Mol. Wt.	Physical Form	mp/°C	bp/°C	den g cm ⁻³	n _D	Solubility
655	Benzenepropanol carbamate	Phenprobamate	C ₁₀ H ₁₃ NO ₂	673-31-4	179.216		103.4(0.5)				i H ₂ O; s EtOH, chl
656	Benzenepropanoyl chloride		C ₉ H ₉ ClO	645-45-4	168.619			225 dec	1.135 ²¹		s eth, CS ₂
657	Benzeneseleninic acid	Phenylseleninic acid	C ₆ H ₆ O ₂ Se	6996-92-5	189.07		124.5		1.93 ²⁰		sl H ₂ O; i bz; vs alk
658	Benzeneselenol		C ₆ H ₆ Se	645-96-5	157.07			183.6	1.4865 ¹⁵		i H ₂ O; s EtOH; vs eth, ctc
659	Benzenesulfinic acid		C ₆ H ₆ O ₂ S	618-41-7	142.176	pr (w)	84	dec			sl H ₂ O; s EtOH, eth, bz; i peth
660	Benzenesulfinyl chloride		C ₆ H ₅ ClOS	4972-29-6	160.621	pl (peth)	38	71 ^{1.5}	1.3469 ²⁵	1.3470 ²⁵	s eth, chl
661	Benzenesulfonamide		C ₆ H ₇ NO ₂ S	98-10-2	157.191	lf, nd (w)	156(1)				sl H ₂ O, tfa; s EtOH, eth
662	Benzenesulfonic acid	Besylic acid	C ₆ H ₆ O ₃ S	98-11-3	158.175	nd (bz)	65				vs H ₂ O, EtOH; i eth; sl bz; s HOAc
663	Benzenesulfonyl chloride	Phenylsulfonyl chloride	C ₆ H ₅ ClO ₂ S	98-09-9	176.621	liq	14.5	252(7)	1.3470 ¹⁵		i H ₂ O; vs EtOH; s eth, ctc
664	Benzenesulfonyl fluoride	Phenylsulfonyl fluoride	C ₆ H ₅ FO ₂ S	368-43-4	160.166			203.5	1.3286 ²⁰	1.4932 ¹⁸	s EtOH, eth
665	1,2,4,5-Benzenetetracarboxylic acid	Pyromellitic acid	C ₁₀ H ₆ O ₈	89-05-4	254.150	tcl pr (w+2)	271(2)				sl H ₂ O; s EtOH
666	Benzenethiol	Phenyl mercaptan	C ₆ H ₆ S	108-98-5	110.177	liq	-14.87(0.05)	169.1(0.2)	1.0775 ²⁰	1.5893 ²⁰	i H ₂ O; s EtOH, eth, bz; sl ctc
667	1,3,5-Benzenetricarbonyl trichloride		C ₉ H ₃ Cl ₃ O ₃	4422-95-1	265.477		36.3	180 ¹⁶			s chl
668	1,2,3-Benzenetricarboxylic acid	Hemimellitic acid	C ₉ H ₆ O ₆	569-51-7	210.140	pr (al)	209(2)		1.546 ²⁰		vs eth, EtOH
669	1,2,4-Benzenetricarboxylic acid	Trimellitic acid	C ₉ H ₆ O ₆	528-44-9	210.140	nd (w) cry (al) cry (HOAc)	219				vs H ₂ O, eth, EtOH
670	1,3,5-Benzenetricarboxylic acid		C ₉ H ₆ O ₆	554-95-0	210.140	pr or nd (w+1)	380				sl H ₂ O; vs EtOH, eth
671	1,2,4-Benzenetricarboxylic acid 1,2-anhydride, 4-chloride	4-(Chloroformyl)phthalic anhydride	C ₉ H ₃ ClO ₄	1204-28-0	210.571		66				
672	1,2,4-Benzenetricarboxylic acid, triallyl ester		C ₁₈ H ₁₈ O ₆	2694-54-4	330.332		<-30		1.164 ²⁰		
673	1,2,3-Benzenetriol	Pyrogallol	C ₆ H ₆ O ₃	87-66-1	126.110	lf or nd (bz)	125.5(0.5)	307(4)	1.453 ⁴	1.561 ¹³⁴	vs H ₂ O, EtOH, eth, NH ₃ ; s ace; i bz
674	1,2,4-Benzenetriol	Hydroxyhydroquinone	C ₆ H ₆ O ₃	533-73-3	126.110	pl (eth), lf or pl (w)	140.5				vs H ₂ O, EtOH, eth; i bz, chl
675	1,3,5-Benzenetriol	Phloroglucinol	C ₆ H ₆ O ₃	108-73-6	126.110	lf or pl (w +2)	216(1)	sub	1.46 ²⁵		sl H ₂ O; vs EtOH, eth, bz, py; s ace
676	1,2,4-Benzenetriol triacetate		C ₁₂ H ₁₂ O ₆	613-03-6	252.219		99	300			s EtOH, chl, MeOH
677	Benzestrol		C ₂₀ H ₂₆ O ₂	85-95-0	298.419	cry (al)	164				vs ace, eth, EtOH, HOAc
678	Benzethonium chloride		C ₂₇ H ₄₂ ClNO ₂	121-54-0	448.081	pl (chl/eth)	165 (hyd)				vs H ₂ O; s ace, chl, EtOH
679	Benzidene-3,3'-dicarboxylic acid	3,3'-Dicarboxybenzidine	C ₁₄ H ₁₂ N ₂ O ₄	2130-56-5	272.256	nd	300 dec				
680	p-Benzidine	[1,1'-Biphenyl]-4,4'-diamine	C ₁₂ H ₁₂ N ₂	92-87-5	184.236	nd (w)	127.0(0.5)	401			sl H ₂ O, eth, DMSO; s EtOH
681	Benzil	Diphenylethanedione	C ₁₄ H ₁₀ O ₂	134-81-6	210.228	ye pr (al)	94.84(0.03)	332(13)	1.084 ¹⁰²		i H ₂ O; vs EtOH, eth; s ace; sl ctc
682	1H-Benzimidazol-2-amine		C ₇ H ₇ N ₃	934-32-7	133.151	pl (w)	231.9(0.3)				s H ₂ O, EtOH, ace; sl eth, bz, DMSO
683	1H-Benzimidazole	N,N'-Methenyl-o-phenylenediamine	C ₇ H ₆ N ₂	51-17-2	118.136	orth bipym pl (w)	172.2(0.9)	>360			sl H ₂ O, eth; vs EtOH; i bz; s dil alk
684	1H-Benzimidazole-2-acetonitrile		C ₉ H ₇ N ₃	4414-88-4	157.172		208.4				
685	1H-Benz[de]isoquinoline-1,3(2H)-dione		C ₁₂ H ₈ NO ₂	81-83-4	197.190	nd (chl-al)	300				
686	Benzo[<i>c</i>]chrysene		C ₂₂ H ₁₄	194-69-4	278.346	nd (AcOH)	125.4(0.5)				
687	Benzo[<i>g</i>]chrysene	Benzo[<i>a</i>]triphenylene	C ₂₂ H ₁₄	196-78-1	278.346	nd (AcOH)	114.5				
688	1H,3H-Benzo[1,2- <i>c</i> :4,5- <i>c'</i>]difuran-1,3,5,7-tetrone		C ₁₀ H ₂ O ₆	89-32-7	218.119		286(2)				
689	1,3,2-Benzodioxaborole		C ₆ H ₆ BO ₂	274-07-7	119.914		12	88 ¹⁵⁶	1.2700 ²⁰	1.5070 ²⁰	
690	1,3-Benzodioxol-5-amine		C ₇ H ₇ NO ₂	14268-66-7	137.137		42	144 ¹⁶			
691	1,3-Benzodioxole		C ₇ H ₆ O ₂	274-09-9	122.122			169(1)	1.064 ²⁵	1.5398 ²⁰	



655
Benzenepropanol carbamate



656
Benzenepropanoyl chloride



657
Benzeneseleninic acid



658
Benzeneselenol



659
Benzenesulfinic acid



660
Benzenesulfinyl chloride



661
Benzenesulfonamide



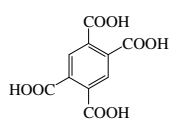
662
Benzenesulfonic acid



663
Benzenesulfonyl chloride



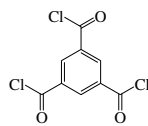
664
Benzenesulfonyl fluoride



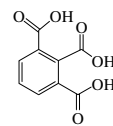
665
1,2,4,5-Benzenetetracarboxylic acid



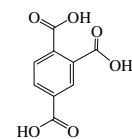
666
Benzenethiol



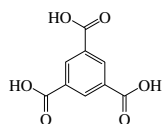
667
1,3,5-Benzenetricarbonyl trichloride



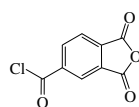
668
1,2,3-Benzenetricarboxylic acid



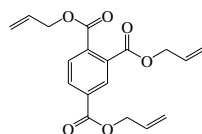
669
1,2,4-Benzenetricarboxylic acid



670
1,3,5-Benzenetricarboxylic acid



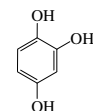
671
1,2,4-Benzenetricarboxylic acid 1,2-anhydride, 4-chloride



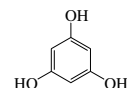
672
1,2,4-Benzenetricarboxylic acid, triallyl ester



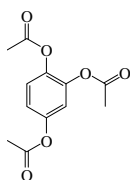
673
1,2,3-Benzenetriol



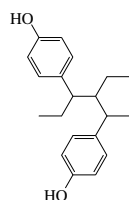
674
1,2,4-Benzenetriol



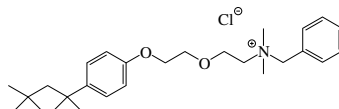
675
1,3,5-Benzenetriol



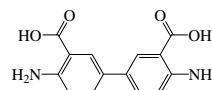
676
1,2,4-Benzenetriol triacetate



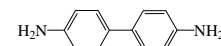
677
Benzenestrol



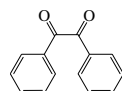
678
Benzenethonium chloride



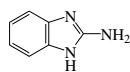
679
Benzenedene-3,3'-dicarboxylic acid



680
p-Benzidine



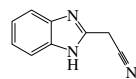
681
Benzil



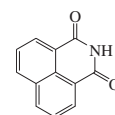
682
1*H*-Benzimidazol-2-amine



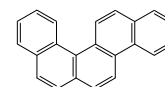
683
1*H*-Benzimidazole



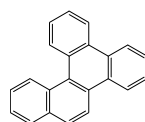
684
1*H*-Benzimidazole-2-acetonitrile



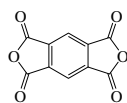
685
1*H*-Benz[de]isoquinoline-1,3(2*H*)-dione



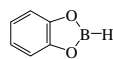
686
Benzo[*c*]chrysene



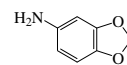
687
Benzo[*g*]chrysene



688
1*H*,3*H*-Benzo[1,2-*c*:4,5-*c'*]difuran-1,3,5,7-tetrone



689
1,3,2-Benzodioxaborole

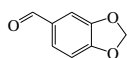


690
1,3-Benzodioxole-5-amine

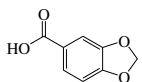


691
1,3-Benzodioxole

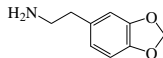
No.	Name	Synonym	Mol. Form.	CAS RN	Mol. Wt.	Physical Form	mp/°C	bp/°C	den g cm ⁻³	n _D	Solubility
692	1,3-Benzodioxole-5-carboxaldehyde	Piperonal	C ₈ H ₆ O ₃	120-57-0	150.132		37(1)	263			sl H ₂ O; vs EtOH; msc eth; s ace, chl
693	1,3-Benzodioxole-5-carboxylic acid	Piperonylic acid	C ₈ H ₆ O ₄	94-53-1	166.132		229				
694	1,3-Benzodioxole-5-ethanamine		C ₉ H ₁₁ NO ₂	1484-85-1	165.189			166 ²⁰	1.225 ²⁰	1.5620 ²⁰	
695	1,3-Benzodioxole-5-methanamine		C ₈ H ₉ NO ₂	2620-50-0	151.163			139 ¹³	1.214 ²⁵	1.5635 ²⁰	
696	1,3-Benzodioxole-5-methanol		C ₈ H ₈ O ₃	495-76-1	152.148	nd (peth)	58	157 ¹⁶			sl H ₂ O; s EtOH, eth, bz, chl; i lig
697	1,3-Benzodioxol-5-ol		C ₇ H ₆ O ₃	533-31-3	138.121		64.9				
698	<i>trans,trans</i> -5-(1,3-Benzodioxol-5-yl)-2,4-pentadienoic acid	Piperinic acid	C ₁₂ H ₁₀ O ₄	136-72-1	218.205	nd (al), ye nd (sub)	215.8	sub			vs EtOH
699	7,8-Benzoflavone	2-Phenyl-4 <i>H</i> -naphtho[1,2- <i>b</i>]pyran-4-one	C ₁₉ H ₁₂ O ₂	604-59-1	272.297	ye pl (al)	157				sl EtOH, chl; s sulf
700	Benzo[<i>b</i>]fluoranthene	Benz[<i>e</i>]acephenanthrylene	C ₂₀ H ₁₂	205-99-2	252.309	nd (bz)	168.4(0.7)				i H ₂ O; msc bz
701	Benzo[<i>j</i>]fluoranthene	Dibenzo[<i>a,k</i>]fluorene	C ₂₀ H ₁₂	205-82-3	252.309	ye pl (al) nd (HOAc)	165.2(0.7)				i H ₂ O; sl EtOH, HOAc
702	Benzo[<i>k</i>]fluoranthene	2,3,1',8'-Binaphthylene	C ₂₀ H ₁₂	207-08-9	252.309	pa ye nd (bz)	217(1)	480			i H ₂ O; s EtOH, bz, HOAc
703	11 <i>H</i> -Benzo[<i>a</i>]fluorene		C ₁₇ H ₁₂	238-84-6	216.277	pl (ace or HOAc)	189.6(0.5)	405			i H ₂ O; sl EtOH; s eth, bz, chl
704	11 <i>H</i> -Benzo[<i>b</i>]fluorene		C ₁₇ H ₁₂	243-17-4	216.277		215(5)	401			i H ₂ O
705	Benzofuran	Coumarone	C ₈ H ₆ O	271-89-6	118.133		<-18	172(6)	1.0913 ²⁵	1.5615 ¹⁷	i H ₂ O; s EtOH, eth
706	2-Benzofurancarboxylic acid	Coumarilic acid	C ₉ H ₆ O ₃	496-41-3	162.142	nd (w)	192.5	312.5			vs EtOH
707	2(3 <i>H</i>)-Benzofuranone		C ₈ H ₆ O ₂	553-86-6	134.133		50	249	1.2236 ¹⁴		
708	3(2 <i>H</i>)-Benzofuranone		C ₈ H ₆ O ₂	7169-34-8	134.133	red nd (al)	102.5	152 ¹⁵			vs bz
709	1-(2-Benzofuranyl)ethanone		C ₁₀ H ₈ O ₂	1646-26-0	160.170		76	126 ¹¹			s H ₂ O
710	Benzofurazan, 1-oxide		C ₈ H ₆ N ₂ O ₂	480-96-6	136.108		72(1)		1.280 ⁸⁰		
711	Benzohydrazide	Benzoic acid, hydrazide	C ₇ H ₈ N ₂ O	613-94-5	136.151	pl (w)	115	267 dec			s H ₂ O, EtOH; sl eth, ace, chl
712	Benzoic acid	Benzenecarboxylic acid	C ₇ H ₆ O ₂	65-85-0	122.122	mcl lf or nd	122.340 (0.005)	250.2(0.6)	1.2659 ¹⁵	1.504 ¹³²	sl H ₂ O; vs EtOH, eth; s ace, bz, chl
713	Benzoic anhydride		C ₁₄ H ₁₀ O ₃	93-97-0	226.227	pr (eth)	42.6(0.8)	360	1.989 ¹⁵	1.5767 ¹⁵	i H ₂ O, lig; s EtOH, eth; sl chl
714	Benzoin	2-Hydroxy-1,2-diphenylethanone, (±)	C ₁₄ H ₁₂ O ₂	579-44-2	212.244		137(2)	343(13)	1.310 ²⁰		vs EtOH, chl
715	Benzonitrile	Phenyl cyanide	C ₇ H ₅ N	100-47-0	103.122	liq	-12.82(0.02)	191(1)	1.0093 ¹⁵	1.5289 ²⁰	sl H ₂ O; msc EtOH; vs ace, bz; s ctc
716	Benzo[<i>ghi</i>]perylene	1,12-Benzperylene	C ₂₂ H ₁₂	191-24-2	276.330	ye-grn lf (bz)	280(1)				i H ₂ O
717	Benzo[<i>c</i>]phenanthrene	Tetrahelixene	C ₁₈ H ₁₂	195-19-7	228.288		67(2)				i H ₂ O; sl EtOH, lig
718	Benzophenone	Diphenyl ketone	C ₁₃ H ₁₀ O	119-61-9	182.217	(α) orth pr (al); (β) mcl pr	48.0(0.2)	305.9(0.2)	1.111 ¹⁸	1.6077 ¹⁹	i H ₂ O; vs EtOH, eth, chl, ace; s bz
719	Benzophenone hydrazone		C ₁₃ H ₁₂ N ₂	5350-57-2	196.247		97.3	227 ²⁵			
720	Benzophenone, oxime	Diphenyl ketoxime	C ₁₃ H ₁₁ NO	574-66-3	197.232	nd (al)	144				i H ₂ O; vs EtOH, eth, chl, ace; s bz
721	3,3',4,4'-Benzophenonetetracarboxylic acid dianhydride	4,4'-Carbonyldiphthalic anhydride	C ₁₇ H ₆ O ₇	2421-28-5	322.226		216				
722	Benzo-2-phenylhydrazide		C ₁₃ H ₁₂ N ₂ O	532-96-7	212.246	pr (al), nd (w)	168	314			sl H ₂ O, eth; s EtOH, bz, chl
723	Benzopurpurine 4B	C.I. Direct Red 2, disodium salt	C ₃₄ H ₂₆ N ₆ Na ₂ O ₆ S ₂	992-59-6	724.716	br pow					s H ₂ O, EtOH, ac, H ₂ SO ₄
724	2 <i>H</i> -1-Benzopyran	1,2-Chromene	C ₉ H ₈ O	254-04-6	132.159			132 ¹⁰²	1.0993 ¹⁶	1.5869 ²⁴	i H ₂ O
725	[2]Benzopyrano[6,5,4- <i>def</i>][2]-benzopyran-1,3,6,8-tetrone	1,4,5,8-Naphthalenetetracarboxylic acid anhydride	C ₁₄ H ₄ O ₆	81-30-1	268.178	nd (al)	450	320 sub			i H ₂ O; s Na ₂ CO ₃ , HOAc
726	1 <i>H</i> -2-Benzopyran-1-one	Isocoumarin	C ₉ H ₆ O ₂	491-31-6	146.143	pl (bz)	47	286			i H ₂ O; vs EtOH, eth, bz, CS ₂
727	2 <i>H</i> -1-Benzopyran-2-one	Coumarin	C ₉ H ₆ O ₂	91-64-5	146.143	orth pym (eth)	68(3)	301.7	0.935 ²⁰		s H ₂ O, EtOH, alk; vs eth, chl, py
728	4 <i>H</i> -1-Benzopyran-4-one		C ₉ H ₆ O ₂	491-38-3	146.143	nd (peth w)	57.11(0.04)	sub	1.2900 ²⁰		sl H ₂ O; s EtOH, eth, bz, chl



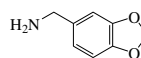
692
1,3-Benzodioxole-5-carboxaldehyde



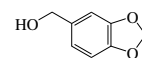
693
1,3-Benzodioxole-5-carboxylic acid



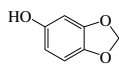
694
1,3-Benzodioxole-5-ethanamine



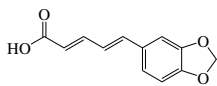
695
1,3-Benzodioxole-5-methanamine



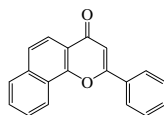
696
1,3-Benzodioxole-5-methanol



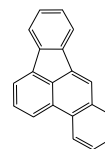
697
1,3-Benzodioxol-5-ol



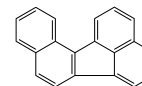
698
trans,trans-5-(1,3-Benzodioxol-5-yl)-2,4-pentadienoic acid



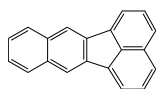
699
7,8-Benzoflavone



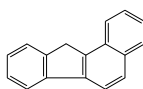
700
Benzo[b]fluoranthene



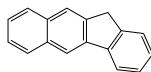
701
Benzo[j]fluoranthene



702
Benzo[k]fluoranthene



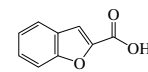
703
11H-Benzo[a]fluorene



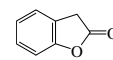
704
11H-Benzo[b]fluorene



705
Benzofuran



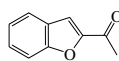
706
2-Benzofurancarboxylic acid



707
2(3H)-Benzofuranone



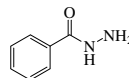
708
3(2H)-Benzofuranone



709
1-(2-Benzofuranyl)ethanone



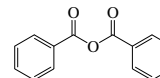
710
Benzofurazan, 1-oxide



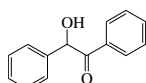
711
Benzohydrazide



712
Benzoic acid



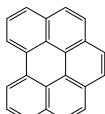
713
Benzoic anhydride



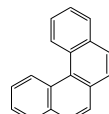
714
Benzoin



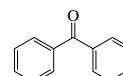
715
Benzonitrile



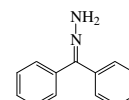
716
Benzo[ghi]perylene



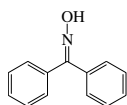
717
Benzo[c]phenanthrene



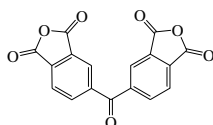
718
Benzophenone



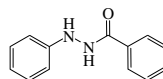
719
Benzophenone hydrazone



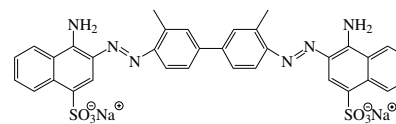
720
Benzophenone oxime



721
3,3',4,4'-Benzophenonetetracarboxylic acid dianhydride



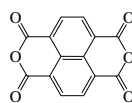
722
Benzo-2-phenylhydrazide



723
Benzopurine 4B



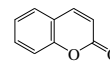
724
2H-1-Benzopyran



725
[2]Benzopyrano[6,5,4-def][2]benzopyran-1,3,6,8-tetrone



726
1H-2-Benzopyran-1-one

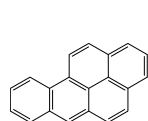


727
2H-1-Benzopyran-2-one

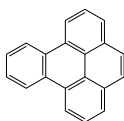


728
4H-1-Benzopyran-4-one

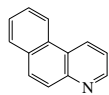
No.	Name	Synonym	Mol. Form.	CAS RN	Mol. Wt.	Physical Form	mp/°C	bp/°C	den g cm ⁻³	n _D	Solubility
729	Benzo[<i>a</i>]pyrene	2,3-Benzopyrene	C ₂₀ H ₁₂	50-32-8	252.309		179(2)				i H ₂ O; vs chl
730	Benzo[<i>e</i>]pyrene	1,2-Benzpyrene	C ₂₀ H ₁₂	192-97-2	252.309	pa ye nd (bz-MeOH)	180(3)	311			i H ₂ O
731	Benzo[<i>f</i>]quinoline	β-Naphthoquinoline	C ₁₃ H ₉ N	85-02-9	179.217	lf (peth or w)	92(2)	352			sl H ₂ O; vs EtOH, bz, eth; s ace
732	Benzo[<i>h</i>]quinoline		C ₁₃ H ₉ N	230-27-3	179.217	lf (eth), pl (peth)	50.94(0.05)	341.3(0.3)	1.2340 ²⁰		sl H ₂ O; s EtOH, eth, ace, bz, ctc
733	<i>p</i> -Benzoquinone	2,5-Cyclohexadiene-1,4-dione	C ₆ H ₄ O ₂	106-51-4	108.095	ye mcl pr (w)	113(2)	sub	1.318 ²⁰		sl H ₂ O, peth; s EtOH, eth, chl
734	2,1,3-Benzothiadiazole		C ₆ H ₄ N ₂ S	273-13-2	136.174		43.7(0.4)	206			
735	2-Benzothiazolamine	2-Aminobenzothiazole	C ₇ H ₆ N ₂ S	136-95-8	150.201	pl (w), lf (w)	132				sl H ₂ O; s EtOH, eth, chl, con HCl
736	6-Benzothiazolamine	6-Aminobenzothiazole	C ₇ H ₆ N ₂ S	533-30-2	150.201	pr (w)	87				i H ₂ O, eth; s EtOH
737	Benzothiazole	Benzosulfonazole	C ₇ H ₅ NS	95-16-9	135.187		2.5(0.1)	234.6(0.6)	1.2460 ²⁰	1.6379 ²⁰	sl H ₂ O; vs EtOH, eth, CS ₂ ; s ace
738	2(3 <i>H</i>)-Benzothiazolethione	2-Mercaptobenzothiazole	C ₇ H ₅ NS ₂	149-30-4	167.252	pa ye mcl nd(al, MeOH)	182(1)		1.42 ²⁰		i H ₂ O; s EtOH; sl eth, bz, DMSO
739	2(3 <i>H</i>)-Benzothiazolethione, sodium salt		C ₇ H ₄ NNaS ₂	2492-26-4	189.234						sl H ₂ O
740	2(3 <i>H</i>)-Benzothiazolone		C ₇ H ₅ NOS	934-34-9	151.186	pr (dil al), nd	139	360			i H ₂ O; vs EtOH, eth
741	2(3 <i>H</i>)-Benzothiazolone, hydrazone		C ₇ H ₇ N ₃ S	615-21-4	165.216		202.8				
742	2-(2-Benzothiazolyl)phenol		C ₁₃ H ₉ NOS	3411-95-8	227.281	nd or lf (al)	131	179 ³			s EtOH
743	Benzo[<i>b</i>]thiophene	Thianaphthene	C ₈ H ₆ S	95-15-8	134.199	lf	31.33(0.03)	220.9(0.4)	1.1484 ³²	1.6374 ³⁷	i H ₂ O; vs EtOH; s eth, ace, bz; sl chl
744	Benzo[<i>b</i>]thiophene-2-carbox- ylic acid	Thionaphthene-2-carboxylic acid	C ₉ H ₆ O ₂ S	6314-28-9	178.208	nd (w)	240.5				vs eth
745	1 <i>H</i> -Benzotriazole	1,2,3-Triaza-1 <i>H</i> -indene	C ₆ H ₅ N ₃	95-14-7	119.124	nd (chl or bz)	100	204 ¹⁵			sl H ₂ O; s EtOH, bz, chl, tol, DMF
746	Benzo[<i>b</i>]triphenylene		C ₂₂ H ₁₄	215-58-7	278.346	nd (al, HOAc)	205				i H ₂ O; vs bz
747	3 <i>H</i> -2,1-Benzoxathiol-3-one 1,1-dioxide		C ₇ H ₄ O ₄ S	81-08-3	184.170	nd or pr (bz)	129.5	184 ¹⁸			vs bz, chl
748	2 <i>H</i> -3,1-Benzoxazine-2,4(1 <i>H</i>)- dione		C ₈ H ₅ NO ₃	118-48-9	163.131	pr (al, gl HOAc) cry (al)	243 dec				sl H ₂ O, EtOH, ace; i eth, bz, chl
749	Benzoxazole	1-Oxa-3-azaindene	C ₇ H ₅ NO	273-53-0	119.121	pr (dil al)	29.36(0.02)	185.3(0.5)	1.1754 ²⁰	1.5594 ²⁰	i H ₂ O; s EtOH, sulf
750	2(3 <i>H</i>)-Benzoxazolethione		C ₇ H ₅ NOS	2382-96-9	151.186	nd (w)	195.1(0.5)				sl H ₂ O, ace, EtOH; vs eth, HOAc
751	2(3 <i>H</i>)-Benzoxazolone		C ₇ H ₅ NO ₂	59-49-4	135.121		140.0(0.4)	335			sl H ₂ O; s EtOH, eth, tfa
752	2-(2-Benzoxazolyl)phenol		C ₁₃ H ₉ NO ₂	835-64-3	211.216	pink nd (al, HOAc)	123.5	338			sl H ₂ O; vs EtOH; s eth, ace, bz
753	<i>N</i> -Benzoyl- <i>DL</i> -alanine		C ₁₀ H ₁₁ NO ₃	1205-02-3	193.199	pl, pr or lf (eth)	165.5	dec			s H ₂ O, EtOH; sl eth, DMSO
754	4-(Benzoylamino)-2-hydroxy- benzoic acid	Benzoylpas	C ₁₄ H ₁₁ NO ₄	13898-58-3	257.242		260.5				
755	Benzoyl azide	Benzazide	C ₇ H ₅ N ₃ O	582-61-6	147.134	pl (ace)	32	exp	1.1680 ³⁵		vs eth, EtOH
756	2-Benzoylbenzoic acid		C ₁₄ H ₁₀ O ₃	85-52-9	226.227	tcl nd (w+1)	129.0(0.4)				vs EtOH, eth; s bz; sl chl
757	4-Benzoylbenzoic acid		C ₁₄ H ₁₀ O ₃	611-95-0	226.227	nd (HOAc), pl (al) mcl lf (w)	199	sub			sl H ₂ O, tfa, bz; s EtOH, eth, HOAc
758	2-Benzoylbenzoic acid, hydrazide		C ₁₄ H ₁₂ N ₂ O ₂	787-84-8	240.257	nd (al)	238(3)				sl H ₂ O; i EtOH, eth, chl; s MeOH
759	4-Benzoylbiphenyl	4-Phenylbenzophenone	C ₁₉ H ₁₄ O	2128-93-0	258.313		101.5	420			
760	Benzoyl bromide	Benzoic acid, bromide	C ₇ H ₅ BrO	618-32-6	185.018	liq	-24	220(10)	1.570 ¹⁵	1.5868 ²⁵	msc eth
761	Benzoyl chloride	Benzenecarbonyl chloride	C ₇ H ₅ ClO	98-88-4	140.567	liq	-0.5(0.2)	201(8)	1.2120 ²⁰	1.5537 ²⁰	msc eth; s bz, ctc, CS ₂
762	Benzoyl cyclohexane	Cyclohexyl phenyl ketone	C ₁₃ H ₁₆ O	712-50-5	188.265	nd (peth)	59.5	164 ¹⁸			
763	Benzoyllecgonine		C ₁₆ H ₁₈ NO ₄	519-09-5	289.327	nd (w)	195				vs bz, EtOH
764	Benzoylferrocene		C ₁₇ H ₁₄ FeO	1272-44-2	290.137		108(1)				
765	Benzoyl fluoride	Benzoic acid, fluoride	C ₇ H ₅ FO	455-32-3	124.112	liq	-28	154.5	1.1400 ²⁰		vs EtOH, eth; s ctc



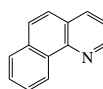
729
Benzo[a]pyrene



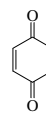
730
Benzo[e]pyrene



731
Benzo[f]quinoline



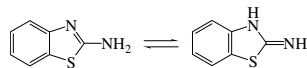
732
Benzo[h]quinoline



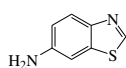
733
p-Benzoquinone



734
2,1,3-Benzothiadiazole



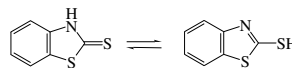
735
2-Benzothiazolamine



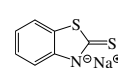
736
6-Benzothiazolamine



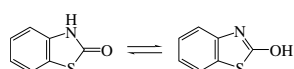
737
Benzothiazole



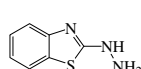
738
2(3*H*)-Benzothiazolethione



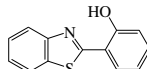
739
2(3*H*)-Benzothiazolethione, sodium salt



740
2(3*H*)-Benzothiazolone



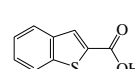
741
2(3*H*)-Benzothiazolone, hydrazone



742
2-(2-Benzothiazolyl)phenol



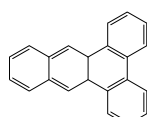
743
Benzo[b]thiophene



744
Benzo[b]thiophene-2-carboxylic acid



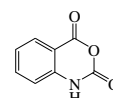
745
1*H*-Benzotriazole



746
Benzo[b]triphenylene



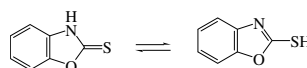
747
3*H*-2,1-Benzoxathiol-3-one 1,1-dioxide



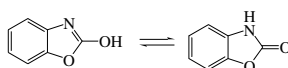
748
2*H*-3,1-Benzoxazine-2,4(1*H*)-dione



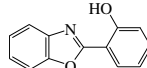
749
Benzoxazole



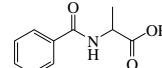
750
2(3*H*)-Benzoxazolethione



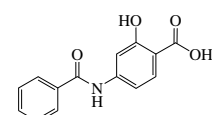
751
2(3*H*)-Benzoxazolone



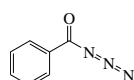
752
2-(2-Benzoxazolyl)phenol



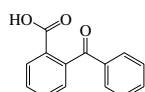
753
N-Benzoyl-*DL*-alanine



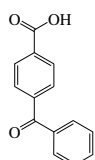
754
4-(Benzoylamino)-2-hydroxybenzoic acid



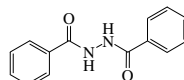
755
Benzoyl azide



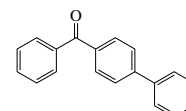
756
2-Benzoylbenzoic acid



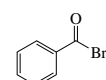
757
4-Benzoylbenzoic acid



758
2-Benzoylbenzoic acid, hydrazone



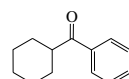
759
4-Benzoylbiphenyl



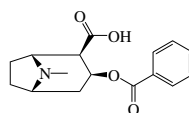
760
Benzoyl bromide



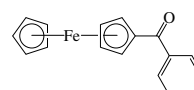
761
Benzoyl chloride



762
Benzoyl cyclohexane



763
Benzoyllecgonine

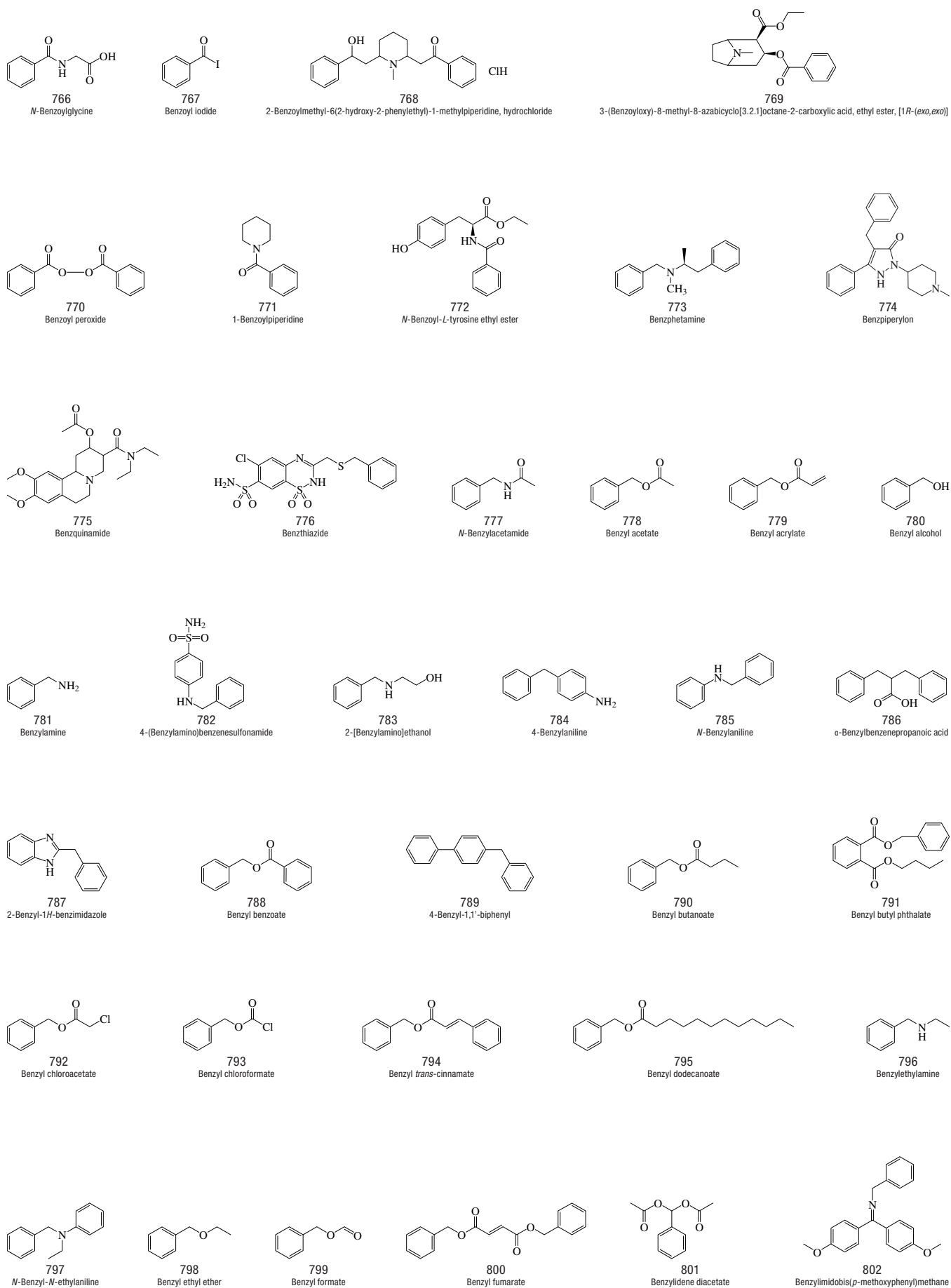


764
Benzoylferrocene

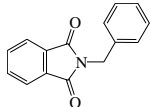
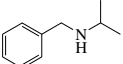
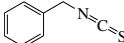
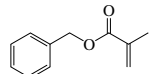
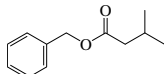
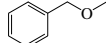
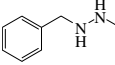
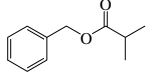
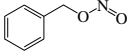
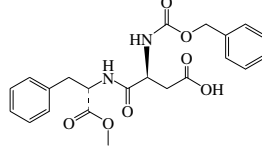
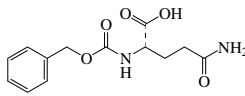
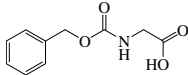
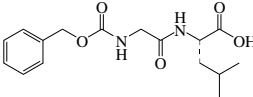
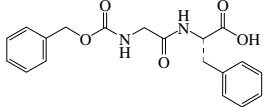
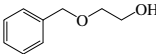
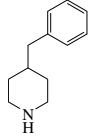
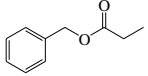
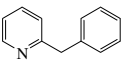
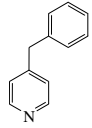
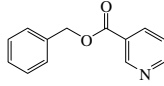
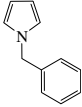
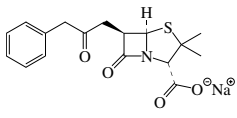
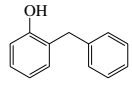
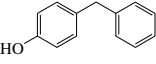
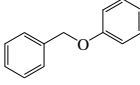
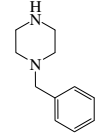
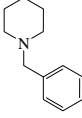
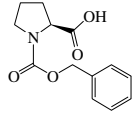
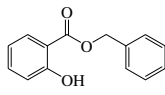
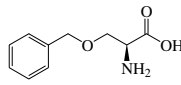
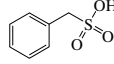
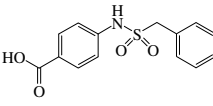
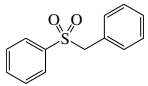
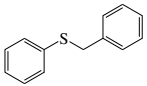
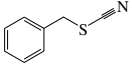
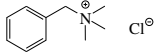
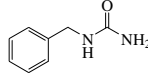
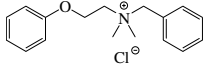
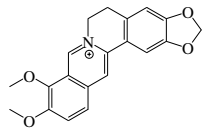
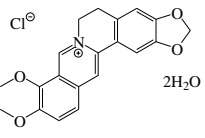
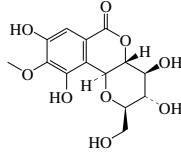
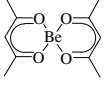


765
Benzoyl fluoride

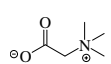
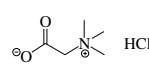
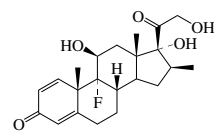
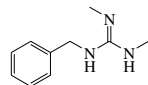
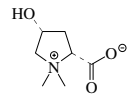
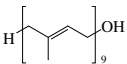
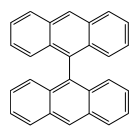
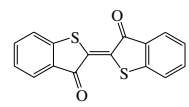


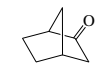

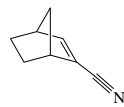
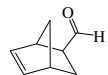
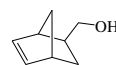
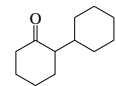

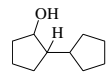
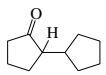
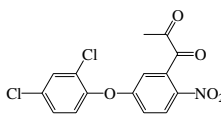
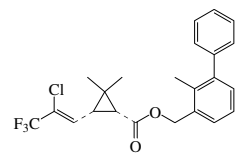
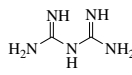
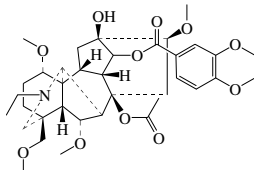
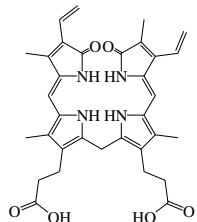
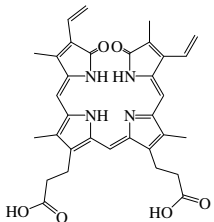
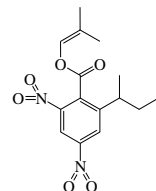
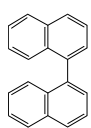
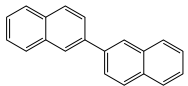
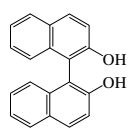
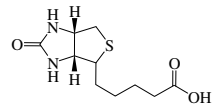

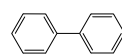
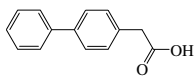
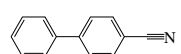
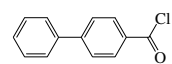
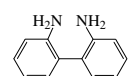
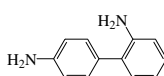
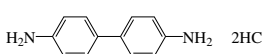
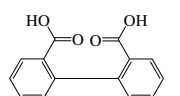
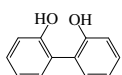
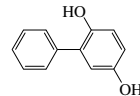
No.	Name	Synonym	Mol. Form.	CAS RN	Mol. Wt.	Physical Form	mp/°C	bp/°C	den g cm ⁻³	n _D	Solubility
766	<i>N</i> -Benzoylglycine	Hippuric acid	C ₉ H ₉ NO ₃	495-69-2	179.172	pr (w or al)	191.5		1.371 ²⁰		s H ₂ O, EtOH; sl eth, bz, chl; i peth
767	Benzoyl iodide	Benzoic acid, iodide	C ₇ H ₅ IO	618-38-2	232.018	nd	3(2)	128 ²⁰	1.746 ¹⁸		vs eth, EtOH
768	2-Benzoylmethyl-6(2-hydroxy-2-phenylethyl)-1-methylpiperidine, hydrochloride		C ₂₂ H ₂₈ ClNO ₂	63990-84-1	373.916		183.5				sl H ₂ O; s EtOH; vs chl
769	3-(Benzoyloxy)-8-methyl-8-azabicyclo[3.2.1]octane-2-carboxylic acid, ethyl ester, [1 <i>R</i> -(<i>exo</i> , <i>exo</i>)]	Cocaethylene	C ₁₈ H ₂₃ NO ₄	529-38-4	317.381	pr (eth)	109				vs eth, EtOH
770	Benzoyl peroxide		C ₁₄ H ₁₀ O ₄	94-36-0	242.227	orth (eth), pr	104.5(0.9)	exp		1.543	sl H ₂ O; s EtOH, eth, ace, bz, CS ₂
771	1-Benzoylpiperidine		C ₁₂ H ₁₅ NO	776-75-0	189.253	tcl	49	320.5			i H ₂ O; s EtOH, eth; sl ctc
772	<i>N</i> -Benzoyl- <i>L</i> -tyrosine ethyl ester		C ₁₈ H ₁₉ NO ₄	3483-82-7	313.349		119.5				
773	Benzphetamine		C ₁₇ H ₂₁ N	156-08-1	239.356			127 ^{0.02}		1.5515 ¹⁹	vs eth, EtOH, MeOH, chl
774	Benzpiperylon		C ₂₂ H ₂₈ N ₂ O	53-89-4	347.453	cry (al)	182 dec				
775	Benzquinamide		C ₂₂ H ₁₈ N ₂ O ₅	63-12-7	404.499	cry	131				
776	Benzthiazide		C ₁₅ H ₁₄ ClN ₃ O ₄ S ₃	91-33-8	431.938	cry (EtOH)	236				i H ₂ O; s alk
777	<i>N</i> -Benzylacetamide		C ₉ H ₁₁ NO	588-46-5	149.189		61	157 ²			vs EtOH, eth
778	Benzyl acetate	(Acetoxymethyl)benzene	C ₉ H ₁₀ O ₂	140-11-4	150.174	liq	-51.5(0.4)	215(1)	1.0550 ²⁰	1.5232 ²⁰	sl H ₂ O; msc EtOH; s eth, ace, chl
779	Benzyl acrylate		C ₁₀ H ₁₀ O ₂	2495-35-4	162.185			228	1.0573 ²⁰	1.5143 ²⁰	i H ₂ O; s EtOH, eth, ace, ctc
780	Benzyl alcohol	Benzenemethanol	C ₇ H ₈ O	100-51-6	108.138	liq	-15.5(0.2)	205.3(0.2)	1.0419 ²⁴	1.5396 ²⁰	s H ₂ O, EtOH, eth, ace, bz, MeOH, chl
781	Benzylamine	Benzenemethanamine	C ₇ H ₉ N	100-46-9	107.153	liq		185(3)	0.9813 ²⁰	1.5401 ²⁰	msc H ₂ O, EtOH, eth; vs ace; s bz; sl chl
782	4-(Benzylamino)benzenesulfonamide	<i>N</i> -(Benzyl)sulfanilamide	C ₁₃ H ₁₄ N ₂ O ₂ S	104-22-3	262.327		171				
783	2-[Benzylamino]ethanol		C ₉ H ₁₃ NO	104-63-2	151.205			280	1.065 ²⁵	1.5430 ²⁰	
784	4-Benzylaniline		C ₁₂ H ₁₃ N	1135-12-2	183.249	mcl (lig)	34.5	300	1.038 ²⁵		vs eth, EtOH, lig
785	<i>N</i> -Benzylaniline	<i>N</i> -Phenylbenzenemethanamine	C ₁₃ H ₁₃ N	103-32-2	183.249	pr	33(4)	306.5	1.0298 ⁶⁵	1.6118 ²⁵	vs eth, EtOH
786	α -Benzylbenzenepropanoic acid		C ₁₆ H ₁₆ O ₂	618-68-8	240.297	pl (peth HOAc) nd (w)	90	235 ¹⁸			vs bz, eth, EtOH
787	2-Benzyl-1 <i>H</i> -benzimidazole	Bendazol	C ₁₄ H ₁₂ N ₂	621-72-7	208.258	nd (bz)	187				vs bz, EtOH, gl HOAc
788	Benzyl benzoate	Benzyl benzenecarboxylate	C ₁₄ H ₁₂ O ₂	120-51-4	212.244	nd or lf	19(1)	321.3(0.9)	1.1121 ²⁵	1.5680 ²⁰	i H ₂ O; s EtOH, eth, ace, bz, MeOH, chl
789	4-Benzyl-1,1'-biphenyl		C ₁₉ H ₁₆	613-42-3	244.330	lf	85	285 ¹¹⁰	1.171 ⁰		i H ₂ O; s EtOH, ctc; vs eth, bz
790	Benzyl butanoate		C ₁₁ H ₁₄ O ₂	103-37-7	178.228			239	1.0111 ²⁰	1.4920 ²⁰	i H ₂ O; vs EtOH, eth; s ctc
791	Benzyl butyl phthalate	Butyl benzyl phthalate	C ₁₉ H ₂₀ O ₄	85-68-7	312.360	liq		370	1.119 ²⁵		i H ₂ O
792	Benzyl chloroacetate		C ₉ H ₉ ClO ₂	140-18-1	184.619			147 ⁹	1.2223 ⁴	1.5426 ¹⁸	vs eth, EtOH
793	Benzyl chloroformate	Carbobenzoxy chloride	C ₈ H ₇ ClO ₂	501-53-1	170.594	oily liq		103 ²⁰	1.195 ²⁵	1.5190 ²⁰	s eth, ace, bz
794	Benzyl <i>trans</i> -cinnamate	Benzyl <i>trans</i> -3-phenyl-2-propenoate	C ₁₆ H ₁₄ O ₂	78277-23-3	238.281	pr	39	350 dec	1.109 ¹⁵		i H ₂ O; s EtOH, eth; sl bz
795	Benzyl dodecanoate	Benzyl laurate	C ₁₉ H ₃₀ O ₂	140-25-0	290.440		8.5	210 ¹²	0.9429 ²⁵	1.4812 ²⁴	vs bz, eth, EtOH, peth
796	Benzylethylamine	<i>N</i> -Ethylbenzenemethanamine	C ₉ H ₁₃ N	14321-27-8	135.206			194	0.9342 ¹⁷	1.5117 ²⁰	sl H ₂ O, ctc; s EtOH, eth, bz, chl
797	<i>N</i> -Benzyl- <i>N</i> -ethylaniline	Ethylbenzylaniline	C ₁₅ H ₁₇ N	92-59-1	211.303	pa ye oil	35	288	1.001 ⁵⁵	1.5943 ²³	i H ₂ O; s EtOH, eth, chl
798	Benzyl ethyl ether	(Ethoxymethyl)benzene	C ₉ H ₁₂ O	539-30-0	136.190			188(4)	0.9478 ²⁰	1.4955 ²⁰	i H ₂ O; msc EtOH, eth
799	Benzyl formate		C ₈ H ₈ O ₂	104-57-4	136.149			203(8)	1.081 ²⁰	1.5154 ²⁰	i H ₂ O; s EtOH, ace; msc eth; sl ctc
800	Benzyl fumarate		C ₁₈ H ₁₆ O ₄	538-64-7	296.318	cry pow	59	210 ⁵			vs eth, EtOH, chl
801	Benzylidene diacetate	Toluene- α,α -diol, diacetate	C ₁₁ H ₁₂ O ₄	581-55-5	208.211	pl (eth)	45.1(0.5)	220	1.11 ²⁰		vs bz, eth, EtOH
802	Benzylimidobis(<i>p</i> -methoxyphenyl)methane		C ₂₂ H ₂₁ NO ₂	524-96-9	331.408	pa ye cry	90				vs eth, chl



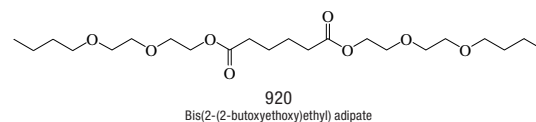
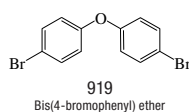
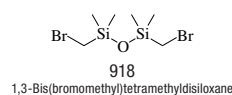
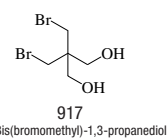
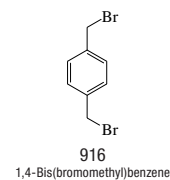
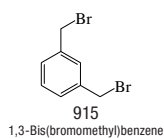
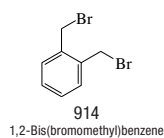
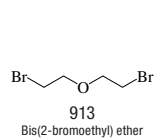
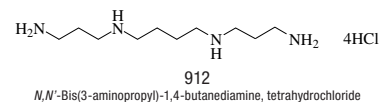
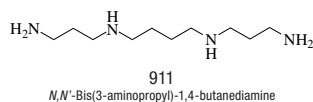
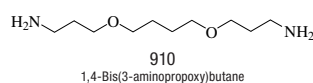
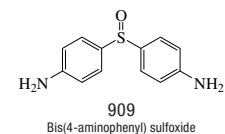
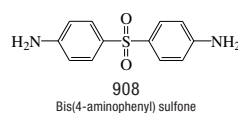
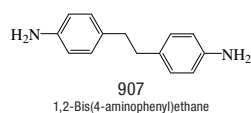
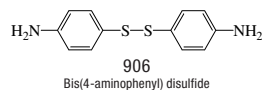
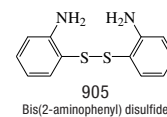
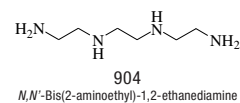
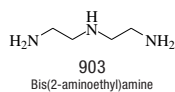
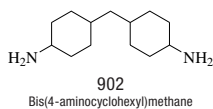
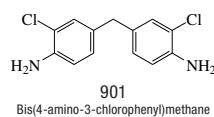
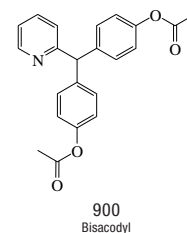
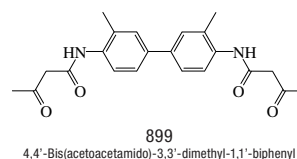
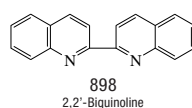
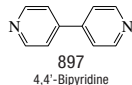
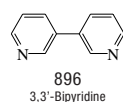
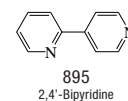
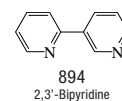
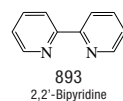
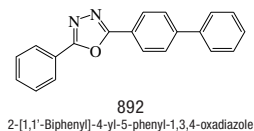
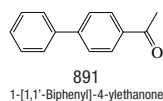
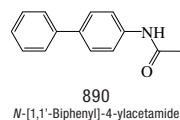
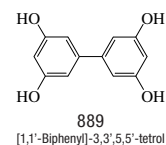
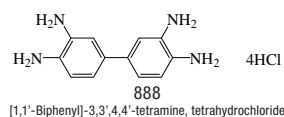
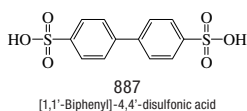
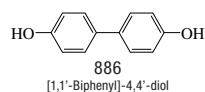
No.	Name	Synonym	Mol. Form.	CAS RN	Mol. Wt.	Physical Form	mp/°C	bp/°C	den g cm ⁻³	n _D	Solubility
803	2-Benzyl-1 <i>H</i> -isoindole-1,3(2 <i>H</i>)-dione		C ₁₅ H ₁₁ NO ₂	2142-01-0	237.254	ye nd (al)	116		1.343 ¹⁸		s EtOH, HOAc; sl DMSO
804	Benzylisopropylamine	<i>N</i> -Isopropylbenzenemethanamine	C ₁₀ H ₁₅ N	102-97-6	149.233			200	0.892 ²⁵	1.5025 ²⁰	
805	Benzyl isothiocyanate	(Isothiocyantomethyl)benzene	C ₈ H ₇ NS	622-78-6	149.214	ye oil		243	1.1246 ¹⁶	1.6049 ¹⁵	i H ₂ O; msc EtOH; s eth
806	Benzyl methacrylate		C ₁₁ H ₁₂ O ₂	2495-37-6	176.212			144 ⁵⁰			
807	Benzyl 3-methylbutanoate		C ₁₂ H ₁₆ O ₂	103-38-8	192.254			245	0.9983 ¹⁵	1.4884 ²⁰	
808	Benzyl methyl ether		C ₈ H ₁₀ O	538-86-3	122.164	liq	-52.6(0.4)	175(3)	0.9634 ²⁰	1.5008 ²⁰	i H ₂ O, lig; vs EtOH, eth; s bz
809	1-Benzyl-2-methylhydrazine	1-Methyl-2-phenylmethylhydrazine	C ₈ H ₁₂ N ₂	10309-79-2	136.194	liq		117 ²⁰			
810	Benzyl 2-methylpropanoate	Benzyl isobutyrate	C ₁₁ H ₁₄ O ₂	103-28-6	178.228			228	1.0159 ¹⁸	1.4883 ²⁰	
811	Benzyl nitrite		C ₇ H ₇ NO ₂	935-05-7	137.137	oil		81 ³⁵	1.075 ²⁵	1.4989 ²⁵	
812	<i>N</i> -Benzyloxycarbonylaspartame		C ₂₂ H ₂₄ N ₂ O ₇	33605-72-0	428.435	cry	122				
813	Benzyloxycarbonyl- <i>L</i> -glutamine		C ₁₃ H ₁₆ N ₂ O ₅	2650-64-8	280.276		134.5				s DMSO
814	Benzyloxycarbonylglycine		C ₁₀ H ₁₁ NO ₄	1138-80-3	209.199		121				s ace
815	Benzyloxycarbonylglycyl- <i>L</i> -leucine		C ₁₆ H ₂₂ N ₂ O ₅	1421-69-8	322.356		100				
816	Benzyloxycarbonylglycyl- <i>L</i> -phenylalanine		C ₁₉ H ₂₀ N ₂ O ₅	1170-76-9	356.372		126				
817	2-(Benzyloxy)ethanol	Ethylene glycol monobenzyl ether	C ₉ H ₁₂ O ₂	622-08-2	152.190	oil	<-75	256	1.0640 ²⁰	1.5233 ²⁰	vs H ₂ O, eth, EtOH
818	Benzylpenicillin sodium		C ₁₆ H ₁₇ N ₂ NaO ₄ S	69-57-8	356.372	nd (BuOH aq)	215		1.41		vs H ₂ O; s MeOH; i ace, eth, chl
819	2-Benzylphenol	<i>o</i> -Benzylphenol	C ₁₂ H ₁₂ O	28994-41-4	184.233		21	312		1.5994 ²⁰	vs ace, bz, EtOH
820	4-Benzylphenol	<i>p</i> -Benzylphenol	C ₁₃ H ₁₂ O	101-53-1	184.233		84	322			s H ₂ O, EtOH, eth, bz, ctc, HOAc, chl
821	Benzyl phenyl ether		C ₁₃ H ₁₂ O	946-80-5	184.233	lf (al)	39(3)	285(13)			
822	1-Benzylpiperazine		C ₁₁ H ₁₆ N ₂	2759-28-6	176.258			146 ¹²		1.5430 ²⁸	s H ₂ O, EtOH, eth; sl chl
823	1-Benzylpiperidine		C ₁₂ H ₁₇ N	2905-56-8	175.270			245	0.9625 ¹⁶	1.5227 ²⁰	
824	4-Benzylpiperidine		C ₁₂ H ₁₇ N	31252-42-3	175.270		16.8	270	0.9970 ²⁰	1.5337 ²⁵	i H ₂ O; s EtOH, eth
825	Benzyl propanoate		C ₁₀ H ₁₂ O ₂	122-63-4	164.201			224(20)	1.0335 ²⁰		
826	2-Benzylpyridine		C ₁₂ H ₁₁ N	101-82-6	169.222	nd	12.5	277	1.067 ⁰	1.5785 ²⁰	i H ₂ O; s EtOH, eth, chl
827	4-Benzylpyridine		C ₁₂ H ₁₁ N	2116-65-6	169.222		12.4	288	1.0612 ²⁰	1.5818 ²⁰	i H ₂ O; s EtOH, ctc; vs eth
828	Benzyl 3-pyridinecarboxylate	Benzyl nicotinate	C ₁₃ H ₁₁ NO ₂	94-44-0	213.232			170 ³			
829	1-Benzyl-1 <i>H</i> -pyrrole		C ₁₁ H ₁₁ N	2051-97-0	157.212		14(2)	247	1.0183 ²⁰	1.5655 ²⁴	i H ₂ O; vs EtOH, eth
830	Benzyl 1,2-pyrrolidinedicarboxylate, (S)-	<i>N</i> -(Benzyloxycarbonyl)- <i>L</i> -proline	C ₁₃ H ₁₅ NO ₄	1148-11-4	249.263		78.5			1.5310 ²⁰	sl chl
831	Benzyl salicylate		C ₁₄ H ₁₂ O ₃	118-58-1	228.243			320	1.1799 ²⁰	1.5805 ²⁰	sl H ₂ O; s EtOH, eth, ctc
832	<i>O</i> -Benzyl- <i>L</i> -serine	3-(Benzyloxy)- <i>L</i> -alanine	C ₁₀ H ₁₃ NO ₃	4726-96-9	195.215			218 dec			
833	Benzylsulfonic acid		C ₇ H ₈ O ₃ S	100-87-8	172.202	hyg cry					
834	4-[(Benzylsulfonyl)amino]-benzoic acid	<i>p</i> -(Benzylsulfonamido)benzoic acid	C ₁₄ H ₁₃ NO ₄ S	536-95-8	291.323		229.5				vs EtOH
835	(Benzylsulfonyl)benzene		C ₁₃ H ₁₂ O ₂ S	3112-88-7	232.298	nd (al)	146(3)		1.1261 ¹⁵³		i H ₂ O; sl EtOH, eth, bz
836	(Benzylthio)benzene		C ₁₃ H ₁₂ S	831-91-4	200.299	lf (al)	43.5	197 ²⁷			i H ₂ O; s EtOH, eth, con sulf
837	Benzyl thiocyanate	α -Thiocyanatotoluene	C ₈ H ₇ NS	3012-37-1	149.214	pr (al)	43	232			i H ₂ O; s EtOH, eth, chl, CS ₂
838	Benzyltrimethylammonium chloride		C ₁₀ H ₁₆ ClN	56-93-9	185.694		243				vs H ₂ O; s ace
839	Benzylurea		C ₈ H ₁₀ N ₂ O	538-32-9	150.177	nd (al)	148	200 dec			vs ace, EtOH
840	Bephenium chloride		C ₁₇ H ₂₂ ClNO	13928-81-9	291.816	cry (ace)	135				
841	Berberine		C ₂₀ H ₁₉ NO ₅	2086-83-1	353.369	red-ye nd (w+6) cry (chl)	145				vs eth, EtOH
842	Berberine chloride dihydrate		C ₂₀ H ₂₂ ClNO ₆	5956-60-5	407.845	ye cry					
843	Bergenin		C ₁₄ H ₁₆ O ₉	477-90-7	328.272	cry (MeOH)	238				vs H ₂ O, EtOH
844	Beryllium 2,4-pentanedioate	Beryllium acetylacetonate	C ₁₀ H ₁₄ BeO ₄	10210-64-7	207.228		108(1)	270	1.168 ²⁰		

 803 2-Benzyl-1 <i>H</i> -isindole-1,3(2 <i>H</i>)-dione	 804 Benzylisopropylamine	 805 Benzyl isothiocyanate	 806 Benzyl methacrylate	 807 Benzyl 3-methylbutanoate	 808 Benzyl methyl ether
 809 1-Benzyl-2-methylhydrazine	 810 Benzyl 2-methylpropanoate	 811 Benzyl nitrite	 812 <i>N</i> -Benzylloxycarbonylaspartame	 813 Benzylloxycarbonyl- <i>L</i> -glutamine	
 814 Benzylloxycarbonylglycine	 815 Benzylloxycarbonylglycyl- <i>L</i> -leucine	 816 Benzylloxycarbonylglycyl- <i>L</i> -phenylalanine	 817 2-(Benzylxy)ethanol		
 824 4-Benzylpiperidine	 825 Benzyl propanoate	 826 2-Benzylpyridine	 827 4-Benzylpyridine	 828 Benzyl 3-pyridinecarboxylate	 829 1-Benzyl-1 <i>H</i> -pyrrole
 818 Benzylpenicillin sodium	 819 2-Benzylphenol	 820 4-Benzylphenol	 821 Benzyl phenyl ether	 822 1-Benzylpiperazine	 823 1-Benzylpiperidine
 830 Benzyl 1,2-pyrrolidinedicarboxylate, (<i>S</i>)-	 831 Benzyl salicylate	 832 <i>O</i> -Benzyl- <i>L</i> -serine	 833 Benzylosulfonic acid	 834 4-((Benzylosulfonyl)amino)benzoic acid	
 835 (Benzylosulfonyl)benzene	 836 (Benzylthio)benzene	 837 Benzyl thiocyanate	 838 Benzyltrimethylammonium chloride	 839 Benzylurea	
 840 Bephenium chloride	 841 Berberine	 842 Berberine chloride dihydrate	 843 Bergenin	 844 Beryllium 2,4-pentanedioate	

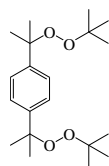
No.	Name	Synonym	Mol. Form.	CAS RN	Mol. Wt.	Physical Form	mp/°C	bp/°C	den g cm ⁻³	n _D	Solubility
845	Betaine	1-Carboxy- <i>N,N,N</i> -trimethylmethanaminium, inner salt	C ₅ H ₁₁ NO ₂	107-43-7	117.147	pr or lf (al)	293 dec				vs H ₂ O, MeOH; s EtOH; sl eth, chl
846	Betaine, hydrochloride		C ₅ H ₁₂ ClNO ₂	590-46-5	153.608	mcl cry (al)	227.5				vs H ₂ O
847	Betamethasone		C ₂₂ H ₂₆ FO ₅	378-44-9	392.460	cry (AcOMe)	232 dec				
848	Bethanidine		C ₁₀ H ₁₃ N ₃	55-73-2	177.246	cry (aq MeOH)	196				
849	Betonidine		C ₇ H ₁₃ NO ₃	515-25-3	159.183	pr (dil al, +1w)	252 dec				vs EtOH
850	Betulaprenol 9	Nonaisoprenol	C ₄₅ H ₇₄ O	13190-97-1	631.069	oil or cry	41				s chl
851	9,9'-Bianthracene		C ₂₈ H ₁₈	1055-23-8	354.443		321.3				
852	Δ2,2'(3 <i>H</i> ,3' <i>H</i>)-Bibenzo[<i>b</i>]-thiophene-3,3'-dione	Durindone Red	C ₁₆ H ₆ O ₂ S ₂	522-75-8	296.364	br nd (xyl) red mcl nd (bz)	359	sub			i H ₂ O, EtOH; sl chl, CS ₂ ; s bz, xyl
853	Bicyclo[2.2.1]heptane		C ₇ H ₁₂	279-23-2	96.170		87.3(0.6)	107(6)			vs ace, bz, eth, EtOH
854	Bicyclo[4.1.0]heptane	Norcarane	C ₇ H ₁₂	286-08-8	96.170			113.8(0.3)	0.853 ²⁵	1.4564 ²⁰	
855	Bicyclo[2.2.1]heptan-2-one		C ₇ H ₁₀ O	497-38-1	110.153		98.0(0.5)	170			
856	Bicyclo[2.2.1]hept-2-ene		C ₇ H ₁₀	498-66-8	94.154		46.2(0.7)	95.69(0.08)			
857	Bicyclo[2.2.1]hept-5-ene-2-carbonitrile		C ₈ H ₈ N	95-11-4	119.164		13	84 ¹⁰	0.999 ²⁵	1.4885 ²⁰	
858	Bicyclo[2.2.1]hept-5-ene-2-carboxaldehyde		C ₈ H ₁₀ O	5453-80-5	122.164			71 ²⁰	1.018 ²⁵	1.4893 ²⁰	
859	Bicyclo[2.2.1]hept-5-ene-2-methanol		C ₈ H ₁₂ O	95-12-5	124.180			103 ²⁰			
860	[1,1'-Bicyclohexyl]-2-one	2-Cyclohexylcyclohexanone	C ₁₂ H ₂₀ O	90-42-6	180.286	liq	-32	264	0.9696 ²⁵	1.4877 ²⁵	
861	1,1'-Bicyclopentyl		C ₁₀ H ₁₈	1636-39-1	138.250			190.46(0.03)			s ctc, CS ₂
862	[1,1'-Bicyclopentyl]-2-ol	2-Hydroxybicyclopentyl	C ₁₀ H ₁₈ O	4884-25-7	154.249		20	233(11)	0.9785 ¹⁵	1.4884 ¹⁷	
863	[1,1'-Bicyclopentyl]-2-one		C ₁₀ H ₁₆ O	4884-24-6	152.233	liq	-13	232.5	0.9745 ²¹	1.4763	
864	Bifenox	Methyl 5-(2,4-dichlorophenoxy)-2-nitrobenzoate	C ₁₄ H ₉ Cl ₂ NO ₅	42576-02-3	342.131		86.1(0.5)				
865	Bifenthrin		C ₂₃ H ₂₂ ClF ₃ O ₂	82657-04-3	422.868		69		1.2 ¹²⁵		
866	Biguanide	Imidodicarbonimidic diamide	C ₂ H ₇ N ₅	56-03-1	101.111	pr or nd (al)	136	142 dec			vs H ₂ O; s EtOH; i bz, chl
867	Bikhaconitine	3-Deoxypseudoconitine	C ₃₆ H ₅₁ NO ₁₁	6078-26-8	673.790		164				vs eth, EtOH, chl
868	Bilirubin		C ₃₃ H ₃₆ N ₄ O ₆	635-65-4	584.662	red mcl pr or pl (chl)					i H ₂ O; sl EtOH, eth; s bz, chl
869	Biliverdine	Dehydrobilirubin	C ₃₃ H ₃₄ N ₄ O ₆	114-25-0	582.646	dk grn pl or pr (MeOH)	>300				i H ₂ O; s EtOH, bz; sl eth, chl, CS ₂
870	Binapacryl		C ₁₅ H ₁₈ N ₂ O ₅	485-31-4	322.313		70.6(0.5)		1.27 ²⁰		
871	1,1'-Binaphthalene	1,1'-Binaphthyl	C ₂₀ H ₁₄	604-53-5	254.325	(i) pl(HOAc) (ii) orth (peth)	159(12)	>360	1.3000 ²⁰		i H ₂ O; sl EtOH; s eth, ace, bz, CS ₂
872	2,2'-Binaphthalene		C ₂₀ H ₁₄	612-78-2	254.325	bl flr pl (al)	188.1(1)	452(26)			i H ₂ O; sl EtOH; s eth, bz, CS ₂
873	[1,1'-Binaphthalene]-2,2'-diol		C ₂₀ H ₁₄ O ₂	602-09-5	286.324	nd (al), cry (w)	220				i H ₂ O; s EtOH, eth, alk; sl chl
874	Biotin	Coenzyme R	C ₁₀ H ₁₆ N ₂ O ₃ S	58-85-5	244.310	nd (w)	232 dec				s H ₂ O, EtOH; sl eth, chl
875	2,2'-Bioxirane	Diepoxybutane	C ₄ H ₆ O ₂	1464-53-5	86.090	liq	2.0	144	1.113 ³⁰	1.435 ²⁰	vs H ₂ O, EtOH
876	Biphenyl	Diphenyl	C ₁₂ H ₁₀	92-52-4	154.207	lf (dil al)	68.93(0.02)	255.2(0.3)	1.04 ²⁰	1.588 ⁷⁷	i H ₂ O; s EtOH, eth; vs bz, ctc, MeOH
877	[1,1'-Biphenyl]-4-acetic acid	Felbinac	C ₁₄ H ₁₂ O ₂	5728-52-9	212.244		160.5				
878	[1,1'-Biphenyl]-4-carbonitrile		C ₁₃ H ₉ N	2920-38-9	179.217		88	190 ²⁰			i H ₂ O; vs EtOH, eth
879	[1,1'-Biphenyl]-4-carbonyl chloride		C ₁₃ H ₉ ClO	14002-51-8	216.662		111	160 ²			
880	[1,1'-Biphenyl]-2,2'-diamine		C ₁₂ H ₁₂ N ₂	1454-80-4	184.236	pr or nd (al)	81	162 ⁴	1.3090 ²⁰		s H ₂ O, ace, bz
881	[1,1'-Biphenyl]-2,4'-diamine	2,4'-Biphenyldiamine	C ₁₂ H ₁₂ N ₂	492-17-1	184.236	nd (dil al)	54.5	363			i H ₂ O; s EtOH, eth
882	[1,1'-Biphenyl]-4,4'-diamine, dihydrochloride		C ₁₂ H ₁₄ Cl ₂ N ₂	531-85-1	257.158		>300				
883	[1,1'-Biphenyl]-2,2'-dicarboxylic acid	<i>o,o'</i> -Diphenic acid	C ₁₄ H ₁₀ O ₄	482-05-3	242.227	mcl pr or lf (w) cry (HOAc)	233.5	sub			i H ₂ O; s EtOH, eth
884	[1,1'-Biphenyl]-2,2'-diol		C ₁₂ H ₁₀ O ₂	1806-29-7	186.206		113.6(0.5)	320	1.3420 ²⁰		s H ₂ O, EtOH, eth, ace, bz; sl peth, chl
885	[1,1'-Biphenyl]-2,5-diol		C ₁₂ H ₁₀ O ₂	1079-21-6	186.206	nd (dil al)	97.5				vs EtOH

					
845 Betaine	846 Betaine, hydrochloride	847 Betamethasone	848 Bethanidine	849 Betonicine	850 Betulaprenol 9
					
851 9,9'-Bianthrane	852 Δ2,2'(3H,3'H)-Bibenzo[b]thiophene-3,3'-dione	853 Bicyclo[2.2.1]heptane	854 Bicyclo[4.1.0]heptane	855 Bicyclo[2.2.1]heptan-2-one	856 Bicyclo[2.2.1]hept-2-ene
					
857 Bicyclo[2.2.1]hept-5-ene-2-carbonitrile	858 Bicyclo[2.2.1]hept-5-ene-2-carboxaldehyde	859 Bicyclo[2.2.1]hept-5-ene-2-methanol	860 [1,1'-Bicyclohexyl]-2-one	861 1,1'-Bicyclopentyl	
					
862 [1,1'-Bicyclopentyl]-2-ol	863 [1,1'-Bicyclopentyl]-2-one	864 Bifenox	865 Bifenthrin	866 Biguanide	
					
867 Bishaconitine	868 Bilirubin	869 Biliverdine	870 Binapacryl		
					
871 1,1'-Binaphthalene	872 2,2'-Binaphthalene	873 [1,1'-Binaphthalene]-2,2'-diol	874 Biotin	875 2,2'-Bioxirane	876 Biphenyl
					
877 [1,1'-Biphenyl]-4-acetic acid	878 [1,1'-Biphenyl]-4-carbonitrile	879 [1,1'-Biphenyl]-4-carbonyl chloride	880 [1,1'-Biphenyl]-2,2'-diamine	881 [1,1'-Biphenyl]-2,4'-diamine	
					
882 [1,1'-Biphenyl]-4,4'-diamine, dihydrochloride	883 [1,1'-Biphenyl]-2,2'-dicarboxylic acid	884 [1,1'-Biphenyl]-2,2'-diol	885 [1,1'-Biphenyl]-2,5'-diol		

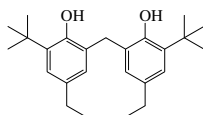
No.	Name	Synonym	Mol. Form.	CAS RN	Mol. Wt.	Physical Form	mp/°C	bp/°C	den g cm ⁻³	n _D	Solubility
886	[1,1'-Biphenyl]-4,4'-diol		C ₁₂ H ₁₀ O ₂	92-88-6	186.206		287.6(0.5)				sl H ₂ O, bz, DMSO; s EtOH, eth
887	[1,1'-Biphenyl]-4,4'-disulfonic acid		C ₁₂ H ₁₀ O ₆ S ₂	5314-37-4	314.333	pr	72.5	>200			vs H ₂ O
888	[1,1'-Biphenyl]-3,3',4,4'-tetramine, tetrahydrochloride		C ₁₂ H ₁₆ Cl ₄ N ₄	7411-49-6	360.110		245 dec				
889	[1,1'-Biphenyl]-3,3',5,5'-tetrol	Dioresorcinol	C ₁₂ H ₁₀ O ₄	531-02-2	218.205	pl or nd (w+2)	310				vs H ₂ O, eth, EtOH
890	<i>N</i> -[1,1'-Biphenyl]-4-ylacetamide		C ₁₄ H ₁₃ NO	4075-79-0	211.259	cry (dil MeOH)	172.8				i H ₂ O; vs EtOH, ace, MeOH
891	1-[1,1'-Biphenyl]-4-ylethanone		C ₁₄ H ₁₂ O	92-91-1	196.244	pr (ace), cry (al)	121	326	1.2510 ⁰		i H ₂ O; vs EtOH, ace; sl chl
892	2-[1,1'-Biphenyl]-4-yl-5-phenyl-1,3,4-oxadiazole		C ₂₀ H ₁₄ N ₂ O	852-38-0	298.337		168				
893	2,2'-Bipyridine	α,α'-Dipyridyl	C ₁₀ H ₈ N ₂	366-18-7	156.184	pr (peth)	69.9(0.2)	273(10)			sl H ₂ O; vs EtOH, eth, bz, chl
894	2,3'-Bipyridine	2,3'-Bipyridyl	C ₁₀ H ₈ N ₂	581-50-0	156.184			295.5	1.140 ²⁰	1.6223 ²⁰	i H ₂ O; vs EtOH, eth, bz, chl; sl peth
895	2,4'-Bipyridine	2,4'-Bipyridyl	C ₁₀ H ₈ N ₂	581-47-5	156.184		59.7(0.5)	283(11)			sl H ₂ O; vs EtOH, eth, chl
896	3,3'-Bipyridine	3,3'-Bipyridyl	C ₁₀ H ₈ N ₂	581-46-4	156.184		68	291.5	1.1614 ²⁰		vs H ₂ O, EtOH; sl eth
897	4,4'-Bipyridine	γ,γ'-Dipyridyl	C ₁₀ H ₈ N ₂	553-26-4	156.184	nd (w+2)	104.4(0.5)	305			sl H ₂ O; vs EtOH, bz, chl; s eth
898	2,2'-Biquinoline		C ₁₈ H ₁₂ N ₂	119-91-5	256.301	pl or lf (al)	196				i H ₂ O; vs EtOH; s eth, ace, bz
899	4,4'-Bis(acetoacetamido)-3,3'-dimethyl-1,1'-biphenyl	<i>N,N'</i> -Bis(acetoacetyl)-3,3'-dimethylbenzidine	C ₂₂ H ₂₄ N ₂ O ₄	91-96-3	380.437		212				sl DMSO
900	Bisacodyl		C ₂₂ H ₁₈ NO ₄	603-50-9	361.391		134(1)				
901	Bis(4-amino-3-chlorophenyl)-methane	4,4-Methylene bis(2-chloroaniline)	C ₁₃ H ₁₂ Cl ₂ N ₂	101-14-4	267.153						s ctc
902	Bis(4-aminocyclohexyl)-methane		C ₁₃ H ₂₆ N ₂	1761-71-3	210.358		15	320	0.92 ⁷⁵		
903	Bis(2-aminoethyl)amine	Diethylenetriamine	C ₄ H ₁₃ N ₃	111-40-0	103.166	ye hyg liq	-39	206.5(0.3)	0.9569 ²⁰	1.4810 ²⁵	msc H ₂ O, EtOH; i eth; s lig
904	<i>N,N'</i> -Bis(2-aminoethyl)-1,2-ethanediamine	Triethylenetetramine	C ₆ H ₁₃ N ₄	112-24-3	146.234	oil	12	266.5		1.4971 ²⁰	s H ₂ O, EtOH, acid
905	Bis(2-aminophenyl) disulfide		C ₁₂ H ₁₂ N ₂ S ₂	1141-88-4	248.366		93				i H ₂ O; vs EtOH, eth
906	Bis(4-aminophenyl) disulfide		C ₁₂ H ₁₂ N ₂ S ₂	722-27-0	248.366		85				s H ₂ O; vs EtOH, eth, chl; sl bz, lig
907	1,2-Bis(4-aminophenyl)ethane		C ₁₄ H ₁₈ N ₂	621-95-4	212.290	pl (w)	137	sub			i H ₂ O; vs EtOH
908	Bis(4-aminophenyl) sulfone	Dapsone	C ₁₂ H ₁₂ N ₂ O ₂ S	80-08-0	248.300	cry (95% al)	178(1)				s EtOH; sl DMSO
909	Bis(4-aminophenyl) sulfoxide	4,4'-Sulfinyldianiline	C ₁₂ H ₁₂ N ₂ OS	119-59-5	232.300	pr (w, al)	175 dec				s H ₂ O, EtOH
910	1,4-Bis(3-aminopropoxy)-butane	1,4-Butanediol bis(3-aminopropyl) ether	C ₁₀ H ₂₄ N ₂ O ₂	7300-34-7	204.310	liq		135 ³	0.96 ²⁰	1.4619 ²⁰	
911	<i>N,N'</i> -Bis(3-aminopropyl)-1,4-butanediamine	Spermine	C ₁₀ H ₂₆ N ₄	71-44-3	202.340		29	150 ⁵			
912	<i>N,N'</i> -Bis(3-aminopropyl)-1,4-butanediamine, tetrahydrochloride		C ₁₀ H ₃₀ Cl ₄ N ₄	306-67-2	348.184		301.5				s H ₂ O
913	Bis(2-bromoethyl) ether	Bromex	C ₄ H ₈ Br ₂ O	5414-19-7	231.914			115 ³²	1.8452 ²⁰	1.5131 ²⁷	
914	1,2-Bis(bromomethyl)benzene		C ₈ H ₈ Br ₂	91-13-4	263.958	orth (chl)	95(1)	129 ^{4,5}	1.988 ²⁵		i H ₂ O; s EtOH, eth, ctc, chl, peth, lig
915	1,3-Bis(bromomethyl)benzene		C ₈ H ₈ Br ₂	626-15-3	263.958	nd (chl), pr (ace)	77(1)	137 ²⁰	1.959 ²⁵		i H ₂ O; s EtOH, eth, chl, lig
916	1,4-Bis(bromomethyl)benzene		C ₈ H ₈ Br ₂	623-24-5	263.958	mcl pr (al), cry (chl, bz)	144.5	245	2.012 ²⁵		i H ₂ O; vs EtOH, chl; sl eth; s bz
917	2,2-Bis(bromomethyl)-1,3-propanediol	Pentaerythritol dibromide	C ₅ H ₁₀ Br ₂ O ₂	3296-90-0	261.940	nd (bz)	113				
918	1,3-Bis(bromomethyl)-tetramethyldisiloxane		C ₆ H ₁₆ Br ₂ OSi ₂	2351-13-5	320.169			233	1.3918 ²⁵	1.4719 ²⁵	
919	Bis(4-bromophenyl) ether		C ₁₂ H ₈ Br ₂ O	2050-47-7	327.999	lf (al)	54(1)	339	1.8 ²⁵		i H ₂ O; s EtOH, bz; vs eth; sl chl
920	Bis(2-(2-butoxyethoxy)ethyl) adipate		C ₂₂ H ₄₂ O ₈	141-17-3	434.563	liq			1.1 ²⁵		



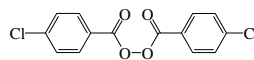
No.	Name	Synonym	Mol. Form.	CAS RN	Mol. Wt.	Physical Form	mp/°C	bp/°C	den g cm ⁻³	n _D	Solubility
921	1,4-Bis(a-(<i>tert</i> -butyldioxy)-isopropyl)benzene		C ₂₀ H ₃₄ O ₄	2781-00-2	338.482	cry	79				
922	Bis(3- <i>tert</i> -butyl-5-ethyl-2-hydroxyphenyl)methane		C ₂₈ H ₃₆ O ₂	88-24-4	368.553	cry	123				
923	Bis(4-chlorobenzoyl) peroxide		C ₁₄ H ₈ Cl ₂ O ₄	94-17-7	311.118	pr cry (bz)	141				
924	1,2-Bis(2-chloroethoxy)ethane		C ₆ H ₁₂ Cl ₂ O ₂	112-26-5	187.064			214(18)	1.195 ²⁰	1.4592 ²⁵	s ctc
925	Bis(2-chloroethoxy)methane		C ₂ H ₁₀ Cl ₂ O ₂	111-91-1	173.037			216(3)			
926	<i>N,N</i> -Bis(2-chloroethyl)aniline	Aniline mustard	C ₁₀ H ₁₃ Cl ₂ N	553-27-5	218.123	pr	45	164 ¹⁴			sl eth; s EtOH, MeOH
927	Bis(2-chloroethyl) carbonate		C ₈ H ₈ Cl ₂ O ₃	623-97-2	187.021		8	241	1.3506 ²⁰	1.461 ²⁰	i H ₂ O
928	Bis(2-chloroethyl) 2-chloroethylphosphonate		C ₆ H ₁₂ Cl ₃ O ₃ P	6294-34-4	269.490			170.2 ⁵		1.488 ²⁵	
929	Bis(2-chloroethyl) ether	Dichloroethyl ether	C ₄ H ₈ Cl ₂ O	111-44-4	143.012	liq	-46.9(0.5)	178(2)	1.22 ²⁰	1.451 ²⁰	i H ₂ O; s EtOH, eth, ace; msc bz
930	Bis(2-chloroethyl)methylamine hydrochloride	Nitrogen mustard hydrochloride	C ₈ H ₁₂ Cl ₃ N	55-86-7	192.515	hyg nd	111.5				
931	<i>N,N'</i> -Bis(2-chloroethyl)- <i>N</i> -nitrosourea	Carmustine	C ₈ H ₉ Cl ₂ N ₃ O ₂	154-93-8	214.049	lt ye pow	31				vs H ₂ O, EtOH
932	Bis(2-chloroethyl) sulfide	Mustard gas	C ₄ H ₈ Cl ₂ S	505-60-2	159.078	liq	13.5	198(9)	1.2741 ²⁰	1.5313 ²⁰	
933	1,2-Bis(2-chloroethylsulfonyl)-ethane		C ₆ H ₁₂ Cl ₂ O ₄ S ₂	3944-87-4	283.193	cry (MeOH/HOAc)	205				
934	1,2-Bis(chloromethyl)benzene		C ₈ H ₈ Cl ₂	612-12-4	175.056	mcl (lig)	55(1)	239.5	1.393 ²⁵		i H ₂ O; vs EtOH, eth, chl; s ctc
935	1,3-Bis(chloromethyl)benzene		C ₈ H ₈ Cl ₂	626-16-4	175.056	cry	34(1)	251.5	1.302 ²⁰		i H ₂ O; vs EtOH, eth; sl chl
936	1,4-Bis(chloromethyl)benzene		C ₈ H ₈ Cl ₂	623-25-6	175.056	pl (al)	100	257(18)	1.417 ²⁵		i H ₂ O; vs EtOH, eth, ace, chl; sl HOAc
937	Bis(chloromethyl) ether		C ₂ H ₄ Cl ₂ O	542-88-1	114.958	liq	-41.5	104(4)	1.323 ¹⁵	1.435 ²¹	msc EtOH, eth
938	3,3-Bis(chloromethyl)oxetane		C ₅ H ₈ Cl ₂ O	78-71-7	155.022	liq	19.0(0.1)	101 ²⁷	1.295 ²⁵		
939	2,2-Bis(chloromethyl)-1,3-propanediol	Pentaerythritol dichlorohydrin	C ₅ H ₁₀ Cl ₂ O ₂	2209-86-1	173.037	cry	83	159 ¹²			
940	1,3-Bis(chloromethyl)-tetramethyldisiloxane		C ₆ H ₁₆ Cl ₂ OSi ₂	2362-10-9	231.267	liq	-90	205(3)	1.045 ²⁰	1.4398 ²⁰	
941	Bis(4-chlorophenoxy)methane	Di(4-chlorophenoxy)methane	C ₁₂ H ₁₀ Cl ₂ O ₂	555-89-5	269.123	cry (peth)	70.5	191 ⁵			vs ace, bz
942	Bis(4-chlorophenyl) disulfide		C ₁₂ H ₈ Cl ₂ S ₂	1142-19-4	287.228		72.8				s chl
943	Bis(4-chlorophenyl)-ethanedione		C ₁₄ H ₈ Cl ₂ O ₂	3457-46-3	279.119		197.8				
944	1,1-Bis(4-chlorophenyl)-ethanol		C ₁₄ H ₁₂ Cl ₂ O	80-06-8	267.150		70				i H ₂ O, EtOH; s eth, bz
945	1,2-Bis(2-chlorophenyl)-hydrazine	2,2'-Dichlorohydrazobenzene	C ₁₂ H ₁₀ Cl ₂ N ₂	782-74-1	253.126		87				
946	Bis(4-chlorophenyl)methane		C ₁₂ H ₁₀ Cl ₂	101-76-8	237.124		55.5	188 ¹⁸	1.365 ¹⁷		s EtOH
947	Bis(4-chlorophenyl) sulfone		C ₁₂ H ₈ Cl ₂ O ₂ S	80-07-9	287.162		148.8(1)	250 ¹⁰			sl H ₂ O; s EtOH, chl
948	<i>N,N'</i> -Bis(4-chlorophenyl)-thiourea	Di(<i>p</i> -chlorophenyl)thiourea	C ₁₃ H ₁₀ Cl ₂ N ₂ S	1220-00-4	297.202	nd	176				
949	1,1-Bis(4-chlorophenyl)-2,2,2-trichloroethanol		C ₁₄ H ₉ Cl ₅ O	115-32-2	370.485	cry (petr)	75.1(0.3)	180 ^{0.1}			i H ₂ O, os
950	Bis(3-chloropropyl) ether	3-Chloropropyl ether	C ₆ H ₁₂ Cl ₂ O	629-36-7	171.064			205(7)	1.136 ²⁰	1.4158 ²⁰	s EtOH, eth
951	Bis(2-cyanoethyl) ether		C ₆ H ₈ N ₂ O	1656-48-0	124.140			161 ⁵	1.0504 ²⁰	1.4405 ²⁰	
952	Bis(2-cyanoethyl) sulfide		C ₆ H ₈ N ₂ S	111-97-7	140.206			163 ^{1.5}		1.5047 ²⁰	
953	Bis(η-cyclopentadienyl)-titanium chloride		C ₁₀ H ₁₀ Cl ₂ Ti	1271-19-8	248.959	red cry	289	258 ¹⁰	1.60		sl H ₂ O, bz; s chl, EtOH, tol
954	Bis(η-cyclopentadienyl)-zirconium chloride		C ₁₀ H ₁₀ Cl ₂ Zr	1291-32-3	292.316	col cry	248	180 ^{0.5}			
955	1,2-Bis(dibromomethyl)-benzene		C ₈ H ₆ Br ₄	13209-15-9	421.750	mcl	116.5				sl H ₂ O; vs chl; i lig
956	Bis(2,4-dichlorobenzoyl) peroxide		C ₁₄ H ₆ Cl ₄ O ₄	133-14-2	380.008		106				
957	1,3-Bis(dichloromethyl)-tetramethyldisiloxane		C ₆ H ₁₄ Cl ₂ OSi ₂	2943-70-6	300.157			149 ⁵⁰	1.2213 ²⁰	1.4660 ²⁰	
958	Bis(2,4-dichlorophenyl)ether	2,2',4,4'-Tetrachlorodiphenyl ether	C ₁₂ H ₆ Cl ₄ O	28076-73-5	307.987	cry (eth)	71				
959	4,4'-Bis(diethylamino)-benzophenone	Michler's ethyl ketone	C ₂₁ H ₂₈ N ₂ O	90-93-7	324.459	lf (al)	95.3				
960	Bis(diethyldithiocarbamate)-nickel		C ₁₀ H ₂₀ N ₂ Si ₄	14267-17-5	355.232			202 ^{0.02}			
961	Bis(diethyldithiocarbamate)-zinc		C ₁₀ H ₂₀ N ₂ S ₂ Zn	14324-55-1	361.948			178 ^{0.05}			
962	Bis(difluoromethyl) ether	Difluoromethyl ether	C ₂ H ₂ F ₄ O	1691-17-4	118.030	col gas		5.5(0.4)	1.43 ²⁰		



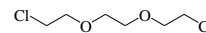
921
1,4-Bis(α-(*tert*-butyl)dioxy)isopropylbenzene



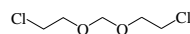
922
Bis(3-*tert*-butyl-5-ethyl-2-hydroxyphenyl)methane



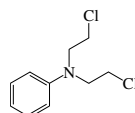
923
Bis(4-chlorobenzoyl) peroxide



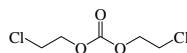
924
1,2-Bis(2-chloroethoxy)ethane



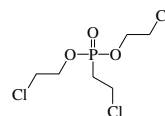
925
Bis(2-chloroethoxy)methane



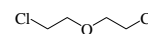
926
N,N-Bis(2-chloroethyl)aniline



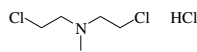
927
Bis(2-chloroethyl) carbonate



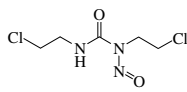
928
Bis(2-chloroethyl) 2-chloroethylphosphonate



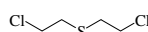
929
Bis(2-chloroethyl) ether



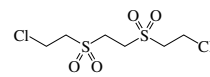
930
Bis(2-chloroethyl)methylamine hydrochloride



931
N,N'-Bis(2-chloroethyl)-*N*-nitrosourea



932
Bis(2-chloroethyl) sulfide



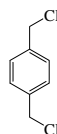
933
1,2-Bis(2-chloroethylsulfonyl)ethane



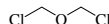
934
1,2-Bis(chloromethyl)benzene



935
1,3-Bis(chloromethyl)benzene



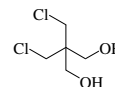
936
1,4-Bis(chloromethyl)benzene



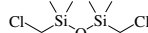
937
Bis(chloromethyl) ether



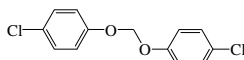
938
3,3-Bis(chloromethyl)oxetane



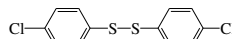
939
2,2-Bis(chloromethyl)-1,3-propanediol



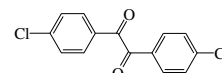
940
1,3-Bis(chloromethyl)tetramethyldisiloxane



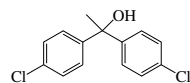
941
Bis(4-chlorophenoxy)methane



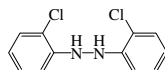
942
Bis(4-chlorophenyl) disulfide



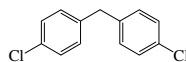
943
Bis(4-chlorophenyl)ethanedione



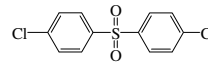
944
1,1-Bis(4-chlorophenyl)ethanol



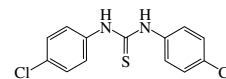
945
1,2-Bis(2-chlorophenyl)-hydrazine



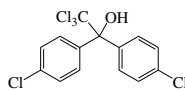
946
Bis(4-chlorophenyl)methane



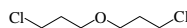
947
Bis(4-chlorophenyl) sulfone



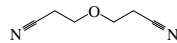
948
N,N'-Bis(4-chlorophenyl)thiourea



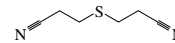
949
1,1-Bis(4-chlorophenyl)-2,2,2-trichloroethanol



950
Bis(3-chloropropyl) ether



951
Bis(2-cyanoethyl) ether



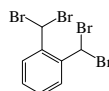
952
Bis(2-cyanoethyl) sulfide



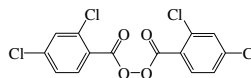
953
Bis(η-cyclopentadienyl)titanium chloride



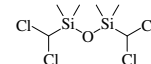
954
Bis(η-cyclopentadienyl)zirconium chloride



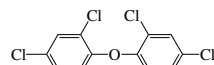
955
1,2-Bis(dibromomethyl)benzene



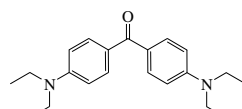
956
Bis(2,4-dichlorobenzoyl) peroxide



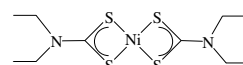
957
1,3-Bis(dichloromethyl)tetramethyldisiloxane



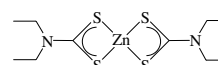
958
Bis(2,4-dichlorophenyl)ether



959
4,4'-Bis(diethylamino)benzophenone



960
Bis(diethyldithiocarbamate)nickel

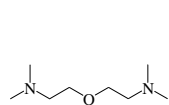


961
Bis(diethyldithiocarbamate)zinc

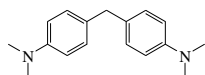


962
Bis(difluoromethyl) ether

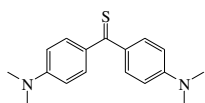
No.	Name	Synonym	Mol. Form.	CAS RN	Mol. Wt.	Physical Form	mp/°C	bp/°C	den g cm ⁻³	n _D	Solubility
963	Bis(2-dimethylaminoethyl) ether	2,2'-Oxybis[<i>N,N</i> -dimethylethanamine]	C ₈ H ₂₀ N ₂ O	3033-62-3	160.257	liq		80 ¹⁵			
964	Bis[4-(dimethylamino)phenyl]methane	Michler's Base	C ₁₇ H ₂₂ N ₂	101-61-1	254.370	pl or tab (al, lig)	91.5	390 dec			i H ₂ O; sl EtOH; vs eth, bz; s acid
965	Bis[4-(dimethylamino)phenyl]methanethione	4,4'-Bis(dimethylamino)-thiobenzophenone	C ₁₇ H ₂₀ N ₂ S	1226-46-6	284.419	pl	204				i H ₂ O, EtOH, lig; sl eth; s bz, chl, HOAc
966	Bis(4-dimethylaminophenyl)methanol	4,4'-Bis(dimethylamino)-benzhydrol	C ₁₇ H ₂₂ N ₂ O	119-58-4	270.369		102.0				i H ₂ O; vs EtOH; s eth, bz, HOAc
967	1,3-Bis(dimethylamino)-2-propanol		C ₇ H ₁₈ N ₂ O	5966-51-8	146.230			181.5	0.8788 ²⁰	1.4418 ²⁰	vs H ₂ O
968	4,4'-Bis(dimethylamino)-triphenylmethane		C ₂₃ H ₂₆ N ₂	129-73-7	330.465	nd or lf (al, bz)	102				vs bz, eth
969	Bis(dimethyldithiocarbamate)-copper		C ₆ H ₁₂ CuN ₂ S ₄	137-29-1	303.978			206 ^{0.01}			
970	Bis(dimethyldithiocarbamate)-nickel		C ₆ H ₁₂ NiN ₂ S ₄	15521-65-0	299.125			208 ^{0.002}			
971	2,5-Bis(1,1-dimethylpropyl)-1,4-benzenediol	2,5-Di- <i>tert</i> -pentylhydroquinone	C ₁₆ H ₂₆ O ₂	79-74-3	250.376		180				
972	2,4-Bis(1,1-dimethylpropyl)phenol		C ₁₆ H ₂₆ O	120-95-6	234.376		26.0	169 ²²			
973	1,2-Bis(diphenylphosphino)ethane	Diphos	C ₂₆ H ₂₄ P ₂	1663-45-2	398.417		143.5				
974	1,3-Bis(2,3-epoxypropoxy)benzene	Diglycidyl resorcinol ether	C ₁₂ H ₁₄ O ₄	101-90-6	222.237		42.5	147 ^{0.4}	1.2183 ³⁰	1.5408 ²⁰	
975	Bis(2-ethoxyethyl) phthalate		C ₁₈ H ₂₂ O ₆	605-54-9	310.342		34	345	1.1229 ²¹		
976	Bis(ethoxymethyl) ether		C ₆ H ₁₄ O ₃	5648-29-3	134.173			136(10)			
977	<i>N,N'</i> -Bis(4-ethoxyphenyl)-ethanimidamide monohydrochloride	Phenacaine hydrochloride	C ₁₆ H ₂₅ ClN ₂ O ₂	620-99-5	334.841	cry (w+1)	191				vs H ₂ O, EtOH, chl
978	Bis(ethylenediamine)copper dichloride	Cupriethylenediamine dichloride	C ₄ H ₁₆ Cl ₂ CuN ₄	15243-01-3	254.649	dk bl cry					s EtOH
979	Bis(2-ethylhexyl) adipate	Bis(2-ethylhexyl) hexanedioate	C ₂₂ H ₄₂ O ₄	103-23-1	370.566		-67.8	214 ⁵	0.922 ²⁵	1.4474 ²⁰	vs ace, eth, EtOH
980	Bis(2-ethylhexyl)amine		C ₁₆ H ₃₆ N	106-20-7	241.456			161 ²¹			
981	Bis(2-ethylhexyl) azelate		C ₂₅ H ₄₆ O ₄	103-24-2	412.647		-78	237 ⁵	0.915 ²⁵	1.446 ²⁵	i H ₂ O; s EtOH, ace, bz; sl ctc
982	Bis(2-ethylhexyl) ether	2,2'-Diethylidihexyl ether	C ₁₆ H ₃₄ O	10143-60-9	242.440			279(8)		1.4325 ²⁰	sl ctc
983	Bis(2-ethylhexyl) phosphate		C ₁₆ H ₃₅ O ₄ P	298-07-7	322.420	visc liq		155 ^{0.015}	0.975 ²⁵		sl H ₂ O; s bz, hx
984	Bis(2-ethylhexyl) phosphonate	Bis(2-ethylhexyl) phosphite	C ₁₆ H ₃₅ O ₃ P	3658-48-8	306.421	liq		150 ¹	0.93 ²⁵	1.4420 ²⁰	
985	Bis(2-ethylhexyl) phosphorodithioate		C ₁₆ H ₃₅ O ₂ PS ₂	5810-88-8	354.552	cry					s bz, hp, chl
986	Bis(2-ethylhexyl) phthalate	Di- <i>sec</i> -octyl phthalate	C ₂₄ H ₃₈ O ₄	117-81-7	390.557	liq	-55	384	0.981 ²⁵	1.4853 ²⁰	sl ctc
987	Bis(2-ethylhexyl) sebacate		C ₂₆ H ₅₀ O ₄	122-62-3	426.673		-55(1)	256 ⁵	0.912 ²⁵	1.451 ²⁵	vs ace, bz, EtOH
988	Bis(2-ethylhexyl) sodium sulfosuccinate	Docusate sodium	C ₂₀ H ₃₇ NaO ₇ S	577-11-7	444.559	waxy solid					s peth, ctc, eth, ace
989	Bis(2-ethylhexyl) terephthalate		C ₂₄ H ₃₈ O ₄	6422-86-2	390.557			383			
990	2,2-Bis(ethylsulfonyl)butane	Sulfonethylmethane	C ₈ H ₁₈ O ₄ S ₂	76-20-0	242.357	pl (w)	76	dec	1.199 ⁸⁵		s chl
991	Bis[4-(hexyloxy)phenyl]-diazene, 1-oxide		C ₂₄ H ₃₄ N ₂ O ₃	2587-42-0	398.538						s chl
992	<i>N,N'</i> -Bis(2-hydroxybenzylidene)-1,2-ethylenediamine	Disalicylidene-1,2-ethanedi-amine	C ₁₆ H ₁₆ N ₂ O ₂	94-93-9	268.310		125.5				sl EtOH, eth; s bz, chl
993	Bis(2-hydroxy-3- <i>tert</i> -butyl-5-methylphenyl)methane		C ₂₃ H ₃₂ O ₂	119-47-1	340.499	nd (peth)	131				
994	Bis(2-hydroxy-5-chlorophenyl)sulfide	Fenticlor	C ₁₂ H ₈ Cl ₂ O ₂ S	97-24-5	287.162		174				i H ₂ O; s EtOH, eth, gl HOAc
995	2-[Bis(2-hydroxyethyl)amino]-ethanol hydrochloride	Triethanolamine hydrochloride	C ₆ H ₁₆ ClNO ₃	637-39-8	185.649	cry (al)	179.5				vs H ₂ O
996	<i>N,N'</i> -Bis(2-hydroxyethyl)-butylamine	Butylbis(2-hydroxyethyl)amine	C ₈ H ₁₉ NO ₂	102-79-4	161.243			279(19)	0.9681 ²⁰	1.4625 ²⁰	s chl
997	Bis(2-hydroxyethyl) disulfide		C ₄ H ₁₀ O ₂ S ₂	1892-29-1	154.251		26	160 ^{3.5}			
998	<i>N,N'</i> -Bis(2-hydroxyethyl)-dodecanamide		C ₁₆ H ₃₃ NO ₃	120-40-1	287.438	waxy solid	38.7				
999	<i>N,N'</i> -Bis(2-hydroxyethyl)-ethylamine	<i>N</i> -Ethyl-diethanolamine	C ₆ H ₁₅ NO ₂	139-87-7	133.189	ye liq	-50	248(19)	1.0135 ²⁰	1.4663 ²⁰	vs H ₂ O, EtOH; sl eth
1000	<i>N,N'</i> -Bis(2-hydroxyethyl)-ethylenediamine		C ₆ H ₁₆ N ₂ O ₂	4439-20-7	148.203		100.1(0.5)	136 ¹			s H ₂ O
1001	<i>N,N'</i> -Bis(2-hydroxyethyl)-glycine	Bicine	C ₆ H ₁₃ NO ₄	150-25-4	163.172	nd (al)	194 dec				vs H ₂ O; i EtOH



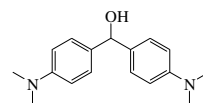
963
Bis(2-dimethylaminoethyl) ether



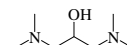
964
Bis[4-(dimethylamino)phenyl]methane



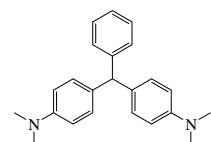
965
Bis[4-(dimethylamino)phenyl]methanethione



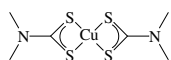
966
Bis(4-dimethylaminophenyl)methanol



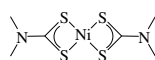
967
1,3-Bis(dimethylamino)-2-propanol



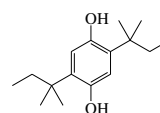
968
4,4'-Bis(dimethylamino)triphenylmethane



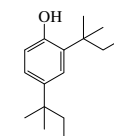
969
Bis(dimethyldithiocarbamate)copper



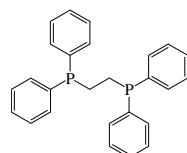
970
Bis(dimethyldithiocarbamate)nickel



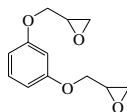
971
2,5-Bis(1,1-dimethylpropyl)-1,4-benzenediol



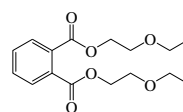
972
2,4-Bis(1,1-dimethylpropyl)phenol



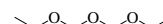
973
1,2-Bis(diphenylphosphino)ethane



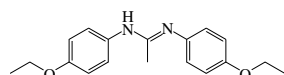
974
1,3-Bis(2,3-epoxypropoxy)benzene



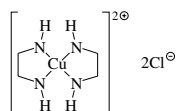
975
Bis(2-ethoxyethyl) phthalate



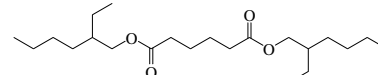
976
Bis(ethoxymethyl) ether



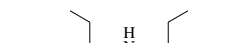
977
N,N'-Bis(4-ethoxyphenyl)ethanimidamide monohydrochloride



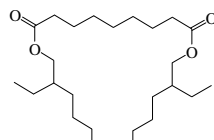
978
Bis(ethylenediamine)copper dichloride



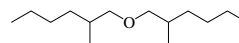
979
Bis(2-ethylhexyl) adipate



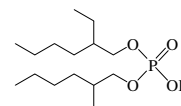
980
Bis(2-ethylhexyl)amine



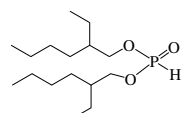
981
Bis(2-ethylhexyl) azelate



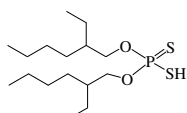
982
Bis(2-ethylhexyl) ether



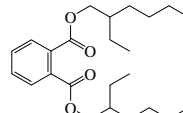
983
Bis(2-ethylhexyl) phosphate



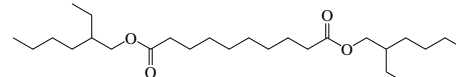
984
Bis(2-ethylhexyl) phosphonate



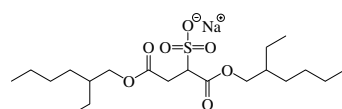
985
Bis(2-ethylhexyl) phosphorodithioate



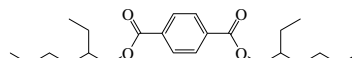
986
Bis(2-ethylhexyl) phthalate



987
Bis(2-ethylhexyl) sebacate



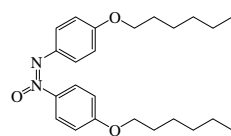
988
Bis(2-ethylhexyl) sodium sulfosuccinate



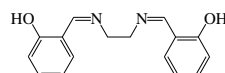
989
Bis(2-ethylhexyl) terephthalate



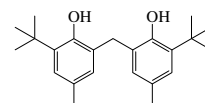
990
2,2-Bis(ethylsulfonyl)butane



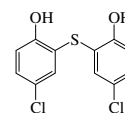
991
Bis[4-(hexyloxy)phenyl]diazene, 1-oxide



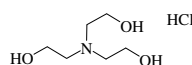
992
N,N'-Bis(2-hydroxybenzylidene)-1,2-ethylenediamine



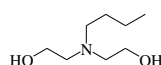
993
Bis(2-hydroxy-3-*tert*-butyl-5-methylphenyl)methane



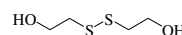
994
Bis(2-hydroxy-5-chlorophenyl) sulfide



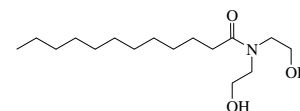
995
2-Bis(2-hydroxyethyl)aminoethanol hydrochloride



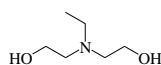
996
N,N-Bis(2-hydroxyethyl)butylamine



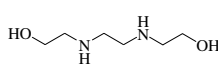
997
Bis(2-hydroxyethyl) disulfide



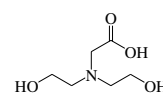
998
N,N-Bis(2-hydroxyethyl)dodecanamide



999
N,N-Bis(2-hydroxyethyl)ethylamine

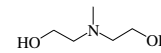
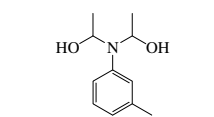
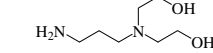
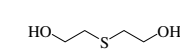
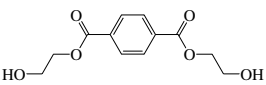
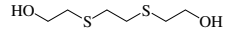
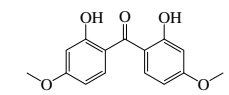
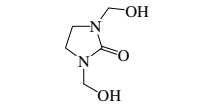
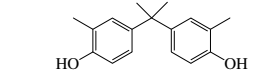
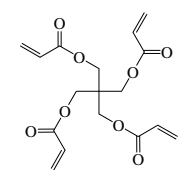
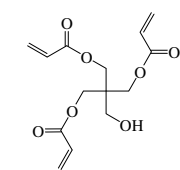
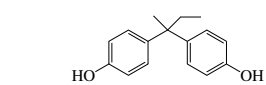
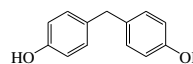
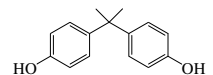
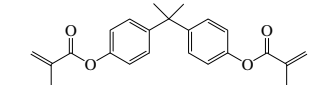
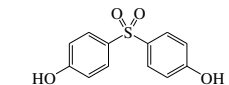
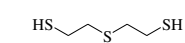
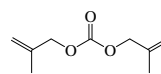
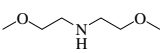
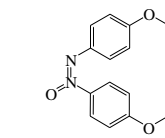
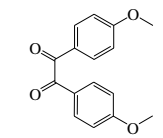
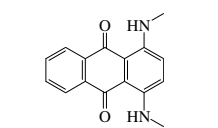
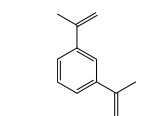
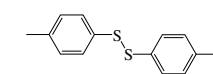
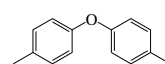
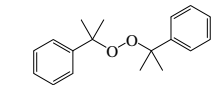
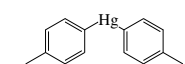
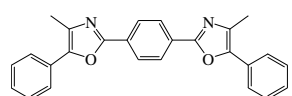
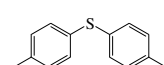
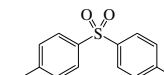
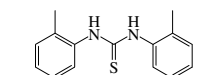
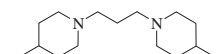
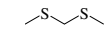
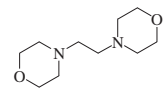
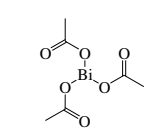
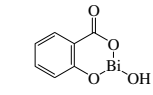


1000
N,N'-Bis(2-hydroxyethyl)ethylenediamine

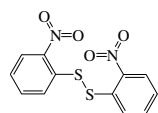


1001
N,N-Bis(2-hydroxyethyl)glycine

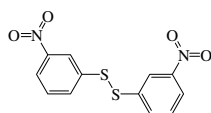
No.	Name	Synonym	Mol. Form.	CAS RN	Mol. Wt.	Physical Form	mp/°C	bp/°C	den g cm ⁻³	n _D	Solubility
1002	Bis(2-hydroxyethyl)-methylamine	Methyldiethanolamine	C ₅ H ₁₃ NO ₂	105-59-9	119.163	liq	-21	245(1)	1.043 ²⁵	1.4685 ²⁰	vs H ₂ O
1003	<i>N,N</i> -Bis(2-hydroxyethyl)-3-methylaniline	Diethanol- <i>m</i> -toluidine	C ₁₁ H ₁₇ NO ₂	91-99-6	195.259		64.5	160 ¹			sl chl
1004	<i>N,N</i> -Bis(2-hydroxyethyl)-1,3-propanediamine	3-(Aminopropyl)diethanolamine	C ₇ H ₁₅ N ₂ O ₂	4985-85-7	162.230			160 ¹			
1005	Bis(2-hydroxyethyl) sulfide	2,2'-Thiodiethanol	C ₄ H ₁₀ O ₂ S	111-48-8	122.186	liq	-10.2	282	1.1793 ²⁵	1.5211 ²⁰	msc H ₂ O, EtOH, chl, AcOEt; s eth; sl bz
1006	Bis(2-hydroxyethyl) terephthalate	Bis(2-hydroxyethyl) 1,4-benzenedicarboxylate	C ₁₂ H ₁₄ O ₆	959-26-2	254.235	cry (w)	109.5				
1007	1,2-Bis(2-hydroxyethylthio)ethane		C ₆ H ₁₄ O ₂ S ₂	5244-34-8	182.304		64.8	170 ^{0.5}			s H ₂ O, EtOH, bz, peth
1008	Bis(2-hydroxy-4-methoxyphenyl)methanone	2,2'-Dihydroxy-4,4'-dimethoxybenzophenone	C ₁₅ H ₁₄ O ₅	131-54-4	274.269		139.1(0.5)				
1009	1,3-Bis(hydroxymethyl)-2-imidazolidone	1,3-Dimethylolthyleneurea	C ₅ H ₁₀ N ₂ O ₃	136-84-5	146.144	cry (MeOH)	101				
1010	2,2-Bis(4-hydroxy-3-methylphenyl)propane	Bisphenol C	C ₁₇ H ₂₀ O ₂	79-97-0	256.340	nd (xyl)	140				
1011	2,2-Bis(hydroxymethyl)-1,3-propanediol, tetra(2-propenoyl) ester	Pentaerythritol tetraacrylate	C ₁₇ H ₂₀ O ₈	4986-89-4	352.336		17.3		1.185 ²⁵		
1012	2,2-Bis(hydroxymethyl)-1,3-propanediol, tri(2-propenoyl) ester	Pentaerythritol triacrylate	C ₁₄ H ₁₈ O ₇	3524-68-3	298.289				1.180 ²⁰		
1013	2,2-Bis(4-hydroxyphenyl)-butane	Bisphenol B	C ₁₆ H ₁₈ O ₂	77-40-7	242.313		120.5				vs ace, MeOH
1014	Bis(4-hydroxyphenyl)methane	Bisphenol AD	C ₁₃ H ₁₂ O ₂	620-92-8	200.233		162.5	sub			s EtOH, eth, chl, alk; sl DMSO; i CS ₂
1015	2,2-Bis(4-hydroxyphenyl)-propane	Bisphenol A	C ₁₅ H ₁₆ O ₂	80-05-7	228.287	cry or fl	160(2)	220 ⁴			i H ₂ O; vs EtOH, eth, bz, alk; s HOAc
1016	2,2-Bis(4-hydroxyphenyl)-propane dimethacrylate	Bisphenol A dimethacrylate	C ₂₃ H ₂₄ O ₄	3253-39-2	364.435		73				
1017	Bis(4-hydroxyphenyl) sulfone	Bisphenol S	C ₁₂ H ₁₀ O ₄ S	80-09-1	250.270	nd (w), orth bipym	240.5		1.3663 ¹⁵		i H ₂ O; s EtOH, eth; sl bz, DMSO
1018	Bis(2-mercaptoethyl) sulfide	2,2'-Dimercaptodiethyl sulfide	C ₄ H ₁₀ S ₃	3570-55-6	154.317		-11	135 ¹⁸	1.183 ²⁵	1.5982 ²⁰	
1019	Bis(2-methallyl) carbonate		C ₉ H ₁₄ O ₃	64057-79-0	170.205		201.3	66 ³	0.943 ²⁵	1.4371 ²⁰	
1020	Bis(2-methoxyethyl)amine	2-Methoxy- <i>N</i> -(2-methoxyethyl)ethanamine	C ₆ H ₁₅ NO ₂	111-95-5	133.189						s ctc
1021	Bis(4-methoxyphenyl)diazene, 1-oxide		C ₁₄ H ₁₄ N ₂ O ₃	1562-94-3	258.272	ye nd (al)			1.1711 ¹¹		s EtOH, ace, bz; sl chl
1022	Bis(4-methoxyphenyl)-ethanedione		C ₁₆ H ₁₄ O ₄	1226-42-2	270.280		133				sl EtOH, chl
1023	1,4-Bis(methylamino)-9,10-anthracenedione		C ₁₆ H ₁₄ N ₂ O ₂	2475-44-7	266.294						sl chl
1024	1,3-Bis(1-methylethenyl)-benzene	1,3-Diisopropenylbenzene	C ₁₂ H ₁₄	3748-13-8	158.239	liq		231	0.925	1.5570 ²⁰	
1025	Bis(4-methylphenyl) disulfide	Di- <i>p</i> -Tolyl disulfide	C ₁₄ H ₁₄ S ₂	103-19-5	246.391	nd or lf (al)	47.5	212 ²⁰	1.114 ⁵¹		i H ₂ O; s EtOH, ace; vs eth
1026	Bis(4-methylphenyl) ether	<i>p</i> -Tolyl ether	C ₁₄ H ₁₄ O	1579-40-4	198.260		51	285			vs bz, eth, EtOH
1027	Bis(1-methyl-1-phenylethyl) peroxide	Dicumyl peroxide	C ₁₈ H ₂₂ O ₂	80-43-3	270.367	cry (EtOH)	40	100 ^{0.2}			
1028	Bis(4-methylphenyl)mercury	Di- <i>p</i> -tolylmercury	C ₁₄ H ₁₄ Hg	537-64-4	382.85		245.7				
1029	1,4-Bis(4-methyl-5-phenyloxazol-2-yl)benzene	2,2'- <i>p</i> -Phenylenebis(4-methyl-5-phenyloxazole)	C ₂₆ H ₂₀ N ₂ O ₂	3073-87-8	392.449		232				sl chl
1030	Bis(4-methylphenyl) sulfide	Di- <i>p</i> -tolyl sulfide	C ₁₄ H ₁₄ S	620-94-0	214.326	nd (al)	57.3	>300			i H ₂ O; s EtOH, ace, bz, HOAc; sl chl
1031	Bis(4-methylphenyl) sulfone	Di- <i>p</i> -tolyl sulfone	C ₁₄ H ₁₄ O ₂ S	599-66-6	246.325	pr(bz), nd(w,al)	150(8)	406			sl H ₂ O, eth; s EtOH, bz, chl, CS ₂
1032	<i>N,N'</i> -Bis(2-methylphenyl)-thiourea		C ₁₅ H ₁₆ N ₂ S	137-97-3	256.366	nd (al, sub)					vs bz, EtOH, chl
1033	1,3-Bis(1-methyl-4-piperidyl)-propane		C ₁₅ H ₃₀ N ₂	64168-11-2	238.412		13.7	215 ⁵⁰	0.8962 ²⁵	1.4804 ²⁵	
1034	Bis(methylthio)methane		C ₃ H ₈ S ₂	1618-26-4	108.226			148			
1035	1,2-Bis(<i>N</i> -morpholino)ethane		C ₁₀ H ₂₀ N ₂ O ₂	1723-94-0	200.278	wh-ye (eth,lig)	75	285			vs H ₂ O, ace, bz, EtOH
1036	Bismuth acetate		C ₆ H ₆ BiO ₆	22306-37-2	386.111	col tablets	250				i H ₂ O
1037	Bismuth subsalicylate		C ₇ H ₅ BiO ₄	14882-18-9	362.093	pr					i H ₂ O, EtOH; reac alk

 1002 Bis(2-hydroxyethyl)methylamine	 1003 <i>N,N</i> -Bis(2-hydroxyethyl)-3-methylaniline	 1004 <i>N,N</i> -Bis(2-hydroxyethyl)-1,3-propanediamine	 1005 Bis(2-hydroxyethyl) sulfide	 1006 Bis(2-hydroxyethyl) terephthalate
 1007 1,2-Bis(2-hydroxyethylthio)ethane	 1008 Bis(2-hydroxy-4-methoxyphenyl)methanone	 1009 1,3-Bis(hydroxymethyl)-2-imidazolidone	 1010 2,2-Bis(4-hydroxy-3-methylphenyl)propane	
 1011 2,2-Bis(hydroxymethyl)-1,3-propanediol, tetra(2-propenoyl) ester	 1012 2,2-Bis(hydroxymethyl)-1,3-propanediol, tri(2-propenoyl) ester	 1013 2,2-Bis(4-hydroxyphenyl)butane		
 1014 Bis(4-hydroxyphenyl)methane	 1015 2,2-Bis(4-hydroxyphenyl)propane	 1016 2,2-Bis(4-hydroxyphenyl)propane dimethacrylate	 1017 Bis(4-hydroxyphenyl) sulfone	 1018 Bis(2-mercaptoethyl) sulfide
 1019 Bis(2-methylallyl) carbonate	 1020 Bis(2-methoxyethyl)amine	 1021 Bis(4-methoxyphenyl)diazene, 1-oxide	 1022 Bis(4-methoxyphenyl)ethanedione	 1023 1,4-Bis(methylamino)-9,10-anthracenedione
 1024 1,3-Bis(1-methylethenyl)benzene	 1025 Bis(4-methylphenyl) disulfide	 1026 Bis(4-methylphenyl) ether	 1027 Bis(1-methyl-1-phenylethyl)peroxide	 1028 Bis(4-methylphenyl)mercury
 1029 1,4-Bis(4-methyl-5-phenyloxazol-2-yl)benzene	 1030 Bis(4-methylphenyl) sulfide	 1031 Bis(4-methylphenyl) sulfone	 1032 <i>N,N'</i> -Bis(2-methylphenyl)thiourea	 1033 1,3-Bis(1-methyl-4-piperidyl)propane
 1034 Bis(methylthio)methane	 1035 1,2-Bis(<i>N</i> -morpholino)ethane	 1036 Bismuth acetate	 1037 Bismuth subsalicylate	

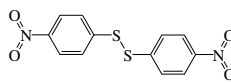
No.	Name	Synonym	Mol. Form.	CAS RN	Mol. Wt.	Physical Form	mp/°C	bp/°C	den g cm ⁻³	n _D	Solubility
1038	Bis(2-nitrophenyl) disulfide		C ₁₂ H ₈ N ₂ O ₄ S ₂	1155-00-6	308.333		198.5				i H ₂ O, eth; sl EtOH, ace, bz, HOAc
1039	Bis(3-nitrophenyl) disulfide	Nitrophenide	C ₁₂ H ₈ N ₂ O ₄ S ₂	537-91-7	308.333		84				sl EtOH, chl; s eth
1040	Bis(4-nitrophenyl) disulfide		C ₁₂ H ₈ N ₂ O ₄ S ₂	100-32-3	308.333		182	255 ^{9,1}			sl EtOH, HOAc
1041	1,2-Bis(4-nitrophenyl)ethane	4,4'-Dinitrobiphenyl	C ₁₄ H ₁₂ N ₂ O ₄	736-30-1	272.256	ye nd (al,bz)	181.8				i EtOH; sl eth, bz, chl, HOAc
1042	<i>N,N'</i> -Bis(4-nitrophenyl)urea	4,4'-Dinitrocarbanilide	C ₁₃ H ₁₀ N ₄ O ₅	587-90-6	302.242		312 dec				
1043	Bis(2,4-pentanedionato)cobalt	Cobalt(II) bis(acetylacetonate)	C ₁₀ H ₁₄ CoO ₄	14024-48-7	257.149	bl-viol cry	167				
1044	Bis(1-phenylethyl)amine		C ₁₆ H ₁₈ N	10024-74-5	225.329			296.5	1.018 ¹⁵	1.573	
1045	1,2-Bis(2,4,6-tribromophenoxy)ethane		C ₁₄ H ₈ Br ₆ O ₂	37853-59-1	687.637	nd (bz/EtOH)	222				
1046	<i>N,N'</i> -Bis(2,2,2-trichloro-1-hydroxyethyl)urea		C ₅ H ₆ Cl ₆ N ₂ O ₃	116-52-9	354.831		196				vs ace, EtOH
1047	1,4-Bis(trichloromethyl)-benzene		C ₈ H ₄ Cl ₆	68-36-0	312.836	cry (bz, eth)	109				s chl
1048	Bis(trichloromethyl) carbonate	Triphosgene	C ₃ Cl ₆ O ₃	32315-10-9	296.748	cry (eth, peth)	79	203	1.6290 ⁸⁰		
1049	Bis(tridecyl) thiodipropionate	Tridecyl thiodipropionate	C ₃₂ H ₆₂ O ₄ S	10595-72-9	542.897			265 ^{9,25}			vs EtOH
1050	3,5-Bis(trifluoromethyl)aniline		C ₈ H ₅ F ₆ N	328-74-5	229.123			85 ¹⁵	1.487 ²⁵	1.4335 ²⁰	
1051	1,3-Bis(trifluoromethyl)-benzene		C ₈ H ₄ F ₆	402-31-3	214.108			116	1.3790 ²⁵	1.3916 ²⁵	i H ₂ O
1052	1,4-Bis(trifluoromethyl)-benzene		C ₈ H ₄ F ₆	433-19-2	214.108	liq		115			
1053	Bis(trifluoromethyl) disulfide		C ₂ F ₆ S ₂	372-64-5	202.141			34.6			vs EtOH, peth
1054	1,2-Bis(trimethylsilyl)acetylene		C ₈ H ₁₈ Si ₂	14630-40-1	170.400		26	134	0.770 ²⁰	1.413 ²⁰	
1055	Bis(2,4,6-trinitrophenyl) sulfide	Dipicryl sulfide	C ₁₂ H ₄ N ₆ O ₁₂ S	2217-06-3	456.258	ye cry	230				
1056	Bis[2-(vinylxy)ethyl] ether	Diethylene glycol divinyl ether	C ₈ H ₁₄ O ₃	764-99-8	158.195			81 ¹⁰			
1057	Bithionol		C ₁₂ H ₆ Cl ₂ O ₂ S	97-18-7	356.052		188		1.73 ²⁵		vs ace
1058	2,2'-Bithiophene		C ₈ H ₆ S ₂	492-97-7	166.264		31.1(0.4)	260			i H ₂ O; vs EtOH; s eth, ctc, HOAc
1059	Bixin		C ₂₅ H ₃₀ O ₄	6983-79-5	394.504	viol pr (ace)	198				i H ₂ O; s EtOH, ace; sl eth, bz, HOAc
1060	Boldenone	Dehydrotestosterone	C ₁₉ H ₂₆ O ₂	846-48-0	286.408		165				
1061	Boldine		C ₁₉ H ₂₆ NO ₄	476-70-0	327.375	cry (eth)	163				vs EtOH, chl
1062	Bomyl		C ₉ H ₁₅ O ₈ P	122-10-1	282.184	ye oil		160 ¹⁷			sl H ₂ O; vs ace, EtOH, xyl
1063	Borane carbonyl	Borine carbonyl	CH ₃ BO	13205-44-2	41.845	col gas	-137	-64			dec H ₂ O
1064	Borneol, (±)-		C ₁₀ H ₁₈ O	6627-72-1	154.249	lf (lig)	206(7)	213(7)	1.011 ²⁰		i H ₂ O; vs EtOH, eth, bz
1065	<i>I</i> -Bornyl acetate		C ₁₂ H ₂₀ O ₂	5655-61-8	196.286		27	223.5	0.982 ²⁵	1.4626 ²⁰	sl H ₂ O; s EtOH, eth
1066	Bornylamine		C ₁₀ H ₁₉ N	32511-34-5	153.265		163				vs ace, bz, eth, EtOH
1067	Bornyl chloride	2-Chloro-1,7,7-trimethylbicyclo[2.2.1]heptane, <i>endo</i>	C ₁₀ H ₁₇ Cl	464-41-5	172.695	nd	128(6)	207.5			vs bz, eth, EtOH, peth
1068	Bornyl 3-methylbutanoate, (1 <i>R</i>)-	<i>d</i> -Bornyl isovalerate	C ₁₅ H ₂₆ O ₂	53022-14-3	238.366			257.5	0.955 ²⁵		vs eth, EtOH
1069	Boron trifluoride - dimethyl ether complex		C ₂ H ₆ BF ₃ O	353-42-4	113.874		-14	127 dec	1.2410 ²⁰	1.302 ²⁰	
1070	Boron trifluoride etherate	Trifluoroboron etherate	C ₄ H ₁₀ BF ₃ O	109-63-7	141.927	liq	-60.4	125.5	1.125 ²⁵	1.348 ²⁰	dec H ₂ O; vs eth, EtOH
1071	Brilliant Green		C ₂₇ H ₃₄ N ₂ O ₄ S	633-03-4	482.635	small gold cry					vs H ₂ O, EtOH
1072	Brilliant Yellow		C ₂₆ H ₂₀ N ₄ Na ₂ O ₈ S ₂	3051-11-4	626.569	ye cry (w)					s H ₂ O, EtOH; sl ace
1073	Brodifacoum		C ₃₁ H ₂₃ BrO ₃	56073-10-0	523.417	off-wh pow	230				i H ₂ O; sl EtOH, bz; s ace, chl
1074	Bromacil	5-Bromo-3- <i>sec</i> -butyl-6-methyluracil	C ₉ H ₁₃ BrN ₂ O ₂	314-40-9	261.115		157.8(0.5)		1.55 ²⁵		
1075	Bromadiolone		C ₃₀ H ₂₃ BrO ₄	28772-56-7	527.406	ye-wh pow	205				vs DMF; sl ace, chl, EtOH, eth; i hx
1076	Bromal hydrate		C ₂ H ₃ Br ₃ O ₂	507-42-6	298.756	mcl pr (w+1)	46.0(0.7)	dec	2.5661 ⁴⁰		vs eth, EtOH
1077	Bromdian	Tetrabromobisphenol A	C ₁₅ H ₁₂ Br ₄ O ₂	79-94-7	543.871		179				s EtOH, eth, bz, chl
1078	<i>N</i> -Bromoacetamide		C ₂ H ₄ BrNO	79-15-2	137.963	nd (chl-hx)	103.5				vs eth



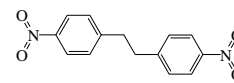
1038
Bis(2-nitrophenyl) disulfide



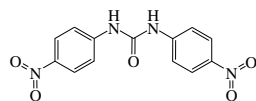
1039
Bis(3-nitrophenyl) disulfide



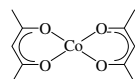
1040
Bis(4-nitrophenyl) disulfide



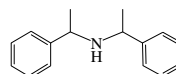
1041
1,2-Bis(4-nitrophenyl)ethane



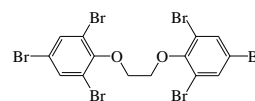
1042
N,N'-Bis(4-nitrophenyl)urea



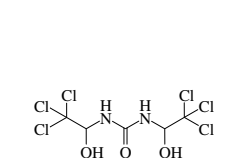
1043
Bis(2,4-pentanedionato)cobalt



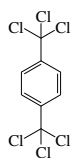
1044
Bis(1-phenylethyl)amine



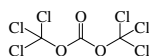
1045
1,2-Bis(2,4,6-tribromophenoxy)ethane



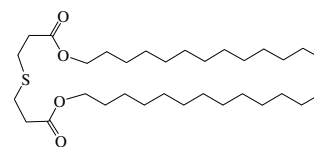
1046
N,N'-Bis(2,2,2-trichloro-1-hydroxyethyl)urea



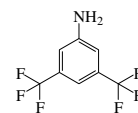
1047
1,4-Bis(trichloromethyl)benzene



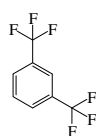
1048
Bis(trichloromethyl) carbonate



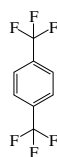
1049
Bis(tridecyl) thiodipropionate



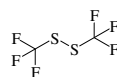
1050
3,5-Bis(trifluoromethyl)aniline



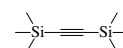
1051
1,3-Bis(trifluoromethyl)benzene



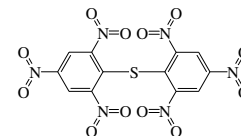
1052
1,4-Bis(trifluoromethyl)benzene



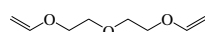
1053
Bis(trifluoromethyl) disulfide



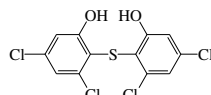
1054
1,2-Bis(trimethylsilyl)acetylene



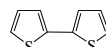
1055
Bis(2,4,6-trinitrophenyl) sulfide



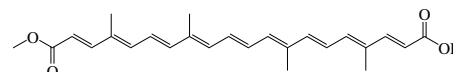
1056
Bis[2-(vinylxy)ethyl] ether



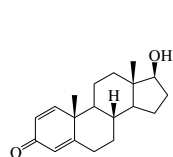
1057
Bithionol



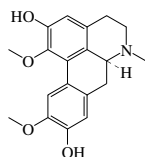
1058
2,2'-Bithiophene



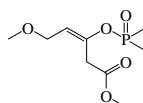
1059
Bixin



1060
Boldenone



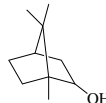
1061
Boldine



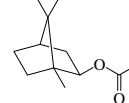
1062
Borneyl



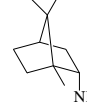
1063
Borane carbonyl



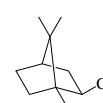
1064
Borneol, (±)-



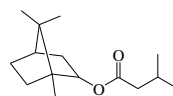
1065
(-)-Borneyl acetate



1066
Borneylamine



1067
Borneyl chloride



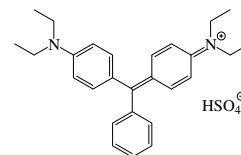
1068
Borneyl 3-methylbutanoate, (1*R*)-



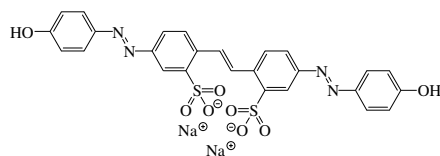
1069
Boron trifluoride - dimethyl ether complex



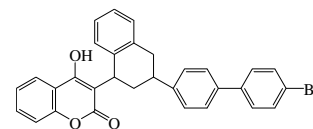
1070
Boron trifluoride etherate



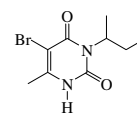
1071
Brilliant Green



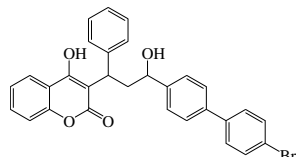
1072
Brilliant Yellow



1073
Brodifacoum



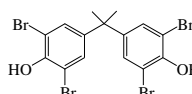
1074
Bromacil



1075
Bromadiolone



1076
Bromal hydrate

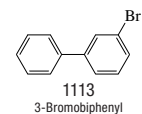
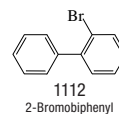
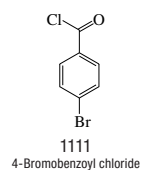
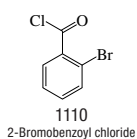
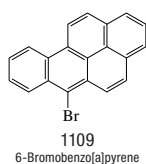
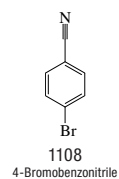
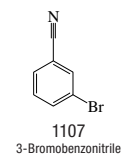
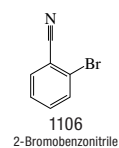
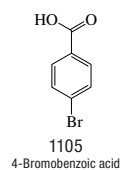
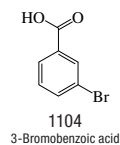
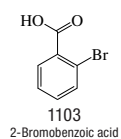
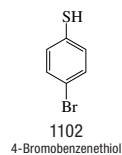
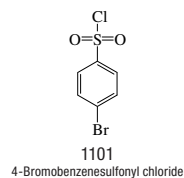
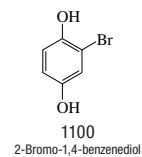
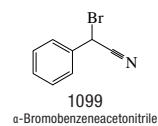
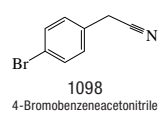
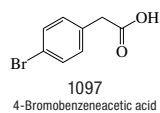
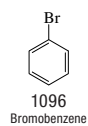
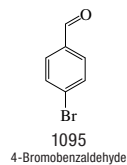
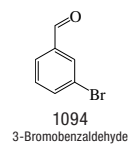
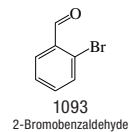
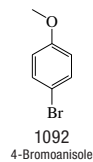
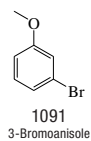
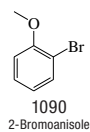
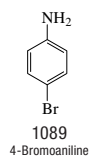
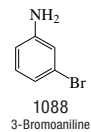
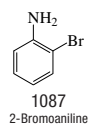
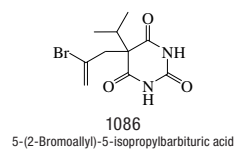
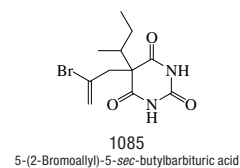
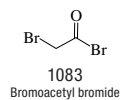
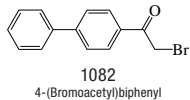
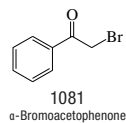
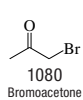
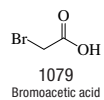


1077
Bromdian

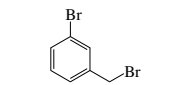
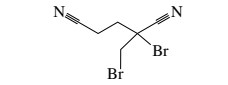

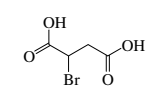
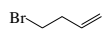
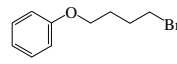
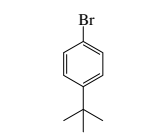


1078
N-Bromoacetamide


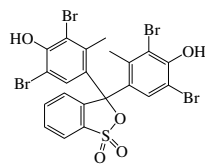
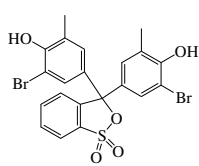
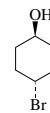
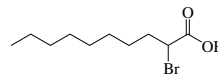
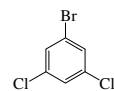
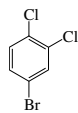
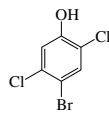
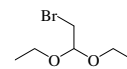
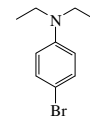
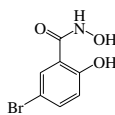
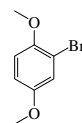
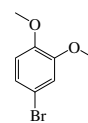
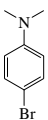
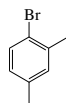
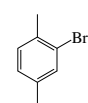
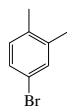
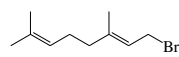
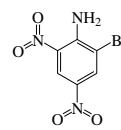
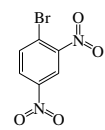
No.	Name	Synonym	Mol. Form.	CAS RN	Mol. Wt.	Physical Form	mp/°C	bp/°C	den g cm ⁻³	n _D	Solubility
1079	Bromoacetic acid		C ₂ H ₃ BrO ₂	79-08-3	138.948	hex or orth cry	50	208	1.9335 ⁵⁰	1.4804 ⁵⁰	msc H ₂ O, EtOH, eth; s ace, bz; sl chl
1080	Bromoacetone		C ₃ H ₅ BrO	598-31-2	136.975	liq	-36.5	138	1.634 ²³	1.4697 ¹⁵	sl H ₂ O; s EtOH, eth, ace
1081	α-Bromoacetophenone	ω-Bromoacetophenone	C ₈ H ₇ BrO	70-11-1	199.045	nd (al) orth pr (al) pl(peth)	51(1)	135 ¹⁸	1.647 ²⁰		i H ₂ O; s EtOH, peth; vs eth, bz, chl
1082	4-(Bromoacetyl)biphenyl	2-Bromo-4'-phenylacetophenone	C ₁₄ H ₁₁ BrO	135-73-9	275.140	nd (95% al)	127				
1083	Bromoacetyl bromide		C ₂ H ₂ Br ₂ O	598-21-0	201.844			148.5	2.312 ²²	1.5449 ²⁰	s ace, ctc
1084	Bromoacetylene		C ₂ HBr	593-61-3	104.933	col gas		4.7			vs eth
1085	5-(2-Bromoallyl)-5-sec-butylbarbituric acid	Butallylonal	C ₁₁ H ₁₅ BrN ₂ O ₃	1142-70-7	303.152		131.5				vs eth, EtOH
1086	5-(2-Bromoallyl)-5-isopropylbarbituric acid	Propallylonal	C ₁₀ H ₁₃ BrN ₂ O ₃	545-93-7	289.125	cry (dil HOAc, dil al)	181				sl H ₂ O, eth, bz; vs EtOH, ace, HOAc
1087	2-Bromoaniline		C ₆ H ₆ BrN	615-36-1	172.023		30.9(0.5)	229	1.578 ²⁰	1.6113 ²⁰	i H ₂ O; s EtOH, eth
1088	3-Bromoaniline		C ₆ H ₆ BrN	591-19-5	172.023		18.5	250(3)	1.5793 ²⁰	1.6260 ²⁰	sl H ₂ O; s EtOH, eth
1089	4-Bromoaniline		C ₆ H ₆ BrN	106-40-1	172.023	orth bipym nd (60% al)	78.2(0.5)	220(6)	1.4970 ¹⁰⁰		i H ₂ O; s EtOH, eth; sl chl
1090	2-Bromoanisole		C ₇ H ₇ BrO	578-57-4	187.034		1.3	216	1.5018 ²⁰	1.5727 ²⁰	i H ₂ O; vs EtOH, eth
1091	3-Bromoanisole		C ₇ H ₇ BrO	2398-37-0	187.034			211		1.5635 ²⁰	i H ₂ O; s EtOH, eth, bz, CS ₂
1092	4-Bromoanisole		C ₇ H ₇ BrO	104-92-7	187.034		13.5	215	1.4564 ²⁰	1.5642 ²⁰	sl H ₂ O; vs EtOH, eth, chl; s ctc
1093	2-Bromobenzaldehyde		C ₇ H ₅ BrO	6630-33-7	185.018		21.5	230		1.5925 ²⁰	i H ₂ O; vs EtOH, bz; sl ctc
1094	3-Bromobenzaldehyde		C ₇ H ₅ BrO	3132-99-8	185.018			234		1.5935 ²⁰	i H ₂ O; vs EtOH, eth; sl ctc
1095	4-Bromobenzaldehyde		C ₇ H ₅ BrO	1122-91-4	185.018	lf (dil al)	61.1(0.4)	67 ²			i H ₂ O; vs EtOH, bz; sl chl
1096	Bromobenzene	Phenyl bromide	C ₆ H ₅ Br	108-86-1	157.008	liq	-30.74(0.03)	155.9(0.2)	1.4950 ²⁰	1.5597 ²⁰	i H ₂ O; vs EtOH, eth, bz; s ctc
1097	4-Bromobenzenecetic acid		C ₈ H ₇ BrO ₂	1878-68-8	215.045	nd (w)	116	sub			sl H ₂ O; vs EtOH, eth, CS ₂
1098	4-Bromobenzenecetonitrile		C ₈ H ₆ BrN	16532-79-9	196.045	pa ye cry (al)	48.0				vs bz, EtOH
1099	α-Bromobenzenecetonitrile	α-Bromobenzyl cyanide	C ₈ H ₆ BrN	5798-79-8	196.045	ye cry (dil al)	29	255(9)	1.539 ²⁹		i H ₂ O; vs EtOH, eth, ace, bz, chl
1100	2-Bromo-1,4-benzenediol		C ₆ H ₅ BrO ₂	583-69-7	189.007	lf (lig), cry (chl)	111.5	sub			vs H ₂ O, EtOH, eth, bz; sl chl, lig; s HOAc
1101	4-Bromobenzenesulfonyl chloride	p-Brosyl chloride	C ₆ H ₄ BrClO ₂ S	98-58-8	255.517	tcl or mcl pl (eth)	76	153 ¹⁵			i H ₂ O; vs eth; s chl
1102	4-Bromobenzenethiol		C ₆ H ₅ BrS	106-53-6	189.073	lf (al)	73	230.5	1.5260 ⁸³		sl H ₂ O, EtOH; vs eth, ctc, chl
1103	2-Bromobenzoic acid		C ₇ H ₅ BrO ₂	88-65-3	201.018	mcl pr (w), nd	149.0(0.9)	295(18)	1.929 ²⁵		sl H ₂ O, DMSO; s EtOH, eth, ace, chl
1104	3-Bromobenzoic acid		C ₇ H ₅ BrO ₂	585-76-2	201.018	mcl nd (dil al)	156.7(0.5)	285(15)	1.845 ²⁰		i H ₂ O; s EtOH, eth
1105	4-Bromobenzoic acid		C ₇ H ₅ BrO ₂	586-76-5	201.018	nd (eth), lf (w), mcl pr	254(1)		1.894 ²⁰		sl H ₂ O, DMSO; s EtOH, eth
1106	2-Bromobenzonitrile		C ₇ H ₄ BrN	2042-37-7	182.018	nd (w)	55.5	252			s H ₂ O; vs EtOH; sl chl
1107	3-Bromobenzonitrile		C ₇ H ₄ BrN	6952-59-6	182.018		39.5	225			vs EtOH, eth; sl chl
1108	4-Bromobenzonitrile		C ₇ H ₄ BrN	623-00-7	182.018	nd (w, al)	114	236			s H ₂ O, EtOH, eth, chl
1109	6-Bromobenzo[a]pyrene		C ₂₀ H ₁₁ Br	21248-00-0	331.205	cry (ace/MeOH)	223				
1110	2-Bromobenzoyl chloride		C ₇ H ₅ BrClO	7154-66-7	219.463	nd	11	238(14)		1.5963 ²⁰	sl ctc
1111	4-Bromobenzoyl chloride		C ₇ H ₅ BrClO	586-75-4	219.463	nd (peth)	37(1)	245(11)			vs EtOH, eth, bz, lig
1112	2-Bromobiphenyl		C ₁₂ H ₉ Br	2052-07-5	233.103		0.8	297	1.2175 ²⁶	1.6248 ²⁵	vs eth, EtOH
1113	3-Bromobiphenyl		C ₁₂ H ₉ Br	2113-57-7	233.103			300		1.6411 ²⁰	i H ₂ O



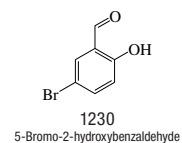
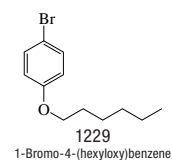
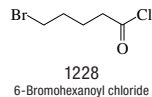
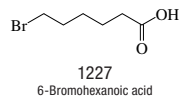
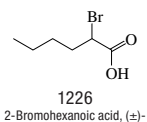
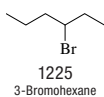
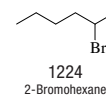
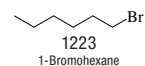
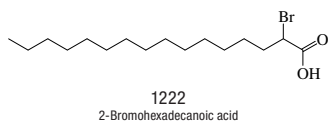
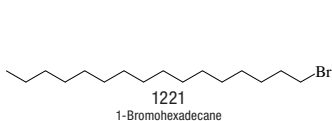
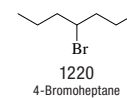
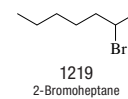
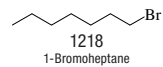
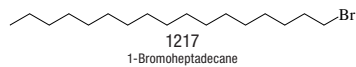
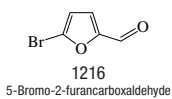
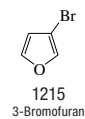
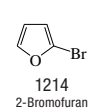
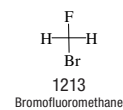
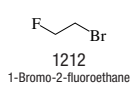
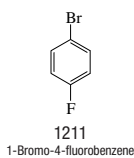
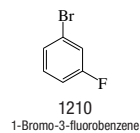
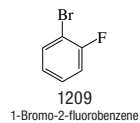
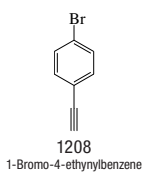
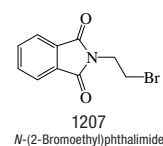
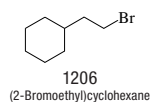
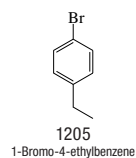
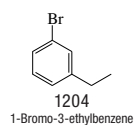
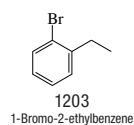
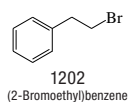
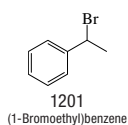
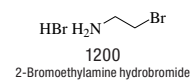
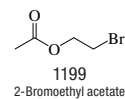
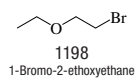
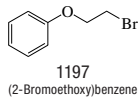
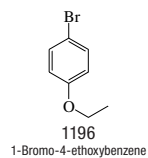
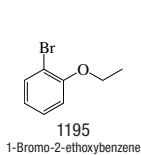
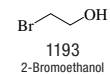
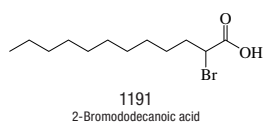
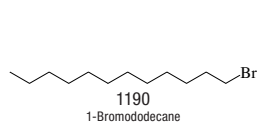
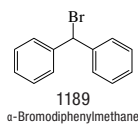
No.	Name	Synonym	Mol. Form.	CAS RN	Mol. Wt.	Physical Form	mp/°C	bp/°C	den g cm ⁻³	n _D	Solubility
1114	4-Bromobiphenyl		C ₁₂ H ₉ Br	92-66-0	233.103	pl (al)	87.0(0.2)	309(3)	0.9327 ²⁵		i H ₂ O; s EtOH, eth, bz, HOAc; sl chl
1115	1-Bromo-2-(bromomethyl)-benzene		C ₇ H ₆ Br ₂	3433-80-5	249.931	cry (al, lig)	31	129 ¹⁹			vs eth, EtOH, HOAc
1116	1-Bromo-3-(bromomethyl)-benzene		C ₇ H ₆ Br ₂	823-78-9	249.931	nd or lf	42	122 ¹²			s chl
1117	1-Bromo-4-(bromomethyl)-benzene	<i>p</i> -Bromobenzyl bromide	C ₇ H ₆ Br ₂	589-15-1	249.931	nd (al)	63				sl H ₂ O; s EtOH, bz, chl; vs eth, CS ₂
1118	2-Bromo-2-(bromomethyl)-pentanedinitrile	1,2-Dibromo-2,4-dicyanobutane	C ₆ H ₆ Br ₂ N ₂	35691-65-7	265.933		52				i H ₂ O; vs ace, bz, DMF
1119	2-Bromo-1-(4-bromophenyl)-ethanone	<i>p</i> -Bromophenacyl bromide	C ₈ H ₆ Br ₂ O	99-73-0	277.941	nd (al)	111				i H ₂ O; s EtOH, eth, chl
1120	2-Bromo-1,3-butadiene		C ₄ H ₅ Br	1822-86-2	132.987			42 ¹⁶⁵	1.397 ²⁰	1.4988 ²⁰	vs eth, EtOH
1121	1-Bromobutane	Butyl bromide	C ₄ H ₉ Br	109-65-9	137.018	liq	-112.5(0.3)	101.4(0.7)	1.2758 ²⁰	1.4401 ²⁰	i H ₂ O; msc EtOH, eth, ace; sl ctc; s chl
1122	2-Bromobutane, (±)-	(±)- <i>sec</i> -Butyl bromide	C ₄ H ₉ Br	5787-31-5	137.018	liq	-112.6(0.2)	91(4)	1.2585 ²⁰	1.4366 ²⁰	vs ace, eth, chl
1123	Bromobutanedioic acid, (±)-	Bromosuccinic acid	C ₄ H ₅ BrO ₄	584-98-5	196.985		161		2.073 ²⁵		s H ₂ O, EtOH; sl HOAc
1124	4-Bromobutanenitrile		C ₄ H ₆ BrN	5332-06-9	148.002			198(7)	1.4967 ²⁰	1.4818 ²⁰	s EtOH, eth, chl
1125	2-Bromobutanoic acid, (±)-	<i>DL</i> -α-Bromobutyric acid	C ₄ H ₇ BrO ₂	2385-70-8	167.002		-2.0	217 dec	1.5641 ²⁰		s H ₂ O, EtOH, eth
1126	4-Bromobutanoic acid		C ₄ H ₇ BrO ₂	2623-87-2	167.002		33	142 ²⁵			
1127	3-Bromo-2-butanone		C ₄ H ₇ BrO	814-75-5	151.002			36 ¹¹			
1128	<i>cis</i> -1-Bromo-1-butene		C ₄ H ₇ Br	31849-78-2	135.003			86(5)	1.3265 ¹⁵	1.4536 ²⁰	i H ₂ O; s eth, ace, bz, chl; sl ctc
1129	<i>trans</i> -1-Bromo-1-butene		C ₄ H ₇ Br	32620-08-9	135.003	liq	-100.3	95(3)	1.3209 ¹⁵	1.4527 ²⁰	i H ₂ O; s eth, ace, bz, chl; sl ctc
1130	2-Bromo-1-butene		C ₄ H ₇ Br	23074-36-4	135.003	liq	-133.4	81(3)	1.3209 ¹⁵	1.4527 ²⁰	i H ₂ O; s eth, ace, bz, chl; sl ctc
1131	4-Bromo-1-butene		C ₄ H ₇ Br	5162-44-7	135.003			98.5	1.3230 ²⁰	1.4622 ²⁰	sl H ₂ O; vs bz, eth, EtOH
1132	1-Bromo-2-butene		C ₄ H ₇ Br	4784-77-4	135.003			98(4)	1.3371 ²⁵	1.4822 ²⁰	i H ₂ O; s EtOH, eth, ctc; vs chl, bz
1133	<i>cis</i> -2-Bromo-2-butene		C ₄ H ₇ Br	3017-68-3	135.003	liq	-111.2(0.5)	89(3)	1.3416 ¹⁵	1.4631 ¹⁹	i H ₂ O; s EtOH, eth, ctc; vs chl, bz
1134	<i>trans</i> -2-Bromo-2-butene		C ₄ H ₇ Br	3017-71-8	135.003	liq	-115.4(0.5)	86(3)	1.3323 ¹⁵	1.4602 ¹⁶	i H ₂ O; s EtOH, eth, ctc; vs chl, bz
1135	(4-Bromobutoxy)benzene		C ₁₀ H ₁₃ BrO	1200-03-9	229.113	cry (al)	41	154 ¹⁸			sl EtOH, ctc
1136	1-Bromo-4- <i>tert</i> -butylbenzene		C ₁₀ H ₁₃ Br	3972-65-4	213.114		19	231(10)	1.2286 ²⁰	1.5436 ²⁰	i H ₂ O; s eth, bz, chl
1137	2-Bromo-3'-chloroacetophenone	3-Chlorophenacyl bromide	C ₈ H ₆ BrClO	41011-01-2	233.490	nd	40	397.5			vs EtOH
1138	1-Bromo-2-chlorobenzene		C ₆ H ₄ BrCl	694-80-4	191.453	liq	-12.6(0.3)	204	1.6387 ²⁵	1.5809 ²⁰	i H ₂ O; vs bz; sl ctc
1139	1-Bromo-3-chlorobenzene		C ₆ H ₄ BrCl	108-37-2	191.453	liq	-21.4(0.3)	196(6)	1.6302 ²⁰	1.5771 ²⁰	i H ₂ O; vs EtOH, eth
1140	1-Bromo-4-chlorobenzene		C ₆ H ₄ BrCl	106-39-8	191.453	nd or pl (al, eth)	64.78(0.05)	197(3)	1.576 ⁷¹	1.5531 ⁷⁰	i H ₂ O; sl EtOH; s eth, bz, ctc, chl
1141	1-Bromo-4-chlorobutane		C ₄ H ₈ BrCl	6940-78-9	171.464			161(11)	1.489 ²⁰	1.4885 ²⁰	i H ₂ O; s EtOH, eth, chl; sl ctc
1142	Bromochlorodifluoromethane	Halon 1211	CBrClF ₂	353-59-3	165.365	col gas	-159.5	-3.9(0.7)			
1143	3-Bromo-1-chloro-5,5-dimethylhydantoin		C ₈ H ₈ BrClN ₂ O ₂	126-06-7	241.471		162				
1144	1-Bromo-1-chloroethane		C ₂ H ₄ BrCl	593-96-4	143.410			101(12)	1.667 ¹⁰	1.4660 ²⁰	
1145	1-Bromo-2-chloroethane	2-Chloro-1-bromoethane	C ₂ H ₄ BrCl	107-04-0	143.410	liq	-16.7(0.3)	106(2)	1.7392 ²⁰	1.4908 ²⁰	sl H ₂ O; s EtOH, eth, chl
1146	Bromochlorofluoromethane		CHBrClF	593-98-6	147.374	liq	-115	39(15)	1.9771 ⁰	1.4144 ²⁵	i H ₂ O; s eth, ace, chl
1147	Bromochloromethane	Halon 1011	CH ₂ BrCl	74-97-5	129.384	liq	-87.9(0.2)	67.9(0.4)	1.9344 ²⁰	1.4838 ²⁰	i H ₂ O; s EtOH, eth, ace, bz
1148	1-Bromo-4-(chloromethyl)-benzene	<i>p</i> -Bromobenzyl chloride	C ₇ H ₆ BrCl	589-17-3	205.480	nd (al, peth)	42(4)	236			i H ₂ O; vs EtOH, eth; s peth
1149	2-Bromo-1-(4-chlorophenyl)-ethanone	4-Chlorophenacyl bromide	C ₈ H ₆ BrClO	536-38-9	233.490	nd	96.5				

 1114 4-Bromobiphenyl	 1115 1-Bromo-2-(bromomethyl)benzene	 1116 1-Bromo-3-(bromomethyl)benzene	 1117 1-Bromo-4-(bromomethyl)benzene	 1118 2-Bromo-2-(bromomethyl)pentanedinitrile			
 1119 2-Bromo-1-(4-bromophenyl)ethanone	 1120 2-Bromo-1,3-butadiene	 1121 1-Bromobutane	 1122 2-Bromobutane, (±)-	 1123 Bromobutanedioic acid, (±)-	 1124 4-Bromobutanenitrile		
 1125 2-Bromobutanoic acid, (±)-	 1126 4-Bromobutanoic acid	 1127 3-Bromo-2-butanone	 1128 <i>cis</i> -1-Bromo-1-butene	 1129 <i>trans</i> -1-Bromo-1-butene	 1130 2-Bromo-1-butene	 1131 4-Bromo-1-butene	 1132 1-Bromo-2-butene
 1133 <i>cis</i> -2-Bromo-2-butene	 1134 <i>trans</i> -2-Bromo-2-butene	 1135 (4-Bromobutoxy)benzene	 1136 1-Bromo-4- <i>tert</i> -butylbenzene	 1137 2-Bromo-3'-chloroacetophenone	 1138 1-Bromo-2-chlorobenzene		
 1139 1-Bromo-3-chlorobenzene	 1140 1-Bromo-4-chlorobenzene	 1141 1-Bromo-4-chlorobutane	 1142 Bromochlorodifluoromethane	 1143 3-Bromo-1-chloro-5,5-dimethylhydantoin	 1144 1-Bromo-1-chloroethane		
 1145 1-Bromo-2-chloroethane	 1146 Bromochlorofluoromethane	 1147 Bromochloromethane	 1148 1-Bromo-4-(chloromethyl)benzene	 1149 2-Bromo-1-(4-chlorophenyl)ethanone			

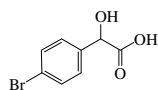
No.	Name	Synonym	Mol. Form.	CAS RN	Mol. Wt.	Physical Form	mp/°C	bp/°C	den g cm ⁻³	n _D	Solubility
1150	1-Bromo-2-chloropropane		C ₃ H ₆ BrCl	3017-96-7	157.437			118	1.531 ²⁰	1.4745 ²⁰	vs ace, bz, eth, EtOH
1151	1-Bromo-3-chloropropane		C ₃ H ₆ BrCl	109-70-6	157.437	liq	-58.8(0.2)	143(6)	1.5969 ²⁰	1.4864 ²⁰	i H ₂ O; vs EtOH, eth, chl
1152	2-Bromo-1-chloropropane		C ₃ H ₆ BrCl	3017-95-6	157.437			117	1.537 ²⁰	1.4795 ²⁰	i H ₂ O; vs EtOH, eth; s ace, bz
1153	2-Bromo-2-chloropropane		C ₃ H ₆ BrCl	2310-98-7	157.437			95	1.495 ²⁰	1.4575 ²⁰	vs ace, bz, eth, EtOH
1154	1-Bromo-2-chloro-1,1,2-trifluoroethane		C ₂ HBrClF ₃	354-06-3	197.381			52.4(0.2)	1.8574 ²⁵	1.3738 ²⁰	
1155	2-Bromo-2-chloro-1,1,1-trifluoroethane	Halothane	C ₂ HBrClF ₃	151-67-7	197.381			50(1)	1.8563 ²⁵	1.3697 ⁹	sl H ₂ O; s peth
1156	Bromocresol Green	Bromocresol Green	C ₂₁ H ₁₄ Br ₄ O ₅ S	76-60-8	698.014	wh or red (+7w) ye (HOAc)	218.5				sl H ₂ O; vs EtOH, eth, AcOEt; s bz
1157	Bromocresol Purple	Bromocresol Purple	C ₂₁ H ₁₆ Br ₂ O ₅ S	115-40-2	540.222		241.5				
1158	Bromocycloheptane	Cycloheptyl bromide	C ₇ H ₁₃ Br	2404-35-5	177.082			101 ⁴⁰	1.3080 ²⁰	1.4996 ²⁰	i H ₂ O; vs eth, chl
1159	Bromocyclohexane	Cyclohexyl bromide	C ₆ H ₁₁ Br	108-85-0	163.055	liq	-56.28(0.07)	165.9(0.8)	1.3359 ²⁰	1.4957 ²⁰	i H ₂ O; msc EtOH, eth, ace, bz, lig, ctc
1160	<i>trans</i> -4-Bromocyclohexanol		C ₆ H ₁₁ BrO	32388-22-0	179.054	pl (hx)	81.5				
1161	2-Bromocyclohexanone		C ₆ H ₉ BrO	822-85-5	177.038			114 ³²	1.340 ²⁵	1.5085 ²⁵	
1162	3-Bromocyclohexene		C ₆ H ₉ Br	1521-51-3	161.039			81 ⁴⁰	1.3890 ²⁰	1.5320 ²⁰	i H ₂ O; s eth, bz, chl
1163	Bromocyclopentane	Cyclopentyl bromide	C ₅ H ₉ Br	137-43-9	149.029			137.5	1.3873 ²⁰	1.4886 ²⁰	sl ctc
1164	1-Bromodecane	Decyl bromide	C ₁₀ H ₂₁ Br	112-29-8	221.178	liq	-29.3(0.5)	240.6	1.0702 ²⁰	1.4557 ²⁰	i H ₂ O; vs eth, chl; s ctc
1165	2-Bromodecanoic acid		C ₁₀ H ₁₈ BrO ₂	2623-95-2	251.161		2.0	140 ²	1.1912 ²⁴	1.4595 ²⁴	vs eth
1166	1-Bromo-3,5-dichlorobenzene		C ₆ H ₃ BrCl ₂	19752-55-7	225.898	pr (al)	83	232			i H ₂ O; s EtOH, eth, chl; vs bz
1167	4-Bromo-1,2-dichlorobenzene		C ₆ H ₃ BrCl ₂	18282-59-2	225.898	pr	25	237			i H ₂ O; sl EtOH; vs eth, bz, chl
1168	Bromodichlorofluoromethane	Halon 1121	CBrCl ₂ F	353-58-2	181.819	liq		52.8	1.95 ²²		
1169	Bromodichloromethane		CHBrCl ₂	75-27-4	163.829	liq	-56.0(0.4)	90(2)	1.980 ²⁰	1.4964 ²⁰	i H ₂ O; vs EtOH, eth, ace, bz; sl ctc
1170	4-Bromo-2,5-dichlorophenol		C ₆ H ₃ BrCl ₂ O	1940-42-7	241.897	nd	70.8(0.5)				
1171	2-Bromo-1,1-diethoxyethane		C ₆ H ₁₃ BrO ₂	2032-35-1	197.070			170	1.283 ²⁰	1.4387 ²⁰	s EtOH, eth
1172	4-Bromo- <i>N,N</i> -diethylaniline		C ₁₀ H ₁₄ BrN	2052-06-4	228.129	nd or pr	38	270			i H ₂ O; vs EtOH, eth
1173	Bromodifluoromethane		CHBrF ₂	1511-62-2	130.920		-145(4)	-15.6(0.5)	1.55 ¹⁶		s H ₂ O; vs EtOH
1174	3-Bromo-4,5-dihydro-2(3 <i>H</i>)-furanone	α -Bromo- γ -butyrolactone	C ₄ H ₅ BrO ₂	5061-21-2	164.986			130 ²⁰	1.8 ²⁰	1.5059 ²⁰	
1175	5-Bromo- <i>N</i> ,2-dihydroxybenzamide	5-Bromosalicylhydroxamic acid	C ₇ H ₆ BrNO ₃	5798-94-7	232.032	cry (al)	232 dec				
1176	2-Bromo-1,4-dimethoxybenzene		C ₈ H ₉ BrO ₂	25245-34-5	217.060	oil		262	1.445	1.5700 ²⁰	
1177	4-Bromo-1,2-dimethoxybenzene		C ₈ H ₉ BrO ₂	2859-78-1	217.060			254.5	1.702 ²⁵	1.5743 ²⁰	
1178	2-Bromo-1,1-dimethoxyethane		C ₄ H ₉ BrO ₂	7252-83-7	169.017			149	1.430 ²⁰	1.4450 ²⁰	s eth, ace, chl
1179	4-Bromo- <i>N,N</i> -dimethylaniline		C ₈ H ₁₀ BrN	586-77-6	200.076		55	264	1.3220 ¹⁰⁰		i H ₂ O; s EtOH; vs eth
1180	1-Bromo-2,4-dimethylbenzene		C ₈ H ₉ Br	583-70-0	185.061	liq	-17	204(8)	1.3419 ²⁰	1.5501 ²⁰	i H ₂ O; vs EtOH, eth, ace
1181	1-Bromo-3,5-dimethylbenzene		C ₈ H ₉ Br	556-96-7	185.061			203(8)	1.362 ²⁰	1.5462 ²²	vs eth; s ace, bz
1182	2-Bromo-1,3-dimethylbenzene		C ₈ H ₉ Br	576-22-7	185.061			204(6)		1.5552 ²⁰	vs eth; s ace, bz
1183	2-Bromo-1,4-dimethylbenzene		C ₈ H ₉ Br	553-94-6	185.061	lf or pl	9	207(6)	1.3582 ¹⁸	1.5514 ¹⁸	i H ₂ O; vs EtOH; s bz
1184	4-Bromo-1,2-dimethylbenzene		C ₈ H ₉ Br	583-71-1	185.061	liq	-0.2	215(7)	1.3708 ²⁰	1.5530 ²⁰	i H ₂ O; vs EtOH, eth
1185	<i>trans</i> -1-Bromo-3,7-dimethyl-2,6-octadiene	<i>trans</i> -Geranyl bromide	C ₁₀ H ₁₇ Br	6138-90-5	217.146			101 ¹²	1.0940 ²²	1.5027 ²⁰	
1186	1-Bromo-2,2-dimethylpropane		C ₅ H ₁₁ Br	630-17-1	151.045			108(11)	1.1997 ²⁰	1.4370 ²⁰	i H ₂ O; s EtOH, eth, ace, bz; vs chl
1187	2-Bromo-4,6-dinitroaniline		C ₆ H ₄ BrN ₂ O ₄	1817-73-8	262.018	ye nd (al or HOAc)	153.5	sub			vs EtOH, ace; s HOAc
1188	1-Bromo-2,4-dinitrobenzene		C ₆ H ₃ BrN ₂ O ₄	584-48-5	247.003	ye nd (al)	75				vs EtOH

1150
1-Bromo-2-chloropropane1151
1-Bromo-3-chloropropane1152
2-Bromo-1-chloropropane1153
2-Bromo-2-chloropropane1154
1-Bromo-2-chloro-1,1,2-trifluoroethane1155
2-Bromo-2-chloro-1,1,1-trifluoroethane1156
Bromocresol Green1157
Bromocresol Purple1158
Bromocycloheptane1159
Bromocyclohexane1160
trans-4-Bromocyclohexanol1161
2-Bromocyclohexanone1162
3-Bromocyclohexene1163
Bromocyclopentane1164
1-Bromodecane1165
2-Bromodecanoic acid1166
1-Bromo-3,5-dichlorobenzene1167
4-Bromo-1,2-dichlorobenzene1168
Bromodichlorofluoromethane1169
Bromodichloromethane1170
4-Bromo-2,5-dichlorophenol1171
2-Bromo-1,1-diethoxyethane1172
4-Bromo-*N,N*-diethylaniline1173
Bromodifluoromethane1174
3-Bromo-4,5-dihydro-2(3*H*)-furanone1175
5-Bromo-*N*,2-dihydroxybenzamide1176
2-Bromo-1,4-dimethoxybenzene1177
4-Bromo-1,2-dimethoxybenzene1178
2-Bromo-1,1-diethoxyethane1179
4-Bromo-*N,N*-dimethylaniline1180
1-Bromo-2,4-dimethylbenzene1181
1-Bromo-3,5-dimethylbenzene1182
2-Bromo-1,3-dimethylbenzene1183
2-Bromo-1,4-dimethylbenzene1184
4-Bromo-1,2-dimethylbenzene1185
trans-1-Bromo-3,7-dimethyl-2,6-octadiene1186
1-Bromo-2,2-dimethylpropane1187
2-Bromo-4,6-dinitroaniline1188
1-Bromo-2,4-dinitrobenzene

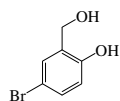
No.	Name	Synonym	Mol. Form.	CAS RN	Mol. Wt.	Physical Form	mp/°C	bp/°C	den g cm ⁻³	n _D	Solubility
1189	α-Bromodiphenylmethane		C ₁₃ H ₁₁ Br	776-74-9	247.130		45	184 ²⁰			s EtOH, chl; vs bz
1190	1-Bromododecane	Lauryl bromide	C ₁₂ H ₂₅ Br	143-15-7	249.231	liq	-9.6(0.4)	275(20)	1.0399 ²⁰	1.4583 ²⁰	i H ₂ O; s EtOH, eth, ctc; msc ace
1191	2-Bromododecanoic acid		C ₁₂ H ₂₃ BrO ₂	111-56-8	279.214	pl	32	158 ²	1.1474 ⁷⁴	1.4585 ²⁴	vs bz, eth, EtOH, lig
1192	Bromoethane	Ethyl bromide	C ₂ H ₅ Br	74-96-4	108.965	liq	-118.4(1)	38.2(0.6)	1.4604 ²⁰	1.4239 ²⁰	sl H ₂ O; msc EtOH, eth, chl
1193	2-Bromoethanol	Ethylene bromohydrin	C ₂ H ₅ BrO	540-51-2	124.964			142(4)	1.7629 ²⁰	1.4915 ²⁰	msc H ₂ O, EtOH, eth; sl lig
1194	Bromoethene	Vinyl bromide	C ₂ H ₃ Br	593-60-2	106.949	vol liq or gas	-139.5(0.2)	16(16)	1.4933 ²⁰	1.4380 ²⁰	i H ₂ O; s EtOH, eth, ace, bz, chl
1195	1-Bromo-2-ethoxybenzene		C ₈ H ₉ BrO	583-19-7	201.060			223	1.4223 ²⁰		vs eth, EtOH
1196	1-Bromo-4-ethoxybenzene		C ₈ H ₉ BrO	588-96-5	201.060		2.0	231	1.4071 ²⁵	1.5517 ²⁰	i H ₂ O; vs EtOH, eth; s chl
1197	(2-Bromoethoxy)benzene		C ₈ H ₉ BrO	589-10-6	201.060		39	240 dec	1.3555 ²⁰		i H ₂ O; vs EtOH, eth
1198	1-Bromo-2-ethoxyethane	2-Bromoethyl ethyl ether	C ₄ H ₉ BrO	592-55-2	153.017			127(4)	1.3852 ⁰	1.4447 ²⁰	sl H ₂ O; msc EtOH, eth
1199	2-Bromoethyl acetate		C ₄ H ₇ BrO ₂	927-68-4	167.002	liq	-13.8	159(5)	1.514 ²⁰	1.457 ²³	vs H ₂ O, chl; msc EtOH, eth
1200	2-Bromoethylamine hydrobromide	2-Bromoethanamine hydrobromide	C ₂ H ₇ Br ₂ N	2576-47-8	204.892		174.0				
1201	(1-Bromoethyl)benzene		C ₈ H ₉ Br	585-71-7	185.061			201(8)	1.3535 ²⁵	1.5543 ²⁵	
1202	(2-Bromoethyl)benzene		C ₈ H ₉ Br	103-63-9	185.061	liq	-55.9(0.2)	216(4)	1.3643 ²⁰	1.5372 ²⁰	i H ₂ O; s eth, bz; sl ctc
1203	1-Bromo-2-ethylbenzene		C ₈ H ₉ Br	1973-22-4	185.061	liq	-67.5(0.2)	202(4)	1.3548 ²⁰	1.5472 ²⁰	vs ace, bz, eth, EtOH
1204	1-Bromo-3-ethylbenzene		C ₈ H ₉ Br	2725-82-8	185.061			203(11)	1.3493 ²⁰	1.5465 ²⁰	
1205	1-Bromo-4-ethylbenzene		C ₈ H ₉ Br	1585-07-5	185.061	liq	-43.4(0.2)	204(4)	1.3423 ²⁰	1.5445 ²⁰	vs ace, bz, eth, EtOH
1206	(2-Bromoethyl)cyclohexane		C ₈ H ₁₅ Br	1647-26-3	191.109	liq	-57	212(3)	1.2357 ²⁰	1.4899 ²⁰	
1207	<i>N</i> -(2-Bromoethyl)phthalimide		C ₁₀ H ₉ BrNO ₂	574-98-1	254.081	nd (w)	81.5(0.5)				vs eth; sl chl
1208	1-Bromo-4-ethynylbenzene		C ₈ H ₇ Br	766-96-1	181.030		64.5	89 ¹⁶			s chl
1209	1-Bromo-2-fluorobenzene		C ₆ H ₄ BrF	1072-85-1	174.998			154	1.0738 ²¹	1.5337 ²⁰	
1210	1-Bromo-3-fluorobenzene		C ₆ H ₄ BrF	1073-06-9	174.998			150	1.7081 ²⁰	1.5257 ²⁰	s ctc
1211	1-Bromo-4-fluorobenzene		C ₆ H ₄ BrF	460-00-4	174.998	liq	-17.4	150(2)	1.593 ¹⁵	1.5310 ¹⁵	i H ₂ O; s EtOH, eth, chl
1212	1-Bromo-2-fluoroethane		C ₂ H ₄ BrF	762-49-2	126.955			58(12)	1.7044 ²⁵	1.4236 ²⁰	vs eth, EtOH
1213	Bromofluoromethane		CH ₂ BrF	373-52-4	112.929	vol liq or gas		23(12)			s EtOH; vs chl
1214	2-Bromofuran		C ₄ H ₅ BrO	584-12-3	146.970			103(6)	1.6500 ²⁰	1.4980 ²⁰	sl H ₂ O; s EtOH, eth, ace, bz
1215	3-Bromofuran		C ₄ H ₅ BrO	22037-28-1	146.970			106(6)	1.6606 ²⁰	1.4958 ²⁰	vs ace, bz, eth, EtOH
1216	5-Bromo-2-furancarboxaldehyde		C ₅ H ₅ BrO ₂	1899-24-7	174.981	cry (50% al)	83.5	201			vs eth, EtOH
1217	1-Bromoheptadecane		C ₁₇ H ₃₅ Br	3508-00-7	319.364		28.4(0.4)	345(13)	0.9916 ²⁰	1.4625 ²⁰	i H ₂ O; vs chl
1218	1-Bromoheptane	Heptyl bromide	C ₇ H ₁₅ Br	629-04-9	179.098	liq	-56.1(0.3)	179(5)	1.1400 ²⁰	1.4502 ²⁰	i H ₂ O; vs EtOH, eth; sl ctc; s chl
1219	2-Bromoheptane	2-Heptyl bromide	C ₇ H ₁₅ Br	1974-04-5	179.098		47	166(6)	1.1277 ²⁰	1.4503 ²⁰	i H ₂ O; vs bz; s ctc, chl
1220	4-Bromoheptane	4-Heptyl bromide	C ₇ H ₁₅ Br	998-93-6	179.098			163(9)	1.1351 ²⁰	1.4495 ²⁰	i H ₂ O; s bz, ctc, chl
1221	1-Bromohexadecane		C ₁₆ H ₃₃ Br	112-82-3	305.337		17.5(0.4)	336	0.9991 ²⁰	1.4618 ²⁵	i H ₂ O; s eth
1222	2-Bromohexadecanoic acid		C ₁₆ H ₃₁ BrO ₂	18263-25-7	335.320		52.8				
1223	1-Bromohexane	Hexyl bromide	C ₆ H ₁₃ Br	111-25-1	165.071	liq	-84.9(0.4)	156(4)	1.1744 ²⁰	1.4478 ²⁰	i H ₂ O; msc EtOH, eth; s ace; vs chl
1224	2-Bromohexane		C ₆ H ₁₃ Br	3377-86-4	165.071			139(9)	1.1658 ²⁰	1.4832 ²⁵	i H ₂ O; vs EtOH; s eth, ace; sl ctc
1225	3-Bromohexane		C ₆ H ₁₃ Br	3377-87-5	165.071			143(4)	1.1799 ²⁰	1.4472 ²⁰	vs ace, eth, EtOH, chl
1226	2-Bromohexanoic acid, (±)-		C ₆ H ₁₁ BrO ₂	2681-83-6	195.054		2.0	242(11)	1.2810 ³³		s EtOH, eth
1227	6-Bromohexanoic acid		C ₆ H ₁₁ BrO ₂	4224-70-8	195.054	cry (peth)	35	167 ²⁰			vs peth
1228	6-Bromohexanoyl chloride		C ₆ H ₁₁ BrClO	22809-37-6	213.499			101 ⁶			
1229	1-Bromo-4-(hexyloxy)benzene		C ₁₂ H ₁₇ BrO	30752-19-3	257.166			156 ¹³	1.2306 ²⁰	1.5262 ²⁰	
1230	5-Bromo-2-hydroxybenzaldehyde		C ₇ H ₅ BrO ₂	1761-61-1	201.018	nd (al), lf (eth)	105.5				i H ₂ O; s EtOH, eth; sl chl



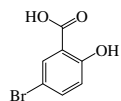
No.	Name	Synonym	Mol. Form.	CAS RN	Mol. Wt.	Physical Form	mp/°C	bp/°C	den g cm ⁻³	n _D	Solubility
1231	4-Bromo- α -hydroxybenzeneacetic acid, (\pm)-	<i>p</i> -Bromomandelic acid	C ₈ H ₇ BrO ₃	7021-04-7	231.044		119				vs H ₂ O, EtOH, eth, bz, chl
1232	5-Bromo-2-hydroxybenzene-methanol	Bromosaligenin	C ₇ H ₇ BrO ₂	2316-64-5	203.034	lf (bz)	113				vs bz, eth, EtOH, chl
1233	5-Bromo-2-hydroxybenzoic acid		C ₇ H ₅ BrO ₃	89-55-4	217.017	nd (w, dil al)	169.8	100 sub			sl H ₂ O, ace; vs EtOH, eth
1234	3-Bromo-4-hydroxy-5-methoxybenzaldehyde		C ₈ H ₇ BrO ₃	2973-76-4	231.044	pl (HOAc), nd, pl (al)	167.0				i H ₂ O; s EtOH, DMSO; sl eth, bz
1235	1-Bromo-2-iodobenzene		C ₆ H ₄ BrI	583-55-1	282.904		2.1(0.5)	257	2.2570 ²⁵	1.6618 ²⁵	i H ₂ O; sl EtOH, HOAc; s ace
1236	1-Bromo-3-iodobenzene		C ₆ H ₄ BrI	591-18-4	282.904	liq	-9.3(0.6)	252			i H ₂ O; sl EtOH, HOAc
1237	1-Bromo-4-iodobenzene		C ₆ H ₄ BrI	589-87-7	282.904	pr or pl (eth-al)	90.37(0.05)	252			i H ₂ O; sl EtOH, chl; s eth
1238	Bromiodomethane		CH ₂ BrI	557-68-6	220.835			136(14)	2.926 ¹⁷	1.6410 ²⁰	vs chl
1239	1-Bromo-4-isocyanatobenzene	<i>p</i> -Bromophenyl isocyanate	C ₇ H ₄ BrNO	2493-02-9	198.017	nd		226			vs eth
1240	1-Bromo-4-isopropylbenzene		C ₉ H ₁₁ Br	586-61-8	199.087	liq	-22.4(0.2)	219(3)	1.3145 ²⁰	1.5569 ²⁰	i H ₂ O; s eth, bz, chl; sl ctc
1241	4-Bromoisquinoline		C ₈ H ₆ BrN	1532-97-4	208.055	cry (peth)	41.5	282.5			vs eth
1242	Bromomethane	Methyl bromide	CH ₃ Br	74-83-9	94.939	col gas	-93.7(0.4)	3.4(0.1)	1.6755 ²⁰	1.4218 ²⁰	sl H ₂ O; msc EtOH, eth, chl, CS ₂
1243	1-Bromo-2-methoxyethane		C ₃ H ₇ BrO	6482-24-2	138.991			112(4)	1.4623 ²⁰	1.44753 ²⁰	
1244	Bromomethoxymethane		C ₂ H ₅ BrO	13057-17-5	124.964			87	1.5976 ²⁰	1.4562 ²⁰	
1245	2-Bromo-4-methylaniline		C ₇ H ₈ BrN	583-68-6	186.050	lf	26	240	1.510 ²⁰	1.5999 ²⁰	i H ₂ O; s EtOH, eth
1246	4-Bromo-2-methylaniline		C ₇ H ₈ BrN	583-75-5	186.050	cry (al)	59.5	240			sl H ₂ O, chl; s EtOH; vs eth, HOAc
1247	(Bromomethyl)benzene	Benzyl bromide	C ₇ H ₇ Br	100-39-0	171.035	liq	-1.5	191(4)	1.4380 ²⁵	1.5752 ²⁰	i H ₂ O; msc EtOH, eth; s ctc
1248	4-(Bromomethyl)benzoic acid		C ₈ H ₇ BrO ₂	6232-88-8	215.045		226.3				
1249	3-(Bromomethyl)benzonitrile		C ₈ H ₆ BrN	28188-41-2	196.045		96.5	130 ⁴			
1250	4-(Bromomethyl)benzonitrile		C ₈ H ₆ BrN	17201-43-3	196.045		114				
1251	1-Bromo-2-methylbutane, <i>DL</i>		C ₅ H ₁₁ Br	5973-11-5	151.045			119	1.2205 ²⁰	1.4452 ²⁰	i H ₂ O; s EtOH, eth; vs chl
1252	1-Bromo-3-methylbutane	Isopentyl bromide	C ₅ H ₁₁ Br	107-82-4	151.045	liq	-112	121(1)	1.2071 ²⁰	1.4420 ²⁰	i H ₂ O; s EtOH, eth; sl ctc; vs chl
1253	2-Bromo-2-methylbutane	<i>tert</i> -Pentyl bromide	C ₅ H ₁₁ Br	507-36-8	151.045			105(8)	1.197 ¹⁸	1.4421	
1254	3-Bromo-3-methylbutanoic acid	β -Bromoisovaleric acid	C ₅ H ₉ BrO ₂	5798-88-9	181.028	nd (lig)	74				vs bz, eth, EtOH
1255	1-Bromo-3-methyl-2-butene		C ₅ H ₉ Br	870-63-3	149.029			121(18)	1.2930 ¹⁵	1.4930 ¹⁵	vs ace, bz, eth, EtOH
1256	1-(Bromomethyl)-2-chlorobenzene		C ₇ H ₆ BrCl	611-17-6	205.480			109 ¹⁰			
1257	(Bromomethyl)chlorodimethylsilane		C ₃ H ₈ BrClSi	16532-02-8	187.539			131	1.375 ²⁵	1.4630 ²⁵	
1258	1-Bromo-3-methylcyclohexane	3-Methylcyclohexyl bromide	C ₇ H ₁₃ Br	13905-48-1	177.082			181	1.2676 ¹⁵	1.4979 ²⁰	i H ₂ O; vs eth; s bz
1259	(Bromomethyl)cyclohexane		C ₇ H ₁₃ Br	2550-36-9	177.082			76 ²⁵	1.283 ²⁰	1.4907 ²⁰	vs bz, eth, chl
1260	1-(Bromomethyl)-3-fluorobenzene		C ₇ H ₆ BrF	456-41-7	189.025			88 ²⁰		1.5474 ²⁰	
1261	3-(Bromomethyl)heptane		C ₈ H ₁₇ Br	18908-66-2	193.125			67 ¹⁰			
1262	1-(Bromomethyl)-2-methylbenzene		C ₈ H ₉ Br	89-92-9	185.061	pr	21	217	1.3811 ²³	1.5730 ²⁰	i H ₂ O; s EtOH, eth, ace, bz
1263	1-(Bromomethyl)-3-methylbenzene		C ₈ H ₉ Br	620-13-3	185.061			212.5	1.3711 ²³	1.5660 ²⁰	i H ₂ O; vs EtOH, eth
1264	1-(Bromomethyl)-4-methylbenzene		C ₈ H ₉ Br	104-81-4	185.061	nd (al)	34(2)	220	1.324 ²⁵		i H ₂ O; s EtOH; vs eth, chl
1265	1-(Bromomethyl)naphthalene		C ₁₁ H ₉ Br	3163-27-7	221.093	cry (peth, al)	56(2)	183 ¹⁸			vs ace, bz, eth, EtOH
1266	2-(Bromomethyl)naphthalene		C ₁₁ H ₉ Br	939-26-4	221.093	lf (al)	56	213 ¹⁰⁰			s EtOH, eth, chl, HOAc
1267	1-(Bromomethyl)-3-nitrobenzene		C ₇ H ₆ BrNO ₂	3958-57-4	216.033	nd or pl (al)	59.3	162 ¹³			i H ₂ O; s EtOH
1268	1-(Bromomethyl)-4-nitrobenzene		C ₇ H ₆ BrNO ₂	100-11-8	216.033	nd (al)	99(2)				sl H ₂ O, chl; vs EtOH, eth; s HOAc



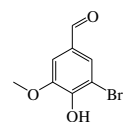
1231
4-Bromo- α -hydroxybenzeneacetic acid, (\pm)-



1232
5-Bromo-2-hydroxybenzenemethanol



1233
5-Bromo-2-hydroxybenzoic acid



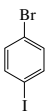
1234
3-Bromo-4-hydroxy-5-methoxybenzaldehyde



1235
1-Bromo-2-iodobenzene



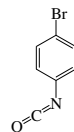
1236
1-Bromo-3-iodobenzene



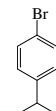
1237
1-Bromo-4-iodobenzene



1238
Bromiodomethane



1239
1-Bromo-4-isocyanatobenzene



1240
1-Bromo-4-isopropylbenzene



1241
4-Bromoisoquinoline



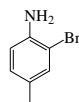
1242
Bromomethane



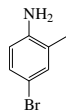
1243
1-Bromo-2-methoxyethane



1244
Bromomethoxymethane



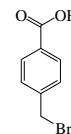
1245
2-Bromo-4-methylaniline



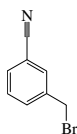
1246
4-Bromo-2-methylaniline



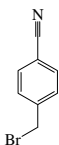
1247
(Bromomethyl)benzene



1248
4-(Bromomethyl)benzoic acid



1249
3-(Bromomethyl)benzonitrile



1250
4-(Bromomethyl)benzonitrile



1251
1-Bromo-2-methylbutane, *DL*



1252
1-Bromo-3-methylbutane



1253
2-Bromo-2-methylbutane



1254
3-Bromo-3-methylbutanoic acid



1255
1-Bromo-3-methyl-2-butene



1256
1-(Bromomethyl)-2-chlorobenzene



1257
(Bromomethyl)chlorodimethylsilane



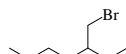
1258
1-Bromo-3-methylcyclohexane



1259
(Bromomethyl)cyclohexane



1260
1-(Bromomethyl)-3-fluorobenzene



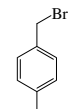
1261
3-(Bromomethyl)heptane



1262
1-(Bromomethyl)-2-methylbenzene



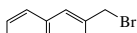
1263
1-(Bromomethyl)-3-methylbenzene



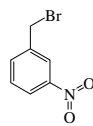
1264
1-(Bromomethyl)-4-methylbenzene



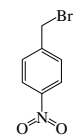
1265
1-(Bromomethyl)naphthalene



1266
2-(Bromomethyl)naphthalene

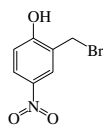
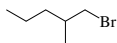
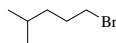
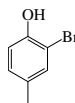
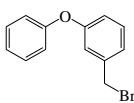
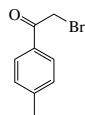
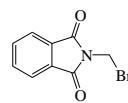
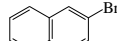
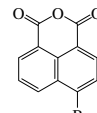
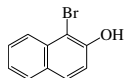
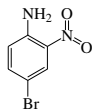
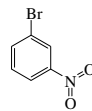
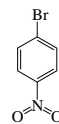
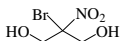


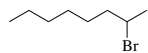
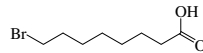

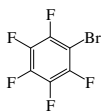
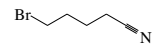


1267
1-(Bromomethyl)-3-nitrobenzene

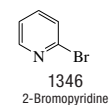
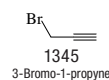
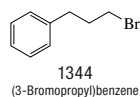
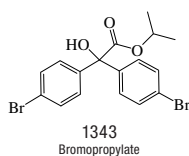
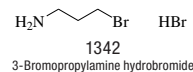
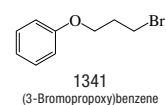
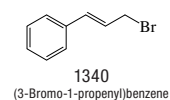
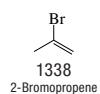
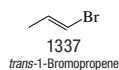
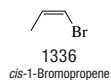
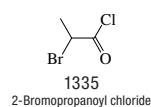
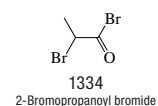
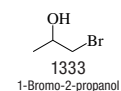
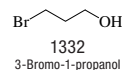
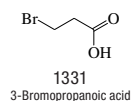
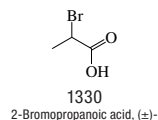
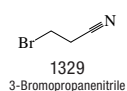
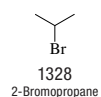
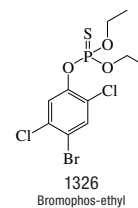
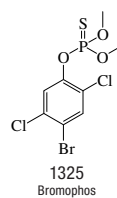
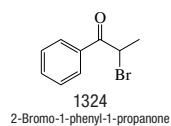
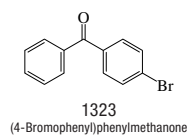
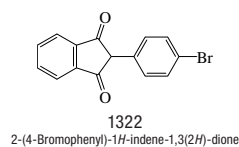
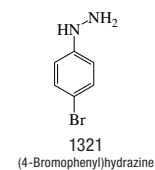
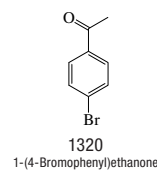
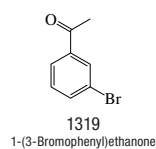
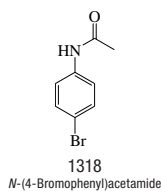
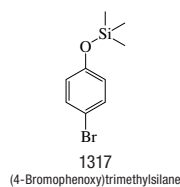
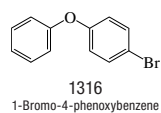
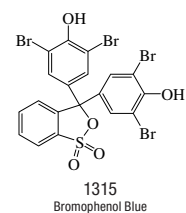
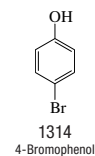
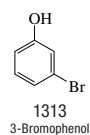
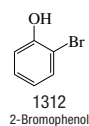
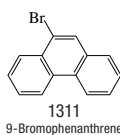
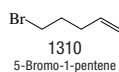
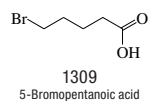


1268
1-(Bromomethyl)-4-nitrobenzene



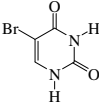
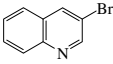
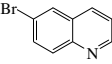



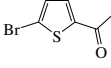


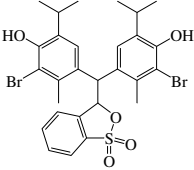










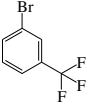
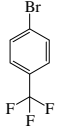


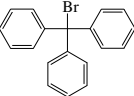

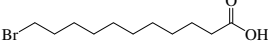


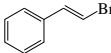


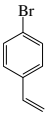
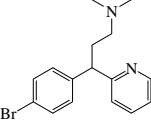
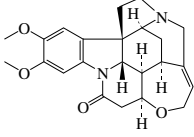
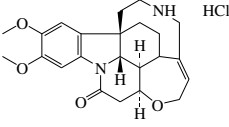
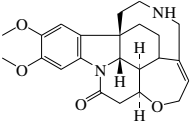
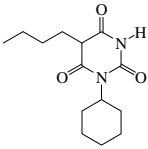
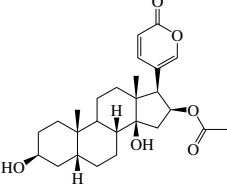
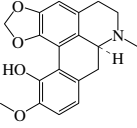
No.	Name	Synonym	Mol. Form.	CAS RN	Mol. Wt.	Physical Form	mp/°C	bp/°C	den g cm ⁻³	n _D	Solubility
1269	2-(Bromomethyl)-4-nitrophenol		C ₇ H ₆ BrNO ₃	772-33-8	232.032		148				
1270	(Bromomethyl)oxirane, (±)-		C ₃ H ₅ BrO	82584-73-4	136.975	liq	-40	138(3)	1.615 ¹⁴	1.4841 ²⁰	i H ₂ O; s EtOH, eth, bz, chl
1271	1-Bromo-2-methylpentane	2-Methylpentyl bromide	C ₆ H ₁₃ Br	25346-33-2	165.071			139(8)	1.1624 ²⁰	1.4495 ²⁰	vs eth, chl
1272	1-Bromo-4-methylpentane		C ₆ H ₁₃ Br	626-88-0	165.071			145	1.1683 ²⁰	1.4490	vs eth, chl
1273	2-Bromo-2-methylpentane		C ₆ H ₁₃ Br	4283-80-1	165.071			142.5		1.442 ²³	vs eth, chl
1274	3-Bromo-3-methylpentane		C ₆ H ₁₃ Br	25346-31-0	165.071			130	1.1835 ²⁰	1.4525 ²⁰	vs eth, chl
1275	2-Bromo-4-methylphenol		C ₇ H ₇ BrO	6627-55-0	187.034	nd (peth)	55.3(0.5)	213.5	1.5422 ²⁵	1.5772 ²⁰	sl H ₂ O; s EtOH, bz, chl
1276	1-(Bromomethyl)-3-phenoxybenzene	3-Phenoxybenzyl bromide	C ₁₃ H ₁₁ BrO	51632-16-7	263.129	oil					
1277	2-Bromo-1-(4-methylphenyl)ethanone		C ₉ H ₉ BrO	619-41-0	213.070	nd or lf (al)	51	157 ¹⁴			vs eth, EtOH
1278	N-(Bromomethyl)phthalimide	2-(Bromomethyl)-1 <i>H</i> -isoindole-1,3(2 <i>H</i>)-dione	C ₉ H ₆ BrNO ₂	5332-26-3	240.054	pr (chl, bz)	151.5				s ace; sl bz, chl; vs AcOEt
1279	1-Bromo-2-methylpropane	Isobutyl bromide	C ₄ H ₉ Br	78-77-3	137.018	liq	-117.8(0.7)	91.3(0.5)	1.272 ¹⁵	1.4348 ²⁰	i H ₂ O; vs EtOH, eth, ace, chl, bz; s ctc
1280	2-Bromo-2-methylpropane	tert-Butyl bromide	C ₄ H ₉ Br	507-19-7	137.018	liq	-16.8(0.9)	73.3	1.4278 ²⁰	1.4278 ²⁰	i H ₂ O; sl ctc
1281	2-Bromo-2-methylpropanoic acid	α-Bromoisobutyric acid	C ₄ H ₇ BrO ₂	2052-01-9	167.002	cry (peth)	48.5	199	1.4969 ⁶⁰		
1282	2-Bromo-2-methylpropanoyl bromide		C ₄ H ₆ Br ₂ O	20769-85-1	229.898			163	1.4067 ¹⁴		vs ace, CS ₂
1283	1-Bromo-2-methylpropene		C ₄ H ₇ Br	3017-69-4	135.003			91(7)	1.336 ²⁰		
1284	3-Bromo-2-methylpropene		C ₄ H ₇ Br	1458-98-6	135.003			92(18)	1.313 ²⁰		
1285	2-(Bromomethyl)-tetrahydrofuran		C ₅ H ₉ BrO	1192-30-9	165.028			170	1.4679 ²⁰	1.4850 ²⁰	s EtOH, eth
1286	(Bromomethyl)trimethylsilane		C ₄ H ₁₁ BrSi	18243-41-9	167.120			116.5	1.170 ²⁵	1.4460 ²⁰	
1287	1-Bromonaphthalene	1-Naphthyl bromide	C ₁₀ H ₇ Br	90-11-9	207.067	oily liq	6.1(0.1)	280(2)	1.4785 ²⁰	1.658 ²⁰	s H ₂ O, ace; msc EtOH, eth, bz; sl ctc
1288	2-Bromonaphthalene		C ₁₀ H ₇ Br	580-13-2	207.067	pl or orth lf (al)	58(2)	281(9)	1.605 ²⁵	1.6382 ²⁰	i H ₂ O; s EtOH, eth, bz, CS ₂ ; sl ctc
1289	4-Bromo-1,8-naphthalenedicarboxylic anhydride		C ₁₂ H ₆ BrO ₃	81-86-7	277.070		222				
1290	1-Bromo-2-naphthol	1-Bromo-β-naphthol	C ₁₀ H ₇ BrO	573-97-7	223.066	orth pr (bz-liq) nd (HOAc)	84	130			i H ₂ O; s EtOH, eth, bz; sl chl; vs HOAc
1291	4-Bromo-2-nitroaniline		C ₆ H ₅ BrN ₂ O ₂	875-51-4	217.020	oran-ye nd (w)	111.5	sub			vs EtOH
1292	1-Bromo-2-nitrobenzene		C ₆ H ₄ BrNO ₂	577-19-5	202.006	pa ye (al)	38.5(0.2)	253(6)	1.6245 ⁸⁰		i H ₂ O; vs EtOH; s eth, ace, bz; sl chl
1293	1-Bromo-3-nitrobenzene		C ₆ H ₄ BrNO ₂	585-79-5	202.006	orth	54(3)	265	1.7036 ²⁰	1.5979 ²⁰	sl H ₂ O; s EtOH, eth, bz
1294	1-Bromo-4-nitrobenzene	p-Nitrobromobenzene	C ₆ H ₄ BrNO ₂	586-78-7	202.006	orth or mcl pr (al)	133.0(0.2)	252(5)	1.948 ²⁵		i H ₂ O; s EtOH, eth, bz; sl chl
1295	Bromonitromethane		CH ₂ BrNO ₂	563-70-2	139.937			149		1.4880 ²⁰	vs EtOH
1296	2-Bromo-2-nitro-1,3-propanediol	Bronopol	C ₃ H ₆ BrNO ₄	52-51-7	199.989		131.5				
1297	1-Bromononane		C ₉ H ₁₉ Br	693-58-3	207.151	liq	-29.0(0.2)	221.4	1.0845 ²⁵	1.4522 ²⁵	
1298	1-Bromooctadecane		C ₁₈ H ₃₇ Br	112-89-0	333.391	cry (al)	27.6(0.4)	357(17)	0.9848 ²⁰	1.4631 ²⁰	i H ₂ O; s EtOH, eth; sl ctc
1299	1-Bromooctane	Octyl bromide	C ₈ H ₁₇ Br	111-83-1	193.125	liq	-55.0(0.3)	199(6)	1.1072 ²⁵	1.4503 ²⁵	i H ₂ O; msc EtOH, eth; sl ctc
1300	2-Bromooctane, (±)-		C ₈ H ₁₇ Br	60251-57-2	193.125			188.5	1.0878 ²⁵	1.4442 ²⁵	i H ₂ O; msc EtOH, eth
1301	8-Bromooctanoic acid		C ₈ H ₁₅ BrO ₂	17696-11-6	223.108	nd (peth)	38.5	147 ²			vs bz, eth, EtOH
1302	1-Bromopentadecane		C ₁₅ H ₃₁ Br	629-72-1	291.311		18.6(0.3)	322	1.0675 ²⁰	1.4611 ²⁰	i H ₂ O; s ace; vs chl
1303	Bromopentafluorobenzene		C ₆ BrF ₅	344-04-7	246.960	liq	-31	133(2)	1.981 ²⁵	1.4490 ²⁰	
1304	Bromopentafluoroethane		C ₂ BrF ₅	354-55-2	198.917	col gas		-21	1.8098 ²⁵		
1305	1-Bromopentane	Pentyl bromide	C ₅ H ₁₁ Br	110-53-2	151.045	liq	-88.0(0.2)	126(3)	1.2182 ²⁰	1.4447 ²⁰	i H ₂ O; s EtOH, bz, chl; sl ctc; msc eth
1306	2-Bromopentane		C ₅ H ₁₁ Br	107-81-3	151.045	liq	-95.5	117(5)	1.2075 ²⁰	1.4413 ²⁰	vs bz, eth, EtOH, chl
1307	3-Bromopentane		C ₅ H ₁₁ Br	1809-10-5	151.045	liq	-126.2	118(5)	1.214 ²⁰	1.4441 ²⁰	i H ₂ O; s EtOH, eth, bz, chl
1308	5-Bromopentanenitrile		C ₅ H ₈ BrN	5414-21-1	162.029			111 ¹²	1.3989 ²⁰	1.4780 ²⁰	

1269
2-(Bromomethyl)-4-nitrophenol1270
(Bromomethyl)oxirane, (±)-1271
1-Bromo-2-methylpentane1272
1-Bromo-4-methylpentane1273
2-Bromo-2-methylpentane1274
3-Bromo-3-methylpentane1275
2-Bromo-4-methylphenol1276
1-(Bromomethyl)-3-phenoxybenzene1277
2-Bromo-1-(4-methylphenyl)ethanone1278
N-(Bromomethyl)phthalimide1279
1-Bromo-2-methylpropane1280
2-Bromo-2-methylpropane1281
2-Bromo-2-methylpropanoic acid1282
2-Bromo-2-methylpropanoyl bromide1283
1-Bromo-2-methylpropene1284
3-Bromo-2-methylpropene1285
2-(Bromomethyl)tetrahydrofuran1286
(Bromomethyl)trimethylsilane1287
1-Bromonaphthalene1288
2-Bromonaphthalene1289
4-Bromo-1,8-naphthalenedicarboxylic anhydride1290
1-Bromo-2-naphthol1291
4-Bromo-2-nitroaniline1292
1-Bromo-2-nitrobenzene1293
1-Bromo-3-nitrobenzene1294
1-Bromo-4-nitrobenzene1295
Bromonitromethane1296
2-Bromo-2-nitro-1,3-propanediol1297
1-Bromononane1298
1-Bromooctadecane1299
1-Bromooctane1300
2-Bromooctane, (±)-1301
8-Bromooctanoic acid1302
1-Bromopentadecane1303
Bromopentafluorobenzene1304
Bromopentafluoroethane1305
1-Bromopentane1306
2-Bromopentane1307
3-Bromopentane1308
5-Bromopentanenitrile

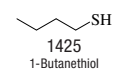
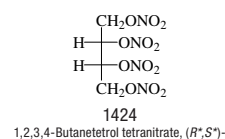
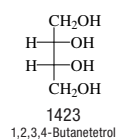
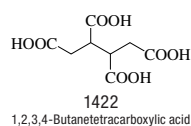
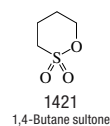
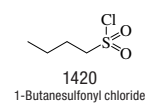
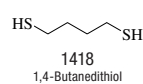
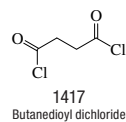
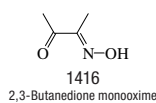
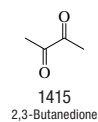
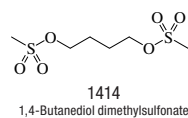
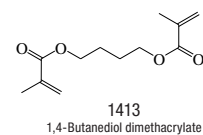
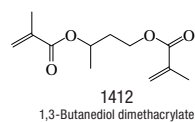
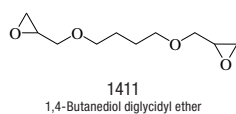
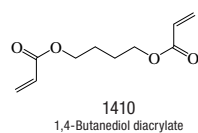
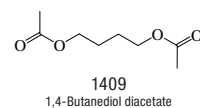
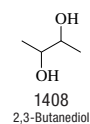
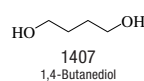
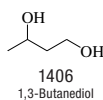
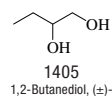
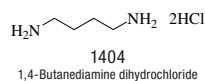
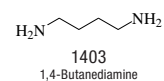
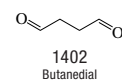
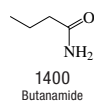
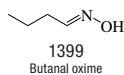
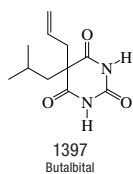
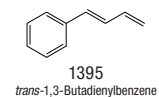
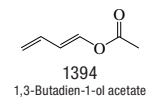
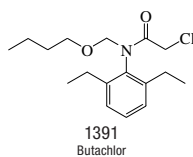
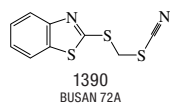
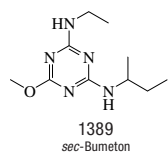
No.	Name	Synonym	Mol. Form.	CAS RN	Mol. Wt.	Physical Form	mp/°C	bp/°C	den g cm ⁻³	n _D	Solubility
1309	5-Bromopentanoic acid		C ₅ H ₉ BrO ₂	2067-33-6	181.028		40.0	142 ¹³			s chl
1310	5-Bromo-1-pentene		C ₅ H ₉ Br	1119-51-3	149.029			125.5	1.2581 ²⁰	1.4640 ²⁰	
1311	9-Bromophenanthrene	9-Phenanthryl bromide	C ₁₄ H ₉ Br	573-17-1	257.125	pr (al)	64.5	>360	1.4093 ¹⁰		i H ₂ O; s EtOH, eth, CS ₂ ; sl chl
1312	2-Bromophenol		C ₆ H ₅ BrO	95-56-7	173.007		5.6	194.5	1.4924 ²⁰	1.589 ²⁰	sl H ₂ O, chl; s EtOH, eth, alk
1313	3-Bromophenol		C ₆ H ₅ BrO	591-20-8	173.007		33	236.5			sl H ₂ O, ctc; vs EtOH, eth; s chl, alk
1314	4-Bromophenol		C ₆ H ₅ BrO	106-41-2	173.007		63(1)	238	1.840 ¹⁵		s H ₂ O, chl; vs EtOH, eth
1315	Bromophenol Blue	Bromphenol Blue	C ₁₉ H ₁₀ Br ₄ O ₅ S	115-39-9	669.960	hex pr (HOAc-ace)	279 dec				sl H ₂ O; s EtOH, bz, HOAc
1316	1-Bromo-4-phenoxybenzene	4-Bromophenyl phenyl ether	C ₁₂ H ₉ BrO	101-55-3	249.102		18.7(0.2)	126 ^{3,5}	1.6088 ²⁰	1.6084 ²⁰	i H ₂ O; s eth, ctc
1317	(4-Bromophenoxy)-trimethylsilane		C ₉ H ₁₃ BrOSi	17878-44-3	245.188			126 ²⁵	1.2619 ²⁰	1.5145 ²⁰	
1318	<i>N</i> -(4-Bromophenyl)acetamide	<i>p</i> -Bromoacetanilide	C ₈ H ₈ BrNO	103-88-8	214.060	nd (60% al)	168		1.717 ²⁵		i H ₂ O; s EtOH, chl; sl eth, bz
1319	1-(3-Bromophenyl)ethanone		C ₈ H ₇ BrO	2142-63-4	199.045		7.5	133 ¹⁹		1.5755 ²⁰	i H ₂ O; s ace, bz
1320	1-(4-Bromophenyl)ethanone	<i>p</i> -Bromoacetophenone	C ₈ H ₇ BrO	99-90-1	199.045	lf (al)	50.5	257	1.647 ²⁵	1.647	i H ₂ O; s EtOH, eth, bz, ctc, HOAc
1321	(4-Bromophenyl)hydrazine	(<i>p</i> -Bromophenyl)hydrazine	C ₆ H ₇ BrN ₂	589-21-9	187.037	nd (w), lf (lig), cry (al)	108				vs eth, EtOH, lig
1322	2-(4-Bromophenyl)-1 <i>H</i> -indene-1,3(2 <i>H</i>)-dione	Bromindione	C ₁₅ H ₉ BrO ₂	1146-98-1	301.135	cry (lig)	138				
1323	(4-Bromophenyl)-phenylmethanone		C ₁₃ H ₉ BrO	90-90-4	261.113	lf (al)	82.5	350			i H ₂ O; sl EtOH, eth, bz, peth
1324	2-Bromo-1-phenyl-1-propanone		C ₉ H ₉ BrO	2114-00-3	213.070			247.5	1.4298 ²⁰	1.5720 ²⁰	i H ₂ O; s EtOH, eth, ace, bz, ctc
1325	Bromophos		C ₈ H ₆ BrCl ₂ PS	2104-96-3	317.999	ye cry	56.3(0.3)	141 ^{0.01}			sl H ₂ O; s eth, ctc, tol
1326	Bromophos-ethyl		C ₁₀ H ₁₂ BrCl ₂ O ₃ PS	4824-78-6	394.049	pale-ye liq		122 ^{0.004}			
1327	1-Bromopropane	Propyl bromide	C ₃ H ₇ Br	106-94-5	122.992	liq	-110.1(0.3)	70.8(0.2)	1.3537 ²⁰	1.4343 ²⁰	sl H ₂ O; s EtOH, eth, ace, bz, chl, ctc
1328	2-Bromopropane	Isopropyl bromide	C ₃ H ₇ Br	75-26-3	122.992	liq	-88.9(0.5)	59.34(0.09)	1.3140 ²⁰	1.4251 ²⁰	sl H ₂ O; s ace, bz, chl; msc EtOH, eth
1329	3-Bromopropanenitrile		C ₃ H ₄ BrN	2417-90-5	133.975			92 ²⁵	1.6152 ²⁰	1.4800 ²⁰	vs EtOH, eth; sl ctc
1330	2-Bromopropanoic acid, (±)-		C ₃ H ₅ BrO ₂	10327-08-9	152.975	pr	25.7	203.5	1.7000 ²⁰	1.4753 ²⁰	vs H ₂ O, EtOH, eth; sl chl
1331	3-Bromopropanoic acid	β-Bromopropionic acid	C ₃ H ₅ BrO ₂	590-92-1	152.975	pl (CCl ₄)	62.5	141 ⁴⁵	1.48 ²⁵		s H ₂ O, EtOH, eth, bz, chl
1332	3-Bromo-1-propanol		C ₃ H ₇ BrO	627-18-9	138.991			105 ¹⁸⁵	1.5374 ²⁰	1.4834 ²⁵	s H ₂ O; msc EtOH, eth
1333	1-Bromo-2-propanol		C ₃ H ₇ BrO	19686-73-8	138.991			146.5	1.5585 ³⁰	1.4801 ²⁰	s H ₂ O; vs EtOH, eth
1334	2-Bromopropanoyl bromide		C ₃ H ₄ Br ₂ O	563-76-8	215.871			153	2.0611 ¹⁶		
1335	2-Bromopropanoyl chloride		C ₃ H ₄ BrClO	7148-74-5	171.420			132	1.697 ¹¹	1.4780 ²⁰	s eth, chl; sl ctc
1336	<i>cis</i> -1-Bromopropene		C ₃ H ₅ Br	590-13-6	120.976	liq	-113	58(3)	1.4291 ²⁰	1.4560 ²⁰	i H ₂ O; s eth, ace, chl
1337	<i>trans</i> -1-Bromopropene		C ₃ H ₅ Br	590-15-8	120.976			61(5)			
1338	2-Bromopropene		C ₃ H ₅ Br	557-93-7	120.976	liq	-126	49(4)	1.3965 ¹⁶	1.4467 ¹⁶	i H ₂ O; s eth, ace, chl
1339	3-Bromopropene	Allyl bromide	C ₃ H ₅ Br	106-95-6	120.976	liq	-119.3(0.5)	70.1(0.5)	1.398 ²⁰	1.4697 ²⁰	i H ₂ O; msc EtOH, eth; s ctc, chl, CS ₂
1340	(3-Bromo-1-propenyl)benzene		C ₉ H ₉ Br	4392-24-9	197.071	nd (al, eth)	34	130 ¹⁰	1.3428 ³⁰	1.613 ²⁰	vs EtOH
1341	(3-Bromopropoxy)benzene		C ₉ H ₁₁ BrO	588-63-6	215.086		10.7	127 ¹⁸	1.364 ¹⁶		vs eth
1342	3-Bromopropylamine hydrobromide	3-Bromo-1-propanamine hydrobromide	C ₃ H ₅ Br ₂ N	5003-71-4	218.918		171.5				
1343	Bromopropylate	4,4'-Dibromobenzilic acid isopropyl ester	C ₁₇ H ₁₆ Br ₂ O ₃	18181-80-1	428.115		76.0(0.5)		1.59 ²⁰		
1344	(3-Bromopropyl)benzene		C ₉ H ₁₁ Br	637-59-2	199.087			219.5	1.3106 ²⁵	1.5440 ²⁵	i H ₂ O; vs eth
1345	3-Bromo-1-propyne	Propargyl bromide	C ₃ H ₃ Br	106-96-7	118.960			73(14)	1.579 ¹⁹	1.4922 ²⁰	s EtOH, eth, bz, ctc, chl
1346	2-Bromopyridine		C ₅ H ₄ BrN	109-04-6	157.997	liq	-40.1	193	1.6337 ²⁰	1.5734 ²⁰	sl H ₂ O; s EtOH, eth, ctc



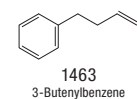
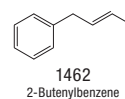
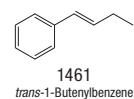
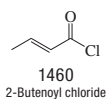
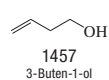
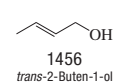
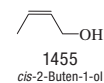
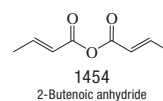
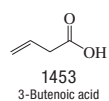
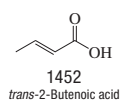
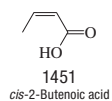
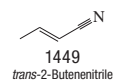
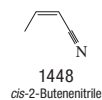
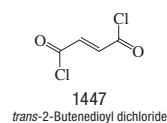
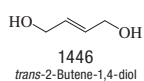
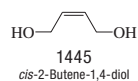
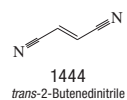
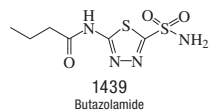
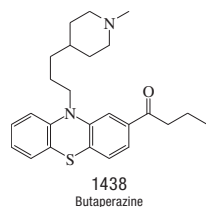
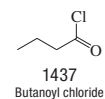
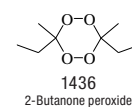
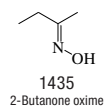
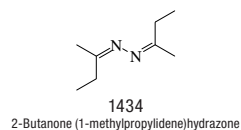
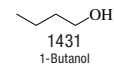
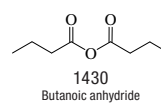
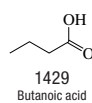
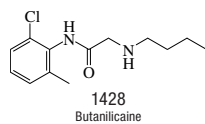
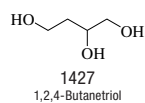
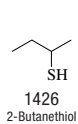
No.	Name	Synonym	Mol. Form.	CAS RN	Mol. Wt.	Physical Form	mp/°C	bp/°C	den g cm ⁻³	n _D	Solubility
1347	3-Bromopyridine		C ₅ H ₄ BrN	626-55-1	157.997	liq	-27.3	172(3)	1.645 ⁰	1.5694 ²⁰	s H ₂ O; vs EtOH, eth
1348	4-Bromopyridine		C ₅ H ₄ BrN	1120-87-2	157.997		0.5	29 ^{0.4}	1.6450 ⁰	1.5694 ²⁰	s ace, bz
1349	5-Bromo-2,4(1 <i>H</i> ,3 <i>H</i>)-pyrimidinedione	5-Bromouracil	C ₄ H ₃ BrN ₂ O ₂	51-20-7	190.983		310				
1350	3-Bromoquinoline		C ₉ H ₆ BrN	5332-24-1	208.055	ye oil	13.3	275		1.6641 ²⁰	s chl; vs HOAc
1351	6-Bromoquinoline		C ₉ H ₆ BrN	5332-25-2	208.055		24	281			s EtOH, eth, acid
1352	<i>N</i> -Bromosuccinimide		C ₄ H ₄ BrNO ₂	128-08-5	177.985	cry (bz)	174		2.098 ²⁵		sl H ₂ O, AcOEt, eth; vs ace; i hx
1353	1-Bromotetradecane		C ₁₄ H ₂₉ Br	112-71-0	277.284		5.7(0.4)	307	1.0170 ²⁰	1.4603 ²⁰	vs ace, bz, EtOH
1354	2-Bromothiazole		C ₃ H ₂ BrNS	3034-53-5	164.024			171	1.82 ²⁵	1.5927 ²⁰	
1355	1-(5-Bromo-2-thienyl)-ethanone		C ₆ H ₅ BrOS	5370-25-2	205.072	nd (al)	94.5	103 ⁴			sl EtOH; s ctc
1356	2-Bromothiophene	2-Thienyl bromide	C ₄ H ₃ BrS	1003-09-4	163.036			141(6)	1.684 ²⁰	1.5868 ²⁰	i H ₂ O; vs eth, ace; s ctc
1357	3-Bromothiophene		C ₄ H ₃ BrS	872-31-1	163.036			149(7)	1.735 ²⁰	1.5919 ²⁰	i H ₂ O; s ace, bz; sl chl
1358	Bromothymol Blue	Bromthymol Blue	C ₂₇ H ₂₈ Br ₂ O ₅ S	76-59-5	624.381		201				vs eth, EtOH
1359	2-Bromotoluene		C ₇ H ₇ Br	95-46-5	171.035	liq	-27.5(0.8)	182(2)	1.4232 ²⁰	1.5565 ²⁰	i H ₂ O; vs EtOH, eth, bz; msc ctc
1360	3-Bromotoluene		C ₇ H ₇ Br	591-17-3	171.035	liq	-38.1(0.2)	184(2)	1.4099 ²⁰	1.5510 ²⁰	i H ₂ O; s EtOH, ace, chl; msc eth; sl ctc
1361	4-Bromotoluene		C ₇ H ₇ Br	106-38-7	171.035	cry (al)	26.2(0.7)	184(4)	1.3959 ³⁵	1.5477 ²⁰	i H ₂ O; s EtOH, eth, ace, bz, chl; sl ctc
1362	Bromotrichloromethane		CBrCl ₃	75-62-7	198.274	liq	-5.6(0.2)	103(5)	2.012 ²⁵	1.5065 ²⁰	vs eth, EtOH
1363	1-Bromotridecane		C ₁₃ H ₂₇ Br	765-09-3	263.257		5.9(0.3)	292	1.0234 ²⁵	1.4574 ²⁵	i H ₂ O; vs chl
1364	Bromotriethylsilane		C ₆ H ₁₅ BrSi	1112-48-7	195.173	liq	-49.3	163	1.143 ²⁰	1.4561 ²⁰	
1365	2-Bromo-1,1,1-trifluoroethane		C ₂ H ₂ BrF ₃	421-06-7	162.936	vol liq or gas	-93.9	26	1.7881 ²⁰	1.3331 ²⁰	
1366	Bromotrifluoroethene		C ₂ BrF ₃	598-73-2	160.920	col gas		-2.5			
1367	Bromotrifluoromethane	Halon-1301	CBrF ₃	75-63-8	148.910	col gas	-174.4(0.2)	-57.8(0.4)	1.5800 ²⁰		i H ₂ O; vs chl
1368	1-Bromo-2-(trifluoromethyl)-benzene		C ₇ H ₄ BrF ₃	392-83-6	225.006			167.5	1.652 ²⁵	1.4817 ²⁰	
1369	1-Bromo-3-(trifluoromethyl)-benzene		C ₇ H ₄ BrF ₃	401-78-5	225.006		1	151.5	1.613 ²⁵	1.4716 ²⁰	
1370	1-Bromo-4-(trifluoromethyl)-benzene		C ₇ H ₄ BrF ₃	402-43-7	225.006			160	1.607 ²⁵	1.4705 ²⁵	
1371	2-Bromo-1,3,5-trimethylbenzene		C ₉ H ₁₁ Br	576-83-0	199.087	liq	-1	225	1.3191 ¹⁰	1.5510 ²⁰	i H ₂ O; vs eth; s bz; sl ctc
1372	Bromotrinitromethane		CBrN ₃ O ₆	560-95-2	229.931		18(1)	56 ¹⁰	2.0312 ²⁰	1.4808 ²⁰	vs EtOH, chl
1373	Bromotriphenylmethane	Triphenylmethyl bromide	C ₁₈ H ₁₅ Br	596-43-0	323.226		153	230 ¹⁵	1.5500 ²⁰		
1374	1-Bromoundecane		C ₁₁ H ₂₃ Br	693-67-4	235.205	liq	-9.9(0.4)	258.8	1.0494 ²⁵	1.4552 ²⁵	sl ctc
1375	11-Bromoundecanoic acid		C ₁₁ H ₂₁ BrO ₂	2834-05-1	265.188	nd (liq)	57	188 ¹⁸			vs ace, bz, eth, EtOH
1376	(1-Bromovinyl)benzene		C ₈ H ₇ Br	98-81-7	183.046		-44	86 ¹⁴	1.4025 ²³	1.5881 ²⁰	
1377	(<i>cis</i> -2-Bromovinyl)benzene		C ₈ H ₇ Br	588-73-8	183.046		-7	55 ²	1.4322 ¹⁰	1.5990 ²²	
1378	(<i>trans</i> -2-Bromovinyl)benzene		C ₈ H ₇ Br	588-72-7	183.046		7	219 dec	1.4269 ¹⁶	1.6093 ²⁰	i H ₂ O; msc EtOH, eth; s chl
1379	1-Bromo-2-vinylbenzene		C ₈ H ₇ Br	2039-88-5	183.046	liq	-52.7(0.2)	215(2)	1.4160 ²⁰	1.5927 ²⁰	
1380	1-Bromo-3-vinylbenzene		C ₈ H ₇ Br	2039-86-3	183.046			92 ²⁰	1.4059 ²⁰	1.5933 ²⁰	
1381	1-Bromo-4-vinylbenzene		C ₈ H ₇ Br	2039-82-9	183.046		5(2)	213(1)	1.3984 ²⁰	1.5947 ²⁰	i H ₂ O; vs chl; s HOAc
1382	Brompheniramine		C ₁₆ H ₁₉ BrN ₂	86-22-6	319.239	ye oily liq		150 ^{0.5}			s dil acid
1383	Brucine		C ₂₃ H ₂₇ N ₂ O ₄	357-57-3	394.463	mcl pr (w +4)	178				sl H ₂ O, eth, bz; vs EtOH, chl
1384	Brucine hydrochloride	2,3-Dimethoxystyrychnidin-10-one, monohydrochloride	C ₂₃ H ₂₇ ClN ₂ O ₄	5786-96-9	430.924	pr					vs H ₂ O, EtOH
1385	Brucine sulfate heptahydrate	2,3-Dimethoxystyrychnidin-10-one, sulfate, heptahydrate	C ₄₆ H ₆₈ N ₄ O ₁₉ S	60583-39-3	1013.113	nd (w)					s H ₂ O; sl EtOH, chl, tfa; vs MeOH; i bz
1386	Bucolome	5-Butyl-1-cyclohexyl-2,4,6(1 <i>H</i> ,3 <i>H</i> ,5 <i>H</i>)-pyrimidine-trione	C ₁₄ H ₂₂ N ₂ O ₃	841-73-6	266.336	nd (MeOH)	84	186 ^{0.8}			
1387	Bufotalin		C ₂₆ H ₃₆ O ₆	471-95-4	444.560	cry (+1 al)	223 dec				i H ₂ O; s EtOH, chl
1388	Bulbocapnine		C ₁₉ H ₁₉ NO ₄	298-45-3	325.359	pr (al)	199.5				i H ₂ O; s EtOH; vs chl

 1347 3-Bromopyridine	 1348 4-Bromopyridine	 1349 5-Bromo-2,4(1H,3H)-pyrimidinedione	 1350 3-Bromoquinoline	 1351 6-Bromoquinoline	 1352 N-Bromosuccinimide
 1353 1-Bromotetradecane	 1354 2-Bromothiazole	 1355 1-(5-Bromo-2-thienyl)ethanone	 1356 2-Bromothiophene	 1357 3-Bromothiophene	
 1358 Bromothymol Blue	 1359 2-Bromotoluene	 1360 3-Bromotoluene	 1361 4-Bromotoluene	 1362 Bromotrichloromethane	 1363 1-Bromotridecane
 1364 Bromotriethylsilane	 1365 2-Bromo-1,1,1-trifluoroethane	 1366 Bromotrifluoroethene	 1367 Bromotrifluoromethane	 1368 1-Bromo-2-(trifluoromethyl)benzene	 1369 1-Bromo-3-(trifluoromethyl)benzene
 1370 1-Bromo-4-(trifluoromethyl)benzene	 1371 2-Bromo-1,3,5-trimethylbenzene	 1372 Bromotrinitromethane	 1373 Bromotriphenylmethane	 1374 1-Bromoundecane	
 1375 11-Bromoundecanoic acid	 1376 (1-Bromovinyl)benzene	 1377 (cis-2-Bromovinyl)benzene	 1378 (trans-2-Bromovinyl)benzene	 1379 1-Bromo-2-vinylbenzene	
 1380 1-Bromo-3-vinylbenzene	 1381 1-Bromo-4-vinylbenzene	 1382 Brompheniramine	 1383 Brucine	 1384 Brucine hydrochloride	
 1385 Brucine sulfate heptahydrate	 1386 Bucolome	 1387 Bufotalin	 1388 Bulbocapnine		

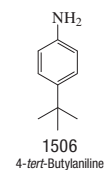
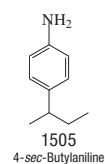
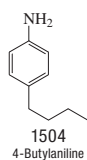
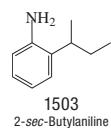
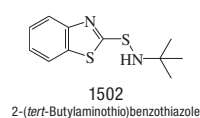
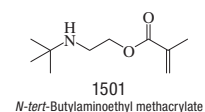
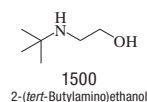
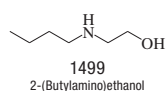
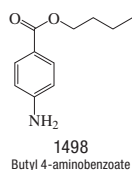
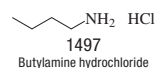
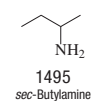
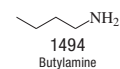
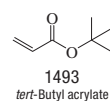
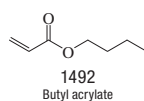
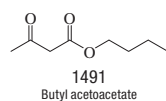
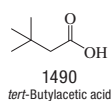
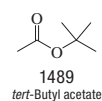
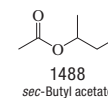
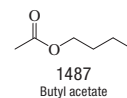
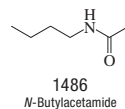
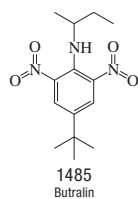
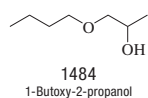
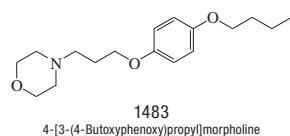
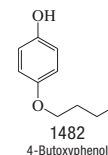
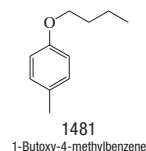
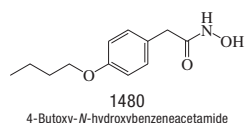
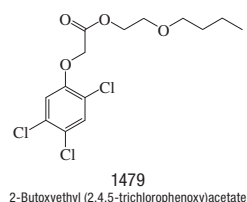
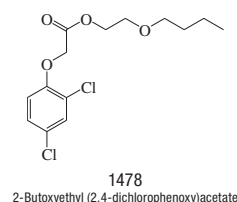
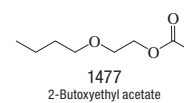
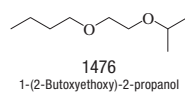
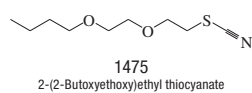
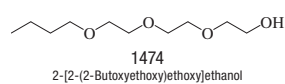
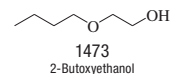
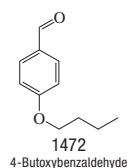
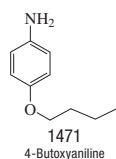
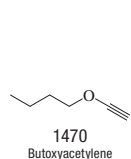
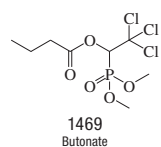
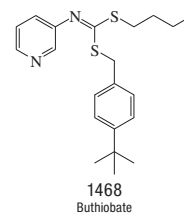
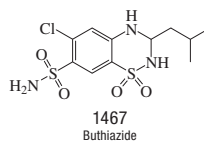
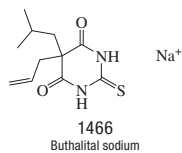
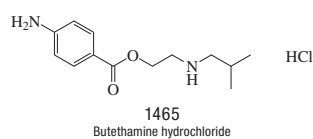
No.	Name	Synonym	Mol. Form.	CAS RN	Mol. Wt.	Physical Form	mp/°C	bp/°C	den g cm ⁻³	n _D	Solubility
1389	sec-Bumeton	<i>N</i> ⁶ -sec-Butyl- <i>N</i> ⁶ -ethyl-6-methoxy-1,3,5-triazine-2,4-diamine	C ₁₀ H ₁₉ N ₅ O	26259-45-0	225.291		87				
1390	BUSAN 72A	(2-Benzothiazolylthio)methyl thiocyanate	C ₉ H ₆ N ₂ S ₃	21564-17-0	238.352	liq					
1391	Butachlor		C ₁₇ H ₂₆ ClNO ₂	23184-66-9	311.847		<-5	156 ⁵	1.070 ²⁵		
1392	1,2-Butadiene	Methylallene	C ₄ H ₆	590-19-2	54.091	vol liq or gas	-136.20(0.05)	11.0(0.2)	0.676 ⁹	1.4205 ¹	i H ₂ O; msc EtOH, eth; vs bz
1393	1,3-Butadiene	Divinyl	C ₄ H ₆	106-99-0	54.091	col gas	-108.9(0.1)	-4.6(0.2)	0.6149 ²⁵ (p>1 atm)	1.4292 ²⁵	i H ₂ O; s EtOH, eth, bz; vs ace
1394	1,3-Butadien-1-ol acetate		C ₆ H ₈ O ₂	1515-76-0	112.127			58 ⁴⁰	0.945 ²⁵	1.4690 ²⁰	
1395	trans-1,3-Butadienylbenzene		C ₁₀ H ₁₀	16939-57-4	130.186		2.3	76 ¹¹	0.9286 ²⁰	1.6089 ²⁵	i H ₂ O; s EtOH, eth, ace, bz
1396	1,3-Butadiyne	Diacetylene	C ₄ H ₂	460-12-8	50.059	vol liq or gas	-35(3)	10(2)	0.7364 ⁰	1.4189 ⁵	vs H ₂ O, eth, ace; s chl, EtOH
1397	Butalbital	5-Isobutyl-5-allyl-2,4,6(1 <i>H</i> ,3 <i>H</i> ,5 <i>H</i>)-pyrimidine-trione	C ₁₁ H ₁₆ N ₂ O ₃	77-26-9	224.256	pr	138.5				sl H ₂ O; s EtOH, eth, ace, chl; i lig
1398	Butanal	Butyraldehyde	C ₄ H ₈ O	123-72-8	72.106	liq	-96.86(0.02)	74.8(0.2)	0.8016 ²⁰	1.3843 ²⁰	s H ₂ O; msc EtOH; vs ace, bz; sl chl
1399	Butanal oxime		C ₄ H ₉ NO	110-69-0	87.120	liq	-29.5	152(9)	0.923 ²⁰		vs H ₂ O, ace, bz; msc EtOH, eth; s chl
1400	Butanamide	Butyramide	C ₄ H ₉ NO	541-35-5	87.120	lf (bz)	116(1)	231.8(1)	0.8850 ¹²⁰	1.4087 ¹³⁰	sl H ₂ O, eth; i bz; s EtOH
1401	Butane		C ₄ H ₁₀	106-97-8	58.122	col gas	-138.3(0.1)	-0.5(0.5)	0.573 ²⁵ (p>1 atm)	1.3326 ²⁰	i H ₂ O; vs EtOH, eth, chl
1402	Butanedial		C ₄ H ₆ O ₂	638-37-9	86.090			170 dec	1.065 ²⁰	1.4262 ¹⁸	vs H ₂ O, ace, eth, EtOH
1403	1,4-Butanediamine	Putrescine	C ₄ H ₁₂ N ₂	110-60-1	88.151	lf	21.9(0.4)	156(10)	0.877 ²⁵	1.4969 ²⁰	s H ₂ O
1404	1,4-Butanediamine dihydrochloride		C ₄ H ₁₄ Cl ₂ N ₂	333-93-7	161.073	nd or lf (al, w)	280 dec	sub			vs H ₂ O, EtOH; i eth, bz, MeOH
1405	1,2-Butanediol, (±)-		C ₄ H ₁₀ O ₂	26171-83-5	90.121			196.42(0.06)	1.0024 ²⁰	1.4378 ²⁰	s H ₂ O, EtOH, ace
1406	1,3-Butanediol	1,3-Butylene glycol	C ₄ H ₁₀ O ₂	107-88-0	90.121	visc liq	-77	208.2(0.1)	1.0053 ²⁰	1.4401 ²⁰	
1407	1,4-Butanediol	Tetramethylene glycol	C ₄ H ₁₀ O ₂	110-63-4	90.121		20.43(0.02)	229.5(0.4)	1.0171 ²⁰	1.4460 ²⁰	msc H ₂ O; s EtOH, DMSO; sl eth
1408	2,3-Butanediol		C ₄ H ₁₀ O ₂	6982-25-8	90.121	cry (eth)	7(2)	178(3)	1.0033 ²⁰	1.4310 ²⁵	msc H ₂ O, EtOH; s eth, ace, chl
1409	1,4-Butanediol diacetate		C ₈ H ₁₄ O ₄	628-67-1	174.195		12	233(6)	1.0479 ¹⁵	1.4251 ¹⁵	
1410	1,4-Butanediol diacrylate		C ₁₀ H ₁₄ O ₄	1070-70-8	198.216			83 ^{0.3}	1.105 ²⁵		
1411	1,4-Butanediol diglycidyl ether	1,4-Bis(2,3-epoxypropoxy)-butane	C ₁₀ H ₁₈ O ₄	2425-79-8	202.248			266	1.1 ²⁵	1.4611 ²⁰	
1412	1,3-Butanediol dimethacrylate		C ₁₂ H ₁₈ O ₄	1189-08-8	226.269			290		1.4495 ²⁵	vs ace, eth, EtOH, lig
1413	1,4-Butanediol dimethacrylate		C ₁₂ H ₁₈ O ₄	2082-81-7	226.269	liq		133 ⁴	1.025 ²⁰	1.4560 ²⁰	sl H ₂ O
1414	1,4-Butanediol dimethylsulfonate	Busulfan	C ₆ H ₁₄ O ₆ S ₂	55-98-1	246.301	cry	116				i H ₂ O; sl EtOH, ace
1415	2,3-Butanedione	Diacetyl	C ₄ H ₆ O ₂	431-03-8	86.090	liq	-1.2	87.5(0.8)	0.9808 ¹⁸	1.3951 ²⁰	vs H ₂ O; msc EtOH, eth; s bz, ctc
1416	2,3-Butanedione monooxime		C ₄ H ₇ NO ₂	57-71-6	101.105	pr (chl), lf (w)	76.8	185.5			sl H ₂ O; vs EtOH, eth, chl; s alk
1417	Butanedioyl dichloride	Succinyl chloride	C ₄ H ₄ Cl ₂ O ₂	543-20-4	154.980	pl or lf	16.7(0.6)	190(5)	1.3748 ²⁰	1.4683 ²⁰	s eth, ace, bz
1418	1,4-Butanedithiol	Tetramethylenedithiol	C ₄ H ₁₀ S ₂	1191-08-8	122.252	liq	-53.9	195.5	1.0021 ⁰	1.5290 ²⁰	i H ₂ O; vs EtOH; sl ctc
1419	Butanenitrile	Propyl cyanide	C ₄ H ₇ N	109-74-0	69.106	liq	-111.76(0.05)	117.6(0.4)	0.7936 ²⁰	1.3842 ²⁰	sl H ₂ O, ctc; msc EtOH, eth; s bz
1420	1-Butanesulfonyl chloride		C ₄ H ₉ ClO ₂ S	2386-60-9	156.631			75 ¹⁰		1.4559 ²⁰	
1421	1,4-Butane sultone	1,2-Oxathiane 2,2-dioxide	C ₄ H ₈ O ₃ S	1633-83-6	136.170	liq	13.5	135 ⁴	1.331 ²⁰	1.4640 ²⁰	
1422	1,2,3,4-Butanetetracarboxylic acid		C ₈ H ₁₀ O ₈	1703-58-8	234.160	lf (w) cry (ace)	236.5				vs H ₂ O, EtOH
1423	1,2,3,4-Butanetetrol	Erythritol	C ₄ H ₁₀ O ₄	149-32-6	122.120	bipym tetr pr	118.1(0.7)	330.5	1.451 ²⁰		s H ₂ O; i eth, bz
1424	1,2,3,4-Butanetetrol tetranitrate, (<i>R</i> [*] , <i>S</i> [*])-		C ₄ H ₆ N ₄ O ₁₂	7297-25-8	302.111		61				vs EtOH
1425	1-Butanethiol	Butyl mercaptan	C ₄ H ₁₀ S	109-79-5	90.187	liq	-115.66(0.06)	98.4(0.5)	0.8416 ²⁰	1.4440 ²⁰	sl H ₂ O, chl; vs EtOH, eth



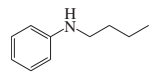
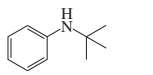
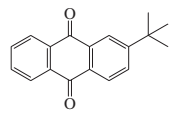
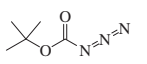
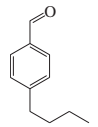
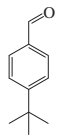
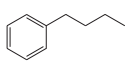
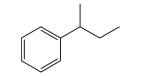
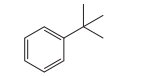
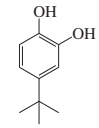
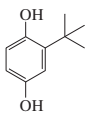
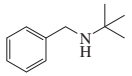
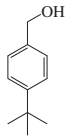
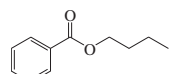
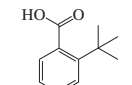
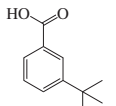
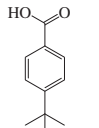
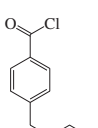
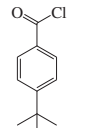
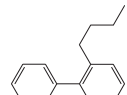
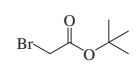
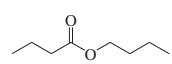
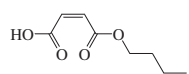
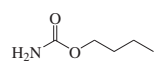
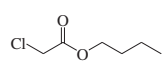
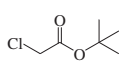
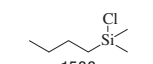
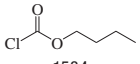
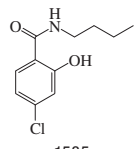
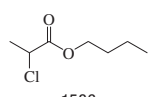
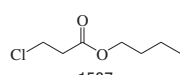
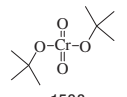
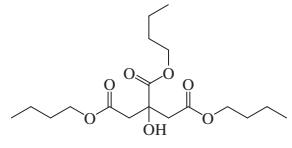
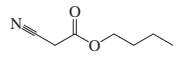
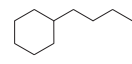
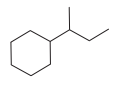
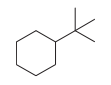
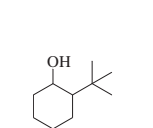
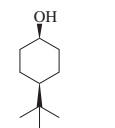
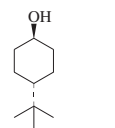
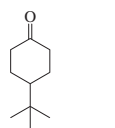
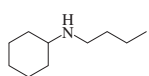
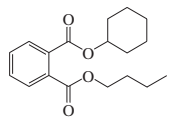
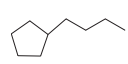
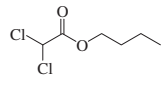
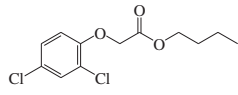
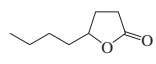
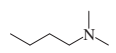
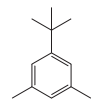
No.	Name	Synonym	Mol. Form.	CAS RN	Mol. Wt.	Physical Form	mp/°C	bp/°C	den g cm ⁻³	n _D	Solubility
1426	2-Butanethiol	sec-Butyl mercaptan	C ₄ H ₁₀ S	91840-99-2	90.187	liq	-165	85.0(0.7)	0.8295 ²⁰	1.4366 ²⁰	s EtOH, eth, bz, peth; sl ctc
1427	1,2,4-Butanetriol		C ₄ H ₁₀ O ₃	3068-00-6	106.120			190 ¹⁸	1.18 ²⁰	1.4688 ²⁰	vs H ₂ O, EtOH
1428	Butanilcaine	2-(Butylamino)-N-(2-chloro-6-methylphenyl)acetamide	C ₁₃ H ₁₉ ClN ₂ O	3785-21-5	254.755	cry	46	145 ^{0.001}			
1429	Butanoic acid	Butyric acid	C ₄ H ₈ O ₂	107-92-6	88.106	liq	-5.12(0.09)	163.7(0.1)	0.9528 ²⁵	1.3980 ²⁰	msc H ₂ O, EtOH, eth; sl ctc
1430	Butanoic anhydride	Butyric anhydride	C ₈ H ₁₄ O ₃	106-31-0	158.195	liq	-75.0(0.6)	195(1)	0.9668 ²⁰	1.4070 ²⁰	s eth; sl ctc
1431	1-Butanol	Butyl alcohol	C ₄ H ₁₀ O	71-36-3	74.121	liq	-88.60(0.02)	117.6(0.2)	0.8095 ²⁰	1.3988 ²⁰	s H ₂ O, bz; msc EtOH, eth; vs ace
1432	2-Butanol	sec-Butyl alcohol	C ₄ H ₁₀ O	78-92-2	74.121	liq	-88.44(0.07)	99.4(0.2)	0.8063 ²⁰	1.3978 ²⁰	vs H ₂ O; msc EtOH, eth; s bz, ctc
1433	2-Butanone	Methyl ethyl ketone	C ₄ H ₈ O	78-93-3	72.106	liq	-86.67(0.01)	79.6(0.2)	0.7999 ²⁵	1.3788 ²⁰	vs H ₂ O; msc EtOH, eth, ace, bz; s chl
1434	2-Butanone (1-methylpropylidene)hydrazone		C ₈ H ₁₆ N ₂	5921-54-0	140.226			170(7)	0.8404 ²⁰	1.4511 ²⁰	
1435	2-Butanone oxime		C ₄ H ₈ NO	96-29-7	87.120	liq	-29.5(0.5)	151.5(0.6)	0.9232 ²⁰	1.4410 ²⁰	s H ₂ O, chl; msc EtOH, eth
1436	2-Butanone peroxide	Methyl ethyl ketone peroxide	C ₈ H ₁₆ O ₄	1338-23-4	176.211	col liq		exp			sl H ₂ O; misc os
1437	Butanoyl chloride	n-Butyryl chloride	C ₄ H ₇ ClO	141-75-3	106.551	liq	-89.0(0.5)	101(3)	1.0277 ²⁰	1.4121 ²⁰	msc eth
1438	Butaperazine		C ₂₄ H ₃₁ N ₃ OS	653-03-2	409.587			275 ^{0.05}			
1439	Butazolamide	N-[5-(Aminosulfonyl)-1,3,4-thiadiazol-2-yl]butanamide	C ₆ H ₁₀ N ₄ O ₃ S ₂	16790-49-1	250.298	cry	261 dec				
1440	trans-2-Butenal	trans-Crotonaldehyde	C ₄ H ₆ O	123-73-9	70.090	liq	-76.6(0.3)	102.2(0.3)	0.8516 ²⁰	1.4366 ²⁰	s H ₂ O, chl; vs EtOH, eth, ace; msc bz
1441	1-Butene	1-Butylene	C ₄ H ₈	106-98-9	56.107	col gas	-185.33(0.02)	-6.3(0.2)	0.588 ²⁵ (p>1 atm)	1.3962 ²⁰	i H ₂ O; vs EtOH, eth; s bz
1442	cis-2-Butene		C ₄ H ₈	590-18-1	56.107	col gas	-138.89(0.02)	3.72(0.08)	0.616 ²⁵ (p>1 atm)	1.3931 ⁻²⁵	i H ₂ O; vs EtOH, eth; s bz
1443	trans-2-Butene		C ₄ H ₈	624-64-6	56.107	col gas	-105.52(0.02)	0.88(0.09)	0.599 ²⁵ (p>1 atm)	1.3848 ⁻²⁵	s bz
1444	trans-2-Butenedinitrile		C ₄ H ₂ N ₂	764-42-1	78.072	nd (bz-peth)	96.0(0.8)	186	0.9416 ¹¹¹	1.4349 ¹¹¹	s H ₂ O, EtOH, eth, ace, bz, chl; sl peth
1445	cis-2-Butene-1,4-diol		C ₄ H ₈ O ₂	6117-80-2	88.106		11.0(0.5)	235	1.0698 ²⁰	1.4782 ²⁰	s H ₂ O; vs EtOH
1446	trans-2-Butene-1,4-diol		C ₄ H ₈ O ₂	821-11-4	88.106		27(1)	131 ¹³	1.0700 ²⁰	1.4755 ²⁰	vs H ₂ O, EtOH
1447	trans-2-Butenediyl dichloride	Fumaric acid dichloride	C ₄ H ₂ Cl ₂ O ₂	627-63-4	152.964	pa ye lig		159	1.408 ²⁰	1.5004 ¹⁸	
1448	cis-2-Butenenitrile	Isocrotononitrile	C ₄ H ₅ N	1190-76-7	67.090	liq		106(6)			
1449	trans-2-Butenenitrile	Crotononitrile	C ₄ H ₅ N	627-26-9	67.090	liq	-51.5	120	0.8239 ²⁰	1.4225 ²⁰	s eth, ace
1450	3-Butenenitrile	Allyl cyanide	C ₄ H ₅ N	109-75-1	67.090	liq	-87	117(5)	0.8341 ²⁰	1.4060 ²⁰	sl H ₂ O; msc EtOH, eth
1451	cis-2-Butenoic acid	Isocrotonic acid	C ₄ H ₆ O ₂	503-64-0	86.090	nd or pr (peth)	15	169	1.0267 ²⁰	1.4450 ²⁰	vs H ₂ O; s EtOH
1452	trans-2-Butenoic acid	Crotonic acid	C ₄ H ₆ O ₂	107-93-7	86.090	mcl pr or nd (w, lig)	71.3(0.2)	184.7	0.9604 ⁷⁷	1.4249 ⁷⁷	vs H ₂ O, EtOH; s eth, ace, lig
1453	3-Butenoic acid		C ₄ H ₆ O ₂	625-38-7	86.090	liq	-35	169	1.0091 ²⁰	1.4239 ²⁰	s H ₂ O; msc EtOH, eth
1454	2-Butenoic anhydride	Crotonic acid anhydride	C ₈ H ₁₀ O ₃	623-68-7	154.163			247	1.0397 ²⁰	1.4745 ²⁰	vs eth
1455	cis-2-Buten-1-ol	cis-Crotyl alcohol	C ₄ H ₈ O	4088-60-2	72.106			123	0.8662 ²⁰	1.4342 ²⁵	s H ₂ O
1456	trans-2-Buten-1-ol	trans-Crotyl alcohol	C ₄ H ₈ O	504-61-0	72.106		<-30	121.2	0.8521 ²⁰	1.4288 ²⁰	vs H ₂ O; msc EtOH, eth; s chl
1457	3-Buten-1-ol		C ₄ H ₈ O	627-27-0	72.106			112(5)	0.8424 ²⁰	1.4224 ²⁰	s H ₂ O, ace; msc EtOH, eth; sl chl
1458	3-Buten-2-ol		C ₄ H ₈ O	598-32-3	72.106			97(4)			
1459	3-Buten-2-one	Methyl vinyl ketone	C ₄ H ₆ O	78-94-4	70.090			81(4)	0.864 ²⁰	1.4081 ²⁰	s H ₂ O, EtOH, bz; vs eth, ace; sl ctc
1460	2-Butenoyl chloride		C ₄ H ₅ ClO	10487-71-5	104.535			121(8)	1.0905 ²⁰	1.460 ¹⁸	vs ace
1461	trans-1-Butenylbenzene		C ₁₀ H ₁₂	1005-64-7	132.202	liq	-43.1(0.4)	201(4)	0.9019 ²⁰	1.5420 ²⁰	i H ₂ O; s EtOH, eth, bz, ctc
1462	2-Butenylbenzene		C ₁₀ H ₁₂	1560-06-1	132.202			182(6)	0.8831 ²⁰	1.5101 ²⁰	
1463	3-Butenylbenzene		C ₁₀ H ₁₂	768-56-9	132.202	liq	-70	183(4)	0.8831 ²⁰	1.5059 ²⁰	i H ₂ O; s eth, bz
1464	1-Buten-3-yne	Vinylacetylene	C ₄ H ₄	689-97-4	52.075	col gas		6.0(0.9)	0.7094 ⁰	1.4161 ¹	i H ₂ O; s bz



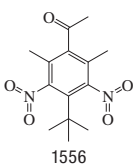
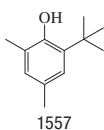
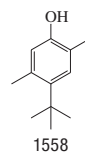
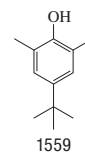
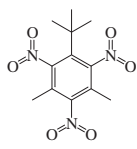
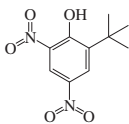
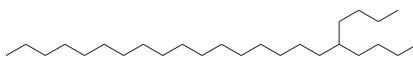
No.	Name	Synonym	Mol. Form.	CAS RN	Mol. Wt.	Physical Form	mp/°C	bp/°C	den g cm ⁻³	n _D	Solubility
1465	Butethamine hydrochloride	2-Isobutylaminoethyl 4-aminobenzoate	C ₁₃ H ₂₁ ClN ₂ O ₂	553-68-4	272.771	cry	194				s H ₂ O; sl EtOH, bz, chl; i eth
1466	Buthalital sodium		C ₁₁ H ₁₅ N ₂ NaO ₂ S	510-90-7	262.304						vs H ₂ O; sl EtOH; i eth, bz
1467	Buthiazide		C ₁₁ H ₁₆ ClN ₂ O ₂ S ₂	2043-38-1	353.846		221.5				
1468	Buthiobate	Denmert	C ₂₁ H ₂₈ N ₂ S ₂	51308-54-4	372.590	ye oil	32		1.0865 ²⁵	1.596 ²⁶	i H ₂ O; s os
1469	Butonate		C ₈ H ₁₄ Cl ₂ O ₂ P	126-22-7	327.527			129 ^{9.5}			
1470	Butoxyacetylene		C ₆ H ₁₀ O	3329-56-4	98.142			104	0.8200 ²⁰	1.4067	vs eth, EtOH
1471	4-Butoxyaniline		C ₁₀ H ₁₃ NO	4344-55-2	165.232			132 ⁴			
1472	4-Butoxybenzaldehyde		C ₁₁ H ₁₄ O ₂	5736-88-9	178.228			148 ¹⁰			
1473	2-Butoxyethanol	Ethylene glycol monobutyl ether	C ₆ H ₁₄ O ₂	111-76-2	118.174	liq	-74.8	171(2)	0.9015 ²⁰	1.4198 ²⁰	msc H ₂ O, EtOH, eth; sl ctc
1474	2-[2-(2-Butoxyethoxy)ethoxy]-ethanol		C ₁₀ H ₂₂ O ₄	143-22-6	206.280			278	0.9890 ²⁰	1.4389 ²⁰	vs EtOH, MeOH
1475	2-(2-Butoxyethoxy)ethyl thiocyanate	Lethane 384	C ₉ H ₁₇ NO ₂ S	112-56-1	203.302	liq		122 ^{9.25}			i H ₂ O; vs os
1476	1-(2-Butoxyethoxy)-2-propanol		C ₉ H ₂₀ O ₃	124-16-3	176.253	col liq	-90	234(14)	0.931 ²⁰		s H ₂ O
1477	2-Butoxyethyl acetate	Ethylene glycol monobutyl ether acetate	C ₈ H ₁₆ O ₃	112-07-2	160.211	liq		191.1(0.9)			
1478	2-Butoxyethyl (2,4-dichlorophenoxy)acetate	2,4-D 2-Butoxyethyl ester	C ₁₄ H ₁₈ Cl ₂ O ₄	1929-73-3	321.197			159 ¹	1.232 ²⁰		
1479	2-Butoxyethyl (2,4,5-trichlorophenoxy)acetate	2,4,5-T Butoxyethyl ester	C ₁₄ H ₁₇ Cl ₃ O ₄	2545-59-7	355.642			164 ¹	1.280 ²⁰		s ctc
1480	4-Butoxy-N-hydroxybenzeneacetamide	Bufexamac	C ₁₂ H ₁₇ NO ₃	2438-72-4	223.268	nd (ace)	154				
1481	1-Butoxy-4-methylbenzene		C ₁₁ H ₁₆ O	10519-06-9	164.244			229.5	0.9205 ²⁵	1.4970 ²⁰	s eth
1482	4-Butoxyphenol		C ₁₀ H ₁₄ O ₂	122-94-1	166.217		65.5	125 ⁴			vs ace, bz, eth, EtOH
1483	4-[3-(4-Butoxyphenoxy)propyl]morpholine	Pramoxine	C ₁₇ H ₂₇ NO ₃	140-65-8	293.401			196 ⁶			
1484	1-Butoxy-2-propanol		C ₇ H ₁₆ O ₂	5131-66-8	132.201			172(3)	0.882 ²⁰	1.4168 ²⁰	s EtOH, eth, bz, ctc, MeOH
1485	Butralin	4-tert-Butyl-N-sec-butyl-2,6-dinitroaniline	C ₁₄ H ₂₁ N ₃ O ₄	33629-47-9	295.335		59.3(0.5)	135 ^{9.5}			
1486	N-Butylacetamide		C ₈ H ₁₅ NO	1119-49-9	115.173			229	0.8960 ²⁵	1.4388 ²⁵	
1487	Butyl acetate		C ₈ H ₁₂ O ₂	123-86-4	116.158	liq	-77.0(0.1)	126.0(0.1)	0.8825 ²⁰	1.3941 ²⁰	sl H ₂ O; msc EtOH, eth; s ace, chl
1488	sec-Butyl acetate	1-Methylpropyl acetate	C ₈ H ₁₂ O ₂	105-46-4	116.158	liq	-98.9	108(4)	0.8748 ²⁰	1.3888 ²⁰	sl H ₂ O, ctc; s EtOH, eth
1489	tert-Butyl acetate		C ₈ H ₁₂ O ₂	540-88-5	116.158	liq		97.9(1)	0.8665 ²⁰	1.3855 ²⁰	s EtOH, eth, chl, HOAc
1490	tert-Butylacetic acid		C ₈ H ₁₂ O ₂	1070-83-3	116.158		6(2)	184(2)	0.9124 ²⁰	1.4096 ²⁰	s EtOH, eth
1491	Butyl acetoacetate		C ₈ H ₁₄ O ₃	591-60-6	158.195		-35.6	127 ³⁰	0.9671 ²⁵	1.4137 ²⁰	sl H ₂ O; msc EtOH, bz, lig
1492	Butyl acrylate		C ₇ H ₁₂ O ₂	141-32-2	128.169	liq	-63.6(0.5)	146.6(0.6)	0.8898 ²⁰	1.4185 ²⁰	i H ₂ O; s EtOH, eth, ace; sl ctc
1493	tert-Butyl acrylate		C ₇ H ₁₂ O ₂	1663-39-4	128.169	liq		120	0.879 ²⁵	1.4110 ²⁰	
1494	Butylamine	1-Butanamine	C ₄ H ₁₁ N	109-73-9	73.137	liq	-49(1)	77.0(0.2)	0.7414 ²⁰	1.4031 ²⁰	msc H ₂ O; s EtOH, eth
1495	sec-Butylamine	2-Butanamine, (±)-	C ₄ H ₁₁ N	33966-50-6	73.137	liq	-104.5(0.6)	62.71(0.08)	0.7246 ²⁰	1.3932 ²⁰	s H ₂ O, chl; msc EtOH, eth; vs ace
1496	tert-Butylamine	2-Methyl-2-propanamine	C ₄ H ₁₁ N	75-64-9	73.137	liq	-66.92(0.06)	44.02(0.07)	0.6958 ²⁰	1.3784 ²⁰	msc H ₂ O, EtOH, eth; s chl
1497	Butylamine hydrochloride	1-Butanamine hydrochloride	C ₄ H ₁₂ ClN	3858-78-4	109.598		213		0.982 ²⁰		sl H ₂ O, EtOH
1498	Butyl 4-aminobenzoate	Butamben	C ₁₁ H ₁₃ NO ₂	94-25-7	193.243	cry (al or bz)	57(2)	173 ⁶			i H ₂ O; s EtOH, eth, bz, chl
1499	2-(Butylamino)ethanol		C ₆ H ₁₃ NO	111-75-1	117.189			199	0.8907 ²⁰	1.4437 ²⁰	vs H ₂ O, EtOH, eth
1500	2-(tert-Butylamino)ethanol		C ₈ H ₁₅ NO	4620-70-6	117.189		44	180(16)	0.8818 ²⁰		
1501	N-tert-Butylaminoethyl methacrylate		C ₁₀ H ₁₉ NO ₂	3775-90-4	185.264			102 ¹²			s chl
1502	2-(tert-Butylaminothio)-benzothiazole	N-tert-Butyl-2-benzothiazole-sulfenamide	C ₁₁ H ₁₄ N ₂ S ₂	95-31-8	238.372		108				
1503	2-sec-Butylaniline		C ₁₀ H ₁₃ N	55751-54-7	149.233			120 ¹⁶	0.9574 ²⁰		s EtOH, ace, bz; sl ctc
1504	4-Butylaniline		C ₁₀ H ₁₃ N	104-13-2	149.233	pa ye		261	0.945 ²⁰		sl ctc
1505	4-sec-Butylaniline		C ₁₀ H ₁₃ N	30273-11-1	149.233			238	0.949 ¹⁵	1.5360 ²⁹	vs bz, eth
1506	4-tert-Butylaniline		C ₁₀ H ₁₃ N	769-92-6	149.233	ye rd (peth)	17	241	0.9525 ¹⁵	1.5380 ²⁰	sl H ₂ O; msc EtOH, eth; vs bz; s ctc



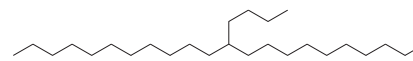
No.	Name	Synonym	Mol. Form.	CAS RN	Mol. Wt.	Physical Form	mp/°C	bp/°C	den g cm ⁻³	n _D	Solubility
1507	<i>N</i> -Butylaniline		C ₁₀ H ₁₃ N	1126-78-9	149.233	liq	-14.4	254(9)	0.9323 ²⁰	1.5341 ²⁰	vs eth, EtOH
1508	<i>N-tert</i> -Butylaniline		C ₁₀ H ₁₃ N	937-33-7	149.233			215		1.5270 ²⁰	s EtOH; vs ace, bz, chl
1509	2- <i>tert</i> -Butyl-9,10-anthracene-dione		C ₁₈ H ₁₆ O ₂	84-47-9	264.319		99				s ctc, CS ₂
1510	<i>tert</i> -Butyl azidoformate	<i>tert</i> -Butyl carbonazidate	C ₅ H ₉ N ₃ O ₂	1070-19-5	143.144	unstab >80		73 ⁷⁰			
1511	4-Butylbenzaldehyde		C ₁₁ H ₁₄ O	1200-14-2	162.228			123 ⁷		1.5265	
1512	4- <i>tert</i> -Butylbenzaldehyde		C ₁₁ H ₁₄ O	939-97-9	162.228	liq		107 ¹¹	0.970	1.5270 ²⁰	
1513	Butylbenzene	1-Phenylbutane	C ₁₀ H ₁₄	104-51-8	134.218	liq	-87.81(0.05)	183.3(0.3)	0.8601 ²⁰	1.4898 ²⁰	i H ₂ O; msc EtOH, eth, ace, bz, peth, ctc
1514	<i>sec</i> -Butylbenzene, (±)-	2-Phenylbutane	C ₁₀ H ₁₄	36383-15-0	134.218	liq	-75.5(0.3)	173.3(0.4)	0.8621 ²⁰	1.4902 ²⁰	i H ₂ O; msc EtOH, eth, ace, bz, peth, ctc
1515	<i>tert</i> -Butylbenzene	(1,1-Dimethylethyl)benzene	C ₁₀ H ₁₄	98-06-6	134.218	liq	-57.84(0.04)	169.1(0.3)	0.8665 ²⁰	1.4927 ²⁰	i H ₂ O; msc EtOH, eth; msc ace, bz
1516	4- <i>tert</i> -Butyl-1,2-benzenediol		C ₁₀ H ₁₄ O ₂	98-29-3	166.217		54(2)	286(1)			s tfa
1517	2- <i>tert</i> -Butyl-1,4-benzenediol		C ₁₀ H ₁₄ O ₂	1948-33-0	166.217		128				
1518	<i>N-tert</i> -Butylbenzenemethanamine		C ₁₁ H ₁₇ N	3378-72-1	163.260			75 ⁵		1.4951 ²⁵	
1519	4- <i>tert</i> -Butylbenzenemethanol		C ₁₁ H ₁₆ O	877-65-6	164.244			236	0.928 ²⁵	1.5179 ²⁰	
1520	Butyl benzoate		C ₁₁ H ₁₄ O ₂	136-60-7	178.228	liq	-22.4(0.4)	249(3)	1.000 ²⁰	1.4940 ²⁵	i H ₂ O; msc EtOH, eth; s ace; sl ctc
1521	2- <i>tert</i> -Butylbenzoic acid		C ₁₁ H ₁₄ O ₂	1077-58-3	178.228	pl (dil al)	80.5(0.3)				vs EtOH
1522	3- <i>tert</i> -Butylbenzoic acid		C ₁₁ H ₁₄ O ₂	7498-54-6	178.228	nd (peth)	127.3(0.5)				vs EtOH, peth
1523	4- <i>tert</i> -Butylbenzoic acid	<i>p-tert</i> -Butylbenzoic acid	C ₁₁ H ₁₄ O ₂	98-73-7	178.228	nd (dil al)	164(2)				i H ₂ O; vs EtOH, bz; s chl
1524	4-Butylbenzoyl chloride		C ₁₁ H ₁₃ ClO	28788-62-7	196.673			155 ²⁶	1.051 ²⁵	1.5351 ²⁰	
1525	4- <i>tert</i> -Butylbenzoyl chloride		C ₁₁ H ₁₃ ClO	1710-98-1	196.673			266	1.007 ²⁵	1.5364 ²⁰	
1526	2-Butyl-1,1'-biphenyl		C ₁₆ H ₁₈	54532-97-7	210.314	liq	-9.6(0.2)	292(3)	0.9676 ²⁰	1.5604 ²⁰	
1527	<i>tert</i> -Butyl bromoacetate		C ₆ H ₁₁ BrO ₂	5292-43-3	195.054			73 ²⁵		1.4430 ²⁰	vs eth, EtOH
1528	Butyl butanoate		C ₈ H ₁₆ O ₂	109-21-7	144.212	liq	-91.5(0.1)	164.95(0.1)	0.8700 ²⁰	1.4075 ²⁰	i H ₂ O; msc EtOH, eth; s ctc
1529	Butyl <i>cis</i> -2-butenedioate	Monobutyl maleate	C ₈ H ₁₂ O ₄	925-21-3	172.179	oil			1.09 ²⁵		
1530	Butyl carbamate		C ₈ H ₁₁ NO ₂	592-35-8	117.147	pr	53	204 dec			vs EtOH; sl chl
1531	Butyl chloroacetate		C ₆ H ₁₁ ClO ₂	590-02-3	150.603			181(3)	1.0704 ²⁰	1.4297 ²⁰	vs eth, EtOH
1532	<i>tert</i> -Butyl chloroacetate		C ₆ H ₁₁ ClO ₂	107-59-5	150.603			150		1.4260 ²⁰	dec H ₂ O
1533	Butylchlorodimethylsilane		C ₆ H ₁₅ ClSi	1000-50-6	150.722			139	0.876 ²⁰	1.5145 ²⁰	
1534	Butyl chloroformate		C ₅ H ₉ ClO ₂	592-34-7	136.577			142	1.074 ²⁵	1.4114 ²⁰	msc eth; s ace; sl ctc
1535	<i>N</i> -Butyl-4-chloro-2-hydroxybenzamide	Buclosamide	C ₁₁ H ₁₄ ClNO ₂	575-74-6	227.688		91.5				
1536	Butyl 2-chloropropanoate		C ₇ H ₁₃ ClO ₂	54819-86-2	164.630			184	1.0253 ²⁰	1.4263 ²⁰	vs eth
1537	Butyl 3-chloropropanoate		C ₇ H ₁₃ ClO ₂	27387-79-7	164.630			104 ²²	1.0370 ²⁰	1.4321 ²⁰	vs H ₂ O, eth
1538	<i>tert</i> -Butyl chromate		C ₈ H ₁₅ CrO ₄	1189-85-1	230.223	red cry (peth)	-5				reac H ₂ O
1539	Butyl citrate		C ₁₈ H ₃₂ O ₇	77-94-1	360.443		-20	233 ²²	1.043 ²⁰	1.4460 ²⁰	
1540	Butyl cyanoacetate		C ₇ H ₁₁ NO ₂	5459-58-5	141.168			231	1.0010 ²⁰	1.4200 ²⁰	
1541	Butylcyclohexane		C ₁₀ H ₂₀	1678-93-9	140.266	liq	-74.68(0.05)	180.9(0.6)	0.7902 ²⁰	1.4408 ²⁰	i H ₂ O
1542	<i>sec</i> -Butylcyclohexane		C ₁₀ H ₂₀	7058-01-7	140.266			179.3(0.5)	0.8131 ²⁰	1.4467 ²⁰	i H ₂ O; s ace
1543	<i>tert</i> -Butylcyclohexane		C ₁₀ H ₂₀	3178-22-1	140.266	liq	-41.2(0.3)	171.6(0.4)	0.8127 ²⁰	1.4469 ²⁰	i H ₂ O
1544	2- <i>tert</i> -Butylcyclohexanol		C ₁₀ H ₂₀ O	13491-79-7	156.265		45	139 ⁹⁵	0.902 ²⁵		
1545	<i>cis</i> -4- <i>tert</i> -Butylcyclohexanol		C ₁₀ H ₂₀ O	937-05-3	156.265		82(3)	112 ¹⁵			
1546	<i>trans</i> -4- <i>tert</i> -Butylcyclohexanol		C ₁₀ H ₂₀ O	21862-63-5	156.265		83	112 ¹⁵			
1547	4- <i>tert</i> -Butylcyclohexanone		C ₁₀ H ₁₈ O	98-53-3	154.249		48(3)	90 ⁹			
1548	Butylcyclohexylamine	<i>N</i> -Butylcyclohexanamine	C ₁₀ H ₂₁ N	10108-56-2	155.281		208.3				sl H ₂ O, ctc; vs EtOH, eth
1549	Butyl cyclohexyl phthalate		C ₁₈ H ₂₄ O ₄	84-64-0	304.382	col liq			1.076 ²⁵		sl H ₂ O; misc os
1550	Butylcyclopentane		C ₉ H ₁₈	2040-95-1	126.239	liq	-107.95(0.05)	156(1)	0.7846 ²⁰	1.4316 ²⁰	vs ace, bz, eth, EtOH
1551	Butyl dichloroacetate		C ₆ H ₁₀ Cl ₂ O ₂	29003-73-4	185.048			193.5	1.1820 ²⁰	1.4420 ²⁰	vs eth, EtOH
1552	Butyl (2,4-dichlorophenoxy) acetate	2,4-D Butyl ester acetate	C ₁₂ H ₁₄ Cl ₂ O ₃	94-80-4	277.143		9	133 ¹			
1553	5-Butyldihydro-2(3 <i>H</i>)-furanone		C ₈ H ₁₄ O ₂	104-50-7	142.196			132 ²⁰	0.9796 ¹⁹	1.4451 ¹⁹	s EtOH; sl ctc
1554	Butyldimethylamine	<i>N,N</i> -Dimethyl-1-butanamine	C ₆ H ₁₅ N	927-62-8	101.190			92.2(0.7)	0.7206 ²⁰	1.3970 ²⁰	msc H ₂ O, EtOH, eth, ace, bz
1555	1- <i>tert</i> -Butyl-3,5-dimethylbenzene		C ₁₂ H ₁₈	98-19-1	162.271	liq	-18(2)	207(1)	0.8668 ²⁰		s ctc

 1507 <i>N</i> -Butylaniline	 1508 <i>N</i> - <i>tert</i> -Butylaniline	 1509 2- <i>tert</i> -Butyl-9,10-anthracenedione	 1510 <i>tert</i> -Butyl azidoformate	 1511 4-Butylbenzaldehyde	 1512 4- <i>tert</i> -Butylbenzaldehyde	 1513 Butylbenzene
 1514 <i>sec</i> -Butylbenzene, (±)-	 1515 <i>tert</i> -Butylbenzene	 1516 4- <i>tert</i> -Butyl-1,2-benzenediol	 1517 2- <i>tert</i> -Butyl-1,4-benzenediol	 1518 <i>N</i> - <i>tert</i> -Butylbenzenemethanamine	 1519 4- <i>tert</i> -Butylbenzenemethanol	
 1520 Butyl benzoate	 1521 2- <i>tert</i> -Butylbenzoic acid	 1522 3- <i>tert</i> -Butylbenzoic acid	 1523 4- <i>tert</i> -Butylbenzoic acid	 1524 4-Butylbenzoyl chloride	 1525 4- <i>tert</i> -Butylbenzoyl chloride	 1526 2-Butyl-1,1'-biphenyl
 1527 <i>tert</i> -Butyl bromoacetate	 1528 Butyl butanoate	 1529 Butyl <i>cis</i> -2-butenedioate	 1530 Butyl carbamate	 1531 Butyl chloroacetate	 1532 <i>tert</i> -Butyl chloroacetate	
 1533 Butylchlorodimethylsilane	 1534 Butyl chloroformate	 1535 <i>N</i> -Butyl-4-chloro-2-hydroxybenzamide	 1536 Butyl 2-chloropropanoate	 1537 Butyl 3-chloropropanoate	 1538 <i>tert</i> -Butyl chromate	
 1539 Butyl citrate	 1540 Butyl cyanoacetate	 1541 Butylcyclohexane	 1542 <i>sec</i> -Butylcyclohexane	 1543 <i>tert</i> -Butylcyclohexane		
 1544 2- <i>tert</i> -Butylcyclohexanol	 1545 <i>cis</i> -4- <i>tert</i> -Butylcyclohexanol	 1546 <i>trans</i> -4- <i>tert</i> -Butylcyclohexanol	 1547 4- <i>tert</i> -Butylcyclohexanone	 1548 Butylcyclohexylamine	 1549 Butyl cyclohexyl phthalate	
 1550 Butylcyclopentane	 1551 Butyl dichloroacetate	 1552 Butyl (2,4-dichlorophenoxy)acetate	 1553 5-Butylidihydro-2(3 <i>H</i>)-furanone	 1554 Butyldimethylamine	 1555 1- <i>tert</i> -Butyl-3,5-dimethylbenzene	

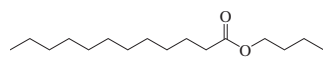
No.	Name	Synonym	Mol. Form.	CAS RN	Mol. Wt.	Physical Form	mp/°C	bp/°C	den g cm ⁻³	n _D	Solubility
1556	4- <i>tert</i> -Butyl-2,6-dimethyl-3,5-dinitroacetophenone	Musk ketone	C ₁₄ H ₁₈ N ₂ O ₅	81-14-1	294.303	ye cry	135.5				vs chl
1557	2- <i>tert</i> -Butyl-4,6-dimethylphenol		C ₁₂ H ₁₈ O	1879-09-0	178.270		22.3	247(9)	0.917 ⁸⁰	1.5183 ²⁰	i alk
1558	4- <i>tert</i> -Butyl-2,5-dimethylphenol		C ₁₂ H ₁₈ O	17696-37-6	178.270		71.2	262(27)	0.939 ⁸⁰	1.5311 ²⁰	s alk
1559	4- <i>tert</i> -Butyl-2,6-dimethylphenol		C ₁₂ H ₁₈ O	879-97-0	178.270		82.4	248	0.916 ⁸⁰		s alk
1560	1- <i>tert</i> -Butyl-3,5-dimethyl-2,4,6-trinitrobenzene		C ₁₂ H ₁₅ N ₃ O ₆	81-15-2	297.263	pl, nd (al)	111.5(0.2)				i H ₂ O; sl EtOH; s eth, chl
1561	2- <i>tert</i> -Butyl-4,6-dinitrophenol		C ₁₀ H ₁₂ N ₂ O ₅	1420-07-1	240.212	ye solid	126				
1562	5-Butyldocosane		C ₂₆ H ₅₄	55282-16-1	366.707		208	244 ¹⁰	0.8058 ²⁰	1.4503 ²⁰	
1563	11-Butyldocosane		C ₂₆ H ₅₄	13475-76-8	366.707			242.5 ¹⁰	0.8041 ²⁰	1.4499 ²⁰	
1564	Butyl dodecanoate		C ₁₈ H ₃₂ O ₂	106-18-3	256.424			180 ¹⁸			
1565	Butylethylamine	<i>N</i> -Ethyl-1-butanamine	C ₆ H ₁₃ N	13360-63-9	101.190			104.8(0.8)	0.7398 ²⁰	1.4040 ²⁰	msc EtOH, eth, ace, bz
1566	1- <i>tert</i> -Butyl-4-ethylbenzene		C ₁₂ H ₁₈	7364-19-4	162.271	liq	-38.4	211	0.8641 ²⁰		
1567	Butyl ethyl ether	Ethyl butyl ether	C ₈ H ₁₈ O	628-81-9	102.174	liq	-124	89(2)	0.7495 ²⁰	1.3818 ²⁰	i H ₂ O; msc EtOH, eth; vs ace
1568	<i>sec</i> -Butyl ethyl ether		C ₈ H ₁₈ O	2679-87-0	102.174			81(4)	0.7503 ²⁰	1.3802 ²⁰	i H ₂ O; vs EtOH, eth
1569	<i>tert</i> -Butyl ethyl ether	Ethyl <i>tert</i> -butyl ether	C ₈ H ₁₈ O	637-92-3	102.174	liq	-94.0(0.3)	72.7(0.1)	0.736 ²⁵	1.3756 ²⁰	i H ₂ O; vs EtOH, eth
1570	2- <i>tert</i> -Butyl-4-ethylphenol		C ₁₂ H ₁₈ O	96-70-8	178.270		23	250			
1571	2-Butyl-2-ethyl-1,3-propanediol		C ₉ H ₂₀ O ₂	115-84-4	160.254	wh cry	43(2)	269.0(0.2)	0.927 ⁵⁰	1.4587 ²⁵	sl H ₂ O, ace; s EtOH
1572	5-Butyl-5-ethyl-2,4,6-(1 <i>H</i> ,3 <i>H</i> ,5 <i>H</i>)-pyrimidine-trione	Butethal	C ₁₀ H ₁₆ N ₂ O ₃	77-28-1	212.245		123(1)				
1573	Butyl ethyl sulfide		C ₈ H ₁₈ S	638-46-0	118.240	liq	-95.1(0.2)	144.2(0.8)	0.8376 ²⁰	1.4492 ¹⁰	vs EtOH; s chl
1574	<i>tert</i> -Butyl ethyl sulfide	2-Methyl-2-propanethiol	C ₈ H ₁₈ S	14290-92-7	118.240	liq	-85.9(0.3)	120.4(0.6)			
1575	<i>N</i> - <i>tert</i> -Butylformamide		C ₈ H ₁₁ NO	2425-74-3	101.147	liq	16	202	0.903	1.4330 ²⁰	
1576	Butyl formate		C ₅ H ₁₀ O ₂	592-84-7	102.132	liq	-90.0(0.4)	106.1(0.1)	0.8958 ²⁰	1.3887 ²⁰	sl H ₂ O; s ace; msc EtOH, eth
1577	<i>sec</i> -Butyl formate		C ₅ H ₁₀ O ₂	589-40-2	102.132			93.6(0.3)	0.8846 ²⁰	1.3865 ²⁰	sl H ₂ O; s ace; msc EtOH, eth
1578	<i>tert</i> -Butyl formate	1,1-Dimethylethyl formate	C ₅ H ₁₀ O ₂	762-75-4	102.132	liq		83(6)	0.872	1.3790 ²⁰	
1579	Butyl glycidyl ether		C ₇ H ₁₄ O ₂	2426-08-6	130.185			171(18)	0.918 ²⁰		
1580	Butyl heptanoate	Butyl enanthate	C ₁₁ H ₂₂ O ₂	5454-28-4	186.292	liq	-68(1)	225(4)	0.8638 ²⁰	1.4204 ²⁰	vs ace, bz, eth, EtOH
1581	Butyl hexanoate	Butyl caproate	C ₁₀ H ₂₀ O ₂	626-82-4	172.265	liq	-50.0(0.5)	204(3)	0.8653 ²⁰	1.4152 ²⁰	i H ₂ O; s EtOH; msc eth
1582	<i>tert</i> -Butylhydrazine hydrochloride		C ₄ H ₁₃ ClN ₂	7400-27-3	124.612		192.5				
1583	Butyl hydrogen succinate	Monobutyl succinate	C ₈ H ₁₄ O ₄	5150-93-6	174.195		8.6	136.5 ³	1.0732 ²⁰	1.4360 ²⁰	
1584	<i>tert</i> -Butyl hydroperoxide		C ₄ H ₁₀ O ₂	75-91-2	90.121	liq	6	89 dec	0.8960 ²⁰	1.4015 ²⁰	s H ₂ O, EtOH, eth, ctc, chl
1585	<i>tert</i> -Butyl-4-hydroxyanisole	Butylated hydroxyanisole	C ₁₁ H ₁₆ O ₂	25013-16-5	180.244	wax	51	268			i H ₂ O; s peth, EtOH
1586	Butyl 2-hydroxybenzoate		C ₁₁ H ₁₄ O ₃	2052-14-4	194.227	liq	-5.9	271	1.0728 ²⁰	1.5115 ²⁰	sl ctc
1587	Butyl 4-hydroxybenzoate	Butylparaben	C ₁₁ H ₁₄ O ₃	94-26-8	194.227		68.5				sl H ₂ O, ctc; s EtOH
1588	Butyl <i>cis</i> -12-hydroxy-9-octadecenoate, (<i>R</i>)-	Butyl ricinoleate	C ₂₂ H ₄₂ O ₃	151-13-3	354.566			275 ¹³	0.9058 ²²	1.4566 ²²	vs eth
1589	<i>tert</i> -Butyl hypochlorite		C ₄ H ₉ ClO	507-40-4	108.566	ye liq		77.5	0.9583 ¹⁸	1.403 ²⁰	i H ₂ O; vs eth, bz; s ace
1590	Butyl isobutyl ether		C ₈ H ₁₈ O	17071-47-5	130.228	liq		135(8)	0.763 ¹⁵	1.4077 ²¹	vs ace, eth, EtOH
1591	<i>tert</i> -Butyl isobutyl ether		C ₈ H ₁₈ O	33021-02-2	130.228	liq		112.9(0.3)			
1592	Butyl isocyanate		C ₅ H ₉ NO	111-36-4	99.131			125(3)	0.880 ²⁰	1.4060 ²⁰	
1593	Butyl isocyanide		C ₅ H ₉ N	2769-64-4	83.132			120	0.78 ²⁰		vs eth, EtOH
1594	<i>tert</i> -Butyl isopropyl ether		C ₇ H ₁₆ O	17348-59-3	116.201	liq	-88.3(0.4)	87.3(0.3)	0.7365 ²⁵		s chl
1595	Butyl isothiocyanate	1-Isothiocyanatobutane	C ₅ H ₉ NS	592-82-5	115.197			167(7)	0.9546 ²⁰	1.501 ²⁰	vs eth, EtOH
1596	<i>sec</i> -Butyl isothiocyanate, (±)-	2-Isothiocyanatobutane, (±)	C ₅ H ₉ NS	116724-11-9	115.197			159.5	0.944 ¹²		vs eth, EtOH
1597	<i>tert</i> -Butyl isothiocyanate	2-Isothiocyanato-2-methylpropane	C ₅ H ₉ NS	590-42-1	115.197		10.5	140	0.9187 ¹⁰		
1598	Butyl lactate		C ₇ H ₁₄ O ₃	34451-18-8	146.184			77 ¹⁰	0.9744 ²⁷		vs eth, EtOH
1599	Butyl methacrylate		C ₈ H ₁₄ O ₂	97-88-1	142.196			163.7(0.8)	0.8936 ²⁰	1.4240 ²⁰	vs eth, EtOH
1600	<i>tert</i> -Butyl methacrylate		C ₈ H ₁₄ O ₂	585-07-9	142.196			135.2			

4-*tert*-Butyl-2,6-dimethyl-3,5-dinitroacetophenone2-*tert*-Butyl-4,6-dimethylphenol4-*tert*-Butyl-2,5-dimethylphenol4-*tert*-Butyl-2,6-dimethylphenol1-*tert*-Butyl-3,5-dimethyl-2,4,6-trinitrobenzene2-*tert*-Butyl-4,6-dinitrophenol

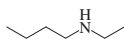
5-Butylidocosane



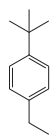
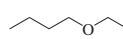
11-Butylidocosane



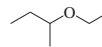
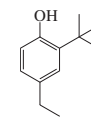
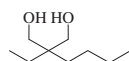
Butyl dodecanoate



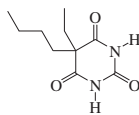
Butylethylamine

1-*tert*-Butyl-4-ethylbenzene

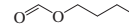
Butyl ethyl ether

*sec*-Butyl ethyl ether*tert*-Butyl ethyl ether2-*tert*-Butyl-4-ethylphenol

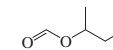
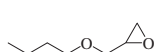
2-Butyl-2-ethyl-1,3-propanediol

5-Butyl-5-ethyl-2,4,6-(1*H*,3*H*,5*H*)-pyrimidinetrione

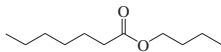
Butyl ethyl sulfide

*tert*-Butyl ethyl sulfide*N-tert*-Butylformamide

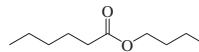
Butyl formate

*sec*-Butyl formate*tert*-Butyl formate

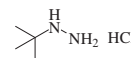
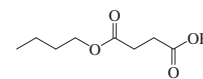
Butyl glycidyl ether



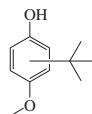
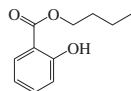
Butyl heptanoate



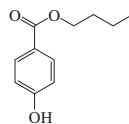
Butyl hexanoate

*tert*-Butylhydrazine hydrochloride

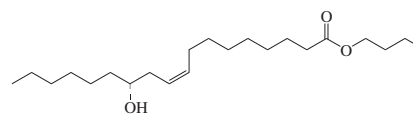
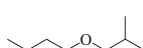
Butyl hydrogen succinate

*tert*-Butyl hydroperoxide*tert*-Butyl 4-hydroxyanisole

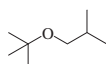
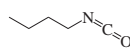
Butyl 2-hydroxybenzoate



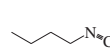
Butyl 4-hydroxybenzoate

Butyl *cis*-12-hydroxy-9-octadecenoate, (*R*)-*tert*-Butyl hypochlorite

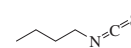
Butyl isobutyl ether

*tert*-Butyl isobutyl ether

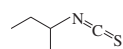
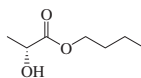
Butyl isocyanate



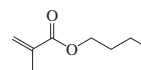
Butyl isocyanide

*tert*-Butyl isopropyl ether

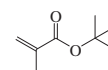
Butyl isothiocyanate

*sec*-Butyl isothiocyanate, (\pm)-*tert*-Butyl isothiocyanate

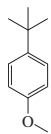
Butyl lactate



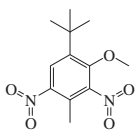
Butyl methacrylate

*tert*-Butyl methacrylate

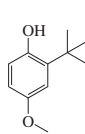
No.	Name	Synonym	Mol. Form.	CAS RN	Mol. Wt.	Physical Form	mp/°C	bp/°C	den g cm ⁻³	n _D	Solubility
1601	1- <i>tert</i> -Butyl-4-methoxybenzene		C ₁₁ H ₁₆ O	5396-38-3	164.244		19.1(0.3)	223(5)	0.9383 ²⁰	1.5039 ²⁰	
1602	1- <i>tert</i> -Butyl-2-methoxy-4-methyl-3,5-dinitrobenzene		C ₁₂ H ₁₆ N ₂ O ₅	83-66-9	268.265	pa ye lf (al)	85	185 ¹⁶			i H ₂ O; sl EtOH; s eth, chl
1603	2- <i>tert</i> -Butyl-4-methoxyphenol		C ₁₁ H ₁₆ O ₂	121-00-6	180.244			184 ⁵⁰			
1604	3- <i>tert</i> -Butyl-4-methoxyphenol		C ₁₁ H ₁₆ O ₂	88-32-4	180.244		65				
1605	Butylmethylamine	<i>N</i> -Methyl-1-butanamine	C ₅ H ₁₃ N	110-68-9	87.164			91(2)	0.7637 ¹⁵		
1606	1- <i>tert</i> -Butyl-2-methylbenzene	2- <i>tert</i> -Butyltoluene	C ₁₁ H ₁₆	1074-92-6	148.245	liq	-50.3(0.2)	200(4)	0.8897 ²⁰	1.5076 ²⁰	vs ace, bz, eth, EtOH
1607	1- <i>tert</i> -Butyl-3-methylbenzene	3- <i>tert</i> -Butyltoluene	C ₁₁ H ₁₆	1075-38-3	148.245	liq	-41.36(0.08)	204(5)	0.8657 ²⁰	1.4944 ²⁰	vs ace, bz, eth, EtOH
1608	1- <i>tert</i> -Butyl-4-methylbenzene	4- <i>tert</i> -Butyltoluene	C ₁₁ H ₁₆	98-51-1	148.245	liq	-52.49(0.08)	193(3)	0.8612 ²⁰	1.4918 ²⁰	i H ₂ O; sl EtOH; vs eth, chl; s ace, bz
1609	Butyl 2-methylbutanoate	Butyl <i>o</i> -toluate	C ₉ H ₁₈ O ₂	15706-73-7	158.238			179(7)	0.8620 ²⁰	1.4135 ²⁰	
1610	Butyl 3-methylbutanoate	Butyl <i>p</i> -toluate	C ₉ H ₁₈ O ₂	109-19-3	158.238					1.4058 ²⁵	
1611	Butyl methyl ether		C ₅ H ₁₂ O	628-28-4	88.148	liq	-115.7(0.1)	70.1(0.3)	0.7392 ²⁵	1.3736 ²⁰	i H ₂ O; msc EtOH, eth; s ace
1612	<i>sec</i> -Butyl methyl ether		C ₅ H ₁₂ O	116783-23-4	88.148			59.1	0.7415 ²⁰	1.3680 ²⁵	vs ace, eth, EtOH
1613	2- <i>tert</i> -Butyl-4-methylphenol		C ₁₁ H ₁₆ O	2409-55-4	164.244		52.3(0.9)	236(7)	0.9247 ⁷⁵	1.4969 ⁷⁵	sl H ₂ O; s ace, bz, chl
1614	2- <i>tert</i> -Butyl-5-methylphenol		C ₁₁ H ₁₆ O	88-60-8	164.244		46.5	127 ¹¹	0.922 ⁸⁰	1.5250 ²⁰	i H ₂ O; s EtOH, eth, ace
1615	2- <i>tert</i> -Butyl-6-methylphenol		C ₁₁ H ₁₆ O	2219-82-1	164.244		29(1)	233(7)	0.9240 ⁸⁰	1.5195 ²⁰	
1616	4- <i>tert</i> -Butyl-2-methylphenol		C ₁₁ H ₁₆ O	98-27-1	164.244		27.5	256(4)	0.965 ²⁰	1.5230 ²⁰	i H ₂ O; s eth, ace, bz
1617	Butyl methyl sulfide		C ₅ H ₁₂ S	628-29-5	104.214	liq	-97.81(0.05)	123.4(0.5)	0.8426 ²⁰	1.4477 ²⁰	vs EtOH, MeOH
1618	<i>tert</i> -Butyl methyl sulfide		C ₅ H ₁₂ S	6163-64-0	104.214	liq		98.9(0.3)			
1619	4-Butylmorpholine		C ₈ H ₁₇ NO	1005-67-0	143.227	liq	-57.1	213.5	0.9068 ²⁰	1.4451 ²⁰	vs H ₂ O, ace, bz, EtOH
1620	1-Butylnaphthalene		C ₁₄ H ₁₆	1634-09-9	184.277	liq	-19.7(0.2)	288(5)	0.9738 ²⁰	1.5819 ²⁰	i H ₂ O; s EtOH, eth, ace, bz
1621	2-Butylnaphthalene		C ₁₄ H ₁₆	1134-62-9	184.277	liq	-7(4)	286(5)	0.9673 ²⁰	1.5777 ²⁰	vs ace, bz, EtOH
1622	Butyl nitrate		C ₄ H ₉ NO ₃	928-45-0	119.119			133	1.0228 ³⁰	1.4013 ²³	i H ₂ O; s EtOH, eth; sl ctc
1623	Butyl nitrite		C ₄ H ₉ NO ₂	544-16-1	103.120			78	0.9114 ²⁵	1.3762 ²⁰	msc EtOH, eth
1624	<i>tert</i> -Butyl nitrite		C ₄ H ₉ NO ₂	540-80-7	103.120	pa ye liq		64(2)	0.8670 ²⁰	1.368 ²⁰	sl H ₂ O; s EtOH, eth, chl, CS ₂
1625	<i>sec</i> -Butyl nitrite		C ₄ H ₉ NO ₂	924-43-6	103.120			65(2)	0.8726 ²⁰	1.3710 ²⁰	vs eth, EtOH, chl
1626	4-(Butylnitrosoamino)-1-butanol	<i>N</i> -Butyl- <i>N</i> -(4-hydroxybutyl)-nitrosamine	C ₈ H ₁₈ N ₂ O ₂	3817-11-6	174.241			115 ^{0.01}			
1627	5-Butylnonane		C ₁₃ H ₂₈	17312-63-9	184.361			219(5)	0.7635 ¹⁸	1.4273 ¹⁸	
1628	Butyl nonanoate	Butyl pelargonate	C ₁₃ H ₂₆ O ₂	50623-57-9	214.344		-38.0(0.7)	123 ²⁰	0.8520 ²⁵	1.4262 ²⁵	
1629	Butyl octanoate		C ₁₂ H ₂₄ O ₂	589-75-3	200.318	liq	-42.9(0.5)	240(4)	0.8628 ²⁰	1.4232 ²⁵	vs ace, eth, EtOH
1630	2-Butyl-1-octanol		C ₁₂ H ₂₆ O	3913-02-8	186.333			248(23)	0.891 ²⁰		
1631	Butyl oleate	Butyl <i>cis</i> -9-octadecenoate	C ₂₂ H ₄₂ O ₂	142-77-8	338.567	ye cry	-26.4	227 ¹⁵	0.8704 ¹⁵	1.4480 ²⁵	vs EtOH
1632	<i>tert</i> -Butyl 3-oxobutanoate		C ₈ H ₁₄ O ₃	1694-31-1	158.195			71.5 ¹¹	0.9756 ²⁰	1.4180 ²⁰	
1633	Butyl 4-oxopentanoate	Butyl levulinate	C ₉ H ₁₆ O ₃	2052-15-5	172.221			237.5	0.9735 ²⁰	1.4290 ²⁰	sl chl
1634	Butyl palmitate	Butyl hexadecanoate	C ₂₀ H ₄₀ O ₂	111-06-8	312.531	cry (dil al)	16(2)			1.4312 ²⁰	i H ₂ O; s EtOH, eth
1635	Butyl pentanoate		C ₉ H ₁₈ O ₂	591-68-4	158.238	liq	-83.77(0.02)	186(5)	0.8710 ¹⁵	1.4128 ²⁰	sl H ₂ O; s EtOH, eth
1636	<i>sec</i> -Butyl pentanoate		C ₉ H ₁₈ O ₂	116836-32-9	158.238			174.5	0.8605 ²⁰	1.4070 ²⁰	vs bz, eth, py, EtOH
1637	4-(1-Butylpentyl)pyridine		C ₁₄ H ₂₃ N	2961-47-9	205.340			265	0.8878 ²⁵	1.4846 ²⁵	
1638	<i>tert</i> -Butyl peroxybenzoate	Benzoyl <i>tert</i> -butyl peroxide	C ₁₁ H ₁₄ O ₃	614-45-9	194.227			75 ^{0.2}	1.021 ²⁵	1.4990 ²⁰	
1639	2-Butylphenol		C ₁₀ H ₁₄ O	3180-09-4	150.217	liq	-20(2)	234(5)	0.975 ²⁰	1.5180 ²⁵	i H ₂ O; s EtOH, eth, alk
1640	2- <i>sec</i> -Butylphenol		C ₁₀ H ₁₄ O	89-72-5	150.217		18(3)	229(3)	0.9804 ²⁵	1.5200 ²⁵	
1641	2- <i>tert</i> -Butylphenol		C ₁₀ H ₁₄ O	88-18-6	150.217	liq	-5.6(0.2)	224.3(0.6)	0.9783 ²⁰	1.5160 ²⁰	s EtOH, ctc, alk; vs eth
1642	3-Butylphenol		C ₁₀ H ₁₄ O	4074-43-5	150.217			249(4)	0.974 ²⁰		vs eth, EtOH
1643	3- <i>tert</i> -Butylphenol		C ₁₀ H ₁₄ O	585-34-2	150.217	nd (peth)	47(1)	240			s EtOH, alk; vs eth
1644	4-Butylphenol		C ₁₀ H ₁₄ O	1638-22-8	150.217		22	251(4)	0.976 ²²	1.5165 ²⁵	i H ₂ O; s EtOH, eth, alk; sl ctc
1645	4- <i>sec</i> -Butylphenol	4-(1-Methylpropyl)phenol	C ₁₀ H ₁₄ O	99-71-8	150.217		60(1)	243(3)	0.986 ²⁰	1.5182 ²¹	i H ₂ O; s EtOH, alk; vs eth



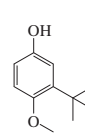
1601
1-*tert*-Butyl-4-methoxybenzene



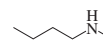
1602
1-*tert*-Butyl-2-methoxy-4-methyl-3,5-dinitrobenzene



1603
2-*tert*-Butyl-4-methoxyphenol



1604
3-*tert*-Butyl-4-methoxyphenol



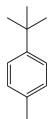
1605
Butylmethylamine



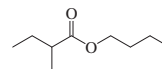
1606
1-*tert*-Butyl-2-methylbenzene



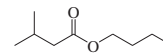
1607
1-*tert*-Butyl-3-methylbenzene



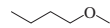
1608
1-*tert*-Butyl-4-methylbenzene



1609
Butyl 2-methylbutanoate



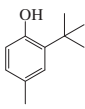
1610
Butyl 3-methylbutanoate



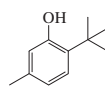
1611
Butyl methyl ether



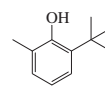
1612
sec-Butyl methyl ether



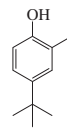
1613
2-*tert*-Butyl-4-methylphenol




1614
2-*tert*-Butyl-5-methylphenol



1615
2-*tert*-Butyl-6-methylphenol



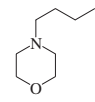
1616
4-*tert*-Butyl-2-methylphenol



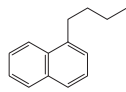
1617
Butyl methyl sulfide



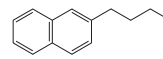
1618
tert-Butyl methyl sulfide



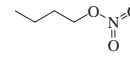
1619
4-Butylmorpholine



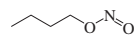
1620
1-Butylnaphthalene



1621
2-Butylnaphthalene



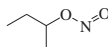
1622
Butyl nitrate



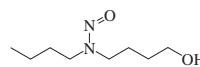
1623
Butyl nitrite



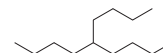
1624
tert-Butyl nitrite



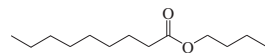
1625
sec-Butyl nitrite



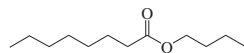
1626
4-(Butylnitrosoamino)-1-butanol



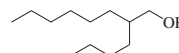
1627
5-Butylnonane



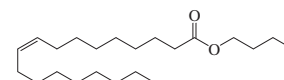
1628
Butyl nonanoate



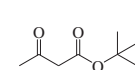
1629
Butyl octanoate



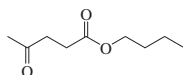
1630
2-Butyl-1-octanol



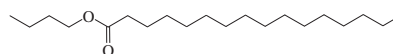
1631
Butyl oleate



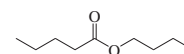
1632
tert-Butyl 3-oxobutanoate



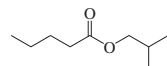
1633
Butyl 4-oxopentanoate



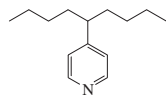
1634
Butyl palmitate



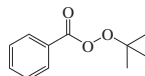
1635
Butyl pentanoate



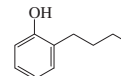
1636
sec-Butyl pentanoate



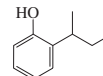
1637
4-(1-Butylpentyl)pyridine



1638
tert-Butyl peroxybenzoate



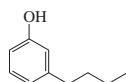
1639
2-Butylphenol



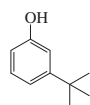
1640
2-*sec*-Butylphenol



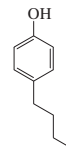
1641
2-*tert*-Butylphenol



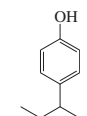
1642
3-Butylphenol



1643
3-*tert*-Butylphenol

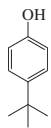
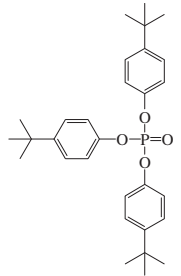
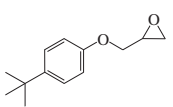
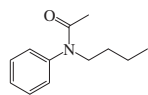
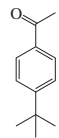
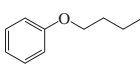

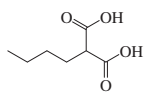
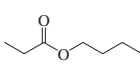
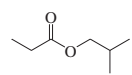
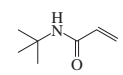
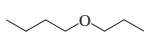
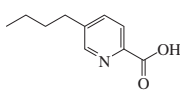
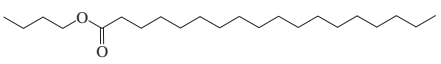
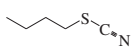
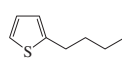
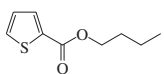
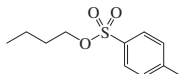
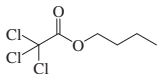
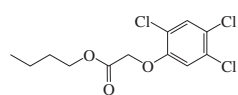
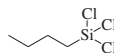
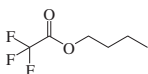
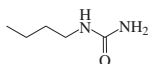
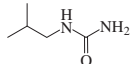
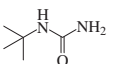
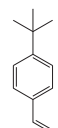





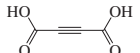
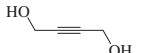
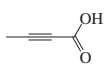

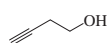


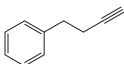

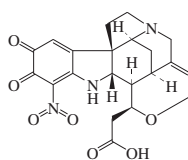


1644
4-Butylphenol

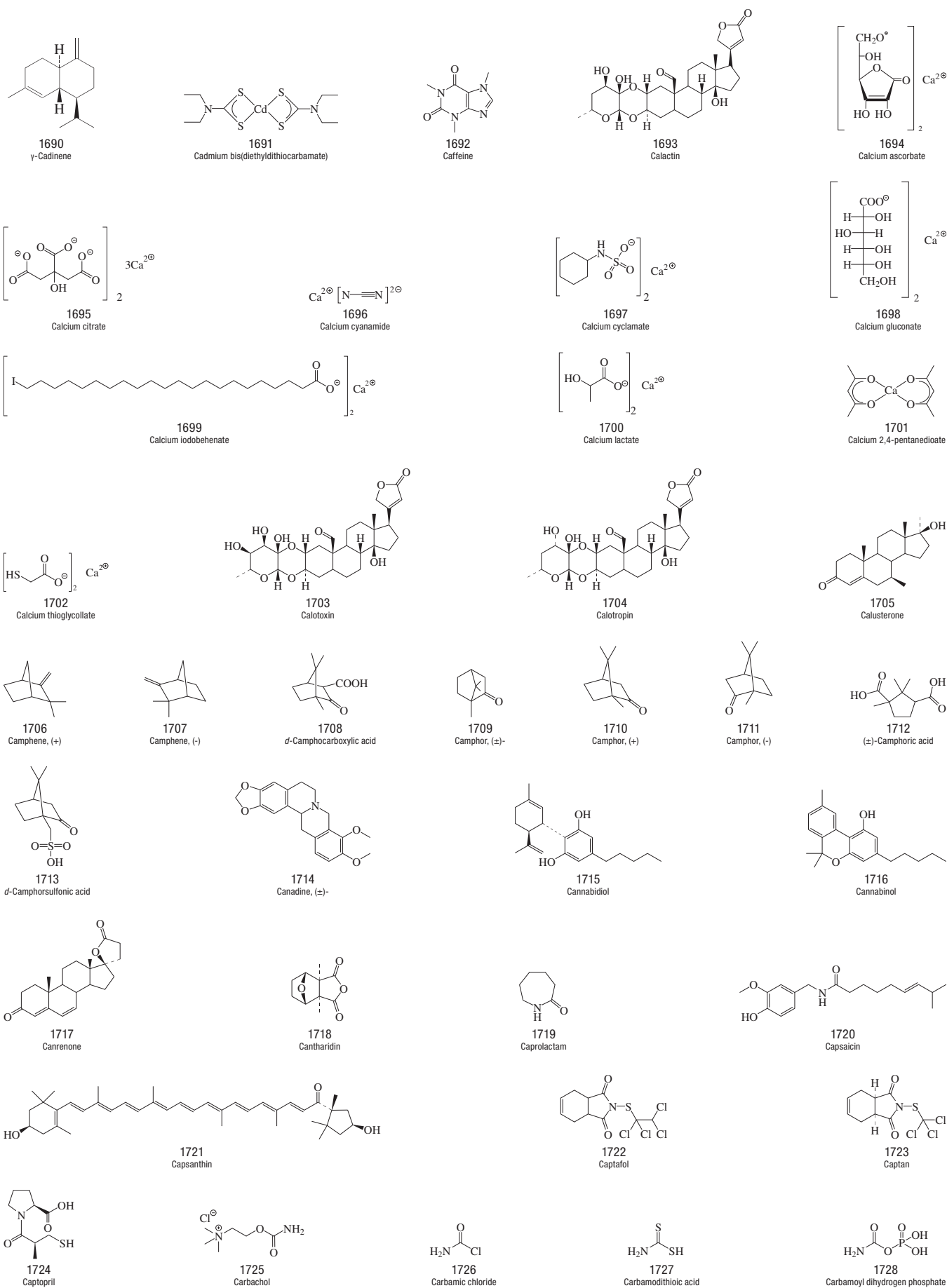


1645
4-*sec*-Butylphenol

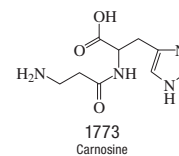
No.	Name	Synonym	Mol. Form.	CAS RN	Mol. Wt.	Physical Form	mp/°C	bp/°C	den g cm ⁻³	n _D	Solubility
1646	4- <i>tert</i> -Butylphenol		C ₁₀ H ₁₄ O	98-54-4	150.217	nd (lig)	100(2)	244(5)	0.908 ⁸⁰	1.4787 ¹¹⁴	s H ₂ O, EtOH, eth, chl, alk
1647	4- <i>tert</i> -Butylphenol, phosphate (3:1)		C ₃₀ H ₃₈ O ₄ P	78-33-1	494.602						i EtOH; sl eth, bz
1648	[(4- <i>tert</i> -Butylphenoxy)methyl]-oxirane		C ₁₃ H ₁₈ O ₂	3101-60-8	206.281			167 ¹⁴	1.036 ²⁵	1.5145 ²⁰	
1649	<i>N</i> -Butyl- <i>N</i> -phenylacetamide		C ₁₂ H ₁₇ NO	91-49-6	191.269		24.5(0.2)	281	0.9912 ²⁰	1.5146 ²⁰	sl chl
1650	1-(4- <i>tert</i> -Butylphenyl)-ethanone		C ₁₂ H ₁₆ O	943-27-1	176.254		17.7	263	0.9635 ²⁰	1.518 ¹⁵	
1651	Butyl phenyl ether	Butoxybenzene	C ₁₀ H ₁₄ O	1126-79-0	150.217	liq	-19.4	210(1)	0.9351 ²⁰	1.4969 ²⁰	s eth, ace
1652	<i>N</i> -Butylpiperidine		C ₉ H ₁₅ N	4945-48-6	141.254			174(3)	0.8245 ²⁰	1.4467 ²⁰	
1653	Butylpropanedioic acid	<i>n</i> -Butylmalonic acid	C ₇ H ₁₂ O ₄	534-59-8	160.168	pr (w)	104.5				vs H ₂ O; s EtOH, eth
1654	Butyl propanoate	Butyl propionate	C ₇ H ₁₄ O ₂	590-01-2	130.185	liq	-89.5(0.5)	145.1(0.1)	0.8754 ²⁰	1.4014 ²⁰	sl H ₂ O, ctc; msc EtOH, eth
1655	<i>sec</i> -Butyl propanoate		C ₇ H ₁₄ O ₂	591-34-4	130.185			133	0.8657 ²⁰	1.3952 ²⁰	s EtOH, eth
1656	<i>N</i> - <i>tert</i> -Butyl-2-propenamide	<i>N</i> - <i>tert</i> -Butylacrylamide	C ₇ H ₁₃ NO	107-58-4	127.184	cry (bz)	128				sl H ₂ O; i peth
1657	Butyl propyl ether		C ₇ H ₁₆ O	3073-92-5	116.201			117(4)	0.7772 ⁰		i H ₂ O; vs EtOH, eth
1658	4- <i>tert</i> -Butylpyridine		C ₉ H ₁₁ N	3978-81-2	135.206	liq	-39.7(0.5)	197(5)	0.915 ²⁵	1.4958 ²⁰	s ctc, CS ₂
1659	5-Butyl-2-pyridinecarboxylic acid	Fusaric acid	C ₁₀ H ₁₃ NO ₂	536-69-6	179.216		97				
1660	Butyl stearate		C ₂₂ H ₄₄ O ₂	123-95-5	340.583		26.56(0.02)	343	0.854 ²⁵	1.4328 ⁵⁰	i H ₂ O; s EtOH; vs ace
1661	Butyl thiocyanate	1-Thiocyanatobutane	C ₅ H ₉ NS	628-83-1	115.197			186	0.9563 ¹⁵	1.4360 ²⁰	i H ₂ O; s EtOH, eth
1662	2-Butylthiophene		C ₈ H ₁₂ S	1455-20-5	140.246			179(17)	0.9537 ²⁰	1.5090 ²⁰	
1663	Butyl thiophene-2-carboxylate	Butyl 2-thiophenecarboxylate	C ₉ H ₁₂ O ₂ S	56053-84-0	184.255			58 ^{0.15}			
1664	Butyl 4-toluenesulfonate		C ₁₁ H ₁₆ O ₃ S	778-28-9	228.308			165 ⁵	1.1319 ²⁰	1.5050 ²⁰	i H ₂ O; s eth; sl ctc
1665	Butyl trichloroacetate		C ₈ H ₉ Cl ₃ O ₂	3657-07-6	219.493			204	1.2778 ²⁰	1.4525 ²⁵	s ctc
1666	Butyl (2,4,5-trichlorophenoxy)-acetate	2,4,5-T Butyl ester	C ₁₂ H ₁₃ Cl ₃ O ₃	93-79-8	311.588		28.5	337			
1667	Butyltrichlorosilane	Trichlorobutylsilane	C ₄ H ₉ Cl ₃ Si	7521-80-4	191.559			148.5	1.1606 ²⁰	1.4363 ²⁰	s eth, bz, tol, AcOEt
1668	Butyl trifluoroacetate		C ₆ H ₉ F ₃ O ₂	367-64-6	170.129			104.5(0.4)	1.0268 ²²	1.353 ²²	s chl
1669	Butylurea		C ₅ H ₁₂ N ₂ O	592-31-4	116.161	tab (w), nd (bz)	96.3(0.9)				vs H ₂ O, EtOH; sl chl
1670	<i>sec</i> -Butylurea	(1-Methylpropyl)urea	C ₅ H ₁₂ N ₂ O	689-11-2	116.161	pr (w)	169				
1671	<i>tert</i> -Butylurea		C ₅ H ₁₂ N ₂ O	1118-12-3	116.161		176.6(0.7)				s H ₂ O; vs EtOH; sl bz
1672	1- <i>tert</i> -Butyl-4-vinylbenzene	<i>p</i> - <i>tert</i> -Butylstyrene	C ₁₂ H ₁₆	1746-23-2	160.255	liq	-36.9	99 ¹⁴	0.89 ²⁰		
1673	Butyl vinyl ether	1-(Ethenyloxy)butane	C ₆ H ₁₂ O	111-34-2	100.158	liq	-92	94(1)	0.7888 ²⁰	1.4026 ²⁰	i H ₂ O; vs EtOH, ace; msc eth; s bz
1674	<i>tert</i> -Butyl vinyl ether	2-(Ethenyloxy)-2-methylpropane	C ₆ H ₁₂ O	926-02-3	100.158	liq	-112	75	0.7691 ²⁰	1.3922 ²⁰	
1675	1-Butyne	Ethylacetylene	C ₄ H ₆	107-00-6	54.091	col gas	-125.7(0.2)	8.1(0.3)	0.6783 ⁰	1.3962 ²⁰	i H ₂ O; s EtOH, eth
1676	2-Butyne	Dimethylacetylene	C ₄ H ₆	503-17-3	54.091	vol liq or gas	-32.2(0.1)	27.1(0.5)	0.6910 ²⁰	1.3921 ²⁰	i H ₂ O; s EtOH, eth, ctc
1677	2-Butynediarnide	Cellocidin	C ₄ H ₄ N ₂ O ₂	543-21-5	112.087	cry (dil MeOH)	217 dec				sl H ₂ O, chl, EtOH, eth, gl HOAc
1678	2-Butynedinitrile		C ₄ N ₂	1071-98-3	76.056		20(1)	76.5	0.9708 ²⁵	1.4647 ²⁵	
1679	2-Butynedioic acid		C ₄ H ₂ O ₄	142-45-0	114.057		166(3)				vs H ₂ O, EtOH, eth
1680	2-Butyne-1,4-diol	Bis(hydroxymethyl)acetylene	C ₄ H ₆ O ₂	110-65-6	86.090	pl (bz, AcOEt)	57(1)	238(8)		1.4804 ²⁰	vs H ₂ O, EtOH, ace; sl eth; i bz, peth
1681	2-Butyne-1,4-diol diacetate	1,4-Diacetoxy-2-butyne	C ₈ H ₁₀ O ₄	1573-17-7	170.163			122 ¹⁰		1.4611 ²⁰	s ctc
1682	2-Butynoic acid		C ₄ H ₄ O ₂	590-93-2	84.074	pl (eth, peth)	78	203	0.9641 ²⁰		vs H ₂ O, eth, EtOH, chl
1683	2-Butyn-1-ol		C ₄ H ₆ O	764-01-2	70.090	liq	-1.1	140(5)	0.9370 ²⁰	1.4530 ²⁰	vs eth, EtOH
1684	3-Butyn-1-ol		C ₄ H ₆ O	927-74-2	70.090	liq	-63.5(0.4)	129(5)	0.9257 ²⁰	1.4409 ²⁰	vs H ₂ O, EtOH
1685	3-Butyn-2-ol		C ₄ H ₆ O	2028-63-9	70.090	liq	-1.5	106.5	0.8618 ²⁰	1.4207 ²⁰	vs H ₂ O, eth, EtOH
1686	3-Butyn-2-one	Ethynyl methyl ketone	C ₄ H ₄ O	1423-60-5	68.074			84	0.8793 ²⁰	1.4070 ²⁰	
1687	3-Butynylbenzene		C ₁₀ H ₁₀	16520-62-0	130.186			177(8)	0.9258 ²⁰	1.5208 ²⁰	
1688	γ-Butyrolactone	Oxolan-2-one	C ₄ H ₆ O ₂	96-48-0	86.090	liq	-43.36(0.08)	204.6(0.4)	1.1296 ²⁰	1.4341 ²⁰	vs ace, bz, eth, EtOH
1689	Cacotheline		C ₂₁ H ₂₁ N ₃ O ₇	561-20-6	427.408	ye cry	>300				sl H ₂ O

 1646 4- <i>tert</i> -Butylphenol	 1647 4- <i>tert</i> -Butylphenol, phosphate (3:1)	 1648 [(4- <i>tert</i> -Butylphenoxy)methyl]oxirane	 1649 <i>N</i> -Butyl- <i>N</i> -phenylacetamide	 1650 1-(4- <i>tert</i> -Butylphenyl)ethanone	 1651 Butyl phenyl ether
 1652 <i>N</i> -Butylpiperidine	 1653 Butylpropanedioic acid	 1654 Butyl propanoate	 1655 <i>sec</i> -Butyl propanoate	 1656 <i>N</i> - <i>tert</i> -Butyl-2-propenamide	 1657 Butyl propyl ether
 1659 5-Butyl-2-pyridinecarboxylic acid	 1660 Butyl stearate	 1661 Butyl thiocyanate	 1662 2-Butylthiophene		
 1663 Butyl thiophene-2-carboxylate	 1664 Butyl 4-toluenesulfonate	 1665 Butyl trichloroacetate	 1666 Butyl (2,4,5-trichlorophenoxy)acetate	 1667 Butyltrichlorosilane	
 1668 Butyl trifluoroacetate	 1669 Butylurea	 1670 <i>sec</i> -Butylurea	 1671 <i>tert</i> -Butylurea	 1672 1- <i>tert</i> -Butyl-4-vinylbenzene	 1673 Butyl vinyl ether
 1675 1-Butyne	 1676 2-Butyne	 1677 2-Butylenediamide	 1678 2-Butylenedinitrile	 1679 2-Butylenedioic acid	 1680 2-Butyne-1,4-diol
 1682 2-Butynoic acid	 1683 2-Butyn-1-ol	 1684 3-Butyn-1-ol	 1685 3-Butyn-2-ol	 1686 3-Butyn-2-one	 1687 3-Butynylbenzene
 1688 γ -Butyrolactone	 1689 Cacotheline				

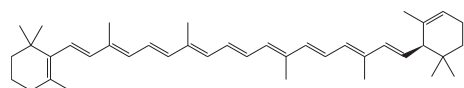
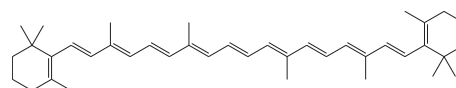
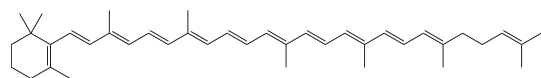
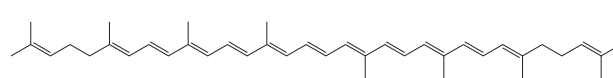
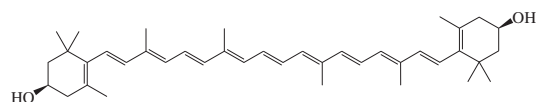
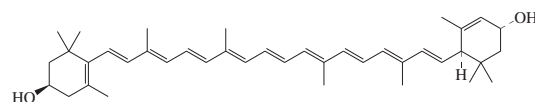
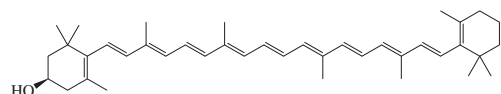
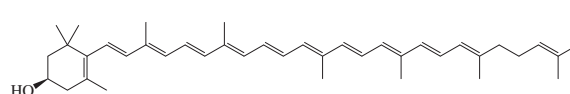
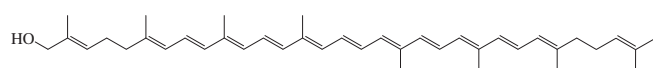
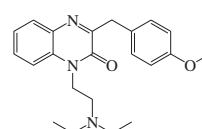
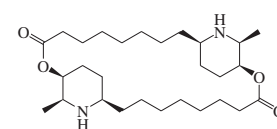
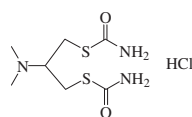
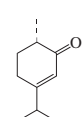
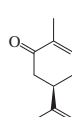
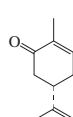
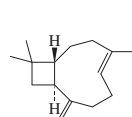
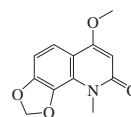
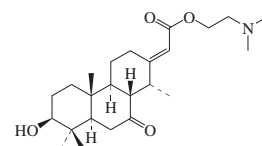
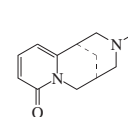
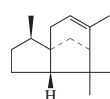
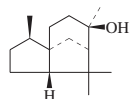
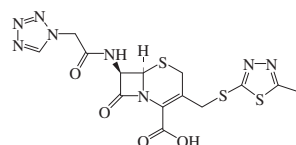
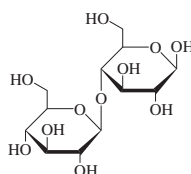
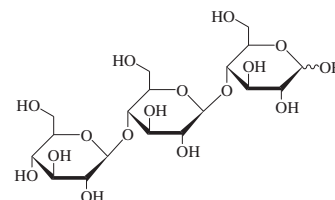
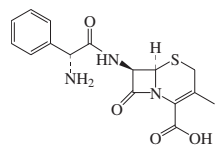
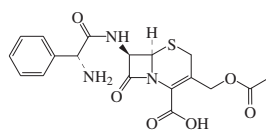
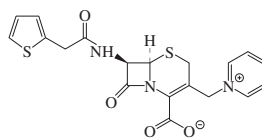
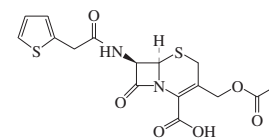
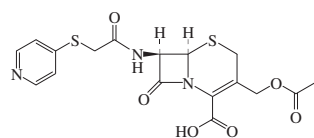
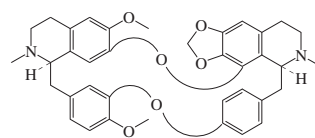
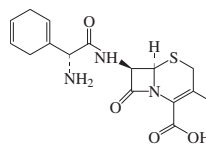
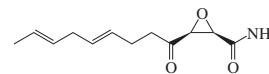
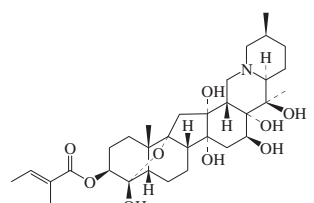
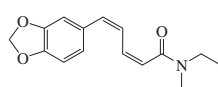
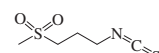
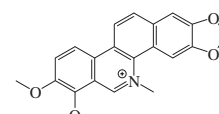
No.	Name	Synonym	Mol. Form.	CAS RN	Mol. Wt.	Physical Form	mp/°C	bp/°C	den g cm ⁻³	n _D	Solubility
1690	γ-Cadinene		C ₁₅ H ₂₄	39029-41-9	204.352			126 ¹²	0.9182 ¹⁵	1.3166 ²⁰	
1691	Cadmium bis(diethyldithiocarbamate)		C ₁₀ H ₂₀ CdN ₂ S ₄	14239-68-0	408.950	wh cry	255				
1692	Caffeine	3,7-Dihydro-1,3,7-trimethyl-1 <i>H</i> -purine-2,6-dione	C ₈ H ₁₀ N ₄ O ₂	58-08-2	194.191	wh nd (w+1), hex pr (sub)	236.1(0.2)	90 sub	1.23 ¹⁹		sl H ₂ O, EtOH; i eth, ctc; s chl, py
1693	Calactin	19-Oxogomphoside	C ₂₉ H ₄₀ O ₉	20304-47-6	532.623	small pr (ace)	271				
1694	Calcium ascorbate		C ₁₂ H ₁₄ CaO ₁₂	5743-27-1	390.310	tricl cry (w)					s H ₂ O; i MeOH, EtOH
1695	Calcium citrate	Tricalcium citrate	C ₁₂ H ₁₀ Ca ₃ O ₁₄	813-94-5	498.433	cry (w)	≈100 dec (hyd)				sl H ₂ O; i EtOH
1696	Calcium cyanamide	Calcium carbimide	CCa ₂ N ₂	156-62-7	80.102	col hex cry	≈1340	sub	2.29		dec H ₂ O
1697	Calcium cyclamate		C ₁₂ H ₂₄ CaN ₂ O ₆ S ₂	139-06-0	396.536	cry					vs H ₂ O
1698	Calcium gluconate		C ₁₂ H ₂₂ CaO ₁₄	299-28-5	430.373	cry					i EtOH, os
1699	Calcium iodobenenate	Iododocosanoic acid, calcium salt	C ₄₄ H ₈₄ CaI ₂ O ₄	1319-91-1	971.023	wh-ye pow					i H ₂ O, EtOH, eth; s chl
1700	Calcium lactate		C ₆ H ₁₀ CaO ₆	814-80-2	218.217	wh pow (w)					s H ₂ O; i EtOH
1701	Calcium 2,4-pentanedioate	Calcium acetylacetonate	C ₁₀ H ₁₄ CaO ₄	19372-44-2	238.294	col cry (MeOH)	dec				
1702	Calcium thioglycollate		C ₄ H ₆ CaO ₄ S ₂	814-71-1	222.297	pr (w)	220 dec				s H ₂ O, chl; sl EtOH; i eth, bz
1703	Calotoxin	4'β-Hydroxy-19-oxogomphoside	C ₂₉ H ₄₀ O ₁₀	20304-49-8	548.622	cry (EtOH)	268				
1704	Calotropin		C ₂₉ H ₄₀ O ₉	1986-70-5	532.623	pl (EtOH)	221				s H ₂ O, EtOH; i eth
1705	Calusterone		C ₂₁ H ₃₂ O ₂	17021-26-0	316.483	cry (ace)	157.5				
1706	Camphene, (+)	2,2-Dimethyl-3-methylenebicyclo[2.2.1]heptane, (1 <i>R</i>)-	C ₁₀ H ₁₆	5794-03-6	136.234	nd	52	161	0.8950 ⁵⁰	1.4570 ²⁵	vs eth
1707	Camphene, (-)	2,2-Dimethyl-3-methylenebicyclo[2.2.1]heptane, (1 <i>S</i>)-	C ₁₀ H ₁₆	5794-04-7	136.234		52	158	0.8446 ⁵⁰	1.4564 ⁵⁴	vs eth
1708	<i>d</i> -Camphocarboxylic acid		C ₁₁ H ₁₆ O ₃	18530-30-8	196.243	pr (eth, 50% al)	127.5				vs bz, eth, EtOH
1709	Camphor, (±)-	1,7,7-Trimethylbicyclo[2.2.1]heptan-2-one, (±)	C ₁₀ H ₁₆ O	21368-68-3	152.233	wh rhom cry (EtOH)	177.7(0.2)	sub			i H ₂ O; vs EtOH, eth; s ace, bz, ctc
1710	Camphor, (+)	1,7,7-Trimethylbicyclo[2.2.1]heptan-2-one, (1 <i>R</i>)	C ₁₀ H ₁₆ O	464-49-3	152.233	pl	178.7(0.5)	209(31)	0.990 ²⁵	1.5462	i H ₂ O; vs EtOH, eth; s ace, bz
1711	Camphor, (-)	1,7,7-Trimethylbicyclo[2.2.1]heptan-2-one, (1 <i>S</i>)	C ₁₀ H ₁₆ O	464-48-2	152.233		180(2)		0.9853 ¹⁸		i H ₂ O; vs EtOH, eth, HOAc; s ace, bz
1712	(±)-Camphoric acid	1,2,2-Trimethyl-1,3-cyclopentanedicarboxylic acid	C ₁₀ H ₁₆ O ₄	5394-83-2	200.232	pr, lf	202		1.186		sl H ₂ O; s chl, eth, EtOH
1713	<i>d</i> -Camphorsulfonic acid		C ₁₀ H ₁₆ O ₄ S	3144-16-9	232.297	pr (HOAc)	195 dec				vs H ₂ O; i eth; sl HOAc
1714	Canadine, (±)-	<i>DL</i> -Tetrahydroberberine	C ₂₀ H ₂₁ NO ₄	29074-38-2	339.386	mcl nd (al)	134				vs EtOH, chl
1715	Cannabidiol		C ₂₁ H ₃₀ O ₂	13956-29-1	314.462	rods (peth)	67	188 ²	1.040 ⁴⁰	1.5404 ²⁰	i H ₂ O; s EtOH, eth, bz, chl
1716	Cannabinol	6,6,9-Trimethyl-3-pentyl-6 <i>H</i> -dibenzo[<i>b,d</i>]pyran-1-ol	C ₂₁ H ₂₆ O ₂	521-35-7	310.430	pl, lf (peth)	77	185 ^{0.05}			i H ₂ O; s EtOH, eth, ace, bz, peth, alk
1717	Canrenone		C ₂₂ H ₂₈ O ₃	976-71-6	340.455	cry (AcOEt)	150				
1718	Cantharidin		C ₁₀ H ₁₂ O ₄	56-25-7	196.200	orth pl	218	84 sub			i H ₂ O; sl EtOH, eth, ace, bz; s HOAc
1719	Caprolactam	6-Hexanelactam	C ₆ H ₁₁ NO	105-60-2	113.157	lf (lig)	69.16(0.01)	270.8(0.1)			vs H ₂ O, bz, EtOH, chl
1720	Capsaicin		C ₁₈ H ₂₇ NO ₃	404-86-4	305.412	mcl pl or sc (peth)	65	215 ^{0.01}			i H ₂ O; vs EtOH; s eth, bz, peth; sl con HCl
1721	Capsanthin	3,3'-Dihydroxy-β,κ-caroten-6'-one, (3 <i>R</i> ,3' <i>S</i> ,5' <i>R</i>)	C ₄₀ H ₅₆ O ₃	465-42-9	584.871		176				
1722	Captafol		C ₁₀ H ₆ Cl ₄ NO ₂ S	2425-06-1	349.061	cry	159.0(0.9)				
1723	Captan		C ₉ H ₆ Cl ₃ NO ₂ S	133-06-2	300.590	cry (CCl ₄)	173.9(0.3)		1.74 ²⁵		vs chl
1724	Captopril	1-(3-Mercapto-2-methyl-1-oxypropyl)proline	C ₉ H ₁₅ NO ₃ S	62571-86-2	217.285	cry (AcOEt)	105				s H ₂ O, EtOH, chl
1725	Carbachol		C ₆ H ₁₅ ClN ₂ O ₂	51-83-2	182.648		208(6)				vs H ₂ O, MeOH; sl EtOH; i eth, chl
1726	Carbamic chloride	Carbamyl chloride	CH ₂ CINO	463-72-9	79.486			62 dec			
1727	Carbamodithioic acid		CH ₂ NS ₂	594-07-0	93.172						vs EtOH, eth
1728	Carbamoyl dihydrogen phosphate		CH ₄ NO ₃ P	590-55-6	141.021	unstab in soln					



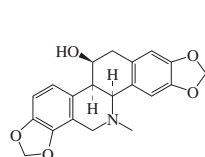
No.	Name	Synonym	Mol. Form.	CAS RN	Mol. Wt.	Physical Form	mp/°C	bp/°C	den g cm ⁻³	n _D	Solubility
1729	Carbaryl		C ₁₂ H ₁₁ NO ₂	63-25-2	201.221		142.7(0.7)		1.228 ²⁵		vs ace, DMF
1730	Carbazole	Dibenzopyrrole	C ₁₂ H ₉ N	86-74-8	167.206	pl or lf	245(2)	354.6(0.2)	1.297 ²⁵		i H ₂ O; sl EtOH, eth, bz, chl; s ace
1731	9 <i>H</i> -Carbazole-9-acetic acid		C ₁₄ H ₁₁ NO ₂	524-80-1	225.243	lf (AcOEt)	215				vs eth, EtOH, chl, HOAc
1732	Carbendazim	Carbamic acid, 1 <i>H</i> -benzimidazol-2-yl-, methyl ester	C ₉ H ₉ N ₃ O ₂	10605-21-7	191.186		300 dec		1.45		
1733	Carbetapentane	Pentoxiverine	C ₂₀ H ₃₁ NO ₃	77-23-6	333.465			165 ^{0.01}			
1734	<i>N</i> -Carbethoxyphthalimide	<i>N</i> -(Ethoxycarbonyl)phthalimide	C ₁₁ H ₉ NO ₄	22509-74-6	219.194		91				
1735	Carbic anhydride		C ₉ H ₆ O ₃	129-64-6	164.158	orth cry (peth)	163(3)		1.417 ²⁵		vs ace, bz, EtOH, chl
1736	Carbimazole		C ₇ H ₁₀ N ₂ O ₂ S	22232-54-8	186.231	cry, pow	123.5				vs ace, chl
1737	Carbobenzoylhydrazine	Benzyl carbazate	C ₈ H ₁₀ N ₂ O ₂	5331-43-1	166.177		69.5				
1738	Carbofuran		C ₁₂ H ₁₃ NO ₃	1563-66-2	221.252		153.2(0.5)		1.18		
1739	Carboimide difluoride		CHF ₂ N	2712-98-3	65.023	gas	-90	-13 dec			
1740	γ-Carboline	5 <i>H</i> -Pyrido[4,3- <i>b</i>]indole	C ₁₁ H ₈ N ₂	244-69-9	168.195	nd	225		1.352		sl H ₂ O, bz; vs MeOH; s EtOH
1741	Carbon dioxide	Carbonic anhydride	CO ₂	124-38-9	44.010	col gas	-56.561 tp (0.008)	-78.464 sp	0.720 ²⁵ (p>1 atm)		sl H ₂ O
1742	Carbon diselenide	Carbon selenide	CSe ₂	506-80-9	169.93	ye liq	-43.6(0.3)	125.5	2.6823 ²⁰	1.8454 ²⁰	i H ₂ O; vs ctc, tol
1743	Carbon disulfide	Carbon bisulfide	CS ₂	75-15-0	76.141	col liq	-111.7(0.3)	46.2(0.1)	1.2632 ²⁰	1.6319 ²⁰	s H ₂ O, chl; msc EtOH, eth
1744	Carbonic acid		CH ₂ O ₃	463-79-6	62.025						Aq. soln. of CO ₂
1745	Carbonic dihydrazide	Carbohydrazide	CH ₆ N ₄ O	497-18-7	90.085	nd (dil al)	154		1.616 ²⁰		vs H ₂ O, EtOH
1746	Carbon monoxide	Carbon oxide	CO	630-08-0	28.010	col gas	-205.1(0.1)	-191.51 (0.09)	0.7909 ⁻¹⁹		sl H ₂ O; s bz, HOAc
1747	Carbonochloridic acid, 4-nitrophenyl ester		C ₇ H ₄ ClNO ₄	7693-46-1	201.565		80	160 ¹⁹			
1748	Carbonochloridic acid, (4-nitrophenyl)methyl ester		C ₈ H ₆ ClNO ₄	4457-32-3	215.592		32.8				
1749	Carbonochloridic acid, 2,2,2-trichloroethyl ester		C ₃ H ₂ Cl ₃ O ₂	17341-93-4	211.859			63 ¹¹			
1750	Carbonothioic dichloride	Thiophosgene	CCl ₂ S	463-71-8	114.982	red liq		73	1.508 ¹⁵	1.5442 ²⁰	dec H ₂ O, EtOH; s eth
1751	Carbonothioic dihydrazide	1,3-Diamino-2-thiourea	CH ₄ N ₄ S	2231-57-4	106.151	nd, pl (w) nd, pl (w)	170 dec				vs H ₂ O
1752	Carbon oxyselenide	Carbonyl selenide	COSe	1603-84-5	106.97	col gas; unstab	-124.4	-21.7			dec H ₂ O
1753	Carbon oxysulfide	Carbonyl sulfide	COS	463-58-1	60.075	col gas	-138.8(0.1)	-50.2(0.3)	1.028 ¹⁷	1.24 ⁻⁸⁷	sl H ₂ O; s EtOH; vs KOH
1754	Carbon suboxide	1,2-Propadiene-1,3-dione	C ₃ O ₂	504-64-3	68.031	col gas	-112.5	6.8	1.114 ⁰	1.4538 ⁰	s eth, bz, CS ₂
1755	Carbonyl bromide	Bromophosgene	CBBr ₂ O	593-95-3	187.818			64(4)	2.52 ¹⁵		reac H ₂ O
1756	Carbonyl chloride	Phosgene	CCl ₂ O	75-44-5	98.916	col gas	-127.77(0.02)	7.5(0.4)	1.3719 ²⁵ (p>1 atm)		sl H ₂ O; s bz, ctc, chl, tol, HOAc
1757	Carbonyl chloride fluoride	Carbonic chloride fluoride	CClFO	353-49-1	82.461	col gas	-148	-47.2			reac H ₂ O
1758	Carbonyl dicyanide		C ₃ N ₂ O	1115-12-4	80.044	liq	-36	65.5	1.124 ²⁰	1.3919 ²⁰	s eth, ace, ctc, chl
1759	<i>N,N'</i> -Carbonyldiimidazole		C ₇ H ₆ N ₄ O	530-62-1	162.149	cry (bz)	119				
1760	Carbonyl fluoride		CF ₂ O	353-50-4	66.007	col gas	-111.2	-84.5			reac H ₂ O
1761	Carbophenothion		C ₁₁ H ₁₆ ClO ₂ PS ₃	786-19-6	342.866			82 ^{0.01}	1.271 ²⁰		
1762	Carbosulfan		C ₂₀ H ₃₂ N ₂ O ₃ S	55285-14-8	380.544			126	1.056 ²⁰		
1763	Carboxin		C ₁₂ H ₁₃ NO ₂ S	5234-68-4	235.302		96(7)				
1764	2-Carboxybenzeneacetic acid		C ₉ H ₆ O ₄	89-51-0	180.158		184.5		1.4100 ²⁰		s H ₂ O, EtOH; sl eth; i bz, chl
1765	<i>N</i> -(<i>D</i> -1-Carboxyethyl)- <i>L</i> -arginine	Octopine	C ₉ H ₁₈ N ₄ O ₄	34522-32-2	246.264	nd (w)	281				
1766	<i>L</i> -γ-Carboxyglutamic acid		C ₆ H ₉ NO ₆	53861-57-7	191.138	cry	167				
1767	<i>S</i> -(Carboxymethyl)- <i>L</i> -cysteine	Carbocysteine	C ₆ H ₉ NO ₄ S	638-23-3	179.195	nd	206				
1768	2-Carboxyphenyl 2-hydroxybenzoate	Salsalate	C ₁₄ H ₁₀ O ₅	552-94-3	258.226		147				sl ace
1769	3-Carene, (+)		C ₁₀ H ₁₆	498-15-7	136.234			171	0.8549 ³⁰	1.469 ³	vs ace, bz, eth
1770	Carisoprodol		C ₁₂ H ₁₆ N ₂ O ₄	78-44-4	260.330	cry	92				s os
1771	Carminic acid		C ₂₂ H ₂₀ O ₁₃	1260-17-9	492.386	red mcl pr (aq, MeOH)	136 dec				s H ₂ O, EtOH; sl eth; i bz, chl
1772	Carnitine	4-Amino-3-hydroxybutanoic acid trimethylbetaine	C ₇ H ₁₅ NO ₃	541-15-1	161.199	cry (al-ace), hyg	197 dec				vs H ₂ O, EtOH
1773	Carnosine	<i>N</i> -β-Alanyl- <i>L</i> -histidine	C ₉ H ₁₄ N ₄ O ₃	305-84-0	226.232		260				vs H ₂ O



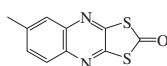
No.	Name	Synonym	Mol. Form.	CAS RN	Mol. Wt.	Physical Form	mp/°C	bp/°C	den g cm ⁻³	n _D	Solubility
1774	α-Carotene		C ₄₀ H ₅₆	7488-99-5	536.873	red pl or pr (peth, bz-MeOH)	187.5		1.00 ²⁰		vs bz, eth, chl
1775	β-Carotene		C ₄₀ H ₅₆	7235-40-7	536.873	red br hex pr (bz-MeOH)	183(2)		1.00 ²⁰		i H ₂ O; sl EtOH, chl; s eth, ace, bz
1776	β,ψ-Carotene	γ-Carotene	C ₄₀ H ₅₆	472-93-5	536.873	red pr (bz-MeOH), viol pr (eth)	153				i H ₂ O, EtOH; sl eth, peth; s bz, chl
1777	ψ,ψ-Carotene	trans-Lycopene	C ₄₀ H ₅₆	502-65-8	536.873	red pr or nd (peth)	177(2)				sl EtOH, peth; s eth; vs bz, chl, CS ₂
1778	β,β-Carotene-3,3'-diol, (3 <i>R</i> ,3' <i>R</i>)-	Zeaxanthin	C ₄₀ H ₅₆ O ₂	144-68-3	568.872	ye pr (MeOH) orth (chl-eth)	215.5	227 ^{0.06}			i H ₂ O; sl EtOH; s eth, ace, bz, py, chl
1779	β,ε-Carotene-3,3'-diol, (3 <i>R</i> ,3' <i>R</i> ,6' <i>R</i>)-	Xanthophyll	C ₄₀ H ₅₆ O ₂	127-40-2	568.872	ye or viol pr (eth- MeOH)	196				vs bz, eth, EtOH, peth
1780	β,β-Caroten-3-ol, (3 <i>R</i>)-	Cryptoxanthin	C ₄₀ H ₅₆ O	472-70-8	552.872	garnet red pr (bz-MeOH)	160				vs bz, chl
1781	β,ψ-Caroten-3-ol, (3 <i>R</i>)-	Rubixanthin	C ₄₀ H ₅₆ O	3763-55-1	552.872	dk red nd (bz-MeOH) oran-red (bz-peth)	160				sl EtOH, peth; s bz, chl
1782	ψ,ψ-Caroten-16-ol	Lycoxanthin	C ₄₀ H ₅₆ O	19891-74-8	552.872	red pl (bz-MeOH)	168				i H ₂ O; sl EtOH; s bz, CS ₂
1783	Caroverine		C ₂₂ H ₂₇ N ₃ O ₂	23465-76-1	365.468	cry	69	202 ^{0.01}			sl i-PrOH
1784	Carpine		C ₂₈ H ₃₀ N ₂ O ₄	3463-92-1	478.708	mcl pr (al, ace)	121				vs ace, bz, eth, EtOH
1785	Cartap hydrochloride		C ₇ H ₁₆ ClN ₃ O ₂ S ₂	22042-59-7	273.804	cry	180				s H ₂ O; sl EtOH, MeOH
1786	Carvenone, (S)-		C ₁₀ H ₁₆ O	10395-45-6	152.233			233	0.9289 ²⁰	1.4805 ²⁰	i H ₂ O; s ace
1787	(<i>R</i>)-Carvone	<i>p</i> -Mentha-1,8-dien-6-one, (<i>R</i>)	C ₁₀ H ₁₄ O	6485-40-1	150.217		25.2	231	0.9593 ²⁰	1.4988 ²⁰	sl H ₂ O; vs EtOH; s eth, ctc, chl
1788	(<i>S</i>)-Carvone	<i>p</i> -Mentha-1,8-dien-6-one, (<i>S</i>)	C ₁₀ H ₁₄ O	2244-16-8	150.217		<15	231	0.965 ²⁰	1.4989 ²⁰	sl H ₂ O; vs EtOH; s eth, chl
1789	Caryophyllene		C ₁₅ H ₂₄	87-44-5	204.352			122 ^{13.5}	0.9075 ²⁰	1.4986 ²⁰	vs bz
1790	Casimiroin	6-Methoxy-9-methyl-1,3-dioxolo[4,5- <i>h</i>]quinolin-8(9 <i>H</i>)-one	C ₁₂ H ₁₁ NO ₄	477-89-4	233.220						sl chl
1791	Cassaine		C ₂₄ H ₃₉ NO ₄	468-76-8	405.572	fl (eth)	142.5				s EtOH, ace, chl, eth, bz, MeOH
1792	Caulophylline		C ₁₂ H ₁₈ N ₂ O	486-86-2	204.267	cry (w+2), nd (al, bz)	137				vs H ₂ O, ace, bz, EtOH
1793	α-Cedrene		C ₁₅ H ₂₄	469-61-4	204.352	oil		262.5			
1794	Cedrol		C ₁₅ H ₂₆ O	77-53-2	222.366		86		0.9479 ⁹⁰	1.4824 ⁹⁰	
1795	Cefazolin		C ₁₄ H ₁₄ N ₆ O ₄ S ₃	25953-19-9	454.508	nd (ace aq)	200 dec				s DMF, py; sl MeOH; i chl, bz, eth
1796	β-Cellobiose		C ₁₂ H ₂₂ O ₁₁	13360-52-6	342.296	cry (dil al)	225 dec				s H ₂ O; i EtOH, eth, ace, bz
1797	Cellotriose		C ₁₈ H ₃₂ O ₁₆	33404-34-1	504.437		208				
1798	Cephalexin		C ₁₆ H ₁₇ N ₃ O ₄ S	15686-71-2	347.389	cry					
1799	Cephaloglycin	Kafocin	C ₁₆ H ₁₃ N ₃ O ₅ S	3577-01-3	405.425	cry (w)	≈220 dec				
1800	Cephaloridine		C ₁₉ H ₁₇ N ₃ O ₄ S ₂	50-59-9	415.486	cry					s H ₂ O
1801	Cephalothin		C ₁₆ H ₁₆ N ₂ O ₅ S ₂	153-61-7	396.437		160				
1802	Cephapirin		C ₁₇ H ₁₇ N ₃ O ₅ S ₂	21593-23-7	423.463	cry (ace aq)	155				
1803	Cepharanthine		C ₃₇ H ₃₈ N ₂ O ₆	481-49-2	606.707	ye amor pow	150				
1804	Cephadrine		C ₁₆ H ₁₉ N ₃ O ₄ S	38821-53-3	349.405	col cry (w)	141 dec				
1805	Cerulenin	2,3-Epoxy-4-oxo-7,10-dodecadienamide, (2 <i>R</i> ,3 <i>S</i>)-	C ₁₂ H ₁₇ NO ₃	17397-89-6	223.268	wh nd	94				sl H ₂ O; s bz, EtOH, ace; i peth
1806	Cevadine		C ₃₂ H ₄₉ NO ₉	62-59-9	591.733	flat nd (eth)	213 dec				
1807	Chavicine		C ₁₇ H ₁₉ NO ₃	495-91-0	285.338						vs eth, EtOH, peth
1808	Cheirolin		C ₅ H ₉ NO ₂ S ₂	505-34-0	179.261	cry (eth)	47.5	200 ³			vs EtOH, chl
1809	Chelerythrine		C ₂₁ H ₁₉ NO ₅	34316-15-9	365.380	cry (chl- MeOH)		207			vs chl

1774
α-Carotene1775
β-Carotene1776
β,ψ-Carotene1777
ψ,ψ-Carotene1778
β,β-Carotene-3,3'-diol, (3R,3'R)-1779
β,ε-Carotene-3,3'-diol, (3R,3'R,6'R)-1780
β,β-Caroten-3-ol, (3R)-1781
ψ,ψ-Caroten-3-ol, (3R)-1782
ψ,ψ-Caroten-16-ol1783
Caroverine1784
Carpaine1785
Cartap hydrochloride1786
Carvenone, (S)-1787
(R)-Carvone1788
(S)-Carvone1789
Caryophyllene1790
Casimiroin1791
Cassaine1792
Caulophylline1793
α-Cedrene1794
Cedrol1795
Cefazolin1796
β-Cellobiose1797
Cellotriose1798
Cephalexin1799
Cephaloglycin1800
Cephaloridine1801
Cephalothin1802
Cephapirin1803
Cepharanthine1804
Cephradine1805
Cerulenin1806
Cevadine1807
Chavicine1808
Cheirolin1809
Chelerythrine

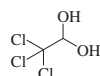
No.	Name	Synonym	Mol. Form.	CAS RN	Mol. Wt.	Physical Form	mp/°C	bp/°C	den g cm ⁻³	n _D	Solubility
1810	Chelidonium	Stylophorine	C ₂₀ H ₁₉ NO ₅	476-32-4	353.369	mcl pr (al)	135.5	220 ^{0.002}			i H ₂ O; s EtOH, eth, chl
1811	Chinomethionat		C ₁₀ H ₁₆ N ₂ OS ₂	2439-01-2	234.297		170.5(0.5)				
1812	Chloral hydrate		C ₂ H ₃ Cl ₃ O ₂	302-17-0	165.403		52(2)	96 dec	1.9081 ²⁰		vs H ₂ O, bz, eth, EtOH
1813	Chlorambucil		C ₁₈ H ₁₉ Cl ₂ NO ₂	305-03-3	304.213		66.9(0.5)				
1814	Chloramine B	<i>N</i> -Chlorobenzenesulfonamide sodium	C ₆ H ₅ ClNNaO ₂ S	127-52-6	213.618	pr (w)	190				sl EtOH; i chl, eth
1815	Chloramine T	<i>N</i> -Chloro-4-methylbenzenesulfonamide sodium	C ₇ H ₇ ClNNaO ₂ S	127-65-1	227.645	pr (hyd)	180 (hyd)				s H ₂ O; i bz, chl, eth
1816	Chloramphenicol		C ₁₁ H ₁₂ Cl ₂ N ₂ O ₅	56-75-7	323.129	pa ye pl or nd (w)	150(1)	sub			vs ace, EtOH, chl
1817	Chloramphenicol palmitate		C ₂₇ H ₄₂ Cl ₂ N ₂ O ₆	530-43-8	561.537	cry (bz)	90				vs bz, eth, EtOH
1818	Chloranilic acid	2,5-Dichloro-3,6-dihydroxy-2,5-cyclohexadiene-1,4-dione	C ₆ H ₂ Cl ₂ O ₄	87-88-7	208.984	red lf (w+2)	283.5				s H ₂ O
1819	Chlorbenseide	1-Chloro-4-[[[4-chlorophenyl)-methyl]thio]benzene	C ₁₃ H ₁₀ Cl ₂ S	103-17-3	269.189		71.0(0.7)		1.4210 ²⁰		
1820	Chlorbicyclen		C ₉ H ₆ Cl ₈	2550-75-6	397.768	pow	105	174 ²			
1821	Chlorbromuron		C ₉ H ₁₀ BrClN ₂ O ₂	13360-45-7	293.544		97.2(0.5)		1.69 ²⁰		
1822	Chlorbufam	1-Methyl-2-propynyl(3-chloro-phenyl)carbamate	C ₁₁ H ₁₀ ClNO ₂	1967-16-4	223.656	cry	45.5				sl H ₂ O; s MeOH, EtOH, ace
1823	Chlorcyclizine		C ₁₈ H ₁₆ ClN ₂	82-93-9	300.826	oil		140 ^{0.12}			
1824	Chlordane		C ₁₀ H ₆ Cl ₈	57-74-9	409.779		101.1(0.3)	175 ¹	1.60 ²⁵		
1825	Chlordantoin		C ₁₁ H ₇ Cl ₃ N ₂ O ₂ S	5588-20-5	347.689						s CS ₂
1826	Chlordene		C ₁₀ H ₆ Cl ₈	3734-48-3	338.873	cry (EtOH)	155				
1827	Chlordimeform		C ₁₀ H ₁₃ ClN ₂	6164-98-3	196.676		32.6(0.5)	156 ^{0.4}	1.105 ²⁵	1.5885 ²⁵	vs bz, eth, EtOH
1828	Chlorendic acid	1,4,5,6,7,7-Hexachloro-5-norbornene-2,3-dicarboxylic acid	C ₉ H ₄ Cl ₆ O ₄	115-28-6	388.844	cry (w)	232				
1829	Chlorendic anhydride		C ₉ H ₂ Cl ₆ O ₃	115-27-5	370.828		235				
1830	Chlorfenvinphos		C ₁₂ H ₁₄ Cl ₃ O ₃ P	470-90-6	359.569			170 ^{0.05}			
1831	Chlorflurecol	9 <i>H</i> -Fluorene-9-carboxylic acid, 2-chloro-9-hydroxy-	C ₁₄ H ₉ ClO ₃	2464-37-1	260.672				1.496 ²⁰		
1832	Chloridazon	3(2 <i>H</i>)-Pyridazinone, 5-amino-4-chloro-2-phenyl-	C ₁₀ H ₆ ClN ₃ O	1698-60-8	221.643		206.8(0.9)				
1833	Chlorimuron-ethyl		C ₁₅ H ₁₅ ClN ₄ O ₆ S	90982-32-4	414.821		186				
1834	Chlormephos	Chloromethyl <i>O,O</i> -diethyl dithiophosphate	C ₅ H ₁₂ ClO ₂ PS ₂	24934-91-6	234.705	oil		83 ^{0.1}		1.5244	sl H ₂ O; misc os
1835	Chlormequat chloride		C ₅ H ₁₃ Cl ₂ N	999-81-5	158.069		239 dec				
1836	Chlormezanone		C ₁₁ H ₇ ClNO ₃ S	80-77-3	273.736	cry	117				sl EtOH
1837	Chlornaphazine		C ₁₄ H ₁₅ Cl ₂ N	494-03-1	268.182	pl (peth)	55	210 ⁵			vs ace, bz, eth, EtOH
1838	Chloroacetaldehyde		C ₂ H ₃ ClO	107-20-0	78.497	liq	-16.3	87(13)	1.19		s eth
1839	2-Chloroacetamide		C ₂ H ₄ ClNO	79-07-2	93.512		121	225			s H ₂ O; vs EtOH; sl eth
1840	Chloroacetic acid		C ₂ H ₃ ClO ₂	79-11-8	94.497	mcl pl	62.0(0.7)	189.11(0.03)	1.4043 ⁴⁰	1.4351 ⁵⁵	vs H ₂ O; s EtOH, eth, bz, chl; sl ctc
1841	Chloroacetic anhydride		C ₄ H ₄ Cl ₂ O ₃	541-88-8	170.979	pr (bz)	46	203	1.5497 ²⁰		
1842	4-Chloroacetoacetanilide	<i>N</i> -Acetoacetyl-4-chloroaniline	C ₁₀ H ₉ ClNO ₂	101-92-8	211.645		132				
1843	Chloroacetone		C ₃ H ₅ ClO	78-95-5	92.524	liq	-44.5	116(13)	1.15 ²⁰		s H ₂ O, EtOH, eth, chl
1844	Chloroacetonitrile	Chloromethyl cyanide	C ₂ H ₂ ClN	107-14-2	75.497			108(5)	1.1930 ²⁰	1.4202 ²⁵	vs eth, EtOH
1845	α-Chloroacetophenone	ω-Chloroacetophenone	C ₈ H ₇ ClO	532-27-4	154.594	pl(dil al), rhom, lf (peth)	56.5	247	1.324 ¹⁵		i H ₂ O; vs EtOH, eth, bz; s ace, peth
1846	4-(2-Chloroacetyl)acetanilide		C ₁₀ H ₁₀ ClNO ₂	140-49-8	211.645		218				
1847	Chloroacetyl chloride		C ₂ H ₂ Cl ₂ O	79-04-9	112.942	liq	-21.7(0.2)	106.0(0.4)	1.4202 ²⁰	1.4530 ²⁰	msc eth; s ace, ctc
1848	Chloroacetylene		C ₂ HCl	593-63-5	60.482	col gas	-126	-30			sl EtOH
1849	9-Chloroacridine		C ₁₃ H ₉ ClN	1207-69-8	213.663	nd (al)	121	sub			vs H ₂ O, EtOH
1850	2-Chloroaniline		C ₆ H ₆ ClN	95-51-2	127.572	liq	-2.3(0.9)	209(1)		1.5895 ²⁰	i H ₂ O; msc EtOH; s eth, ace
1851	3-Chloroaniline		C ₆ H ₆ ClN	108-42-9	127.572	liq	-10.3(0.2)	230(1)	1.2161 ²⁰	1.5941 ²⁰	i H ₂ O; msc EtOH, eth, ace, bz; s chl
1852	4-Chloroaniline		C ₆ H ₆ ClN	106-47-8	127.572	orth pr	70.4(0.7)	231(4)	1.429 ¹⁹	1.5546 ⁸⁷	s H ₂ O, EtOH, eth, chl
1853	2-Chloroaniline hydrochloride		C ₆ H ₇ Cl ₂ N	137-04-2	164.033	pl (w, aq al)	235		1.505 ¹⁸		vs H ₂ O
1854	3-Chloroaniline hydrochloride		C ₆ H ₇ Cl ₂ N	141-85-5	164.033	pl	222				vs H ₂ O, EtOH



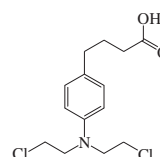
1810
Chelidonine



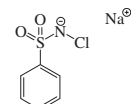
1811
Chinomethionat



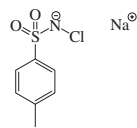
1812
Chloral hydrate



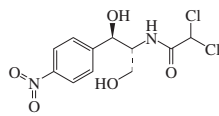
1813
Chlorambucil



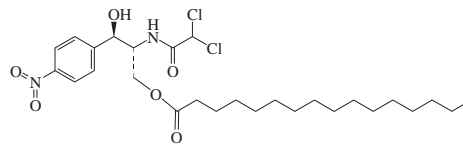
1814
Chloramine B



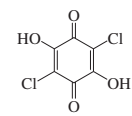
1815
Chloramine T



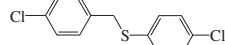
1816
Chloramphenicol



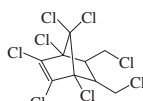
1817
Chloramphenicol palmitate



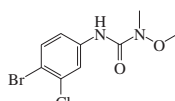
1818
Chloranilic acid



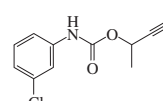
1819
Chlorbenside



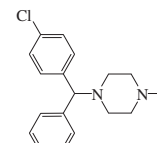
1820
Chlorbicyclen



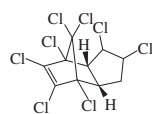
1821
Chlorbromuron



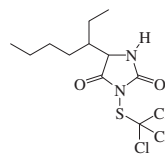
1822
Chlorbutam



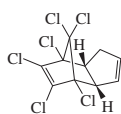
1823
Chlorcyclizine



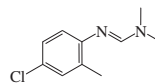
1824
Chlordane



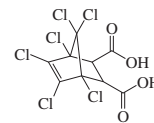
1825
Chlordantoin



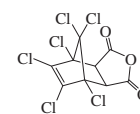
1826
Chlordene



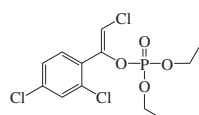
1827
Chlordimeform



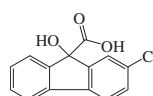
1828
Chlorendic acid



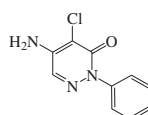
1829
Chlorendic anhydride



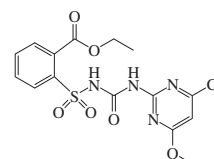
1830
Chlorfenvinphos



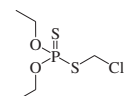
1831
Chlorfluorecol



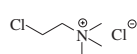
1832
Chloridazon



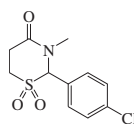
1833
Chlorimuron-ethyl



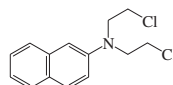
1834
Chlormephos



1835
Chlormequat chloride



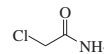
1836
Chlormezanone



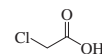
1837
Chlornaphazine



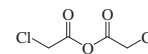
1838
Chloroacetaldehyde



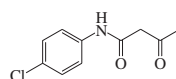
1839
2-Chloroacetamide



1840
Chloroacetic acid



1841
Chloroacetic anhydride



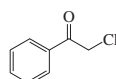
1842
4-Chloroacetoacetanilide



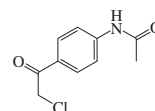
1843
Chloroacetone



1844
Chloroacetonitrile



1845
α-Chloroacetophenone



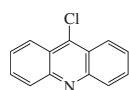
1846
4-(2-Chloroacetyl)acetanilide



1847
Chloroacetyl chloride



1848
Chloroacetylene



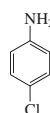
1849
9-Chloroacridine



1850
2-Chloroaniline



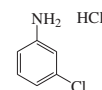
1851
3-Chloroaniline



1852
4-Chloroaniline

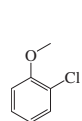
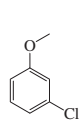
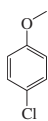
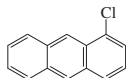
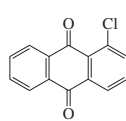
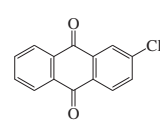
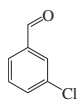
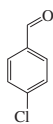
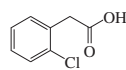
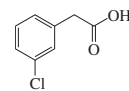
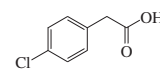
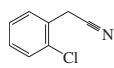
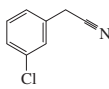
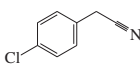
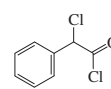
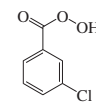
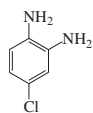
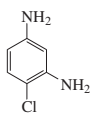
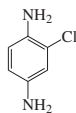
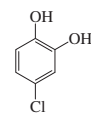
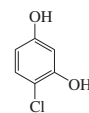
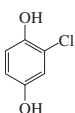
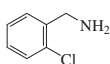
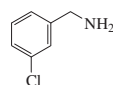
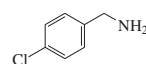
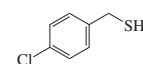
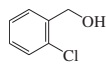
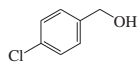
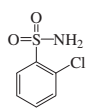
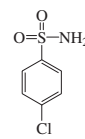
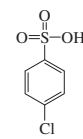
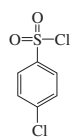
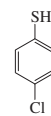
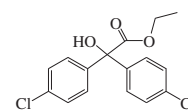


1853
2-Chloroaniline hydrochloride

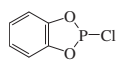
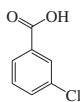
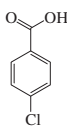
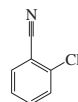
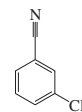
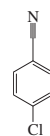
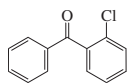
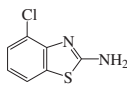
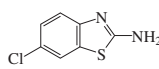
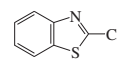
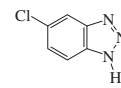
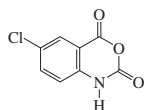
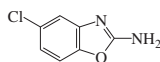
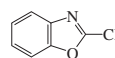
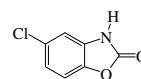
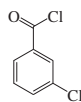
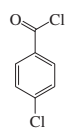
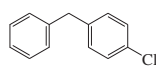
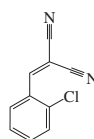
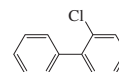
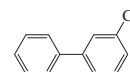
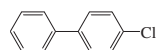
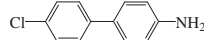
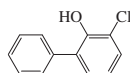
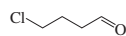
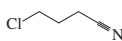
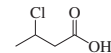
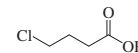
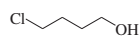
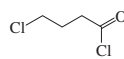


1854
3-Chloroaniline hydrochloride






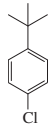

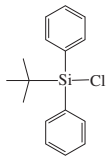
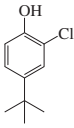

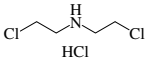
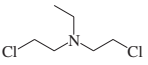
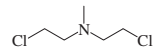


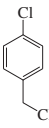

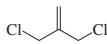
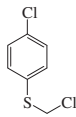
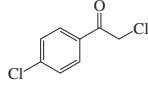
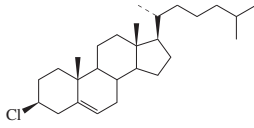
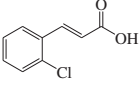
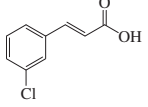
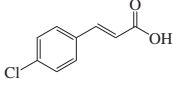






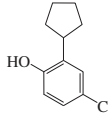

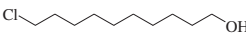
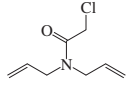
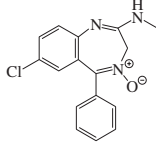


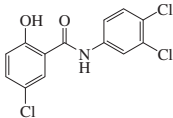
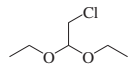
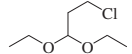
No.	Name	Synonym	Mol. Form.	CAS RN	Mol. Wt.	Physical Form	mp/°C	bp/°C	den g cm ⁻³	n _D	Solubility
1855	2-Chloroanisole	1-Chloro-2-methoxybenzene	C ₇ H ₇ ClO	766-51-8	142.583	liq	-26.5(0.2)	201.8(0.4)	1.1911 ²⁰	1.5480 ²⁰	i H ₂ O; s EtOH, eth; sl chl
1856	3-Chloroanisole	1-Chloro-3-methoxybenzene	C ₇ H ₇ ClO	2845-89-8	142.583			193.5	1.1759 ¹²	1.5365 ²⁰	i H ₂ O; s EtOH, eth
1857	4-Chloroanisole	1-Chloro-4-methoxybenzene	C ₇ H ₇ ClO	623-12-1	142.583		<-18	197.5	1.201 ²⁰	1.5390 ²⁰	i H ₂ O; vs EtOH, eth, chl; s ctc
1858	1-Chloroanthracene		C ₁₄ H ₉ Cl	4985-70-0	212.674	lf (HOAc)	83.5		1.1707 ¹⁰⁰	1.6959 ¹⁰⁰	i H ₂ O; s EtOH, eth, bz, ctc
1859	1-Chloro-9,10-anthracenedione		C ₁₄ H ₆ ClO ₂	82-44-0	242.658	ye nd (to or al)	163	sub			i H ₂ O; sl EtOH, ctc; msc eth; s bz
1860	2-Chloro-9,10-anthracenedione		C ₁₄ H ₆ ClO ₂	131-09-9	242.658	pa ye nd (al, HOAc)	209.9(0.4)	sub			i H ₂ O, eth; sl EtOH, bz; vs tol; s PhNO ₂
1861	2-Chlorobenzaldehyde		C ₇ H ₅ ClO	89-98-5	140.567	nd	11.9(0.6)	212.1(1)	1.2483 ²⁰	1.5662 ²⁰	sl H ₂ O; s EtOH, eth, ace, bz, ctc
1862	3-Chlorobenzaldehyde		C ₇ H ₅ ClO	587-04-2	140.567	pr	17.5	213.5	1.2410 ²⁰	1.5650 ²⁰	sl H ₂ O, chl; s EtOH, eth, ace, bz
1863	4-Chlorobenzaldehyde		C ₇ H ₅ ClO	104-88-1	140.567	pl	47(1)	213.5	1.196 ⁶¹	1.555 ⁶¹	s H ₂ O, ace, chl; vs EtOH, eth, bz
1864	2-Chlorobenzamide		C ₇ H ₆ ClNO	609-66-5	155.582	orth nd (w)	141.8				s H ₂ O, EtOH, eth
1865	Chlorobenzene	Phenyl chloride	C ₆ H ₅ Cl	108-90-7	112.557	liq	-45.2(0.1)	131.6(0.2)	1.1058 ²⁰	1.5241 ²⁰	i H ₂ O; msc EtOH, eth; vs bz, ctc
1866	2-Chlorobenzeneacetic acid		C ₈ H ₇ ClO ₂	2444-36-2	170.594	nd (w)	94.2(0.4)				sl H ₂ O; vs EtOH
1867	3-Chlorobenzeneacetic acid		C ₈ H ₇ ClO ₂	1878-65-5	170.594	pl (dil al), nd (lig)	76.6(0.4)				sl H ₂ O, bz, ctc, EtOH; msc eth
1868	4-Chlorobenzeneacetic acid		C ₈ H ₇ ClO ₂	1878-66-6	170.594	nd (w)	104.8(0.4)				s H ₂ O, EtOH, eth, bz
1869	2-Chlorobenzeneacetonitrile		C ₈ H ₆ ClN	2856-63-5	151.594		24	251	1.1737 ¹⁸		
1870	3-Chlorobenzeneacetonitrile		C ₈ H ₆ ClN	1529-41-5	151.594		11.5	261	1.1806 ³⁰	1.5437 ²⁰	
1871	4-Chlorobenzeneacetonitrile		C ₈ H ₆ ClN	140-53-4	151.594		29	265.0	1.1778 ³⁰		s ctc
1872	α -Chlorobenzeneacetyl chloride		C ₈ H ₆ Cl ₂ O	2912-62-1	189.039			120 ²³	1.196 ²⁵	1.5440 ²⁰	
1873	3-Chlorobenzenecarboxylic acid		C ₇ H ₅ ClO ₃	937-14-4	172.566		92 dec				
1874	4-Chloro-1,2-benzenediamine	4-Chloro- <i>o</i> -phenylenediamine	C ₆ H ₇ ClN ₂	95-83-0	142.586	pl (bz-lig) lf (w)	76				sl H ₂ O; vs EtOH, eth; s bz, lig
1875	4-Chloro-1,3-benzenediamine		C ₆ H ₇ ClN ₂	5131-60-2	142.586	pl or nd	91				vs EtOH
1876	2-Chloro-1,4-benzenediamine	2-Chloro- <i>p</i> -phenylenediamine	C ₆ H ₇ ClN ₂	615-66-7	142.586	nd	64				
1877	3-Chloro-1,2-benzenediol		C ₆ H ₅ ClO ₂	4018-65-9	144.556	cry (lig)	48.5	110 ¹¹			vs lig
1878	4-Chloro-1,2-benzenediol		C ₆ H ₅ ClO ₂	2138-22-9	144.556	lf (bz-peth)	90.5	139 ^{10.5}			vs H ₂ O, ace, eth, EtOH
1879	4-Chloro-1,3-benzenediol		C ₆ H ₅ ClO ₂	95-88-5	144.556			257			vs H ₂ O, EtOH, eth, ace, bz, CS ₂
1880	2-Chloro-1,4-benzenediol		C ₆ H ₅ ClO ₂	615-67-8	144.556	red lf (chl), nd (bz)	108	263			vs H ₂ O, chl; s EtOH, eth; vs bz
1881	2-Chlorobenzenemethanamine		C ₇ H ₈ ClN	89-97-4	141.599			72 ²		1.5594 ²⁵	
1882	3-Chlorobenzenemethanamine		C ₇ H ₈ ClN	4152-90-3	141.599			89 ²		1.5570 ²⁵	
1883	4-Chlorobenzenemethanamine		C ₇ H ₈ ClN	104-86-9	141.599			109 ¹³		1.5566 ²⁵	
1884	4-Chlorobenzenemethanethiol		C ₇ H ₇ ClS	6258-66-8	158.649		19.5	113 ¹⁷	1.202 ²⁵	1.5893 ²⁰	
1885	2-Chlorobenzenemethanol		C ₇ H ₇ ClO	17849-38-6	142.583	lf or nd (dil al)	73	230			sl H ₂ O; vs EtOH, eth, lig
1886	4-Chlorobenzenemethanol		C ₇ H ₇ ClO	873-76-7	142.583	nd (w), pl (bz or bz-lig)	75	235			vs bz, eth, EtOH
1887	2-Chlorobenzenesulfonamide		C ₆ H ₆ ClNO ₂ S	6961-82-6	191.636	lf (al)	188.3(0.5)				vs EtOH
1888	4-Chlorobenzenesulfonamide		C ₆ H ₆ ClNO ₂ S	98-64-6	191.636	pr or pl (eth)	146				vs bz, eth
1889	4-Chlorobenzenesulfonic acid	<i>p</i> -Chlorobenzenesulfonic acid	C ₆ H ₅ ClO ₃ S	98-66-8	192.620	nd (w+1)	67	147 ²⁵			s H ₂ O, EtOH; i eth, bz
1890	4-Chlorobenzenesulfonyl chloride		C ₆ H ₄ Cl ₂ O ₂ S	98-60-2	211.066		51	141 ¹⁵			vs eth, bz
1891	2-Chlorobenzenethiol		C ₆ H ₅ ClS	6320-03-2	144.622			205.5	1.2752 ¹⁰		sl H ₂ O, EtOH
1892	3-Chlorobenzenethiol		C ₆ H ₅ ClS	2037-31-2	144.622			206	1.2637 ¹³		i H ₂ O; s EtOH, eth, chl, peth
1893	4-Chlorobenzenethiol		C ₆ H ₅ ClS	106-54-7	144.622		61	206	1.1911 ²⁰	1.5480 ²⁰	i H ₂ O; vs EtOH, eth, bz; sl chl
1894	Chlorobenzilate		C ₁₆ H ₁₄ Cl ₂ O ₃	510-15-6	325.186		39.0(0.5)	157 ^{0.07}	1.2816 ²⁰		

1855
2-Chloroanisole1856
3-Chloroanisole1857
4-Chloroanisole1858
1-Chloroanthracene1859
1-Chloro-9,10-anthracenedione1860
2-Chloro-9,10-anthracenedione1861
2-Chlorobenzaldehyde1862
3-Chlorobenzaldehyde1863
4-Chlorobenzaldehyde1864
2-Chlorobenzamide1865
Chlorobenzene1866
2-Chlorobenzoic acid1867
3-Chlorobenzoic acid1868
4-Chlorobenzoic acid1869
2-Chlorobenzonitrile1870
3-Chlorobenzonitrile1871
4-Chlorobenzonitrile1872
 α -Chlorobenzeneacetyl chloride1873
3-Chlorobenzenecarboxylic acid1874
4-Chloro-1,2-benzenediamine1875
4-Chloro-1,3-benzenediamine1876
2-Chloro-1,4-benzenediamine1877
3-Chloro-1,2-benzenediol1878
4-Chloro-1,2-benzenediol1879
4-Chloro-1,3-benzenediol1880
2-Chloro-1,4-benzenediol1881
2-Chlorobenzenemethanamine1882
3-Chlorobenzenemethanamine1883
4-Chlorobenzenemethanamine1884
4-Chlorobenzenemethanethiol1885
2-Chlorobenzenemethanol1886
4-Chlorobenzenemethanol1887
2-Chlorobenzenesulfonamide1888
4-Chlorobenzenesulfonamide1889
4-Chlorobenzenesulfonic acid1890
4-Chlorobenzenesulfonyl chloride1891
2-Chlorobenzenethiol1892
3-Chlorobenzenethiol1893
4-Chlorobenzenethiol1894
Chlorobenzilate

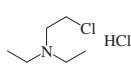
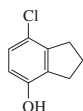
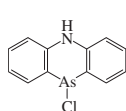
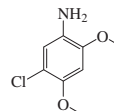
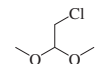
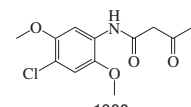
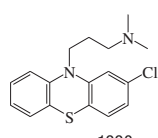
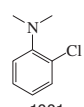
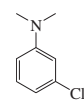
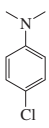
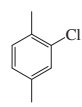
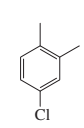
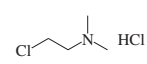
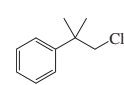
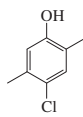
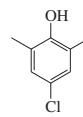
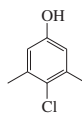
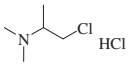
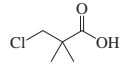
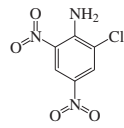
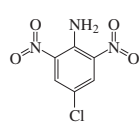
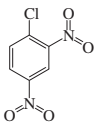
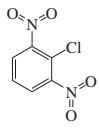
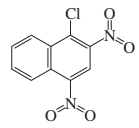
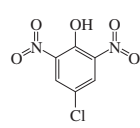
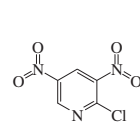
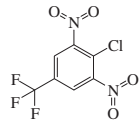
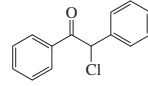
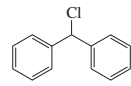
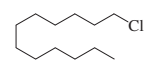
No.	Name	Synonym	Mol. Form.	CAS RN	Mol. Wt.	Physical Form	mp/°C	bp/°C	den g cm ⁻³	n _D	Solubility
1895	2-Chloro-1,3,2-benzodioxaphosphole		C ₆ H ₄ ClO ₂ P	1641-40-3	174.522		30	80 ²⁰	1.4650 ²⁰	1.5712 ²⁰	
1896	2-Chlorobenzoic acid		C ₇ H ₅ ClO ₂	118-91-2	156.567	mcl pr (w)	140.4(0.7)	274(14)	1.544 ²⁰		s H ₂ O, bz; vs EtOH, eth, ace; sl CS ₂
1897	3-Chlorobenzoic acid		C ₇ H ₅ ClO ₂	535-80-8	156.567	pr (w)	154.2(0.2)	283(17)	1.496 ²⁵		sl H ₂ O, bz, ctc, CS ₂ ; s EtOH, eth
1898	4-Chlorobenzoic acid		C ₇ H ₅ ClO ₂	74-11-3	156.567	tol pr (al-eth)	239.5(0.6)				i H ₂ O, bz, ctc; vs EtOH; sl eth, ace
1899	2-Chlorobenzonitrile		C ₇ H ₄ CIN	873-32-5	137.567	nd	43.5(0.4)	235.1(0.5)			sl H ₂ O; s EtOH, eth, chl
1900	3-Chlorobenzonitrile		C ₇ H ₄ CIN	766-84-7	137.567		41	100 ¹⁵			i H ₂ O; s EtOH, eth
1901	4-Chlorobenzonitrile		C ₇ H ₄ CIN	623-03-0	137.567	nd (al)	91.6(0.4)	223.0(0.4)	1.1133 ¹⁷		sl H ₂ O, lig; s EtOH, eth, bz, chl
1902	2-Chlorobenzophenone	2-Chlorophenyl phenyl ketone	C ₁₃ H ₉ ClO	5162-03-8	216.662	pl (chl-lig)	54	330			
1903	4-Chloro-2-benzothiazolamine		C ₇ H ₅ CIN ₂ S	19952-47-7	184.646		204				
1904	6-Chloro-2-benzothiazolamine		C ₇ H ₅ CIN ₂ S	95-24-9	184.646		200				
1905	2-Chlorobenzothiazole		C ₇ H ₄ CINS	615-20-3	169.632		24	248	1.3715 ¹⁰	1.6338 ¹⁰	vs ace, eth, EtOH
1906	5-Chloro-1 <i>H</i> -benzotriazole		C ₆ H ₄ CIN ₃	94-97-3	153.569		158				
1907	6-Chloro-2 <i>H</i> -3,1-benzoxazine-2,4(1 <i>H</i>)-dione	5-Chloroisatoic anhydride	C ₈ H ₄ ClNO ₃	4743-17-3	197.576		280 dec				
1908	5-Chloro-2-benzoxazolamine	Zoxazolamine	C ₇ H ₅ CIN ₂ O	61-80-3	168.580	pl (bz)	184.5				vs EtOH
1909	2-Chlorobenzoxazole		C ₇ H ₄ ClNO	615-18-9	153.566		7	201.5	1.3453 ¹⁸	1.5678 ²⁰	
1910	5-Chloro-2(3 <i>H</i>)-benzoxazolone	Chloroxazone	C ₇ H ₄ ClNO ₂	95-25-0	169.566	cry (ace)	191.5				vs EtOH, MeOH
1911	2-Chlorobenzoyl chloride		C ₇ H ₄ Cl ₂ O	609-65-4	175.012	liq	-4	241(12)		1.5726 ¹⁶	s ctc
1912	3-Chlorobenzoyl chloride		C ₇ H ₄ Cl ₂ O	618-46-2	175.012			225		1.5677 ²⁰	
1913	4-Chlorobenzoyl chloride		C ₇ H ₄ Cl ₂ O	122-01-0	175.012		16	222	1.3770 ²⁰	1.5756 ²⁰	sl chl
1914	1-Chloro-4-benzylbenzene		C ₁₃ H ₁₁ Cl	831-81-2	202.679		7.5	299	1.1247 ²⁰		vs ace
1915	<i>o</i> -Chlorobenzylidene malononitrile		C ₁₀ H ₅ CIN ₂	2698-41-1	188.613	wh cry	96	312			sl H ₂ O; s bz, diox, EtOAc, ace
1916	2-Chlorobiphenyl		C ₁₂ H ₉ Cl	2051-60-7	188.652	mcl (dil al)	31.78(0.08)	273(7)	1.1499 ³²		i H ₂ O; vs eth, EtOH, lig
1917	3-Chlorobiphenyl		C ₁₂ H ₉ Cl	2051-61-8	188.652		16	284.5	1.1579 ²⁵	1.6181 ²⁵	vs ace, eth, EtOH
1918	4-Chlorobiphenyl		C ₁₂ H ₉ Cl	2051-62-9	188.652	lf (lig or al)	75.4(0.2)	293(3)			i H ₂ O; s EtOH, eth, lig
1919	4'-Chloro-[1,1'-biphenyl]-4-amine	4-Amino-4'-chlorodiphenyl amine	C ₁₂ H ₁₀ CIN	135-68-2	203.667	cry (peth)	134				vs ace, bz, eth
1920	3-Chloro-[1,1'-biphenyl]-2-ol	2-Phenyl-6-chlorophenol	C ₁₂ H ₉ ClO	85-97-2	204.651		6	319(4)	1.24 ²⁵	1.6237 ³⁰	i H ₂ O; s EtOH, eth, ace, bz
1921	4-Chloro-1,2-butadiene		C ₄ H ₅ Cl	25790-55-0	88.536			88	0.9891 ²⁰	1.4775 ²⁰	vs ace, bz, eth
1922	1-Chloro-1,3-butadiene		C ₄ H ₅ Cl	627-22-5	88.536			67(6)	0.9606 ²⁰	1.4712 ²⁰	vs eth, EtOH, chl
1923	2-Chloro-1,3-butadiene	Chloroprene	C ₄ H ₅ Cl	126-99-8	88.536	liq	-130	59(3)	0.956 ²⁰	1.4583 ²⁰	sl H ₂ O; msc eth, ace, bz
1924	4-Chlorobutanal		C ₄ H ₇ ClO	6139-84-0	106.551			51 ¹³	1.106 ⁸	1.4466 ⁸	vs ace, eth, EtOH
1925	1-Chlorobutane	Butyl chloride	C ₄ H ₉ Cl	109-69-3	92.567	liq	-123.1(0.2)	78.4(0.2)	0.8857 ²⁰	1.4023 ²⁰	i H ₂ O; msc EtOH, eth; sl ctc
1926	2-Chlorobutane	(±)- <i>sec</i> -Butyl chloride	C ₄ H ₉ Cl	53178-20-4	92.567	liq	-131.3	71(8)	0.8732 ²⁰	1.3971 ²⁰	vs bz, eth, EtOH, chl
1927	4-Chlorobutanenitrile		C ₄ H ₆ CIN	628-20-6	103.551			175(12)	1.0934 ¹⁵	1.4413 ²⁰	i H ₂ O; s EtOH, eth; sl ctc
1928	2-Chlorobutanoic acid		C ₄ H ₇ ClO ₂	4170-24-5	122.551			189 ⁶²⁷	1.1796 ²⁰	1.441 ²⁰	sl H ₂ O; vs EtOH, eth
1929	3-Chlorobutanoic acid		C ₄ H ₇ ClO ₂	625-68-3	122.551	cry (eth)	16	116 ²²	1.1898 ²⁰	1.4221 ²⁰	s EtOH; vs eth; sl ctc
1930	4-Chlorobutanoic acid		C ₄ H ₇ ClO ₂	627-00-9	122.551		16	196 ²²	1.2236 ²⁰	1.4642 ²⁰	vs EtOH
1931	4-Chloro-1-butanol		C ₄ H ₉ ClO	928-51-8	108.566			84 ¹⁶	1.0883 ²⁰	1.4518 ²⁰	vs eth, EtOH
1932	1-Chloro-2-butanol	<i>a</i> -Butylene chlorohydrin	C ₄ H ₉ ClO	1873-25-2	108.566			141	1.068 ²⁵	1.4400 ²⁰	s EtOH, eth
1933	3-Chloro-2-butanone		C ₄ H ₇ ClO	4091-39-8	106.551			129(13)	1.0554 ²⁵	1.4219 ²⁰	
1934	4-Chlorobutanoyl chloride		C ₄ H ₆ Cl ₂ O	4635-59-0	140.996			173.5	1.2581 ²⁰	1.4616 ²⁰	s eth
1935	2-Chloro-1-butene		C ₄ H ₇ Cl	2211-70-3	90.552			58(3)	0.9107 ¹⁵	1.4165 ²¹	vs ace, bz, eth, EtOH
1936	3-Chloro-1-butene		C ₄ H ₇ Cl	563-52-0	90.552			64(3)	0.8978 ²⁰	1.4149 ²⁰	vs eth, ace; s chl

1895
2-Chloro-1,3,2-benzodioxaphosphole1896
2-Chlorobenzoic acid1897
3-Chlorobenzoic acid1898
4-Chlorobenzoic acid1899
2-Chlorobenzonitrile1900
3-Chlorobenzonitrile1901
4-Chlorobenzonitrile1902
2-Chlorobenzophenone1903
4-Chloro-2-benzothiazolamine1904
6-Chloro-2-benzothiazolamine1905
2-Chlorobenzothiazole1906
5-Chloro-1H-benzotriazole1907
6-Chloro-2H-3,1-benzoxazine-2,4(1H)-dione1908
5-Chloro-2-benzoxazolamine1909
2-Chlorobenzoxazole1910
5-Chloro-2(3H)-benzoxazolone1911
2-Chlorobenzoyl chloride1912
3-Chlorobenzoyl chloride1913
4-Chlorobenzoyl chloride1914
1-Chloro-4-benzylbenzene1915
o-Chlorobenzylidene malonitrile1916
2-Chlorobiphenyl1917
3-Chlorobiphenyl1918
4-Chlorobiphenyl1919
4'-Chloro-[1,1'-biphenyl]-4-amine1920
3-Chloro-[1,1'-biphenyl]-2-ol1921
4-Chloro-1,2-butadiene1922
1-Chloro-1,3-butadiene1923
2-Chloro-1,3-butadiene1924
4-Chlorobutanal1925
1-Chlorobutane1926
2-Chlorobutane1927
4-Chlorobutanenitrile1928
2-Chlorobutanoic acid1929
3-Chlorobutanoic acid1930
4-Chlorobutanoic acid1931
4-Chloro-1-butanol1932
1-Chloro-2-butanol1933
3-Chloro-2-butanone1934
4-Chlorobutanoyl chloride1935
2-Chloro-1-butene1936
3-Chloro-1-butene


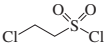

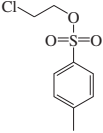

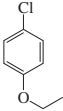
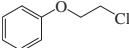

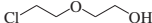
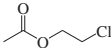
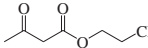


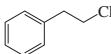


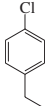
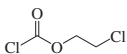
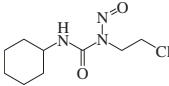
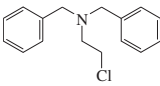
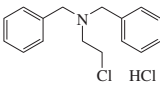

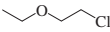
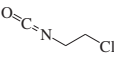
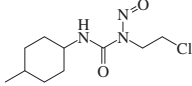
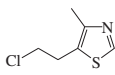
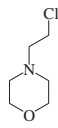
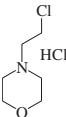


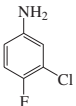


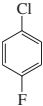




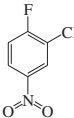
No.	Name	Synonym	Mol. Form.	CAS RN	Mol. Wt.	Physical Form	mp/°C	bp/°C	den g cm ⁻³	n _D	Solubility
1937	4-Chloro-1-butene		C ₄ H ₇ Cl	927-73-1	90.552			74(5)	0.9211 ²⁰	1.4233 ²⁰	vs ace, eth, chl
1938	<i>cis</i> -1-Chloro-2-butene		C ₄ H ₇ Cl	4628-21-1	90.552			84(4)	0.9426 ²⁰	1.4390 ²⁰	i H ₂ O; s EtOH, ace, chl
1939	<i>trans</i> -1-Chloro-2-butene		C ₄ H ₇ Cl	4894-61-5	90.552			85(4)	0.9295 ²⁰	1.4350 ²⁰	i H ₂ O; s ace, chl
1940	<i>cis</i> -2-Chloro-2-butene		C ₄ H ₇ Cl	2211-69-0	90.552	liq	-117.3	65(5)	0.9239 ²⁰	1.4240 ²⁰	i H ₂ O; msc EtOH; s ace, chl
1941	<i>trans</i> -2-Chloro-2-butene		C ₄ H ₇ Cl	2211-68-9	90.552	liq	-105.8	63(3)	0.9138 ²⁰	1.4190 ²⁰	i H ₂ O; msc EtOH; s ace, chl
1942	1-Chloro-4- <i>tert</i> -butylbenzene		C ₁₀ H ₁₃ Cl	3972-56-3	168.663			214(10)	1.0075 ¹⁸	1.5123 ²⁰	
1943	Chloro-(<i>tert</i> -butyl)-dimethylsilane		C ₆ H ₁₅ ClSi	18162-48-6	150.722		89.5	125			
1944	Chloro(<i>tert</i> -butyl)-diphenylsilane		C ₁₆ H ₁₉ ClSi	58479-61-1	274.861			120 ^{0.06}	1.07 ²⁰	1.5675 ²⁰	
1945	2-Chloro-4- <i>tert</i> -butylphenol		C ₁₀ H ₁₃ ClO	98-28-2	184.662			114 ⁸			
1946	3-Chloro-1-butyne		C ₄ H ₅ Cl	21020-24-6	88.536			68.5	1.4218 ²⁵	1.4218 ²⁵	
1947	2-Chloro- <i>N</i> -(2-chloroethyl)-ethanamine, hydrochloride		C ₄ H ₁₀ Cl ₂ N	821-48-7	178.488		215.0				
1948	2-Chloro- <i>N</i> -(2-chloroethyl)- <i>N</i> -ethylethanamine	HN1	C ₆ H ₁₃ Cl ₂ N	538-07-8	170.080	col liq	-34	66 ¹²	1.0861 ²³	1.4653 ²⁵	i H ₂ O
1949	2-Chloro- <i>N</i> -(2-chloroethyl)- <i>N</i> -methylethanamine	Mechlorethamine	C ₅ H ₁₁ Cl ₂ N	51-75-2	156.053		-60	87 ¹⁸			sl H ₂ O; msc ctc, DMF
1950	1-Chloro-2-(chloromethyl)-benzene	2-Chlorobenzyl chloride	C ₇ H ₆ Cl ₂	611-19-8	161.029	liq	-17	217	1.2699 ⁰	1.5530 ²⁰	i H ₂ O; sl EtOH, ctc; vs eth, bz
1951	1-Chloro-3-(chloromethyl)-benzene	3-Chlorobenzyl chloride	C ₇ H ₆ Cl ₂	620-20-2	161.029			216	1.2695 ¹⁵	1.5554 ²⁰	vs EtOH
1952	1-Chloro-4-(chloromethyl)-benzene	4-Chlorobenzyl chloride	C ₇ H ₆ Cl ₂	104-83-6	161.029	nd (dil al)	31	223			sl ctc
1953	Chloro(chloromethyl)-dimethylsilane		C ₃ H ₈ Cl ₂ Si	1719-57-9	143.088			115.5	1.0865 ²⁰	1.4360 ²⁰	
1954	3-Chloro-2-(chloromethyl)-1-propene		C ₄ H ₆ Cl ₂	1871-57-4	124.997	liq	-14	138	1.1782 ²⁰	1.4753	vs EtOH, chl
1955	1-Chloro-4-[(chloromethyl)-thio]benzene		C ₇ H ₆ Cl ₂ S	7205-90-5	193.094		21.5	128 ¹²	1.346 ²⁵	1.6055 ²⁰	
1956	2-Chloro-1-(4-chlorophenyl)-ethanone		C ₈ H ₆ Cl ₂ O	937-20-2	189.039	nd (al)	101.5	270			s EtOH, bz, MeOH
1957	3-Chlorocholest-5-ene, (3β)		C ₂₇ H ₄₆ Cl	910-31-6	405.099	nd (al, ace)	96				i H ₂ O; s EtOH, ace, bz, chl; vs CS ₂
1958	<i>trans</i> - <i>o</i> -Chlorocinnamic acid		C ₉ H ₇ ClO ₂	939-58-2	182.604		212				vs eth, EtOH
1959	<i>trans</i> - <i>m</i> -Chlorocinnamic acid		C ₉ H ₇ ClO ₂	14473-90-6	182.604		165				s EtOH, eth
1960	<i>trans</i> - <i>p</i> -Chlorocinnamic acid		C ₉ H ₇ ClO ₂	940-62-5	182.604		249.5				vs ace, eth, EtOH
1961	Chlorocyclohexane	Cyclohexyl chloride	C ₆ H ₁₁ Cl	542-18-7	118.604	liq	-45(1)	142.6(0.5)	1.000 ²⁰	1.4626 ²⁰	i H ₂ O; msc EtOH, eth, ace, bz; vs chl
1962	2-Chlorocyclohexanone		C ₆ H ₉ ClO	822-87-7	132.587		23	82 ¹⁵	1.160 ²⁰	1.4825 ²⁰	s eth, bz, diox; sl ctc
1963	1-Chlorocyclohexene		C ₆ H ₉ Cl	930-66-5	116.588			140(4)	1.0361 ¹⁹	1.4797 ²⁰	s eth, ace, ctc, chl
1964	Chlorocyclopentane	Cyclopentyl chloride	C ₅ H ₉ Cl	930-28-9	104.578			113.1(0.6)	1.0051 ²⁰	1.4510 ²⁰	i H ₂ O; s eth, ace, bz, ctc
1965	2-Chlorocyclopentanone		C ₆ H ₇ ClO	694-28-0	118.562			87 ¹⁹	1.185 ²⁵	1.4750 ²⁰	
1966	3-Chlorocyclopentene		C ₅ H ₇ Cl	96-40-2	102.563			40 ⁴⁰	1.0388 ²⁵	1.4708 ²⁶	vs eth, EtOH, chl
1967	4-Chloro-2-cyclopentylphenol	Dowicide 9	C ₁₁ H ₁₃ ClO	13347-42-7	196.673			183 ¹⁸			
1968	1-Chlorodecane		C ₁₀ H ₂₁ Cl	1002-69-3	176.727	liq	-31.3	225(3)	0.8696 ²⁰	1.4380 ²⁰	i H ₂ O; vs eth, chl; s ctc
1969	10-Chloro-1-decanol		C ₁₀ H ₂₁ ClO	51309-10-5	192.726		12.5	187 ¹⁵	0.9630 ²⁵	1.4578 ²⁰	vs eth, EtOH
1970	2-Chloro- <i>N,N</i> -diallylacetamide	Allidochlor	C ₈ H ₁₂ ClNO	93-71-0	173.640	liq		116 ¹	1.088 ²⁵	1.4932 ²⁵	sl H ₂ O; s EtOH
1971	Chlorodiazepoxide		C ₁₆ H ₁₄ ClN ₂ O	58-25-3	299.754		236.2				
1972	Chlorodibromomethane		CHBr ₂ Cl	124-48-1	208.280	liq	-20	120	2.451 ²⁰	1.5482 ²⁰	i H ₂ O; s EtOH, eth, ace, bz
1973	Chloro(dichloromethyl)-dimethylsilane	(Dichloromethyl)dimethylchlorosilane	C ₃ H ₇ Cl ₃ Si	18171-59-0	177.533	liq	-48	149	1.2369 ²⁰	1.461 ²⁰	
1974	5-Chloro- <i>N</i> -(3,4-dichlorophenyl)-2-hydroxybenzamide	3',4',5-Trichlorosalicylanilide	C ₁₃ H ₆ Cl ₃ NO ₂	642-84-2	316.568		247				
1975	2-Chloro-1,1-diethoxyethane		C ₆ H ₁₃ ClO ₂	621-62-5	152.619			157(4)	1.0180 ²⁰	1.4170 ²⁰	sl H ₂ O, ctc; msc EtOH, eth
1976	3-Chloro-1,1-diethoxypropane		C ₇ H ₁₅ ClO ₂	35573-93-4	166.646			84 ²⁵	0.9951 ¹⁹	1.4268 ²⁰	vs ace, bz

 1937 4-Chloro-1-butene	 1938 <i>cis</i> -1-Chloro-2-butene	 1939 <i>trans</i> -1-Chloro-2-butene	 1940 <i>cis</i> -2-Chloro-2-butene	 1941 <i>trans</i> -2-Chloro-2-butene	 1942 1-Chloro-4- <i>tert</i> -butylbenzene	 1943 Chloro-(<i>tert</i> -butyl)dimethylsilane
 1944 Chloro(<i>tert</i> -butyl)diphenylsilane	 1945 2-Chloro-4- <i>tert</i> -butylphenol	 1946 3-Chloro-1-butyne	 1947 2-Chloro- <i>N</i> -(2-chloroethyl)ethanamine, hydrochloride	 1948 2-Chloro- <i>N</i> -(2-chloroethyl)- <i>N</i> -ethylethanamine		
 1949 2-Chloro- <i>N</i> -(2-chloroethyl)- <i>N</i> -methylethanamine	 1950 1-Chloro-2-(chloromethyl)benzene	 1951 1-Chloro-3-(chloromethyl)benzene	 1952 1-Chloro-4-(chloromethyl)benzene			
 1953 Chloro(chloromethyl)dimethylsilane	 1954 3-Chloro-2-(chloromethyl)-1-propene	 1955 1-Chloro-4-[(chloromethyl)thio]benzene	 1956 2-Chloro-1-(4-chlorophenyl)ethanone			
 1957 3-Chlorocholest-5-ene, (3 β)	 1958 <i>trans</i> - <i>o</i> -Chlorocinnamic acid	 1959 <i>trans</i> - <i>m</i> -Chlorocinnamic acid	 1960 <i>trans</i> - <i>p</i> -Chlorocinnamic acid	 1961 Chlorocyclohexane		
 1962 2-Chlorocyclohexanone	 1963 1-Chlorocyclohexene	 1964 Chlorocyclopentane	 1965 2-Chlorocyclopentanone	 1966 3-Chlorocyclopentene	 1967 4-Chloro-2-cyclopentylphenol	
 1968 1-Chlorodecane	 1969 10-Chloro-1-decanol	 1970 2-Chloro- <i>N,N</i> -diallylacetamide	 1971 Chlorodiazepoxide	 1972 Chlorodibromomethane		
 1973 Chloro(dichloromethyl)dimethylsilane	 1974 5-Chloro- <i>N</i> -(3,4-dichlorophenyl)-2-hydroxybenzamide	 1975 2-Chloro-1,1-diethoxyethane	 1976 3-Chloro-1,1-diethoxypropane			

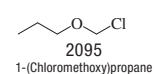
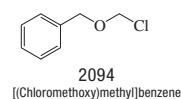
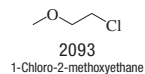
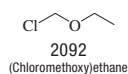
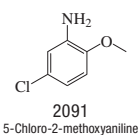
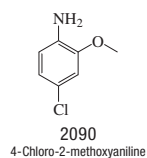
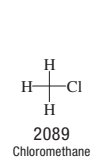
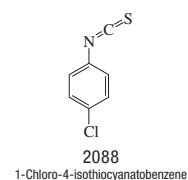
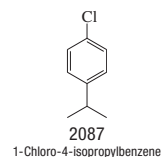
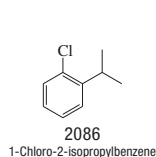
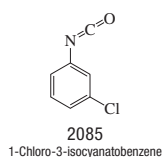
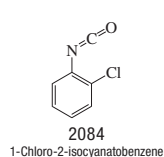
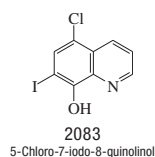
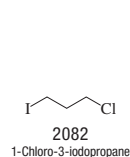
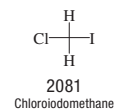
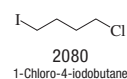
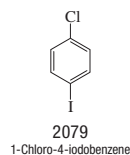
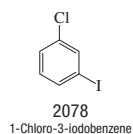
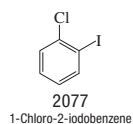
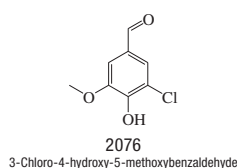
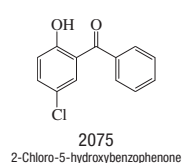
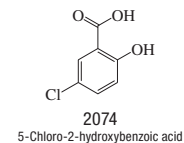
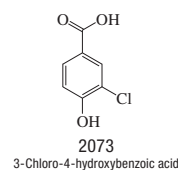
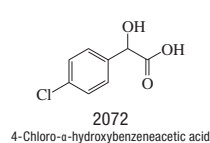
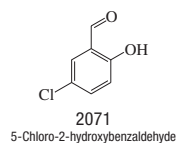
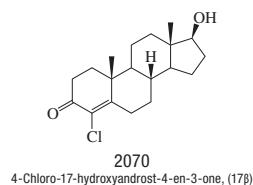
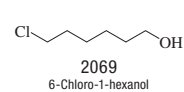
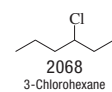
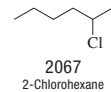
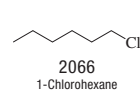
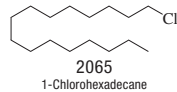
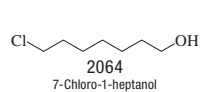
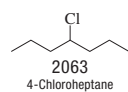
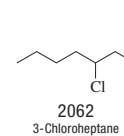
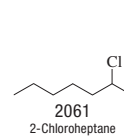
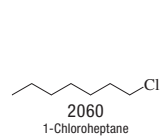
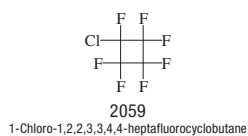
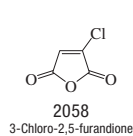
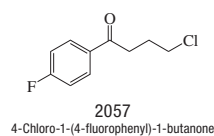
No.	Name	Synonym	Mol. Form.	CAS RN	Mol. Wt.	Physical Form	mp/°C	bp/°C	den g cm ⁻³	n _D	Solubility
1977	2-Chloro- <i>N,N</i> -diethylacetamide		C ₈ H ₁₂ ClNO	2315-36-8	149.618			192 ²⁵			
1978	2-Chloro- <i>N,N</i> -diethylethanamine, hydrochloride		C ₈ H ₁₅ Cl ₂ N	869-24-9	172.096		200				sl H ₂ O
1979	Chlorodifluoroacetic acid		C ₂ HCIF ₂ O ₂	76-04-0	130.478	hyg	25	122		1.3559 ²⁰	s chl
1980	1-Chloro-1,1-difluoroethane	Refrigerant 142b	C ₂ H ₃ ClF ₂	75-68-3	100.495	col gas	-130.43(0.02)	-9.12(0.07)	1.107 ²⁵		i H ₂ O; s bz
1981	1-Chloro-2,2-difluoroethane		C ₂ H ₃ ClF ₂	338-65-8	100.495			35(7)			
1982	1-Chloro-2,2-difluoroethene	1-Chloro-2,2-difluoroethylene	C ₂ HCIF ₂	359-10-4	98.479	col gas	-138.5	-18.8(0.5)			
1983	Chlorodifluoromethane	Refrigerant 22	CHClF ₂	75-45-6	86.469	col gas	-157.41(0.03)	-40.8(0.5)	1.4909 ⁶⁹		sl H ₂ O; s eth, ace, chl
1984	7-Chloro-2,3-dihydro-1 <i>H</i> -inden-4-ol	Chlorindanol	C ₉ H ₉ ClO	145-94-8	168.619	nd (peth)	92				
1985	10-Chloro-5,10-dihydrophenarsazine	Phenarsazine chloride	C ₁₂ H ₉ AsClN	578-94-9	277.581	ye cry	195		1.65		i H ₂ O; sl ctc, bz, xyl
1986	5-Chloro-2,4-dimethoxyaniline		C ₈ H ₁₀ ClNO ₂	97-50-7	187.624		91				
1987	2-Chloro-1,1-dimethoxyethane		C ₄ H ₈ ClO ₂	97-97-2	124.566			127.5	1.068 ²⁰	1.4150 ²⁰	sl EtOH, eth, bz, ctc
1988	<i>N</i> -(4-Chloro-2,5-dimethoxyphenyl)-3-oxobutanamide		C ₁₂ H ₁₄ ClNO ₄	4433-79-8	271.697		107				s chl
1989	Chlorodimethylaluminum	Dimethylaluminum chloride	C ₂ H ₆ AlCl	1184-58-3	92.504	hyg liq	-45	126	0.996		reac H ₂ O; s hx
1990	2-Chloro-10-(3-dimethylaminopropyl)phenothiazine monohydrochloride	Aminazin hydrochloride	C ₁₇ H ₂₀ Cl ₂ N ₂ S	69-09-0	355.325		198(2)				s H ₂ O; i eth, bz; vs chl, EtOH
1991	2-Chloro- <i>N,N</i> -dimethylaniline		C ₈ H ₁₀ ClN	698-01-1	155.625			205	1.1067 ²⁰	1.5578 ²⁰	vs bz, EtOH
1992	3-Chloro- <i>N,N</i> -dimethylaniline		C ₈ H ₁₀ ClN	6848-13-1	155.625			232			sl H ₂ O; s EtOH, ace, bz
1993	4-Chloro- <i>N,N</i> -dimethylaniline		C ₈ H ₁₀ ClN	698-69-1	155.625	nd (al)	35.5	231	1.0480 ¹⁰⁰		s EtOH
1994	2-Chloro-1,4-dimethylbenzene		C ₈ H ₉ Cl	95-72-7	140.610		0.8	185(8)	1.0589 ¹⁵		i H ₂ O; s ace, ctc; vs bz
1995	4-Chloro-1,2-dimethylbenzene		C ₈ H ₉ Cl	615-60-1	140.610	liq	-6	190(13)	1.0682 ¹⁵		i H ₂ O; s ace, ctc; vs bz
1996	2-Chloro- <i>N,N</i> -dimethylethanamine, hydrochloride		C ₄ H ₁₁ Cl ₂ N	4584-46-7	144.043		201.0				sl H ₂ O
1997	(2-Chloro-1,1-dimethylethyl)-benzene	Neophyl chloride	C ₁₀ H ₁₃ Cl	515-40-2	168.663			227(12)	1.047 ²⁰	1.5247 ²⁰	vs ace, bz, eth, EtOH
1998	4-Chloro-2,5-dimethylphenol		C ₈ H ₉ ClO	1124-06-7	156.609	silv-grn nd (lig)	74.5				sl H ₂ O; vs bz, EtOH, peth
1999	4-Chloro-2,6-dimethylphenol		C ₈ H ₉ ClO	1123-63-3	156.609	nd (w)	83				sl H ₂ O; vs bz, EtOH, HOAc
2000	4-Chloro-3,5-dimethylphenol	Chloroxylenol	C ₈ H ₉ ClO	88-04-0	156.609		115	246			sl H ₂ O, bz, peth; s EtOH, eth
2001	Chlorodimethylphenylsilane		C ₈ H ₁₁ ClSi	768-33-2	170.712			194(3)	1.032 ²⁰	1.5082 ²⁰	
2002	1-Chloro- <i>N,N</i> -dimethyl-2-propanamine, hydrochloride		C ₅ H ₁₃ Cl ₂ N	17256-39-2	158.069						s chl
2003	1-Chloro-2,2-dimethylpropane		C ₅ H ₁₁ Cl	753-89-9	106.594	liq	-20(4)	84(1)	0.8660 ²⁰	1.4044 ²⁰	vs bz, eth, EtOH, chl
2004	3-Chloro-2,2-dimethylpropanoic acid		C ₅ H ₉ ClO ₂	13511-38-1	136.577		41(4)	110 ¹⁰			vs ctc
2005	Chlorodimethylsilane		C ₂ H ₇ ClSi	1066-35-9	94.616	liq	-111	34.7	0.852	1.3830 ²⁰	
2006	2-Chloro-4,6-dinitroaniline		C ₆ H ₄ ClN ₂ O ₄	3531-19-9	217.567	ye cry (DMF aq)	157				
2007	4-Chloro-2,6-dinitroaniline		C ₆ H ₄ ClN ₂ O ₄	5388-62-5	217.567	oran-ye nd (al)	147				s EtOH
2008	1-Chloro-2,4-dinitrobenzene		C ₆ H ₃ ClN ₂ O ₄	97-00-7	202.552	ye orth (eth) nd (al) ye cry	50.2(0.9)	315	1.4982 ⁷⁵	1.5857 ⁶⁰	i H ₂ O; sl EtOH; s eth, bz, CS ₂
2009	2-Chloro-1,3-dinitrobenzene		C ₆ H ₃ ClN ₂ O ₄	606-21-3	202.552	ye nd (al, HOAc)	88	315	1.6867 ¹⁶		i H ₂ O; s EtOH, eth, tol; sl chl
2010	1-Chloro-2,4-dinitronaphthalene		C ₁₀ H ₅ ClN ₂ O ₄	2401-85-6	252.611	ye nd (bz)	146.5				
2011	4-Chloro-2,6-dinitrophenol		C ₆ H ₃ ClN ₂ O ₅	88-87-9	218.551	pa ye cry	81		1.74 ²²		vs eth, EtOH, chl
2012	2-Chloro-3,5-dinitropyridine		C ₅ H ₃ ClN ₂ O ₄	2578-45-2	203.541		66.5				
2013	2-Chloro-1,3-dinitro-5-(trifluoromethyl)benzene		C ₇ H ₂ ClF ₃ N ₂ O ₄	393-75-9	270.550		57				
2014	4-Chloro-1,3-dioxolan-2-one	Chloroethylene carbonate	C ₃ H ₃ ClO ₃	3967-54-2	122.507	liq	110	213	1.504	1.4540 ²⁰	
2015	2-Chloro-1,2-diphenylethanone		C ₁₄ H ₁₁ ClO	447-31-4	230.689	nd (al)	68.5	dec			s EtOH; sl chl; i alk
2016	Chlorodiphenylmethane		C ₁₃ H ₁₁ Cl	90-99-3	202.679		17.0(0.4)	140 ³	1.140 ²⁵	1.5951 ²⁰	s chl
2017	1-Chlorododecane	Lauryl chloride	C ₁₂ H ₂₅ Cl	112-52-7	204.780	liq	-9.3	263(4)	0.8673 ²⁰	1.4434 ²⁰	i H ₂ O; vs EtOH; msc ace, ctc; s bz

1977
2-Chloro-*N,N*-diethylacetamide1978
2-Chloro-*N,N*-diethylethanamine, hydrochloride1979
Chlorodifluoroacetic acid1980
1-Chloro-1,1-difluoroethane1981
1-Chloro-2,2-difluoroethane1982
1-Chloro-2,2-difluoroethene1983
Chlorodifluoromethane1984
7-Chloro-2,3-dihydro-1*H*-inden-4-ol1985
10-Chloro-5,10-dihydrophenarsazine1986
5-Chloro-2,4-dimethoxyaniline1987
2-Chloro-1,1-dimethoxyethane1988
N-(4-Chloro-2,5-dimethoxyphenyl)-3-oxobutanamide1989
Chlorodimethylaluminum1990
2-Chloro-10-(3-dimethylaminopropyl)phenothiazine monohydrochloride1991
2-Chloro-*N,N*-dimethylaniline1992
3-Chloro-*N,N*-dimethylaniline1993
4-Chloro-*N,N*-dimethylaniline1994
2-Chloro-1,4-dimethylbenzene1995
4-Chloro-1,2-dimethylbenzene1996
2-Chloro-*N,N*-dimethylethanamine, hydrochloride1997
(2-Chloro-1,1-dimethylethyl)benzene1998
4-Chloro-2,5-dimethylphenol1999
4-Chloro-2,6-dimethylphenol2000
4-Chloro-3,5-dimethylphenol2001
Chlorodimethylphenylsilane2002
1-Chloro-*N,N*-dimethyl-2-propanamine, hydrochloride2003
1-Chloro-2,2-dimethylpropane2004
3-Chloro-2,2-dimethylpropanoic acid2005
Chlorodimethylsilane2006
2-Chloro-4,6-dinitroaniline2007
4-Chloro-2,6-dinitroaniline2008
1-Chloro-2,4-dinitrobenzene2009
2-Chloro-1,3-dinitrobenzene2010
1-Chloro-2,4-dinitronaphthalene2011
4-Chloro-2,6-dinitrophenol2012
2-Chloro-3,5-dinitropyridine2013
2-Chloro-1,3-dinitro-5-(trifluoromethyl)benzene2014
4-Chloro-1,3-dioxolan-2-one2015
2-Chloro-1,2-diphenylethane2016
Chlorodiphenylmethane2017
1-Chlorododecane


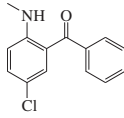
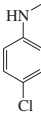
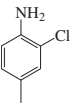


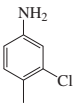
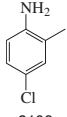

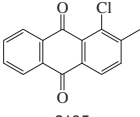

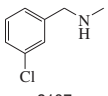
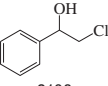
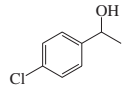
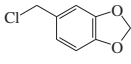






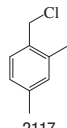
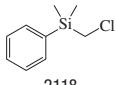
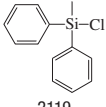
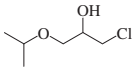
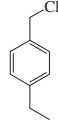


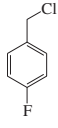

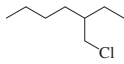
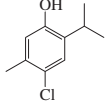
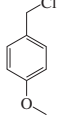


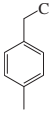


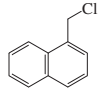
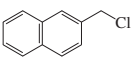
No.	Name	Synonym	Mol. Form.	CAS RN	Mol. Wt.	Physical Form	mp/°C	bp/°C	den g cm ⁻³	n _D	Solubility
2018	Chloroethane	Ethyl chloride	C ₂ H ₅ Cl	75-00-3	64.514	vol liq or gas	-138(2)	12.3(0.2)	0.9239 ⁰	1.3676 ²⁰	sl H ₂ O, chl; vs EtOH; msc eth
2019	2-Chloroethanesulfonyl chloride		C ₂ H ₄ Cl ₂ O ₂ S	1622-32-8	163.023			201.5	1.555 ²⁰	1.4920 ²⁰	
2020	2-Chloroethanol	Ethylene chlorohydrin	C ₂ H ₅ ClO	107-07-3	80.513	liq	-68(2)	126(2)	1.2019 ²⁰	1.4419 ²⁰	msc H ₂ O, EtOH; sl eth; s chl
2021	2-Chloroethanol, 4-methylbenzenesulfonate		C ₉ H ₁₁ ClO ₃ S	80-41-1	234.699			210 ²¹			i H ₂ O; s ctc
2022	Chloroethene	Vinyl chloride	C ₂ H ₃ Cl	75-01-4	62.498	col gas	-153.84(0.02)	-13.8(0.3)	0.9106 ²⁰	1.3700 ²⁰	sl H ₂ O; vs EtOH; vs eth
2023	1-Chloro-4-ethoxybenzene		C ₈ H ₉ ClO	622-61-7	156.609		17.1(0.2)	212(1)	1.1254 ²⁰	1.5252 ²⁰	s EtOH, eth, HOAc; vs bz; sl ctc
2024	(2-Chloroethoxy)benzene		C ₈ H ₉ ClO	622-86-6	156.609		28	218.5			i H ₂ O; vs EtOH, eth, ace, bz; sl ctc
2025	1-Chloro-1-ethoxyethane		C ₄ H ₉ ClO	7081-78-9	108.566			93.5	0.9655 ²⁰	1.4053 ²⁰	
2026	2-(2-Chloroethoxy)ethanol		C ₄ H ₉ ClO ₂	628-89-7	124.566			194(3)	1.18 ²⁵	1.4529 ²⁰	vs H ₂ O; msc EtOH, eth
2027	2-Chloroethyl acetate	β-Chloroethyl acetate	C ₄ H ₇ ClO ₂	542-58-5	122.551			129(11)	1.178 ²⁰	1.4234 ²⁰	i H ₂ O; msc EtOH, eth; s ctc
2028	2-Chloroethyl acetoacetate		C ₆ H ₉ ClO ₃	54527-68-3	164.586			198	1.2055 ²¹	1.4430 ²⁰	vs bz, eth, EtOH
2029	2-Chloroethylamine hydrochloride	2-Chloroethanamine hydrochloride	C ₂ H ₇ Cl ₂ N	870-24-6	115.990		146.3				vs H ₂ O, ace, EtOH
2030	(1-Chloroethyl)benzene		C ₈ H ₉ Cl	672-65-1	140.610			105 ⁵⁰			
2031	(2-Chloroethyl)benzene		C ₈ H ₉ Cl	622-24-2	140.610			198(15)	1.069 ²⁵	1.5276 ²⁰	i H ₂ O; s EtOH, eth, ace, bz, CS ₂
2032	1-Chloro-2-ethylbenzene		C ₈ H ₉ Cl	89-96-3	140.610	liq	-83.3(0.2)	177(3)	1.0569 ²⁰	1.5218 ²⁰	i H ₂ O; s ace, bz, ctc, chl
2033	1-Chloro-3-ethylbenzene		C ₈ H ₉ Cl	620-16-6	140.610	liq	-55.0(0.2)	180(3)	1.0529 ²⁰	1.5195 ²⁰	vs ace, bz, eth, EtOH
2034	1-Chloro-4-ethylbenzene		C ₈ H ₉ Cl	622-98-0	140.610	liq	-62.5(0.1)	184.4(0.9)	1.0455 ²⁰	1.5175 ²⁰	i H ₂ O; msc EtOH, eth, ace, peth; s HOAc
2035	2-Chloroethyl chloroformate		C ₃ H ₄ Cl ₂ O ₂	627-11-2	142.969			155	1.3847 ²⁰	1.4483 ²⁰	i H ₂ O; s EtOH, eth, ace, bz; sl ctc
2036	1-(2-Chloroethyl)-3-cyclohexyl-1-nitrosourea	Lomustine	C ₉ H ₁₆ ClN ₃ O ₂	13010-47-4	233.695	ye pow	90				i H ₂ O; s EtOH
2037	<i>N</i> -(2-Chloroethyl)-dibenzylamine	Dibenamine	C ₁₆ H ₁₈ ClN	51-50-3	259.774	oily liq		169 ³			
2038	<i>N</i> -(2-Chloroethyl)-dibenzylamine hydrochloride	Dibenamine hydrochloride	C ₁₆ H ₁₈ Cl ₂ N	55-43-6	296.235	cry	194				i H ₂ O; s EtOH, dil acid
2039	Chloroethyldimethylsilane		C ₄ H ₁₁ ClSi	6917-76-6	122.669			89.5	0.8675 ²⁰	1.4105 ²⁰	
2040	2-Chloroethyl ethyl ether		C ₄ H ₉ ClO	628-34-2	108.566			98(4)	0.9895 ²⁰	1.4113 ²⁰	sl H ₂ O; msc eth; s chl
2041	2-Chloroethyl isocyanate		C ₃ H ₄ ClNO	1943-83-5	105.523			44 ¹⁷			
2042	1-(2-Chloroethyl)-3-(4-methylcyclohexyl)-1-nitrosourea	Semustine	C ₁₀ H ₁₈ ClN ₃ O ₂	13909-09-6	247.722	cry	64 dec				
2043	5-(2-Chloroethyl)-4-methylthiazole	Clomethiazole	C ₆ H ₈ ClNS	533-45-9	161.653	oil		92 ⁷	1.233 ²⁵		
2044	<i>N</i> -(2-Chloroethyl)morpholine		C ₈ H ₁₂ ClNO	3240-94-6	149.618			42 ¹			
2045	4-(2-Chloroethyl)morpholine, hydrochloride		C ₈ H ₁₃ Cl ₂ NO	3647-69-6	186.079		185				
2046	1-Chloro-2-(ethylthio)ethane		C ₄ H ₉ ClS	693-07-2	124.632			157	1.0663 ²⁵		
2047	2-Chloroethyl vinyl ether		C ₄ H ₇ ClO	110-75-8	106.551	liq	-70	108	1.0495 ²⁰	1.4378 ²⁰	vs EtOH, eth; sl chl
2048	3-Chloro-4-fluoroaniline		C ₆ H ₆ ClFN	367-21-5	145.562		45.0	227.0			
2049	1-Chloro-2-fluorobenzene		C ₆ H ₄ ClF	348-51-6	130.547	liq	-43	137.6	1.2233 ³⁰	1.4918 ³⁰	i H ₂ O; s ace, bz
2050	1-Chloro-3-fluorobenzene		C ₆ H ₄ ClF	625-98-9	130.547			128(25)	1.221 ²⁵	1.4911	
2051	1-Chloro-4-fluorobenzene		C ₆ H ₄ ClF	352-33-0	130.547	liq	-26.8	130	1.4990 ¹⁵	1.4990 ¹⁵	i H ₂ O; s EtOH, eth, bz
2052	1-Chloro-1-fluoroethane		C ₂ H ₄ ClF	1615-75-4	82.504	vol liq or gas		16(5)			
2053	1-Chloro-2-fluoroethane		C ₂ H ₄ ClF	762-50-5	82.504			53.1(0.2)	1.1747 ²⁰	1.3775 ²⁰	vs eth, EtOH
2054	Chlorofluoromethane		CH ₂ ClF	593-70-4	68.478	col gas	-135.1	-9.1			sl H ₂ O; vs chl
2055	1-Chloro-3-fluoro-2-methylbenzene		C ₇ H ₆ ClF	443-83-4	144.574			154	1.191 ²⁵	1.5026 ²⁰	
2056	2-Chloro-1-fluoro-4-nitrobenzene	3-Chloro-4-fluoronitrobenzene	C ₆ H ₃ ClFNO ₂	350-30-1	175.545		41.5	229.5			

 2018 Chloroethane	 2019 2-Chloroethanesulfonyl chloride	 2020 2-Chloroethanol	 2021 2-Chloroethanol, 4-methylbenzenesulfonate	 2022 Chloroethene	 2023 1-Chloro-4-ethoxybenzene
 2024 (2-Chloroethoxy)benzene	 2025 1-Chloro-1-ethoxyethane	 2026 2-(2-Chloroethoxy)ethanol	 2027 2-Chloroethyl acetate	 2028 2-Chloroethyl acetoacetate	 2029 2-Chloroethylamine hydrochloride
 2030 (1-Chloroethyl)benzene	 2031 (2-Chloroethyl)benzene	 2032 1-Chloro-2-ethylbenzene	 2033 1-Chloro-3-ethylbenzene	 2034 1-Chloro-4-ethylbenzene	 2035 2-Chloroethyl chloroformate
 2036 1-(2-Chloroethyl)-3-cyclohexyl-1-nitrosourea	 2037 <i>N</i> -(2-Chloroethyl)dibenzylamine	 2038 <i>N</i> -(2-Chloroethyl)dibenzylamine hydrochloride	 2039 Chloroethyltrimethylsilane	 2040 2-Chloroethyl ethyl ether	
 2041 2-Chloroethyl isocyanate	 2042 1-(2-Chloroethyl)-3-(4-methylcyclohexyl)-1-nitrosourea	 2043 5-(2-Chloroethyl)-4-methylthiazole	 2044 <i>N</i> -(2-Chloroethyl)morpholine		
 2045 4-(2-Chloroethyl)morpholine, hydrochloride	 2046 1-Chloro-2-(ethylthio)ethane	 2047 2-Chloroethyl vinyl ether	 2048 3-Chloro-4-fluoroaniline	 2049 1-Chloro-2-fluorobenzene	 2050 1-Chloro-3-fluorobenzene
 2051 1-Chloro-4-fluorobenzene	 2052 1-Chloro-1-fluoroethane	 2053 1-Chloro-2-fluoroethane	 2054 Chlorofluoromethane	 2055 1-Chloro-3-fluoro-2-methylbenzene	 2056 2-Chloro-1-fluoro-4-nitrobenzene

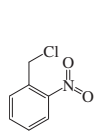
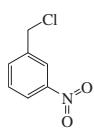
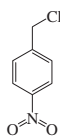
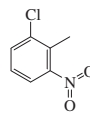
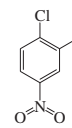
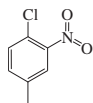
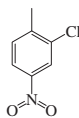
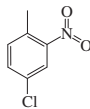
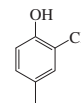
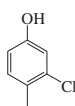
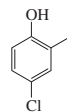
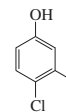
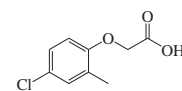
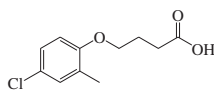
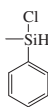
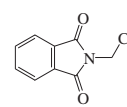
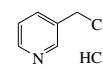
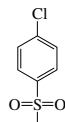
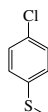
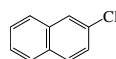
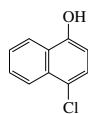
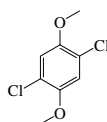
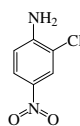
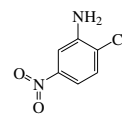
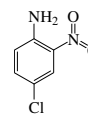
No.	Name	Synonym	Mol. Form.	CAS RN	Mol. Wt.	Physical Form	mp/°C	bp/°C	den g cm ⁻³	n _D	Solubility
2057	4-Chloro-1-(4-fluorophenyl)-1-butanone		C ₁₀ H ₉ ClFO	3874-54-2	200.636			136 ⁶	1.222 ²⁵	1.5255 ²⁰	
2058	3-Chloro-2,5-furandione		C ₄ HClO ₃	96-02-6	132.502		33	196	1.5375 ²⁵	1.4980 ²⁰	
2059	1-Chloro-1,2,2,3,3,4,4-heptafluorocyclobutane	Refrigerant C317	C ₄ ClF ₇	377-41-3	216.485	liq or gas	-39.1	25	1.602 ¹⁵		
2060	1-Chloroheptane	Heptyl chloride	C ₇ H ₁₅ Cl	629-06-1	134.647	liq	-69.4(0.4)	159(2)	0.8762 ²⁰	1.4264 ²⁰	i H ₂ O; msc EtOH, eth; sl ctc; s chl
2061	2-Chloroheptane		C ₇ H ₁₅ Cl	1001-89-4	134.647			61 ³²	0.8672 ²⁰	1.4221 ²⁰	i H ₂ O; vs eth; s bz, chl, HOAc
2062	3-Chloroheptane		C ₇ H ₁₅ Cl	999-52-0	134.647			156(9)	0.8690 ²⁰	1.4228 ²⁰	vs bz, eth
2063	4-Chloroheptane		C ₇ H ₁₅ Cl	998-95-8	134.647			156(9)	0.8710 ²⁰	1.4237 ²⁰	vs bz, eth
2064	7-Chloro-1-heptanol	Heptamethylene chlorohydrin	C ₇ H ₁₅ ClO	55944-70-2	150.646	cry (peth, bz)	11	150 ²⁰	0.9998 ¹⁵	1.4537 ²⁵	vs EtOH, peth
2065	1-Chlorohexadecane		C ₁₆ H ₃₃ Cl	4860-03-1	260.886		17.9	326(4)	0.8635 ²⁰	1.4503 ²⁰	i H ₂ O
2066	1-Chlorohexane	Hexyl chloride	C ₆ H ₁₃ Cl	544-10-5	120.620	liq	-94(1)	135.0(0.5)	0.8738 ²⁵	1.4200 ²⁰	i H ₂ O; s EtOH, eth, ace, bz; vs chl; sl ctc
2067	2-Chlorohexane	2-Hexyl chloride	C ₆ H ₁₃ Cl	638-28-8	120.620			124(5)	0.8694 ²¹	1.4142 ²²	vs ace, bz, eth, EtOH
2068	3-Chlorohexane	3-Hexyl chloride	C ₆ H ₁₃ Cl	2346-81-8	120.620			121(5)	0.8684 ²⁰	1.4163 ²⁰	vs ace, bz, eth, EtOH
2069	6-Chloro-1-hexanol		C ₆ H ₁₃ ClO	2009-83-8	136.619			107 ¹²	1.0241 ²⁰	1.4550 ²⁰	sl H ₂ O; vs EtOH, eth
2070	4-Chloro-17-hydroxyandrost-4-en-3-one, (17β)	Clostebol	C ₁₉ H ₂₇ ClO ₂	1093-58-9	322.869		189				
2071	5-Chloro-2-hydroxybenzaldehyde		C ₇ H ₅ ClO ₂	635-93-8	156.567	pl (al)	100.3	105 ¹²			i H ₂ O; vs EtOH; s eth, alk
2072	4-Chloro-α-hydroxybenzeneacetic acid		C ₈ H ₇ ClO ₃	492-86-4	186.593		120.3				vs bz, EtOH
2073	3-Chloro-4-hydroxybenzoic acid		C ₇ H ₅ ClO ₃	3964-58-7	172.566	nd (w)	171	sub			sl H ₂ O, bz, chl; vs EtOH, eth, ace
2074	5-Chloro-2-hydroxybenzoic acid		C ₇ H ₅ ClO ₃	321-14-2	172.566	nd (w, al)	174.8				s H ₂ O, eth; vs EtOH, bz; sl ace
2075	2-Chloro-5-hydroxybenzophenone		C ₁₃ H ₉ ClO ₂	85-19-8	232.662		95.3				i H ₂ O
2076	3-Chloro-4-hydroxy-5-methoxybenzaldehyde		C ₈ H ₇ ClO ₃	19463-48-0	186.593	tetr	169.4(0.6)				i H ₂ O; s EtOH, HOAc
2077	1-Chloro-2-iodobenzene		C ₆ H ₄ ClI	615-41-8	238.453		0.7	234.5	1.9515 ²⁵	1.6331 ²⁵	i H ₂ O; s ace; sl ctc
2078	1-Chloro-3-iodobenzene		C ₆ H ₄ ClI	625-99-0	238.453			230	1.9255 ²⁰		i H ₂ O; s ace
2079	1-Chloro-4-iodobenzene		C ₆ H ₄ ClI	637-87-6	238.453	lf (ace, al)	53.57(0.05)	226(19)	1.886 ²⁷		i H ₂ O; s EtOH, PhNO ₂ ; sl chl
2080	1-Chloro-4-iodobutane		C ₄ H ₉ ClI	10297-05-9	218.464	liq		116	1.785	1.5400 ²⁰	
2081	Chloriodomethane		CH ₂ ClI	593-71-5	176.384			114(14)	2.422 ²⁰	1.5822 ²⁰	vs ace, bz, eth, EtOH
2082	1-Chloro-3-iodopropane		C ₃ H ₆ ClI	6940-76-7	204.437			163(6)	1.904 ²⁰	1.5472 ²⁰	i H ₂ O; s eth, bz, chl; sl ctc
2083	5-Chloro-7-iodo-8-quinolinol	Iodochlorhydroxyquin	C ₉ H ₅ ClINO	130-26-7	305.499	ye br nd (al)	178.5				sl EtOH; s HOAc
2084	1-Chloro-2-isocyanatobenzene		C ₇ H ₄ ClNO	3320-83-0	153.566		30.5	200.9(0.2)			sl ctc
2085	1-Chloro-3-isocyanatobenzene		C ₇ H ₄ ClNO	2909-38-8	153.566			113 ⁴³			sl chl
2086	1-Chloro-2-isopropylbenzene		C ₉ H ₁₁ Cl	2077-13-6	154.636	liq	-74.4	191(7)	1.0341 ²⁰	1.5168 ²⁰	vs ace, bz, eth, EtOH
2087	1-Chloro-4-isopropylbenzene		C ₉ H ₁₁ Cl	2621-46-7	154.636	liq	-12.3	193(6)	1.0208 ²⁰	1.5117 ²⁰	i H ₂ O; msc EtOH, eth, ace, ctc; vs bz
2088	1-Chloro-4-isothiocyanatobenzene		C ₇ H ₄ ClNS	2131-55-7	169.632	nd (al)	46	249.5			i H ₂ O; s EtOH
2089	Chloromethane	Methyl chloride	CH ₃ Cl	74-87-3	50.488	col gas	-97.6(0.2)	-24.1(0.3)	0.911 ²⁵ (p>1 atm)	1.3389 ²⁰	sl H ₂ O; s EtOH; msc eth, ace, bz, chl
2090	4-Chloro-2-methoxyaniline	4-Chloro-2-anisidine	C ₇ H ₈ ClNO	93-50-5	157.598	nd or pr (dil al)	52	260			s EtOH, eth, bz, chl
2091	5-Chloro-2-methoxyaniline		C ₇ H ₈ ClNO	95-03-4	157.598	nd (dil al)	84				s EtOH; sl lig
2092	(Chloromethoxy)ethane	Chloromethyl ethyl ether	C ₃ H ₇ ClO	3188-13-4	94.540			83	1.0188 ¹⁵	1.4040 ²⁰	
2093	1-Chloro-2-methoxyethane		C ₃ H ₇ ClO	627-42-9	94.540			79(13)	1.0345 ²⁰	1.4111 ²⁰	vs H ₂ O, eth
2094	[(Chloromethoxy)methyl]-benzene		C ₈ H ₉ ClO	3587-60-8	156.609			103 ¹³	1.1350 ²⁰	1.5192 ²⁰	
2095	1-(Chloromethoxy)propane		C ₄ H ₉ ClO	3587-57-3	108.566			109	0.9884 ²⁰	1.4125 ²⁰	vs eth, EtOH



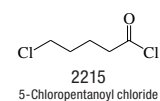
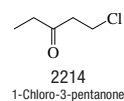
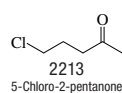
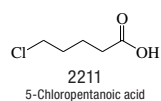
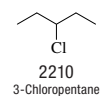
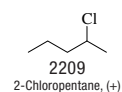
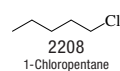
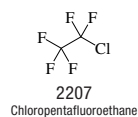
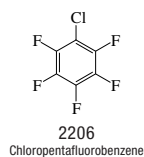
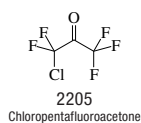
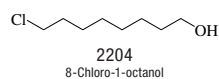
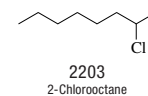
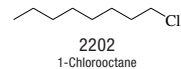
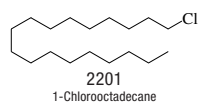
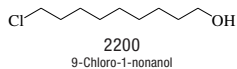
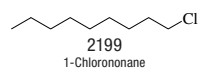
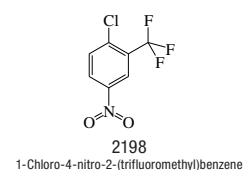
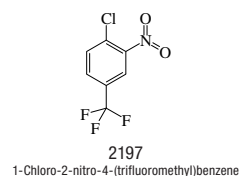
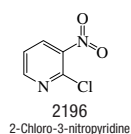
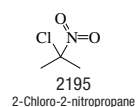
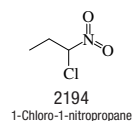
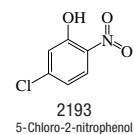
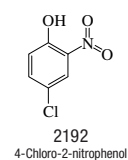
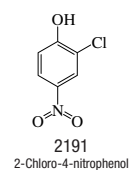
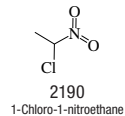
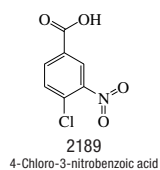
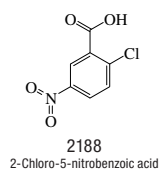
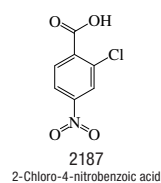
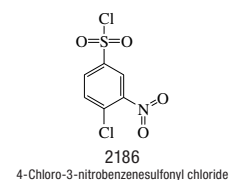
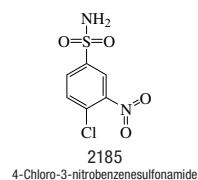
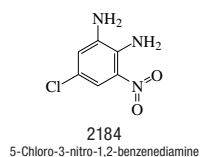
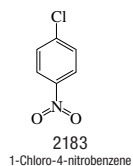
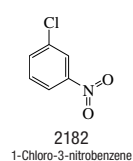
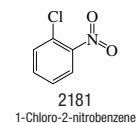
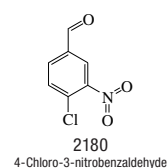
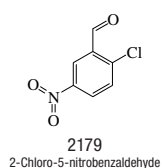
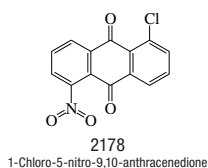
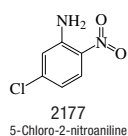
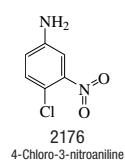
No.	Name	Synonym	Mol. Form.	CAS RN	Mol. Wt.	Physical Form	mp/°C	bp/°C	den g cm ⁻³	n _D	Solubility
2096	Chloromethyl acetate		C ₃ H ₅ ClO ₂	625-56-9	108.524			116	1.194 ²⁰	1.409 ²⁰	vs eth, EtOH
2097	5-Chloro-2-(methylamino)-benzophenone	<i>N</i> -Methyl-2-amino-5-chloro-benzophenone	C ₁₄ H ₁₂ ClNO	1022-13-5	245.704		92				
2098	4-Chloro- <i>N</i> -methylaniline		C ₇ H ₈ ClN	932-96-7	141.599			240	1.169 ¹¹	1.5835 ²⁰	s EtOH, ace, bz
2099	2-Chloro-4-methylaniline		C ₇ H ₈ ClN	615-65-6	141.599		7	220	1.151 ²⁰	1.5748 ²²	sl EtOH, bz
2100	2-Chloro-6-methylaniline		C ₇ H ₈ ClN	87-63-8	141.599			215			
2101	3-Chloro-2-methylaniline		C ₇ H ₈ ClN	87-60-5	141.599		1	245		1.5880 ²⁰	s H ₂ O, EtOH; i eth, bz
2102	3-Chloro-4-methylaniline		C ₇ H ₈ ClN	95-74-9	141.599		26	233(3)			s EtOH; sl ctc
2103	4-Chloro-2-methylaniline	<i>p</i> -Chloro- <i>o</i> -toluidine	C ₇ H ₈ ClN	95-69-2	141.599	lf (al)	30.3	244			s EtOH; sl ctc
2104	5-Chloro-2-methylaniline		C ₇ H ₈ ClN	95-79-4	141.599		26	239			vs EtOH
2105	1-Chloro-2-methyl-9,10-anthracenedione		C ₁₅ H ₉ ClO ₂	129-35-1	256.684		170.5				i EtOH, eth; sl py
2106	(Chloromethyl)benzene	Benzyl chloride	C ₇ H ₇ Cl	100-44-7	126.584	liq	-39.4(0.6)	174(7)	1.1004 ²⁰	1.5391 ²⁰	i H ₂ O; msc EtOH, eth, chl; sl ctc
2107	3-Chloro- <i>N</i> -methylbenzene-methanamine		C ₈ H ₁₀ ClN	39191-07-6	155.625			88 ⁴		1.5350 ²⁵	s chl
2108	α -(Chloromethyl)-benzenemethanol		C ₈ H ₉ ClO	1674-30-2	156.609			128 ¹⁷	1.1926 ²⁰	1.5523 ²⁰	s EtOH; vs eth
2109	4-Chloro- α -methylbenzenemethanol		C ₈ H ₉ ClO	3391-10-4	156.609			121 ¹⁵		1.5505 ²⁰	s ctc
2110	5-(Chloromethyl)-1,3-benzodioxole		C ₈ H ₇ ClO ₂	20850-43-5	170.594		20.5	134 ¹⁴	1.312 ²⁵	1.5660 ²⁰	
2111	1-Chloro-3-methylbutane	Isopentyl chloride	C ₅ H ₁₁ Cl	107-84-6	106.594	liq	-104.4	99(2)	0.8750 ²⁰	1.4084 ²⁰	sl H ₂ O; msc EtOH, eth; vs chl
2112	2-Chloro-2-methylbutane		C ₅ H ₁₁ Cl	594-36-5	106.594	liq	-72.6(0.5)	85(1)	0.8653 ²⁰	1.4055 ²⁰	sl H ₂ O; s EtOH, eth, ctc
2113	2-Chloro-3-methylbutane		C ₅ H ₁₁ Cl	631-65-2	106.594			92(2)	0.878 ²⁰		
2114	1-Chloro-3-methyl-2-butene		C ₅ H ₉ Cl	503-60-6	104.578			109	0.9273 ²⁰	1.4485 ²⁰	vs ace, eth, EtOH, chl
2115	3-Chloro-3-methyl-1-butyne		C ₅ H ₇ Cl	1111-97-3	102.563	liq	-61	76	0.9061 ²⁰		
2116	(Chloromethyl)cyclopropane		C ₄ H ₇ Cl	5911-08-0	90.552	liq	-90.9	87(6)	0.98 ²⁵	1.4350 ²⁰	
2117	1-(Chloromethyl)-2,4-dimethylbenzene		C ₉ H ₁₁ Cl	824-55-5	154.636			233(18)	1.0580 ¹⁹		vs bz, eth, EtOH
2118	(Chloromethyl)dimethylphenylsilane		C ₉ H ₁₃ ClSi	1833-51-8	184.738			225	1.0240 ²⁵		s ctc, CS ₂
2119	Chloromethyldiphenylsilane		C ₁₂ H ₁₃ ClSi	144-79-6	232.781			296(3)	1.1277 ²⁰	1.5742 ²⁰	
2120	1-Chloro-3-(1-methylethoxy)-2-propanol		C ₆ H ₁₃ ClO ₂	4288-84-0	152.619			182	1.0910 ²⁰	1.4370 ²⁵	s EtOH, eth
2121	1-(Chloromethyl)-4-ethylbenzene		C ₉ H ₁₁ Cl	1467-05-6	154.636			95 ¹⁵		1.5290 ²⁵	vs bz, EtOH, chl
2122	(1-Chloro-1-methylethyl)-benzene		C ₉ H ₁₁ Cl	934-53-2	154.636			98 ¹	1.192 ²⁵	1.5290 ²⁵	
2123	1-(Chloromethyl)-2-fluorobenzene		C ₇ H ₆ ClF	345-35-7	144.574			172	1.216 ²⁵	1.5150 ²⁰	
2124	1-(Chloromethyl)-4-fluorobenzene		C ₇ H ₆ ClF	352-11-4	144.574			82 ²⁶	1.2143 ²⁰	1.5130	
2125	2-(Chloromethyl)furan		C ₅ H ₅ ClO	617-88-9	116.546			49 ²⁶	1.1783 ²⁰	1.4941 ²⁰	vs bz, eth, EtOH
2126	3-(Chloromethyl)heptane	2-Ethylhexyl chloride	C ₈ H ₁₇ Cl	123-04-6	148.674			171(3)	0.8769 ²⁰	1.4319 ²⁰	i H ₂ O; s EtOH, eth, ace, bz; sl ctc
2127	4-Chloro-5-methyl-2-isopropylphenol	Chlorothymol	C ₁₀ H ₁₃ ClO	89-68-9	184.662		63	258.5			vs H ₂ O; s EtOH, eth, bz, ctc, peth, alk
2128	1-(Chloromethyl)-4-methoxybenzene		C ₈ H ₉ ClO	824-94-2	156.609	nd	24.5	262.5	1.261 ²⁰	1.580 ²⁰	vs ace, bz, eth
2129	1-(Chloromethyl)-2-methylbenzene		C ₈ H ₉ Cl	552-45-4	140.610			202(13)	1.063 ²⁵	1.5410 ²⁵	vs eth, EtOH
2130	1-(Chloromethyl)-3-methylbenzene		C ₈ H ₉ Cl	620-19-9	140.610			195.5	1.064 ²⁰	1.5345 ²⁰	i H ₂ O; s EtOH, eth
2131	1-(Chloromethyl)-4-methylbenzene		C ₈ H ₉ Cl	104-82-5	140.610			201	1.0512 ²⁰	1.5380	i H ₂ O; s EtOH; msc eth
2132	Chloromethyl methyl ether		C ₂ H ₅ ClO	107-30-2	80.513	liq	-103.5	59(3)	1.063 ¹⁰	1.397 ²⁰	s EtOH, eth, ace, chl
2133	2-(Chloromethyl)-2-methyloxirane		C ₄ H ₇ ClO	598-09-4	106.551			122	1.1011 ²⁰	1.4310 ²⁰	vs H ₂ O, eth
2134	1-(Chloromethyl)naphthalene		C ₁₁ H ₉ Cl	86-52-2	176.642	pr	32	291(21)	1.1813 ²⁰	1.6380 ²⁰	i H ₂ O; s EtOH, ctc, peth
2135	2-(Chloromethyl)naphthalene		C ₁₁ H ₉ Cl	2506-41-4	176.642	lf (al)	48.5	169 ²⁰			i H ₂ O; s EtOH, peth

 2096 Chloromethyl acetate	 2097 5-Chloro-2-(methylamino)benzophenone	 2098 4-Chloro- <i>N</i> -methylaniline	 2099 2-Chloro-4-methylaniline	 2100 2-Chloro-6-methylaniline	 2101 3-Chloro-2-methylaniline	 2102 3-Chloro-4-methylaniline
 2103 4-Chloro-2-methylaniline	 2104 5-Chloro-2-methylaniline	 2105 1-Chloro-2-methyl-9,10-anthracenedione	 2106 (Chloromethyl)benzene	 2107 3-Chloro- <i>N</i> -methylbenzenemethanamine	 2108 α-(Chloromethyl)benzenemethanol	
 2109 4-Chloro-α-methylbenzenemethanol	 2110 5-(Chloromethyl)-1,3-benzodioxole	 2111 1-Chloro-3-methylbutane	 2112 2-Chloro-2-methylbutane	 2113 2-Chloro-3-methylbutane	 2114 1-Chloro-3-methyl-2-butene	
 2115 3-Chloro-3-methyl-1-butyne	 2116 (Chloromethyl)cyclopropane	 2117 1-(Chloromethyl)-2,4-dimethylbenzene	 2118 (Chloromethyl)dimethylphenylsilane	 2119 Chloromethyldiphenylsilane		
 2120 1-Chloro-3-(1-methylethoxy)-2-propanol	 2121 1-(Chloromethyl)-4-ethylbenzene	 2122 (1-Chloro-1-methylethyl)benzene	 2123 1-(Chloromethyl)-2-fluorobenzene	 2124 1-(Chloromethyl)-4-fluorobenzene		
 2125 2-(Chloromethyl)furan	 2126 3-(Chloromethyl)heptane	 2127 4-Chloro-5-methyl-2-isopropylphenol	 2128 1-(Chloromethyl)-4-methoxybenzene	 2129 1-(Chloromethyl)-2-methylbenzene	 2130 1-(Chloromethyl)-3-methylbenzene	
 2131 1-(Chloromethyl)-4-methylbenzene	 2132 Chloromethyl methyl ether	 2133 2-(Chloromethyl)-2-methyloxirane	 2134 1-(Chloromethyl)naphthalene	 2135 2-(Chloromethyl)naphthalene		




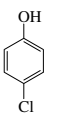
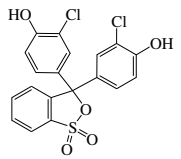
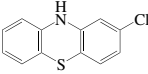
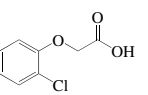
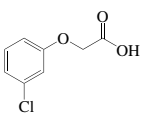
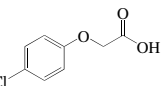
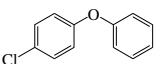
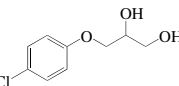
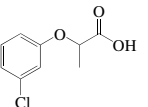
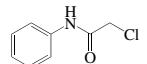
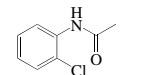
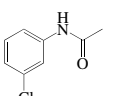
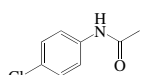
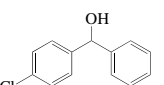
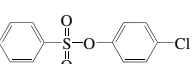
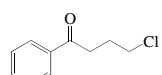
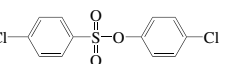
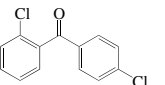
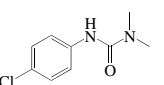
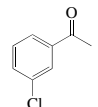
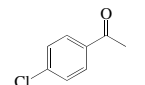
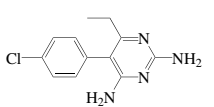
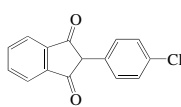
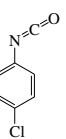
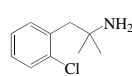
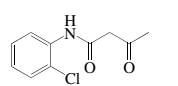
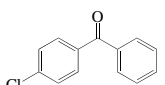
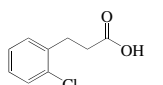
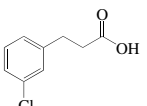
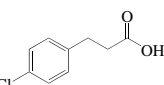
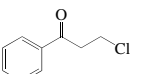
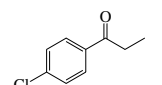
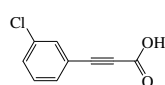

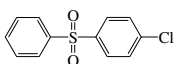
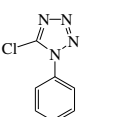
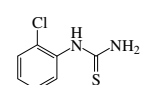
No.	Name	Synonym	Mol. Form.	CAS RN	Mol. Wt.	Physical Form	mp/°C	bp/°C	den g cm ⁻³	n _D	Solubility
2136	1-(Chloromethyl)-2-nitrobenzene		C ₇ H ₆ ClNO ₂	612-23-7	171.582	cry (lig)	47.7(0.2)	125 ⁴		1.5557 ⁸²	i H ₂ O; s EtOH, eth, HOAc; vs ace, bz
2137	1-(Chloromethyl)-3-nitrobenzene		C ₇ H ₆ ClNO ₂	619-23-8	171.582	pa ye nd (lig)	46	173 ³⁴		1.5577 ⁸²	vs ace, bz, eth, EtOH
2138	1-(Chloromethyl)-4-nitrobenzene	4-Nitrobenzyl chloride	C ₇ H ₆ ClNO ₂	100-14-1	171.582	pl or nd (al)	71			1.5647 ⁸²	i H ₂ O; s EtOH, eth; vs ace, bz, AcOEt
2139	1-Chloro-2-methyl-3-nitrobenzene		C ₇ H ₆ ClNO ₂	83-42-1	171.582	nd (dil al)	37.8	238		1.5377 ⁸⁹	i H ₂ O; s EtOH
2140	1-Chloro-2-methyl-4-nitrobenzene		C ₇ H ₆ ClNO ₂	13290-74-9	171.582	ye cry	42.5	249			vs eth
2141	1-Chloro-4-methyl-2-nitrobenzene	4-Chloro-3-nitrotoluene	C ₇ H ₆ ClNO ₂	89-60-1	171.582		7.2(0.2)	261		1.5572 ²⁰	i H ₂ O; s ctc
2142	2-Chloro-1-methyl-4-nitrobenzene		C ₇ H ₆ ClNO ₂	121-86-8	171.582	nd (al)	66.5	260		1.5470 ⁸⁹	sl H ₂ O, chl; s EtOH, eth, HOAc
2143	4-Chloro-1-methyl-2-nitrobenzene		C ₇ H ₆ ClNO ₂	89-59-8	171.582	mcl nd	36.5(1)	242	1.2559 ⁸⁰		i H ₂ O; s EtOH, eth; sl chl
2144	2-Chloro-4-methylpentane		C ₆ H ₁₃ Cl	25346-32-1	120.620			116(10)	0.8610 ²⁰	1.4113 ²⁰	vs eth
2145	3-(Chloromethyl)pentane		C ₆ H ₁₃ Cl	4737-41-1	120.620			126(5)	0.8914 ²⁰	1.4222 ²⁰	vs bz, eth, chl
2146	2-Chloro-4-methylphenol	2-Chloro- <i>p</i> -cresol	C ₇ H ₇ ClO	6640-27-3	142.583			195.5	1.1785 ²⁷	1.5200 ²⁷	vs bz, eth, EtOH
2147	2-Chloro-5-methylphenol	6-Chloro- <i>m</i> -cresol	C ₇ H ₇ ClO	615-74-7	142.583	pr (peth)	46(3)	198(8)	1.215 ¹⁵		vs H ₂ O, EtOH
2148	2-Chloro-6-methylphenol	6-Chloro- <i>o</i> -cresol	C ₇ H ₇ ClO	87-64-9	142.583			189		1.5449 ²⁰	sl H ₂ O; s eth
2149	3-Chloro-4-methylphenol	3-Chloro- <i>p</i> -cresol	C ₇ H ₇ ClO	615-62-3	142.583	nd (al)	55.5	228			vs bz, eth, EtOH
2150	4-Chloro-2-methylphenol	4-Chloro- <i>o</i> -cresol	C ₇ H ₇ ClO	1570-64-5	142.583	nd (peth)	51	223			sl H ₂ O; s peth
2151	4-Chloro-3-methylphenol	4-Chloro- <i>m</i> -cresol	C ₇ H ₇ ClO	59-50-7	142.583	nd (peth)	55(2)	232(9)			sl H ₂ O, chl; s EtOH, eth, peth
2152	(4-Chloro-2-methylphenoxy)-acetic acid	MCPA	C ₉ H ₉ ClO ₃	94-74-6	200.618	pl (bz, to)	119.7(0.9)				sl H ₂ O; vs EtOH, eth; s bz, ctc
2153	4-(4-Chloro-2-methylphenoxy)butanoic acid		C ₁₁ H ₁₃ ClO ₃	94-81-5	228.672		100.4(0.5)				
2154	Chloromethylphenylsilane		C ₇ H ₆ ClSi	1631-82-9	156.685			113 ¹⁰⁰	1.043 ²⁰	1.5171 ²⁰	
2155	(Chloromethyl)phosphonic acid		CH ₄ ClO ₃ P	2565-58-4	130.468	nd (bz/MeNO ₂)	90				
2156	<i>N</i> -Chloromethylphthalimide		C ₉ H ₆ ClNO ₂	17564-64-6	195.603		133.5(0.5)				
2157	2-Chloro-2-methylpropanal		C ₄ H ₇ ClO	917-93-1	106.551			90	1.053 ¹⁵	1.4160 ¹⁶	vs eth, EtOH
2158	1-Chloro-2-methylpropane	Isobutyl chloride	C ₄ H ₉ Cl	513-36-0	92.567	liq	-130.3	69(1)	0.8773 ²⁰	1.3984 ²⁰	sl H ₂ O, ctc; s eth, ace, chl
2159	2-Chloro-2-methylpropane	<i>tert</i> -Butyl chloride	C ₄ H ₉ Cl	507-20-0	92.567	liq	-25.60(0.02)	50.9(0.5)	0.8420 ²⁰	1.3857 ²⁰	sl H ₂ O; msc EtOH, eth; s bz, ctc, chl
2160	1-Chloro-2-methylpropene	Dimethylvinyl chloride	C ₄ H ₇ Cl	513-37-1	90.552			68(4)	0.9186 ²⁰	1.4221 ²⁰	sl H ₂ O; s chl
2161	3-Chloro-2-methylpropene		C ₄ H ₇ Cl	563-47-3	90.552			72(2)	0.9165 ²⁰	1.4291 ²⁰	msc EtOH, eth; s ace; vs chl
2162	3-(Chloromethyl)pyridine, hydrochloride		C ₆ H ₇ Cl ₂ N	6959-48-4	164.033	hyg	143.8				
2163	Chloromethylsilane		CH ₃ ClSi	993-00-0	80.590	col gas	-135	7			
2164	1-Chloro-4-(methylsulfonyl)benzene	4-Chlorobenzenethiol, <i>S</i> -methyl, <i>S,S</i> -dioxide	C ₇ H ₇ ClO ₂ S	98-57-7	190.648		98				
2165	1-Chloro-4-(methylthio)benzene		C ₇ H ₇ ClS	123-09-1	158.649			105 ¹⁰			
2166	1-Chloro-2-(methylthio)ethane		C ₃ H ₇ ClS	542-81-4	110.606			140	1.123 ²⁰	1.4902 ²⁰	s EtOH, eth, ace
2167	Chloro(methylthio)methane		C ₂ H ₅ ClS	2373-51-5	96.579			105	1.153 ²⁵	1.4963 ²⁰	
2168	(Chloromethyl)trimethylsilane		C ₄ H ₁₁ ClSi	2344-80-1	122.669			98.5	0.879 ²⁵	1.4175 ²⁰	
2169	1-Chloronaphthalene	1-Naphthyl chloride	C ₁₀ H ₇ Cl	90-13-1	162.616	oily liq	-6.0(0.2)	259(2)	1.1880 ²⁵	1.6326 ²⁰	i H ₂ O; s EtOH, eth, bz, CS ₂ ; sl ctc
2170	2-Chloronaphthalene		C ₁₀ H ₇ Cl	91-58-7	162.616	pl (dil al), lf	58.02(0.05)	257(21)	1.1377 ⁷¹	1.6079 ¹³	i H ₂ O; s EtOH, eth, bz, chl, CS ₂
2171	4-Chloro-1-naphthol		C ₁₀ H ₇ ClO	604-44-4	178.615	nd (chl, aq al)	120.5				s EtOH, eth, ace, bz, chl
2172	Chloroneb	Benzene, 1,4-dichloro-2,5-dimethoxy-	C ₈ H ₆ Cl ₂ O ₂	2675-77-6	207.055		131.2(0.3)	268			
2173	2-Chloro-4-nitroaniline		C ₆ H ₅ ClN ₂ O ₂	121-87-9	172.569	ye nd (w)	108.4(0.5)				vs eth, EtOH, HOAc
2174	2-Chloro-5-nitroaniline		C ₆ H ₅ ClN ₂ O ₂	6283-25-6	172.569	ye nd (lig)	120.8(0.5)				vs eth, EtOH, HOAc
2175	4-Chloro-2-nitroaniline		C ₆ H ₅ ClN ₂ O ₂	89-63-4	172.569	dk oran-ye pr (dil al)	116.5				vs EtOH, eth, HOAc; sl ace, lig

2136
1-(Chloromethyl)-2-nitrobenzene2137
1-(Chloromethyl)-3-nitrobenzene2138
1-(Chloromethyl)-4-nitrobenzene2139
1-Chloro-2-methyl-3-nitrobenzene2140
1-Chloro-2-methyl-4-nitrobenzene2141
1-Chloro-4-methyl-2-nitrobenzene2142
2-Chloro-1-methyl-4-nitrobenzene2143
4-Chloro-1-methyl-2-nitrobenzene2144
2-Chloro-4-methylpentane2145
3-(Chloromethyl)pentane2146
2-Chloro-4-methylphenol2147
2-Chloro-5-methylphenol2148
2-Chloro-6-methylphenol2149
3-Chloro-4-methylphenol2150
4-Chloro-2-methylphenol2151
4-Chloro-3-methylphenol2152
(4-Chloro-2-methylphenoxy)acetic acid2153
4-(4-Chloro-2-methylphenoxy)butanoic acid2154
Chloromethylphenylsilane2155
(Chloromethyl)phosphonic acid2156
N-Chloromethylphthalimide2157
2-Chloro-2-methylpropanal2158
1-Chloro-2-methylpropane2159
2-Chloro-2-methylpropane2160
1-Chloro-2-methylpropene2161
3-Chloro-2-methylpropene2162
3-(Chloromethyl)pyridine, hydrochloride2163
Chloromethylsilane2164
1-Chloro-4-(methylsulfonyl)benzene2165
1-Chloro-4-(methylthio)benzene2166
1-Chloro-2-(methylthio)ethane2167
Chloro(methylthio)methane2168
(Chloromethyl)trimethylsilane2169
1-Chloronaphthalene2170
2-Chloronaphthalene2171
4-Chloro-1-naphthol2172
Chloroneb2173
2-Chloro-4-nitroaniline2174
2-Chloro-5-nitroaniline2175
4-Chloro-2-nitroaniline

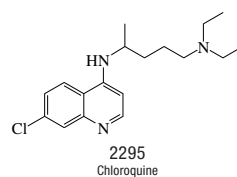
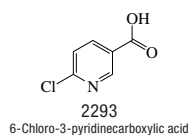
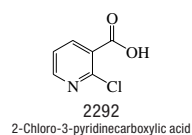
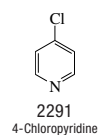
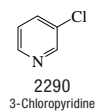
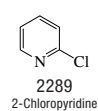
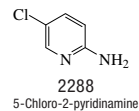
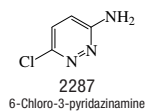
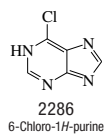
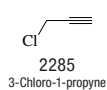
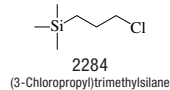
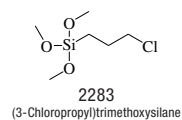
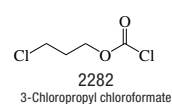
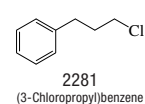
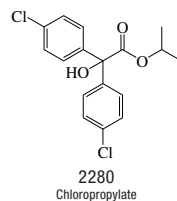
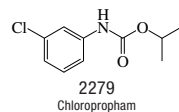
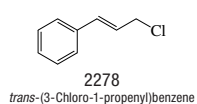
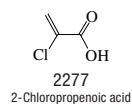
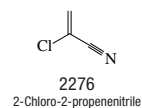
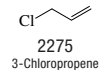
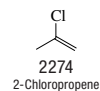
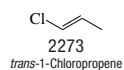
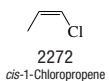
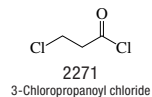
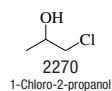
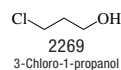
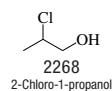
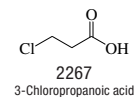
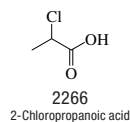
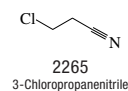
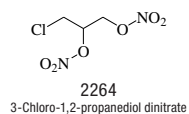
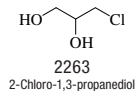
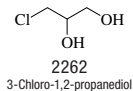
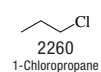
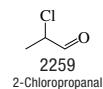
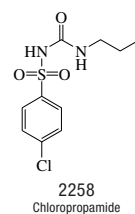
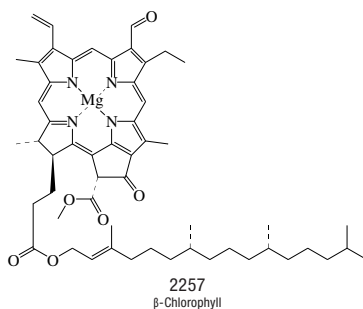
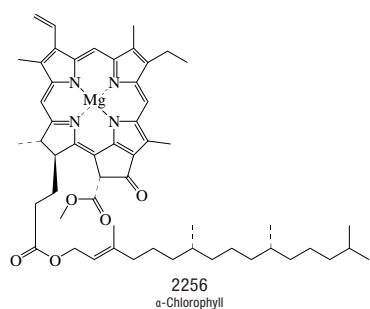
No.	Name	Synonym	Mol. Form.	CAS RN	Mol. Wt.	Physical Form	mp/°C	bp/°C	den g cm ⁻³	n _D	Solubility
2176	4-Chloro-3-nitroaniline		C ₆ H ₅ ClN ₂ O ₂	635-22-3	172.569	ye nd or pr (w) nd (peth)	103				s H ₂ O, eth, chl; vs EtOH; sl lig
2177	5-Chloro-2-nitroaniline		C ₆ H ₅ ClN ₂ O ₂	1635-61-6	172.569	ye nd (CS ₂) ye lf (al, bz)	125.8(0.5)	sub			vs eth, EtOH
2178	1-Chloro-5-nitro-9,10-anthra- cenedione		C ₁₄ H ₆ ClNO ₄	129-40-8	287.656		315.3				i H ₂ O, EtOH, eth, lig; sl bz; s py
2179	2-Chloro-5-nitrobenzaldehyde		C ₇ H ₄ ClNO ₃	6361-21-3	185.565	cry (al)	81.3				vs EtOH, chl
2180	4-Chloro-3-nitrobenzaldehyde		C ₇ H ₄ ClNO ₃	16588-34-4	185.565		64.5				sl H ₂ O; s chl
2181	1-Chloro-2-nitrobenzene	<i>o</i> -Chloronitrobenzene	C ₆ H ₄ ClNO ₂	88-73-3	157.555	mcl nd	32.1(0.3)	246.2(0.7)	1.368 ²⁴²		i H ₂ O; s EtOH, eth, bz; vs ace, tol, py
2182	1-Chloro-3-nitrobenzene	<i>m</i> -Chloronitrobenzene	C ₆ H ₄ ClNO ₂	121-73-3	157.555	pa ye orth pr (al)	43.6(0.2)	236.5(0.6)	1.343 ⁵⁰	1.5374 ⁹⁰	i H ₂ O; s EtOH, eth, bz, chl, CS ₂
2183	1-Chloro-4-nitrobenzene	<i>p</i> -Chloronitrobenzene	C ₆ H ₄ ClNO ₂	100-00-5	157.555	mcl pr	82.2(0.7)	238(3)	1.2979 ⁹⁰	1.5376 ¹⁰⁰	i H ₂ O; sl EtOH; s eth, chl, CS ₂
2184	5-Chloro-3-nitro-1,2-ben- zenediamine		C ₆ H ₆ ClN ₃ O ₂	42389-30-0	187.584		167				
2185	4-Chloro-3-nitrobenzenesul- fonamide		C ₆ H ₅ ClN ₂ O ₄ S	97-09-6	236.633	ye cry (EtOH)	175				
2186	4-Chloro-3-nitrobenzenesulfo- nyl chloride		C ₆ H ₃ Cl ₂ NO ₄ S	97-08-5	256.064		60.8				
2187	2-Chloro-4-nitrobenzoic acid		C ₇ H ₄ ClNO ₄	99-60-5	201.565	nd (w)	141.8				s H ₂ O, EtOH, eth, bz
2188	2-Chloro-5-nitrobenzoic acid		C ₇ H ₄ ClNO ₄	2516-96-3	201.565	nd or pr (w)	166.5		1.608 ¹⁸		sl H ₂ O, ace; s EtOH, eth, bz
2189	4-Chloro-3-nitrobenzoic acid		C ₇ H ₄ ClNO ₄	96-99-1	201.565	nd or pl (w)	182.8		1.645 ¹⁸		i H ₂ O; s EtOH, ace
2190	1-Chloro-1-nitroethane		C ₂ H ₄ ClNO ₂	598-92-5	109.512			124.5	1.2837 ²⁰	1.4224 ²⁰	i H ₂ O; s EtOH, ctc, alk
2191	2-Chloro-4-nitrophenol		C ₆ H ₄ ClNO ₃	619-08-9	173.554	wh nd (50% al)	107.5(0.4)				s H ₂ O, EtOH, eth, chl; sl bz
2192	4-Chloro-2-nitrophenol		C ₆ H ₄ ClNO ₃	89-64-5	173.554	ye mcl pr (al)	87.2(0.4)				i H ₂ O; s EtOH, eth, chl; sl ace
2193	5-Chloro-2-nitrophenol		C ₆ H ₄ ClNO ₃	611-07-4	173.554	ye pr or nd (w)	39(3)	sub			sl H ₂ O; s EtOH, eth, HOAc
2194	1-Chloro-1-nitropropane		C ₃ H ₆ ClNO ₂	600-25-9	123.539			142	1.207 ²⁰	1.4251 ²⁰	sl H ₂ O, chl; s EtOH, eth, oils
2195	2-Chloro-2-nitropropane		C ₃ H ₆ ClNO ₂	594-71-8	123.539		-21.5(0.2)	142(6)	1.2 ²⁰	1.4378 ¹⁹	sl H ₂ O; s EtOH, eth, ctc, oils; i KOH
2196	2-Chloro-3-nitropyridine		C ₅ H ₃ ClN ₂ O ₂	5470-18-8	158.543	nd (w)	104.0				
2197	1-Chloro-2-nitro-4- (trifluoromethyl)benzene		C ₇ H ₃ ClF ₃ NO ₂	121-17-5	225.553	liq	-1.3	222	1.511 ²⁵	1.4893 ²⁰	
2198	1-Chloro-4-nitro-2- (trifluoromethyl)benzene		C ₇ H ₃ ClF ₃ NO ₂	777-37-7	225.553		22	232	1.527 ²⁵	1.5083 ²⁶	
2199	1-Chlorononane		C ₉ H ₁₉ Cl	2473-01-0	162.700	liq	-39.4	204(3)	0.8674 ²⁵	1.4343 ²⁰	i H ₂ O; s eth, chl
2200	9-Chloro-1-nonanol		C ₉ H ₁₉ ClO	51308-99-7	178.699		28	147 ¹⁴		1.4575 ²⁰	vs eth, EtOH
2201	1-Chlorooctadecane		C ₁₈ H ₃₇ Cl	3386-33-2	288.940		28.6	337(15)	0.8616 ²⁰	1.4524 ²⁰	i H ₂ O; sl ctc
2202	1-Chlorooctane	Octyl chloride	C ₈ H ₁₇ Cl	111-85-3	148.674	liq	-57.8	183(3)	0.8734 ²⁰	1.4309 ²⁰	i H ₂ O; vs EtOH, eth; sl ctc
2203	2-Chlorooctane		C ₈ H ₁₇ Cl	628-61-5	148.674			172(7)	0.8658 ¹⁷	1.4273 ²¹	i H ₂ O; vs EtOH, eth
2204	8-Chloro-1-octanol		C ₈ H ₁₇ ClO	23144-52-7	164.673			139 ¹⁹		1.4563 ²⁵	vs eth, EtOH
2205	Chloropentafluoroacetone		C ₃ ClF ₅ O	79-53-8	182.476	col gas	-133	7.8(0.9)			
2206	Chloropentafluorobenzene		C ₆ ClF ₅	344-07-0	202.509			117.96	1.568 ²⁵	1.4256 ²⁰	
2207	Chloropentafluoroethane	Refrigerant 115	C ₂ ClF ₅	76-15-3	154.466	col gas	-99.4(0.1)	-39.2(0.2)	1.5678 ⁴²	1.2678 ⁴²	i H ₂ O; s EtOH, eth
2208	1-Chloropentane	Pentyl chloride	C ₅ H ₁₁ Cl	543-59-9	106.594	liq	-99.0	107.9(0.3)	0.8820 ²⁰	1.4126 ²⁰	i H ₂ O; msc EtOH, eth; s bz, ctc; vs chl
2209	2-Chloropentane, (+)	<i>sec</i> -Amyl chloride	C ₅ H ₁₁ Cl	29882-57-3	106.594	liq	-137	96.3(0.9)	0.8698 ²⁰	1.4069 ²⁰	i H ₂ O; s EtOH, eth, bz; vs chl
2210	3-Chloropentane		C ₅ H ₁₁ Cl	616-20-6	106.594	liq	-105(2)	95(3)	0.8731 ²⁰	1.4082 ²⁰	i H ₂ O; s EtOH, eth, bz; sl ace
2211	5-Chloropentanoic acid		C ₅ H ₉ ClO ₂	1119-46-6	136.577		18	234(10)	1.3416 ²⁵	1.4555 ²⁰	vs eth, EtOH
2212	5-Chloro-1-pentanol		C ₅ H ₁₁ ClO	5259-98-3	122.593			112 ¹²		1.4518 ²⁰	vs eth, EtOH
2213	5-Chloro-2-pentanone		C ₅ H ₉ ClO	5891-21-4	120.577			106 ¹⁰	1.0523 ²⁰	1.4375 ²⁰	s eth, ace; sl ctc
2214	1-Chloro-3-pentanone		C ₅ H ₉ ClO	32830-97-0	120.577			68 ²⁰		1.4361 ²⁰	vs eth, EtOH
2215	5-Chloropentanoyl chloride		C ₅ H ₉ Cl ₂ O	1575-61-7	155.022			83 ¹²	1.210 ¹⁸	1.4639 ²⁰	vs eth



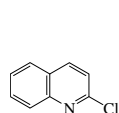
No.	Name	Synonym	Mol. Form.	CAS RN	Mol. Wt.	Physical Form	mp/°C	bp/°C	den g cm ⁻³	n _D	Solubility
2216	4-Chloro-2-pentene		C ₅ H ₉ Cl	1458-99-7	104.578			97(5)	0.8988 ²⁰	1.4322 ²⁰	vs ace, eth, chl
2217	2-Chlorophenol		C ₆ H ₅ ClO	95-57-8	128.556	liq	8(1)	173.4(0.6)	1.2634 ²⁰	1.5524 ²⁰	sl H ₂ O, chl; s EtOH, eth; vs bz
2218	3-Chlorophenol		C ₆ H ₅ ClO	108-43-0	128.556		32.5(0.3)	210(3)	1.245 ⁴⁵	1.5565 ⁴⁰	sl H ₂ O, chl; s EtOH, eth; vs bz
2219	4-Chlorophenol		C ₆ H ₅ ClO	106-48-9	128.556		43.1(0.7)	219(4)	1.2651 ⁴⁰	1.5579 ⁴⁰	sl H ₂ O; vs EtOH, eth, bz; s alk
2220	Chlorophenol Red		C ₁₉ H ₁₂ Cl ₂ O ₃ S	4430-20-0	423.266	grn-br cry	261				sl H ₂ O; s EtOH
2221	2-Chloro-10H-phenothiazine		C ₁₂ H ₈ ClNS	92-39-7	233.717		198.5				
2222	2-Chlorophenoxyacetic acid		C ₈ H ₇ ClO ₃	614-61-9	186.593	nd (w, al)	148.5				s H ₂ O, EtOH
2223	3-Chlorophenoxyacetic acid		C ₈ H ₇ ClO ₃	588-32-9	186.593	cry (w)	110				i H ₂ O
2224	(4-Chlorophenoxy)acetic acid		C ₈ H ₇ ClO ₃	122-88-3	186.593	pr or nd (w)	158.3(0.5)				vs H ₂ O; sl chl
2225	1-Chloro-4-phenoxybenzene	4-Chlorophenyl phenyl ether	C ₁₂ H ₉ ClO	7005-72-3	204.651			284.5	1.2026 ¹⁵	1.599	
2226	3-(4-Chlorophenoxy)-1,2-propanediol	Chlorphenesin	C ₉ H ₁₁ ClO ₃	104-29-0	202.634	cry	78	214 ¹⁹			i H ₂ O; vs EtOH, eth; s bz, con sulf
2227	2-(3-Chlorophenoxy)propanoic acid	Cloprop	C ₉ H ₉ ClO ₃	101-10-0	200.618	cry	113	100 ¹⁻⁵			
2228	2-Chloro-N-phenylacetamide		C ₈ H ₈ ClNO	587-65-5	169.609	nd (dil HOAc)		sub			vs bz, eth, EtOH
2229	N-(2-Chlorophenyl)acetamide		C ₈ H ₈ ClNO	533-17-5	169.609		86.7(0.5)				i H ₂ O; s EtOH, bz, chl; vs eth
2230	N-(3-Chlorophenyl)acetamide		C ₈ H ₈ ClNO	588-07-8	169.609	nd	76.6(0.5)	333			sl H ₂ O; vs EtOH, eth, bz, CS ₂ ; s chl
2231	N-(4-Chlorophenyl)acetamide		C ₈ H ₈ ClNO	539-03-7	169.609		178.4(0.5)	332(27)	1.385 ²²		i H ₂ O; s EtOH; vs eth; sl ctc
2232	4-Chloro-α-phenylbenzenemethanol		C ₁₃ H ₁₁ ClO	119-56-2	218.678		59				sl chl
2233	4-Chlorophenyl benzenesulfonate		C ₁₂ H ₉ ClO ₃ S	80-38-6	268.715	col cry	59.3(0.5)		1.33		sl H ₂ O
2234	4-Chloro-1-phenyl-1-butanone		C ₁₀ H ₁₁ ClO	939-52-6	182.646		19.5	131 ⁴	1.137 ²⁵	1.5459 ²⁰	
2235	4-Chlorophenyl 4-chlorobenzenesulfonate	Ovex	C ₁₂ H ₈ Cl ₂ O ₃ S	80-33-1	303.161		88(1)				i H ₂ O; sl EtOH; s ace
2236	(2-Chlorophenyl)(4-chlorophenyl)methanone	2,4'-Dichlorodiphenyl ketone	C ₁₃ H ₈ Cl ₂ O	85-29-0	251.108	pr (al)	65.7(0.5)	214 ²²	1.393 ¹⁴		s EtOH; sl chl
2237	N'-(4-Chlorophenyl)-N,N-dimethylurea	Monuron	C ₉ H ₁₁ ClN ₂ O	150-68-5	198.648	wh pl (MeOH)	168.3(0.3)				i H ₂ O; sl EtOH, ace
2238	1-(3-Chlorophenyl)ethanone	m-Chloroacetophenone	C ₈ H ₇ ClO	99-02-5	154.594			244	1.2130 ⁴⁰	1.5494 ²⁰	s EtOH, eth, ace
2239	1-(4-Chlorophenyl)ethanone	p-Chloroacetophenone	C ₈ H ₇ ClO	99-91-2	154.594		18.4(0.2)	237(1)	1.1922 ²⁰	1.5550 ²⁰	i H ₂ O; msc EtOH, eth; s chl
2240	5-(4-Chlorophenyl)-6-ethyl-2,4-pyrimidinediamine	Pyrimethamine	C ₁₂ H ₁₃ ClN ₄	58-14-0	248.711		233.5				
2241	2-(4-Chlorophenyl)-1H-indene-1,3(2H)-dione	Clorindione	C ₁₅ H ₉ ClO ₂	1146-99-2	256.684	dk red nd (al)	145.5				vs bz, eth, EtOH
2242	4-Chlorophenyl isocyanate		C ₇ H ₄ ClNO	104-12-1	153.566		31.3	116 ⁴⁵			
2243	1-(2-Chlorophenyl)-2-methyl-2-propylamine	Clortermine	C ₁₀ H ₁₄ ClN	10389-73-8	183.678	liq		117 ¹⁶			
2244	N-(2-Chlorophenyl)-3-oxobutanamide		C ₁₀ H ₁₀ ClNO ₂	93-70-9	211.645		106.5				s EtOH; i eth, lig
2245	(4-Chlorophenyl)-phenylmethanone		C ₁₃ H ₉ ClO	134-85-0	216.662	nd (al)	77.5	332			s EtOH, eth, ace; sl ctc
2246	3-(2-Chlorophenyl)propanoic acid		C ₉ H ₉ ClO ₂	1643-28-3	184.619	nd or lf (w)	102				
2247	3-(3-Chlorophenyl)propanoic acid		C ₉ H ₉ ClO ₂	21640-48-2	184.619	lf (peth)	77				
2248	3-(4-Chlorophenyl)propanoic acid		C ₉ H ₉ ClO ₂	2019-34-3	184.619		126				
2249	3-Chloro-1-phenyl-1-propanone	2-Chloroethyl phenyl ketone	C ₉ H ₉ ClO	936-59-4	168.619	lf (eth), cry (al, peth)	49.5	113 ⁴			
2250	1-(4-Chlorophenyl)-1-propanone		C ₉ H ₉ ClO	6285-05-8	168.619		37.3	135 ³¹			i H ₂ O; s EtOH, CS ₂ ; sl chl
2251	3-(3-Chlorophenyl)-2-propynoic acid		C ₉ H ₅ ClO ₂	7396-28-3	180.588	cry (HOAc, bz-peth)	144.5				vs HOAc
2252	Chlorophenylsilane	Phenylchlorosilane	C ₆ H ₇ ClSi	4206-75-1	142.659			162.5	1.0683 ²⁰	1.5340 ²⁰	
2253	1-Chloro-4-(phenylsulfonyl)benzene	Sulphenone	C ₁₂ H ₉ ClO ₂ S	80-00-2	252.716		94				i H ₂ O; sl EtOH; s eth; vs ace, bz
2254	5-Chloro-1-phenyltetrazole		C ₇ H ₅ ClN ₄	14210-25-4	180.595		123				
2255	(2-Chlorophenyl)thiourea		C ₇ H ₇ ClN ₂ S	5344-82-1	186.662	nd or pl	143.3(0.5)				vs bz, EtOH

 2216 4-Chloro-2-pentene	 2217 2-Chlorophenol	 2218 3-Chlorophenol	 2219 4-Chlorophenol	 2220 Chlorophenol Red	 2221 2-Chloro-10H-phenothiazine	 2222 2-Chlorophenoxyacetic acid	 2223 3-Chlorophenoxyacetic acid
 2224 (4-Chlorophenoxy)acetic acid	 2225 1-Chloro-4-phenoxybenzene	 2226 3-(4-Chlorophenoxy)-1,2-propanediol	 2227 2-(3-Chlorophenoxy)propanoic acid	 2228 2-Chloro-N-phenylacetamide	 2229 N-(2-Chlorophenyl)acetamide		
 2230 N-(3-Chlorophenyl)acetamide	 2231 N-(4-Chlorophenyl)acetamide	 2232 4-Chloro-α-phenylbenzenemethanol	 2233 4-Chlorophenyl benzenesulfonate	 2234 4-Chloro-1-phenyl-1-butanone			
 2235 4-Chlorophenyl 4-chlorobenzenesulfonate	 2236 (2-Chlorophenyl)(4-chlorophenyl)methanone	 2237 N'-(4-Chlorophenyl)-N,N-dimethylurea	 2238 1-(3-Chlorophenyl)ethanone	 2239 1-(4-Chlorophenyl)ethanone			
 2240 5-(4-Chlorophenyl)-6-ethyl-2,4-pyrimidinediamine	 2241 2-(4-Chlorophenyl)-1H-indene-1,3(2H)-dione	 2242 4-Chlorophenyl isocyanate	 2243 1-(2-Chlorophenyl)-2-methyl-2-propylamine	 2244 N-(2-Chlorophenyl)-3-oxo-butanamide			
 2245 (4-Chlorophenyl)phenylmethanone	 2246 3-(2-Chlorophenyl)propanoic acid	 2247 3-(3-Chlorophenyl)propanoic acid	 2248 3-(4-Chlorophenyl)propanoic acid	 2249 3-Chloro-1-phenyl-1-propanone	 2250 1-(4-Chlorophenyl)-1-propanone		
 2251 3-(3-Chlorophenyl)-2-propynoic acid	 2252 Chlorophenylsilane	 2253 1-Chloro-4-(phenylsulfonyl)benzene	 2254 5-Chloro-1-phenyltetrazole	 2255 (2-Chlorophenyl)thiourea			

No.	Name	Synonym	Mol. Form.	CAS RN	Mol. Wt.	Physical Form	mp/°C	bp/°C	den g cm ⁻³	n _D	Solubility
2256	α -Chlorophyll		C ₅₅ H ₇₂ MgN ₄ O ₅	479-61-8	893.490	bl blk hex pl	152.3				i H ₂ O; vs EtOH, eth; s lig
2257	β -Chlorophyll		C ₅₅ H ₇₀ MgN ₄ O ₆	519-62-0	907.473	bl-blk or grn pow	125				i H ₂ O; vs EtOH, eth, py; s MeOH
2258	Chloropropamide	4-Chloro- <i>N</i> -[(propylamino)-carbonyl]benzenesulfonamide	C ₁₀ H ₁₃ ClN ₂ O ₃ S	94-20-2	276.739	cry (EtOH)	128				i H ₂ O; s EtOH; sl eth, bz
2259	2-Chloropropanal		C ₃ H ₅ ClO	683-50-1	92.524			86	1.182 ¹⁵	1.431 ¹⁷	vs bz, eth
2260	1-Chloropropane	Propyl chloride	C ₃ H ₇ Cl	540-54-5	78.541	liq	-122.9(0.7)	46.2(0.5)	0.8899 ²⁰	1.3879 ²⁰	sl H ₂ O, ctc; msc EtOH, eth; s bz, chl
2261	2-Chloropropane	Isopropyl chloride	C ₃ H ₇ Cl	75-29-6	78.541	liq	-117.1(0.2)	35.0(0.6)	0.8617 ²⁰	1.3777 ²⁰	sl H ₂ O; msc EtOH, eth; s bz, ctc, chl
2262	3-Chloro-1,2-propanediol	α -Chlorohydrin	C ₃ H ₇ ClO ₂	96-24-2	110.540	ye liq		221(18)	1.325 ¹⁸	1.4809 ²⁰	s H ₂ O, EtOH, eth
2263	2-Chloro-1,3-propanediol	Glycerol β -chlorohydrin	C ₃ H ₇ ClO ₂	497-04-1	110.540			146 ¹⁸	1.3219 ²⁰	1.4831 ²⁰	vs H ₂ O, ace, EtOH
2264	3-Chloro-1,2-propanediol dinitrate	Clonitrate	C ₃ H ₅ ClN ₂ O ₆	2612-33-1	200.534	sl ye liq		192.5	1.5112 ⁹		vs ace, EtOH, chl
2265	3-Chloropropanenitrile	β -Chloropropionitrile	C ₃ H ₄ ClN	542-76-7	89.524	liq	-51.4(0.2)	175.5	1.1573 ²⁰	1.4360 ²⁰	sl ctc
2266	2-Chloropropanoic acid	2-Chloropropionic acid	C ₃ H ₅ ClO ₂	598-78-7	108.524			185	1.2585 ²⁰	1.4380 ²⁰	msc H ₂ O, EtOH, eth; s ace
2267	3-Chloropropanoic acid	3-Chloropropionic acid	C ₃ H ₅ ClO ₂	107-94-8	108.524	lf (w), hyg cry (lig)	41(4)	204 dec			s H ₂ O, EtOH, chl; msc eth
2268	2-Chloro-1-propanol	Propylene chlorohydrin	C ₃ H ₇ ClO	78-89-7	94.540			133.5	1.103 ²⁰	1.4390 ²⁰	vs H ₂ O, eth, EtOH
2269	3-Chloro-1-propanol		C ₃ H ₇ ClO	627-30-5	94.540			149(8)	1.1309 ²⁰	1.4459 ²⁰	vs H ₂ O; s EtOH, eth; sl ctc
2270	1-Chloro-2-propanol	<i>sec</i> -Propylene chlorohydrin	C ₃ H ₇ ClO	127-00-4	94.540			124.4(0.2)	1.113 ²⁰	1.4392 ²⁰	msc H ₂ O, EtOH, eth; sl ctc
2271	3-Chloropropanoyl chloride		C ₃ H ₄ Cl ₂ O	625-36-5	126.969			144	1.3307 ¹³	1.4549 ²⁰	sl H ₂ O; vs EtOH, eth, chl
2272	<i>cis</i> -1-Chloropropene		C ₃ H ₅ Cl	16136-84-8	76.525	liq	-134.8	32(2)	0.9347 ²⁰	1.4055 ²⁰	i H ₂ O; s eth, ace, bz, chl
2273	<i>trans</i> -1-Chloropropene		C ₃ H ₅ Cl	16136-85-9	76.525	liq	-99	37(2)	0.9349 ²⁰	1.4054 ²⁰	i H ₂ O; s eth, ace, bz, chl
2274	2-Chloropropene	Isopropenyl chloride	C ₃ H ₅ Cl	557-98-2	76.525	vol liq or gas	-137.4(0.4)	23(2)	0.9017 ²⁰	1.3973 ²⁰	i H ₂ O; s eth, ace, bz, chl
2275	3-Chloropropene	Allyl chloride	C ₃ H ₅ Cl	107-05-1	76.525	liq	-136(2)	44.8(0.4)	0.9376 ²⁰	1.4157 ²⁰	i H ₂ O; msc EtOH, eth, ace, bz, lig; sl ctc
2276	2-Chloro-2-propenenitrile		C ₃ H ₂ ClN	920-37-6	87.508	liq	-65	88.5	1.096 ²⁵	1.4290 ²⁰	
2277	2-Chloropropenoic acid	2-Chloroacrylic acid	C ₃ H ₃ ClO ₂	598-79-8	106.508		66	sub			
2278	<i>trans</i> -(3-Chloro-1-propenyl)-benzene		C ₉ H ₉ Cl	21087-29-6	152.620		8.5	106 ¹³	1.0926 ²⁰	1.5851 ²⁰	vs ace, bz, eth, EtOH
2279	Chloropropanol		C ₁₀ H ₁₇ ClNO ₂	101-21-3	213.661		42.5(0.3)	149 ²	1.18 ³⁰	1.5388 ²⁰	
2280	Chloropropylate		C ₁₇ H ₁₆ Cl ₂ O ₃	5836-10-2	339.213	pow	72.3(0.3)				sl H ₂ O; s os
2281	(3-Chloropropyl)benzene		C ₉ H ₁₁ Cl	104-52-9	154.636			216(14)	1.056 ²¹	1.5160 ²⁵	sl ctc
2282	3-Chloropropyl chloroformate		C ₄ H ₆ Cl ₂ O ₂	628-11-5	156.996			177	1.2926 ²⁵	1.4456 ²⁰	i H ₂ O
2283	(3-Chloropropyl)trimethoxysilane		C ₆ H ₁₃ ClO ₃ Si	2530-87-2	198.720			91	1.077 ²⁵	1.4183 ²⁵	
2284	(3-Chloropropyl)trimethylsilane		C ₆ H ₁₅ ClSi	2344-83-4	150.722			151	0.8789 ²⁰	1.4319 ²⁰	
2285	3-Chloro-1-propyne	Propargyl chloride	C ₃ H ₃ Cl	624-65-7	74.509		-78	56(4)	1.030 ²⁵	1.4349 ²⁰	i H ₂ O; msc EtOH, eth, bz; s ctc
2286	6-Chloro-1 <i>H</i> -purine	6-Chloropurine	C ₅ H ₃ ClN ₄	87-42-3	154.558	nd (w)	176 dec				
2287	6-Chloro-3-pyridazinamine		C ₄ H ₄ ClN ₃	5469-69-2	129.548		220				
2288	5-Chloro-2-pyridinamine		C ₅ H ₅ ClN ₂	1072-98-6	128.560	pl	137	127 ¹¹			s H ₂ O, EtOH; sl DMSO; i peth, lig
2289	2-Chloropyridine		C ₅ H ₄ ClN	109-09-1	113.546	oil		170(2)	1.205 ¹⁵	1.5320 ²⁰	sl H ₂ O; s EtOH, eth
2290	3-Chloropyridine		C ₅ H ₄ ClN	626-60-8	113.546			151(20)		1.5304 ²⁰	sl H ₂ O
2291	4-Chloropyridine		C ₅ H ₄ ClN	626-61-9	113.546	liq	-43.5	151(20)	1.2000 ²⁵		s H ₂ O; msc EtOH
2292	2-Chloro-3-pyridinecarboxylic acid		C ₆ H ₄ ClNO ₂	2942-59-8	157.555		>175 dec				
2293	6-Chloro-3-pyridinecarboxylic acid		C ₆ H ₄ ClNO ₂	5326-23-8	157.555		198 dec				
2294	4-Chloropyridine, hydrochloride		C ₅ H ₅ Cl ₂ N	7379-35-3	150.006			210 sub			
2295	Chloroquine		C ₁₈ H ₂₆ ClN ₃	54-05-7	319.872		90				



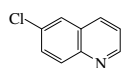
No.	Name	Synonym	Mol. Form.	CAS RN	Mol. Wt.	Physical Form	mp/°C	bp/°C	den g cm ⁻³	n _D	Solubility
2296	2-Chloroquinoline		C ₉ H ₆ ClN	612-62-4	163.604	nd (aq al)	38.4(0.5)	266	1.2464 ²⁵	1.6342 ²⁵	i H ₂ O; vs EtOH, eth; s bz, chl
2297	4-Chloroquinoline		C ₉ H ₆ ClN	611-35-8	163.604	cry	34.9(0.5)	262	1.251 ²⁵		sl H ₂ O; vs EtOH, eth; s dil HCl
2298	6-Chloroquinoline		C ₉ H ₆ ClN	612-57-7	163.604	pr (eth), nd (al)	45.9(0.5)	262(22)		1.6110 ⁵⁶	
2299	8-Chloroquinoline		C ₉ H ₆ ClN	611-33-6	163.604	liq	-20	288.5	1.2834 ¹⁴	1.6408 ¹⁴	s H ₂ O; vs EtOH, eth, ace, bz, chl
2300	5-Chloro-8-quinolinol	Cloxyquin	C ₉ H ₆ ClNO	130-16-5	179.603	cry (al)	130				
2301	2-Chlorostyrene		C ₈ H ₇ Cl	2039-87-4	138.595	liq	-63.1	188.6(1)	1.1000 ²⁰	1.5649 ²⁰	s EtOH, eth, ace, ctc, HOAc; msc peth
2302	3-Chlorostyrene		C ₈ H ₇ Cl	2039-85-2	138.595			63 ⁶	1.1033 ²⁰	1.5625 ²⁰	i H ₂ O; s EtOH, eth
2303	4-Chlorostyrene		C ₈ H ₇ Cl	1073-67-2	138.595		15.9	191(2)	1.0868 ²⁰	1.5660 ²⁰	i H ₂ O; s EtOH, eth; msc ace, bz, ctc
2304	<i>N</i> -Chlorosuccinimide		C ₄ H ₄ ClNO ₂	128-09-6	133.534	pl (CCl ₄)	150		1.65 ²⁵		sl H ₂ O, EtOH, bz, lig; s ace, HOAc
2305	1-Chlorotetradecane		C ₁₄ H ₂₉ Cl	2425-54-9	232.833		4.9	296(4)	0.8654 ²⁰	1.4474 ²⁰	i H ₂ O; s EtOH, chl; vs ace, bz; sl ctc
2306	6-Chloro- <i>N,N,N',N'</i> -tetraethyl-1,3,5-triazine-2,4-diamine		C ₁₁ H ₂₀ ClN ₅	580-48-3	257.764	oily liq	27	155 ⁹	1.0956 ²⁰	1.5320 ²⁰	vs bz, chl, EtOH, lig
2307	1-Chloro-1,1,2,2-tetrafluoroethane		C ₂ HCIF ₄	354-25-6	136.476	col gas	-117	-13(6)			
2308	1-Chloro-1,2,2,2-tetrafluoroethane	HCFC-124	C ₂ HCIF ₄	2837-89-0	136.476	col gas	-199.15	-11.96(0.09)			
2309	Chlorothalonil		C ₈ Cl ₄ N ₂	1897-45-6	265.911		253.1(0.7)	350	1.7 ²⁵		i H ₂ O; sl ace, cyhex
2310	Chlorothen	Chloromethapyriline	C ₁₄ H ₁₈ ClN ₃ S	148-65-2	295.831			155 ¹⁰	1.1751 ²⁵		
2311	Chlorothiazide		C ₇ H ₆ ClN ₂ O ₄ S ₂	58-94-6	295.724		350 dec				
2312	2-Chlorothiophene	2-Thienyl chloride	C ₄ H ₃ ClS	96-43-5	118.585	liq	-71.85(0.05)	126(2)	1.2863 ²⁰	1.5487 ²⁰	i H ₂ O; msc EtOH, eth; sl chl
2313	5-Chloro-2-thiophenecarboxaldehyde		C ₅ H ₃ ClOS	7283-96-7	146.595			77.5 ⁵		1.6036 ²⁵	sl chl
2314	2-Chloro-9 <i>H</i> -thioxanthen-9-one		C ₁₃ H ₇ ClOS	86-39-5	246.712		153.5				
2315	2-Chlorotoluene	1-Chloro-2-methylbenzene	C ₇ H ₇ Cl	95-49-8	126.584	liq	-35.9(0.7)	158.8(0.4)	1.0825 ²⁰	1.5268 ²⁰	i H ₂ O; s EtOH, bz; msc eth, ace, chl
2316	3-Chlorotoluene	1-Chloro-3-methylbenzene	C ₇ H ₇ Cl	108-41-8	126.584	liq	-47.8	162.1(0.4)	1.075 ²⁰	1.5214 ¹⁹	i H ₂ O; s EtOH, bz, ctc, chl; msc eth
2317	4-Chlorotoluene	1-Chloro-4-methylbenzene	C ₇ H ₇ Cl	106-43-4	126.584	liq	7.4(0.2)	161.8(0.2)	1.0697 ²⁰	1.5150 ²⁰	i H ₂ O; s EtOH, ctc, chl; msc eth
2318	6-Chloro-1,3,5-triazine-2,4-diamine		C ₃ H ₄ ClN ₅	3397-62-4	145.551		>330				
2319	1-Chloro-2-(trichloromethyl)-benzene		C ₇ H ₄ Cl ₄	2136-89-2	229.919		29.4(0.2)	263(3)	1.5187 ²⁰	1.5836 ²⁰	i H ₂ O; s eth, ace; sl ctc
2320	1-Chloro-4-(trichloromethyl)-benzene		C ₇ H ₄ Cl ₄	5216-25-1	229.919			245	1.4463 ²⁰		vs ace, eth
2321	Chlorotriethoxysilane		C ₆ H ₁₅ ClO ₃ Si	4667-99-6	198.720	liq	-51	156	1.030 ²⁰	1.3999 ²⁰	vs EtOH
2322	Chlorotriethylplumbane	Lead triethyl chloride	C ₆ H ₁₅ ClPb	1067-14-7	329.8		123 dec				s H ₂ O
2323	Chlorotriethylsilane		C ₆ H ₁₅ ClSi	994-30-9	150.722			146(3)	0.8967 ²⁰	1.4314 ²⁰	
2324	1-Chloro-1,1,2-trifluoroethane		C ₂ H ₂ ClF ₃	421-04-5	118.485	vol liq or gas		16(19)			
2325	1-Chloro-1,2,2-trifluoroethane		C ₂ H ₂ ClF ₃	431-07-2	118.485	vol liq or gas		17.3			
2326	2-Chloro-1,1,1-trifluoroethane		C ₂ H ₂ ClF ₃	75-88-7	118.485	col gas	-105.5	6.0(0.6)	1.389 ⁹	1.3090 ⁹	
2327	Chlorotrifluoroethene	Chlorotrifluoroethylene	C ₂ ClF ₃	79-38-9	116.469	col gas	-158.14(0.05)	-28.3(0.3)	1.54 ⁶⁰	1.38 ⁹	s bz, chl
2328	Chlorotrifluoromethane	Refrigerant 13	CClF ₃	75-72-9	104.459	col gas	-181.2	-81.37			i H ₂ O
2329	2-Chloro-5-(trifluoromethyl)-aniline		C ₇ H ₅ ClF ₃ N	121-50-6	195.570			103 ²⁵	1.428 ²⁵	1.4975 ²⁰	
2330	4-Chloro-3-(trifluoromethyl)-aniline		C ₇ H ₅ ClF ₃ N	320-51-4	195.570		36.5	132 ²⁷			
2331	1-Chloro-2-(trifluoromethyl)-benzene	<i>o</i> -Chlorobenzotrifluoride	C ₇ H ₄ ClF ₃	88-16-4	180.555	liq	-6(2)	153(3)	1.2540 ³⁰	1.4513 ²⁵	s chl



2296
2-Chloroquinoline



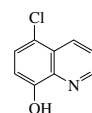
2297
4-Chloroquinoline



2298
6-Chloroquinoline



2299
8-Chloroquinoline



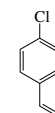
2300
5-Chloro-8-quinolinol



2301
2-Chlorostyrene



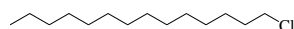
2302
3-Chlorostyrene



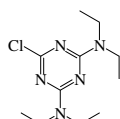
2303
4-Chlorostyrene



2304
N-Chlorosuccinimide



2305
1-Chlorotetradecane



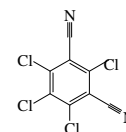
2306
6-Chloro-N,N,N',N'-tetraethyl-1,3,5-triazine-2,4-diamine



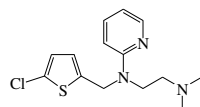
2307
1-Chloro-1,1,2,2-tetrafluoroethane



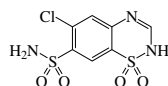
2308
1-Chloro-1,2,2,2-tetrafluoroethane



2309
Chlorothalonil



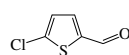
2310
Chlorothen



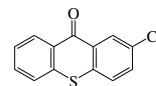
2311
Chlorothiazide



2312
2-Chlorothiophene



2313
5-Chloro-2-thiophenecarboxaldehyde



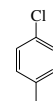
2314
2-Chloro-9H-thioxanthen-9-one



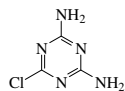
2315
2-Chlorotoluene



2316
3-Chlorotoluene



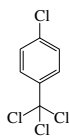
2317
4-Chlorotoluene



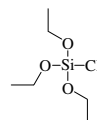
2318
6-Chloro-1,3,5-triazine-2,4-diamine



2319
1-Chloro-2-(trichloromethyl)benzene



2320
1-Chloro-4-(trichloromethyl)benzene



2321
Chlorotriethoxysilane



2322
Chlorotriethylplumbane



2323
Chlorotriethylsilane



2324
1-Chloro-1,1,2-trifluoroethane



2325
1-Chloro-1,2,2-trifluoroethane



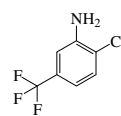
2326
2-Chloro-1,1,1-trifluoroethane



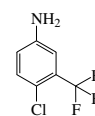
2327
Chlorotrifluoroethene



2328
Chlorotrifluoromethane



2329
2-Chloro-5-(trifluoromethyl)aniline

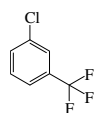


2330
4-Chloro-3-(trifluoromethyl)aniline

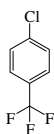


2331
1-Chloro-2-(trifluoromethyl)benzene

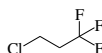
No.	Name	Synonym	Mol. Form.	CAS RN	Mol. Wt.	Physical Form	mp/°C	bp/°C	den g cm ⁻³	n _D	Solubility
2332	1-Chloro-3-(trifluoromethyl)-benzene	<i>m</i> -Chlorobenzotrifluoride	C ₇ H ₄ ClF ₃	98-15-7	180.555	liq	-56	126(10)	1.3311 ²⁵	1.4438 ²⁵	
2333	1-Chloro-4-(trifluoromethyl)-benzene	<i>p</i> -Chlorobenzotrifluoride	C ₇ H ₄ ClF ₃	98-56-6	180.555	liq	-33	138.5	1.3340 ²⁵	1.4431 ³⁰	
2334	3-Chloro-1,1,1-trifluoropropane		C ₃ H ₄ ClF ₃	460-35-5	132.512	liq	-93.73(0.06)	45.1	1.3253 ²⁰	1.3350 ²⁰	i H ₂ O
2335	2-Chloro-2,4,4-trimethylpentane		C ₈ H ₁₇ Cl	6111-88-2	148.674		-26	150(8)	0.8746 ²⁰	1.4308 ²⁰	vs EtOH
2336	Chlorotrimethylstannane		C ₃ H ₉ ClSn	1066-45-1	199.266		38.5	148			s H ₂ O, chl, os
2337	2-Chloro-1,3,5-trinitrobenzene	Picryl chloride	C ₆ H ₂ ClN ₃ O ₆	88-88-0	247.549	wh nd or pl (chl, al-lig)	82(1)		1.797 ²⁰		i H ₂ O; s EtOH, bz; sl eth; vs ace, tol
2338	Chlorotrinitromethane		CClN ₃ O ₆	1943-16-4	185.480		5.8(0.2)	156(18)	1.6769 ²⁰	1.4500 ²⁰	vs eth, EtOH, chl
2339	Chlorotriphenylmethane		C ₁₉ H ₁₅ Cl	76-83-5	278.775	nd or pr (bz-peth)	109.2(0.5)	310			i H ₂ O; sl EtOH; vs eth, bz, chl; s ace
2340	Chlorotriphenylsilane		C ₁₈ H ₁₅ ClSi	76-86-8	294.851			241 ³⁵			
2341	Chlorotriphenylstannane	Triphenyltin chloride	C ₁₈ H ₁₅ ClSn	639-58-7	385.475		103.5				s chl
2342	Chlorotripropylstannane		C ₉ H ₂₁ ClSn	2279-76-7	283.426		-23.5	123 ¹³	1.2678 ²⁸	1.49102 ²⁸	s ctc, os
2343	Chlorovinylidimethylsilane		C ₂ H ₅ ClSi	1719-58-0	120.653			82.3(0.4)	0.8744 ²⁰	1.4141 ²⁰	
2344	Chloroxuron		C ₁₅ H ₁₅ ClN ₂ O ₂	1982-47-4	290.745		152.0(0.9)				
2345	Chlorozotocin		C ₈ H ₁₆ ClN ₂ O ₇	54749-90-5	313.692	cry	147 dec				s H ₂ O
2346	Chlorphenesin carbamate		C ₁₀ H ₁₂ ClNO ₄	886-74-8	245.660	cry (bz)	90				vs ace, EtOH, diox
2347	Chlorpheniramine		C ₁₈ H ₁₉ ClN ₂	132-22-9	274.788	oily liq		142 ¹			
2348	Chlorpheniramine maleate	Chloropropenpyridamine	C ₂₀ H ₂₃ ClN ₂ O ₄	113-92-8	390.861		132.5				
2349	Chlorphentermine	2-(4-Chlorobenzyl)-2-propylamine	C ₁₀ H ₁₄ ClN	461-78-9	183.678	liq		231			
2350	Chlorpromazine	2-Chloro- <i>N,N</i> -dimethyl-10 <i>H</i> -phenothiazine-10-propan-amine	C ₁₇ H ₁₉ ClN ₂ S	50-53-3	318.864			202 ^{9,8}			i H ₂ O; vs EtOH, eth, bz, chl; s dil HCl
2351	Chlorprothixene		C ₁₈ H ₁₈ ClNS	113-59-7	315.861	pale ye cry	97.1(0.3)				i H ₂ O, EtOH, eth, chl
2352	Chlorpyrifos		C ₉ H ₁₁ Cl ₃ NO ₃ PS	2921-88-2	350.586		43(1)				
2353	Chlorpyrifos-methyl		C ₇ H ₇ Cl ₃ NO ₃ P	5598-13-0	322.534		46.0(0.5)				
2354	Chlorsulfuron		C ₁₂ H ₁₂ ClN ₂ O ₄ S	64902-72-3	357.773		176				
2355	Chlortetracycline		C ₂₂ H ₂₃ ClN ₂ O ₈	57-62-5	478.879	gold-ye	168.5				i H ₂ O, eth; sl EtOH, ace, bz; s diox
2356	Chlorthalidone		C ₁₄ H ₁₁ ClN ₂ O ₄ S	77-36-1	338.766	wh pow or cry	225 dec				s alk, EtOH; sl eth
2357	Chlorthion		C ₈ H ₉ ClNO ₃ PS	500-28-7	297.653	ye cry	21	125 ^{9,1}	1.437 ²⁰	1.5661 ²⁰	i H ₂ O; vs bz, eth, EtOH
2358	Chlorthiophos		C ₁₁ H ₁₅ Cl ₂ O ₃ PS ₂	21923-23-9	361.245			150 ^{9,001}			
2359	Chlortoluron	<i>N</i> -(3-Chloro-4-methylphenyl)- <i>N,N</i> -dimethylurea	C ₁₀ H ₁₃ ClN ₂ O	15545-48-9	212.675	cry	147				sl H ₂ O; s os
2360	Cholane		C ₂₄ H ₄₂	548-98-1	330.590	pr (al)	90	190 ^{9,001}			
2361	Cholan-24-oic acid	Cholanic acid	C ₂₄ H ₄₀ O ₂	25312-65-6	360.574	nd (al), cry (HOAc)	163.5				s EtOH, chl, HOAc
2362	Cholesta-3,5-diene		C ₂₇ H ₄₄	747-90-0	368.638	wh nd (al)	80	260 ¹³	0.925 ¹⁰⁰		i H ₂ O; s EtOH; msc eth, bz, chl; vs lig
2363	Cholesta-5,7-dien-3-ol, (3β)	7-Dehydrocholesterol	C ₂₇ H ₄₄ O	434-16-2	384.637	pl (+1w), (eth-MeOH)	150.5				i H ₂ O; sl EtOH; s eth, ace
2364	Cholesta-8,24-dien-3-ol, (3β,5α)		C ₂₇ H ₄₄ O	128-33-6	384.637	pl (MeOH),nd	110	160 ^{9,001}			s ace, chl, MeOH
2365	Cholestane, (5α)	28,29,30-Trinorlanostane	C ₂₇ H ₄₈	481-21-0	372.670	sc or pl (eth-al, ace)	78.6(0.5)	250 ¹	0.9090 ⁸⁸	1.4887 ⁸⁸	i H ₂ O; sl EtOH; vs eth, bz, chl
2366	Cholestane, (5β)	Coprostan	C ₂₇ H ₄₈	481-20-9	372.670	orth nd (al, ace)	72		0.9119 ⁸⁷	1.4884 ⁸⁸	vs eth, chl
2367	Cholesterol	Dihydrocholesterol	C ₂₇ H ₄₆ O	80-97-7	388.669	sc (al,+1w)	141.5				vs eth, chl
2368	Cholestan-3-ol, (3α,5α)	Epicholesterol	C ₂₇ H ₄₈ O	516-95-0	388.669	nd (al)	185.5				s chl
2369	Cholest-4-en-3-ol, (3β)	Allocholesterol	C ₂₇ H ₄₆ O	517-10-2	386.653	nd (eth-MeOH)	132				i H ₂ O; s EtOH; vs eth, ace, bz, chl
2370	Cholest-5-en-3-ol, (3α)	Epicholesterol	C ₂₇ H ₄₆ O	474-77-1	386.653	cry (al, chl-MeOH)	141.5				sl EtOH
2371	Cholest-5-en-3-ol (3β), acetate		C ₂₉ H ₄₈ O ₂	604-35-3	428.690	wh nd (ace, al)	114.6(0.5)				vs bz, eth, chl



2332
1-Chloro-3-(trifluoromethyl)benzene



2333
1-Chloro-4-(trifluoromethyl)benzene



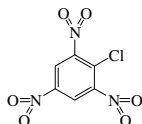
2334
3-Chloro-1,1,1-trifluoropropane



2335
2-Chloro-2,4,4-trimethylpentane



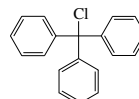
2336
Chlorotrimethylstannane



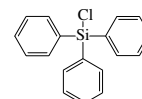
2337
2-Chloro-1,3,5-trinitrobenzene



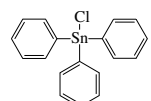
2338
Chlorotrinitromethane



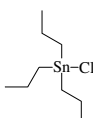
2339
Chlorotriphenylmethane



2340
Chlorotriphenylsilane



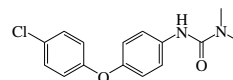
2341
Chlorotriphenylstannane



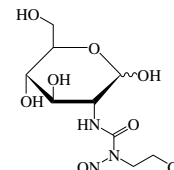
2342
Chlorotripropylstannane



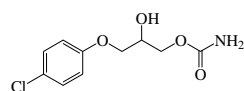
2343
Chlorovinyltrimethylsilane



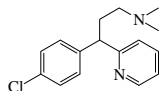
2344
Chloroxuron



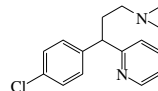
2345
Chlorozotocin



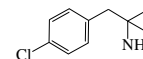
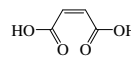
2346
Chlorphenesin carbamate



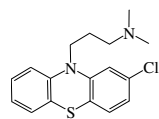
2347
Chlorpheniramine



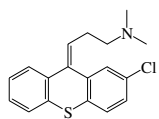
2348
Chlorpheniramine maleate



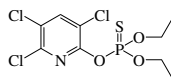
2349
Chlorphentermine



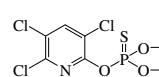
2350
Chlorpromazine



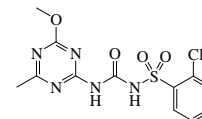
2351
Chlorprothixene



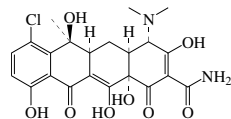
2352
Chlorpyrifos



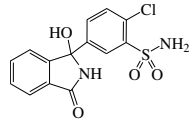
2353
Chlorpyrifos-methyl



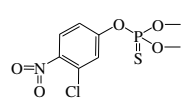
2354
Chlosulfuron



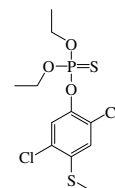
2355
Chlortetracycline



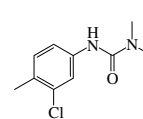
2356
Chlorthalidone



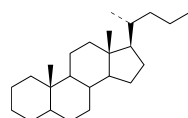
2357
Chlorthion



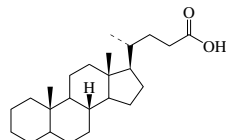
2358
Chlorthiophos



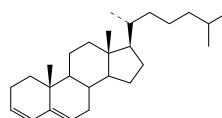
2359
Chlortoluron



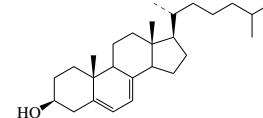
2360
Cholane



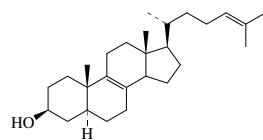
2361
Cholan-24-oic acid



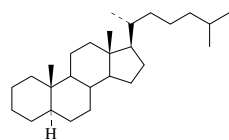
2362
Cholesta-3,5-diene



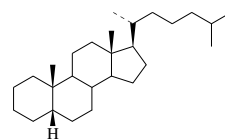
2363
Cholesta-5,7-dien-3-ol (3β)



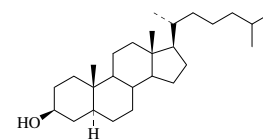
2364
Cholesta-8,24-dien-3-ol (3β,5α)



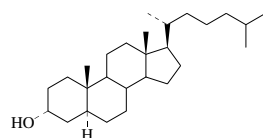
2365
Cholestane (5α)



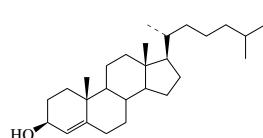
2366
Cholestane (5β)



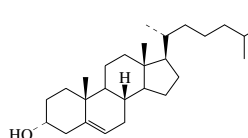
2367
Cholestanol



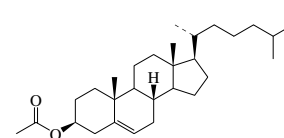
2368
Cholestan-3-ol (3α,5α)



2369
Cholest-4-en-3-ol (3β)

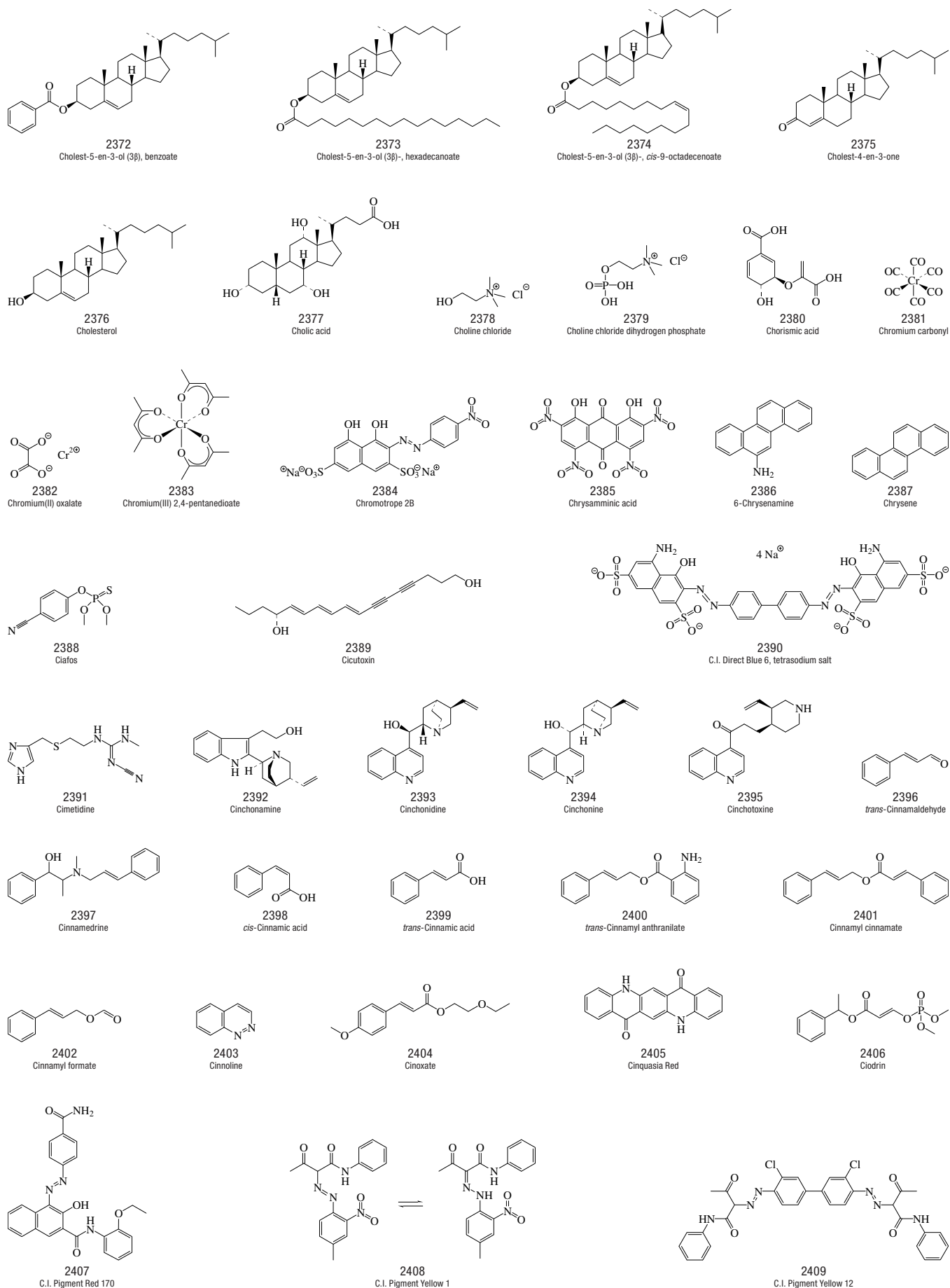


2370
Cholest-5-en-3-ol (3α)

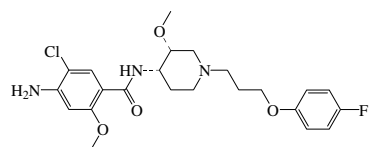
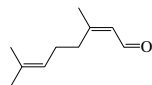
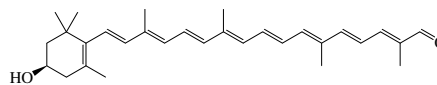
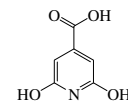
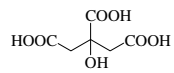
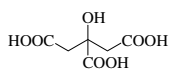
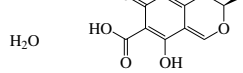
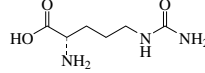
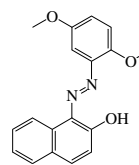
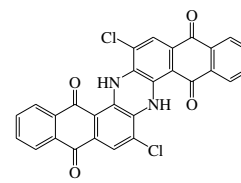
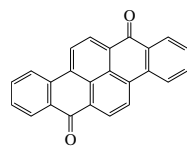
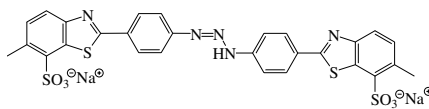
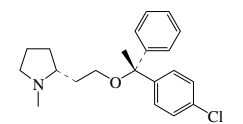
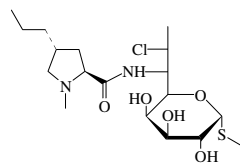
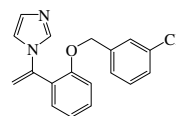
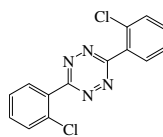
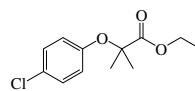
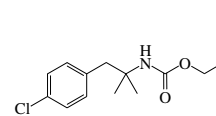
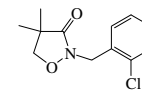
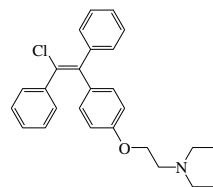
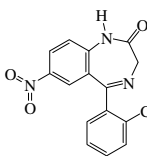
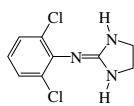
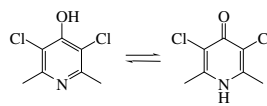
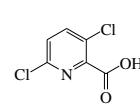
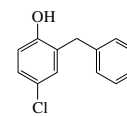
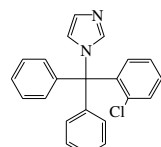
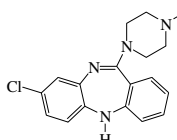
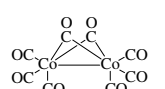
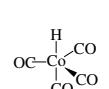
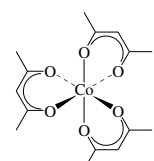
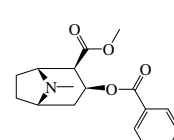
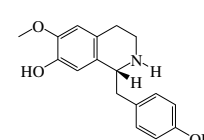
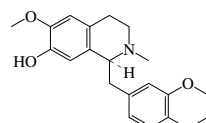
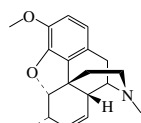
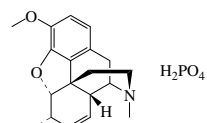
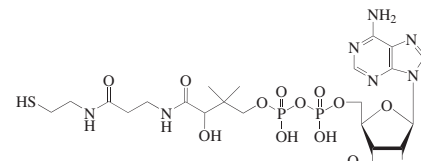
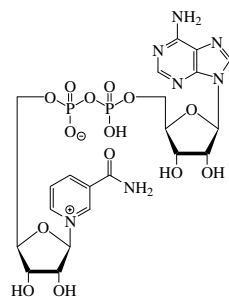
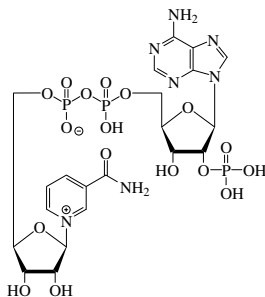
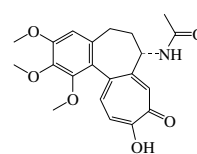
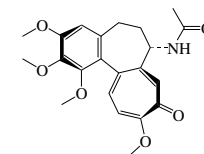


2371
Cholest-5-en-3-ol (3β), acetate

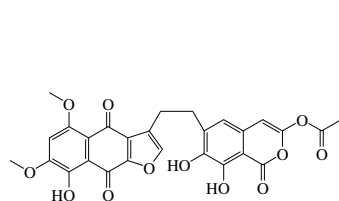
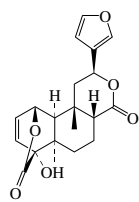
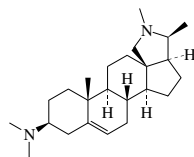
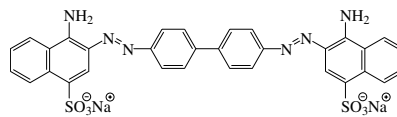
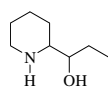
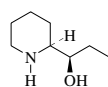
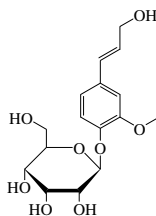
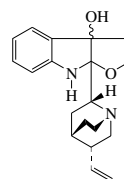
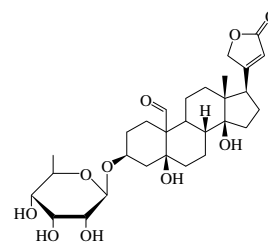
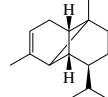
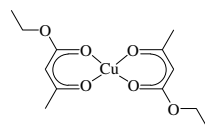
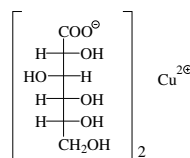
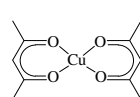
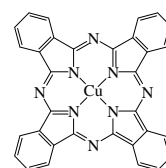
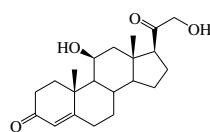
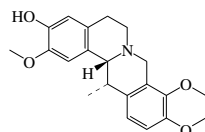
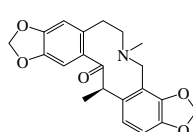
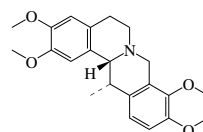
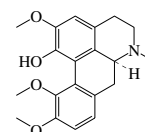
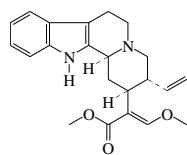
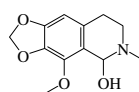
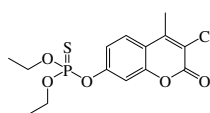
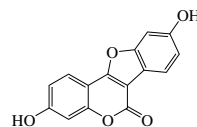
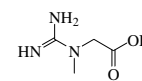
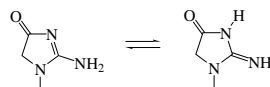
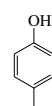
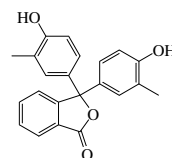
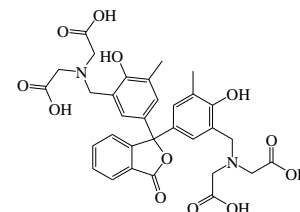
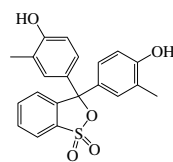
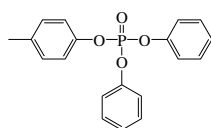
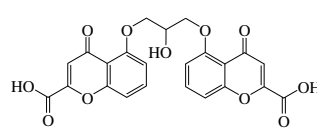
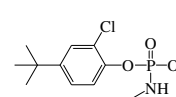
No.	Name	Synonym	Mol. Form.	CAS RN	Mol. Wt.	Physical Form	mp/°C	bp/°C	den g cm ⁻³	n _D	Solubility
2372	Cholest-5-en-3-ol (3β), benzoate		C ₃₄ H ₅₀ O ₂	604-32-0	490.760	wh nd	150(1)		0.9413 ²⁰⁰		i EtOH; s eth, chl
2373	Cholest-5-en-3-ol (3β)-, hexadecanoate		C ₄₃ H ₇₆ O ₂	601-34-3	625.062	wh nd (eth al)	79.7(0.5)				vs bz, chl
2374	Cholest-5-en-3-ol (3β)-, <i>cis</i> -9-octadecenoate		C ₄₈ H ₇₈ O ₂	303-43-5	651.100		47.9(0.5)				s chl
2375	Cholest-4-en-3-one		C ₂₇ H ₄₄ O	601-57-0	384.637	nd or pl (al)	81.5	245 ^{0.03}			
2376	Cholesterol		C ₂₇ H ₄₆ O	57-88-5	386.653	orth or tcl lf (al), nd (eth)	148.2(0.8)	459(20)	1.067 ²⁰		i H ₂ O; sl EtOH, ace; s bz, HOAc; vs diox
2377	Cholic acid	3,7,12-Trihydroxycholan-24-oic acid, (3α,5β,7α,12α)	C ₂₆ H ₄₆ O ₅	81-25-4	408.572		198				sl H ₂ O; s EtOH, ace, alk; vs eth, chl
2378	Choline chloride		C ₅ H ₁₄ ClNO	67-48-1	139.624	hyg cry	305 dec				vs H ₂ O, EtOH
2379	Choline chloride dihydrogen phosphate	Phosphorylcholine	C ₅ H ₁₅ ClNO ₄ P	107-73-3	219.604	visc liq					
2380	Chorismic acid		C ₁₀ H ₁₀ O ₆	617-12-9	226.182	cry	148				s H ₂ O
2381	Chromium carbonyl		C ₆ CrO ₆	13007-92-6	220.056	col orth cry	dec 130	sub	1.77		i H ₂ O, EtOH; s eth, chl
2382	Chromium(II) oxalate		C ₂ CrO ₄	814-90-4	140.015	ye-grn pow (hyd)					i H ₂ O, EtOH; s dil acid
2383	Chromium(III) 2,4-pentanedioate	Chromium acetylacetonate	C ₁₅ H ₂₁ CrO ₆	21679-31-2	349.320	red mcl cry	208.7(0.5)	345	1.34		i H ₂ O; s bz
2384	Chromotrope 2B		C ₁₆ H ₉ Na ₃ O ₁₀ S ₂	548-80-1	513.366	red-br pow	300				s H ₂ O; i EtOH
2385	Chrysaminic acid	1,8-Dihydroxy-2,4,5,7-tetrantro-9,10-anthracenedione	C ₁₄ H ₄ N ₄ O ₁₂	517-92-0	420.202	ye pl or lf	exp	dec			vs eth, EtOH
2386	6-Chrysenamine	6-Aminochrysene	C ₁₈ H ₁₃ N	2642-98-0	243.303	lf (al)	210.5				
2387	Chrysene	Benzo[<i>a</i>]phenanthrene	C ₁₈ H ₁₂	218-01-9	228.288	red bl fl or orth pl (bz, HOAc)	255.0(0.1)	448	1.274 ²⁰		i H ₂ O; sl EtOH, eth, ace, bz, CS ₂ ; s tol
2388	Ciafos		C ₉ H ₁₀ NO ₃ PS	2636-26-2	243.219	ye to red-ye liq	15	120 ^{0.09} dec		1.5404 ³²	sl H ₂ O; vs chl, EtOH, ace, MeOH
2389	Cicutoxin	8,10,12-Heptadecatriene-4,6-diyne-1,14-diol	C ₁₇ H ₂₂ O ₂	505-75-9	258.356	pr (eth/peth)	54				s hot H ₂ O, EtOH, eth, chl
2390	C.I. Direct Blue 6, tetrasodium salt	Direct Blue 6	C ₃₂ H ₂₀ N ₆ Na ₄ O ₁₄ S ₄	2602-46-2	932.752	dk bronze pow					
2391	Cimetidine		C ₁₀ H ₁₆ N ₆ S	51481-61-9	252.339	cry	142				
2392	Cinchonamine		C ₁₉ H ₂₄ N ₂ O	482-28-0	296.406	orth nd (al) orth pr (MeOH)	186				i H ₂ O; vs EtOH, eth; s bz, chl
2393	Cinchonidine		C ₁₉ H ₂₂ N ₂ O	485-71-2	294.390	or pl or pr (al)	210.5	sub			i H ₂ O, bz; s EtOH, chl, py; sl eth
2394	Cinchonine		C ₁₉ H ₂₂ N ₂ O	118-10-5	294.390	pr nd (al, eth)	265				
2395	Cinchotoxine		C ₁₉ H ₂₂ N ₂ O	69-24-9	294.390	nd or pr (eth)	59				i H ₂ O; vs EtOH, eth, ace, bz, chl
2396	<i>trans</i> -Cinnamaldehyde	3-Phenyl-2-propenal, (<i>E</i> -)	C ₉ H ₈ O	14371-10-9	132.159	ye liq	-7.5	246	1.0497 ²⁰	1.6195 ²⁰	sl H ₂ O; s EtOH, eth, chl; i lig
2397	Cinnamedrine	α-[1-[Methyl(3-phenylallyl)-amino]ethyl]benzenemethanol	C ₁₉ H ₂₃ NO	90-86-8	281.392		75				
2398	<i>cis</i> -Cinnamic acid	3-Phenyl-2-propenoic acid, (<i>Z</i>)	C ₉ H ₈ O ₂	102-94-3	148.159	mcl pr (w)	42				vs EtOH, HOAc, lig
2399	<i>trans</i> -Cinnamic acid	3-Phenyl-2-propenoic acid, (<i>E</i>)	C ₉ H ₈ O ₂	140-10-3	148.159	mcl pr (dil al)	134(2)	300	1.2475 ⁴		i H ₂ O, lig; vs EtOH; s eth, ace, bz
2400	<i>trans</i> -Cinnamyl anthranilate		C ₁₆ H ₁₅ NO ₂	87-29-6	253.296	cry	64				
2401	Cinnamyl cinnamate		C ₁₈ H ₁₆ O ₂	122-69-0	264.319	nd (al)	44		1.1565 ⁴		i H ₂ O; s EtOH, chl; vs eth
2402	Cinnamyl formate	3-Phenyl-2-propen-1-ol, formate	C ₁₀ H ₁₀ O ₂	104-65-4	162.185		0	252	1.086 ²⁵		
2403	Cinnoline	1,2-Benzodiazine	C ₈ H ₆ N ₂	253-66-7	130.147	pa ye cry (lig)	38	114 ^{0.3}			vs eth, EtOH
2404	Cinoxate	3-(4-Methoxyphenyl)-2-propenoic acid, 2-ethoxyethyl ester	C ₁₄ H ₁₆ O ₄	104-28-9	250.291	col liq	-25	185 ²	1.102 ²⁵	1.567 ²⁰	i H ₂ O; msc EtOH
2405	Cinquasia Red	Quinacridone	C ₂₀ H ₁₆ N ₂ O ₂	1047-16-1	312.321	red-viol cry	390				i H ₂ O, os
2406	Ciodrin		C ₁₄ H ₁₀ O ₆ P	7700-17-6	314.271			135 ^{0.03}	1.19 ²⁵		
2407	C.I. Pigment Red 170		C ₂₆ H ₂₂ N ₄ O ₄	2786-76-7	454.478	red solid					
2408	C.I. Pigment Yellow 1		C ₁₇ H ₁₆ N ₄ O ₄	2512-29-0	340.334	ye cry	256				
2409	C.I. Pigment Yellow 12		C ₃₂ H ₂₆ Cl ₂ N ₆ O ₄	6358-85-6	629.492	ye cry	317				



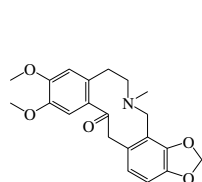
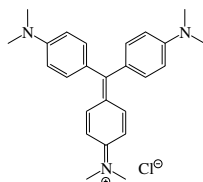
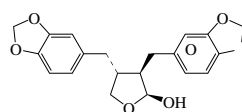
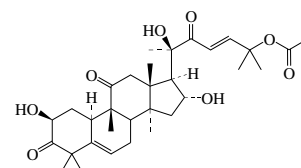
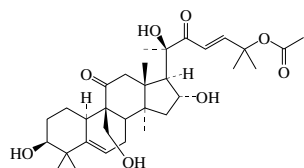
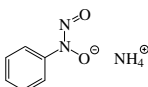
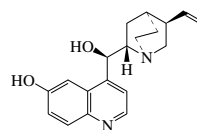
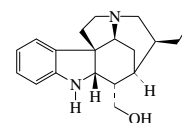
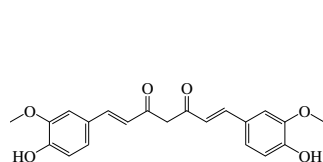
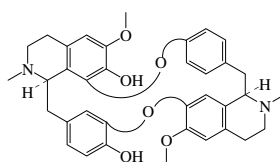
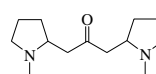
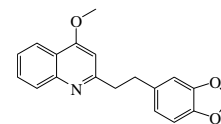
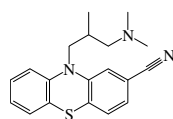
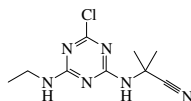
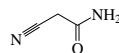
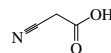
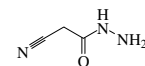
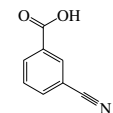
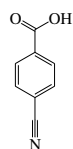
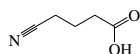
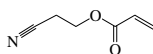
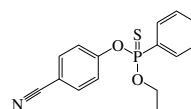
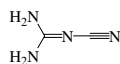
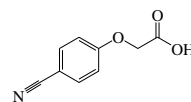
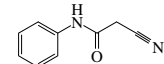
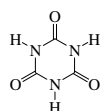
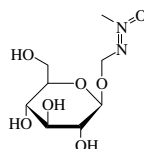
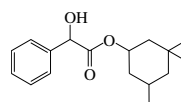
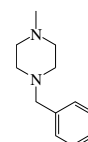
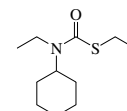
No.	Name	Synonym	Mol. Form.	CAS RN	Mol. Wt.	Physical Form	mp/°C	bp/°C	den g cm ⁻³	n _D	Solubility
2410	Cisapride		C ₂₃ H ₂₉ ClFN ₃ O ₄	81098-60-4	465.945	cry (hp)	132				
2411	Citral	3,7-Dimethyl-2,6-octadienal	C ₁₀ H ₁₆ O	141-27-5	152.233			229	0.8888 ²⁰	1.4898 ²⁰	i H ₂ O; msc EtOH, eth
2412	β-Citraurin		C ₃₀ H ₄₀ O ₂	650-69-1	432.638	pl (bz-peth), cry (al)	147				i H ₂ O; vs EtOH, eth, ace, bz; sl lig
2413	Citrazinic acid	1,2-Dihydro-6-hydroxy-2-oxo-4-pyridinecarboxylic acid	C ₆ H ₅ NO ₄	99-11-6	155.109	ye pow	>300 dec				s H ₂ O, alk; sl HCl
2414	Citric acid	2-Hydroxy-1,2,3-propanetri-carboxylic acid	C ₆ H ₈ O ₇	77-92-9	192.124	orth (w+1)	153	dec	1.665 ²⁰		vs H ₂ O, EtOH; s eth, AcOEt; i bz, chl
2415	Citric acid monohydrate	2-Hydroxy-1,2,3-propanetri-carboxylic acid, monohydrate	C ₆ H ₁₀ O ₈	5949-29-1	210.138	cry (w)	135		1.542		vs H ₂ O; vs EtOH, eth
2416	Citrinin	Antimycin	C ₁₃ H ₁₄ O ₅	518-75-2	250.247	ye nd (MeOH)	178 dec				i H ₂ O; sl EtOH, eth; s ace, bz
2417	Citrulline	N ⁶ -(Aminocarbonyl)-L-ornithine	C ₆ H ₁₃ N ₃ O ₃	372-75-8	175.185	pr (aq MeOH)	222				s H ₂ O; i EtOH, MeOH
2418	Citrus Red 2		C ₁₈ H ₁₈ N ₂ O ₃	6358-53-8	308.331	cry	156				sl H ₂ O; s EtOH
2419	C.I. Vat Blue 6	7,16-Dichloro-6,15-dihydro-5,9,14,18-anthrazinetetrone	C ₂₈ H ₁₂ Cl ₂ N ₂ O ₄	130-20-1	511.312	viol-bl pow					
2420	C.I. Vat Yellow 4	Anthanthrone	C ₂₄ H ₁₂ O ₂	128-66-5	332.351	ye cry					
2421	Clayton Yellow	Thiazol Yellow G	C ₂₈ H ₁₉ N ₅ Na ₂ O ₆ S ₄	1829-00-1	695.721	ye-br pow					s H ₂ O, EtOH, H ₂ SO ₄
2422	Clemastine fumarate		C ₂₈ H ₃₀ ClNO ₅	14976-57-9	459.963		181				
2423	Clindamycin		C ₁₈ H ₃₅ ClN ₂ O ₅ S	18323-44-9	424.983	ye amorp solid					
2424	Cloconazole		C ₁₈ H ₁₅ ClN ₂ O	77175-51-0	310.777		73				s EtOAc
2425	Clofentezine	3,6-Bis(2-chlorophenyl)-1,2,4,5-tetrazine	C ₁₄ H ₈ Cl ₂ N ₄	74115-24-5	303.147		182				
2426	Clofibrate		C ₁₈ H ₁₅ ClO ₃	637-07-0	242.698			149 ²⁰			
2427	Cloforex		C ₁₈ H ₁₆ ClNO ₂	14261-75-7	255.741	cry	52.8	89 ^{0.005}			
2428	Clomazone	2-(2-Chlorobenzyl)-4,4-dimethyl-1,2-oxazolidin-3-one	C ₁₂ H ₁₄ ClNO ₂	81777-89-1	239.698				1.192 ²⁰		
2429	Clomiphene		C ₂₆ H ₂₆ ClNO	911-45-5	405.959		117				
2430	Clonazepam		C ₁₅ H ₁₀ ClN ₂ O ₃	1622-61-3	315.711	wh cry	237.5				i H ₂ O, bz; sl ace, MeOH, chl
2431	Clonidine		C ₉ H ₈ Cl ₂ N ₃	4205-90-7	230.093	cry	137				
2432	Clopidol		C ₇ H ₇ Cl ₂ NO	2971-90-6	192.043	pow	>320				i H ₂ O
2433	Clopyralid	3,6-Dichloro-2-pyridinecarboxylic acid	C ₆ H ₃ Cl ₂ NO ₂	1702-17-6	192.000		151				
2434	Clorophene		C ₁₃ H ₁₁ ClO	120-32-1	218.678		48.5	161 ^{3.5}	1.185 ⁵⁸		s ctc, CS ₂
2435	Clotrimazole		C ₂₂ H ₁₇ ClN ₂	23593-75-1	344.836	cry	148				sl H ₂ O, bz; s ace, chl, AcOEt, DMF
2436	Clozapine	Clozaril	C ₁₈ H ₁₉ ClN ₄	5786-21-0	326.824	ye cry	183(1)				
2437	Cobalt carbonyl	Dicobalt octacarbonyl	C ₈ Co ₂ O ₈	10210-68-1	341.947	oran cry	51 dec		1.78		i H ₂ O; s EtOH, eth, CS ₂
2438	Cobalt hydrocarbonyl	Tetracarbonylhydrocobalt	C ₄ HCoO ₄	16842-03-8	171.982	ye liq or gas	≈-30	10			s os
2439	Cobalt(III) 2,4-pentanedioate	Cobalt(III) acetylacetonate	C ₁₅ H ₁₂ CoO ₆	21679-46-9	356.257	dark grn cry	213				s bz, ace
2440	Cocaine		C ₁₇ H ₂₁ NO ₄	50-36-2	303.354	mcl pr (al)	98	187 ^{0.1}		1.5022 ⁹⁸	sl H ₂ O; vs EtOH, eth, bz, py; s CS ₂
2441	Coclaurine		C ₁₇ H ₁₉ NO ₃	486-39-5	285.338	pl (al)	220.5				
2442	Codamine		C ₂₀ H ₂₅ NO ₄	21040-59-5	343.418	pr (bz, eth)	127				vs eth, EtOH, chl
2443	Codeine		C ₁₈ H ₂₁ NO ₃	76-57-3	299.365	orth cry (w, dil al, eth)	157.5	250 ²²	1.32 ²⁵		s H ₂ O, eth, bz, chl, tol; vs EtOH; i peth
2444	Codeine phosphate		C ₁₈ H ₂₄ NO ₇ P	52-28-8	397.361	If or pr (dil al)	227 dec				vs EtOH, chl
2445	Coenzyme A		C ₂₁ H ₃₆ N ₇ O ₁₆ P ₃ S	85-61-0	767.535	pow; unstab in air					s H ₂ O
2446	Coenzyme I	Nicotinamide adenine dinucleotide	C ₂₁ H ₂₇ N ₇ O ₁₄ P ₂	53-84-9	663.425	hyg pow					s H ₂ O
2447	Coenzyme II	Nicotinamide adenine dinucleotide phosphate	C ₂₁ H ₂₈ N ₇ O ₁₇ P ₃	53-59-8	743.405	gray-wh pow					s H ₂ O
2448	Colchicine		C ₂₁ H ₂₃ NO ₆	477-27-0	385.411	pa ye nd (diox)	178.5		1.24 ²⁵		sl H ₂ O; vs EtOH, chl; i eth, bz
2449	Colchicine		C ₂₂ H ₂₅ NO ₆	64-86-8	399.437	ye pl (w + 1/2) ye cry (bz)	156				vs H ₂ O, EtOH

2410
Cisapride2411
Citral2412
 β -Citraurin2413
Citrazinic acid2414
Citric acid2415
Citric acid monohydrate2416
Citrinin2417
Citrulline2418
Citrus Red 22419
C.I. Vat Blue 62420
C.I. Vat Yellow 42421
Clayton Yellow2422
Clemastine fumarate2423
Clindamycin2424
Cloconazole2425
Clofentazine2426
Clofibrate2427
Cloforex2428
Clomazone2429
Clomiphene2430
Clonazepam2431
Clonidine2432
Clopidol2433
Clopyralid2434
Clorophene2435
Clotrimazole2436
Clozapine2437
Cobalt carbonyl2438
Cobalt hydrocarbonyl2439
Cobalt(III) 2,4-pentanedioate2440
Cocaine2441
Coclaurine2442
Codamine2443
Codeine2444
Codeine phosphate2445
Coenzyme A2446
Coenzyme I2447
Coenzyme II2448
Colchicine2449
Colchicine

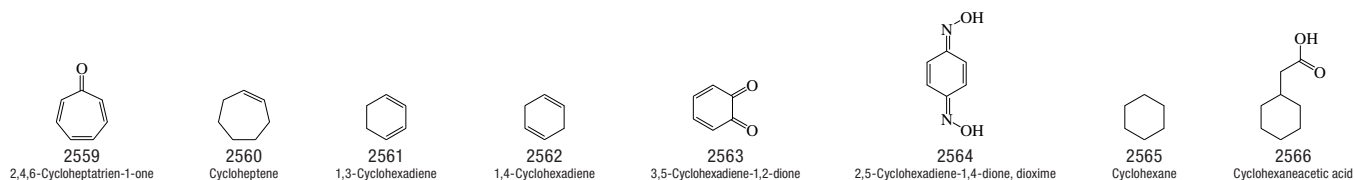
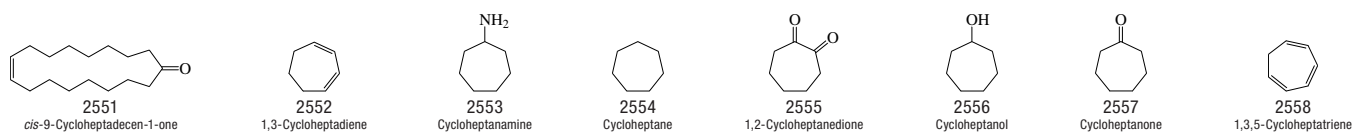
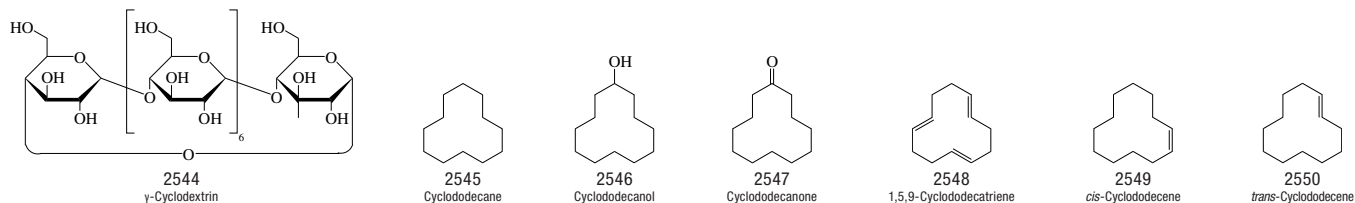
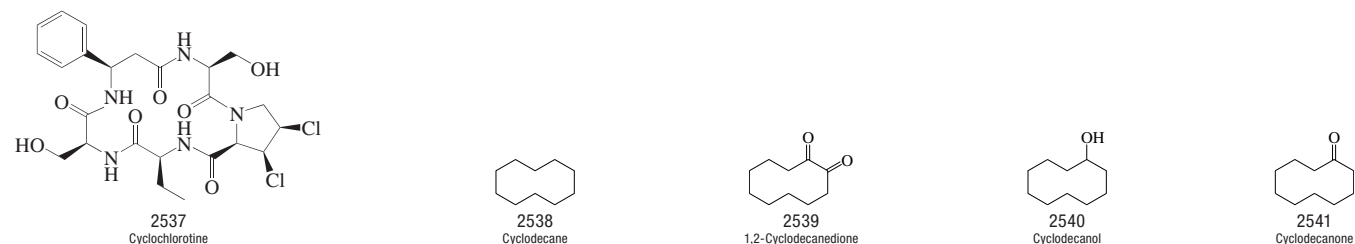
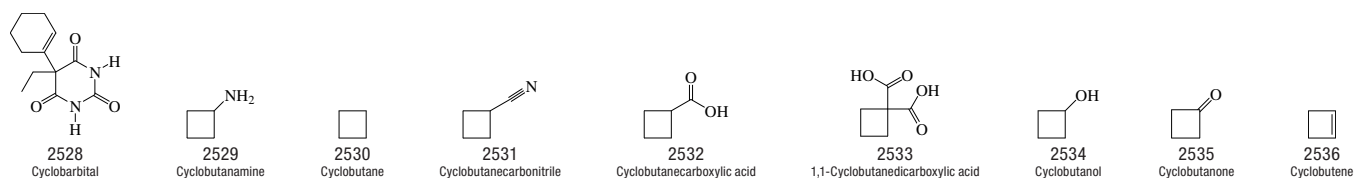
No.	Name	Synonym	Mol. Form.	CAS RN	Mol. Wt.	Physical Form	mp/°C	bp/°C	den g cm ⁻³	n _D	Solubility
2450	Colistin A		C ₅₃ H ₁₀₀ N ₁₆ O ₁₃	7722-44-3	1169.47	amor pow					sl H ₂ O, EtOH, hx; s acids, MeOH
2451	Collinomycin	α-Rubromycin	C ₂₇ H ₂₀ O ₁₂	27267-69-2	536.441	oran pr (chl-MeOH)	281				vs ace, diox, chl
2452	Columbin		C ₂₀ H ₂₂ O ₆	546-97-4	358.385	nd (MeOH)	195.5				i H ₂ O; sl ace, AcOEt, MeOH; s chl
2453	Conessine		C ₂₄ H ₄₀ N ₂	546-06-5	356.588	lf or pl (ace)	125.5	166 ^{0.1}			sl H ₂ O; s chl, HOAc
2454	Congo Red		C ₃₂ H ₂₂ N ₆ Na ₂ O ₆ S ₂	573-58-0	696.663	pow	>360				sl H ₂ O; s EtOH; i eth
2455	Conhydrine		C ₈ H ₁₇ NO	495-20-5	143.227	lf (eth)	121	226			sl H ₂ O; vs eth, EtOH, chl
2456	Conhydrine, (+)	2-(α-Hydroxypropyl)piperidine	C ₈ H ₁₇ NO	495-20-5	143.227	lf (eth)	121	226			sl H ₂ O; vs eth, EtOH, chl
2457	Coniferin		C ₁₆ H ₂₂ O ₈	531-29-3	342.341	nd (w+2)	186				s H ₂ O, py; sl EtOH; i eth
2458	Conquinamine		C ₁₉ H ₂₄ N ₂ O ₂	464-86-8	312.406	ye tetra	123				sl H ₂ O; s EtOH, eth, chl
2459	Convallatoxin		C ₂₉ H ₄₂ O ₁₀	508-75-8	550.637	pr (eth/MeOH)	238				s EtOH, ace; sl chl; i eth
2460	Copaene		C ₁₅ H ₂₄	3856-25-5	204.352			248.5	0.8996 ²⁰	1.4894 ²⁰	i H ₂ O; s eth, ace, HOAc, lig
2461	Copper(II) ethylacetoacetate	Bis(ethylacetoacetato)copper	C ₁₂ H ₁₈ CuO ₆	14284-06-1	321.813	grn cry (EtOH)	192				s EtOH, chl
2462	Copper(II) gluconate	Cupric gluconate	C ₁₂ H ₂₂ CuO ₁₄	527-09-3	453.841	bl-grn cry	156				sl EtOH; i os
2463	Copper(II) 2,4-pentanedioate	Copper(II) acetylacetonate	C ₁₀ H ₄ CuO ₄	13395-16-9	261.762	bl pow	284 dec	sub			sl H ₂ O; s chl
2464	Copper(II) phthalocyanine	Pigment Blue 15	C ₃₂ H ₁₆ CuN ₈	147-14-8	576.069	bl-purp cry					i H ₂ O, EtOH; s conc H ₂ SO ₄
2465	Coronene		C ₂₄ H ₁₂	191-07-1	300.352	ye nd (bz)	437.3(0.3)	525	1.371 ²⁵		i H ₂ O, con sulf; sl bz
2466	Corticosterone		C ₂₁ H ₃₀ O ₄	50-22-6	346.461	nd (al, pl) (ace)	181				i H ₂ O; s EtOH, eth, ace
2467	Corybulbine		C ₂₁ H ₂₅ NO ₄	518-77-4	355.429	nd (al)	237.5				i H ₂ O; sl EtOH, eth; s ace, bz, HCl
2468	Corycavamine		C ₂₁ H ₂₁ NO ₅	521-85-7	367.396	pr (eth, al)	149				vs EtOH, chl
2469	Corydaline		C ₂₂ H ₂₇ NO ₄	518-69-4	369.454	pr (al)	136				vs bz, eth, EtOH, chl
2470	Corydine		C ₂₀ H ₂₃ NO ₄	476-69-7	341.402	tetr pr (eth)	149				vs eth, EtOH, chl
2471	Corynantheine		C ₂₂ H ₂₆ N ₂ O ₃	18904-54-6	366.452		165.5				vs EtOH
2472	Cotarnine		C ₁₂ H ₁₅ NO ₄	82-54-2	237.252	nd (bz), cry (eth)	132 dec				sl H ₂ O; s EtOH, eth, bz, chl, NH ₄ OH
2473	Coumaphos		C ₁₄ H ₁₆ ClO ₃ PS	56-72-4	362.766		95.2(0.2)		1.474		
2474	Coumestrol	3,9-Dihydroxy-6 <i>H</i> -benzofuro[3,2- <i>c</i>]1]benzopyran-6-one	C ₁₅ H ₈ O ₅	479-13-0	268.222	cry rods	385 dec				i H ₂ O; sl EtOH, ace; i eth
2475	Creatine		C ₄ H ₉ N ₃ O ₂	57-00-1	131.133	mcl pr (w+1)	303 dec		1.33 ²⁵		s H ₂ O; sl EtOH; i eth
2476	Creatinine		C ₄ H ₇ N ₃ O	60-27-5	113.118	orth pr (w+2) lf (w)	300 dec				s H ₂ O; sl EtOH; i eth, ace, chl
2477	<i>o</i> -Cresol	2-Methylphenol	C ₇ H ₈ O	95-48-7	108.138		31.0(0.6)	191.0(0.1)	1.0327 ³⁵	1.5386 ³⁵	s H ₂ O; vs EtOH, eth; msc ace, bz, ctc
2478	<i>m</i> -Cresol	3-Methylphenol	C ₇ H ₈ O	108-39-4	108.138	liq	12.2(0.3)	202.2(0.1)	1.0339 ²⁰	1.5401 ²⁰	sl H ₂ O; msc EtOH, eth, ace, bz, ctc
2479	<i>p</i> -Cresol	4-Methylphenol	C ₇ H ₈ O	106-44-5	108.138	pr	34.77(0.05)	201.9(0.1)	1.0185 ⁴⁰	1.5312 ²⁰	sl H ₂ O; msc EtOH, eth, ace, bz, ctc
2480	<i>o</i> -Cresolphthalein		C ₂₂ H ₁₈ O ₄	596-27-0	346.376	cry (al)	223				vs EtOH
2481	<i>o</i> -Cresolphthalein complexone	Metalphthalein	C ₃₂ H ₃₂ N ₂ O ₁₂	2411-89-4	636.602	ye cry pow	186				i H ₂ O; s EtOH, ace, alk
2482	Cresol Red	<i>o</i> -Cresolsulfonphthalein	C ₂₁ H ₁₈ O ₅ S	1733-12-6	382.430	red-br cry pow	>300				vs H ₂ O, EtOH
2483	<i>p</i> -Cresyl diphenyl phosphate		C ₁₉ H ₁₇ O ₄ P	78-31-9	340.309	col liq	-40		1.208 ²⁵		i H ₂ O; s os
2484	Crimidine		C ₇ H ₁₀ ClN ₃	535-89-7	171.627	br wax	87	143 ⁴			vs EtOH
2485	Cromolyn	Cromoglicic acid	C ₂₃ H ₁₆ O ₁₁	16110-51-3	468.366	col cry	241 dec				
2486	Crufomate		C ₁₂ H ₁₉ ClNO ₃ P	299-86-5	291.711		60.1(0.5)	118 ^{0.01}			

2451
Collinomycin2452
Columbin2453
Conessine2454
Congo Red2455
Conhydrine2456
Conhydrine, (+)2457
Coniferin2458
Conquinamine2459
Convallatoxin2460
Copaene2461
Copper(II) ethylacetacetate2462
Copper(II) gluconate2463
Copper(II) 2,4-pentanedioate2464
Copper(II) phthalocyanine2465
Coronene2466
Corticosterone2467
Corybulbine2468
Corycavamine2469
Corydaine2470
Corydine2471
Corynantheine2472
Cotarnine2473
Coumaphos2474
Coumestrol2475
Creatine2476
Creatinine2477
o-Cresol2478
m-Cresol2479
p-Cresol2480
o-Cresolphthalein2481
o-Cresolphthalein complexone2482
Cresol Red2483
p-Cresyl diphenyl phosphate2484
Crimidine2485
Cromolyn2486
Cruformate

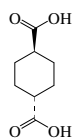
No.	Name	Synonym	Mol. Form.	CAS RN	Mol. Wt.	Physical Form	mp/°C	bp/°C	den g cm ⁻³	n _D	Solubility
2487	Cryptopine	Cryptocavine	C ₂₁ H ₂₃ NO ₅	482-74-6	369.412	pr or pl (bz) nd (chl- MeOH)	223		1.315 ²⁰		i H ₂ O; sl EtOH, eth, bz; s chl, HOAc
2488	Crystal Violet	Gentian violet	C ₂₅ H ₃₀ ClN ₃	548-62-9	407.979	grn pow	215 dec				vs H ₂ O, chl
2489	Cubebin		C ₂₀ H ₂₀ O ₆	18423-69-3	356.369	nd (al, bz)	131.5				vs eth, EtOH, chl
2490	Cucurbitacin B		C ₃₂ H ₄₆ O ₈	6199-67-3	558.702	cry (EtOH)	181				
2491	Cucurbitacin C		C ₃₂ H ₄₆ O ₈	5988-76-1	560.718	cry (AcOEt)	207.5				
2492	Cupferron		C ₆ H ₆ N ₃ O ₂	135-20-6	155.154		163.5				sl DMSO
2493	Cupreine		C ₁₉ H ₂₂ N ₂ O ₂	524-63-0	310.390	pr (eth)	202				vs EtOH
2494	Curan-17-ol, (16a)	Geissoschizoline	C ₁₉ H ₂₆ N ₂ O	18397-07-4	298.421	pa ye amor pow	135 dec				i H ₂ O; vs EtOH, eth, chl
2495	Curcumin	Turmeric	C ₂₁ H ₂₀ O ₆	458-37-7	368.380	oran ye pr, orth pr (MeOH)	183				vs EtOH, HOAc
2496	Curine		C ₃₈ H ₃₈ N ₂ O ₆	436-05-5	594.696	pr, nd (chl- MeOH)	221				vs ace, bz, py
2497	Cuscohygrine		C ₁₃ H ₂₄ N ₂ O	454-14-8	224.342	oil		169 ²³	0.9733 ²⁰	1.4832 ²⁰	vs H ₂ O, bz, eth, EtOH
2498	Cusparine	2-[2-(1,3-Benzodioxol-5-yl)- ethyl]-4-methoxyquinoline	C ₁₉ H ₁₇ NO ₃	529-92-0	307.343	(α) wh or ye nd (peth); (β) amber pr	92(α; 111(β)				i H ₂ O; vs ace, bz, eth, EtOH
2499	Cyamemazine		C ₁₉ H ₂₁ N ₃ S	3546-03-0	323.455	ye pow	92	212 ^{9,25}			i H ₂ O; s EtOH
2500	Cyanamide	Cyanogenamide	CH ₂ N ₂	420-04-2	42.040	nd	45.55(0.04)	140 ¹⁹	1.282 ²⁰	1.4418 ⁴⁸	vs H ₂ O, EtOH; s eth, ace, bz; sl CS ₂
2501	Cyanazine		C ₉ H ₁₂ ClN ₆	21725-46-2	240.692		165.6(0.5)				
2502	Cyanic acid	Hydrogen cyanate	CHNO	420-05-3	43.025	unstab liq or gas	-86	23	1.140 ²⁰		vs H ₂ O, bz, eth, chl
2503	2-Cyanoacetamide		C ₃ H ₄ N ₂ O	107-91-5	84.076	pl (w)	114.1(0.3)				vs H ₂ O
2504	Cyanoacetic acid		C ₃ H ₃ NO ₂	372-09-8	85.062		66	160 dec			s H ₂ O, EtOH, eth; sl chl, HOAc
2505	Cyanoacetohydrazide	Cyacetacide	C ₃ H ₅ N ₃ O	140-87-4	99.091	pr (al)	114.5				vs H ₂ O, EtOH
2506	Cyanoacetylene		C ₃ NH	1070-71-9	51.047		5	61(18)	0.8167 ¹⁷	1.3868 ²⁵	sl H ₂ O; s EtOH
2507	3-Cyanobenzoic acid		C ₈ H ₅ NO ₂	1877-72-1	147.132	nd (w)	223(1)	sub			sl H ₂ O; s EtOH, eth
2508	4-Cyanobenzoic acid		C ₈ H ₅ NO ₂	619-65-8	147.132		220(1)				s H ₂ O, EtOH, eth, HOAc; sl tfa
2509	4-Cyanobutanoic acid		C ₅ H ₇ NO ₂	39201-33-7	113.116	hyg cry	45				s H ₂ O, EtOH, eth, bz
2510	2-Cyanoethyl acrylate		C ₈ H ₇ NO ₂	106-71-8	125.126			108 ¹²	1.062 ²⁰		
2511	Cyanofenphos		C ₁₂ H ₄ NO ₂ PS	13067-93-1	303.317		83			1.5839 ²⁵	sl H ₂ O
2512	Cyanogen		C ₂ N ₂	460-19-5	52.034	col gas	-27.83	-21.1	0.9537 ⁻²¹		s H ₂ O, EtOH, eth
2513	Cyanogen bromide	Bromine cyanide	CBRN	506-68-3	105.922	nd	52	61.5	2.015 ²⁰		s H ₂ O, EtOH, eth
2514	Cyanogen chloride	Chlorine cyanide	CCIN	506-77-4	61.471	col vol liq or gas	-6.55	13	1.186 ²⁰		s H ₂ O, EtOH; vs eth
2515	Cyanogen fluoride	Fluorine cyanide	CFN	1495-50-7	45.016	col gas	-82	-46			
2516	Cyanogen iodide	Iodine cyanide	CIN	506-78-5	152.922	nd (al, eth)	146.7	sub	2.84 ¹⁸		vs eth, EtOH
2517	Cyanoguanidine	Dicyanodiamide	C ₂ H ₄ N ₄	461-58-5	84.080		207(2)		1.404 ¹⁴		s H ₂ O, EtOH, ace; i eth, bz, chl
2518	Cyanomethylmercury	Methylmercurynitrile	C ₂ H ₃ HgN	2597-97-9	241.64	cry (chl)	92				vs H ₂ O, EtOH, bz; s eth
2519	(4-Cyanophenoxy)acetic acid		C ₉ H ₇ NO ₃	1878-82-6	177.157	cry (w)	178				
2520	2-Cyano-N-phenylacetamide		C ₉ H ₈ N ₂ O	621-03-4	160.172	nd (al)	199.5				
2521	4-Cyanothiazole		C ₄ H ₂ N ₂ S	1452-15-9	110.137	nd	58				
2522	Cyanuric acid	1,3,5-Triazine- 2,4,6-(1 <i>H</i> ,3 <i>H</i> ,5 <i>H</i>)-trione	C ₃ H ₃ N ₃ O ₃	108-80-5	129.074	wh cry	>330		1.75 ²⁵		sl hot H ₂ O, ace, bz, EtOH; s conc HCl
2523	Cyanuric fluoride	2,4,6-Trifluoro-1,3,5-triazine	C ₃ F ₃ N ₃	675-14-9	135.047			72.8			
2524	Cycasin		C ₈ H ₁₆ N ₂ O ₇	14901-08-7	252.222	nd (ace aq)	154 dec				
2525	Cyclandelate		C ₁₇ H ₂₄ O ₃	456-59-7	276.371		52	193 ¹⁴			i H ₂ O
2526	Cyclizine		C ₁₈ H ₂₂ N ₂	82-92-8	266.381	cry (peth)	106				i H ₂ O; s chl; sl EtOH
2527	Cycloate	Carbamothioic acid, cyclohexylethyl-, S-ethyl ester	C ₁₁ H ₂₁ NOS	1134-23-2	215.356		11.5	145 ¹⁰	1.0156 ³⁰		

2487
Cryptopine2488
Crystal Violet2489
Cubebin2490
Cucurbitacin B2491
Cucurbitacin C2492
Cupferron2493
Cupreine2494
Curan-17-ol, (16a)2495
Curcumin2496
Curine2497
Cuscohygrine2498
Cusparine2499
Cyamemazine2500
Cyanamide2501
Cyanazine2502
Cyanic acid2503
2-Cyanoacetamide2504
Cyanoacetic acid2505
Cyanoacetohydrazide2506
Cyanoacetylene2507
3-Cyanobenzoic acid2508
4-Cyanobenzoic acid2509
4-Cyanobutanoic acid2510
2-Cyanoethyl acrylate2511
Cyanofenphos2512
Cyanogen2513
Cyanogen bromide2514
Cyanogen chloride2515
Cyanogen fluoride2516
Cyanogen iodide2517
Cyanoguanidine2518
Cyanomethylmercury2519
(4-Cyanophenoxy)acetic acid2520
2-Cyano-N-phenylacetamide2521
4-Cyanothiazole2522
Cyanuric acid2523
Cyanuric fluoride2524
Cycasin2525
Cyclandelate2526
Cyclizine2527
Cycloate

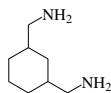
No.	Name	Synonym	Mol. Form.	CAS RN	Mol. Wt.	Physical Form	mp/°C	bp/°C	den g cm ⁻³	n _D	Solubility
2528	Cyclobarbitol		C ₁₂ H ₁₆ N ₂ O ₃	52-31-3	236.266	lf (w)	173				i H ₂ O; vs EtOH; s eth, dil alk; sl HOAc
2529	Cyclobutanamine	Aminocyclobutane	C ₄ H ₉ N	2516-34-9	71.121			83(20)	0.8328 ²⁰	1.4363 ¹⁹	
2530	Cyclobutane	Tetramethylene	C ₄ H ₈	287-23-0	56.107	vol liq or gas	-90.7(0.3)	12.5(0.2)	0.7038 ⁰	1.375 ²⁰	i H ₂ O; vs EtOH, ace; msc eth; s bz
2531	Cyclobutanecarbonitrile	Cyanocyclobutane	C ₅ H ₇ N	4426-11-3	81.117			148(1)			
2532	Cyclobutanecarboxylic acid		C ₅ H ₈ O ₂	3721-95-7	100.117	liq	-7(1)	192(4)	1.0599 ²⁰	1.4400 ²⁰	sl H ₂ O; msc EtOH, eth
2533	1,1-Cyclobutanedicarboxylic acid		C ₆ H ₈ O ₄	5445-51-2	144.126	pr (w, eth)	158.0				vs H ₂ O; s EtOH, eth, bz; sl liq
2534	Cyclobutanol	Hydroxycyclobutane	C ₄ H ₈ O	2919-23-5	72.106			124(8)	0.9218 ¹⁵	1.4371 ²⁰	
2535	Cyclobutanone		C ₄ H ₆ O	1191-95-3	70.090	liq	-50.9	98.8(0.6)	0.9547 ⁰	1.4215 ²⁰	s H ₂ O, eth, bz, chl, tol; vs EtOH; i peth
2536	Cyclobutene		C ₄ H ₆	822-35-5	54.091	col gas		2.5(0.4)	0.733 ⁹		vs ace; s bz, peth
2537	Cyclochlorotrine		C ₂₄ H ₃₁ Cl ₃ N ₅ O ₇	12663-46-6	572.439	nd (MeOH)	255 dec				
2538	Cyclodecane		C ₁₀ H ₂₀	293-96-9	140.266		10.4(0.9)	202.3(0.3)	0.8538 ²⁵	1.4716 ²⁰	
2539	1,2-Cyclodecanedione	Sebacil	C ₁₀ H ₁₆ O ₂	96-01-5	168.233		41(3)	104 ¹⁰			
2540	Cyclodecanol		C ₁₀ H ₂₀ O	1502-05-2	156.265		42(3)	125 ¹²	0.9606 ²⁰	1.4926 ²⁰	s EtOH
2541	Cyclodecanone		C ₁₀ H ₁₈ O	1502-06-3	154.249	amor pow	23(2)	106 ¹³	0.9654 ²⁰	1.4806 ²⁰	vs bz, eth, chl
2542	α-Cyclodextrin	Cyclomaltohexaose	C ₃₆ H ₆₀ O ₃₀	10016-20-3	972.843	hx pl or nd					vs cold H ₂ O; i hot H ₂ O
2543	β-Cyclodextrin	Cyclomaltoheptaose	C ₄₂ H ₇₀ O ₃₅	7585-39-9	1134.984	mcl cry (w)	260 dec				
2544	γ-Cyclodextrin	Cyclomaltooctaose	C ₄₈ H ₈₀ O ₄₀	17465-86-0	1297.125	sq pl or rods					
2545	Cyclododecane		C ₁₂ H ₂₄	294-62-2	168.319	nd (al)	60.8(0.4)	244.0(0.5)	0.82 ⁸⁰		
2546	Cyclododecanol		C ₁₂ H ₂₄ O	1724-39-6	184.318			286			
2547	Cyclododecanone		C ₁₂ H ₂₂ O	830-13-7	182.302		62.4(0.3)	127 ¹²	0.9059 ⁶⁶	1.4571 ⁹⁰	
2548	1,5,9-Cyclododecatriene	CDT	C ₁₂ H ₁₈	4904-61-4	162.271	liq	-17	240	0.84 ¹⁰⁰		
2549	cis-Cyclododecene		C ₁₂ H ₂₂	1129-89-1	166.303			133 ³⁵		1.4840 ²⁰	vs bz, chl
2550	trans-Cyclododecene		C ₁₂ H ₂₂	1486-75-5	166.303			113 ¹⁷		1.4850 ²⁰	vs bz, chl
2551	cis-9-Cycloheptadecen-1-one	Civetone	C ₁₇ H ₃₀ O	542-46-1	250.419		32.5	343			
2552	1,3-Cycloheptadiene		C ₇ H ₁₀	4054-38-0	94.154	liq	-110.4	120.5	0.868 ²⁵	1.4978 ²⁰	
2553	Cycloheptanamine		C ₇ H ₁₅ N	5452-35-7	113.201			54 ¹¹		1.4724 ²⁰	
2554	Cycloheptane		C ₇ H ₁₄	291-64-5	98.186	liq	-8.0(0.2)	118.8(0.2)	0.8098 ²⁰	1.4436 ²⁰	i H ₂ O; vs EtOH, eth; s bz, chl
2555	1,2-Cycloheptanedione		C ₇ H ₁₀ O ₂	3008-39-7	126.153		-40	108 ¹⁷	1.0583 ²²	1.4689 ²²	s EtOH
2556	Cycloheptanol		C ₇ H ₁₄ O	502-41-0	114.185		7.15(0.05)	185	0.9554 ²⁰	1.40705 ²⁰	sl H ₂ O; vs EtOH, eth
2557	Cycloheptanone	Suberone	C ₇ H ₁₂ O	502-42-1	112.169			180.4(0.9)	0.9508 ²⁰	1.4608 ²⁰	i H ₂ O; vs EtOH, eth
2558	1,3,5-Cycloheptatriene	Tropilidene	C ₇ H ₈	544-25-2	92.139	liq; cub cry (-80°C)	-75.18(0.06)	116.3(0.7)	0.8875 ¹⁹	1.5343 ²⁰	i H ₂ O; s EtOH, eth; vs bz, chl
2559	2,4,6-Cycloheptatrien-1-one		C ₇ H ₆ O	539-80-0	106.122		-5(2)	113 ¹⁵	1.095 ²²	1.6172 ²²	vs bz, chl
2560	Cycloheptene		C ₇ H ₁₂	628-92-2	96.170	liq	-55.3(0.2)	115(3)	0.8228 ²⁰	1.4552 ²⁰	i H ₂ O; s EtOH, eth, bz, chl; sl ctc
2561	1,3-Cyclohexadiene		C ₆ H ₈	592-57-4	80.128	liq	-89	80.3(0.3)	0.8405 ²⁰	1.4755 ²⁰	i H ₂ O; s EtOH, bz, chl, peth; vs eth
2562	1,4-Cyclohexadiene	1,4-Dihydrobenzene	C ₆ H ₈	628-41-1	80.128	liq	-49(1)	89.5(0.2)	0.8471 ²⁰	1.4725 ²⁰	i H ₂ O; msc EtOH, eth; s bz, chl, peth
2563	3,5-Cyclohexadiene-1,2-dione		C ₆ H ₄ O ₂	583-63-1	108.095	red pl or pr	≈65 dec				s eth, ace, bz; i peth
2564	2,5-Cyclohexadiene-1,4-dione, dioxime		C ₆ H ₆ N ₂ O ₂	105-11-3	138.124	pa ye nd (w)	240 dec				s H ₂ O
2565	Cyclohexane	Hexahydrobenzene	C ₆ H ₁₂	110-82-7	84.159	liq	6.7(0.2)	80.7(0.7)	0.7739 ²⁵	1.4235 ²⁵	i H ₂ O; msc EtOH, eth, ace, bz, lig, ctc
2566	Cyclohexaneacetic acid		C ₈ H ₁₄ O ₂	5292-21-7	142.196	nd (HCO ₂ H)	28.9(1)	245	1.0423 ¹⁸	1.4775 ²⁰	sl H ₂ O; s eth, ace
2567	Cyclohexanecarbonitrile	Cyclohexyl cyanide	C ₇ H ₁₁ N	766-05-2	109.169	liq	12.0(0.3)	188(3)	0.919	1.4505 ²⁰	
2568	Cyclohexanecarbonyl chloride		C ₇ H ₁₁ ClO	2719-27-9	146.614			183(6)	1.0962 ¹⁵	1.4711 ²⁹	
2569	Cyclohexanecarboxaldehyde		C ₇ H ₁₂ O	2043-61-0	112.169			155(12)	0.9035 ²⁰	1.4496 ²⁰	s H ₂ O, eth
2570	Cyclohexanecarboxylic acid	Hexahydrobenzoic acid	C ₇ H ₁₂ O ₂	98-89-5	128.169	mcl pr	28(3)	233(6)	1.0334 ²²	1.4530 ²⁰	sl H ₂ O, ctc; vs EtOH, bz, chl
2571	cis-1,2-Cyclohexanediamine	cis-1,2-Diaminocyclohexane	C ₆ H ₁₄ N ₂	1436-59-5	114.188	liq		40 ²	0.952 ²⁰	1.4951 ²⁰	
2572	trans-1,2-Cyclohexanediamine	trans-1,2-Diaminocyclohexane	C ₆ H ₁₄ N ₂	1121-22-8	114.188		14.8	80 ¹⁵	0.951 ²⁰		



No.	Name	Synonym	Mol. Form.	CAS RN	Mol. Wt.	Physical Form	mp/°C	bp/°C	den g cm ⁻³	n _D	Solubility
2573	<i>trans</i> -1,4-Cyclohexanedicarboxylic acid		C ₈ H ₁₂ O ₄	619-82-9	172.179	pr (w)	312.5	300 sub			sl H ₂ O, eth; vs EtOH; s ace; i chl
2574	1,3-Cyclohexanedimethanamine		C ₈ H ₁₆ N ₂	2579-20-6	142.242		<-70	220	0.945 ²⁰		vs H ₂ O, eth, EtOH
2575	1,4-Cyclohexanedimethanol		C ₈ H ₁₆ O ₂	105-08-8	144.212		43	283			
2576	<i>cis</i> -1,2-Cyclohexanediol		C ₆ H ₁₂ O ₂	1792-81-0	116.158		95(4)	120 ¹⁵	1.0297 ¹⁰¹		s EtOH, ace, bz; sl chl
2577	<i>trans</i> -1,4-Cyclohexanediol		C ₆ H ₁₂ O ₂	6995-79-5	116.158	mcl pr (ace)	143		1.18 ²⁰		s H ₂ O, EtOH, MeOH; i eth; sl ace
2578	1,2-Cyclohexanedione	1,2-Dioxocyclohexane	C ₆ H ₈ O ₂	765-87-7	112.127	cry (peth)	40	194	1.1187 ²¹	1.4995 ²⁰	s H ₂ O, EtOH, eth, bz
2579	1,3-Cyclohexanedione	Dihydroresorcinol	C ₆ H ₈ O ₂	504-02-9	112.127	pr (bz)	105(2)		1.0861 ⁹¹	1.4576 ¹⁰²	s H ₂ O, EtOH, ace, chl; sl eth, bz
2580	1,4-Cyclohexanedione	Tetrahydroquinone	C ₆ H ₈ O ₂	637-88-7	112.127	mcl pl (w),nd (peth)	78.4(0.1)	132 ²⁰	1.0861 ⁹¹		s H ₂ O, EtOH, eth, ace, bz, chl
2581	1,2-Cyclohexanedione dioxime	Nioxime	C ₆ H ₁₀ N ₂ O ₂	492-99-9	142.155	nd (w, HOAc)	192				s H ₂ O, ace, chl; sl tfa
2582	Cyclohexaneethanol		C ₈ H ₁₆ O	4442-79-9	128.212			208(3)	0.9229 ²⁰	1.4641 ²⁰	s EtOH, eth, bz
2583	Cyclohexanemethanamine		C ₇ H ₁₅ N	3218-02-8	113.201			162(7)	0.87 ²⁵	1.4630 ²⁰	
2584	Cyclohexanemethanol	Cyclohexylcarbinol	C ₇ H ₁₄ O	100-49-2	114.185	liq	-43	183	0.9297 ²⁰	1.4644 ²⁰	vs eth, EtOH
2585	Cyclohexanepropanoic acid		C ₉ H ₁₆ O ₂	701-97-3	156.222		16	276.5	0.912 ²⁵	1.4638 ²⁰	s H ₂ O, eth; sl ctc
2586	Cyclohexanethiol	Cyclohexyl mercaptan	C ₆ H ₁₂ S	1569-69-3	116.224			158.8(0.4)	0.9782 ²⁰	1.4921 ²⁰	vs ace, bz, eth, EtOH
2587	Cyclohexanol	Cyclohexyl alcohol	C ₆ H ₁₂ O	108-93-0	100.158	hyg nd	26(1)	160.9(0.2)	0.9624 ²⁰	1.4641 ²⁰	s H ₂ O, EtOH, eth, ace; msc bz; sl chl
2588	Cyclohexanone	Pimelic ketone	C ₆ H ₁₀ O	108-94-1	98.142	liq	-27.93(0.05)	155.4(0.1)	0.9478 ²⁰	1.4507 ²⁰	s H ₂ O, EtOH, eth, ace, bz, chl, ctc
2589	Cyclohexanone oxime		C ₆ H ₁₁ NO	100-64-1	113.157	hex pr (lig)	89.05(0.09)	208(2)			s H ₂ O, EtOH, eth, MeOH; sl chl
2590	Cyclohexanone peroxide		C ₁₂ H ₂₂ O ₅	78-18-2	246.300	cry or long nd	79				
2591	Cyclohexene	Tetrahydrobenzene	C ₆ H ₁₀	110-83-8	82.143	liq	-103.5(0.4)	82.9(0.2)	0.8110 ²⁰	1.4465 ²⁰	i H ₂ O; msc EtOH, eth, ace, bz, lig, ctc
2592	1-Cyclohexenecarbonitrile	1-Cyanocyclohexene	C ₇ H ₉ N	1855-63-6	107.153			81 ¹²			
2593	1-Cyclohexene-1-carboxaldehyde		C ₇ H ₁₀ O	1192-88-7	110.153			69 ¹⁸	0.9694 ²⁰	1.5005 ²⁰	s EtOH, eth
2594	3-Cyclohexene-1-carboxaldehyde		C ₇ H ₁₀ O	100-50-5	110.153		1.0	164(9)	0.9692 ²⁰	1.4745 ²⁰	s ace, MeOH; sl ctc
2595	1-Cyclohexene-1-carboxylic acid		C ₇ H ₁₀ O ₂	636-82-8	126.153		38	241	1.109 ²⁰	1.4902 ²⁰	sl H ₂ O; s EtOH, ace
2596	3-Cyclohexene-1-carboxylic acid		C ₇ H ₁₀ O ₂	4771-80-6	126.153		17	237(13)	1.0820 ²⁰	1.4814 ²⁰	vs H ₂ O; s EtOH, ace
2597	4-Cyclohexene-1,2-dicarboxylic acid		C ₈ H ₁₀ O ₄	88-98-2	170.163	pr (w)	173.0				
2598	2-Cyclohexen-1-ol		C ₆ H ₁₀ O	822-67-3	98.142			176(10)	0.9923 ¹⁵	1.4790 ²⁵	s EtOH, ace
2599	2-Cyclohexen-1-one		C ₆ H ₈ O	930-68-7	96.127	liq	-53	172.3(0.7)	0.9620 ²⁵	1.4883 ²⁰	vs EtOH; s ace
2600	1-Cyclohexen-1-ylbenzene		C ₁₂ H ₁₄	771-98-2	158.239	liq	-11	268(15)	0.9939 ²⁰	1.5718 ²⁰	vs MeOH
2601	2-(1-Cyclohexen-1-yl)-cyclohexanone		C ₁₂ H ₁₈ O	1502-22-3	178.270			116 ³		1.5070 ²⁰	
2602	1-(1-Cyclohexen-1-yl)-ethanone		C ₈ H ₁₂ O	932-66-1	124.180		73	202(12)	0.9655 ²⁰	1.4881 ²⁰	s EtOH, eth
2603	3-Cyclohexenylmethyl 3-cyclohexenecarboxylate		C ₁₄ H ₂₀ O ₂	2611-00-9	220.308	liq		153 ⁷			
2604	4-(3-Cyclohexen-1-yl)pyridine		C ₁₁ H ₁₃ N	70644-46-1	159.228		22.1	226	1.0222 ²⁵	1.5466 ²⁵	
2605	Cycloheximide		C ₁₅ H ₂₅ NO ₄	66-81-9	281.349	pl (al)	119				vs EtOH
2606	Cyclohexyl acetate		C ₈ H ₁₄ O ₂	622-45-7	142.196			174(4)	0.968 ²⁰	1.442 ²⁰	vs eth, EtOH
2607	Cyclohexyl acrylate		C ₉ H ₁₄ O ₂	3066-71-5	154.206			183	1.0275 ²⁰	1.4673 ²⁰	i H ₂ O; msc EtOH, eth; s chl
2608	Cyclohexylamine	Cyclohexanamine	C ₆ H ₁₃ N	108-91-8	99.174	liq	-17.7(0.7)	133.6(0.5)	0.8191 ²⁰	1.4625 ¹⁵	s H ₂ O, ctc; vs EtOH; msc eth, ace, bz
2609	Cyclohexylamine hydrochloride	Cyclohexanamine hydrochloride	C ₆ H ₁₄ ClN	4998-76-9	135.635	nd (w, al-eth)	206.5				vs H ₂ O, EtOH

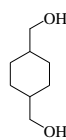


2573

trans-1,4-Cyclohexanedicarboxylic acid

2574

1,3-Cyclohexanedimethanamine

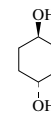


2575

1,4-Cyclohexanedimethanol



2576

cis-1,2-Cyclohexanediol

2577

trans-1,4-Cyclohexanediol

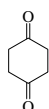
2578

1,2-Cyclohexanedione



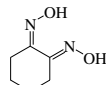
2579

1,3-Cyclohexanedione



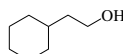
2580

1,4-Cyclohexanedione



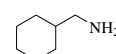
2581

1,2-Cyclohexanedione dioxime



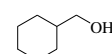
2582

Cyclohexaneethanol



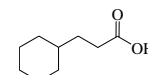
2583

Cyclohexanemethanamine



2584

Cyclohexanemethanol



2585

Cyclohexanepropanoic acid



2586

Cyclohexanethiol



2587

Cyclohexanol



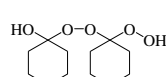
2588

Cyclohexanone



2589

Cyclohexanone oxime



2590

Cyclohexanone peroxide



2591

Cyclohexene



2592

1-Cyclohexenecarbonitrile



2593

1-Cyclohexene-1-carboxaldehyde



2594

3-Cyclohexene-1-carboxaldehyde



2595

1-Cyclohexene-1-carboxylic acid



2596

3-Cyclohexene-1-carboxylic acid



2597

4-Cyclohexene-1,2-dicarboxylic acid



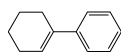
2598

2-Cyclohexen-1-ol



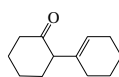
2599

2-Cyclohexen-1-one



2600

1-Cyclohexen-1-ylbenzene



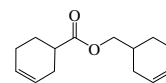
2601

2-(1-Cyclohexen-1-yl)cyclohexanone



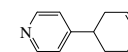
2602

1-(1-Cyclohexen-1-yl)ethanone



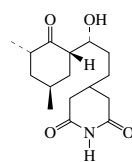
2603

3-Cyclohexenylmethyl 3-cyclohexenecarboxylate



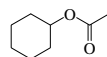
2604

4-(3-Cyclohexen-1-yl)pyridine



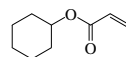
2605

Cycloheximide



2606

Cyclohexyl acetate



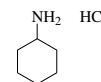
2607

Cyclohexyl acrylate



2608

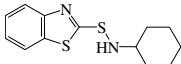
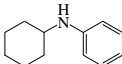
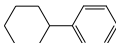
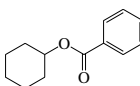
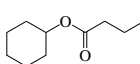
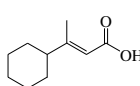
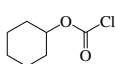
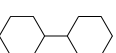
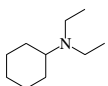

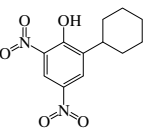
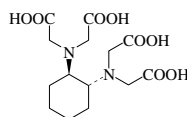

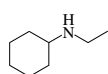
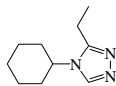
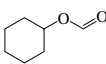
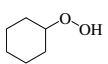
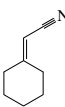
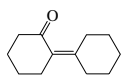
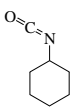
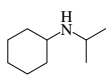

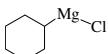
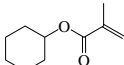

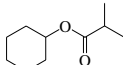
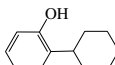
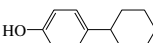
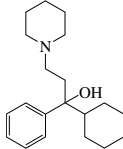
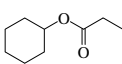
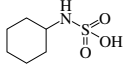













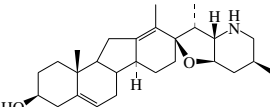
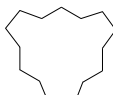
Cyclohexylamine



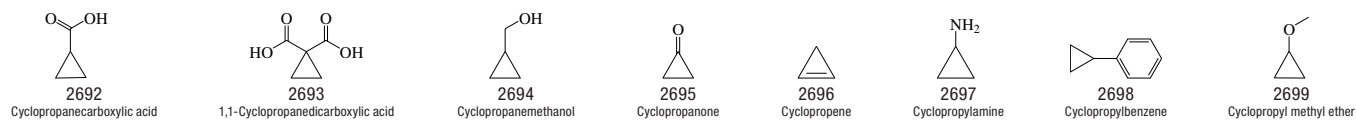
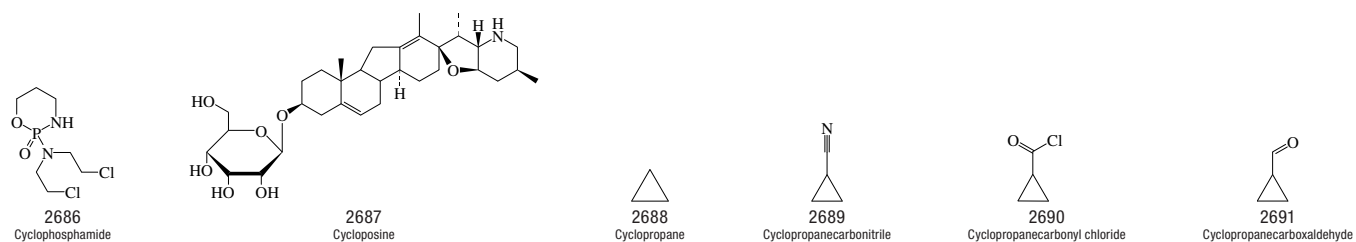
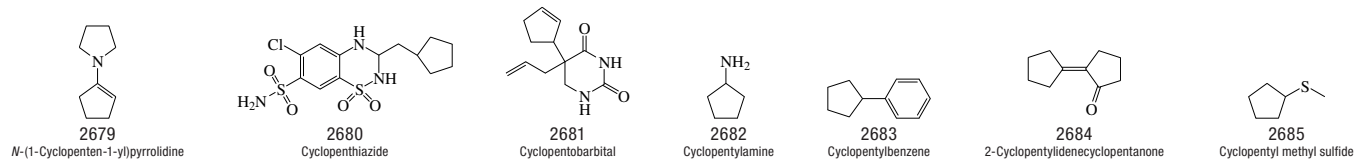
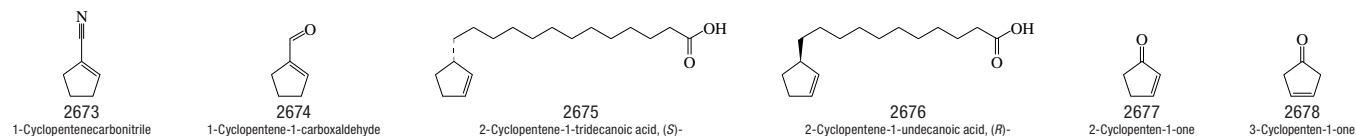
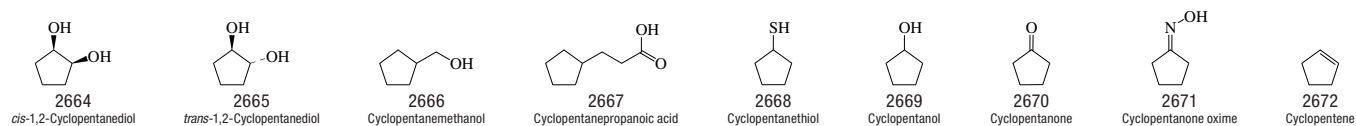
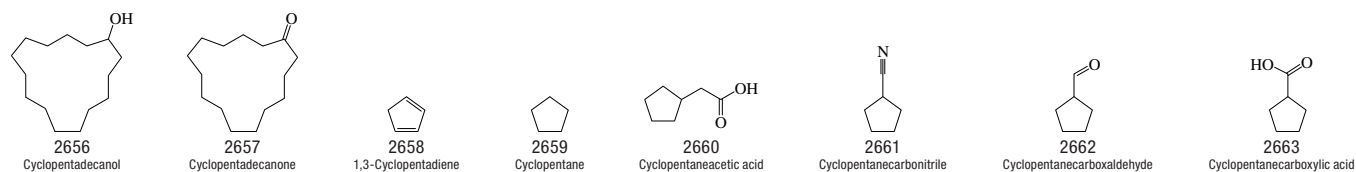
2609

Cyclohexylamine hydrochloride

No.	Name	Synonym	Mol. Form.	CAS RN	Mol. Wt.	Physical Form	mp/°C	bp/°C	den g cm ⁻³	n _D	Solubility
2610	2-(Cyclohexylaminothio)-benzothiazole		C ₁₃ H ₁₆ N ₂ S ₂	95-33-0	264.409		103				
2611	<i>N</i> -Cyclohexylaniline		C ₁₂ H ₁₇ N	1821-36-9	175.270	mcl pr	16	279	1.0155 ²⁰	1.5610 ²⁰	i H ₂ O; s EtOH, eth, bz
2612	Cyclohexylbenzene	Phenylcyclohexane	C ₁₂ H ₁₆	827-52-1	160.255	pl	7.02(0.1)	239(2)	0.9427 ²⁰	1.5329 ²⁰	i H ₂ O; vs EtOH; s eth; sl ctc
2613	Cyclohexyl benzoate		C ₁₃ H ₁₆ O ₂	2412-73-9	204.265		<-10	285	1.0429 ²⁰	1.5200 ²⁰	i H ₂ O; s EtOH, eth
2614	Cyclohexyl butanoate		C ₁₀ H ₁₈ O ₂	1551-44-6	170.249			213(8)	0.9572 ⁰		i H ₂ O; s EtOH; sl ctc
2615	3-Cyclohexyl-2-butenic acid	Cicrotoic acid	C ₁₀ H ₁₆ O ₂	25229-42-9	168.233	pr (aq-MeOH)	85.5				
2616	Cyclohexyl chloroformate		C ₇ H ₁₁ ClO ₂	13248-54-9	162.614			87.5 ²⁷			vs eth
2617	Cyclohexylcyclohexane		C ₁₂ H ₂₂	92-51-3	166.303		3.684(0.002)	239(2)			sl H ₂ O; s EtOH, eth
2618	Cyclohexyldiethylamine	<i>N,N</i> -Diethylcyclohexanamine	C ₁₀ H ₂₁ N	91-65-6	155.281			192	0.8443 ²⁵		s EtOH; sl ctc
2619	Cyclohexyldimethylamine	<i>N,N</i> -Dimethylcyclohexanamine	C ₈ H ₁₇ N	98-94-2	127.228			161(21)			
2620	2-Cyclohexyl-4,6-dinitrophenol		C ₁₂ H ₁₄ N ₂ O ₅	131-89-5	266.249	cry	105.5(0.3)				sl H ₂ O; s bz, DMF
2621	(1,2-Cyclohexylenedinitrilo)-tetraacetic acid monohydrate	CDTA	C ₁₄ H ₂₄ N ₂ O ₉	13291-61-7	364.349	cry (w)	215				
2622	1-Cyclohexylethanone		C ₈ H ₁₄ O	823-76-7	126.196			180.5	0.9176 ²⁰	1.4565 ¹⁶	i H ₂ O; s eth
2623	Cyclohexylethylamine	<i>N</i> -Ethylcyclohexanamine	C ₈ H ₁₇ N	5459-93-8	127.228			164	0.868 ⁰		sl H ₂ O, ctc; msc EtOH, eth
2624	4-Cyclohexyl-3-ethyl-4 <i>H</i> -1,2,4-triazole	Hexazole	C ₁₀ H ₁₇ N ₃	4671-03-8	179.262	pr (eth)	89.5	227 ¹⁰			vs H ₂ O, bz, chl
2625	Cyclohexyl formate		C ₇ H ₁₂ O ₂	4351-54-6	128.169			162	1.0057 ⁰	1.4430 ²⁰	i H ₂ O; s EtOH, HOAc, HCOOH; vs eth
2626	Cyclohexyl hydroperoxide		C ₆ H ₁₂ O ₂	766-07-4	116.158		-20	42 ^{0.1}	1.019 ²⁰	1.4645 ²⁵	vs eth, EtOH, HOAc
2627	Cyclohexylideneacetonitrile		C ₈ H ₁₁ N	4435-18-1	121.180			107 ²²	0.9483 ¹⁵	1.4382 ²⁵	vs eth, EtOH
2628	2-Cyclohexylidenecyclohexanone		C ₁₂ H ₁₆ O	1011-12-7	178.270	cry (MeOH aq)	56.5				
2629	Cyclohexyl isocyanate	Isocyanatocyclohexane	C ₇ H ₁₁ NO	3173-53-3	125.168			172	0.98 ²⁵	1.4551 ²⁰	
2630	Cyclohexylisopropylamine	<i>N</i> -Isopropylcyclohexanamine	C ₉ H ₁₉ N	1195-42-2	141.254			62 ¹²	0.859 ²⁵	1.4480 ²⁰	
2631	Cyclohexyl isothiocyanate	Isothiocyanatocyclohexane	C ₇ H ₁₁ NS	1122-82-3	141.234			221	1.0339 ²⁰	1.5375 ²⁰	i H ₂ O; s EtOH, eth; sl ctc
2632	Cyclohexylmagnesium chloride		C ₆ H ₁₁ ClMg	931-51-1	142.909	hyg liq					s eth
2633	Cyclohexyl methacrylate		C ₁₀ H ₁₆ O ₂	101-43-9	168.233			209(25)	0.9626 ²⁰	1.4578 ²⁰	
2634	Cyclohexylmethylamine	<i>N</i> -Methylcyclohexanamine	C ₇ H ₁₅ N	100-60-7	113.201			147	0.8660 ²³	1.4560 ²⁰	sl H ₂ O; vs EtOH; msc eth; s chl
2635	Cyclohexyl 2-methylpropanoate		C ₁₀ H ₁₈ O ₂	1129-47-1	170.249			204	0.9489 ⁰		vs eth, EtOH
2636	2-Cyclohexylphenol		C ₁₂ H ₁₆ O	119-42-6	176.254	nd (lig)	54.7(0.7)				vs EtOH, HOAc
2637	4-Cyclohexylphenol		C ₁₂ H ₁₆ O	1131-60-8	176.254	nd (bz)	130.6(0.5)	294(26)			i H ₂ O; vs EtOH, eth; s bz; sl lig
2638	α-Cyclohexyl-α-phenyl-1-piperidinepropanol	Trihexphenidyl	C ₂₀ H ₃₁ NO	144-11-6	301.466		114				
2639	Cyclohexyl propanoate		C ₉ H ₁₆ O ₂	6222-35-1	156.222			194(6)	0.9359 ²⁰	1.4403 ²⁰	i H ₂ O; s EtOH, eth, ace, ctc
2640	Cyclohexylsulfamic acid	Cyclamic acid	C ₆ H ₁₃ NO ₃ S	100-88-9	179.237		169.5				vs alk
2641	Cyclononane		C ₉ H ₁₈	293-55-0	126.239		10.7(0.3)	173(5)	0.8463 ²⁵	1.4666 ²⁰	
2642	Cyclononane		C ₉ H ₁₈ O	3350-30-9	140.222		31.9(0.3)	148 ²⁴	0.9560 ²⁰	1.4729 ²⁰	s EtOH
2643	1,4-Cyclooctadiene		C ₈ H ₁₂	1073-07-0	108.181	liq	-53(4)	144(5)	0.8754 ²⁰		
2644	<i>cis,cis</i> -1,5-Cyclooctadiene		C ₈ H ₁₂	111-78-4	108.181	liq	-69.2(0.2)	149(3)	0.883 ²⁰	1.4905 ²⁵	vs bz
2645	Cyclooctanamine	Aminocyclooctane	C ₈ H ₁₇ N	5452-37-9	127.228	liq	-48	190	0.928 ²⁵	1.4804 ²⁰	
2646	Cyclooctane		C ₈ H ₁₆	292-64-8	112.213		14.82(0.04)	151.1(0.1)	0.8349 ²⁰	1.4586 ²⁰	i H ₂ O; s bz, lig
2647	Cyclooctanol		C ₈ H ₁₆ O	696-71-9	128.212		25.1	99 ¹⁶	0.9740 ²⁰	1.4871 ²⁰	s EtOH
2648	Cyclooctanone		C ₈ H ₁₄ O	502-49-8	126.196		44.2(0.3)	201.4(0.2)	0.9581 ²⁰	1.4694 ²⁰	i H ₂ O; s EtOH, ace, bz; sl ctc
2649	1,3,5,7-Cyclooctatetraene	[8]Annulene	C ₈ H ₈	629-20-9	104.150	liq	-4.7(0.1)	140(3)	0.9206 ²⁰	1.5381 ²⁰	s EtOH, eth, ace, bz
2650	1,3,5-Cyclooctatriene		C ₈ H ₁₀	1871-52-9	106.165	liq	-86(8)	144(11)	0.8971 ²⁵	1.5035 ²⁵	
2651	<i>cis</i> -Cyclooctene		C ₈ H ₁₄	931-87-3	110.197	liq	-13(4)	145(3)	0.8472 ²⁰	1.4698 ²⁰	s EtOH, eth, ctc
2652	<i>trans</i> -Cyclooctene		C ₈ H ₁₄	931-89-5	110.197	liq	-59(5)	146(5)	0.8483 ²⁰	1.4741 ²⁵	s EtOH, chl; sl ctc
2653	Cyclooctyne		C ₈ H ₁₂	1781-78-8	108.181			158	0.868 ²⁰	1.4850 ²⁰	
2654	Cyclopamine	11-Deoxojervine	C ₂₇ H ₄₁ NO ₂	4449-51-8	411.621	nd (EtOH)	237				
2655	Cyclopentadecane		C ₁₅ H ₃₀	295-48-7	210.399	nd (MeOH)	64.0(0.6)		0.8364 ⁶¹	1.4592 ⁶¹	

								
2610 2-(Cyclohexylaminothio)benzothiazole	2611 N-Cyclohexylaniline	2612 Cyclohexylbenzene	2613 Cyclohexyl benzoate	2614 Cyclohexyl butanoate	2615 3-Cyclohexyl-2-butenic acid	2616 Cyclohexyl chloroformate		
								
2617 Cyclohexylcyclohexane	2618 Cyclohexyldiethylamine	2619 Cyclohexyldimethylamine	2620 2-Cyclohexyl-4,6-dinitrophenol	2621 (1,2-Cyclohexylenedinitrilo)tetraacetic acid monohydrate	2622 1-Cyclohexylethanone	2623 Cyclohexylethylamine		
								
2624 4-Cyclohexyl-3-ethyl-4H-1,2,4-triazole	2625 Cyclohexyl formate	2626 Cyclohexyl hydroperoxide	2627 Cyclohexylideneacetonitrile	2628 2-Cyclohexylidene cyclohexanone	2629 Cyclohexyl isocyanate	2630 Cyclohexylisopropylamine		
								
2631 Cyclohexyl isothiocyanate	2632 Cyclohexylmagnesium chloride	2633 Cyclohexyl methacrylate	2634 Cyclohexylmethylamine	2635 Cyclohexyl 2-methylpropanoate	2636 2-Cyclohexylphenol	2637 4-Cyclohexylphenol		
								
2638 α -Cyclohexyl- α -phenyl-1-piperidinepropanol	2639 Cyclohexyl propanoate	2640 Cyclohexylsulfamic acid	2641 Cyclononane	2642 Cyclononanone	2643 1,4-Cyclooctadiene	2644 <i>cis,cis</i> -1,5-Cyclooctadiene	2645 Cyclooctanamine	2646 Cyclooctane
								
2647 Cyclooctanol	2648 Cyclooctanone	2649 1,3,5,7-Cyclooctatetraene	2650 1,3,5-Cyclooctatriene	2651 <i>cis</i> -Cyclooctene	2652 <i>trans</i> -Cyclooctene	2653 Cyclooctyne	2654 Cyclopamine	2655 Cyclopentadecane

No.	Name	Synonym	Mol. Form.	CAS RN	Mol. Wt.	Physical Form	mp/°C	bp/°C	den g cm ⁻³	n _D	Solubility
2656	Cyclopentadecanol	Exaltol	C ₁₅ H ₃₀ O	4727-17-7	226.398	cry (MeOH)	80.5	177 ¹¹	0.930 ²⁰	1.4555 ⁹⁸	
2657	Cyclopentadecanone		C ₁₅ H ₂₈ O	502-72-7	224.382		65.2(0.5)	120 ^{9,3}	0.8895 ²⁵	1.4637 ⁶⁰	sl H ₂ O; s EtOH, ace
2658	1,3-Cyclopentadiene	Pyropentylene	C ₅ H ₆	542-92-7	66.102	liq	-96.54(0.05)	41(1)	0.8021 ²⁰	1.4440 ²⁰	i H ₂ O; msc EtOH, eth, bz; s ace
2659	Cyclopentane	Pentamethylene	C ₅ H ₁₀	287-92-3	70.133	liq	-93.4(0.3)	49.2(0.1)	0.7457 ²⁰	1.4065 ²⁰	i H ₂ O; msc EtOH, eth, ace, bz, peth, ctc
2660	Cyclopentaneacetic acid		C ₇ H ₁₂ O ₂	1123-00-8	128.169	pl	13.5	228	1.0216 ¹⁸	1.4523 ¹⁸	
2661	Cyclopentanecarbonitrile	Cyanocyclopentane	C ₆ H ₉ N	4254-02-8	95.142	liq	-76	169(2)	0.912	1.4410 ²⁰	
2662	Cyclopentanecarboxaldehyde		C ₆ H ₁₀ O	872-53-7	98.142			133.5	0.9371 ²⁰	1.4432 ²⁰	vs H ₂ O, eth, EtOH
2663	Cyclopentanecarboxylic acid	Cyclopentanoic acid	C ₆ H ₁₀ O ₂	3400-45-1	114.142	liq	-7	212	1.0527 ²⁰	1.4532 ²⁰	sl H ₂ O, ctc; s MeOH
2664	<i>cis</i> -1,2-Cyclopentanediol		C ₅ H ₁₀ O ₂	5057-98-7	102.132		30	124 ²⁹			
2665	<i>trans</i> -1,2-Cyclopentanediol		C ₅ H ₁₀ O ₂	5057-99-8	102.132		46(4)	226			
2666	Cyclopentanemethanol		C ₆ H ₁₂ O	3637-61-4	100.158			163	0.9332 ²⁰	1.4579 ²⁰	
2667	Cyclopentanepropanoic acid		C ₈ H ₁₄ O ₂	140-77-2	142.196			158 ²⁶	1.0100 ¹⁷	1.4570 ²⁰	
2668	Cyclopentanethiol	Cyclopentyl mercaptan	C ₅ H ₁₀ S	1679-07-8	102.198			132.2(0.6)	0.9550 ²⁰		
2669	Cyclopentanol	Cyclopentyl alcohol	C ₅ H ₁₀ O	96-41-3	86.132	liq	-17(2)	140.4(0.2)	0.9488 ²⁰	1.4530 ²⁰	sl H ₂ O, ctc; s EtOH, eth, ace
2670	Cyclopentanone	Adipic ketone	C ₅ H ₈ O	120-92-3	84.117	liq	-51.70(0.02)	130.5(0.2)	0.9487 ²⁰	1.4366 ²⁰	i H ₂ O; s EtOH, ace, ctc, hx; msc eth
2671	Cyclopentanone oxime		C ₅ H ₉ NO	1192-28-5	99.131		57.8	196			vs H ₂ O, bz
2672	Cyclopentene		C ₅ H ₈	142-29-0	68.118	liq	-135.02(0.09)	44.2(0.2)	0.7720 ²⁰	1.4225 ²⁰	i H ₂ O; s EtOH, eth, bz, ctc, peth
2673	1-Cyclopentenecarbonitrile	1-Cyanocyclopentene	C ₆ H ₇ N	3047-38-9	93.127	liq		81 ³⁰			
2674	1-Cyclopentene-1-carboxaldehyde		C ₆ H ₈ O	6140-65-4	96.127	liq	-32	146	0.970 ²¹	1.4872 ¹⁷	
2675	2-Cyclopentene-1-tridecanoic acid, (<i>S</i>)-	Chaulmoogric acid	C ₁₈ H ₃₂ O ₂	29106-32-9	280.446	pl or lf (al, HOAc)	68(2)	247 ²⁰			vs eth, chl
2676	2-Cyclopentene-1-undecanoic acid, (<i>R</i>)-	Hydnocarpic acid	C ₁₆ H ₂₈ O ₂	459-67-6	252.392		60.5				vs EtOH, chl, peth
2677	2-Cyclopenten-1-one		C ₅ H ₆ O	930-30-3	82.101			136	0.989 ¹⁵	1.4629 ¹⁵	vs eth, EtOH
2678	3-Cyclopenten-1-one		C ₅ H ₆ O	14320-37-7	82.101	liq		28 ¹⁷			
2679	<i>N</i> -(1-Cyclopenten-1-yl)-pyrrolidine	1-Pyrrolidinylcyclopentene	C ₉ H ₁₅ N	7148-07-4	137.222			105 ¹⁵		1.5128 ²⁰	
2680	Cyclopenthiiazide		C ₁₃ H ₁₈ ClN ₃ O ₂ S ₂	742-20-1	379.883		238				
2681	Cyclopentobarbital		C ₁₂ H ₁₄ N ₂ O ₃	76-68-6	234.250	cry (w, dil al)	139.5				sl H ₂ O; vs EtOH
2682	Cyclopentylamine	Cyclopentanamine	C ₅ H ₁₁ N	1003-03-8	85.148	liq	-82.69(0.05)	108.5(0.1)	0.8689 ²⁰	1.4728 ²⁵	s ace, bz, chl
2683	Cyclopentylbenzene		C ₁₁ H ₁₄	700-88-9	146.229			223(4)	0.9462 ²⁰	1.5280 ²⁰	vs eth
2684	2-Cyclopentylidenecyclopentanone		C ₁₀ H ₁₄ O	825-25-2	150.217			135 ²⁵	1.0179 ¹⁸	1.5215 ¹⁸	
2685	Cyclopentyl methyl sulfide		C ₆ H ₁₂ S	7133-36-0	116.224			156.2(0.8)			
2686	Cyclophosphamide	Cyclophosphane	C ₇ H ₁₅ Cl ₂ N ₂ O ₂ P	50-18-0	261.086		50.4(0.5)				vs H ₂ O; sl bz, chl, diox, EtOH
2687	Cycloposine		C ₃₃ H ₅₁ NO ₇	23185-94-6	573.761		268				
2688	Cyclopropane	Trimethylene	C ₃ H ₆	75-19-4	42.080	col gas	-127.6(0.2)	-31(2)	0.617 ²⁵ (p>1 atm)	1.3799 ⁴²	s H ₂ O, bz, peth; vs EtOH, eth
2689	Cyclopropanecarbonitrile	Cyclopropyl cyanide	C ₄ H ₅ N	5500-21-0	67.090			135(1)	0.8946 ²⁰	1.4229 ²⁰	s eth, hx; sl ctc
2690	Cyclopropanecarbonyl chloride		C ₄ H ₅ ClO	4023-34-1	104.535			119	1.1516 ²⁰		
2691	Cyclopropanecarboxaldehyde	Formylcyclopropane	C ₄ H ₆ O	1489-69-6	70.090	liq		100	0.938	1.4298 ²⁰	
2692	Cyclopropanecarboxylic acid		C ₄ H ₆ O ₂	1759-53-1	86.090		18.5	182.20(0.02)	1.0885 ²⁰	1.4390 ²⁰	s H ₂ O, EtOH, eth; sl ctc
2693	1,1-Cyclopropanedicarboxylic acid		C ₅ H ₆ O ₄	598-10-7	130.100	pr or nd (chl) pr (w +1)	140.5				vs H ₂ O, eth
2694	Cyclopropanemethanol		C ₄ H ₈ O	2516-33-8	72.106			124	0.911 ²⁵		sl ctc
2695	Cyclopropanone		C ₃ H ₄ O	5009-27-8	56.063		stable only at low temp.				
2696	Cyclopropene		C ₃ H ₄	2781-85-3	40.064	gas		-36(6)			
2697	Cyclopropylamine	Cyclopropanamine	C ₃ H ₇ N	765-30-0	57.095	liq	-35.38(0.05)	49.2(0.1)	0.8240 ²⁰	1.4210 ²⁰	msc H ₂ O; s EtOH, eth, chl
2698	Cyclopropylbenzene		C ₉ H ₁₀	873-49-4	118.175	liq	-31	172(3)	0.9317 ²⁰	1.5285 ²⁰	i H ₂ O; s eth, ace, chl
2699	Cyclopropyl methyl ether		C ₄ H ₈ O	540-47-6	72.106	liq	-110.0(0.5)	45(5)	0.8100 ²⁰	1.3802 ²⁰	vs H ₂ O, bz, eth, EtOH

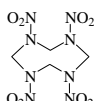


No.	Name	Synonym	Mol. Form.	CAS RN	Mol. Wt.	Physical Form	mp/°C	bp/°C	den g cm ⁻³	n _D	Solubility
2700	Cyclopropyl methyl ketone		C ₅ H ₈ O	765-43-5	84.117	liq	-68.2(0.4)	111(5)	0.8984 ²⁰	1.4251 ²⁰	vs H ₂ O, eth, EtOH
2701	Cyclotetramethylenetetranitramine	HMx	C ₄ H ₈ N ₈ O ₈	2691-41-0	296.156	cry	278(3)				
2702	Cyclothiazide		C ₁₄ H ₁₆ ClN ₂ O ₅ S ₂	2259-96-3	389.878		234				
2703	Cycluron	<i>N</i> -Cyclooctyl- <i>N,N</i> -dimethylurea	C ₁₁ H ₂₂ N ₂ O	2163-69-1	198.305	cry	138				sl H ₂ O; s bz, ace; vs MeOH
2704	Cyfluthrin		C ₂₂ H ₁₈ Cl ₂ FNO ₃	68359-37-5	434.287		60				
2705	Cygon		C ₉ H ₁₂ NO ₃ PS ₂	60-51-5	229.258		51.4(0.2)	117 ^{0.1}	1.277 ⁶⁵		
2706	Cyhalothrin	2,2-Dimethylcyclopropanecarboxylate	C ₂₃ H ₁₉ ClF ₃ NO ₃	91465-08-6	449.850		49.2				
2707	Cyhexatin	Stannane, tricyclohexylhydroxy-	C ₁₈ H ₃₄ OSn	13121-70-5	385.172		196				
2708	Cypermethrin		C ₂₂ H ₁₉ Cl ₂ NO ₃	52315-07-8	416.297		70		1.25 ²⁰		
2709	Cyprazine		C ₉ H ₁₄ ClN ₅	22936-86-3	227.694		170.4(0.5)				
2710	Cyproheptadine		C ₂₁ H ₂₁ N	129-03-3	287.399	cry (EtOH aq)	113				
2711	Cyromazine	<i>N</i> -Cyclopropyl-1,3,5-triazine-2,4,6-triamine	C ₆ H ₁₀ N ₆	66215-27-8	166.183	cry	220				
2712	Cystamine dihydrochloride		C ₄ H ₁₂ Cl ₂ N ₂ S ₂	56-17-7	225.203	nd (MeOH)	218 dec				vs H ₂ O, EtOH
2713	Cysteamine		C ₂ H ₇ NS	60-23-1	77.149	cry (sub)	99.5	dec			vs H ₂ O, EtOH
2714	<i>L</i> -Cysteic acid		C ₃ H ₇ NO ₃ S	13100-82-8	169.157	cry	260 dec				s H ₂ O; i EtOH
2715	<i>L</i> -Cysteine	Propanoic acid, 2-amino-3-mercapto-, (<i>R</i>)-	C ₃ H ₇ NO ₂ S	52-90-4	121.159	cry (w)	240 dec				vs H ₂ O, ace, EtOH
2716	<i>L</i> -Cysteine, ethyl ester, hydrochloride		C ₅ H ₁₂ ClNO ₂ S	868-59-7	185.673		125.8				vs H ₂ O
2717	<i>L</i> -Cysteine, hydrochloride		C ₃ H ₈ ClNO ₂ S	52-89-1	157.620	cry	175 dec				s H ₂ O
2718	<i>L</i> -Cystine	3,3'-Dithiobis(2-aminopropanoic acid)	C ₆ H ₁₂ N ₂ O ₄ S ₂	56-89-3	240.300	hex pl or pr (w)	260 dec		1.677 ²⁵		sl H ₂ O; i EtOH, eth, bz; s acid, alk
2719	Cytarabine	Cytosine arabinoside	C ₉ H ₁₃ N ₄ O ₅	147-94-4	243.216	pr (EtOH aq)	212				s H ₂ O
2720	Cytidine	4-Amino-1-β- <i>D</i> -ribofuranosyl-2(1 <i>H</i>)-pyrimidinone	C ₉ H ₁₃ N ₃ O ₅	65-46-3	243.216	nd (dil al)	230 dec				vs H ₂ O; sl EtOH
2721	2'-Cytidylic acid	Cytidine 2'-monophosphate	C ₉ H ₁₄ N ₃ O ₈ P	85-94-9	323.196		239 dec				
2722	3'-Cytidylic acid	Cytidine 3'-monophosphate	C ₉ H ₁₄ N ₃ O ₈ P	84-52-6	323.196		233 dec				s H ₂ O, EtOH
2723	5'-Cytidylic acid	Cytidine 5'-monophosphate	C ₉ H ₁₄ N ₃ O ₈ P	63-37-6	323.196	orth nd	233 dec				vs H ₂ O, EtOH
2724	Cytisine	Sophorine	C ₁₁ H ₁₄ N ₂ O	485-35-8	190.241	pr	153	218 ²			vs H ₂ O, EtOH, MeOH; s bz, ace
2725	Cytochalasin B		C ₂₉ H ₃₇ NO ₅	14930-96-2	479.608	nd (ace)	219				
2726	Cytochalasin D	Zygosporin A	C ₃₀ H ₃₇ NO ₆	22144-77-0	507.618	nd (ace/peth)	270				
2727	Cytochalasin E		C ₂₈ H ₃₃ NO ₇	36011-19-5	495.565		207				
2728	Cytosine		C ₄ H ₅ N ₃ O	71-30-7	111.102	mcl or tcl pl (w+1)	265(1)				s H ₂ O; sl EtOH, chl; i eth
2729	Dacarbazine	5-(3,3-Dimethyl-1-triazenyl)-1 <i>H</i> -imidazole-4-carboxamide	C ₆ H ₁₀ N ₆ O	4342-03-4	182.182	cry	205				
2730	Dactinomycin		C ₆₂ H ₈₆ N ₁₂ O ₁₈	50-76-0	1255.416		245 dec				
2731	Daidzein	7-Hydroxy-3-(4-hydroxyphenyl)-4 <i>H</i> -1-benzopyran-4-one	C ₁₅ H ₁₀ O ₄	486-66-8	254.238	pa ye pr (50% al)	323 dec	sub			s EtOH, eth
2732	Daminozide	Butanedioic acid, mono(2,2-dimethylhydrazide)	C ₆ H ₁₂ N ₂ O ₃	1596-84-5	160.170		152.7(0.3)				
2733	Dantrolene		C ₁₄ H ₁₀ N ₄ O ₅	7261-97-4	314.253	cry (DMF aq)	280				
2734	Datiscetin		C ₁₅ H ₁₀ O ₆	480-15-9	286.236	pa ye nd (al, aq HOAc)	277.5				vs ace, eth, EtOH
2735	Daucol		C ₁₈ H ₂₆ O ₂	887-08-1	238.366	cry	114	128 ²			
2736	Daunorubicin		C ₂₇ H ₂₉ NO ₁₀	20830-81-3	527.520	red nd	208				
2737	Dazomet		C ₅ H ₁₀ N ₂ S ₂	533-74-4	162.276	nd (bz)	106				rac H ₂ O; s EtOH
2738	Decabromobiphenyl ether	Bis(pentabromophenyl) ether	C ₁₂ Br ₁₀ O	1163-19-5	959.167	ye pr (tol)	305				i H ₂ O
2739	Decachlorobiphenyl		C ₁₂ Cl ₁₀	2051-24-3	498.658	cry (bz)	306(1)				i H ₂ O
2740	1,3-Decadiene	1-Hexyl-1,3-butadiene	C ₁₀ H ₁₈	2051-25-4	138.250			169	0.752 ³⁰		vs bz
2741	1,9-Decadiene		C ₁₀ H ₁₈	1647-16-1	138.250			164(5)	0.75 ²⁵	1.4325 ²⁰	
2742	2,2',3,3',4,4',5,5',6,6'-Decafluoro-1,1'-biphenyl		C ₁₂ F ₁₀	434-90-2	334.112		67.3(0.8)	207(2)	1.785 ²⁰		
2743	<i>cis</i> -Decahydronaphthalene	<i>cis</i> -Decalin	C ₁₀ H ₁₈	493-01-6	138.250	liq	-42.9(0.3)	195.8(0.3)	0.8965 ²⁰	1.4810 ²⁰	i H ₂ O; msc EtOH; vs eth, ace, chl



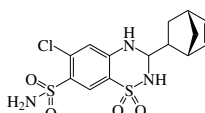
2700

Cyclopropyl methyl ketone



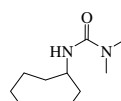
2701

Cyclotetramethylenetetranitramine



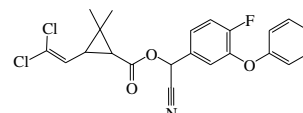
2702

Cyclothiazide



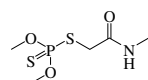
2703

Cycluron



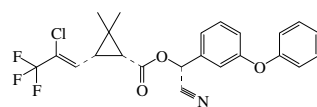
2704

Cyfluthrin



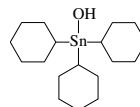
2705

Cygon



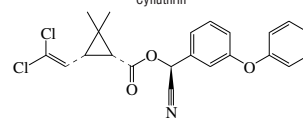
2706

Cyhalothrin



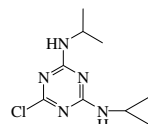
2707

Cyhexatin



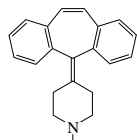
2708

Cypermethrin



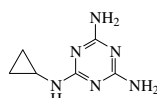
2709

Cyprazine



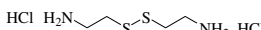
2710

Cyproheptadine



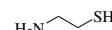
2711

Cyromazine



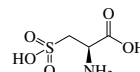
2712

Cystamine dihydrochloride



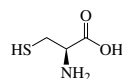
2713

Cysteamine



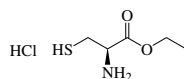
2714

L-Cysteic acid



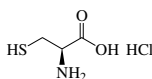
2715

L-Cysteine



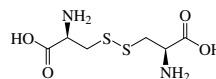
2716

L-Cysteine, ethyl ester, hydrochloride



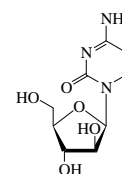
2717

L-Cysteine, hydrochloride



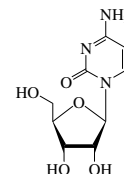
2718

L-Cysteine



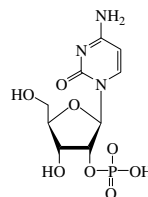
2719

Cytarabine



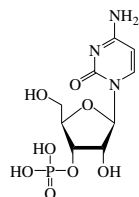
2720

Cytidine



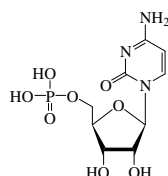
2721

2'-Cytidylic acid



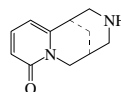
2722

3'-Cytidylic acid



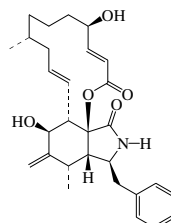
2723

5'-Cytidylic acid



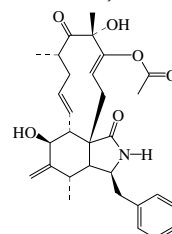
2724

Cytisine



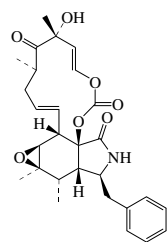
2725

Cytochalasin B



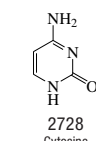
2726

Cytochalasin D



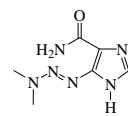
2727

Cytochalasin E



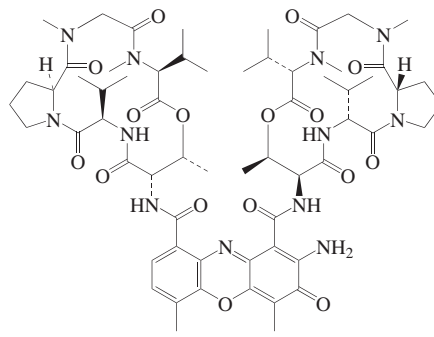
2728

Cytosine



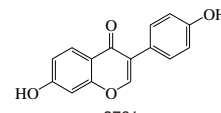
2729

Dacarbazine



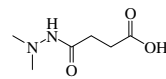
2730

Dactinomycin



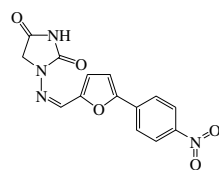
2731

Daidzein



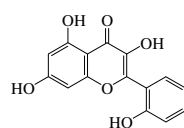
2732

Daminoside



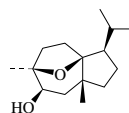
2733

Dantrolene



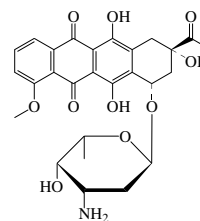
2734

Datisetin



2735

Daucol



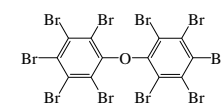
2736

Daunorubicin



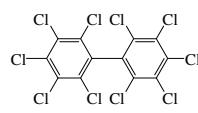
2737

Dazomet



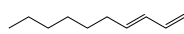
2738

Decabromobiphenyl ether



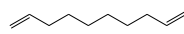
2739

Decachlorobiphenyl



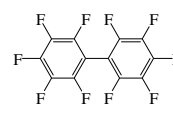
2740

1,3-Decadiene



2741

1,9-Decadiene



2742

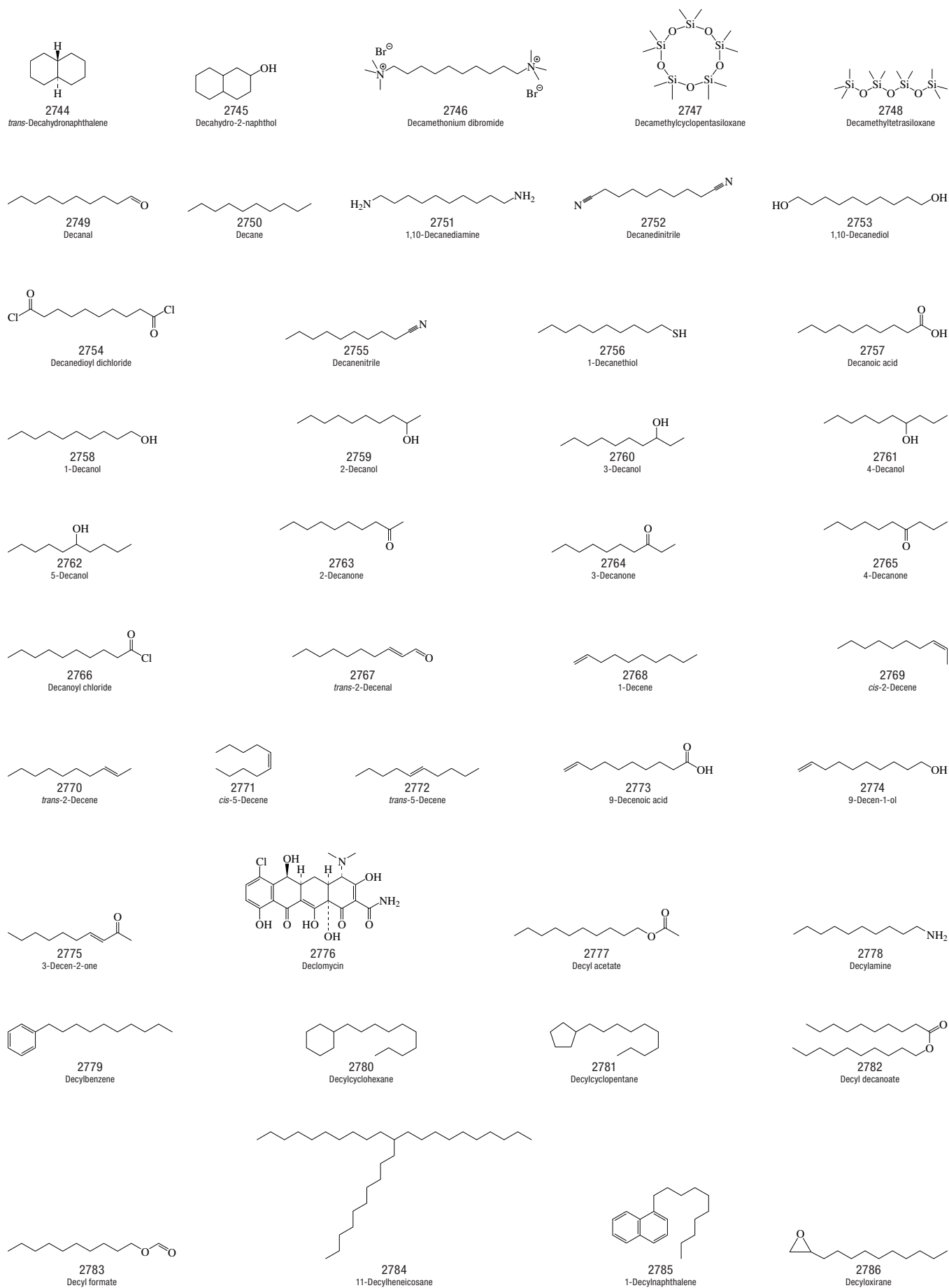
2,2',3,3',4,4',5,5',6,6'-Decafluoro-1,1'-biphenyl



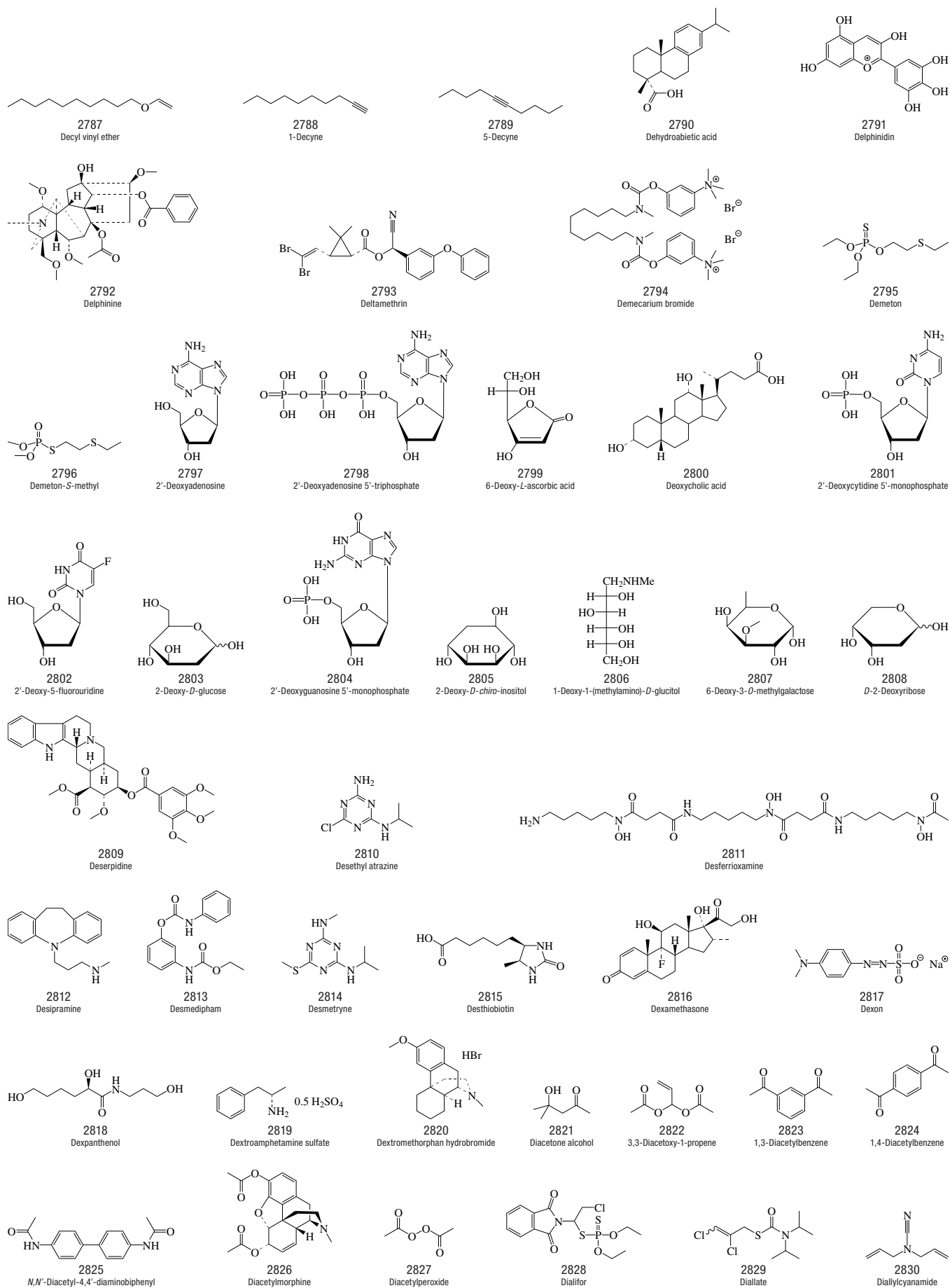
2743

cis-Decahydronaphthalene

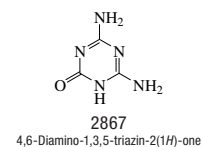
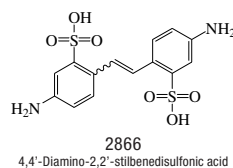
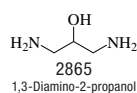
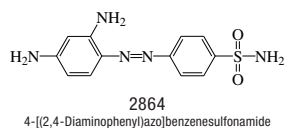
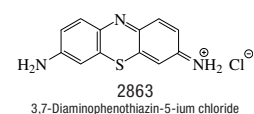
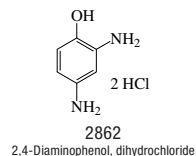
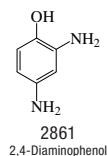
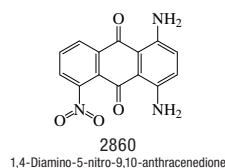
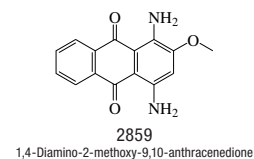
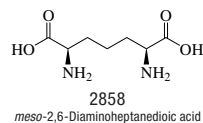
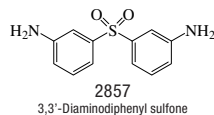
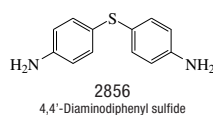
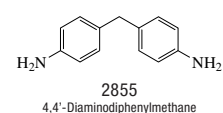
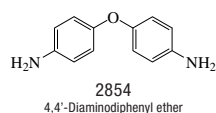
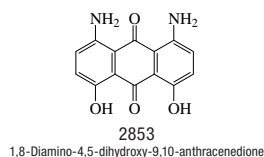
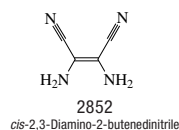
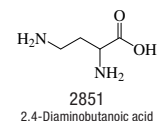
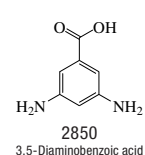
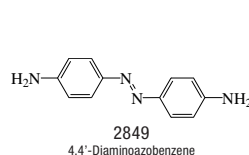
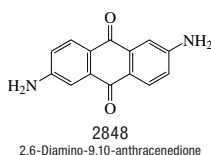
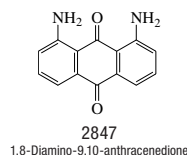
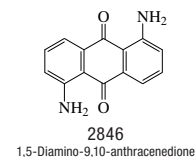
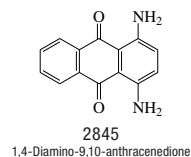
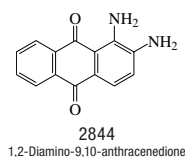
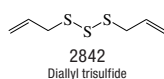
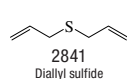
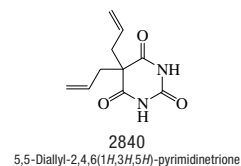
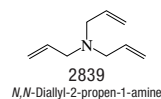
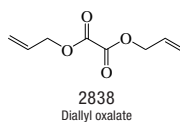
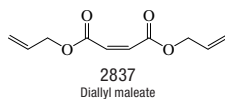
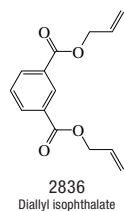
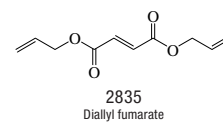
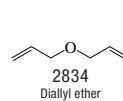
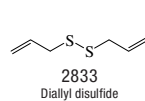
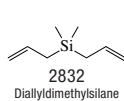
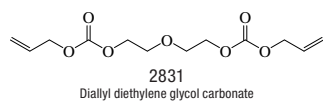
No.	Name	Synonym	Mol. Form.	CAS RN	Mol. Wt.	Physical Form	mp/°C	bp/°C	den g cm ⁻³	n _D	Solubility
2744	<i>trans</i> -Decahydronaphthalene	<i>trans</i> -Decalin	C ₁₀ H ₁₈	493-02-7	138.250	liq	-30.35(0.06)	187.3(0.2)	0.8659 ²⁵	1.4695 ²⁰	i H ₂ O; vs EtOH, eth, ace; msc bz; sl MeOH
2745	Decahydro-2-naphthol	Decahydro-β-naphthol	C ₁₀ H ₁₈ O	825-51-4	154.249			109 ¹⁴	0.996 ²⁵	1.4992 ²⁰	
2746	Decamethonium dibromide		C ₁₈ H ₃₆ Br ₂ N ₂	541-22-0	418.294	cry (MeOH/ace)	269 dec				i eth
2747	Decamethylcyclopentasiloxane		C ₁₀ H ₃₀ O ₅ Si ₅	541-02-6	370.770	liq	-37.0(0.5)	213(3)	0.9593 ²⁰	1.3982 ²⁰	i H ₂ O
2748	Decamethyltetrasiloxane		C ₁₀ H ₃₀ O ₄ Si ₄	141-62-8	310.685	liq	-76	194.4(0.1)	0.8536 ²⁵	1.3895 ²⁰	i H ₂ O; sl EtOH; s bz, peth
2749	Decanal	Capraldehyde	C ₁₀ H ₂₀ O	112-31-2	156.265	liq	-3.9(0.2)	212(3)	0.830 ¹⁵	1.4287 ²⁰	i H ₂ O; s EtOH, eth, ace; sl ctc
2750	Decane		C ₁₀ H ₂₂	124-18-5	142.282	liq	-29.61(0.02)	174.1(0.1)	0.7266 ²⁵	1.4090 ²⁵	i H ₂ O; msc EtOH; s eth; sl ctc
2751	1,10-Decanediamine		C ₁₀ H ₂₄ N ₂	646-25-3	172.311		59.7(0.4)	140 ¹²			
2752	Decanedinitrile		C ₁₀ H ₁₈ N ₂	1871-96-1	164.247		8.0(0.5)	204 ¹⁶	0.913 ²⁰	1.4474 ²⁰	i H ₂ O; s chl
2753	1,10-Decanediol	Decamethylene glycol	C ₁₀ H ₂₂ O ₂	112-47-0	174.281	nd (w, dil al)	72.4(0.2)	192 ²⁰			sl H ₂ O, eth; vs EtOH; s DMSO; i lig
2754	Decanedioyl dichloride		C ₁₀ H ₁₆ Cl ₂ O ₂	111-19-3	239.139		-1.3	220 ⁷⁵	1.1212 ²⁰	1.4684 ¹⁸	
2755	Decanenitrile	Caprinitrile	C ₁₀ H ₁₉ N	1975-78-6	153.265	liq	-14.4(0.4)	241(5)	0.8199 ²⁰	1.4296 ²⁰	vs ace, eth, EtOH, chl
2756	1-Decanethiol	Decyl mercaptan	C ₁₀ H ₂₂ S	143-10-2	174.347	liq	-25.290 (0.001)	240(11)	0.8443 ²⁰	1.4509 ²⁰	i H ₂ O; s EtOH, eth
2757	Decanoic acid	Capric acid	C ₁₀ H ₂₀ O ₂	334-48-5	172.265	nd	31.39(0.02)	270(1)	0.8858 ⁴⁰	1.4288 ⁴⁰	i H ₂ O; vs ace, bz, eth, EtOH
2758	1-Decanol	Capric alcohol	C ₁₀ H ₂₂ O	112-30-1	158.281	oily liq	7(1)	229(3)	0.8297 ²⁰	1.4372 ²⁰	i H ₂ O; msc EtOH, eth, ace, bz, chl; s ctc
2759	2-Decanol		C ₁₀ H ₂₂ O	74742-10-2	158.281	liq	-2(1)	211	0.8250 ²⁰	1.4326 ²⁵	s EtOH, bz; msc eth, ace; sl ctc
2760	3-Decanol		C ₁₀ H ₂₂ O	1565-81-7	158.281	liq	-7.5	217(7)	0.827 ²⁰	1.434 ²⁰	
2761	4-Decanol	1-Propylheptyl alcohol	C ₁₀ H ₂₂ O	2051-31-2	158.281	liq	-11	214(3)	0.8261 ²⁰	1.4320 ²⁰	i H ₂ O; s EtOH, ctc
2762	5-Decanol		C ₁₀ H ₂₂ O	5205-34-5	158.281	liq	8.7	216(5)	0.824 ²⁰	1.4333 ²⁰	
2763	2-Decanone	Methyl octyl ketone	C ₁₀ H ₂₀ O	693-54-9	156.265	nd	14	211(3)	0.8248 ²⁰	1.4255 ²⁰	i H ₂ O; s EtOH, eth; sl ctc
2764	3-Decanone	Ethyl heptyl ketone	C ₁₀ H ₂₀ O	928-80-3	156.265	liq	2(4)	212(4)	0.8251 ²⁰	1.4252 ²⁰	s EtOH, eth, ctc
2765	4-Decanone	Hexyl propyl ketone	C ₁₀ H ₂₀ O	624-16-8	156.265	liq	-9(4)	206.5	0.824 ²⁰	1.4240 ²¹	i H ₂ O; msc EtOH, eth
2766	Decanoyl chloride	Caprinoyl chloride	C ₁₀ H ₁₉ ClO	112-13-0	190.710	liq	-34.5	219(13)	0.919 ²⁵	1.4410 ²⁰	s eth, ctc
2767	<i>trans</i> -2-Decenal		C ₁₀ H ₁₈ O	3913-81-3	154.249			230			
2768	1-Decene		C ₁₀ H ₂₀	872-05-9	140.266	liq	-66.21(0.03)	171(1)	0.7408 ²⁰	1.4215 ²⁰	i H ₂ O; msc EtOH, eth
2769	<i>cis</i> -2-Decene		C ₁₀ H ₂₀	20348-51-0	140.266	col liq		174.2(0.7)			
2770	<i>trans</i> -2-Decene		C ₁₀ H ₂₀	20063-97-2	140.266	col liq		173.4(0.5)			
2771	<i>cis</i> -5-Decene		C ₁₀ H ₂₀	7433-78-5	140.266	col liq	-112(2)	170.4(0.8)	0.7445 ²⁰	1.4258 ²⁰	i H ₂ O; msc EtOH, eth; sl ctc
2772	<i>trans</i> -5-Decene		C ₁₀ H ₂₀	7433-56-9	140.266	col liq	-73(1)	171.3(0.6)	0.7401 ²⁰	1.4243 ²⁰	i H ₂ O; msc EtOH, eth; sl ctc
2773	9-Decenoic acid	Caproic acid	C ₁₀ H ₁₈ O ₂	14436-32-9	170.249		26.5	158 ²¹	0.9238 ¹⁵	1.4507 ¹⁵	vs eth, EtOH
2774	9-Decen-1-ol	Decylenic alcohol	C ₁₀ H ₂₀ O	13019-22-2	156.265			236	0.876 ²⁵	1.4480 ²⁰	
2775	3-Decen-2-one	Heptylidene acetone	C ₁₀ H ₁₈ O	10519-33-2	154.249			102 ^{15.3}	0.8473 ²⁰	1.4480 ²⁰	
2776	Declomycin	Demeclocycline	C ₂₁ H ₂₁ ClN ₂ O ₆	127-33-3	464.853	cry	176 dec				
2777	Decyl acetate		C ₁₂ H ₂₄ O ₂	112-17-4	200.318	liq	-15.0(0.4)	249(1)	0.8671 ²⁰	1.4273 ²⁰	i H ₂ O; s EtOH, eth, bz, ctc, HOAc
2778	Decylamine	1-Decanamine	C ₁₀ H ₂₃ N	2016-57-1	157.297		15(1)	217(2)	0.7936 ²⁰	1.4369 ²⁰	sl H ₂ O; msc EtOH, eth, ace, bz, chl
2779	Decylbenzene		C ₁₆ H ₂₆	104-72-3	218.377	liq	-14.40(0.08)	298(1)	0.8555 ²⁰	1.4832 ²⁰	vs ace, bz, eth, EtOH
2780	Decylcyclohexane		C ₁₆ H ₃₂	1795-16-0	224.425	liq	-1.72(0.05)	298(1)	0.8186 ²⁰	1.4534 ²⁰	
2781	Decylcyclopentane		C ₁₅ H ₃₀	1795-21-7	210.399	liq	-22.11(0.05)	279(1)	0.8110 ²⁰	1.4486 ²⁰	vs ace, bz, eth, EtOH
2782	Decyl decanoate		C ₂₀ H ₄₀ O ₂	1654-86-0	312.531		10(2)	219 ¹⁵	0.8586 ²⁰	1.4423 ²⁰	vs eth
2783	Decyl formate		C ₁₁ H ₂₂ O ₂	5451-52-5	186.292	liq		243			
2784	11-Decylheneicosane		C ₃₁ H ₆₄	55320-06-4	436.840		9.2(0.4)	282.0 ¹⁰	0.8116 ²⁰	1.4540 ²⁰	
2785	1-Decylnaphthalene		C ₂₀ H ₂₈	26438-27-7	268.436		15	379	0.9322 ²⁰	1.5435 ²⁰	
2786	Decyloxirane		C ₁₂ H ₂₄ O	2855-19-8	184.318					1.4347 ²⁵	sl ctc



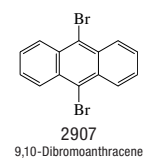
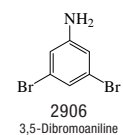
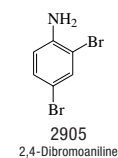
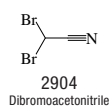
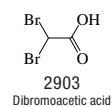
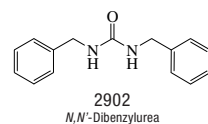
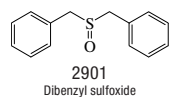
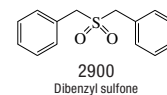
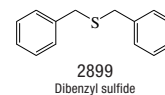
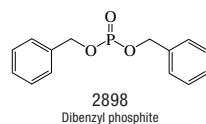
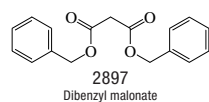
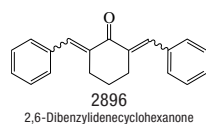
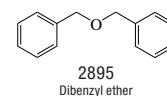
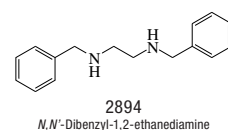
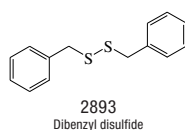
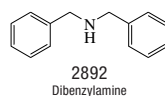
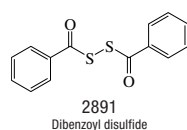
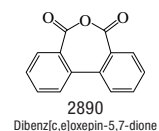
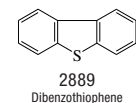
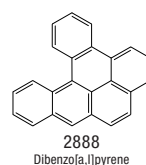
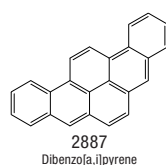
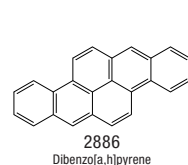
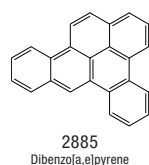
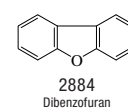
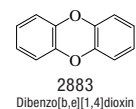
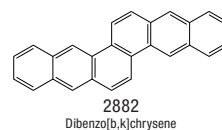
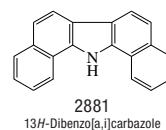
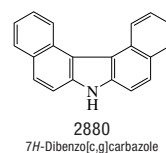
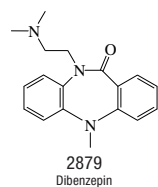
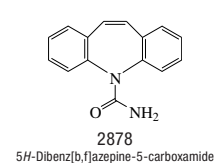
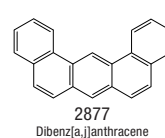
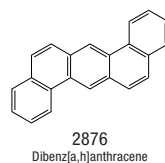
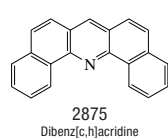
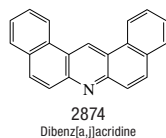
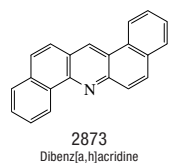
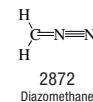
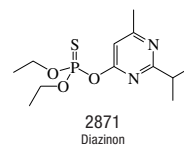
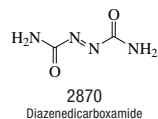
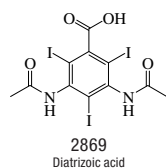
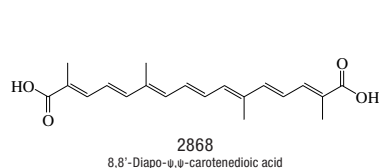
No.	Name	Synonym	Mol. Form.	CAS RN	Mol. Wt.	Physical Form	mp/°C	bp/°C	den g cm ⁻³	n _D	Solubility
2787	Decyl vinyl ether	1-(Ethenyloxy)decane	C ₁₂ H ₂₄ O	765-05-9	184.318		-41	101 ¹⁰	0.812 ²⁰	1.4346 ²⁰	
2788	1-Decyne	Octylacetylene	C ₁₀ H ₁₈	764-93-2	138.250	liq	-44	174(6)	0.7655 ²⁰	1.4265 ²⁰	i H ₂ O; s EtOH, eth
2789	5-Decyne	Dibutylacetylene	C ₁₀ H ₁₈	1942-46-7	138.250	liq	-74(4)	178(3)	0.7690 ²⁰	1.4331 ²⁰	i H ₂ O; s EtOH, eth
2790	Dehydroabiatic acid	8,11,13-Abietatrien-18-oic acid	C ₂₀ H ₂₈ O ₂	1740-19-8	300.435	cry (EtOH aq)	172				
2791	Delphinidin		C ₁₅ H ₁₁ ClO ₇	528-53-0	338.697		>350				vs H ₂ O, EtOH, MeOH; s AcOEt
2792	Delphinine		C ₃₃ H ₄₅ NO ₉	561-07-9	599.712	orth (al)	199				i H ₂ O; s chl, ace, eth; vs EtOH
2793	Deltamethrin		C ₂₂ H ₁₉ Br ₂ NO ₃	52918-63-5	505.199			100.4(0.5)			
2794	Demecarium bromide		C ₃₂ H ₅₂ Br ₂ N ₄ O ₄	56-94-0	716.588	hyg pow	165 dec				vs H ₂ O; sl ace; i ace, eth
2795	Demeton	Systox	C ₈ H ₁₅ O ₃ PS ₂	8065-48-3	258.339	oily liq		134 ²			i H ₂ O; s EtOH, tol
2796	Demeton-S-methyl		C ₆ H ₁₅ O ₃ PS ₂	919-86-8	230.285	ye liq		118 ¹	1.20 ²⁰	1.5063 ²⁰	i H ₂ O; s os
2797	2'-Deoxyadenosine		C ₁₀ H ₁₃ N ₅ O ₃	958-09-8	251.242						sl H ₂ O
2798	2'-Deoxyadenosine 5'-triphosphate		C ₁₀ H ₁₆ N ₅ O ₁₂ P ₃	1927-31-7	491.182	cry (EtOH aq)					
2799	6-Deoxy-L-ascorbic acid		C ₆ H ₈ O ₅	528-81-4	160.125	pr (AcOEt)	168	160 sub			vs H ₂ O, ace, EtOH
2800	Deoxycholic acid	3,12-Dihydroxycholan-24-oic acid, (3α,5β,12α)	C ₂₄ H ₄₀ O ₄	83-44-3	392.573	cry (al)	177				
2801	2'-Deoxycytidine 5'-monophosphate	2'-Deoxy-5'-cytidylic acid	C ₉ H ₁₄ N ₂ O ₇ P	1032-65-1	307.197	pow	183 dec				
2802	2'-Deoxy-5-fluorouridine	Floxuridine	C ₉ H ₁₁ FN ₂ O ₅	50-91-9	246.191	cry	150				
2803	2-Deoxy-D-glucose		C ₆ H ₁₂ O ₅	154-17-6	164.156		146.5				
2804	2'-Deoxyguanosine 5'-monophosphate	2'-Deoxy-5'-guanylic acid	C ₁₀ H ₁₄ N ₅ O ₇ P	902-04-5	347.222						s H ₂ O
2805	2-Deoxy-D-chiro-inositol	D-Quercitol	C ₆ H ₁₂ O ₅	488-73-3	164.156	pr (w, dil al)	236		1.5845 ¹³		vs H ₂ O
2806	1-Deoxy-1-(methylamino)-D-glucitol	N-Methylglucamine	C ₇ H ₁₇ NO ₅	6284-40-8	195.214	cry (MeOH)	128.5				s H ₂ O
2807	6-Deoxy-3-O-methylgalactose	Digitalose	C ₇ H ₁₄ O ₅	4481-08-7	178.183	nd (AcOEt)	119				vs H ₂ O
2808	D-2-Deoxyribose		C ₅ H ₁₀ O ₄	533-67-5	134.131		90				
2809	Deserpidine		C ₃₂ H ₃₈ N ₂ O ₈	131-01-1	578.652	nd or pr	230.5				i H ₂ O; s EtOH, chl
2810	Desethyl atrazine	6-Chloro-N-isopropyl-1,3,5-triazine-2,4-diamine	C ₆ H ₁₀ ClN ₅	6190-65-4	187.630	cry	136				
2811	Desferrioxamine	Deferoxamine	C ₂₅ H ₄₈ N ₆ O ₈	70-51-9	560.684	cry (EtOH aq)	139				
2812	Desipramine		C ₁₈ H ₂₂ N ₂	50-47-5	266.381			173 ^{0.02}			
2813	Desmedipham		C ₁₈ H ₁₈ N ₂ O ₄	13684-56-5	300.309		121.7(0.5)				
2814	Desmetryne		C ₈ H ₁₃ N ₃ S	1014-69-3	213.304	cry	85				
2815	Desthiobiotin		C ₁₀ H ₁₈ N ₂ O ₃	533-48-2	214.261	lo nd (H ₂ O)	157				s H ₂ O
2816	Dexamethasone		C ₂₂ H ₂₈ FO ₅	50-02-2	392.460		262				
2817	Dexon	Sodium dimethylaminobenzenediazosulfonate	C ₈ H ₁₀ N ₃ NaO ₃ S	140-56-7	251.238	ye-br pow					sl H ₂ O; s DMF
2818	Dexpanthenol		C ₉ H ₁₉ NO ₄	81-13-0	205.252	hyg oil		dec	1.20 ²⁰	1.497 ²⁰	vs H ₂ O, EtOH, MeOH; sl eth
2819	Dextroamphetamine sulfate		C ₁₈ H ₂₈ N ₂ O ₂ S	51-63-8	368.491		>300		1.15 ²⁵		vs H ₂ O
2820	Dextromethorphan hydrobromide		C ₁₈ H ₂₆ BrNO	125-69-9	352.309	wh cry pow	123				s EtOH, chl; i eth
2821	Diacetone alcohol	4-Hydroxy-4-methyl-2-pentanone	C ₆ H ₁₂ O ₂	123-42-2	116.158	liq	-47(2)	167.9	0.9387 ²⁰	1.4213 ²⁰	msc H ₂ O, EtOH, eth; s chl
2822	3,3-Diacetoxy-1-propene		C ₇ H ₁₀ O ₄	869-29-4	158.152	liq	-37.6	176(18)	1.0760 ²⁰	1.4193 ²⁰	vs ace, bz, eth, EtOH
2823	1,3-Diacetylbenzene		C ₁₀ H ₁₀ O ₂	6781-42-6	162.185		32	152 ¹⁵			sl H ₂ O, peth; s EtOH, bz, chl, HOAc
2824	1,4-Diacetylbenzene	4-Acetylacetophenone	C ₁₀ H ₁₀ O ₂	1009-61-6	162.185		113.0	128 ³			vs EtOH; sl chl
2825	N,N'-Diacetyl-4,4'-diaminobiphenyl		C ₁₆ H ₁₆ N ₂ O ₂	613-35-4	268.310	nd (HOAc)	328.3				
2826	Diacetylmorphine		C ₂₁ H ₂₈ NO ₅	561-27-3	369.412	orth	173	273 ¹²	1.56 ²⁵		vs bz, chl
2827	Diacetylperoxide	Acetyl peroxide	C ₄ H ₆ O ₄	110-22-5	118.089	nd (eth) lf	30	63 ²¹			vs eth, EtOH
2828	Dialifor		C ₁₄ H ₁₇ ClNO ₄ PS ₂	10311-84-9	393.846		68.1(0.5)				
2829	Diallate		C ₁₀ H ₁₇ Cl ₂ NOS	2303-16-4	270.219			150 ⁹			
2830	Diallylcyanamide		C ₇ H ₁₀ N ₂	538-08-9	122.167			142 ²⁰			s EtOH; sl eth, ctc



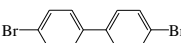
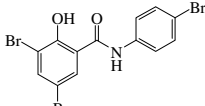


No.	Name	Synonym	Mol. Form.	CAS RN	Mol. Wt.	Physical Form	mp/°C	bp/°C	den g cm ⁻³	n _D	Solubility
2831	Diallyl diethylene glycol carbonate	Diethylene glycol bis(allyl carbonate)	C ₁₂ H ₁₆ O ₇	142-22-3	274.267	col liq	-4	161 ²	1.14 ²⁰		i H ₂ O; s os
2832	Diallyldimethylsilane		C ₈ H ₁₆ Si	1113-12-8	140.299			137.9(0.3)	0.7679 ²⁰	1.4420 ²⁰	
2833	Diallyl disulfide		C ₆ H ₁₀ S ₂	2179-57-9	146.273			100 ⁴⁸	1.0237 ¹⁵		
2834	Diallyl ether	Allyl ether	C ₆ H ₁₀ O	557-40-4	98.142	liq	-6	94(3)	0.8260 ²⁰	1.4163 ²⁰	i H ₂ O; msc EtOH, eth; vs ace; s chl
2835	Diallyl fumarate		C ₁₀ H ₁₂ O ₄	2807-54-7	196.200			140 ³	1.0768 ²⁰	1.4670 ²⁵	vs ace, bz, eth, EtOH
2836	Diallyl isophthalate	Di-2-propenyl 1,3-benzenedi-carboxylate	C ₁₄ H ₁₄ O ₄	1087-21-4	246.259			176 ⁵			
2837	Diallyl maleate		C ₁₀ H ₁₂ O ₄	999-21-3	196.200			129 ¹⁰	1.075 ²⁰	1.4699 ²⁰	s chl
2838	Diallyl oxalate		C ₈ H ₁₀ O ₄	615-99-6	170.163			217	1.1582 ²⁰	1.4481 ²⁰	i H ₂ O; s EtOH, ace, bz; sl chl
2839	<i>N,N</i> -Diallyl-2-propen-1-amine	Triallylamine	C ₉ H ₁₅ N	102-70-5	137.222		94	150(2)	0.809 ²⁰	1.4502 ²⁰	s EtOH, eth, ace, bz, acid
2840	5,5-Diallyl-2,4,6-(1 <i>H</i> ,3 <i>H</i> ,5 <i>H</i>)-pyrimidinetrione	Allobarbital	C ₁₀ H ₁₂ N ₂ O ₃	52-43-7	208.213	lf	172(1)				sl H ₂ O, DMSO; s EtOH, eth, bz
2841	Diallyl sulfide		C ₆ H ₁₀ S	592-88-1	114.208	liq	-85	138(5)	0.8877 ²⁷	1.4870 ²⁵	vs eth, EtOH
2842	Diallyl trisulfide		C ₆ H ₁₀ S ₃	2050-87-5	178.338			117 ¹⁶	1.0845 ¹⁵		vs eth
2843	Diamantane	Congressane	C ₁₄ H ₂₀	2292-79-7	188.309	cry	244.73(0.05)				
2844	1,2-Diamino-9,10-anthracenedione		C ₁₄ H ₁₀ N ₂ O ₂	1758-68-5	238.241	viol nd	303.5				sl EtOH, eth, chl, xyl; s py, con sulf
2845	1,4-Diamino-9,10-anthracenedione		C ₁₄ H ₁₀ N ₂ O ₂	128-95-0	238.241	dk viol nd (py)	268				sl H ₂ O; s EtOH, bz, PhNO ₂ ; vs py
2846	1,5-Diamino-9,10-anthracenedione		C ₁₄ H ₁₀ N ₂ O ₂	129-44-2	238.241	dk red nd (al, HOAc)	319	sub			i H ₂ O; sl EtOH, eth, ace, bz; s PhNO ₂
2847	1,8-Diamino-9,10-anthracenedione		C ₁₄ H ₁₀ N ₂ O ₂	129-42-0	238.241	red nd (al, HOAc)	265				i H ₂ O; s EtOH, py; sl eth, HOAc
2848	2,6-Diamino-9,10-anthracenedione		C ₁₄ H ₁₀ N ₂ O ₂	131-14-6	238.241	red-br pr (aq-py)	320 dec				sl H ₂ O; s EtOH, chl, con sulf, xyl, py
2849	4,4'-Diaminoazobenzene		C ₁₂ H ₁₂ N ₄	538-41-0	212.250	ye nd (al), oran-ye pr (al)	250.5				sl H ₂ O, lig; s EtOH; vs bz, chl
2850	3,5-Diaminobenzoic acid		C ₇ H ₆ N ₂ O ₂	535-87-5	152.151	nd (+1w)	228				sl H ₂ O, tfa; s EtOH; vs eth
2851	2,4-Diaminobutanoic acid		C ₄ H ₁₀ N ₂ O ₂	305-62-4	118.134	hyg cry	118.1				s H ₂ O; sl EtOH, MeOH
2852	<i>cis</i> -2,3-Diamino-2-butenedi-nitrile		C ₄ H ₄ N ₄	1187-42-4	108.102		178.5		1.41 ²⁰		
2853	1,8-Diamino-4,5-dihydroxy-9,10-anthracenedione		C ₁₄ H ₁₀ N ₂ O ₄	128-94-9	270.240	bl nd (xyl)					i H ₂ O; s bz, xyl, EtOH
2854	4,4'-Diaminodiphenyl ether	4,4'-Oxydianiline	C ₁₂ H ₁₂ N ₂ O	101-80-4	200.235		192.2(0.2)	>300			
2855	4,4'-Diaminodiphenylmethane	4,4'-Methylenedianiline	C ₁₃ H ₁₄ N ₂	101-77-9	198.263	pl or nd (w) pl (bz)	90(1)	379(3)			sl H ₂ O; vs EtOH, eth, bz
2856	4,4'-Diaminodiphenyl sulfide	4,4'-Thiodianiline	C ₁₂ H ₁₂ N ₂ S	139-65-1	216.301	nd (w)	108.5				sl H ₂ O; vs EtOH, eth, bz; s tfa
2857	3,3'-Diaminodiphenyl sulfone	3,3'-Sulfonyldianiline	C ₁₂ H ₁₂ N ₂ O ₂ S	599-61-1	248.300		168.5				vs H ₂ O, EtOH
2858	<i>meso</i> -2,6-Diaminoheptanedioic acid	2,6-Diaminopimelic acid	C ₇ H ₁₄ N ₂ O ₄	922-54-3	190.197	nd (w)	314 dec				s H ₂ O
2859	1,4-Diamino-2-methoxy-9,10-anthracenedione		C ₁₃ H ₁₂ N ₂ O ₃	2872-48-2	268.267		242(1)				
2860	1,4-Diamino-5-nitro-9,10-anthracenedione		C ₁₄ H ₈ N ₃ O ₄	82-33-7	283.239		278				
2861	2,4-Diaminophenol		C ₆ H ₈ N ₂ O	95-86-3	124.140	lf	79 dec				vs H ₂ O, ace, EtOH
2862	2,4-Diaminophenol, dihydrochloride		C ₆ H ₁₀ Cl ₂ N ₂ O	137-09-7	197.061	nd	235 dec				vs H ₂ O
2863	3,7-Diaminophenothiazin-5-ium chloride	Thionine	C ₁₂ H ₁₀ ClN ₃ S	581-64-6	263.745						sl H ₂ O, EtOH, eth; s bz, chl, acid
2864	4-[(2,4-Diaminophenyl)azo]-benzenesulfonamide	Prontosil	C ₁₂ H ₁₄ ClN ₃ O ₂ S	103-12-8	327.790		249.5				sl H ₂ O; s EtOH, ace, oils, fats
2865	1,3-Diamino-2-propanol		C ₃ H ₁₀ N ₂ O	616-29-5	90.123	cry	42.8				i eth, bz
2866	4,4'-Diamino-2,2'-stilbenedi-sulfonic acid	Amsonic acid	C ₁₄ H ₁₄ N ₂ O ₆ S ₂	81-11-8	370.400	ye nd	300				sl H ₂ O
2867	4,6-Diamino-1,3,5-triazin-2(1 <i>H</i>)-one		C ₃ H ₃ N ₅ O	645-92-1	127.105	nd (aq Na ₂ CO ₃)	dec				i H ₂ O, EtOH, eth, bz, HOAc; s acid, alk



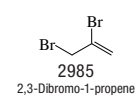
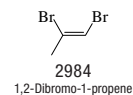
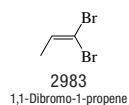
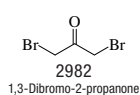
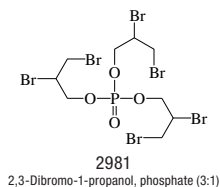
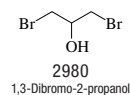
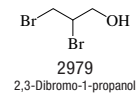
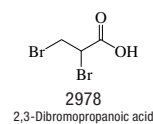
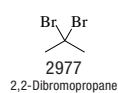
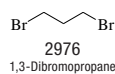
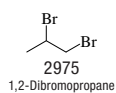
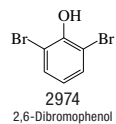
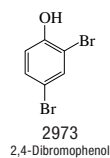
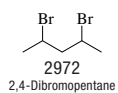
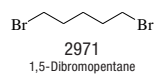
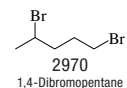
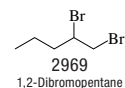
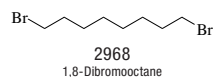
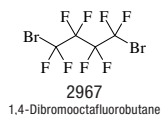
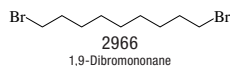
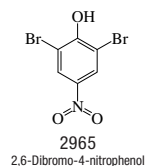
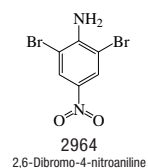
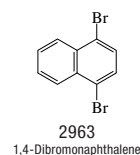
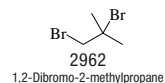
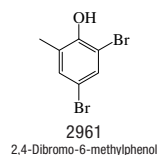
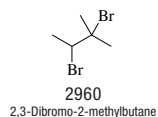
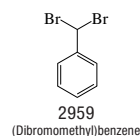
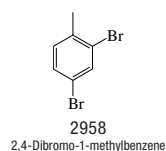
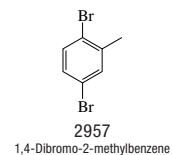
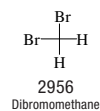
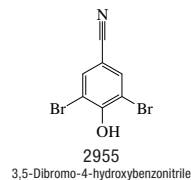
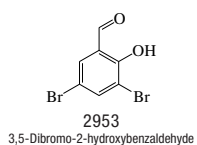
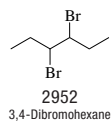
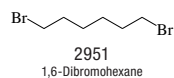
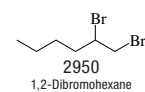
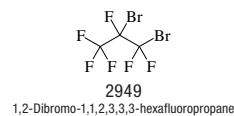
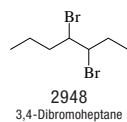
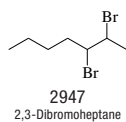
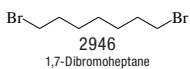
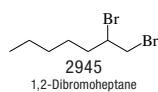
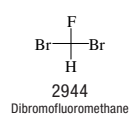
No.	Name	Synonym	Mol. Form.	CAS RN	Mol. Wt.	Physical Form	mp/°C	bp/°C	den g cm ⁻³	n _D	Solubility
2868	8,8'-Diapo-ψ,ψ-carotenedioic acid	Croctin	C ₂₀ H ₂₄ O ₄	27876-94-4	328.403	brick red orth	286				sl H ₂ O; EtOH; i eth, bz; s py; vs NaOH
2869	Diatrizoic acid	<i>N,N'</i> -Diacetyl-3,5-diamino-2,4,6-triiodobenzoic acid	C ₁₁ H ₉ I ₃ N ₂ O ₄	117-96-4	613.913	cry (EtOH aq)	300				
2870	Diazenedicarboxamide	Azodicarbonamide	C ₂ H ₄ N ₄ O ₂	123-77-3	116.079		225(1)				
2871	Diazinon		C ₁₂ H ₂₁ N ₃ O ₃ PS	333-41-5	304.345			87 ^{0.05}	1.1088 ²⁰	1.4922 ²⁰	
2872	Diazomethane		CH ₂ N ₂	334-88-3	42.040	ye gas	-145	-23			vs eth, diox
2873	Dibenz[<i>a,h</i>]acridine		C ₂₁ H ₁₃ N	226-36-8	279.335	ye cry	226.6(0.7)				
2874	Dibenz[<i>a,h</i>]acridine	7-Azadibenz[<i>a,h</i>]anthracene	C ₂₁ H ₁₃ N	224-42-0	279.335		219.6(0.9)				i H ₂ O
2875	Dibenz[<i>c,h</i>]acridine		C ₂₁ H ₁₃ N	224-53-3	279.335	ye cry (EtOH)	189				
2876	Dibenz[<i>a,h</i>]anthracene	1,2:5,6-Dibenzanthracene	C ₂₂ H ₁₄	53-70-3	278.346	pl (dil ace)	269(6)				i H ₂ O; sl EtOH; s ace, bz, CS ₂
2877	Dibenz[<i>a,h</i>]anthracene		C ₂₂ H ₁₄	224-41-9	278.346	oran lf or nd (bz)	198.2				i H ₂ O, HOAc; sl EtOH, eth, bz; s peth
2878	5 <i>H</i> -Dibenz[<i>b,f</i>]azepine-5-carboxamide	Carbamazepine	C ₁₅ H ₁₂ N ₂ O	298-46-4	236.268		190.2				
2879	Dibenzepin		C ₁₈ H ₂₁ N ₃ O	4498-32-2	295.379		117	185 ^{0.01}			
2880	7 <i>H</i> -Dibenzo[<i>c,g</i>]carbazole		C ₂₀ H ₁₃ N	194-59-2	267.324	cry (EtOH)	157(1)				
2881	13 <i>H</i> -Dibenzo[<i>a,h</i>]carbazole		C ₂₀ H ₁₃ N	239-64-5	267.324		221.3				i H ₂ O
2882	Dibenzo[<i>b,k</i>]chrysene		C ₂₆ H ₁₆	217-54-9	328.405		400				
2883	Dibenzo[<i>b,e</i>][1,4]dioxin	Diphenylene dioxide	C ₁₂ H ₂ O ₂	262-12-4	184.191	nd (MeOH)	117.5(0.2)				
2884	Dibenzofuran	2,2'-Biphenylene oxide	C ₁₂ H ₈ O	132-64-9	168.191	lf or nd (al)	82.16(0.05)	285.2(0.3)	1.0886 ⁹⁹	1.6079 ⁹⁹	i H ₂ O; s EtOH, ace, bz; vs eth, HOAc
2885	Dibenzo[<i>a,e</i>]pyrene	Naphtho[1,2,3,4- <i>def</i>]chrysene	C ₂₄ H ₁₄	192-65-4	302.368	pa ye nd(xyl)	247.0(0.6)				sl EtOH, ace, bz, HOAc; s tol, con sulf
2886	Dibenzo[<i>a,h</i>]pyrene	Dibenzo[<i>b,def</i>]chrysene	C ₂₄ H ₁₄	189-64-0	302.368	oran pl	318(1)				
2887	Dibenzo[<i>a,h</i>]pyrene	Benzo[<i>rsf</i>]pentaphene	C ₂₄ H ₁₄	189-55-9	302.368		283.6(0.3)	275 ^{0.05}			
2888	Dibenzo[<i>a,h</i>]pyrene	Dibenzo[<i>def,p</i>]chrysene	C ₂₄ H ₁₄	191-30-0	302.368	ye pl (bz/ EtOH)	164.5				
2889	Dibenzothiophene		C ₁₂ H ₆ S	132-65-0	184.257	nd (dil al, lig)	98.67(0.02)	331.6(0.4)			i H ₂ O; s chl, MeOH; vs EtOH, bz
2890	Dibenz[<i>c,e</i>]oxepin-5,7-dione		C ₁₄ H ₆ O ₃	6050-13-1	224.212	nd (HOAc or bz)	217	sub			i H ₂ O; sl eth
2891	Dibenzoyl disulfide	Benzoyl disulfide	C ₁₄ H ₁₀ O ₂ S ₂	644-32-6	274.358	pr(al), sc(chl-peth)	134.5	dec			i H ₂ O; sl EtOH, eth; s CS ₂
2892	Dibenzylamine	<i>N</i> -Benzylbenzenemethanamine	C ₁₄ H ₁₅ N	103-49-1	197.276		-26(1)	300 dec	1.0256 ²²	1.5781 ²⁰	i H ₂ O; vs EtOH, eth; s ctc
2893	Dibenzyl disulfide		C ₁₄ H ₁₄ S ₂	150-60-7	246.391	lf (al)	68.6(0.2)				sl H ₂ O; s EtOH, eth, bz, MeOH
2894	<i>N,N'</i> -Dibenzyl-1,2-ethanediamine	Benzathine	C ₁₆ H ₂₀ N ₂	140-28-3	240.343	oily lig	26	195 ⁴	1.024 ²⁰	1.5635 ²⁰	vs bz, eth, EtOH
2895	Dibenzyl ether	Benzyl ether	C ₁₄ H ₁₄ O	103-50-4	198.260	liq	1.8	298	1.0428 ²⁰	1.5618 ²⁰	i H ₂ O; msc EtOH, eth; s ctc
2896	2,6-Dibenzylidenecyclohexanone		C ₂₀ H ₁₈ O	897-78-9	274.356		117.5	190 ²⁰			sl EtOH; s bz, HOAc
2897	Dibenzyl malonate		C ₁₇ H ₁₆ O ₄	15014-25-2	284.307			187 ²	1.137 ²⁵	1.5447 ²⁰	
2898	Dibenzyl phosphite		C ₁₄ H ₁₅ O ₃ P	17176-77-1	262.241		-2.5	162 ^{0.1}		1.5521 ¹⁸	
2899	Dibenzyl sulfide	Benzyl sulfide	C ₁₄ H ₁₄ S	538-74-9	214.326	pl (eth or chl)	48.3(0.5)	335(6)	1.0583 ⁵⁰		i H ₂ O; s EtOH, eth, CS ₂
2900	Dibenzyl sulfone		C ₁₄ H ₁₄ O ₂ S	620-32-6	246.325	nd (al-bz)	152	290 dec			i H ₂ O; sl EtOH; vs ace; s bz, HOAc
2901	Dibenzyl sulfoxide		C ₁₄ H ₁₄ OS	621-08-9	230.325	lf (al, w)	135(3)	210 dec			i H ₂ O; vs EtOH, eth
2902	<i>N,N'</i> -Dibenzylurea		C ₁₅ H ₁₆ N ₂ O	1466-67-7	240.300	nd (al)	170(1)				vs EtOH, HOAc
2903	Dibromoacetic acid		C ₂ H ₂ Br ₂ O ₂	631-64-1	217.844	hyg cry	49	195 ²⁵⁰			vs H ₂ O; vs EtOH, eth
2904	Dibromoacetone		C ₂ HBr ₂ N	3252-43-5	198.844			169	2.369 ²⁰	1.5393 ²⁰	
2905	2,4-Dibromoaniline		C ₆ H ₅ Br ₂ N	615-57-6	250.919	orth bipym (chl) nd or lf (al)	79.5	156 ⁷⁴	2.260 ²⁰		s EtOH, eth, chl, HOAc
2906	3,5-Dibromoaniline		C ₆ H ₅ Br ₂ N	626-40-4	250.919	nd (dil al)	57				vs EtOH, eth, bz
2907	9,10-Dibromoanthracene		C ₁₄ H ₈ Br ₂	523-27-3	336.022	ye nd (to or xyl)	226	sub			i H ₂ O; sl EtOH, eth, bz; s chl



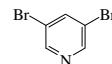
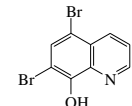
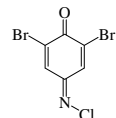
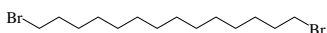


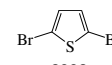


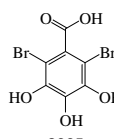
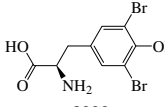
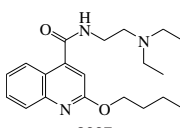
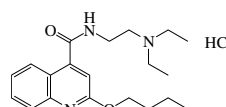
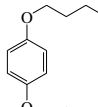

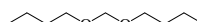
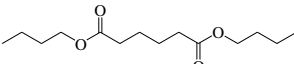
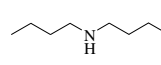
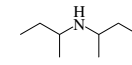
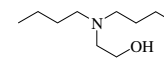
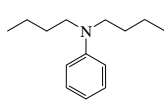
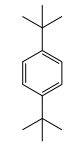
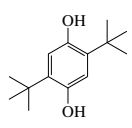
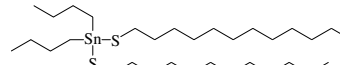
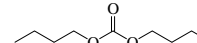
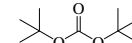
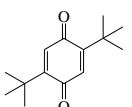
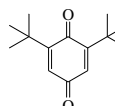
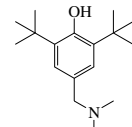
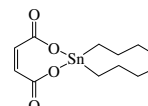
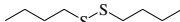
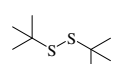
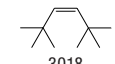
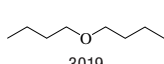
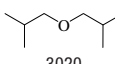

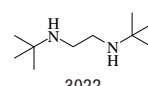
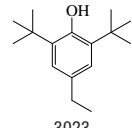
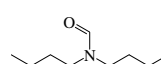
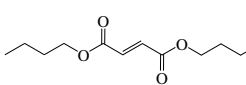
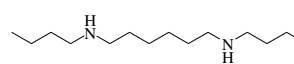
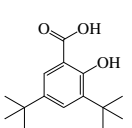
No.	Name	Synonym	Mol. Form.	CAS RN	Mol. Wt.	Physical Form	mp/°C	bp/°C	den g cm ⁻³	n _D	Solubility
2908	<i>o</i> -Dibromobenzene	1,2-Dibromobenzene	C ₆ H ₄ Br ₂	583-53-9	235.904		6(2)	220.4(0.3)	1.9843 ²⁰	1.6155 ²⁰	i H ₂ O; s EtOH; msc eth, ace, bz, ctc
2909	<i>m</i> -Dibromobenzene	1,3-Dibromobenzene	C ₆ H ₄ Br ₂	108-36-1	235.904	liq	-6.9(0.5)	214(14)	1.9523 ²⁰	1.6083 ¹⁷	i H ₂ O; s EtOH; msc eth
2910	<i>p</i> -Dibromobenzene	1,4-Dibromobenzene	C ₆ H ₄ Br ₂	106-37-6	235.904	pl	87.3(0.1)	222(3)	2.261 ¹⁷	1.5742	i H ₂ O; s EtOH, bz; vs eth, ace, CS ₂
2911	4,4'-Dibromobenzophenone	Bis(4-bromophenyl) ketone	C ₁₃ H ₈ Br ₂ O	3988-03-2	340.010	pl (al)	177	394(24)			vs bz, HOAc, chl
2912	4,4'-Dibromo-1,1'-biphenyl		C ₁₂ H ₈ Br ₂	92-86-4	312.000	mcl pr (MeOH)	164	357.5			i H ₂ O; sl EtOH; s bz
2913	1,3-Dibromo-2,2-bis(bromomethyl)propane	Pentaerythritol tetrabromide	C ₅ H ₈ Br ₄	3229-00-3	387.734	cry (ace), nd (lig)	160.29(0.05)	305.5	2.596 ¹⁵		s EtOH, bz, tol; sl eth, chl
2914	3,5-Dibromo- <i>N</i> -(4-bromophenyl)-2-hydroxybenzamide	Tribromsalan	C ₁₃ H ₈ Br ₃ NO ₂	87-10-5	449.921		226.4(0.5)				
2915	1,1-Dibromobutane		C ₄ H ₈ Br ₂	62168-25-6	215.915			158	1.784 ²⁵	1.4988 ²⁵	
2916	1,2-Dibromobutane	α -Butylene dibromide	C ₄ H ₈ Br ₂	533-98-2	215.915	liq	-65.4(0.4)	161(4)	1.7915 ²⁰	1.4025 ²⁰	i H ₂ O; s eth, chl
2917	1,3-Dibromobutane		C ₄ H ₈ Br ₂	107-80-2	215.915			176.4(0.4)	1.800 ²⁰	1.507 ²⁰	i H ₂ O; s eth, chl; sl ctc
2918	1,4-Dibromobutane		C ₄ H ₈ Br ₂	110-52-1	215.915	liq	-21.1(0.5)	197(4)	1.8199 ²⁵	1.5167 ²⁵	i H ₂ O; sl ctc; s chl
2919	2,3-Dibromobutane		C ₄ H ₈ Br ₂	5408-86-6	215.915	liq	-24	158(5)	1.7893 ²²	1.5133 ²²	i H ₂ O; s eth
2920	<i>trans</i> -1,4-Dibromo-2-butene		C ₄ H ₆ Br ₂	821-06-7	213.899	pl (peth)	53.4	203			sl H ₂ O, chl; vs EtOH, peth; s ace
2921	1,4-Dibromo-2-butyne		C ₄ H ₄ Br ₂	2219-66-1	211.883			92 ¹⁵	2.014 ¹⁸	1.588 ¹⁸	s eth, ace; vs chl
2922	α,α' -Dibromo- <i>d</i> -camphor		C ₁₀ H ₁₄ Br ₂ O	514-12-5	310.025		61		1.854 ²¹		i H ₂ O; vs EtOH, eth, bz, chl; s AcOEt
2923	Dibromochlorofluoromethane		CBr ₂ ClF	353-55-9	226.270			80.3	2.3173 ²²	1.4570 ²⁰	
2924	1,2-Dibromo-3-chloropropane		C ₃ H ₅ Br ₂ Cl	96-12-8	236.333			200(13)	2.093 ¹⁴	1.553 ¹⁴	i H ₂ O
2925	1,2-Dibromo-1-chloro-1,2,2-trifluoroethane		C ₂ Br ₂ ClF ₃	354-51-8	276.277		50	92.8(0.2)			
2926	2,2-Dibromo-2-cyanoacetamide		C ₃ H ₂ Br ₂ N ₂ O	10222-01-2	241.868	cry (bz)	126				
2927	<i>trans</i> -1,2-Dibromocyclohexane, (\pm)-		C ₆ H ₁₀ Br ₂	5183-77-7	241.951		-2.0	145 ¹⁰⁰	1.7759 ²⁰	1.5445 ¹⁹	vs ace, bz, eth, EtOH
2928	1,10-Dibromodecane	Decamethylene dibromide	C ₁₀ H ₂₀ Br ₂	4101-68-2	300.074	pl (al)	28	161 ⁹	1.335 ³⁰	1.4927 ²⁵	i H ₂ O; sl EtOH; s eth
2929	1,2-Dibromo-1,1-dichloroethane		C ₂ H ₂ Br ₂ Cl ₂	75-81-0	256.751	liq	-26	195	2.135 ²⁰	1.5662 ²⁰	vs ace, bz, eth, EtOH
2930	1,2-Dibromo-1,2-dichloroethane		C ₂ H ₂ Br ₂ Cl ₂	683-68-1	256.751	liq	-26	195	2.135 ²⁰	1.5662 ²⁰	i H ₂ O; s EtOH, eth, ace, bz
2931	Dibromodichloromethane		CBr ₂ Cl ₂	594-18-3	242.725		38	150.2	2.42 ²⁵		i H ₂ O; s EtOH, eth, ace, bz
2932	1,2-Dibromo-1,1-difluoroethane	Genetron 132b-B2	C ₂ H ₂ Br ₂ F ₂	75-82-1	223.842	liq	-61.3	92.5	2.2238 ²⁰	1.4456 ²⁰	
2933	Dibromodifluoromethane		CBr ₂ F ₂	75-61-6	209.816	vol liq or gas	-110.1	22.79(0.08)			s H ₂ O, eth, ace, bz
2934	1,3-Dibromo-5,5-dimethyl-2,4-imidazolidinedione	Dibromantine	C ₈ H ₈ Br ₂ N ₂ O ₂	77-48-5	285.922		198 dec				
2935	1,3-Dibromo-2,2-dimethylpropane		C ₅ H ₁₀ Br ₂	5434-27-5	229.941			185(11)	1.6775 ²⁰	1.5090	
2936	1,12-Dibromododecane		C ₁₂ H ₂₄ Br ₂	3344-70-5	328.127	nd (al,HOAc)	41	215 ¹⁵			i H ₂ O; vs EtOH, chl; s eth, HOAc
2937	1,1-Dibromoethane	Ethylidene dibromide	C ₂ H ₄ Br ₂	557-91-5	187.861	liq	-63	109(4)	2.0555 ²⁰	1.5128 ²⁰	i H ₂ O; s EtOH, ace, bz; sl chl; vs eth
2938	1,2-Dibromoethane	Ethylene dibromide	C ₂ H ₄ Br ₂	106-93-4	187.861	liq	9.8(0.1)	131.3(0.3)	2.1683 ²⁵	1.5356 ²⁵	vs ace, bz, eth, EtOH
2939	<i>cis</i> -1,2-Dibromoethene	<i>cis</i> -1,2-Dibromoethylene	C ₂ H ₂ Br ₂	590-11-4	185.845	liq	-53	111(1)	2.2464 ²⁰	1.5428 ²⁰	i H ₂ O; vs EtOH, eth; s ace, bz, chl
2940	<i>trans</i> -1,2-Dibromoethene	<i>trans</i> -1,2-Dibromoethylene	C ₂ H ₂ Br ₂	590-12-5	185.845	liq	-6.5	107(3)	2.2308 ²⁰	1.5505 ¹⁸	i H ₂ O; vs EtOH, eth; s ace, bz, chl
2941	1,2-Dibromo-1-ethoxyethane		C ₄ H ₈ Br ₂ O	2983-26-8	231.914			80 ²⁰	1.7320 ²⁰	1.5044 ²⁰	vs EtOH, chl
2942	1,2-Dibromoethyl acetate		C ₄ H ₈ Br ₂ O ₂	24442-57-7	245.898	liq		89.5 ¹⁶	1.91 ²⁰		
2943	(1,2-Dibromoethyl)benzene		C ₈ H ₈ Br ₂	93-52-7	263.958		73(1)	133 ¹⁹			s EtOH, eth, bz, chl, HOAc, MeOH, lig

 2908 <i>o</i> -Dibromobenzene	 2909 <i>m</i> -Dibromobenzene	 2910 <i>p</i> -Dibromobenzene	 2911 4,4'-Dibromobenzophenone	 2912 4,4'-Dibromo-1,1'-biphenyl	 2913 1,3-Dibromo-2,2-bis(bromomethyl)propane	
 2914 3,5-Dibromo- <i>N</i> -(4-bromophenyl)-2-hydroxybenzamide	 2915 1,1-Dibromobutane	 2916 1,2-Dibromobutane	 2917 1,3-Dibromobutane	 2918 1,4-Dibromobutane	 2919 2,3-Dibromobutane	 2920 <i>trans</i> -1,4-Dibromo-2-butene
 2921 1,4-Dibromo-2-butyne	 2922 α,α' -Dibromo- <i>d</i> -camphor	 2923 Dibromochlorofluoromethane	 2924 1,2-Dibromo-3-chloropropane	 2925 1,2-Dibromo-1-chloro-1,2,2-trifluoroethane	 2926 2,2-Dibromo-2-cyanoacetamide	
 2927 <i>trans</i> -1,2-Dibromocyclohexane, (\pm)-	 2928 1,10-Dibromodecane	 2929 1,2-Dibromo-1,1-dichloroethane	 2930 1,2-Dibromo-1,2-dichloroethane	 2931 Dibromodichloromethane		
 2932 1,2-Dibromo-1,1-difluoroethane	 2933 Dibromodifluoromethane	 2934 1,3-Dibromo-5,5-dimethyl-2,4-imidazolidinedione	 2935 1,3-Dibromo-2,2-dimethylpropane	 2936 1,12-Dibromododecane		
 2937 1,1-Dibromoethane	 2938 1,2-Dibromoethane	 2939 <i>cis</i> -1,2-Dibromoethene	 2940 <i>trans</i> -1,2-Dibromoethene	 2941 1,2-Dibromo-1-ethoxyethane	 2942 1,2-Dibromoethyl acetate	 2943 (1,2-Dibromoethyl)benzene


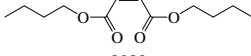
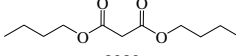
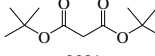
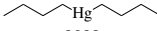
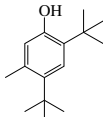
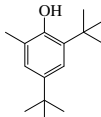
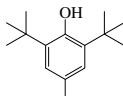
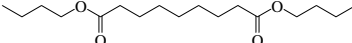
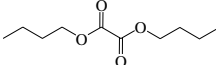

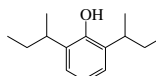
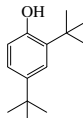
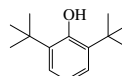
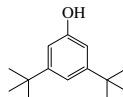
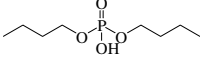
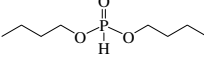
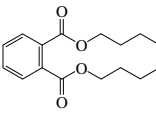
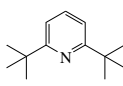
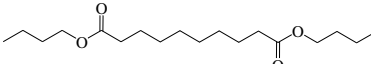
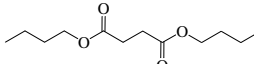
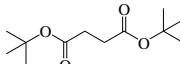
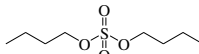
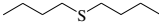
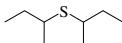

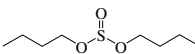
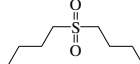
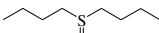
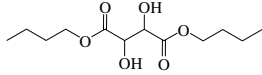
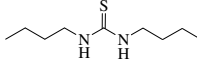
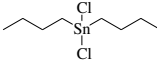
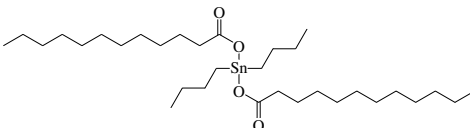
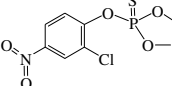
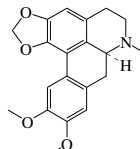
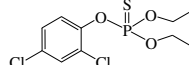
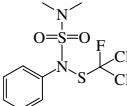

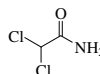

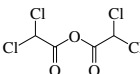

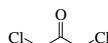

No.	Name	Synonym	Mol. Form.	CAS RN	Mol. Wt.	Physical Form	mp/°C	bp/°C	den g cm ⁻³	n _D	Solubility
2944	Dibromofluoromethane	Fluorodibromomethane	CHBr ₂ F	1868-53-7	191.825	liq	-78	64.9	2.421 ²⁰	1.4685 ²⁰	i H ₂ O; s EtOH, eth, ace, bz, chl
2945	1,2-Dibromoheptane		C ₇ H ₁₄ Br ₂	42474-21-5	257.994			228	1.5086 ²⁰	1.4986 ²⁰	
2946	1,7-Dibromoheptane	Heptamethylene dibromide	C ₇ H ₁₄ Br ₂	4549-31-9	257.994		41.7	247(12)	1.5306 ²⁰	1.5034 ²⁰	i H ₂ O; s eth, ace, bz, ctc, chl
2947	2,3-Dibromoheptane		C ₇ H ₁₄ Br ₂	21266-88-6	257.994			101 ¹⁷	1.5139 ²⁰	1.4992 ²⁰	
2948	3,4-Dibromoheptane		C ₇ H ₁₄ Br ₂	21266-90-0	257.994			107 ²⁴	1.5182 ²⁰	1.5010 ²⁰	
2949	1,2-Dibromo-1,1,2,3,3,3-hexafluoropropane		C ₃ Br ₂ F ₆	661-95-0	309.830			72.8	2.1630 ²⁰		i H ₂ O
2950	1,2-Dibromohexane		C ₆ H ₁₂ Br ₂	624-20-4	243.967			103 ³⁶	1.5774 ²⁰	1.5024 ²⁰	vs bz, eth, chl
2951	1,6-Dibromohexane		C ₆ H ₁₂ Br ₂	629-03-8	243.967	liq	-1.2	245.5	1.6025 ²⁵	1.5054 ²⁵	i H ₂ O; s eth, ace, chl; sl ctc
2952	3,4-Dibromohexane		C ₆ H ₁₂ Br ₂	89583-12-0	243.967			80 ¹³	1.6027 ²⁰	1.5043 ²⁰	
2953	3,5-Dibromo-2-hydroxybenzaldehyde	3,5-Dibromosalicylaldehyde	C ₇ H ₄ Br ₂ O ₂	90-59-5	279.914	pa ye pr	86	sub			vs bz, eth, chl
2954	3,5-Dibromo-2-hydroxybenzoic acid	3,5-Dibromosalicylic acid	C ₇ H ₄ Br ₂ O ₃	3147-55-5	295.913	nd	228				s ace
2955	3,5-Dibromo-4-hydroxybenzonitrile	Bromoxynil	C ₇ H ₃ Br ₂ NO	1689-84-5	276.913		190.5(0.8)				
2956	Dibromomethane	Methylene bromide	CH ₂ Br ₂	74-95-3	173.835	liq	-52.1(0.7)	97.0(0.6)	2.4969 ²⁰	1.5420 ²⁰	sl H ₂ O; msc EtOH, eth, ace; s ctc
2957	1,4-Dibromo-2-methylbenzene	2,5-Dibromotoluene	C ₇ H ₆ Br ₂	615-59-8	249.931		6(1)	236(11)	1.8127 ¹⁷	1.5982 ¹⁸	i H ₂ O
2958	2,4-Dibromo-1-methylbenzene		C ₇ H ₆ Br ₂	31543-75-6	249.931		-10(1)	103 ¹¹	1.8176 ²⁵	1.5964 ²⁵	
2959	(Dibromomethyl)benzene		C ₇ H ₆ Br ₂	618-31-5	249.931		1.0	156 ²³	1.8365 ²⁸	1.6147 ²⁰	i H ₂ O; msc EtOH, eth
2960	2,3-Dibromo-2-methylbutane		C ₆ H ₁₀ Br ₂	594-51-4	229.941		7	62 ¹⁷	1.6717 ²⁰	1.5729 ²⁵	
2961	2,4-Dibromo-6-methylphenol		C ₇ H ₆ Br ₂ O	609-22-3	265.930	nd (peth)	58	265 dec			s chl
2962	1,2-Dibromo-2-methylpropane		C ₄ H ₈ Br ₂	594-34-3	215.915		10.5	139(2)	1.7827 ²⁰	1.5119 ²⁰	s EtOH, eth, chl
2963	1,4-Dibromonaphthalene		C ₁₀ H ₆ Br ₂	83-53-4	285.963		83	310			i H ₂ O; s EtOH, eth; sl HOAc
2964	2,6-Dibromo-4-nitroaniline		C ₆ H ₄ Br ₂ N ₂ O ₂	827-94-1	295.916	ye nd (al, HOAc)	207				sl H ₂ O; s HOAc
2965	2,6-Dibromo-4-nitrophenol		C ₆ H ₃ Br ₂ NO ₃	99-28-5	296.901	pa ye pr or lf (al)	145 dec				i H ₂ O; vs EtOH, eth; sl ace, bz, HOAc
2966	1,9-Dibromononane		C ₉ H ₁₈ Br ₂	4549-33-1	286.047	liq	-22.5	269(10)	1.4229 ²⁰		
2967	1,4-Dibromooctafluorobutane		C ₄ Br ₂ F ₈	335-48-8	359.838			98(25)			
2968	1,8-Dibromooctane	Octamethylene dibromide	C ₈ H ₁₆ Br ₂	4549-32-0	272.021		15.5	271	1.4594 ²⁵	1.4971 ²⁵	i H ₂ O; s eth, ctc, chl
2969	1,2-Dibromopentane		C ₅ H ₁₀ Br ₂	3234-49-9	229.941			179(13)	1.668 ¹⁸		
2970	1,4-Dibromopentane		C ₅ H ₁₀ Br ₂	626-87-9	229.941		-34.4	146 ⁵⁰	1.6222 ²⁰	1.5086 ²⁰	
2971	1,5-Dibromopentane		C ₅ H ₁₀ Br ₂	111-24-0	229.941	liq	-40.0(0.4)	222.3	1.6928 ²⁵	1.5102 ²⁵	i H ₂ O; s bz, chl; sl ctc
2972	2,4-Dibromopentane		C ₅ H ₁₀ Br ₂	19398-53-9	229.941			75 ²¹	1.6659 ²⁰	1.4987 ²⁰	
2973	2,4-Dibromophenol		C ₆ H ₄ Br ₂ O	615-58-7	251.903	nd (peth)	40(2)	238.5	2.0700 ²⁰		sl H ₂ O, ctc; vs EtOH, eth, bz
2974	2,6-Dibromophenol		C ₆ H ₄ Br ₂ O	608-33-3	251.903	nd (w)	56.5	255			s H ₂ O; vs EtOH, eth
2975	1,2-Dibromopropane	Propylene dibromide	C ₃ H ₆ Br ₂	78-75-1	201.888	liq	-55.4(0.3)	140(1)	1.9324 ²⁰	1.5201 ²⁰	s EtOH, eth, chl; sl ctc
2976	1,3-Dibromopropane		C ₃ H ₆ Br ₂	109-64-8	201.888	liq	-35(1)	164(1)	1.9701 ²⁵	1.5204 ²⁵	i H ₂ O; s EtOH, eth, chl; sl ctc
2977	2,2-Dibromopropane		C ₃ H ₆ Br ₂	594-16-1	201.888			113	1.880 ²⁰		vs eth, EtOH, chl
2978	2,3-Dibromopropanoic acid		C ₃ H ₄ Br ₂ O ₂	600-05-5	231.871		66.5	160 ²⁰			vs bz, eth, EtOH
2979	2,3-Dibromo-1-propanol	DBP	C ₃ H ₆ Br ₂ O	96-13-9	217.887			219	2.120 ²⁰		
2980	1,3-Dibromo-2-propanol		C ₃ H ₆ Br ₂ O	96-21-9	217.887	ye liq		219 dec	2.1364 ²⁰	1.5495 ²⁵	vs ace, eth, EtOH
2981	2,3-Dibromo-1-propanol, phosphate (3:1)	Tris(2,3-dibromopropyl) phosphate	C ₉ H ₁₅ Br ₆ O ₄ P	126-72-7	697.610						s chl
2982	1,3-Dibromo-2-propanone	1,3-Dibromoacetone	C ₃ H ₄ Br ₂ O	816-39-7	215.871	nd	26	97 ²²	2.1670 ¹⁸		vs eth, CS ₂
2983	1,1-Dibromo-1-propene		C ₃ H ₄ Br ₂	13195-80-7	199.872			125	1.9767 ²⁰	1.5260 ²⁰	sl H ₂ O; s bz, ctc, chl
2984	1,2-Dibromo-1-propene		C ₃ H ₄ Br ₂	26391-16-2	199.872			131.5	2.0076 ²⁰		
2985	2,3-Dibromo-1-propene		C ₃ H ₄ Br ₂	513-31-5	199.872			142(18)	2.0345 ²⁵	1.5416 ²⁵	i H ₂ O; s eth, ace, chl





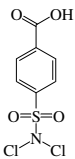

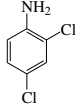
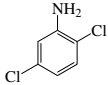
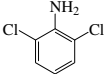
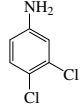
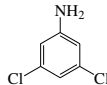
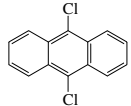
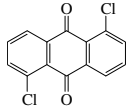
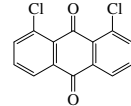
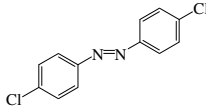
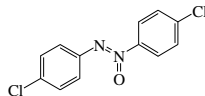

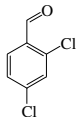
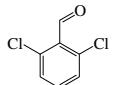
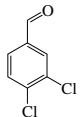
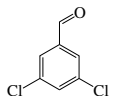
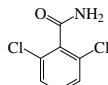


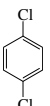
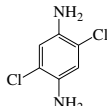
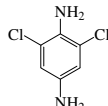
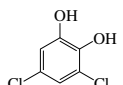
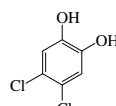
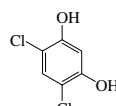
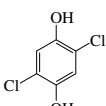
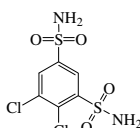
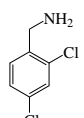
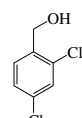
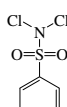
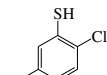
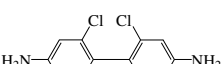
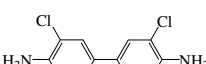
No.	Name	Synonym	Mol. Form.	CAS RN	Mol. Wt.	Physical Form	mp/°C	bp/°C	den g cm ⁻³	<i>n</i> _D	Solubility
2986	3,5-Dibromopyridine		C ₅ H ₃ Br ₂ N	625-92-3	236.893	nd (al)	112	222			sl H ₂ O; s EtOH, eth
2987	5,7-Dibromo-8-quinolinol	Broxyquinoline	C ₉ H ₅ Br ₂ NO	521-74-4	302.950	nd (al)	196	sub			i H ₂ O; s EtOH, ace, bz, chl, HOAc; sl eth
2988	2,6-Dibromoquinone-4-chlorimide	2,6-Dibromo-4-(chloroimino)-2,5-cyclohexadien-1-one	C ₆ H ₂ Br ₂ ClNO	537-45-1	299.347	ye pr (al or HOAc)	83				vs EtOH
2989	1,14-Dibromotetradecane	Tetradecamethylene dibromide	C ₁₄ H ₂₈ Br ₂	37688-96-3	356.180	lf (al-eth) cry (al)	50.4	190 ⁸			vs eth, EtOH, chl
2990	1,2-Dibromotetrafluoroethane	Refrigerant 114B2	C ₂ Br ₂ F ₄	124-73-2	259.823	liq	-110(1)	47.1(0.2)	2.149 ²⁵	1.361 ²⁵	i H ₂ O
2991	2,3-Dibromothiophene		C ₄ H ₂ Br ₂ S	3140-93-0	241.932	liq	-17.5	218.5		1.6304 ²²	
2992	2,5-Dibromothiophene		C ₄ H ₂ Br ₂ S	3141-27-3	241.932	liq	-6	210.3	2.142 ²³	1.6288 ²⁰	i H ₂ O; vs EtOH, eth; s ctc
2993	3,4-Dibromothiophene		C ₄ H ₂ Br ₂ S	3141-26-2	241.932		4.5	217(17)			
2994	1,2-Dibromo-1,1,2-trifluoroethane	Halon 2302	C ₂ HBr ₂ F ₃	354-04-1	241.832			76(4)	2.274 ²⁷	1.4191 ²⁴	
2995	2,6-Dibromo-3,4,5-trihydroxybenzoic acid	Dibromogallic acid	C ₇ H ₄ Br ₂ O ₅	602-92-6	327.912	nd, pr or lf (w+1)	150				vs H ₂ O, eth, EtOH
2996	3,5-Dibromo-L-tyrosine		C ₉ H ₉ Br ₂ NO ₃	300-38-9	338.980	nd or pl	245				sl H ₂ O, EtOH; i eth; s alk, acid
2997	Dibucaine	Cinchocaine	C ₂₀ H ₂₉ N ₃ O ₂	85-79-0	343.463	hyg cry	64				
2998	Dibucaine hydrochloride		C ₂₀ H ₃₀ ClN ₃ O ₂	61-12-1	379.924		94 dec				s chl
2999	1,4-Dibutoxybenzene		C ₁₄ H ₂₀ O ₂	104-36-9	222.324		45.5	158 ¹⁵			s ctc
3000	1,2-Dibutoxyethane	Ethylene glycol dibutyl ether	C ₁₆ H ₃₂ O ₂	112-48-1	174.281	liq	-69.1	198(10)	0.8319 ²⁵	1.4112 ²⁵	
3001	Dibutoxymethane	Butylal	C ₈ H ₂₀ O ₂	2568-90-3	160.254	liq	-59(1)	179.7(0.7)	0.8339 ²⁰	1.4072 ¹⁷	
3002	Dibutyl adipate	Dibutyl hexanedioate	C ₁₄ H ₂₆ O ₄	105-99-7	258.354		-32.4	165 ¹⁰	0.9613 ²⁰	1.4369 ²⁰	i H ₂ O; msc EtOH, eth
3003	Dibutylamine	<i>N</i> -Butylbutanamine	C ₈ H ₁₉ N	111-92-2	129.244	liq	-61.8(0.5)	162(2)	0.7670 ²⁰	1.4177 ²⁰	s H ₂ O, ace, bz; vs EtOH, eth
3004	Di- <i>sec</i> -butylamine	<i>N-sec</i> -Butyl-2-butanamine	C ₈ H ₁₉ N	626-23-3	129.244			135(7)	0.7534 ²⁰	1.4162 ²⁰	vs H ₂ O; s EtOH
3005	2-Dibutylaminoethanol		C ₁₆ H ₂₉ NO	102-81-8	173.296			114 ¹⁸			
3006	<i>N,N</i> -Dibutylaniline		C ₁₄ H ₂₃ N	613-29-6	205.340	liq	-32.2(0.2)	274.8	0.9037 ²⁰	1.5186 ²⁰	i H ₂ O; msc EtOH, eth; vs ace, bz; s ctc
3007	1,4-Di- <i>tert</i> -butylbenzene		C ₁₄ H ₂₂	1012-72-2	190.325	nd (MeOH)	77.63(0.04)	237.3(0.5)	0.9850 ²⁰		i H ₂ O; s EtOH, eth
3008	2,5-Di- <i>tert</i> -butyl-1,4-benzenediol		C ₁₄ H ₂₂ O ₂	88-58-4	222.324	cry (aq HOAc)	213.5				
3009	Dibutylbis(dodecylthio)stannane	Dibutyltin bis(dodecyl sulfide)	C ₃₂ H ₆₈ S ₂ Sn	1185-81-5	635.722	col liq		122 ^{0.3}	1.05 ²⁰		s tol, hp
3010	Dibutyl carbonate		C ₉ H ₁₈ O ₃	542-52-9	174.237			203(4)	0.9251 ²⁰	1.4117 ²⁰	i H ₂ O; s EtOH, eth
3011	Di- <i>tert</i> -butyl carbonate		C ₉ H ₁₈ O ₃	34619-03-9	174.237	cry (al)	40	174(14)			vs EtOH
3012	2,5-Di- <i>tert</i> -butyl-2,5-cyclohexadiene-1,4-dione		C ₁₄ H ₂₀ O ₂	2460-77-7	220.308	ye cry (al)	152.5				i H ₂ O; s EtOH, eth, bz, chl, HOAc
3013	2,6-Di- <i>tert</i> -butyl-2,5-cyclohexadiene-1,4-dione		C ₁₄ H ₂₀ O ₂	719-22-2	220.308		69	60 ^{0.01}			
3014	2,6-Di- <i>tert</i> -butyl-4-(dimethylaminomethyl)phenol		C ₁₇ H ₂₉ NO	88-27-7	263.418	pl (EtOH)	94	179 ⁴⁰			
3015	2,2-Dibutyl-1,3,2-dioxastanepin-4,7-dione		C ₁₂ H ₂₀ O ₄ Sn	78-04-6	346.995	ye solid	110				
3016	Dibutyl disulfide		C ₈ H ₁₈ S ₂	629-45-8	178.359	oil		236(4)	0.938 ²⁰	1.4923 ²⁰	i H ₂ O; msc EtOH, eth
3017	Di- <i>tert</i> -butyl disulfide		C ₈ H ₁₈ S ₂	110-06-5	178.359		-2.5	88 ²¹	0.9226 ²⁰	1.4899 ²⁰	
3018	<i>cis</i> -1,2-Di- <i>tert</i> -butylethene	<i>cis</i> -2,2,5,5-Tetramethyl-3-hexene	C ₁₀ H ₂₀	692-47-7	140.266	liq		144(6)	0.744 ²⁰	1.4270 ²⁰	
3019	Dibutyl ether	Butyl ether	C ₈ H ₁₈ O	142-96-1	130.228	liq	-96(3)	141.6(0.3)	0.7684 ²⁰	1.3992 ²⁰	i H ₂ O; msc EtOH, eth; vs ace; sl ctc
3020	Di- <i>sec</i> -butyl ether		C ₈ H ₁₈ O	6863-58-7	130.228	liq		121.9(0.3)	0.756 ²⁵		
3021	Di- <i>tert</i> -butyl ether		C ₈ H ₁₈ O	6163-66-2	130.228	liq		107.1(0.7)	0.7658 ²⁰	1.3949 ²⁰	
3022	<i>N,N</i> -Di- <i>tert</i> -butylethylenediamine	<i>N,N</i> -Di- <i>tert</i> -butylethanediamine	C ₁₀ H ₂₄ N ₂	4062-60-6	172.311	cry	53.3	189	0.69		
3023	2,6-Di- <i>tert</i> -butyl-4-ethylphenol		C ₁₈ H ₂₆ O	4130-42-1	234.376		44	272			i alk
3024	<i>N,N</i> -Dibutylformamide		C ₉ H ₁₉ NO	761-65-9	157.253						s ctc, CS ₂
3025	Dibutyl fumarate		C ₁₂ H ₂₀ O ₄	105-75-9	228.285	liq	-18.0(0.4)	281(4)	0.9775 ²⁰	1.4469 ²⁰	i H ₂ O; s ace, chl
3026	<i>N,N</i> -Dibutyl-1,6-hexanediamine		C ₁₄ H ₃₂ N ₂	4835-11-4	228.417			138 ^{3.5}		1.4470 ²⁵	
3027	3,5-Di- <i>tert</i> -butyl-2-hydroxybenzoic acid		C ₁₅ H ₂₂ O ₃	19715-19-6	250.334		163.3				s chl

 2986 3,5-Dibromopyridine	 2987 5,7-Dibromo-8-quinolinol	 2988 2,6-Dibromoquinone-4-chlorimide	 2989 1,14-Dibromotetradecane	 2990 1,2-Dibromotetrafluoroethane	 2991 2,3-Dibromothiophene
 2992 2,5-Dibromothiophene	 2993 3,4-Dibromothiophene	 2994 1,2-Dibromo-1,1,2-trifluoroethane	 2995 2,6-Dibromo-3,4,5-trihydroxybenzoic acid	 2996 3,5-Dibromo-L-tyrosine	 2997 Dibucaine
 2998 Dibucaine hydrochloride	 2999 1,4-Dibutoxybenzene	 3000 1,2-Dibutoxyethane	 3001 Dibutoxymethane	 3002 Dibutyl adipate	
 3003 Dibutylamine	 3004 Di-sec-butylamine	 3005 2-Dibutylaminoethanol	 3006 N,N-Dibutylaniline	 3007 1,4-Di-tert-butylbenzene	 3008 2,5-Di-tert-butyl-1,4-benzenediol
 3009 Dibutylbis(dodecylthio)stannane	 3010 Dibutyl carbonate	 3011 Di-tert-butyl carbonate	 3012 2,5-Di-tert-butyl-2,5-cyclohexadiene-1,4-dione		
 3013 2,6-Di-tert-butyl-2,5-cyclohexadiene-1,4-dione	 3014 2,6-Di-tert-butyl-4-(dimethylaminomethyl)phenol	 3015 2,2-Dibutyl-1,3,2-dioxastannepin-4,7-dione	 3016 Dibutyl disulfide	 3017 Di-tert-butyl disulfide	
 3018 cis-1,2-Di-tert-butylethene	 3019 Dibutyl ether	 3020 Di-sec-butyl ether	 3021 Di-tert-butyl ether	 3022 N,N'-Di-tert-butylethylenediamine	 3023 2,6-Di-tert-butyl-4-ethylphenol
 3024 N,N-Dibutylformamide	 3025 Dibutyl fumarate	 3026 N,N'-Dibutyl-1,6-hexanediamine	 3027 3,5-Di-tert-butyl-2-hydroxybenzoic acid		

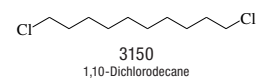
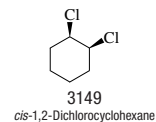
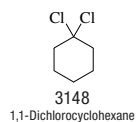
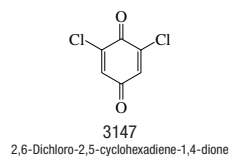
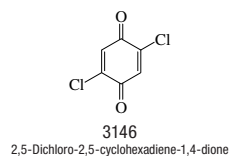
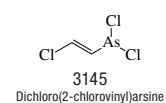
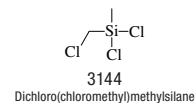
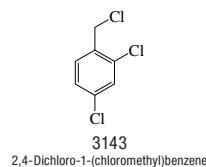
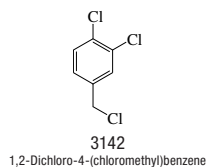
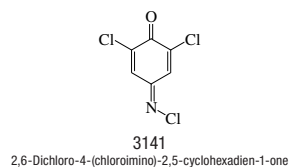
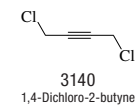
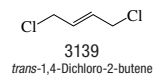
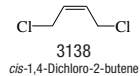
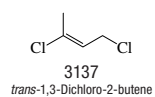
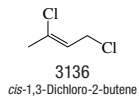
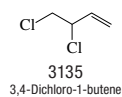
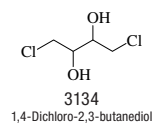
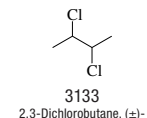
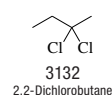
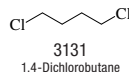
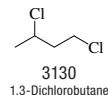
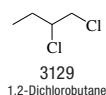
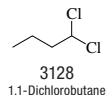
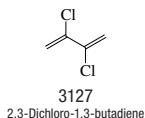
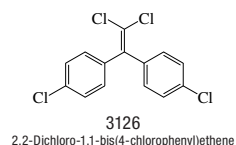
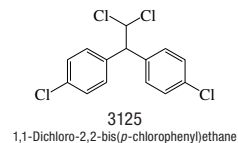
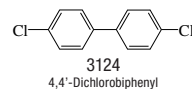
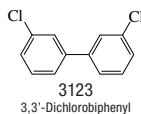
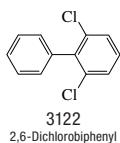
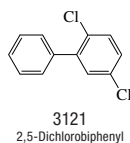
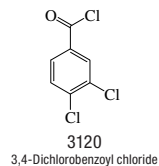
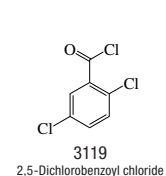
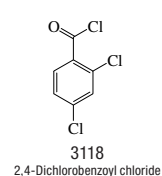
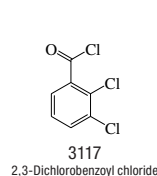
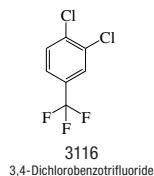
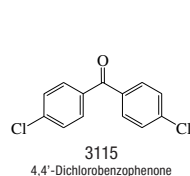
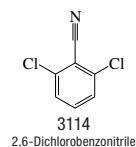
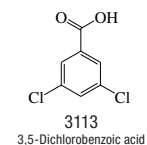
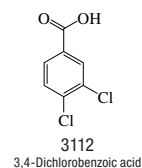
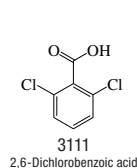
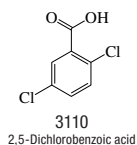
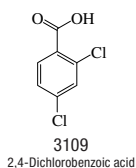
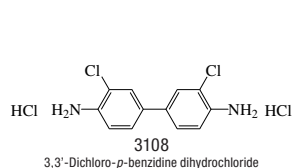
No.	Name	Synonym	Mol. Form.	CAS RN	Mol. Wt.	Physical Form	mp/°C	bp/°C	den g cm ⁻³	n _D	Solubility
3028	Di- <i>tert</i> -butyl ketone		C ₉ H ₁₈ O	815-24-7	142.238	liq	-25.2(0.2)	152(4)	0.8240 ¹⁸	1.4194 ²⁰	i H ₂ O; s EtOH, eth, ace, chl, HOAc
3029	Dibutyl maleate		C ₁₄ H ₂₀ O ₄	105-76-0	228.285		<-80	280			
3030	Dibutyl malonate		C ₁₁ H ₂₀ O ₄	1190-39-2	216.275	liq	-95(3)	253(11)	0.9824 ²⁰	1.4262 ²⁰	i H ₂ O; s EtOH, eth, ace, bz, HOAc, ctc
3031	Di- <i>tert</i> -butyl malonate		C ₁₁ H ₂₀ O ₄	541-16-2	216.275		-6	113 ³¹	1.4184 ²⁰	1.4184 ²⁹	s ace, chl
3032	Dibutylmercury		C ₈ H ₁₈ Hg	629-35-6	314.82			223	1.7779 ²⁰	1.5057 ²⁰	
3033	2,4-Di- <i>tert</i> -butyl-5-methylphenol	DBMC	C ₁₅ H ₂₄ O	497-39-2	220.351		62.1	282	0.912 ⁸⁰		i H ₂ O; s EtOH, eth, ace, bz, ctc
3034	2,4-Di- <i>tert</i> -butyl-6-methylphenol		C ₁₅ H ₂₄ O	616-55-7	220.351		51	269	0.891 ⁸⁰		i alk
3035	2,6-Di- <i>tert</i> -butyl-4-methylphenol		C ₁₅ H ₂₄ O	128-37-0	220.351		70.1(0.8)	265	0.8937 ⁷⁵	1.4859 ⁷⁵	i H ₂ O; s EtOH, ace, bz, peth; i alk
3036	Dibutyl nonanedioate		C ₁₇ H ₃₂ O ₄	2917-73-9	300.434			170 ²			sl chl
3037	Dibutyl oxalate		C ₁₀ H ₁₈ O ₄	2050-60-4	202.248	liq	-30.5	244(3)	0.9873 ²⁰	1.4234 ²⁰	i H ₂ O; s EtOH, eth
3038	Di- <i>tert</i> -butyl peroxide	DTBP	C ₈ H ₁₈ O ₂	110-05-4	146.228	liq	-40	110.0(0.2)	0.704 ²⁰	1.3890 ²⁰	i H ₂ O; msc ace; s ctc, lig
3039	2,6-Di- <i>sec</i> -butylphenol		C ₁₄ H ₂₂ O	5510-99-6	206.324	liq	-42	257.5		1.5080 ²⁰	
3040	2,4-Di- <i>tert</i> -butylphenol		C ₁₄ H ₂₂ O	96-76-4	206.324		58(1)	262(1)		1.5080 ²⁰	sl ctc; i alk
3041	2,6-Di- <i>tert</i> -butylphenol		C ₁₄ H ₂₂ O	128-39-2	206.324	pr (al)	37.5(0.3)	161 ³⁰		1.5001 ²⁰	sl EtOH; s ctc; i alk
3042	3,5-Di- <i>tert</i> -butylphenol		C ₁₄ H ₂₂ O	1138-52-9	206.324		88				
3043	Dibutyl phosphate		C ₈ H ₁₈ O ₄ P	107-66-4	210.208	oil		136 ^{0.05}	1.06 ²⁰		s ctc, BuOH
3044	Dibutyl phosphonate		C ₈ H ₁₈ O ₃ P	1809-19-4	194.209	oil		230	0.985 ²⁵	1.4220 ²⁰	
3045	Dibutyl phthalate	Butyl phthalate	C ₁₆ H ₂₂ O ₄	84-74-2	278.344	liq	-35	338(9)	1.0465 ²⁰	1.4911 ²⁰	i H ₂ O; msc EtOH, eth, bz; s ctc
3046	2,6-Di- <i>tert</i> -butylpyridine		C ₁₃ H ₂₁ N	585-48-8	191.313			120 ²⁰			
3047	Dibutyl sebacate	Butyl sebacate	C ₁₈ H ₃₄ O ₄	109-43-3	314.461	liq	-9.2(0.5)	356(9)	0.9405 ¹⁵	1.4433 ¹⁵	i H ₂ O; s eth, ctc
3048	Dibutyl succinate		C ₁₂ H ₂₂ O ₄	141-03-7	230.301	liq	-29.2	269(3)	0.9752 ²⁰	1.4299 ²⁰	i H ₂ O; s EtOH, eth, bz, ctc
3049	Di- <i>tert</i> -butyl succinate		C ₁₂ H ₂₂ O ₄	926-26-1	230.301		36.5	109 ⁹			
3050	Dibutyl sulfate	Butyl sulfate	C ₈ H ₁₈ O ₃ S	625-22-9	210.292	liq		115 ⁶			
3051	Dibutyl sulfide	Butyl sulfide	C ₈ H ₁₈ S	544-40-1	146.294	liq	-74.97(0.05)	168(4)	0.8386 ²⁰	1.4530 ²⁰	vs eth, EtOH, chl
3052	Di- <i>sec</i> -butyl sulfide		C ₈ H ₁₈ S	626-26-6	146.294			167(1)	0.8348 ²⁰	1.4506 ²⁰	i H ₂ O; vs EtOH, eth
3053	Di- <i>tert</i> -butyl sulfide		C ₈ H ₁₈ S	107-47-1	146.294	liq	-9.0	152.3(0.8)	0.815 ²⁵	1.4506 ²⁰	
3054	Dibutyl sulfite	Butyl sulfite	C ₈ H ₁₈ O ₃ S	626-85-7	194.292			230	0.9957 ²⁰	1.4310 ²⁰	s EtOH, eth
3055	Dibutyl sulfone		C ₈ H ₁₈ O ₂ S	598-04-9	178.293		44(1)	291	0.9885 ⁴⁷		i H ₂ O; s EtOH, eth
3056	Dibutyl sulfoxide		C ₈ H ₁₈ OS	2168-93-6	162.293	nd (dil al)	32(3)	290(13)	0.8317 ²³	1.4669 ²⁰	i H ₂ O; s EtOH, eth
3057	Dibutyl tartrate		C ₁₂ H ₂₂ O ₆	87-92-3	262.299	pr	22	320	1.0909 ²⁰	1.4451 ²⁰	vs H ₂ O, ace, EtOH
3058	<i>N,N'</i> -Dibutylthiourea		C ₉ H ₂₀ N ₂ S	109-46-6	188.333	nd (al)	64(1)				
3059	Dibutyltin dichloride	Dibutylchlorostannane	C ₈ H ₁₈ Cl ₂ Sn	683-18-1	303.845	solid	43.0(0.2)	135 ¹⁰			s hx, eth, thf
3060	Dibutyltin dilaurate		C ₃₂ H ₆₄ O ₄ Sn	77-58-7	631.558	ye liq or cry	23				i H ₂ O, MeOH; s eth, bz, ctc
3061	Dicapthone		C ₈ H ₉ ClNO ₃ PS	2463-84-5	297.653	cry (MeOH)	50.5(0.9)				i H ₂ O; s ace, tol, xyl, AcOEt
3062	Dicentrine		C ₂₀ H ₂₁ NO ₄	517-66-8	339.386						s chl
3063	Dichlofenthion		C ₁₀ H ₁₃ Cl ₂ O ₃ PS	97-17-6	315.153						s ctc, CS ₂
3064	Dichlofluand		C ₉ H ₁₁ Cl ₂ FN ₂ O ₂ S ₂	1085-98-9	333.229	wh pow	105.3				i H ₂ O; s ace, MeOH, xyl
3065	Dichloroacetaldehyde		C ₂ H ₂ Cl ₂ O	79-02-7	112.942			90.5	1.436 ²⁵		sl EtOH
3066	2,2-Dichloroacetamide		C ₂ H ₃ Cl ₂ NO	683-72-7	127.957		99.4	234			s H ₂ O, EtOH, eth; sl ace
3067	Dichloroacetic acid		C ₂ H ₂ Cl ₂ O ₂	79-43-6	128.942	liq	12(3)	193(3)	1.5634 ²⁰	1.4658 ²⁰	msc H ₂ O, EtOH, eth; s ace; sl ctc
3068	Dichloroacetic anhydride		C ₄ H ₂ Cl ₄ O ₃	4124-30-5	239.869		18.0	215 dec	1.574 ²⁴		
3069	1,1-Dichloroacetone		C ₃ H ₄ Cl ₂ O	513-88-2	126.969			120	1.304 ¹⁸		sl H ₂ O; s EtOH; msc eth
3070	1,3-Dichloroacetone		C ₃ H ₄ Cl ₂ O	534-07-6	126.969	pr or nd	45	173.4	1.3826 ⁴⁶	1.4716 ⁴⁰	s H ₂ O, EtOH, eth
3071	Dichloroacetoneitrile		C ₂ HCl ₂ N	3018-12-0	109.942			112.5	1.369 ²⁰	1.4391 ²⁵	s MeOH

 3028 Di-tert-butyl ketone	 3029 Dibutyl maleate	 3030 Dibutyl malonate	 3031 Di-tert-butyl malonate	 3032 Dibutylmercury			
 3033 2,4-Di-tert-butyl-5-methylphenol	 3034 2,4-Di-tert-butyl-6-methylphenol	 3035 2,6-Di-tert-butyl-4-methylphenol	 3036 Dibutyl nonanedioate				
 3037 Dibutyl oxalate	 3038 Di-tert-butyl peroxide	 3039 2,6-Di-sec-butylphenol	 3040 2,4-Di-tert-butylphenol	 3041 2,6-Di-tert-butylphenol	 3042 3,5-Di-tert-butylphenol		
 3043 Dibutyl phosphate	 3044 Dibutyl phosphonate	 3045 Dibutyl phthalate		 3046 2,6-Di-tert-butylpyridine			
 3047 Dibutyl sebacate	 3048 Dibutyl succinate	 3049 Di-tert-butyl succinate	 3050 Dibutyl sulfate				
 3051 Dibutyl sulfide	 3052 Di-sec-butyl sulfide	 3053 Di-tert-butyl sulfide	 3054 Dibutyl sulfite	 3055 Dibutyl sulfone			
 3056 Dibutyl sulfoxide	 3057 Dibutyl tartrate	 3058 N,N'-Dibutylthiourea		 3059 Dibutyltin dichloride			
 3060 Dibutyltin dilaurate		 3061 Dicapthon	 3062 Dicentrine		 3063 Dichlofenthion		
 3064 Dichlofluamid	 3065 Dichloroacetaldehyde	 3066 2,2-Dichloroacetamide	 3067 Dichloroacetic acid	 3068 Dichloroacetic anhydride	 3069 1,1-Dichloroacetone	 3070 1,3-Dichloroacetone	 3071 Dichloroacetonitrile

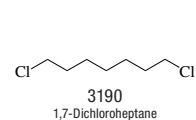
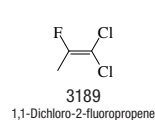
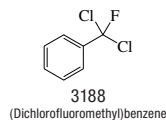
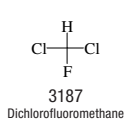
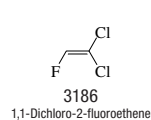
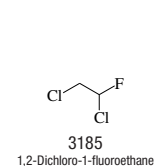
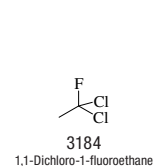
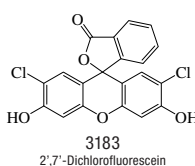
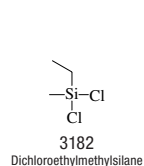
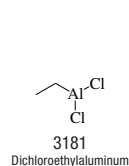
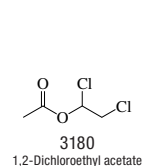
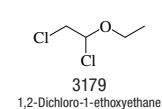
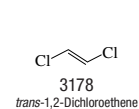
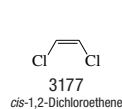
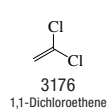
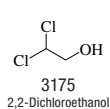
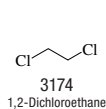
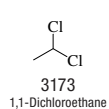
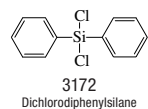
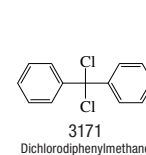
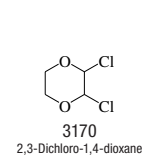
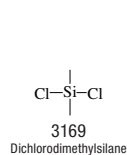
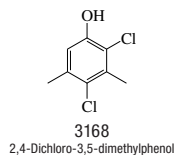
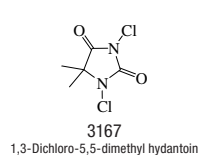
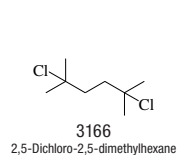
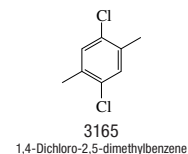
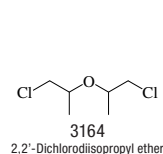
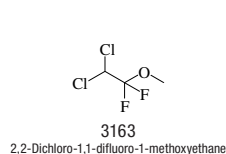
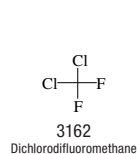
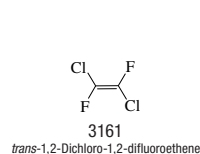
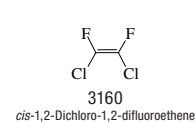
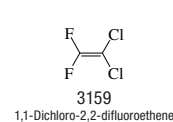
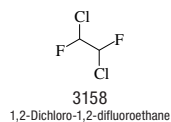
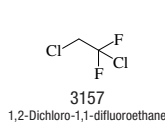
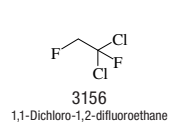
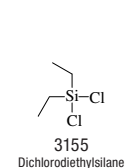
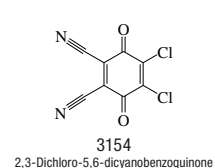
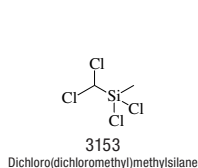
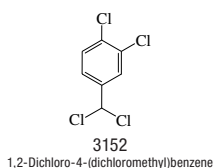
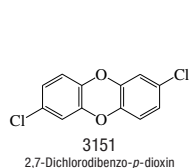
No.	Name	Synonym	Mol. Form.	CAS RN	Mol. Wt.	Physical Form	mp/°C	bp/°C	den g cm ⁻³	n _D	Solubility
3072	Dichloroacetyl chloride		C ₂ HCl ₃ O	79-36-7	147.387			108	1.5315 ¹⁶	1.4591 ²⁰	dec H ₂ O, EtOH; msc eth
3073	Dichloroacetylene		C ₂ Cl ₂	7572-29-4	94.927	liq	-66	33	1.261 ²⁰	1.42790 ²⁰	s EtOH, eth, ace
3074	4-[(Dichloroamino)sulfonyl]-benzoic acid	Halazone	C ₇ H ₅ Cl ₂ NO ₄ S	80-13-7	270.091	pr (HOAc)	195 dec				sl H ₂ O, chl; vs HOAc; i peth
3075	2,3-Dichloroaniline		C ₆ H ₅ Cl ₂ N	608-27-5	162.017	nd (lig)	24	252			s EtOH, ace; vs eth; sl bz, ctc, lig
3076	2,4-Dichloroaniline		C ₆ H ₅ Cl ₂ N	554-00-7	162.017	pr (ace) nd (dil al) (lig)	63(4)	245	1.567 ²⁰		sl H ₂ O, chl; s EtOH, eth
3077	2,5-Dichloroaniline		C ₆ H ₅ Cl ₂ N	95-82-9	162.017	nd (lig)	44.9(0.2)	250(21)			sl H ₂ O; s EtOH, eth, bz, chl, CS ₂
3078	2,6-Dichloroaniline		C ₆ H ₅ Cl ₂ N	608-31-1	162.017		39				sl H ₂ O; s EtOH, eth
3079	3,4-Dichloroaniline		C ₆ H ₅ Cl ₂ N	95-76-1	162.017	nd (lig)	72.0(0.5)	273.0(0.5)			s EtOH, eth; sl bz, chl
3080	3,5-Dichloroaniline		C ₆ H ₅ Cl ₂ N	626-43-7	162.017	nd (lig, dil al)	52	261			i H ₂ O; s EtOH, eth, ctc, lig
3081	9,10-Dichloroanthracene		C ₁₄ H ₈ Cl ₂	605-48-1	247.120	ye nd (MeCOEt or CCl ₄)	213.5				sl EtOH, eth, chl; s bz
3082	1,5-Dichloro-9,10-anthracenedione		C ₁₄ H ₆ Cl ₂ O ₂	82-46-2	277.103	ye nd (to)	252				i H ₂ O; sl EtOH, ace; s bz, HOAc
3083	1,8-Dichloro-9,10-anthracenedione		C ₁₄ H ₆ Cl ₂ O ₂	82-43-9	277.103	ye nd (HOAc)	202.5				i H ₂ O; sl EtOH; s bz, tol, PhNO ₂
3084	<i>trans</i> -4,4'-Dichloroazobenzene		C ₁₂ H ₈ Cl ₂ N ₂	1602-00-2	251.111	ye nd (ace)	189				
3085	4,4'-Dichloroazoxybenzene		C ₁₂ H ₈ Cl ₂ N ₂ O	614-26-6	267.110	ye nd (EtOH)	158				
3086	2,3-Dichlorobenzaldehyde		C ₇ H ₄ Cl ₂ O	6334-18-5	175.012	cry (dil al)	66				vs eth, EtOH
3087	2,4-Dichlorobenzaldehyde		C ₇ H ₄ Cl ₂ O	874-42-0	175.012	pr	74.1(0.3)	105 ¹⁵			i H ₂ O; s EtOH, eth, bz, chl, HOAc
3088	2,6-Dichlorobenzaldehyde		C ₇ H ₄ Cl ₂ O	83-38-5	175.012	nd (lig)	69(3)				vs eth, EtOH, lig
3089	3,4-Dichlorobenzaldehyde		C ₇ H ₄ Cl ₂ O	6287-38-3	175.012		44	247.5			i H ₂ O; s EtOH, eth; sl ctc
3090	3,5-Dichlorobenzaldehyde		C ₇ H ₄ Cl ₂ O	10203-08-4	175.012	nd or lf (dil HOAc)	65	240			vs ace, bz, eth, EtOH
3091	2,6-Dichlorobenzamide		C ₇ H ₅ Cl ₂ NO	2008-58-4	190.027	cry	198				
3092	<i>o</i> -Dichlorobenzene	1,2-Dichlorobenzene	C ₆ H ₄ Cl ₂	95-50-1	147.002	liq	-17.0(0.1)	180.2(0.3)	1.3059 ²⁰	1.5515 ²⁰	i H ₂ O; s EtOH, eth; msc ace, bz, ctc
3093	<i>m</i> -Dichlorobenzene	1,3-Dichlorobenzene	C ₆ H ₄ Cl ₂	541-73-1	147.002	liq	-24.8(0.3)	172(2)	1.2884 ²⁰	1.5459 ²⁰	i H ₂ O; s EtOH, eth, bz; msc ace
3094	<i>p</i> -Dichlorobenzene	1,4-Dichlorobenzene	C ₆ H ₄ Cl ₂	106-46-7	147.002	mcl pr, lf (ace)	53.1(0.2)	173.9(0.2)	1.2475 ⁵⁵	1.5285 ²⁰	i H ₂ O; msc EtOH, ace, bz; s eth, ctc
3095	2,5-Dichloro-1,4-benzenediamine		C ₆ H ₆ Cl ₂ N ₂	20103-09-7	177.031	pr (w)	170				
3096	2,6-Dichloro-1,4-benzenediamine		C ₆ H ₆ Cl ₂ N ₂	609-20-1	177.031	nd, pr (dil al)	125				s EtOH, eth, ace, bz
3097	3,5-Dichloro-1,2-benzenediol		C ₆ H ₄ Cl ₂ O ₂	13673-92-2	179.001	pr	83.5(0.2)				sl H ₂ O; s EtOH; vs ace
3098	4,5-Dichloro-1,2-benzenediol		C ₆ H ₄ Cl ₂ O ₂	3428-24-8	179.001	pr(chl-CS ₂) nd(bz-peth)	116.5(0.2)				s H ₂ O; vs EtOH, bz
3099	4,6-Dichloro-1,3-benzenediol		C ₆ H ₄ Cl ₂ O ₂	137-19-9	179.001		113	254			vs H ₂ O, EtOH, eth, ace; sl lig
3100	2,5-Dichloro-1,4-benzenediol		C ₆ H ₄ Cl ₂ O ₂	824-69-1	179.001	nd or pr w, ace, bz)	172.5		1.8150 ²⁴		s H ₂ O; vs EtOH, eth, ace
3101	4,5-Dichloro-1,3-benzenedisulfonamide	Dichlorphenamide	C ₆ H ₆ Cl ₂ N ₂ O ₄ S ₂	120-97-8	305.159		228.7				
3102	2,4-Dichlorobenzenemethanamine		C ₇ H ₇ Cl ₂ N	95-00-1	176.044			125 ¹³		1.5762 ²⁵	s chl
3103	2,4-Dichlorobenzenemethanol	2,4-Dichlorobenzyl alcohol	C ₇ H ₆ Cl ₂ O	1777-82-8	177.028		59.5	150 ²⁵			s chl
3104	<i>N,N</i> -Dichlorobenzenesulfonamide		C ₆ H ₅ Cl ₂ NO ₂ S	473-29-0	226.081	ye mcl or pl	76				s EtOH; sl ctc
3105	2,5-Dichlorobenzenethiol		C ₆ H ₄ Cl ₂ S	5858-18-4	179.067			115 ⁵⁰			
3106	2,2'-Dichloro- <i>p</i> -benzidine	[1,1'-Biphenyl]-4,4'-diamine, 2,2'-dichloro-	C ₁₂ H ₁₀ Cl ₂ N ₂	84-68-4	253.126	nd (w), pr (al)	165				vs eth, EtOH
3107	3,3'-Dichloro- <i>p</i> -benzidine	[1,1'-Biphenyl]-4,4'-diamine, 3,3'-dichloro-	C ₁₂ H ₁₀ Cl ₂ N ₂	91-94-1	253.126	nd	132.5				i H ₂ O; s EtOH, bz, HOAc

 3072 Dichloroacetyl chloride	 3073 Dichloroacetylene	 3074 4-[(Dichloroamino)sulfonyl]benzoic acid	 3075 2,3-Dichloroaniline	 3076 2,4-Dichloroaniline	 3077 2,5-Dichloroaniline	 3078 2,6-Dichloroaniline	 3079 3,4-Dichloroaniline
 3080 3,5-Dichloroaniline	 3081 9,10-Dichloroanthracene	 3082 1,5-Dichloro-9,10-anthracenedione	 3083 1,8-Dichloro-9,10-anthracenedione	 3084 <i>trans</i> -4,4'-Dichlorazobenzene			
 3085 4,4'-Dichlorazobenzene	 3086 2,3-Dichlorobenzaldehyde	 3087 2,4-Dichlorobenzaldehyde	 3088 2,6-Dichlorobenzaldehyde	 3089 3,4-Dichlorobenzaldehyde	 3090 3,5-Dichlorobenzaldehyde		
 3091 2,6-Dichlorobenzamide	 3092 <i>o</i> -Dichlorobenzene	 3093 <i>m</i> -Dichlorobenzene	 3094 <i>p</i> -Dichlorobenzene	 3095 2,5-Dichloro-1,4-benzenediamine	 3096 2,6-Dichloro-1,4-benzenediamine	 3097 3,5-Dichloro-1,2-benzenediol	
 3098 4,5-Dichloro-1,2-benzenediol	 3099 4,6-Dichloro-1,3-benzenediol	 3100 2,5-Dichloro-1,4-benzenediol	 3101 4,5-Dichloro-1,3-benzenedisulfonamide	 3102 2,4-Dichlorobenzenemethanamine	 3103 2,4-Dichlorobenzenemethanol		
 3104 <i>N,N</i> -Dichlorobenzenesulfonamide	 3105 2,5-Dichlorobenzenethiol	 3106 2,2'-Dichloro- <i>p</i> -benzidine			 3107 3,3'-Dichloro- <i>p</i> -benzidine		

No.	Name	Synonym	Mol. Form.	CAS RN	Mol. Wt.	Physical Form	mp/°C	bp/°C	den g cm ⁻³	n _D	Solubility
3108	3,3'-Dichloro- <i>p</i> -benzidine dihydrochloride	3,3'-Dichloro-[1,1'-biphenyl]-4,4'-diamine	C ₁₂ H ₁₂ Cl ₄ N ₂	612-83-9	326.048						i H ₂ O; vs EtOH
3109	2,4-Dichlorobenzoic acid		C ₇ H ₄ Cl ₂ O ₂	50-84-0	191.012	nd (w or bz)	164.2	sub			s H ₂ O, EtOH, eth, bz, chl; sl ace
3110	2,5-Dichlorobenzoic acid		C ₇ H ₄ Cl ₂ O ₂	50-79-3	191.012	nd (w)	154(1)	301			sl H ₂ O, DMSO; s EtOH, eth
3111	2,6-Dichlorobenzoic acid		C ₇ H ₄ Cl ₂ O ₂	50-30-6	191.012	nd (al), pr (w)	142(2)	sub			s H ₂ O, EtOH, eth, bz, chl
3112	3,4-Dichlorobenzoic acid		C ₇ H ₄ Cl ₂ O ₂	51-44-5	191.012	nd (w, al, bz)	204.5(0.4)				s H ₂ O, eth; vs EtOH; sl DMSO
3113	3,5-Dichlorobenzoic acid		C ₇ H ₄ Cl ₂ O ₂	51-36-5	191.012	nd (al, w)	187.4(0.5)	sub			sl H ₂ O, lig, DMSO; s EtOH, eth
3114	2,6-Dichlorobenzonitrile	Dichlobenil	C ₇ H ₃ Cl ₂ N	1194-65-6	172.012	cry (peth)	143.6(0.7)	270			
3115	4,4'-Dichlorobenzophenone	Bis(4-chlorophenyl) ketone	C ₁₃ H ₈ Cl ₂ O	90-98-2	251.108	pl (al)	146.8(0.3)	353	1.4500 ²⁰		i H ₂ O; s EtOH; vs eth, chl; sl ace
3116	3,4-Dichlorobenzotrifluoride	1,2-Dichloro-4-(trifluoromethyl)benzene	C ₇ H ₃ Cl ₂ F ₃	328-84-7	215.000	liq		175(3)	1.4729 ²⁵		
3117	2,3-Dichlorobenzoyl chloride		C ₇ H ₃ Cl ₃ O	2905-60-4	209.457	liq		140 ¹⁴			
3118	2,4-Dichlorobenzoyl chloride		C ₇ H ₃ Cl ₃ O	89-75-8	209.457		16.5	150 ³⁴	1.5895 ²⁰		s ctc
3119	2,5-Dichlorobenzoyl chloride		C ₇ H ₃ Cl ₃ O	2905-61-5	209.457	liq		95.4 ¹			
3120	3,4-Dichlorobenzoyl chloride		C ₇ H ₃ Cl ₃ O	3024-72-4	209.457		25	242			sl ctc
3121	2,5-Dichlorobiphenyl		C ₁₂ H ₈ Cl ₂	34883-39-1	223.098			182 ³⁰			i H ₂ O
3122	2,6-Dichlorobiphenyl		C ₁₂ H ₈ Cl ₂	33146-45-1	223.098	cry	34.7(0.5)				i H ₂ O
3123	3,3'-Dichlorobiphenyl		C ₁₂ H ₈ Cl ₂	2050-67-1	223.098	nd (dil al)	29	320			vs bz, eth, EtOH
3124	4,4'-Dichlorobiphenyl		C ₁₂ H ₈ Cl ₂	2050-68-2	223.098	pr or nd (al, to-peth)	148(2)	317	1.4420 ⁰		i H ₂ O; sl EtOH, chl; s bz
3125	1,1-Dichloro-2,2-bis(<i>p</i> -chlorophenyl)ethane		C ₁₄ H ₁₀ Cl ₄	72-54-8	320.041		109(1)	193 ¹			sl chl
3126	2,2-Dichloro-1,1-bis(4-chlorophenyl)ethene		C ₁₄ H ₈ Cl ₄	72-55-9	318.026		89.8(0.3)				
3127	2,3-Dichloro-1,3-butadiene		C ₄ H ₄ Cl ₂	1653-19-6	122.981			101(15)	1.1829 ²⁰	1.4890 ²⁰	vs chl
3128	1,1-Dichlorobutane	Butylidene chloride	C ₄ H ₈ Cl ₂	541-33-3	127.013			115(6)	1.0863 ²⁰	1.4355 ²⁰	i H ₂ O; s chl
3129	1,2-Dichlorobutane		C ₄ H ₈ Cl ₂	616-21-7	127.013			123.9(0.8)	1.1116 ²⁵	1.4450 ²⁰	i H ₂ O; s eth, chl; sl ctc
3130	1,3-Dichlorobutane		C ₄ H ₈ Cl ₂	1190-22-3	127.013			133.7(0.7)	1.1158 ²⁰	1.4445 ²⁰	i H ₂ O; s eth, chl; sl ctc
3131	1,4-Dichlorobutane		C ₄ H ₈ Cl ₂	110-56-5	127.013	liq	-38.7(0.4)	155(3)	1.1331 ²⁵	1.4522 ²⁵	i H ₂ O; vs chl
3132	2,2-Dichlorobutane		C ₄ H ₈ Cl ₂	4279-22-5	127.013	liq	-74	102(6)	1.1048 ²⁵	1.4295	i H ₂ O; s chl
3133	2,3-Dichlorobutane, (±)-		C ₄ H ₈ Cl ₂	2211-67-8	127.013	liq	-80	119	1.105 ²⁵	1.4409 ²⁵	i H ₂ O
3134	1,4-Dichloro-2,3-butanediol		C ₄ H ₆ Cl ₂ O ₂	2419-73-0	159.012		126.5	150 ³⁰			vs EtOH
3135	3,4-Dichloro-1-butene		C ₄ H ₆ Cl ₂	760-23-6	124.997	liq	-61(5)	116	1.1170 ²⁰	1.4641 ²⁰	i H ₂ O; s EtOH, eth, ctc; vs chl, bz
3136	<i>cis</i> -1,3-Dichloro-2-butene		C ₄ H ₆ Cl ₂	10075-38-4	124.997			127(16)	1.1605 ²⁰	1.4735 ²⁰	vs ace, bz, eth, EtOH
3137	<i>trans</i> -1,3-Dichloro-2-butene		C ₄ H ₆ Cl ₂	7415-31-8	124.997			132	1.160 ²⁰	1.4719 ²⁰	vs ace, bz, eth, EtOH
3138	<i>cis</i> -1,4-Dichloro-2-butene		C ₄ H ₆ Cl ₂	1476-11-5	124.997	liq	-42(2)	149(11)	1.188 ²⁵	1.4887 ²⁵	vs ace, bz, eth, EtOH
3139	<i>trans</i> -1,4-Dichloro-2-butene		C ₄ H ₆ Cl ₂	110-57-6	124.997	col liq	3(2)	155.4	1.183 ²⁵	1.4871 ²⁵	vs ace, bz, eth, EtOH
3140	1,4-Dichloro-2-butyne		C ₄ H ₄ Cl ₂	821-10-3	122.981			164(15)	1.258 ²⁰	1.5058 ²⁰	s eth, ace; sl ctc; vs chl
3141	2,6-Dichloro-4-(chloroimino)-2,5-cyclohexadien-1-one	Gibbs' reagent	C ₆ H ₂ Cl ₃ NO	101-38-2	210.445		66				
3142	1,2-Dichloro-4-(chloromethyl)-benzene		C ₇ H ₅ Cl ₃	102-47-6	195.474		37.5	241			i H ₂ O; s EtOH, ctc
3143	2,4-Dichloro-1-(chloromethyl)-benzene		C ₇ H ₅ Cl ₃	94-99-5	195.474			120 ¹³			
3144	Dichloro(chloromethyl)-methylsilane		C ₂ H ₅ Cl ₃ Si	1558-33-4	163.506			121.5	1.2858 ²⁰	1.4500 ²⁰	
3145	Dichloro(2-chlorovinyl)arsine		C ₂ H ₂ AsCl ₃	541-25-3	207.318	liq	0.1	190	1.888 ²⁰		
3146	2,5-Dichloro-2,5-cyclohexadiene-1,4-dione		C ₆ H ₂ Cl ₂ O ₂	615-93-0	176.985	pa ye mcl pr (al)	162.3				i H ₂ O; sl EtOH; s eth, chl
3147	2,6-Dichloro-2,5-cyclohexadiene-1,4-dione		C ₆ H ₂ Cl ₂ O ₂	697-91-6	176.985	ye orth (lig, bz)	121.8				sl H ₂ O, EtOH; s chl
3148	1,1-Dichlorocyclohexane		C ₆ H ₁₀ Cl ₂	2108-92-1	153.049	liq	-36.6(0.1)	171	1.1559 ²⁰	1.4803 ²⁰	
3149	<i>cis</i> -1,2-Dichlorocyclohexane		C ₆ H ₁₀ Cl ₂	10498-35-8	153.049	liq	-5(3)	191(10)	1.2021 ²⁰	1.4967 ²⁰	vs bz
3150	1,10-Dichlorodecane		C ₁₀ H ₂₀ Cl ₂	2162-98-3	211.172		15.6(0.5)	167 ²⁸	0.9945 ²⁵	1.4586 ²⁵	



No.	Name	Synonym	Mol. Form.	CAS RN	Mol. Wt.	Physical Form	mp/°C	bp/°C	den g cm ⁻³	n _D	Solubility
3151	2,7-Dichlorodibenzo- <i>p</i> -dioxin		C ₁₂ H ₆ Cl ₂ O ₂	33857-26-0	253.081	cry	210.0(0.5)				
3152	1,2-Dichloro-4-(dichloromethyl)benzene		C ₇ H ₄ Cl ₄	56961-84-3	229.919			257	1.515 ²²		vs bz, eth, EtOH
3153	Dichloro(dichloromethyl)-methylsilane		C ₂ H ₄ Cl ₄ Si	1558-31-2	197.951			149	1.4116 ²⁰	1.4700 ²⁰	
3154	2,3-Dichloro-5,6-dicyanobenzoquinone		C ₈ Cl ₂ N ₂ O ₂	84-58-2	227.004	ye-oran cry	214.5				vs bz, HOAc, diox
3155	Dichlorodiethylsilane		C ₄ H ₁₀ Cl ₂ Si	1719-53-5	157.114		-96.5	130(2)	1.0504 ²⁰	1.4309 ²⁰	
3156	1,1-Dichloro-1,2-difluoroethane		C ₂ H ₂ Cl ₂ F ₂	25915-78-0	134.940	col liq		48.4			
3157	1,2-Dichloro-1,1-difluoroethane		C ₂ H ₂ Cl ₂ F ₂	1649-08-7	134.940	liq	-101.2	47(1)	1.4163 ²⁰	1.36193 ²⁰	sl H ₂ O
3158	1,2-Dichloro-1,2-difluoroethane		C ₂ H ₂ Cl ₂ F ₂	431-06-1	134.940	liq	-101.2	59.6	1.4163 ²⁰	1.3619 ²⁰	
3159	1,1-Dichloro-2,2-difluoroethene	1,1-Dichloro-2,2-difluoroethylene	C ₂ Cl ₂ F ₂	79-35-6	132.924	vol liq or gas	-116	19	1.555 ²⁰	1.383 ²⁰	
3160	<i>cis</i> -1,2-Dichloro-1,2-difluoroethene	Refrigerant 1112	C ₂ Cl ₂ F ₂	311-81-9	132.924	vol liq	-119.6	21.1	1.495 ⁰		
3161	<i>trans</i> -1,2-Dichloro-1,2-difluoroethene		C ₂ Cl ₂ F ₂	381-71-5	132.924	vol liq	-93.3	22	1.494 ⁰		
3162	Dichlorodifluoromethane	Refrigerant 12	CCl ₂ F ₂	75-71-8	120.914	col gas	-157.05(0.01)	-29.8(0.1)			sl H ₂ O; s EtOH, eth, HOAc
3163	2,2-Dichloro-1,1-difluoro-1-methoxyethane	Methoxyflurane	C ₃ H ₄ Cl ₂ F ₂ O	76-38-0	164.966	col liq	-35	105	1.43 ²⁰	1.3861 ²⁰	
3164	2,2'-Dichlorodiisopropyl ether		C ₆ H ₁₂ Cl ₂ O	108-60-1	171.064			184(3)	1.103 ²⁰	1.4505 ²⁰	i H ₂ O; msc EtOH, eth, ace; vs bz
3165	1,4-Dichloro-2,5-dimethylbenzene		C ₈ H ₈ Cl ₂	1124-05-6	175.056		71	222			s chl
3166	2,5-Dichloro-2,5-dimethylhexane		C ₈ H ₁₆ Cl ₂	6223-78-5	183.119	lf, nd	63(3)		0.9543 ²⁰		vs bz, eth, EtOH, chl
3167	1,3-Dichloro-5,5-dimethylhydantoin		C ₅ H ₆ Cl ₂ N ₂ O ₂	118-52-5	197.019	pr	132		1.5 ²⁰		sl H ₂ O; s chl, ctc, bz
3168	2,4-Dichloro-3,5-dimethylphenol	Dichloroxylenol	C ₈ H ₈ Cl ₂ O	133-53-9	191.055		83				vs eth
3169	Dichlorodimethylsilane		C ₂ H ₆ Cl ₂ Si	75-78-5	129.061	liq	-16	70.5(0.5)	1.064 ²⁵	1.4038 ²⁰	dec H ₂ O, EtOH
3170	2,3-Dichloro-1,4-dioxane		C ₄ H ₆ Cl ₂ O ₂	95-59-0	156.996		30	81 ¹⁰	1.468 ²⁰	1.4928 ²⁰	i H ₂ O; vs eth, ace, bz, ctc, diox
3171	Dichlorodiphenylmethane		C ₁₂ H ₁₀ Cl ₂	2051-90-3	237.124			299(17)	1.235 ¹⁸		s eth, bz, ctc
3172	Dichlorodiphenylsilane		C ₁₂ H ₁₀ Cl ₂ Si	80-10-4	253.199			304(3)	1.204 ²⁵	1.5800 ²⁰	s EtOH, eth, ace, bz, ctc
3173	1,1-Dichloroethane	Ethylidene dichloride	C ₂ H ₄ Cl ₂	75-34-3	98.959	liq	-96.93(0.06)	56.3(0.7)	1.1757 ²⁰	1.4164 ²⁰	sl H ₂ O; vs EtOH, eth; s ace, bz
3174	1,2-Dichloroethane	Ethylene dichloride	C ₂ H ₄ Cl ₂	107-06-2	98.959	liq	-35.6(0.2)	83.4(0.1)	1.2454 ²⁵	1.4422 ²⁵	sl H ₂ O; vs EtOH; msc eth; s ace, bz, chl
3175	2,2-Dichloroethanol		C ₂ H ₄ Cl ₂ O	598-38-9	114.958			147(15)	1.4040 ²⁵	1.4626 ²⁵	sl H ₂ O, ctc; s EtOH, eth
3176	1,1-Dichloroethene	Vinylidene chloride	C ₂ H ₂ Cl ₂	75-35-4	96.943	liq	-122.5(0.1)	31.6(0.3)	1.213 ²⁰	1.4249 ²⁰	i H ₂ O; s EtOH, ace, bz; vs eth, chl
3177	<i>cis</i> -1,2-Dichloroethene	<i>cis</i> -1,2-Dichloroethylene	C ₂ H ₂ Cl ₂	156-59-2	96.943	liq	-80.0(0.2)	60(2)	1.2837 ²⁰	1.4490 ²⁰	sl H ₂ O; msc EtOH, eth, ace; vs bz, chl
3178	<i>trans</i> -1,2-Dichloroethene	<i>trans</i> -1,2-Dichloroethylene	C ₂ H ₂ Cl ₂	156-60-5	96.943	liq	-49.8(0.2)	47.64(0.08)	1.2565 ²⁰	1.4454 ²⁰	sl H ₂ O; msc EtOH, eth, ace; vs bz, chl
3179	1,2-Dichloro-1-ethoxyethane		C ₄ H ₈ Cl ₂ O	623-46-1	143.012			144(4)	1.1370 ²⁰	1.4435 ²⁰	sl chl
3180	1,2-Dichloroethyl acetate		C ₄ H ₆ Cl ₂ O ₂	10140-87-1	156.996	liq		79 ³³			
3181	Dichloroethylaluminum	Ethylaluminum chloride	C ₂ H ₅ AlCl ₂	563-43-9	126.949	hyg solid or liq	32	115 ⁵⁰	1.207		reac H ₂ O
3182	Dichloroethylmethylsilane		C ₃ H ₆ Cl ₂ Si	4525-44-4	143.088			101	1.0047 ²⁰	1.4197 ²⁰	
3183	2',7'-Dichlorofluorescein	2',7'-Dichloro-3,6-fluorandiol	C ₂₀ H ₁₀ Cl ₂ O ₅	76-54-0	401.196						sl DMSO
3184	1,1-Dichloro-1-fluoroethane	HCFC-141b	C ₂ H ₃ Cl ₂ F	1717-00-6	116.949	liq	-103.5(0.5)	32.05(0.09)	1.250 ¹⁰	1.3600 ¹⁰	i H ₂ O
3185	1,2-Dichloro-1-fluoroethane		C ₂ H ₃ Cl ₂ F	430-57-9	116.949	liq	-60	74(4)	1.3814 ²⁰	1.4132 ²⁰	
3186	1,1-Dichloro-2-fluoroethene	1,1-Dichloro-2-fluoroethylene	C ₂ HCl ₂ F	359-02-4	114.933	liq	-108.8	38(21)	1.3732 ¹⁶	1.4031 ¹⁶	
3187	Dichlorofluoromethane	Refrigerant 21	CHCl ₂ F	75-43-4	102.923	col gas	-130.4	8.9	1.405 ⁹	1.3724 ⁹	i H ₂ O; s EtOH, eth, ctc, chl, HOAc
3188	(Dichlorofluoromethyl)benzene		C ₇ H ₅ Cl ₂ F	498-67-9	179.019	liq	-26.8	179	1.3138 ¹¹	1.5180 ¹¹	vs EtOH
3189	1,1-Dichloro-2-fluoropropene		C ₃ H ₃ Cl ₂ F	430-95-5	128.960			78	1.3026 ²⁵	1.4196 ²⁵	
3190	1,7-Dichloroheptane		C ₇ H ₁₄ Cl ₂	821-76-1	169.092			124 ³⁵	1.0408 ²⁵	1.4565 ²⁵	

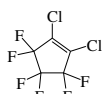


No.	Name	Synonym	Mol. Form.	CAS RN	Mol. Wt.	Physical Form	mp/°C	bp/°C	den g cm ⁻³	<i>n</i> _D	Solubility
3191	1,2-Dichloro-1,2,3,3,4,4-hexafluorocyclobutane		C ₄ Cl ₂ F ₆	356-18-3	232.939	liq	-24.2	59.5			
3192	1,2-Dichloro-3,3,4,4,5,5-hexafluorocyclopentene		C ₅ Cl ₂ F ₆	706-79-6	244.949	liq	-105.8	90.7	1.6546 ²⁰	1.3676 ²⁰	
3193	1,2-Dichloro-1,1,2,2,3,3-hexafluoropropane		C ₃ Cl ₂ F ₆	661-97-2	220.928			34(2)			i H ₂ O
3194	1,3-Dichloro-1,1,2,2,3,3-hexafluoropropane	Refrigerant 216	C ₃ Cl ₂ F ₆	662-01-1	220.928	liq	-125.4	35.7	1.573 ²⁰	1.3030 ²⁰	
3195	1,5-Dichloro-1,1,3,3,5,5-hexamethyltrisiloxane		C ₆ H ₁₈ Cl ₂ O ₂ Si ₃	3582-71-6	277.369	liq	-53	184	1.018 ²⁰		dec H ₂ O
3196	1,2-Dichlorohexane		C ₆ H ₁₂ Cl ₂	2162-92-7	155.065			172.2(0.9)	1.085 ¹⁵		vs eth, chl
3197	1,6-Dichlorohexane		C ₆ H ₁₂ Cl ₂	2163-00-0	155.065			205(1)	1.0676 ²⁵	1.4555 ²⁵	i H ₂ O; s eth, ctc, chl
3198	3,5-Dichloro-2-hydroxybenzaldehyde		C ₇ H ₄ Cl ₂ O ₂	90-60-8	191.012	ye orth (HOAc)	95				i H ₂ O
3199	3,5-Dichloro-2-hydroxybenzoic acid		C ₇ H ₄ Cl ₂ O ₃	320-72-9	207.011	nd (dil al) orth pr	220.5	sub			sl H ₂ O; vs EtOH, eth
3200	2,6-Dichloroindophenol, sodium salt	Tillman's reagent	C ₁₂ H ₆ Cl ₂ NNaO ₂	620-45-1	290.078	dk grn cry					s H ₂ O, EtOH, ace
3201	5,6-Dichloro-1,3-isobenzofurandione	4,5-Dichlorophthalic anhydride	C ₈ H ₂ Cl ₂ O ₃	942-06-3	217.006	tab or pr (to)	188	313			vs eth, EtOH, tol
3202	Dichloromethane	Methylene chloride	CH ₂ Cl ₂	75-09-2	84.933	liq	-95(2)	39.8(0.3)	1.3266 ²⁰	1.4242 ²⁰	sl H ₂ O; msc EtOH, eth; s ctc
3203	1,2-Dichloro-3-methoxybenzene		C ₇ H ₆ Cl ₂ O	1984-59-4	177.028		31.0(0.4)				
3204	1,3-Dichloro-2-methoxybenzene	2,6-Dichloroanisole	C ₇ H ₆ Cl ₂ O	1984-65-2	177.028	liq	10	105 ²⁰	1.291	1.5430 ²⁰	
3205	2,4-Dichloro-1-methoxybenzene		C ₇ H ₆ Cl ₂ O	553-82-2	177.028	pr	28.5	232			sl chl
3206	3,6-Dichloro-2-methoxybenzoic acid	Dicamba	C ₈ H ₆ Cl ₂ O ₃	1918-00-9	221.038	cry (pent)	114.9(0.8)		1.57 ²⁵		
3207	(Dichloromethyl)benzene	Benzal chloride	C ₇ H ₆ Cl ₂	98-87-3	161.029	liq	-17.0(0.5)	205	1.26 ²⁵	1.5502 ²⁰	i H ₂ O; vs eth, EtOH
3208	<i>N,N</i> -Dichloro-4-methylbenzenesulfonamide	Dichloramine-T	C ₇ H ₇ Cl ₂ NO ₂ S	473-34-7	240.108	pr(chl-peth)	83				i H ₂ O; s EtOH, eth, bz, ctc, HOAc
3209	Dichloromethylborane	Methylidichloroborane	CH ₃ BCl ₂	7318-78-7	96.752	col gas		11			
3210	2,3-Dichloro-2-methylbutane	Amylene dichloride	C ₅ H ₁₀ Cl ₂	507-45-9	141.038			129	1.0696 ¹⁵	1.4450 ¹⁸	i H ₂ O; vs eth, EtOH
3211	1,1-Dichloromethyl methyl ether	Methoxydichloromethane	C ₂ H ₄ Cl ₂ O	4885-02-3	114.958			86(9)	1.271 ²⁵	1.4300 ²⁰	
3212	2,4-Dichloro-3-methylphenol		C ₇ H ₆ Cl ₂ O	17788-00-0	177.028	pr (peth)	58	236			vs eth, chl
3213	2,4-Dichloro-6-methylphenol		C ₇ H ₆ Cl ₂ O	1570-65-6	177.028	nd (w, peth)	55				sl H ₂ O; vs EtOH, eth, chl, CS ₂
3214	2,6-Dichloro-4-methylphenol		C ₇ H ₆ Cl ₂ O	2432-12-4	177.028	nd (lig)	39	231			i H ₂ O; vs eth, EtOH, HOAc
3215	Dichloromethylphenylsilane		C ₇ H ₆ Cl ₂ Si	149-74-6	191.131			206(3)	1.1866 ²⁰	1.5180 ²⁰	
3216	Dichloromethylphosphine	Methylphosphonous dichloride	CH ₃ Cl ₂ P	676-83-5	116.915			12 ⁵⁰	1.304 ²⁰	1.4940 ²⁰	
3217	1,2-Dichloro-2-methylpropane	1,2-Dichloroisobutane	C ₄ H ₈ Cl ₂	594-37-6	127.013			108(2)	1.093 ²⁰	1.4370 ²⁰	i H ₂ O; msc EtOH, eth, ace, bz, ctc
3218	2,4-Dichloro-5-methylpyrimidine		C ₅ H ₄ Cl ₂ N ₂	1780-31-0	163.004	pl (al)	26	235			sl H ₂ O; vs EtOH, eth, bz, chl
3219	2,4-Dichloro-6-methylpyrimidine		C ₅ H ₄ Cl ₂ N ₂	5424-21-5	163.004	nd (lig)	46.5	219			vs bz, eth, EtOH, chl
3220	Dichloromethylsilane		CH ₃ Cl ₂ Si	75-54-7	115.035	liq	-93	40.9(0.1)	1.105 ²⁵		
3221	1,2-Dichloronaphthalene		C ₁₀ H ₆ Cl ₂	2050-69-3	197.061	pl (al)	36	295(26)	1.3147 ⁴⁹	1.5338 ⁴⁹	s EtOH, eth
3222	1,3-Dichloronaphthalene		C ₁₀ H ₆ Cl ₂	2198-75-6	197.061	nd or pr (al)	62.3	291			s EtOH
3223	1,4-Dichloronaphthalene		C ₁₀ H ₆ Cl ₂	1825-31-6	197.061	nd or pr (al, ace)	67.5	288	1.2997 ⁷⁶	1.6228 ⁷⁶	i H ₂ O; sl EtOH; s eth, bz, HOAc; vs ace
3224	1,5-Dichloronaphthalene		C ₁₀ H ₆ Cl ₂	1825-30-5	197.061	nd or lf (al) pr (sub)	107	sub	1.4900 ²⁰		i H ₂ O; sl EtOH; s eth
3225	1,6-Dichloronaphthalene		C ₁₀ H ₆ Cl ₂	2050-72-8	197.061	nd or pr (al, peth)	49	sub			
3226	1,7-Dichloronaphthalene		C ₁₀ H ₆ Cl ₂	2050-73-9	197.061	nd or pr (al, HOAc)	63.5	285.5	1.2611 ¹⁰⁰	1.6092 ¹⁰⁰	s EtOH, eth, bz, HOAc
3227	1,8-Dichloronaphthalene		C ₁₀ H ₆ Cl ₂	2050-74-0	197.061	orth pl (hx) nd (al, sub)	89	sub	1.2924 ¹⁰⁰	1.6236 ¹⁰⁰	s EtOH, peth
3228	2,3-Dichloronaphthalene		C ₁₀ H ₆ Cl ₂	2050-75-1	197.061	orth lf (al)	120				i H ₂ O; sl EtOH; vs eth



3191

1,2-Dichloro-1,2,3,3,4,4-hexafluorocyclobutane



3192

1,2-Dichloro-3,3,4,4,5,5-hexafluorocyclopentene



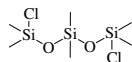
3193

1,2-Dichloro-1,1,2,3,3,3-hexafluoropropane



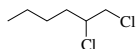
3194

1,3-Dichloro-1,1,2,2,3,3-hexafluoropropane



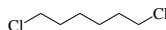
3195

1,5-Dichloro-1,1,3,3,5,5-hexamethyltrisiloxane



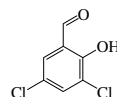
3196

1,2-Dichlorohexane



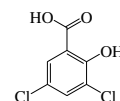
3197

1,6-Dichlorohexane



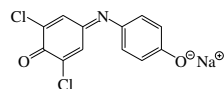
3198

3,5-Dichloro-2-hydroxybenzaldehyde



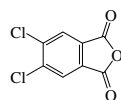
3199

3,5-Dichloro-2-hydroxybenzoic acid



3200

2,6-Dichloroindophenol, sodium salt



3201

5,6-Dichloro-1,3-isobenzofurandione



3202

Dichloromethane



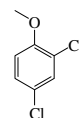
3203

1,2-Dichloro-3-methoxybenzene



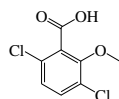
3204

1,3-Dichloro-2-methoxybenzene



3205

2,4-Dichloro-1-methoxybenzene



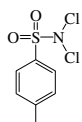
3206

3,6-Dichloro-2-methoxybenzoic acid



3207

(Dichloromethyl)benzene



3208

N,N-Dichloro-4-methylbenzenesulfonamide



3209

Dichloromethylborane



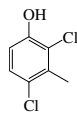
3210

2,3-Dichloro-2-methylbutane



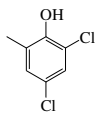
3211

1,1-Dichloromethyl methyl ether



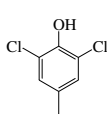
3212

2,4-Dichloro-3-methylphenol



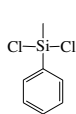
3213

2,4-Dichloro-6-methylphenol



3214

2,6-Dichloro-4-methylphenol



3215

Dichloromethylphenylsilane



3216

Dichloromethylphosphine



3217

1,2-Dichloro-2-methylpropane



3218

2,4-Dichloro-5-methylpyrimidine



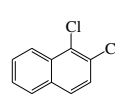
3219

2,4-Dichloro-6-methylpyrimidine



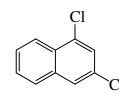
3220

Dichloromethylsilane



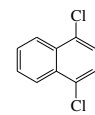
3221

1,2-Dichloronaphthalene



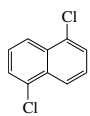
3222

1,3-Dichloronaphthalene



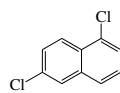
3223

1,4-Dichloronaphthalene



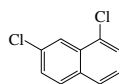
3224

1,5-Dichloronaphthalene



3225

1,6-Dichloronaphthalene



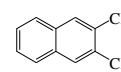
3226

1,7-Dichloronaphthalene



3227

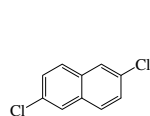
1,8-Dichloronaphthalene



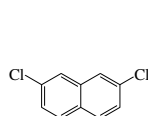
3228

2,3-Dichloronaphthalene

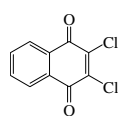
No.	Name	Synonym	Mol. Form.	CAS RN	Mol. Wt.	Physical Form	mp/°C	bp/°C	den g cm ⁻³	n _D	Solubility
3229	2,6-Dichloronaphthalene		C ₁₀ H ₆ Cl ₂	2065-70-5	197.061	nd or lf (al) pl (eth, bz)	140.5	285			sl EtOH; s eth, bz, chl, HOAc
3230	2,7-Dichloronaphthalene		C ₁₀ H ₆ Cl ₂	2198-77-8	197.061	pl or lf (al)	115.0				vs EtOH; s hx, HOAc
3231	2,3-Dichloro-1,4-naphthalenedione	Dichlone	C ₁₀ H ₄ Cl ₂ O ₂	117-80-6	227.044	ye nd (al)	196.4(0.5)				i H ₂ O; sl EtOH, eth, bz; s chl
3232	2,4-Dichloro-1-naphthol	2,4-Dichloro- α -naphthol	C ₁₀ H ₆ Cl ₂ O	2050-76-2	213.060	nd (al, bz)	107.5	180			vs bz, eth, EtOH
3233	2,6-Dichloro-4-nitroaniline		C ₆ H ₄ Cl ₂ N ₂ O ₂	99-30-9	207.014	ye nd (al, HOAc)	193.8(0.8)				s EtOH, acid; sl DMSO
3234	1,2-Dichloro-3-nitrobenzene		C ₆ H ₃ Cl ₂ NO ₂	3209-22-1	192.000	mcl nd (peth, HOAc)	60.7(0.6)	257.5	1.721 ¹⁴		i H ₂ O; s EtOH, eth, ace, bz, peth; sl chl
3235	1,2-Dichloro-4-nitrobenzene		C ₆ H ₃ Cl ₂ NO ₂	99-54-7	192.000	nd (al)	41.0(0.2)	255.5	1.4558 ⁷⁵		i H ₂ O; s EtOH, eth; sl ctc
3236	1,3-Dichloro-5-nitrobenzene		C ₆ H ₃ Cl ₂ NO ₂	618-62-2	192.000	mcl pr or lf (HOAc, al)	65(2)		1.4000 ¹⁰⁰		i H ₂ O; s EtOH, eth
3237	1,4-Dichloro-2-nitrobenzene		C ₆ H ₃ Cl ₂ NO ₂	89-61-2	192.000	pl or pr (al) pl (AcOEt)	53.5(0.2)	267(10)	1.439 ⁷⁵	1.4390 ⁷⁵	i H ₂ O; s EtOH, eth, bz, CS ₂ ; sl ctc
3238	2,4-Dichloro-1-nitrobenzene		C ₆ H ₃ Cl ₂ NO ₂	611-06-3	192.000	nd (al)	33(2)	258.5	1.4790 ⁸⁰	1.5512 ⁷⁰	i H ₂ O; s EtOH, eth; sl chl
3239	1,1-Dichloro-1-nitroethane	Ethide	C ₂ H ₃ Cl ₂ NO ₂	594-72-9	143.957			123.5			s ctc
3240	2,6-Dichloro-4-nitrophenol		C ₆ H ₃ Cl ₂ NO ₃	618-80-4	207.999	br nd (w)	127 exp		1.822 ²⁵		vs eth, chl
3241	1,1-Dichloro-1-nitropropane		C ₃ H ₅ Cl ₂ NO ₂	595-44-8	157.984			145	1.312 ²⁰		s ctc
3242	1,9-Dichlorononane		C ₉ H ₁₇ Cl ₂	821-99-8	197.145			241(12)	1.0173 ²⁵	1.4586 ²⁵	
3243	1,8-Dichlorooctane		C ₈ H ₁₅ Cl ₂	2162-99-4	183.119			246(1)	1.0248 ²⁵	1.4572 ²⁵	
3244	1,3-Dichloro-1,1,2,2,3-pentafluoropropane	HCFC-225cb	C ₃ HCl ₂ F ₅	507-55-1	202.938	liq		55(2)	1.55 ²⁵		
3245	3,3-Dichloro-1,1,1,2,2-pentafluoropropane	Refrigerant 225ca	C ₃ HCl ₂ F ₅	422-56-0	202.938	liq		50(2)	1.54 ²⁵		
3246	1,2-Dichloropentane		C ₅ H ₁₀ Cl ₂	1674-33-5	141.038			148.2(0.7)	1.0872 ²⁰	1.4485 ²⁰	i H ₂ O; s EtOH; vs chl
3247	1,5-Dichloropentane		C ₅ H ₁₀ Cl ₂	628-76-2	141.038	liq	-72.8	182.9(0.8)	1.0956 ²⁵	1.4545 ²⁵	i H ₂ O; s EtOH, eth, bz, ctc
3248	2,3-Dichloropentane		C ₅ H ₁₀ Cl ₂	600-11-3	141.038	liq	-77.3	143(4)	1.0789 ²⁰	1.4464 ²⁰	i H ₂ O
3249	Dichlorophene		C ₁₂ H ₁₀ Cl ₂ O ₂	97-23-4	269.123	cry (bz, peth)	177.5				i H ₂ O; s EtOH, ace
3250	2,3-Dichlorophenol		C ₆ H ₄ Cl ₂ O	576-24-9	163.001	cry (lig, bz)	56.8(0.3)				s EtOH, eth, bz, lig
3251	2,4-Dichlorophenol		C ₆ H ₄ Cl ₂ O	120-83-2	163.001	hex nd (bz)	43(2)	210			sl H ₂ O; s EtOH, eth, bz, chl
3252	2,5-Dichlorophenol		C ₆ H ₄ Cl ₂ O	583-78-8	163.001	pr (bz, peth)	57.8(0.3)	222(8)			sl H ₂ O; vs EtOH, eth; s bz, peth
3253	2,6-Dichlorophenol		C ₆ H ₄ Cl ₂ O	87-65-0	163.001	nd (peth)	66.6(0.4)	226(4)	1.653 ²⁰		vs EtOH, eth; s bz, peth
3254	3,4-Dichlorophenol		C ₆ H ₄ Cl ₂ O	95-77-2	163.001	nd (bz-peth)	67.8(0.3)	253			sl H ₂ O; vs EtOH, eth; s bz, peth
3255	3,5-Dichlorophenol		C ₆ H ₄ Cl ₂ O	591-35-5	163.001	pr (peth)	67.8(0.3)	233			sl H ₂ O; vs EtOH, eth; s peth
3256	(2,4-Dichlorophenoxy)acetic acid	2,4-D	C ₈ H ₆ Cl ₂ O ₃	94-75-7	221.038	cry (bz)	140(2)	160 ^{9,4}			i H ₂ O; s EtOH; sl bz, DMSO
3257	4-(2,4-Dichlorophenoxy)-butanoic acid	Butyrac 118	C ₁₀ H ₁₀ Cl ₂ O ₃	94-82-6	249.090		118(2)				
3258	2-(2,4-Dichlorophenoxy)-propanoic acid	Dichlorprop	C ₉ H ₈ Cl ₂ O ₃	120-36-5	235.064		116.6(0.3)				sl H ₂ O, lig; s EtOH, eth
3259	Dichlorophenylarsine		C ₆ H ₅ AsCl ₂	696-28-6	222.932	liq	-19	256(4)	1.6516 ²⁰	1.6386 ¹⁵	vs bz, eth, EtOH
3260	2,4-Dichlorophenyl benzenesulfonate	Genite	C ₁₂ H ₈ Cl ₂ O ₃ S	97-16-5	303.161		45.5				s ctc, CS ₂
3261	2,2-Dichloro-1-phenylethanone		C ₈ H ₆ Cl ₂ O	2648-61-5	189.039	amor	20.5	249	1.340 ¹⁶	1.5686 ²⁰	s EtOH, bz, ctc
3262	1-(2,4-Dichlorophenyl)-ethanone		C ₈ H ₆ Cl ₂ O	2234-16-4	189.039		33.5			1.5640 ²⁰	i H ₂ O
3263	1-(2,5-Dichlorophenyl)-ethanone		C ₈ H ₆ Cl ₂ O	2476-37-1	189.039		12	118 ¹²	1.321 ³⁰	1.5595 ³⁰	
3264	1-(3,4-Dichlorophenyl)-ethanone		C ₈ H ₆ Cl ₂ O	2642-63-9	189.039	nd (peth)	76	135 ¹²			i H ₂ O; s ctc, lig
3265	3,4-Dichlorophenyl isocyanate	1,2-Dichloro-5-isocyanatobenzene	C ₇ H ₃ Cl ₂ NO	102-36-3	188.011	cry	42	112 ¹²			
3266	3,5-Dichlorophenyl isocyanate	1,3-Dichloro-5-isocyanatobenzene	C ₇ H ₃ Cl ₂ NO	34893-92-0	188.011		33		1.380		
3267	<i>N</i> -(3,4-Dichlorophenyl)-2-methyl-2-propenamide	Dicryl	C ₁₀ H ₅ Cl ₂ NO	2164-09-2	230.090	cry (al-peth)	122.6(0.5)				vs ace, EtOH



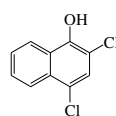
3229
2,6-Dichloronaphthalene



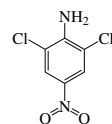
3230
2,7-Dichloronaphthalene



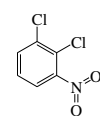
3231
2,3-Dichloro-1,4-naphthalenedione



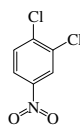
3232
2,4-Dichloro-1-naphthol



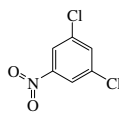
3233
2,6-Dichloro-4-nitroaniline



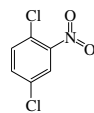
3234
1,2-Dichloro-3-nitrobenzene



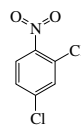
3235
1,2-Dichloro-4-nitrobenzene



3236
1,3-Dichloro-5-nitrobenzene



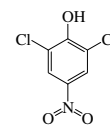
3237
1,4-Dichloro-2-nitrobenzene



3238
2,4-Dichloro-1-nitrobenzene



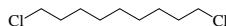
3239
1,1-Dichloro-1-nitroethane



3240
2,6-Dichloro-4-nitrophenol



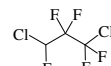
3241
1,1-Dichloro-1-nitropropane



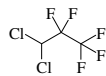
3242
1,9-Dichlorononane



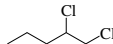
3243
1,8-Dichlorooctane



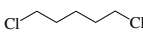
3244
1,3-Dichloro-1,1,2,2,3-pentafluoropropane



3245
3,3-Dichloro-1,1,1,2,2-pentafluoropropane



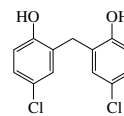
3246
1,2-Dichloropentane



3247
1,5-Dichloropentane



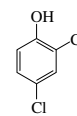
3248
2,3-Dichloropentane



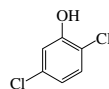
3249
Dichlorophene



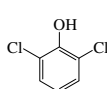
3250
2,3-Dichlorophenol



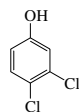
3251
2,4-Dichlorophenol



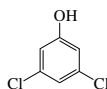
3252
2,5-Dichlorophenol



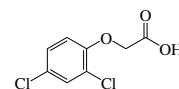
3253
2,6-Dichlorophenol



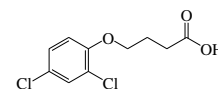
3254
3,4-Dichlorophenol



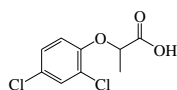
3255
3,5-Dichlorophenol



3256
(2,4-Dichlorophenoxy)acetic acid



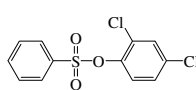
3257
4-(2,4-Dichlorophenoxy)butanoic acid



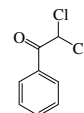
3258
2-(2,4-Dichlorophenoxy)propanoic acid



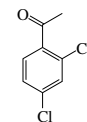
3259
Dichlorophenylarsine



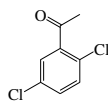
3260
2,4-Dichlorophenyl benzenesulfonate



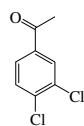
3261
2,2-Dichloro-1-phenylethanone



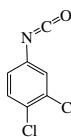
3262
1-(2,4-Dichlorophenyl)ethanone



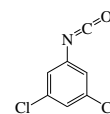
3263
1-(2,5-Dichlorophenyl)ethanone



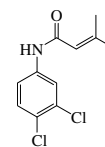
3264
1-(3,4-Dichlorophenyl)ethanone



3265
3,4-Dichlorophenyl isocyanate

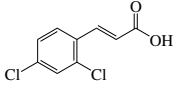






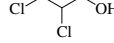
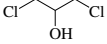
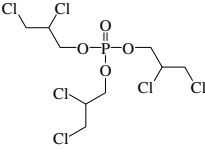
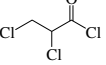




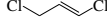

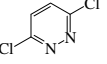
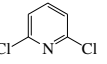
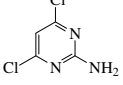

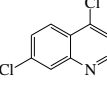
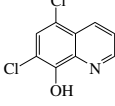
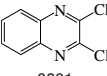
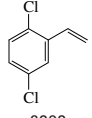
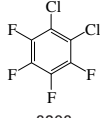



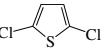

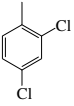
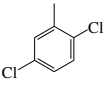
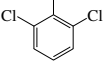
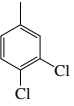


3266
3,5-Dichlorophenyl isocyanate

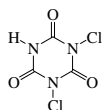


3267
N-(3,4-Dichlorophenyl)-2-methyl-2-propenamide

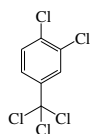
No.	Name	Synonym	Mol. Form.	CAS RN	Mol. Wt.	Physical Form	mp/°C	bp/°C	den g cm ⁻³	n _D	Solubility
3268	3-(2,4-Dichlorophenyl)-2-propenoic acid		C ₉ H ₆ Cl ₂ O ₂	1201-99-6	217.049		234				s DMSO
3269	Dichlorophenylsilane	Phenyldichlorosilane	C ₆ H ₆ Cl ₂ Si	1631-84-1	177.104			181	1.221 ²⁵		dec H ₂ O
3270	1,1-Dichloropropane	Propylidene chloride	C ₃ H ₆ Cl ₂	78-99-9	112.986			88.4(0.5)	1.1321 ²⁰	1.4289 ²⁰	s EtOH, eth, bz, chl
3271	1,2-Dichloropropane, (±)-	Propylene dichloride	C ₃ H ₆ Cl ₂	26198-63-0	112.986	liq	-100.53	96.4	1.1560 ²⁰	1.4394 ²⁰	sl H ₂ O; s EtOH, eth, bz, chl
3272	1,3-Dichloropropane		C ₃ H ₆ Cl ₂	142-28-9	112.986	liq	-99.5	120.8(0.3)	1.1785 ²⁵	1.4455 ²⁵	sl H ₂ O; vs EtOH, eth; s bz, chl
3273	2,2-Dichloropropane		C ₃ H ₆ Cl ₂	594-20-7	112.986	liq	-33.9(0.1)	69.51(0.1)	1.1136 ²⁰	1.4148 ²⁰	i H ₂ O; s EtOH, bz, chl; msc eth
3274	2,2-Dichloropropanoic acid	2,2-Dichloropropionic acid	C ₃ H ₄ Cl ₂ O ₂	75-99-0	142.969			187.5	1.389 ¹²		vs H ₂ O, alk, EtOH; s eth, ctc
3275	2,3-Dichloro-1-propanol		C ₃ H ₆ Cl ₂ O	616-23-9	128.985	visc		176(5)	1.3607 ²⁰	1.4819 ²⁰	sl H ₂ O, lig; msc EtOH, eth, ace, bz
3276	1,3-Dichloro-2-propanol		C ₃ H ₆ Cl ₂ O	96-23-1	128.985			171(4)	1.3506 ¹⁷	1.4837 ²⁰	vs H ₂ O, EtOH; msc eth; s ace, chl
3277	2,3-Dichloro-1-propanol, phosphate (3:1)		C ₉ H ₁₅ Cl ₆ O ₄ P	78-43-3	430.904			190 ^{0.1}	1.517 ²²		
3278	2,3-Dichloropropanoyl chloride		C ₃ H ₃ Cl ₃ O	7623-13-4	161.414			53 ¹⁷	1.4757 ²⁰	1.4764 ²⁰	
3279	1,1-Dichloropropene		C ₃ H ₄ Cl ₂	563-58-6	110.970			76(5)	1.1864 ²⁵	1.4430 ²⁵	i H ₂ O; s eth, ace, chl
3280	cis-1,2-Dichloropropene		C ₃ H ₄ Cl ₂	6923-20-2	110.970			105(5)		1.4549 ²⁰	i H ₂ O; s ace, bz, chl
3281	trans-1,2-Dichloropropene		C ₃ H ₄ Cl ₂	7069-38-7	110.970			77	1.1818 ²⁰	1.4471 ²⁰	i H ₂ O; vs EtOH, ctc, MeOH
3282	cis-1,3-Dichloropropene	cis-1,3-Dichloropropylene	C ₃ H ₄ Cl ₂	10061-01-5	110.970			104(1)	1.224 ²⁰	1.4682 ²⁰	i H ₂ O; s eth, bz, chl
3283	trans-1,3-Dichloropropene	trans-1,3-Dichloropropylene	C ₃ H ₄ Cl ₂	10061-02-6	110.970			111(5)	1.217 ²⁰	1.4730 ²⁰	i H ₂ O; s eth, bz, chl
3284	2,3-Dichloropropene		C ₃ H ₄ Cl ₂	78-88-6	110.970	liq	10	93.0(0.4)	1.211 ²⁰	1.4603 ²⁰	i H ₂ O; msc EtOH; s eth, bz, chl
3285	3,6-Dichloropyridazine		C ₄ H ₂ Cl ₂ N ₂	141-30-0	148.978		68.8	89 ^{0.2}			s chl
3286	2,6-Dichloropyridine		C ₅ H ₃ Cl ₂ N	2402-78-0	147.990		87	211			
3287	4,6-Dichloro-2-pyrimidin-amine		C ₄ H ₃ Cl ₂ N ₃	56-05-3	163.993		215				s DMSO
3288	2,4-Dichloropyrimidine		C ₄ H ₂ Cl ₂ N ₂	3934-20-1	148.978		59	198			
3289	4,7-Dichloroquinoline		C ₉ H ₅ Cl ₂ N	86-98-6	198.049	cry (MeOH), nd (80% al)	92.4(0.5)	148 ¹⁰			sl chl
3290	5,7-Dichloro-8-quinolinol	Chloroxine	C ₉ H ₅ Cl ₂ NO	773-76-2	214.048	cry (al)	179.5				sl EtOH, ace, chl, DMSO; s alk, bz, peth
3291	2,3-Dichloroquinoxaline		C ₈ H ₄ Cl ₂ N ₂	2213-63-0	199.037	cry (al, bz)	151.2(0.4)				i H ₂ O; vs EtOH, bz, chl, HOAc
3292	2,5-Dichlorostyrene		C ₈ H ₆ Cl ₂	1123-84-8	173.040		8.0	93 ⁵	1.246 ²⁰	1.5798 ²⁰	
3293	1,2-Dichloro-3,4,5,6-tetrafluorobenzene		C ₆ Cl ₂ F ₄	1198-59-0	218.964			157.7			
3294	1,1-Dichloro-1,2,2,2-tetrafluoroethane	Refrigerant 114a	C ₂ Cl ₂ F ₄	374-07-2	170.921	col gas	-56.6	3(1)	1.455 ²⁵ (p>1 atm)	1.3092 ⁹	vs bz, eth, EtOH
3295	1,2-Dichloro-1,1,2,2-tetrafluoroethane	Refrigerant 114	C ₂ Cl ₂ F ₄	76-14-2	170.921	col gas	-92.52(0.05)	3.6(0.5)	1.455 ²⁵ (p>1 atm)	1.3092 ⁹	i H ₂ O; vs eth, EtOH
3296	1,2-Dichloro-1,1,2,2-tetramethyldisilane		C ₄ H ₁₂ Cl ₂ Si ₂	4342-61-4	187.215			148	1.010 ²⁰	1.4548 ²⁰	
3297	1,3-Dichloro-1,1,3,3-tetramethyldisiloxane		C ₄ H ₁₂ Cl ₂ OSi ₂	2401-73-2	203.214	liq	-37.5	138	1.038 ²⁰		
3298	2,5-Dichlorothiophene		C ₄ H ₂ Cl ₂ S	3172-52-9	153.030	liq	-40.5	165(4)	1.4422 ²⁰	1.5626 ²⁰	i H ₂ O; msc EtOH, eth; s ctc
3299	2,3-Dichlorotoluene		C ₇ H ₆ Cl ₂	32768-54-0	161.029		6	207.5	1.2458 ²⁰	1.5511 ²⁰	vs bz
3300	2,4-Dichlorotoluene	2,4-Dichloro-1-methylbenzene	C ₇ H ₆ Cl ₂	95-73-8	161.029	liq	-13.5	200(8)	1.2476 ²⁰	1.5511 ²⁰	i H ₂ O; s ctc
3301	2,5-Dichlorotoluene		C ₇ H ₆ Cl ₂	19398-61-9	161.029		2.5	200	1.2535 ²⁰	1.5449 ²⁰	i H ₂ O; s bz
3302	2,6-Dichlorotoluene		C ₇ H ₆ Cl ₂	118-69-4	161.029		25.8	194(11)	1.2686 ²⁰	1.5507 ²⁰	i H ₂ O; s chl
3303	3,4-Dichlorotoluene	1,2-Dichloro-4-methylbenzene	C ₇ H ₆ Cl ₂	95-75-0	161.029	liq	-15.2(0.2)	208(18)	1.2564 ²⁰	1.5471 ²⁰	i H ₂ O; msc EtOH, eth, ace, bz, lig, ctc

 3268 3-(2,4-Dichlorophenyl)-2-propenoic acid	 3269 Dichlorophenylsilane	 3270 1,1-Dichloropropane	 3271 1,2-Dichloropropane, (±)-	 3272 1,3-Dichloropropane	 3273 2,2-Dichloropropane	 3274 2,2-Dichloropropanoic acid	 3275 2,3-Dichloro-1-propanol
 3276 1,3-Dichloro-2-propanol	 3277 2,3-Dichloro-1-propanol, phosphate (3:1)	 3278 2,3-Dichloropropanoyl chloride	 3279 1,1-Dichloropropene	 3280 <i>cis</i> -1,2-Dichloropropene	 3281 <i>trans</i> -1,2-Dichloropropene	 3282 <i>cis</i> -1,3-Dichloropropene	
 3283 <i>trans</i> -1,3-Dichloropropene	 3284 2,3-Dichloropropene	 3285 3,6-Dichloropyridazine	 3286 2,6-Dichloropyridine	 3287 4,6-Dichloro-2-pyrimidinamine	 3288 2,4-Dichloropyrimidine	 3289 4,7-Dichloroquinoline	 3290 5,7-Dichloro-8-quinolinol
 3291 2,3-Dichloroquinoxaline	 3292 2,5-Dichlorostyrene	 3293 1,2-Dichloro-3,4,5,6-tetrafluorobenzene	 3294 1,1-Dichloro-1,2,2,2-tetrafluoroethane	 3295 1,2-Dichloro-1,1,2,2-tetrafluoroethane	 3296 1,2-Dichloro-1,1,2,2-tetramethyldisilane		
 3297 1,3-Dichloro-1,1,3,3-tetramethyldisiloxane	 3298 2,5-Dichlorothiophene	 3299 2,3-Dichlorotoluene	 3300 2,4-Dichlorotoluene	 3301 2,5-Dichlorotoluene	 3302 2,6-Dichlorotoluene	 3303 3,4-Dichlorotoluene	

No.	Name	Synonym	Mol. Form.	CAS RN	Mol. Wt.	Physical Form	mp/°C	bp/°C	den g cm ⁻³	n _D	Solubility
3304	1,3-Dichloro-1,3,5-triazine-2,4,6(1 <i>H</i> ,3 <i>H</i> ,5 <i>H</i>)-trione	Dichlorocyanuric acid	C ₃ HCl ₂ N ₃ O ₃	2782-57-2	197.964	cry	226.6				
3305	1,2-Dichloro-4-(trichloromethyl)benzene		C ₇ H ₃ Cl ₅	13014-24-9	264.364		25.8	283.1	1.5913 ²⁰	1.5886 ²⁰	
3306	1,2-Dichloro-1,1,2-trifluoroethane	Refrigerant 123a	C ₂ HCl ₂ F ₃	354-23-4	152.930	vol liq or gas	-78	30.0(0.1)	1.50 ²⁵		
3307	2,2-Dichloro-1,1,1-trifluoroethane	HCFC-123	C ₂ HCl ₂ F ₃	306-83-2	152.930	vol liq or gas	-107	27.8(0.6)	1.4638 ²⁵		sl H ₂ O
3308	1,1-Dichloro-1,2,2-trifluoroethane	Refrigerant 123b	C ₂ HCl ₂ F ₃	812-04-4	152.930			30.2			
3309	2,4-Dichloro-1-(trifluoromethyl)benzene	2,4-Dichlorobenzotrifluoride	C ₇ H ₃ Cl ₂ F ₃	320-60-5	215.000					1.4802 ²⁰	
3310	4,5-Dichloro-2-(trifluoromethyl)-1 <i>H</i> -benzimidazole	Chloroflurazole	C ₈ H ₃ Cl ₂ F ₃ N ₂	3615-21-2	255.024		213.5				
3311	Dichlorovinylmethylsilane		C ₃ H ₆ Cl ₂ Si	124-70-9	141.072			93.7(0.5)	1.0868 ²⁰	1.4270 ²⁰	dec H ₂ O
3312	Dichlorvos	Phosphoric acid, 2,2-dichloroethenyl dimethyl ester	C ₄ H ₇ Cl ₂ O ₄ P	62-73-7	220.976			140 ²⁰	1.415 ²⁵		
3313	Diclofop-methyl	Methyl 2-[4-(2,4-dichlorophenoxy)phenoxy]propanoate	C ₁₆ H ₁₄ Cl ₂ O ₄	51338-27-3	341.186		42.1(0.5)	176 ^{0.1}			
3314	Dicrotophos		C ₈ H ₁₆ NO ₅ P	141-66-2	237.191			400	1.216 ¹⁵		
3315	Dicumarol		C ₁₉ H ₁₂ O ₆	66-76-2	336.294	nd	290				
3316	Dicyanamide	Cyanocyanamide	C ₂ H ₃ N ₃	504-66-5	67.049	aq soln only					
3317	<i>o</i> -Dicyanobenzene	<i>o</i> -Phthalodinitrile	C ₈ H ₄ N ₂	91-15-6	128.131	nd (w, lig)	140.6(0.9)	150 ¹⁰	1.1250 ²⁵		sl H ₂ O, lig; vs EtOH, bz; s eth, ace
3318	<i>m</i> -Dicyanobenzene	<i>m</i> -Phthalodinitrile	C ₈ H ₄ N ₂	626-17-5	128.131	nd(al)	162	sub	0.992 ⁴⁰		sl H ₂ O; vs EtOH; s eth, bz, chl; i peth
3319	<i>p</i> -Dicyanobenzene	<i>p</i> -Phthalodinitrile	C ₈ H ₄ N ₂	623-26-7	128.131	nd (w, MeOH)	224	sub			i H ₂ O; sl EtOH, eth; s bz; vs HOAc
3320	Dicyclohexyl adipate	Dicyclohexyl hexanedioate	C ₁₈ H ₃₀ O ₄	849-99-0	310.429		35(1)				s chl
3321	Dicyclohexylamine	<i>N</i> -Cyclohexylcyclohexanamine	C ₁₂ H ₂₃ N	101-83-7	181.318	liq	-0.1	251(4)	0.9123 ²⁰	1.4842 ²⁰	sl H ₂ O, ctc; s EtOH, eth, bz
3322	Dicyclohexylamine nitrite	<i>N</i> -Cyclohexylcyclohexanamine, nitrite	C ₁₂ H ₂₃ N ₂ O ₂	3129-91-7	228.331	cry	179.5(0.6)				
3323	Dicyclohexylcarbodiimide		C ₁₂ H ₂₂ N ₂	538-75-0	206.327		34.5	123 ⁶			
3324	Dicyclohexyl disulfide		C ₁₂ H ₂₂ S ₂	2550-40-5	230.433	liq		195 ²⁰			
3325	Dicyclohexyl ether		C ₁₂ H ₂₂ O	4645-15-2	182.302	liq	-36	242.5	0.9227 ²⁰	1.4741 ²⁰	
3326	Dicyclohexylmethanone		C ₁₂ H ₂₀ O	119-60-8	194.313		57	159 ²⁰	0.986 ⁰	1.4860 ²⁰	s eth, ace, ctc
3327	Dicyclohexylphosphine		C ₁₂ H ₂₃ P	829-84-5	198.285			281	0.904 ²⁵	1.5163 ²⁰	
3328	Dicyclohexyl phthalate		C ₂₀ H ₂₆ O ₄	84-61-7	330.418	pr (al)	66	225 ⁴	1.383 ²⁰	1.431 ²⁰	i H ₂ O; s EtOH, eth; sl chl
3329	<i>N,N'</i> -Dicyclohexylthiourea		C ₁₂ H ₂₄ N ₂ S	1212-29-9	240.408	cry (MeOH)	180				
3330	<i>N,N'</i> -Dicyclohexylurea		C ₁₂ H ₂₄ N ₂ O	2387-23-7	224.342		233.8				
3331	Dicyclomine hydrochloride	Dicycloverine hydrochloride	C ₁₈ H ₁₈ ClNO ₂	67-92-5	345.948	cry	165				
3332	Dicyclopentadiene		C ₁₀ H ₁₂	1755-01-7	132.202		32	170 dec	0.9302 ³⁵	1.5050 ³⁵	vs eth, EtOH
3333	Dicyclopentyl ether	Cyclopentyl ether	C ₁₀ H ₁₈ O	10137-73-2	154.249	liq		80 ¹³			
3334	Dicyclopentyl ketone		C ₇ H ₁₀ O	1121-37-5	110.153			161	0.977 ²⁵	1.4670 ²⁰	
3335	Didecylamine	<i>N</i> -Decyl-1-decanamine	C ₂₀ H ₄₂ N	1120-49-6	297.562			359.0			
3336	Didecyl ether		C ₂₀ H ₄₂ O	2456-28-2	298.546		16	196 ^{15.5}	0.8187 ²⁰		
3337	Didecyl phthalate		C ₂₈ H ₄₆ O ₄	84-77-5	446.663		2.5	240 ³	0.9639 ²⁰		
3338	3',4'-Didehydro-β,ψ-caroten-16'-oic acid	Torularhodin	C ₄₀ H ₅₂ O ₂	514-92-1	564.840	purp nd (MeOH-eth)	211				vs py, chl, CS ₂
3339	2',3'-Dideoxyinosine	Didanosine	C ₁₀ H ₁₂ N ₄ O ₃	69655-05-6	236.227	wh cry (EtOH aq)	162				
3340	2,6-Dideoxy-3- <i>O</i> -methyl-ribohexose	Cymarose	C ₇ H ₁₄ O ₄	579-04-4	162.184	pr (eth-peth) nd (ace)	101				vs H ₂ O, ace, EtOH
3341	Didodecanoyl peroxide	Lauroyl peroxide	C ₂₄ H ₄₆ O ₄	105-74-8	398.620	wh pl	49				i H ₂ O; s chl
3342	Didodecylamine	<i>N</i> -Dodecyl-1-dodecanamine	C ₂₄ H ₅₁ N	3007-31-6	353.669		46.9(0.5)	263 ²⁷			vs bz, eth, EtOH, chl
3343	Didodecyl phosphate		C ₂₄ H ₅₁ O ₄ P	7057-92-3	434.633	cry (MeOH)	59				
3344	Didodecyl phthalate	1,2-Benzenedicarboxylic acid, didodecyl ester	C ₃₂ H ₅₄ O ₄	2432-90-8	502.769		22.0	256 ¹	0.9389 ²⁰		
3345	Dieldrin		C ₁₂ H ₆ Cl ₆ O	60-57-1	380.909		178.8(0.3)		1.75 ²⁵		i H ₂ O; sl EtOH; s ace, bz
3346	Dienestrol		C ₁₈ H ₁₈ O ₂	84-17-3	266.335	cry (dil al)	227.5	130 sub			vs ace, eth, EtOH
3347	1,2:8,9-Diepoxy- <i>p</i> -menthane	Limonene diepoxide	C ₁₀ H ₁₆ O ₂	96-08-2	168.233		242				



3304

1,3-Dichloro-1,3,5-triazine-2,4,6-(1*H*,3*H*,5*H*)-trione

3305

1,2-Dichloro-4-(trichloromethyl)benzene



3306

1,2-Dichloro-1,1,2-trifluoroethane



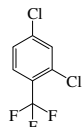
3307

2,2-Dichloro-1,1,1-trifluoroethane



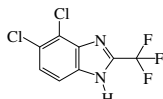
3308

1,1-Dichloro-1,2,2-trifluoroethane



3309

2,4-Dichloro-1-(trifluoromethyl)benzene

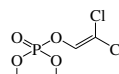


3310

4,5-Dichloro-2-(trifluoromethyl)-1*H*-benzimidazole

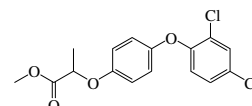
3311

Dichlorovinylmethylsilane



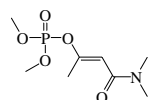
3312

Dichlorvos



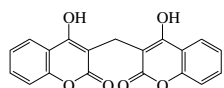
3313

Dicllofop-methyl



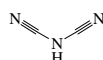
3314

Dicrotophos



3315

Dicumarol



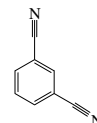
3316

Dicyanamide



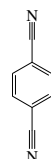
3317

o-Dicyanobenzene



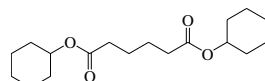
3318

m-Dicyanobenzene



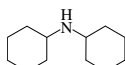
3319

p-Dicyanobenzene



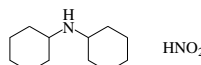
3320

Dicyclohexyl adipate



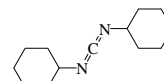
3321

Dicyclohexylamine



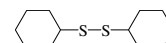
3322

Dicyclohexylamine nitrite



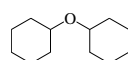
3323

Dicyclohexylcarbodiimide



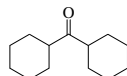
3324

Dicyclohexyl disulfide



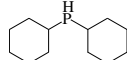
3325

Dicyclohexyl ether



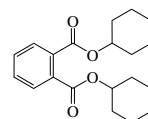
3326

Dicyclohexylmethanone



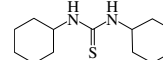
3327

Dicyclohexylphosphine



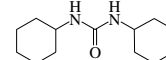
3328

Dicyclohexyl phthalate



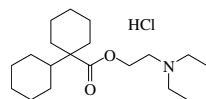
3329

N,N'-Dicyclohexylthiourea



3330

N,N'-Dicyclohexylurea



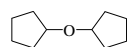
3331

Dicyclopentyl hydrochloride



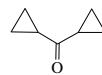
3332

Dicyclopentadiene



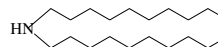
3333

Dicyclopentyl ether



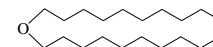
3334

Dicyclopropyl ketone



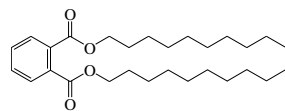
3335

Didecylamine



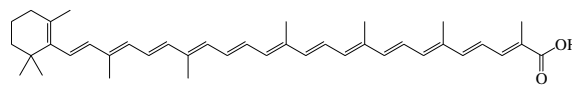
3336

Didecyl ether

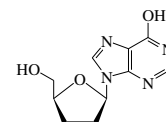


3337

Didecyl phthalate

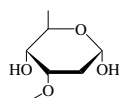


3338

3',4'-Didehydro- β,ψ -caroten-16'-oic acid

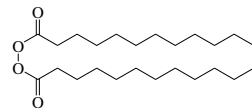
3339

2',3'-Dideoxyinosine



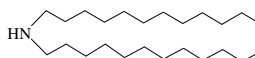
3340

2,6-Dideoxy-3-O-methyl-ribo-hexose



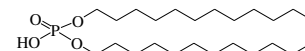
3341

Didodecanoyl peroxide



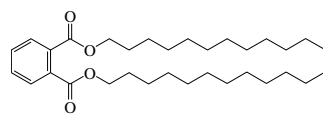
3342

Didecylamine



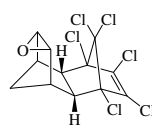
3343

Didecyl phosphate



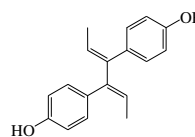
3344

Didodecyl phthalate



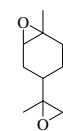
3345

Dieldrin



3346

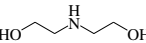
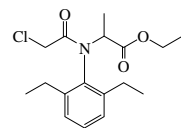
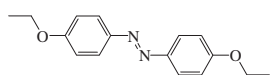
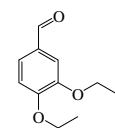
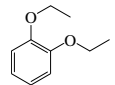
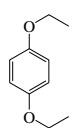
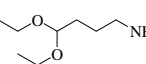
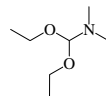
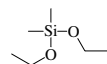
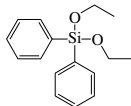
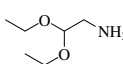
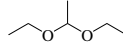
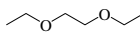
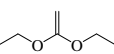
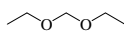
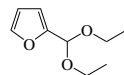
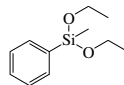
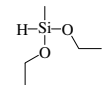
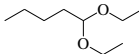
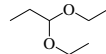
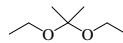
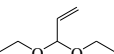
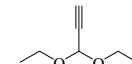

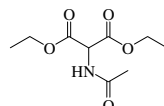
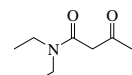
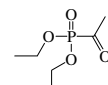
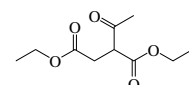
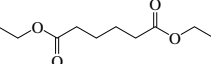
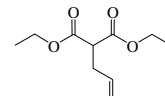



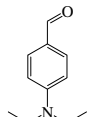
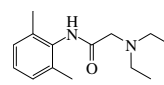
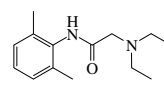
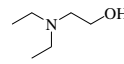
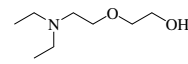
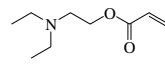
Dienestrol



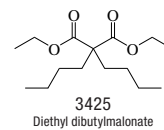
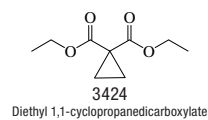
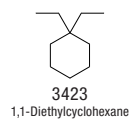
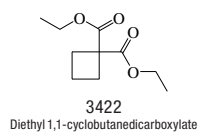
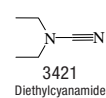
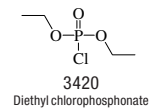
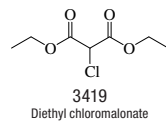
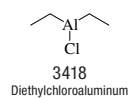
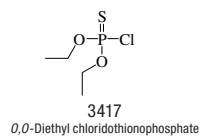
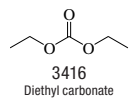
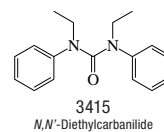
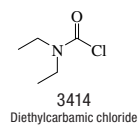
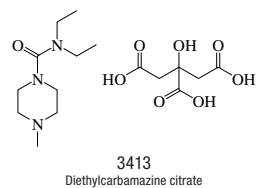
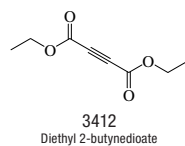
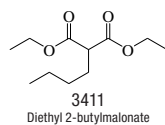
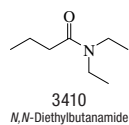
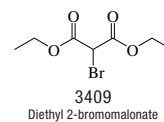
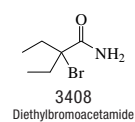
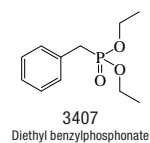
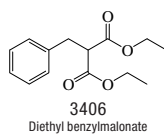
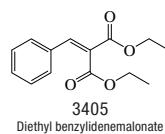
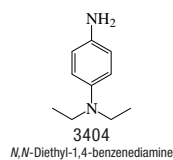
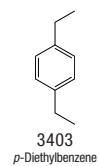
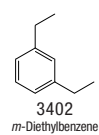
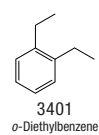
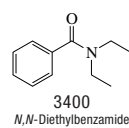
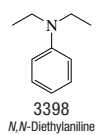
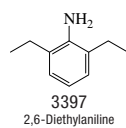
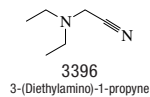
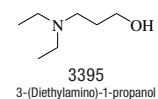
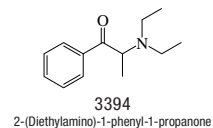
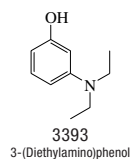
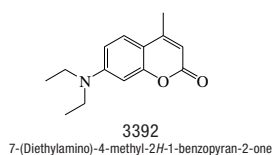
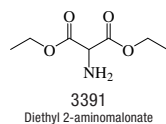
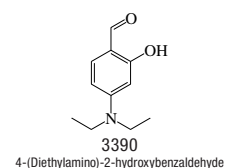
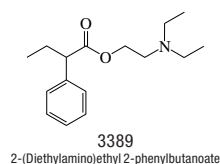
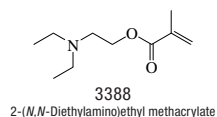
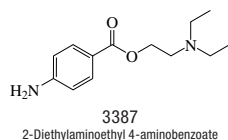
3347

1,2,8,9-Diepoxy-p-menthane

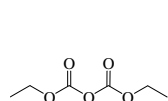
No.	Name	Synonym	Mol. Form.	CAS RN	Mol. Wt.	Physical Form	mp/°C	bp/°C	den g cm ⁻³	n _D	Solubility
3348	Diethanolamine	Bis(2-hydroxyethyl)amine	C ₄ H ₁₁ NO ₂	111-42-2	105.136		27.9(0.2)	271.2(0.7)	1.0966 ²⁰	1.4776 ²⁰	vs H ₂ O, EtOH; sl eth, bz
3349	Diethyl, ethyl ester		C ₁₆ H ₂₂ ClNO ₃	38727-55-8	311.804	cry	46(1)				
3350	4,4'-Diethoxyazobenzene		C ₁₆ H ₁₈ N ₂ O ₂	588-52-3	270.326	ye lf (al)	162	dec			i H ₂ O; sl EtOH; s eth, bz, chl; vs HOAc
3351	3,4-Diethoxybenzaldehyde		C ₁₁ H ₁₄ O ₃	2029-94-9	194.227		22	279	1.0100 ²²		vs EtOH
3352	1,2-Diethoxybenzene		C ₁₀ H ₁₄ O ₂	2050-46-6	166.217	pr (peth, dil al)	44	219	1.0075 ²⁰	1.5083 ²⁵	s EtOH, ctc; vs eth
3353	1,4-Diethoxybenzene		C ₁₀ H ₁₄ O ₂	122-95-2	166.217	pl (dil al)	72	246			vs EtOH; s eth, bz, ctc, chl
3354	4,4-Diethoxy-1-butanamine		C ₈ H ₁₉ NO ₂	6346-09-4	161.243			196	0.933 ²⁵	1.4275 ²⁰	
3355	1,1-Diethoxy- <i>N,N</i> -dimethylmethanamine		C ₇ H ₁₇ NO ₂	1188-33-6	147.216			129	0.859 ²⁵	1.4007 ²⁰	
3356	Diethoxydimethylsilane	Dimethyldiethoxysilane	C ₆ H ₁₆ O ₂ Si	78-62-6	148.276	liq	-87	113(3)	0.865 ²⁵	1.3811 ²⁰	s ctc
3357	Diethoxydiphenylsilane		C ₁₈ H ₂₀ O ₂ Si	2553-19-7	272.415			296(3)	1.0329 ²⁰	1.5269 ²⁰	
3358	2,2-Diethoxyethanamine		C ₆ H ₁₅ NO ₂	645-36-3	133.189	liq	-78	163	0.9159 ²⁵	1.4123 ²⁵	vs H ₂ O, eth, EtOH, chl
3359	1,1-Diethoxyethane	Acetal	C ₆ H ₁₄ O ₂	105-57-7	118.174	liq	-106.1(0.6)	102(2)	0.8254 ²⁰	1.3834 ²⁰	s H ₂ O, chl; msc EtOH, eth; vs ace
3360	1,2-Diethoxyethane	Ethylene glycol diethyl ether	C ₆ H ₁₄ O ₂	629-14-1	118.174	liq	-74.0(0.2)	120.6(0.7)	0.8351 ²⁵	1.3898 ²⁵	vs ace, bz, eth, EtOH
3361	1,1-Diethoxyethene		C ₆ H ₁₂ O ₂	2678-54-8	116.158			68 ¹⁰⁰	0.7932 ²⁰	1.3643 ²¹	
3362	Diethoxymethane		C ₅ H ₁₂ O ₂	462-95-3	104.148	liq	-66(2)	86(2)	0.8319 ²⁰	1.3748 ¹⁸	s H ₂ O; msc EtOH; vs ace, bz; sl chl
3363	2-(Diethoxymethyl)furan		C ₉ H ₁₄ O ₃	13529-27-6	170.205			191.5	0.9976 ²⁰	1.4451 ²⁰	vs EtOH
3364	Diethoxymethylphenylsilane		C ₁₁ H ₁₆ O ₂ Si	775-56-4	210.346			217(3)	0.9627 ²⁰	1.4690 ²⁰	
3365	Diethoxymethylsilane		C ₆ H ₁₄ O ₂ Si	2031-62-1	134.250			98	0.829 ²⁵		
3366	1,1-Diethoxypentane		C ₉ H ₂₀ O ₂	3658-79-5	160.254			59 ¹²	0.829 ²²	1.4029 ²²	
3367	1,1-Diethoxypropane		C ₇ H ₁₆ O ₂	4744-08-5	132.201			121(1)	0.825 ²⁰	1.3924 ¹⁹	s H ₂ O, ace, bz; vs EtOH, eth
3368	2,2-Diethoxypropane		C ₇ H ₁₆ O ₂	126-84-1	132.201			101(5)	0.8200 ²¹	1.3891 ²⁰	s EtOH, ace, bz; vs eth; sl ctc
3369	3,3-Diethoxy-1-propene	Acrolein, diethyl acetal	C ₇ H ₁₄ O ₂	3054-95-3	130.185			123.5	0.8543 ¹⁵	1.4000 ²⁰	sl H ₂ O; msc EtOH, eth
3370	3,3-Diethoxy-1-propyne		C ₇ H ₁₂ O ₂	10160-87-9	128.169			139	0.8942 ²²	1.4140 ²⁰	vs ace, eth, EtOH, chl
3371	<i>N,N</i> -Diethylacetamide		C ₈ H ₁₅ NO	685-91-6	115.173			199(10)	0.9130 ¹⁷	1.4374 ¹⁷	s H ₂ O, EtOH; msc eth, ace, bz; sl ctc
3372	Diethyl 2-acetamidomalonate		C ₉ H ₁₅ NO ₅	1068-90-2	217.219	cry (al,bz-peth)	96.3	185 ²⁰			sl H ₂ O, eth; s tfa, EtOH
3373	<i>N,N</i> -Diethylacetoacetamide		C ₈ H ₁₅ NO ₂	2235-46-3	157.211	liq		76 ¹³			
3374	Diethyl acetylphosphonate		C ₆ H ₁₃ O ₄ P	919-19-7	180.138			114 ²⁰	1.1005 ²⁰	1.4200 ²⁶	
3375	Diethyl 2-acetylsuccinate		C ₁₀ H ₁₆ O ₅	1115-30-6	216.231			255	1.081 ²⁰	1.4346 ²⁰	i H ₂ O; s EtOH, eth, bz; sl chl
3376	Diethyl adipate	Diethyl hexanedioate	C ₁₀ H ₁₈ O ₄	141-28-6	202.248	liq	-20(2)	250(11)	1.0076 ²⁰	1.4272 ²⁰	i H ₂ O; s EtOH, eth
3377	Diethyl 2-allylmalonate		C ₁₀ H ₁₆ O ₄	2049-80-1	200.232			222.5	1.0098 ²⁰	1.4305 ²⁰	i H ₂ O; vs EtOH, eth; s ctc
3378	Diethylamine	<i>N</i> -Ethylethanamine	C ₄ H ₁₁ N	109-89-7	73.137	liq	-50(2)	55.4(0.1)	0.7056 ²⁰	1.3864 ²⁰	vs H ₂ O; msc EtOH; s eth, ctc
3379	Diethylamine hydrochloride	<i>N</i> -Ethylethanamine hydrochloride	C ₄ H ₁₂ ClN	660-68-4	109.598	lf (al-eth)	228.5		1.0477 ²²		vs H ₂ O, EtOH
3380	(Diethylamino)acetonitrile		C ₆ H ₁₂ N ₂	3010-02-4	112.172			169(6)	0.8660 ²⁰	1.4260 ²⁰	s H ₂ O
3381	4-(Diethylamino)benzaldehyde		C ₁₁ H ₁₅ NO	120-21-8	177.243	ye nd (w)	41	172 ¹⁰			vs H ₂ O; s EtOH, eth, bz, ctc
3382	2-(Diethylamino)- <i>N</i> -(2,6-dimethylphenyl)acetamide	Lidocaine	C ₁₄ H ₂₂ N ₂ O	137-58-6	234.337	nd (bz, al)	68(1)	181 ⁴			vs bz, eth, EtOH, chl
3383	2-(Diethylamino)- <i>N</i> -(2,6-dimethylphenyl)acetamide, monohydrochloride		C ₁₄ H ₂₅ ClN ₂ O	73-78-9	270.798		128				vs H ₂ O
3384	2-Diethylaminoethanol		C ₆ H ₁₅ NO	100-37-8	117.189	hyg		162.13(0.09)	0.8921 ²⁰	1.4412 ²⁰	msc H ₂ O; s EtOH, eth, ace, bz, peth; sl ctc
3385	2-[2-(Diethylamino)ethoxy]-ethanol		C ₈ H ₁₉ NO ₂	140-82-9	161.243			221.5	0.9421 ²⁵	1.4480 ²⁰	
3386	2-(Diethylamino)ethyl acrylate		C ₉ H ₁₇ NO ₂	2426-54-2	171.237		<-60	81 ¹⁰	0.937 ²⁰	1.4376 ²⁵	

 3348 Diethanolamine	 3349 Diethyl, ethyl ester	 3350 4,4'-Diethoxyazobenzene	 3351 3,4-Diethoxybenzaldehyde	 3352 1,2-Diethoxybenzene	 3353 1,4-Diethoxybenzene		
 3354 4,4-Diethoxy-1-butanamine	 3355 1,1-Diethoxy- <i>N,N</i> -dimethylmethanamine	 3356 Diethoxydimethylsilane	 3357 Diethoxydiphenylsilane	 3358 2,2-Diethoxyethanamine	 3359 1,1-Diethoxyethane	 3360 1,2-Diethoxyethane	
 3361 1,1-Diethoxyethene	 3362 Diethoxymethane	 3363 2-(Diethoxymethyl)furan	 3364 Diethoxymethylphenylsilane	 3365 Diethoxymethylsilane	 3366 1,1-Diethoxypentane	 3367 1,1-Diethoxypropane	 3368 2,2-Diethoxypropane
 3369 3,3-Diethoxy-1-propene	 3370 3,3-Diethoxy-1-propyne	 3371 <i>N,N</i> -Diethylacetamide	 3372 Diethyl 2-acetamidomalonate	 3373 <i>N,N</i> -Diethylacetoacetamide	 3374 Diethyl acetylphosphonate	 3375 Diethyl 2-acetylsuccinate	
 3376 Diethyl adipate	 3377 Diethyl 2-allylmalonate	 3378 Diethylamine	 3379 Diethylamine hydrochloride	 3380 (Diethylamino)acetonitrile	 3381 4-(Diethylamino)benzaldehyde		
 3382 2-(Diethylamino)- <i>N</i> -(2,6-dimethylphenyl)acetamide	 3383 2-(Diethylamino)- <i>N</i> -(2,6-dimethylphenyl)acetamide, monohydrochloride	 3384 2-Diethylaminoethanol	 3385 2-[2-(Diethylamino)ethoxy]ethanol	 3386 2-(Diethylamino)ethyl acrylate			

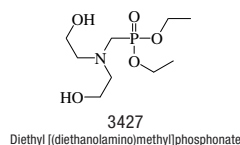
No.	Name	Synonym	Mol. Form.	CAS RN	Mol. Wt.	Physical Form	mp/°C	bp/°C	den g cm ⁻³	n _D	Solubility
3387	2-Diethylaminoethyl 4-aminobenzoate	Procaine	C ₁₃ H ₂₀ N ₂ O ₂	59-46-1	236.310	nd (w+2) pl (lig or eth)	61				sl H ₂ O; s EtOH, eth, bz, chl
3388	2-(<i>N,N</i> -Diethylamino)ethyl methacrylate		C ₁₀ H ₁₉ NO ₂	105-16-8	185.264			80 ¹⁰	0.92 ³⁰		
3389	2-(Diethylamino)ethyl 2-phenylbutanoate	Butethamate	C ₁₈ H ₂₅ NO ₂	14007-64-8	263.376			168 ¹¹		1.4909 ²⁰	
3390	4-(Diethylamino)-2-hydroxy-benzaldehyde		C ₁₁ H ₁₅ NO ₂	17754-90-4	193.243		65.0				
3391	Diethyl 2-aminomalonate		C ₇ H ₁₃ NO ₄	6829-40-9	175.183			122 ¹⁶	1.100 ¹⁶	1.4353 ¹⁶	vs H ₂ O, EtOH, eth; s ace, bz; i lig
3392	7-(Diethylamino)-4-methyl-2 <i>H</i> -1-benzopyran-2-one		C ₁₄ H ₁₇ NO ₂	91-44-1	231.291	cry (al, bz-lig)					sl H ₂ O; s EtOH, eth, ace
3393	3-(Diethylamino)phenol		C ₁₀ H ₁₅ NO	91-68-9	165.232	orth bipym (CS ₂ -lig)	78	276			s H ₂ O, EtOH, eth, CS ₂ ; sl lig
3394	2-(Diethylamino)-1-phenyl-1-propanone	Diethylpropion	C ₁₃ H ₁₉ NO	90-84-6	205.296	liq		111 ¹⁴			
3395	3-(Diethylamino)-1-propanol		C ₇ H ₁₇ NO	622-93-5	131.216			189.5	0.8600 ²⁰	1.4439 ²⁰	s EtOH; s eth, ace, bz; sl chl
3396	3-(Diethylamino)-1-propyne	<i>N,N</i> -Diethyl-2-propargylamine	C ₇ H ₁₃ N	4079-68-9	111.185	liq		120			
3397	2,6-Diethylaniline		C ₁₀ H ₁₅ N	579-66-8	149.233		1.5	251(8)	0.906 ²⁵	1.5452 ²⁰	
3398	<i>N,N</i> -Diethylaniline		C ₁₀ H ₁₅ N	91-66-7	149.233	ye oil	-21.3(0.2)	216(1)	0.9307 ²⁰	1.5409 ²⁰	sl H ₂ O; s EtOH, ace, ctc; vs eth, chl
3399	Diethylarsine		C ₄ H ₁₁ As	692-42-2	134.052			105	1.1338 ²⁴	1.4709	vs ace, bz, eth, EtOH
3400	<i>N,N</i> -Diethylbenzamide		C ₁₁ H ₁₅ NO	1696-17-9	177.243			132 ⁵			
3401	<i>o</i> -Diethylbenzene	1,2-Diethylbenzene	C ₁₀ H ₁₄	135-01-3	134.218	liq	-31.4(0.3)	183.4(0.4)	0.8800 ²⁰	1.5035 ²⁰	i H ₂ O; msc EtOH, eth, ace, bz, lig, ctc
3402	<i>m</i> -Diethylbenzene	1,3-Diethylbenzene	C ₁₀ H ₁₄	141-93-5	134.218	liq	-83.9(0.2)	181.1(0.5)	0.8602 ²⁰	1.4955 ²⁰	i H ₂ O; msc EtOH, eth, ace, bz, lig, ctc
3403	<i>p</i> -Diethylbenzene	1,4-Diethylbenzene	C ₁₀ H ₁₄	105-05-5	134.218	liq	-43.3(0.4)	184(1)	0.8620 ²⁰	1.4967 ²⁰	i H ₂ O; msc EtOH, eth, ace, bz, lig, ctc
3404	<i>N,N</i> -Diethyl-1,4-benzenedi-amine		C ₁₀ H ₁₆ N ₂	93-05-0	164.247			261			vs bz
3405	Diethyl benzylidenemalonate	Diethyl benzalmalonate	C ₁₄ H ₁₆ O ₄	5292-53-5	248.275		32	216 ³⁰	1.1045 ²⁰	1.5389 ²⁰	i H ₂ O; s EtOH, eth, ace, bz
3406	Diethyl benzylmalonate		C ₁₄ H ₁₈ O ₄	607-81-8	250.291			300	1.076 ¹⁵	1.4872 ²⁰	i H ₂ O; sl chl
3407	Diethyl benzylphosphonate		C ₁₁ H ₁₇ O ₃ P	1080-32-6	228.225			110 ²		1.4930 ²⁰	s ctc
3408	Diethylbromoacetamide	2-Bromo-2-ethylbutanamide	C ₆ H ₁₂ BrNO	511-70-6	194.069		67				sl H ₂ O, chl; vs EtOH, eth, bz
3409	Diethyl 2-bromomalonate	Ethyl bromomalonate	C ₇ H ₁₁ BrO ₄	685-87-0	239.064		-54	231(12)	1.4022 ²⁵	1.4521 ²⁰	i H ₂ O; msc EtOH, eth; s ace, ctc
3410	<i>N,N</i> -Diethylbutanamide		C ₈ H ₁₇ NO	1114-76-7	143.227			206	0.8884 ²⁰	1.4403 ²⁵	vs H ₂ O, EtOH
3411	Diethyl 2-butylmalonate	Pentane-1,1-dicarboxylic acid, diethyl ester	C ₁₁ H ₂₀ O ₄	133-08-4	216.275			237(8)	0.9764 ²⁰	1.4250 ²⁰	vs EtOH, eth
3412	Diethyl 2-butyndioate		C ₈ H ₁₀ O ₄	762-21-0	170.163		0.8	184 ²⁰⁰	1.0075 ²⁰	1.4425 ²⁰	s EtOH, eth, ctc
3413	Diethylcarbazine citrate		C ₁₆ H ₂₆ N ₂ O ₈	1642-54-2	391.416	cry	138				
3414	Diethylcarbamic chloride		C ₆ H ₁₀ ClNO	88-10-8	135.592			186			
3415	<i>N,N'</i> -Diethylcarbanilide		C ₁₇ H ₂₀ N ₂ O	85-98-3	268.353	cry (al)	71(2)				i H ₂ O; vs EtOH; s chl
3416	Diethyl carbonate	Ethyl carbonate	C ₅ H ₁₀ O ₃	105-58-8	118.131	liq	-43	125.9(0.9)	0.9692 ²⁵	1.3845 ²⁰	i H ₂ O; s EtOH, eth, chl
3417	<i>O,O</i> -Diethyl chloridithiono-phosphate	Diethyl thiophosphoryl chloride	C ₄ H ₁₀ ClO ₂ PS	2524-04-1	188.613			45 ³			s ctc
3418	Diethylchloroaluminum	Diethylaluminum chloride	C ₄ H ₁₀ AlCl	96-10-6	120.557	col liq	-74	127 ²⁰	0.96		reac H ₂ O
3419	Diethyl chloromalonate	Ethyl chloromalonate	C ₇ H ₁₁ ClO ₄	14064-10-9	194.613			222	1.2040 ²⁰	1.4327 ²⁰	i H ₂ O; msc EtOH, eth, chl; s CS ₂
3420	Diethyl chlorophosphonate	Diethoxyphosphoryl chloride	C ₄ H ₁₀ ClO ₃ P	814-49-3	172.547			93.5	1.205 ¹⁹	1.4170 ²⁰	
3421	Diethylcyanamide		C ₅ H ₁₀ N ₂	617-83-4	98.146	liq	-80.7(0.6)	187(15)	0.854 ²⁰	1.4126 ²⁵	i H ₂ O; s EtOH, eth
3422	Diethyl 1,1-cyclobutanedicarboxylate		C ₁₀ H ₁₆ O ₄	3779-29-1	200.232			223(5)	1.0456 ²⁰	1.4330 ²⁶	vs EtOH; sl ctc
3423	1,1-Diethylcyclohexane		C ₁₀ H ₂₀	78-01-3	140.266			178(6)			
3424	Diethyl 1,1-cyclopropanedicarboxylate		C ₉ H ₁₄ O ₄	1559-02-0	186.205			214(7)	1.055 ²⁵	1.4345 ¹⁸	vs EtOH, eth
3425	Diethyl dibutylmalonate		C ₁₈ H ₂₈ O ₄	596-75-8	272.381			150 ¹²	0.9457 ²⁰	1.4341 ²⁰	i H ₂ O; s EtOH, eth, ctc



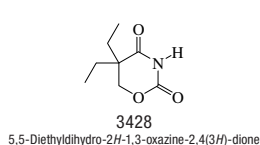
No.	Name	Synonym	Mol. Form.	CAS RN	Mol. Wt.	Physical Form	mp/°C	bp/°C	den g cm ⁻³	n _D	Solubility
3426	Diethyl dicarbonate	Pyrocarbonic acid diethyl ester	C ₆ H ₁₀ O ₅	1609-47-8	162.140			93 ¹⁸	1.120 ²⁰	1.3960 ²⁰	vs ace, EtOH, lig
3427	Diethyl [(diethanolamino)-methyl]phosphonate		C ₉ H ₂₂ NO ₅ P	2781-11-5	255.249	liq		150 ^{0.01}			
3428	5,5-Diethyldihydro-2 <i>H</i> -1,3-oxazine-2,4(3 <i>H</i>)-dione	Diethadione	C ₈ H ₁₃ NO ₃	702-54-5	171.194	cry (eth)	97.5				
3429	Diethyl 1,4-dihydro-2,4,6-trimethyl-3,5-pyridinedicarboxylate	3,5-Diethoxycarbonyl-1,4-dihydrocollidine	C ₁₄ H ₂₁ NO ₄	632-93-9	267.322	lt bl fir pl (al)	131				sl H ₂ O, EtOH, eth, CS ₂ ; vs chl
3430	Diethyldimethyllead	Diethyldimethylplumbane	C ₆ H ₁₆ Pb	1762-27-2	295.4	col liq		51 ¹³	1.79 ²⁰		
3431	Diethyl 2,6-dimethyl-3,5-pyridinedicarboxylate		C ₁₃ H ₁₇ NO ₄	1149-24-2	251.279		71	301			i H ₂ O; s EtOH, eth, bz, chl, lig
3432	Diethyl 3,5-dimethylpyrrole-2,4-dicarboxylate		C ₁₂ H ₁₇ NO ₄	2436-79-5	239.268	nd (dil al)	137.8				i H ₂ O; sl EtOH, eth; s ace, bz, HOAc
3433	Diethyl disulfide		C ₄ H ₁₀ S ₂	110-81-6	122.252	liq	-101.5(0.1)	154.0(0.6)	0.9931 ²⁰	1.5073 ²⁰	sl H ₂ O; msc EtOH, eth
3434	<i>N,N</i> -Diethyldodecanamide		C ₁₈ H ₃₈ NO	3352-87-2	255.439			166 ²	0.847 ²⁵	1.4545 ²⁰	s chl
3435	Diethylene glycol	Diglycol	C ₄ H ₁₀ O ₃	111-46-6	106.120	liq	-10.3(0.3)	245.5(0.2)	1.1197 ¹⁵	1.4472 ²⁰	s H ₂ O, EtOH, eth, chl
3436	Diethylene glycol, bischloroformate	Oxydi-2,1-ethanediyl carbonochloridate	C ₆ H ₈ Cl ₂ O ₅	106-75-2	231.031	liq		126 ⁵	1.39 ²⁰	1.4542 ²⁰	
3437	Diethylene glycol diacetate		C ₈ H ₁₄ O ₅	628-68-2	190.194		18	200	1.1068 ¹⁵	1.4348 ²⁰	vs EtOH
3438	Diethylene glycol dibenzoate		C ₁₈ H ₁₈ O ₅	120-55-8	314.333		33.5	280 ²⁴	1.1690 ¹⁵		vs H ₂ O, EtOH
3439	Diethylene glycol dibutyl ether	Bis(2-butoxyethyl) ether	C ₁₂ H ₂₆ O ₃	112-73-2	218.332	liq	-60.2(0.2)	255(4)	0.885 ²⁵	1.4235 ²⁰	
3440	Diethylene glycol diethyl ether	Bis(2-ethoxyethyl) ether	C ₈ H ₁₈ O ₃	112-36-7	162.227	liq	-44.3(0.2)	185(4)	0.9063 ²⁰	1.4115 ²⁰	vs H ₂ O, EtOH; s eth
3441	Diethylene glycol dimethacrylate	Oxydiethylene methacrylate	C ₁₂ H ₁₈ O ₅	2358-84-1	242.268			>200	1.0821 ²⁰	1.4571 ²⁵	
3442	Diethylene glycol dimethyl ether	Diglyme	C ₆ H ₁₄ O ₃	111-96-6	134.173	liq	-64.0(0.1)	162(2)	0.9434 ²⁰	1.4097 ²⁰	msc H ₂ O, EtOH, eth
3443	Diethylene glycol dinitrate	2,2'-Oxybisethanol, dinitrate	C ₄ H ₈ N ₂ O ₇	693-21-0	196.116			44 ^{0.01}			
3444	Diethylene glycol monobutyl ether		C ₈ H ₁₈ O ₃	112-34-5	162.227	liq	-68	232(4)	0.9553 ²⁰	1.4306 ²⁰	msc H ₂ O; vs EtOH, eth, ace; s bz
3445	Diethylene glycol monobutyl ether acetate	2-(2-Butoxyethoxy)ethyl acetate	C ₁₀ H ₂₀ O ₄	124-17-4	204.264	liq	-32	248(2)	0.985 ²⁰	1.4262 ²⁰	vs ace, eth, EtOH
3446	Diethylene glycol monododecanoate	2-(2-Hydroxyethoxy)ethyl laurate	C ₁₆ H ₃₂ O ₄	141-20-8	288.423	lt ye	17.5	>270	0.96 ²⁵		msc EtOH, eth, ace; s bz, tol
3447	Diethylene glycol monoethyl ether	Carbitol	C ₆ H ₁₄ O ₃	111-90-0	134.173	hyg liq		202(3)	0.9885 ²⁰	1.4300 ²⁰	msc H ₂ O, EtOH, ace, bz; vs eth
3448	Diethylene glycol monoethyl ether acetate	Carbitol acetate	C ₈ H ₁₆ O ₄	112-15-2	176.211	liq	-25	218(1)	1.0096 ²⁰	1.4213 ²⁰	vs H ₂ O, ace, eth, EtOH
3449	Diethylene glycol monohexyl ether	2-[2-(Hexyloxy)ethoxy]ethanol	C ₁₀ H ₂₂ O ₃	112-59-4	190.280	col liq	-28	259(2)			
3450	Diethylene glycol monomethyl ether	2-(2-Methoxyethoxy)ethanol	C ₅ H ₁₂ O ₃	111-77-3	120.147			194(2)	1.035 ²⁰	1.4264 ²⁰	msc H ₂ O, ace; vs EtOH, eth
3451	Diethylene glycol monopropyl ether		C ₇ H ₁₆ O ₃	6881-94-3	148.200	liq	-53.3	214.8(0.4)			
3452	<i>N,N</i> -Diethyl-1,2-ethanedi-amine	<i>N,N</i> -Diethylethylenediamine	C ₆ H ₁₆ N ₂	100-36-7	116.204			144	0.8280 ²⁰	1.4340 ²⁰	msc H ₂ O; s EtOH, eth, etc, tol
3453	<i>N,N'</i> -Diethyl-1,2-ethanedi-amine		C ₆ H ₁₆ N ₂	111-74-0	116.204			146	0.8280 ²⁰	1.4340 ²⁰	vs H ₂ O, eth, EtOH, tol
3454	Diethyl ether	Ethyl ether	C ₄ H ₁₀ O	60-29-7	74.121	liq	-116.22(0.04)	34.4(0.5)	0.7138 ²⁰	1.3526 ²⁰	sl H ₂ O; msc EtOH, bz, eth; vs ace
3455	Diethyl (ethoxymethylene)-malonate	2-Ethoxy-1,1-bis(ethoxycarbonyl)ethene	C ₁₀ H ₁₆ O ₅	87-13-8	216.231			280 dec		1.4600 ²⁰	i H ₂ O; s EtOH, eth; sl chl
3456	Diethyl ethylenemalonate		C ₉ H ₁₄ O ₄	1462-12-0	186.205			116 ¹⁷	1.0404 ²⁰	1.4308 ¹⁷	vs eth, EtOH
3457	Diethyl ethylmalonate		C ₉ H ₁₆ O ₄	133-13-1	188.221			208	1.006 ²⁰	1.4166 ²⁰	sl H ₂ O; vs EtOH, eth, ace, chl
3458	Diethyl ethylphenylmalonate		C ₁₅ H ₂₀ O ₄	76-67-5	264.318			170 ¹⁹	1.071 ²⁰	1.4896 ²⁵	i H ₂ O; s EtOH, eth; sl chl
3459	Diethyl ethylphosphonate		C ₆ H ₁₅ O ₃ P	78-38-6	166.155			198	1.0259 ²⁰	1.4163 ²⁰	sl H ₂ O; s EtOH, eth
3460	<i>N,N</i> -Diethylformamide		C ₆ H ₁₁ NO	617-84-5	101.147			175(10)	0.9080 ¹⁹	1.4321 ²⁵	msc H ₂ O, ace, bz; vs EtOH, eth
3461	Diethyl fumarate		C ₈ H ₁₂ O ₄	623-91-6	172.179		0.8	214(5)	1.0452 ²⁰	1.4412 ²⁰	i H ₂ O; s ace, chl
3462	Diethyl glutarate		C ₉ H ₁₆ O ₄	818-38-2	188.221	syrr liq	-24.1	237(3)	1.0220 ²⁰	1.4241 ²⁰	vs eth
3463	3,4-Diethylhexane		C ₁₀ H ₂₂	19398-77-7	142.282			160(5)	0.7472 ²⁵	1.4190 ²⁰	
3464	Di-2-ethylhexyl maleate		C ₂₀ H ₃₆ O ₄	142-16-5	340.498			156 ⁷	0.94 ²⁰		



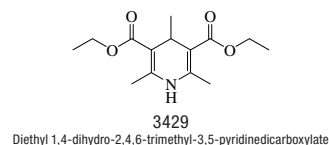
3426
Diethyl dicarbonate



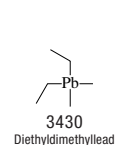
3427
Diethyl [(diethanolamino)methyl]phosphonate



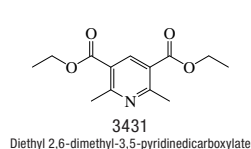
3428
5,5-Diethyldihydro-2H-1,3-oxazine-2,4(3H)-dione



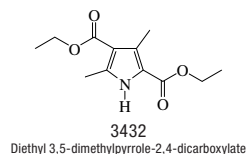
3429
Diethyl 1,4-dihydro-2,4,6-trimethyl-3,5-pyridinedicarboxylate



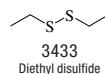
3430
Diethyldimethyllead



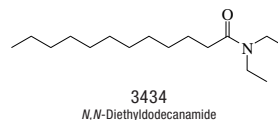
3431
Diethyl 2,6-dimethyl-3,5-pyridinedicarboxylate



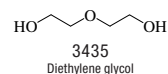
3432
Diethyl 3,5-dimethylpyrrole-2,4-dicarboxylate



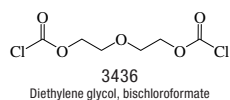
3433
Diethyl disulfide



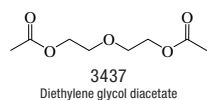
3434
N,N-Diethyldodecanamide



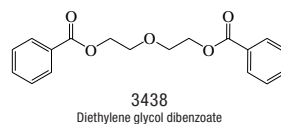
3435
Diethylene glycol



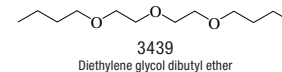
3436
Diethylene glycol, bischloroformate



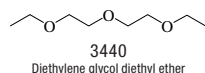
3437
Diethylene glycol diacetate



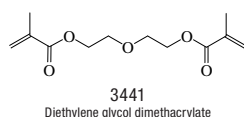
3438
Diethylene glycol dibenzoate



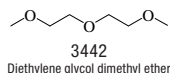
3439
Diethylene glycol dibutyl ether



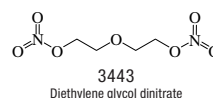
3440
Diethylene glycol diethyl ether



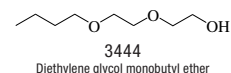
3441
Diethylene glycol dimethacrylate



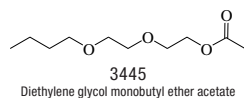
3442
Diethylene glycol dimethyl ether



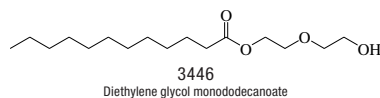
3443
Diethylene glycol dinitrate



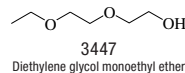
3444
Diethylene glycol monobutyl ether



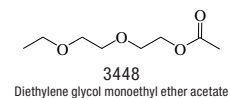
3445
Diethylene glycol monobutyl ether acetate



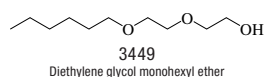
3446
Diethylene glycol monododecanoate



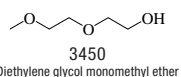
3447
Diethylene glycol monoethyl ether



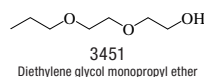
3448
Diethylene glycol monoethyl ether acetate



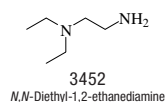
3449
Diethylene glycol monohexyl ether



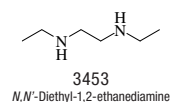
3450
Diethylene glycol monomethyl ether



3451
Diethylene glycol monopropyl ether



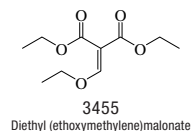
3452
N,N-Diethyl-1,2-ethanediamine



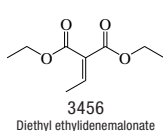
3453
N,N'-Diethyl-1,2-ethanediamine



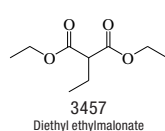
3454
Diethyl ether



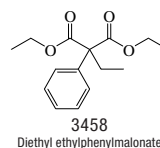
3455
Diethyl (ethoxymethylene)malonate



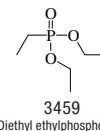
3456
Diethyl ethylenemalonate



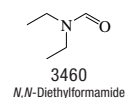
3457
Diethyl ethylmalonate



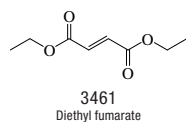
3458
Diethyl ethylphenylmalonate



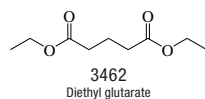
3459
Diethyl ethylphosphonate



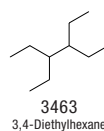
3460
N,N-Diethylformamide



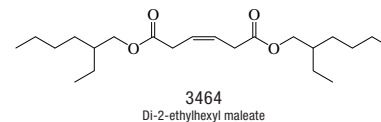
3461
Diethyl fumarate



3462
Diethyl glutarate

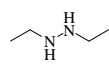


3463
3,4-Diethylhexane

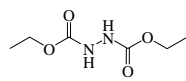


3464
Di-2-ethylhexyl maleate

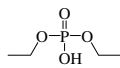
No.	Name	Synonym	Mol. Form.	CAS RN	Mol. Wt.	Physical Form	mp/°C	bp/°C	den g cm ⁻³	n _D	Solubility
3465	1,2-Diethylhydrazine		C ₄ H ₁₂ N ₂	1615-80-1	88.151			85.5	0.797 ²⁶	1.4204 ²⁰	vs bz, eth, EtOH
3466	Diethyl 1,2-hydrazinedicarboxylate	Diethyl bicarbamate	C ₆ H ₁₂ N ₂ O ₄	4114-28-7	176.170	nd (chl), pr (w)	135	250 dec	1.324 ⁸		vs eth, EtOH
3467	Diethyl hydrogen phosphate	Diethyl phosphate	C ₄ H ₁₁ O ₄ P	598-02-7	154.101	syr		203 dec	1.1800 ²⁰	1.4170 ²⁰	vs eth
3468	<i>N,N</i> -Diethyl-4-hydroxy-3-methoxybenzamide	Ethamivan	C ₁₂ H ₁₇ NO ₃	304-84-7	223.268		95				s chl
3469	Diethyl iminodiacetate		C ₈ H ₁₅ NO ₄	6290-05-7	189.210	orth cry	247 dec				
3470	Diethyl isobutylmalonate		C ₁₁ H ₂₀ O ₄	10203-58-4	216.275				0.9804 ²⁰	1.4236 ²⁰	i H ₂ O; vs EtOH, eth; s chl
3471	Diethyl isophthalate		C ₁₂ H ₁₄ O ₄	636-53-3	222.237		11.5	298(6)	1.1239 ¹⁷	1.508 ¹⁸	i H ₂ O
3472	Diethyl isopropylidenemalonate		C ₁₀ H ₁₆ O ₄	6802-75-1	200.232			176.5	1.0282 ¹⁸	1.4486 ¹⁷	vs ace, EtOH
3473	Diethyl isopropylmalonate	Ethyl isopropylmalonate	C ₁₀ H ₁₈ O ₄	759-36-4	202.248			215	0.9961 ²⁰	1.4188 ²¹	sl H ₂ O, ctc; vs EtOH, eth; s chl
3474	Diethyl ketomalonalate	Ethyl mesoxalate	C ₇ H ₁₀ O ₅	609-09-6	174.151	pa ye grn oil	-30	210	1.1419 ¹⁶	1.4310 ²²	vs H ₂ O; s EtOH, eth, chl; i CS ₂
3475	Diethyl malate	Diethyl hydroxybutanedioate	C ₈ H ₁₄ O ₅	7554-12-3	190.194			253	1.1290 ²⁰		
3476	Diethyl maleate		C ₈ H ₁₂ O ₄	141-05-9	172.179	liq	-8.8	222(8)	1.0662 ²⁰	1.4416 ²⁰	i H ₂ O; s EtOH, eth; sl chl
3477	Diethyl malonate	Ethyl malonate	C ₇ H ₁₂ O ₄	105-53-3	160.168	liq	-50(2)	200(3)	1.0551 ²⁰	1.4139 ²⁰	sl H ₂ O; msc EtOH, eth; vs ace, bz
3478	Diethyl mercury		C ₄ H ₁₀ Hg	627-44-1	258.71			159	2.43 ²⁰		s eth; sl EtOH
3479	Diethylmethylamine	<i>N</i> -Ethyl- <i>N</i> -methylethanamine	C ₅ H ₁₃ N	616-39-7	87.164	liq	-196	65.9(0.3)	0.703 ²⁵	1.3879 ²⁵	vs H ₂ O, EtOH, eth
3480	<i>N,N</i> -Diethyl-2-methylaniline		C ₁₁ H ₁₇ N	606-46-2	163.260	liq	-60	209	0.9286 ²⁰	1.5153 ²⁰	sl H ₂ O; msc EtOH, eth; s ctc
3481	<i>N,N</i> -Diethyl-4-methylaniline		C ₁₁ H ₁₇ N	613-48-9	163.260			229	0.9242 ¹⁶		sl H ₂ O; msc EtOH, eth
3482	<i>N,N</i> -Diethyl-3-methylbenzamide	DEET	C ₁₂ H ₁₇ NO	134-62-3	191.269			160 ¹⁹	0.996 ²⁰	1.5212 ²⁰	vs H ₂ O, bz, eth, EtOH
3483	1,3-Diethyl-5-methylbenzene		C ₁₁ H ₁₆	2050-24-0	148.245	liq	-74.1(0.3)	205	0.8748 ²⁰	1.5027 ²⁰	i H ₂ O; msc EtOH, eth, ace, bz, lig, ctc
3484	<i>N,N,N'</i> -Diethyl-2-methyl-1,4-benzenediamine, monohydrochloride	4- <i>N,N</i> -Diethyl-1,4-diamino-2-methylbenzene, hydrochloride	C ₁₁ H ₁₅ ClN ₂	2051-79-8	214.735	cry	250 dec				
3485	<i>N,N</i> -Diethyl-3-methylbutanamide	Isovaleryl diethylamide	C ₉ H ₁₉ NO	533-32-4	157.253			211	0.8764 ²⁰	1.4422 ²⁰	vs eth, EtOH
3486	Diethyl methylenesuccinate		C ₉ H ₁₄ O ₄	2409-52-1	186.205		58.5	228	1.0467 ²⁰	1.4377 ²⁰	msc EtOH; s eth, bz; vs ace
3487	Diethyl methylmalonate		C ₈ H ₁₄ O ₄	609-08-5	174.195			198.1(0.8)	1.0225 ²⁰	1.4126 ²⁰	sl H ₂ O; vs EtOH, eth, ace, chl
3488	Diethyl methylphosphonate		C ₅ H ₁₃ O ₃ P	683-08-9	152.129			181(6)	1.0406 ³⁰	1.4101 ³⁰	s H ₂ O, EtOH, eth; i bz
3489	<i>N,N</i> -Diethyl-4-methyl-1-piperazinecarboxamide	Diethylcarbamazine	C ₁₀ H ₂₁ N ₃ O	90-89-1	199.293		49.5(0.5)	110 ³			
3490	3,3-Diethyl-5-methyl-2,4-piperidinedione		C ₁₀ H ₁₇ NO ₂	125-64-4	183.248		75.5				s H ₂ O, bz, chl, EtOH
3491	<i>N,N</i> -Diethyl-1-naphthalenamine		C ₁₄ H ₁₇ N	84-95-7	199.292			285	1.013 ²⁰	1.5961 ²⁰	s EtOH, eth, bz; sl ctc
3492	<i>N,N</i> -Diethyl-4-nitroaniline		C ₁₀ H ₁₄ N ₂ O ₂	2216-15-1	194.230	ye nd (lig) pl (al)	77.5		1.225 ²⁵		s EtOH; sl lig
3493	<i>N,N</i> -Diethyl-4-nitrosoaniline		C ₁₀ H ₁₄ N ₂ O	120-22-9	178.230	grn mcl pr (eth) grn lf (ace)	87.5		1.24 ¹⁵		sl H ₂ O; s EtOH, eth, ace, chl
3494	Diethyl nonanedioate	Diethyl azelate	C ₁₃ H ₂₄ O ₄	624-17-9	244.328	liq	-18.5	289(15)	0.9729 ²⁰	1.4351 ²⁰	i H ₂ O; s EtOH, eth
3495	Diethyl oxalate	Ethyl oxalate	C ₆ H ₁₀ O ₄	95-92-1	146.141	liq	-40.6(0.3)	186(1)	1.0785 ²⁰	1.4101 ²⁰	sl H ₂ O; msc EtOH, eth, ace; s ctc
3496	Diethyl oxobutanedioate	Diethyl oxalacetate	C ₈ H ₁₂ O ₅	108-56-5	188.178			131 ²⁴	1.131 ²⁰	1.4561 ¹⁷	i H ₂ O; msc EtOH, eth, bz; vs ace
3497	Diethyl 3-oxo-1,5-pentanedioate	Diethyl 1,3-acetonedicarboxylate	C ₉ H ₁₄ O ₅	105-50-0	202.204			250	1.113 ²⁰		sl H ₂ O; msc EtOH
3498	3,3-Diethylpentane	Tetraethylmethane	C ₉ H ₂₀	1067-20-5	128.255	liq	-33.04(0.06)	146.2(0.3)	0.7536 ²⁰	1.4206 ²⁰	i H ₂ O; s eth, bz
3499	<i>N,N'</i> -Diethyl-1,4-pentanediamine	Novoldiamine	C ₉ H ₂₂ N ₂	140-80-7	158.284			201	0.814 ²⁰	1.4429 ²⁰	
3500	2,2-Diethyl-4-pentenamide	Novonal	C ₉ H ₁₇ NO	512-48-1	155.237	wh pow	75.5				vs eth, EtOH
3501	Diethyl 2-pentenedioate	Diethyl glutaconate	C ₉ H ₁₄ O ₄	2049-67-4	186.205			237	1.0496 ²⁰	1.4411 ²⁰	vs eth, EtOH



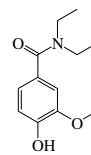
3465
1,2-Diethylhydrazine



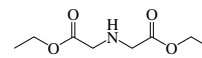
3466
Diethyl 1,2-hydrazinedicarboxylate



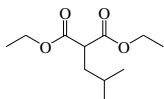
3467
Diethyl hydrogen phosphate



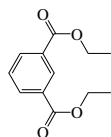
3468
N,N-Diethyl-4-hydroxy-3-methoxybenzamide



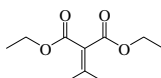
3469
Diethyl iminodiacetate



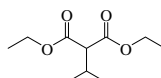
3470
Diethyl isobutylmalonate



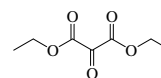
3471
Diethyl isophthalate



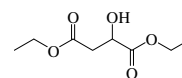
3472
Diethyl isopropylidenemalonate



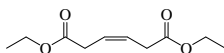
3473
Diethyl isopropylmalonate



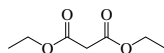
3474
Diethyl ketomalonate



3475
Diethyl malate



3476
Diethyl maleate



3477
Diethyl malonate



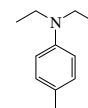
3478
Diethyl mercury



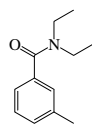
3479
Diethylmethylaniline



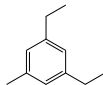
3480
N,N-Diethyl-2-methylaniline



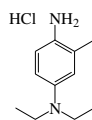
3481
N,N-Diethyl-4-methylaniline



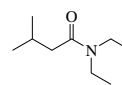
3482
N,N-Diethyl-3-methylbenzamide



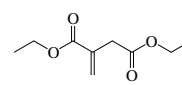
3483
1,3-Diethyl-5-methylbenzene



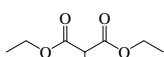
3484
N4,N4-Diethyl-2-methyl-1,4-benzenediamine, monohydrochloride



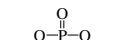
3485
N,N-Diethyl-3-methylbutanamide



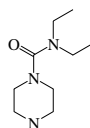
3486
Diethyl methylenesuccinate



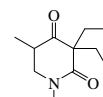
3487
Diethyl methylmalonate



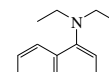
3488
Diethyl methylphosphonate



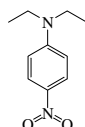
3489
N,N-Diethyl-4-methyl-1-piperazinecarboxamide



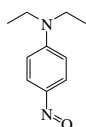
3490
3,3-Diethyl-5-methyl-2,4-piperidinedione



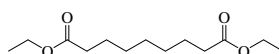
3491
N,N-Diethyl-1-naphthalenamine



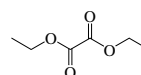
3492
N,N-Diethyl-4-nitroaniline



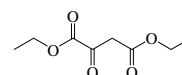
3493
N,N-Diethyl-4-nitrosoaniline



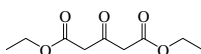
3494
Diethyl nonanedioate



3495
Diethyl oxalate



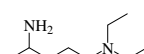
3496
Diethyl oxobutanedioate



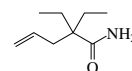
3497
Diethyl 3-oxo-1,5-pentanedioate



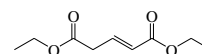
3498
3,3-Diethylpentane



3499
N,N-Diethyl-1,4-pentanediamine

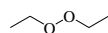


3500
2,2-Diethyl-4-pentenamide

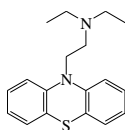


3501
Diethyl 2-pentenedioate

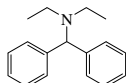
No.	Name	Synonym	Mol. Form.	CAS RN	Mol. Wt.	Physical Form	mp/°C	bp/°C	den g cm ⁻³	n _D	Solubility
3502	Diethylperoxide		C ₄ H ₁₀ O ₂	628-37-5	90.121	liq	-70	46(9)	0.8240 ¹⁹	1.3715 ¹⁷	sl H ₂ O; msc EtOH, eth
3503	<i>N,N</i> -Diethyl-10 <i>H</i> -phenothiazine-10-ethanamine	Diethazine	C ₁₈ H ₂₂ N ₂ S	60-91-3	298.446	oil		167 ^{9,5}			i H ₂ O; s dil HCl
3504	<i>N,N</i> -Diethyl- α -phenylbenzenemethanamine	<i>N,N</i> -Diethylbenzhydramine	C ₁₇ H ₂₁ N	519-72-2	239.356		58.5	170 ¹⁷			
3505	Diethyl phenylmalonate		C ₁₃ H ₁₆ O ₄	83-13-6	236.264		16.5	291(17)	1.0950 ²⁰	1.4977 ²⁰	vs ace, EtOH
3506	Diethyl phenylphosphonite		C ₁₀ H ₁₅ O ₂ P	1638-86-4	198.199			235	1.032 ¹⁶		
3507	5,5-Diethyl-1-phenyl-2,4,6-(1 <i>H</i> ,3 <i>H</i> ,5 <i>H</i>)-pyrimidine-trione	Phenetharbital	C ₁₄ H ₁₆ N ₂ O ₃	357-67-5	260.288		178				vs EtOH
3508	Diethylphosphine		C ₄ H ₁₁ P	627-49-6	90.104			85	0.786 ²⁰		
3509	Diethyl phosphonate		C ₄ H ₁₁ O ₃ P	762-04-9	138.102			54 ⁶			s ctc
3510	<i>O,O'</i> -Diethyl phosphorodithionate		C ₄ H ₁₁ O ₂ PS ₂	298-06-6	186.233						s H ₂ O
3511	Diethyl phthalate		C ₁₂ H ₁₄ O ₄	84-66-2	222.237	liq	-40.5	298(2)	1.232 ¹⁴	1.5000 ²¹	i H ₂ O; msc EtOH, eth; s ace, bz, ctc
3512	3,3-Diethyl-2,4-piperidinedione	Piperidione	C ₉ H ₁₅ NO ₂	77-03-2	169.221	nd (w)	104				vs H ₂ O, EtOH, chl, MeOH
3513	<i>N,N</i> -Diethylpropanamide		C ₇ H ₁₅ NO	1114-51-8	129.200			191	0.8972 ²⁰	1.4425 ²⁰	vs EtOH
3514	<i>N,N</i> -Diethyl-1,3-propanediamine		C ₇ H ₁₈ N ₂	104-78-9	130.231			165(2)	0.822 ²⁰	1.443 ²⁰	
3515	Diethylpropanedioic acid	Diethylmalonic acid	C ₇ H ₁₂ O ₄	510-20-3	160.168	pr (w,bz)	127 dec				vs H ₂ O, EtOH, eth; sl bz, chl
3516	2,2-Diethyl-1,3-propanediol		C ₇ H ₁₆ O ₂	115-76-4	132.201		61.3(0.5)	244(12)	1.050 ²⁰	1.4574 ²⁵	vs H ₂ O, EtOH, eth; s chl
3517	Diethyl 2-propylmalonate		C ₁₀ H ₁₈ O ₄	2163-48-6	202.248			221	0.989 ²⁰	1.4197 ²⁰	sl H ₂ O; vs EtOH, eth
3518	<i>N,N</i> -Diethyl-3-pyridinecarboxamide	Nikethamide	C ₁₀ H ₁₄ N ₂ O	59-26-7	178.230	ye solid or visc liq	25	280 dec	1.060 ²⁵	1.525 ²⁰	sl DMSO
3519	<i>N,N</i> -Diethyl-4-pyridinecarboxamide	Isonicotinic acid diethylamide	C ₁₀ H ₁₄ N ₂ O	530-40-5	178.230			119 ¹		1.525 ²⁰	vs H ₂ O, ace, eth, EtOH
3520	3,3-Diethyl-2,4-(1 <i>H</i> ,3 <i>H</i>)-pyridinedione	Pyrithyldione	C ₉ H ₁₃ NO ₂	77-04-3	167.205		90.7				
3521	Diethyl sebacate		C ₁₄ H ₂₆ O ₄	110-40-7	258.354		2.5	305	0.9646 ²⁰	1.4306 ²⁰	sl H ₂ O, ctc; s EtOH, ace; i bz
3522	Diethyl selenide		C ₄ H ₁₀ Se	627-53-2	137.08	pa ye	55	108	1.2300 ²⁰	1.4768 ²⁰	
3523	Diethylsilane		C ₄ H ₁₂ Si	542-91-6	88.224	liq	-134.3	57	0.6843 ²⁰	1.3921 ²⁰	i H ₂ O
3524	<i>trans</i> -Diethylstilbestrol		C ₁₈ H ₂₀ O ₂	56-53-1	268.351	pl (bz)	172(3)				vs eth, EtOH, chl
3525	<i>trans</i> -Diethylstilbestrol dipropionate	Clinestrol	C ₂₄ H ₂₈ O ₄	130-80-3	380.477	pr (MeOH)	104				vs bz, eth, EtOH
3526	<i>trans</i> -Diethylstilbestrol monomethyl ether	Mestilbol	C ₁₉ H ₂₂ O ₂	18839-90-2	282.377	nd (bz-peth)	117.5	190 ^{9,3}			vs ace, eth, EtOH
3527	Diethyl succinate	Ethyl succinate	C ₈ H ₁₄ O ₄	123-25-1	174.195	liq	-21.6(0.8)	217(1)	1.0402 ²⁰	1.4201 ²⁰	i H ₂ O; msc EtOH, eth; s ace, chl
3528	Diethyl sulfate		C ₄ H ₁₀ O ₄ S	64-67-5	154.185	oil	-26.0(0.5)	208	1.172 ²⁵	1.3989 ²⁰	i H ₂ O; msc EtOH, eth
3529	Diethyl sulfide	Ethyl sulfide	C ₄ H ₁₀ S	352-93-2	90.187	liq	-103.9(0.1)	92.1(0.2)	0.8362 ²⁰	1.4430 ²⁰	sl H ₂ O, ctc; s EtOH, eth
3530	Diethyl sulfite	Ethyl sulfite	C ₄ H ₁₀ O ₃ S	623-81-4	138.185			158	1.1 ²⁰	1.4310 ²⁰	s EtOH, eth
3531	Diethyl sulfone	Ethyl sulfone	C ₄ H ₁₀ O ₂ S	597-35-3	122.186	orth pl	70(4)	264(14)	1.357 ²⁰		s H ₂ O, eth; vs bz; i peth
3532	Diethyl sulfoxide		C ₄ H ₁₀ OS	70-29-1	106.186	syr	14	104 ²⁵	1.0092 ²²		vs H ₂ O, eth, EtOH
3533	Diethyl <i>DL</i> -tartrate		C ₈ H ₁₄ O ₆	57968-71-5	206.193		18.7	281	1.2046 ²⁰	1.4438 ²⁰	sl H ₂ O; msc EtOH, eth; s ace, ctc
3534	Diethyl telluride		C ₄ H ₁₀ Te	627-54-3	185.72	red-ye		137.5	1.599 ¹⁵	1.5182 ¹⁵	vs EtOH
3535	Diethyl terephthalate		C ₁₂ H ₁₄ O ₄	636-09-9	222.237	mcl pr (al, peth)	43.2(0.6)	303(8)	1.0989 ⁴⁵		i H ₂ O; vs EtOH, eth
3536	Diethyl thiodipropionate		C ₁₀ H ₁₈ O ₄ S	673-79-0	234.313			174 ¹⁵	1.1034 ²⁰	1.4655 ²⁰	
3537	<i>N,N'</i> -Diethylthiourea		C ₅ H ₁₂ N ₂ S	105-55-5	132.227		76.9(0.4)	287(17)			s H ₂ O, EtOH; vs eth; sl ctc
3538	<i>N,N</i> -Diethyl-1,1,1-trimethylsilylanamine	(Diethylamino)trimethylsilane	C ₇ H ₁₉ NSi	996-50-9	145.319			126.3	0.7627 ²⁰	1.4112 ²⁰	
3539	Diethyltrisulfide		C ₄ H ₁₀ S ₃	3600-24-6	154.317		-72.6	85 ²⁶	1.1082 ²⁰	1.5689 ¹³	
3540	<i>N,N</i> -Diethylurea		C ₅ H ₁₂ N ₂ O	634-95-7	116.161	pl, nd (eth)	75.3(0.2)	95 ^{0,02}			vs H ₂ O, EtOH, bz, lig; s eth
3541	<i>N,N'</i> -Diethylurea		C ₅ H ₁₂ N ₂ O	623-76-7	116.161	tab (lig), hyg nd (al)	110.3(0.4)	263	1.0415 ²⁵	1.4616 ⁴⁰	vs H ₂ O, EtOH, eth



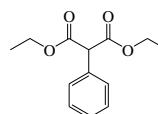
3502
Diethylperoxide



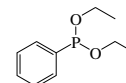
3503
N,N-Diethyl-10*H*-phenothiazine-10-ethanamine



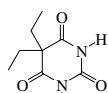
3504
N,N-Diethyl-*o*-phenylbenzenemethanamine



3505
Diethyl phenylmalonate



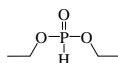
3506
Diethyl phenylphosphonite



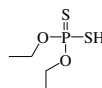
3507
5,5-Diethyl-1-phenyl-2,4,6-(1*H*,3*H*,5*H*)-pyrimidinetrione



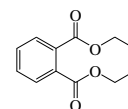
3508
Diethylphosphine



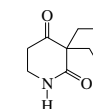
3509
Diethyl phosphonate



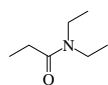
3510
O,O'-Diethyl phosphorodithionate



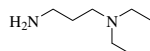
3511
Diethyl phthalate



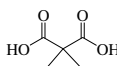
3512
3,3-Diethyl-2,4-piperidinedione



3513
N,N-Diethylpropanamide



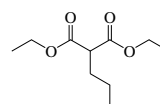
3514
N,N-Diethyl-1,3-propanediamine



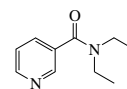
3515
Diethylpropanedioic acid



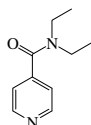
3516
2,2-Diethyl-1,3-propanediol



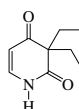
3517
Diethyl 2-propylmalonate



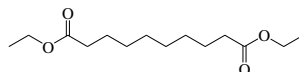
3518
N,N-Diethyl-3-pyridinecarboxamide



3519
N,N-Diethyl-4-pyridinecarboxamide



3520
3,3-Diethyl-2,4-(1*H*,3*H*)-pyridinedione



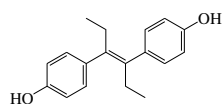
3521
Diethyl sebacate



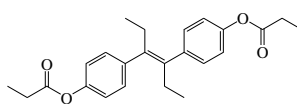
3522
Diethyl selenide



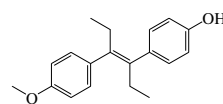
3523
Diethylsilane



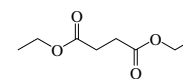
3524
trans-Diethylstilbestrol



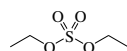
3525
trans-Diethylstilbestrol dipropionate



3526
trans-Diethylstilbestrol monomethyl ether



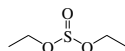
3527
Diethyl succinate



3528
Diethyl sulfate



3529
Diethyl sulfide



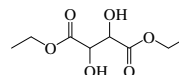
3530
Diethyl sulfite



3531
Diethyl sulfone



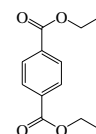
3532
Diethyl sulfoxide



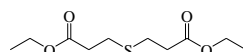
3533
Diethyl *DL*-tartrate



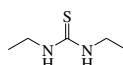
3534
Diethyl telluride



3535
Diethyl terephthalate



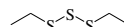
3536
Diethyl thiodipropionate



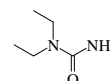
3537
N,N'-Diethylthiourea



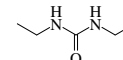
3538
N,N-Diethyl-1,1,1-trimethylsilanamine



3539
Diethyltrisulfide

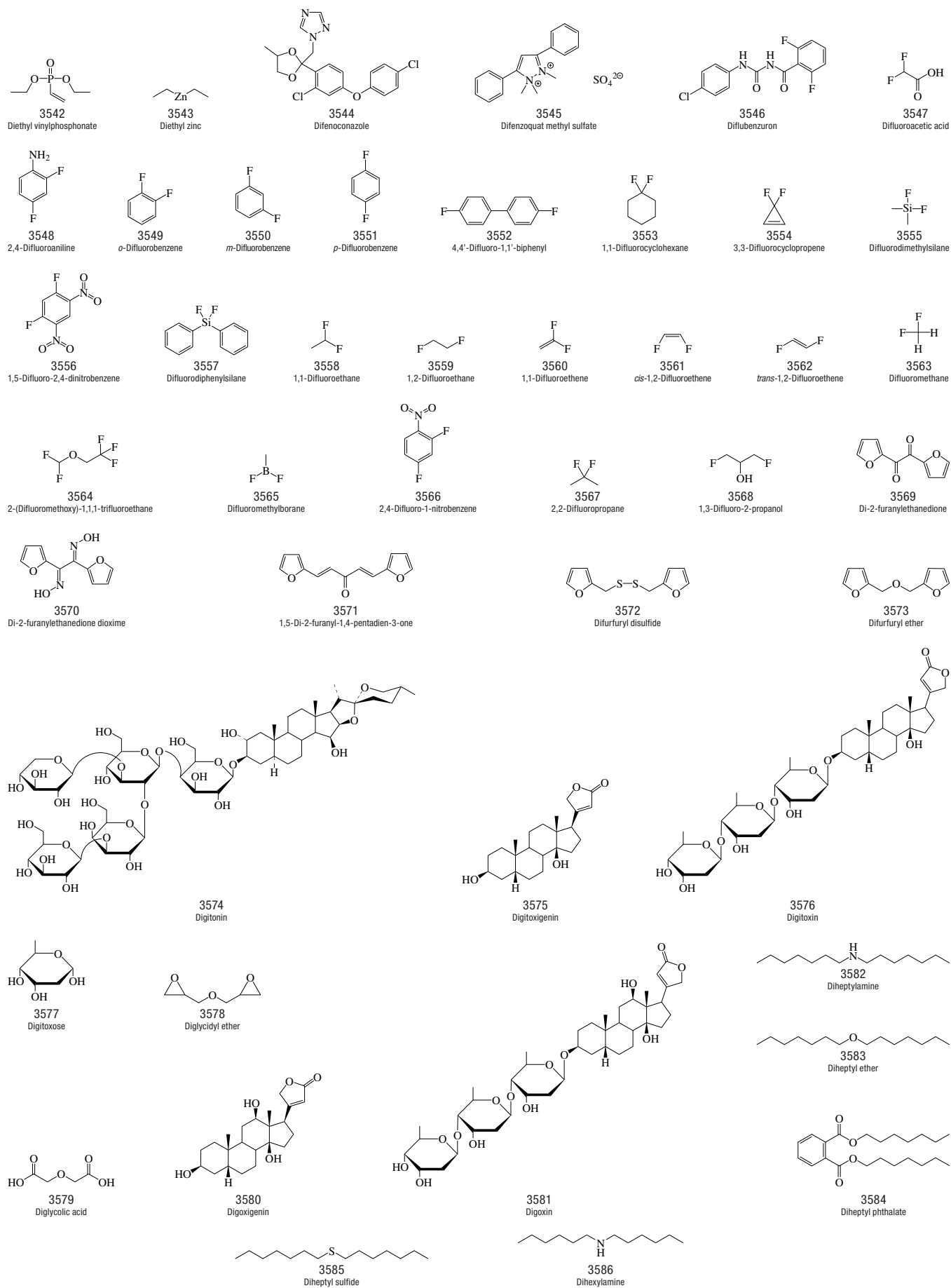


3540
N,N-Diethylurea

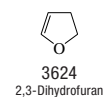
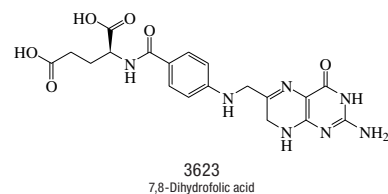
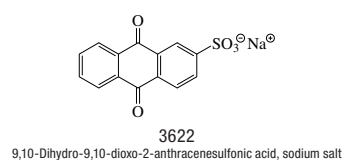
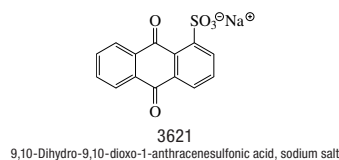
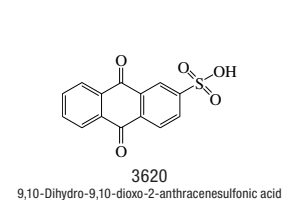
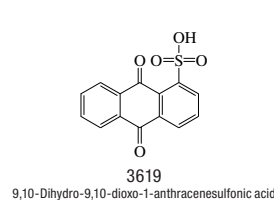
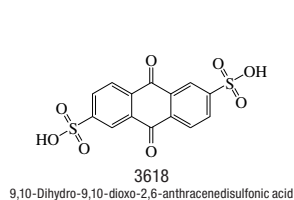
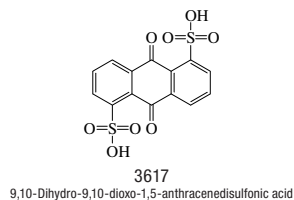
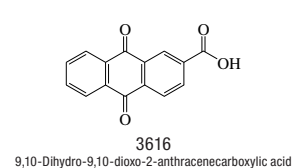
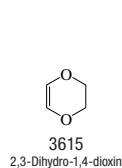
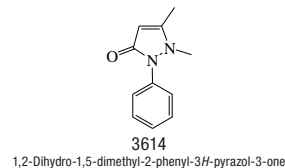
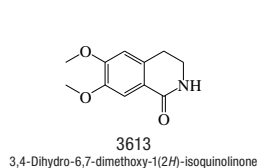
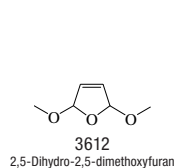
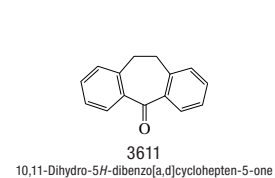
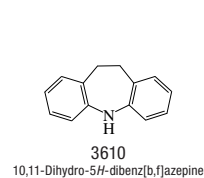
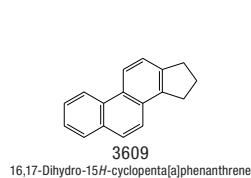
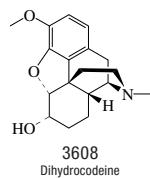
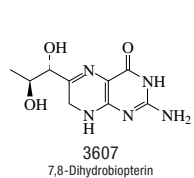
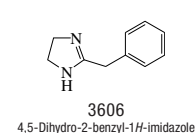
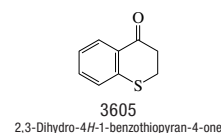
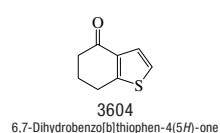
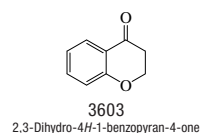
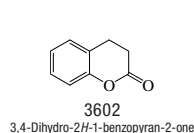
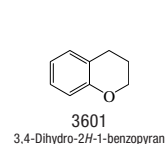
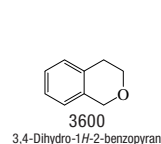
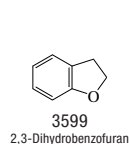
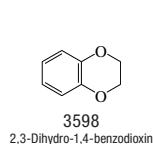
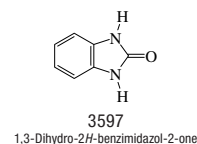
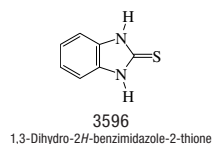
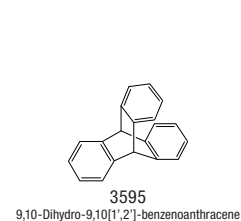
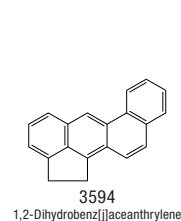
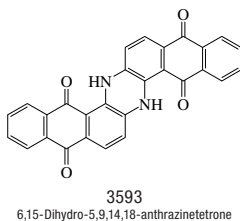
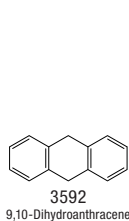
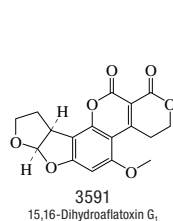
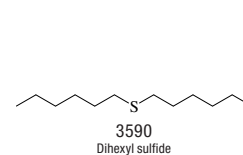
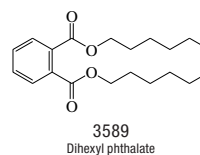
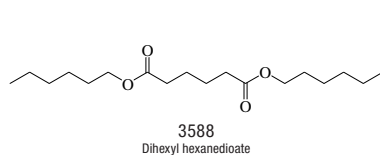
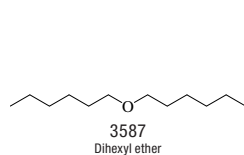


3541
N,N'-Diethylurea

No.	Name	Synonym	Mol. Form.	CAS RN	Mol. Wt.	Physical Form	mp/°C	bp/°C	den g cm ⁻³	n _D	Solubility
3542	Diethyl vinylphosphonate		C ₈ H ₁₃ O ₃ P	682-30-4	164.139			110 ²	1.068 ²⁵	1.4290 ²⁰	
3543	Diethyl zinc	Zinc diethyl	C ₄ H ₁₀ Zn	557-20-0	123.531	col liq	-33.34(0.02)	133(6)	1.2065 ²⁰	1.4936 ²⁰	dec H ₂ O; msc eth, peth, bz
3544	Difenoconazole		C ₁₉ H ₁₇ Cl ₂ N ₃ O ₃	119446-68-3	406.262		76	220 ^{0.03}			
3545	Difenzoquat methyl sulfate	1 <i>H</i> -Pyrazolium, 1,2-dimethyl-3,5-diphenyl-, methyl sulfate	C ₁₈ H ₂₀ N ₂ O ₄ S	43222-48-6	360.428		158.5(0.5)				
3546	Diflubenzuron	<i>N</i> -[[[(4-Chlorophenyl)amino]-carbonyl]-2,6-difluorobenzamide	C ₁₄ H ₉ ClF ₂ N ₂ O ₂	35367-38-5	310.683		228(1)				
3547	Difluoroacetic acid		C ₂ H ₂ F ₂ O ₂	381-73-7	96.033	liq	-1	133	1.526 ²⁵	1.3470 ²⁰	
3548	2,4-Difluoroaniline		C ₆ H ₅ F ₂ N	367-25-9	129.108	liq	-7.5	170	1.268 ²⁵	1.5063 ²⁰	
3549	<i>o</i> -Difluorobenzene	1,2-Difluorobenzene	C ₆ H ₄ F ₂	367-11-3	114.093	liq	-47.1(0.1)	93.9(0.5)	1.1599 ¹⁸	1.4451 ¹⁸	i H ₂ O; s ace, bz, chl
3550	<i>m</i> -Difluorobenzene	1,3-Difluorobenzene	C ₆ H ₄ F ₂	372-18-9	114.093	liq	-69.11(0.01)	83.0(0.5)	1.1572 ²⁰	1.4374 ²⁰	i H ₂ O; s ace, bz
3551	<i>p</i> -Difluorobenzene	1,4-Difluorobenzene	C ₆ H ₄ F ₂	540-36-3	114.093	liq	-23.5(0.2)	88.9(0.3)	1.1701 ²⁰	1.4422 ²⁰	i H ₂ O; s ace, bz; sl ctc
3552	4,4'-Difluoro-1,1'-biphenyl	4,4'-Difluorodiphenyl	C ₁₂ H ₈ F ₂	398-23-2	190.189	mcl pr (al) lf (w)	90(2)	254.5			i H ₂ O; vs EtOH, bz, chl; s eth, ace
3553	1,1-Difluorocyclohexane		C ₆ H ₁₀ F ₂	371-90-4	120.140	liq		99.5			
3554	3,3-Difluorocyclopropene		C ₃ H ₂ F ₂	56830-75-2	76.045	liq		34			
3555	Difluorodimethylsilane		C ₂ H ₆ F ₂ Si	353-66-2	96.152	col gas	-87.5	2.5			
3556	1,5-Difluoro-2,4-dinitrobenzene		C ₆ H ₂ F ₂ N ₂ O ₄	327-92-4	204.088		75.5	132 ²			sl EtOH
3557	Difluorodiphenylsilane		C ₁₂ H ₁₀ F ₂ Si	312-40-3	220.290			246	1.145 ¹⁷	1.5221 ²⁵	
3558	1,1-Difluoroethane	Ethylidene difluoride	C ₂ H ₄ F ₂	75-37-6	66.050	col gas	-118.6	-24.05	0.896 ²⁵ (p>1 atm)	1.3011 ⁻⁷²	
3559	1,2-Difluoroethane	Ethylene difluoride	C ₂ H ₄ F ₂	624-72-6	66.050	vol liq		26			vs bz, eth, chl
3560	1,1-Difluoroethene	Vinylidene fluoride	C ₂ H ₂ F ₂	75-38-7	64.034	col gas	-144	-85.5(0.8)			vs eth, EtOH
3561	<i>cis</i> -1,2-Difluoroethene	<i>cis</i> -1,2-Difluoroethylene	C ₂ H ₂ F ₂	1630-77-9	64.034	col gas		-45(19)			
3562	<i>trans</i> -1,2-Difluoroethene	<i>trans</i> -1,2-Difluoroethylene	C ₂ H ₂ F ₂	1630-78-0	64.034	col gas		-53.1			
3563	Difluoromethane	Methylene fluoride	CH ₂ F ₂	75-10-5	52.024	col gas	-136.8(0.2)	-51.65(0.07)	1.2139 ⁻⁵²		i H ₂ O; s EtOH
3564	2-(Difluoromethoxy)-1,1,1-trifluoroethane	Difluoromethyl 2,2,2-trifluoroethyl ether	C ₃ H ₃ F ₅ O	1885-48-9	150.047	col liq		29.2(0.2)			
3565	Difluoromethylborane		CH ₃ BF ₂	373-64-8	63.843	gas		-78.5 ²⁸⁷			reac H ₂ O
3566	2,4-Difluoro-1-nitrobenzene		C ₆ H ₃ F ₂ NO ₂	446-35-5	159.091		9.8	207	1.4571 ¹⁴	1.5149 ¹⁴	sl chl
3567	2,2-Difluoropropane		C ₃ H ₆ F ₂	420-45-1	80.077	col gas	-104.8	0(3)	0.9205 ²⁰ (p>1 atm)	1.2904 ²⁰	
3568	1,3-Difluoro-2-propanol		C ₃ H ₆ F ₂ O	453-13-4	96.076			127	1.24 ²⁵	1.3725 ²⁰	
3569	Di-2-furanylethanedione		C ₁₀ H ₆ O ₄	492-94-4	190.153	ye nd (al), cry (bz)	166.3				sl H ₂ O; s EtOH, eth, bz, chl
3570	Di-2-furanylethanedione dioxime	α -Furildioxime	C ₁₀ H ₈ N ₂ O ₄	522-27-0	220.182		167				sl EtOH, eth, bz, lig
3571	1,5-Di-2-furanyl-1,4-pentadien-3-one		C ₁₃ H ₁₀ O ₃	886-77-1	214.216	hyg pr (peth) ye pr (lig)	60.5	181 ⁴			vs eth, EtOH, chl
3572	Difurfuryl disulfide	Furfuryl disulfide	C ₁₀ H ₁₀ O ₂ S ₂	4437-20-1	226.315		10	167 ¹³			vs EtOH
3573	Difurfuryl ether	Furfuryl ether	C ₁₀ H ₁₀ O ₃	4437-22-3	178.184			101 ²	1.1405 ²⁰	1.5088 ²⁰	i H ₂ O
3574	Digitonin		C ₅₈ H ₉₂ O ₂₉	11024-24-1	1229.312		237.5				
3575	Digitoxigenin		C ₂₃ H ₃₄ O ₄	143-62-4	374.514		253				s EtOH; vs MeOH
3576	Digitoxin		C ₄₁ H ₆₄ O ₁₃	71-63-6	764.939	pr (dil al)	255.5				sl H ₂ O; vs EtOH; s eth, chl, MeOH, py
3577	Digitoxose		C ₆ H ₁₂ O ₄	527-52-6	148.157	cry (MeOH +eth)	112				vs H ₂ O, ace; s py, AcOEt
3578	Diglycidyl ether	Bis(2,3-epoxypropyl) ether	C ₈ H ₁₆ O ₃	2238-07-5	130.141			260	1.1195 ²⁰		
3579	Diglycolic acid	2,2'-Oxydiacetic acid	C ₄ H ₆ O ₅	110-99-6	134.088	mcl pr (w + 1)	148	269(18)			vs H ₂ O, eth, EtOH
3580	Digoxigenin		C ₂₃ H ₃₄ O ₅	1672-46-4	390.513	pr (AcOEt)	222				vs EtOH, MeOH; sl chl
3581	Digoxin		C ₄₁ H ₆₄ O ₁₄	20830-75-5	780.939	trc pl (dil al, py)	249 dec				vs EtOH
3582	Diheptylamine	<i>N</i> -Heptyl-1-heptanamine	C ₁₄ H ₃₁ N	2470-68-0	213.403	nd	31.5	266(8)	0.7956 ²¹		sl H ₂ O; s EtOH; vs eth
3583	Diheptyl ether	Heptyl ether	C ₁₄ H ₃₀ O	629-64-1	214.387			258(4)	0.8008 ²⁰	1.4275 ²⁰	vs eth, EtOH
3584	Diheptyl phthalate		C ₂₂ H ₃₄ O ₄	3648-21-3	362.503			360			
3585	Diheptyl sulfide	Heptyl sulfide	C ₁₄ H ₃₀ S	629-65-2	230.453		70	295(11)	0.8416 ²⁰	1.4606 ²⁰	i H ₂ O; s eth
3586	Dihexylamine	<i>N</i> -Hexyl-1-hexanamine	C ₁₂ H ₂₇ N	143-16-8	185.349	liq	-13.0(0.2)	236	0.7889 ²⁰	1.4339 ²⁰	s EtOH, eth



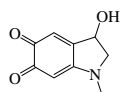
No.	Name	Synonym	Mol. Form.	CAS RN	Mol. Wt.	Physical Form	mp/°C	bp/°C	den g cm ⁻³	n _D	Solubility
3587	Dihexyl ether	Hexyl ether	C ₁₂ H ₂₆ O	112-58-3	186.333			220(4)	0.7936 ²⁰	1.4204 ²⁰	i H ₂ O; s eth; sl ctc
3588	Dihexyl hexanedioate		C ₁₈ H ₃₄ O ₄	110-33-8	314.461	liq	-9	344(16)	0.941 ²⁰		
3589	Dihexyl phthalate		C ₂₀ H ₃₀ O ₄	84-75-3	334.450			210 ⁵			
3590	Dihexyl sulfide	Hexyl sulfide	C ₁₂ H ₂₆ S	6294-31-1	202.399			230	0.8411 ²⁰	1.4586 ²⁰	
3591	15,16-Dihydroaflatoxin G ₁	Aflatoxin G ₂	C ₁₇ H ₁₄ O ₇	7241-98-7	330.289		239.3				
3592	9,10-Dihydroanthracene		C ₁₄ H ₁₂	613-31-0	180.245	tab or pr	109.00(0.01)	305	1.215 ²⁰		i H ₂ O; s EtOH, eth, bz, chl
3593	6,15-Dihydro-5,9,14,18-anthrazinetetrone	Indanthrene	C ₂₈ H ₁₄ N ₂ O ₄	81-77-6	442.422	bl nd	485 dec				i H ₂ O, EtOH, eth, ace, bz; s PhNO ₂ , dil alk
3594	1,2-Dihydrobenz[<i>l</i>]-aceanthrylene	Cholanthrene	C ₂₀ H ₁₄	479-23-2	254.325	pa ye lf (bz-al)	170.4				i H ₂ O; s EtOH, bz, HOAc, lig, tol
3595	9,10-Dihydro-9,10[1',2']-benzenoanthracene	Triptycene	C ₂₀ H ₁₄	477-75-8	254.325	cry (cyhex)	253.99(0.01)				
3596	1,3-Dihydro-2 <i>H</i> -benzimidazole-2-thione	2-Benzimidazolethiol	C ₇ H ₆ N ₂ S	583-39-1	150.201	pl (dil al or NH ₃)	316.3(0.8)				vs EtOH
3597	1,3-Dihydro-2 <i>H</i> -benzimidazol-2-one		C ₇ H ₆ N ₂ O	615-16-7	134.135	lf (w or al)	318 dec				sl H ₂ O, eth, bz; s ace; vs EtOH
3598	2,3-Dihydro-1,4-benzodioxin		C ₈ H ₈ O ₂	493-09-4	136.149			213(1)	1.180 ²⁰	1.5485 ²⁰	
3599	2,3-Dihydrobenzofuran	Coumaran	C ₈ H ₈ O	496-16-2	120.149	liq	-21.5	187(19)	1.058 ²⁵	1.5497 ²⁰	vs eth, EtOH, chl
3600	3,4-Dihydro-1 <i>H</i> -2-benzopyran	Isochroman	C ₉ H ₁₀ O	493-05-0	134.174		4.35(0.02)	110 ²⁵	1.067 ²⁵	1.5444 ²⁰	
3601	3,4-Dihydro-2 <i>H</i> -1-benzopyran		C ₉ H ₁₀ O	493-08-3	134.174		-3.31(0.02)	215.6(0.8)	1.072 ²⁰	1.5444 ²⁰	s H ₂ O; msc os
3602	3,4-Dihydro-2 <i>H</i> -1-benzopyran-2-one		C ₉ H ₈ O ₂	119-84-6	148.159	lf	25	272	1.169 ¹⁸	1.5563 ²⁰	i H ₂ O; sl EtOH, eth, ctc; s chl
3603	2,3-Dihydro-4 <i>H</i> -1-benzopyran-4-one	4-Chromanone	C ₉ H ₈ O ₂	491-37-2	148.159		39.1(0.4)	160 ⁵⁰	1.1291 ¹⁰⁰	1.5750	s EtOH; vs eth, ace, bz, chl; sl ctc
3604	6,7-Dihydrobenzo[<i>b</i>]thiophen-4(5 <i>H</i>)-one	4,5,6,7-Tetrahydro-4-benzothiophenone	C ₈ H ₈ OS	13414-95-4	152.214						sl chl
3605	2,3-Dihydro-4 <i>H</i> -1-benzothio-pyran-4-one		C ₈ H ₈ OS	3528-17-4	164.224		29	154 ¹²	1.2487 ¹⁴	1.6395 ²⁰	
3606	4,5-Dihydro-2-benzyl-1 <i>H</i> -imidazole	Tolazoline	C ₁₀ H ₁₂ N ₂	59-98-3	160.215	cry (peth)	67				
3607	7,8-Dihydrobiopterin		C ₉ H ₁₂ N ₄ O ₃	6779-87-9	239.231	hyg nd (w)					s H ₂ O
3608	Dihydrocodeine		C ₁₈ H ₂₃ NO ₃	125-28-0	301.381	cry (aq, MeOH)	112.5	248 ¹⁵			
3609	16,17-Dihydro-15 <i>H</i> -cyclopenta[<i>a</i>]phenanthrene	1,2-Cyclopentenophenanthrene	C ₁₇ H ₁₄	482-66-6	218.293	nd (al, petr)	135.5				i H ₂ O; s EtOH, peth
3610	10,11-Dihydro-5 <i>H</i> -dibenz[<i>b</i> , <i>l</i>]-azepine		C ₁₄ H ₁₃ N	494-19-9	195.260						s chl
3611	10,11-Dihydro-5 <i>H</i> -dibenzo[<i>a</i> , <i>d</i>]cyclohepten-5-one		C ₁₅ H ₁₂ O	1210-35-1	208.255		32.4(0.5)	203 ⁷	1.1635 ²⁰	1.6324 ²⁰	
3612	2,5-Dihydro-2,5-dimethoxyfuran		C ₆ H ₁₀ O ₃	332-77-4	130.141			161	1.073 ²⁵	1.4339 ²⁰	
3613	3,4-Dihydro-6,7-dimethoxy-1(2 <i>H</i>)-isoquinolinone	Corydaldine	C ₁₁ H ₁₃ NO ₃	493-49-2	207.226	mcl pr (w, al)	175				vs H ₂ O, bz, eth, EtOH
3614	1,2-Dihydro-1,5-dimethyl-2-phenyl-3 <i>H</i> -pyrazol-3-one	Antipyrine	C ₁₁ H ₁₂ N ₂ O	60-80-0	188.225	lf or sc (eth, bz)	108.0(0.2)	319			vs H ₂ O, EtOH
3615	2,3-Dihydro-1,4-dioxin		C ₄ H ₆ O ₂	543-75-9	86.090			94.1	1.0836 ²⁰	1.4372 ²⁰	s ctc
3616	9,10-Dihydro-9,10-dioxo-2-anthracenecarboxylic acid		C ₁₅ H ₈ O ₄	117-78-2	252.223	ye nd (HOAc)	291	sub			sl EtOH, HOAc; i eth, bz; s ace
3617	9,10-Dihydro-9,10-dioxo-1,5-anthracenedisulfonic acid		C ₁₄ H ₈ O ₆ S ₂	117-14-6	368.339	ye nd (HCl +4w) pl (dil HOAc)	310 dec				vs H ₂ O, EtOH, HOAc
3618	9,10-Dihydro-9,10-dioxo-2,6-anthracenedisulfonic acid		C ₁₄ H ₈ O ₆ S ₂	84-50-4	368.339						vs H ₂ O; s EtOH; i eth, bz
3619	9,10-Dihydro-9,10-dioxo-1-anthracenesulfonic acid		C ₁₄ H ₈ O ₅ S	82-49-5	288.276	lf (HOAc) ye lf (conc HCl, +3w)	216.0				vs H ₂ O, HOAc; s EtOH
3620	9,10-Dihydro-9,10-dioxo-2-anthracenesulfonic acid		C ₁₄ H ₈ O ₅ S	84-48-0	288.276	ye lf (+3w)					vs H ₂ O; s EtOH; i eth
3621	9,10-Dihydro-9,10-dioxo-1-anthracenesulfonic acid, sodium salt	Sodium anthraquinone-1-sulfonate	C ₁₄ H ₇ NaO ₅ S	128-56-3	310.258	ye lf (w)					sl H ₂ O
3622	9,10-Dihydro-9,10-dioxo-2-anthracenesulfonic acid, sodium salt		C ₁₄ H ₇ NaO ₅ S	131-08-8	310.258						sl DMSO
3623	7,8-Dihydrofolic acid		C ₁₉ H ₂₁ N ₇ O ₆	4033-27-6	443.413	ye cry					
3624	2,3-Dihydrofuran		C ₄ H ₆ O	1191-99-7	70.090			54.5(0.2)	0.927 ²⁵	1.4239 ²⁰	



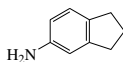
No.	Name	Synonym	Mol. Form.	CAS RN	Mol. Wt.	Physical Form	mp/°C	bp/°C	den g cm ⁻³	n _D	Solubility
3625	2,5-Dihydrofuran		C ₄ H ₆ O	1708-29-8	70.090					1.4311 ²⁰	
3626	2,3-Dihydro-3-hydroxy-1-methyl-1 <i>H</i> -indole-5,6-dione	Adrenochrome	C ₉ H ₉ NO ₃	54-06-8	179.172		125 dec				vs H ₂ O, EtOH; i eth, bz
3627	2,3-Dihydro-1 <i>H</i> -inden-5-amine		C ₉ H ₁₁ N	24425-40-9	133.190	nd (peth)	37.5	248			sl H ₂ O, chl; s eth, ace, bz
3628	2,3-Dihydro-1 <i>H</i> -inden-1-ol		C ₉ H ₁₀ O	6351-10-6	134.174	pl (peth)	55(2)	220			vs bz, EtOH, chl
3629	2,3-Dihydro-1 <i>H</i> -inden-5-ol		C ₉ H ₁₀ O	1470-94-6	134.174		58	253			sl H ₂ O, peth; vs EtOH, eth; s sulf
3630	2,3-Dihydro-1 <i>H</i> -inden-1-one		C ₉ H ₈ O	83-33-0	132.159	ta, nd (w + 3)	40(2)	243(8)	1.0943 ⁴⁰	1.561 ²⁵	sl H ₂ O; vs EtOH, eth, ace, chl
3631	1,3-Dihydro-2 <i>H</i> -inden-2-one	2-Indanone	C ₉ H ₈ O	615-13-4	132.159	nd (al, eth)	58(3)	218 dec	1.0712 ⁶⁹	1.538 ⁶⁷	i H ₂ O; vs EtOH, eth, ace, chl
3632	1a,6a-Dihydro-6 <i>H</i> -indeno[1,2- <i>b</i>]oxirene		C ₉ H ₈ O	768-22-9	132.159		24.5	113 ²⁰	1.1255 ²⁴		s chl
3633	2,3-Dihydro-1 <i>H</i> -indole		C ₈ H ₉ N	496-15-1	119.164			230(13)	1.069 ²⁰	1.5923 ²⁰	sl H ₂ O; s eth, ace, bz
3634	1,3-Dihydro-2 <i>H</i> -indol-2-one		C ₈ H ₇ NO	59-48-3	133.148	nd (w)	128	227 ²³			s H ₂ O, EtOH, eth
3635	2,3-Dihydro-1 <i>H</i> -isoindol-1-one		C ₈ H ₇ NO	480-91-1	133.148	nd (w)	151	338			vs eth, EtOH, chl
3636	Dihydro-α-lipoic acid	6,8-Dimercaptooctanoic acid	C ₈ H ₁₆ O ₂ S ₂	462-20-4	208.342	ye liq		145 ^{0,2}			
3637	3,4-Dihydro-6-methoxy-1(2 <i>H</i>)-naphthalenone	6-Methoxy-α-tetralone	C ₁₁ H ₁₂ O ₂	1078-19-9	176.212	cry (MeOH, lig)	78.1(0.5)	171 ¹¹			
3638	3,4-Dihydro-2-methoxy-2 <i>H</i> -pyran		C ₆ H ₁₀ O ₂	4454-05-1	114.142	liq		127(23)	1.006	1.4420 ²⁰	
3639	1,2-Dihydro-3-methylbenz[<i>j</i>]-aceanthrylene	3-Methylcholanthrene	C ₂₁ H ₁₆	56-49-5	268.352	ye nd (bz)	178.0(0.2)	280 ⁸⁰	1.28 ²⁰		i H ₂ O
3640	2,3-Dihydro-2-methylbenzofuran		C ₉ H ₁₀ O	1746-11-8	134.174			197.5	1.061 ²⁵	1.5308	
3641	Dihydro-3-methylene-2,5-furandione		C ₅ H ₄ O ₃	2170-03-8	112.084	orth bipym pr (eth, chl)	68(1)	139 ³⁰			sl eth; vs chl
3642	Dihydro-3-methylene-2(3 <i>H</i>)-furanone	α-Methylene butyrolactone	C ₅ H ₆ O ₂	547-65-9	98.101			85 ¹⁰	1.1206 ²⁰	1.4650 ²⁰	s H ₂ O, eth, ace, bz; sl ctc; vs EtOH
3643	Dihydro-3-methyl-2,5-furandi-one		C ₅ H ₆ O ₃	4100-80-5	114.100		36.8(0.8)	221(16)	1.22 ²⁵		
3644	Dihydro-3-methyl-2(3 <i>H</i>)-furanone	2-Methyl-γ-butyrolactone	C ₅ H ₈ O ₂	1679-47-6	100.117	liq		200	1.0570 ²⁰	1.4325 ²⁰	
3645	Dihydro-4-methyl-2(3 <i>H</i>)-furanone	3-Methyl-γ-butyrolactone	C ₅ H ₈ O ₂	1679-49-8	100.117	liq		76 ¹¹	1.058 ²⁰	1.4339 ²⁰	
3646	Dihydro-5-methyl-2(3 <i>H</i>)-furanone, (±)-	(±)-γ-Valerolactone	C ₅ H ₈ O ₂	57129-69-8	100.117	liq	-31	204(4)	1.0551 ²⁰	1.4328 ²⁰	msc H ₂ O; s EtOH, ace; sl ctc
3647	4,5-Dihydro-2-methyl-1 <i>H</i> -imidazole	Lysidine	C ₄ H ₈ N ₂	534-26-9	84.120	hyg	107	196.5			vs H ₂ O, EtOH; i eth; s chl
3648	1,3-Dihydro-1-methyl-2 <i>H</i> -imidazole-2-thione	Methimazole	C ₄ H ₆ N ₂ S	60-56-0	114.169	lf (al)	146	280 dec			vs H ₂ O; s EtOH, chl; sl eth, bz, lig
3649	2,3-Dihydro-1-methyl-1 <i>H</i> -indene		C ₁₀ H ₁₂	767-58-8	132.202			191(7)	0.938 ²⁵	1.5266 ²⁰	i H ₂ O
3650	3,4-Dihydro-2-methyl-1(2 <i>H</i>)-naphthalenone		C ₁₁ H ₁₂ O	1590-08-5	160.212		15	136 ¹⁶	1.057 ²⁵	1.5535 ²⁰	
3651	4-(4,5-Dihydro-3-methyl-5-oxo-1 <i>H</i> -pyrazol-1-yl)-benzenesulfonic acid		C ₁₀ H ₁₀ N ₂ O ₄ S	89-36-1	254.262	nd (w+1)	≈300 dec				
3652	1,2-Dihydro-5-methyl-2-phenyl-3 <i>H</i> -pyrazol-3-one	5-Hydroxy-3-methyl-1-phenyl-pyrazole	C ₁₀ H ₁₀ N ₂ O	19735-89-8	174.198		128	287 ¹⁰⁵	1.2600 ²⁰	1.637	s H ₂ O, EtOH; sl bz; i peth
3653	2,4-Dihydro-5-methyl-2-phenyl-3 <i>H</i> -pyrazol-3-one		C ₁₀ H ₁₀ N ₂ O	89-25-8	174.198	mcl pr (w)	127	287 ¹⁰⁵		1.637	
3654	3,6-Dihydro-4-methyl-2 <i>H</i> -pyran		C ₆ H ₁₀ O	16302-35-5	98.142			118(6)	0.912 ²⁵	1.4495 ²⁰	
3655	4,5-Dihydro-2-methylthiazole		C ₄ H ₇ NS	2346-00-1	101.171	liq	-101	145	1.067 ²⁵	1.5200 ²⁰	
3656	1,2-Dihydronaphthalene		C ₁₀ H ₁₀	447-53-0	130.186	liq	-8.77(0.05)	210.2(0.7)	0.9974 ²⁰	1.5814 ²⁰	
3657	1,4-Dihydronaphthalene	Δ 2-Dialin	C ₁₀ H ₁₀	612-17-9	130.186	pl	24.6(0.9)	210(5)	0.9928 ³³	1.5577 ²⁰	
3658	3,4-Dihydro-2(1 <i>H</i>)-naphthalenone		C ₁₀ H ₁₀ O	530-93-8	146.185		18	237	1.1055 ²⁷	1.5598 ²⁰	i H ₂ O; s eth, bz
3659	1,2-Dihydro-5-nitroacenaphthylene		C ₁₂ H ₉ NO ₂	602-87-9	199.205		103				s H ₂ O, EtOH, eth, lig
3660	1,6-Dihydro-6-oxo-3-pyridine-carboxylic acid		C ₆ H ₅ NO ₃	5006-66-6	139.109	nd(w)	310 dec	sub			sl H ₂ O, tfa; i EtOH, eth, bz, chl
3661	Dihydro-5-pentyl-2(3 <i>H</i>)-furanone	4-Hydroxynonanoic acid lactone	C ₉ H ₁₆ O ₂	104-61-0	156.222	oil		134 ¹²			



3625
2,5-Dihydrofuran



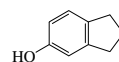
3626
2,3-Dihydro-3-hydroxy-1-methyl-1H-indole-5,6-dione



3627
2,3-Dihydro-1H-inden-5-amine



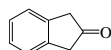
3628
2,3-Dihydro-1H-inden-1-ol



3629
2,3-Dihydro-1H-inden-5-ol



3630
2,3-Dihydro-1H-inden-1-one



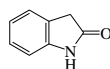
3631
1,3-Dihydro-2H-inden-2-one



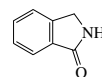
3632
1a,6a-Dihydro-6H-indeno[1,2-b]oxirene



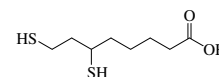
3633
2,3-Dihydro-1H-indole



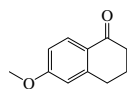
3634
1,3-Dihydro-2H-indol-2-one



3635
2,3-Dihydro-1H-isoindol-1-one



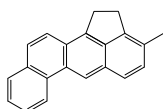
3636
Dihydro-ε-lipoic acid



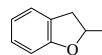
3637
3,4-Dihydro-6-methoxy-1(2H)-naphthalenone



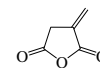
3638
3,4-Dihydro-2-methoxy-2H-pyran



3639
1,2-Dihydro-3-methylbenz[j]aceanthrylene



3640
2,3-Dihydro-2-methylbenzofuran



3641
Dihydro-3-methylene-2,5-furandione



3642
Dihydro-3-methylene-2(3H)-furanone



3643
Dihydro-3-methyl-2,5-furandione



3644
Dihydro-3-methyl-2(3H)-furanone



3645
Dihydro-4-methyl-2(3H)-furanone



3646
Dihydro-5-methyl-2(3H)-furanone, (±)-



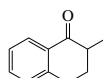
3647
4,5-Dihydro-2-methyl-1H-imidazole



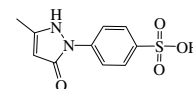
3648
1,3-Dihydro-1-methyl-2H-imidazole-2-thione



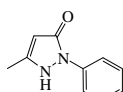
3649
2,3-Dihydro-1-methyl-1H-indene



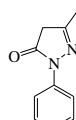
3650
3,4-Dihydro-2-methyl-1(2H)-naphthalenone



3651
4-(4,5-Dihydro-3-methyl-5-oxo-1H-pyrazol-1-yl)benzenesulfonic acid



3652
1,2-Dihydro-5-methyl-2-phenyl-3H-pyrazol-3-one



3653
2,4-Dihydro-5-methyl-2-phenyl-3H-pyrazol-3-one



3654
3,6-Dihydro-4-methyl-2H-pyran



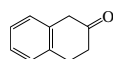
3655
4,5-Dihydro-2-methylthiazole



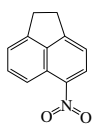
3656
1,2-Dihydronaphthalene



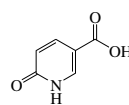
3657
1,4-Dihydronaphthalene



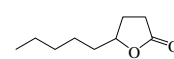
3658
3,4-Dihydro-2(1H)-naphthalenone



3659
1,2-Dihydro-5-nitroacenaphthylene

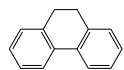


3660
1,6-Dihydro-6-oxo-3-pyridinecarboxylic acid

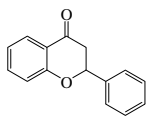


3661
Dihydro-5-pentyl-2(3H)-furanone

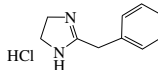
No.	Name	Synonym	Mol. Form.	CAS RN	Mol. Wt.	Physical Form	mp/°C	bp/°C	den g cm ⁻³	n _D	Solubility
3662	9,10-Dihydrophenanthrene		C ₁₄ H ₁₂	776-35-2	180.245	nd (MeOH)	33.36(0.05)	168 ¹⁵	1.0757 ⁴⁰	1.6415 ²⁰	s chl
3663	2,3-Dihydro-2-phenyl-4 <i>H</i> -1-benzopyran-4-one		C ₁₅ H ₁₂ O ₂	487-26-3	224.255	nd (lig)	76.3(0.5)				i H ₂ O; s ace, bz; sl ctc
3664	4,5-Dihydro-2-(phenylmethyl)-1 <i>H</i> -imidazole, monohydrochloride		C ₁₀ H ₁₃ ClN ₂	59-97-2	196.676		174				
3665	4,5-Dihydro-5-phenyl-2-oxazolamine	Aminorex	C ₉ H ₁₀ N ₂ O	2207-50-3	162.187	cry (bz)	137				
3666	1,4-Dihydro-1-phenyl-5 <i>H</i> -tetrazole-5-thione	1-Phenyl-5-mercapto-1 <i>H</i> -tetrazole	C ₇ H ₆ N ₄ S	86-93-1	178.215		145				
3667	Dihydro-5-propyl-2(3 <i>H</i>)-furanone	γ-Propyl-γ-butyrolactone	C ₇ H ₁₂ O ₂	105-21-5	128.169			84 ⁵		1.4385 ²⁵	
3668	2,3-Dihydro-6-propyl-2-thioxo-4(1 <i>H</i>)-pyrimidinone	Propylthiouracil	C ₇ H ₁₀ N ₂ OS	51-52-5	170.231	w pow (w)	219				sl H ₂ O, chl, DMSO, EtOH; i eth, bz
3669	1,7-Dihydro-6 <i>H</i> -purine-6-thione	6-Mercaptopurine	C ₅ H ₄ N ₄ S	50-44-2	152.178	ye pr (w, + l w)	313 dec				i H ₂ O; s alk
3670	3,4-Dihydro-2 <i>H</i> -pyran		C ₅ H ₆ O	110-87-2	84.117			85.5(0.2)	0.921 ¹⁹	1.4402 ¹⁹	s H ₂ O, EtOH; sl chl
3671	3,6-Dihydro-2 <i>H</i> -pyran		C ₅ H ₆ O	3174-74-1	84.117	liq		95	0.94 ¹⁹		
3672	Dihydro-2 <i>H</i> -pyran-2,6(3 <i>H</i>)-dione		C ₅ H ₆ O ₃	108-55-4	114.100		56.3	158 ¹⁵	1.4110 ²⁰		
3673	4,5-Dihydro-1 <i>H</i> -pyrazole	2-Pyrazoline	C ₃ H ₆ N ₂	109-98-8	70.093			144	1.0200 ¹⁷	1.4796 ¹⁷	vs H ₂ O, eth, EtOH
3674	1,2-Dihydro-3,6-pyridazinedione	Maleic hydrazide	C ₄ H ₄ N ₂ O ₂	123-33-1	112.087	cry (w)	307				sl H ₂ O, EtOH, tfa
3675	Dihydro-2,4(1 <i>H</i> ,3 <i>H</i>)-pyrimidin-6-one	5,6-Dihydrouracil	C ₄ H ₆ N ₂ O ₂	504-07-4	114.103	nd (w)	275.5				vs H ₂ O; s EtOH, chl, MeOH
3676	2,5-Dihydro-1 <i>H</i> -pyrrole	3-Pyrroline	C ₄ H ₇ N	109-96-6	69.106			90(5)	0.9097 ²⁰	1.4664 ²⁰	vs H ₂ O, ace, eth, EtOH
3677	3,4-Dihydro-2(1 <i>H</i>)-quinolinone	Hydrocarbostyrl	C ₉ H ₈ NO	553-03-7	147.173	pr (al, eth)	163.5	201 ⁴⁵			vs eth, EtOH
3678	1,4-Dihydro-2,3-quinoxaline-dione	2,3-Quinoxalinediol	C ₈ H ₆ N ₂ O ₂	15804-19-0	162.146	nd (w)	410				vs H ₂ O; sl EtOH, eth; s bz, DMSO, HOAc
3679	Dihydrotachysterol		C ₂₈ H ₄₆ O	67-96-9	398.664	cry (MeOH)	131				i H ₂ O; s os
3680	Dihydrothebaine		C ₁₉ H ₂₃ NO ₃	561-25-1	313.391		162.5				i H ₂ O; s EtOH, bz, AcOEt
3681	4,5-Dihydro-2-thiazolamine		C ₃ H ₆ N ₂ S	1779-81-3	102.158	nd or lf (bz)	85.3	dec			vs H ₂ O, EtOH, bz, chl
3682	2,3-Dihydrothiophene		C ₄ H ₆ S	1120-59-8	86.156			112(13)			
3683	2,5-Dihydrothiophene		C ₄ H ₆ S	1708-32-3	86.156			122.4			
3684	2,5-Dihydrothiophene 1,1-dioxide	3-Sulfolene	C ₄ H ₆ O ₂ S	77-79-2	118.155		64.0(0.4)				s chl
3685	Dihydro-2(3 <i>H</i>)-thiophenone		C ₄ H ₆ OS	1003-10-7	102.155			111 ⁵²	1.18 ²⁵	1.5230 ²⁰	
3686	Dihydro-2-thioxo-4,6(1 <i>H</i> ,5 <i>H</i>)-pyrimidinedione	2-Thiobarbituric acid	C ₄ H ₄ N ₂ O ₂ S	504-17-6	144.152	pl (w)	235 dec				sl H ₂ O; s EtOH, dil alk, dil HCl
3687	2,3-Dihydro-2-thioxo-4(1 <i>H</i>)-pyrimidinone	2-Thiouracil	C ₄ H ₄ N ₂ OS	141-90-2	128.152	pr (w, al)	>340 dec				sl H ₂ O, EtOH, DMSO; s anh HF
3688	1,2-Dihydro-3 <i>H</i> -1,2,4-triazole-3-thione		C ₂ H ₃ N ₃ S	3179-31-5	101.130		222.5				s DMSO
3689	(1,3-Dihydro-1,3,3-trimethyl-2 <i>H</i> -indol-2-ylidene)acetaldehyde		C ₁₃ H ₁₅ NO	84-83-3	201.264						s chl
3690	2,3-Dihydro-1,1,3-trimethyl-3-phenyl-1 <i>H</i> -indene		C ₁₈ H ₂₀	3910-35-8	236.352	tcl pr (al)	52(1)	308.5	1.0009 ²⁰	1.5681 ²⁰	i H ₂ O; s EtOH, bz, MeOH
3691	1,2-Dihydro-2,2,4-trimethyl-quinoline		C ₁₂ H ₁₅ N	147-47-7	173.254		26.5	260			
3692	1,4-Dihydroxy-9,10-anthracenedione	Quinizarin	C ₁₄ H ₆ O ₄	81-64-1	240.212	ye red lf (eth) dk red nd	199.7(0.4)				s H ₂ O, EtOH, eth, bz, KOH, sulf
3693	1,5-Dihydroxy-9,10-anthracenedione	Anthrurufin	C ₁₄ H ₆ O ₄	117-12-4	240.212	pa ye pl (gl HOAc)	280	sub			i H ₂ O; sl EtOH, eth, ace, CS ₂ ; s bz
3694	1,8-Dihydroxy-9,10-anthracenedione	Danthron	C ₁₄ H ₆ O ₄	117-10-2	240.212	red or red-ye nd or lf (al)	193	sub			i H ₂ O; sl EtOH, eth; s ace, HOAc, alk
3695	2,6-Dihydroxy-9,10-anthracenedione		C ₁₄ H ₆ O ₄	84-60-6	240.212	ye nd (al)	360 dec				sl H ₂ O, EtOH; i eth, bz, chl; s alk
3696	2,7-Dihydroxy-9,10-anthracenedione		C ₁₄ H ₆ O ₄	572-93-0	240.212	ye nd (+1w, dil al) nd (sub)	353.8	sub			i H ₂ O; s EtOH; sl eth, bz, chl



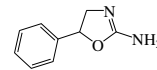
3662
9,10-Dihydrophenanthrene



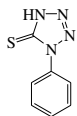
3663
2,3-Dihydro-2-phenyl-4H-1-benzopyran-4-one



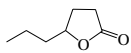
3664
4,5-Dihydro-2-(phenylmethyl)-1H-imidazole, monohydrochloride



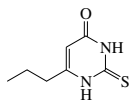
3665
4,5-Dihydro-5-phenyl-2-oxazolamine



3666
1,4-Dihydro-1-phenyl-5H-tetrazole-5-thione



3667
Dihydro-5-propyl-2(3H)-furanone



3668
2,3-Dihydro-6-propyl-2-thioxo-4(1H)-pyrimidinone



3669
1,7-Dihydro-6H-purine-6-thione



3670
3,4-Dihydro-2H-pyran



3671
3,6-Dihydro-2H-pyran



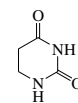
3672
Dihydro-2H-pyran-2,6(3H)-dione



3673
4,5-Dihydro-1H-pyrazole



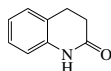
3674
1,2-Dihydro-3,6-pyridazinedione



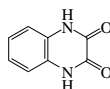
3675
Dihydro-2,4(1H,3H)-pyrimidinedione



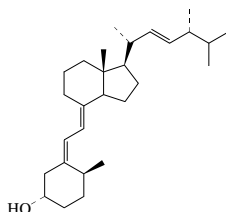
3676
2,5-Dihydro-1H-pyrrole



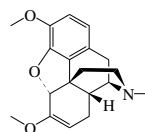
3677
3,4-Dihydro-2(1H)-quinolinone



3678
1,4-Dihydro-2,3-quinoxalinedione



3679
Dihydrotachysterol



3680
Dihydrothebaine



3681
4,5-Dihydro-2-thiazolamine



3682
2,3-Dihydrothiophene



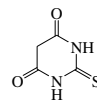
3683
2,5-Dihydrothiophene



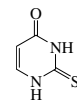
3684
2,5-Dihydrothiophene 1,1-dioxide



3685
Dihydro-2(3H)-thiophenone



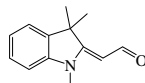
3686
Dihydro-2-thioxo-4,6(1H,5H)-pyrimidinedione



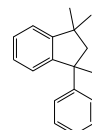
3687
2,3-Dihydro-2-thioxo-4(1H)-pyrimidinone



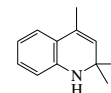
3688
1,2-Dihydro-3H-1,2,4-triazole-3-thione



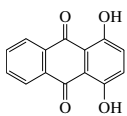
3689
(1,3-Dihydro-1,3,3-trimethyl-2H-indol-2-ylidene)acetaldehyde



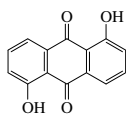
3690
2,3-Dihydro-1,1,3-trimethyl-3-phenyl-1H-indene



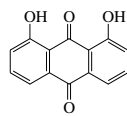
3691
1,2-Dihydro-2,2,4-trimethylquinoline



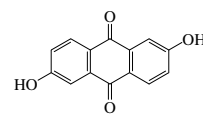
3692
1,4-Dihydroxy-9,10-anthracenedione



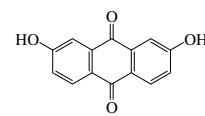
3693
1,5-Dihydroxy-9,10-anthracenedione



3694
1,8-Dihydroxy-9,10-anthracenedione

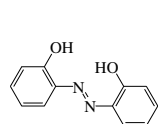


3695
2,6-Dihydroxy-9,10-anthracenedione

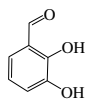


3696
2,7-Dihydroxy-9,10-anthracenedione

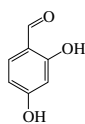
No.	Name	Synonym	Mol. Form.	CAS RN	Mol. Wt.	Physical Form	mp/°C	bp/°C	den g cm ⁻³	n _D	Solubility
3697	2,2'-Dihydroxyazobenzene		C ₁₂ H ₁₀ N ₂ O ₂	2050-14-8	214.219	gold-ye lf (bz), nd (al)	173	140 ^{0.001}			i H ₂ O; sl EtOH, bz; vs eth; s con alk
3698	2,3-Dihydroxybenzaldehyde		C ₇ H ₆ O ₃	24677-78-9	138.121	ye nd	108	235			vs ace, EtOH, HOAc
3699	2,4-Dihydroxybenzaldehyde	β-Resorcyllaldehyde	C ₇ H ₆ O ₃	95-01-2	138.121	nd (eth-lig)	135	226 ²²			s H ₂ O, HOAc; vs EtOH, eth, chl; sl bz
3700	2,5-Dihydroxybenzaldehyde		C ₇ H ₆ O ₃	1194-98-5	138.121	ye nd (bz)	100.0				vs H ₂ O, EtOH, chl
3701	3,4-Dihydroxybenzaldehyde	Protocatechualdehyde	C ₇ H ₆ O ₃	139-85-5	138.121	lf (w, to)	153 dec				s H ₂ O; vs EtOH, eth
3702	N,2-Dihydroxybenzamide	Salicylhydroxamic acid	C ₇ H ₇ NO ₃	89-73-6	153.136	nd (HOAc)	168	sub			sl H ₂ O, DMSO; vs EtOH, eth; s HOAc
3703	2,5-Dihydroxybenzeneacetic acid	Homogentisic acid	C ₈ H ₈ O ₄	451-13-8	168.148	pr (w+1), lf (al-chl)	153				vs H ₂ O, EtOH, eth; i bz, chl
3704	2,3-Dihydroxybenzoic acid		C ₇ H ₆ O ₄	303-38-8	154.121	pr or nd (w+1)	205(4)		1.542 ²⁰		s H ₂ O, EtOH, eth; sl ace
3705	2,4-Dihydroxybenzoic acid	β-Resorcylic acid	C ₇ H ₆ O ₄	89-86-1	154.121	cry (+w)	229(1)				s H ₂ O, EtOH, eth, bz; i CS ₂
3706	2,5-Dihydroxybenzoic acid	Gentisic acid	C ₇ H ₆ O ₄	490-79-9	154.121	nd or pr (w)	204(3)				vs H ₂ O, EtOH, eth; s ace; i bz, chl, CS ₂
3707	2,6-Dihydroxybenzoic acid		C ₇ H ₆ O ₄	303-07-1	154.121	nd (+w)	171(1)				s H ₂ O, EtOH, eth; i chl; sl tfa
3708	3,4-Dihydroxybenzoic acid	Protocatechuic acid	C ₇ H ₆ O ₄	99-50-3	154.121	mcl nd (w+1)	202(1)		1.524 ⁴		sl H ₂ O; vs EtOH; s eth; i bz
3709	3,5-Dihydroxybenzoic acid		C ₇ H ₆ O ₄	99-10-5	154.121	pr or nd	235.3(0.8)				sl H ₂ O, ace; vs EtOH, eth
3710	2,2'-Dihydroxybenzophenone	Bis(2-hydroxyphenyl) ketone	C ₁₃ H ₁₀ O ₃	835-11-0	214.216		59.5	333			i H ₂ O; s EtOH, eth, chl
3711	4,4'-Dihydroxybenzophenone	Bis(4-hydroxyphenyl) ketone	C ₁₃ H ₁₀ O ₃	611-99-4	214.216	nd (lig), cry (w)	210		1.133 ¹³¹		sl H ₂ O; s EtOH, eth, ace; i bz, CS ₂
3712	6,7-Dihydroxy-2 <i>H</i> -1-benzopyran-2-one	Esculetin	C ₉ H ₆ O ₄	305-01-1	178.142	nd (w), pr (HOAc) lf (sub)	276	sub			sl H ₂ O, eth; s EtOH, ace, chl, AcOEt
3713	7,8-Dihydroxy-2 <i>H</i> -1-benzopyran-2-one	Daphnetin	C ₉ H ₆ O ₄	486-35-1	178.142	ye nd (dil al)	262	sub			s H ₂ O, EtOH; sl eth, bz, chl, CS ₂
3714	2,4-Dihydroxybutanoic acid		C ₄ H ₆ O ₄	1518-62-3	120.105	liq		96 ³			
3715	3,6-Dihydroxycholan-24-oic acid, (3α,5β,6α)	Hyodeoxycholic acid	C ₂₆ H ₄₀ O ₄	83-49-8	392.573	cry (AcOEt)	198.5				sl H ₂ O, eth, ace, bz; s EtOH, HOAc
3716	3,7-Dihydroxycholan-24-oic acid, (3α,5β,7β)	Ursodiol	C ₂₆ H ₄₀ O ₄	128-13-2	392.573	pl (al)	203				vs EtOH; sl eth
3717	3,7-Dihydroxycholan-24-oic acid, (3α,5β,7α)	Chenodiol	C ₂₆ H ₄₀ O ₄	474-25-9	392.573	nd (EtOAc +hep)	119				i H ₂ O, bz; vs EtOH, ace; s eth, HOAc
3718	1,25-Dihydroxycholecalciferol	Calcitriol	C ₂₇ H ₄₄ O ₃	32222-06-3	416.636	wh cry pow	115				sl EtOH, MeOH, thf, AcOEt
3719	2,5-Dihydroxy-2,5-cyclohexadiene-1,4-dione		C ₆ H ₄ O ₄	615-94-1	140.094	dk ye nd	211				sl H ₂ O, ace, DMSO; s EtOH, HOAc; i eth
3720	2,3-Dihydroxy-2-cyclopenten-1-one	Reductic acid	C ₅ H ₆ O ₃	80-72-8	114.100		212				s H ₂ O, EtOH; sl eth, ace, AcOEt; i bz
3721	2,6-Dihydroxy-2,6-dimethyl-4-heptanone	Di(2-hydroxy-2-methylpropyl) ketone	C ₉ H ₁₈ O ₃	3682-91-5	174.237	pale ye cry					
3722	2,2'-Dihydroxydiphenylmethane	2,2'-Methylenebisphenol	C ₁₃ H ₁₂ O ₂	2467-02-9	200.233		118.3	363	1.280 ²⁵		
3723	4,4'-Dihydroxydiphenyl sulfide	4,4'-Thiobisphenol	C ₁₂ H ₁₀ O ₂ S	2664-63-3	218.271	mcl pr or lf (al)	151				sl H ₂ O, EtOH, eth, CS ₂
3724	1,8-Dihydroxy-3-(hydroxymethyl)-9,10-anthracenedione	Aloe-emodol	C ₁₅ H ₁₀ O ₅	481-72-1	270.237	oran ye nd (to, al)	223.5	sub			vs bz, eth, EtOH
3725	2,3-Dihydroxymaleic acid	Dihydroxymaleic acid	C ₄ H ₄ O ₆	526-84-1	148.071	pl (w+2)	155 dec				sl H ₂ O, eth, MeOH; s EtOH
3726	α,4-Dihydroxy-3-methoxybenzeneacetic acid	Vanilmandelic acid	C ₉ H ₁₀ O ₅	55-10-7	198.172	sc (bz-eth)	132 dec				vs H ₂ O, ace, eth
3727	7,8-Dihydroxy-6-methoxy-2 <i>H</i> -1-benzopyran-2-one	Fraxetin	C ₁₆ H ₈ O ₅	574-84-5	208.168	pl (dil al)	231				vs EtOH



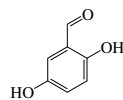
3697
2,2'-Dihydroxyazobenzene



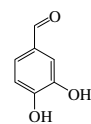
3698
2,3-Dihydroxybenzaldehyde



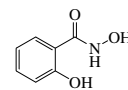
3699
2,4-Dihydroxybenzaldehyde



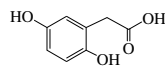
3700
2,5-Dihydroxybenzaldehyde



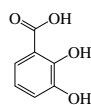
3701
3,4-Dihydroxybenzaldehyde



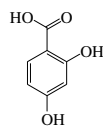
3702
N,2-Dihydroxybenzamide



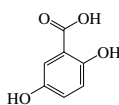
3703
2,5-Dihydroxybenzeneacetic acid



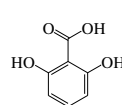
3704
2,3-Dihydroxybenzoic acid



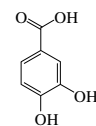
3705
2,4-Dihydroxybenzoic acid



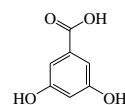
3706
2,5-Dihydroxybenzoic acid



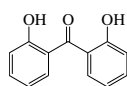
3707
2,6-Dihydroxybenzoic acid



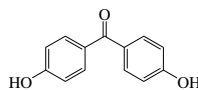
3708
3,4-Dihydroxybenzoic acid



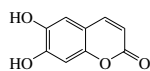
3709
3,5-Dihydroxybenzoic acid



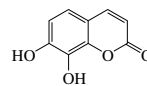
3710
2,2'-Dihydroxybiphenylene



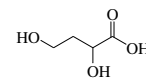
3711
4,4'-Dihydroxybiphenylene



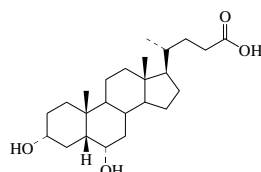
3712
6,7-Dihydroxy-2H-1-benzopyran-2-one



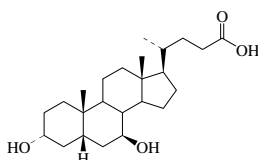
3713
7,8-Dihydroxy-2H-1-benzopyran-2-one



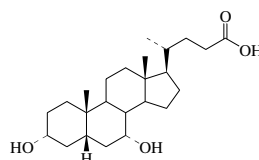
3714
2,4-Dihydroxybutanoic acid



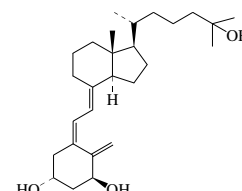
3715
3,6-Dihydroxycholan-24-oic acid, (3a,5b,6a)



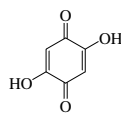
3716
3,7-Dihydroxycholan-24-oic acid, (3a,5b,7b)



3717
3,7-Dihydroxycholan-24-oic acid, (3a,5b,7a)



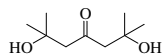
3718
1,25-Dihydroxycholecalciferol



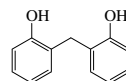
3719
2,5-Dihydroxy-2,5-cyclohexadiene-1,4-dione



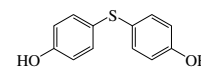
3720
2,3-Dihydroxy-2-cyclopenten-1-one



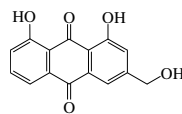
3721
2,6-Dihydroxy-2,6-dimethyl-4-heptanone



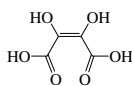
3722
2,2'-Dihydroxydiphenylmethane



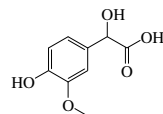
3723
4,4'-Dihydroxydiphenyl sulfide



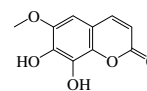
3724
1,8-Dihydroxy-3-(hydroxymethyl)-9,10-anthracenedione



3725
2,3-Dihydroxymaleic acid

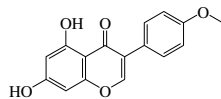


3726
alpha,4-Dihydroxy-3-methoxybenzeneacetic acid

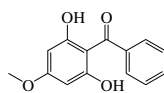


3727
7,8-Dihydroxy-6-methoxy-2H-1-benzopyran-2-one

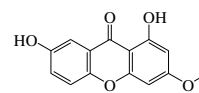
No.	Name	Synonym	Mol. Form.	CAS RN	Mol. Wt.	Physical Form	mp/°C	bp/°C	den g cm ⁻³	n _D	Solubility
3728	5,7-Dihydroxy-3-(4-methoxyphenyl)-4 <i>H</i> -1-benzopyran-4-one		C ₁₆ H ₁₂ O ₅	491-80-5	284.263		214.8				
3729	(2,6-Dihydroxy-4-methoxyphenyl)phenylmethanone	Cotoin	C ₁₄ H ₁₂ O ₄	479-21-0	244.243	ye pr (chl) lf or nd (w)	130.5				vs ace, bz, eth, EtOH
3730	1,7-Dihydroxy-3-methoxy-9 <i>H</i> -xanthen-9-one	Gentisin	C ₁₄ H ₁₀ O ₅	437-50-3	258.226	ye orth	266.5				i H ₂ O; vs EtOH; i ace; s py
3731	1,8-Dihydroxy-3-methyl-9,10-anthracenedione	Chrysophanic acid	C ₁₅ H ₁₀ O ₄	481-74-3	254.238	ye hex or mcl nd (sub)	196	sub	0.92 ²⁵		vs bz, HOAc
3732	2,4-Dihydroxy-6-methylbenzoic acid	<i>o</i> -Orsellinic acid	C ₈ H ₆ O ₄	480-64-8	168.148	nd (dil HOAc, +1w)	176 dec				s EtOH, eth
3733	5,7-Dihydroxy-4-methyl-2 <i>H</i> -1-benzopyran-2-one		C ₁₀ H ₆ O ₄	2107-76-8	192.169	nd (al), lf (HOAc)	283				sl H ₂ O, eth, bz, chl; vs EtOH, alk
3734	6,7-Dihydroxy-4-methyl-2 <i>H</i> -1-benzopyran-2-one		C ₁₀ H ₆ O ₄	529-84-0	192.169	ye nd (dil al)	275				s H ₂ O, EtOH, HOAc
3735	5,8-Dihydroxy-1,4-naphthalenedione		C ₁₀ H ₆ O ₄	475-38-7	190.153	dk red mcl pr (bz) red-br nd (al)	243(1)	sub			sl H ₂ O, EtOH, eth; s HOAc
3736	4,5-Dihydroxy-2,7-naphthalenedisulfonic acid	Chromotropic acid	C ₁₀ H ₆ O ₈ S ₂	148-25-4	320.296	nd or lf (w+2)					s H ₂ O, alk; i EtOH, eth
3737	5,6-Dihydroxynaphtho[2,3- <i>f</i>]quinoline-7,12-dione	Alizarin Blue	C ₁₇ H ₈ NO ₄	568-02-5	291.258	br-viol nd (bz)	269				vs bz, gl HOAc
3738	1,2-Dihydroxy-3-nitro-9,10-anthracenedione	Alizarin Orange	C ₁₄ H ₇ NO ₆	568-93-4	285.209	oran nd or pl (HOAc)	244 dec	sub			sl H ₂ O; s EtOH, bz, chl, sulf, HOAc
3739	9,10-Dihydroxyoctadecanedioic acid, (<i>R</i> *, <i>R</i> *)-(±)-	Phloionic acid	C ₁₈ H ₃₄ O ₆	23843-52-9	346.459	cry (al)	126				
3740	9,10-Dihydroxyoctadecanoic acid	9,10-Dihydroxystearic acid	C ₁₈ H ₃₆ O ₄	120-87-6	316.477		90				i H ₂ O; sl EtOH, eth
3741	5,7-Dihydroxy-2-phenyl-4 <i>H</i> -1-benzopyran-4-one	Chrysin	C ₁₅ H ₁₀ O ₄	480-40-0	254.238	lt ye pr (MeOH)	285(2)				i H ₂ O; s EtOH, ace; sl eth, bz, CS ₂
3742	1-(2,4-Dihydroxyphenyl)-ethanone	Resacetophenone	C ₈ H ₈ O ₃	89-84-9	152.148	nd or lf	146		1.18 ¹⁴¹		i H ₂ O, chl; s EtOH, py; sl eth, bz
3743	(2,4-Dihydroxyphenyl)-phenylmethanone	Benzoeresorcinol	C ₁₃ H ₁₀ O ₃	131-56-6	214.216	nd (w)	144				i H ₂ O; s EtOH; vs eth; sl bz, chl
3744	3-(3,4-Dihydroxyphenyl)-2-propenoic acid	Caffeic acid	C ₉ H ₈ O ₄	331-39-5	180.158	ye pr, pl (w)	225 dec				vs EtOH
3745	Dihydroxyphenylstibine oxide	Benzenestibonic acid	C ₆ H ₇ O ₃ Sb	535-46-6	248.878	nd (HOAc)	139				
3746	17,21-Dihydroxypregna-1,4-diene-3,11,20-trione	Prednisone	C ₂₁ H ₂₆ O ₅	53-03-2	358.428		234 dec				
3747	17,21-Dihydroxypregn-4-ene-3,20-dione	11-Deoxy-17-hydrocorticosterone	C ₂₁ H ₃₀ O ₄	152-58-9	346.461		215				vs ace, EtOH, chl
3748	17,21-Dihydroxypregn-4-ene-3,11,20-trione	Cortisone	C ₂₁ H ₂₈ O ₅	53-06-5	360.444		222				sl H ₂ O, eth, bz, chl; s EtOH, ace
3749	2,3-Dihydroxypropanal, (±)-		C ₃ H ₆ O ₃	56-82-6	90.078	nd or pr (40% MeOH)	145	145 ^{9,8}	1.453 ¹⁸		s H ₂ O; sl EtOH, eth; i bz, peth, lig
3750	2,3-Dihydroxypropanoic acid, (<i>R</i>)-	Glyceric acid	C ₃ H ₆ O ₄	6000-40-4	106.078	thick gum					
3751	1,3-Dihydroxy-2-propanone	Dihydroxyacetone	C ₃ H ₆ O ₃	96-26-4	90.078		74(3)				s H ₂ O, EtOH, eth, ace; i lig
3752	2,3-Dihydroxypropyl decanoate	Decanoic acid glycerol monoester	C ₁₃ H ₂₆ O ₄	2277-23-8	246.343	pr (peth)	53				
3753	2,3-Dihydroxypropyl octanoate	Octanoic acid glycerol monoester	C ₁₁ H ₂₂ O ₄	26402-26-6	218.291	cry (peth)	40				
3754	4,8-Dihydroxy-2-quinolinecarboxylic acid	Xanthurenic acid	C ₁₀ H ₇ NO ₄	59-00-7	205.168	ye micry cry (w)	289				i H ₂ O; s EtOH, dil HCl; sl eth, bz
3755	Dihydroxytartaric acid		C ₄ H ₆ O ₈	76-30-2	182.086		114.5				
3756	3,4-Dihydroxy-5-[(3,4,5-trihydroxybenzoyl)oxy]benzoic acid	Digallic acid	C ₁₄ H ₁₀ O ₉	536-08-3	322.224	nf (dil al + 1w)	269 dec				vs ace, EtOH
3757	2-(3,6-Dihydroxy-9 <i>H</i> -xanthen-9-yl)benzoic acid	Fluorescein	C ₂₀ H ₁₄ O ₅	518-44-5	334.322	col or ye nd (eth), pl (bz)	126				i H ₂ O; s EtOH, eth, ace, bz, HOAc
3758	Diiodoacetylene		C ₂ I ₂	624-74-8	277.830	orth nd (lig)	81.5	247(16)			vs ace, bz, eth, EtOH



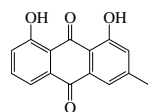
3728
5,7-Dihydroxy-3-(4-methoxyphenyl)-4H-1-benzopyran-4-one



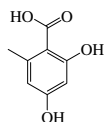
3729
(2,6-Dihydroxy-4-methoxyphenyl)phenylmethanone



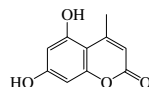
3730
1,7-Dihydroxy-3-methoxy-9H-xanthen-9-one



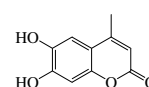
3731
1,8-Dihydroxy-3-methyl-9,10-anthracenedione



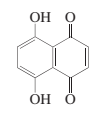
3732
2,4-Dihydroxy-6-methylbenzoic acid



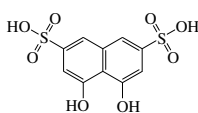
3733
5,7-Dihydroxy-4-methyl-2H-1-benzopyran-2-one



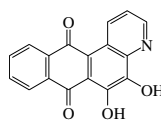
3734
6,7-Dihydroxy-4-methyl-2H-1-benzopyran-2-one



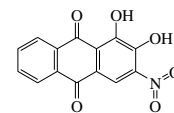
3735
5,8-Dihydroxy-1,4-naphthalenedione



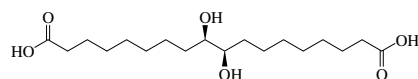
3736
4,5-Dihydroxy-2,7-naphthalenedisulfonic acid



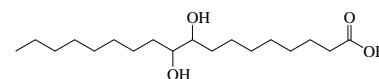
3737
5,6-Dihydroxynaphtho[2,3-f]quinoline-7,12-dione



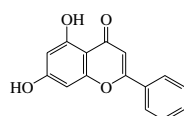
3738
1,2-Dihydroxy-3-nitro-9,10-anthracenedione



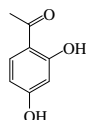
3739
9,10-Dihydroxystadecanedioic acid, (*R**, *R**)-(±)-



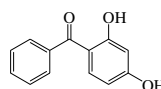
3740
9,10-Dihydroxystadecanoic acid



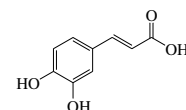
3741
5,7-Dihydroxy-2-phenyl-4H-1-benzopyran-4-one



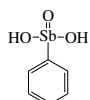
3742
1-(2,4-Dihydroxyphenyl)ethanone



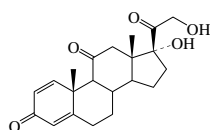
3743
(2,4-Dihydroxyphenyl)phenylmethanone



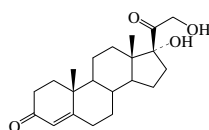
3744
3-(3,4-Dihydroxyphenyl)-2-propenoic acid



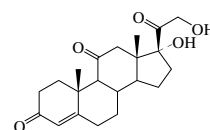
3745
Dihydroxyphenylstibine oxide



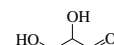
3746
17,21-Dihydroxypregna-1,4-diene-3,11,20-trione



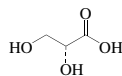
3747
17,21-Dihydroxypregn-4-ene-3,20-dione



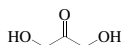
3748
17,21-Dihydroxypregn-4-ene-3,11,20-trione



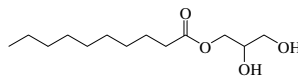
3749
2,3-Dihydroxypropanal, (±)-



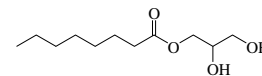
3750
2,3-Dihydroxypropanoic acid, (*R*)-



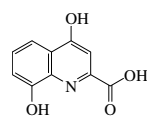
3751
1,3-Dihydroxy-2-propanone



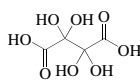
3752
2,3-Dihydroxypropyl decanoate



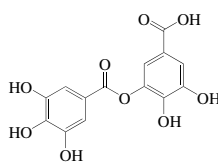
3753
2,3-Dihydroxypropyl octanoate



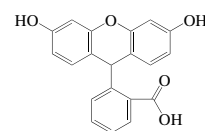
3754
4,8-Dihydroxy-2-quinolinecarboxylic acid



3755
Dihydroxytartaric acid



3756
3,4-Dihydroxy-5-[(3,4,5-trihydroxybenzoyl)oxy]benzoic acid

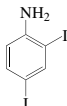


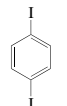



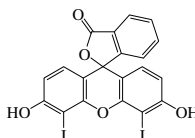


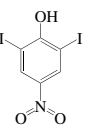



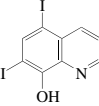
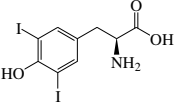
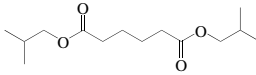
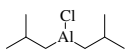
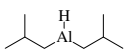
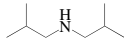
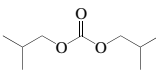
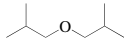
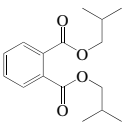
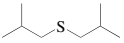
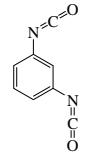
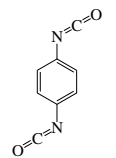
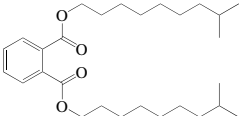
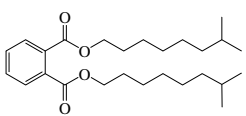
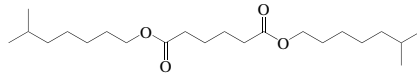
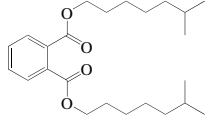
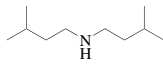
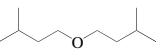
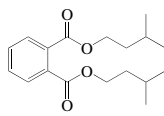
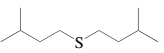
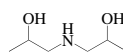
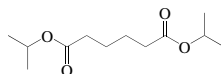

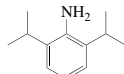

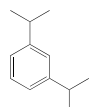


3757
2-(3,6-Dihydroxy-9H-xanthen-9-yl)benzoic acid

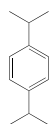


3758
Diiodoacetylene

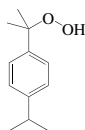
No.	Name	Synonym	Mol. Form.	CAS RN	Mol. Wt.	Physical Form	mp/°C	bp/°C	den g cm ⁻³	n _D	Solubility
3759	2,4-Diiodoaniline		C ₆ H ₅ I ₂ N	533-70-0	344.920	br nd or orth cry (al)	95.5		2.748 ²⁵		vs ace, bz, eth, EtOH
3760	<i>o</i> -Diiodobenzene	1,2-Diiodobenzene	C ₆ H ₄ I ₂	615-42-9	329.905	pl or pr (lig)	23.5(0.7)	287	2.54 ²⁰	1.7179 ²⁰	i H ₂ O; sl EtOH
3761	<i>m</i> -Diiodobenzene	1,3-Diiodobenzene	C ₆ H ₄ I ₂	626-00-6	329.905	orth pl or pr (eth-al)	34.2(0.6)	285	2.47 ²⁵		i H ₂ O; vs eth, EtOH, chl
3762	<i>p</i> -Diiodobenzene	1,4-Diiodobenzene	C ₆ H ₄ I ₂	624-38-4	329.905	orth lf (al)	129.25(0.05)	285			i H ₂ O; s EtOH; vs eth; sl chl
3763	1,4-Diiodobutane		C ₄ H ₈ I ₂	628-21-7	309.916		5.9(0.4)	125 ¹⁵ dec	2.3494 ²⁵	1.6184 ²⁵	i H ₂ O; sl ctc; s os
3764	1,2-Diiodoethane		C ₂ H ₄ I ₂	624-73-7	281.862	ye mcl pr or orth (eth)	83	200	3.325 ²⁰	1.871 ²⁰	sl H ₂ O; s EtOH, eth, ace, chl
3765	<i>cis</i> -1,2-Diiodoethene	<i>cis</i> -1,2-Diiodoethylene	C ₂ H ₂ I ₂	590-26-1	279.846		-13(2)	72.5 ¹⁶	3.0625 ²⁰		i H ₂ O; s eth, chl
3766	4,4'-Diiodofluorescein		C ₂₀ H ₁₀ I ₂ O ₅	38577-97-8	584.099	oran-red pow					sl H ₂ O; s alk, EtOH
3767	1,6-Diiodohexane	Hexamethylene diiodide	C ₆ H ₁₂ I ₂	629-09-4	337.968	nd	9.4(0.5)	163 ¹⁷	2.0342 ²⁵	1.5837 ²⁵	i H ₂ O; vs EtOH, eth
3768	Diiodomethane	Methylene iodide	CH ₂ I ₂	75-11-6	267.836	ye nd or lf	6.0(0.2)	182	3.3211 ²⁰	1.7411 ²⁰	sl H ₂ O; s ctc; s EtOH, eth, bz, chl
3769	2,6-Diiodo-4-nitrophenol	Disophenol	C ₆ H ₃ I ₂ NO ₃	305-85-1	390.902	lt ye cry (gl HOAc)	157				vs EtOH
3770	1,5-Diiodopentane	Pentamethylene diiodide	C ₅ H ₁₀ I ₂	628-77-3	323.942		9	149 ²⁰	2.1692 ²⁵	1.5987 ²⁵	i H ₂ O; s eth, chl
3771	1,2-Diiodopropane		C ₃ H ₆ I ₂	598-29-8	295.889				2.490 ¹⁸		vs eth, EtOH
3772	1,3-Diiodopropane	Trimethylene diiodide	C ₃ H ₆ I ₂	627-31-6	295.889		-20	222(12)	2.5612 ²⁵	1.6391 ²⁵	i H ₂ O; s eth, ctc, chl
3773	5,7-Diiodo-8-quinolinol	Iodoquinol	C ₉ H ₅ I ₂ NO	83-73-8	396.951	ye nd (HOAc, xyl)	210				sl H ₂ O, bz, chl, eth; vs EtOH; s alk
3774	3,5-Diiodo- <i>L</i> -tyrosine		C ₉ H ₉ I ₂ NO ₃	300-39-0	432.981	ye nd (w, 70% al)	213				sl H ₂ O; i EtOH, eth, bz
3775	Diisobutyl adipate	Diisobutyl hexanedioate	C ₁₄ H ₂₆ O ₄	141-04-8	258.354			288(16)	0.9543 ¹⁹	1.4301 ²⁰	
3776	Diisobutylaluminum chloride	Diisobutyl aluminum chloride	C ₈ H ₁₈ AlCl	1779-25-5	176.664	hyg col liq	-40	152 ¹⁰	0.905	1.4506 ²⁰	s eth, hx
3777	Diisobutylaluminum hydride		C ₈ H ₁₈ Al	1191-15-7	142.219	liq		140 ⁴			s cyhex, eth, bz, tol
3778	Diisobutylamine	2-Methyl- <i>N</i> -(2-methylpropyl)-1-propanamine	C ₈ H ₁₉ N	110-96-3	129.244	liq	-73.5(0.4)	139.6		1.4090 ²⁰	sl H ₂ O, ctc; s EtOH, eth, ace, bz
3779	Diisobutyl carbonate		C ₉ H ₁₈ O ₃	539-92-4	174.237			190(6)	0.9138 ²⁰	1.4072 ²⁰	i H ₂ O; msc EtOH, eth
3780	Diisobutyl ether	1,1'-Oxybis[2-methylpropane]	C ₈ H ₁₈ O	628-55-7	130.228			122.7(0.7)	0.761 ¹⁵		i H ₂ O; msc EtOH, eth
3781	Diisobutyl phthalate		C ₁₈ H ₂₂ O ₄	84-69-5	278.344			296.5	1.0490 ¹⁵		s ctc
3782	Diisobutyl sulfide		C ₈ H ₁₈ S	592-65-4	146.294	liq	-105.5(0.5)	173(4)	0.8363 ¹⁰		
3783	1,3-Diisocyanatobenzene		C ₈ H ₄ N ₂ O ₂	123-61-5	160.130	cry	51	103 ⁸			
3784	1,4-Diisocyanatobenzene		C ₈ H ₄ N ₂ O ₂	104-49-4	160.130	cry	95	117 ¹⁴			
3785	Diisodecyl phthalate	Bis(8-methylnonyl)phthalate	C ₂₈ H ₄₆ O ₄	26761-40-0	446.663	liq	-50	253 ⁴	0.966 ²⁰		i H ₂ O; s os
3786	Diisononyl phthalate	Bis(7-methyloctyl)phthalate	C ₂₆ H ₄₂ O ₄	28553-12-0	418.609	col liq					i H ₂ O; s ace, MeOH; bz, eth
3787	Diisooctyl adipate	Diisooctyl hexanedioate	C ₂₂ H ₄₂ O ₄	1330-86-5	370.566			210 ⁴			
3788	Diisooctyl phthalate		C ₂₄ H ₃₈ O ₄	27554-26-3	390.557			370			
3789	Diisopentylamine	3-Methyl- <i>N</i> -isopentyl-1-butanamine	C ₁₀ H ₂₃ N	544-00-3	157.297	liq	-44	187(5)	0.7672 ²¹	1.4235 ²⁰	i H ₂ O; s EtOH; msc eth
3790	Diisopentyl ether	Diisoamyl ether	C ₁₀ H ₂₂ O	544-01-4	158.281	col liq		172(2)	0.7777 ²⁰	1.4085 ²⁰	i H ₂ O; vs ace, EtOH, chl
3791	Diisopentyl phthalate	Diisoamyl phthalate	C ₁₈ H ₂₆ O ₄	605-50-5	306.397			367(16)	1.0209 ¹⁶	1.4871 ²⁰	vs EtOH
3792	Diisopentyl sulfide	Isopentyl sulfide	C ₁₀ H ₂₂ S	544-02-5	174.347	liq	-74.6	211	0.8323 ²⁰	1.4520 ²⁰	i H ₂ O; msc EtOH; vs eth
3793	Diisopropanolamine	1,1'-Iminobis-2-propanol	C ₆ H ₁₅ NO ₂	110-97-4	133.189	cry	44.5	250	0.989 ²⁰		s H ₂ O, EtOH; sl eth
3794	Diisopropyl adipate	Diisopropyl hexanedioate	C ₁₂ H ₂₂ O ₄	6938-94-9	230.301		-0.6	120 ^{8,5}	0.9569 ²⁰	1.4247 ²⁰	vs ace, eth, EtOH
3795	Diisopropylamine	<i>N</i> -Isopropyl-2-propanamine	C ₆ H ₁₅ N	108-18-9	101.190	liq	-61	84(3)	0.7153 ²⁰	1.3924 ²⁰	vs ace, bz, eth, EtOH
3796	2,6-Diisopropylaniline		C ₁₂ H ₁₃ N	24544-04-5	177.286	liq	-45	272(9)	0.94 ²⁵	1.5332 ²⁰	
3797	1,2-Diisopropylbenzene		C ₁₂ H ₁₈	577-55-9	162.271	liq	-57(4)	204.7(0.6)	0.8701 ²⁰	1.4960 ²⁰	i H ₂ O; msc EtOH, eth, ace, bz, ctc
3798	1,3-Diisopropylbenzene		C ₁₂ H ₁₈	99-62-7	162.271	liq	-63(2)	203(3)	0.8559 ²⁰	1.4883 ²⁰	i H ₂ O; msc EtOH, eth, ace, bz, ctc

 3759 2,4-Diiodoaniline	 3760 o-Diiodobenzene	 3761 m-Diiodobenzene	 3762 p-Diiodobenzene	 3763 1,4-Diiodobutane	 3764 1,2-Diiodoethane	 3765 cis-1,2-Diiodoethene	 3766 4,4'-Diiododifluorescein	 3767 1,6-Diiodohexane
 3768 Diiodomethane	 3769 2,6-Diiodo-4-nitrophenol	 3770 1,5-Diiodopentane	 3771 1,2-Diiodopropane	 3772 1,3-Diiodopropane	 3773 5,7-Diiodo-8-quinolinol	 3774 3,5-Diiodo-L-tyrosine	 3775 Diisobutyl adipate	
 3776 Diisobutylaluminum chloride	 3777 Diisobutylaluminum hydride	 3778 Diisobutylamine	 3779 Diisobutyl carbonate	 3780 Diisobutyl ether	 3781 Diisobutyl phthalate	 3782 Diisobutyl sulfide	 3783 1,3-Diisocyanatobenzene	
 3784 1,4-Diisocyanatobenzene	 3785 Diisodecyl phthalate	 3786 Diisononyl phthalate	 3787 Diisooctyl adipate					
 3788 Diisooctyl phthalate	 3789 Diisopentylamine	 3790 Diisopentyl ether	 3791 Diisopentyl phthalate	 3792 Diisopentyl sulfide	 3793 Diisopropanolamine			
 3794 Diisopropyl adipate	 3795 Diisopropylamine	 3796 2,6-Diisopropylaniline	 3797 1,2-Diisopropylbenzene	 3798 1,3-Diisopropylbenzene				

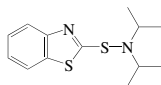
No.	Name	Synonym	Mol. Form.	CAS RN	Mol. Wt.	Physical Form	mp/°C	bp/°C	den g cm ⁻³	n _D	Solubility
3799	1,4-Diisopropylbenzene		C ₁₂ H ₁₈	100-18-5	162.271	liq	-17.0(0.1)	210.3(0.2)	0.8568 ²⁰	1.4898 ²⁰	i H ₂ O; msc EtOH, eth, ace, bz, ctc
3800	<i>p</i> -Diisopropylbenzene hydroperoxide		C ₁₂ H ₁₈ O ₂	98-49-7	194.270	waxy cry	30.1	123 ¹	0.9932 ²⁰		i H ₂ O
3801	<i>N,N</i> -Diisopropyl-2-benzothiazolesulfenamide		C ₁₃ H ₁₈ N ₂ S ₂	95-29-4	266.425		59.0				
3802	<i>N,N</i> -Diisopropylcarbodiimide		C ₇ H ₁₄ N ₂	693-13-0	126.199			147	0.806 ²⁵	1.4320 ²⁰	
3803	Diisopropyl disulfide		C ₈ H ₁₄ S ₂	4253-89-8	150.305	liq	-69.0(0.3)	177(1)	0.9435 ²⁰	1.4916 ²⁰	
3804	<i>N,N</i> -Diisopropylethanolamine	<i>N,N</i> -Diisopropyl-2-aminoethanol	C ₈ H ₁₈ NO	96-80-0	145.243			195(5)	0.826 ²⁵	1.4417 ²⁰	
3805	Diisopropyl ether	Isopropyl ether	C ₆ H ₁₄ O	108-20-3	102.174	liq	-85.37(0.05)	68.4(0.2)	0.7192 ²⁵	1.3658 ²⁵	sl H ₂ O; msc EtOH, eth; s ace, ctc
3806	Diisopropyl methylphosphonate		C ₇ H ₁₇ O ₃ P	1445-75-6	180.182			66 ³		1.4120 ¹⁶	
3807	2,6-Diisopropyl-naphthalene		C ₁₈ H ₂₀	24157-81-1	212.330	cry (MeOH)	70				
3808	Diisopropyl oxalate		C ₈ H ₁₄ O ₄	615-81-6	174.195			189(8)	1.002 ²⁰	1.4100 ²⁰	vs eth, EtOH
3809	Diisopropyl phosphonate		C ₆ H ₁₅ O ₃ P	1809-20-7	166.155			97 ⁴⁰	0.9970 ¹⁸		
3810	<i>O,O</i> -Diisopropyl phosphorodithioate		C ₆ H ₁₅ O ₂ PS ₂	107-56-2	214.286	liq		71 ³	1.09 ²⁰		s EtOH, bz, ace, ctc, chl
3811	Diisopropyl phthalate	1,2-Benzenedicarboxylic acid, diisopropyl ester	C ₁₄ H ₁₈ O ₄	605-45-8	250.291			130 ¹²	1.0615 ¹⁵	1.4900 ²⁰	
3812	Diisopropyl sulfide		C ₆ H ₁₄ S	625-80-9	118.240	liq	-78.03(0.04)	120.0(0.3)	0.8142 ²⁰	1.4438 ²⁰	i H ₂ O; s EtOH, eth
3813	Diisopropyl tartrate, (±)-		C ₁₀ H ₁₈ O ₆	58167-01-4	234.246		34	275	1.1166 ²⁰		vs ace, eth, EtOH
3814	Diisopropyl thioperoxycarbonate	Diisopropyl dioxanthen	C ₈ H ₁₄ O ₂ S ₄	105-65-7	270.456		52				s chl
3815	1,4-Diisothiocyanatobenzene	Bitoscanate	C ₈ H ₄ N ₂ S ₂	4044-65-9	192.261	nd (ace, HOAc)	132				
3816	Diketene		C ₄ H ₄ O ₂	674-82-8	84.074	liq	-6.5	127.0(0.6)	1.0877 ²⁰	1.4379 ²⁰	
3817	Dilactic acid	2,2'-Oxybispropanoic acid	C ₆ H ₁₀ O ₅	19201-34-4	162.140	orth	112.5				vs H ₂ O, eth
3818	Dimefine		C ₂₀ H ₂₁ NO ₃	1165-48-6	323.386		109.5				s chl
3819	Dimefox	Tetramethylphosphorodiamidic fluoride	C ₄ H ₁₂ FN ₂ OP	115-26-4	154.122	liq		86 ¹⁵	1.1151 ²⁰	1.4267 ²⁰	vs H ₂ O, bz, eth
3820	Dimemoran	3,17-Dimethylmorphinan, (9 α ,13 α ,14 α)-	C ₁₈ H ₂₅ N	36309-01-0	255.399	ye oil	92	133 ^{0.3}			
3821	2,3-Dimercaptobutanedioic acid, (<i>P</i> *, <i>S</i> *)	Succimer	C ₄ H ₆ O ₄ S ₂	304-55-2	182.219	wh cry (MeOH)	193				
3822	1,4-Dimercapto-2,3-butanediol		C ₄ H ₁₀ O ₂ S ₂	7634-42-6	154.251		42.5				s chl
3823	2,2'-Dimercaptodiethyl ether	2-Mercaptoethyl ether	C ₄ H ₁₀ OS ₂	2150-02-9	138.251	liq	-80	217	1.114 ²⁰		
3824	2,3-Dimercapto-1-propanol	Dimercaprol	C ₃ H ₆ OS ₂	59-52-9	124.225			83 ^{0.8}	1.2463 ²⁰	1.5749 ²⁰	s EtOH, eth, oils; sl chl
3825	Dimetan (<i>R</i>)-		C ₁₁ H ₁₇ NO ₃	122-15-6	211.258	cry	46	175 ¹¹			s H ₂ O, cyhex; vs EtOH, eth, ace
3826	Dimethipin	2,3-Dihydro-5,6-dimethyl-1,4-dithiin, 1,1,4,4-tetraoxide	C ₆ H ₁₀ O ₄ S ₂	55290-64-7	210.271		165				
3827	Dimethirimol	5-Butyl-2-(dimethylamino)-6-methylpyrimidin-4(1 <i>H</i>)-one	C ₁₁ H ₁₉ N ₃ O	5221-53-4	209.288	nd	102				sl H ₂ O; vs chl, xyl; s EtOH, ace
3828	Dimethisoquin	2-[(3-Butyl-1-isoquinolyl)-oxy]- <i>N,N</i> -dimethylethanamine	C ₁₇ H ₂₄ N ₂ O	86-80-6	272.385		146	156 ³		1.5486 ²⁰	s H ₂ O, EtOH
3829	Dimethoxane	2,6-Dimethyl-1,3-dioxan-4-ol acetate	C ₈ H ₁₄ O ₄	828-00-2	174.195	liq		86 ¹⁰	1.0655 ²⁰	1.4310 ²⁰	msc H ₂ O; s os
3830	2',5'-Dimethoxyacetophenone		C ₁₀ H ₁₂ O ₃	1201-38-3	180.200	cry	21	156 ¹⁴	1.139	1.5441 ²⁰	
3831	1,2-Dimethoxy-4-allylbenzene	Methyleugenol	C ₁₁ H ₁₄ O ₂	93-15-2	178.228	liq	-2.0	254.7	1.0396 ²⁰	1.5340 ²⁰	i H ₂ O; s EtOH, eth
3832	4,7-Dimethoxy-5-allyl-1,3-benzodioxole	Apiole	C ₁₂ H ₁₄ O ₄	523-80-8	222.237	nd	29.2(0.2)	294	1.015 ²⁰	1.5360 ²⁰	vs ace, bz, EtOH, lig
3833	2,4-Dimethoxyaniline		C ₈ H ₁₁ NO ₂	2735-04-8	153.179	pl (lig)	33.5	262.0			sl H ₂ O, chl; s EtOH, eth, bz, lig
3834	2,5-Dimethoxyaniline		C ₈ H ₁₁ NO ₂	102-56-7	153.179		82.5	270(21)			s H ₂ O, EtOH, chl, lig
3835	3,4-Dimethoxyaniline		C ₈ H ₁₁ NO ₂	6315-89-5	153.179	lf (eth)	87.5	159 ¹⁴			s eth, chl
3836	2,4-Dimethoxybenzaldehyde		C ₉ H ₁₀ O ₃	613-45-6	166.173	nd (al or lig)	72	290			i H ₂ O; s EtOH, eth, bz; sl chl
3837	2,5-Dimethoxybenzaldehyde		C ₉ H ₁₀ O ₃	93-02-7	166.173		52	270			sl H ₂ O; s EtOH, eth
3838	3,4-Dimethoxybenzaldehyde	Veratraldehyde	C ₉ H ₁₀ O ₃	120-14-9	166.173	nd (eth, lig, to)	43	281			sl H ₂ O, chl; vs EtOH, eth



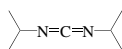
3799
1,4-Diisopropylbenzene



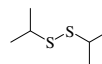
3800
p-Diisopropylbenzene hydroperoxide



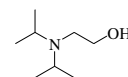
3801
N,N-Diisopropyl-2-benzothiazolesulfenamide



3802
N,N'-Diisopropylcarbodiimide



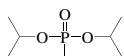
3803
Diisopropyl disulfide



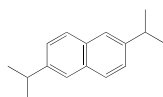
3804
N,N-Diisopropylethanolamine



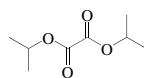
3805
Diisopropyl ether



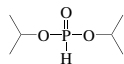
3806
Diisopropyl methylphosphonate



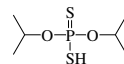
3807
2,6-Diisopropylnaphthalene



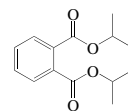
3808
Diisopropyl oxalate



3809
Diisopropyl phosphonate



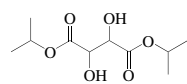
3810
O,O-Diisopropyl phosphorodithioate



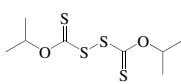
3811
Diisopropyl phthalate



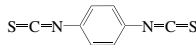
3812
Diisopropyl sulfide



3813
Diisopropyl tartrate, (±)-



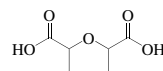
3814
Diisopropyl thioperoxydicarbonate



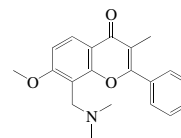
3815
1,4-Diisothiocyanatobenzene



3816
Diketene



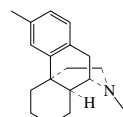
3817
Dilactic acid



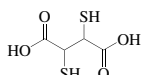
3818
Dimetline



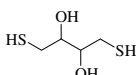
3819
Dimetfox



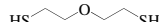
3820
Dimemorfan



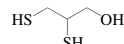
3821
2,3-Dimercaptobutanedioic acid, (*R**,*S**)



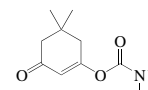
3822
1,4-Dimercapto-2,3-butanediol



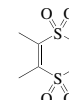
3823
2,2'-Dimercaptodiethyl ether



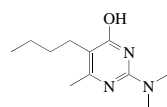
3824
2,3-Dimercapto-1-propanol



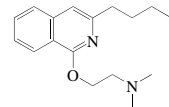
3825
Dimetan (*R*)-



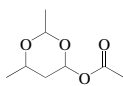
3826
Dimethipin



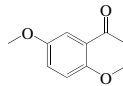
3827
Dimethirimol



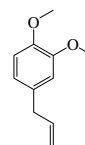
3828
Dimethisoquin



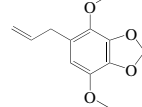
3829
Dimethoxane



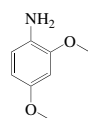
3830
2',5'-Dimethoxyacetophenone



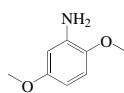
3831
1,2-Dimethoxy-4-allylbenzene



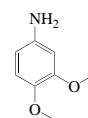
3832
4,7-Dimethoxy-5-allyl-1,3-benzodioxole



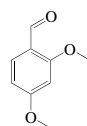
3833
2,4-Dimethoxyaniline



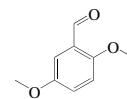
3834
2,5-Dimethoxyaniline



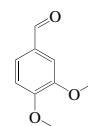
3835
3,4-Dimethoxyaniline



3836
2,4-Dimethoxybenzaldehyde

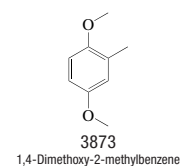
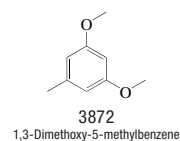
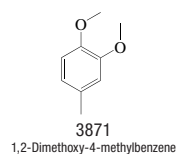
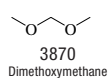
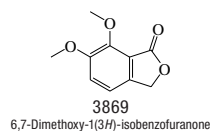
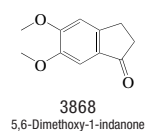
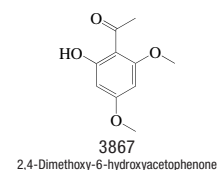
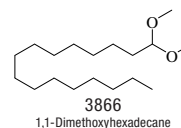
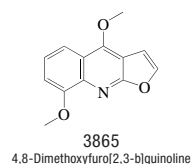
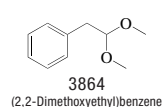
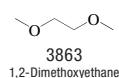
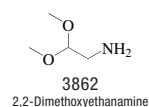
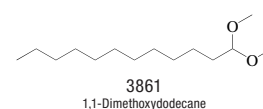
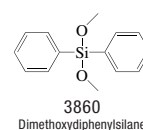
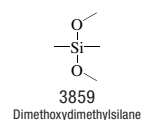
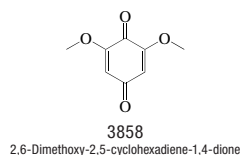
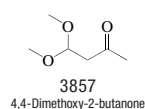
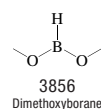
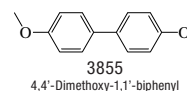
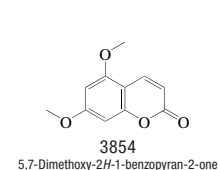
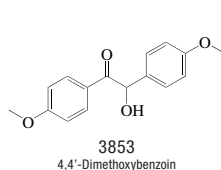
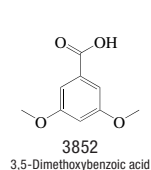
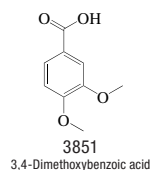
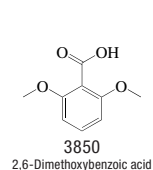
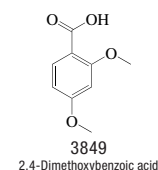
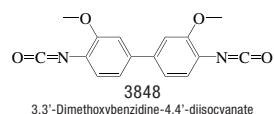
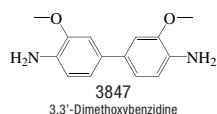
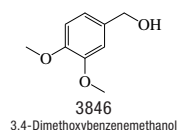
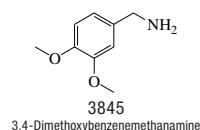
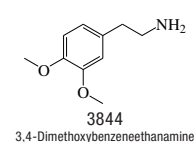
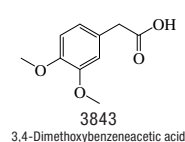
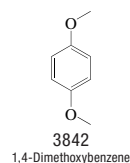
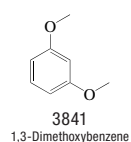
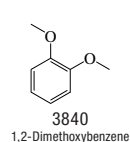
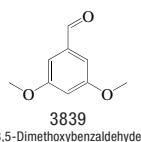


3837
2,5-Dimethoxybenzaldehyde



3838
3,4-Dimethoxybenzaldehyde

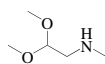
No.	Name	Synonym	Mol. Form.	CAS RN	Mol. Wt.	Physical Form	mp/°C	bp/°C	den g cm ⁻³	n _D	Solubility
3839	3,5-Dimethoxybenzaldehyde		C ₉ H ₁₀ O ₃	7311-34-4	166.173		46.3	151 ¹⁶			sl H ₂ O, peth; s EtOH, bz
3840	1,2-Dimethoxybenzene	Veratrole	C ₈ H ₁₀ O ₂	91-16-7	138.164	liq	22.5(0.2)	206(1)	1.0810 ²⁵	1.5827 ²¹	sl H ₂ O; s EtOH, eth, ctc
3841	1,3-Dimethoxybenzene		C ₈ H ₁₀ O ₂	151-10-0	138.164	liq	-35.3(0.4)	216(5)	1.0521 ²⁵	1.5231 ²⁰	sl H ₂ O; s EtOH, eth, bz, ctc, sulf
3842	1,4-Dimethoxybenzene		C ₈ H ₁₀ O ₂	150-78-7	138.164	lf (w)	56.2(0.7)	213(5)	1.0375 ⁵⁵		sl H ₂ O; s EtOH, chl; vs eth, bz
3843	3,4-Dimethoxybenzeneacetic acid		C ₁₀ H ₁₂ O ₄	93-40-3	196.200	cry (bz-peth) nd (w+1)	98				s H ₂ O, chl; vs EtOH, eth
3844	3,4-Dimethoxybenzeneethanamine		C ₁₀ H ₁₃ NO ₂	120-20-7	181.232			164 ¹⁴		1.5464 ²⁰	s ctc
3845	3,4-Dimethoxybenzenemethanamine		C ₉ H ₁₃ NO ₂	5763-61-1	167.205			156 ¹²	1.143 ²⁵		s chl
3846	3,4-Dimethoxybenzenemethanol		C ₉ H ₁₂ O ₃	93-03-8	168.189	visc oil		298	1.178 ¹⁷	1.555 ¹⁷	s H ₂ O, EtOH
3847	3,3'-Dimethoxybenzidine	Dianisidine	C ₁₄ H ₁₆ N ₂ O ₂	119-90-4	244.289	lf or nd (w)	137				i H ₂ O; s EtOH, eth, ace, bz, chl
3848	3,3'-Dimethoxybenzidine-4,4'-diisocyanate		C ₁₆ H ₁₂ N ₂ O ₄	91-93-0	296.277	cry	112				
3849	2,4-Dimethoxybenzoic acid		C ₉ H ₁₀ O ₄	91-52-1	182.173			107.2(0.4)			sl H ₂ O; s EtOH, eth, chl, HOAc
3850	2,6-Dimethoxybenzoic acid		C ₉ H ₁₀ O ₄	1466-76-8	182.173			186 dec			
3851	3,4-Dimethoxybenzoic acid	Veratric acid	C ₉ H ₁₀ O ₄	93-07-2	182.173	nd (w or HOAc) orth (sub)	181	sub			i H ₂ O; vs EtOH, eth; sl chl
3852	3,5-Dimethoxybenzoic acid		C ₉ H ₁₀ O ₄	1132-21-4	182.173	nd (w), pr (al)	185.5	sub			vs eth, EtOH
3853	4,4'-Dimethoxybenzoin	<i>p</i> -Anisoin	C ₁₆ H ₁₆ O ₄	119-52-8	272.296	pr (dil al)	109(3)				sl H ₂ O, chl, EtOH, eth; s ace
3854	5,7-Dimethoxy-2 <i>H</i> -1-benzopyran-2-one	Limettin	C ₁₁ H ₁₀ O ₄	487-06-9	206.195	pr or nd (al)	149	200 dec			sl H ₂ O; vs EtOH, ace, chl; i eth, lig
3855	4,4'-Dimethoxy-1,1'-biphenyl		C ₁₄ H ₁₄ O ₂	2132-80-1	214.260	lf (bz)	175	sub			i H ₂ O, peth; vs EtOH, bz, chl; sl eth
3856	Dimethoxyborane		C ₂ H ₇ BO ₂	4542-61-4	73.887	vol liq or gas	-130.6	25.9			dec H ₂ O
3857	4,4-Dimethoxy-2-butanone		C ₆ H ₁₂ O ₃	5436-21-5	132.157			50 ⁵			s ctc
3858	2,6-Dimethoxy-2,5-cyclohexadiene-1,4-dione	2,6-Dimethoxy- <i>p</i> -quinone	C ₈ H ₈ O ₄	530-55-2	168.148	ye mcl pr (HOAc)	256	sub			sl H ₂ O, EtOH, eth; s tfa; vs alk, HOAc
3859	Dimethoxydimethylsilane		C ₄ H ₁₂ O ₂ Si	1112-39-6	120.223			82	0.8646 ²⁰	1.3708 ²⁰	dec H ₂ O
3860	Dimethoxydiphenylsilane		C ₁₄ H ₁₆ O ₂ Si	6843-66-9	244.362			286	1.0771 ²⁰	1.5447 ²⁰	
3861	1,1-Dimethoxydodecane	Lauraldehyde, dimethyl acetal	C ₁₄ H ₃₀ O ₂	14620-52-1	230.387			133 ⁵		1.4310 ²⁵	vs eth, EtOH
3862	2,2-Dimethoxyethanamine		C ₄ H ₁₁ NO ₂	22483-09-6	105.136		-78	137 ⁹⁵	0.966 ²⁵	1.4170 ²⁰	
3863	1,2-Dimethoxyethane	Ethylene glycol dimethyl ether	C ₄ H ₁₀ O ₂	110-71-4	90.121	liq	-69.0(0.2)	85.0(0.1)	0.8637 ²⁵	1.3770 ²⁵	s H ₂ O, EtOH, eth, ace, bz, chl, ctc
3864	(2,2-Dimethoxyethyl)benzene		C ₁₀ H ₁₄ O ₂	101-48-4	166.217			193.5			
3865	4,8-Dimethoxyfuro[2,3- <i>b</i>]quinoline	Fagarine	C ₁₃ H ₁₁ NO ₃	524-15-2	229.231	pr (al)	142				sl H ₂ O, peth; s EtOH, eth, bz, chl
3866	1,1-Dimethoxyhexadecane	Palmitaldehyde, dimethyl acetal	C ₁₈ H ₃₈ O ₂	2791-29-9	286.494		10	144 ²	0.8542 ²⁰	1.4382 ²⁵	vs ace, eth, EtOH
3867	2,4-Dimethoxy-6-hydroxyacetophenone	Xanthoxylin	C ₁₀ H ₁₂ O ₄	90-24-4	196.200	cry (al)	82	185 ²⁰			vs eth, EtOH
3868	5,6-Dimethoxy-1-indanone		C ₁₁ H ₁₂ O ₃	2107-69-9	192.211		119.5				sl ctc
3869	6,7-Dimethoxy-1(3 <i>H</i>)-isobenzofuranone	Meconin	C ₁₀ H ₁₀ O ₄	569-31-3	194.184	wh nd (w)	102.5				sl H ₂ O; s EtOH, eth, ace, bz, HOAc, chl
3870	Dimethoxymethane	Methylal	C ₃ H ₈ O ₂	109-87-5	76.095	liq	-105.11(0.03)	42.3(0.2)	0.8593 ²⁰	1.3513 ²⁰	s H ₂ O; vs ace, bz, eth, EtOH
3871	1,2-Dimethoxy-4-methylbenzene		C ₉ H ₁₂ O ₂	494-99-5	152.190	pr (eth)	24	221(4)	1.0509 ²⁵	1.5257 ²⁵	i H ₂ O; sl ctc; vs os
3872	1,3-Dimethoxy-5-methylbenzene		C ₉ H ₁₂ O ₂	4179-19-5	152.190			244	1.0478 ¹⁵	1.5234 ²⁰	vs bz, eth, EtOH
3873	1,4-Dimethoxy-2-methylbenzene		C ₉ H ₁₂ O ₂	24599-58-4	152.190		21	214.0			



No.	Name	Synonym	Mol. Form.	CAS RN	Mol. Wt.	Physical Form	mp/°C	bp/°C	den g cm ⁻³	n _D	Solubility
3874	<i>N</i> -(Dimethoxymethyl)-dimethylamine	Dimethylformamide dimethyl acetal	C ₅ H ₁₃ NO ₂	4637-24-5	119.163			104	0.897 ²⁵	1.3972 ²⁰	
3875	2,2-Dimethoxy- <i>N</i> -methylethanamine		C ₅ H ₁₃ NO ₂	122-07-6	119.163			140	0.928 ²⁵	1.4115 ²⁰	
3876	Dimethoxymethylphenylsilane		C ₉ H ₁₄ O ₂ Si	3027-21-2	182.292			129 ⁷⁹		1.4795 ²⁰	
3877	1,2-Dimethoxy-4-nitrobenzene		C ₈ H ₉ NO ₄	709-09-1	183.162	ye nd (al-w)	98	230 ¹⁵	1.1888 ¹³³		i H ₂ O; vs EtOH, eth; s chl; sl lig
3878	1,4-Dimethoxy-2-nitrobenzene		C ₈ H ₉ NO ₄	89-39-4	183.162	gold-ye nd (dil al)	72.5		1.1666 ¹³²		i H ₂ O; s EtOH, bz, chl, sulf
3879	2,6-Dimethoxyphenol		C ₈ H ₁₀ O ₃	91-10-1	154.163	mcl pr (w)	56.5	261(22)			vs eth, EtOH
3880	3,5-Dimethoxyphenol		C ₈ H ₁₀ O ₃	500-99-2	154.163		37	199 ³⁵			s eth, bz; sl lig
3881	1-(3,4-Dimethoxyphenyl)-ethanone		C ₁₀ H ₁₂ O ₃	1131-62-0	180.200	pr (dil al)	51	287			vs H ₂ O, bz, EtOH, chl
3882	1,1-Dimethoxypropane		C ₅ H ₁₂ O ₂	4744-10-9	104.148			88(5)	0.8648 ²⁰		
3883	2,2-Dimethoxypropane		C ₅ H ₁₂ O ₂	77-76-9	104.148	liq	-47	77.4(0.7)	0.847 ²⁵	1.3780 ²⁰	
3884	3,3-Dimethoxy-1-propene		C ₅ H ₁₀ O ₂	6044-68-4	102.132			88	0.862 ²⁵	1.3954 ²⁰	
3885	<i>trans</i> -1,2-Dimethoxy-4-(1-propenyl)benzene	Isoeugenyl methyl ether	C ₁₁ H ₁₄ O ₂	6379-72-2	178.228		18	270.5	1.0521 ²⁰	1.5616 ²⁰	
3886	4,5-Dimethoxy-6-(2-propenyl)-1,3-benzodioxole	Apiole (Dill)	C ₁₂ H ₁₄ O ₄	484-31-1	222.237	oil	29.5	285	1.1598 ¹⁵	1.5305 ¹⁷	
3887	1,2-Dimethoxy-4-vinylbenzene		C ₁₀ H ₁₂ O ₂	6380-23-0	164.201					1.5711 ²⁰	s chl
3888	Dimethylacetal		C ₄ H ₁₀ O ₂	534-15-6	90.121	liq	-113.2	63(2)	0.8501 ²⁰	1.3668 ²⁰	s H ₂ O, EtOH, eth, ctc, chl; vs ace
3889	<i>N,N</i> -Dimethylacetamide	<i>N,N</i> -Dimethylethanamide	C ₄ H ₉ NO	127-19-5	87.120	liq	-19(1)	165.9(0.2)	0.9372 ²⁵	1.4341 ²⁵	msc H ₂ O, EtOH, eth, ace, bz, chl
3890	2,7-Dimethyl-3,6-acridinediamine, monohydrochloride	Acridine Yellow	C ₁₅ H ₁₆ ClN ₃	135-49-9	273.761	red cry pow					s hot H ₂ O, EtOH
3891	Dimethyl adipate	Dimethyl 1,6-hexanedioate	C ₈ H ₁₄ O ₄	627-93-0	174.195	cry	10.3(0.5)	115 ¹³	1.0600 ²⁰	1.4283 ²⁰	i H ₂ O; s EtOH, eth, ctc, HOAc
3892	3,3-Dimethylallyl diphosphate	3-Methyl-2-butenyl pyrophosphate	C ₅ H ₁₂ O ₇ P ₂	358-72-5	246.092	cry (MeOH)					
3893	Dimethylamine	<i>N</i> -Methylmethanamine	C ₂ H ₇ N	124-40-3	45.084	col gas	-93(2)	7.3(0.4)	0.6804 ⁰	1.350 ¹⁷	vs H ₂ O; s EtOH, eth
3894	Dimethylamine hydrochloride	<i>N</i> -Methylmethanamine hydrochloride	C ₂ H ₈ ClN	506-59-2	81.545	orth nd (al)	171				vs H ₂ O, EtOH, chl
3895	(Dimethylamino)acetonitrile		C ₄ H ₈ N ₂	926-64-7	84.120			136(6)	0.8649 ²⁰	1.4095 ²⁰	vs H ₂ O, EtOH
3896	4'-(Dimethylamino)-acetophenone	4-Acetyl- <i>N,N</i> -dimethylaniline	C ₁₀ H ₁₃ NO	2124-31-4	163.216	nd (w, peth)	105.5				vs H ₂ O, eth, lig; sl chl
3897	10-[(Dimethylamino)acetyl]-10 <i>H</i> -phenothiazine	Ahistan	C ₁₆ H ₁₆ N ₂ OS	518-61-6	284.375	cry	144.5				
3898	4-(Dimethylamino)azobenzene		C ₁₄ H ₁₅ N ₃	60-11-7	225.289	ye lf (al)	116(1)	dec			i H ₂ O; vs EtOH, py; s eth; sl chl, lig
3899	2',3-Dimethyl-4-aminoazobenzene	4- <i>o</i> -Tolylazo- <i>o</i> -toluidine	C ₁₄ H ₁₅ N ₃	97-56-3	225.289	ye lf (al)	102				vs eth, EtOH
3900	4-(Dimethylamino)-benzaldehyde	Ehrlich's reagent	C ₉ H ₁₁ NO	100-10-7	149.189	lf (w)	73.1(0.8)	176 ¹⁷	1.0254 ¹⁰⁰		sl H ₂ O, chl; s EtOH, eth, ace, bz
3901	4-(Dimethylamino)-benzalrhodanine		C ₁₂ H ₁₂ N ₂ OS ₂	536-17-4	264.365	dp red nd (xyl)	270 dec				i H ₂ O; sl EtOH, bz; vs eth, ctc; s ace
3902	2-(Dimethylamino)benzoic acid		C ₉ H ₁₁ NO ₂	610-16-2	165.189	pr, nd (eth)	72	sub			vs H ₂ O, eth, EtOH
3903	3-(Dimethylamino)benzoic acid		C ₉ H ₁₁ NO ₂	99-64-9	165.189	nd (w)	152.5				sl H ₂ O, chl; s EtOH, eth
3904	4-(Dimethylamino)benzoic acid		C ₉ H ₁₁ NO ₂	619-84-1	165.189	nd (al)	242.5				s EtOH; sl eth
3905	4,4'-Dimethylaminobenzophenonimide	Brilliant Oil Yellow	C ₁₇ H ₂₁ N ₃	492-80-8	267.369	ye or col pl (al)	136				i H ₂ O; s EtOH; sl eth
3906	(Dimethylamino)dimethylborane		C ₄ H ₁₂ BN	1113-30-0	84.956	liq	-92	65			vs eth, ace
3907	6-(Dimethylamino)-4,4-diphenyl-3-heptanone		C ₂₁ H ₂₇ NO	76-99-3	309.445		99.5				vs EtOH
3908	6-(Dimethylamino)-4,4-diphenyl-3-hexanone	Normethadone	C ₂₀ H ₂₅ NO	467-85-6	295.419	oily liq		165 ³			
3909	2-(Dimethylamino)ethyl acrylate		C ₇ H ₁₃ NO ₂	2439-35-2	143.184		<-60	95 ⁵⁰	0.938 ²⁰		
3910	3-[2-(Dimethylamino)ethyl]-1 <i>H</i> -indol-5-ol	Bufotenine	C ₁₂ H ₁₆ N ₂ O	487-93-4	204.267	pr (EtOAc)	146.5	320 ^{0.1}			vs eth, EtOH



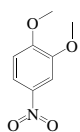
3874
N-(Dimethoxymethyl)dimethylamine



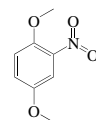
3875
2,2-Dimethoxy-N-methylethanamine



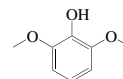
3876
Dimethoxymethylphenylsilane



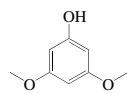
3877
1,2-Dimethoxy-4-nitrobenzene



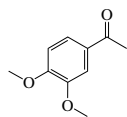
3878
1,4-Dimethoxy-2-nitrobenzene



3879
2,6-Dimethoxyphenol



3880
3,5-Dimethoxyphenol



3881
1-(3,4-Dimethoxyphenyl)ethanone



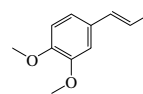
3882
1,1-Dimethoxypropane



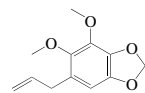
3883
2,2-Dimethoxypropane



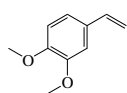
3884
3,3-Dimethoxy-1-propene



3885
trans-1,2-Dimethoxy-4-(1-propenyl)benzene



3886
4,5-Dimethoxy-6-(2-propenyl)-1,3-benzodioxole



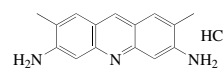
3887
1,2-Dimethoxy-4-vinylbenzene



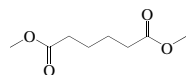
3888
Dimethylacetal



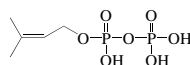
3889
N,N-Dimethylacetamide



3890
2,7-Dimethyl-3,6-acridinediamine, monohydrochloride



3891
Dimethyl adipate



3892
3,3-Dimethylallyl diphosphate



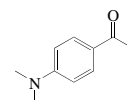
3893
Dimethylamine



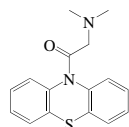
3894
Dimethylamine hydrochloride



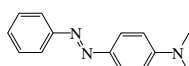
3895
(Dimethylamino)acetonitrile



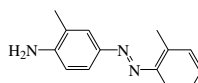
3896
4'-(Dimethylamino)acetophenone



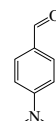
3897
10-[(Dimethylamino)acetyl]-10H-phenothiazine



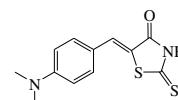
3898
4-(Dimethylamino)azobenzene



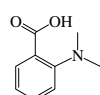
3899
2',3-Dimethyl-4-aminoazobenzene



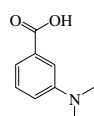
3900
4-(Dimethylamino)benzaldehyde



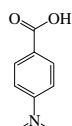
3901
4-(Dimethylamino)benzalrhodanine



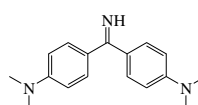
3902
2-(Dimethylamino)benzoic acid



3903
3-(Dimethylamino)benzoic acid



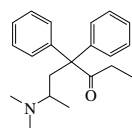
3904
4-(Dimethylamino)benzoic acid



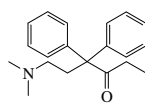
3905
4,4'-Dimethylaminobenzophenonimine



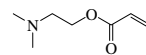
3906
(Dimethylamino)dimethylborane



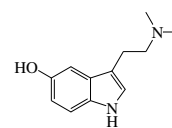
3907
6-(Dimethylamino)-4,4-diphenyl-3-heptanone



3908
6-(Dimethylamino)-4,4-diphenyl-3-hexanone



3909
2-(Dimethylamino)ethyl acrylate



3910
3-[2-(Dimethylamino)ethyl]-1H-indol-5-ol

No.	Name	Synonym	Mol. Form.	CAS RN	Mol. Wt.	Physical Form	mp/°C	bp/°C	den g cm ⁻³	n _D	Solubility
3911	2-(Dimethylamino)ethyl methacrylate		C ₈ H ₁₅ NO ₂	2867-47-2	157.211			63 ⁶			
3912	4-[2-(Dimethylamino)ethyl]-phenol	Hordenine	C ₁₀ H ₁₃ NO	539-15-1	165.232	orth pr (al), nd (w)	117.5	173 ¹¹			vs eth, EtOH, chl
3913	<i>N</i> -[2-(Dimethylamino)ethyl]- <i>N,N'</i> , <i>N''</i> -trimethyl-1,2-ethanediamine		C ₉ H ₂₃ N ₃	3030-47-5	173.299			84 ¹²		1.4413 ²⁵	
3914	5-(Dimethylamino)-1-naphthalenesulfonyl chloride	Dansyl chloride	C ₁₂ H ₁₂ ClNO ₂ S	605-65-2	269.747		70				
3915	3-(Dimethylamino)phenol		C ₈ H ₁₁ NO	99-07-0	137.179	nd (lig)	86	266.5		1.5895 ²⁶	i H ₂ O; s EtOH, eth, ace, bz, CS ₂
3916	4-(Dimethylamino)phenol		C ₈ H ₁₁ NO	619-60-3	137.179		77	165 ³⁰			sl H ₂ O; s EtOH, eth
3917	[4-(Dimethylamino)phenyl]-phenylmethanone	4-(Dimethylamino)-benzophenone	C ₁₅ H ₁₅ NO	530-44-9	225.286	ye lf (al) nd (peth)	92.5				i H ₂ O; sl EtOH; vs eth; s chl, peth
3918	3-(Dimethylamino)-1-phenyl-1-propanone, hydrochloride		C ₁₁ H ₁₆ ClNO	879-72-1	213.704		153.5				
3919	3-[4-(Dimethylamino)phenyl]-2-propenal	4-(Dimethylamino)-cinnamaldehyde	C ₁₁ H ₁₃ NO	6203-18-5	175.227		139.5				
3920	3-(Dimethylamino)-propanenitrile		C ₅ H ₁₀ N ₂	1738-25-6	98.146			177(12)	0.8705 ²⁰		
3921	2-(Dimethylamino)-1-propanol		C ₅ H ₁₃ NO	15521-18-3	103.163			150.3	0.8820 ²⁶		s H ₂ O
3922	3-(Dimethylamino)-1-propanol		C ₅ H ₁₃ NO	3179-63-3	103.163			163.5	0.872 ²⁵	1.4360 ²⁰	s ctc
3923	1-(Dimethylamino)-2-propanol		C ₅ H ₁₃ NO	108-16-7	103.163			124.5	0.837 ²⁵	1.4193 ²⁰	s ctc
3924	3-(Dimethylamino)-1-propyne	<i>N,N</i> -Dimethyl-2-propargyl-amine	C ₅ H ₉ N	7223-38-3	83.132			81(3)	0.7792 ²⁰	1.4195 ²⁰	
3925	2-Dimethylaminopurine	<i>N,N</i> -Dimethyl-1 <i>H</i> -purin-6-amine	C ₇ H ₉ N ₅	938-55-6	163.180		263				
3926	2-(<i>p</i> -Dimethylaminostyryl)-benzothiazole		C ₁₇ H ₁₈ N ₂ S	1628-58-6	280.387	ye nd (MeOH)	207 dec				
3927	2,3-Dimethylaniline	2,3-Xylidine	C ₈ H ₁₁ N	87-59-2	121.180	liq	3(1)	223(17)	0.9931 ²⁰	1.5684 ²⁰	sl H ₂ O; vs EtOH, eth; s ctc
3928	2,4-Dimethylaniline	2,4-Xylidine	C ₈ H ₁₁ N	95-68-1	121.180	liq	-13(2)	215(2)	0.9723 ²⁰	1.5569 ²⁰	sl H ₂ O, ctc; s EtOH, eth, bz
3929	2,5-Dimethylaniline	2,5-Xylidine	C ₈ H ₁₁ N	95-78-3	121.180	ye lf (lig)	6(1)	214	0.9790 ²¹	1.5591 ²¹	sl H ₂ O; s eth, ctc
3930	2,6-Dimethylaniline	2,6-Xylidine	C ₈ H ₁₁ N	87-62-7	121.180	liq	11.0(0.4)	211(4)	0.9842 ²⁰	1.5610 ²⁰	vs eth, EtOH
3931	3,4-Dimethylaniline	3,4-Xylidine	C ₈ H ₁₁ N	95-64-7	121.180	pl or pr (lig)	49(1)	228	1.076 ¹⁸		sl H ₂ O, chl; s eth; vs lig
3932	3,5-Dimethylaniline	3,5-Xylidine	C ₈ H ₁₁ N	108-69-0	121.180		10(1)	217(5)	0.9706 ²⁰	1.5581 ²⁰	sl H ₂ O; s eth, ctc
3933	<i>N</i> ,2-Dimethylaniline		C ₈ H ₁₁ N	611-21-2	121.180			207.5	0.9709 ²⁰	1.5649 ²⁰	i H ₂ O; msc EtOH, eth; s ace
3934	<i>N</i> ,3-Dimethylaniline		C ₈ H ₁₁ N	696-44-6	121.180			206.5	0.9660 ²⁰	1.5557 ²⁵	i H ₂ O; msc EtOH, eth; s ace
3935	<i>N</i> ,4-Dimethylaniline		C ₈ H ₁₁ N	623-08-5	121.180			215(20)	0.9348 ⁵⁵	1.5568 ²⁰	i H ₂ O; msc EtOH, eth; s ace
3936	<i>N,N</i> -Dimethylaniline		C ₈ H ₁₁ N	121-69-7	121.180	pa ye	2.1(0.5)	193(1)	0.9557 ²⁰	1.5582 ²⁰	sl H ₂ O; s EtOH, eth, ace, bz; vs chl
3937	<i>N,N</i> -Dimethylaniline hydrochloride		C ₈ H ₁₂ ClN	5882-44-0	157.641	hyg pl (w, bz)	90		1.1156 ¹⁹		vs H ₂ O, EtOH, chl
3938	2,6-Dimethylanisole		C ₉ H ₁₂ O	1004-66-6	136.190			183(11)	0.9619 ¹⁴	1.5053 ¹⁴	i H ₂ O; s EtOH, eth, bz, ctc
3939	3,5-Dimethylanisole		C ₉ H ₁₂ O	874-63-5	136.190			194	0.9627 ¹⁵	1.5110 ²⁰	i H ₂ O; s EtOH, eth, bz, CS ₂ ; sl ctc
3940	9,10-Dimethylantracene		C ₁₈ H ₁₄	781-43-1	206.282		186.4(0.5)	360.0			i H ₂ O
3941	1,4-Dimethyl-9,10-anthracenedione		C ₁₆ H ₁₂ O ₂	1519-36-4	236.265	ye nd (al, sub)	140.5	sub			i H ₂ O; sl EtOH; s bz, xyl, HOAc
3942	Dimethylarsine		C ₂ H ₇ As	593-57-7	105.999	liq, ign in air	-136.1	36	1.208 ²⁹		vs ace, bz, eth, EtOH
3943	Dimethylarsinic acid	Cacodylic acid	C ₂ H ₇ AsO ₂	75-60-5	137.998		199.5(0.6)	>200			vs H ₂ O; s EtOH; l eth
3944	2,4-Dimethylbenzaldehyde		C ₉ H ₁₀ O	15764-16-6	134.174	liq	-9	218			s EtOH; s eth, ace, bz; sl chl
3945	2,5-Dimethylbenzaldehyde	Isoxylaldehyde	C ₉ H ₁₀ O	5779-94-2	134.174			220	0.9500 ²⁰		vs EtOH; s eth, ace, bz, ctc

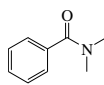
 3911 2-(Dimethylamino)ethyl methacrylate	 3912 4-[2-(Dimethylamino)ethyl]phenol	 3913 <i>N</i> -[2-(Dimethylamino)ethyl]- <i>N,N',N'</i> -trimethyl-1,2-ethanediamine	 3914 5-(Dimethylamino)-1-naphthalenesulfonyl chloride				
 3915 3-(Dimethylamino)phenol	 3916 4-(Dimethylamino)phenol	 3917 [4-(Dimethylamino)phenyl]phenylmethanone	 3918 3-(Dimethylamino)-1-phenyl-1-propanone, hydrochloride				
 3919 3-[4-(Dimethylamino)phenyl]-2-propenal	 3920 3-(Dimethylamino)propanenitrile	 3921 2-(Dimethylamino)-1-propanol	 3922 3-(Dimethylamino)-1-propanol	 3923 1-(Dimethylamino)-2-propanol	 3924 3-(Dimethylamino)-1-propyne		
 3925 2-Dimethylaminopurine	 3926 2-(<i>p</i> -Dimethylaminostyryl)benzothiazole	 3927 2,3-Dimethylaniline	 3928 2,4-Dimethylaniline	 3929 2,5-Dimethylaniline	 3930 2,6-Dimethylaniline	 3931 3,4-Dimethylaniline	 3932 3,5-Dimethylaniline
 3933 <i>N</i> ,2-Dimethylaniline	 3934 <i>N</i> ,3-Dimethylaniline	 3935 <i>N</i> ,4-Dimethylaniline	 3936 <i>N,N</i> -Dimethylaniline	 3937 <i>N,N</i> -Dimethylaniline hydrochloride	 3938 2,6-Dimethylanisole	 3939 3,5-Dimethylanisole	
 3940 9,10-Dimethylantracene	 3941 1,4-Dimethyl-9,10-anthracenedione	 3942 Dimethylarsine	 3943 Dimethylarsinic acid	 3944 2,4-Dimethylbenzaldehyde	 3945 2,5-Dimethylbenzaldehyde		

No.	Name	Synonym	Mol. Form.	CAS RN	Mol. Wt.	Physical Form	mp/°C	bp/°C	den g cm ⁻³	n _D	Solubility
3946	3,5-Dimethylbenzaldehyde		C ₉ H ₁₀ O	5779-95-3	134.174		9	221(12)			vs ace, bz, eth, EtOH
3947	<i>N,N</i> -Dimethylbenzamide		C ₉ H ₁₁ NO	611-74-5	149.189		43.8(0.5)	272.0			
3948	7,12-Dimethylbenz[a]anthracene	9,10-Dimethyl-1,2-benzanthracene	C ₂₀ H ₁₆	57-97-6	256.341	pa ye pl (al, HOAc)	123(1)				vs ace, bz
3949	4,5-Dimethyl-1,2-benzenediamine		C ₈ H ₁₂ N ₂	3171-45-7	136.194		128				
3950	<i>N,N</i> -Dimethyl-1,2-benzenediamine		C ₈ H ₁₂ N ₂	2836-03-5	136.194	oil		218	0.995 ²²		sl H ₂ O; vs EtOH, eth, ace, bz
3951	<i>N,N</i> -Dimethyl-1,3-benzenediamine		C ₈ H ₁₂ N ₂	2836-04-6	136.194		<-20	270	0.995 ²⁵		sl H ₂ O; vs EtOH, eth
3952	<i>N,N</i> -Dimethyl-1,4-benzenediamine	Dimethyl- <i>p</i> -phenylenediamine	C ₈ H ₁₂ N ₂	99-98-9	136.194	nd (bz)	53	264(5)	1.036 ²⁰		s H ₂ O, chl; vs EtOH, eth, bz; sl liq
3953	2,5-Dimethyl-1,3-benzenediol		C ₈ H ₁₀ O ₂	488-87-9	138.164	nd (bz), pr (w)	163	278.5			s H ₂ O, EtOH, eth
3954	2,6-Dimethyl-1,4-benzenediol		C ₈ H ₁₀ O ₂	654-42-2	138.164	nd (xyl), cry (w)	152.3				vs eth, EtOH
3955	<i>N</i> ,β-Dimethylbenzeneethanamine	Phenylpropylmethylamine	C ₁₀ H ₁₅ N	93-88-9	149.233			207.5	0.915 ²⁵		vs bz, eth, EtOH
3956	α,α-Dimethylbenzeneethanamine	Phentermine	C ₁₀ H ₁₅ N	122-09-8	149.233	oily liq		205			
3957	α,α-Dimethylbenzenemethanamine		C ₉ H ₁₃ N	585-32-0	135.206			196.5	0.9423 ²⁰	1.5181 ²⁵	
3958	α,4-Dimethylbenzenemethanol	1-(4-Methylphenyl)ethanol	C ₉ H ₁₂ O	536-50-5	136.190			215(11)	0.9668 ²⁵	1.5246 ²⁰	i H ₂ O; vs EtOH, eth
3959	α,α-Dimethylbenzenemethanol	α-Cumyl alcohol	C ₉ H ₁₂ O	617-94-7	136.190	pr	37(1)	202	0.9735 ²⁰	1.5325 ²⁰	i H ₂ O; s EtOH, eth, bz, HOAc
3960	α,α-Dimethylbenzenepropanol	Benzyl- <i>tert</i> -butanol	C ₁₁ H ₁₆ O	103-05-9	164.244	nd	24.5	121 ¹³	0.9626 ²¹	1.5077 ²¹	i H ₂ O; vs EtOH, eth, ace, bz
3961	<i>N</i> ,4-Dimethylbenzenesulfonamide		C ₈ H ₁₁ NO ₂ S	640-61-9	185.244	pl (dil al)	78.5		1.340 ²⁵		vs eth, EtOH
3962	5,6-Dimethyl-1 <i>H</i> -benzimidazole	Dimedazole	C ₉ H ₁₀ N ₂	582-60-5	146.188	cry (eth)	205.5	sub			s H ₂ O, EtOH, eth, chl, DMSO
3963	2,4-Dimethylbenzoic acid		C ₉ H ₁₀ O ₂	611-01-8	150.174	mcl or tcl nd (w)	90	268			sl H ₂ O; s EtOH, ace, bz, chl, HOAc, tol
3964	2,5-Dimethylbenzoic acid		C ₉ H ₁₀ O ₂	610-72-0	150.174	nd (al)	132(3)	sub	1.069 ²¹		i H ₂ O; s EtOH, eth, ace, bz
3965	2,6-Dimethylbenzoic acid		C ₉ H ₁₀ O ₂	632-46-2	150.174	nd (lig)	116	277(18)			sl H ₂ O, lig; s EtOH, eth
3966	3,4-Dimethylbenzoic acid		C ₉ H ₁₀ O ₂	619-04-5	150.174	pr (al)	163(2)				i H ₂ O; s EtOH, eth, bz
3967	3,5-Dimethylbenzoic acid	Mesitylenic acid	C ₉ H ₁₀ O ₂	499-06-9	150.174	nd (w, al)	171.1	275(19)			sl H ₂ O; vs EtOH, eth
3968	4,4'-Dimethylbenzophenone	Bis(4-methylphenyl) ketone	C ₁₅ H ₁₄ O	611-97-2	210.271	orth (al)	96.5	339(20)			vs ace, bz, eth, EtOH
3969	7,8-Dimethylbenzo[<i>g</i>]pteridine-2,4(1 <i>H</i> ,3 <i>H</i>)-dione	Lumichrome	C ₁₂ H ₁₀ N ₄ O ₂	1086-80-2	242.233	ye cry (chl)	300				sl H ₂ O, EtOH, chl
3970	2,5-Dimethylbenzoxazole		C ₉ H ₉ NO	5676-58-4	147.173			218.5	1.0880 ¹⁸	1.5412 ²⁰	s ctc
3971	<i>N,N</i> -Dimethylbenzylamine	Dimethylbenzylamine	C ₉ H ₁₃ N	103-83-3	135.206			179(15)	0.915 ⁵	1.5011 ²⁰	sl H ₂ O; msc EtOH, eth
3972	<i>N,N</i> -Dimethyl- <i>N'</i> -benzyl-1,2-ethanediamine	<i>N</i> -Benzyl- <i>N'</i> , <i>N'</i> -dimethyl-1,2-ethanediamine	C ₁₁ H ₁₈ N ₂	103-55-9	178.274			145 ³⁰	0.9343 ²⁰	1.5089 ²⁰	
3973	<i>N,N</i> -Dimethyl- <i>N'</i> -benzyl- <i>N'</i> -2-pyridinyl-1,2-ethanediamine	Tripeleannamine	C ₁₆ H ₂₁ N ₃	91-81-6	255.358	ye oil		140 ^{0.1}		1.576 ²⁵	misc H ₂ O
3974	6,6-Dimethylbicyclo[3.1.1]-heptan-2-one, (1 <i>R</i>)-		C ₉ H ₁₄ O	38651-65-9	138.206	liq	-1	209	0.9807 ²⁰	1.4787 ²⁰	vs eth, EtOH
3975	2,3-Dimethylbicyclo[2.2.1]-hept-2-ene	2,3-Dimethyl-2-norbornene	C ₉ H ₁₄	529-16-8	122.207			140.5	0.8698 ¹⁷	1.4688 ¹⁷	s eth, ace, bz
3976	6,6-Dimethylbicyclo[3.1.1]-hept-2-ene-2-ethanol		C ₁₁ H ₁₈ O	128-50-7	166.260			235	0.973 ²⁵	1.4930 ²⁰	s chl
3977	2,2'-Dimethylbiphenyl		C ₁₄ H ₁₄	605-39-0	182.261	cry (al)	19.94(0.01)	258(7)	0.9906 ²⁰	1.5752 ²⁰	i H ₂ O; vs EtOH, eth, bz; s ace
3978	3,3'-Dimethylbiphenyl		C ₁₄ H ₁₄	612-75-9	182.261		8(4)	289.6(0.2)	0.9995 ²⁰	1.5946 ²⁰	i H ₂ O; vs EtOH, eth, bz; s ace
3979	4,4'-Dimethylbiphenyl		C ₁₄ H ₁₄	613-33-2	182.261	mcl pr (eth)	120.9(0.4)	294(11)	0.917 ¹²¹		i H ₂ O; sl EtOH; s eth, ace, bz, CS ₂
3980	4,4'-Dimethyl-2,2'-bipyridine		C ₁₂ H ₁₂ N ₂	1134-35-6	184.236		171.5				s chl
3981	2,3-Dimethyl-1,3-butadiene	Diisopropenyl	C ₆ H ₁₀	513-81-5	82.143	liq	-76.0(0.1)	69(1)	0.7222 ²⁵	1.4394 ²⁰	s ctc
3982	<i>N,N</i> -Dimethylbutanamide		C ₆ H ₁₃ NO	760-79-2	115.173	liq	-40	186	0.9064 ²⁵	1.4391 ²⁵	vs ace, bz, eth, EtOH

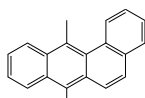


3946

3,5-Dimethylbenzaldehyde

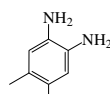


3947

N,N-Dimethylbenzamide

3948

7,12-Dimethylbenz[a]anthracene

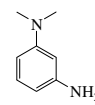


3949

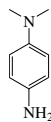
4,5-Dimethyl-1,2-benzenediamine



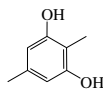
3950

N,N-Dimethyl-1,2-benzenediamine

3951

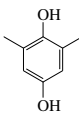
N,N-Dimethyl-1,3-benzenediamine

3952

N,N-Dimethyl-1,4-benzenediamine

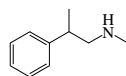
3953

2,5-Dimethyl-1,3-benzenediol

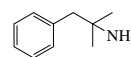


3954

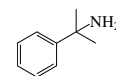
2,6-Dimethyl-1,4-benzenediol



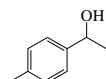
3955

N,β-Dimethylbenzeneethanamine

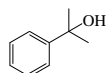
3956

 α,α -Dimethylbenzeneethanamine

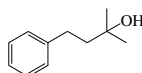
3957

 α,α -Dimethylbenzenemethanamine

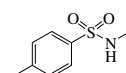
3958

 $\alpha,4$ -Dimethylbenzenemethanol

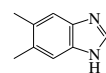
3959

 α,α -Dimethylbenzenemethanol

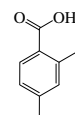
3960

 α,α -Dimethylbenzeneopropanol

3961

N,4-Dimethylbenzenesulfonamide

3962

5,6-Dimethyl-1*H*-benzimidazole

3963

2,4-Dimethylbenzoic acid



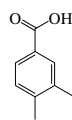
3964

2,5-Dimethylbenzoic acid



3965

2,6-Dimethylbenzoic acid



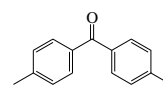
3966

3,4-Dimethylbenzoic acid



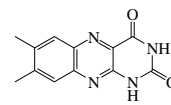
3967

3,5-Dimethylbenzoic acid

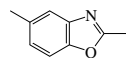


3968

4,4'-Dimethylbenzophenone

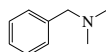


3969

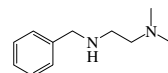
7,8-Dimethylbenzo[*g*]pteridine-2,4(1*H*,3*H*)-dione

3970

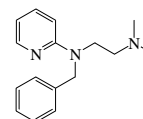
2,5-Dimethylbenzoxazole



3971

N,N-Dimethylbenzylamine

3972

N,N-Dimethyl-*N'*-benzyl-1,2-ethanediamine

3973

N,N-Dimethyl-*N'*-benzyl-*N'*-2-pyridinyl-1,2-ethanediamine

3974

6,6-Dimethylbicyclo[3.1.1]heptan-2-one, (1*R*)-

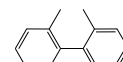
3975

2,3-Dimethylbicyclo[2.2.1]hept-2-ene



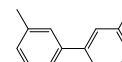
3976

6,6-Dimethylbicyclo[3.1.1]hept-2-ene-2-ethanol



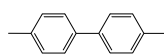
3977

2,2'-Dimethylbiphenyl



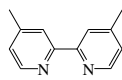
3978

3,3'-Dimethylbiphenyl



3979

4,4'-Dimethylbiphenyl



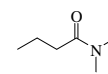
3980

4,4'-Dimethyl-2,2'-bipyridine



3981

2,3-Dimethyl-1,3-butadiene



3982

N,N-Dimethylbutanamide

No.	Name	Synonym	Mol. Form.	CAS RN	Mol. Wt.	Physical Form	mp/°C	bp/°C	den g cm ⁻³	n _D	Solubility
3983	3,3-Dimethyl-2-butanamine		C ₈ H ₁₅ N	3850-30-4	101.190	liq	-20	101(6)	0.7668 ²⁰	1.4105 ²⁵	vs H ₂ O
3984	2,2-Dimethylbutane	Neohexane	C ₆ H ₁₄	75-83-2	86.175	liq	-99.0(0.4)	49.7(0.2)	0.6444 ²⁵	1.3688 ²⁰	i H ₂ O; s EtOH, eth; vs ace, bz, peth, ctc
3985	2,3-Dimethylbutane	Diisopropyl	C ₆ H ₁₄	79-29-8	86.175	liq	-128.1(0.2)	58.0(0.3)	0.6616 ²⁰	1.3750 ²⁰	i H ₂ O; s EtOH, eth; vs ace, bz, peth, ctc
3986	2,3-Dimethyl-2,3-butanediol	Pinacol	C ₆ H ₁₄ O ₂	76-09-5	118.174	nd (al, eth)	43.3(0.2)	174(3)			sl H ₂ O, CS ₂ ; vs EtOH, eth
3987	2,3-Dimethyl-2-butanethiol		C ₆ H ₁₄ S	1639-01-6	118.240	liq		126.1(0.7)			
3988	2,2-Dimethylbutanoic acid		C ₆ H ₁₂ O ₂	595-37-9	116.158	liq	-15.0(0.5)	187.87(0.02)	0.9276 ²⁰	1.4145 ²⁰	sl H ₂ O; s EtOH, eth
3989	2,2-Dimethyl-1-butanol		C ₆ H ₁₄ O	1185-33-7	102.174		<-15	137(1)	0.8283 ²⁰	1.4208 ²⁰	sl H ₂ O; s EtOH, eth
3990	3,3-Dimethyl-1-butanol	Dimbunol	C ₆ H ₁₄ O	624-95-3	102.174	liq	-60	143(2)	0.844 ¹⁵	1.4323 ¹⁵	sl H ₂ O; s EtOH, eth, ace
3991	2,3-Dimethyl-2-butanol	Isopropylidimethylcarbinol	C ₆ H ₁₄ O	594-60-5	102.174	liq	-10.5(0.3)	118.7(0.5)	0.8236 ²⁰	1.4176 ²⁰	s H ₂ O; msc EtOH, eth
3992	3,3-Dimethyl-2-butanol, (±)-		C ₆ H ₁₄ O	20281-91-8	102.174		5.6	120.4	0.8122 ²⁵	1.4148 ²⁰	sl H ₂ O; vs EtOH, eth
3993	3,3-Dimethyl-2-butanone	Pinacolone	C ₆ H ₁₂ O	75-97-8	100.158	liq	-51.40(0.05)	106.1(0.2)	0.7229 ²⁵	1.3952 ²⁰	sl H ₂ O; s EtOH, eth, ace, ctc
3994	3,3-Dimethylbutanoyl chloride		C ₆ H ₁₁ ClO	7065-46-5	134.603			129(8)	0.969 ²⁰	1.4210 ²⁰	vs eth
3995	2,3-Dimethyl-1-butene		C ₆ H ₁₂	563-78-0	84.159	liq	-157.27(0.09)	55.59(0.04)	0.6803 ²⁰	1.3995 ²⁰	i H ₂ O; s EtOH, eth, ace, ctc, CS ₂
3996	3,3-Dimethyl-1-butene		C ₆ H ₁₂	558-37-2	84.159	liq	-115.2(0.3)	41.24(0.04)	0.6529 ²⁰	1.3763 ²⁰	i H ₂ O; s EtOH, eth, ctc, chl
3997	2,3-Dimethyl-2-butene		C ₆ H ₁₂	563-79-1	84.159	liq	-74.3(0.1)	73.19(0.06)	0.7080 ²⁰	1.4122 ²⁰	i H ₂ O; s EtOH, eth, ace, chl
3998	<i>N</i> -(1,3-Dimethylbutyl)- <i>N'</i> -phenyl-1,4-benzenediamine		C ₁₈ H ₂₄ N ₂	793-24-8	268.397		46	164 ¹			
3999	3,3-Dimethyl-1-butyne	<i>tert</i> -Butylacetylene	C ₆ H ₁₀	917-92-0	82.143	liq	-78.2(0.4)	38(2)	0.6623 ²⁵	1.3736 ²⁰	
4000	Dimethyl 2-butyndioate		C ₈ H ₆ O ₄	762-42-5	142.110			199(9)	1.1564 ²⁰	1.4434 ²⁰	s EtOH, eth, ctc
4001	Dimethyl cadmium		C ₂ H ₆ Cd	506-82-1	142.480		-2.67(0.02)	105.5 (exp 150)	1.9846 ¹⁸	1.5488	s peth
4002	Dimethylcarbamic chloride	Dimethylcarbamoil chloride	C ₃ H ₆ ClNO	79-44-7	107.539	liq	-33	154(10)	1.168 ²⁵	1.4540 ²⁰	
4003	Dimethylcarbamoithioic chloride		C ₃ H ₆ ClNS	16420-13-6	123.605	pr	42(2)	98 ¹⁰			vs eth; s chl, peth
4004	Dimethyl carbate		C ₁₁ H ₁₄ O ₄	39589-98-5	210.227	cry	38	137 ^{12.5}	1.164 ²¹	1.4852 ²⁰	i H ₂ O
4005	Dimethyl carbonate	Methyl carbonate	C ₃ H ₆ O ₃	616-38-6	90.078		-1(10)	90.11(0.09)	1.0636 ²⁵	1.3687 ²⁰	i H ₂ O; s EtOH, eth; sl ctc
4006	Dimethylcyanamide		C ₃ H ₆ N ₂	1467-79-4	70.093			162(5)		1.4089 ¹⁹	vs ace, eth, EtOH
4007	2,3-Dimethyl-2,5-cyclohexadiene-1,4-dione		C ₈ H ₈ O ₂	526-86-3	136.149	ye nd	55	sub			sl H ₂ O; s EtOH, eth, chl
4008	2,5-Dimethyl-2,5-cyclohexadiene-1,4-dione		C ₈ H ₈ O ₂	137-18-8	136.149	ye nd (al)	126.0				sl H ₂ O, EtOH; s eth, bz, chl
4009	2,6-Dimethyl-2,5-cyclohexadiene-1,4-dione		C ₈ H ₈ O ₂	527-61-7	136.149	ye nd	72.5	sub	1.0479 ²⁸		s chl
4010	1,1-Dimethylcyclohexane		C ₈ H ₁₆	590-66-9	112.213	liq	-33.31(0.04)	119.5(0.3)	0.7809 ²⁰	1.4290 ²⁰	i H ₂ O; s EtOH, eth, ace, bz; msc ctc
4011	<i>cis</i> -1,2-Dimethylcyclohexane		C ₈ H ₁₆	2207-01-4	112.213	liq	-49.83(0.04)	129.7(0.6)	0.7963 ²⁰	1.4360 ²⁰	i H ₂ O; s EtOH, bz, ctc; msc eth, ace
4012	<i>trans</i> -1,2-Dimethylcyclohexane		C ₈ H ₁₆	6876-23-9	112.213	liq	-88.12(0.02)	123.4(0.3)	0.7760 ²⁰	1.4270 ²⁰	i H ₂ O; s EtOH, eth; msc ace, bz; vs lig
4013	<i>cis</i> -1,3-Dimethylcyclohexane		C ₈ H ₁₆	638-04-0	112.213	liq	-75.51(0.03)	124.4(0.6)	0.7660 ²⁰	1.4229 ²⁰	i H ₂ O; msc EtOH, eth, ace, bz, lig, ctc
4014	<i>trans</i> -1,3-Dimethylcyclohexane		C ₈ H ₁₆	2207-03-6	112.213	liq	-90.05(0.03)	120.1(0.7)	0.79 ¹⁵	1.4284 ²⁵	
4015	<i>cis</i> -1,4-Dimethylcyclohexane		C ₈ H ₁₆	624-29-3	112.213	liq	-87.4(0.3)	124.3(0.7)	0.7829 ²⁰	1.4230 ²⁰	i H ₂ O; msc EtOH, eth, ace, bz, lig, ctc
4016	<i>trans</i> -1,4-Dimethylcyclohexane		C ₈ H ₁₆	2207-04-7	112.213	liq	-36.9(0.2)	119.3(0.5)	0.77 ¹⁵	1.4185 ²⁵	i H ₂ O
4017	Dimethyl <i>trans</i> -1,4-cyclohexanedicarboxylate		C ₁₀ H ₁₆ O ₄	3399-22-2	200.232	ndl (eth)	71				s eth
4018	5,5-Dimethyl-1,3-cyclohexanedione	5,5-Dimethyldihydroresorcinol	C ₈ H ₁₂ O ₂	126-81-8	140.180	nd (w)	52.5(0.5)				sl H ₂ O, eth; s ace, ctc; vs chl, HOAc



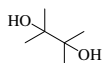
3983
3,3-Dimethyl-2-butanamine



3984
2,2-Dimethylbutane



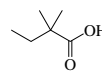
3985
2,3-Dimethylbutane



3986
2,3-Dimethyl-2,3-butanediol



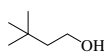
3987
2,3-Dimethyl-2-butanethiol



3988
2,2-Dimethylbutanoic acid



3989
2,2-Dimethyl-1-butanol



3990
3,3-Dimethyl-1-butanol



3991
2,3-Dimethyl-2-butanol



3992
3,3-Dimethyl-2-butanol, (±)-



3993
3,3-Dimethyl-2-butanone



3994
3,3-Dimethylbutanoyl chloride



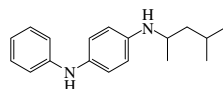
3995
2,3-Dimethyl-1-butene



3996
3,3-Dimethyl-1-butene



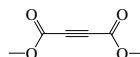
3997
2,3-Dimethyl-2-butene



3998
N-(1,3-Dimethylbutyl)-*N'*-phenyl-1,4-benzenediamine



3999
3,3-Dimethyl-1-butyne



4000
Dimethyl 2-butyne-1,4-diolate



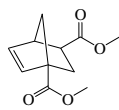
4001
Dimethyl cadmium



4002
Dimethylcarbamoyl chloride



4003
Dimethylcarbamothioic chloride



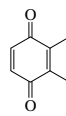
4004
Dimethyl carbate



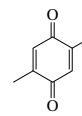
4005
Dimethyl carbonate



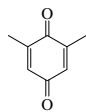
4006
Dimethylcyanamide



4007
2,3-Dimethyl-2,5-cyclohexadiene-1,4-dione



4008
2,5-Dimethyl-2,5-cyclohexadiene-1,4-dione



4009
2,6-Dimethyl-2,5-cyclohexadiene-1,4-dione



4010
1,1-Dimethylcyclohexane



4011
cis-1,2-Dimethylcyclohexane



4012
trans-1,2-Dimethylcyclohexane



4013
cis-1,3-Dimethylcyclohexane



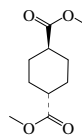
4014
trans-1,3-Dimethylcyclohexane



4015
cis-1,4-Dimethylcyclohexane



4016
trans-1,4-Dimethylcyclohexane

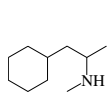
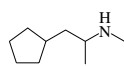
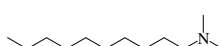
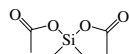
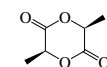
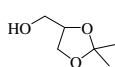
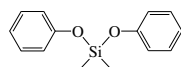
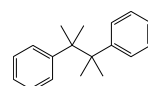
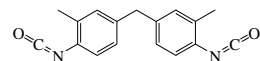
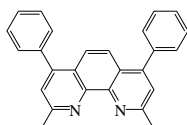
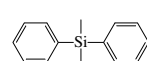
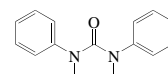
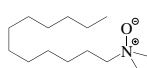
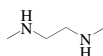
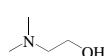
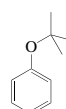
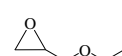


4017
Dimethyl *trans*-1,4-cyclohexanedicarboxylate

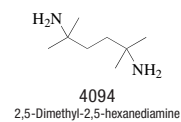
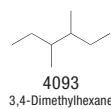
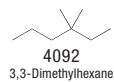
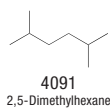
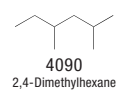
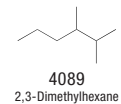
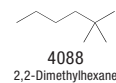
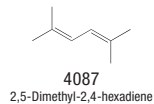
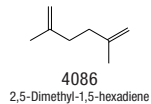
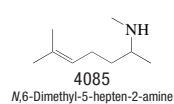
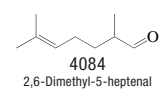
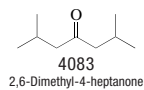
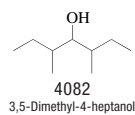
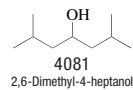
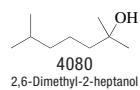
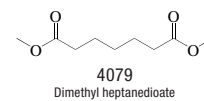
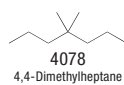
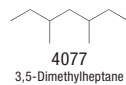
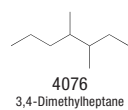
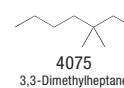
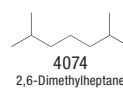
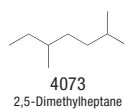
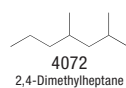
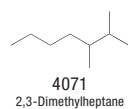
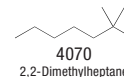
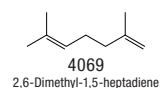
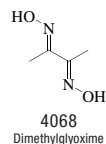
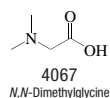
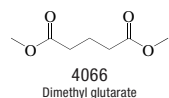
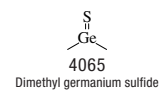
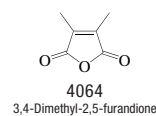
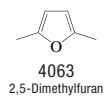
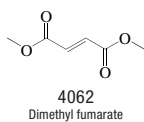
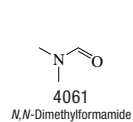


4018
5,5-Dimethyl-1,3-cyclohexanedione

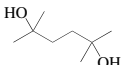

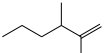

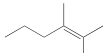
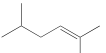
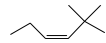
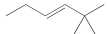

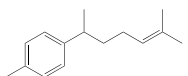
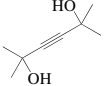


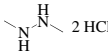




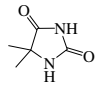



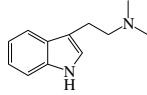
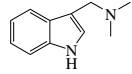
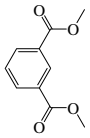
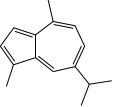
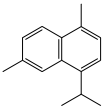



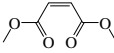
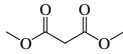
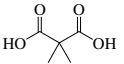

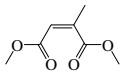
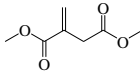
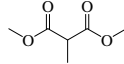

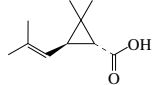
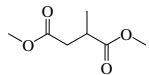
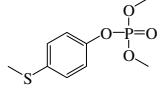

No.	Name	Synonym	Mol. Form.	CAS RN	Mol. Wt.	Physical Form	mp/°C	bp/°C	den g cm ⁻³	n _D	Solubility
4019	<i>N</i> , α -Dimethylcyclohexaneethanamine	Propylhexedrine	C ₁₀ H ₂₁ N	101-40-6	155.281			205	0.8501 ²⁰	1.4600 ²⁰	vs EtOH
4020	3,3-Dimethylcyclohexanol		C ₈ H ₁₆ O	767-12-4	128.212		11(2)	186(4)	0.9128 ¹⁴	1.4606 ¹⁵	
4021	2,2-Dimethylcyclohexanone		C ₈ H ₁₄ O	1193-47-1	126.196	liq	-20.5	172	0.9145 ²⁰	1.4486 ²⁰	
4022	2,6-Dimethylcyclohexanone		C ₈ H ₁₄ O	2816-57-1	126.196			175(15)	0.925 ²⁵	1.4460 ²⁰	
4023	3,3-Dimethylcyclohexanone		C ₈ H ₁₄ O	2979-19-3	126.196			180	0.909 ¹⁵	1.4482 ¹⁷	
4024	4,4-Dimethylcyclohexanone		C ₈ H ₁₄ O	4255-62-3	126.196		39	73 ¹⁴	0.932 ²⁰	1.4537 ²⁴	
4025	1,2-Dimethylcyclohexene		C ₈ H ₁₄	1674-10-8	110.197	liq	-84.1(0.2)	137(3)	0.8220 ²⁵	1.4620 ²⁰	
4026	1,3-Dimethylcyclohexene		C ₈ H ₁₄	2808-76-6	110.197			126(4)	0.799 ²⁵	1.449 ²⁰	
4027	3,5-Dimethyl-2-cyclohexen-1-one		C ₈ H ₁₂ O	1123-09-7	124.180			208.5	0.9400 ²⁰	1.4812 ²⁰	s EtOH, eth
4028	1,1-Dimethylcyclopentane		C ₇ H ₁₄	1638-26-2	98.186	liq	-69.43(0.01)	87.8(0.3)	0.7499 ²⁵	1.4136 ²⁰	
4029	<i>cis</i> -1,2-Dimethylcyclopentane		C ₇ H ₁₄	1192-18-3	98.186	liq	-53.67(0.02)	99.5(0.3)	0.7680 ²⁵	1.4222 ²⁰	
4030	<i>trans</i> -1,2-Dimethylcyclopentane		C ₇ H ₁₄	822-50-4	98.186	liq	-118(1)	91.9(0.4)	0.7468 ²⁵	1.4120 ²⁰	
4031	<i>cis</i> -1,3-Dimethylcyclopentane		C ₇ H ₁₄	2532-58-3	98.186	liq	-133.67(0.03)	91.7(0.5)	0.7402 ²⁵	1.4089 ²⁰	
4032	<i>trans</i> -1,3-Dimethylcyclopentane		C ₇ H ₁₄	1759-58-6	98.186	liq	-133.9(0.1)	90.7(0.6)	0.7443 ²⁵	1.4107 ²⁰	
4033	<i>N</i> , α -Dimethylcyclopentaneethanamine	Cyclopentamine	C ₉ H ₁₉ N	102-45-4	141.254			171		1.4500 ²⁰	
4034	1,2-Dimethylcyclopentene		C ₇ H ₁₂	765-47-9	96.170	liq	-90.4(0.5)	105(3)	0.7928 ²⁵	1.4448 ²⁰	
4035	1,5-Dimethylcyclopentene		C ₇ H ₁₂	16491-15-9	96.170	liq	-118.5(0.5)	99	0.780 ²⁰	1.4331 ²⁰	
4036	1,1-Dimethylcyclopropane		C ₅ H ₁₀	1630-94-0	70.133	vol liq or gas	-109.0(0.1)	21(2)	0.6604 ²⁰	1.3668 ²⁰	i H ₂ O; s EtOH; vs eth, sulf
4037	<i>cis</i> -1,2-Dimethylcyclopropane		C ₅ H ₁₀	930-18-7	70.133	liq	-140.92(0.09)	37(3)	0.6889 ²⁵	1.3829 ²⁰	i H ₂ O; s EtOH; vs eth; sl ctc
4038	<i>trans</i> -1,2-Dimethylcyclopropane		C ₅ H ₁₀	2402-06-4	70.133	vol liq or gas	-149.7(0.1)	28(2)	0.6648 ²⁵	1.3713 ²⁰	vs eth, EtOH
4039	Dimethyldecylamine	<i>N,N</i> -Dimethyl-1-decanamine	C ₁₂ H ₂₇ N	1120-24-7	185.349			234(6)			
4040	Dimethyldiacetoxysilane	Bis(acetyloxy)dimethylsilane	C ₈ H ₁₆ O ₄ Si	2182-66-3	176.243	liq	-12.5	165	1.0540 ²⁰	1.4030 ²⁰	
4041	<i>trans</i> -Dimethyldiazene	Azomethane	C ₂ H ₆ N ₂	4143-41-3	58.082	gas	-78	1.5	0.743 ⁰	1.4199 ¹⁹	vs ace, EtOH, eth; s ctc, hp
4042	2,2-Dimethyl-1,3-dioxane-4,6-dione	Meldrum's acid	C ₆ H ₈ O ₄	2033-24-1	144.126		94				
4043	<i>cis</i> -3,6-Dimethyl-1,4-dioxane-2,5-dione		C ₆ H ₈ O ₄	4511-42-6	144.126	orth (eth)	96.8	150 ²⁵			
4044	2,2-Dimethyl-1,3-dioxolane-4-methanol	Isopropylidene glycerol	C ₆ H ₁₂ O ₃	100-79-8	132.157			82 ¹⁰	1.064 ²⁰	1.4383 ²⁰	
4045	Dimethyldiphenoxysilane		C ₁₄ H ₁₆ O ₂ Si	3440-02-6	244.362		-23	131 ⁵	1.0599 ²⁵	1.5330 ²⁰	
4046	2,3-Dimethyl-2,3-diphenylbutane	Dicumene	C ₁₆ H ₂₂	1889-67-4	238.368	cry (MeOH)	119(1)				
4047	3,3'-Dimethyldiphenylmethane 4,4'-diisocyanate		C ₁₇ H ₁₄ N ₂ O ₂	139-25-3	278.305						s chl
4048	2,9-Dimethyl-4,7-diphenyl-1,10-phenanthroline		C ₂₆ H ₂₀ N ₂	4733-39-5	360.450		280 dec				
4049	Dimethyldiphenylsilane		C ₁₄ H ₁₆ Si	778-24-5	212.363			277	0.9867 ²⁰	1.5644 ²⁰	
4050	<i>N,N'</i> -Dimethyl- <i>N,N'</i> -diphenylurea		C ₁₅ H ₁₆ N ₂ O	611-92-7	240.300	pl (al)	121.6(0.7)	350			vs H ₂ O, EtOH, ace; sl eth, bz, CS ₂
4051	Dimethyl disulfide	Methyl disulfide	C ₂ H ₆ S ₂	624-92-0	94.199	liq	-84.67(0.1)	109.72(0.08)	1.0625 ²⁰	1.5289 ²⁰	i H ₂ O; msc EtOH, eth
4052	<i>O,O</i> -Dimethyl dithiophosphate	<i>O,O</i> -Dimethyl phosphorodithionate	C ₂ H ₇ O ₂ PS ₂	756-80-9	158.180	liq		56 ⁴	1.29 ²⁰		
4053	<i>N,N</i> -Dimethyldodecylamine oxide		C ₁₄ H ₃₁ NO	1643-20-5	229.402	hyg nd (tol)	130.5				
4054	1,2-Dimethylenecyclohexane		C ₈ H ₁₂	2819-48-9	108.181			125(7)	0.8361 ²⁰	1.4718 ²⁵	i H ₂ O; s EtOH, eth, bz, chl; vs ace
4055	<i>N,N</i> -Dimethyl-1,2-ethanedi-amine		C ₄ H ₁₂ N ₂	108-00-9	88.151			104	0.803 ²⁵	1.4260 ²⁰	
4056	<i>N,N'</i> -Dimethyl-1,2-ethanedi-amine		C ₄ H ₁₂ N ₂	110-70-3	88.151			120	0.828 ¹⁵		s EtOH, eth, dil HCl
4057	<i>N,N</i> -Dimethylethanolamine	Deanol	C ₄ H ₁₁ NO	108-01-0	89.136	liq	-65(1)	130.7(0.5)	0.8866 ²⁰	1.4300 ²⁰	msc H ₂ O, EtOH, eth; s chl
4058	Dimethyl ether	Methyl ether	C ₂ H ₆ O	115-10-6	46.068	col gas	-141.49(0.05)	-24.8(0.2)			s H ₂ O, EtOH, eth, ace, chl; sl bz
4059	(1,1-Dimethylethoxy)benzene		C ₁₀ H ₁₄ O	6669-13-2	150.217	liq	-18.3(0.4)	194(6)	0.9214 ²⁰		
4060	[(1,1-Dimethylethoxy)methyl]-oxirane		C ₇ H ₁₄ O ₂	7665-72-7	130.185	liq	-70	152	0.898 ²⁰		

4019
N,α-Dimethylcyclohexaneethanamine4020
3,3-Dimethylcyclohexanol4021
2,2-Dimethylcyclohexanone4022
2,6-Dimethylcyclohexanone4023
3,3-Dimethylcyclohexanone4024
4,4-Dimethylcyclohexanone4025
1,2-Dimethylcyclohexene4026
1,3-Dimethylcyclohexene4027
3,5-Dimethyl-2-cyclohexen-1-one4028
1,1-Dimethylcyclopentane4029
cis-1,2-Dimethylcyclopentane4030
trans-1,2-Dimethylcyclopentane4031
cis-1,3-Dimethylcyclopentane4032
trans-1,3-Dimethylcyclopentane4033
N,α-Dimethylcyclopentaneethanamine4034
1,2-Dimethylcyclopentene4035
1,5-Dimethylcyclopentene4036
1,1-Dimethylcyclopropane4037
cis-1,2-Dimethylcyclopropane4038
trans-1,2-Dimethylcyclopropane4039
Dimethyldodecylamine4040
Dimethyldiacetoxysilane4041
trans-Dimethyldiazene4042
2,2-Dimethyl-1,3-dioxane-4,6-dione4043
cis-3,6-Dimethyl-1,4-dioxane-2,5-dione4044
2,2-Dimethyl-1,3-dioxolane-4-methanol4045
Dimethyldiphenoxysilane4046
2,3-Dimethyl-2,3-diphenylbutane4047
3,3'-Dimethyldiphenylmethane 4,4'-diisocyanate4048
2,9-Dimethyl-4,7-diphenyl-1,10-phenanthroline4049
Dimethyldiphenylsilane4050
N,N'-Dimethyl-*N,N'*-diphenylurea4051
Dimethyl disulfide4052
O,O-Dimethyl dithiophosphate4053
N,N-Dimethyldodecylamine oxide4054
1,2-Dimethylenecyclohexene4055
N,N'-Dimethyl-1,2-ethanediamine4056
N,N'-Dimethyl-1,2-ethanediamine4057
N,N-Dimethylethanolamine4058
Dimethyl ether4059
(1,1-Dimethylethoxy)benzene4060
[(1,1-Dimethylethoxy)methyl]oxirane

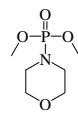
No.	Name	Synonym	Mol. Form.	CAS RN	Mol. Wt.	Physical Form	mp/°C	bp/°C	den g cm ⁻³	n _D	Solubility
4061	<i>N,N</i> -Dimethylformamide	DMF	C ₃ H ₇ NO	68-12-2	73.094	liq	-60.3(0.2)	152.8(0.5)	0.9445 ²⁵	1.4305 ²⁰	msc H ₂ O, EtOH, eth, ace, bz; sl lig
4062	Dimethyl fumarate		C ₈ H ₆ O ₄	624-49-7	144.126		101.7(0.7)	193	1.37 ²⁰	1.4062 ¹¹¹	i H ₂ O; s ace, chl
4063	2,5-Dimethylfuran		C ₆ H ₆ O	625-86-5	96.127	liq	-62.8	96(3)	0.8883 ²⁰	1.4363 ²⁰	i H ₂ O; s EtOH, eth, ace, bz, HOAc, chl
4064	3,4-Dimethyl-2,5-furandione		C ₈ H ₆ O ₃	766-39-2	126.110	pl or lf (dil al)	96	223	1.107 ¹⁰⁰		sl H ₂ O; vs EtOH, eth, bz, chl
4065	Dimethyl germanium sulfide		C ₂ H ₆ GeS	16090-49-6	134.77	col cry	54.5	302			
4066	Dimethyl glutarate	Methyl glutarate	C ₇ H ₁₂ O ₄	1119-40-0	160.168	liq	-42.5	216(4)	1.0876 ²⁰	1.4242 ²⁰	vs EtOH, eth; s chl
4067	<i>N,N</i> -Dimethylglycine		C ₄ H ₉ NO ₂	1118-68-9	103.120	hyg nd (PrOH)	185.5				vs H ₂ O, MeOH; s EtOH, eth, ace
4068	Dimethylglyoxime		C ₄ H ₈ N ₂ O ₂	95-45-4	116.119	nd (to or dil al)	245.5	234 sub			i H ₂ O; vs EtOH, eth; sl bz, tol
4069	2,6-Dimethyl-1,5-heptadiene		C ₉ H ₁₆	6709-39-3	124.223	liq	-70	143(3)	0.7648 ²⁵		
4070	2,2-Dimethylheptane		C ₉ H ₂₀	1071-26-7	128.255	liq	-113.05(0.1)	133(1)	0.7105 ²⁰	1.4016 ²⁰	i H ₂ O; s eth, ctc; vs ace, chl; msc bz
4071	2,3-Dimethylheptane		C ₉ H ₂₀	3074-71-3	128.255	liq	-116	140.6(0.9)	0.7260 ²⁰	1.4088 ²⁰	i H ₂ O; msc EtOH, eth, ace, bz, peth, chl
4072	2,4-Dimethylheptane		C ₉ H ₂₀	2213-23-2	128.255			132(2)	0.7115 ²⁵	1.4034 ²⁰	i H ₂ O; msc EtOH, eth, ace, bz, chl, peth
4073	2,5-Dimethylheptane		C ₉ H ₂₀	2216-30-0	128.255			135(2)	0.7198 ²⁰	1.4033 ²⁰	vs ace, bz, eth, EtOH
4074	2,6-Dimethylheptane		C ₉ H ₂₀	1072-05-5	128.255	liq	-103.1(0.5)	135(2)	0.7089 ²⁰	1.4011 ²⁰	sl chl
4075	3,3-Dimethylheptane		C ₉ H ₂₀	4032-86-4	128.255			137(3)	0.7254 ²⁰	1.4087 ²⁰	i H ₂ O; msc EtOH; s eth; vs ace, bz
4076	3,4-Dimethylheptane		C ₉ H ₂₀	922-28-1	128.255			140(3)	0.7314 ²⁰	1.4108 ²⁰	i H ₂ O; s eth, ctc; vs ace, chl; msc bz
4077	3,5-Dimethylheptane		C ₉ H ₂₀	926-82-9	128.255			135(3)	0.7225 ²⁰	1.4083 ²⁰	i H ₂ O; s eth, ctc; vs ace, chl; msc bz
4078	4,4-Dimethylheptane		C ₉ H ₂₀	1068-19-5	128.255			134(3)	0.7221 ²⁰	1.4076 ²⁰	i H ₂ O; s eth, ctc; vs ace, chl; msc bz
4079	Dimethyl heptanedioate	Dimethyl pimelate	C ₉ H ₁₆ O ₄	1732-08-7	188.221		-21	120 ¹⁰	1.0625 ²⁰	1.4309 ²⁰	sl H ₂ O; s EtOH, eth, bz
4080	2,6-Dimethyl-2-heptanol		C ₉ H ₂₀ O	13254-34-7	144.254			170(11)	0.8186 ²⁰	1.4242 ²⁰	
4081	2,6-Dimethyl-4-heptanol	Diisobutylcarbinol	C ₉ H ₂₀ O	108-82-7	144.254			193(6)	0.8114 ²⁰	1.4242 ²⁰	i H ₂ O; s EtOH, eth; sl ctc
4082	3,5-Dimethyl-4-heptanol		C ₉ H ₂₀ O	19549-79-2	144.254			179(5)	0.836 ¹⁸	1.4283 ²⁰	sl H ₂ O
4083	2,6-Dimethyl-4-heptanone	Diisobutyl ketone	C ₉ H ₁₈ O	108-83-8	142.238	liq	-46.0(0.2)	157(3)	0.8062 ²⁰	1.412 ²¹	i H ₂ O; msc EtOH, eth; s ctc
4084	2,6-Dimethyl-5-heptenal		C ₉ H ₁₆ O	106-72-9	140.222	oil		120 ¹⁰⁰			
4085	<i>N</i> ,6-Dimethyl-5-hepten-2-amine	Isomethheptene	C ₉ H ₁₉ N	503-01-5	141.254			177			vs eth, EtOH
4086	2,5-Dimethyl-1,5-hexadiene		C ₈ H ₁₄	627-58-7	110.197	liq	-75.6(0.2)	114(2)	0.743 ²⁰	1.43995 ²¹	i H ₂ O; s ace, chl
4087	2,5-Dimethyl-2,4-hexadiene		C ₈ H ₁₄	764-13-6	110.197		13.8(0.3)	135.2(0.2)	0.7577 ²⁵	1.4785 ²⁰	i H ₂ O; s EtOH, eth, bz, chl
4088	2,2-Dimethylhexane		C ₈ H ₁₈	590-73-8	114.229	liq	-121.19(0.07)	106.8(0.4)	0.6953 ²⁰	1.3935 ²⁰	vs ace, bz, eth, EtOH
4089	2,3-Dimethylhexane		C ₈ H ₁₈	584-94-1	114.229			115.6(0.5)	0.6912 ²⁵	1.4011 ²⁰	vs ace, bz, EtOH, lig
4090	2,4-Dimethylhexane		C ₈ H ₁₈	589-43-5	114.229			109.4(0.4)	0.6962 ²⁵	1.3929 ²⁵	
4091	2,5-Dimethylhexane	Biisobutyl	C ₈ H ₁₈	592-13-2	114.229	liq	-91.14(0.02)	109.1(0.7)	0.6901 ²⁵	1.3925 ²⁰	i H ₂ O; msc EtOH, ace, bz; s eth
4092	3,3-Dimethylhexane		C ₈ H ₁₈	563-16-6	114.229	liq	-126.2(0.1)	111.9(0.6)	0.7100 ²⁰	1.4001 ²⁰	i H ₂ O; msc EtOH; vs eth, ace, bz
4093	3,4-Dimethylhexane		C ₈ H ₁₈	583-48-2	114.229			117.7(0.4)	0.7151 ²⁵	1.4041 ²⁰	i H ₂ O; s eth; msc EtOH, ace, bz
4094	2,5-Dimethyl-2,5-hexanedi-amine		C ₈ H ₂₀ N ₂	23578-35-0	144.258			184	0.8485 ¹⁵	1.4459 ²⁰	



No.	Name	Synonym	Mol. Form.	CAS RN	Mol. Wt.	Physical Form	mp/°C	bp/°C	den g cm ⁻³	n _D	Solubility
4095	2,5-Dimethyl-2,5-hexanediol	1,1,4,4-Tetramethyl-1,4-butanediol	C ₈ H ₁₈ O ₂	110-03-2	146.228	pr (AcOEt) fl (peth)	91(2)	233(13)	0.898 ²⁰		s H ₂ O; vs EtOH, bz, chl
4096	2,2-Dimethyl-1-hexanol		C ₈ H ₁₈ O	2370-13-0	130.228			95 ²⁹			
4097	2,3-Dimethyl-1-hexene		C ₈ H ₁₆	16746-86-4	112.213			111(2)	0.7172 ²⁵	1.4113 ²⁰	
4098	5,5-Dimethyl-1-hexene		C ₈ H ₁₆	7116-86-1	112.213			102(3)	0.705 ²⁵	1.4049 ²⁰	
4099	2,3-Dimethyl-2-hexene		C ₈ H ₁₆	7145-20-2	112.213	liq	-115.0(0.1)	122(2)	0.7366 ²⁵	1.4268 ²⁰	
4100	2,5-Dimethyl-2-hexene		C ₈ H ₁₆	3404-78-2	112.213			113(2)	0.7182 ²⁰	1.4140 ²⁰	
4101	<i>cis</i> -2,2-Dimethyl-3-hexene		C ₈ H ₁₆	690-92-6	112.213	liq	-137.36(0.09)	105.4(0.8)	0.7086 ²⁵	1.4099 ²⁰	
4102	<i>trans</i> -2,2-Dimethyl-3-hexene		C ₈ H ₁₆	690-93-7	112.213			100.9(0.2)	0.6995 ²⁵	1.4063 ²⁰	
4103	3,5-Dimethyl-1-hexen-3-ol		C ₈ H ₁₆ O	3329-48-4	128.212			146.5	0.8382 ²⁰	1.4342 ²⁰	
4104	1-(1,5-Dimethyl-4-hexenyl)-4-methylbenzene	α-Curcumene	C ₁₅ H ₂₂	644-30-4	202.336			140 ¹⁹	0.8805 ²⁰	1.4989 ²⁰	i H ₂ O; s bz
4105	2,5-Dimethyl-3-hexyne-2,5-diol		C ₈ H ₁₄ O ₂	142-30-3	142.196		95(2)	206(9)	0.947 ²⁰		s H ₂ O, chl; vs EtOH, eth, ace, bz
4106	1,1-Dimethylhydrazine	UDMH	C ₂ H ₈ N ₂	57-14-7	60.098	liq, fumes in air	-57.15(0.08)	62.4(0.8)	0.791 ²²	1.4075 ²²	vs H ₂ O, EtOH, eth, MeOH
4107	1,2-Dimethylhydrazine		C ₂ H ₈ N ₂	540-73-8	60.098	fumes (air)	-8.86(0.09)	82(3)	0.8274 ²⁰	1.4209 ²⁰	msc H ₂ O, EtOH, eth
4108	1,2-Dimethylhydrazine dihydrochloride		C ₂ H ₁₀ Cl ₂ N ₂	306-37-6	133.019	pr (w)	170 dec				vs H ₂ O, EtOH
4109	Dimethyl hydrogen phosphate	Dimethyl phosphate	C ₂ H ₇ O ₄ P	813-78-5	126.048			174 dec	1.3225 ²⁰	1.408 ²⁵	vs H ₂ O, ace, EtOH
4110	Dimethyl hydrogen phosphite		C ₂ H ₇ O ₃ P	868-85-9	110.049			170.2(0.5)	1.2002 ²⁰	1.4036 ²⁰	s EtOH, py; sl ctc
4111	1,2-Dimethyl-1 <i>H</i> -imidazole		C ₅ H ₈ N ₂	1739-84-0	96.131			206	1.0051 ¹¹		vs H ₂ O, eth, EtOH
4112	2,4-Dimethyl-1 <i>H</i> -imidazole		C ₅ H ₈ N ₂	930-62-1	96.131		92	267			
4113	5,5-Dimethyl-2,4-imidazolidinedione		C ₅ H ₆ N ₂ O ₂	77-71-4	128.130	pr (dil al)	176.1(0.5)	sub			vs H ₂ O, EtOH, eth, ace, bz, chl; s DMSO
4114	1,1-Dimethylindan		C ₁₁ H ₁₄	4912-92-9	146.229			194.0(0.8)	0.919 ²⁰	1.5135 ²⁵	
4115	1,3-Dimethyl-1 <i>H</i> -indole		C ₁₀ H ₁₁ N	875-30-9	145.201	nd	142	258.5			s eth
4116	2,3-Dimethyl-1 <i>H</i> -indole		C ₁₀ H ₁₁ N	91-55-4	145.201		107.5	284(20)			
4117	<i>N,N</i> -Dimethyl-1 <i>H</i> -indole-3-ethanamine	<i>N,N</i> -Dimethyltryptamine	C ₁₂ H ₁₆ N ₂	61-50-7	188.268		46				
4118	<i>N,N</i> -Dimethyl-1 <i>H</i> -indole-3-methanamine	Gramine	C ₁₁ H ₁₄ N ₂	87-52-5	174.242	nd or pl (ace)	138.5				i H ₂ O; s EtOH, eth, chl; i peth
4119	Dimethyl isophthalate		C ₁₀ H ₁₀ O ₄	1459-93-4	194.184	nd(dil al)	68(1)	285.1(0.4)	1.194 ²⁰	1.5168 ²⁰	sl H ₂ O
4120	1,4-Dimethyl-7-isopropylazulene	Guaiazulene	C ₁₅ H ₁₈	489-84-9	198.304	bl-viol pl (al)	31.5	167 ¹²	0.973 ²⁰		s EtOH, eth, AcOEt
4121	1,6-Dimethyl-4-isopropyl-naphthalene	Cadalene	C ₁₅ H ₁₈	483-78-3	198.304			294	0.9667 ²⁵	1.5785 ²⁵	vs oils
4122	2,4-Dimethyl-3-isopropylpentane		C ₁₀ H ₂₂	13475-79-1	142.282	liq	-81.7(0.2)	157(4)	0.7545 ²⁵	1.4246 ²⁰	
4123	3,5-Dimethylisoxazole		C ₆ H ₇ NO	300-87-8	97.116			142(7)	0.99 ²⁵	1.4421 ²⁰	
4124	Dimethylmagnesium	Magnesium dimethyl	C ₂ H ₆ Mg	2999-74-8	54.374	solid	220 dec				
4125	Dimethyl maleate	Methyl <i>cis</i> -butenedioate	C ₆ H ₈ O ₄	624-48-6	144.126	liq	-19(1)	202(2)	1.1606 ²⁰	1.4416 ²⁰	sl H ₂ O, lig; s eth, ctc
4126	Dimethyl malonate	Methyl malonate	C ₅ H ₈ O ₄	108-59-8	132.116	liq	-62(1)	181.1(0.6)	1.528 ²⁰	1.4135 ²⁰	sl H ₂ O; msc EtOH; vs ace, bz; s chl
4127	Dimethylmalonic acid	Dimethylpropanedioic acid	C ₅ H ₈ O ₄	595-46-0	132.116	pr (bz/peth)	191(2)				s hot H ₂ O
4128	Dimethyl mercury	Mercury dimethyl	C ₂ H ₆ Hg	593-74-8	230.66	liq		93	3.17 ²⁵	1.5452 ²⁰	i H ₂ O; vs EtOH, eth
4129	Dimethyl <i>cis</i> -2-methyl-2-butenedioate	Dimethyl citraconate	C ₇ H ₁₀ O ₄	617-54-9	158.152			210.5	1.1153 ²⁰	1.4473 ²⁰	vs ace, eth, EtOH
4130	Dimethyl methylenesuccinate		C ₇ H ₁₀ O ₄	617-52-7	158.152	hyg mcl (MeOH)	38	208	1.1241 ¹⁸	1.4457 ²⁰	s EtOH, eth, MeOH; vs ace
4131	Dimethyl methylmalonate		C ₆ H ₁₀ O ₄	609-02-9	146.141			177(15)	1.0977 ²⁰	1.4128 ²⁰	vs ace, eth, EtOH, chl
4132	Dimethyl methylphosphonate		C ₃ H ₉ O ₃ P	756-79-6	124.075			168.7(0.7)	1.1684 ²⁰	1.4099 ²⁰	s H ₂ O, EtOH, eth
4133	<i>trans</i> -2,2-Dimethyl-3-(2-methyl-1-propenyl)cyclopropanecarboxylic acid		C ₁₀ H ₁₆ O ₂	4638-92-0	168.233	pr	20.0	245			vs eth, EtOH, chl
4134	Dimethyl 2-methylsuccinate		C ₇ H ₁₂ O ₄	1604-11-1	160.168			196	1.076 ²⁵	1.4200 ²⁰	
4135	Dimethyl <i>p</i> -(methylthio)phenyl phosphate		C ₉ H ₁₃ O ₄ PS	3254-63-5	248.235	liq			1.273 ²¹		sl H ₂ O; s ace, EtOH, diox, ctc, xyl
4136	2,6-Dimethylmorpholine		C ₆ H ₁₃ NO	141-91-3	115.173	liq	-88	147(18)	0.9329 ²⁰	1.4460 ²⁰	msc H ₂ O, EtOH, bz, lig; s ace; sl chl

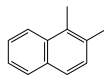
 4095 2,5-Dimethyl-2,5-hexanediol	 4096 2,2-Dimethyl-1-hexanol	 4097 2,3-Dimethyl-1-hexene	 4098 5,5-Dimethyl-1-hexene	 4099 2,3-Dimethyl-2-hexene	 4100 2,5-Dimethyl-2-hexene	 4101 <i>cis</i> -2,2-Dimethyl-3-hexene
 4102 <i>trans</i> -2,2-Dimethyl-3-hexene	 4103 3,5-Dimethyl-1-hexen-3-ol	 4104 1-(1,5-Dimethyl-4-hexenyl)-4-methylbenzene	 4105 2,5-Dimethyl-3-hexyne-2,5-diol	 4106 1,1-Dimethylhydrazine	 4107 1,2-Dimethylhydrazine	
 4108 1,2-Dimethylhydrazine dihydrochloride	 4109 Dimethyl hydrogen phosphate	 4110 Dimethyl hydrogen phosphite	 4111 1,2-Dimethyl-1 <i>H</i> -imidazole	 4112 2,4-Dimethyl-1 <i>H</i> -imidazole	 4113 5,5-Dimethyl-2,4-imidazolidinedione	
 4114 1,1-Dimethylindan	 4115 1,3-Dimethyl-1 <i>H</i> -indole	 4116 2,3-Dimethyl-1 <i>H</i> -indole	 4117 <i>N,N</i> -Dimethyl-1 <i>H</i> -indole-3-ethanamine	 4118 <i>N,N</i> -Dimethyl-1 <i>H</i> -indole-3-methanamine	 4119 Dimethyl isophthalate	
 4120 1,4-Dimethyl-7-isopropylazulene	 4121 1,6-Dimethyl-4-isopropynaphthalene	 4122 2,4-Dimethyl-3-isopropylpentane	 4123 3,5-Dimethylisoxazole	 4124 Dimethylmagnesium	 4125 Dimethyl maleate	
 4126 Dimethyl malonate	 4127 Dimethylmalonic acid	 4128 Dimethyl mercury	 4129 Dimethyl <i>cis</i> -2-methyl-2-butenedioate	 4130 Dimethyl methylenesuccinate	 4131 Dimethyl methylmalonate	 4132 Dimethyl methylphosphonate
 4133 <i>trans</i> -2,2-Dimethyl-3-[(2-methyl-1-propenyl)cyclopropanecarboxylic acid	 4134 Dimethyl 2-methylsuccinate	 4135 Dimethyl <i>p</i> -(methylthio)phenyl phosphate	 4136 2,6-Dimethylmorpholine			

No.	Name	Synonym	Mol. Form.	CAS RN	Mol. Wt.	Physical Form	mp/°C	bp/°C	den g cm ⁻³	n _D	Solubility
4137	Dimethyl morpho- linophosphoramidate	Dimethyl 4-morpholinylphos- phonate	C ₆ H ₁₄ NO ₄ P	597-25-1	195.153	liq		96 ¹			
4138	1,2-Dimethylnaphthalene		C ₁₂ H ₁₂	573-98-8	156.223		-3.0(0.7)	267(5)	1.0179 ²⁰	1.6166 ²⁰	i H ₂ O; s eth, bz
4139	1,3-Dimethylnaphthalene		C ₁₂ H ₁₂	575-41-7	156.223	liq	-6	265(5)	1.0144 ²⁰	1.6140 ²⁰	i H ₂ O; s eth, bz
4140	1,4-Dimethylnaphthalene		C ₁₂ H ₁₂	571-58-4	156.223		7.6(0.4)	264(5)	1.0166 ²⁰	1.6127 ²⁰	i H ₂ O; vs EtOH; msc eth, ace, bz, ctc
4141	1,5-Dimethylnaphthalene		C ₁₂ H ₁₂	571-61-9	156.223		81.5(0.9)	267(4)			i H ₂ O; vs bz, eth
4142	1,6-Dimethylnaphthalene		C ₁₂ H ₁₂	575-43-9	156.223	liq	-16.2(0.5)	263(4)	1.0021 ²⁰	1.6166 ²⁰	i H ₂ O; s eth, bz
4143	1,7-Dimethylnaphthalene		C ₁₂ H ₁₂	575-37-1	156.223	liq	-13.9	263(6)	1.0115 ²⁰	1.6083 ²⁰	i H ₂ O; s eth, bz
4144	1,8-Dimethylnaphthalene		C ₁₂ H ₁₂	569-41-5	156.223		63.16(0.05)	276(3)	1.003 ²⁰		i H ₂ O; s eth, bz
4145	2,3-Dimethylnaphthalene	Guajen	C ₁₂ H ₁₂	581-40-8	156.223	lf (al)	104.3(0.3)	267(2)	1.003 ²⁰	1.5060 ²⁰	i H ₂ O; vs bz, eth
4146	2,6-Dimethylnaphthalene		C ₁₂ H ₁₂	581-42-0	156.223		110.1(0.2)	253(3)	1.003 ²⁰		i H ₂ O
4147	2,7-Dimethylnaphthalene		C ₁₂ H ₁₂	582-16-1	156.223		96(1)	262.4(0.3)	1.003 ²⁰		
4148	<i>N,N</i> -Dimethyl-1-naphthyl- amine		C ₁₂ H ₁₃ N	86-56-6	171.238	viol flr cry		250	1.0423 ²⁰	1.624 ¹⁵	i H ₂ O; s EtOH, eth, ctc
4149	<i>N,N</i> -Dimethyl-2-naphthyl- amine		C ₁₂ H ₁₃ N	2436-85-3	171.238	dk red nd	41.5(0.5)	304(15)	1.0279 ⁶⁰	1.6443 ³³	i H ₂ O; s EtOH, eth
4150	<i>N,N</i> -Dimethyl-2-nitroaniline		C ₈ H ₁₀ N ₂ O ₂	610-17-3	166.177	ye-oran	-20	146 ²⁰	1.1794 ²⁰	1.6102 ²⁰	s H ₂ O, eth; vs EtOH, chl
4151	<i>N,N</i> -Dimethyl-3-nitroaniline		C ₈ H ₁₀ N ₂ O ₂	619-31-8	166.177	red mcl pr (eth)	60(2)	282.5	1.313 ¹⁷		i H ₂ O; s EtOH, eth
4152	<i>N,N</i> -Dimethyl-4-nitroaniline		C ₈ H ₁₀ N ₂ O ₂	100-23-2	166.177	ye nd (al)	164(1)				i H ₂ O; s EtOH, eth, HOAc
4153	1,2-Dimethyl-3-nitrobenzene		C ₈ H ₉ NO ₂	83-41-0	151.163	nd (al)	14(1)	240	1.1402 ²⁰	1.5441 ²⁰	i H ₂ O; s EtOH, ctc
4154	1,2-Dimethyl-4-nitrobenzene	4-Nitro- <i>o</i> -xylene	C ₈ H ₉ NO ₂	99-51-4	151.163	ye pr (al)	28(1)	251	1.112 ¹⁵	1.5202 ²⁰	i H ₂ O; msc EtOH
4155	1,3-Dimethyl-2-nitrobenzene		C ₈ H ₉ NO ₂	81-20-9	151.163		15.2(0.7)	226	1.112 ¹⁵	1.5202 ²⁰	i H ₂ O; vs EtOH; s ctc
4156	1,3-Dimethyl-5-nitrobenzene		C ₈ H ₉ NO ₂	99-12-7	151.163	nd (al)	75	274			i H ₂ O; vs EtOH, eth
4157	1,4-Dimethyl-2-nitrobenzene		C ₈ H ₉ NO ₂	89-58-7	151.163	pa ye liq	-25	240.5	1.132 ¹⁵	1.5413 ²⁰	i H ₂ O; s EtOH
4158	2,4-Dimethyl-1-nitrobenzene		C ₈ H ₉ NO ₂	89-87-2	151.163		9.6(0.2)	243(2)	1.135 ¹⁵	1.5473 ²⁵	i H ₂ O; s eth, ace, bz, chl
4159	1,2-Dimethyl-5-nitro-1 <i>H</i> - imidazole	Dimetridazole	C ₅ H ₇ N ₃ O ₂	551-92-8	141.129	nd (w)	138.5				vs eth, EtOH
4160	<i>N,N</i> -Dimethyl-4-[2-(4-nitro- phenyl)ethenyl]aniline		C ₁₆ H ₁₆ N ₂ O ₂	4584-57-0	268.310		258.3				
4161	<i>N,N</i> -Dimethyl- <i>N</i> -nitrosoben- zenesulfonamide	<i>p</i> -Tolylsulfonfylmethylnitrosa- mide	C ₈ H ₁₀ N ₂ O ₃ S	80-11-5	214.241	cry	60				i H ₂ O; vs EtOH, eth
4162	Dimethyl nonanedioate	Methyl azelate	C ₁₁ H ₂₀ O ₄	1732-10-1	216.275		-0.8	156 ²⁰	1.0082 ²⁰	1.4367 ²⁰	i H ₂ O; s EtOH, ace, bz, ctc
4163	6,6-Dimethyl-2-norpinene-2- carboxaldehyde	Myrtenal	C ₁₀ H ₁₄ O	564-94-3	150.217	unstab oil		99 ¹⁵			
4164	<i>cis</i> -3,7-Dimethyl-2,6-octadi- enal		C ₁₀ H ₁₆ O	106-26-3	152.233			120 ²⁰	0.8869 ²⁰	1.4869 ²⁰	i H ₂ O; msc EtOH, eth
4165	<i>trans</i> -3,7-Dimethyl-2,6- octadienal	Citral	C ₁₀ H ₁₆ O	141-27-5	152.233			229	0.8888 ²⁰	1.4898 ²⁰	i H ₂ O; msc EtOH, eth
4166	3,7-Dimethyl-1,6-octadiene	Citronellene	C ₁₀ H ₁₈	2436-90-0	138.250				0.7601 ²⁰	1.4362 ²⁰	
4167	3,7-Dimethyl-2,6-octadienoic acid	Geranic acid	C ₁₀ H ₁₆ O ₂	459-80-3	168.233	oil					
4168	<i>cis</i> -3,7-Dimethyl-2,6-octa- dien-1-ol	Nerol	C ₁₀ H ₁₈ O	106-25-2	154.249		<-15	225	0.8756 ²⁰	1.4746 ²⁰	vs EtOH
4169	<i>cis</i> -3,7-Dimethyl-2,6-octa- dien-1-ol acetate		C ₁₂ H ₂₀ O ₂	141-12-8	196.286			134 ²⁵	0.905 ¹⁵	1.452 ²⁰	
4170	<i>trans</i> -3,7-Dimethyl-2,6- octadien-1-ol formate		C ₁₁ H ₁₈ O ₂	105-86-2	182.260			229 dec	0.9086 ²⁵	1.4659 ²⁰	i H ₂ O; vs EtOH; s eth, ace
4171	2,2-Dimethyloctane		C ₁₀ H ₂₂	15869-87-1	142.282			154(5)	0.7208 ²⁵	1.4082 ²⁰	
4172	2,3-Dimethyloctane		C ₁₀ H ₂₂	7146-60-3	142.282			164(3)	0.7377 ²⁰	1.4146 ²⁰	
4173	2,4-Dimethyloctane		C ₁₀ H ₂₂	4032-94-4	142.282			154(3)	0.7226 ²⁵	1.4091 ²⁰	
4174	2,5-Dimethyloctane		C ₁₀ H ₂₂	15869-89-3	142.282			157(4)	0.7264 ²⁵	1.4112 ²⁰	
4175	2,6-Dimethyloctane		C ₁₀ H ₂₂	2051-30-1	142.282			158(2)	0.7313 ²⁰	1.4097 ²⁰	
4176	2,7-Dimethyloctane		C ₁₀ H ₂₂	1072-16-8	142.282	liq	-54(1)	160(1)	0.7202 ²⁵	1.4086 ²⁰	s eth, HOAc
4177	3,4-Dimethyloctane		C ₁₀ H ₂₂	15869-92-8	142.282			162(7)	0.7410 ²⁵	1.4182 ²⁰	
4178	3,6-Dimethyloctane		C ₁₀ H ₂₂	15869-94-0	142.282			160.8	0.7324 ²⁵	1.4139 ²⁰	
4179	Dimethyl octanedioate	Dimethyl suberate	C ₁₀ H ₁₈ O ₄	1732-09-8	202.248	liq	6(1)	259(8)	1.0217 ²⁰	1.4341 ²⁰	i H ₂ O; s EtOH, eth, ace; sl ctc
4180	3,7-Dimethyl-1,7-octanediol		C ₁₀ H ₂₂ O ₂	107-74-4	174.281			265	0.937 ²⁰	1.4599 ²⁰	sl bz, tol
4181	2,2-Dimethyloctanoic acid		C ₁₀ H ₂₀ O ₂	29662-90-6	172.265			140 ¹³			
4182	2,2-Dimethyl-1-octanol		C ₁₀ H ₂₂ O	2370-14-1	158.281	liq		211(6)	0.84 ²⁰		
4183	3,7-Dimethyl-1-octanol		C ₁₀ H ₂₂ O	106-21-8	158.281			224(11)	0.832 ²⁵	1.438 ²⁵	s eth



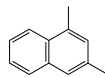
4137

Dimethyl morpholinophosphoramidate



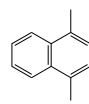
4138

1,2-Dimethylnaphthalene



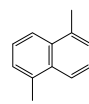
4139

1,3-Dimethylnaphthalene



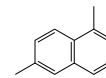
4140

1,4-Dimethylnaphthalene



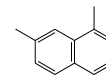
4141

1,5-Dimethylnaphthalene



4142

1,6-Dimethylnaphthalene



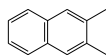
4143

1,7-Dimethylnaphthalene



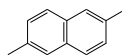
4144

1,8-Dimethylnaphthalene



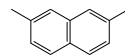
4145

2,3-Dimethylnaphthalene



4146

2,6-Dimethylnaphthalene



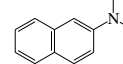
4147

2,7-Dimethylnaphthalene



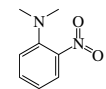
4148

N,N-Dimethyl-1-naphthylamine



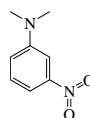
4149

N,N-Dimethyl-2-naphthylamine



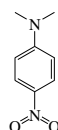
4150

N,N-Dimethyl-2-nitroaniline



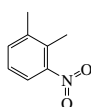
4151

N,N-Dimethyl-3-nitroaniline



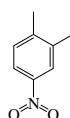
4152

N,N-Dimethyl-4-nitroaniline



4153

1,2-Dimethyl-3-nitrobenzene



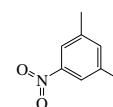
4154

1,2-Dimethyl-4-nitrobenzene



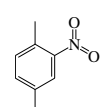
4155

1,3-Dimethyl-2-nitrobenzene



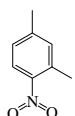
4156

1,3-Dimethyl-5-nitrobenzene



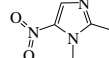
4157

1,4-Dimethyl-2-nitrobenzene



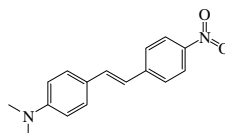
4158

2,4-Dimethyl-1-nitrobenzene



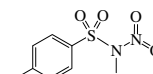
4159

1,2-Dimethyl-5-nitro-1H-imidazole



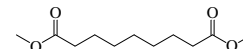
4160

N,N-Dimethyl-4-[2-(4-nitrophenyl)ethenyl]aniline



4161

N,N-Dimethyl-N-nitrosobenzenesulfonamide



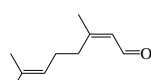
4162

Dimethyl nonanedioate



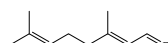
4163

6,6-Dimethyl-2-norpinene-2-carboxaldehyde



4164

cis-3,7-Dimethyl-2,6-octadienal



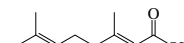
4165

trans-3,7-Dimethyl-2,6-octadienal



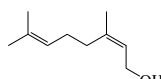
4166

3,7-Dimethyl-1,6-octadiene



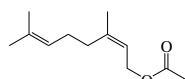
4167

3,7-Dimethyl-2,6-octadienoic acid



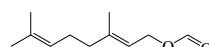
4168

cis-3,7-Dimethyl-2,6-octadien-1-ol



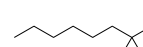
4169

cis-3,7-Dimethyl-2,6-octadien-1-ol acetate



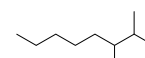
4170

trans-3,7-Dimethyl-2,6-octadien-1-ol formate



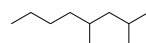
4171

2,2-Dimethyloctane



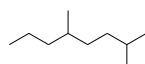
4172

2,3-Dimethyloctane



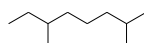
4173

2,4-Dimethyloctane



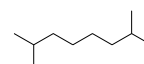
4174

2,5-Dimethyloctane



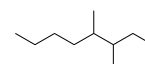
4175

2,6-Dimethyloctane



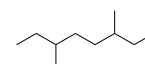
4176

2,7-Dimethyloctane



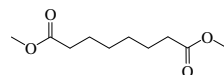
4177

3,4-Dimethyloctane



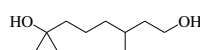
4178

3,6-Dimethyloctane



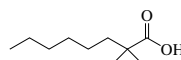
4179

Dimethyl octanedioate



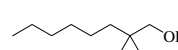
4180

3,7-Dimethyl-1,7-octanediol



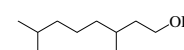
4181

2,2-Dimethyloctanoic acid



4182

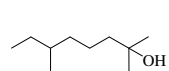
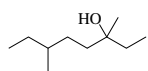
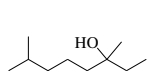
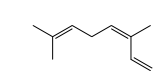
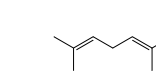
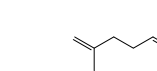
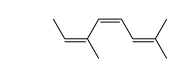


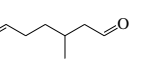
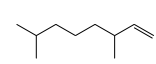
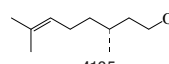
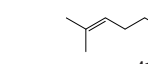

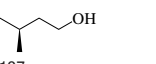
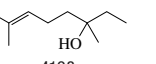
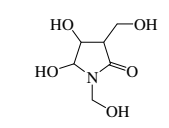
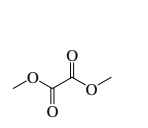
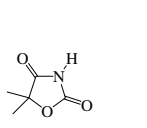
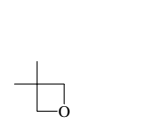
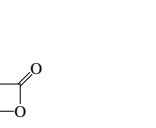


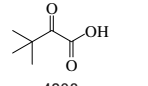
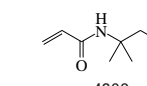
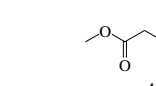

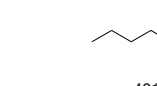
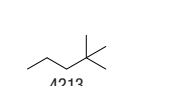

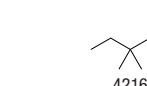
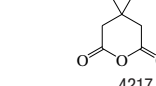
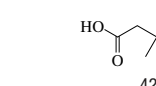
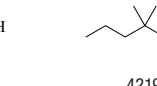
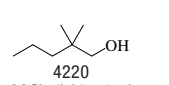



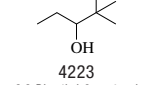
2,2-Dimethyl-1-octanol





















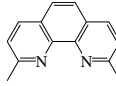
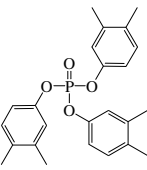
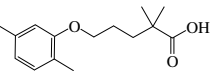
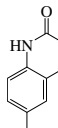
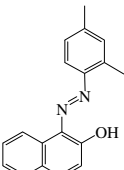
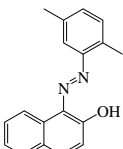
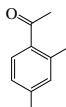

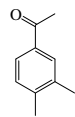
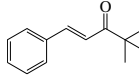

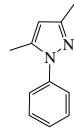
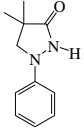
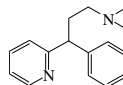
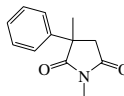

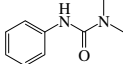


4183

3,7-Dimethyl-1-octanol

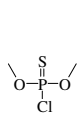
No.	Name	Synonym	Mol. Form.	CAS RN	Mol. Wt.	Physical Form	mp/°C	bp/°C	den g cm ⁻³	n _D	Solubility
4184	2,6-Dimethyl-2-octanol	Tetrahydromyrcenol	C ₁₀ H ₂₀ O	18479-57-7	158.281			80.5 ¹⁰	0.8023 ²⁵	1.4220 ²⁵	
4185	3,6-Dimethyl-3-octanol		C ₁₀ H ₂₀ O	151-19-9	158.281	liq	-67.5	198(13)	0.8347 ²²	1.4370 ²⁰	
4186	3,7-Dimethyl-3-octanol		C ₁₀ H ₂₀ O	78-69-3	158.281			205.1	0.826 ²⁵	1.433 ²⁵	
4187	<i>cis</i> -3,7-Dimethyl-1,3,6-octatriene	<i>cis</i> -β-Ocimene	C ₁₀ H ₁₆	3338-55-4	136.234				0.799 ²⁰		
4188	<i>trans</i> -3,7-Dimethyl-1,3,6-octatriene	<i>trans</i> -β-Ocimene	C ₁₀ H ₁₆	3779-61-1	136.234				0.799 ²⁰		
4189	3,7-Dimethyl-1,3,7-octatriene	α-Ocimene	C ₁₀ H ₁₆	502-99-8	136.234			177 dec	0.8000 ²⁰	1.4862 ²⁰	i H ₂ O; s EtOH, eth, chl, HOAc
4190	<i>cis, cis</i> -2,6-Dimethyl-2,4,6-octatriene	<i>cis-allo</i> -Ocimene	C ₁₀ H ₁₆	17202-20-9	136.234	liq					
4191	<i>trans, trans</i> -2,6-Dimethyl-2,4,6-octatriene	<i>trans-allo</i> -Ocimene	C ₁₀ H ₁₆	3016-19-1	136.234	liq	-35.4	188	0.8118 ²⁰	1.5446 ²⁰	
4192	3,7-Dimethyl-6-octenal	Citronellal	C ₁₀ H ₁₈ O	106-23-0	154.249	nd or orth cry		205(2)	0.853 ²⁰	1.4473 ²⁰	sl H ₂ O; s EtOH
4193	3,7-Dimethyl-1-octene		C ₁₀ H ₂₀	4984-01-4	140.266	col liq		155(7)	0.7396 ²⁰	1.4212 ²⁰	
4194	3,7-Dimethyl-6-octenoic acid	Citronellic acid	C ₁₀ H ₁₈ O ₂	502-47-6	170.249			257	0.9234 ²¹		
4195	3,7-Dimethyl-6-octen-1-ol, (<i>R</i>)-	Citronellol, (+)	C ₁₀ H ₂₀ O	1117-61-9	156.265	oil		224	0.8550 ²⁰	1.4565 ²⁰	sl H ₂ O; msc EtOH, eth
4196	3,7-Dimethyl-6-octen-1-ol, (<i>S</i>)-	Citronellol, (-)	C ₁₀ H ₂₀ O	7540-51-4	156.265	oil		224	0.859 ¹⁸	1.4576 ¹⁸	vs eth, EtOH
4197	3,7-Dimethyl-7-octen-1-ol, (<i>S</i>)-	Rhodinol	C ₁₀ H ₂₀ O	6812-78-8	156.265			114 ¹²	0.8549 ²⁰	1.4556 ²⁰	vs eth, EtOH
4198	3,7-Dimethyl-6-octen-3-ol		C ₁₀ H ₂₀ O	18479-51-1	156.265			94 ¹⁴	0.8695 ¹⁵	1.4569 ¹⁵	
4199	3,7-Dimethyl-6-octen-1-ol, acetate	Citronellol acetate	C ₁₂ H ₂₂ O ₂	150-84-5	198.302			115 ¹⁰			
4200	Dimethyldihydroxyethyl-eneurea	4,5-Dihydroxy-1,3-bis(hydroxymethyl)-2-imidazolidinone	C ₅ H ₁₀ N ₂ O ₅	1854-26-8	178.143	hyg cry					
4201	Dimethyl oxalate		C ₄ H ₆ O ₄	553-90-2	118.089	mcl tab	51(2)	163.4(0.5)	1.1716 ⁶⁰	1.379 ⁸²	sl H ₂ O; s EtOH, eth, ace, chl
4202	5,5-Dimethyl-2,4-oxazolidine-dione	Dimethadione	C ₅ H ₇ NO ₃	695-53-4	129.115		76.5				
4203	3,3-Dimethyloxetane		C ₅ H ₁₀ O	6921-35-3	86.132			78(6)	0.834 ²⁵	1.3965 ²⁰	
4204	3,3-Dimethyl-2-oxetanone		C ₅ H ₈ O ₂	1955-45-9	100.117			58 ¹⁵			
4205	2,2-Dimethyloxirane	2-Methyl-1,2-epoxypropane	C ₄ H ₈ O	558-30-5	72.106			51(2)	0.8112 ²⁰	1.3712 ²²	s EtOH, eth
4206	<i>cis</i> -2,3-Dimethyloxirane		C ₄ H ₈ O	1758-33-4	72.106	liq	-83.4(0.5)	60(4)	0.8226 ²⁵	1.3802 ²⁰	vs eth, ace, bz
4207	<i>trans</i> -2,3-Dimethyloxirane		C ₄ H ₈ O	6189-41-9	72.106	liq	-85	56(10)	0.8010 ²⁵	1.3736 ²⁰	vs eth, ace, bz
4208	3,3-Dimethyl-2-oxobutanoic acid		C ₆ H ₁₀ O ₃	815-17-8	130.141		90.5	189			sl H ₂ O; s eth, bz, chl, CS ₂
4209	<i>N</i> -(1,1-Dimethyl-3-oxobutyl)-2-propenamide	Diacetone acrylamide	C ₉ H ₁₅ NO ₂	2873-97-4	169.221						s chl
4210	Dimethyl 3-oxo-1,5-pentane-dioate	Dimethyl 1,3-acetonedicarboxylate	C ₇ H ₁₀ O ₅	1830-54-2	174.151			150 ²⁵	1.185 ²⁵	1.4434 ²⁰	
4211	2,4-Dimethyl-1,3-pentadiene		C ₇ H ₁₂	1000-86-8	96.170	liq	-116.0(0.3)	94(2)	0.7343 ²³	1.4390 ²³	
4212	<i>N,N</i> -Dimethylpentanamide		C ₇ H ₁₅ NO	6225-06-5	129.200		-51	141 ¹⁰⁰	0.8962 ²⁵	1.4419 ²⁵	vs H ₂ O, eth, EtOH
4213	2,2-Dimethylpentane		C ₇ H ₁₆	590-35-2	100.202	liq	-123.71(0.04)	79.2(0.3)	0.6739 ²⁰	1.3822 ²⁰	i H ₂ O; s EtOH, eth; msc ace, bz, hp, chl
4214	2,3-Dimethylpentane		C ₇ H ₁₆	565-59-3	100.202			89.8(0.6)	0.6908 ²⁵	1.3894 ²⁵	i H ₂ O; s EtOH, eth; msc ace, bz, chl
4215	2,4-Dimethylpentane		C ₇ H ₁₆	108-08-7	100.202	liq	-119.16(0.02)	80.4(0.5)	0.6727 ²⁰	1.3815 ²⁰	i H ₂ O; s EtOH, eth; msc ace, bz, chl, hp
4216	3,3-Dimethylpentane		C ₇ H ₁₆	562-49-2	100.202	liq	-134.4(0.4)	86.0(0.6)	0.6936 ²⁰	1.3909 ²⁰	i H ₂ O; s EtOH, eth; msc ace, bz, hp, chl
4217	3,3-Dimethylpentanedioic acid anhydride	Dihydro-4,4-dimethyl-2 <i>H</i> -pyran-2,6(3 <i>H</i>)-dione	C ₇ H ₁₀ O ₃	4160-82-1	142.152		125.8	181 ²⁵			
4218	3,3-Dimethylpentanedioic acid		C ₇ H ₁₂ O ₄	4839-46-7	160.168	mcl pl, nd (bz)	103.5	126 ⁴¹⁵	1.4278 ²⁰		vs H ₂ O, EtOH, eth; sl bz; i lig
4219	2,2-Dimethylpentanoic acid		C ₇ H ₁₄ O ₂	1185-39-3	130.185	liq		98 ⁹	0.9189 ²⁰		
4220	2,2-Dimethyl-1-pentanol		C ₇ H ₁₆ O	2370-12-9	116.201						s chl
4221	2,3-Dimethyl-2-pentanol		C ₇ H ₁₆ O	4911-70-0	116.201				0.804 ²⁰		sl H ₂ O
4222	2,4-Dimethyl-2-pentanol		C ₇ H ₁₆ O	625-06-9	116.201		<-20	133(3)	0.8103 ²⁰	1.4172 ²⁰	sl H ₂ O; s EtOH, eth, ctc
4223	2,2-Dimethyl-3-pentanol		C ₇ H ₁₆ O	3970-62-5	116.201	liq	9.3(0.5)	136(2)	0.8253 ²⁰	1.4223 ²⁰	i H ₂ O; s EtOH, eth
4224	2,3-Dimethyl-3-pentanol		C ₇ H ₁₆ O	595-41-5	116.201		<-30	140(4)	0.833 ²⁰	1.4287 ²⁰	sl H ₂ O, bz; s EtOH, eth

 4184 2,6-Dimethyl-2-octanol	 4185 3,6-Dimethyl-3-octanol	 4186 3,7-Dimethyl-3-octanol	 4187 <i>cis</i> -3,7-Dimethyl-1,3,6-octatriene	 4188 <i>trans</i> -3,7-Dimethyl-1,3,6-octatriene	 4189 3,7-Dimethyl-1,3,7-octatriene
 4190 <i>cis, cis</i> -2,6-Dimethyl-2,4,6-octatriene	 4191 <i>trans,trans</i> -2,6-Dimethyl-2,4,6-octatriene	 4192 3,7-Dimethyl-6-octenal	 4193 3,7-Dimethyl-1-octene	 4194 3,7-Dimethyl-6-octenoic acid	
 4195 3,7-Dimethyl-6-octen-1-ol, (<i>R</i>)-	 4196 3,7-Dimethyl-6-octen-1-ol, (<i>S</i>)-	 4197 3,7-Dimethyl-7-octen-1-ol, (<i>S</i>)-	 4198 3,7-Dimethyl-6-octen-3-ol	 4199 3,7-Dimethyl-6-octen-1-ol, acetate	
 4200 Dimethyloldihydroxyethyleneurea	 4201 Dimethyl oxalate	 4202 5,5-Dimethyl-2,4-oxazolidinedione	 4203 3,3-Dimethyltetrahydrofuran	 4204 3,3-Dimethyl-2-oxetanone	 4205 2,2-Dimethyloxirane
 4207 <i>cis</i> -2,3-Dimethyloxirane	 4208 3,3-Dimethyl-2-oxobutanoic acid	 4209 <i>N</i> -(1,1-Dimethyl-3-oxobutyl)-2-propenamide	 4210 Dimethyl 3-oxo-1,5-pentanedioate	 4211 2,4-Dimethyl-1,3-pentadiene	 4212 <i>N,N</i> -Dimethylpentanamide
 4213 2,2-Dimethylpentane	 4214 2,3-Dimethylpentane	 4215 2,4-Dimethylpentane	 4216 3,3-Dimethylpentane	 4217 3,3-Dimethylpentanedioic acid anhydride	 4218 3,3-Dimethylpentanedioic acid
 4220 2,2-Dimethyl-1-pentanol	 4221 2,3-Dimethyl-2-pentanol	 4222 2,4-Dimethyl-2-pentanol	 4223 2,2-Dimethyl-3-pentanol	 4224 2,3-Dimethyl-3-pentanol	

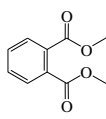
No.	Name	Synonym	Mol. Form.	CAS RN	Mol. Wt.	Physical Form	mp/°C	bp/°C	den g cm ⁻³	n _D	Solubility
4225	2,4-Dimethyl-3-pentanol		C ₇ H ₁₆ O	600-36-2	116.201		<-70	142(2)	0.8288 ²⁰	1.4250 ²⁰	sl H ₂ O; s EtOH, eth
4226	4,4-Dimethyl-2-pentanone		C ₇ H ₁₄ O	590-50-1	114.185	liq	-64	124(2)	0.809 ²⁵	1.4036 ²⁰	
4227	2,2-Dimethyl-3-pentanone		C ₇ H ₁₄ O	564-04-5	114.185	liq	-45	125(3)	0.8125 ²⁰	1.4065 ²⁰	sl H ₂ O; s EtOH, eth, ace, chl
4228	2,4-Dimethyl-3-pentanone	Diisopropyl ketone	C ₇ H ₁₄ O	565-80-0	114.185	liq	-68.4(0.6)	125.2(0.3)	0.8108 ²⁰	1.3999 ²⁰	sl H ₂ O; msc EtOH, eth; s bz; sl ctc
4229	2,3-Dimethyl-1-pentene		C ₇ H ₁₄	3404-72-6	98.186	liq	-137(5)	84(1)	0.7051 ²⁰	1.4033 ²⁰	i H ₂ O; msc EtOH, eth; vs dil sulf
4230	2,4-Dimethyl-1-pentene		C ₇ H ₁₄	2213-32-3	98.186	liq	-124.1(0.1)	81.6(0.9)	0.6943 ²⁰	1.3986 ²⁰	i H ₂ O; msc EtOH, eth; s bz, ctc, chl
4231	3,3-Dimethyl-1-pentene		C ₇ H ₁₄	3404-73-7	98.186	liq	-134.4(0.1)	77(2)	0.6974 ²⁰	1.3984 ²⁰	i H ₂ O; msc EtOH, eth; s bz, chl
4232	3,4-Dimethyl-1-pentene		C ₇ H ₁₄	7385-78-6	98.186			82(4)	0.6934 ²⁵	1.3992 ²⁰	
4233	4,4-Dimethyl-1-pentene		C ₇ H ₁₄	762-62-9	98.186	liq	-136.6(0.1)	72.5(0.2)	0.6827 ²⁰	1.3818 ²⁰	i H ₂ O; msc EtOH, eth; s bz, ctc, chl
4234	2,3-Dimethyl-2-pentene		C ₇ H ₁₄	10574-37-5	98.186	liq	-118.3(0.1)	96(2)	0.7277 ²⁰	1.4208 ²⁰	i H ₂ O; s EtOH, eth, bz, chl
4235	2,4-Dimethyl-2-pentene		C ₇ H ₁₄	625-65-0	98.186	liq	-127.6(0.2)	83.3(0.7)	0.6954 ²⁰	1.4040 ²⁰	i H ₂ O; s EtOH, eth, bz, ctc
4236	<i>cis</i> -3,4-Dimethyl-2-pentene		C ₇ H ₁₄	4914-91-4	98.186	liq	-124.2(0.1)	92(4)	0.7092 ²⁵	1.4104 ²⁰	
4237	<i>trans</i> -3,4-Dimethyl-2-pentene		C ₇ H ₁₄	4914-92-5	98.186	liq	-113.4(0.1)	91(3)	0.7124 ²⁵	1.4128 ²⁰	
4238	<i>cis</i> -4,4-Dimethyl-2-pentene		C ₇ H ₁₄	762-63-0	98.186	liq	-135.5(0.1)	80.4(0.9)	0.6951 ²⁵	1.4026 ²⁰	
4239	<i>trans</i> -4,4-Dimethyl-2-pentene		C ₇ H ₁₄	690-08-4	98.186	liq	-115.2(0.1)	76.7(0.8)	0.6889 ²⁰	1.3982 ²⁰	i H ₂ O; s EtOH, eth, bz, chl
4240	4,4-Dimethyl-1-pentyne		C ₇ H ₁₂	13361-63-2	96.170	liq	-75.7	75(3)	0.7142 ²⁰	1.3983 ²⁰	vs bz, eth, chl
4241	4,4-Dimethyl-2-pentyne		C ₇ H ₁₂	999-78-0	96.170	liq	-82(2)	83(4)	0.7176 ²⁰	1.4071 ²⁰	i H ₂ O; s eth, bz, chl; sl ctc
4242	Dimethylperoxide		C ₂ H ₆ O ₂	690-02-8	62.068	vol liq or gas	-100	-3(12)	0.8677 ⁰	1.3503 ⁹	sl EtOH, eth; s tol, HOAc
4243	2,9-Dimethyl-1,10-phenanthroline	Neocuproine	C ₁₄ H ₁₂ N ₂	484-11-7	208.258	cry, 1/2w (w, lig)	163(1)				
4244	3,4-Dimethylphenol phosphate (3:1)		C ₂₄ H ₂₇ O ₄ P	3862-11-1	410.442		72	261 ⁷			i H ₂ O; sl EtOH, chl, hx; s bz
4245	5-(2,5-Dimethylphenoxy)-2,2-dimethylpentanoic acid	Gemfibrozil	C ₁₅ H ₂₂ O ₃	25812-30-0	250.334	cry	62.0(0.5)	159 ^{0.02}			
4246	<i>N</i> -(2,4-Dimethylphenyl)-acetamide		C ₁₀ H ₁₃ NO	2050-43-3	163.216	nd (al)	129.3	170 ¹⁰			vs EtOH, chl
4247	1-[(2,4-Dimethylphenyl)azo]-2-naphthol	1-(2,4-Xylylazo)-2-naphthol	C ₁₈ H ₁₆ N ₂ O	3118-97-6	276.332	red nd (al)	166				vs eth, EtOH
4248	1-[(2,5-Dimethylphenyl)azo]-2-naphthol	1-(2,5-Xylylazo)-2-naphthol	C ₁₈ H ₁₆ N ₂ O	85-82-5	276.332	nd (al)	153				
4249	1-(2,4-Dimethylphenyl)-ethanone	2,4-Dimethylacetophenone	C ₁₀ H ₁₂ O	89-74-7	148.201			228	1.0121 ¹⁵	1.5340 ²⁰	vs eth, EtOH
4250	1-(2,5-Dimethylphenyl)-ethanone	2,5-Dimethylacetophenone	C ₁₀ H ₁₂ O	2142-73-6	148.201	liq	-18.1(0.7)	232.5	0.9963 ¹⁹	1.5291 ²⁰	i H ₂ O; vs EtOH, eth, bz, CS ₂
4251	1-(3,4-Dimethylphenyl)-ethanone	3,4-Dimethylacetophenone	C ₁₀ H ₁₂ O	3637-01-2	148.201	liq	-5(1)	245(11)	1.0090 ¹⁴	1.5413 ¹⁵	i H ₂ O; vs EtOH, eth, bz; s ctc, HOAc
4252	4,4-Dimethyl-1-phenyl-1-penten-3-one		C ₁₃ H ₁₆ O	538-44-3	188.265		43	154 ²⁵	0.9508 ⁴⁶	1.5523 ²⁵	
4253	2,2-Dimethyl-1-phenyl-1-propanone		C ₁₁ H ₁₄ O	938-16-9	162.228			220	0.963 ²⁶	1.5086 ¹⁹	s ace
4254	3,5-Dimethyl-1-phenyl-1H-pyrazole		C ₁₁ H ₁₂ N ₂	1131-16-4	172.226			272	1.0566 ²⁰	1.5738 ¹⁹	vs eth, EtOH, chl
4255	4,4-Dimethyl-1-phenyl-3-pyrazolidinone	4,4-Dimethylphenidone	C ₁₁ H ₁₄ N ₂ O	2654-58-2	190.241		176				
4256	<i>N,N</i> -Dimethyl-γ-phenyl-2-pyridinepropanamine	Pheniramine	C ₁₆ H ₂₀ N ₂	86-21-5	240.343			181 ¹³	1.0081 ²⁵	1.5519 ²⁵	vs bz, eth, EtOH, chl
4257	1,3-Dimethyl-3-phenyl-2,5-pyrrolidinedione	Methsuximide	C ₁₂ H ₁₃ NO ₂	77-41-8	203.237		52.5	121 ^{0.1}			
4258	Dimethylphenylsilane		C ₈ H ₁₂ Si	766-77-8	136.267			159(3)	0.8891 ²⁰	1.4995 ²⁰	i H ₂ O
4259	<i>N,N</i> -Dimethyl- <i>N'</i> -phenylurea	Fenuron	C ₉ H ₁₂ N ₂ O	101-42-8	164.203	cry (hx)	132.9(0.5)				
4260	Dimethylphosphine		C ₂ H ₇ P	676-59-5	62.051	vol liq or gas		25			i H ₂ O; s EtOH, eth
4261	Dimethylphosphinic acid		C ₂ H ₇ O ₂ P	3283-12-3	94.050	cry (bz)	92	377			vs H ₂ O, EtOH, eth; s bz

 4225 2,4-Dimethyl-3-pentanol	 4226 4,4-Dimethyl-2-pentanone	 4227 2,2-Dimethyl-3-pentanone	 4228 2,4-Dimethyl-3-pentanone	 4229 2,3-Dimethyl-1-pentene	 4230 2,4-Dimethyl-1-pentene	 4231 3,3-Dimethyl-1-pentene	 4232 3,4-Dimethyl-1-pentene
 4233 4,4-Dimethyl-1-pentene	 4234 2,3-Dimethyl-2-pentene	 4235 2,4-Dimethyl-2-pentene	 4236 cis-3,4-Dimethyl-2-pentene	 4237 trans-3,4-Dimethyl-2-pentene	 4238 cis-4,4-Dimethyl-2-pentene	 4239 trans-4,4-Dimethyl-2-pentene	
 4240 4,4-Dimethyl-1-pentyne	 4241 4,4-Dimethyl-2-pentyne	 4242 Dimethylperoxide	 4243 2,9-Dimethyl-1,10-phenanthroline	 4244 3,4-Dimethylphenol phosphate (3:1)	 4245 5-(2,5-Dimethylphenoxy)-2,2-dimethylpentanoic acid		
 4246 N-(2,4-Dimethylphenyl)acetamide	 4247 1-[(2,4-Dimethylphenyl)azo]-2-naphthol	 4248 1-[(2,5-Dimethylphenyl)azo]-2-naphthol	 4249 1-(2,4-Dimethylphenyl)ethanone	 4250 1-(2,5-Dimethylphenyl)ethanone			
 4251 1-(3,4-Dimethylphenyl)ethanone	 4252 4,4-Dimethyl-1-phenyl-1-penten-3-one	 4253 2,2-Dimethyl-1-phenyl-1-propanone	 4254 3,5-Dimethyl-1-phenyl-1H-pyrazole	 4255 4,4-Dimethyl-1-phenyl-3-pyrazolidinone			
 4256 N,N-Dimethyl-γ-phenyl-2-pyridinepropanamine	 4257 1,3-Dimethyl-3-phenyl-2,5-pyrrolidinedione	 4258 Dimethylphenylsilane	 4259 N,N-Dimethyl-N'-phenylurea	 4260 Dimethylphosphine	 4261 Dimethylphosphinic acid		

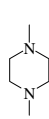
No.	Name	Synonym	Mol. Form.	CAS RN	Mol. Wt.	Physical Form	mp/°C	bp/°C	den g cm ⁻³	n _D	Solubility
4262	<i>O,O</i> -Dimethyl phosphorochloridothioate	Dimethyl chlorothiophosphate	C ₂ H ₆ ClO ₂ PS	2524-03-0	160.560	hyg liq		68 ¹²	1.322	1.4820 ²⁰	
4263	Dimethyl phthalate	Methyl phthalate	C ₁₀ H ₁₀ O ₄	131-11-3	194.184	pa ye	1.03(0.02)	282.7(0.2)	1.1905 ²⁰	1.5138 ²⁰	i H ₂ O; msc EtOH, eth; s bz; sl ctc
4264	1,4-Dimethylpiperazine		C ₆ H ₁₄ N ₂	106-58-1	114.188	liq	-1.0(0.3)	129.8(0.8)	0.8600 ²⁰	1.4474 ²⁰	vs H ₂ O, EtOH, eth
4265	<i>cis</i> -2,5-Dimethylpiperazine		C ₆ H ₁₄ N ₂	6284-84-0	114.188	orth bipym nd or pr (chl)	114	164(19)		1.4720 ²⁰	vs H ₂ O, EtOH, chl; sl eth, bz
4266	1,2-Dimethylpiperidine, (±)-		C ₇ H ₁₅ N	2512-81-4	113.201			127.5	0.824 ¹⁵	1.4395 ²⁰	vs H ₂ O, eth, EtOH
4267	2,6-Dimethylpiperidine		C ₇ H ₁₅ N	504-03-0	113.201			128(5)	0.8158 ²⁵	1.4377 ²⁰	msc H ₂ O, EtOH, eth; sl ctc; s acid
4268	3,5-Dimethylpiperidine	3,5-Lupetidine	C ₇ H ₁₅ N	35794-11-7	113.201			144(5)	0.853 ²⁵	1.4454 ²⁰	
4269	2,2-Dimethylpropanal	Pivaldehyde	C ₅ H ₁₀ O	630-19-3	86.132		1(2)	74(2)	0.7923 ¹⁷	1.3791 ²⁰	s EtOH, eth
4270	2,2-Dimethylpropanamide		C ₅ H ₁₁ NO	754-10-9	101.147						s tfa
4271	<i>N,N</i> -Dimethylpropanamide		C ₅ H ₁₁ NO	758-96-3	101.147	liq	-45	176(7)	0.9269 ²⁰		
4272	<i>N,N</i> -Dimethyl-1-propanamine	Dimethylpropylamine	C ₅ H ₁₃ N	926-63-6	87.164			65(3)	0.7152 ²⁰	1.3860 ²⁰	vs bz, eth, EtOH
4273	<i>N,N</i> -Dimethyl-1,3-propanedi-amine		C ₅ H ₁₄ N ₂	109-55-7	102.178			129(13)	0.8272 ²⁰		
4274	2,2-Dimethyl-1,3-propanediol	Neopentyl glycol	C ₅ H ₁₂ O ₂	126-30-7	104.148	nd (bz)	129.3(0.9)	207(14)			s H ₂ O, bz, chl; vs EtOH, eth
4275	2,2-Dimethylpropanenitrile	<i>tert</i> -Butyl cyanide	C ₅ H ₉ N	630-18-2	83.132		18.97(0.05)	105.2(0.2)	0.7586 ²⁵	1.3774 ²⁰	
4276	2,2-Dimethyl-1-propanethiol	Neopentyl mercaptan	C ₅ H ₁₂ S	1679-08-9	104.214	liq		103.6(0.8)			
4277	2,2-Dimethylpropanoic acid	Trimethylacetic acid	C ₅ H ₁₀ O ₂	75-98-9	102.132	nd	36(1)	164.20(0.02)	0.905 ⁵⁰	1.3931 ³⁰	sl H ₂ O; vs EtOH, eth
4278	2,2-Dimethyl-1-propanol	Neopentyl alcohol	C ₅ H ₁₂ O	75-84-3	88.148		55(3)	112(1)	0.812 ²⁰		sl H ₂ O; vs EtOH, eth; s ctc
4279	2,2-Dimethylpropanoyl chloride	Pivalic acid chloride	C ₅ H ₉ ClO	3282-30-2	120.577			104(4)	1.003 ²⁰	1.4139 ²⁰	vs eth
4280	<i>N,N</i> -Dimethyl-2-propenamide	<i>N,N</i> -Dimethylacrylamide	C ₅ H ₉ NO	2680-03-7	99.131	liq		81 ²⁰	0.962 ²⁵	1.4730 ²⁰	
4281	2,2-Dimethylpropylamine	2,2-Dimethyl-1-propanamine	C ₅ H ₁₃ N	5813-64-9	87.164			82(7)	0.7455 ²⁰	1.4023 ²⁰	vs eth
4282	(1,1-Dimethylpropyl)benzene		C ₁₁ H ₁₆	2049-95-8	148.245			191(3)	0.8748 ²⁰	1.4958 ²⁰	
4283	(2,2-Dimethylpropyl)benzene		C ₁₁ H ₁₆	1007-26-7	148.245			186(4)	0.8581 ¹⁸	1.4884 ¹⁸	
4284	4-(1,1-Dimethylpropyl)-cyclohexanone		C ₁₁ H ₂₀ O	16587-71-6	168.276		96	125 ¹⁶	0.920 ²⁵	1.4677 ²⁰	
4285	1,1-Dimethylpropyl 3-methylbutanoate	<i>tert</i> -Pentyl isopentanoate	C ₁₀ H ₂₀ O ₂	542-37-0	172.265			188(13)	0.8729 ⁰		vs EtOH
4286	2-(1,1-Dimethylpropyl)phenol		C ₁₁ H ₁₆ O	3279-27-4	164.244						sl ctc
4287	4-(1,1-Dimethylpropyl)phenol	<i>p-tert</i> -Pentylphenol	C ₁₁ H ₁₆ O	80-46-6	164.244		92.7(1)	262(9)			
4288	4,6-Dimethyl-2 <i>H</i> -pyran-2-one		C ₇ H ₈ O ₂	675-09-2	124.138	lf (eth)	51.5	245			vs H ₂ O, eth, EtOH
4289	2,6-Dimethyl-4 <i>H</i> -pyran-4-one		C ₇ H ₈ O ₂	1004-36-0	124.138	pl, nd (sub)	132.1(0.2)	251	0.9953 ¹³⁷		s H ₂ O, EtOH, eth, ace
4290	2,3-Dimethylpyrazine		C ₆ H ₈ N ₂	5910-89-4	108.141			161(16)	1.0281 ⁰		s H ₂ O, EtOH, eth
4291	2,5-Dimethylpyrazine		C ₆ H ₈ N ₂	123-32-0	108.141		15	152(4)	0.9887 ²⁰	1.4980 ²⁰	msc H ₂ O, EtOH, eth; s ace, chl
4292	2,6-Dimethylpyrazine		C ₆ H ₈ N ₂	108-50-9	108.141	pr	47.5	155.6	0.9647 ⁵⁰		s H ₂ O, EtOH, eth; sl ctc
4293	1,3-Dimethyl-1 <i>H</i> -pyrazole		C ₆ H ₈ N ₂	694-48-4	96.131			137	0.9561 ¹⁷	1.4734 ¹⁵	vs H ₂ O
4294	3,5-Dimethyl-1 <i>H</i> -pyrazole		C ₆ H ₈ N ₂	67-51-6	96.131	cry (peth, al)	107.5	218	0.8839 ¹⁶		s H ₂ O, ace; vs EtOH, eth, bz, MeOH
4295	2,7-Dimethylpyrene		C ₁₈ H ₁₄	15679-24-0	230.304		230				
4296	4,6-Dimethyl-2-pyridinamine		C ₇ H ₁₀ N ₂	5407-87-4	122.167		61	235			
4297	<i>N,N</i> -Dimethyl-2-pyridinamine		C ₇ H ₁₀ N ₂	5683-33-0	122.167		182	196	1.0149 ¹⁴	1.5663 ²⁰	s EtOH, eth, bz
4298	<i>N,N</i> -Dimethyl-4-pyridinamine		C ₇ H ₁₀ N ₂	1122-58-3	122.167	pl (eth)	113.9(0.2)				vs H ₂ O, EtOH, bz, chl; s eth
4299	2,3-Dimethylpyridine	2,3-Lutidine	C ₇ H ₉ N	583-61-9	107.153			161.1(0.4)	0.9319 ²⁵	1.5057 ²⁰	s H ₂ O, EtOH, eth
4300	2,4-Dimethylpyridine	2,4-Lutidine	C ₇ H ₉ N	108-47-4	107.153	liq	-63.80(0.03)	158.4(0.3)	0.9309 ²⁰	1.5010 ²⁰	vs H ₂ O, EtOH, eth; s ace
4301	2,5-Dimethylpyridine	2,5-Lutidine	C ₇ H ₉ N	589-93-5	107.153	liq	-14.08(0.03)	157.00(0.05)	0.9297 ²⁰	1.5006 ²⁰	sl H ₂ O; vs EtOH; msc eth; s ace
4302	2,6-Dimethylpyridine	2,6-Lutidine	C ₇ H ₉ N	108-48-5	107.153	liq	-6.12(0.03)	144.0(0.1)	0.9226 ²⁰	1.4953 ²⁰	msc H ₂ O; sl EtOH; s eth, ace, chl
4303	3,4-Dimethylpyridine	3,4-Lutidine	C ₇ H ₉ N	583-58-4	107.153	liq	-10.45(0.03)	179.1(0.3)	0.9281 ²⁰	1.5096 ²⁰	sl H ₂ O, ctc; s EtOH, eth, ace, chl



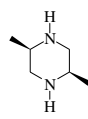
4262
0,0-Dimethyl phosphorochlorodithioate



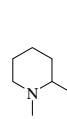
4263
Dimethyl phthalate



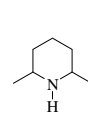
4264
1,4-Dimethylpiperazine



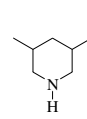
4265
cis-2,5-Dimethylpiperazine



4266
1,2-Dimethylpiperidine, (±)-



4267
2,6-Dimethylpiperidine



4268
3,5-Dimethylpiperidine



4269
2,2-Dimethylpropanal



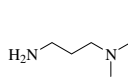
4270
2,2-Dimethylpropanamide



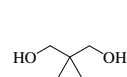
4271
N,N-Dimethylpropanamide



4272
N,N-Dimethyl-1-propanamine



4273
N,N-Dimethyl-1,3-propanediamine



4274
2,2-Dimethyl-1,3-propanediol



4275
2,2-Dimethylpropanenitrile



4276
2,2-Dimethyl-1-propanethiol



4277
2,2-Dimethylpropanoic acid



4278
2,2-Dimethyl-1-propanol



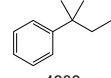
4279
2,2-Dimethylpropanoyl chloride



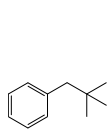
4280
N,N-Dimethyl-2-propenamide



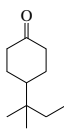
4281
2,2-Dimethylpropanamine



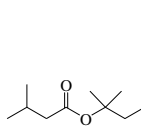
4282
(1,1-Dimethylpropyl)benzene



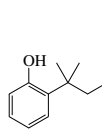
4283
(2,2-Dimethylpropyl)benzene



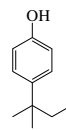
4284
4-(1,1-Dimethylpropyl)cyclohexanone



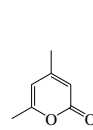
4285
1,1-Dimethylpropyl 3-methylbutanoate



4286
2-(1,1-Dimethylpropyl)phenol



4287
4-(1,1-Dimethylpropyl)phenol



4288
4,6-Dimethyl-2*H*-pyran-2-one



4289
2,6-Dimethyl-4*H*-pyran-4-one



4290
2,3-Dimethylpyrazine



4291
2,5-Dimethylpyrazine



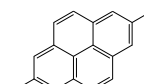
4292
2,6-Dimethylpyrazine



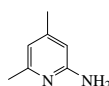
4293
1,3-Dimethyl-1*H*-pyrazole



4294
3,5-Dimethyl-1*H*-pyrazole



4295
2,7-Dimethylpyrene



4296
4,6-Dimethyl-2-pyridinamine



4297
N,N-Dimethyl-2-pyridinamine



4298
N,N-Dimethyl-4-pyridinamine



4299
2,3-Dimethylpyridine



4300
2,4-Dimethylpyridine



4301
2,5-Dimethylpyridine

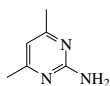
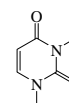
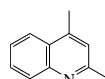
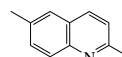
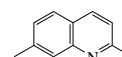
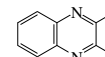
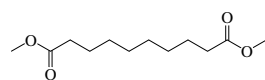
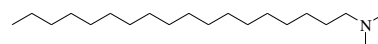
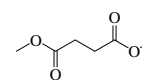
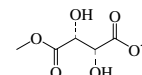
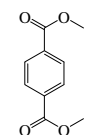
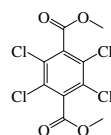
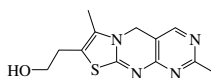
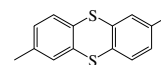
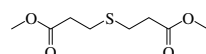


4302
2,6-Dimethylpyridine



4303
3,4-Dimethylpyridine

No.	Name	Synonym	Mol. Form.	CAS RN	Mol. Wt.	Physical Form	mp/°C	bp/°C	den g cm ⁻³	n _D	Solubility
4304	3,5-Dimethylpyridine	3,5-Lutidine	C ₇ H ₉ N	591-22-0	107.153	liq	-6.34(0.03)	171.9(0.1)	0.9419 ²⁰	1.5061 ²⁰	s H ₂ O, EtOH, eth, ace; sl ctc
4305	2,6-Dimethylpyridine-1-oxide		C ₇ H ₉ NO	1073-23-0	123.152	hyg	23.3(0.5)	133 ²²	1.073 ²⁵	1.5706 ²⁰	
4306	4,6-Dimethyl-2-pyrimidin-amine		C ₆ H ₉ N ₃	767-15-7	123.155		153.5				s H ₂ O, EtOH, ace, bz; i eth; vs chl
4307	2,6-Dimethyl-4-pyrimidin-amine	Kyanmethin	C ₆ H ₉ N ₃	461-98-3	123.155	nd (al), pl (bz)	183	sub			sl H ₂ O, EtOH, bz, chl
4308	4,6-Dimethylpyrimidine		C ₆ H ₈ N ₂	1558-17-4	108.141		25	159(8)		1.4880 ²⁰	vs H ₂ O
4309	1,3-Dimethyl-2,4(1 <i>H</i> ,3 <i>H</i>)-pyrimidinedione		C ₆ H ₈ N ₂ O ₂	874-14-6	140.140		119.3(0.5)				sl EtOH; s eth, chl
4310	2,4-Dimethylpyrrole		C ₆ H ₉ N	625-82-1	95.142	pa bl flr cry		165(7)	0.9236 ²⁰	1.5048 ²⁰	sl H ₂ O; vs EtOH, eth, bz; s chl
4311	2,5-Dimethylpyrrole		C ₆ H ₉ N	625-84-3	95.142		7.68(0.08)	167.43(0.04)	0.9353 ²⁰	1.5036 ²⁰	i H ₂ O; vs EtOH, eth
4312	1,2-Dimethylpyrrolidine		C ₆ H ₁₃ N	765-48-0	99.174	oil		104(8)	0.799 ²⁰		s H ₂ O
4313	2,4-Dimethylquinoline	4-Methylquinaldine	C ₁₁ H ₁₁ N	1198-37-4	157.212	orth pr (eth)		267(2)	1.0611 ¹⁵	1.6075 ²⁰	sl H ₂ O, chl; vs EtOH, eth
4314	2,6-Dimethylquinoline		C ₁₁ H ₁₁ N	877-43-0	157.212	orth pr (eth)	57.69(0.05)	268.1(0.4)			sl H ₂ O, EtOH, eth, chl; vs bz
4315	2,7-Dimethylquinoline	<i>m</i> -Toluquinaldine	C ₁₁ H ₁₁ N	93-37-8	157.212		61(2)	260(19)			sl H ₂ O; s EtOH, eth, chl
4316	2,3-Dimethylquinoxaline		C ₁₀ H ₁₀ N ₂	2379-55-7	158.199	nd (w+3, ace)	106.3(0.4)				s EtOH, eth, ace, bz, chl, acid
4317	Dimethyl sebacate	Dimethyl decanedioate	C ₁₂ H ₂₂ O ₄	106-79-6	230.301	lo pr	26.6(0.5)	175 ²⁰	0.9882 ²⁸	1.4355 ²⁸	i H ₂ O; s EtOH, eth, ace, ctc
4318	Dimethyl selenide	Methyl selenide	C ₂ H ₆ Se	593-79-3	109.03			58(3)	1.4077 ¹⁵		vs eth, EtOH, chl
4319	Dimethylsilane	2-Silapropane	C ₂ H ₆ Si	1111-74-6	60.171	col gas	-150	-20	0.68 ⁸⁰		
4320	Dimethylstearylamine	Dymanthine	C ₂₆ H ₅₄ N	124-28-7	297.562		22.9(0.2)				
4321	Dimethyl succinate	Methyl succinate	C ₆ H ₁₀ O ₄	106-65-0	146.141		18.6(0.6)	197(1)	1.1198 ²⁰	1.4197 ²⁰	sl H ₂ O, ctc; s EtOH, ace; vs eth
4322	Dimethylsulfamoyl chloride	Dimethylaminosulfonyl chloride	C ₂ H ₆ ClNO ₂ S	13360-57-1	143.593			80 ¹⁶			
4323	Dimethyl sulfate		C ₂ H ₆ O ₄ S	77-78-1	126.132	liq	-31.8(0.4)	186(3)	1.3322 ²⁰	1.3874 ²⁰	s H ₂ O, eth, bz, ctc; msc EtOH; i CS ₂
4324	Dimethyl sulfide	2-Thiapropene	C ₂ H ₆ S	75-18-3	62.134	liq	-98.26(0.04)	37.32(0.05)	0.8483 ²⁰	1.4438 ²⁰	sl H ₂ O; s EtOH, eth
4325	Dimethyl sulfite		C ₂ H ₆ O ₃ S	616-42-2	110.132			126(2)	1.2129 ²⁰	1.4083 ²⁰	s H ₂ O, EtOH, eth
4326	2,4-Dimethylsulfolane		C ₆ H ₁₂ O ₂ S	1003-78-7	148.223	liq	-1.5	281	1.1362 ²⁰	1.4732 ²⁰	vs lig
4327	Dimethyl sulfone		C ₂ H ₆ O ₂ S	67-71-0	94.133	pr	108.83(0.05)	238(5)	1.1700 ¹¹⁰	1.4226	s H ₂ O, EtOH, bz
4328	Dimethyl sulfoxide	DMSO	C ₂ H ₆ OS	67-68-5	78.133		18.52(0.05)	191.9(0.9)	1.1010 ²⁵	1.4793 ²⁰	s H ₂ O, EtOH, eth, ace, ctc, AcOEt
4329	Dimethyl <i>L</i> -tartrate	Dimethyl 2,3-dihydroxybutanedioate, [<i>R</i> -(<i>R</i> *, <i>R</i> *)]-	C ₆ H ₁₀ O ₆	608-68-4	178.139	(i) cry (bz) (ii) cry (w)	50(form a); 61(form b)	280	1.306 ⁴⁵		vs H ₂ O, ace, eth, EtOH
4330	Dimethyl telluride		C ₂ H ₆ Te	593-80-6	157.67	pa ye		94			vs EtOH
4331	Dimethyl terephthalate		C ₁₀ H ₁₀ O ₄	120-61-6	194.184		140.602 (0.004)	288	1.075 ¹⁴¹		sl H ₂ O, EtOH, MeOH; s eth, chl
4332	Dimethyl tetrachloroterephthalate		C ₁₀ H ₆ Cl ₄ O ₄	1861-32-1	331.965		158.2(0.7)				
4333	2,7-Dimethylthiachromine-8-ethanol		C ₁₂ H ₁₄ N ₄ OS	92-35-3	262.330	ye pr (chl)	228.8	sub			s H ₂ O, MeOH; sl EtOH, eth, ace, chl
4334	2,5-Dimethyl-1,3,4-thiadiazole		C ₄ H ₆ N ₂ S	27464-82-0	114.169		65	202.5			sl H ₂ O, EtOH, eth
4335	2,7-Dimethylthianthrene	Mesulphen	C ₁₄ H ₁₂ S ₂	135-58-0	244.375	nd (HOAc, al)	123	184 ³			vs ace, eth, peth, chl
4336	2,4-Dimethylthiazole		C ₅ H ₇ NS	541-58-2	113.182			145.60(0.09)	1.0562 ¹⁵	1.5091 ²⁰	sl H ₂ O; s EtOH, eth, chl
4337	4,5-Dimethylthiazole		C ₅ H ₇ NS	3581-91-7	113.182		83.5	158	1.0699 ²⁰		vs eth, EtOH
4338	<i>N,N</i> -Dimethylthioacetamide		C ₄ H ₈ NS	631-67-4	103.186		74.5				
4339	Dimethyl thiodipropionate		C ₈ H ₁₄ O ₄ S	4131-74-2	206.260			162 ¹⁸	1.1559 ²⁰	1.4740 ²⁰	
4340	2,3-Dimethylthiophene		C ₆ H ₈ S	632-16-6	112.193	liq	-49.0(0.6)	141(7)	1.0021 ²⁰	1.5192 ²⁰	i H ₂ O; vs EtOH, eth; s bz
4341	2,4-Dimethylthiophene		C ₆ H ₈ S	638-00-6	112.193			137(19)	0.9938 ²⁰	1.5104 ²⁰	i H ₂ O; s EtOH, eth, bz
4342	2,5-Dimethylthiophene		C ₆ H ₈ S	638-02-8	112.193	liq	-62.52(0.05)	139(2)	0.9850 ²⁰	1.5129 ²⁰	i H ₂ O; s EtOH, eth, bz

4304
3,5-Dimethylpyridine4305
2,6-Dimethylpyridine-1-oxide4306
4,6-Dimethyl-2-pyrimidinamine4307
2,6-Dimethyl-4-pyrimidinamine4308
4,6-Dimethylpyrimidine4309
1,3-Dimethyl-2,4(1H,3H)-pyrimidinedione4310
2,4-Dimethylpyrrole4311
2,5-Dimethylpyrrole4312
1,2-Dimethylpyrrolidine4313
2,4-Dimethylquinoline4314
2,6-Dimethylquinoline4315
2,7-Dimethylquinoline4316
2,3-Dimethylquinoxaline4317
Dimethyl sebacate4318
Dimethyl selenide4319
Dimethylsilane4320
Dimethylstearylamine4321
Dimethyl succinate4322
Dimethylsulfamoyl chloride4323
Dimethyl sulfate4324
Dimethyl sulfide4325
Dimethyl sulfite4326
2,4-Dimethylsulfolane4327
Dimethyl sulfone4328
Dimethyl sulfoxide4329
Dimethyl L-tartrate4330
Dimethyl telluride4331
Dimethyl terephthalate4332
Dimethyl tetrachloroterephthalate4333
2,7-Dimethylthiachromene-8-ethanol4334
2,5-Dimethyl-1,3,4-thiadiazole4335
2,7-Dimethylthianthrene4336
2,4-Dimethylthiazole4337
4,5-Dimethylthiazole4338
N,N-Dimethylthioacetamide4339
Dimethyl thiodipropionate4340
2,3-Dimethylthiophene4341
2,4-Dimethylthiophene4342
2,5-Dimethylthiophene

No.	Name	Synonym	Mol. Form.	CAS RN	Mol. Wt.	Physical Form	mp/°C	bp/°C	den g cm ⁻³	n _D	Solubility
4343	3,4-Dimethylthiophene		C ₆ H ₆ S	632-15-5	112.193			145	0.993 ²⁵	1.5206 ²⁰	i H ₂ O; s EtOH; vs eth
4344	<i>N,N</i> -Dimethylthiourea		C ₃ H ₈ N ₂ S	6972-05-0	104.174	cry (w)	161.5				
4345	<i>N,N'</i> -Dimethylthiourea		C ₃ H ₈ N ₂ S	534-13-4	104.174	hyg pl	63.8(0.6)				vs H ₂ O, EtOH, ace; sl eth, bz; i CS ₂
4346	2,6-Dimethyl-4-tridecylmorpholine	Tridemorph	C ₁₉ H ₃₈ NO	24602-86-6	297.519			141 ^{1,3}	0.86		
4347	<i>N,N</i> -Dimethyl- <i>N'</i> -(3-(trifluoromethyl)phenyl)urea	Fluometuron	C ₁₀ H ₁₁ F ₃ N ₂ O	2164-17-2	232.201		161(1)				vs ace, EtOH
4348	Dimethyl trisulfide		C ₂ H ₆ S ₃	3658-80-8	126.264			41 ⁶			
4349	6,10-Dimethyl-3,5,9-undecatrien-2-one	Pseudoionone	C ₁₃ H ₂₀ O	141-10-6	192.297	pa ye oil		144 ¹²	0.8984 ²⁰	1.5335 ²⁰	s EtOH, eth, chl, MeOH
4350	<i>N,N</i> -Dimethylurea		C ₃ H ₈ N ₂ O	598-94-7	88.108	mcl pr (al, chl)	181.2(0.8)		1.2555 ²⁵		s H ₂ O; sl EtOH, tfa; i eth
4351	<i>N,N'</i> -Dimethylurea		C ₃ H ₈ N ₂ O	96-31-1	88.108	orth bipym (chl-eth)	106(2)	269	1.142 ²⁵		vs H ₂ O, EtOH; i eth; sl chl
4352	Dimethyl zinc		C ₂ H ₆ Zn	544-97-8	95.478	liq, ign in air	-43.01(0.02)	43(3)	1.386 ¹⁰		s eth; msc peth
4353	Dimetilan		C ₁₀ H ₁₆ N ₄ O ₃	644-64-4	240.259	col solid	69	205 ¹³			s H ₂ O, chl, EtOH, ace, xyl
4354	Dimorpholamine		C ₂₀ H ₃₈ N ₄ O ₄	119-48-2	398.541	cry (peth)	41.5	229 ^{9,4}			vs H ₂ O
4355	<i>N,N'</i> -Di-2-naphthyl-1,4-benzenediamine		C ₂₆ H ₂₀ N ₂	93-46-9	360.450		235				i EtOH, eth, bz
4356	Di-2-naphthyl disulfide		C ₂₀ H ₁₄ S ₂	5586-15-2	318.455	nd	139.5		1.144 ¹⁴⁵	1.4555 ²⁰	i H ₂ O; vs EtOH, eth; i lig
4357	<i>N,N'</i> -Di-1-naphthylurea		C ₂₁ H ₁₆ N ₂ O	607-56-7	312.364	nd (py, HOAc)	296	sub			vs py
4358	Diniconazole		C ₁₅ H ₁₇ Cl ₂ N ₃ O	83657-24-3	326.221	cry	149				s H ₂ O, ace, MeOH, xyl
4359	Dinitramine		C ₁₁ H ₁₃ F ₃ N ₄ O ₄	29091-05-2	322.241		99.3(0.5)				
4360	2,3-Dinitroaniline		C ₆ H ₅ N ₃ O ₄	602-03-9	183.122		128		1.646 ⁵⁰		i H ₂ O; s EtOH; sl eth
4361	2,4-Dinitroaniline		C ₆ H ₅ N ₃ O ₄	97-02-9	183.122	ye nd (ace) grn ye tab (al)	180.1(0.5)		1.615 ¹⁴		i H ₂ O; sl EtOH, ace, HCl
4362	2,5-Dinitroaniline		C ₆ H ₅ N ₃ O ₄	619-18-1	183.122	oran nd (al)	138.0				vs EtOH
4363	2,6-Dinitroaniline		C ₆ H ₅ N ₃ O ₄	606-22-4	183.122	gold lf (HOAc) ye nd (al)	138.0(0.5)				i H ₂ O, lig; sl EtOH; s eth, bz
4364	3,5-Dinitroaniline		C ₆ H ₅ N ₃ O ₄	618-87-1	183.122	ye nd (dil al)	162(1)		1.601 ⁵⁰		i H ₂ O; s EtOH, eth; sl ace, bz
4365	1,5-Dinitro-9,10-anthracenedione		C ₁₄ H ₆ N ₂ O ₆	82-35-9	298.207	pa ye nd (xyl)	385	sub			i H ₂ O; sl EtOH, eth, bz; vs PhNO ₂
4366	1,8-Dinitro-9,10-anthracenedione		C ₁₄ H ₆ N ₂ O ₆	129-39-5	298.207		312				
4367	2,4-Dinitrobenzaldehyde		C ₇ H ₄ N ₂ O ₅	528-75-6	196.117	pa ye pr (al), pl (bz)	71.8(0.7)	200 ¹⁵			sl H ₂ O, chl, lig; s EtOH, eth, bz
4368	3,5-Dinitrobenzamide	Nitromide	C ₇ H ₅ N ₃ O ₅	121-81-3	211.132	lf (w)	184				vs H ₂ O
4369	1,2-Dinitrobenzene	<i>o</i> -Dinitrobenzene	C ₆ H ₄ N ₂ O ₄	528-29-0	168.107	nd (bz), pl (al)	115.8(0.6)	319(3)	1.3119 ¹²⁰	1.565 ¹⁷	i H ₂ O; s EtOH, bz, chl, AcOEt; sl DMSO
4370	1,3-Dinitrobenzene	<i>m</i> -Dinitrobenzene	C ₆ H ₄ N ₂ O ₄	99-65-0	168.107	orth pl (al)	89.2(0.5)	296(2)	1.5751 ¹⁸		sl H ₂ O; vs EtOH, ace, py; s eth, tol
4371	1,4-Dinitrobenzene	<i>p</i> -Dinitrobenzene	C ₆ H ₄ N ₂ O ₄	100-25-4	168.107	nd (al)	171.1(0.9)	297	1.625 ¹⁸		i H ₂ O; sl EtOH, chl; s ace, bz, tol
4372	2,4-Dinitro-1,3-benzenediol	2,4-Dinitroresorcinol	C ₆ H ₄ N ₂ O ₆	519-44-8	200.105	ye lf (al)	147.3(0.4)				sl H ₂ O, EtOH
4373	2,4-Dinitrobenzenesulfonyl chloride		C ₆ H ₃ ClN ₂ O ₄ S	528-76-7	234.617	ye pr (bz-peth)	99				vs bz, chl, HOAc; sl peth
4374	2,4-Dinitrobenzenesulfonic acid		C ₆ H ₄ N ₂ O ₇ S	89-02-1	248.170	nd (w+3)	108				vs H ₂ O, EtOH; sl eth; i bz, peth
4375	2,4-Dinitrobenzoic acid		C ₇ H ₄ N ₂ O ₆	610-30-0	212.116	nd (w)	182.7(0.5)		1.672 ²⁰		sl H ₂ O, EtOH, bz
4376	3,4-Dinitrobenzoic acid		C ₇ H ₄ N ₂ O ₆	528-45-0	212.116	cry (dil al)	165.0(0.5)				sl H ₂ O; vs EtOH, eth
4377	3,5-Dinitrobenzoic acid		C ₇ H ₄ N ₂ O ₆	99-34-3	212.116	mcl pr (al)	205				sl H ₂ O; vs EtOH, HOAc
4378	3,5-Dinitrobenzoyl chloride		C ₇ H ₃ ClN ₂ O ₅	99-33-2	230.562	ye nd (bz)	74	196 ¹²			s eth, chl
4379	2,2'-Dinitro-1,1'-biphenyl		C ₁₂ H ₈ N ₂ O ₄	2436-96-6	244.203	ye mcl pr or nd (al)	127(1)	305	1.45 ²⁵		i H ₂ O; vs EtOH; s eth, bz; sl ace, lig



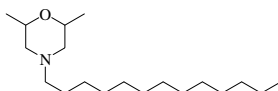
4343
3,4-Dimethylthiophene



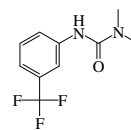
4344
N,N-Dimethylthiourea



4345
N,N'-Dimethylthiourea



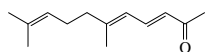
4346
2,6-Dimethyl-4-tridecylmorpholine



4347
N,N-Dimethyl-*N'*-[3-(trifluoromethyl)phenyl]urea



4348
Dimethyl trisulfide



4349
6,10-Dimethyl-3,5,9-undecatrien-2-one



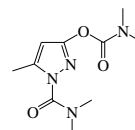
4350
N,N-Dimethylurea



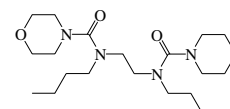
4351
N,N'-Dimethylurea



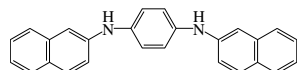
4352
Dimethyl zinc



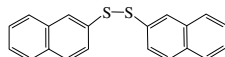
4353
Dimetian



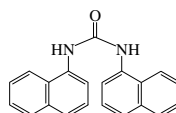
4354
Dimorpholamine



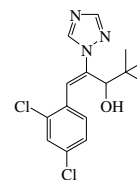
4355
N,N'-Di-2-naphthyl-1,4-benzenediamine



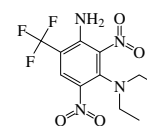
4356
Di-2-naphthyl disulfide



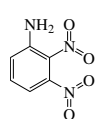
4357
N,N'-Di-1-naphthylurea



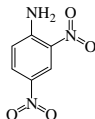
4358
Diniconazole



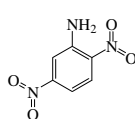
4359
Dinitramine



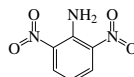
4360
2,3-Dinitroaniline



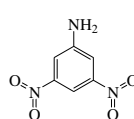
4361
2,4-Dinitroaniline



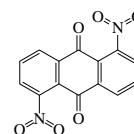
4362
2,5-Dinitroaniline



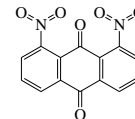
4363
2,6-Dinitroaniline



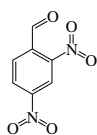
4364
3,5-Dinitroaniline



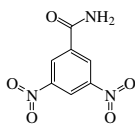
4365
1,5-Dinitro-9,10-anthracenedione



4366
1,8-Dinitro-9,10-anthracenedione



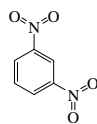
4367
2,4-Dinitrobenzaldehyde



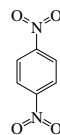
4368
3,5-Dinitrobenzamide



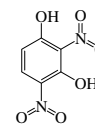
4369
1,2-Dinitrobenzene



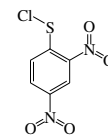
4370
1,3-Dinitrobenzene



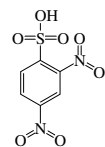
4371
1,4-Dinitrobenzene



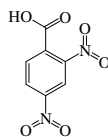
4372
2,4-Dinitro-1,3-benzenediol



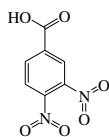
4373
2,4-Dinitrobenzenesulfonyl chloride



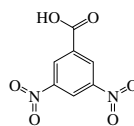
4374
2,4-Dinitrobenzenesulfonic acid



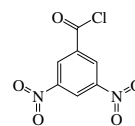
4375
2,4-Dinitrobenzoic acid



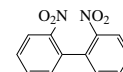
4376
3,4-Dinitrobenzoic acid



4377
3,5-Dinitrobenzoic acid

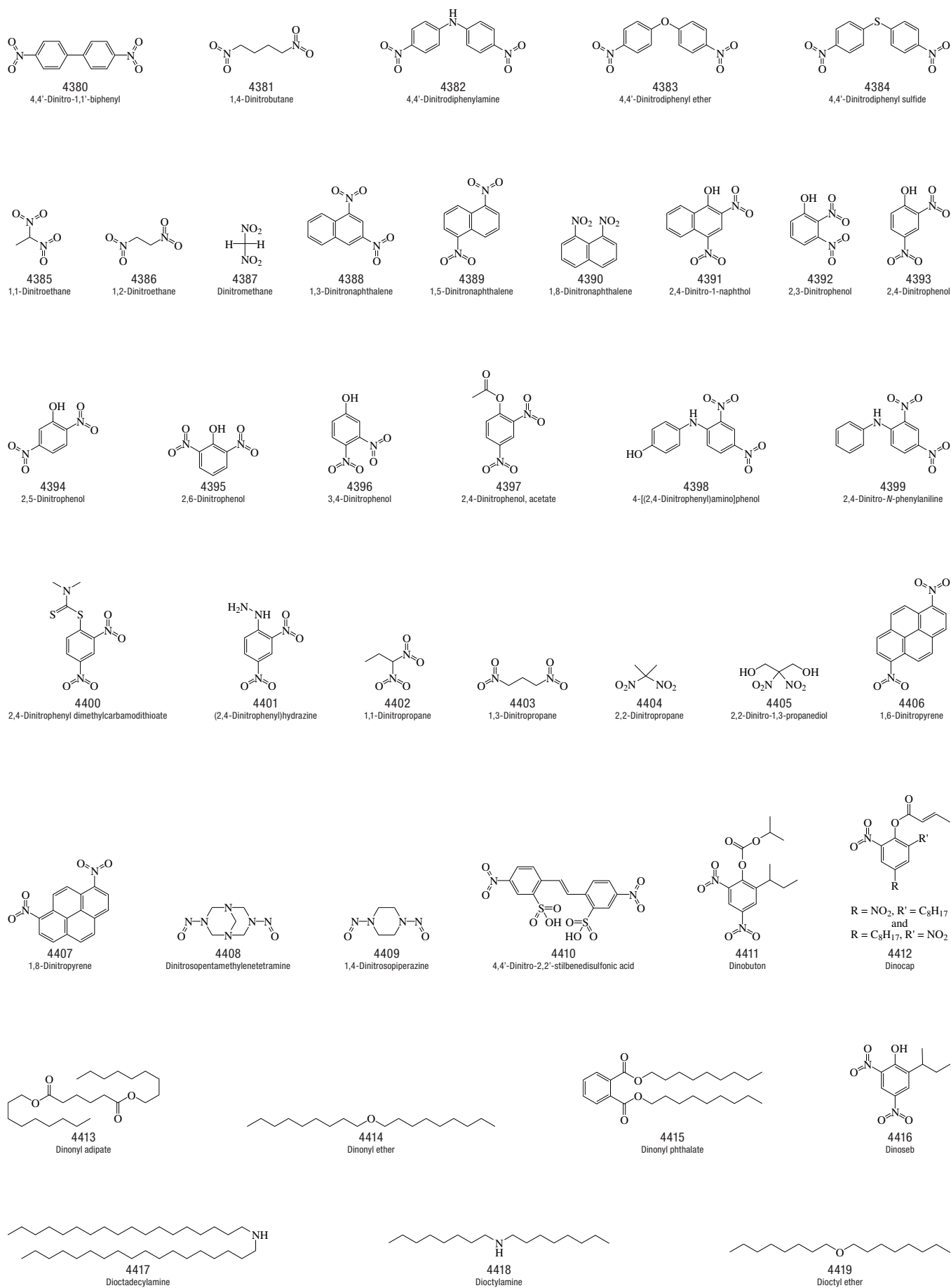


4378
3,5-Dinitrobenzoyl chloride

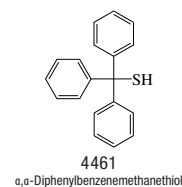
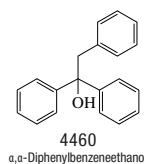
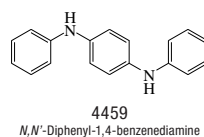
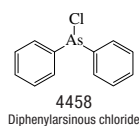
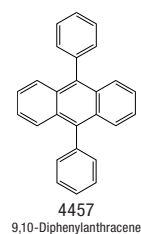
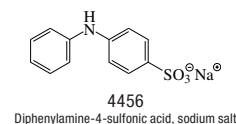
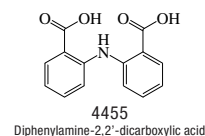
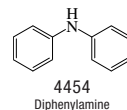
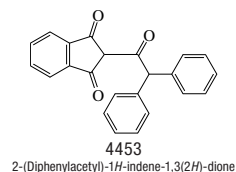
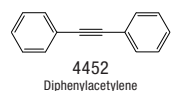
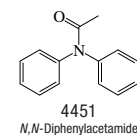
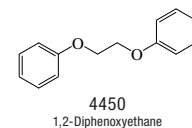
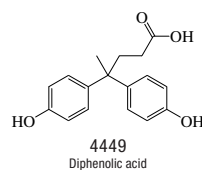
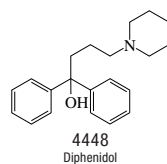
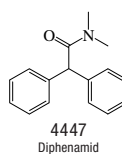
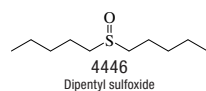
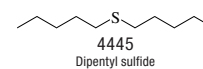
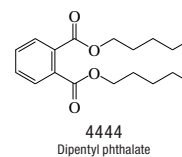
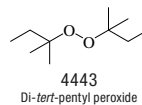
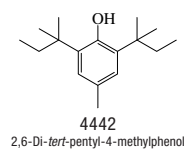
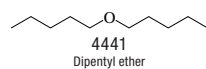
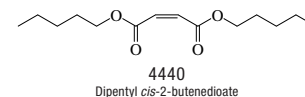
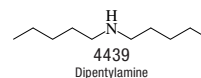
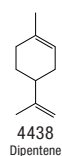
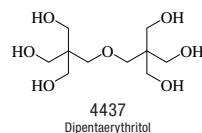
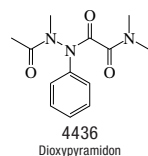
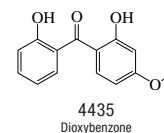
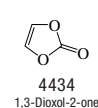
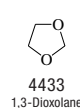
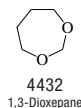
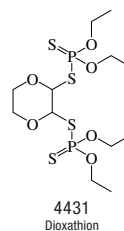
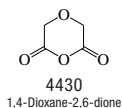
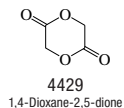
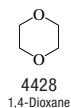
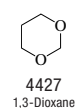
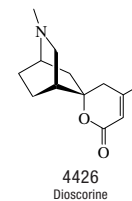
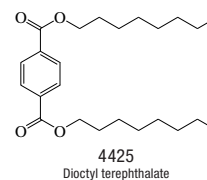
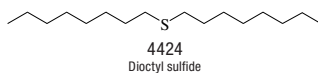
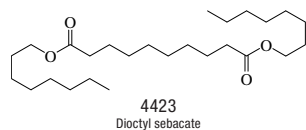
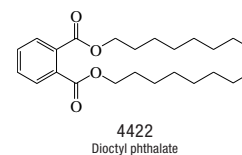
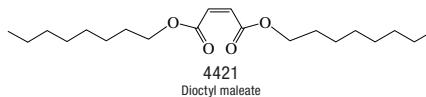
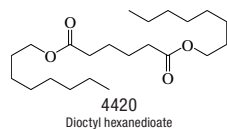


4379
2,2'-Dinitro-1,1'-biphenyl

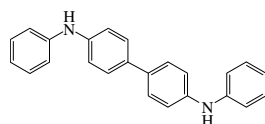
No.	Name	Synonym	Mol. Form.	CAS RN	Mol. Wt.	Physical Form	mp/°C	bp/°C	den g cm ⁻³	n _D	Solubility
4380	4,4'-Dinitro-1,1'-biphenyl		C ₁₂ H ₈ N ₂ O ₄	1528-74-1	244.203	nd (al)	235(6)				i H ₂ O; sl EtOH; s bz, HOAc
4381	1,4-Dinitrobutane		C ₄ H ₈ N ₂ O ₄	4286-49-1	148.118	pl (al)	33.5(0.5)	176 ¹³			i H ₂ O; sl EtOH; s eth, bz, MeOH
4382	4,4'-Dinitrodiphenylamine	4-Nitro- <i>N</i> -(4-nitrophenyl)-aniline	C ₁₂ H ₈ N ₂ O ₄	1821-27-8	259.217	ye nd(al)	210(1)				i H ₂ O; tol; sl EtOH, bz; s ace, HOAc
4383	4,4'-Dinitrodiphenyl ether	Bis(4-nitrophenyl) ether	C ₁₂ H ₈ N ₂ O ₅	101-63-3	260.202		143(1)				i H ₂ O; sl EtOH, eth; s bz, HOAc
4384	4,4'-Dinitrodiphenyl sulfide	Bis(4-nitrophenyl) sulfide	C ₁₂ H ₈ N ₂ O ₄ S	1223-31-0	276.268	oran pl (HOAc)	160.5				i H ₂ O; sl EtOH; s con sulf
4385	1,1-Dinitroethane		C ₂ H ₄ N ₂ O ₄	600-40-8	120.064	ye mcl (bz, MeOH)		185.5	1.349 ²⁴		sl H ₂ O; s EtOH, eth
4386	1,2-Dinitroethane		C ₂ H ₄ N ₂ O ₄	7570-26-5	120.064		38.2(0.4)	95 ⁵	1.4597 ²⁰	1.4468 ²⁰	vs eth, EtOH
4387	Dinitromethane		CH ₂ N ₂ O ₄	625-76-3	106.038	ye nd	<-15	169(11)			i H ₂ O; s EtOH, eth
4388	1,3-Dinitronaphthalene		C ₁₀ H ₆ N ₂ O ₄	606-37-1	218.166	ye nd (bz, py-w)	148	sub			i H ₂ O; s EtOH, ace
4389	1,5-Dinitronaphthalene		C ₁₀ H ₆ N ₂ O ₄	605-71-0	218.166	hex nd (ace, HOAc)	217(2)	371(3)	1.5860 ²⁰		i H ₂ O; sl EtOH, ace; s bz, py; vs eth
4390	1,8-Dinitronaphthalene		C ₁₀ H ₆ N ₂ O ₄	602-38-0	218.166	ye orth pl (chl)	172(1)	445 dec			i H ₂ O; sl EtOH, bz; s ace, chl, py
4391	2,4-Dinitro-1-naphthol		C ₁₀ H ₆ N ₂ O ₅	605-69-6	234.165	ye nd (al, chl)	138(1)				
4392	2,3-Dinitrophenol		C ₆ H ₄ N ₂ O ₅	66-56-8	184.106	ye nd (w)	145.1(0.2)		1.681 ²⁰		sl H ₂ O, DMSO; vs EtOH, eth; s bz
4393	2,4-Dinitrophenol		C ₆ H ₄ N ₂ O ₅	51-28-5	184.106	pa ye pl or lf (w)	114(2)	sub	1.683 ²⁴		sl H ₂ O; s EtOH, eth, ace, bz, tol, chl, py
4394	2,5-Dinitrophenol		C ₆ H ₄ N ₂ O ₅	329-71-5	184.106	ye mcl pr or nd (w,lig)	105.6(0.2)				vs bz, eth
4395	2,6-Dinitrophenol		C ₆ H ₄ N ₂ O ₅	573-56-8	184.106	pa ye orth nd or lf (dil al)	62.4(0.8)				i H ₂ O; vs EtOH, eth; s bz, chl; sl ctc
4396	3,4-Dinitrophenol		C ₆ H ₄ N ₂ O ₅	577-71-9	184.106	tcl nd (w)	134.4(1)		1.672 ²⁵		vs bz, eth, EtOH
4397	2,4-Dinitrophenol, acetate		C ₈ H ₆ N ₂ O ₆	4232-27-3	226.143	cry (MeOH)	72.5				
4398	4-[(2,4-Dinitrophenyl)amino]-phenol		C ₁₂ H ₈ N ₂ O ₅	119-15-3	275.216	red lf	195.5				s alk
4399	2,4-Dinitro- <i>N</i> -phenylaniline		C ₁₂ H ₉ N ₃ O ₄	961-68-2	259.217	ye red nd (al)	159(2)				i H ₂ O; s EtOH, ace; sl eth, bz, DMSO
4400	2,4-Dinitrophenyl dimethylcarbamodithioate		C ₉ H ₉ N ₃ O ₄ S ₂	89-37-2	287.315		152.5		1.54 ²⁰		i H ₂ O; s EtOH, ace, bz
4401	(2,4-Dinitrophenyl)hydrazine		C ₆ H ₆ N ₄ O ₄	119-26-6	198.137	blsh-red (al)	201.6(0.4)				i H ₂ O; s EtOH; sl eth, bz, chl, DMSO
4402	1,1-Dinitropropane		C ₃ H ₆ N ₂ O ₄	601-76-3	134.091	liq	-42(1)	194(4)	1.2610 ²⁵	1.4339 ²⁰	s alk
4403	1,3-Dinitropropane		C ₃ H ₆ N ₂ O ₄	6125-21-9	134.091		-21.4(0.2)	103 ¹	1.353 ²⁶	1.4654 ²⁰	i H ₂ O; s eth
4404	2,2-Dinitropropane		C ₃ H ₆ N ₂ O ₄	595-49-3	134.091		52(2)	186.0(0.5)	1.30 ²⁵		sl H ₂ O
4405	2,2-Dinitro-1,3-propanediol		C ₃ H ₆ N ₂ O ₆	2736-80-3	166.089	wh pl (bz)	142				
4406	1,6-Dinitropyrene		C ₁₆ H ₈ N ₂ O ₄	42397-64-8	292.246		309(1)				
4407	1,8-Dinitropyrene		C ₁₆ H ₈ N ₂ O ₄	42397-65-9	292.246		299(1)				
4408	Dinitrosopentamethylenetetramine		C ₅ H ₁₀ N ₆ O ₂	101-25-7	186.172	cry (MeOH)	207				
4409	1,4-Dinitrosopiperazine		C ₄ H ₆ N ₄ O ₂	140-79-4	144.133	pa ye pl (w)	155.9(0.7)				vs EtOH
4410	4,4'-Dinitro-2,2'-stilbenedisulfonic acid		C ₁₄ H ₁₀ N ₂ O ₁₀ S ₂	128-42-7	430.366	cry (AcOH)	266				
4411	Dinobutyl	Dessin	C ₁₄ H ₁₈ N ₂ O ₇	973-21-7	326.302	ye cry (EtOH)	60				
4412	Dinocap		C ₁₈ H ₂₄ N ₂ O ₆	6119-92-2	364.393			136 ^{0.01}			
4413	Dinonyl adipate	Dinonyl hexanedioate	C ₂₆ H ₄₆ O ₄	151-32-6	398.620			205 ¹			
4414	Dinonyl ether		C ₁₈ H ₃₈ O	2456-27-1	270.494	liq	318	0.81	1.4356 ²⁰		
4415	Dinonyl phthalate		C ₂₆ H ₄₂ O ₄	84-76-4	418.609		413				
4416	Dinoseb	Phenol, 2-(1-methylpropyl)-4,6-dinitro-	C ₁₀ H ₁₂ N ₂ O ₅	88-85-7	240.212		43.3(0.5)		1.265 ⁴⁵		
4417	Diocetadecylamine	Distearylamine	C ₃₆ H ₇₅ N	112-99-2	521.988		72.9	268 ²			vs chl
4418	Diocetylamine	<i>N</i> -Octyl-1-octanamine	C ₁₆ H ₃₃ N	1120-48-5	241.456	nd	20(9)	307.7(0.6)	0.7963 ²⁶	1.4415 ²⁶	vs eth, EtOH
4419	Diocetyl ether		C ₁₆ H ₃₄ O	629-82-3	242.440	liq	-7.7(0.4)	289(3)	0.8063 ²⁰	1.4327 ²⁰	sl H ₂ O; s EtOH, eth, ctc



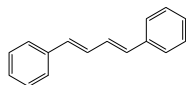
No.	Name	Synonym	Mol. Form.	CAS RN	Mol. Wt.	Physical Form	mp/°C	bp/°C	den g cm ⁻³	n _D	Solubility
4420	Diocetyl hexanedioate		C ₂₂ H ₄₂ O ₄	123-79-5	370.566		9.6	191 ²	0.922 ²⁵		
4421	Diocetyl maleate		C ₂₀ H ₃₆ O ₄	2915-53-9	340.498	liq		242 ^{0.002}	0.94 ²⁰	1.4539 ²⁰	
4422	Diocetyl phthalate		C ₂₄ H ₃₈ O ₄	117-84-0	390.557		25	220 ⁴			
4423	Diocetyl sebacate	Diocetyl decanedioate	C ₂₆ H ₅₀ O ₄	2432-87-3	426.673		18	218 ⁵	0.9074 ²⁵		s ctc
4424	Diocetyl sulfide	Octyl sulfide	C ₁₆ H ₃₄ S	2690-08-6	258.506			202 ²⁹	0.842 ²⁵	1.4610 ²⁰	
4425	Diocetyl terephthalate		C ₂₄ H ₃₈ O ₄	4654-26-6	390.557	cry		425	1.21 ⁶²		
4426	Dioscorine		C ₁₃ H ₁₉ NO ₂	3329-91-7	221.296	grn-ye pr (eth)	34				s H ₂ O, ace, chl, EtOH; sl eth, bz
4427	1,3-Dioxane	1,3-Dioxacyclohexane	C ₄ H ₆ O ₂	505-22-6	88.106	liq	-45	105(2)	1.0286 ²⁵	1.4165 ²⁰	msc H ₂ O, EtOH, eth, ace, bz
4428	1,4-Dioxane	1,4-Dioxacyclohexane	C ₄ H ₆ O ₂	123-91-1	88.106	col liq	11.75(0.06)	101.2(0.3)	1.0337 ²⁰	1.4224 ²⁰	msc H ₂ O, EtOH, eth, ace, bz; s ctc
4429	1,4-Dioxane-2,5-dione		C ₄ H ₄ O ₄	502-97-6	116.073	lf (al, al-chl)	83.0(0.1)				vs ace
4430	1,4-Dioxane-2,6-dione	Diglycollic anhydride	C ₄ H ₄ O ₄	4480-83-5	116.073	cry (bz)	92.5	240.5			
4431	Dioxathion		C ₁₂ H ₂₆ O ₆ P ₂ S ₄	78-34-2	456.538		-20		1.257 ²⁶		
4432	1,3-Dioxepane		C ₅ H ₁₀ O ₂	505-65-7	102.132						s chl
4433	1,3-Dioxolane	1,3-Dioxacyclopentane	C ₃ H ₆ O ₂	646-06-0	74.079	liq	-97.21(0.02)	75.3(0.1)	1.060 ²⁰	1.3974 ²⁰	msc H ₂ O; s EtOH, eth, ace
4434	1,3-Dioxol-2-one		C ₃ H ₂ O ₃	872-36-6	86.046	liq	22	178(6)	1.35 ²⁵		
4435	Dioxybenzone	(2-Hydroxy-4-methoxyphenyl)-(2-hydroxyphenyl)methanone	C ₁₄ H ₁₂ O ₄	131-53-3	244.243			172 ¹			
4436	Dioxypyramidon		C ₁₃ H ₁₇ N ₃ O ₃	519-65-3	263.292	pr	105.5	197 ²			s H ₂ O, EtOH
4437	Dipentaerythritol		C ₁₀ H ₂₆ O ₇	126-58-9	254.278	cry (w)	221		1.366 ¹⁵		s hot H ₂ O
4438	Dipentene	<i>p</i> -Menthadiene	C ₁₀ H ₁₆	7705-14-8	136.234	liq	-95.5	176(5)	0.8402 ²¹	1.4727 ²⁰	
4439	Dipentylamine	Diamylamine	C ₁₀ H ₂₃ N	2050-92-2	157.297			204(4)	0.7771 ²⁰	1.4272 ²⁰	sl H ₂ O; vs EtOH; msc eth; s ace
4440	Dipentyl <i>cis</i> -2-butenedioate	Dipentyl maleate	C ₁₄ H ₂₄ O ₄	10099-71-5	256.339	liq		161 ¹⁰	0.974 ²⁰		
4441	Dipentyl ether	Amyl ether	C ₁₀ H ₂₂ O	693-65-2	158.281	liq	-69.2(0.5)	187(2)	0.7833 ²⁰	1.4119 ²⁰	i H ₂ O; msc EtOH, eth; s chl
4442	2,6-Di- <i>tert</i> -pentyl-4-methylphenol	2,6-Bis(1,1-dimethylpropyl)-4-methylphenol	C ₁₇ H ₂₆ O	56103-67-4	248.403			283	0.931 ²⁵	1.4950 ²⁰	
4443	Di- <i>tert</i> -pentyl peroxide		C ₁₀ H ₂₂ O ₂	10508-09-5	174.281		-55	58 ¹⁴	0.808 ²⁰	1.4095 ²⁰	
4444	Dipentyl phthalate		C ₁₈ H ₂₆ O ₄	131-18-0	306.397			205 ¹¹			s ctc, CS ₂
4445	Dipentyl sulfide		C ₁₀ H ₂₂ S	872-10-6	174.347		-51.3	86 ^{3,7}	0.8407 ²⁰	1.4561 ²⁰	i H ₂ O; s eth
4446	Dipentyl sulfoxide		C ₁₀ H ₂₄ OS	1986-90-9	190.346		58	120 ¹			
4447	Diphenamid	Benzeneacetamide, <i>N,N</i> -dimethyl- <i>o</i> -phenyl-	C ₁₆ H ₁₇ NO	957-51-7	239.312		133(2)		1.17 ^{23,3}		
4448	Diphenidol	1,1-Diphenyl-4-piperidinyl-1-butanol	C ₂₁ H ₂₇ NO	972-02-1	309.445	nd (peth)	104.5				
4449	Diphenolic acid		C ₁₇ H ₁₆ O ₄	126-00-1	286.323	cry (w)	171.5				vs H ₂ O, ace, EtOH
4450	1,2-Diphenoxyethane	Ethylene glycol diphenyl ether	C ₁₄ H ₁₄ O ₂	104-66-5	214.260	lf (al)	98	182 ¹²			i H ₂ O; sl EtOH; s eth, chl
4451	<i>N,N</i> -Diphenylacetamide		C ₁₄ H ₁₃ NO	519-87-9	211.259	wh cry pow	101.4(0.6)	sub			sl H ₂ O, eth, chl; s EtOH
4452	Diphenylacetylene		C ₁₄ H ₁₀	501-65-5	178.229	mcl pr or pl (al)	62(2)	300	0.9657 ¹⁰⁰		i H ₂ O; sl EtOH, chl; vs eth
4453	2-(Diphenylacetyl)-1 <i>H</i> -indene-1,3(2 <i>H</i>)-dione	Diphenadione	C ₂₃ H ₁₆ O ₃	82-66-6	340.371	pa ye mcl (al)	146.5			1.670	vs ace, HOAc
4454	Diphenylamine	<i>N</i> -Phenylbenzenamine	C ₁₂ H ₁₁ N	122-39-4	169.222	mcl lf(dil al)	53.2(0.3)	305.1(1)	1.158 ²²		i H ₂ O; vs EtOH, ace; s eth; sl chl
4455	Diphenylamine-2,2'-dicarboxylic acid		C ₁₄ H ₁₁ NO ₄	579-92-0	257.242	ye cry (al)	296 dec				
4456	Diphenylamine-4-sulfonic acid, sodium salt	Sodium diphenylamine-4-sulfonate	C ₁₂ H ₁₀ NNaO ₃ S	6152-67-6	271.267	ye cry					
4457	9,10-Diphenylanthracene		C ₂₆ H ₁₈	1499-10-1	330.421			237.0(0.2)			
4458	Diphenylarsinous chloride	Chlorodiphenylarsine	C ₁₂ H ₁₀ AsCl	712-48-1	264.582	orth pl (peth)	44	337	1.4820 ¹⁶	1.6332 ⁵⁶	vs ace, bz, eth, EtOH
4459	<i>N,N'</i> -Diphenyl-1,4-benzenediamine	<i>N,N</i> -Diphenyl- <i>p</i> -phenylenediamine	C ₁₈ H ₁₆ N ₂	74-31-7	260.333		150	222 ^{9,5}			sl EtOH, eth, bz, chl; i acid
4460	α,α -Diphenylbenzeneethanol		C ₂₀ H ₁₈ O	4428-13-1	274.356	nd(bz-lig) pr (peth)	89.5	222 ¹¹			i H ₂ O; vs EtOH; sl eth, chl, peth
4461	α,α -Diphenylbenzenemethanethiol	Triphenylmethyl mercaptan	C ₁₉ H ₁₆ S	3695-77-0	276.395		105.8				



No.	Name	Synonym	Mol. Form.	CAS RN	Mol. Wt.	Physical Form	mp/°C	bp/°C	den g cm ⁻³	n _D	Solubility
4462	<i>N,N'</i> -Diphenyl-[1,1'-biphenyl]-4,4'-diamine	<i>N,N'</i> -Diphenylbenzidine	C ₂₆ H ₂₀ N ₂	531-91-9	336.429	lf or pl	247				i H ₂ O; sl EtOH, eth, bz; vs tol, HOAc
4463	<i>trans,trans</i> -1,4-Diphenyl-1,3-butadiene		C ₁₆ H ₁₄	538-81-8	206.282	lf (al, HOAc)	149(4)	352			vs bz, eth, EtOH, peth
4464	1,4-Diphenyl-1,3-butadiyne	Diphenyldiacetylene	C ₁₈ H ₁₀	886-66-8	202.250		85.9(0.5)				
4465	1,1-Diphenylbutane		C ₁₆ H ₁₈	719-79-9	210.314		27	287	0.9928 ²⁰	1.5664 ²⁰	i H ₂ O; s EtOH, eth, bz, chl
4466	1,2-Diphenylbutane		C ₁₆ H ₁₈	5223-59-6	210.314			291(9)	0.9673 ²⁰	1.5554 ²⁰	i H ₂ O; s EtOH, eth, bz, chl
4467	1,4-Diphenylbutane		C ₁₆ H ₁₈	1083-56-3	210.314		52.2(0.1)	316(3)	0.9880 ²⁰		i H ₂ O; s EtOH, eth, chl
4468	1,3-Diphenyl-1-butene		C ₁₆ H ₁₆	7614-93-9	208.298		47.5	311	0.9996 ²⁰	1.590 ¹⁵	
4469	<i>trans</i> -1,4-Diphenyl-2-buten-1,4-dione		C ₁₆ H ₁₂ O ₂	959-28-4	236.265	ye nd (al, bz)	111				sl EtOH; s bz, HOAc; vs chl; i lig
4470	1,3-Diphenyl-2-buten-1-one	Dypnone	C ₁₆ H ₁₄ O	495-45-4	222.281			342.5	1.1080 ¹⁵	1.6343 ²⁰	vs eth, EtOH
4471	Diphenylcarbamic chloride		C ₁₃ H ₁₀ ClNO	83-01-2	231.677	lf (al)	84.5				
4472	Diphenylcarbazone		C ₁₃ H ₁₂ N ₄ O	538-62-5	240.260	oran oran nd (bz) pr (al)	157 dec				i H ₂ O; vs EtOH, bz, chl
4473	<i>N,N'</i> -Diphenylcarbodiimide		C ₁₃ H ₁₀ N ₂	622-16-2	194.231		169	331			sl H ₂ O, EtOH, eth; s bz
4474	Diphenyl carbonate	Phenyl carbonate	C ₁₃ H ₁₀ O ₃	102-09-0	214.216	nd (al, bz)	78.9(0.3)	306	1.1215 ⁸⁷		i H ₂ O; s EtOH, eth, ctc, HOAc
4475	2,2'-Diphenylcarbamic dihydrazide	<i>sym</i> -Diphenylcarbazine	C ₁₃ H ₁₄ N ₄ O	140-22-7	242.276	cry (al + 1) cry (HOAc)	170	dec			sl H ₂ O, eth; s EtOH, ace, bz
4476	Diphenyl chlorophosphonate		C ₁₂ H ₁₀ ClO ₂ P	2524-64-3	268.632			314 ²⁷²	1.296 ²⁵	1.5500 ²⁰	s tfa
4477	Diphenyl diselenide	Phenyl diselenide	C ₁₂ H ₁₀ Se ₂	1666-13-3	312.13	ye nd	63.5	202 ¹¹	1.557 ⁸⁰	1.743 ²⁰	s EtOH, eth, xyl, MeOH
4478	Diphenyl disulfide	Phenyl disulfide	C ₁₂ H ₁₀ S ₂	882-33-7	218.337	nd(al) or orth	60.4(0.5)	310	1.353 ²⁰		i H ₂ O; s EtOH, eth, bz, CS ₂
4479	1,1-Diphenylethane		C ₁₄ H ₁₄	612-00-0	182.261	liq	-18.0(0.1)	285.8(0.2)	0.9997 ²⁰	1.5756 ²⁰	i H ₂ O; msc EtOH, eth; s bz
4480	1,2-Diphenylethane	Dibenzyl	C ₁₄ H ₁₄	103-29-7	182.261	mcl pr (MeOH)	51.18(0.06)	280(3)	0.9780 ²⁵	1.5476 ⁸⁰	i H ₂ O; s EtOH, eth, CS ₂
4481	<i>N,N'</i> -Diphenylethanediamide		C ₁₄ H ₁₂ N ₂ O ₂	620-81-5	240.257	lf (bz)	254	>360			vs bz
4482	<i>N,N'</i> -Diphenyl-1,2-ethanediamine	1,2-Dianilinoethane	C ₁₄ H ₁₆ N ₂	150-61-8	212.290	cry (dil al)	74	229 ¹²			i H ₂ O; s EtOH, eth; sl tfa
4483	1,2-Diphenyl-1,2-ethanediol, (<i>R,R'</i>)-(±)-		C ₁₄ H ₁₄ O ₂	655-48-1	214.260	nd (w,al),tab (eth)	122.5	>300			i H ₂ O, lig; vs EtOH, eth; s ace
4484	1,1-Diphenylethene		C ₁₄ H ₁₂	530-48-3	180.245		8.2(0.4)	277(17)	1.0232 ²⁰	1.6085 ²⁰	i H ₂ O; s eth, chl
4485	Diphenyl ether	Oxybisbenzene	C ₁₂ H ₁₀ O	101-84-8	170.206		26.865 (0.003)	258.0(0.1)	1.0661 ³⁰	1.5787 ²⁵	i H ₂ O; s EtOH, eth, bz, HOAc; sl chl
4486	Diphenyl 2-ethylhexyl phosphate		C ₂₀ H ₂₇ O ₄ P	1241-94-7	362.399			232 ⁵	1.090 ²⁵	1.510 ²⁵	
4487	<i>N,N'</i> -Diphenylformamide		C ₁₃ H ₁₁ NO	607-00-1	197.232	orth (dil al)	73.5	337.5			i H ₂ O; s EtOH, eth, bz; sl ctc
4488	2,5-Diphenylfuran		C ₁₆ H ₁₂ O	955-83-9	220.265	nd or lf (dil al)	91	344			i H ₂ O; vs EtOH, eth; s ace, bz
4489	<i>N,N'</i> -Diphenylguanidine	1,3-Diphenylguanidine	C ₁₃ H ₁₃ N ₃	102-06-7	211.262	mcl nd (al, to)	147(1)	170 dec	1.13 ²⁰		sl H ₂ O; s EtOH, ctc chl, tol; vs eth
4490	1,6-Diphenyl-1,3,5-hexatriene		C ₁₆ H ₁₆	1720-32-7	232.320	lf (ace)	202(4)				i H ₂ O, EtOH, eth, HOAc; s ace; sl bz, chl
4491	1,1-Diphenylhydrazine		C ₁₂ H ₁₂ N ₂	530-50-7	184.236	tab (lig)	50.5	220 ⁴⁰	1.190 ¹⁶		vs bz, eth, EtOH, chl
4492	1,2-Diphenylhydrazine	Hydrazobenzene	C ₁₂ H ₁₂ N ₂	122-66-7	184.236	tab (al-eth)	128.7(0.5)		1.158 ¹⁶		vs EtOH; sl bz, DMSO; i HOAc
4493	5,5-Diphenyl-4-imidazolidinone	Doxenitoin	C ₁₅ H ₁₄ N ₂ O	3254-93-1	238.284	pl (MeOH)	183				
4494	Diphenyl isophthalate		C ₂₀ H ₁₄ O ₄	744-45-6	318.323		138				s chl
4495	Diphenylketene	Diphenylethenone	C ₁₄ H ₁₀ O	525-06-4	194.228	red-ye liq		267.5	1.1107 ¹³	1.615 ¹⁴	
4496	Diphenyl maleate		C ₁₆ H ₁₂ O ₄	7242-17-3	268.264	pl (lig)	73	226 ¹⁵			vs ace, bz, eth, EtOH
4497	Diphenylmercury	Mercuriodibenzene	C ₁₂ H ₁₀ Hg	587-85-9	354.80			204 ¹⁰	2.318 ²⁵		i H ₂ O; sl EtOH, eth; s bz, chl
4498	Diphenylmethane		C ₁₃ H ₁₂	101-81-5	168.234	pr nd	25.22(0.02)	264.2(0.3)	1.001 ²⁶	1.5753 ²⁰	i H ₂ O; s EtOH, eth, chl



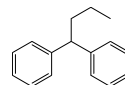
4462
N,N'-Diphenyl-[1,1'-biphenyl]-4,4'-diamine



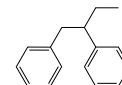
4463
trans,trans-1,4-Diphenyl-1,3-butadiene



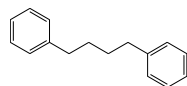
4464
1,4-Diphenyl-1,3-butadiyne



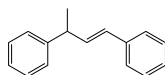
4465
1,1-Diphenylbutane



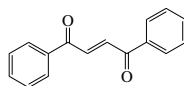
4466
1,2-Diphenylbutane



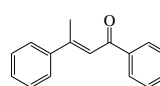
4467
1,4-Diphenylbutane



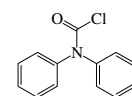
4468
1,3-Diphenyl-1-butene



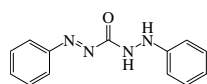
4469
trans-1,4-Diphenyl-2-butene-1,4-dione



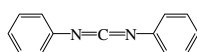
4470
1,3-Diphenyl-2-buten-1-one



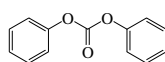
4471
Diphenylcarbamic chloride



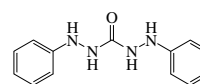
4472
Diphenylcarbazone



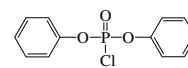
4473
N,N'-Diphenylcarbodiimide



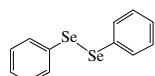
4474
Diphenyl carbonate



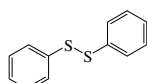
4475
2,2'-Diphenylcarbonic dihydrazide



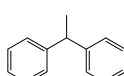
4476
Diphenyl chlorophosphate



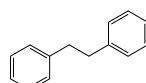
4477
Diphenyl diselenide



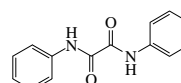
4478
Diphenyl disulfide



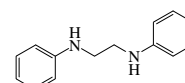
4479
1,1-Diphenylethane



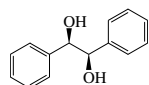
4480
1,2-Diphenylethane



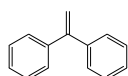
4481
N,N'-Diphenylethanediamic acid



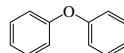
4482
N,N'-Diphenyl-1,2-ethanediamine



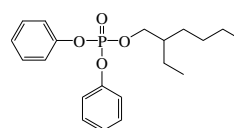
4483
1,2-Diphenyl-1,2-ethanediol, (*R*^{*},*R*^{*})-(±)-



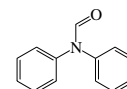
4484
1,1-Diphenylethene



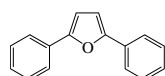
4485
Diphenyl ether



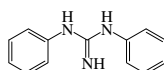
4486
Diphenyl 2-ethylhexyl phosphate



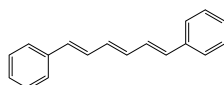
4487
N,N-Diphenylformamide



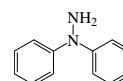
4488
2,5-Diphenylfuran



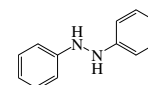
4489
N,N'-Diphenylguanidine



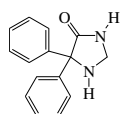
4490
1,6-Diphenyl-1,3,5-hexatriene



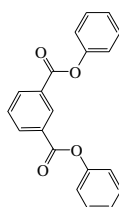
4491
1,1-Diphenylhydrazine



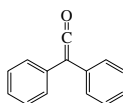
4492
1,2-Diphenylhydrazine



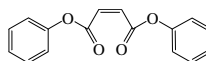
4493
5,5-Diphenyl-4-imidazolidinone



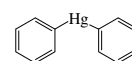
4494
Diphenyl isophthalate



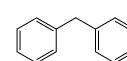
4495
Diphenylketene



4496
Diphenyl maleate

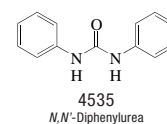
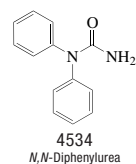
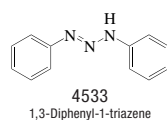
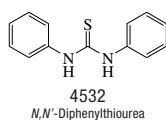
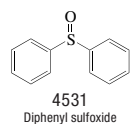
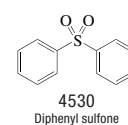
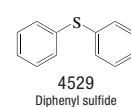
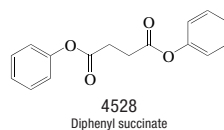
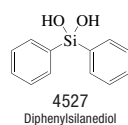
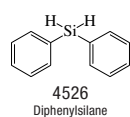
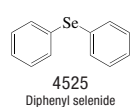
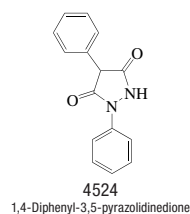
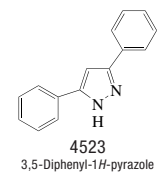
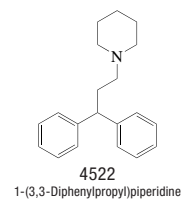
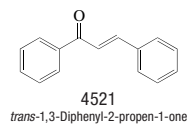
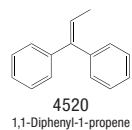
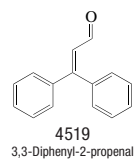
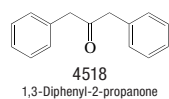
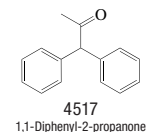
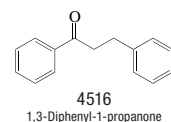
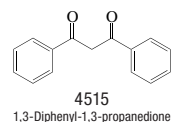
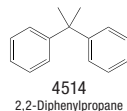
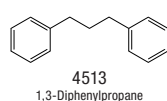
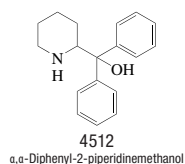
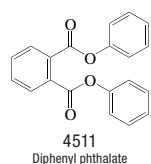
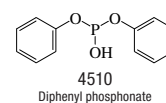
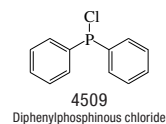
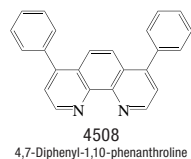
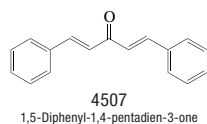
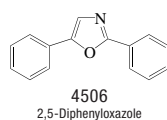
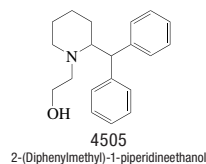
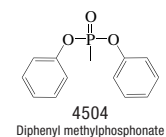
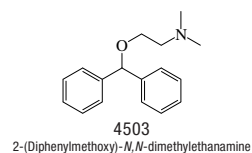
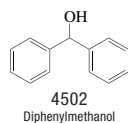
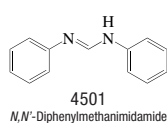
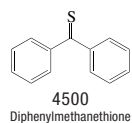
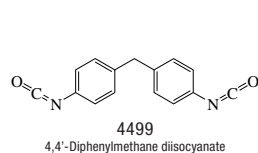


4497
Diphenylmercury

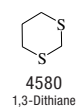
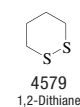
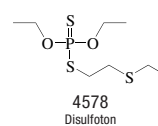
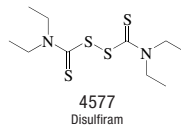
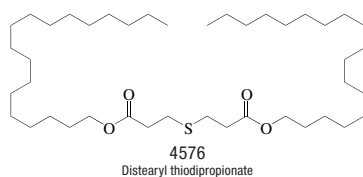
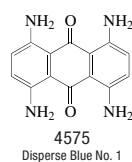
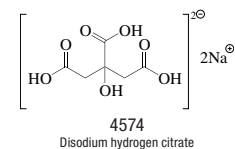
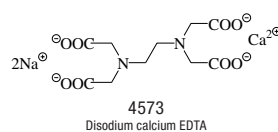
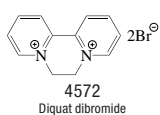
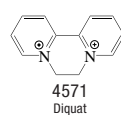
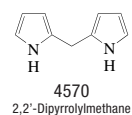
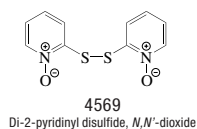
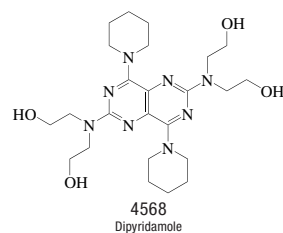
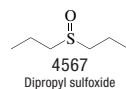
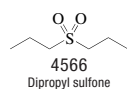
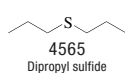
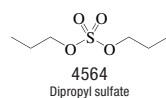
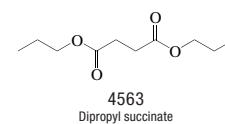
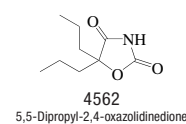
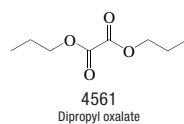
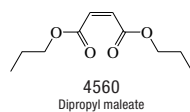
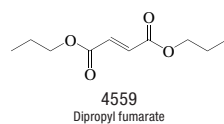
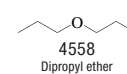
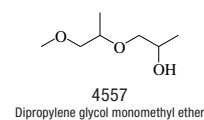
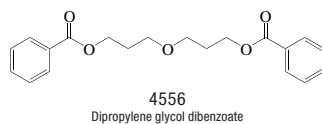
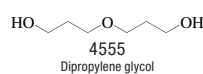
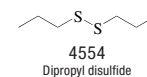
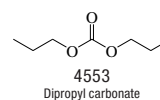
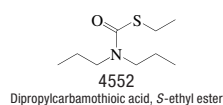
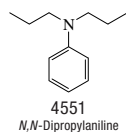
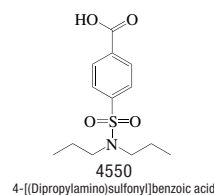
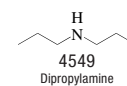
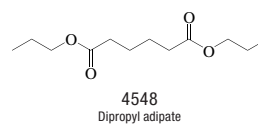
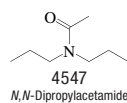
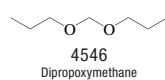
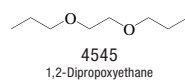
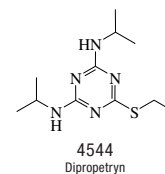
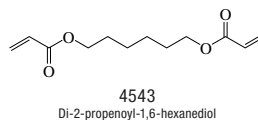
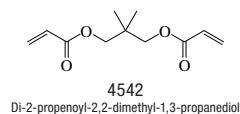
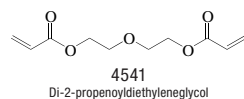
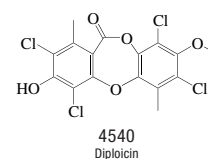
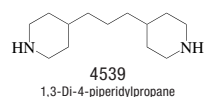
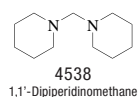
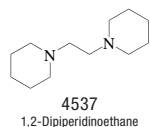
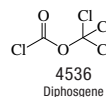


4498
Diphenylmethane

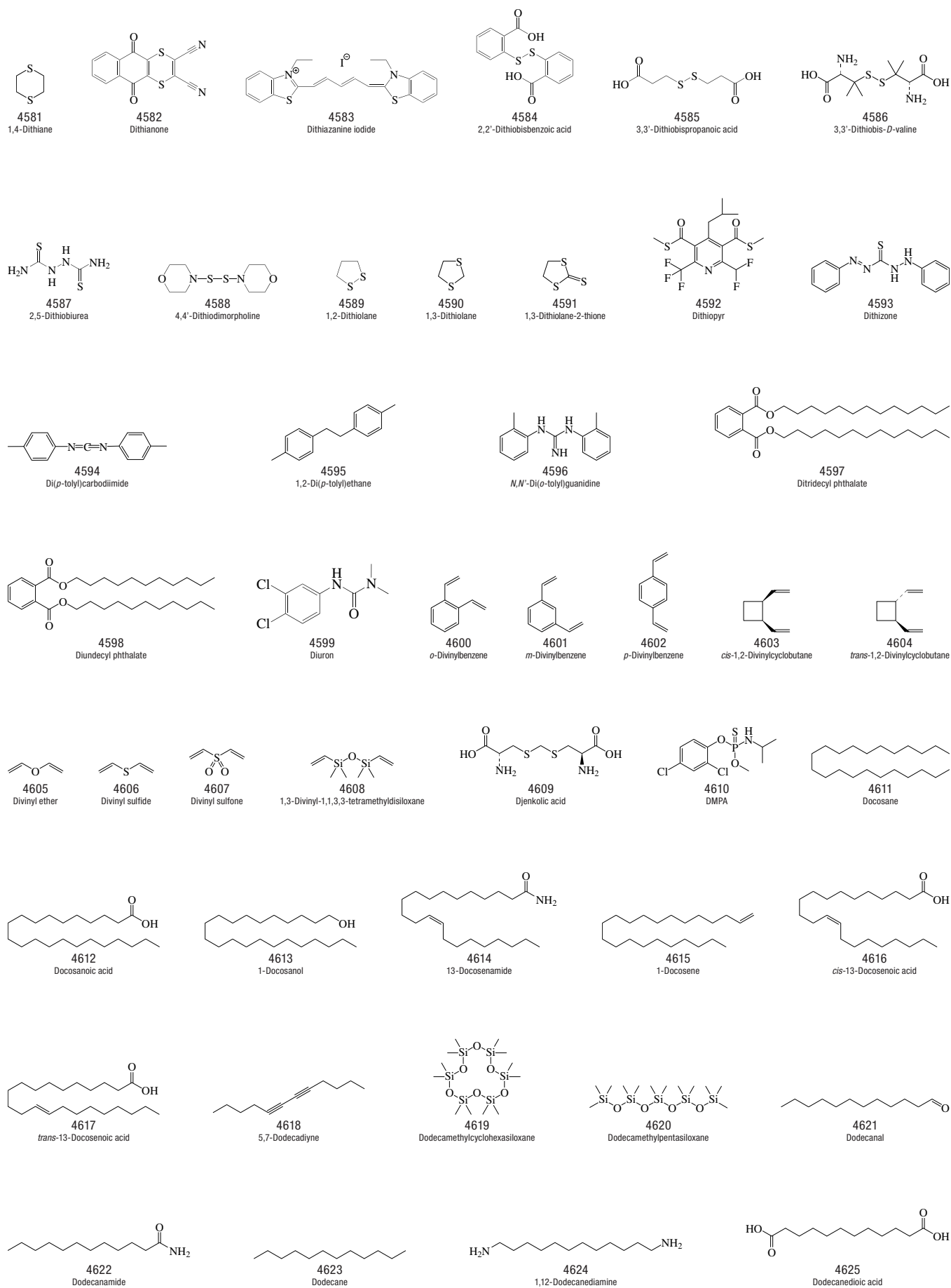
No.	Name	Synonym	Mol. Form.	CAS RN	Mol. Wt.	Physical Form	mp/°C	bp/°C	den g cm ⁻³	n _D	Solubility
4499	4,4'-Diphenylmethane diisocyanate	Methylene diphenyl diisocyanate	C ₁₅ H ₁₀ N ₂ O ₂	101-68-8	250.252		40.41(0.01)	196 ⁵	1.197 ⁷⁰	1.5906 ⁵⁰	s ace, bz, PhNO ₂
4500	Diphenylmethanethione		C ₁₃ H ₁₀ S	1450-31-3	198.283		53.5	174 ¹⁴			sl EtOH, eth, peth; vs bz, chl
4501	<i>N,N'</i> -Diphenylmethanimidamide		C ₁₃ H ₁₂ N ₂	622-15-1	196.247	nd (al)	142	>250			sl H ₂ O, peth; s EtOH, ace, bz; vs eth
4502	Diphenylmethanol	Benzohydrol	C ₁₃ H ₁₂ O	91-01-0	184.233	nd (lig)	65(1)	302(6)			sl H ₂ O; vs EtOH, eth, ctc, chl; s HOAc
4503	2-(Diphenylmethoxy)- <i>N,N</i> -dimethylethanamine	Diphenhydramine	C ₁₇ H ₂₁ NO	58-73-1	255.355	oil		165 ³			
4504	Diphenyl methylphosphonate		C ₁₃ H ₁₃ O ₃ P	7526-26-3	248.214		35	205 ¹³	1.2051 ²⁰		i H ₂ O
4505	2-(Diphenylmethyl)-1-piperidineethanol	Diphemethoxidine	C ₂₀ H ₂₅ NO	13862-07-2	295.419		106.5	180 ^{0.1}			
4506	2,5-Diphenyloxazole		C ₁₅ H ₁₁ NO	92-71-7	221.254	nd (lig)	71(3)	360	1.0940 ¹⁰⁰	1.6231 ¹⁰⁰	i H ₂ O; vs EtOH, eth; sl chl
4507	1,5-Diphenyl-1,4-pentadien-3-one	Dibenzalacetone	C ₁₇ H ₁₄ O	538-58-9	234.292	pl or lf (ace, AcOEt)	113 dec	dec			i H ₂ O; sl EtOH, eth; s ace, chl
4508	4,7-Diphenyl-1,10-phenanthroline		C ₂₄ H ₁₆ N ₂	1662-01-7	332.397		220 dec				
4509	Diphenylphosphinous chloride	Chlorodiphenylphosphine	C ₁₂ H ₁₀ ClP	1079-66-9	220.634	hyg ye liq		320	1.229	1.6360 ²⁰	
4510	Diphenyl phosphonate		C ₁₂ H ₁₀ O ₃ P	4712-55-4	234.187		12	218 ²⁶	1.223 ²⁵	1.5575 ²⁰	
4511	Diphenyl phthalate	Phenyl phthalate	C ₂₀ H ₁₄ O ₄	84-62-8	318.323	pr (al, lig)	73	253 ¹⁴			i H ₂ O; sl EtOH, eth, ctc
4512	α,α-Diphenyl-2-piperidinemethanol	Pipradrol	C ₁₈ H ₂₁ NO	467-60-7	267.366	cry (hx)	97.5				
4513	1,3-Diphenylpropane		C ₁₅ H ₁₆	1081-75-0	196.288	liq	6	300	1.007 ²⁰	1.5760 ²⁰	
4514	2,2-Diphenylpropane		C ₁₅ H ₁₆	778-22-3	196.288		29.1(0.3)	281(6)	0.9980 ²⁰		
4515	1,3-Diphenyl-1,3-propanedi-one	Dibenzoylmethane	C ₁₅ H ₁₂ O ₂	120-46-7	224.255		77(3)				s EtOH, eth, chl, dil NaOH
4516	1,3-Diphenyl-1-propanone	Phenethyl phenyl ketone	C ₁₅ H ₁₄ O	1083-30-3	210.271	lf (EtOH)	72.5	360			
4517	1,1-Diphenyl-2-propanone	1,1-Diphenylacetone	C ₁₅ H ₁₄ O	781-35-1	210.271		46	307	1.5361 ¹⁶		s EtOH, eth, bz, chl, lig
4518	1,3-Diphenyl-2-propanone	Dibenzyl ketone	C ₁₅ H ₁₄ O	102-04-5	210.271	cry (al, peth)	34(1)	329(14)	1.195 ⁹		i H ₂ O; s EtOH, eth, peth
4519	3,3-Diphenyl-2-propenal	β-Phenylcinnamaldehyde	C ₁₅ H ₁₂ O	1210-39-5	208.255	pa ye pr (lig)	44.8	205 ¹⁴			
4520	1,1-Diphenyl-1-propene		C ₁₅ H ₁₄	778-66-5	194.272		49(5)	289(6)	1.0250 ²⁰	1.5880 ²⁰	i H ₂ O; s EtOH, bz
4521	<i>trans</i> -1,3-Diphenyl-2-propen-1-one	Chalcone	C ₁₅ H ₁₂ O	614-47-1	208.255	pa ye lf, pr, nd (peth)	56(4)	346 dec	1.0712 ⁶²		i H ₂ O; sl EtOH; s eth, bz, chl, CS ₂
4522	1-(3,3-Diphenylpropyl)-piperidine	Fenpiprane	C ₂₀ H ₂₅ N	3540-95-2	279.420		41.5	215 ⁸			
4523	3,5-Diphenyl-1 <i>H</i> -pyrazole		C ₁₅ H ₁₂ N ₂	1145-01-3	220.269	cry (al)	200				
4524	1,4-Diphenyl-3,5-pyrazolidinedione	Phenopyrazone	C ₁₅ H ₁₂ N ₂ O ₂	3426-01-5	252.268	cry (EtOAc, Diox)	233.5				
4525	Diphenyl selenide		C ₁₂ H ₁₀ Se	1132-39-4	233.17	ye nd (bz)	1.3	301.5	1.351 ²⁰	1.5500 ²⁰	i H ₂ O; msc EtOH, eth; s bz, xyl
4526	Diphenylsilane		C ₁₂ H ₁₂ Si	775-12-2	184.309			134 ¹⁶	0.9969 ²⁰	1.5800 ²⁰	s ctc, CS ₂
4527	Diphenylsilanediol		C ₁₂ H ₁₂ O ₂ Si	947-42-2	216.308						sl DMSO
4528	Diphenyl succinate		C ₁₆ H ₁₄ O ₄	621-14-7	270.280	lf (al)	121	330			i H ₂ O; s EtOH, eth, ace, bz
4529	Diphenyl sulfide	Phenyl sulfide	C ₁₂ H ₁₀ S	139-66-2	186.272	liq	-15.35(0.05)	294.2(0.5)	1.1136 ²⁰	1.6334 ²⁰	i H ₂ O; s EtOH, ctc; msc eth, bz, CS ₂
4530	Diphenyl sulfone		C ₁₂ H ₁₀ O ₂ S	127-63-9	218.271	mcl pr(bz), pl(al)	127(3)	379	1.252 ²⁰		i H ₂ O; s EtOH, eth, bz
4531	Diphenyl sulfoxide		C ₁₂ H ₁₀ OS	945-51-7	202.271	pr(lig)	70.2(0.2)	340 ¹⁶			vs EtOH, eth, bz, HOAc; sl chl; i peth
4532	<i>N,N'</i> -Diphenylthiourea	<i>sym</i> -Diphenylthiourea	C ₁₃ H ₁₂ N ₂ S	102-08-9	228.312		153(1)		1.32 ²⁵		sl H ₂ O; vs EtOH, eth, chl, oils
4533	1,3-Diphenyl-1-triazene	Diazoaminobenzene	C ₁₂ H ₁₁ N ₃	136-35-6	197.235	ye lf or pr (al)	98				i H ₂ O; vs EtOH, eth, bz, py
4534	<i>N,N</i> -Diphenylurea		C ₁₃ H ₁₂ N ₂ O	603-54-3	212.246	tab (al)	189	dec	1.276 ²⁵		sl H ₂ O; s EtOH, eth, chl
4535	<i>N,N'</i> -Diphenylurea	Carbanilide	C ₁₃ H ₁₂ N ₂ O	102-07-8	212.246	orth pr (al)	236(3)	260 dec	1.239 ²⁵		sl H ₂ O, EtOH; s eth, py, HOAc; i bz



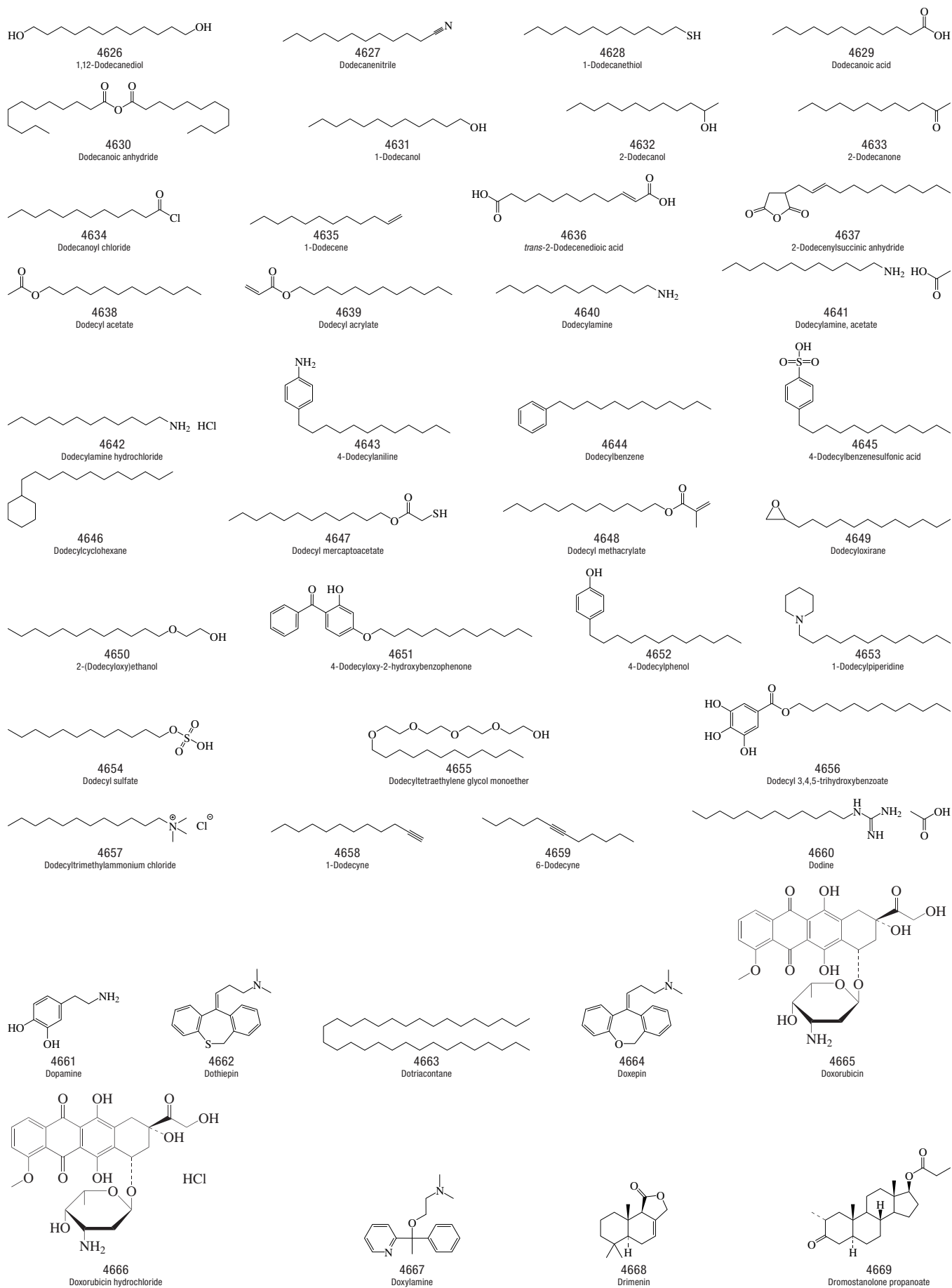
No.	Name	Synonym	Mol. Form.	CAS RN	Mol. Wt.	Physical Form	mp/°C	bp/°C	den g cm ⁻³	n _D	Solubility
4536	Diphosgene	Carbonochloridic acid, trichloromethyl ester	C ₂ Cl ₄ O ₂	503-38-8	197.832	liq	-57	128	1.6525 ¹⁴	1.4566 ²²	vs eth, EtOH
4537	1,2-Dipiperidinoethane		C ₁₂ H ₂₄ N ₂	1932-04-3	196.332	liq	-0.5	265	0.9160 ²⁵	1.4853 ²⁵	
4538	1,1'-Dipiperidinomethane	1,1'-Methylenedipiperidine	C ₁₁ H ₂₂ N ₂	880-09-1	182.306			230	0.9269 ²⁰	1.4820 ²⁰	
4539	1,3-Di-4-piperidylpropane	4,4'-Trimethylenedipiperidine	C ₁₃ H ₂₆ N ₂	16898-52-5	210.358		67.1	329			vs H ₂ O
4540	Diploicin		C ₁₈ H ₁₈ Cl ₄ O ₅	527-93-5	424.059		232				
4541	Di-2-propenoyldiethyleneglycol		C ₁₀ H ₁₄ O ₅	4074-88-8	214.215			200	1.1110 ²⁵	1.4595 ²⁵	
4542	Di-2-propenoyl-2,2-dimethyl-1,3-propanediol	2-Propenoic acid, 2,2-dimethyl-1,3-propanediyl ester	C ₁₁ H ₁₆ O ₄	2223-82-7	212.243					1.4542 ²⁵	
4543	Di-2-propenoyl-1,6-hexanediol	2-Propenoic acid, 1,6-hexanediyl ester	C ₁₂ H ₁₈ O ₄	13048-33-4	226.269				1.010 ²⁵		
4544	Dipropetryn	6-(Ethylthio)- <i>N,N</i> -diisopropyl-1,3,5-triazine-2,4-diamine	C ₁₁ H ₂₁ N ₅ S	4147-51-7	255.384		105.0(0.5)				
4545	1,2-Dipropoxyethane		C ₈ H ₁₈ O ₂	18854-56-3	146.228	liq		161(13)	0.8312 ²⁵	1.4013 ²⁵	
4546	Dipropoxymethane	Formaldehyde, dipropyl acetal	C ₇ H ₁₆ O ₂	505-84-0	132.201	liq	-97.3	140.5	0.8345 ²⁰	1.3939 ¹⁹	vs ace, bz, eth, EtOH
4547	<i>N,N</i> -Dipropylacetamide		C ₈ H ₁₇ NO	1116-24-1	143.227			227(13)	0.8992 ¹⁷	1.4419 ¹⁷	vs EtOH
4548	Dipropyl adipate	Dipropyl hexanedioate	C ₁₂ H ₂₂ O ₄	106-19-4	230.301		-15.7	151 ¹¹	0.9790 ²⁰	1.4314 ²⁰	vs eth, EtOH, chl
4549	Dipropylamine	<i>N</i> -Propyl-1-propanamine	C ₆ H ₁₅ N	142-84-7	101.190	liq	-63	107.5(0.9)	0.7400 ²⁰	1.4050 ²⁰	s H ₂ O, EtOH; msc eth; vs ace, bz
4550	4-[(Dipropylamino)sulfonyl]-benzoic acid	Probenecid	C ₁₃ H ₁₉ NO ₄ S	57-66-9	285.360		195				
4551	<i>N,N</i> -Dipropylaniline		C ₁₂ H ₁₉ N	2217-07-4	177.286	ye lf		241(4)	0.9104 ²⁰	1.5271 ²⁰	i H ₂ O; s EtOH, eth, ace, bz; sl ctc
4552	Dipropylcarbamothioic acid, <i>S</i> -ethyl ester	EPTC	C ₉ H ₁₉ NOS	759-94-4	189.318			127 ²⁰	0.9546 ³⁰		
4553	Dipropyl carbonate		C ₇ H ₁₄ O ₃	623-96-1	146.184			166(4)	0.9435 ²⁰	1.4008 ²⁰	sl H ₂ O; msc EtOH, eth
4554	Dipropyl disulfide		C ₆ H ₁₄ S ₂	629-19-6	150.305	liq	-85.4(0.1)	196(1)	0.9599 ²⁰	1.4981 ²⁰	
4555	Dipropylene glycol		C ₆ H ₁₄ O ₃	25265-71-8	134.173			231(2)	1.0206 ²⁰		msc H ₂ O; s EtOH
4556	Dipropylene glycol dibenzoate		C ₂₆ H ₂₆ O ₅	27138-31-4	342.386			197 ¹			
4557	Dipropylene glycol monomethyl ether	1-(2-Methoxyisopropoxy)-2-propanol	C ₇ H ₁₆ O ₃	34590-94-8	148.200	liq	-80	203(14)	0.95	1.4190 ²⁰	
4558	Dipropyl ether	Propyl ether	C ₆ H ₁₄ O	111-43-3	102.174	liq	-114.8(0.4)	90.1(0.3)	0.7466 ²⁰	1.3809 ²⁰	sl H ₂ O; vs eth, EtOH
4559	Dipropyl fumarate		C ₁₀ H ₁₆ O ₄	14595-35-8	200.232			110 ⁵	1.0129 ²⁰	1.4435 ²⁰	s EtOH, eth
4560	Dipropyl maleate		C ₁₀ H ₁₆ O ₄	2432-63-5	200.232			126 ¹²	1.0245 ²⁰	1.4434 ²⁰	i H ₂ O; s EtOH, eth, ace, bz
4561	Dipropyl oxalate		C ₈ H ₁₄ O ₄	615-98-5	174.195	liq	-44.3	212(3)	1.0188 ²⁰	1.4158 ²⁰	sl H ₂ O; msc EtOH; s eth
4562	5,5-Dipropyl-2,4-oxazolidine-dione		C ₉ H ₁₅ NO ₃	512-12-9	185.220		42.5	149 ³			
4563	Dipropyl succinate		C ₁₀ H ₁₈ O ₄	925-15-5	202.248	liq	-5.9	248(7)	1.0020 ²⁰	1.4250 ²⁰	vs ace, bz, eth
4564	Dipropyl sulfate		C ₆ H ₁₄ O ₄ S	598-05-0	182.238			120 ²⁰	1.1064 ²⁰	1.4135 ²⁰	vs peth
4565	Dipropyl sulfide		C ₆ H ₁₄ S	111-47-7	118.240	liq	-102.68(0.04)	142.8(0.8)	0.814 ¹⁷	1.4487 ²⁰	i H ₂ O; s EtOH, eth
4566	Dipropyl sulfone		C ₆ H ₁₄ O ₂ S	598-03-8	150.239	cry	28(2)		1.0278 ⁵⁰	1.4456 ³⁰	sl H ₂ O; s EtOH, eth
4567	Dipropyl sulfoxide		C ₆ H ₁₄ OS	4253-91-2	134.239	nd	25(1)	80 ²	0.9654 ²⁰	1.4663 ²⁰	vs eth, EtOH
4568	Dipyridamole		C ₂₄ H ₄₀ N ₆ O ₄	58-32-2	504.627		163				
4569	Di-2-pyridinyl disulfide, <i>N,N'</i> -dioxide	Dipyrithione	C ₁₀ H ₈ N ₂ O ₂ S ₂	3696-28-4	252.313	cry (MeOH)	205				
4570	2,2'-Dipyrrolylmethane		C ₉ H ₁₀ N ₂	21211-65-4	146.188	lf or nd (al)	73	164 ¹²			vs bz, eth, EtOH
4571	Diquat		C ₁₂ H ₁₂ N ₂	2764-72-9	184.236	Cation					
4572	Diquat dibromide		C ₁₂ H ₁₂ Br ₂ N ₂	85-00-7	344.044		337		1.24 ²⁰		
4573	Disodium calcium EDTA	Edetate calcium disodium	C ₁₀ H ₁₂ CaN ₂ Na ₂ O ₈	62-33-9	374.268	pow					s H ₂ O
4574	Disodium hydrogen citrate	Sodium acid citrate	C ₆ H ₆ Na ₂ O ₇	144-33-2	236.088	wh pow (w)	149 dec				vs H ₂ O
4575	Disperse Blue No. 1	1,4,5,8-Tetraamino-9,10-anthracenedione	C ₁₄ H ₁₂ N ₄ O ₂	2475-45-8	268.271	red-br nd	331				
4576	Distearyl thiodipropionate	Diocetadecyl thiobispropanoate	C ₄₂ H ₈₂ O ₄ S	693-36-7	683.163	cry	61				
4577	Disulfiram		C ₁₀ H ₂₀ N ₂ S ₄	97-77-8	296.539		71.5	117 ¹⁷			i H ₂ O; s EtOH; sl eth; vs chl
4578	Disulfoton		C ₈ H ₁₈ O ₂ PS ₃	298-04-4	274.405		-25	108 ^{0.01}	1.144 ²⁰		
4579	1,2-Dithiane		C ₄ H ₆ S ₂	505-20-4	120.237	nd	32.5	80 ¹⁴		1.5981 ²⁵	s eth, bz, chl
4580	1,3-Dithiane		C ₄ H ₆ S ₂	505-23-7	120.237		54.0(0.3)	89 ¹⁴		1.5981 ²⁵	vs bz, eth, chl



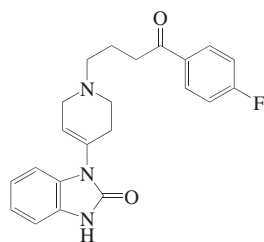
No.	Name	Synonym	Mol. Form.	CAS RN	Mol. Wt.	Physical Form	mp/°C	bp/°C	den g cm ⁻³	<i>n</i> _D	Solubility
4581	1,4-Dithiane		C ₄ H ₆ S ₂	505-29-3	120.237	mcl pr	111.4(0.3)	199.5			sl H ₂ O; s EtOH, eth, ctc, CS ₂ , HOAc
4582	Dithianone		C ₁₄ H ₁₄ N ₂ O ₂ S ₂	3347-22-6	296.324	nd (ace)	220				
4583	Dithiazanine iodide		C ₂₃ H ₂₃ N ₂ S ₂	514-73-8	518.476	grn nd (MeOH)	248 dec				i H ₂ O
4584	2,2'-Dithiobisbenzoic acid	Diphenyl disulfide-2,2'-dicarboxylic acid	C ₁₄ H ₁₀ O ₄ S ₂	119-80-2	306.357		289.5				i H ₂ O; s EtOH, eth
4585	3,3'-Dithiobispropanoic acid		C ₈ H ₁₀ O ₄ S ₂	1119-62-6	210.271		156(3)				
4586	3,3'-Dithiobis- <i>D</i> -valine		C ₁₀ H ₂₀ N ₂ O ₄ S ₂	20902-45-8	296.407		204.5				
4587	2,5-Dithiobiurea	1,2-Hydrazinedicarbothioamide	C ₂ H ₆ N ₄ S ₂	142-46-1	150.226	nd (w)	214				
4588	4,4'-Dithiodimorpholine		C ₈ H ₁₂ N ₂ O ₂ S ₂	103-34-4	236.355		124.5				s chl
4589	1,2-Dithiolane		C ₃ H ₆ S ₂	557-22-2	106.210		77	90 ²⁷			
4590	1,3-Dithiolane	1,3-Dithiacyclopentane	C ₃ H ₆ S ₂	4829-04-3	106.210	liq	-50	175	1.259 ¹⁷	1.5975 ¹⁵	s EtOH, eth, xyl
4591	1,3-Dithiolane-2-thione		C ₃ H ₄ S ₃	822-38-8	136.259		35	307			
4592	Dithiopyr		C ₁₅ H ₁₆ F ₆ NO ₂ S ₂	97886-45-8	401.416		65				
4593	Dithizone		C ₁₃ H ₁₂ N ₄ S	60-10-6	256.326	bl-blk (chl-al)	167 dec				i H ₂ O; sl EtOH, eth; s chl, alk
4594	Di(<i>p</i> -tolyl)carbodiimide		C ₁₅ H ₁₄ N ₂	726-42-1	222.285		58.5	221 ²⁰	1.1500 ²⁰		
4595	1,2-Di(<i>p</i> -tolyl)ethane	1,2-Bis(<i>p</i> -tolyl)ethane	C ₁₆ H ₁₈	538-39-6	210.314	lf (al)	81.8(0.5)	178 ¹⁸			i H ₂ O; sl EtOH; s bz, peth
4596	<i>N,N'</i> -Di(<i>o</i> -tolyl)guanidine		C ₁₅ H ₁₇ N ₃	97-39-2	239.316	cry (dil al)	179		1.10 ²⁰		sl H ₂ O, tfa, EtOH; vs eth; s chl
4597	Ditridecyl phthalate		C ₃₄ H ₅₈ O ₄	119-06-2	530.823	liq		285 ^{3.5}	0.952 ²⁵		
4598	Diundecyl phthalate		C ₃₀ H ₅₀ O ₄	3648-20-2	474.716	cry (EtOH)	35.5	438(25)			
4599	Diuron		C ₈ H ₁₀ Cl ₂ N ₂ O	330-54-1	233.093		157(1)				
4600	<i>o</i> -Divinylbenzene	1,2-Divinylbenzene	C ₁₀ H ₈	91-14-5	130.186			82 ¹⁴	0.9325 ²²	1.5767 ²⁰	s ace, bz
4601	<i>m</i> -Divinylbenzene	1,3-Divinylbenzene	C ₁₀ H ₈	108-57-6	130.186		-52.2(0.2)	121 ⁷⁶	0.9294 ²⁰	1.5760 ²⁰	s ace, bz
4602	<i>p</i> -Divinylbenzene	1,4-Divinylbenzene	C ₁₀ H ₈	105-06-6	130.186		30(2)	95 ¹⁸	0.913 ⁴⁰	1.5835 ²⁵	s ace, bz
4603	<i>cis</i> -1,2-Divinylicyclobutane		C ₈ H ₁₂	16177-46-1	108.181			38 ³⁸	0.8010 ²⁰	1.4563 ²⁰	
4604	<i>trans</i> -1,2-Divinylicyclobutane		C ₈ H ₁₂	6553-48-6	108.181			112.5	0.7817 ²⁰	1.4451 ²⁰	
4605	Divinyl ether		C ₄ H ₆ O	109-93-3	70.090	vol liq or gas	-101(1)	28(3)	0.773 ²⁰	1.3989 ²⁰	i H ₂ O; msc EtOH, eth, ace, chl
4606	Divinyl sulfide	Vinyl sulfide	C ₄ H ₆ S	627-51-0	86.156		20	84(4)	0.9174 ¹⁵		sl H ₂ O; s ace; msc EtOH, eth
4607	Divinyl sulfone	Vinyl sulfone	C ₄ H ₆ O ₂ S	77-77-0	118.155	liq	-26	234.5	1.177 ²⁵	1.4765 ²⁰	
4608	1,3-Divinyl-1,1,3,3-tetramethyldisiloxane		C ₈ H ₁₈ OSi ₂	2627-95-4	186.399	liq	-99.7	39	0.811 ²⁰	1.4123 ²⁰	
4609	Djenkolic acid		C ₇ H ₁₄ N ₂ O ₂ S ₂	498-59-9	254.327	nd(w)	≈325 dec				
4610	DMPA		C ₁₀ H ₁₄ Cl ₂ NO ₂ PS	299-85-4	314.169	solid	51.8(0.3)	150 ²			sl H ₂ O; vs bz, ctc, ace
4611	Docosane		C ₂₂ H ₄₆	629-97-0	310.600	pl(to), cry (eth)	43.8(0.3)	369(5)	0.7944 ²⁰	1.4455 ²⁰	i H ₂ O; s EtOH, chl; vs eth
4612	Docosanoic acid	Behenic acid	C ₂₂ H ₄₄ O ₂	112-85-6	340.583	nd	80.6(0.1)	306 ⁹⁰	0.8223 ⁹⁰	1.4270 ¹⁰⁰	sl H ₂ O, EtOH, eth
4613	1-Docosanol		C ₂₂ H ₄₆ O	661-19-8	326.599	cry (ace, chl)	71(1)	180 ^{9.22}			sl H ₂ O, eth; vs EtOH, MeOH; s chl
4614	13-Docosenamide	Erucamide	C ₂₂ H ₄₃ NO	112-84-5	337.582	cry	94		0.794 ²⁵		
4615	1-Docosene		C ₂₂ H ₄₄	1599-67-3	308.584		38	367	0.794 ²⁵		
4616	<i>cis</i> -13-Docosenoic acid	Erucic acid	C ₂₂ H ₄₂ O ₂	112-86-7	338.567	nd (al)	33.0(0.5)	265 ¹⁵	0.860 ⁵⁵	1.4758 ²⁰	i H ₂ O; s EtOH, ctc; vs eth, MeOH
4617	<i>trans</i> -13-Docosenoic acid	Brassicic acid	C ₂₂ H ₄₂ O ₂	506-33-2	338.567	pl (al)	61.9	282 ³⁰	0.8585 ⁵⁷	1.4347 ¹⁰⁰	
4618	5,7-Dodecadiyne	Dibutylbutadiyne	C ₁₂ H ₁₈	1120-29-2	162.271			103 ⁸			
4619	Dodecamethylcyclotrihexasiloxane		C ₁₂ H ₃₆ O ₃ Si ₆	540-97-6	444.923	liq	-4.2(0.2)	245.0(0.2)	0.9672 ²⁵	1.4015 ²⁰	i H ₂ O
4620	Dodecamethylpentasiloxane		C ₁₂ H ₃₆ O ₅ Si ₅	141-63-9	384.840	liq	-80	229.9(0.1)	0.8755 ²⁰	1.3925 ²⁰	s ctc, CS ₂
4621	Dodecanal	Lauraldehyde	C ₁₂ H ₂₄ O	112-54-9	184.318	lf	44(4)	185 ¹⁰⁰	0.8352 ¹⁵	1.435 ²²	i H ₂ O; sl EtOH; s eth
4622	Dodecanamide		C ₁₂ H ₂₅ NO	1120-16-7	199.333	nd	101(2)	199 ¹²		1.4287 ¹¹⁰	i H ₂ O; s EtOH, ace, ctc; sl eth, bz
4623	Dodecane		C ₁₂ H ₂₆	112-40-3	170.334	liq	-9.55(0.02)	216.3(0.2)	0.7495 ²⁰	1.4210 ²⁰	i H ₂ O; vs EtOH, eth, ace, ctc, chl
4624	1,12-Dodecanediamine		C ₁₂ H ₂₈ N ₂	2783-17-7	200.363		68(1)	135 ³			
4625	Dodecanedioic acid		C ₁₂ H ₂₂ O ₄	693-23-2	230.301		126.6(0.8)	222 ²⁵	1.15 ²⁵		s tfa



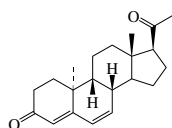
No.	Name	Synonym	Mol. Form.	CAS RN	Mol. Wt.	Physical Form	mp/°C	bp/°C	den g cm ⁻³	n _D	Solubility
4626	1,12-Dodecanediol		C ₁₂ H ₂₆ O ₂	5675-51-4	202.333	cry (bz, dil al)	81.3	189 ¹²			s tfa
4627	Dodecanenitrile	Lauronitrile	C ₁₂ H ₂₃ N	2437-25-4	181.318		4.0(0.2)	276.1(0.5)	0.8240 ²⁰	1.4361 ²⁰	i H ₂ O; msc EtOH, eth, ace, bz, chl
4628	1-Dodecanethiol		C ₁₂ H ₂₆ S	112-55-0	202.399	liq	-6.7	277(3)	0.844 ²⁰	1.4589 ²⁰	i H ₂ O; s EtOH, eth, chl
4629	Dodecanoic acid	Lauric acid	C ₁₂ H ₂₄ O ₂	143-07-7	200.318	nd (al)	43.82(0.02)	225 ¹⁰⁰	0.8679 ⁵⁰	1.4183 ⁸²	i H ₂ O; vs EtOH, eth; s ace; msc bz
4630	Dodecanoic anhydride		C ₂₄ H ₄₆ O ₃	645-66-9	382.620	lf (al, eth)	41.8		0.8533 ⁷⁰	1.4292 ⁷⁰	vs EtOH
4631	1-Dodecanol	Lauryl alcohol	C ₁₂ H ₂₆ O	112-53-8	186.333	lf (dil al)	24.2(0.3)	264.1(0.3)	0.8309 ²⁴		i H ₂ O; s EtOH, eth; sl bz
4632	2-Dodecanol		C ₁₂ H ₂₆ O	10203-28-8	186.333		19	249(11)	0.8286 ²⁰	1.4400 ²⁰	
4633	2-Dodecanone	Decyl methyl ketone	C ₁₂ H ₂₄ O	6175-49-1	184.318		21	247(6)	0.8198 ²⁰	1.4330 ²⁰	i H ₂ O; s EtOH, eth, ace; sl ctc
4634	Dodecanoyl chloride		C ₁₂ H ₂₃ ClO	112-16-3	218.763		-17	145 ¹⁸	0.9169 ²⁵	1.4458 ²⁰	vs eth
4635	1-Dodecene		C ₁₂ H ₂₄	112-41-4	168.319	liq	-35.19(0.05)	213.4(0.9)	0.7584 ²⁰	1.4300 ²⁰	i H ₂ O; s EtOH, eth, ace, ctc, peth
4636	<i>trans</i> -2-Dodecenedioic acid	Traumatic acid	C ₁₂ H ₂₀ O ₄	6402-36-4	228.285	cry (al, ace)	165.5				vs eth, EtOH, chl
4637	2-Dodecenylsuccinic anhydride		C ₁₆ H ₂₆ O ₃	19780-11-1	266.375	hyg cry	42	181 ⁵			
4638	Dodecyl acetate		C ₁₄ H ₂₈ O ₂	112-66-3	228.371		1.2(0.2)	265	0.8652 ²²	1.4439 ²⁰	
4639	Dodecyl acrylate	Lauryl 2-propenoate	C ₁₅ H ₂₈ O ₂	2156-97-0	240.382		4	120 ^{0.8}	0.8727 ²⁰		
4640	Dodecylamine	1-Dodecanamine	C ₁₂ H ₂₇ N	124-22-1	185.349		27.8(0.7)	255(2)	0.8015 ²⁰	1.4421 ²⁰	sl H ₂ O; msc EtOH, eth, bz, chl
4641	Dodecylamine, acetate	1-Dodecanamine, acetate	C ₁₄ H ₂₉ NO ₂	2016-56-0	245.402		69.5				vs H ₂ O, EtOH
4642	Dodecylamine hydrochloride	Lauryl amine hydrochloride	C ₁₂ H ₂₆ ClN	929-73-7	221.810		182(2)				vs H ₂ O, EtOH
4643	4-Dodecylaniline		C ₁₈ H ₁₉ N	104-42-7	261.446		41.5	211 ¹⁰			
4644	Dodecylbenzene	Laurylbenzene	C ₁₈ H ₃₀	123-01-3	246.431		-2(5)	329(4)	0.8551 ²⁰	1.4824 ²⁰	i H ₂ O
4645	4-Dodecylbenzenesulfonic acid		C ₁₈ H ₃₀ O ₃ S	121-65-3	326.494			>205			
4646	Dodecylcyclohexane		C ₁₈ H ₃₆	1795-17-1	252.479		12.6(0.4)	331	0.8223 ²⁰	1.4559 ²⁰	
4647	Dodecyl mercaptoacetate		C ₁₄ H ₂₈ O ₂ S	3746-39-2	260.436		1.5	171 ³			
4648	Dodecyl methacrylate		C ₁₆ H ₃₀ O ₂	142-90-5	254.408			142 ⁴	0.866 ²⁰		
4649	Dodecylloxirane	1,2-Epoxytetradecane	C ₁₄ H ₂₈ O	3234-28-4	212.371	oil		95 ^{0.4}	0.845	1.4408 ²⁰	
4650	2-(Dodecyloxy)ethanol		C ₁₄ H ₃₀ O ₂	4536-30-5	230.387			143 ^{0.8}			
4651	4-Dodecyloxy-2-hydroxybenzophenone		C ₂₂ H ₃₄ O ₃	2985-59-3	382.536		43.5				
4652	4-Dodecylphenol		C ₁₈ H ₃₀ O	104-43-8	262.430	nd (bz)	66	175 ²			
4653	1-Dodecylpiperidine		C ₁₇ H ₂₉ N	5917-47-5	253.467	pa ye		161 ⁵	0.8378 ²⁰	1.4588 ²⁰	
4654	Dodecyl sulfate	Lauryl sulfate	C ₁₄ H ₂₈ O ₄ S	151-41-7	266.397	cry					s H ₂ O
4655	Dodecyltetraethylene glycol monoether	3,6,9,12-Tetraoxatetracosan-1-ol	C ₂₀ H ₄₂ O ₅	5274-68-0	362.544			247 ¹⁰			
4656	Dodecyl 3,4,5-trihydroxybenzoate		C ₁₉ H ₃₀ O ₅	1166-52-5	338.438		96.5				s ace
4657	Dodecyltrimethylammonium chloride		C ₁₅ H ₃₄ ClN	112-00-5	263.891		246 dec				vs H ₂ O, ace, EtOH, chl
4658	1-Dodecyne	Decylacetylene	C ₁₂ H ₂₂	765-03-7	166.303	liq	-19	215	0.7788 ²⁰	1.4340 ²⁰	
4659	6-Dodecyne		C ₁₂ H ₂₂	6975-99-1	166.303			213(9)	0.785 ²⁰	1.4442 ²⁰	vs ace, eth, EtOH
4660	Dodine	Dodecylguanidine, monoacetate	C ₁₅ H ₃₃ N ₃ O ₂	2439-10-3	287.442		137.5(0.5)				
4661	Dopamine	4(2-Aminoethyl)-1,2-benzene-diol	C ₈ H ₁₁ NO ₂	51-61-6	153.179	pr					
4662	Dothiepin		C ₁₉ H ₂₁ NS	113-53-1	295.442		56	172 ^{0.05}			
4663	Dotriacontane	Bicetyl	C ₃₂ H ₆₆	544-85-4	450.866	pl (bz, chl, HOAc, eth)	69.7(0.3)	470(14)	0.8124 ²⁰	1.4550 ²⁰	i H ₂ O; sl EtOH, chl; s eth, ctc; vs bz
4664	Doxepin		C ₁₉ H ₂₁ NO	1668-19-5	279.376	oily liq		155 ^{0.03}			
4665	Doxorubicin	Adriamycin	C ₂₇ H ₂₉ NO ₁₁	23214-92-8	543.519	cry	230				
4666	Doxorubicin hydrochloride	Adriamycin hydrochloride	C ₂₇ H ₂₉ ClNO ₁₁	25316-40-9	579.980	oran-red nd	204 dec				s H ₂ O, MeOH; i ace, bz, chl, eth, peth
4667	Doxylamine		C ₁₇ H ₂₇ N ₃ O	469-21-6	270.369	liq		139 ^{0.5}			
4668	Drimenin		C ₁₈ H ₂₂ O ₂	2326-89-8	234.335	cry		110 ^{0.1}			i H ₂ O
4669	Dromostanolone propanoate	2-Methyl-17-(1-oxopropoxy)-androstan-3-one, (2α,5α,17β)	C ₂₃ H ₃₆ O ₃	521-12-0	360.530			130(1)			



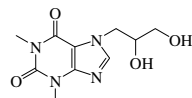
No.	Name	Synonym	Mol. Form.	CAS RN	Mol. Wt.	Physical Form	mp/°C	bp/°C	den g cm ⁻³	n _D	Solubility
4670	Droperidol	Dehydrobenzperidol	C ₂₂ H ₂₂ FN ₃ O ₂	548-73-2	379.427	cry (w)	146 (hyd)				i H ₂ O; sl EtOH, eth, bz; s chl, DMF
4671	Dydrogesterone		C ₂₁ H ₃₆ O ₂	152-62-5	312.446	cry (ace/hx)	172(1)				
4672	Dyphylline		C ₁₆ H ₁₄ N ₄ O ₄	479-18-5	254.243		161.5				
4673	Ecgonidine		C ₉ H ₁₃ NO ₂	484-93-5	167.205	cry (MeOH) (MeOH-eth)	228 dec				vs H ₂ O
4674	Ecgonine		C ₉ H ₁₅ NO ₃	481-37-8	185.220	mcl pr	205				vs H ₂ O, EtOH
4675	Echimidine		C ₂₀ H ₃₁ NO ₇	520-68-3	397.463	glass					
4676	Echinochrome A	2-Ethyl-3,5,6,7,8-pentahydroxy-1,4-naphthalenedione	C ₁₂ H ₁₀ O ₇	517-82-8	266.203	red nd (Diox-w)	220 dec	120 sub			sl H ₂ O; s EtOH, ace; vs eth, bz
4677	Echitamine		C ₂₂ H ₃₀ N ₂ O ₅	6871-44-9	402.483		206				s H ₂ O, EtOH, eth, chl, con sulf; i peth
4678	Edrophonium chloride		C ₁₀ H ₁₆ ClNO	116-38-1	201.693	cry	162				vs H ₂ O; s EtOH; i eth, chl
4679	Efloxate	Ethyl [(4-oxo-2-phenyl-4 <i>H</i> -1-benzopyran-7-yl)oxy]acetate	C ₁₉ H ₁₆ O ₅	119-41-5	324.327		123.7				s chl
4680	Eicosamethylnonasiloxane		C ₂₀ H ₄₀ O ₈ Si ₉	2652-13-3	681.455			307.5	0.9173 ²⁰	1.3980 ²⁰	vs bz
4681	Eicosane	Icosane	C ₂₀ H ₄₂	112-95-8	282.547	lf (al)	36.48(0.01)	344.1(0.9)	0.7886 ²⁰	1.4425 ²⁰	i H ₂ O; s eth, peth, bz; sl chl; vs ace
4682	Eicosanedioic acid	1,18-Octadecanedicarboxylic acid	C ₂₀ H ₃₈ O ₄	2424-92-2	342.514	cry (bz,al)	125.5	233 ²			s eth
4683	Eicosanoic acid	Arachidic acid	C ₂₀ H ₄₀ O ₂	506-30-9	312.531	pl (al)	75.06(0.02)	400(6)	0.8240 ¹⁰⁰	1.425 ¹⁰⁰	i H ₂ O; sl EtOH; vs eth; s bz, chl
4684	1-Eicosanol	Arachic alcohol	C ₂₀ H ₄₂ O	629-96-9	298.546	wax (al), cry (chl)	63.9(0.9)	356	0.8405 ²⁰	1.4350 ²⁰	i H ₂ O; sl EtOH, chl; vs ace; s bz, peth
4685	5,8,11,14-Eicosatetraenoic acid, (all- <i>cis</i>)	Arachidonic acid	C ₂₀ H ₃₂ O ₂	506-32-1	304.467		-38(2)	163 ¹	0.9082 ²⁰	1.4824 ²⁰	i H ₂ O; vs ace, eth, EtOH, peth
4686	1-Eicosene		C ₂₀ H ₄₀	3452-07-1	280.532		28.5	341	0.7882 ³⁰	1.4440 ³⁰	i H ₂ O; s bz, peth
4687	<i>cis</i> -9-Eicosenoic acid	Gadoleic acid	C ₂₀ H ₃₈ O ₂	29204-02-2	310.515		24.5	220 ⁶	0.8882 ²⁵	1.4597 ²⁵	
4688	<i>trans</i> -9-Eicosenoic acid		C ₂₀ H ₃₈ O ₂	506-31-0	310.515		54				
4689	<i>cis</i> -11-Eicosenoic acid	Gondoic acid	C ₂₀ H ₃₈ O ₂	2462-94-4	310.515		24	267 ¹⁵	0.8826 ²⁵		vs EtOH, MeOH
4690	Elaidic acid	<i>trans</i> -9-Octadecenoic acid	C ₁₈ H ₃₄ O ₂	112-79-8	282.462	pl (al)	44.0(0.5)	288 ¹⁰⁰	0.8734 ⁴⁵	1.4499 ⁴⁵	i H ₂ O; s EtOH, eth, bz, chl
4691	Elaiomycin		C ₁₃ H ₂₅ N ₂ O ₃	23315-05-1	258.356	ye oil				1.4798 ²⁵	sl H ₂ O; s os
4692	1,3-Elemadien-11-ol	Elemol	C ₁₈ H ₃₆ O	639-99-6	222.366	cry (al)	52.5	142 ¹²	0.9345 ¹⁸	1.4980 ¹⁸	
4693	β-Elementene		C ₁₈ H ₃₄	33880-83-0	204.352			120 ¹⁶	0.8749 ²⁰	1.4935 ²⁰	
4694	Embelin	2,5-Dihydroxy-3-undecyl-2,5-cyclohexadiene-1,4-dione	C ₁₇ H ₂₆ O ₄	550-24-3	294.386	oran pl (al)	142.5				vs bz, eth, EtOH
4695	Emetine	6',7',10,11-Tetramethoxyemetan	C ₂₉ H ₄₀ N ₂ O ₄	483-18-1	480.639	amor pow	74				i H ₂ O; s EtOH, eth, ace; sl bz, chl
4696	Emylcamate	3-Methyl-3-pentanol, carbamate	C ₇ H ₁₅ NO ₂	78-28-4	145.200	nd	57	35 ¹			sl H ₂ O; vs bz, eth, EtOH
4697	Enallylpropymal		C ₁₁ H ₁₆ N ₂ O ₃	1861-21-8	224.256	cry (w, dil al)	56.5	177 ¹²			vs bz, eth, EtOH, chl
4698	Endosulfan		C ₉ H ₆ Cl ₆ O ₃ S	115-29-7	406.925		106	106 ^{9,7}	1.745 ²⁰		
4699	Endosulfan sulfate		C ₉ H ₆ Cl ₆ O ₄ S	1031-07-8	422.925	cry (cyhex)	181				
4700	Endothall disodium		C ₈ H ₈ Na ₂ O ₅	129-67-9	230.13		144		1.431 ²⁰		
4701	Endrin		C ₁₂ H ₈ Cl ₆ O	72-20-8	380.909	cry	dec 245				vs ace, bz, xyl; s ctc, hx
4702	Enflurane		C ₃ H ₂ ClF ₅ O	13838-16-9	184.492	liq		56.8(0.5)	1.5121 ²⁵	1.3025 ²⁰	vs os
4703	Ephedrine, (±)-	α-[1-(Methylamino)ethyl]-benzenemethanol, (<i>R</i> *, <i>S</i> *)-(±)-	C ₁₀ H ₁₅ NO	90-81-3	165.232	nd (eth, peth)	76.5	135 ¹²	1.1220 ²⁰		s H ₂ O, EtOH, eth, bz, chl
4704	<i>d</i> -Ephedrine	α-[1-(Methylamino)ethyl]-benzenemethanol, [<i>S</i> -(<i>R</i> *, <i>S</i> *)]-	C ₁₀ H ₁₅ NO	321-98-2	165.232	pl (w)	40	225			s H ₂ O, EtOH, eth, bz, chl
4705	<i>l</i> -Ephedrine	α-[1-(Methylamino)ethyl]-benzenemethanol, [<i>R</i> -(<i>R</i> *, <i>S</i> *)]-	C ₁₀ H ₁₅ NO	299-42-3	165.232	pl (w + 1)	40	225	1.0085 ²²		s H ₂ O, EtOH, eth, bz, chl
4706	Ephedrine hydrochloride	2-(Methylamino)-1-phenyl-1-propanol, hydrochloride	C ₁₀ H ₁₆ ClNO	50-98-6	201.693	orth nd	219		1.0208 ²⁰		
4707	Epichlorohydrin	(Chloromethyl)oxirane	C ₃ H ₅ ClO	13403-37-7	92.524	liq	-26	111.99(0.05)	1.1812 ²⁰	1.4358 ²⁵	sl H ₂ O; msc EtOH, eth; s bz, ctc



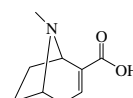
4670
Droperidol



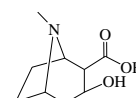
4671
Dydrogesterone



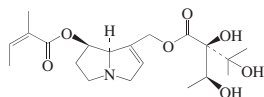
4672
Dyphylline



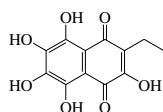
4673
Ecgonidine



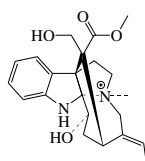
4674
Ecgonine



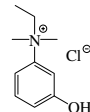
4675
Echimidine



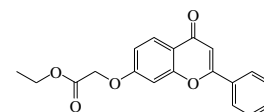
4676
Echinchrome A



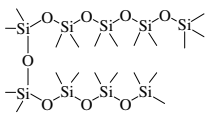
4677
Echitamine



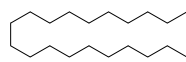
4678
Edrophonium chloride



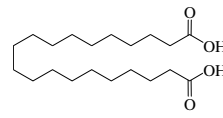
4679
Efloxate



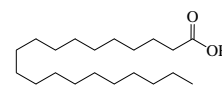
4680
Eicosamethylnonasiloxane



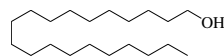
4681
Eicosane



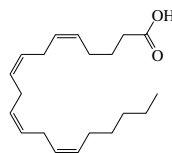
4682
Eicosanedioic acid



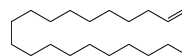
4683
Eicosanoic acid



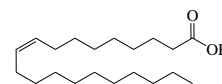
4684
1-Eicosanol



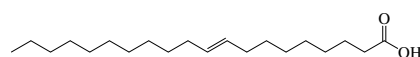
4685
5,8,11,14-Eicosatetraenoic acid, (all-cis)



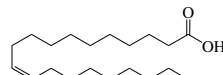
4686
1-Eicosene



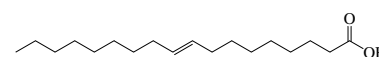
4687
cis-9-Eicosenoic acid



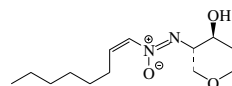
4688
trans-9-Eicosenoic acid



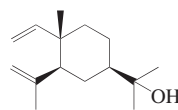
4689
cis-11-Eicosenoic acid



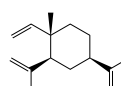
4690
Elaidic acid



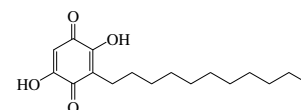
4691
Elaiomycin



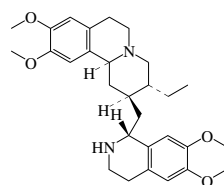
4692
1,3-Elasmadien-11-ol



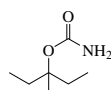
4693
β-Elasmene



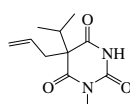
4694
Embelin



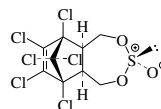
4695
Emetine



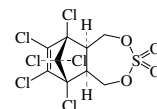
4696
Emlycamate



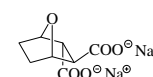
4697
Enallylpropymal



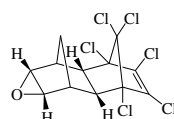
4698
Endosulfan



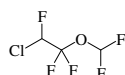
4699
Endosulfan sulfate



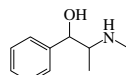
4700
Endothall disodium



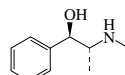
4701
Endrin



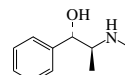
4702
Enflurane



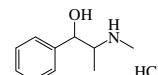
4703
Ephedrine, (±-)



4704
α-Ephedrine



4705
l-Ephedrine

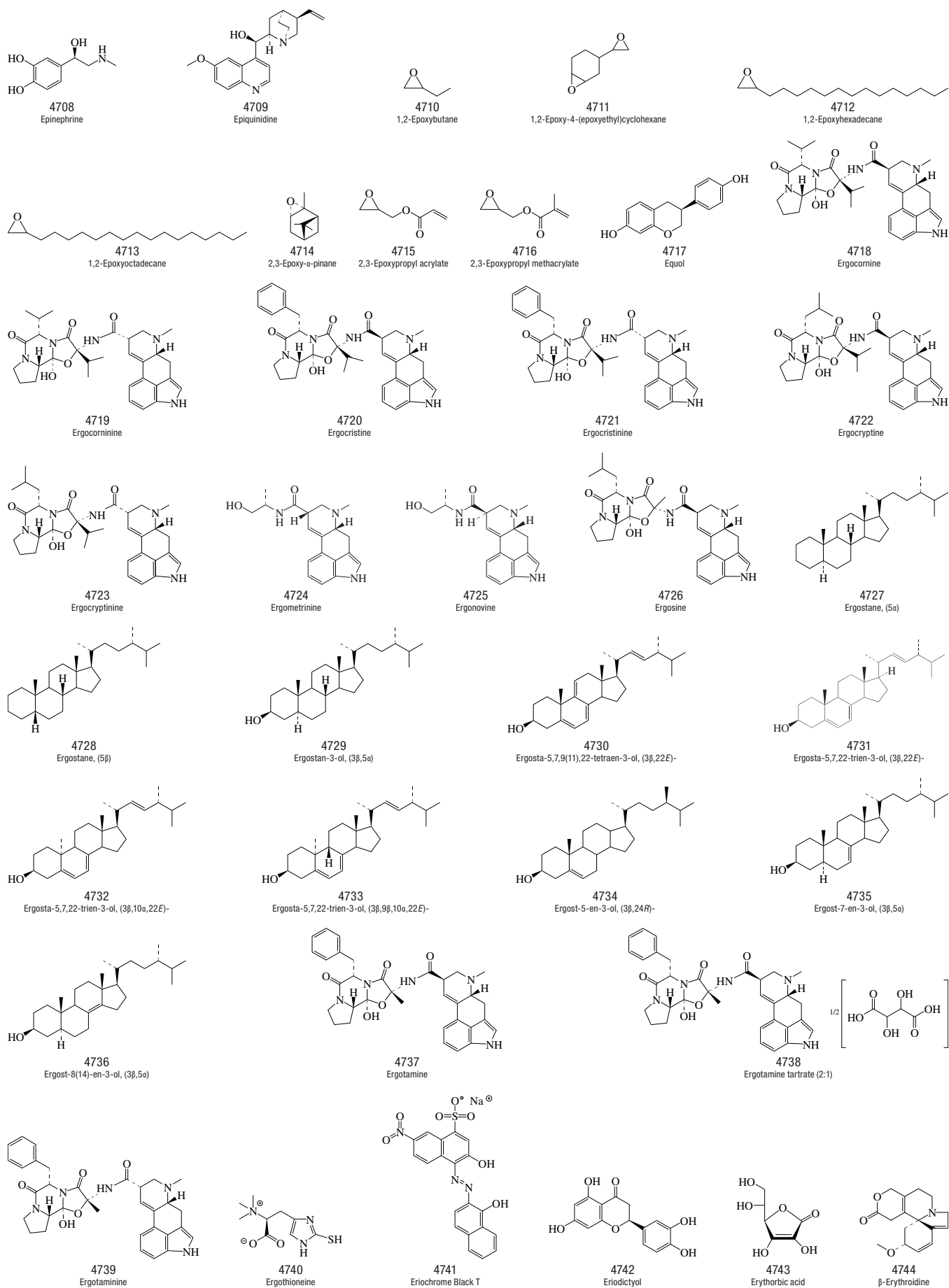


4706
Ephedrine hydrochloride

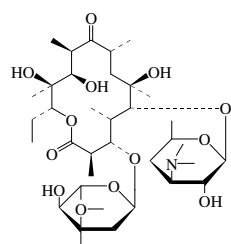
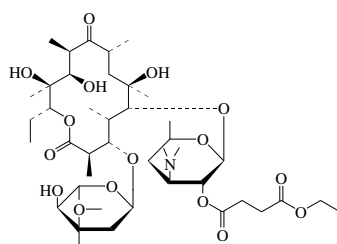
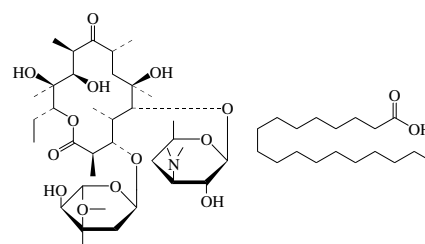
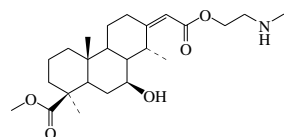
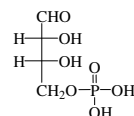
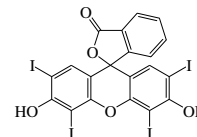
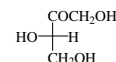
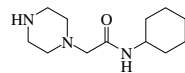
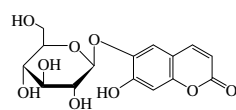
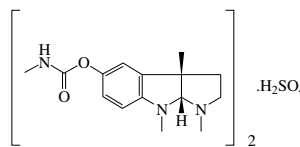
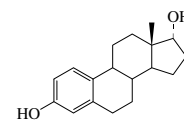
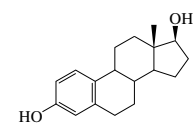
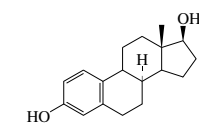
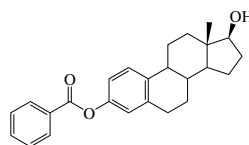
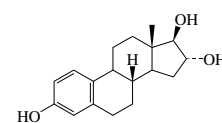
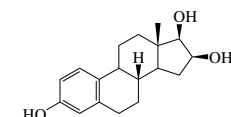
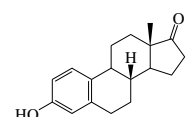
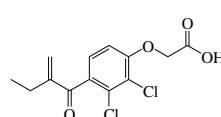
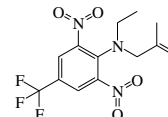
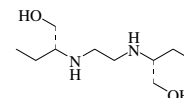
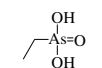
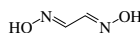
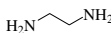
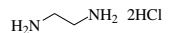
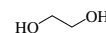
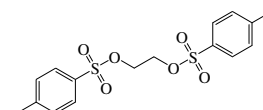
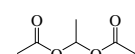
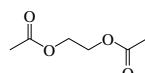
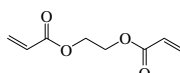
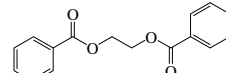
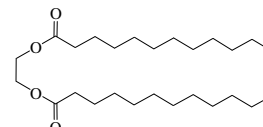
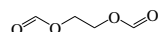
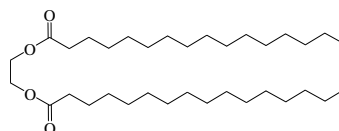
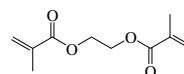
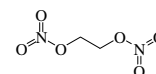
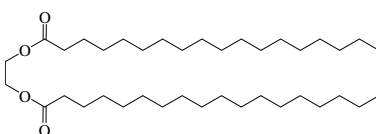
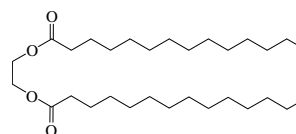


4707
Epichlorohydrin

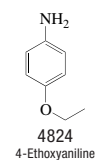
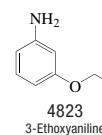
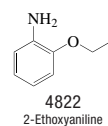
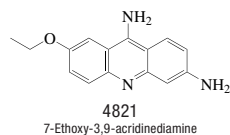
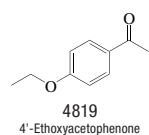
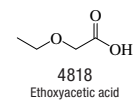
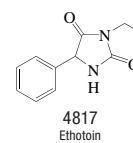
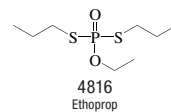
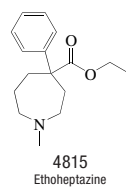
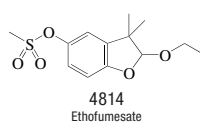
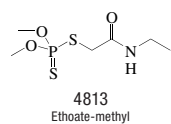
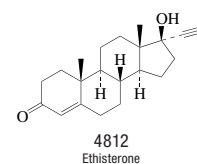
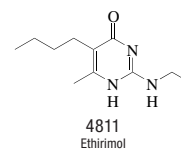
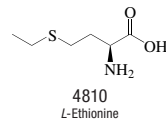
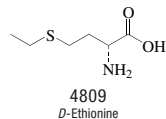
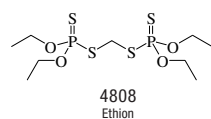
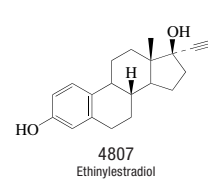
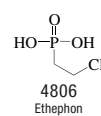
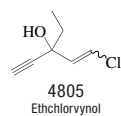
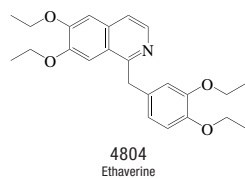
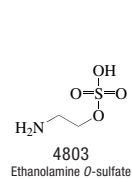
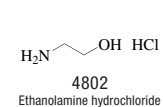
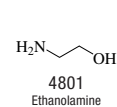
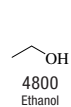
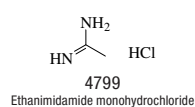
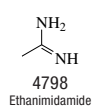
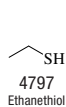
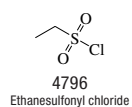
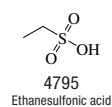
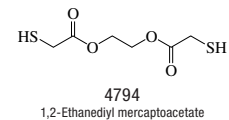
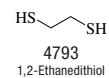
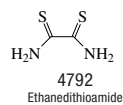
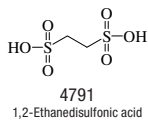
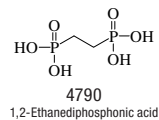
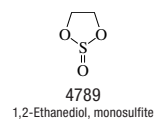
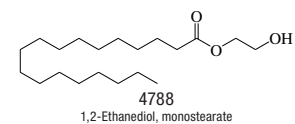
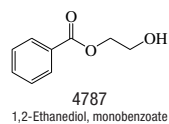
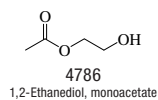
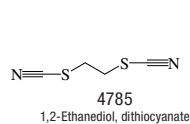
No.	Name	Synonym	Mol. Form.	CAS RN	Mol. Wt.	Physical Form	mp/°C	bp/°C	den g cm ⁻³	n _D	Solubility
4708	Epinephrine	D-Adrenaline	C ₉ H ₁₃ NO ₃	51-43-4	183.204	br (in air)	211.5				sl H ₂ O; i EtOH; s HOAc, acid
4709	Epiquinidine		C ₂₀ H ₂₄ N ₂ O ₂	572-59-8	324.417	cry (AcOEt) lf (eth)	113				vs EtOH; s eth
4710	1,2-Epoxybutane	Ethylloxirane	C ₄ H ₆ O	106-88-7	72.106	liq	-150	63.4(0.2)	0.8297 ²⁰	1.3851 ²⁰	vs EtOH, ace; msc eth
4711	1,2-Epoxy-4-(epoxyethyl)cyclohexane	4-Vinyl-1-cyclohexene dioxide	C ₈ H ₁₂ O ₂	106-87-6	140.180	liq	<-55	227	1.0966 ²⁰	1.4787 ²⁰	vs H ₂ O
4712	1,2-Epoxyhexadecane	Tetradecyloxirane	C ₁₆ H ₃₂ O	7320-37-8	240.424	hyg cry or liq	24.1	178 ¹²	0.846	1.2240	
4713	1,2-Epoxyoctadecane	Hexadecyloxirane	C ₁₈ H ₃₆ O	7390-81-0	268.478	hyg cry	26.1	137 ^{9.5}			
4714	2,3-Epoxy- α -pinane	α -Pinene oxide	C ₁₀ H ₁₆ O	1686-14-2	152.233			85 ²⁴			
4715	2,3-Epoxypropyl acrylate	Glycidyl acrylate	C ₈ H ₈ O ₃	106-90-1	128.126			53 ¹⁰	1.1109 ²⁰	1.4490 ²⁰	vs bz
4716	2,3-Epoxypropyl methacrylate	Glycidol methacrylate	C ₇ H ₁₀ O ₃	106-91-2	142.152			189	1.042 ²⁰	1.448 ²⁵	vs bz, eth, EtOH
4717	Equol		C ₁₄ H ₁₄ O ₃	531-95-3	230.259	cry (aq, al)	189.5				
4718	Ergocornine		C ₃₁ H ₃₉ N ₅ O ₅	564-36-3	561.673	cry (MeOH)	183 dec				i H ₂ O; s EtOH, ace, bz, chl, AcOEt
4719	Ergocorninine		C ₃₁ H ₃₉ N ₅ O ₅	564-37-4	561.673	lo pr (al)	228 dec				vs ace, bz, EtOH, chl
4720	Ergocristine		C ₃₅ H ₃₉ N ₅ O ₅	511-08-0	609.716	orth (bz)	175 dec				i H ₂ O; s EtOH, ace, chl
4721	Ergocristinine		C ₃₅ H ₃₉ N ₅ O ₅	511-07-9	609.716	pr (al)	237 dec				i H ₂ O; sl EtOH, ace, chl
4722	Ergocryptine		C ₃₂ H ₄₁ N ₅ O ₅	511-09-1	575.699	pr (al)	213 dec				i H ₂ O; s EtOH, chl
4723	Ergocryptinine		C ₃₂ H ₄₁ N ₅ O ₅	511-10-4	575.70	lo pr (al)	245 dec				vs ace, chl
4724	Ergometrinine		C ₁₉ H ₂₃ N ₃ O ₂	479-00-5	325.405	pr (ace)	196 dec				vs chl
4725	Ergonovine	Ergometrine	C ₁₉ H ₂₃ N ₃ O ₂	60-79-7	325.405	pl or nd	162 dec				s H ₂ O, ace; vs EtOH; sl chl
4726	Ergosine		C ₃₀ H ₃₇ N ₅ O ₅	561-94-4	547.646	pr (MeOH, AcOEt)	228 dec				s ace, chl; sl MeOH
4727	Ergostane, (5 α)		C ₂₈ H ₅₀	511-20-6	386.697	lf or pl (ace, eth- MeOH)	85				vs ace, eth, chl
4728	Ergostane, (5 β)	Coproergostane	C ₂₈ H ₅₀	511-21-7	386.697	nd (ace)	64				vs eth, chl
4729	Ergostan-3-ol, (3 β ,5 α)	Ergostanol	C ₂₈ H ₅₀ O	6538-02-9	402.696	nd (MeOH- eth)	144.5				i H ₂ O; s eth, chl
4730	Ergosta-5,7,9(11),22-tetraen-3-ol, (3 β ,22E)-	Dehydroergosterol	C ₂₈ H ₄₂ O	516-85-8	394.632	lf (al) nd (eth),pl (al)	146	230 ^{9.5}			vs ace, bz, eth, EtOH
4731	Ergosta-5,7,22-trien-3-ol, (3 β ,22E)-	Ergosterol	C ₂₈ H ₄₄ O	57-87-4	396.648	pl (+w, al) nd (eth)	158(1)	250 ^{9.01}			i H ₂ O; sl EtOH, eth, peth; s bz, chl
4732	Ergosta-5,7,22-trien-3-ol, (3 β ,10 α ,22E)-	Pyrocalciferol	C ₂₈ H ₄₄ O	128-27-8	396.648	nd (MeOH)	94				i H ₂ O; s EtOH, chl, MeOH
4733	Ergosta-5,7,22-trien-3-ol, (3 β ,9 β ,10 α ,22E)-	Lumisterol	C ₂₈ H ₄₄ O	474-69-1	396.648	nd (ace- MeOH)	118				i H ₂ O; s EtOH, HOAc; vs eth, ace, chl
4734	Ergost-5-en-3-ol, (3 β ,24R)-	Campesterol	C ₂₈ H ₄₈ O	474-62-4	400.680	cry (ace)	157.5				
4735	Ergost-7-en-3-ol, (3 β ,5 α)	γ -Ergosterol	C ₂₈ H ₄₆ O	516-78-9	400.680	nd (MeOH) cry (PrOH)	146				s eth
4736	Ergost-8(14)-en-3-ol, (3 β ,5 α)	α -Ergosterol	C ₂₈ H ₄₆ O	632-32-6	400.680	lf or nd (MeOH)	131				sl EtOH; s eth, bz, chl
4737	Ergotamine		C ₃₃ H ₃₅ N ₅ O ₅	113-15-5	581.67	nd (al), pr (bz) pl (ace)	213 dec				vs bz, eth, chl
4738	Ergotamine tartrate (2:1)	Gynergen	C ₃₅ H ₃₈ N ₅ O ₈	379-79-3	656.706		192 dec				
4739	Ergotaminine		C ₃₃ H ₃₅ N ₅ O ₅	639-81-6	581.662	orth pl (MeOH) pl (al)	252 dec				i H ₂ O; sl EtOH, ace, bz; s chl; vs py
4740	Ergothioneine		C ₉ H ₁₅ N ₃ O ₂ S	497-30-3	229.299	nd or lf (dil EtOH)	290 dec				vs H ₂ O; sl EtOH, ace; i eth, bz, chl
4741	Eriochrome Black T		C ₂₀ H ₁₂ N ₃ NaO ₇ S	1787-61-7	461.380	br-blk pow					s H ₂ O, EtOH, MeOH
4742	Eriodictyol	3',4',5,7-Tetrahydroxyflavone, (S)	C ₁₅ H ₁₂ O ₆	552-58-9	288.252	pl or nd (EtOH)	267 dec				vs EtOH, HOAc
4743	Erythorbic acid	Isoascorbic acid	C ₆ H ₈ O ₆	89-65-6	176.124	gran cry	168				s H ₂ O, py; sl ace
4744	β -Erythroidine		C ₁₆ H ₁₉ NO ₃	466-81-9	273.327	cry (al)	99.5				s H ₂ O, eth, chl; vs EtOH, bz



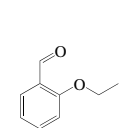
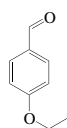
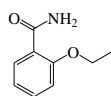
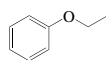
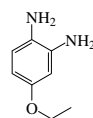
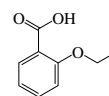
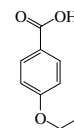
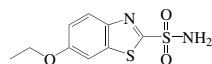
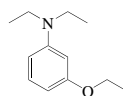
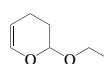
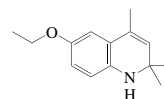
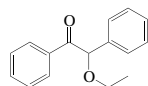
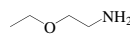
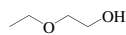
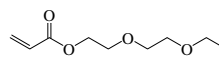
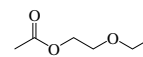
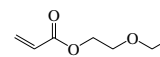
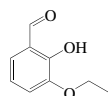
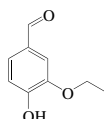
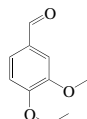
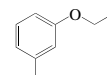
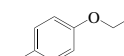
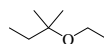
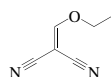
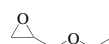
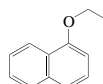
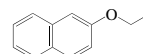
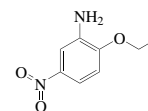
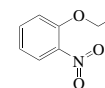
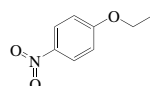
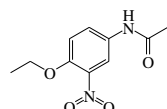
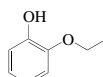
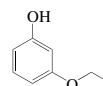
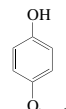
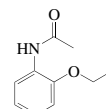
No.	Name	Synonym	Mol. Form.	CAS RN	Mol. Wt.	Physical Form	mp/°C	bp/°C	den g cm ⁻³	n _D	Solubility
4745	Erythromycin	Propiocrine	C ₃₇ H ₆₇ NO ₁₃	114-07-8	733.927	cry (w)	191				vs ace, eth, EtOH, chl
4746	Erythromycin ethyl succinate		C ₄₃ H ₇₅ NO ₁₆	1264-62-6	862.053	cry (ace aq)	222				
4747	Erythromycin stearate		C ₅₅ H ₁₀₃ NO ₁₅	643-22-1	1018.405	cry	92				i H ₂ O; sl EtOH, eth, chl
4748	Erythrophleine	Norcassamidine	C ₂₄ H ₃₉ NO ₅	36150-73-9	421.571	glass	115				s H ₂ O, EtOH
4749	D-Erythrose		C ₄ H ₈ O ₄	583-50-6	120.105	syr					s H ₂ O; vs EtOH
4750	L-Erythrose		C ₄ H ₈ O ₄	533-49-3	120.105	syr					vs H ₂ O, EtOH
4751	D-Erythrose 4-phosphate	2,3-Dihydroxy-4-(phosphonoxy)butanal	C ₄ H ₉ O ₇ P	585-18-2	200.084	stab in aq soln only					s H ₂ O
4752	Erythrosine		C ₂₀ H ₃₄ O ₅	15905-32-5	835.893	br pow (Na salt)					s H ₂ ; vs eth, EtOH
4753	L-Erythrulose		C ₄ H ₈ O ₄	533-50-6	120.105	syr	dec	dec			vs H ₂ O, EtOH
4754	Esaprazole	N-Cyclohexyl-1-pipera- zineacetamide	C ₁₂ H ₂₃ N ₃ O	64204-55-3	225.330		112	190 ^{0.5}			
4755	Esculin	6-(β-D-Glucopyranosyloxy)-7- hydroxy-2H-1-benzopyran-2- one	C ₁₅ H ₁₆ O ₉	531-75-9	340.283	pr (w+2)	205 (pentahy- drate)				sl H ₂ O, EtOH, eth; s chl, py, HOAc
4756	Eserine sulfate	Physostigmine sulfate	C ₃₀ H ₄₄ N ₆ O ₆ S	64-47-1	648.770	hyg cry (ace-eth)	141				vs ace, EtOH
4757	Estra-1,3,5(10)-triene-3,17- diol, (17α)	α-Estradiol	C ₁₈ H ₂₄ O ₂	57-91-0	272.383	nd (+1/2 w) (80% al)	221.5				i H ₂ O; s EtOH, ace; sl eth, bz
4758	Estra-1,3,5(10)-triene-3,17- diol (17β)	β-Estradiol	C ₁₈ H ₂₄ O ₂	50-28-2	272.383	pr (80% al),	180(1)				vs ace, EtOH, Diox
4759	Estra-1,3,5(10)-triene-3,17- diol, (8α,17β)	Isoestradiol	C ₁₈ H ₂₄ O ₂	517-04-4	272.383	cry (dil MeOH-chl)	181				s EtOH, diox
4760	Estra-1,3,5(10)-triene-3,17- diol 3-benzoate, (17β)	Estradiol benzoate	C ₂₅ H ₂₈ O ₃	50-50-0	376.488		198(1)				
4761	Estra-1,3,5(10)-triene- 3,16,17-triol, (16α,17β)	Estriol	C ₁₈ H ₂₄ O ₃	50-27-1	288.382	lf (al), mcl (dil al)	288 dec		1.27 ²⁵		s EtOH; sl eth, bz, tfa; vs py
4762	Estra-1,3,5(10)-triene- 3,16,17-triol, (16β,17β)	16-Epiestriol	C ₁₈ H ₂₄ O ₃	547-81-9	288.382	cry (MeOH-bz)	290				
4763	Estrone		C ₁₈ H ₂₂ O ₂	53-16-7	270.367	mcl, orth (al)	260.2		1.236 ²⁵		i H ₂ O; sl EtOH, eth, bz; s ace, diox
4764	Ethacrynic acid		C ₁₃ H ₁₂ Cl ₂ O ₄	58-54-8	303.138		122.5				
4765	Ethalfuralin		C ₁₃ H ₁₄ F ₃ N ₃ O ₄	55283-68-6	333.263		57	256 dec			
4766	Ethambutol		C ₁₀ H ₁₂ N ₂ O ₂	74-55-5	204.310	cry	89				sl H ₂ O; s bz, chl
4767	Ethane		C ₂ H ₆	74-84-0	30.069	col gas	-182.794 (0.005)	-88.6(0.4)	0.5446 ⁻⁸⁹		i H ₂ O; vs bz
4768	Ethane arsonic acid		C ₂ H ₇ AsO ₃	507-32-4	153.997	nd (al), orth nd (w)	99.5	210 ¹²			vs H ₂ O, EtOH
4769	Ethanedial dioxime		C ₂ H ₄ N ₂ O ₂	557-30-2	88.065	orth pl (w)	178 dec	sub			vs H ₂ O, EtOH, eth
4770	1,2-Ethanediamine	Ethylenediamine	C ₂ H ₆ N ₂	107-15-3	60.098	liq	11.14(0.05)	116.9(0.5)	0.8979 ²⁰	1.4565 ²⁰	vs H ₂ O; msc EtOH; i eth, bz; s ctc
4771	1,2-Ethanediamine, dihydrochloride	Ethylenediamine dihydrochlo- ride	C ₂ H ₁₀ Cl ₂ N ₂	333-18-6	133.019					1.633	vs H ₂ O
4772	1,2-Ethanediol	Ethylene glycol	C ₂ H ₆ O ₂	107-21-1	62.068	liq	-13(1)	197.5(0.1)	1.1135 ²⁰	1.4318 ²⁰	msc H ₂ O, EtOH, ace; s eth, chl; sl bz
4773	1,2-Ethanediol, bis(4-methyl- benzenesulfonate)		C ₁₆ H ₁₈ O ₆ S ₂	6315-52-2	370.440	cry (bz)	126.5(0.5)				
4774	1,1-Ethanediol, diacetate	Ethylidene diacetate	C ₆ H ₁₀ O ₄	542-10-9	146.141		18.9	168(3)	1.070 ²⁵	1.3985 ²⁵	vs eth, EtOH
4775	1,2-Ethanediol, diacetate	Ethylene glycol diacetate	C ₆ H ₁₀ O ₄	111-55-7	146.141	liq	-31	184(4)	1.1043 ²⁰	1.4159 ²⁰	vs H ₂ O; msc EtOH, eth, ace, bz, CS ₂
4776	1,2-Ethanediol, diacrylate	Ethylene glycol diacrylate	C ₈ H ₁₀ O ₄	2274-11-5	170.163	liq		55 ^{0.6}	1.0935 ²⁶		
4777	1,2-Ethanediol, dibenzoate	Ethylene glycol dibenzoate	C ₁₆ H ₁₄ O ₄	94-49-5	270.280	orth pr (eth)	73.5	360 dec			i H ₂ O; s eth, chl
4778	1,2-Ethanediol, didodecanoate	Ethylene glycol didodecanoate	C ₂₆ H ₅₀ O ₄	624-04-4	426.673	pl (al)	56.6	188 ²⁰			vs eth, EtOH
4779	1,2-Ethanediol, diformate	Ethylene glycol diformate	C ₄ H ₆ O ₄	629-15-2	118.089			174	1.193 ⁹	1.3580	sl H ₂ O; s EtOH, eth
4780	1,2-Ethanediol, dihexadecano- ate	Ethylene glycol dipalmitate	C ₃₄ H ₆₆ O ₄	624-03-3	538.886	lf or nd (al-chl)	69.1(0.5)		0.8594 ⁷⁸		i H ₂ O, EtOH; s eth; vs ace
4781	1,2-Ethanediol, dimethacrylate	Ethylene glycol dimethacrylate	C ₁₀ H ₁₄ O ₄	97-90-5	198.216	liq	-40	260	1.053 ²⁰	1.4532 ²⁵	vs bz, EtOH, lig
4782	1,2-Ethanediol, dinitrate	Ethylene glycol dinitrate	C ₂ H ₄ N ₂ O ₆	628-96-6	152.062	ye liq	-22.5(0.6)	199(3)	1.4918 ²⁰		vs eth, EtOH
4783	1,2-Ethanediol, distearate	Ethylene glycol distearate	C ₃₈ H ₇₆ O ₄	627-83-8	594.993	lf	75.3(0.5)	241 ²⁰	0.8581 ⁷⁸		i H ₂ O, EtOH; vs eth, ace
4784	1,2-Ethanediol, ditetradecano- ate	Ethylene glycol ditetradecano- ate	C ₃₀ H ₅₈ O ₄	627-84-9	482.780	cry (eth, ace)	61.7(0.5)	208 ²⁰	0.8600 ⁸⁰		i H ₂ O, EtOH; s eth; vs ace, bz, ctc

4745
Erythromycin4746
Erythromycin ethyl succinate4747
Erythromycin stearate4748
Erythrophleine4749
D-Erythrose4750
L-Erythrose4751
D-Erythrose 4-phosphate4752
Erythrosine4753
L-Erythrulose4754
Esaprazole4755
Esculin4756
Eserine sulfate4757
Estra-1,3,5(10)-triene-3,17-diol, (17 α)4758
Estra-1,3,5(10)-triene-3,17-diol (17 β)4759
Estra-1,3,5(10)-triene-3,17-diol, (8 α ,17 β)4760
Estra-1,3,5(10)-triene-3,17-diol 3-benzoate, (17 β)4761
Estra-1,3,5(10)-triene-3,16,17-triol, (16 α ,17 β)4762
Estra-1,3,5(10)-triene-3,16,17-triol, (16 β ,17 β)4763
Estrone4764
Ethacrynic acid4765
Ethalfuralin4766
Ethambutol4767
Ethane4768
Ethane-1,2-diol4769
Ethane-1,2-diol4770
Ethane-1,2-diol4771
Ethane-1,2-diol4772
Ethane-1,2-diol4773
Ethane-1,2-diol4774
Ethane-1,1'-diol4775
Ethane-1,2-diol4776
Ethane-1,2-diol4777
Ethane-1,2-diol4778
Ethane-1,2-diol4779
Ethane-1,2-diol4780
Ethane-1,2-diol4781
Ethane-1,2-diol4782
Ethane-1,2-diol4783
Ethane-1,2-diol4784
Ethane-1,2-diol

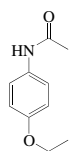
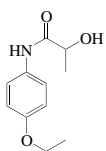
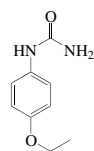
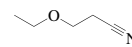
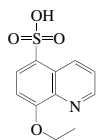
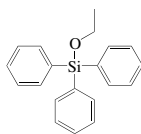
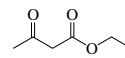
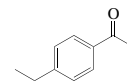
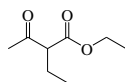
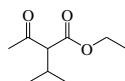
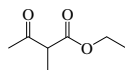
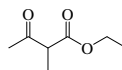
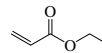
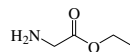
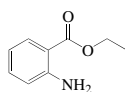
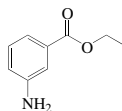
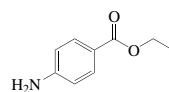
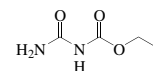
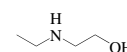
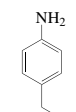
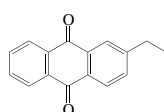
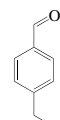
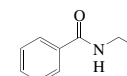
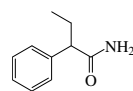
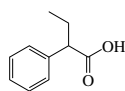
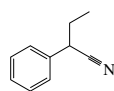
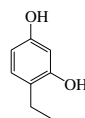
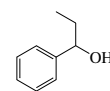
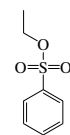
No.	Name	Synonym	Mol. Form.	CAS RN	Mol. Wt.	Physical Form	mp/°C	bp/°C	den g cm ⁻³	n _D	Solubility
4785	1,2-Ethanediol, dithiocyanate	Ethylene glycol dithiocyanate	C ₄ H ₄ N ₂ S ₂	629-17-4	144.218	orth pl or nd (w)	90	dec	1.4200 ⁰		sl H ₂ O, bz; s EtOH, eth; vs ace
4786	1,2-Ethanediol, monoacetate	Ethylene glycol monoacetate	C ₄ H ₈ O ₃	542-59-6	104.105			188(2)	1.108 ¹⁵		msc H ₂ O, EtOH, eth
4787	1,2-Ethanediol, monobenzoate	Ethylene glycol monobenzoate	C ₉ H ₁₀ O ₃	94-33-7	166.173		45	150 ¹⁰	1.1101 ³⁰		vs EtOH
4788	1,2-Ethanediol, monostearate	Ethylene glycol monostearate	C ₂₀ H ₄₀ O ₃	111-60-4	328.530	cry (peth)	60.5	190 ³	0.8780 ⁶⁰	1.4310 ⁶⁰	sl EtOH; s eth
4789	1,2-Ethanediol, monosulfite	Ethylene glycol monosulfite	C ₂ H ₄ O ₃ S	3741-38-6	108.116	liq	-11	173	1.4402 ²⁰	1.4463 ²⁰	vs H ₂ O, EtOH, eth, ace, bz, AcOEt; sl chl
4790	1,2-Ethanediphosphonic acid	1,2-Diphosphonoethane	C ₂ H ₆ O ₆ P ₂	6145-31-9	190.029	nd (EtOH/eth)	223				
4791	1,2-Ethanedisulfonic acid	Ethylene disulfonic acid	C ₂ H ₆ O ₆ S ₂	110-04-3	190.195		173				vs diox
4792	Ethanedithioamide	Rubeanic acid	C ₂ H ₄ N ₂ S ₂	79-40-3	120.196	red cry	170 dec				sl H ₂ O, EtOH; s con sulf
4793	1,2-Ethanedithiol	Ethylene dimercaptan	C ₂ H ₆ S ₂	540-63-6	94.199	liq	-41.2	144(3)	1.234 ²⁰	1.5590 ²⁰	i H ₂ O; s EtOH, eth, ace, bz; vs alk
4794	1,2-Ethanediy l mercaptoacetate		C ₆ H ₁₀ O ₄ S ₂	123-81-9	210.271			138 ^{1.5}			
4795	Ethanesulfonic acid	Ethylsulfonic acid	C ₂ H ₆ O ₃ S	594-45-6	110.132	hyg	-17	123 ¹	1.3341 ²⁵	1.4335 ²⁰	vs H ₂ O, EtOH
4796	Ethanesulfonyl chloride		C ₂ H ₅ ClO ₂ S	594-44-5	128.578	pa ye		176.5(1)	1.357 ²²	1.4531 ²⁰	vs eth; s CS ₂
4797	Ethanethiol	Ethyl mercaptan	C ₂ H ₆ S	75-08-1	62.134	liq	-147.89(0.02)	35.0(0.1)	0.8315 ²⁵	1.4310 ²⁰	sl H ₂ O; s EtOH, eth, ace, dil alk
4798	Ethanimidamide		C ₂ H ₆ N ₂	143-37-3	58.082		-35				sl H ₂ O; s EtOH, acid
4799	Ethanimidamide monohydrochloride	Acetamidine hydrochloride	C ₂ H ₇ ClN ₂	124-42-5	94.543	nd or pr (al) hyg lo pr (al)	177.5				vs H ₂ O, EtOH
4800	Ethanol	Ethyl alcohol	C ₂ H ₆ O	64-17-5	46.068	liq	-114.14(0.03)	78.24(0.09)	0.7893 ²⁰	1.3611 ²⁰	msc H ₂ O, EtOH, eth, ace, chl; s bz
4801	Ethanolamine	Glycinol	C ₂ H ₇ NO	141-43-5	61.083	liq	10.4(0.2)	170.3(0.4)	1.0180 ²⁰	1.4541 ²⁰	msc H ₂ O, EtOH; sl eth, lig, bz; s chl
4802	Ethanolamine hydrochloride	2-Aminoethanol hydrochloride	C ₂ H ₈ ClNO	2002-24-6	97.544	hyg cry (EtOH)	85				
4803	Ethanolamine O-sulfate	2-Aminoethyl sulfate	C ₂ H ₇ NO ₄ S	926-39-6	141.147		230 dec				s H ₂ O; i EtOH
4804	Ethaverine	1-[(3,4-Diethoxyphenyl)-methyl]-6,7-diethoxyisoquinoline	C ₂₄ H ₂₈ NO ₄	486-47-5	395.492		100				i H ₂ O; s EtOH; sl eth, chl
4805	Ethchlorvynol	1-Chloro-3-ethyl-1-penten-4-yn-ol	C ₇ H ₉ ClO	113-18-8	144.598	liq		181	1.07 ²⁵	1.474 ²⁵	i H ₂ O; s os
4806	Ethephon	Phosphonic acid, (2-chloroethyl)-	C ₂ H ₆ ClO ₃ P	16672-87-0	144.494		76.7(0.5)		1.2		
4807	Ethinylestradiol	19-Norpregna-1,3,5(10)-trien-20-yne-3,17-diol, (17a)-	C ₂₀ H ₂₄ O ₂	57-63-6	296.404		186(1)				sl chl
4808	Ethion		C ₂ H ₂₆ O ₂ P ₂ S ₄	563-12-2	384.476		-13	165 ^{0.3}	1.22 ²⁰		
4809	D-Ethionine	3-Ethylhomocysteine, (R)	C ₆ H ₁₃ NO ₂ S	535-32-0	163.238	cry (H ₂ O)	278 dec				
4810	L-Ethionine	3-Ethylhomocysteine, (S)	C ₆ H ₁₃ NO ₂ S	13073-35-3	163.238	cry (H ₂ O)	273 dec				
4811	Ethirimol	4(1H)-Pyrimidinone, 5-butyl-2-(ethylamino)-6-methyl-	C ₁₁ H ₁₉ N ₃ O	23947-60-6	209.288		161.2(0.5)		1.21 ²⁵		
4812	Ethisterone		C ₂₁ H ₂₈ O ₂	434-03-7	312.446		272				
4813	Ethoate-methyl		C ₈ H ₁₄ NO ₃ PS ₂	116-01-8	243.284	cry (tol/hp)	67				
4814	Ethofumesate		C ₁₃ H ₁₈ O ₅ S	26225-79-6	286.344		72.5(0.5)		1.14		
4815	Ethoheptazine	4-Carbethoxymethyl-4-phenylazacycloheptane	C ₁₆ H ₂₃ NO ₂	77-15-6	261.360	liq		134 ¹	1.038 ²⁶	1.5210 ²⁶	
4816	Ethoprop	Phosphorodithioic acid, O-ethyl S,S-dipropyl ester	C ₈ H ₁₉ O ₂ PS ₂	13194-48-4	242.340			88 ^{0.2}	1.094 ²⁰		
4817	Ethotoin		C ₁₁ H ₁₂ N ₂ O ₂	86-35-1	204.225	pr (w)	94				s hot H ₂ O; vs EtOH, bz, eth
4818	Ethoxyacetic acid		C ₄ H ₈ O ₃	627-03-2	104.105			206.5	1.1021 ²⁰	1.4194 ²⁰	vs H ₂ O, EtOH, eth; s chl
4819	4'-Ethoxyacetophenone		C ₁₀ H ₁₂ O ₂	1676-63-7	164.201	pl (eth)	39	268			vs eth, EtOH
4820	Ethoxyacetylene		C ₄ H ₆ O	927-80-0	70.090			50	0.8000 ²⁰	1.3796 ²⁰	
4821	7-Ethoxy-3,9-acridinediamine	Ethacridine	C ₁₈ H ₁₅ N ₃ O	442-16-0	253.299	ye nd	226				
4822	2-Ethoxyaniline	o-Phenetidine	C ₈ H ₁₁ NO	94-70-2	137.179		<-21	233(7)		1.5560 ²⁰	sl H ₂ O, ctc; s EtOH, eth
4823	3-Ethoxyaniline	m-Phenetidine	C ₈ H ₁₁ NO	621-33-0	137.179			248			vs eth, EtOH
4824	4-Ethoxyaniline	p-Phenetidine	C ₈ H ₁₁ NO	156-43-4	137.179	liq	4.7(0.2)	254	1.0652 ¹⁶	1.5528 ²⁰	sl H ₂ O; s EtOH, eth, chl



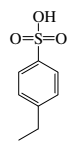
No.	Name	Synonym	Mol. Form.	CAS RN	Mol. Wt.	Physical Form	mp/°C	bp/°C	den g cm ⁻³	n _D	Solubility
4825	2-Ethoxybenzaldehyde		C ₉ H ₁₀ O ₂	613-69-4	150.174		21	248			msc EtOH, eth; sl chl
4826	4-Ethoxybenzaldehyde		C ₉ H ₁₀ O ₂	10031-82-0	150.174		13.5	249	1.08 ²¹		vs EtOH, eth, bz
4827	2-Ethoxybenzamide	Ethenzamide	C ₉ H ₁₁ NO ₂	938-73-8	165.189	nd (w, al)	133				sl H ₂ O, chl; vs EtOH, eth
4828	Ethoxybenzene	Phenetole	C ₈ H ₁₀ O	103-73-1	122.164	liq	-29.6(0.4)	169.8(0.2)	0.9651 ²⁰	1.5076 ²⁰	i H ₂ O; s EtOH, eth, ctc
4829	4-Ethoxy-1,2-benzenediamine		C ₈ H ₁₂ N ₂ O	1197-37-1	152.193		71.5	295			vs H ₂ O; s EtOH, eth, chl
4830	2-Ethoxybenzoic acid		C ₉ H ₁₀ O ₃	134-11-2	166.173		20.7	211 ³⁹			sl H ₂ O, EtOH, ctc
4831	4-Ethoxybenzoic acid		C ₉ H ₁₀ O ₃	619-86-3	166.173	nd (w)	199(1)				sl H ₂ O, tfa; s EtOH, eth, bz
4832	6-Ethoxy-2-benzothiazolesul- fonamide	Ethoxzolamide	C ₉ H ₁₀ N ₂ O ₃ S ₂	452-35-7	258.316		191(1)				
4833	3-Ethoxy- <i>N,N</i> -diethylaniline		C ₁₂ H ₁₉ NO	1864-92-2	193.285			286		1.5325 ²⁵	s EtOH, bz, HOAc
4834	2-Ethoxy-3,4-dihydro-2 <i>H</i> - pyran		C ₇ H ₁₂ O ₂	103-75-3	128.169			132	0.9658 ²⁵	1.4394 ²⁰	
4835	6-Ethoxy-1,2-dihydro-2,2,4- trimethylquinoline	Ethoxyquin	C ₁₄ H ₁₉ NO	91-53-2	217.307			124 ²	1.026 ²⁵	1.569 ²⁵	
4836	Ethoxydimethylsilane	Dimethylethoxysilane	C ₄ H ₁₂ OSi	14857-34-2	104.223	liq		54	0.76 ²⁰		
4837	2-Ethoxy-1,2-diphenyletha- none		C ₁₆ H ₁₆ O ₂	574-09-4	240.297	nd (lig)	62	194 ²⁰	1.1016 ¹⁷	1.5727 ¹⁷	vs bz, eth, EtOH, lig
4838	2-Ethoxyethanamine		C ₄ H ₁₁ NO	110-76-9	89.136			108(12)	0.8512 ²⁰	1.4101 ²⁰	msc H ₂ O, EtOH, eth; s ace, bz; sl chl
4839	2-Ethoxyethanol	Ethylene glycol monoethyl ether	C ₄ H ₁₀ O ₂	110-80-5	90.121	liq	-70	134.7(0.2)	0.9253 ²⁵	1.4054 ²⁵	vs H ₂ O, ace, eth, EtOH
4840	2-(2-Ethoxyethoxy)ethyl 2-propenoate	Diethylene glycol ethyl ether acrylate	C ₉ H ₁₆ O ₄	7328-17-8	188.221				1.13 ²⁵		
4841	2-Ethoxyethyl acetate	Ethylene glycol monoethyl ether acetate	C ₆ H ₁₂ O ₃	111-15-9	132.157	liq	-61.7	156.6(0.4)	0.9740 ²⁰	1.4054 ²⁰	vs H ₂ O, ace, eth, EtOH
4842	2-Ethoxyethyl acrylate	Ethylene glycol monoethyl ether acrylate	C ₇ H ₁₂ O ₃	106-74-1	144.168	liq	-47.3(0.6)	174(2)	0.983 ²⁰	1.4274 ²⁰	
4843	3-Ethoxy-2-hydroxybenzalde- hyde		C ₉ H ₁₀ O ₃	492-88-6	166.173		64.1(0.4)	264			
4844	3-Ethoxy-4-hydroxybenzalde- hyde	Ethyl vanillin	C ₉ H ₁₀ O ₃	121-32-4	166.173		76.7(0.4)	285			sl H ₂ O; s EtOH, eth, bz, chl
4845	4-Ethoxy-3-methoxybenzalde- hyde		C ₁₀ H ₁₂ O ₃	120-25-2	180.200	mcl pr	64.5	168 ¹³			sl H ₂ O; s EtOH, eth, bz, chl, HOAc
4846	1-Ethoxy-2-methoxyethane		C ₅ H ₁₂ O ₂	5137-45-1	104.148	liq		88(14)	0.8460 ²⁵	1.3843 ²⁵	
4847	1-Ethoxy-3-methylbenzene		C ₉ H ₁₂ O	621-32-9	136.190			192	0.949 ²⁰	1.513 ²⁰	i H ₂ O; s EtOH, eth
4848	1-Ethoxy-4-methylbenzene		C ₉ H ₁₂ O	622-60-6	136.190			195(6)	0.9509 ¹⁸	1.5058 ¹⁸	i H ₂ O; s EtOH, eth; sl ctc
4849	2-Ethoxy-2-methylbutane	Ethyl <i>tert</i> -pentyl ether	C ₇ H ₁₆ O	919-94-8	116.201			101.5(0.4)	0.7606 ²⁵	1.3886 ²⁵	vs eth, EtOH
4850	(Ethoxymethylene)- propanedinitrile		C ₆ H ₆ N ₂ O	123-06-8	122.124		66	160 ¹²			s EtOH, eth; sl chl
4851	(Ethoxymethyl)oxirane	2,3-Epoxypropyl ethyl ether	C ₅ H ₁₀ O ₂	4016-11-9	102.132			126(18)	0.9700 ²⁰	1.4320 ²⁰	s H ₂ O, EtOH, eth; sl ctc
4852	1-Ethoxynaphthalene		C ₁₂ H ₁₂ O	5328-01-8	172.222	nd	5.5	280(8)	1.060 ²⁰	1.5953 ²⁵	i H ₂ O; vs EtOH, eth
4853	2-Ethoxynaphthalene		C ₁₂ H ₁₂ O	93-18-5	172.222	pl (al)	37.5	282(8)	1.0640 ²⁰	1.5975 ²⁶	i H ₂ O; s EtOH, eth, tol, lig, CS ₂
4854	2-Ethoxy-5-nitroaniline	5-Nitro- <i>o</i> -phenetidine	C ₈ H ₁₀ N ₂ O ₃	136-79-8	182.176	ye nd (dil al)	96.5	205 ¹⁴			vs eth, EtOH
4855	1-Ethoxy-2-nitrobenzene		C ₈ H ₈ NO ₃	610-67-3	167.162	br ye	1.1	267	1.1903 ¹⁵	1.5425 ²⁰	vs eth, EtOH
4856	1-Ethoxy-4-nitrobenzene		C ₈ H ₈ NO ₃	100-29-8	167.162	pr (dil al, eth)	60(1)	283(7)	1.1176 ¹⁰⁰		sl H ₂ O, EtOH; vs eth; msc ace, bz; s peth
4857	<i>N</i> -(4-Ethoxy-3-nitrophenyl)- acetamide		C ₁₀ H ₁₂ N ₂ O ₄	1777-84-0	224.213	nd (dil al)	124.0				vs ace, bz, EtOH
4858	2-Ethoxyphenol	Catechol monoethyl ether	C ₈ H ₁₀ O ₂	94-71-3	138.164		29	217(6)	1.0903 ²⁵		sl H ₂ O, ctc; msc EtOH, eth
4859	3-Ethoxyphenol	Resorcinol monoethyl ether	C ₈ H ₁₀ O ₂	621-34-1	138.164			251(19)	1.105 ¹⁵		i H ₂ O; s EtOH, eth, bz; sl chl
4860	4-Ethoxyphenol	Hydroquinone monoethyl ether	C ₈ H ₁₀ O ₂	622-62-8	138.164	pr or lf (w)	66.5	248(19)			sl H ₂ O; vs EtOH, eth; s chl
4861	<i>N</i> -(2-Ethoxyphenyl)acetamide		C ₁₀ H ₁₃ NO ₂	581-08-8	179.216	lf(dil al)	79	299(13)			i H ₂ O; s EtOH, eth, chl

4825
2-Ethoxybenzaldehyde4826
4-Ethoxybenzaldehyde4827
2-Ethoxybenzamide4828
Ethoxybenzene4829
4-Ethoxy-1,2-benzenediamine4830
2-Ethoxybenzoic acid4831
4-Ethoxybenzoic acid4832
6-Ethoxy-2-benzothiazolesulfonamide4833
3-Ethoxy-N,N-diethylaniline4834
2-Ethoxy-3,4-dihydro-2H-pyran4835
6-Ethoxy-1,2-dihydro-2,2,4-trimethylquinoline4836
Ethoxydimethylsilane4837
2-Ethoxy-1,2-diphenylethanone4838
2-Ethoxyethanamine4839
2-Ethoxyethanol4840
2-(2-Ethoxyethoxy)ethyl 2-propenoate4841
2-Ethoxyethyl acetate4842
2-Ethoxyethyl acrylate4843
3-Ethoxy-2-hydroxybenzaldehyde4844
3-Ethoxy-4-hydroxybenzaldehyde4845
4-Ethoxy-3-methoxybenzaldehyde4846
1-Ethoxy-2-methoxyethane4847
1-Ethoxy-3-methylbenzene4848
1-Ethoxy-4-methylbenzene4849
2-Ethoxy-2-methylbutane4850
(Ethoxymethylene)propanedinitrile4851
(Ethoxymethyl)oxirane4852
1-Ethoxynaphthalene4853
2-Ethoxynaphthalene4854
2-Ethoxy-5-nitroaniline4855
1-Ethoxy-2-nitrobenzene4856
1-Ethoxy-4-nitrobenzene4857
N-(4-Ethoxy-3-nitrophenyl)acetamide4858
2-Ethoxyphenol4859
3-Ethoxyphenol4860
4-Ethoxyphenol4861
N-(2-Ethoxyphenyl)acetamide

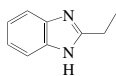
No.	Name	Synonym	Mol. Form.	CAS RN	Mol. Wt.	Physical Form	mp/°C	bp/°C	den g cm ⁻³	n _D	Solubility
4862	<i>N</i> -(4-Ethoxyphenyl)acetamide	Phenacetin	C ₁₀ H ₁₃ NO ₂	62-44-2	179.216	mcl pr	135(3)			1.571	sl H ₂ O, eth, bz; s EtOH, ace; vs py
4863	<i>N</i> -(4-Ethoxyphenyl)-2-hydroxypropanamide	<i>p</i> -Lactophenetide	C ₁₁ H ₁₅ NO ₃	539-08-2	209.242		118				s H ₂ O; vs EtOH; sl eth, bz, chl, peth
4864	(4-Ethoxyphenyl)urea	Dulcin	C ₉ H ₁₂ N ₂ O ₂	150-69-6	180.203	lf (dil al), pl (w)	173.5	dec			sl H ₂ O; s EtOH; vs AcOEt
4865	3-Ethoxypropanal		C ₈ H ₁₆ O ₂	2806-85-1	102.132			135.2	0.9165 ²⁰		
4866	3-Ethoxypropanenitrile		C ₈ H ₉ NO	2141-62-0	99.131			171(3)	0.9285 ¹⁵	1.4068 ²⁰	vs eth, EtOH
4867	8-Ethoxy-5-quinolinesulfonic acid	Actinoquinol	C ₁₁ H ₁₁ NO ₄ S	15301-40-3	253.275	br nd (w)	286 dec				s alk
4868	Ethoxytrimethylsilane		C ₅ H ₁₄ OSi	1825-62-3	118.250			76(3)	0.7573 ²⁰	1.3741 ²⁰	i H ₂ O; s EtOH, eth, ace
4869	Ethoxytriphenylsilane		C ₂₀ H ₂₀ OSi	1516-80-9	304.458		65	344(3)			s chl
4870	<i>N</i> -Ethylacetamide		C ₄ H ₉ NO	625-50-3	87.120			205(1)	0.942 ⁴	1.4338 ²⁰	msc H ₂ O, EtOH; s chl, HOAc
4871	Ethyl acetate		C ₄ H ₈ O ₂	141-78-6	88.106	liq	-83.8(0.3)	77.1(0.2)	0.9003 ²⁰	1.3723 ²⁰	s H ₂ O; msc EtOH, eth; vs ace, bz
4872	Ethyl acetoacetate	Ethyl 3-oxobutanoate	C ₆ H ₁₀ O ₃	141-97-9	130.141	liq	-45	180(2)	1.0368 ¹⁰	1.4171 ²⁰	s H ₂ O; msc EtOH, eth; s bz, chl
4873	4'-Ethylacetophenone	1-(4-Ethylphenyl)ethanone	C ₁₀ H ₁₂ O	937-30-4	148.201			114 ¹¹			
4874	Ethyl 2-acetylhexanoate		C ₁₀ H ₁₈ O ₃	1540-29-0	186.248			221.5	0.9523 ²⁰	1.4301 ²⁰	vs ace, eth
4875	Ethyl 2-acetyl-3-methylbutanoate		C ₉ H ₁₆ O ₃	1522-46-9	172.221			220(14)	0.9648 ¹⁸	1.4256 ¹⁸	i H ₂ O; msc EtOH, eth
4876	Ethyl 2-acetylpentanoate		C ₉ H ₁₆ O ₃	1540-28-9	172.221			224	0.9661 ²⁰	1.4255 ²⁰	vs eth, EtOH
4877	Ethyl 2-acetyl-4-pentenoate	Ethyl 2-allylacetate	C ₉ H ₁₄ O ₃	610-89-9	170.205			208	0.9898 ²⁰	1.4388 ¹⁸	msc EtOH, eth, bz
4878	Ethyl acrylate	Ethyl propenoate	C ₅ H ₈ O ₂	140-88-5	100.117	liq	-71(2)	98.9(0.6)	0.9234 ²⁰	1.4068 ²⁰	sl H ₂ O, DMSO; msc EtOH, eth; s chl
4879	Ethylamine	Ethanamine	C ₂ H ₇ N	75-04-7	45.084	vol liq or gas	-81(2)	16.6(0.2)	0.689 ¹⁵	1.3663 ²⁰	msc H ₂ O, EtOH, eth
4880	Ethylamine hydrochloride	Ethanamine hydrochloride	C ₂ H ₈ ClN	557-66-4	81.545	mcl pl (al)	109.5		1.2160 ²⁰		vs H ₂ O, EtOH
4881	Ethyl 2-aminoacetate	Glycine, ethyl ester	C ₄ H ₉ NO ₂	459-73-4	103.120			149	1.0275 ¹⁰	1.4242 ¹⁰	msc H ₂ O, EtOH, eth, ace, bz; vs lig
4882	Ethyl 2-aminobenzoate		C ₉ H ₁₁ NO ₂	87-25-2	165.189		14.3(0.2)	271(20)	1.1174 ²⁰	1.5646 ²⁰	vs eth, EtOH
4883	Ethyl 3-aminobenzoate		C ₉ H ₁₁ NO ₂	582-33-2	165.189			294	1.171 ²⁰	1.5600 ²²	sl H ₂ O; vs EtOH, eth; s ctc
4884	Ethyl 4-aminobenzoate	Ethyl aminobenzoate	C ₉ H ₁₁ NO ₂	94-09-7	165.189	nd (w), orth (eth)	89.6(0.3)	310			i H ₂ O; vs EtOH, eth; s chl, acid
4885	Ethyl (aminocarbonyl) carbamate		C ₄ H ₈ N ₂ O ₃	626-36-8	132.118	nd (w, bz)	196.5	dec			i H ₂ O, eth; sl EtOH, bz, tfa
4886	2-(Ethylamino)ethanol		C ₄ H ₁₁ NO	110-73-6	89.136			178(8)	0.914 ²⁰	1.444 ²⁰	vs H ₂ O, EtOH, eth; s chl
4887	2-Ethylaniline		C ₈ H ₁₁ N	578-54-1	121.180	liq	-47(1)	213(4)	0.983 ²²	1.5584 ²²	sl H ₂ O, chl; vs EtOH, eth
4888	3-Ethylaniline		C ₈ H ₁₁ N	587-02-0	121.180	liq	-64	214(7)	0.9896 ²⁵		vs eth, EtOH
4889	4-Ethylaniline		C ₈ H ₁₁ N	589-16-2	121.180	liq	-5.1(0.3)	217.2(0.2)	0.9679 ²⁰	1.5554 ²⁰	sl H ₂ O, ctc; vs EtOH, eth
4890	<i>N</i> -Ethylaniline		C ₈ H ₁₁ N	103-69-5	121.180	liq	-63.4(0.4)	204(1)	0.9625 ²⁰	1.5559 ²⁰	i H ₂ O; msc EtOH, eth; vs ace, bz; s ctc
4891	2-Ethyl-9,10-anthracenedione		C ₁₈ H ₁₂ O ₂	84-51-5	236.265		108.8				
4892	4-Ethylbenzaldehyde		C ₉ H ₁₀ O	4748-78-1	134.174			221	0.9790 ²⁰		
4893	<i>N</i> -Ethylbenzamide		C ₉ H ₁₁ NO	614-17-5	149.189	nd (w)	70.5				
4894	Ethylbenzene	Phenylethane	C ₈ H ₁₀	100-41-4	106.165	liq	-94.95(0.02)	136.2(0.4)	0.8626 ²⁵	1.4930 ²⁵	i H ₂ O; msc EtOH, eth; sl chl
4895	α -Ethylbenzeneacetamide	α -Phenylbutyramide	C ₁₀ H ₁₃ NO	90-26-6	163.216	cry	86	185 ¹⁶			s H ₂ O, ctc; sl ace
4896	α -Ethylbenzeneacetic acid		C ₁₀ H ₁₂ O ₂	90-27-7	164.201	pl (eth)	47.5	271			s eth, bz, ctc
4897	α -Ethylbenzeneacetonitrile		C ₁₀ H ₁₁ N	769-68-6	145.201			241(8)	0.977 ¹⁴		i H ₂ O; s EtOH, eth, bz
4898	4-Ethyl-1,3-benzenediol		C ₈ H ₁₀ O ₂	2896-60-8	138.164	pr (chl, bz)	98.5	160 ²⁴			sl H ₂ O, EtOH, eth
4899	α -Ethylbenzenemethanol	α -Ethylbenzyl alcohol	C ₉ H ₁₂ O	93-54-9	136.190			219	0.9915 ²⁵	1.5169 ²³	vs bz, eth, EtOH, MeOH
4900	Ethyl benzenesulfonate		C ₈ H ₁₀ O ₃ S	515-46-8	186.228			156 ¹⁵	1.2167 ²⁰	1.5081 ²⁰	sl H ₂ O; s EtOH; vs eth, chl

4862
N-(4-Ethoxyphenyl)acetamide4863
N-(4-Ethoxyphenyl)-2-hydroxypropanamide4864
(4-Ethoxyphenyl)urea4865
3-Ethoxypropanal4866
3-Ethoxypropanenitrile4867
8-Ethoxy-5-quinolinesulfonic acid4868
Ethoxytrimethylsilane4869
Ethoxytriphenylsilane4870
N-Ethylacetamide4871
Ethyl acetate4872
Ethyl acetoacetate4873
4'-Ethylacetophenone4874
Ethyl 2-acetylhexanoate4875
Ethyl 2-acetyl-3-methylbutanoate4876
Ethyl 2-acetylpentanoate4877
Ethyl 2-acetyl-4-pentenoate4878
Ethyl acrylate4879
Ethylamine4880
Ethylamine hydrochloride4881
Ethyl 2-aminoacetate4882
Ethyl 2-aminobenzoate4883
Ethyl 3-aminobenzoate4884
Ethyl 4-aminobenzoate4885
Ethyl (aminocarbonyl)carbamate4886
2-(Ethylamino)ethanol4887
2-Ethylaniline4888
3-Ethylaniline4889
4-Ethylaniline4890
N-Ethylaniline4891
2-Ethyl-9,10-anthracenedione4892
4-Ethylbenzaldehyde4893
N-Ethylbenzamide4894
Ethylbenzene4895
α-Ethylbenzeneacetamide4896
α-Ethylbenzeneacetic acid4897
α-Ethylbenzeneacetonitrile4898
4-Ethyl-1,3-benzenediol4899
α-Ethylbenzenemethanol4900
Ethyl benzenesulfonate

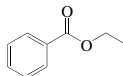
No.	Name	Synonym	Mol. Form.	CAS RN	Mol. Wt.	Physical Form	mp/°C	bp/°C	den g cm ⁻³	n _D	Solubility
4901	4-Ethylbenzenesulfonic acid		C ₈ H ₁₀ O ₃ S	98-69-1	186.228				1.23		
4902	2-Ethyl-1 <i>H</i> -benzimidazole		C ₈ H ₁₀ N ₂	1848-84-6	146.188		176.5				sl chl
4903	Ethyl benzoate	Ethyl benzenecarboxylate	C ₉ H ₁₀ O ₂	93-89-0	150.174	liq	-34.5(0.3)	212.5(0.2)	1.0415 ²⁵	1.5007 ²⁰	i H ₂ O; s EtOH, ace, bz; msc eth; sl ctc
4904	Ethyl 1,3-benzodioxole-5-carboxylate		C ₁₀ H ₁₀ O ₄	6951-08-2	194.184	pr	18.5	285.5			vs eth, EtOH, peth
4905	Ethyl benzoylacetate		C ₁₁ H ₁₂ O ₃	94-02-0	192.211		<0	267 dec	1.1202 ¹⁵	1.5317 ¹⁵	sl H ₂ O; s EtOH, eth
4906	Ethyl <i>N</i> -benzylglycinate		C ₁₁ H ₁₃ NO ₂	6436-90-4	193.243			177 ⁵⁰		1.5041 ²⁰	vs EtOH, eth, bz
4907	Ethyl 2-benzylideneacetoacetate		C ₁₃ H ₁₄ O ₃	620-80-4	218.248	orth pl (dil al)	60.5	296			i H ₂ O; sl EtOH, eth, bz; vs chl
4908	Ethyl bromoacetate		C ₄ H ₇ BrO ₂	105-36-2	167.002			159(4)	1.5032 ²⁰	1.4489 ²⁰	i H ₂ O; msc EtOH, eth; s ace; sl ctc
4909	Ethyl 4-bromoacetoacetate		C ₆ H ₉ BrO ₃	13176-46-0	209.037			115 ¹⁴	1.5278 ¹⁸	1.5281 ²⁰	vs eth, EtOH
4910	Ethyl 4-bromobenzoate		C ₉ H ₉ BrO ₂	5798-75-4	229.070	liq	-18	263	1.4332 ¹⁷	1.5438 ¹⁷	sl H ₂ O; s EtOH, eth, ace, bz
4911	Ethyl 2-bromobutanoate		C ₆ H ₁₁ BrO ₂	533-68-6	195.054			177	1.3273 ²⁰	1.4475 ²⁰	i H ₂ O; msc EtOH, eth; s chl
4912	Ethyl 4-bromobutanoate		C ₆ H ₁₁ BrO ₂	2969-81-5	195.054			192	1.3540 ²⁰	1.4559 ²⁰	
4913	Ethyl <i>trans</i> -4-bromo-2-butenate		C ₆ H ₉ BrO ₂	37746-78-4	193.038			100 ¹⁴	1.402 ¹⁶	1.4925 ²⁰	vs EtOH
4914	Ethyl 6-bromohexanoate	Ethyl 6-bromocaproate	C ₈ H ₁₅ BrO ₂	25542-62-5	223.108	cry (peth)	33	126 ²¹	1.238 ²³	1.4566 ²¹	vs eth, EtOH
4915	Ethyl 2-bromo-3-methylbutanoate		C ₇ H ₁₃ BrO ₂	609-12-1	209.081			186	1.2760 ²⁰	1.4496 ²⁰	vs eth, EtOH
4916	Ethyl 2-bromo-2-methylpropanoate		C ₆ H ₁₁ BrO ₂	600-00-0	195.054			178(5)	1.3263 ²⁰	1.4446 ²⁰	i H ₂ O; s EtOH; msc eth
4917	Ethyl 3-bromo-2-oxopropanoate	Ethyl 3-bromopyruvate	C ₅ H ₇ BrO ₃	70-23-5	195.012			87 ⁹			
4918	Ethyl 2-bromopentanoate		C ₇ H ₁₃ BrO ₂	615-83-8	209.081			191	1.226 ¹⁸	1.4496 ²⁰	i H ₂ O; s EtOH, eth
4919	Ethyl 5-bromopentanoate		C ₇ H ₁₃ BrO ₂	14660-52-7	209.081			129 ³⁵	1.3085 ²⁰	1.4543 ²⁰	sl ctc
4920	Ethyl 2-bromopropanoate	Ethyl α-bromopropionate	C ₅ H ₉ BrO ₂	535-11-5	181.028			152(13)	1.4135 ²⁰	1.4490 ²⁰	i H ₂ O; msc EtOH, eth; s chl
4921	Ethyl 3-bromopropanoate		C ₅ H ₉ BrO ₂	539-74-2	181.028			163(13)	1.4123 ¹⁸	1.4516 ²⁰	s EtOH, eth, ace; sl ctc
4922	2-Ethylbutanal	Diethylacetaldehyde	C ₆ H ₁₂ O	97-96-1	100.158			118 ⁶⁰	0.8110 ²⁰	1.4025 ²⁰	sl H ₂ O, ctc; msc EtOH, eth
4923	Ethyl butanoate	Ethyl butyrate	C ₆ H ₁₂ O ₂	105-54-4	116.158	liq	-97(6)	121.1(0.4)	0.8735 ²⁵	1.3898 ²⁵	sl H ₂ O, ctc; s EtOH, eth
4924	2-Ethylbutanoic acid	Diethylacetic acid	C ₆ H ₁₂ O ₂	88-09-5	116.158	liq	-31.8(0.5)	193(3)	0.9239 ²⁰	1.4132 ²⁰	sl H ₂ O, ctc; msc EtOH, eth
4925	2-Ethylbutanoic acid, triethyleneglycol diester		C ₁₈ H ₃₄ O ₆	95-08-9	346.459			181 ^{3,5}			
4926	2-Ethyl-1-butanol	2-Ethylbutyl alcohol	C ₆ H ₁₄ O	97-95-0	102.174	liq	<-15	155(2)	0.8326 ²⁰	1.4220 ²⁰	sl H ₂ O; s EtOH, eth, chl
4927	2-Ethylbutanoyl chloride		C ₆ H ₁₁ ClO	2736-40-5	134.603			140(8)	0.9825 ²⁰	1.4234 ²⁰	vs eth
4928	2-Ethyl-1-butene		C ₆ H ₁₂	760-21-4	84.159	liq	-132.0(0.2)	64.7(0.1)	0.6894 ²⁰	1.3969 ²⁰	i H ₂ O; s eth, ace, bz, chl
4929	Ethyl <i>cis</i> -2-butenate	Ethyl isocrotonate	C ₆ H ₁₀ O ₂	6776-19-8	114.142			136	0.9182 ²⁰	1.4242 ²⁰	vs ace, eth, EtOH
4930	Ethyl <i>trans</i> -2-butenate	Ethyl crotonate	C ₆ H ₁₀ O ₂	623-70-1	114.142			140(5)	0.9175 ²⁰	1.4243 ²⁰	i H ₂ O; s EtOH, eth
4931	Ethyl 3-butenate		C ₆ H ₁₀ O ₂	1617-18-1	114.142			119	0.9122 ²⁰	1.4105 ²⁰	s EtOH
4932	2-Ethylbutyl acetate		C ₈ H ₁₆ O ₂	10031-87-5	144.212		<-100	161(9)	0.8790 ²⁰	1.4109 ²⁰	i H ₂ O; s EtOH, eth, ctc
4933	2-Ethylbutyl acrylate		C ₉ H ₁₆ O ₂	3953-10-4	156.222	liq		80 ²⁰			
4934	2-Ethylbutylamine	2-Ethyl-1-butanamine	C ₆ H ₁₃ N	617-79-8	101.190	liq	125				
4935	Ethyl <i>N</i> -butylcarbamate		C ₇ H ₁₅ NO ₂	591-62-8	145.200	liq	-22	221(12)	0.9434 ²⁶	1.4278 ²⁶	
4936	Ethyl 2-butyrate		C ₆ H ₁₂ O ₂	4341-76-8	112.127			163	0.9641 ²⁰	1.4372 ²⁰	
4937	Ethyl carbamate	Urethane	C ₃ H ₇ NO ₂	51-79-6	89.094	pr (bz, to)	48.25(0.04)	185	0.9862 ²¹	1.4144 ⁵¹	vs H ₂ O, EtOH, eth, bz, chl, py; sl lig
4938	9-Ethyl-9 <i>H</i> -carbazol-3-amine		C ₁₄ H ₁₄ N ₂	132-32-1	210.274		99				
4939	9-Ethyl-9 <i>H</i> -carbazole		C ₁₄ H ₁₃ N	86-28-2	195.260	nd (al)	67(1)	190 ¹⁰	1.059 ⁹⁰	1.6394 ⁹⁰	i H ₂ O; vs EtOH, eth
4940	Ethyl chloroacetate		C ₄ H ₇ ClO ₂	105-39-5	122.551	liq	-21	144(3)	1.1585 ²⁰	1.4215 ²⁰	i H ₂ O; msc EtOH, eth, ace; s bz
4941	Ethyl 4-chloroacetoacetate		C ₆ H ₉ ClO ₃	638-07-3	164.586		-8	220 dec	1.218 ²⁵	1.4520 ²⁰	



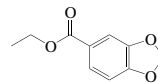
4901
4-Ethylbenzenesulfonic acid



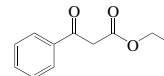
4902
2-Ethyl-1H-benzimidazole



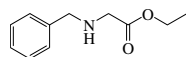
4903
Ethyl benzoate



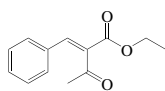
4904
Ethyl 1,3-benzodioxole-5-carboxylate



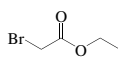
4905
Ethyl benzoylacetate



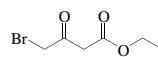
4906
Ethyl *N*-benzylglycinate



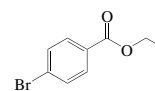
4907
Ethyl 2-benzylideneacetoacetate



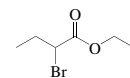
4908
Ethyl bromoacetate



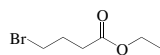
4909
Ethyl 4-bromoacetoacetate



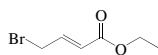
4910
Ethyl 4-bromobenzoate



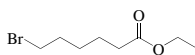
4911
Ethyl 2-bromobutanoate



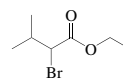
4912
Ethyl 4-bromobutanoate



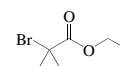
4913
Ethyl *trans*-4-bromo-2-butenate



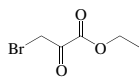
4914
Ethyl 6-bromohexanoate



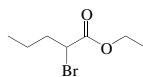
4915
Ethyl 2-bromo-3-methylbutanoate



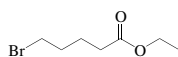
4916
Ethyl 2-bromo-2-methylpropanoate



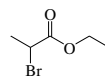
4917
Ethyl 3-bromo-2-oxopropanoate



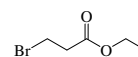
4918
Ethyl 2-bromopentanoate



4919
Ethyl 5-bromopentanoate



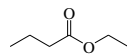
4920
Ethyl 2-bromopropanoate



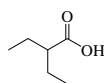
4921
Ethyl 3-bromopropanoate



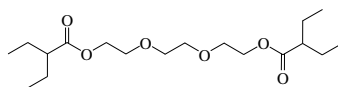
4922
2-Ethylbutanal



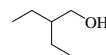
4923
Ethyl butanoate



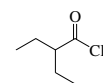
4924
2-Ethylbutanoic acid



4925
2-Ethylbutanoic acid, triethyleneglycol diester



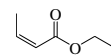
4926
2-Ethyl-1-butanol



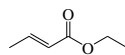
4927
2-Ethylbutanoyl chloride



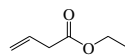
4928
2-Ethyl-1-butene



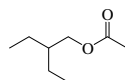
4929
Ethyl *cis*-2-butenate



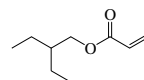
4930
Ethyl *trans*-2-butenate



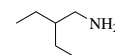
4931
Ethyl 3-butenate



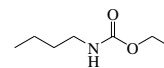
4932
2-Ethylbutyl acetate



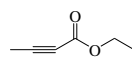
4933
2-Ethylbutyl acrylate



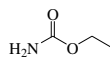
4934
2-Ethylbutylamine



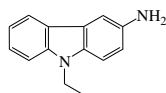
4935
Ethyl *N*-butylcarbamate



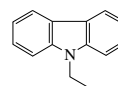
4936
Ethyl 2-butyne



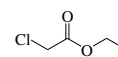
4937
Ethyl carbamate



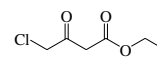
4938
9-Ethyl-9H-carbazol-3-amine



4939
9-Ethyl-9H-carbazole

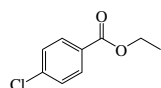


4940
Ethyl chloroacetate

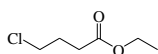


4941
Ethyl 4-chloroacetoacetate

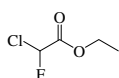
No.	Name	Synonym	Mol. Form.	CAS RN	Mol. Wt.	Physical Form	mp/°C	bp/°C	den g cm ⁻³	n _D	Solubility
4942	Ethyl 4-chlorobenzoate		C ₉ H ₉ ClO ₂	7335-27-5	184.619			237.5	1.1873 ¹⁴		vs EtOH
4943	Ethyl 4-chlorobutanoate		C ₈ H ₁₁ ClO ₂	3153-36-4	150.603			184	1.0756 ²⁰	1.4311 ²⁰	vs ace, eth, EtOH
4944	Ethyl chlorofluoroacetate		C ₄ H ₆ ClFO ₂	401-56-9	140.541			129	1.225 ²⁰	1.3927 ²⁰	
4945	Ethyl chloroformate		C ₃ H ₅ ClO ₂	541-41-3	108.524	liq	-80.6	91(2)	1.1352 ²⁰	1.3974 ²⁰	vs bz, eth, chl
4946	Ethyl 2-chloro-2-oxoacetate	Ethyl oxalyl chloride	C ₄ H ₅ ClO ₃	4755-77-5	136.534	hyg		137	1.2226 ²⁰		vs bz, eth
4947	Ethyl 2-chloropropoanoate	Ethyl α-chloropropionate	C ₅ H ₉ ClO ₂	535-13-7	136.577			147(4)	1.0793 ²⁰	1.4178 ²⁰	i H ₂ O; msc EtOH, eth; sl ctc
4948	Ethyl 3-chloropropoanoate		C ₅ H ₉ ClO ₂	623-71-2	136.577			162	1.1086 ²⁰	1.4254 ²⁰	sl H ₂ O; msc EtOH, eth
4949	Ethyl chlorosulfinate		C ₂ H ₅ ClO ₂ S	6378-11-6	128.578			52.5 ⁴⁴	1.2837 ²⁰	1.4550 ²⁵	vs eth
4950	Ethyl chlorosulfonate		C ₂ H ₅ ClO ₃ S	625-01-4	144.577			152.5	1.3502 ²⁵	1.416 ²⁰	vs eth, chl, lig
4951	S-Ethyl chlorothioformate		C ₃ H ₅ ClOS	2941-64-2	124.589	liq		136	1.195 ²⁰	1.4820 ²⁰	
4952	Ethyl <i>trans</i> -cinnamate	Ethyl <i>trans</i> -3-phenyl-2-propenoate	C ₁₁ H ₁₂ O ₂	4192-77-2	176.212		6.5(0.5)	270(3)	1.0491 ²⁰	1.5598 ²⁰	i H ₂ O; vs EtOH, eth, ace; s bz, ctc
4953	Ethyl cyanate		C ₃ H ₅ NO	627-48-5	71.078			162 dec	0.89 ²⁰	1.3788 ²⁵	vs eth, EtOH
4954	Ethyl cyanoacetate		C ₅ H ₇ NO ₂	105-56-6	113.116	liq	-26.1(0.1)	216(4)	1.0654 ²⁰	1.4175 ²⁰	s H ₂ O; vs eth, EtOH
4955	Ethyl 2-cyanoacrylate	Ethyl 2-cyano-2-propenoate	C ₆ H ₇ NO ₂	7085-85-0	125.126	liq		55 ³			
4956	Ethyl 2-cyano-3,3-diphenyl-2-propenoate	Etocrilene	C ₁₈ H ₁₅ NO ₂	5232-99-5	277.318		110.5	195 ³			
4957	Ethyl 2-cyano-3-ethoxyacrylate		C ₈ H ₁₁ NO ₃	94-05-3	169.178		52	190.5			
4958	Ethyl cyanoformate		C ₄ H ₅ NO ₂	623-49-4	99.089			115.5	1.003 ²⁵	1.3820 ²⁰	i H ₂ O; s EtOH, eth, ctc
4959	Ethyl 2-cyano-2-phenylacetate		C ₁₁ H ₁₁ NO ₂	4553-07-5	189.211	oil		275 dec	1.091 ²⁰	1.5012 ²⁵	vs ace, bz, eth, EtOH
4960	Ethyl 2-cyano-3-phenyl-2-propenoate	Ethyl 2-benzylidene-2-cyanoacetate	C ₁₂ H ₁₁ NO ₂	2025-40-3	201.221	(i) nd (al) (ii) oil	51	188 ¹⁵	1.1076 ²⁵	1.5033	vs ace, chl
4961	Ethylcyclobutane		C ₆ H ₁₂	4806-61-5	84.159	liq	-142.9(0.2)	70(1)	0.7284 ²⁰	1.4020 ²⁰	i H ₂ O; msc EtOH, eth; s ace, bz, peth
4962	Ethylcyclohexane		C ₈ H ₁₆	1678-91-7	112.213	liq	-111.28(0.1)	131.8(0.4)	0.7880 ²⁰	1.4330 ²⁰	i H ₂ O; s EtOH, ace, bz; vs lig; msc ctc
4963	Ethyl cyclohexanecarboxylate		C ₉ H ₁₆ O ₂	3289-28-9	156.222			196(4)	0.9362 ²⁰	1.4501 ¹⁵	vs ace, eth, EtOH, chl
4964	1-Ethylcyclohexene		C ₈ H ₁₄	1453-24-3	110.197	liq	-109.9(0.1)	136(3)	0.8176 ²⁵	1.4567 ²⁰	
4965	Ethyl 3-cyclohexene-1-carboxylate		C ₉ H ₁₄ O ₂	15111-56-5	154.206			194.5	0.9688 ²⁰	1.4578 ²⁰	
4966	Ethyl cyclohexylacetate		C ₁₀ H ₁₈ O ₂	5452-75-5	170.249			211	0.9537 ¹⁴	1.451 ¹⁴	
4967	Ethylcyclopentane		C ₇ H ₁₄	1640-89-7	98.186	liq	-138.42(0.02)	103.5(0.6)	0.7665 ²⁰	1.4198 ²⁰	i H ₂ O; msc EtOH, eth, ace; s bz, tol
4968	Ethyl 2-cyclopentanone-1-carboxylate		C ₈ H ₁₂ O ₃	611-10-9	156.179			221	1.0781 ²¹	1.4519 ²⁰	s eth, bz
4969	1-Ethylcyclopentene		C ₇ H ₁₂	2146-38-5	96.170	liq	-118.8(0.4)	106.2(0.2)	0.7936 ²⁵	1.4412 ²⁰	
4970	Ethylcyclopropane		C ₅ H ₁₀	1191-96-4	70.133	liq	-149.4(0.2)	36(2)	0.6790 ²⁵	1.3786 ²⁰	
4971	Ethyl cyclopropanecarboxylate		C ₆ H ₁₀ O ₂	4606-07-9	114.142			128(5)	0.9608 ¹⁵	1.4190 ²⁰	
4972	Ethyl decanoate	Ethyl caprate	C ₁₂ H ₂₄ O ₂	110-38-3	200.318	liq	-20(2)	242(1)	0.8650 ²⁰	1.4256 ²⁰	i H ₂ O; vs eth, EtOH, chl
4973	Ethyl diazoacetate	Diazoacetic ester	C ₄ H ₆ N ₂ O ₂	623-73-4	114.103	ye orth cry	-22	140 dec	1.0852 ¹⁸	1.4605 ²⁰	sl H ₂ O; msc EtOH, eth, bz, lig
4974	Ethyl dibromoacetate		C ₄ H ₆ Br ₂ O ₂	617-33-4	245.898			194	1.8991 ²⁰	1.5017 ¹³	i H ₂ O; msc EtOH, eth
4975	Ethyl 2,3-dibromobutanoate		C ₆ H ₁₀ Br ₂ O ₂	609-11-0	273.950	nd	58.5	113 ³⁰	1.6800 ²⁰		sl H ₂ O, ctc; s EtOH, eth
4976	Ethyl 2,4-dibromobutanoate		C ₆ H ₁₀ Br ₂ O ₂	36847-51-5	273.950			149 ⁵²	1.6987 ²⁰	1.4960 ²⁰	i H ₂ O; s EtOH, eth
4977	Ethyl 2,3-dibromopropoanoate		C ₅ H ₈ Br ₂ O ₂	3674-13-3	259.925			214.5	1.7966 ²⁰	1.5007 ²⁰	s EtOH, eth
4978	Ethyl 3,6-di(<i>tert</i> -butyl)-1-naphthalenesulfonate	Ethyl dibunate	C ₂₀ H ₂₆ O ₃ S	5560-69-0	348.499						s chl
4979	Ethyl dichloroacetate		C ₄ H ₆ Cl ₂ O ₂	535-15-9	156.996			155	1.2827 ²⁰	1.4386 ²⁰	sl H ₂ O; msc EtOH, eth; s ace, chl
4980	Ethylchloroarsine	Dichloroethylarsine	C ₂ H ₅ AsCl ₂	598-14-1	174.889			155.3	1.66 ²⁰		s H ₂ O; misc EtOH, bz
4981	Ethyl dichlorocarbamate		C ₃ H ₅ Cl ₂ NO ₂	13698-16-3	157.984			66 ¹⁸	1.304 ³⁰	1.4595 ²⁰	
4982	Ethyl 2,3-dichloropropoanoate		C ₅ H ₈ Cl ₂ O ₂	6628-21-3	171.022			183(7)	1.2401 ²⁰	1.4482 ²⁰	vs eth, EtOH
4983	Ethyl diethoxyacetate		C ₈ H ₁₆ O ₄	6065-82-3	176.211			199	0.985 ²⁵	1.4100 ²⁰	



4942
Ethyl 4-chlorobenzoate



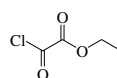
4943
Ethyl 4-chlorobutanoate



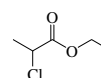
4944
Ethyl chlorofluoroacetate



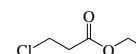
4945
Ethyl chloroformate



4946
Ethyl 2-chloro-2-oxoacetate



4947
Ethyl 2-chloropropanoate



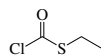
4948
Ethyl 3-chloropropanoate



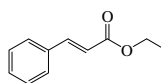
4949
Ethyl chlorosulfinate



4950
Ethyl chlorosulfonate



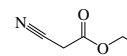
4951
S-Ethyl chlorothioformate



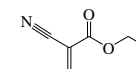
4952
Ethyl *trans*-cinnamate



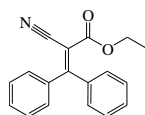
4953
Ethyl cyanate



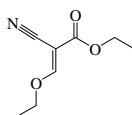
4954
Ethyl cyanoacetate



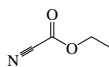
4955
Ethyl 2-cyanoacrylate



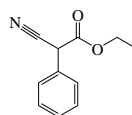
4956
Ethyl 2-cyano-3,3-diphenyl-2-propenoate



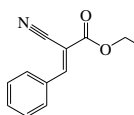
4957
Ethyl 2-cyano-3-ethoxyacrylate



4958
Ethyl cyanoformate



4959
Ethyl 2-cyano-2-phenylacetate



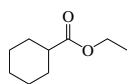
4960
Ethyl 2-cyano-3-phenyl-2-propenoate



4961
Ethylcyclobutane



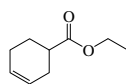
4962
Ethylcyclohexane



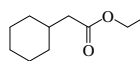
4963
Ethyl cyclohexanecarboxylate



4964
1-Ethylcyclohexene



4965
Ethyl 3-cyclohexene-1-carboxylate



4966
Ethyl cyclohexylacetate



4967
Ethylcyclopentane



4968
Ethyl 2-cyclopentanone-1-carboxylate



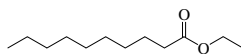
4969
1-Ethylcyclopentene



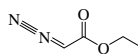
4970
Ethylcyclopropane



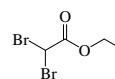
4971
Ethyl cyclopropanecarboxylate



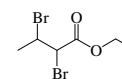
4972
Ethyl decanoate



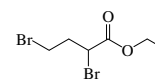
4973
Ethyl diazoacetate



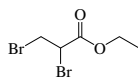
4974
Ethyl dibromoacetate



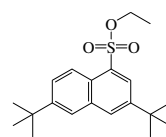
4975
Ethyl 2,3-dibromobutanoate



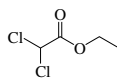
4976
Ethyl 2,4-dibromobutanoate



4977
Ethyl 2,3-dibromopropanoate



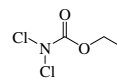
4978
Ethyl 3,6-di(*tert*-butyl)-1-naphthalenesulfonate



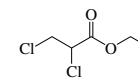
4979
Ethyl dichloroacetate



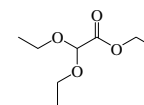
4980
Ethyldichloroarsine



4981
Ethyl dichlorocarbamate

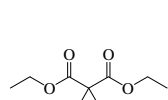


4982
Ethyl 2,3-dichloropropanoate

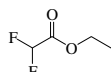


4983
Ethyl diethoxyacetate

No.	Name	Synonym	Mol. Form.	CAS RN	Mol. Wt.	Physical Form	mp/°C	bp/°C	den g cm ⁻³	n _D	Solubility
4984	Ethyl diethylmalonate		C ₁₁ H ₂₀ O ₄	77-25-8	216.275			230	0.9643 ³⁰	1.4240 ²⁰	i H ₂ O; msc EtOH, eth; s ctc
4985	Ethyl difluoroacetate		C ₄ H ₆ F ₂ O ₂	454-31-9	124.087			100	1.1765 ²⁰		i H ₂ O
4986	Ethyl difluoroarsine		C ₂ H ₅ AsF ₂	430-40-0	141.980	liq, fumes in air	-38.7	94.3	1.708 ¹⁷		
4987	5-Ethylidihydro-5-sec-butyl-2-thioxo-4,6(1 <i>H</i> ,5 <i>H</i>)-pyrimidin- edione	Thiobutabarbital	C ₁₀ H ₁₆ N ₂ O ₂ S	2095-57-0	228.311		169				
4988	5-Ethylidihydro-2(3 <i>H</i>)-furanone		C ₈ H ₁₀ O ₂	695-06-7	114.142	liq	-18	218(4)	1.0261 ²⁰	1.4495 ²⁰	vs H ₂ O, EtOH
4989	Ethyl dihydrogen phosphate		C ₂ H ₇ O ₄ P	1623-14-9	126.048	hyg cry		dec	1.430 ²⁵	1.427	vs H ₂ O, ace, eth, EtOH
4990	5-Ethylidihydro-5-phenyl-4,6(1 <i>H</i> ,5 <i>H</i>)-pyrimidin- edione	Primidone	C ₁₂ H ₁₄ N ₂ O ₂	125-33-7	218.251		281.5				
4991	Ethyl 2,4-dihydroxy-6-methyl- benzoate		C ₁₀ H ₁₂ O ₄	2524-37-0	196.200	lf (HOAc), pr (al)	132	sub			vs eth, EtOH
4992	<i>O</i> -Ethyl <i>S</i> -[2-(diisopropylamino)ethyl] methylphosphonothioate	VX Nerve agent	C ₁₁ H ₂₆ N ₂ O ₂ PS	50782-69-9	267.369	very toxic liq					
4993	Ethyl dimethylamine	<i>N,N</i> -Dimethylethanamine	C ₄ H ₁₁ N	598-56-1	73.137	liq	-140(4)	36.5(0.6)	0.675 ²⁰	1.3705 ²⁵	
4994	Ethyl 4-(dimethylamino) benzoate		C ₁₁ H ₁₅ NO ₂	10287-53-3	193.243		66.5	190 ¹⁴	1.0099 ¹⁰⁰		
4995	1-Ethyl-2,4-dimethylbenzene		C ₁₀ H ₁₄	874-41-9	134.218	liq	-62.9(0.2)	188(2)	0.8763 ²⁰	1.5038 ²⁰	vs ace, bz, eth, EtOH
4996	1-Ethyl-3,5-dimethylbenzene		C ₁₀ H ₁₄	934-74-7	134.218	liq	-84.3(0.1)	184(2)	0.8608 ²⁵	1.4981 ²⁰	i H ₂ O; msc EtOH, eth, ace, bz; s peth, ctc
4997	2-Ethyl-1,3-dimethylbenzene		C ₁₀ H ₁₄	2870-04-4	134.218	liq	-16.3(0.3)	190(2)	0.8864 ²⁵	1.5107 ²⁰	
4998	2-Ethyl-1,4-dimethylbenzene		C ₁₀ H ₁₄	1758-88-9	134.218	liq	-53.7(0.3)	186(2)	0.8732 ²⁵	1.5043 ²⁰	i H ₂ O; msc EtOH, eth, ace, bz; s peth, ctc
4999	3-Ethyl-1,2-dimethylbenzene	3-Ethyl- <i>o</i> -xylene	C ₁₀ H ₁₄	933-98-2	134.218	liq	-49.5(0.3)	194(2)	0.8881 ²⁵	1.5117 ²⁰	
5000	4-Ethyl-1,2-dimethylbenzene		C ₁₀ H ₁₄	934-80-5	134.218	liq	-66.9(0.2)	189(2)	0.8706 ²⁵	1.5031 ²⁰	i H ₂ O; msc EtOH, eth, ace, bz; s peth, ctc
5001	<i>N'</i> -Ethyl- <i>N,N</i> -dimethyl-1,2- ethanediamine		C ₆ H ₁₆ N ₂	123-83-1	116.204			134.5	0.738 ²⁵	1.4222 ²⁰	
5002	Ethyl 4,4-dimethyl-3-oxopen- tanoate	Ethyl pivaloylacetate	C ₉ H ₁₆ O ₃	17094-34-7	172.221	liq		83 ¹⁷	0.97 ¹⁸		
5003	3-Ethyl-2,2-dimethylpentane		C ₉ H ₂₀	16747-32-3	128.255	liq	-99.4(0.1)	134(4)	0.7438 ²⁰	1.4123 ²⁰	
5004	3-Ethyl-2,3-dimethylpentane		C ₉ H ₂₀	16747-33-4	128.255			142(5)	0.7508 ²⁵	1.4221 ²⁰	
5005	3-Ethyl-2,4-dimethylpentane		C ₉ H ₂₀	1068-87-7	128.255	liq	-122.38(0.09)	123(6)	0.7365 ²⁰	1.4131 ²⁰	
5006	Ethyl 2,2-dimethylpropanoate	Ethyl 2,2-dimethylpropionate	C ₇ H ₁₄ O ₂	3938-95-2	130.185	liq	-89.5(0.2)	118.3(0.4)	0.856 ²⁰	1.3906 ²⁰	s EtOH, eth
5007	3-Ethyl-2,5-dimethylpyrazine		C ₈ H ₁₂ N ₂	13360-65-1	136.194			180.5	0.9657 ²⁴	1.5014 ²⁴	sl H ₂ O, EtOH, eth
5008	3-Ethyl-2,4-dimethyl-1 <i>H</i> - pyrrole		C ₈ H ₁₃ N	517-22-6	123.196	pr	0	197(6)	0.913 ²⁰	1.4961 ²⁰	sl H ₂ O; s EtOH, eth, bz, chl
5009	Ethyl 3,5-dimethylpyrrole-2- carboxylate		C ₉ H ₁₃ NO ₂	2199-44-2	167.205	cry (al)	125	135 ^{10.5}			s EtOH, ace
5010	Ethyl 2,4-dimethylpyrrole-3- carboxylate		C ₉ H ₁₃ NO ₂	2199-51-1	167.205	cry (eth-liq, peth)	78.5	291			vs eth, EtOH
5011	Ethyl 2,5-dimethylpyrrole-3- carboxylate		C ₉ H ₁₃ NO ₂	2199-52-2	167.205	orth (al)	117.5	291			vs EtOH
5012	Ethyl 4,5-dimethylpyrrole-3- carboxylate		C ₉ H ₁₃ NO ₂	2199-53-3	167.205	cry (dil al)	111.3				vs eth, EtOH, chl
5013	Ethyl 2,4-dioxopentanoate		C ₇ H ₁₀ O ₄	615-79-2	158.152		18	214	1.1251 ²⁰	1.4757 ¹⁷	vs eth, EtOH
5014	<i>O</i> -Ethyl dithiocarbonate	Xanthogenic acid	C ₃ H ₆ OS ₂	151-01-9	122.209	unstab liq	-53	25			
5015	Ethylene	Ethene	C ₂ H ₄	74-85-1	28.053	col gas	-169.18(0.02)	-103.8(0.3)	0.5678 ¹⁰⁴	1.363 ¹⁰⁰	i H ₂ O; sl EtOH, bz, ace; s eth
5016	Ethylenebisdithiocarbamic acid		C ₄ H ₈ N ₂ S ₄	111-54-6	212.380	unstab liq					
5017	Ethylene carbonate	Vinylene carbonate	C ₃ H ₄ O ₃	96-49-1	88.062	mcl pl (al)	36.331 (0.004)	246(1)	1.3214 ³⁹	1.4148 ⁵⁰	msc H ₂ O, EtOH, eth, bz, chl, AcOEt
5018	Ethylenediaminetetraacetic acid	EDTA	C ₁₀ H ₁₆ N ₂ O ₈	60-00-4	292.242	cry (w)	245	dec			
5019	Ethylenediaminetetraacetic acid, disodium salt, dihydrate	EDTA disodium	C ₁₀ H ₁₈ N ₂ Na ₂ O ₁₀	6381-92-6	372.237		242	dec			
5020	<i>N,N'</i> -Ethylene distearylamine	<i>N,N'</i> -Dioctadecanoyl ethanedi- amine	C ₃₈ H ₇₆ N ₂ O ₂	110-30-5	593.022	cry (EtOH)	149				
5021	Ethyleneimine	Aziridine	C ₂ H ₅ N	151-56-4	43.068	liq	-78.0(0.5)	54(1)	0.832 ²⁵		msc H ₂ O; s EtOH; vs eth; sl chl



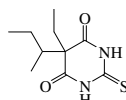
4984
Ethyl diethylmalonate



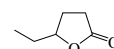
4985
Ethyl difluoroacetate



4986
Ethyldifluoroarsine



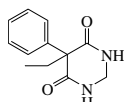
4987
5-Ethyldihydro-5-sec-butyl-2-thioxo-4,6(1H,5H)-pyrimidinedione



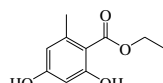
4988
5-Ethyldihydro-2(3H)-furanone



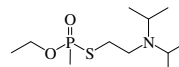
4989
Ethyl dihydrogen phosphate



4990
5-Ethyldihydro-5-phenyl-4,6(1H,5H)-pyrimidinedione



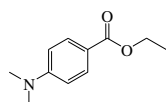
4991
Ethyl 2,4-dihydroxy-6-methylbenzoate



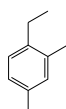
4992
O-Ethyl S-[2-(diisopropylamino)ethyl] methylphosphonothioate



4993
Ethyldimethylamine



4994
Ethyl 4-(dimethylamino)benzoate



4995
1-Ethyl-2,4-dimethylbenzene



4996
1-Ethyl-3,5-dimethylbenzene



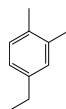
4997
2-Ethyl-1,3-dimethylbenzene



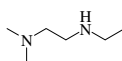
4998
2-Ethyl-1,4-dimethylbenzene



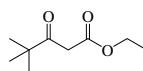
4999
3-Ethyl-1,2-dimethylbenzene



5000
4-Ethyl-1,2-dimethylbenzene



5001
N'-Ethyl-N,N-dimethyl-1,2-ethanediamine



5002
Ethyl 4,4-dimethyl-3-oxopentanoate



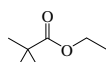
5003
3-Ethyl-2,2-dimethylpentane



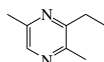
5004
3-Ethyl-2,3-dimethylpentane



5005
3-Ethyl-2,4-dimethylpentane



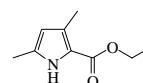
5006
Ethyl 2,2-dimethylpropanoate



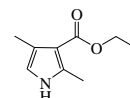
5007
3-Ethyl-2,5-dimethylpyrazine



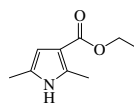
5008
3-Ethyl-2,4-dimethyl-1H-pyrrole



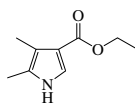
5009
Ethyl 3,5-dimethylpyrrole-2-carboxylate



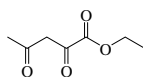
5010
Ethyl 2,4-dimethylpyrrole-3-carboxylate



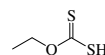
5011
Ethyl 2,5-dimethylpyrrole-3-carboxylate



5012
Ethyl 4,5-dimethylpyrrole-3-carboxylate



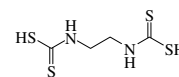
5013
Ethyl 2,4-dioxopentanoate



5014
O-Ethyl dithiocarbonate



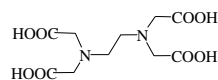
5015
Ethylene



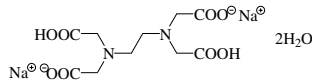
5016
Ethylenebis(dithiocarbamic acid)



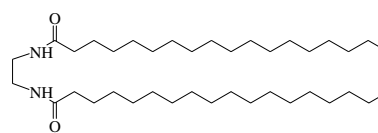
5017
Ethylene carbonate



5018
Ethylenediaminetetraacetic acid



5019
Ethylenediaminetetraacetic acid, disodium salt, dihydrate

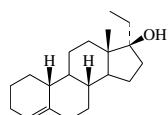
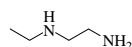
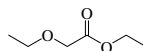
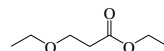
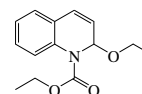
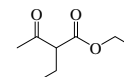
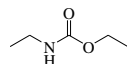
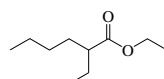
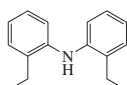
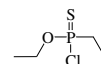
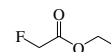
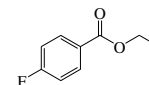
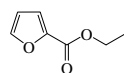
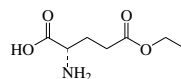
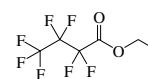
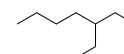
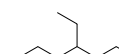
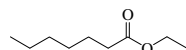
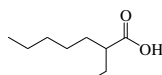
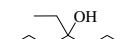
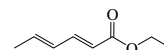
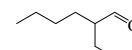
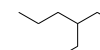
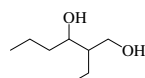
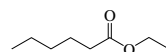
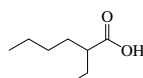
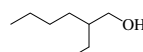
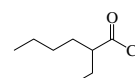
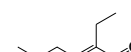
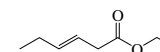
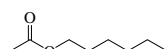
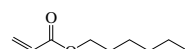
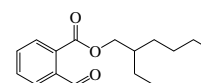
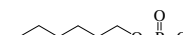
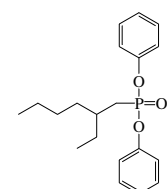
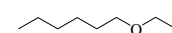
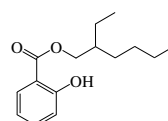
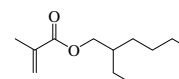
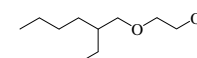


5020
N,N'-Ethylene distearylamine

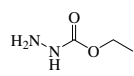
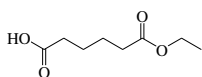
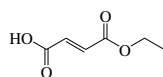
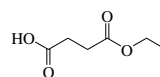
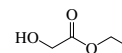
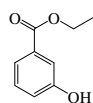
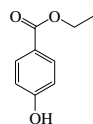
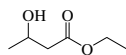
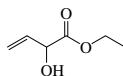
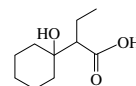
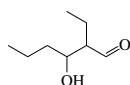
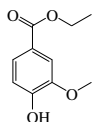
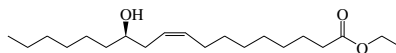
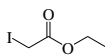
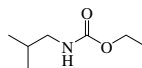
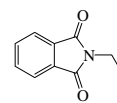
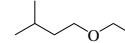
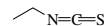
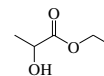
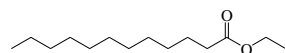
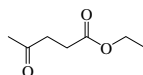
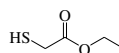
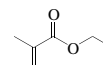
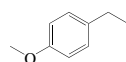
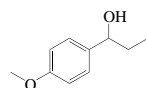
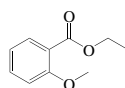
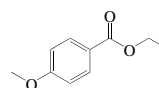
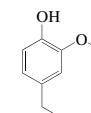


5021
Ethyleneimine

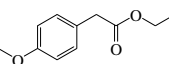
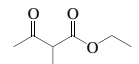
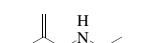
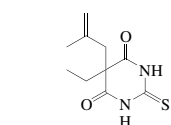


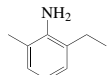
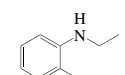
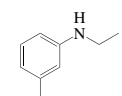
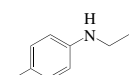
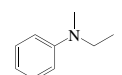
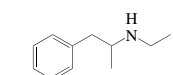
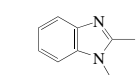
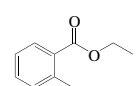
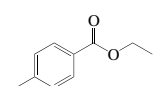
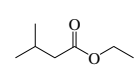
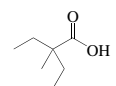
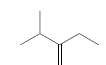
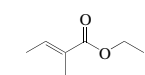
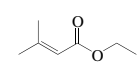
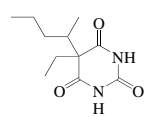
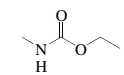
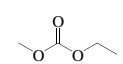
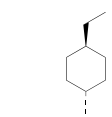



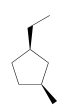
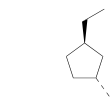



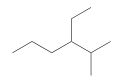
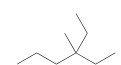
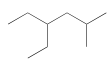
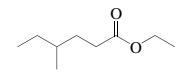
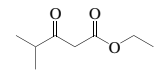


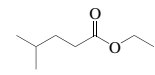
No.	Name	Synonym	Mol. Form.	CAS RN	Mol. Wt.	Physical Form	mp/°C	bp/°C	den g cm ⁻³	n _D	Solubility
5022	Ethylestrenol		C ₂₀ H ₃₂ O	965-90-2	288.467	cry	77				
5023	<i>N</i> -Ethyl-1,2-ethanediamine		C ₄ H ₁₂ N ₂	110-72-5	88.151			129	0.837 ²⁵	1.4385 ²⁰	
5024	Ethyl ethoxyacetate		C ₆ H ₁₂ O ₃	817-95-8	132.157			158	0.9702 ²⁰	1.4039 ²⁰	s EtOH, eth, ace
5025	Ethyl 3-ethoxypropanoate		C ₇ H ₁₄ O ₃	763-69-9	146.184			168(2)	0.9490 ²⁰	1.4065 ²⁰	
5026	Ethyl 2-ethoxy-1(2 <i>H</i>)-quinolinecarboxylate	EEDQ	C ₁₄ H ₁₇ NO ₃	16357-59-8	247.290		56.5	126 ^{0.1}			s chl
5027	Ethyl 2-ethylacetoacetate		C ₈ H ₁₄ O ₃	607-97-6	158.195			197(4)	0.9847 ¹⁶	1.4214 ²⁵	msc EtOH, eth
5028	Ethyl ethylcarbamate		C ₅ H ₁₁ NO ₂	623-78-9	117.147			176	0.9813 ²⁰	1.4215 ²⁰	vs H ₂ O, eth, EtOH
5029	Ethyl 2-ethylhexanoate	Ethyl 2-ethylcaproate	C ₁₀ H ₂₀ O ₂	2983-37-1	172.265			90 ²⁸	0.8586 ²⁵	1.4123 ²⁵	
5030	2-Ethyl- <i>N</i> -(2-ethylphenyl)-aniline		C ₁₆ H ₁₉ N	64653-59-4	225.329		29	336 ⁶⁰³		1.5550 ²⁵	i H ₂ O; vs EtOH, eth; sl chl; s acid
5031	<i>O</i> -Ethyl ethylthiophosphonyl chloride		C ₄ H ₁₀ ClOPS	1497-68-3	172.613	liq		35 ^{0.7}	1.15 ²⁰		
5032	Ethyl fluoroacetate		C ₄ H ₇ FO ₂	459-72-3	106.096			120	1.0912 ²⁰	1.3755 ²⁰	vs H ₂ O
5033	Ethyl 4-fluorobenzoate		C ₈ H ₈ FO ₂	451-46-7	168.164	mcl pr (w)	26	210	1.146 ²⁵	1.4864 ²⁰	vs eth, EtOH
5034	<i>N</i> -Ethylformamide		C ₃ H ₇ NO	627-45-2	73.094			198	0.9552 ²⁰	1.4320 ²⁰	msc H ₂ O, EtOH, eth
5035	Ethyl formate		C ₃ H ₆ O ₂	109-94-4	74.079	liq	-79.6(0.5)	54.09(0.1)	0.9208 ²⁰	1.3609 ²⁰	s H ₂ O; msc EtOH, eth; vs ace; sl ctc
5036	2-Ethylfuran		C ₆ H ₈ O	3208-16-0	96.127			92(3)	0.9018 ²⁰	1.4403 ²⁰	s EtOH, eth, ace, bz
5037	Ethyl 2-furancarboxylate	Ethyl 2-furanoate	C ₇ H ₈ O ₃	614-99-3	140.137	lf or pr	34.5	196.8	1.1174 ²¹	1.4797 ²¹	i H ₂ O; msc EtOH, eth, ace; s bz
5038	γ-Ethyl <i>L</i> -glutamate		C ₇ H ₁₃ NO ₄	1119-33-1	175.183		191				sl H ₂ O
5039	Ethyl heptafluorobutanoate		C ₆ H ₅ F ₇ O ₂	356-27-4	242.092			95	1.394 ²⁰	1.3011 ²⁰	sl H ₂ O; s eth, ace
5040	3-Ethylheptane		C ₉ H ₂₀	15869-80-4	128.255	liq	-114.9	143.1(0.7)	0.7225 ²⁵	1.4093 ²⁰	
5041	4-Ethylheptane		C ₉ H ₂₀	2216-32-2	128.255			141(4)	0.7241 ²⁵	1.4096 ²⁰	i H ₂ O; s eth; msc EtOH, ace, bz
5042	Ethyl heptanoate	Ethyl oenanthate	C ₉ H ₁₈ O ₂	106-30-9	158.238	liq	-66.2(0.5)	188(2)	0.8817 ²⁰	1.4100 ²⁰	sl H ₂ O, ctc; s EtOH, eth
5043	2-Ethylheptanoic acid		C ₉ H ₁₈ O ₂	3274-29-1	158.238	liq		153 ³¹		1.4255 ²⁷	
5044	4-Ethyl-4-heptanol		C ₉ H ₂₀ O	597-90-0	144.254			179(7)	0.8350 ²⁰	1.4332 ²⁰	vs eth, EtOH
5045	Ethyl <i>trans,trans</i> -2,4-hexadienoate	Ethyl sorbate	C ₈ H ₁₂ O ₂	2396-84-1	140.180			195.5	0.9506 ²⁰	1.4951 ²⁰	vs eth, EtOH, chl
5046	2-Ethylhexanal		C ₈ H ₁₆ O	123-05-7	128.212	liq	<-100	161(7)	0.8540 ²⁰	1.4142 ²⁰	i H ₂ O; s EtOH, eth; sl ctc
5047	3-Ethylhexane		C ₈ H ₁₈	619-99-8	114.229			118.5(0.5)	0.7136 ²⁰	1.4018 ²⁰	i H ₂ O; msc EtOH, eth, ace, bz, chl; s ctc
5048	2-Ethyl-1,3-hexanediol	Ethohexadiol	C ₈ H ₁₈ O ₂	94-96-2	146.228	liq	-40	243(8)	0.9325 ²²	1.4497 ²⁰	sl H ₂ O; s EtOH, eth
5049	Ethyl hexanoate		C ₈ H ₁₆ O ₂	123-66-0	144.212	liq	-67.6(0.4)	165(1)	0.873 ²⁰	1.4073 ²⁰	sl H ₂ O; vs eth, EtOH
5050	2-Ethylhexanoic acid		C ₈ H ₁₆ O ₂	149-57-5	144.212			227.5(0.1)	0.9031 ²⁵	1.4241 ²⁰	s H ₂ O, eth, ctc; sl EtOH
5051	2-Ethyl-1-hexanol		C ₈ H ₁₈ O	104-76-7	130.228	liq	-70	186.2(0.2)	0.8319 ²⁵	1.4300 ²⁰	i H ₂ O; s EtOH, eth, ace, bz, chl
5052	2-Ethylhexanoyl chloride		C ₈ H ₁₅ ClO	760-67-8	162.657			101 ⁴⁰	0.939 ²⁵	1.4335 ²⁰	
5053	2-Ethyl-2-hexenal		C ₈ H ₁₄ O	645-62-5	126.196			175(1)	0.8554 ²⁰		
5054	Ethyl 3-hexenoate	Ethyl hydrosorbate	C ₈ H ₁₄ O ₂	2396-83-0	142.196			166.5	0.8957 ²⁰	1.4255 ²⁰	
5055	2-Ethylhexyl acetate		C ₁₀ H ₂₀ O ₂	103-09-3	172.265	liq	-80	200(1)	0.8718 ²⁰	1.4204 ²⁰	i H ₂ O; s EtOH, eth
5056	2-Ethylhexyl acrylate		C ₁₁ H ₂₀ O ₂	103-11-7	184.276		-90	125 ⁶⁰	0.880 ²⁵	1.4332 ²⁵	
5057	2-Ethylhexylamine	2-Ethyl-1-hexanamine	C ₈ H ₁₉ N	104-75-6	129.244			172(12)			sl H ₂ O
5058	2-Ethylhexyl butyl phthalate	Butyl 2-ethylhexyl phthalate	C ₂₀ H ₃₀ O ₄	85-69-8	334.450	col liq					sl H ₂ O
5059	2-Ethylhexyl dihydrogen phosphate	Mono(2-ethylhexyl) phosphate	C ₈ H ₁₉ O ₄ P	1070-03-7	210.208	liq					s H ₂ O, bz
5060	2-Ethylhexyl diphenyl phosphite	Forstab	C ₂₀ H ₂₇ O ₃ P	15647-08-2	346.400			152 ^{0.15}	1.054 ²⁰	1.5207 ²⁷	
5061	Ethyl hexyl ether	1-Ethoxyhexane	C ₈ H ₁₈ O	5756-43-4	130.228			142(4)	0.7722 ²⁰	1.4008 ²⁰	vs eth, EtOH
5062	2-Ethylhexyl 2-hydroxybenzoate	Octisalate	C ₁₈ H ₂₂ O ₃	118-60-5	250.334	liq		190 ²¹	1.01		
5063	2-Ethylhexyl methacrylate		C ₁₂ H ₂₂ O ₂	688-84-6	198.302			120 ¹⁸	0.880 ²⁵	1.436 ²⁵	
5064	2-[(2-Ethylhexyl)oxy]ethanol	Ethylene glycol mono(2-ethylhexyl) ether	C ₁₀ H ₂₂ O ₂	1559-35-9	174.281			231(4)			

5022
Ethylestrenol5023
N-Ethyl-1,2-ethanediamine5024
Ethyl ethoxyacetate5025
Ethyl 3-ethoxypropanoate5026
Ethyl 2-ethoxy-1(2*H*)-quinolinecarboxylate5027
Ethyl 2-ethylacetoacetate5028
Ethyl ethylcarbamate5029
Ethyl 2-ethylhexanoate5030
2-Ethyl-*N*-(2-ethylphenyl)aniline5031
O-Ethyl ethylthiophosphoryl chloride5032
Ethyl fluoroacetate5033
Ethyl 4-fluorobenzoate5034
N-Ethylformamide5035
Ethyl formate5036
2-Ethylfuran5037
Ethyl 2-furancarboxylate5038
 γ -Ethyl *L*-glutamate5039
Ethyl heptafluorobutanoate5040
3-Ethylheptane5041
4-Ethylheptane5042
Ethyl heptanoate5043
2-Ethylheptanoic acid5044
4-Ethyl-4-heptanol5045
Ethyl *trans,trans*-2,4-hexadienoate5046
2-Ethylhexanal5047
3-Ethylhexane5048
2-Ethyl-1,3-hexanediol5049
Ethyl hexanoate5050
2-Ethylhexanoic acid5051
2-Ethyl-1-hexanol5052
2-Ethylhexanoyl chloride5053
2-Ethyl-2-hexenal5054
Ethyl 3-hexenoate5055
2-Ethylhexyl acetate5056
2-Ethylhexyl acrylate5057
2-Ethylhexylamine5058
2-Ethylhexyl butyl phthalate5059
2-Ethylhexyl dihydrogen phosphate5060
2-Ethylhexyl diphenyl phosphite5061
Ethyl hexyl ether5062
2-Ethylhexyl 2-hydroxybenzoate5063
2-Ethylhexyl methacrylate5064
2-[(2-Ethylhexyl)oxy]ethanol

No.	Name	Synonym	Mol. Form.	CAS RN	Mol. Wt.	Physical Form	mp/°C	bp/°C	den g cm ⁻³	n _D	Solubility
5065	Ethylhydrazine		C ₂ H ₈ N ₂	624-80-6	60.098			101			vs H ₂ O, ace, eth, EtOH
5066	Ethyl hydrazinecarboxylate	Ethyl carbazate	C ₃ H ₈ N ₂ O ₂	4114-31-2	104.108	cry	45.8(0.4)	198 dec			s EtOH, eth; sl chl
5067	Ethyl hydrogen adipate	Ethyl hydrogen hexanedioate	C ₈ H ₁₄ O ₄	626-86-8	174.195	hyg cry (eth, peth)	29	285	0.9796 ²⁰	1.4311 ²⁰	s EtOH, eth, peth
5068	Ethyl hydrogen fumarate		C ₆ H ₈ O ₄	2459-05-4	144.126		70	147 ¹⁶	1.1109 ⁸⁷		s EtOH, ace; sl chl
5069	Ethyl hydrogen succinate	Butanedioic acid, monoethyl ester	C ₆ H ₁₀ O ₄	1070-34-4	146.141	pr or nd	8	172 ⁴²	1.1466 ²⁰	1.4327 ²⁰	vs H ₂ O, eth, EtOH
5070	Ethyl hydroperoxide	Ethyl hydrogen peroxide	C ₂ H ₆ O ₂	3031-74-1	62.068	liq	-100	95(8)	0.9332 ²⁰	1.3800 ²⁰	vs H ₂ O, bz, eth, EtOH
5071	Ethyl hydroxyacetate		C ₄ H ₈ O ₃	623-50-7	104.105			156(3)	1.0826 ²³	1.4180 ²⁰	vs eth, EtOH
5072	Ethyl 3-hydroxybenzoate		C ₉ H ₁₀ O ₃	7781-98-8	166.173	pl (bz)	74		1.0680 ¹³¹		sl H ₂ O, chl; s EtOH, eth
5073	Ethyl 4-hydroxybenzoate	Ethylparaben	C ₉ H ₁₀ O ₃	120-47-8	166.173	cry (dil al)	117	297.5			sl H ₂ O, chl, tfa; vs EtOH, eth; i CS ₂
5074	Ethyl 3-hydroxybutanoate, (±)-		C ₆ H ₁₂ O ₃	35608-64-1	132.157			185	1.017 ²⁰	1.4182 ²⁰	s H ₂ O, EtOH; sl ctc
5075	Ethyl 2-hydroxy-3-butenate		C ₆ H ₁₀ O ₃	91890-87-8	130.141			173 dec	1.0470 ¹⁵	1.436 ¹³	vs H ₂ O, eth, EtOH
5076	α-Ethyl-1-hydroxycyclohexaneacetic acid	Cyclobutyrol	C ₁₀ H ₁₈ O ₃	512-16-3	186.248	cry (eth-peth)	81.5	164 ²⁴	1.0010 ¹⁸	1.4680 ¹⁸	vs ace, eth, EtOH, chl
5077	N-Ethyl-N-hydroxyethanamine	N,N-Diethylhydroxylamine	C ₄ H ₁₁ NO	3710-84-7	89.136		10	131.0(0.3)	0.8669 ²⁰	1.4195 ²⁰	
5078	2-Ethyl-3-hydroxyhexanal		C ₈ H ₁₆ O ₂	496-03-7	144.212			138 ³⁰			
5079	Ethyl 4-hydroxy-3-methoxybenzoate		C ₁₀ H ₁₂ O ₄	617-05-0	196.200	nd (dil al)	44	292			i H ₂ O; vs EtOH, eth; s chl
5080	Ethyl <i>cis</i> -12-hydroxy-9-octadecenoate, (<i>R</i>)-	Ethyl ricinoleate	C ₂₀ H ₃₈ O ₃	55066-53-0	326.514			258 ¹³	0.9180 ²⁰	1.4618 ²²	
5081	Ethylidenecyclohexane		C ₈ H ₁₄	1003-64-1	110.197			137(3)	0.822 ²⁵	1.4618 ²⁰	
5082	5-Ethylidene-2-norbomene	5-Ethylidenebicyclo[2.2.1]-hept-2-ene	C ₉ H ₁₂	16219-75-3	120.191	liq		146	0.893	1.4900 ²⁰	
5083	1-Ethyl-1 <i>H</i> -imidazole		C ₅ H ₈ N ₂	7098-07-9	96.131			208	0.999 ²⁵		msc H ₂ O
5084	Ethyl iodoacetate		C ₄ H ₇ IO ₂	623-48-3	214.002	oil		179(7)	1.8173 ¹³	1.5079 ¹³	s EtOH, eth
5085	Ethyl isobutylcarbamate	Isobutyl urethane	C ₇ H ₁₅ NO ₂	539-89-9	145.200		<-65	110 ³⁰	0.9432 ²⁰	1.4288 ²⁰	vs eth, EtOH
5086	Ethyl isocyanate		C ₃ H ₅ NO	109-90-0	71.078			56(1)	0.9031 ²⁰	1.3808 ²⁰	i H ₂ O; msc EtOH, eth
5087	Ethyl isocyanide		C ₃ H ₅ N	624-79-3	55.079		<-66	79	0.7402 ²⁰	1.3622 ²⁰	vs H ₂ O; msc EtOH, eth; s ace
5088	N-Ethyl-1 <i>H</i> -isoindole-1,3(2 <i>H</i>)-dione		C ₁₀ H ₉ NO ₂	5022-29-7	175.184	nd (al)	79	285.5			s EtOH, eth
5089	Ethyl isopentyl ether		C ₇ H ₁₆ O	628-04-6	116.201			112(5)	0.7688 ²¹		vs eth, EtOH
5090	Ethylisopropylamine	N-Ethyl-2-propanamine	C ₅ H ₁₃ N	19961-27-4	87.164			68(7)		1.3872 ²⁵	
5091	1-Ethyl-2-isopropylbenzene		C ₁₁ H ₁₆	18970-44-0	148.245			193(7)	0.888 ²⁰	1.508 ²⁰	vs ace, bz, eth, EtOH
5092	Ethyl isopropyl ether		C ₅ H ₁₂ O	625-54-7	88.148			54(3)	0.720 ²⁵	1.3698 ²⁵	s H ₂ O, ace, chl; msc EtOH, eth
5093	N-Ethyl-N-isopropyl-2-propanamine	Ethyl-diisopropylamine	C ₈ H ₁₉ N	7087-68-5	129.244			114(10)	0.742 ²⁵	1.4138 ²⁰	s ctc
5094	Ethyl isopropyl sulfide		C ₆ H ₁₂ S	5145-99-3	104.214	liq	-122.2(0.2)	107.3(0.6)	0.8246 ²⁰		
5095	Ethyl isothiocyanate		C ₃ H ₅ NS	542-85-8	87.144	liq	-5.9	140(9)	0.9990 ²⁰	1.5130 ²⁰	i H ₂ O; msc EtOH, eth
5096	Ethyl lactate	Ethyl 2-hydroxypropionate	C ₅ H ₁₀ O ₃	2676-33-7	118.131	liq	-26	151(7)	1.0328 ²⁰	1.4124 ²⁰	vs H ₂ O, eth, EtOH
5097	Ethyl laurate		C ₁₄ H ₂₈ O ₂	106-33-2	228.371	liq	-1.8(0.4)	276(3)	0.8618 ²⁰	1.4311 ²⁰	i H ₂ O; vs EtOH; msc eth; sl ctc
5098	Ethyl levulinate		C ₇ H ₁₂ O ₃	539-88-8	144.168			205.8	1.0111 ²⁰	1.4229 ²⁰	vs H ₂ O, EtOH
5099	Ethyl mercaptoacetate		C ₄ H ₈ O ₂ S	623-51-8	120.171			157	1.0964 ¹⁵	1.4582 ²⁰	s EtOH, eth; sl ctc
5100	Ethyl methacrylate	Ethyl 2-methyl-2-propenoate	C ₆ H ₁₀ O ₂	97-63-2	114.142			116(19)	0.9135 ²⁰	1.4147 ²⁰	sl H ₂ O, chl; msc EtOH, eth
5101	Ethyl methanesulfonate		C ₃ H ₈ O ₃ S	62-50-0	124.159			86 ¹⁰			
5102	1-Ethyl-4-methoxybenzene		C ₉ H ₁₀ O	1515-95-3	136.190			196(8)	0.9624 ¹⁵	1.5120 ²⁰	vs bz, eth
5103	α-Ethyl-4-methoxybenzenemethanol		C ₁₀ H ₁₄ O ₂	5349-60-0	166.217			143 ²⁰		1.5277 ²⁰	s ctc
5104	Ethyl 2-methoxybenzoate		C ₁₀ H ₁₂ O ₃	7335-26-4	180.200			262(7)	1.1124 ²⁰	1.5224 ²⁰	vs eth, EtOH
5105	Ethyl 4-methoxybenzoate		C ₁₀ H ₁₂ O ₃	94-30-4	180.200		7.5	266(19)	1.1038 ²⁰	1.5254 ²⁰	i H ₂ O; s EtOH, eth
5106	4-Ethyl-2-methoxyphenol		C ₉ H ₁₂ O ₂	2785-89-9	152.190	liq	-7	236.5	1.0931 ¹⁸		

5065
Ethylhydrazine5066
Ethyl hydrazinecarboxylate5067
Ethyl hydrogen adipate5068
Ethyl hydrogen fumarate5069
Ethyl hydrogen succinate5070
Ethyl hydroperoxide5071
Ethyl hydroxyacetate5072
Ethyl 3-hydroxybenzoate5073
Ethyl 4-hydroxybenzoate5074
Ethyl 3-hydroxybutanoate, (±)-5075
Ethyl 2-hydroxy-3-butenate5076
α-Ethyl-1-hydroxycyclohexanecarboxylic acid5077
N-Ethyl-N-ethylethanamine5078
2-Ethyl-3-hydroxyhexanal5079
Ethyl 4-hydroxy-3-methoxybenzoate5080
Ethyl cis-12-hydroxy-9-octadecenoate, (R)-5081
Ethylidenecyclohexane5082
5-Ethylidene-2-norbornene5083
1-Ethyl-1H-imidazole5084
Ethyl iodoacetate5085
Ethyl isobutylcarbamate5086
Ethyl isocyanate5087
Ethyl isocyanide5088
N-Ethyl-1H-indole-1,3(2H)-dione5089
Ethyl isopentyl ether5090
Ethylisopropylamine5091
1-Ethyl-2-isopropylbenzene5092
Ethyl isopropyl ether5093
N-Ethyl-N-isopropyl-2-propanamine5094
Ethyl isopropyl sulfide5095
Ethyl isothiocyanate5096
Ethyl lactate5097
Ethyl laurate5098
Ethyl levulinate5099
Ethyl mercaptoacetate5100
Ethyl methacrylate5101
Ethyl methanesulfonate5102
1-Ethyl-4-methoxybenzene5103
α-Ethyl-4-methoxybenzenemethanol5104
Ethyl 2-methoxybenzoate5105
Ethyl 4-methoxybenzoate5106
4-Ethyl-2-methoxyphenol

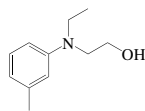
No.	Name	Synonym	Mol. Form.	CAS RN	Mol. Wt.	Physical Form	mp/°C	bp/°C	den g cm ⁻³	n _D	Solubility
5107	Ethyl (4-methoxyphenyl)-acetate		C ₁₁ H ₁₄ O ₃	14062-18-1	194.227			139 ⁷⁰	1.097 ²⁵	1.5075 ²⁰	
5108	Ethyl 2-methylacetacetate		C ₇ H ₁₂ O ₃	609-14-3	144.168			187	0.9941 ²⁰	1.4185 ²⁰	sl H ₂ O; s EtOH, eth; vs ace
5109	<i>N</i> -Ethyl-2-methylallylamine	<i>N</i> -Ethyl-2-methyl-2-propen-1-amine	C ₆ H ₁₃ N	18328-90-0	99.174	liq		104.7	0.753	1.4221 ²⁰	msc H ₂ O
5110	5-Ethyl-5-(2-methylallyl)-2-thiobarbituric acid	Methallatal	C ₁₀ H ₁₄ N ₂ O ₂ S	115-56-0	226.295		160.5				
5111	Ethylmethylaniline	<i>N</i> -Methylethanamine	C ₃ H ₉ N	624-78-2	59.110			34.2(0.2)			vs H ₂ O, ace, eth, EtOH
5112	Ethylmethylaniline hydrochloride	<i>N</i> -Methylethanamine hydrochloride	C ₃ H ₁₀ ClN	624-60-2	95.571	pl (al-eth)	128		1.0874 ²⁰		vs H ₂ O, EtOH; i eth; s chl
5113	2-Ethyl-6-methylaniline		C ₉ H ₁₃ N	24549-06-2	135.206	liq	-33	231	0.968 ²⁵	1.5525 ²⁰	
5114	<i>N</i> -Ethyl-2-methylaniline		C ₉ H ₁₃ N	94-68-8	135.206		<-15	216	0.948 ²⁵	1.5456 ²⁰	s EtOH, eth
5115	<i>N</i> -Ethyl-3-methylaniline		C ₉ H ₁₃ N	102-27-2	135.206			221	0.9263 ¹⁵	1.5451 ²⁰	s EtOH, eth
5116	<i>N</i> -Ethyl-4-methylaniline	<i>N</i> -Ethyl-4-toluidine	C ₉ H ₁₃ N	622-57-1	135.206			217	0.9391 ¹⁶		s EtOH, eth
5117	<i>N</i> -Ethyl- <i>N</i> -methylaniline		C ₉ H ₁₃ N	613-97-8	135.206			204(5)	0.92 ⁵⁵		i H ₂ O; msc EtOH, eth; s ctc
5118	<i>N</i> -Ethyl- α -methylbenzeneethanamine	<i>N</i> -Ethylamphetamine	C ₁₁ H ₁₇ N	457-87-4	163.260			105 ¹⁴		1.4986 ²⁵	
5119	<i>N</i> -Ethyl-4-methylbenzenesulfonamide		C ₉ H ₁₃ NO ₂ S	80-39-7	199.270		64				s EtOH
5120	1-Ethyl-2-methyl-1 <i>H</i> -benzimidazole		C ₁₀ H ₁₂ N ₂	5805-76-5	160.215		51	296	1.073 ²⁵		
5121	Ethyl 2-methylbenzoate		C ₁₀ H ₁₂ O ₂	87-24-1	164.201		<-10	227(8)	1.0325 ²¹	1.507 ²²	i H ₂ O; msc EtOH, eth
5122	Ethyl 4-methylbenzoate		C ₁₀ H ₁₂ O ₂	94-08-6	164.201			236(7)	1.0269 ¹⁸	1.5089 ¹⁸	i H ₂ O; msc EtOH, eth
5123	Ethyl 3-methylbutanoate	Ethyl isovalerate	C ₇ H ₁₄ O ₂	108-64-5	130.185	liq	-99.3	135(3)	0.8656 ²⁰	1.3962 ²⁰	sl H ₂ O; vs EtOH, eth
5124	2-Ethyl-2-methylbutanoic acid		C ₇ H ₁₄ O ₂	19889-37-3	130.185		<-20	207		1.4250 ²⁰	vs EtOH
5125	2-Ethyl-3-methyl-1-butene		C ₇ H ₁₄	7357-93-9	98.186			86.3(0.5)	0.7150 ²⁰	1.410 ²⁰	i H ₂ O; s eth, ace, bz, chl
5126	Ethyl <i>trans</i> -2-methyl-2-butenolate		C ₇ H ₁₂ O ₂	5837-78-5	128.169			156	0.9200 ²⁰	1.4340 ²⁰	
5127	Ethyl 3-methyl-2-butenolate		C ₇ H ₁₂ O ₂	638-10-8	128.169			153.5	0.9199 ²¹	1.4345 ²⁰	
5128	5-Ethyl-5-(1-methylbutyl)-2,4,6-(1 <i>H</i> ,3 <i>H</i> ,5 <i>H</i>)-pyrimidine-trione		C ₁₁ H ₁₈ N ₂ O ₃	76-74-4	226.272		130(1)				sl H ₂ O; s EtOH, eth
5129	Ethyl <i>N</i> -methylcarbamate		C ₄ H ₉ NO ₂	105-40-8	103.120			169(5)	1.0115 ²⁰	1.4183 ²⁰	vs H ₂ O, EtOH
5130	Ethyl methyl carbonate		C ₄ H ₈ O ₃	623-53-0	104.105	liq	-14	107.5	1.012 ²⁰	1.3778 ²⁰	vs eth, EtOH
5131	<i>trans</i> -1-Ethyl-4-methylcyclohexane		C ₈ H ₁₈	6236-88-0	126.239	liq	-80.8	147(6)	0.7798 ²⁰	1.4304 ²⁰	
5132	1-Ethyl-1-methylcyclopentane		C ₈ H ₁₆	16747-50-5	112.213	liq	-143.8(0.2)	121.5(0.6)	0.7767 ²⁵	1.4272 ²⁰	vs ace, bz, eth, EtOH
5133	<i>cis</i> -1-Ethyl-2-methylcyclopentane		C ₈ H ₁₆	930-89-2	112.213	liq	-105.9(0.1)	128(1)	0.7852 ²⁰	1.4293 ²⁰	
5134	<i>trans</i> -1-Ethyl-2-methylcyclopentane		C ₈ H ₁₆	930-90-5	112.213	liq	-109(5)	121(4)	0.7649 ²⁵	1.4219 ²⁰	
5135	<i>cis</i> -1-Ethyl-3-methylcyclopentane		C ₈ H ₁₆	2613-66-3	112.213			121(4)	0.7724 ²⁰	1.4203 ²⁰	vs ace, bz, eth, EtOH
5136	<i>trans</i> -1-Ethyl-3-methylcyclopentane		C ₈ H ₁₆	2613-65-2	112.213	liq	-108	121(4)	0.7619 ²⁰	1.4186 ²⁰	
5137	1-Ethyl-1-methylcyclopropane		C ₆ H ₁₂	53778-43-1	84.159	liq	-130.2(0.2)	57(4)	0.6968 ²⁵	1.3887 ²⁰	
5138	2-Ethyl-2-methyl-1,3-dioxolane		C ₆ H ₁₂ O ₂	126-39-6	116.158			119(3)	0.9360 ²⁰		
5139	Ethyl methyl ether		C ₃ H ₈ O	540-67-0	60.095	col gas	-113	6(2)	0.7251 ⁰	1.3420 ⁴	s H ₂ O, ace, chl; msc EtOH, eth
5140	3-Ethyl-2-methylhexane		C ₉ H ₂₀	16789-46-1	128.255			138(4)	0.7310 ²⁰	1.4106 ²⁰	
5141	3-Ethyl-3-methylhexane		C ₉ H ₂₀	3074-76-8	128.255			140(3)	0.7371 ²⁵	1.4140 ²⁰	
5142	3-Ethyl-4-methylhexane	2,3-Diethylpentane	C ₉ H ₂₀	3074-77-9	128.255			140(4)	0.7420 ²⁰	1.4134 ²⁰	
5143	4-Ethyl-2-methylhexane		C ₉ H ₂₀	3074-75-7	128.255			134(3)	0.7195 ²⁵	1.4063 ²⁰	
5144	Ethyl 4-methylhexanoate	Ethyl 4-methylcaproate	C ₉ H ₁₈ O ₂	1561-10-0	158.238			180	0.8708 ²⁰	1.4051 ²⁰	
5145	Ethyl 4-methyl-3-oxopentanoate		C ₈ H ₁₄ O ₃	7152-15-0	158.195	liq	-9	173	0.98 ²⁵	1.250 ²⁰	
5146	3-Ethyl-2-methylpentane	2-Methyl-3-ethylpentane	C ₈ H ₁₈	609-26-7	114.229	liq	-115.0(0.1)	115.6(0.6)	0.7193 ²⁰	1.4040 ²⁰	i H ₂ O; s eth; msc EtOH, ace, bz
5147	3-Ethyl-3-methylpentane	3-Methyl-3-ethylpentane	C ₈ H ₁₈	1067-08-9	114.229	liq	-90.8(0.1)	118.2(0.9)	0.7274 ²⁰	1.4078 ²⁰	i H ₂ O; s eth; msc EtOH, ace, bz
5148	Ethyl 4-methylpentanoate		C ₈ H ₁₆ O ₂	25415-67-2	144.212			163	0.8705 ²⁰	1.4050 ²⁰	

					
5107 Ethyl (4-methoxyphenyl)acetate	5108 Ethyl 2-methylacetoacetate	5109 <i>N</i> -Ethyl-2-methylallylamine	5110 5-Ethyl-5-(2-methylallyl)-2-thiobarbituric acid	5111 Ethylmethanamine	5112 Ethylmethanamine hydrochloride
					
5113 2-Ethyl-6-methylaniline	5114 <i>N</i> -Ethyl-2-methylaniline	5115 <i>N</i> -Ethyl-3-methylaniline	5116 <i>N</i> -Ethyl-4-methylaniline	5117 <i>N</i> -Ethyl- <i>N</i> -methylaniline	5118 <i>N</i> -Ethyl-α-methylbenzeneethanamine
					
5120 1-Ethyl-2-methyl-1 <i>H</i> -benzimidazole	5121 Ethyl 2-methylbenzoate	5122 Ethyl 4-methylbenzoate	5123 Ethyl 3-methylbutanoate	5124 2-Ethyl-2-methylbutanoic acid	5125 2-Ethyl-3-methyl-1-butene
					
5126 Ethyl <i>trans</i> -2-methyl-2-butenolate	5127 Ethyl 3-methyl-2-butenolate	5128 5-Ethyl-5-(1-methylbutyl)-2,4,6(1 <i>H</i> ,3 <i>H</i> ,5 <i>H</i>)-pyrimidinetrione	5129 Ethyl <i>N</i> -methylcarbamate	5130 Ethyl methyl carbonate	
					
5131 <i>trans</i> -1-Ethyl-4-methylcyclohexane	5132 1-Ethyl-1-methylcyclopentane	5133 <i>cis</i> -1-Ethyl-2-methylcyclopentane	5134 <i>trans</i> -1-Ethyl-2-methylcyclopentane	5135 <i>cis</i> -1-Ethyl-3-methylcyclopentane	
					
5136 <i>trans</i> -1-Ethyl-3-methylcyclopentane	5137 1-Ethyl-1-methylcyclopropane	5138 2-Ethyl-2-methyl-1,3-dioxolane	5139 Ethyl methyl ether	5140 3-Ethyl-2-methylhexane	5141 3-Ethyl-3-methylhexane
					
5143 4-Ethyl-2-methylhexane	5144 Ethyl 4-methylhexanoate	5145 Ethyl 4-methyl-3-oxopentanoate	5146 3-Ethyl-2-methylpentane	5147 3-Ethyl-3-methylpentane	5148 Ethyl 4-methylpentanoate

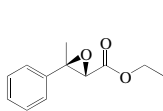
No.	Name	Synonym	Mol. Form.	CAS RN	Mol. Wt.	Physical Form	mp/°C	bp/°C	den g cm ⁻³	n _D	Solubility
5149	3-Ethyl-2-methyl-1-pentene		C ₈ H ₁₆	19780-66-6	112.213	liq	-112.9(0.1)	109.2(0.9)	0.7262 ²⁰	1.4140 ²⁰	
5150	2-[Ethyl(3-methylphenyl)-amino]ethanol		C ₁₁ H ₁₇ NO	91-88-3	179.259			118 ^{1,5}		1.5540 ²⁰	s ctc
5151	Ethyl 3-methyl-3-phenyloxirane-2-carboxylate	Ethyl 3-methyl-3-phenylglycidate	C ₁₂ H ₁₄ O ₃	77-83-8	206.237			273.5	1.044 ²⁰	1.5182 ²⁰	
5152	4-Ethyl-4-methyl-2,6-piperidinedione	Bemegride	C ₈ H ₁₃ NO ₂	64-65-3	155.195	pl (w, ace-eth)	126.5	100 sub			s chl
5153	Ethyl 2-methylpropanoate	Ethyl isobutanoate	C ₆ H ₁₂ O ₂	97-62-1	116.158	liq	-97.8(0.4)	111(2)	0.868 ²⁰	1.3869 ¹⁸	sl H ₂ O, ctc; msc EtOH, eth; s ace
5154	2-Ethyl-5-methylpyrazine		C ₇ H ₁₀ N ₂	13360-64-0	122.167	liq		79 ⁵⁶			
5155	3-Ethyl-4-methylpyridine	3-Ethyl-4-picoline	C ₈ H ₁₁ N	529-21-5	121.180			198	0.9286 ¹⁷		sl H ₂ O; s EtOH, eth, chl; vs ace
5156	4-Ethyl-2-methylpyridine	4-Ethyl-2-picoline	C ₈ H ₁₁ N	536-88-9	121.180			180(6)	0.9130 ²⁵		vs ace, bz, eth, EtOH
5157	3-Ethyl-3-methyl-2,5-pyrrolidinedione	Ethosuximide	C ₇ H ₁₁ NO ₂	77-67-8	141.168	cry (ace-eth)	64.5				vs H ₂ O
5158	Ethyl methyl sulfide		C ₃ H ₈ S	624-89-5	76.161	liq	-105.89(0.1)	66.6(0.3)	0.8422 ²⁰	1.4404 ²⁰	i H ₂ O; msc EtOH; s eth, chl
5159	N-Ethylmorpholine		C ₆ H ₁₃ NO	100-74-3	115.173			145(5)	0.8996 ²⁰	1.4400 ²⁰	msc H ₂ O, EtOH, eth; s ace, bz
5160	Ethyl myristate		C ₁₈ H ₃₂ O ₂	124-06-1	256.424		12.3(0.8)	308(3)	0.8573 ²⁵	1.4362 ²⁰	i H ₂ O; s EtOH, ctc, lig; sl eth
5161	N-Ethyl-1-naphthalenamine		C ₁₂ H ₁₃ N	118-44-5	171.238			305	1.0652 ¹⁵	1.6477 ¹⁵	vs eth, EtOH
5162	1-Ethyl-naphthalene		C ₁₂ H ₁₂	1127-76-0	156.223	liq	-13.9(0.2)	258(3)	1.0082 ²⁰	1.6062 ²⁰	i H ₂ O; msc EtOH, eth
5163	2-Ethyl-naphthalene		C ₁₂ H ₁₂	939-27-5	156.223	liq	-7.4(0.9)	259(2)	0.9922 ²⁰	1.5999 ²⁰	i H ₂ O; msc EtOH, eth; sl chl
5164	Ethyl 1-naphthylacetate		C ₁₄ H ₁₄ O ₂	2122-70-5	214.260	oil	88.5	222 ²⁰			s EtOH, eth
5165	Ethyl nitrate		C ₂ H ₅ NO ₃	625-58-1	91.066	liq	-94.51(0.1)	89(2)	1.1084 ²⁰	1.3852 ²⁰	s H ₂ O; msc EtOH, eth
5166	Ethyl nitrite		C ₂ H ₅ NO ₂	109-95-5	75.067	ye vol liq or gas		17.5(0.4)	0.899 ¹⁵	1.3418 ¹⁰	msc EtOH, eth
5167	Ethyl nitroacetate		C ₄ H ₇ NO ₄	626-35-7	133.104			106 ²⁵	1.1953 ²⁰	1.4250 ²⁰	sl H ₂ O; msc EtOH; vs eth; s dil alk
5168	1-Ethyl-2-nitrobenzene		C ₈ H ₉ NO ₂	612-22-6	151.163	liq	-12.2(0.2)	232.5	1.1207 ²⁰	1.5356 ²⁰	i H ₂ O; vs EtOH, eth; s ace; sl ctc
5169	1-Ethyl-4-nitrobenzene		C ₈ H ₉ NO ₂	100-12-9	151.163	liq	-12.3	245.5	1.1192 ²⁰	1.5455 ²⁰	i H ₂ O; vs EtOH, eth; s ace; sl ctc
5170	Ethyl 3-nitrobenzoate		C ₉ H ₉ NO ₄	618-98-4	195.172		47	297			i H ₂ O; vs EtOH, eth
5171	Ethyl 4-nitrobenzoate		C ₉ H ₉ NO ₄	99-77-4	195.172		57	186.3			i H ₂ O; s EtOH, eth
5172	O-Ethyl O-p-nitrophenyl benzenethiophosphonate		C ₁₄ H ₁₄ NO ₄ PS	2104-64-5	323.304		39.2(0.3)		1.27 ²⁵	1.5978 ²⁰	vs bz, eth, EtOH
5173	2-Ethyl-2-nitro-1,3-propanediol		C ₅ H ₁₁ NO ₄	597-09-1	149.146	nd (w)	57.5	dec			vs H ₂ O, eth, EtOH
5174	Ethyl 2-nitropropanoate		C ₅ H ₉ NO ₄	2531-80-8	147.130			190.5		1.4210 ²⁰	vs bz, eth, EtOH
5175	N-Ethyl-N-nitrosourea	N-Nitroso-N-ethylurea	C ₃ H ₇ N ₂ O ₂	759-73-9	117.107		100 dec				s chl
5176	Ethyl nonanoate		C ₁₁ H ₂₂ O ₂	123-29-5	186.292	liq	-44.4(0.3)	224(5)	0.8657 ²⁰	1.4220 ²⁰	i H ₂ O; s EtOH, eth, ace, ctc
5177	5-Ethyl-2-norbornene		C ₉ H ₁₄	15403-89-1	122.207	liq		143.6	0.86	1.4630 ²⁰	
5178	Ethyl <i>cis,cis</i> -9,12-octadecadienoate	Ethyl linoleate	C ₂₀ H ₃₆ O ₂	544-35-4	308.499	ye or col	-55(5)	351(10)	0.8865 ²⁰		vs eth, EtOH
5179	Ethyl <i>cis,cis,cis</i> -9,12,15-octadecatrienoate	Ethyl linolenate	C ₂₀ H ₃₄ O ₂	1191-41-9	306.483			357(10)	0.8919 ²⁰	1.4694 ²⁰	vs eth, EtOH
5180	Ethyl <i>trans</i> -9-octadecenoate		C ₂₀ H ₃₈ O ₂	6114-18-7	310.515		5.1(0.3)	218 ¹⁵	0.8664 ²⁵	1.4480 ²⁵	vs eth, EtOH
5181	3-Ethyl-octane		C ₁₀ H ₂₂	5881-17-4	142.282			165(6)	0.7359 ²⁵	1.4156 ²⁰	
5182	4-Ethyl-octane		C ₁₀ H ₂₂	15869-86-0	142.282			163(6)	0.7343 ²⁵	1.4151 ²⁰	
5183	Ethyl octanoate		C ₁₀ H ₂₀ O ₂	106-32-1	172.265	liq	-44.7(0.3)	206(1)	0.866 ¹⁸	1.4178 ²⁰	i H ₂ O; vs EtOH, eth; sl ctc
5184	Ethyl 1-octyl sulfide	1-(Ethylthio)octane	C ₁₀ H ₂₂ S	3698-94-0	174.347	liq		109 ¹⁴			
5185	Ethyl oleate	Ethyl <i>cis</i> -9-octadecenoate	C ₂₀ H ₃₈ O ₂	111-62-6	310.515		-21(2)	357(9)	0.8720 ²⁰	1.4515 ²⁰	vs eth, EtOH
5186	Ethyl 5-oxohexanoate		C ₈ H ₁₄ O ₃	13984-57-1	158.195			221.5	0.989 ²⁵	1.4277 ²⁰	
5187	Ethyl 3-oxopentanoate		C ₇ H ₁₂ O ₃	4949-44-4	144.168			191	1.0120 ²⁰	1.4230 ²⁰	vs bz, eth, EtOH
5188	Ethyl 2-oxo-2-phenylacetate	Ethyl phenylglyoxylate	C ₁₀ H ₁₀ O ₃	1603-79-8	178.184			256.5	1.1222 ²⁵	1.5190 ²⁵	



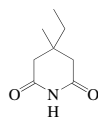
5149
3-Ethyl-2-methyl-1-pentene



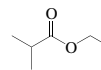
5150
2-[Ethyl(3-methylphenyl)amino]ethanol



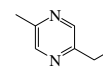
5151
Ethyl 3-methyl-3-phenyloxiranecarboxylate



5152
4-Ethyl-4-methyl-2,6-piperidinedione



5153
Ethyl 2-methylpropanoate



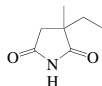
5154
2-Ethyl-5-methylpyrazine



5155
3-Ethyl-4-methylpyridine



5156
4-Ethyl-2-methylpyridine



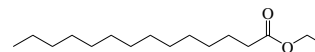
5157
3-Ethyl-3-methyl-2,5-pyrrolidinedione



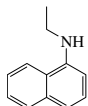
5158
Ethyl methyl sulfide



5159
N-Ethylmorpholine



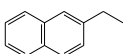
5160
Ethyl myristate



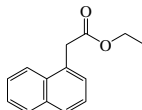
5161
N-Ethyl-1-naphthalenamine



5162
1-Ethyl-naphthalene



5163
2-Ethyl-naphthalene



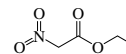
5164
Ethyl 1-naphthylacetate



5165
Ethyl nitrate



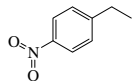
5166
Ethyl nitrite



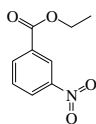
5167
Ethyl nitroacetate



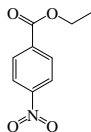
5168
1-Ethyl-2-nitrobenzene



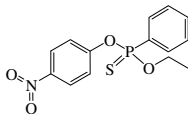
5169
1-Ethyl-4-nitrobenzene



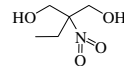
5170
Ethyl 3-nitrobenzoate



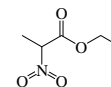
5171
Ethyl 4-nitrobenzoate



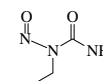
5172
O-Ethyl O-p-nitrophenyl benzenethiophosphonate



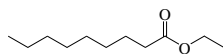
5173
2-Ethyl-2-nitro-1,3-propanediol



5174
Ethyl 2-nitropropanoate



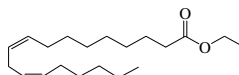
5175
N-Ethyl-N-nitrosourea



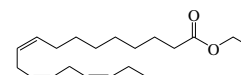
5176
Ethyl nonanoate



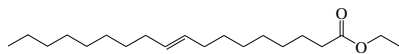
5177
5-Ethyl-2-norbornene



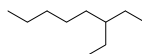
5178
Ethyl cis,cis-9,12-octadecadienoate



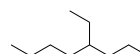
5179
Ethyl cis,cis,cis-9,12,15-octadecatrienoate



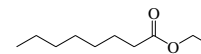
5180
Ethyl trans-9-octadecenoate



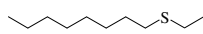
5181
3-Ethyoctane



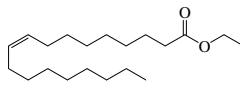
5182
4-Ethyoctane



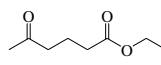
5183
Ethyl octanoate



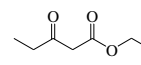
5184
Ethyl 1-octyl sulfide



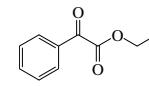
5185
Ethyl oleate



5186
Ethyl 5-oxohexanoate

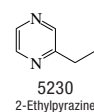
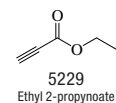
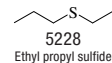
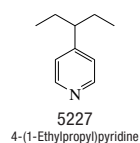
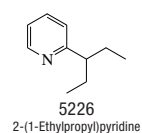
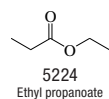
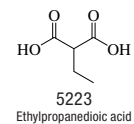
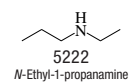
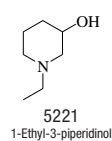
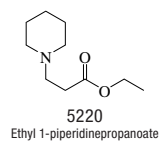
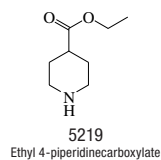
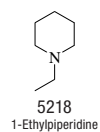
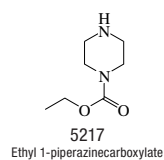
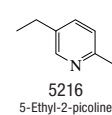
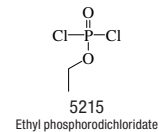
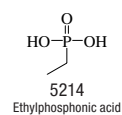
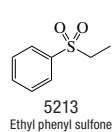
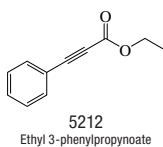
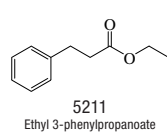
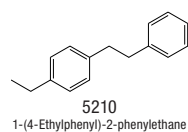
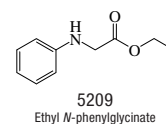
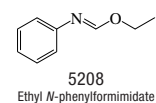
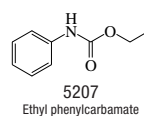
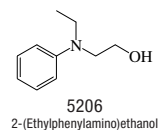
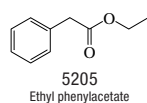
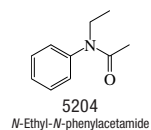
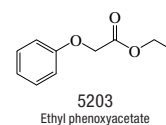
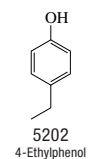
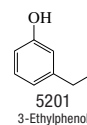
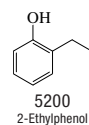
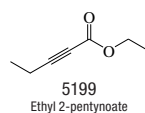
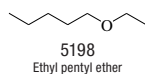
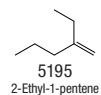
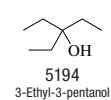
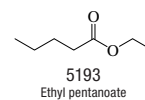
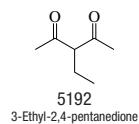
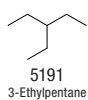
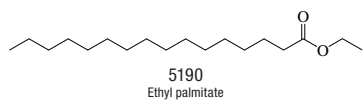
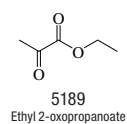


5187
Ethyl 3-oxopentanoate

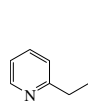
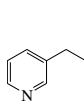
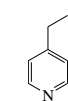
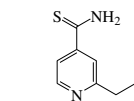
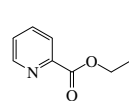
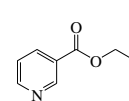
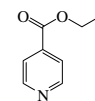
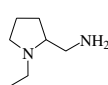
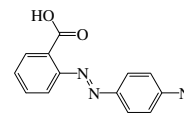
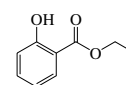
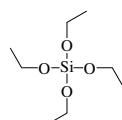
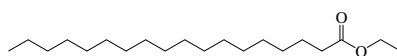
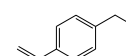
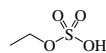
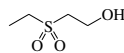
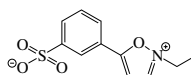
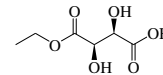
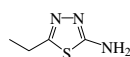
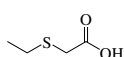
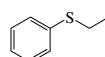
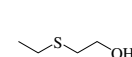
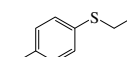
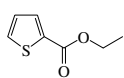
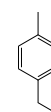


5188
Ethyl 2-oxo-2-phenylacetate

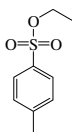
No.	Name	Synonym	Mol. Form.	CAS RN	Mol. Wt.	Physical Form	mp/°C	bp/°C	den g cm ⁻³	n _D	Solubility
5189	Ethyl 2-oxopropanoate	Ethyl pyruvate	C ₅ H ₈ O ₃	617-35-6	116.116	liq	-50	155(4)	1.0596 ¹⁵	1.4052 ²⁰	sl H ₂ O; s ace; msc EtOH, eth
5190	Ethyl palmitate		C ₁₈ H ₃₆ O ₂	628-97-7	284.478	nd	24.2(0.4)	334(7)	0.8577 ²⁵	1.4347 ³⁴	i H ₂ O; s EtOH, eth, ace, bz, chl
5191	3-Ethylpentane		C ₇ H ₁₆	617-78-7	100.202	liq	-118.55(0.01)	93.4(0.4)	0.6982 ²⁰	1.3934 ²⁰	i H ₂ O; s EtOH, eth; msc ace, bz, hp, chl
5192	3-Ethyl-2,4-pentanedione		C ₇ H ₁₂ O ₂	1540-34-7	128.169			179(11)	0.9531 ¹⁹	1.4408 ¹⁹	vs eth, EtOH, chl
5193	Ethyl pentanoate	Ethyl valerate	C ₇ H ₁₄ O ₂	539-82-2	130.185	liq	-91.2	142(3)	0.8770 ²⁰	1.4120 ²⁰	i H ₂ O; msc EtOH, eth; sl ctc
5194	3-Ethyl-3-pentanol		C ₇ H ₁₆ O	597-49-9	116.201	liq	-13(2)	142(3)	0.8407 ²²	1.4294 ²⁰	sl H ₂ O; s EtOH, eth
5195	2-Ethyl-1-pentene		C ₇ H ₁₄	3404-71-5	98.186			94(2)	0.7079 ²⁰	1.405 ²⁰	vs bz, eth, EtOH
5196	3-Ethyl-1-pentene		C ₇ H ₁₄	4038-04-4	98.186	liq	-127.51(0.09)	84(2)	0.6917 ²⁵	1.3982 ²⁰	
5197	3-Ethyl-2-pentene		C ₇ H ₁₄	816-79-5	98.186			95(1)	0.7204 ²⁰	1.4148 ²⁰	i H ₂ O; s EtOH, eth, bz, chl
5198	Ethyl pentyl ether		C ₇ H ₁₆ O	17952-11-3	116.201			118(4)	0.7622 ²⁰	1.3927 ²⁰	vs eth, EtOH
5199	Ethyl 2-pentynoate		C ₇ H ₁₀ O ₂	55314-57-3	126.153			67 ¹⁸	0.962 ²⁵		
5200	2-Ethylphenol		C ₈ H ₁₀ O	90-00-6	122.164		18	204.5(0.1)	1.0146 ²⁵	1.5367 ²⁰	vs ace, bz, eth, EtOH
5201	3-Ethylphenol		C ₈ H ₁₀ O	620-17-7	122.164	liq	0(8)	218.4(0.1)	1.0283 ²⁰		sl H ₂ O, chl; vs EtOH, eth
5202	4-Ethylphenol		C ₈ H ₁₀ O	123-07-9	122.164	nd	45.0(0.3)	217.97(0.06)		1.5239 ²⁵	sl H ₂ O, chl; vs EtOH, eth, bz; s ace
5203	Ethyl phenoxyacetate		C ₁₀ H ₁₂ O ₃	2555-49-9	180.200			247	1.0958 ³⁰	1.5080 ²⁰	
5204	<i>N</i> -Ethyl- <i>N</i> -phenylacetamide		C ₁₀ H ₁₃ NO	529-65-7	163.216		55	260	0.9938 ⁶⁰		s H ₂ O, eth, ctc
5205	Ethyl phenylacetate	Benzeneacetic acid, ethyl ester	C ₁₀ H ₁₂ O ₂	101-97-3	164.201	liq	-29.4	228(2)	1.0333 ²⁰	1.4980 ²⁰	vs eth, EtOH
5206	2-(Ethylphenylamino)ethanol		C ₁₀ H ₁₅ NO	92-50-2	165.232						s chl
5207	Ethyl phenylcarbamate	Phenylurethane	C ₉ H ₁₁ NO ₂	101-99-5	165.189	wh nd (w) pl (dil al)	53(1)	237 dec	1.1064 ³⁰	1.5376 ³⁰	i H ₂ O; vs EtOH, eth; s bz; sl ctc
5208	Ethyl <i>N</i> -phenylformimidate		C ₉ H ₁₁ NO	6780-49-0	149.189			214	1.0051 ²⁰	1.5279 ²⁰	s eth, bz
5209	Ethyl <i>N</i> -phenylglycinate		C ₁₀ H ₁₃ NO ₂	2216-92-4	179.216	lf (dil al)	58	273.5			vs eth, EtOH
5210	1-(4-Ethylphenyl)-2-phenylethane		C ₁₆ H ₁₈	7439-15-8	210.314	cry		294	1.028 ⁵⁰		
5211	Ethyl 3-phenylpropanoate		C ₁₁ H ₁₄ O ₂	2021-28-5	178.228			247(3)	1.0147 ²⁰	1.4954 ²⁰	vs eth, EtOH
5212	Ethyl 3-phenylpropynoate	Ethyl phenylacetylenecarboxylate	C ₁₁ H ₁₀ O ₂	2216-94-6	174.196			265	1.055 ²⁵	1.5520 ²⁰	s eth
5213	Ethyl phenyl sulfone		C ₈ H ₁₀ O ₂ S	599-70-2	170.229	lf (dil al)	42	160 ¹²	1.1410 ²⁰		vs bz, eth, EtOH, chl
5214	Ethylphosphonic acid		C ₂ H ₇ O ₃ P	6779-09-5	110.049	hyg pl or nd	61.5	335 ⁸			vs H ₂ O, eth, EtOH
5215	Ethyl phosphorodichloridate	Ethylphosphoric acid dichloride	C ₂ H ₅ Cl ₂ O ₂ P	1498-51-7	162.940			62 ¹⁰		1.4338 ²⁰	
5216	5-Ethyl-2-picoline		C ₈ H ₁₁ N	104-90-5	121.180			178(3)	0.9202 ²⁰	1.4971 ²⁰	sl H ₂ O; s EtOH, eth, bz; vs ace
5217	Ethyl 1-piperazinecarboxylate	1-Carboxypiperazine	C ₇ H ₁₄ N ₂ O ₂	120-43-4	158.198			237		1.4760 ²⁵	vs H ₂ O, eth, EtOH
5218	1-Ethylpiperidine		C ₇ H ₁₃ N	766-09-6	113.201			133(3)	0.8237 ²⁰	1.4480 ²⁰	
5219	Ethyl 4-piperidinecarboxylate		C ₈ H ₁₅ NO ₂	1126-09-6	157.211	col oil		100 ¹⁰		1.4591 ²⁰	vs H ₂ O, bz, eth, EtOH
5220	Ethyl 1-piperidinepropanoate		C ₁₀ H ₁₉ NO ₂	19653-33-9	185.264			217	0.9627 ²⁵	1.4525 ²⁵	vs H ₂ O
5221	1-Ethyl-3-piperidinol		C ₇ H ₁₃ NO	13444-24-1	129.200			94 ¹⁵		1.4777 ¹⁴	
5222	<i>N</i> -Ethyl-1-propanamine		C ₅ H ₁₃ N	20193-20-8	87.164			85(8)	0.7204 ¹⁷	1.3858 ²⁵	sl H ₂ O; vs ace, EtOH
5223	Ethylpropanedioic acid		C ₅ H ₈ O ₄	601-75-2	132.116	pr (w+1)	112(2)	180 ^{9,05}			vs H ₂ O; s EtOH, eth, bz; i ace; sl tfa
5224	Ethyl propanoate	Ethyl propionate	C ₅ H ₁₀ O ₂	105-37-3	102.132	liq	-73.6(0.5)	98.9(0.2)	0.8843 ²⁵	1.3839 ²⁰	sl H ₂ O, ctc; msc EtOH, eth; s ace
5225	Ethyl propyl ether		C ₅ H ₁₂ O	628-32-0	88.148	liq	-127.5(0.1)	63(3)	0.7386 ²⁰	1.3695 ²⁰	vs eth, EtOH, HOAc
5226	2-(1-Ethylpropyl)pyridine		C ₁₀ H ₁₅ N	7399-50-0	149.233			195.4	0.8981 ²⁰	1.4850 ²⁵	
5227	4-(1-Ethylpropyl)pyridine		C ₁₀ H ₁₅ N	35182-51-5	149.233		125.5	217	0.9085 ²⁵	1.40905 ²⁵	
5228	Ethyl propyl sulfide		C ₅ H ₁₂ S	4110-50-3	104.214	liq	-117.03(0.05)	118.5(0.8)	0.8370 ²⁰	1.4462 ²⁰	s EtOH
5229	Ethyl 2-propynoate	(Ethoxycarbonyl)acetylene	C ₅ H ₆ O ₂	623-47-2	98.101			119(5)	0.9645 ¹⁶	1.4105 ²⁰	i H ₂ O; vs EtOH, eth, chl
5230	2-Ethylpyrazine		C ₆ H ₈ N ₂	13925-00-3	108.141			112 ²⁰⁰			



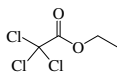
No.	Name	Synonym	Mol. Form.	CAS RN	Mol. Wt.	Physical Form	mp/°C	bp/°C	den g cm ⁻³	n _D	Solubility
5231	2-Ethylpyridine		C ₇ H ₉ N	100-71-0	107.153	liq	-63.0(0.5)	149(1)	0.9502 ²⁵	1.4964 ²⁰	s H ₂ O; msc EtOH; vs eth, ace; sl ctc
5232	3-Ethylpyridine		C ₇ H ₉ N	536-78-7	107.153	liq	-76.9(0.5)	166(2)	0.9539 ²⁵	1.5021 ²⁰	s H ₂ O, EtOH, eth; vs ace; sl ctc
5233	4-Ethylpyridine		C ₇ H ₉ N	536-75-4	107.153	liq	-90.5(0.5)	168(2)	0.9417 ²⁰	1.5009 ²⁰	s H ₂ O, EtOH, eth; vs ace; sl ctc
5234	2-Ethyl-4-pyridinecarbothioamide	Ethionamide	C ₈ H ₁₀ N ₂ S	536-33-4	166.243		163				
5235	Ethyl 2-pyridinecarboxylate	Ethyl 2-picolinate	C ₈ H ₉ NO ₂	2524-52-9	151.163	ye cry in air	1	243	1.1194 ²⁰	1.5104 ²⁰	vs H ₂ O, eth, EtOH
5236	Ethyl 3-pyridinecarboxylate	Ethyl nicotinate	C ₈ H ₉ NO ₂	614-18-6	151.163		8.5	221(20)	1.1070 ²⁰	1.5024 ²⁰	vs H ₂ O, EtOH, eth, bz; sl ctc
5237	Ethyl 4-pyridinecarboxylate		C ₈ H ₉ NO ₂	1570-45-2	151.163		23	221(11)	1.0091 ¹⁵	1.5017 ²⁰	sl H ₂ O; s EtOH, bz; vs eth, chl
5238	<i>N</i> -Ethylpyridinium bromide		C ₇ H ₁₀ BrN	1906-79-2	188.065	cry (al)	111.5				s H ₂ O, EtOH; i eth
5239	1-Ethyl-1- <i>H</i> -pyrrole		C ₆ H ₉ N	617-92-5	95.142			130(5)	0.9009 ²⁰	1.4841 ²⁰	vs EtOH
5240	1-Ethyl-1- <i>H</i> -pyrrole-2,5-dione	<i>N</i> -Ethylmaleimide	C ₆ H ₇ NO ₂	128-53-0	125.126	cry (bz)	45.5				sl H ₂ O; vs EtOH, eth; s chl
5241	1-Ethyl-2-pyrrolidinemethanamine		C ₇ H ₁₆ N ₂	26116-12-1	128.215			59 ¹⁶	0.887 ²⁵	1.4665 ²⁰	
5242	Ethyl Red	2-(4-Diethylaminophenylazo)-benzoic acid	C ₁₇ H ₁₉ N ₃ O ₂	76058-33-8	297.352		135				
5243	Ethyl salicylate		C ₉ H ₁₀ O ₃	118-61-6	166.173		45	150 ¹⁰	1.1326 ²⁰	1.5296 ²⁰	i H ₂ O; msc EtOH; vs eth; s ctc
5244	Ethyl silicate	Tetraethoxysilane	C ₈ H ₂₀ O ₄ Si	78-10-4	208.329	liq	-82.2(0.1)	168(1)	0.9320 ²⁰	1.3928 ²⁰	dec H ₂ O
5245	Ethyl stearate	Ethyl octadecanoate	C ₂₀ H ₄₀ O ₂	111-61-5	312.531		33.1(0.7)	356(6)	1.057 ²⁰	1.4349 ⁴⁰	i H ₂ O; s EtOH, eth, chl; vs ace
5246	2-Ethylstyrene		C ₁₀ H ₁₂	7564-63-8	132.202	liq	-75.6(0.5)	189(1)	0.9017 ²⁵	1.5380 ²⁰	
5247	3-Ethylstyrene		C ₁₀ H ₁₂	7525-62-4	132.202	liq	-101.3(0.6)	190(2)	0.8945 ²⁰	1.5351 ²⁰	
5248	4-Ethylstyrene		C ₁₀ H ₁₂	3454-07-7	132.202	liq	-49.7(0.5)	192(9)	0.8884 ²⁵	1.5376 ²⁰	
5249	Ethyl sulfate		C ₂ H ₆ O ₄ S	540-82-9	126.132			280 dec	1.3657 ²⁰	1.4105 ²⁰	vs H ₂ O
5250	2-(Ethylsulfonyl)ethanol	Ethylsulfonylethyl alcohol	C ₄ H ₁₀ O ₃ S	513-12-2	138.185						sl chl
5251	2-Ethyl-5-(3-sulfohenyl)-isoxazolium hydroxide, inner salt	Woodward's Reagent K	C ₁₁ H ₁₁ NO ₄ S	4156-16-5	253.275		dec 207				
5252	Ethyl tartrate	Ethyl tartrate, acid	C ₈ H ₁₀ O ₆	608-89-9	178.139		90				vs H ₂ O, EtOH
5253	2-Ethyltetrahydrofuran		C ₆ H ₁₂ O	1003-30-1	100.158			107(7)	0.8570 ¹⁹	1.4147 ¹⁹	vs ace, bz, eth, EtOH
5254	5-Ethyl-1,3,4-thiadiazol-2-amine		C ₄ H ₇ N ₃ S	14068-53-2	129.184		200.8				
5255	<i>S</i> -Ethyl thioacetate		C ₄ H ₈ OS	625-60-5	104.171			114(3)	0.9792 ²⁰	1.4583 ²¹	i H ₂ O; vs EtOH, eth
5256	(Ethylthio)acetic acid		C ₄ H ₈ O ₂ S	627-04-3	120.171		-8.5	164 ⁸³	1.1497 ²⁰		vs H ₂ O, EtOH, eth
5257	(Ethylthio)benzene	Thiophenetole	C ₈ H ₁₀ S	622-38-8	138.230			207(1)	1.0211 ²⁰	1.5670 ²⁰	s EtOH
5258	Ethyl thiocyanate		C ₃ H ₅ NS	542-90-5	87.144	liq	-85.5(0.5)	144(7)	1.007 ²³	1.4684 ¹⁵	i H ₂ O; msc EtOH, eth; s chl
5259	2-(Ethylthio)ethanol		C ₄ H ₁₀ OS	110-77-0	106.186	liq	-100	175(3)	1.0166 ²⁰	1.4867 ²⁰	sl H ₂ O; s EtOH; vs ace
5260	1-(Ethylthio)-4-methylbenzene		C ₉ H ₁₂ S	622-63-9	152.256			220	0.9996 ²⁰	1.555 ²⁰	
5261	2-Ethylthiophene		C ₆ H ₆ S	872-55-9	112.193			136(1)	0.9930 ²⁰	1.5122 ²⁰	i H ₂ O; vs EtOH, eth
5262	Ethyl thiophene-2-carboxylate		C ₇ H ₆ O ₂ S	2810-04-0	156.203			218	1.1623 ¹⁶	1.5248 ²⁰	s EtOH, ace; sl ctc
5263	3-Ethyl-2-thioxo-4-thiazolidinone	3-Ethylrhodanine	C ₅ H ₇ NOS ₂	7648-01-3	161.246		35.5				
5264	2-Ethyltoluene		C ₉ H ₁₂	611-14-3	120.191	liq	-80.7(0.4)	165.1(0.4)	0.8807 ²⁰	1.5046 ²⁰	i H ₂ O; msc EtOH, eth, ace, bz, peth, ctc
5265	3-Ethyltoluene		C ₉ H ₁₂	620-14-4	120.191	liq	-95.7(0.2)	161.3(0.5)	0.8645 ²⁰	1.4966 ²⁰	i H ₂ O; vs EtOH, eth; msc ace, bz
5266	4-Ethyltoluene		C ₉ H ₁₂	622-96-8	120.191	liq	-62.7(0.5)	162.0(0.6)	0.8614 ²⁰	1.4959 ²⁰	i H ₂ O; vs EtOH, eth; msc ace, bz

5231
2-Ethylpyridine5232
3-Ethylpyridine5233
4-Ethylpyridine5234
2-Ethyl-4-pyridinecarbothioamide5235
Ethyl 2-pyridinecarboxylate5236
Ethyl 3-pyridinecarboxylate5237
Ethyl 4-pyridinecarboxylate5238
N-Ethylpyridinium bromide5239
1-Ethyl-1*H*-pyrrole5240
1-Ethyl-1*H*-pyrrole-2,5-dione5241
1-Ethyl-2-pyrrolidinemethanamine5242
Ethyl Red5243
Ethyl salicylate5244
Ethyl silicate5245
Ethyl stearate5246
2-Ethylstyrene5247
3-Ethylstyrene5248
4-Ethylstyrene5249
Ethyl sulfate5250
2-(Ethylsulfonyl)ethanol5251
2-Ethyl-5-(3-sulfonylphenyl)isoxazolium hydroxide, inner salt5252
Ethyl tartrate5253
2-Ethyltetrahydrofuran5254
5-Ethyl-1,3,4-thiadiazol-2-amine5255
S-Ethyl thioacetate5256
(Ethylthio)acetic acid5257
(Ethylthio)benzene5258
Ethyl thiocyanate5259
2-(Ethylthio)ethanol5260
1-(Ethylthio)-4-methylbenzene5261
2-Ethylthiophene5262
Ethyl thiophene-2-carboxylate5263
3-Ethyl-2-thioxo-4-thiazolidinone5264
2-Ethyltoluene5265
3-Ethyltoluene5266
4-Ethyltoluene

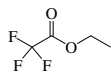
No.	Name	Synonym	Mol. Form.	CAS RN	Mol. Wt.	Physical Form	mp/°C	bp/°C	den g cm ⁻³	n _D	Solubility
5267	Ethyl <i>p</i> -toluenesulfonate		C ₉ H ₁₂ O ₃ S	80-40-0	200.254		33(4)	173 ¹⁵	1.166 ⁴⁸		i H ₂ O; s EtOH, eth, AcOEt; sl ctc
5268	Ethyl trichloroacetate		C ₄ H ₅ Cl ₃ O ₂	515-84-4	191.441			167(3)	1.3836 ²⁰	1.4505 ²⁰	i H ₂ O; s EtOH, eth, bz; sl chl
5269	Ethyl trifluoroacetate		C ₄ H ₅ F ₃ O ₂	383-63-1	142.077			61	1.194 ²⁰	1.308 ²⁰	
5270	Ethyl 4,4,4-trifluoroacetate		C ₆ H ₇ F ₃ O ₃	372-31-6	184.113	liq	-39.1	132	1.2586 ¹⁵	1.3783 ¹⁵	s EtOH, eth
5271	Ethyl trifluoromethanesulfonate		C ₃ H ₅ F ₃ O ₃ S	425-75-2	178.130			115	1.3740 ⁰		s eth
5272	Ethyl 3,4,5-trihydroxybenzoate		C ₉ H ₁₀ O ₅	831-61-8	198.172	mcl pr (w+2 1/2) nd (chl)	163.0				sl H ₂ O, chl; s EtOH, eth, AcOEt
5273	Ethyltrimethoxysilane		C ₆ H ₁₄ O ₃ Si	5314-55-6	150.249			122.9(0.8)	0.9488 ²⁰	1.3838 ²⁰	vs EtOH
5274	1-Ethyl-2,4,5-trimethylbenzene		C ₁₁ H ₁₆	17851-27-3	148.245	liq	-13.4(0.7)	212(1)	0.883 ²⁰	1.5075 ²⁰	vs ace, bz, eth, EtOH
5275	2-Ethyl-1,3,5-trimethylbenzene		C ₁₁ H ₁₆	3982-67-0	148.245	liq	-15.5(0.3)	211(1)	0.883 ²⁰	1.5074 ²⁰	vs ace, bz, eth, EtOH
5276	Ethyltrimethyllead	Ethyltrimethylplumbane	C ₅ H ₁₄ Pb	1762-26-1	281.4	col liq		27 ^{10.5}	1.88 ²⁰		
5277	3-Ethyl-2,4,5-trimethylpyrrole		C ₉ H ₁₃ N	520-69-4	137.222	lf (eth)	66.5	214			
5278	4-Ethyl-2,6,7-trioxa-1-phosphabicyclo[2.2.2]octane	Trimethylolpropane phosphite	C ₆ H ₁₁ O ₃ P	824-11-3	162.123		53.7				s chl
5279	Ethyl undecanoate	Ethyl undecylate	C ₁₃ H ₂₆ O ₂	627-90-7	214.344		-16(6)	131 ¹⁴	0.8633 ²⁰	1.4285 ²⁰	i H ₂ O; s EtOH, eth, ace, bz
5280	Ethyl 10-undecenoate		C ₁₃ H ₂₄ O ₂	692-86-4	212.329	liq	-38	264.5	0.8827 ¹⁵	1.4449 ²⁵	i H ₂ O; s EtOH, eth, HOAc; sl ctc
5281	<i>N</i> -Ethylurea		C ₃ H ₈ N ₂ O	625-52-5	88.108	nd (bz, al-eth)	94(2)	dec	1.2130 ¹⁸		vs H ₂ O, EtOH, bz; s eth; i CS ₂
5282	Ethyl vinyl ether	Ethoxyethylene	C ₄ H ₈ O	109-92-2	72.106	liq	-115.8(0.4)	36(2)	0.7589 ²⁰	1.3767 ²⁰	sl H ₂ O, ctc; s EtOH; msc eth
5283	Ethyl Violet		C ₃₁ H ₄₂ ClN ₃	2390-59-2	492.138	gray-viol cry					s H ₂ O, EtOH
5284	α -Ethynylbenzenemethanol	1-Phenylpropargyl alcohol	C ₉ H ₈ O	4187-87-5	132.159	pr	22	114 ¹²	1.0655 ²⁰	1.5508 ²⁰	
5285	α -Ethynylbenzenemethanol carbamate	Carfimate	C ₁₀ H ₈ NO ₂	3567-38-2	175.184	cry (al)	86.5				
5286	1-Ethynylcyclohexanamine		C ₈ H ₁₃ N	30389-18-5	123.196			65 ²⁰	0.913 ²⁵	1.4817 ²⁰	
5287	1-Ethynylcyclohexanol		C ₈ H ₁₂ O	78-27-3	124.180	cry (peth)	31(3)	174	0.9873 ²⁰	1.4822 ²⁰	i H ₂ O; s EtOH, bz, peth; sl chl
5288	1-Ethynylcyclohexanol, carbamate	Ethinamate	C ₉ H ₁₃ NO ₂	126-52-3	167.205	nd	97	120 ³		1.4441 ²¹	sl H ₂ O; vs EtOH; s hx
5289	1-Ethynylcyclopentanol		C ₇ H ₁₀ O	17356-19-3	110.153		27	157.5	0.962 ²⁵	1.4751 ²⁰	
5290	α -Ethynyl- α -methylbenzenemethanol		C ₁₀ H ₁₀ O	127-66-2	146.185		52(3)	217.5	1.0314 ²⁰		
5291	Ethynylsilane	Silylacetylene	C ₂ H ₄ Si	1066-27-9	56.139	col gas		-22.5			
5292	Etioporphyrin		C ₃₀ H ₃₈ N ₄	448-71-5	478.671		362				
5293	Etofylline		C ₉ H ₁₂ N ₄ O ₃	519-37-9	224.216		158				vs H ₂ O; s EtOH; sl eth, bz
5294	Etoglucid	Oxirane, 2,2'-(2,5,8,11-tetraoxadodecane-1,12-diyl)bis-	C ₁₂ H ₂₂ O ₆	1954-28-5	262.299	col liq	-13	196 ²	1.1312 ²⁰	1.4622 ²⁰	
5295	Etoposide		C ₂₈ H ₃₂ O ₁₃	33419-42-0	588.556	cry (MeOH)	≈243				s MeOH
5296	Etrimfos		C ₁₀ H ₁₇ N ₂ O ₄ PS	38260-54-7	292.291		-1.7		1.195 ²⁰		
5297	Eucalyptol	Cineole	C ₁₀ H ₁₈ O	470-82-6	154.249	oil	1.4(0.3)	176(4)	0.9267 ²⁰	1.4586 ²⁰	i H ₂ O; s EtOH, eth, chl; sl ctc
5298	Euparin	1-[6-Hydroxy-2-(1-methylvinyl)-5-benzofuranyl] ethanone	C ₁₃ H ₁₂ O ₃	532-48-9	216.232		121.5				s eth, bz, chl; sl NaOH
5299	Evan's Blue		C ₃₄ H ₂₄ N ₆ Na ₄ O ₁₄ S ₄	314-13-6	960.806						s H ₂ O, EtOH, acid
5300	Evodiamine		C ₁₉ H ₁₇ N ₃ O	518-17-2	303.357	ye lf (al)	28				
5301	Famotidine		C ₈ H ₁₅ N ₇ O ₂ S ₃	76824-35-6	337.446	cry	170.6(0.6)				i EtOH, chl; vs DMF; s HOAc; sl MeOH
5302	Famphur		C ₁₀ H ₁₈ NO ₅ PS ₂	52-85-7	325.342		57(2)				
5303	α -Farnesene		C ₁₅ H ₂₄	502-61-4	204.352			130 ¹²	0.8410 ²⁰	1.4836 ²⁰	i H ₂ O; s eth, ace; msc peth, lig
5304	β -Farnesene		C ₁₅ H ₂₄	18794-84-8	204.352			121 ⁹	0.8363 ²⁰	1.4899 ²⁰	vs ace, eth, chl
5305	Farnesic acid		C ₁₈ H ₃₄ O ₂	7548-13-2	236.351	oil		204 ¹⁶			
5306	2- <i>cis</i> ,6- <i>trans</i> -Farnesol		C ₁₅ H ₂₆ O	3790-71-4	222.366	oil		156 ¹²	0.8908 ²⁰	1.4877 ²⁰	vs ace, eth, EtOH
5307	2- <i>trans</i> ,6- <i>trans</i> -Farnesol		C ₁₅ H ₂₆ O	106-28-5	222.366	oil		160 ¹⁰	0.888 ²⁰	1.4877 ²⁰	i H ₂ O; vs EtOH; s eth, ace



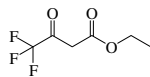
5267
Ethyl *p*-toluenesulfonate



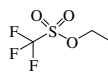
5268
Ethyl trichloroacetate



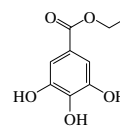
5269
Ethyl trifluoroacetate



5270
Ethyl 4,4,4-trifluoroacetoacetate



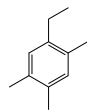
5271
Ethyl trifluoromethanesulfonate



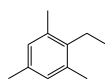
5272
Ethyl 3,4,5-trihydroxybenzoate



5273
Ethyltrimethoxysilane



5274
1-Ethyl-2,4,5-trimethylbenzene



5275
2-Ethyl-1,3,5-trimethylbenzene



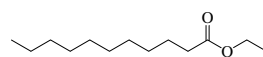
5276
Ethyltrimethyllead



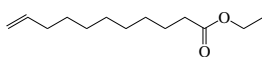
5277
3-Ethyl-2,4,5-trimethylpyrrole



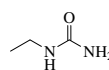
5278
4-Ethyl-2,6,7-trioxo-1-phosphabicyclo[2.2.2]octane



5279
Ethyl undecanoate



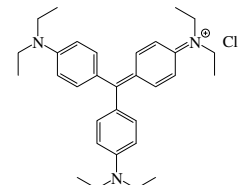
5280
Ethyl 10-undecenoate



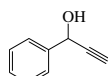
5281
N-Ethylurea



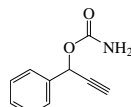
5282
Ethyl vinyl ether



5283
Ethyl Violet



5284
α-Ethynylbenzenemethanol



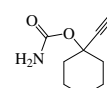
5285
α-Ethynylbenzenemethanol carbamate



5286
1-Ethynylcyclohexanamine



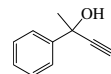
5287
1-Ethynylcyclohexanol



5288
1-Ethynylcyclohexanol, carbamate



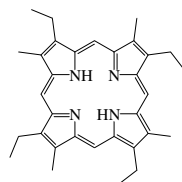
5289
1-Ethynylcyclopentanol



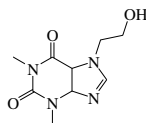
5290
α-Ethynyl-α-methylbenzenemethanol



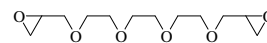
5291
Ethynylsilane



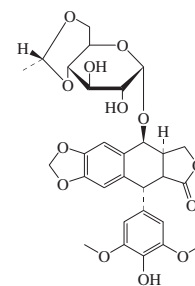
5292
Etioporphyrin



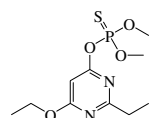
5293
Etofylline



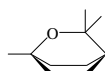
5294
Etoglucid



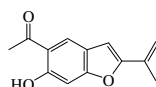
5295
Etoposide



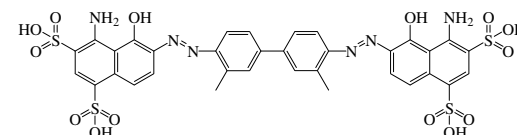
5296
Etrifos



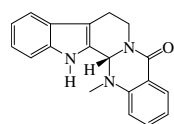
5297
Eucalyptol



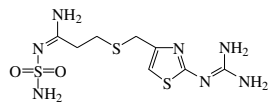
5298
Euparin



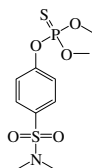
5299
Evan's Blue



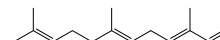
5300
Evodiamine



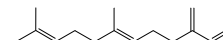
5301
Famotidine



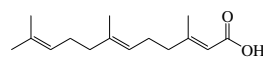
5302
Famphur



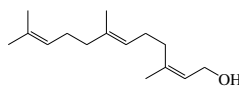
5303
α-Farnesene



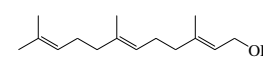
5304
β-Farnesene



5305
Farnesic acid

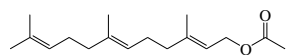


5306
2-*cis*,6-*trans*-Farnesol



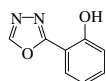
5307
2-*trans*,6-*trans*-Farnesol

No.	Name	Synonym	Mol. Form.	CAS RN	Mol. Wt.	Physical Form	mp/°C	bp/°C	den g cm ⁻³	n _D	Solubility
5308	Farnesol acetate		C ₁₇ H ₂₈ O ₂	29548-30-9	264.403			168 ¹⁰			
5309	Fenadiazole	2-(1,2,4-Oxadiazol-2-yl)phenol	C ₈ H ₆ N ₂ O ₂	1008-65-7	162.146	cry	112	180 ^{0.1}			
5310	Fenamiphos		C ₁₃ H ₂₂ NO ₃ PS	22224-92-6	303.358		49		1.15 ²⁰		
5311	Fenarimol		C ₁₇ H ₁₂ Cl ₂ N ₂ O	60168-88-9	331.195		118				
5312	Fenbuconazole		C ₂₀ H ₁₉ ClN ₄	114369-43-6	350.845		125				
5313	Fenbutatin oxide	Distannoxane, hexakis(2-methyl-2-phenylpropyl)-	C ₆₀ H ₇₈ O ₃ Sn ₂	13356-08-6	1052.68		145.8(0.5)				
5314	α-Fenchol, (±)-	1,3,3-Trimethylbicyclo[2.2.1]-heptan-2-ol, <i>endo</i> -(±)	C ₁₀ H ₁₈ O	36386-49-9	154.249		41.5(0.2)	199.5	0.9420 ⁴⁰		vs eth, EtOH
5315	(±)-Fenchone		C ₁₀ H ₁₆ O	18492-37-0	152.233	oily liq	6.1	193.5	0.9492 ¹⁵	1.4702 ²⁰	i H ₂ O; vs EtOH; s eth, ace
5316	Fenfluramine		C ₁₂ H ₁₆ F ₃ N	458-24-2	231.257	cry (AcOEt)		110 ¹²			
5317	Fenitrothion		C ₉ H ₁₂ NO ₃ PS	122-14-5	277.234			118 ^{0.05}	1.3227 ²⁵		
5318	Fenoxaprop-ethyl		C ₁₈ H ₁₆ ClNO ₅	82110-72-3	361.777		85	200 ^{0.001}			sl H ₂ O, hx; s eth; vs ace, tol
5319	Fenoxycarb	Ethyl 2-(4-phenoxyphenoxy)ethylcarbamate	C ₁₇ H ₁₉ NO ₄	79127-80-3	301.338		53				
5320	Fenprothrin		C ₂₂ H ₂₃ NO ₃	64257-84-7	349.423		49.3(0.4)		1.15 ²⁵		
5321	Fensulfothion		C ₁₁ H ₇ O ₄ PS ₂	115-90-2	308.354			140 ^{0.01}	1.202 ²⁰		
5322	Fentanyl		C ₂₂ H ₂₈ N ₂ O	437-38-7	336.469		85.2(0.5)				
5323	Fenthion		C ₁₀ H ₁₅ O ₃ PS ₂	55-38-9	278.328		7.5	87 ^{0.01}	1.246 ²⁰		
5324	Fenvalerate		C ₂₂ H ₂₂ ClNO ₃	51630-58-1	419.901			dec	1.15 ²⁵		
5325	Ferbam	Iron, tris(dimethylcarbamodithioato- <i>S,S'</i>)-(OC-6-11)-	C ₉ H ₁₈ FeN ₃ S ₆	14484-64-1	416.494		180 dec				
5326	Ferrocene	Dicyclopentadienyl iron	C ₁₀ H ₁₀ Fe	102-54-5	186.031	oran needles	175(1)	249			i H ₂ O; s EtOH, eth, bz, dil HNO ₃
5327	Ferrous gluconate		C ₁₂ H ₂₂ FeO ₁₄	299-29-6	446.140	ye-gray pow (w)					s H ₂ O; i EtOH
5328	Ferrous lactate		C ₆ H ₁₀ FeO ₆	5905-52-2	233.984	grn-wh pow (hyd)					s H ₂ O; i EtOH
5329	Fichtelite	18-Norabietane	C ₁₉ H ₃₄	2221-95-6	262.473	cry	46	236 ⁴³	0.9380 ²²	1.5052 ²⁰	
5330	Finasteride	Proscar	C ₂₃ H ₃₆ N ₂ O ₂	98319-26-7	372.544	wh cry	252(1)				sl H ₂ O; s chl, EtOH, MeOH, DMSO
5331	Fisetin		C ₁₅ H ₁₀ O ₆	528-48-3	286.236	lt ye nd (dil al, + 1 w)	330				i H ₂ O; s EtOH, ace; sl eth, bz, peth
5332	Flavine adenine dinucleotide	FAD	C ₂₇ H ₃₃ N ₉ O ₁₅ P ₂	146-14-5	785.550	ye cry (w)					
5333	Florantyrone		C ₂₀ H ₁₄ O ₃	519-95-9	302.323	ye cry (HOAc)	208				s EtOH, MeOH
5334	Fluazipop-butyl		C ₁₉ H ₂₀ F ₃ NO ₄	79241-46-6	383.362	pale ye liq	5				
5335	Flubenzimine		C ₁₇ H ₁₀ F ₆ N ₄ S	37893-02-0	416.343	ye cry	119				sl H ₂ O
5336	Fluchloralin		C ₁₇ H ₁₂ ClF ₃ N ₂ O ₄	33245-39-5	355.697		47.7(0.5)				
5337	Flucythrinate	Cythrion	C ₂₆ H ₂₄ F ₃ NO ₄	70124-77-5	451.463			108 ^{0.35}	1.189 ²²		
5338	Fludrocortisone		C ₂₁ H ₂₈ FO ₅	127-31-1	380.450	cry (EtOH)	261 dec				
5339	Flumethiazide	Trifluoromethylthiazide	C ₈ H ₆ F ₃ N ₃ O ₄ S ₂	148-56-1	329.277	cry	306				sl H ₂ O; i bz, tol; s MeOH, EtOH, DMF
5340	Fluocinolone acetonide		C ₂₄ H ₃₀ F ₂ O ₆	67-73-2	452.488	cry (ace/hx)	266 dec				
5341	Fluoranthene	1,2-(1,8-Naphthylene)benzene	C ₁₆ H ₁₀	206-44-0	202.250	pa ye nd or pl (al)	110.2(0.2)	380(5)	1.252 ⁰		i H ₂ O; s EtOH, eth, bz, chl, CS ₂
5342	9H-Fluoren-2-amine		C ₁₃ H ₁₁ N	153-78-6	181.233	pl or nd (dil al)	130.3				i H ₂ O; s EtOH, eth, ctc, CS ₂
5343	9H-Fluorene	2,2'-Methylenebiphenyl	C ₁₃ H ₁₀	86-73-7	166.218	lf (al)	114.76(0.03)	294(2)	1.203 ⁰		i H ₂ O; sl EtOH; s eth, ace, bz, CS ₂
5344	9H-Fluorene-9-carboxylic acid		C ₁₄ H ₁₀ O ₂	1989-33-9	210.228		230(1)				
5345	9H-Fluorene-2,7-diamine	2,7-Diaminofluorene	C ₁₃ H ₁₂ N ₂	525-64-4	196.247	nd (w), pr (bz), pl (eth)	166				i H ₂ O; s EtOH, chl
5346	9H-Fluorene-9-methanol		C ₁₄ H ₁₂ O	24324-17-2	196.244		103.42(0.08)				
5347	9H-Fluoren-9-ol		C ₁₃ H ₁₀ O	1689-64-1	182.217	hex nd (w, peth)	154(2)				sl H ₂ O, peth, EtOH; s eth, ace; vs bz
5348	9H-Fluoren-9-one	Fluorenone	C ₁₃ H ₈ O	486-25-9	180.202	ye orth bipym (al, bz-peth)	84(1)	343.1(0.6)	1.1300 ⁹⁹	1.6309 ⁹⁹	i H ₂ O; s EtOH, ace, bz; vs tol; sl ctc
5349	Fluorescein		C ₂₀ H ₁₂ O ₅	2321-07-5	332.306	red orth pr	315 dec				sl H ₂ O, EtOH, eth; vs ace; s py, MeOH



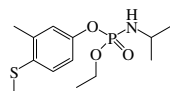
5308

Farnesol acetate



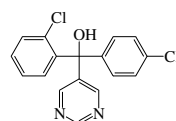
5309

Fenadiazole



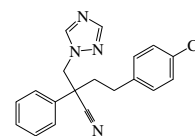
5310

Fenamiphos



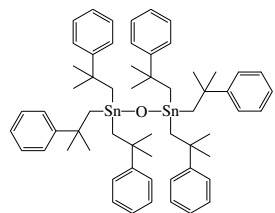
5311

Fenarimol



5312

Fenbuconazole



5313

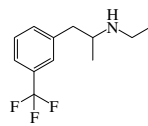
Fenbutatin oxide



5314

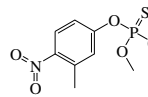
 α -Fenchol, (\pm)-

5315

Fenchone, (\pm)-

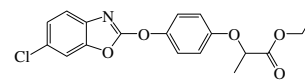
5316

Fenfluramine



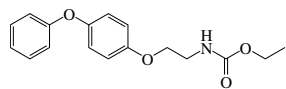
5317

Fenitrothion



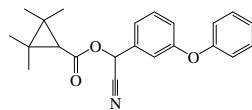
5318

Fenoxaprop-ethyl



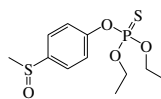
5319

Fenoxycarb



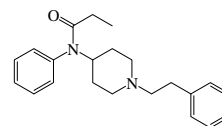
5320

Fenpropathrin



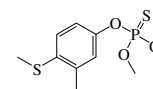
5321

Fensulfthion



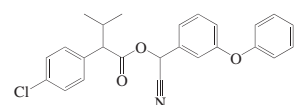
5322

Fentanyl



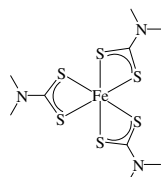
5323

Fenthion



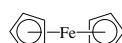
5324

Fenvalerate



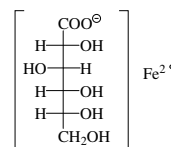
5325

Ferbam



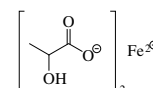
5326

Ferrocene



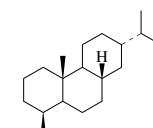
5327

Ferrous gluconate



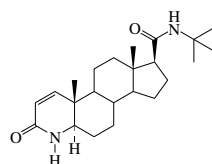
5328

Ferrous lactate



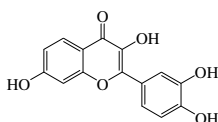
5329

Fichtelite



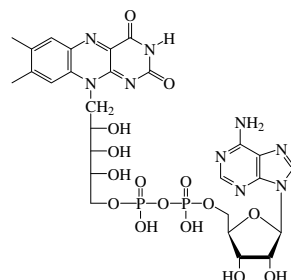
5330

Finasteride



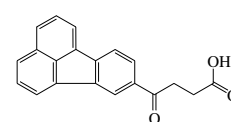
5331

Fisetin



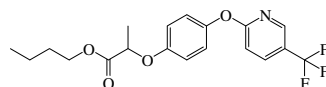
5332

Flavine adenine dinucleotide



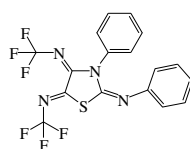
5333

Flonantyrone



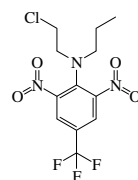
5334

Fluazipop-butyl



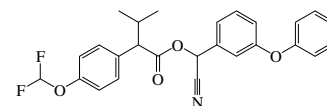
5335

Flubenzimine



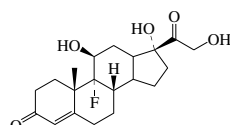
5336

Fluchloralin



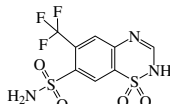
5337

Flucythrinate



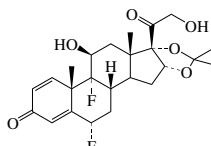
5338

Fludrocortisone



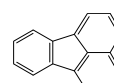
5339

Flumethiazide



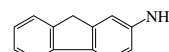
5340

Fluocinolone acetate



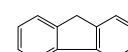
5341

Fluoranthene



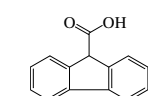
5342

9H-Fluoren-2-amine



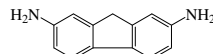
5343

9H-Fluorene



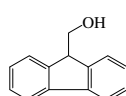
5344

9H-Fluorene-9-carboxylic acid



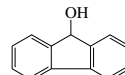
5345

9H-Fluorene-2,7-diamine



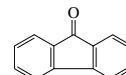
5346

9H-Fluorene-9-methanol



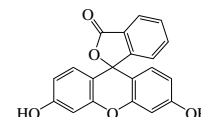
5347

9H-Fluoren-9-ol



5348

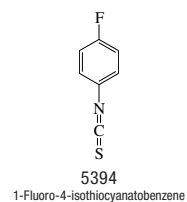
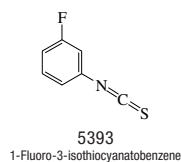
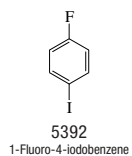
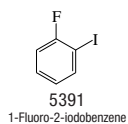
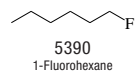
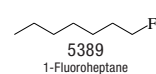
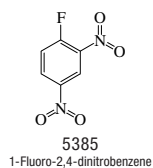
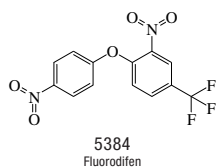
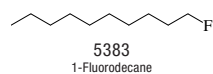
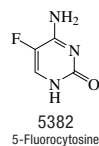
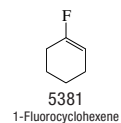
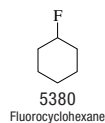
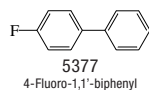
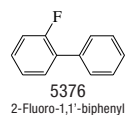
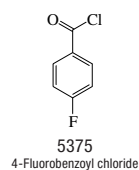
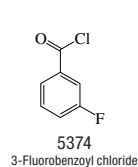
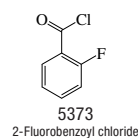
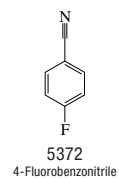
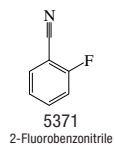
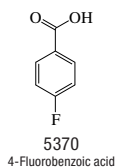
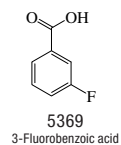
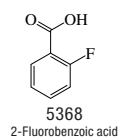
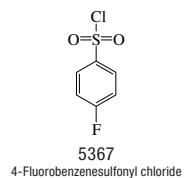
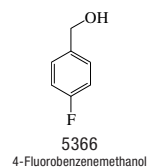
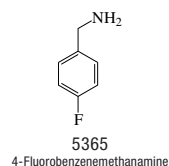
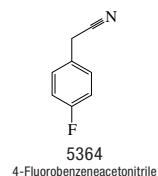
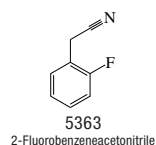
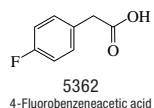
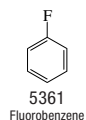
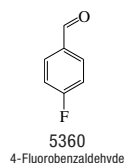
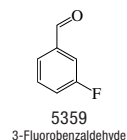
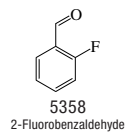
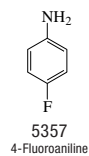
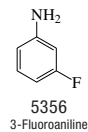
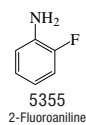
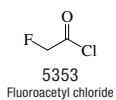
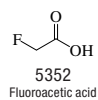
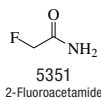
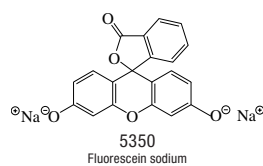
9H-Fluoren-9-one






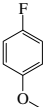
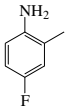

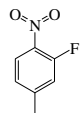


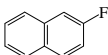

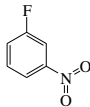
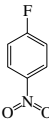




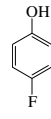
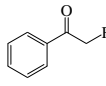
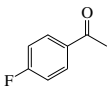














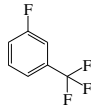
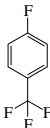

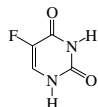
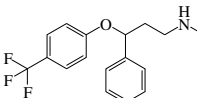
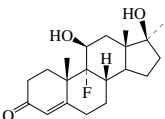
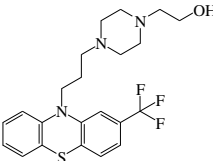
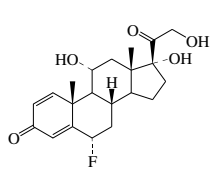
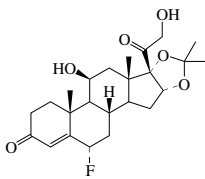
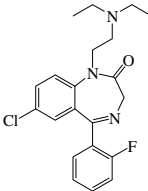
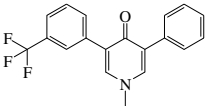
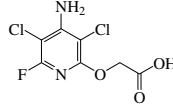
5349

Fluorescein

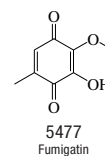
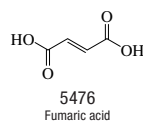
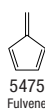
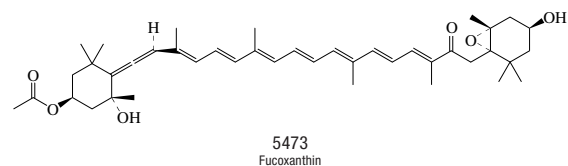
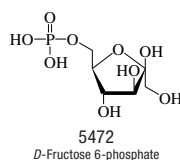
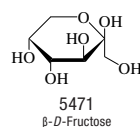
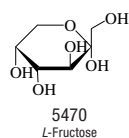
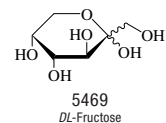
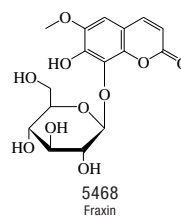
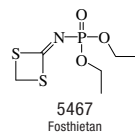
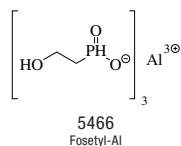
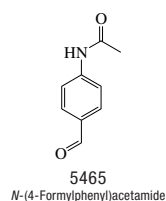
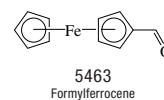
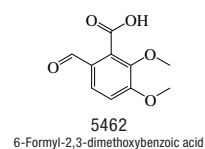
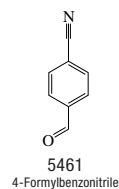
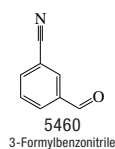
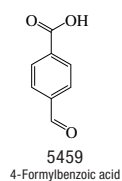
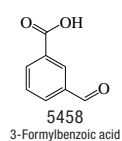
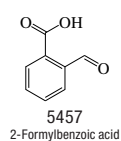
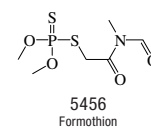
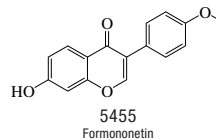
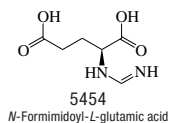
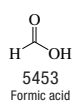
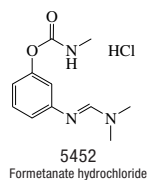
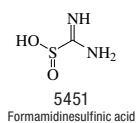
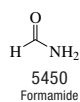
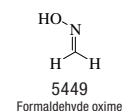
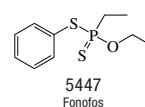
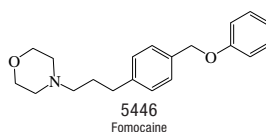
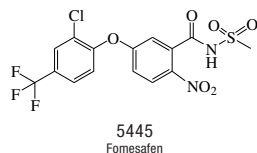
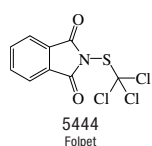
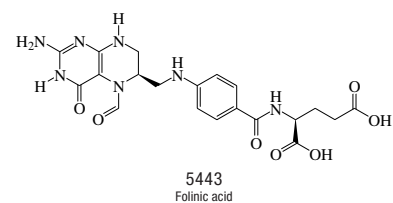
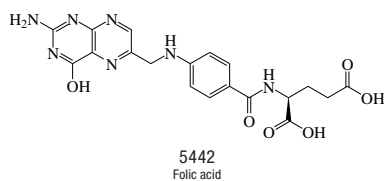
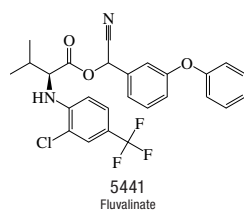
No.	Name	Synonym	Mol. Form.	CAS RN	Mol. Wt.	Physical Form	mp/°C	bp/°C	den g cm ⁻³	n _D	Solubility
5350	Fluorescein sodium	C.I. Acid Yellow 73	C ₂₀ H ₁₀ Na ₂ O ₅	518-47-8	376.270	ye pow					s H ₂ O, EtOH, glycerol, dil acid
5351	2-Fluoroacetamide	Fluoroacetic acid amide	C ₂ H ₄ FNO	640-19-7	77.057		108	sub			s H ₂ O, ace; sl chl
5352	Fluoroacetic acid	Fluoroethanoic acid	C ₂ H ₃ FO ₂	144-49-0	78.042	nd	35.2	168	1.3693 ³⁶		s H ₂ O, EtOH
5353	Fluoroacetyl chloride		C ₂ H ₂ ClFO	359-06-8	96.487	liq		72			
5354	Fluoroacetylene	Fluoroethyne	C ₂ HF	2713-09-9	44.027	gas	-196	-74(15)			
5355	2-Fluoroaniline		C ₆ H ₆ FN	348-54-9	111.117	pa ye liq	-29(1)	175	1.1513 ²¹	1.5421 ²⁰	i H ₂ O; s EtOH, eth; sl ctc
5356	3-Fluoroaniline		C ₆ H ₆ FN	372-19-0	111.117			188	1.1561 ¹⁹	1.5436 ²⁰	sl H ₂ O, chl; s EtOH, eth
5357	4-Fluoroaniline		C ₆ H ₆ FN	371-40-4	111.117	pa ye liq	-1.9(0.5)	182	1.1725 ²⁰	1.5195 ²⁰	sl H ₂ O, ctc; s EtOH, eth
5358	2-Fluorobenzaldehyde		C ₇ H ₅ FO	446-52-6	124.112	liq	-44.5	175	1.178 ²⁵	1.5234 ²⁰	
5359	3-Fluorobenzaldehyde		C ₇ H ₅ FO	456-48-4	124.112			173	1.17 ²⁵	1.5206 ²⁰	
5360	4-Fluorobenzaldehyde		C ₇ H ₅ FO	459-57-4	124.112	liq	-10	181.5	1.1810 ¹⁹		
5361	Fluorobenzene	Phenyl fluoride	C ₆ H ₅ F	462-06-6	96.102	liq	-42.18(0.05)	84.7(0.3)	1.0225 ²⁰	1.4684 ³⁰	sl H ₂ O; vs bz, eth, EtOH, liq
5362	4-Fluorobenzeneacetic acid		C ₈ H ₇ FO ₂	405-50-5	154.139	cry (chl)	94(3)	164 ²			
5363	2-Fluorobenzeneacetonitrile		C ₈ H ₆ FN	326-62-5	135.139			232	1.059 ²⁵	1.5009 ²⁰	
5364	4-Fluorobenzeneacetonitrile		C ₈ H ₆ FN	459-22-3	135.139		86.0	228	1.1390 ²⁰	1.5002 ²⁰	
5365	4-Fluorobenzenemethanamine		C ₇ H ₈ FN	140-75-0	125.144			183		1.5139 ²⁰	
5366	4-Fluorobenzenemethanol		C ₇ H ₇ FO	459-56-3	126.128		23	210		1.5080 ²⁰	
5367	4-Fluorobenzenesulfonyl chloride		C ₆ H ₄ ClFO ₂ S	349-88-2	194.611	pl or nd	30	106 ⁹			vs bz, eth, chl
5368	2-Fluorobenzoic acid		C ₇ H ₅ FO ₂	445-29-4	140.112	nd (a)	124.2(0.8)		1.460 ²⁵		sl H ₂ O; vs EtOH, eth; i bz; s chl
5369	3-Fluorobenzoic acid		C ₇ H ₅ FO ₂	455-38-9	140.112	lf (w)	123.6(0.4)		1.474 ²⁵		sl H ₂ O; s eth
5370	4-Fluorobenzoic acid		C ₇ H ₅ FO ₂	456-22-4	140.112	pr (w), mcl pr (w)	183.9(0.6)		1.479 ²⁵		sl H ₂ O, ace; s EtOH, eth
5371	2-Fluorobenzonitrile		C ₇ H ₄ FN	394-47-8	121.112			93 ²²			
5372	4-Fluorobenzonitrile		C ₇ H ₄ FN	1194-02-1	121.112	nd (peth)	34.8	188.8	1.1070 ⁵⁵	1.4925 ⁵⁵	sl chl; s peth
5373	2-Fluorobenzoyl chloride		C ₇ H ₄ ClFO	393-52-2	158.557		2.0	91 ¹⁵	1.328 ²⁵	1.5365 ²⁰	
5374	3-Fluorobenzoyl chloride		C ₇ H ₄ ClFO	1711-07-5	158.557	liq	-30	189	1.304 ²⁵	1.5285 ²⁰	
5375	4-Fluorobenzoyl chloride		C ₇ H ₄ ClFO	403-43-0	158.557		9	82 ²⁰	1.342 ²⁵	1.5296 ²⁰	
5376	2-Fluoro-1,1'-biphenyl		C ₁₂ H ₉ F	321-60-8	172.197		73.5	248	1.2452 ²⁵		s EtOH, eth, chl, peth; sl liq
5377	4-Fluoro-1,1'-biphenyl		C ₁₂ H ₉ F	324-74-3	172.197	pr	74.2	253	1.247 ²⁵		sl EtOH; s eth, gl HOAc
5378	1-Fluorobutane	Butyl fluoride	C ₄ H ₉ F	2366-52-1	76.112	liq	-134	31(8)	0.7789 ²⁰	1.3396 ²⁰	vs EtOH
5379	2-Fluorobutane	sec-Butyl fluoride	C ₄ H ₉ F	359-01-3	76.112	vol liq or gas	-121.4	23(9)	0.7559 ²⁵		
5380	Fluorocyclohexane	Cyclohexyl fluoride	C ₆ H ₁₁ F	372-46-3	102.149		13	103(5)	0.9279 ²⁰	1.4146 ²⁰	i H ₂ O; s py
5381	1-Fluorocyclohexene		C ₆ H ₉ F	694-51-9	100.133			96.5		1.4441 ²⁵	
5382	5-Fluorocytosine	4-Amino-5-fluoro-2-hydroxypyrimidine	C ₄ H ₄ FN ₃ O	2022-85-7	129.092	wh cry	296 dec				
5383	1-Fluorodecane	Decyl fluoride	C ₁₀ H ₂₁ F	334-56-5	160.272	liq	-35	189(8)	0.8194 ²⁰	1.4085	vs eth
5384	Fluorodifen	2-Nitro-1-(4-nitrophenoxy)-4-(trifluoromethyl)benzene	C ₁₃ H ₇ F ₃ N ₂ O ₅	15457-05-3	328.200		91.7(0.5)				
5385	1-Fluoro-2,4-dinitrobenzene	2,4-Dinitrophenyl fluoride	C ₆ H ₃ FN ₂ O ₄	70-34-8	186.097		25.8	296	1.4718 ⁵⁴	1.5690 ²⁰	s EtOH; sl chl
5386	Fluoroethane	Ethyl fluoride	C ₂ H ₅ F	353-36-6	48.059	col gas	-143.2	-37.7(0.3)	0.7182 ²⁰ (p>1 atm)	1.2656 ²⁰	sl H ₂ O; vs EtOH, eth
5387	2-Fluoroethanol	Ethylene fluorohydrin	C ₂ H ₅ FO	371-62-0	64.058	liq	-26.4	85(14)	1.1040 ²⁰	1.3647 ¹⁸	msc H ₂ O, EtOH, eth; vs ace; sl chl
5388	Fluoroethene	Vinyl fluoride	C ₂ H ₃ F	75-02-5	46.043	col gas	-160.5	-72			i H ₂ O; s EtOH, ace
5389	1-Fluoroheptane		C ₇ H ₁₅ F	661-11-0	118.192	liq	-73	122(9)	0.8062 ²⁰	1.3854 ²⁰	i H ₂ O; s eth, ace, bz; vs peth
5390	1-Fluorohexane	Hexyl fluoride	C ₆ H ₁₃ F	373-14-8	104.165	liq	-103	88(8)	0.7995 ²⁰	1.3738 ²⁰	s eth, bz
5391	1-Fluoro-2-iodobenzene		C ₆ H ₄ FI	348-52-7	221.998	liq	-41.5	188.6		1.5910 ²⁰	s ace, bz, chl
5392	1-Fluoro-4-iodobenzene		C ₆ H ₄ FI	352-34-1	221.998	liq	-27	183	1.9523 ¹⁵	1.5270 ²²	i H ₂ O; s EtOH, eth, ace
5393	1-Fluoro-3-isothiocyanatobenzene		C ₇ H ₄ FNS	404-72-8	153.177			227	1.27 ²⁵	1.6186 ²⁰	
5394	1-Fluoro-4-isothiocyanatobenzene		C ₇ H ₄ FNS	1544-68-9	153.177		27	228			




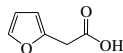
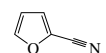


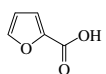

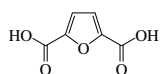
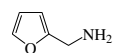
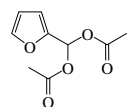
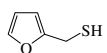
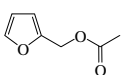
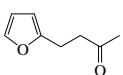
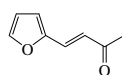

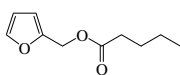
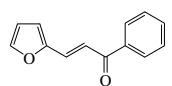
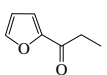
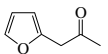
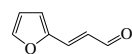
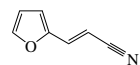
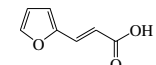
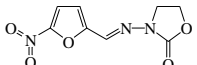
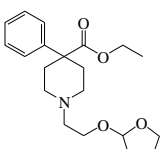


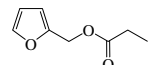
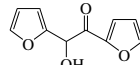
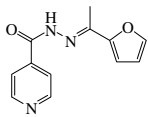
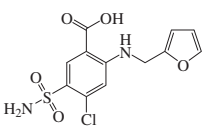
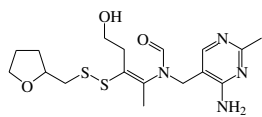
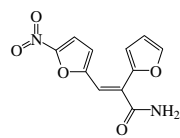
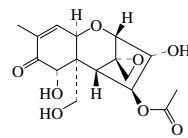
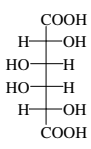
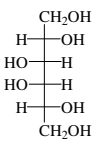
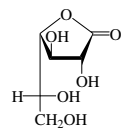
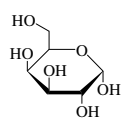
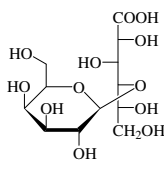
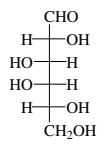
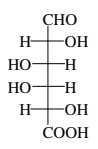
No.	Name	Synonym	Mol. Form.	CAS RN	Mol. Wt.	Physical Form	mp/°C	bp/°C	den g cm ⁻³	n _D	Solubility
5395	Fluoromethane	Methyl fluoride	CH ₃ F	593-53-3	34.033	col gas	-143.3	-78.4	0.557 ²⁵ (p>1 atm)	1.1674 ²⁵	sl H ₂ O, bz, chl; vs EtOH, eth
5396	1-Fluoro-2-methoxybenzene		C ₇ H ₇ FO	321-28-8	126.128	liq	-39	154.5	1.5489 ¹⁷	1.4969 ¹⁷	i H ₂ O; s eth, ctc
5397	1-Fluoro-3-methoxybenzene		C ₇ H ₇ FO	456-49-5	126.128	liq	-35	159	1.104 ²⁵	1.4876 ²⁰	
5398	1-Fluoro-4-methoxybenzene		C ₇ H ₇ FO	459-60-9	126.128	liq	-45	157	1.1781 ¹⁸	1.4886 ¹⁸	s eth
5399	4-Fluoro-2-methylaniline		C ₇ H ₈ FN	452-71-1	125.144		14.2	94 ¹⁶	1.1263 ¹⁸	1.5363 ¹⁸	s eth, ace, bz, ctc
5400	(Fluoromethyl)benzene		C ₇ H ₇ F	350-50-5	110.129	liq	-35	142(2)	1.0228 ²⁵	1.4892 ²⁵	s ctc
5401	2-Fluoro-4-methyl-1-nitrobenzene	3-Fluoro-4-nitrotoluene	C ₇ H ₆ FNO ₂	446-34-4	155.127	nd (al)	53.2	97 ³	1.4380 ²⁵		
5402	2-Fluoro-2-methylpropane	tert-Butyl fluoride	C ₄ H ₉ F	353-61-7	76.112	col gas		12.1			
5403	1-Fluoronaphthalene		C ₁₀ H ₇ F	321-38-0	146.161	liq	-14.0(0.2)	213(14)	1.1322 ²⁰	1.5939 ²⁰	i H ₂ O; s EtOH, eth, bz, chl, HOAc
5404	2-Fluoronaphthalene		C ₁₀ H ₇ F	323-09-1	146.161	nd (al)	58(1)	212			i H ₂ O; s EtOH, eth, bz, chl, HOAc
5405	1-Fluoro-2-nitrobenzene	o-Fluoronitrobenzene	C ₆ H ₄ FNO ₂	1493-27-2	141.100	ye liq	-6	215 dec	1.3285 ¹⁸	1.5489 ¹⁷	vs eth, EtOH
5406	1-Fluoro-3-nitrobenzene	m-Fluoronitrobenzene	C ₆ H ₄ FNO ₂	402-67-5	141.100	ye cry	41	197(9)	1.3254 ¹⁹	1.5262 ¹⁵	i H ₂ O; s EtOH, eth; sl bz
5407	1-Fluoro-4-nitrobenzene	p-Fluoronitrobenzene	C ₆ H ₄ FNO ₂	350-46-9	141.100	ye nd	26.5(0.5)	205	1.3300 ²⁰	1.5316 ²⁰	i H ₂ O; s EtOH, eth; sl ctc
5408	1-Fluorooctane	Octyl fluoride	C ₈ H ₁₇ F	463-11-6	132.219	liq	-64	146(9)	0.8116 ²⁰	1.3946 ²⁰	
5409	1-Fluoropentane	Pentyl fluoride	C ₅ H ₁₁ F	592-50-7	90.139	liq	-120	63(3)	0.7907 ²⁰	1.3591 ²⁵	vs eth, EtOH
5410	2-Fluorophenol		C ₆ H ₅ FO	367-12-4	112.101		16.1(0.5)	151(4)	1.120 ²⁵	1.5144 ²⁰	s H ₂ O
5411	3-Fluorophenol		C ₆ H ₅ FO	372-20-3	112.101		14(1)	178	1.238 ²⁵	1.5140 ²⁰	
5412	4-Fluorophenol		C ₆ H ₅ FO	371-41-5	112.101		48(1)	185.5	1.1889 ⁵⁶		sl H ₂ O; s ace, peth
5413	2-Fluoro-1-phenylethanone		C ₈ H ₇ FO	450-95-3	138.139	pl	29	90 ¹²	1.152 ²⁰	1.5200 ²⁰	
5414	1-(4-Fluorophenyl)ethanone		C ₈ H ₇ FO	403-42-9	138.139	liq	-45	196	1.1382 ²⁵	1.5081 ²⁵	i H ₂ O; s bz, chl
5415	1-Fluoropropane	Propyl fluoride	C ₃ H ₇ F	460-13-9	62.086	col gas	-159	-3(2)	0.7596 ²⁰ (p>1 atm)	1.3115 ²⁰	sl H ₂ O; vs EtOH, eth
5416	2-Fluoropropane	Isopropyl fluoride	C ₃ H ₇ F	420-26-8	62.086	gas		-10(3)			sl H ₂ O
5417	1-Fluoro-2-propanone	Fluoroacetone	C ₃ H ₅ FO	430-51-3	76.069			77	1.0288 ²⁰	1.3700 ²⁰	
5418	cis-1-Fluoropropene		C ₃ H ₅ F	19184-10-2	60.070	col gas		-15(16)			
5419	trans-1-Fluoropropene		C ₃ H ₅ F	20327-65-5	60.070	col gas	≈-20				
5420	2-Fluoropropene		C ₃ H ₅ F	1184-60-7	60.070	col gas		-24			
5421	3-Fluoropropene		C ₃ H ₅ F	818-92-8	60.070	col gas		-7(15)			sl H ₂ O; vs EtOH, eth; s chl
5422	2-Fluoropyridine		C ₅ H ₄ FN	372-48-5	97.091			125	1.1280 ²⁰	1.4574 ²⁰	
5423	3-Fluoropyridine		C ₅ H ₄ FN	372-47-4	97.091	liq		107	1.130	1.4720 ²⁰	
5424	2-Fluorotoluene	o-Tolyl fluoride	C ₇ H ₇ F	95-52-3	110.129	liq	-62.5(0.5)	114(2)	1.0041 ¹³	1.4704 ²⁰	i H ₂ O; vs EtOH, eth
5425	3-Fluorotoluene	m-Tolyl fluoride	C ₇ H ₇ F	352-70-5	110.129	liq	-89.2(0.4)	116(2)	0.9974 ²⁰	1.4691 ²⁰	i H ₂ O; vs EtOH, eth
5426	4-Fluorotoluene	p-Tolyl fluoride	C ₇ H ₇ F	352-32-9	110.129	liq	-56.6(0.1)	116.6(0.4)	0.9975 ²⁰	1.4699 ²⁰	i H ₂ O; vs EtOH, eth
5427	1-Fluoro-2-(trichloromethyl)-benzene		C ₇ H ₄ Cl ₃ F	488-98-2	213.464			95 ¹²	1.453 ²⁵	1.5432 ²⁰	
5428	1-Fluoro-2-(trifluoromethyl)-benzene		C ₇ H ₄ F ₄	392-85-8	164.101			114.5	1.293 ²⁵	1.4040 ²⁵	
5429	1-Fluoro-3-(trifluoromethyl)-benzene		C ₇ H ₄ F ₄	401-80-9	164.101	liq	-81.5	100.6(1)	1.3021 ¹⁷		
5430	1-Fluoro-4-(trifluoromethyl)-benzene		C ₇ H ₄ F ₄	402-44-8	164.101	liq	-41.7	103.5	1.293 ²⁵	1.4025 ²⁰	
5431	Fluorotrimethylsilane	Trimethylsilyl fluoride	C ₃ H ₉ FSi	420-56-4	92.187	vol liq or gas		16.4			
5432	5-Fluorouracil	5-Fluoro-2,4(1 <i>H</i> ,3 <i>H</i>)-Pyrimidinedione	C ₄ H ₃ FN ₂ O ₂	51-21-8	130.077	cry (w, MeOH-eth)	284(4)	369(11)			
5433	Fluoxetine		C ₁₇ H ₁₈ F ₃ NO	54910-89-3	309.326	oil					
5434	Fluoxymesterone		C ₂₀ H ₂₈ FO ₃	76-43-7	336.440		270				
5435	Fluphenazine		C ₂₂ H ₂₆ F ₃ N ₄ OS	69-23-8	437.520			251 ^{0.3}			
5436	Fluprednisolone		C ₂₁ H ₂₇ FO ₅	53-34-9	378.434		210				
5437	Flurandrenolide	Fludroxycortide	C ₂₄ H ₃₃ FO ₆	1524-88-5	436.513	cry (ace/hx)	251				
5438	Flurazepam		C ₂₁ H ₂₃ ClFN ₃ O	17617-23-1	387.878	wh rods (eth/peth)	80				
5439	Fluridone		C ₁₀ H ₁₄ F ₂ NO	59756-60-4	329.315		155				
5440	Fluoroxypyr	[(4-Amino-3,5-dichloro-6-fluoro-2-pyridyl)oxy]acetic acid	C ₇ H ₅ Cl ₂ FN ₂ O ₃	69377-81-7	255.030		232				

 5395 Fluoromethane	 5396 1-Fluoro-2-methoxybenzene	 5397 1-Fluoro-3-methoxybenzene	 5398 1-Fluoro-4-methoxybenzene	 5399 4-Fluoro-2-methylaniline	 5400 (Fluoromethyl)benzene	 5401 2-Fluoro-4-methyl-1-nitrobenzene	 5402 2-Fluoro-2-methylpropane		
 5403 1-Fluoronaphthalene	 5404 2-Fluoronaphthalene	 5405 1-Fluoro-2-nitrobenzene	 5406 1-Fluoro-3-nitrobenzene	 5407 1-Fluoro-4-nitrobenzene	 5408 1-Fluorooctane	 5409 1-Fluoropentane	 5410 2-Fluorophenol	 5411 3-Fluorophenol	
 5412 4-Fluorophenol	 5413 2-Fluoro-1-phenylethanone	 5414 1-(4-Fluorophenyl)ethanone	 5415 1-Fluoropropane	 5416 2-Fluoropropane	 5417 1-Fluoro-2-propanone	 5418 cis-1-Fluoropropene	 5419 trans-1-Fluoropropene	 5420 2-Fluoropropene	 5421 3-Fluoropropene
 5422 2-Fluoropyridine	 5423 3-Fluoropyridine	 5424 2-Fluorotoluene	 5425 3-Fluorotoluene	 5426 4-Fluorotoluene	 5427 1-Fluoro-2-(trichloromethyl)benzene	 5428 1-Fluoro-2-(trifluoromethyl)benzene	 5429 1-Fluoro-3-(trifluoromethyl)benzene		
 5430 1-Fluoro-4-(trifluoromethyl)benzene	 5431 Fluorotrimethylsilane	 5432 5-Fluorouracil	 5433 Fluoxetine	 5434 Fluoxymesterone	 5435 Fluphenazine				
 5436 Fluprednisolone	 5437 Flurandrenolide	 5438 Flurazepam	 5439 Fluridone	 5440 Fluoroxypyr					

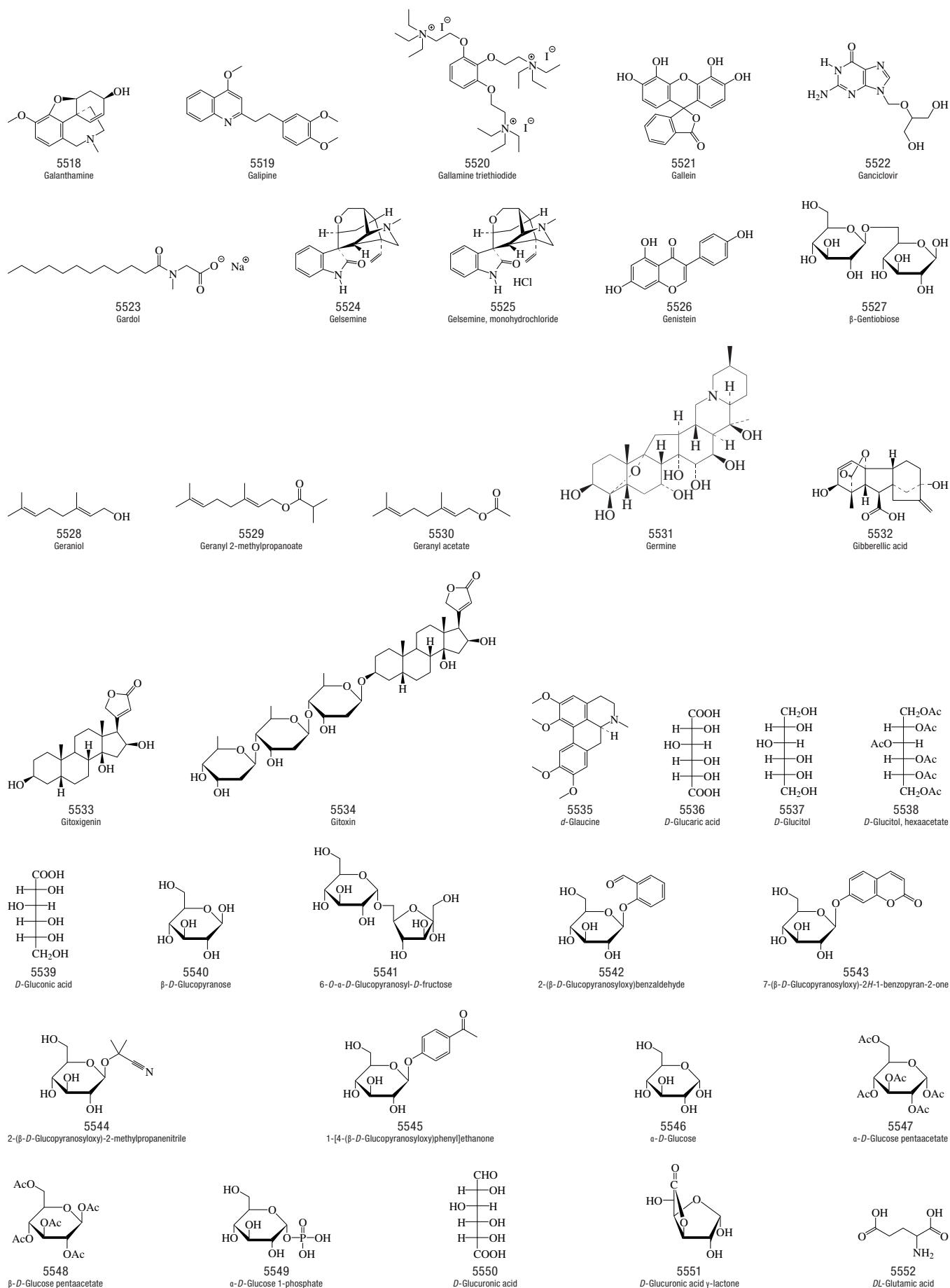
No.	Name	Synonym	Mol. Form.	CAS RN	Mol. Wt.	Physical Form	mp/°C	bp/°C	den g cm ⁻³	n _D	Solubility
5441	Fluvalinate		C ₂₆ H ₂₂ ClF ₃ N ₂ O ₃	102851-06-9	502.912			>450	1.29 ²⁵		
5442	Folic acid	Vitamin Bc	C ₁₉ H ₁₉ N ₇ O ₆	59-30-3	441.397	ye-oran nd (w)	250 dec				vs py, EtOH, HOAc
5443	Folinic acid	5-Formyl-5,6,7,8-tetrahydrofolic acid	C ₂₀ H ₂₃ N ₇ O ₇	58-05-9	473.440	cry (w + 3)	245 dec				sl H ₂ O
5444	Folpet	1 <i>H</i> -Isoindole-1,3(2 <i>H</i>)-dione, 2-[(trichloromethyl)thio]-	C ₉ H ₄ Cl ₃ NO ₂ S	133-07-3	296.558		181.0(0.6)				
5445	Fomesafen		C ₁₈ H ₁₀ ClF ₃ N ₂ O ₆ S	72178-02-0	438.762		220		1.28 ²⁰		
5446	Fomocaine	4-[3-[4-(Phenoxymethyl)-phenyl]propyl]morpholine	C ₂₀ H ₂₅ NO ₂	17692-39-6	311.419	col cry	53	239 ^{1,1}			
5447	Fonofos	Phosphonodithioic acid, ethyl-, <i>O</i> -ethyl <i>S</i> -phenyl ester	C ₁₀ H ₁₅ OPS ₂	944-22-9	246.329			130 ^{0,1}	1.16 ²⁵		
5448	Formaldehyde	Methanal	CH ₂ O	50-00-0	30.026	col gas	-92	-19.1(0.5)	0.815 ⁻²⁰		s H ₂ O, EtOH, chl; msc eth, ace, bz
5449	Formaldehyde oxime	Formaldoxime	CH ₃ NO	75-17-2	45.041		1.3	109 ¹⁵	1.133 ²⁵		s H ₂ O; vs EtOH, eth
5450	Formamide	Methanamide	CH ₃ NO	75-12-7	45.041	col liq	2.57(0.02)	217(3)	1.1334 ²⁰	1.4472 ²⁰	msc H ₂ O, EtOH; sl eth; s ace; i bz, chl
5451	Formamidesulfonic acid	Aminoiminomethanesulfonic acid	CH ₃ N ₂ O ₂ S	1758-73-2	108.120	nd (al)	144 dec				vs H ₂ O; i eth, bz
5452	Formetanate hydrochloride		C ₁₁ H ₁₆ ClN ₃ O ₂	23422-53-9	257.717	pow	201 dec				vs H ₂ O; s MeOH; sl ace, hx, chl
5453	Formic acid	Methanoic acid	CH ₂ O ₂	64-18-6	46.026	col liq	8.3(0.2)	101	1.220 ²⁰	1.3714 ²⁰	msc H ₂ O, EtOH, eth; vs ace; s bz, tol
5454	<i>N</i> -Formimidoyl- <i>L</i> -glutamic acid	<i>N</i> -(Iminomethyl)- <i>L</i> -glutamic acid	C ₆ H ₁₀ N ₂ O ₄	816-90-0	174.154		90				
5455	Formononetin	7-Hydroxy-3-(4-methoxyphenyl)-4 <i>H</i> -1-benzopyran-4-one	C ₁₆ H ₁₂ O ₄	485-72-3	268.264		256.5				
5456	Formothion		C ₆ H ₁₂ NO ₄ PS ₂	2540-82-1	257.267	visc ye oil	25.5		1.361 ²⁰	1.5541 ²⁰	sl H ₂ O; misc os
5457	2-Formylbenzoic acid		C ₈ H ₆ O ₃	119-67-5	150.132		100.5(0.2)		1.404 ²⁵		s H ₂ O; vs EtOH, eth
5458	3-Formylbenzoic acid		C ₈ H ₆ O ₃	619-21-6	150.132	nd (w)	175.0(0.2)				vs H ₂ O, eth, EtOH
5459	4-Formylbenzoic acid		C ₈ H ₆ O ₃	619-66-9	150.132		249.8(0.5)				sl H ₂ O; vs EtOH; s eth, chl
5460	3-Formylbenzonitrile		C ₈ H ₅ NO	24964-64-5	131.132		76.5	210			vs H ₂ O, EtOH, eth, chl
5461	4-Formylbenzonitrile		C ₈ H ₅ NO	105-07-7	131.132		100.5	133 ¹²			s H ₂ O; vs EtOH, eth, chl
5462	6-Formyl-2,3-dimethoxybenzoic acid	Opianic acid	C ₁₀ H ₁₀ O ₅	519-05-1	210.183	nd (w)	150				s EtOH, eth
5463	Formylferrocene		C ₁₁ H ₁₀ FeO	12093-10-6	214.041		118.5	70 ^{0,1}			
5464	Formyl fluoride	Fluoroformaldehyde	CHF ₂ O	1493-02-3	48.016	col gas	-142.2	-26.5	1.1950 ⁻³⁰		
5465	<i>N</i> -(4-Formylphenyl)acetamide		C ₉ H ₉ NO ₂	122-85-0	163.173	pr (w)	158.0				vs H ₂ O, bz
5466	Fosetyl-Al	Aluminum tris(<i>O</i> -ethylphosphonate)	C ₆ H ₁₈ AlO ₉ P ₃	39148-24-8	354.105		>300				
5467	Fosthietan		C ₆ H ₁₂ NO ₃ PS ₂	21548-32-3	241.268	ye oil			1.3 ²⁵	1.5348 ²⁵	s ace, chl, MeOH, tol
5468	Fraxin		C ₁₆ H ₁₈ O ₁₀	524-30-1	370.308	ye nd (al)	205				
5469	<i>DL</i> -Fructose	α-Acrose	C ₆ H ₁₂ O ₆	6035-50-3	180.155	nd	130		1.665 ¹⁶		
5470	<i>L</i> -Fructose		C ₆ H ₁₂ O ₆	7776-48-9	180.155	wh cry	102				s H ₂ O
5471	β- <i>D</i> -Fructose	β-Levulose	C ₆ H ₁₂ O ₆	53188-23-1	180.155	pr or nd (w) orth pr (al)	103 dec		1.60 ²⁰		vs H ₂ O, ace; s EtOH, MeOH, py
5472	<i>D</i> -Fructose 6-phosphate	Hexose monophosphate	C ₆ H ₁₃ O ₉ P	643-13-0	260.135						vs H ₂ O
5473	Fucoxanthin		C ₄₂ H ₅₈ O ₆	3351-86-8	658.906	red pl (eth) hex pl (dil al)	168				vs eth, EtOH
5474	Fulminic acid	Carbyloxime	CHNO	506-85-4	43.025		unstable in pure form				s eth
5475	Fulvene		C ₆ H ₆	497-20-1	78.112			7 ⁵⁶	0.8241 ²⁰	1.4920 ²⁰	i H ₂ O; s bz, chl
5476	Fumaric acid	<i>trans</i> -2-Butenedioic acid	C ₄ H ₄ O ₄	110-17-8	116.073	nd, mcl pr or lf (w)	122(103)	165 sub	1.635 ²⁰		sl H ₂ O, eth, ace; s EtOH, con sulf
5477	Fumigatin	3-Hydroxy-2-methoxy-5-methyl-2,5-cyclohexadiene-1,4-dione	C ₈ H ₈ O ₄	484-89-9	168.148	br nd or pl (peth)	116				vs ace, bz, eth, EtOH



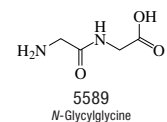
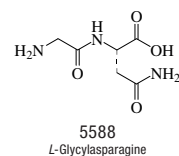
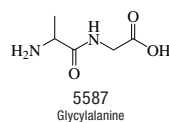
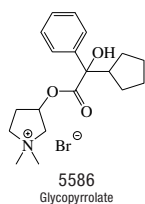
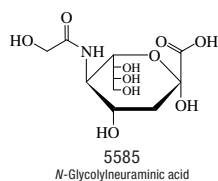
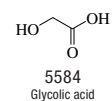
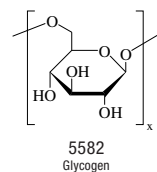
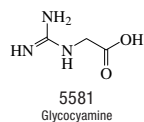
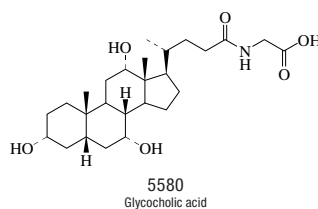
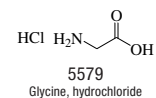
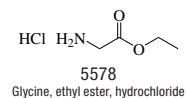
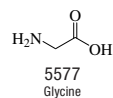
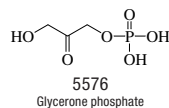
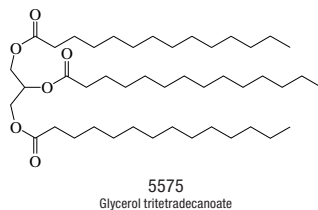
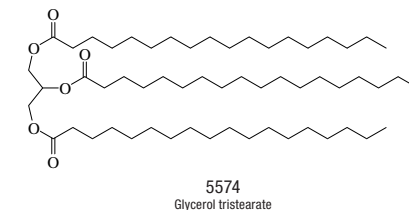
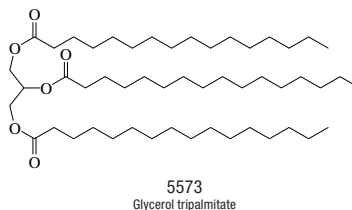
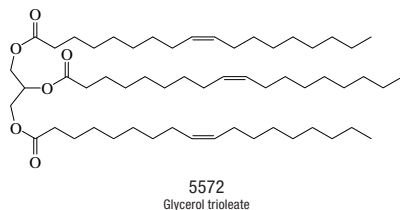
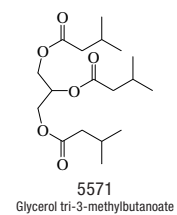
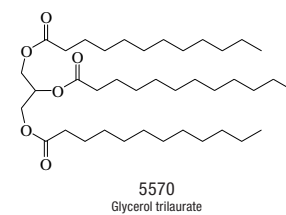
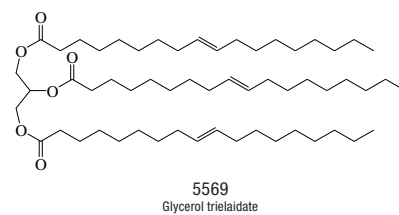
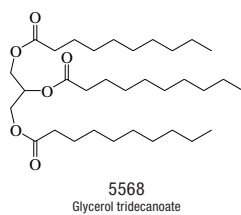
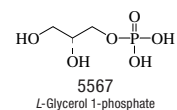
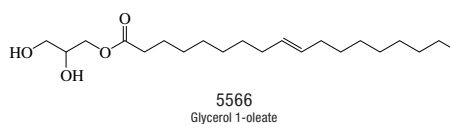
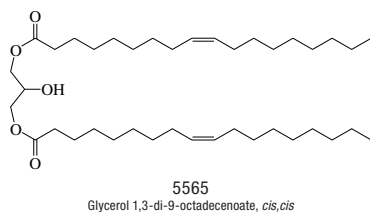
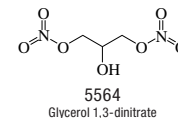
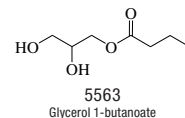
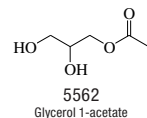
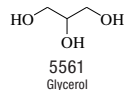
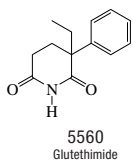
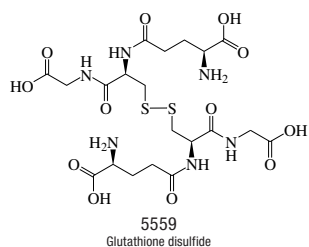
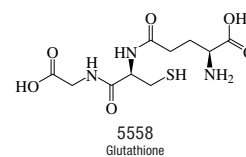
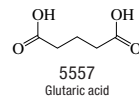
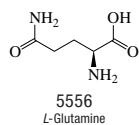
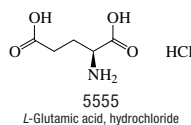
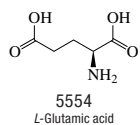
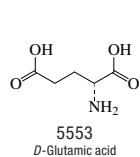
No.	Name	Synonym	Mol. Form.	CAS RN	Mol. Wt.	Physical Form	mp/°C	bp/°C	den g cm ⁻³	n _D	Solubility
5478	Furan	Oxacyclopentadiene	C ₄ H ₄ O	110-00-9	68.074	liq	-85.58(0.05)	31.3(0.2)	0.9514 ²⁰	1.4214 ²⁰	sl H ₂ O, chl; vs EtOH, eth; s ace, bz
5479	2-Furanacetic acid		C ₆ H ₆ O ₃	2745-26-8	126.110	lf(peth)	68.5	102 ^{9,4}			s H ₂ O, bz, MeOH, peth
5480	2-Furancarboxynitrile		C ₅ H ₃ NO	617-90-3	93.084			147	1.0822 ²⁰	1.4798 ²⁰	s EtOH, eth
5481	2-Furancarboxyl chloride	2-Furoyl chloride	C ₅ H ₃ ClO ₂	527-69-5	130.530	liq	-1.0	173	1.324 ²⁵	1.5310 ²⁰	i H ₂ O; s eth, chl; sl ctc
5482	3-Furancarboxaldehyde		C ₅ H ₄ O ₂	498-60-2	96.085			145	1.110 ²⁰	1.4945 ²⁰	
5483	2-Furancarboxylic acid	2-Furoic acid	C ₅ H ₄ O ₃	88-14-2	112.084	mcl nd or lf (w)	130(3)	231			s H ₂ O, EtOH; vs eth; sl ace
5484	3-Furancarboxylic acid		C ₅ H ₄ O ₃	488-93-7	112.084	nd (w)	121.7(0.6)	105 sub			sl H ₂ O; s EtOH, AcOEt; vs eth
5485	2,5-Furandicarboxylic acid	Dehydromucic acid	C ₆ H ₄ O ₅	3238-40-2	156.093	nd (w), lf (al)	342	sub	1.7400 ²⁰		sl H ₂ O, EtOH
5486	2-Furanmethanamine	Furfurylamine	C ₅ H ₇ NO	617-89-0	97.116			145.5	1.0995 ²⁰	1.4908 ²⁰	msc H ₂ O, EtOH; s eth, chl
5487	2-Furanmethanediol diacetate		C ₉ H ₁₀ O ₅	613-75-2	198.172	nd or pl (eth-peth)	52(1)	220			vs bz, eth, EtOH
5488	2-Furanmethanethiol		C ₅ H ₆ OS	98-02-2	114.166			157	1.1319 ²⁰	1.5329 ²⁰	i H ₂ O; sl chl
5489	2-Furanmethanol acetate		C ₇ H ₈ O ₃	623-17-6	140.137			182(6)	1.1175 ²⁰	1.4327 ²⁰	i H ₂ O; s EtOH, eth
5490	4-(2-Furanyl)-2-butanone		C ₈ H ₁₀ O ₂	699-17-2	138.164	oil		203	1.0361 ¹⁹	1.4696 ¹⁷	
5491	4-(2-Furanyl)-3-buten-2-one		C ₈ H ₈ O ₂	623-15-4	136.149		39.5	229 dec	1.0496 ⁵⁷	1.5788 ⁴⁵	i H ₂ O; vs EtOH, eth, chl; s peth
5492	1-(2-Furanyl)ethanone		C ₆ H ₆ O ₂	1192-62-7	110.111	cry (lig)	28.5(0.4)	175	1.098 ²⁰	1.5017 ²⁰	i H ₂ O; s EtOH, eth
5493	2-Furanylmethyl pentanoate	Furfuryl valerate	C ₁₆ H ₁₄ O ₃	36701-01-6	182.216			228	1.0284 ²⁰		vs eth, EtOH
5494	3-(2-Furanyl)-1-phenyl-2-propen-1-one		C ₁₃ H ₁₀ O ₂	717-21-5	198.217		47	317	1.1140 ²⁰		s EtOH, eth
5495	1-(2-Furanyl)-1-propanone		C ₇ H ₈ O ₂	3194-15-8	124.138	cry	28	88 ¹⁴	1.0626 ²⁸	1.4922 ²⁵	s eth; sl ctc
5496	1-(2-Furanyl)-2-propanone	2-Furfuryl methyl ketone	C ₇ H ₈ O ₂	6975-60-6	124.138		29	179.5	1.104 ²⁰	1.5035 ²⁰	
5497	3-(2-Furanyl)-2-propenal		C ₇ H ₆ O ₂	623-30-3	122.122		52(1)	135 ¹⁴			i H ₂ O; msc EtOH; s eth; sl chl
5498	3-(2-Furanyl)-2-propenenitrile	2-Furanacrylonitrile	C ₇ H ₅ NO	7187-01-1	119.121		38	96		1.5824 ²⁵	vs tol
5499	3-(2-Furanyl)-2-propenoic acid	2-Furanacrylic acid	C ₇ H ₆ O ₃	539-47-9	138.121	nd (w)	141(3)	286			vs eth, EtOH
5500	Furazolidone	3-[[[(5-Nitro-2-furanyl)-methylene]amino]-2-oxazolidinone	C ₈ H ₇ N ₃ O ₅	67-45-8	225.159		255				
5501	Furethidine		C ₂₁ H ₃₁ NO ₄	2385-81-1	361.476		28	210 ^{0.5}		1.5219 ²⁰	
5502	Furfural	2-Furaldehyde	C ₅ H ₄ O ₂	98-01-1	96.085	liq	-38.3(0.8)	161.5(0.3)	1.1594 ²⁰	1.5261 ²⁰	s H ₂ O, bz, chl; vs EtOH, ace; msc eth
5503	Furfuryl alcohol	2-Furanmethanol	C ₅ H ₆ O ₂	98-00-0	98.101	col-ye liq	-14.5(0.2)	168(2)	1.1296 ²⁰	1.4869 ²⁰	msc H ₂ O; vs EtOH, eth; s chl
5504	Furfuryl propanoate	2-Furanmethanol, propanoate	C ₈ H ₁₀ O ₃	623-19-8	154.163			195	1.1085 ²⁰		sl H ₂ O; s EtOH, ace; msc eth
5505	Furoin	1,2-Di-2-furanyl-2-hydroxy-ethanone	C ₁₀ H ₈ O ₄	552-86-3	192.169	nd (al)	135(3)				sl H ₂ O, EtOH, chl; s eth, MeOH
5506	Furonazide		C ₁₂ H ₁₁ N ₃ O ₂	3460-67-1	229.234		202.3				
5507	Furosemide		C ₁₂ H ₁₁ ClN ₂ O ₅ S	54-31-9	330.743		204 dec				
5508	Fursultiamine		C ₁₇ H ₂₆ N ₄ O ₃ S ₂	804-30-8	398.543	col pr	132 dec		1.29		sl H ₂ O
5509	Furylfuramide, (E)-	2-(2-Furanyl)-3-(5-nitro-2-furanyl)-2-propenamide	C ₁₁ H ₈ N ₂ O ₅	18819-45-9	248.192	cry	154				
5510	Fusarenon X		C ₁₇ H ₂₂ O ₈	23255-69-8	354.352	cry	182				
5511	Galactaric acid	Mucic acid	C ₆ H ₁₀ O ₈	526-99-8	210.138	pr (w)	255 dec				
5512	Galactitol	Dulcose	C ₆ H ₁₄ O ₆	608-66-2	182.171	cry (dil MeOH)	187.2(0.4)	277 ¹	1.47 ²⁰		s H ₂ O; sl EtOH, py; i eth, bz
5513	D-Galactonic acid, γ-lactone		C ₆ H ₁₀ O ₆	2782-07-2	178.139	nd (w+1), nd (al)	112				vs H ₂ O
5514	α-D-Galactopyranose		C ₆ H ₁₂ O ₆	3646-73-9	180.155		167				
5515	4-O-β-D-Galactopyranosyl-D-gluconic acid	Lactobionic acid	C ₁₂ H ₂₂ O ₁₂	96-82-2	358.296	syr					vs H ₂ O; sl EtOH, MeOH, HOAc; i eth
5516	D-Galactose		C ₆ H ₁₂ O ₆	59-23-4	180.155	pl or pr (al) pr or nd (w+1)	170				vs H ₂ O; sl EtOH; i eth, bz; s py
5517	D-Galacturonic acid		C ₆ H ₁₀ O ₇	685-73-4	194.139	nd (w)	166 (β)				s H ₂ O, EtOH; i eth

							
5478 Furan	5479 2-Furanacetic acid	5480 2-Furancarbonitrile	5481 2-Furancarbonyl chloride	5482 3-Furancarboxaldehyde	5483 2-Furancarboxylic acid	5484 3-Furancarboxylic acid	5485 2,5-Furandicarboxylic acid
							
5486 2-Furanmethanamine	5487 2-Furanmethanediol diacetate	5488 2-Furanmethanethiol	5489 2-Furanmethanol acetate	5490 4-(2-Furanyl)-2-butanone	5491 4-(2-Furanyl)-3-buten-2-one	5492 1-(2-Furanyl)ethanone	
							
5493 2-Furanylmethyl pentanoate	5494 3-(2-Furanyl)-1-phenyl-2-propen-1-one	5495 1-(2-Furanyl)-1-propanone	5496 1-(2-Furanyl)-2-propanone	5497 3-(2-Furanyl)-2-propenal	5498 3-(2-Furanyl)-2-propenenitrile		
							
5499 3-(2-Furanyl)-2-propenoic acid	5500 Furozolidone	5501 Furethidine	5502 Furfural	5503 Furfuryl alcohol	5504 Furfuryl propanoate	5505 Furoin	
							
5506 Furonazide	5507 Furosemide	5508 Fursultiamine	5509 Furfurylamide, (E)-	5510 Fusarenon X			
							
5511 Galactaric acid	5512 Galactitol	5513 D-Galactonic acid, γ -lactone	5514 α -D-Galactopyranose	5515 4-O- β -D-Galactopyranosyl-D-gluconic acid	5516 D-Galactose	5517 D-Galacturonic acid	

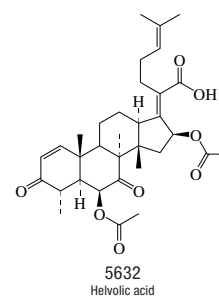
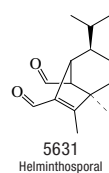
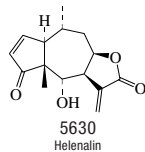
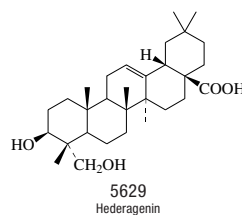
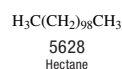
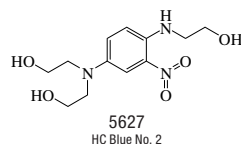
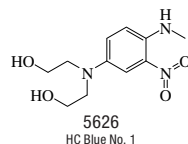
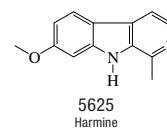
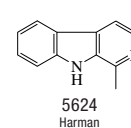
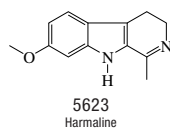
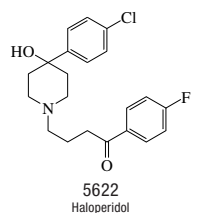
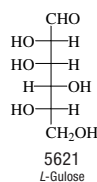
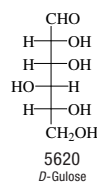
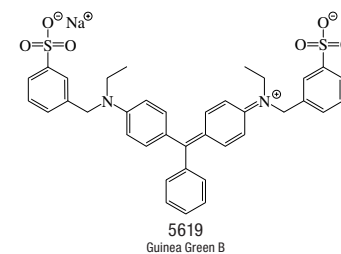
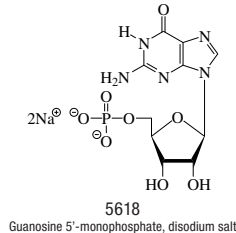
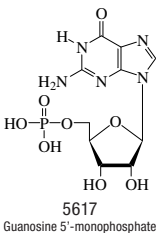
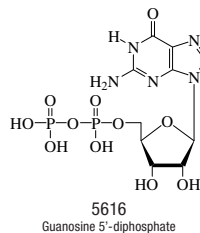
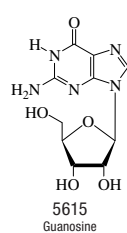
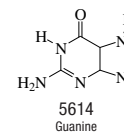
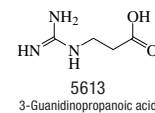
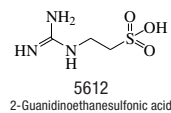
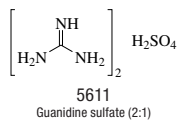
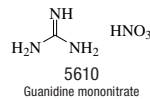
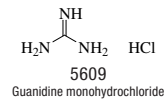
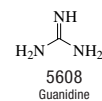
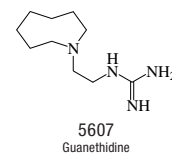
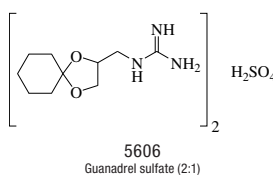
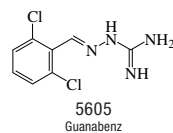
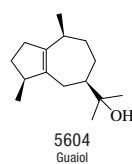
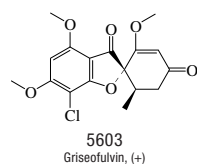
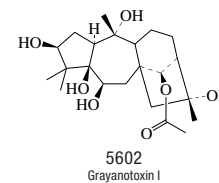
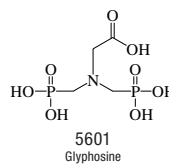
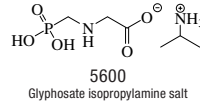
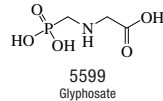
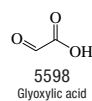
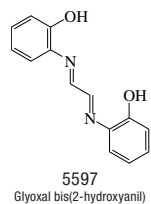
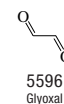
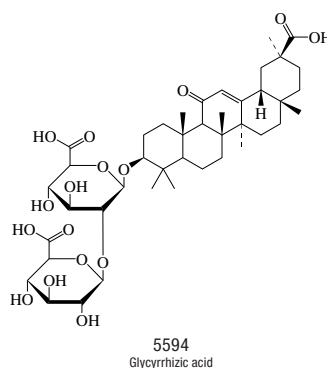
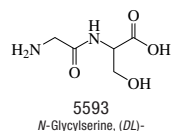
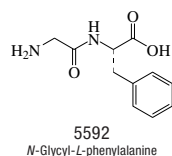
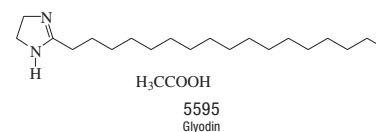
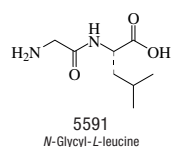
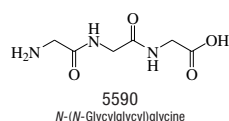
No.	Name	Synonym	Mol. Form.	CAS RN	Mol. Wt.	Physical Form	mp/°C	bp/°C	den g cm ⁻³	n _D	Solubility
5518	Galanthamine	Lycoremine	C ₁₇ H ₂₁ NO ₃	357-70-0	287.354	cry (bz)	126.5				vs ace, EtOH, chl
5519	Galipine	2-[2-(3,4-Dimethoxyphenyl)-ethyl]-4-methoxyquinoline	C ₂₀ H ₂₁ NO ₃	525-68-8	323.386	pr (al, eth) nd (peth)	115.5				vs ace, bz, eth, EtOH
5520	Gallamine triethiodide		C ₃₀ H ₆₀ I ₃ N ₃ O ₃	65-29-2	891.528		147.5				vs H ₂ O, EtOH; sl eth, ace, bz, chl
5521	Gallein		C ₂₀ H ₁₂ O ₇	2103-64-2	364.31	br-red pow (+1.5w) red (anh)	>300				vs ace, EtOH
5522	Ganciclovir		C ₈ H ₁₃ N ₅ O ₄	82410-32-0	255.231	cry (MeOH)	250 dec				
5523	Gardol		C ₁₈ H ₂₈ NNaO ₃	137-16-6	293.378						sl H ₂ O
5524	Gelsemine		C ₂₀ H ₂₂ N ₂ O ₂	509-15-9	322.401	cry (ace)	178				vs ace, bz, eth, EtOH
5525	Gelsemine, monohydrochloride		C ₂₀ H ₂₃ ClN ₂ O ₂	35306-33-3	358.862		326				s H ₂ O; sl EtOH
5526	Genistein	5,7-Dihydroxy-3-(4-hydroxyphenyl)-4 <i>H</i> -1-benzopyran-4-one	C ₁₅ H ₁₀ O ₅	446-72-0	270.237	nd(eth), pr(dil al)	301 dec				
5527	β-Gentiobiose	6- <i>O</i> -β- <i>D</i> -Glucopyranosyl- <i>D</i> -glucose	C ₁₂ H ₂₂ O ₁₁	554-91-6	342.296	cry (EtOH)	192				s hot H ₂ O, hot MeOH
5528	Geraniol		C ₁₀ H ₁₈ O	106-24-1	154.249	oil	<-15	229(2)	0.8894 ²⁰	1.4766 ²⁰	i H ₂ O; s EtOH, eth, ace, chl
5529	Geranyl 2-methylpropanoate		C ₁₄ H ₂₄ O ₂	2345-26-8	224.340			136 ¹³	0.8997 ¹⁵	1.4576 ²⁰	
5530	Geranyl acetate		C ₁₂ H ₂₀ O ₂	16409-44-2	196.286			115 ¹²	0.9163 ¹⁵	1.4624 ²⁰	
5531	Germine		C ₂₇ H ₄₃ NO ₈	508-65-6	509.632	pr or cry (MeOH)	220				s bz, MeOH, alk, acid
5532	Gibberellic acid		C ₁₉ H ₂₂ O ₆	77-06-5	346.374	cry (EtOAc)	234				vs ace, EtOH, MeOH
5533	Gitoxigenin		C ₂₃ H ₃₄ O ₅	545-26-6	390.513	pr (AcOEt) pr (+w, dil al)	234				i H ₂ O; sl eth; s chl
5534	Gitoxin		C ₄₁ H ₆₄ O ₁₄	4562-36-1	780.939	pr (chl- MeOH)	285 dec				
5535	<i>d</i> -Glaucine		C ₂₁ H ₂₅ NO ₄	475-81-0	355.429	pl, pr (eth, AcOEt)	120				vs ace, EtOH, chl
5536	<i>D</i> -Glucaric acid	<i>D</i> -Tetrahydroxyadipic acid	C ₆ H ₁₀ O ₆	87-73-0	210.138	nd (45% al)	125.5				vs H ₂ O, EtOH; sl eth, chl
5537	<i>D</i> -Glucitol	Sorbitol	C ₆ H ₁₄ O ₆	50-70-4	182.171	nd (w)	97(3)	295 ^{3,5}	1.489 ²⁰	1.3330 ²⁰	vs H ₂ O, ace
5538	<i>D</i> -Glucitol, hexaacetate	Sorbitol hexaacetate	C ₁₈ H ₂₆ O ₁₂	7208-47-1	434.392	pr (w)	98(3)		1.30 ²⁰		sl H ₂ O, eth; vs EtOH; s chl, AcOEt
5539	<i>D</i> -Gluconic acid		C ₆ H ₁₂ O ₇	526-95-4	196.155	nd (al-eth)	131(2)				s H ₂ O; sl EtOH; i eth, bz
5540	β- <i>D</i> -Glucopyranose		C ₆ H ₁₂ O ₆	492-61-5	180.155	cry (hot EtOH)	149				
5541	6- <i>O</i> -α- <i>D</i> -Glucopyranosyl- <i>D</i> -fructose	Palatinose	C ₁₂ H ₂₂ O ₁₁	13718-94-0	342.296						s H ₂ O
5542	2-(β- <i>D</i> -Glucopyranosyloxy)-benzaldehyde	Helicin	C ₁₃ H ₁₆ O ₇	618-65-5	284.262	nd (w)	175				vs H ₂ O, EtOH
5543	7-(β- <i>D</i> -Glucopyranosyloxy)-2 <i>H</i> -1-benzopyran-2-one	Skimmin	C ₁₅ H ₁₆ O ₈	93-39-0	324.283	cry (w + 1)	220				s H ₂ O, EtOH; i eth, chl
5544	2-(β- <i>D</i> -Glucopyranosyloxy)-2-methylpropanenitrile	Linamarin	C ₁₀ H ₁₇ NO ₆	554-35-8	247.245	nd (w, al)	145				vs ace
5545	1-[4-(β- <i>D</i> -Glucopyranosyloxy)-phenyl]ethanone	Picein	C ₁₄ H ₁₈ O ₇	530-14-3	298.289	nd (w+1), nd (MeOH)	195.5				sl H ₂ O; s EtOH, eth, HOAc; i chl
5546	α- <i>D</i> -Glucose		C ₆ H ₁₂ O ₆	26655-34-5	180.155		146 dec		1.5620 ¹⁸		vs H ₂ O; sl EtOH; i ace, AcOEt; s py
5547	α- <i>D</i> -Glucose pentaacetate		C ₁₈ H ₂₂ O ₁₁	604-68-2	390.339	pl or nd (al)	132.0(0.5)	sub			sl H ₂ O, EtOH, CS ₂ ; s eth, chl, HOAc
5548	β- <i>D</i> -Glucose pentaacetate		C ₁₈ H ₂₂ O ₁₁	604-69-3	390.339	nd (al)	134	sub	1.2740 ²⁰		i H ₂ O; sl EtOH, peth, eth; s bz; msc chl
5549	α- <i>D</i> -Glucose 1-phosphate	Cori ester	C ₆ H ₁₃ O ₉ P	59-56-3	260.135						vs H ₂ O
5550	<i>D</i> -Glucuronic acid		C ₆ H ₁₀ O ₇	6556-12-3	194.139	nd (al)	165				vs H ₂ O, EtOH
5551	<i>D</i> -Glucuronic acid γ-lactone	<i>D</i> -Glucuronolactone	C ₆ H ₈ O ₆	32449-92-6	176.124	mcl pl (w) cry (al)	177.5		1.76 ²⁰		s H ₂ O; sl EtOH, DMSO, MeOH; i bz
5552	<i>DL</i> -Glutamic acid		C ₅ H ₉ NO ₄	617-65-2	147.130	orth (al,w)	199 dec		1.4601 ²⁰		sl H ₂ O, eth; i EtOH, CS ₂ , lig



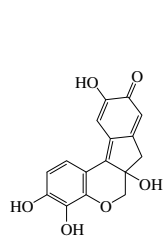
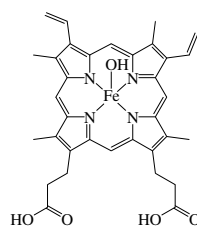
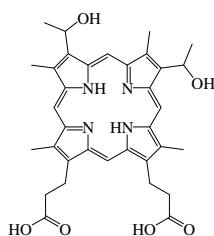
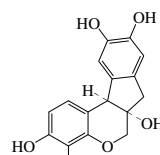
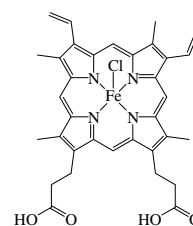
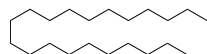
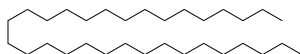
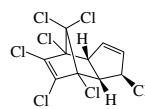
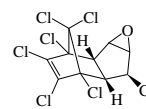
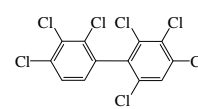
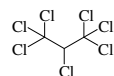
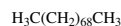
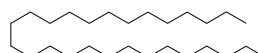
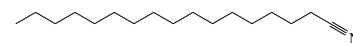
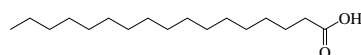
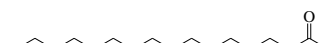
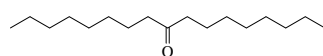
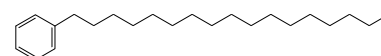
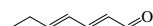
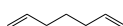
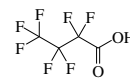
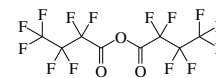
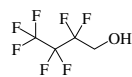
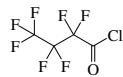
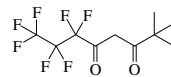
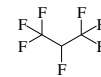
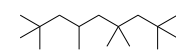
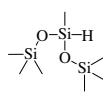
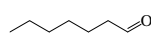
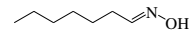
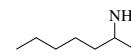
No.	Name	Synonym	Mol. Form.	CAS RN	Mol. Wt.	Physical Form	mp/°C	bp/°C	den g cm ⁻³	n _D	Solubility
5553	D-Glutamic acid		C ₅ H ₉ NO ₄	6893-26-1	147.130	lf (w)	213 dec		1.538 ²⁰		sl H ₂ O; i EtOH, eth, ace, bz, HOAc, MeOH
5554	L-Glutamic acid	(S)-2-Aminopentanedioic acid	C ₅ H ₉ NO ₄	56-86-0	147.130	orth (dil al)	160 dec	175 sub	1.538 ²⁰		sl H ₂ O
5555	L-Glutamic acid, hydrochloride		C ₅ H ₁₀ ClNO ₄	138-15-8	183.591	orth pl (w)	214 dec				vs H ₂ O, EtOH
5556	L-Glutamine	2-Aminoglutaric acid	C ₅ H ₁₀ N ₂ O ₃	56-85-9	146.144	nd (w, dil al)	182(3)				s H ₂ O; i EtOH, eth, bz, MeOH
5557	Glutaric acid	Pentanedioic acid	C ₅ H ₈ O ₄	110-94-1	132.116	nd (bz)	97.9(0.3)	273(10)	1.429 ¹⁵	1.4188 ¹⁰⁶	vs H ₂ O, EtOH, eth; i bz; s chl, lig
5558	Glutathione	L-γ-Glutamyl-L-cysteinylglycine	C ₁₀ H ₁₇ N ₃ O ₆ S	70-18-8	307.323	cry (50% al)	195				vs H ₂ O; i EtOH, eth; s DMF
5559	Glutathione disulfide	L-γ-Glutamyl-L-cysteinylglycine disulfide	C ₂₀ H ₃₂ N ₆ O ₁₂ S ₂	27025-41-8	612.631	cry (EtOH aq)	179				
5560	Glutethimide		C ₁₃ H ₁₅ NO ₂	77-21-4	217.264	cry (eth)	85(1)				i H ₂ O; s EtOH; vs eth, ace
5561	Glycerol	1,2,3-Propanetriol	C ₃ H ₈ O ₃	56-81-5	92.094	syrr, orth pl	18.2(0.4)	289(3)	1.2613 ²⁰	1.4746 ²⁰	msc H ₂ O, EtOH; sl eth; i bz, ctc, chl
5562	Glycerol 1-acetate	1,2,3-Propanetriol 1-acetate, (±)	C ₅ H ₁₀ O ₄	106-61-6	134.131			158 ¹⁶⁵	1.2060 ²⁰	1.4157 ²⁰	vs H ₂ O, EtOH
5563	Glycerol 1-butanolate		C ₇ H ₁₄ O ₄	557-25-5	162.184			280	1.129 ¹⁸	1.4531 ²⁰	vs H ₂ O, EtOH
5564	Glycerol 1,3-dinitrate	1,2,3-Propanetriol, 1,3-dinitrate	C ₃ H ₆ N ₂ O ₇	623-87-0	182.089	pr (w), cry (eth)	26	148 ¹⁵	1.523 ²⁰	1.4715 ²⁰	vs H ₂ O, eth, EtOH
5565	Glycerol 1,3-di-9-octadecenoate, <i>cis,cis</i>		C ₃₈ H ₇₂ O ₅	2465-32-9	620.986	cry (eth/ EtOH)	50.1				
5566	Glycerol 1-oleate	1-Monoolein	C ₂₁ H ₄₀ O ₄	111-03-5	356.541	pl (al)	35	239 ³	0.9420 ²⁰	1.4626 ²⁰	i H ₂ O; s EtOH, eth, chl
5567	L-Glycerol 1-phosphate	α-Glycerophosphoric acid	C ₃ H ₉ O ₆ P	5746-57-6	172.073	syrr					dec H ₂ O
5568	Glycerol tridecanoate	Decanoic acid glycerol triester	C ₃₃ H ₆₂ O ₆	621-71-6	554.841	cry (peth)	31(1)				
5569	Glycerol trielaidate	Trielaidin	C ₅₇ H ₁₀₄ O ₆	537-39-3	885.432						vs bz, eth, chl
5570	Glycerol trilaurate	Trilaurin	C ₃₉ H ₇₄ O ₆	538-24-9	639.001	nd (al)			0.8986 ⁵⁵	1.4404 ⁶⁰	i H ₂ O; s EtOH, eth, peth; vs ace, bz
5571	Glycerol tri-3-methylbutanoate	Triisovalerin	C ₁₈ H ₃₂ O ₆	620-63-3	344.443			332.5	0.9984 ²⁰	1.4354 ²⁰	vs eth, EtOH
5572	Glycerol trioleate	Triolein	C ₅₇ H ₁₀₄ O ₆	122-32-7	885.432	col-ye oil	5.3(0.6)	237 ¹⁸	0.915 ¹⁵	1.4676 ¹⁵	i H ₂ O; sl EtOH; vs eth; s chl, peth
5573	Glycerol tripalmitate	Tripalmitin	C ₅₁ H ₉₈ O ₆	555-44-2	807.320	nd (eth)	66(2)	624(28)	0.8752 ⁷⁰	1.4381 ⁸⁰	i H ₂ O; sl EtOH; vs eth; s bz, chl
5574	Glycerol tristearate	Tristearin	C ₅₇ H ₁₁₀ O ₆	555-43-1	891.479				0.8559 ⁹⁰	1.4395 ⁹⁰	i H ₂ O, EtOH; sl bz, ctc; s ace, chl
5575	Glycerol tritradecanoate	Trimyristin	C ₄₅ H ₈₆ O ₆	555-45-3	723.161	wh-ye solid	57.0(0.2)	585(27)	0.8848 ⁶⁰	1.4428 ⁶⁰	i H ₂ O; sl EtOH, lig; s eth, ace, bz
5576	Glycerone phosphate	1-Hydroxy-3-(phosphonoxy)-2-propanone	C ₃ H ₇ O ₆ P	57-04-5	170.058						dec H ₂ O
5577	Glycine	Aminoacetic acid	C ₂ H ₅ NO ₂	56-40-6	75.067	mcl or trg pr (dil al)	290 dec		1.161 ²⁰		vs H ₂ O; i EtOH, eth; sl ace, py
5578	Glycine, ethyl ester, hydrochloride	Ethyl aminoacetate hydrochloride	C ₄ H ₁₀ ClNO ₂	623-33-6	139.581		144				vs H ₂ O, EtOH
5579	Glycine, hydrochloride		C ₂ H ₆ ClNO ₂	6000-43-7	111.528	hyg orth nd (w)	200.5				vs H ₂ O
5580	Glycocholic acid		C ₂₆ H ₄₃ NO ₆	475-31-0	465.622	nd (w)	166.5				sl H ₂ O, eth; vs EtOH
5581	Glycocyamine	Guanidinoacetic acid	C ₃ H ₇ N ₃ O ₂	352-97-6	117.107	pl or nd (w)	282				sl H ₂ O, EtOH, eth
5582	Glycogen		(C ₆ H ₁₀ O ₅) _x	9005-79-2	162.140	wh pow					vs H ₂ O; i EtOH, eth
5583	Glycolaldehyde		C ₂ H ₄ O ₂	141-46-8	60.052	pl	97		1.366 ¹⁰⁰	1.4772 ¹⁹	s chl
5584	Glycolic acid		C ₂ H ₄ O ₃	79-14-1	76.051	orth nd (w) lf (eth)	79.5	100			s H ₂ O, EtOH, eth
5585	N-Glycolylneuraminic acid	N-(Hydroxyacetyl)neuraminic acid	C ₁₁ H ₁₉ NO ₁₀	1113-83-3	325.270		186				
5586	Glycopyrrolate		C ₁₉ H ₂₈ BrNO ₃	596-51-0	398.334		192.5				
5587	Glycylalanine	N-Alanylglycine	C ₉ H ₁₀ N ₂ O ₃	1188-01-8	146.144		237 dec				s H ₂ O; i EtOH, eth
5588	L-Glycylasparagine		C ₆ H ₁₁ N ₃ O ₄	1999-33-3	189.169	nd (EtOH aq)	216				s H ₂ O; sl EtOH
5589	N-Glycylglycine	2-(Aminoacetamido)acetic acid	C ₄ H ₈ N ₂ O ₃	556-50-3	132.118		220(1)				s H ₂ O



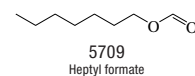
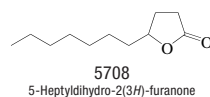
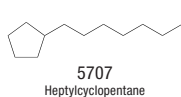
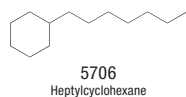
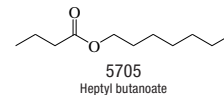
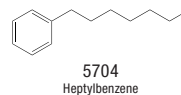
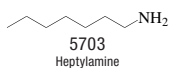
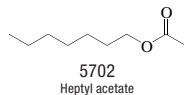
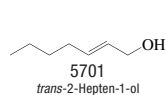
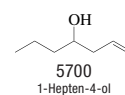
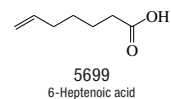
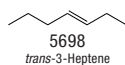
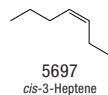
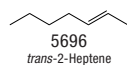
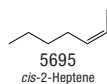
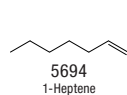
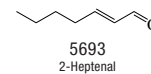
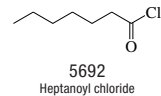
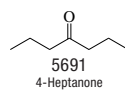
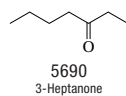
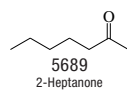
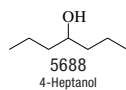
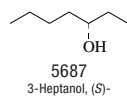
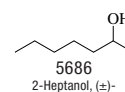
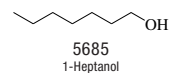
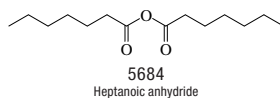
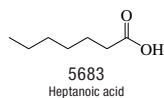
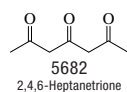
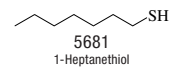
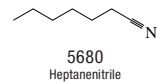
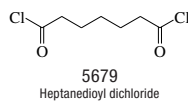
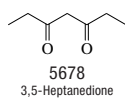
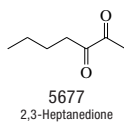
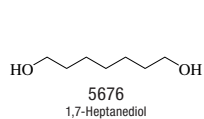
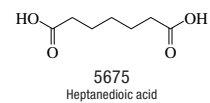
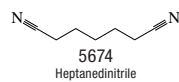
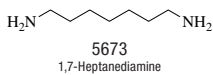
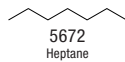
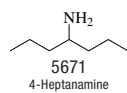
No.	Name	Synonym	Mol. Form.	CAS RN	Mol. Wt.	Physical Form	mp/°C	bp/°C	den g cm ⁻³	n _D	Solubility
5590	<i>N</i> -(<i>N</i> -Glycylglycyl)glycine		C ₆ H ₁₁ N ₃ O ₄	556-33-2	189.169	nd (dil al)	246 dec				s H ₂ O; i EtOH, eth
5591	<i>N</i> -Glycyl- <i>L</i> -leucine		C ₈ H ₁₆ N ₂ O ₃	869-19-2	188.224	pl (dil al) pl (dil al)	256 dec				vs H ₂ O; i EtOH
5592	<i>N</i> -Glycyl- <i>L</i> -phenylalanine		C ₁₁ H ₁₄ N ₂ O ₃	3321-03-7	222.240		267.0(0.5)				s H ₂ O
5593	<i>N</i> -Glycylserine, (<i>DL</i>)-		C ₆ H ₁₀ N ₂ O ₄	687-38-7	162.144		198 dec				
5594	Glycyrrhizic acid		C ₄₂ H ₆₂ O ₁₆	1405-86-3	822.931	pl or pr (HOAc)	220 dec				vs H ₂ O, EtOH; i eth
5595	Glyodin	1 <i>H</i> -Imidazole, 2-heptadecyl-4,5-dihydro-, monoacetate	C ₂₂ H ₄₄ N ₂ O ₂	556-22-9	368.596				1.035 ²⁰		
5596	Glyoxal		C ₂ H ₂ O ₂	107-22-2	58.036	ye pr	15	50.4	1.14 ²⁰	1.3826 ²⁰	vs H ₂ O; s EtOH, eth
5597	Glyoxal bis(2-hydroxyanil)	2,2'-Benzoxazoline	C ₁₄ H ₁₂ N ₂ O ₂	1149-16-2	240.257		202				s DMSO
5598	Glyoxylic acid		C ₂ H ₂ O ₃	298-12-4	74.035	orth pr (w+1/2)	98				vs H ₂ O; sl EtOH, eth, bz
5599	Glyphosate	Glycine, <i>N</i> -(phosphonomethyl)-	C ₃ H ₈ NO ₅ P	1071-83-6	169.074		230 dec				
5600	Glyphosate isopropylamine salt		C ₆ H ₁₇ N ₂ O ₅ P	38641-94-0	228.183	cry					vs H ₂ O
5601	Glyphosine	Glycine, <i>N,N</i> -bis(phosphonomethyl)-	C ₄ H ₁₁ NO ₈ P ₂	2439-99-8	263.080	wh cry					s H ₂ O
5602	Grayanotoxin I		C ₂₂ H ₃₆ O ₇	4720-09-6	412.517	cry (AcOEt/ C ₆ H ₁₂)	268				
5603	Griseofulvin, (+)		C ₁₇ H ₁₇ ClO ₆	126-07-8	352.766	oct or orth cry (bz)	220				i H ₂ O; sl EtOH, eth, ace, bz, AcOEt, chl
5604	Guaiol		C ₁₅ H ₂₆ O	489-86-1	222.366	trg pr (al)	91	288 dec	0.9074 ¹⁰⁰	1.4716 ¹⁰⁰	i H ₂ O; s EtOH, eth
5605	Guanabenz		C ₈ H ₈ Cl ₂ N ₄	5051-62-7	231.083	wh solid	228 dec				
5606	Guanadrel sulfate (2:1)		C ₂₀ H ₄₀ N ₆ O ₆ S	22195-34-2	524.632	cry (MeOH/ EtOH)	214				
5607	Guanethidine		C ₁₀ H ₂₂ N ₄	55-65-2	198.309	wh cry (MeOH)	226				
5608	Guanidine	Aminomethanamide	CH ₅ N ₃	113-00-8	59.071	cry	50				vs H ₂ O, EtOH
5609	Guanidine monohydrochloride		CH ₅ ClN ₃	50-01-1	95.532	orth bipym (al)	184(1)		1.354 ²⁰		vs H ₂ O, EtOH
5610	Guanidine mononitrate		CH ₅ N ₃ O ₃	506-93-4	122.084	lf (w)	214.5(0.6)	dec			vs H ₂ O, EtOH
5611	Guanidine sulfate (2:1)		C ₂ H ₁₂ N ₆ O ₄ S	594-14-9	216.219		292 dec				
5612	2-Guanidinoethanesulfonic acid	Taurocyamine	C ₃ H ₉ N ₃ O ₃ S	543-18-0	167.186	cry (EtOH, ace)	227				
5613	3-Guanidinopropanoic acid	<i>N</i> -Amidino-β-alanine	C ₄ H ₈ N ₃ O ₂	353-09-3	131.133	cry (EtOH)	210				
5614	Guanine		C ₅ H ₅ N ₅ O	73-40-5	151.127	nd or pl (aq NH ₃)	360 dec	sub			i H ₂ O, HOAc; sl EtOH, eth; s alk, acid
5615	Guanosine	2-Amino-1,9-dihydro-9-β- <i>D</i> -ribofuranosyl-6 <i>H</i> -purin-6-one	C ₁₀ H ₁₃ N ₅ O ₅	118-00-3	283.241	nd (w)	239 dec				sl H ₂ O; i EtOH, eth; vs HOAc
5616	Guanosine 5'-diphosphate	Guanosine 5'-(trihydrogen diphosphate)	C ₁₀ H ₁₅ N ₅ O ₁₁ P ₂	146-91-8	443.201	amorp solid					
5617	Guanosine 5'-monophosphate	5'-Guanylic acid	C ₁₀ H ₁₄ N ₅ O ₈ P	85-32-5	363.221	hyg cry	190 dec				sl H ₂ O
5618	Guanosine 5'-monophosphate, disodium salt	5'-Guanylic acid, disodium salt	C ₁₀ H ₁₂ N ₅ Na ₂ O ₈ P	5550-12-9	407.185		195 dec				sl H ₂ O
5619	Guinea Green B	C.I. Acid Green 3	C ₃₇ H ₃₅ N ₂ NaO ₆ S ₂	4680-78-8	690.803	dk grn pow					s H ₂ O; sl EtOH
5620	<i>D</i> -Gulose		C ₆ H ₁₂ O ₆	4205-23-6	180.155	syr		dec			vs H ₂ O
5621	<i>L</i> -Gulose		C ₆ H ₁₂ O ₆	6027-89-0	180.155	syr		dec			vs H ₂ O
5622	Haloperidol		C ₂₁ H ₂₃ ClFNO ₂	52-86-8	375.865		151.5				
5623	Harmaline	4,9-Dihydro-7-methoxy-1-methyl-3 <i>H</i> -pyrido[3,4- <i>b</i>]indole	C ₁₃ H ₁₄ N ₂ O	304-21-2	214.262	tab (MeOH) orth pr (al)	230				sl H ₂ O, EtOH, eth; s chl, py
5624	Harman	1-Methyl-9 <i>H</i> -pyrido[3,4- <i>b</i>]indole	C ₁₂ H ₁₀ N ₂	486-84-0	182.220	bl flr orth cry (hp)	236.5				
5625	Harmine	7-Methoxy-1-methyl-9 <i>H</i> -pyrido[3,4- <i>b</i>]indole	C ₁₃ H ₁₂ N ₂ O	442-51-3	212.246	orth (al), pr (MeOH)	273	sub			sl H ₂ O, chl, EtOH, eth; s py
5626	HC Blue No. 1		C ₁₁ H ₁₇ N ₃ O ₄	2784-94-3	255.271	blk cry	100				
5627	HC Blue No. 2		C ₁₂ H ₁₉ N ₃ O ₅	33229-34-4	285.296	dk bl-blk cry	110				
5628	Hectane		C ₁₀₀ H ₂₀₂	6703-98-6	1404.67		115.2(0.4)				
5629	Hederagenin		C ₃₀ H ₄₈ O ₄	465-99-6	472.700	pr (al)	333				
5630	Helenalin		C ₁₈ H ₁₈ O ₄	6754-13-8	262.302	cry (EtOH)	226				sl H ₂ O; s EtOH, chl
5631	Helminthosporal		C ₁₅ H ₂₂ O ₂	723-61-5	234.335		58	117 ^{0.015}			
5632	Helvolic acid		C ₃₃ H ₄₄ O ₈	29400-42-8	568.697	nd (dil HOAc)	212 dec				sl H ₂ O, EtOH; s eth, ace, bz, diox



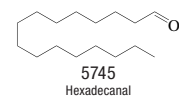
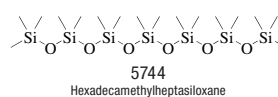
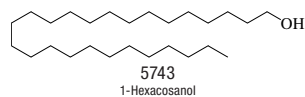
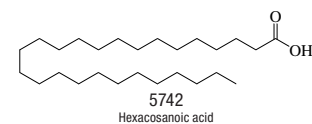
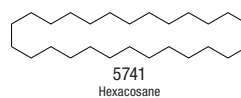
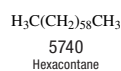
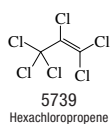
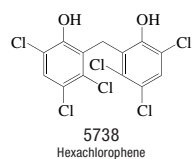
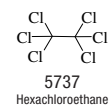
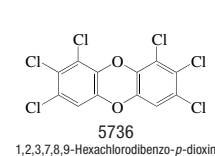
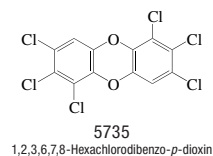
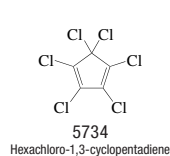
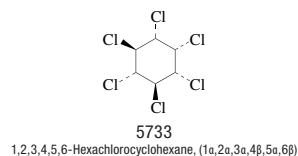
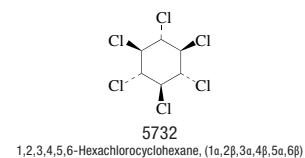
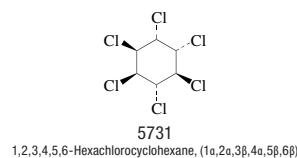
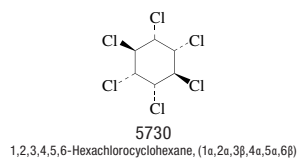
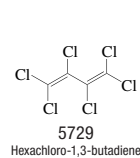
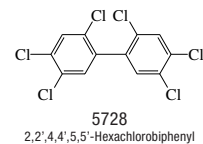
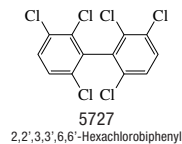
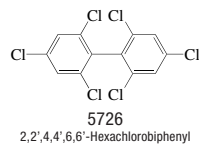
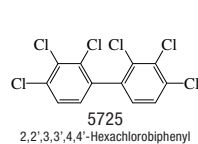
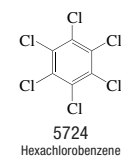
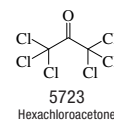
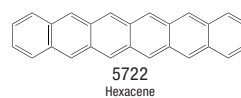
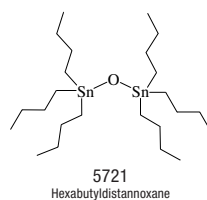
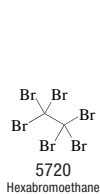
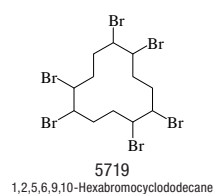
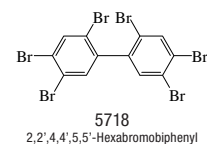
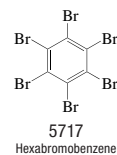
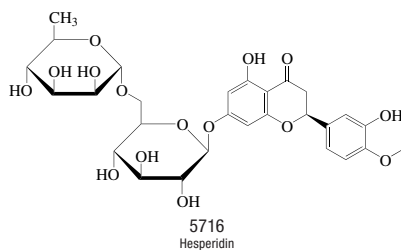
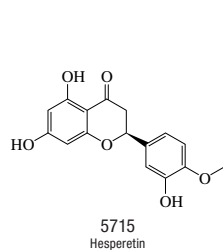
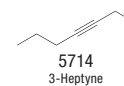
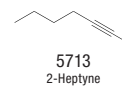
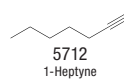
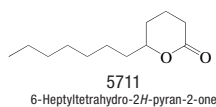
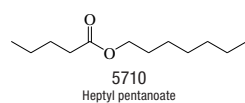
No.	Name	Synonym	Mol. Form.	CAS RN	Mol. Wt.	Physical Form	mp/°C	bp/°C	den g cm ⁻³	n _D	Solubility
5633	Hematein		C ₁₆ H ₁₂ O ₆	475-25-2	300.262	red-br cry	250 dec				i H ₂ O, eth, bz, chl; sl EtOH, HOAc
5634	Hematin		C ₃₄ H ₃₃ FeN ₄ O ₅	15489-90-4	633.495	br pow (py)	>200				i H ₂ O, eth; s EtOH, alk; sl py, HOAc
5635	Hematoporphyrin		C ₃₄ H ₃₈ N ₄ O ₆	14459-29-1	598.689	deep red cry	172.5				i H ₂ O; s EtOH; sl eth, chl
5636	Hematoxylin		C ₁₆ H ₁₄ O ₆	517-28-2	302.278	ye cry	140				sl H ₂ O, eth; s alk, EtOH
5637	Hemin		C ₃₄ H ₃₂ ClFeN ₄ O ₄	16009-13-5	651.941	long blades (gl HOAc)	>300				
5638	Heneicosane		C ₂₁ H ₄₄	629-94-7	296.574	cry (w)	40.4(0.3)	359(6)	0.7919 ²⁰	1.4441 ²⁰	i H ₂ O; sl EtOH; s peth
5639	Hentriacontane	Untriacontane	C ₃₁ H ₆₄	630-04-6	436.840	lf (AcOEt)	68(1)	458	0.781 ⁶⁸	1.4278 ⁹⁰	sl EtOH, eth, bz, chl; s peth
5640	Heptachlor		C ₁₀ H ₅ Cl ₇	76-44-8	373.318	wh cry	95.8(0.3)		1.57 ⁹		vs bz, eth, EtOH, lig
5641	Heptachlor epoxide		C ₁₀ H ₅ Cl ₇ O	1024-57-3	389.317		162.8(0.3)				
5642	2,2',3,3',4,4',6-Heptachlorobiphenyl		C ₁₂ H ₅ Cl ₇	52663-71-5	395.323	cry	122.2(0.5)				i H ₂ O
5643	1,1,1,2,3,3,3-Heptachloropropane		C ₃ HCl ₇	3849-33-0	285.211		11	249	1.7921 ³⁴	1.5427 ²¹	vs chl
5644	Heptacontane		C ₇₀ H ₁₄₂	7719-93-9	983.876		106(4)	647			
5645	Heptacosane		C ₂₇ H ₅₆	593-49-7	380.734	cry (al, bz) lf (AcOEt)	58.8(0.1)	442	0.7796 ⁶⁰	1.4345 ⁶⁵	i H ₂ O, EtOH; sl eth
5646	Heptadecanal	Margaric aldehyde	C ₁₇ H ₃₄ O	629-90-3	254.451	nd (peth), cry (al)	36(3)	204 ²⁶			vs bz, eth
5647	1-Heptadecanamine		C ₁₇ H ₃₇ N	4200-95-7	255.483		49(1)	336(2)	0.8510 ²⁰	1.4510 ²⁰	i H ₂ O; s EtOH, eth
5648	Heptadecane		C ₁₇ H ₃₆	629-78-7	240.468	hex lf	21.97(0.05)	303(2)	0.7780 ²⁰	1.4369 ²⁰	i H ₂ O; sl EtOH, ctc; s eth
5649	Heptadecanenitrile		C ₁₇ H ₃₃ N	5399-02-0	251.451	cry (al)	34.0(0.7)	349	0.8315 ²⁰	1.4467 ²⁰	i H ₂ O; sl EtOH, chl; vs eth
5650	Heptadecanoic acid	Margaric acid	C ₁₇ H ₃₄ O ₂	506-12-7	270.451	pl (peth)	61.08(0.04)	227 ¹⁰⁰	0.8532 ⁶⁰	1.4342 ⁶⁰	i H ₂ O; sl EtOH; s eth, ace, bz, chl
5651	1-Heptadecanol	Margaryl alcohol	C ₁₇ H ₃₆ O	1454-85-9	256.467	lf (al), cry (ace)	53(1)	324	0.8475 ²⁰		i H ₂ O; s EtOH, eth
5652	2-Heptadecanone	Pentadecyl methyl ketone	C ₁₇ H ₃₄ O	2922-51-2	254.451	pl (dil al)	48.2(0.3)	320(13)	0.8049 ⁴⁸		i H ₂ O; sl EtOH; s ace, peth; vs bz, eth
5653	9-Heptadecanone		C ₁₇ H ₃₄ O	540-08-9	254.451	pl (MeOH)	50.7(0.2)	251.5	0.8140 ⁴⁸		sl EtOH; s MeOH
5654	1-Heptadecene	Hexahydroaplotaxene	C ₁₇ H ₃₄	6765-39-5	238.452		10.7(0.6)	301(3)	0.7852 ²⁰	1.4432 ²⁰	i H ₂ O; vs eth; s bz; msc lig
5655	Heptadecylbenzene	1-Phenylheptadecane	C ₂₆ H ₄₀	14752-75-1	316.564		19.7(0.4)	402(13)	0.8546 ²⁰	1.4810 ²⁰	
5656	<i>trans,trans</i> -2,4-Heptadienal		C ₇ H ₁₀ O	4313-03-5	110.153			84.5	0.881 ²⁵	1.5315 ²⁰	
5657	1,6-Heptadiene		C ₇ H ₁₂	3070-53-9	96.170	liq		89(3)			
5658	1,6-Heptadiyne		C ₇ H ₈	2396-63-6	92.139	liq	-84.8(0.6)	111(1)	0.8164 ¹⁷	1.4511 ¹⁷	i H ₂ O; s bz, HOAc
5659	Heptafluorobutanoic acid		C ₄ HF ₇ O ₂	375-22-4	214.039	liq	-17.5	121.5(0.2)	1.651 ²⁰	1.295 ²⁵	s H ₂ O, eth, tol; i peth
5660	Heptafluorobutanoic anhydride		C ₈ F ₁₄ O ₃	336-59-4	410.062	liq	-43	106.5	1.665 ²⁰	1.285 ²⁰	
5661	2,2,3,3,4,4,4-Heptafluoro-1-butanol		C ₄ H ₃ F ₇ O	375-01-9	200.055			95(4)	1.600 ²⁰	1.294 ²⁰	s EtOH, ace
5662	Heptafluorobutanoyl chloride		C ₄ ClF ₇ O	375-16-6	232.484			39(10)	1.55 ²⁰	1.288 ²⁰	
5663	6,6,7,7,8,8,8-Heptafluoro-2,2-dimethyl-3,5-octanedione		C ₁₀ H ₁₁ F ₇ O ₂	17587-22-3	296.182		38	46 ⁵	1.273 ²⁵	1.3766 ²⁰	
5664	Heptafluoro-2-iodopropane	Perfluoroisopropyl iodide	C ₃ F ₇ I	677-69-0	295.925			38	1.3298 ²⁰		
5665	1,1,1,2,3,3,3-Heptafluoropropane	Refrigerant 227ea	C ₃ HF ₇	431-89-0	170.029	col gas	-126.8	-16.34			
5666	2,2,4,4,6,8,8-Heptamethylnonane		C ₁₆ H ₃₄	4390-04-9	226.441			246(1)			
5667	1,1,1,3,5,5,5-Heptamethyltrisiloxane		C ₇ H ₂₂ O ₂ Si ₃	1873-88-7	222.506			143(1)	0.8194 ²⁰	1.3818 ²⁰	
5668	Heptanal	Heptaldehyde	C ₇ H ₁₄ O	111-71-7	114.185	liq	-43.94(0.02)	153(3)	0.8132 ²⁵	1.4113 ²⁰	sl H ₂ O, ctc; msc EtOH, eth
5669	Heptanal oxime	Enanthaldoxime	C ₇ H ₁₃ NO	629-31-2	129.200	pl (al)	57.5	195	0.8583 ⁵⁵	1.4210 ²⁰	sl H ₂ O; s EtOH, eth
5670	2-Heptanamine	Tuaminoheptane	C ₇ H ₁₇ N	123-82-0	115.217			141(4)	0.7665 ¹⁹	1.4199 ¹⁹	sl H ₂ O, chl; s EtOH, eth, peth

5633
Hematein5634
Hematin5635
Hematoporphyrin5636
Hematoxylin5637
Hemin5638
Heneicosane5639
Hentriacontane5640
Heptachlor5641
Heptachlor epoxide5642
2,2',3,3',4,4',6-Heptachlorobiphenyl5643
1,1,1,2,3,3,3-Heptachloropropane5644
Heptacontane5645
Heptacosane5646
Heptadecanal5647
1-Heptadecanamine5648
Heptadecane5649
Heptadecanenitrile5650
Heptadecanoic acid5651
1-Heptadecanol5652
2-Heptadecanone5653
9-Heptadecanone5654
1-Heptadecene5655
Heptadecylbenzene5656
trans,trans-2,4-Heptadienal5657
1,6-Heptadiene5658
1,6-Heptadiyne5659
Heptafluorobutanoic acid5660
Heptafluorobutanoic anhydride5661
2,2,3,4,4,4,4-Heptafluoro-1-butanol5662
Heptafluorobutanoyl chloride5663
6,6,7,7,8,8,8-Heptafluoro-2,2-dimethyl-3,5-octanedione5664
Heptafluoro-2-iodopropane5665
1,1,1,2,3,3,3-Heptafluoropropane5666
2,2,4,4,6,8,8-Heptamethylnonane5667
1,1,1,3,5,5,5-Heptamethyltrisiloxane5668
Heptanal5669
Heptanal oxime5670
2-Heptanamine

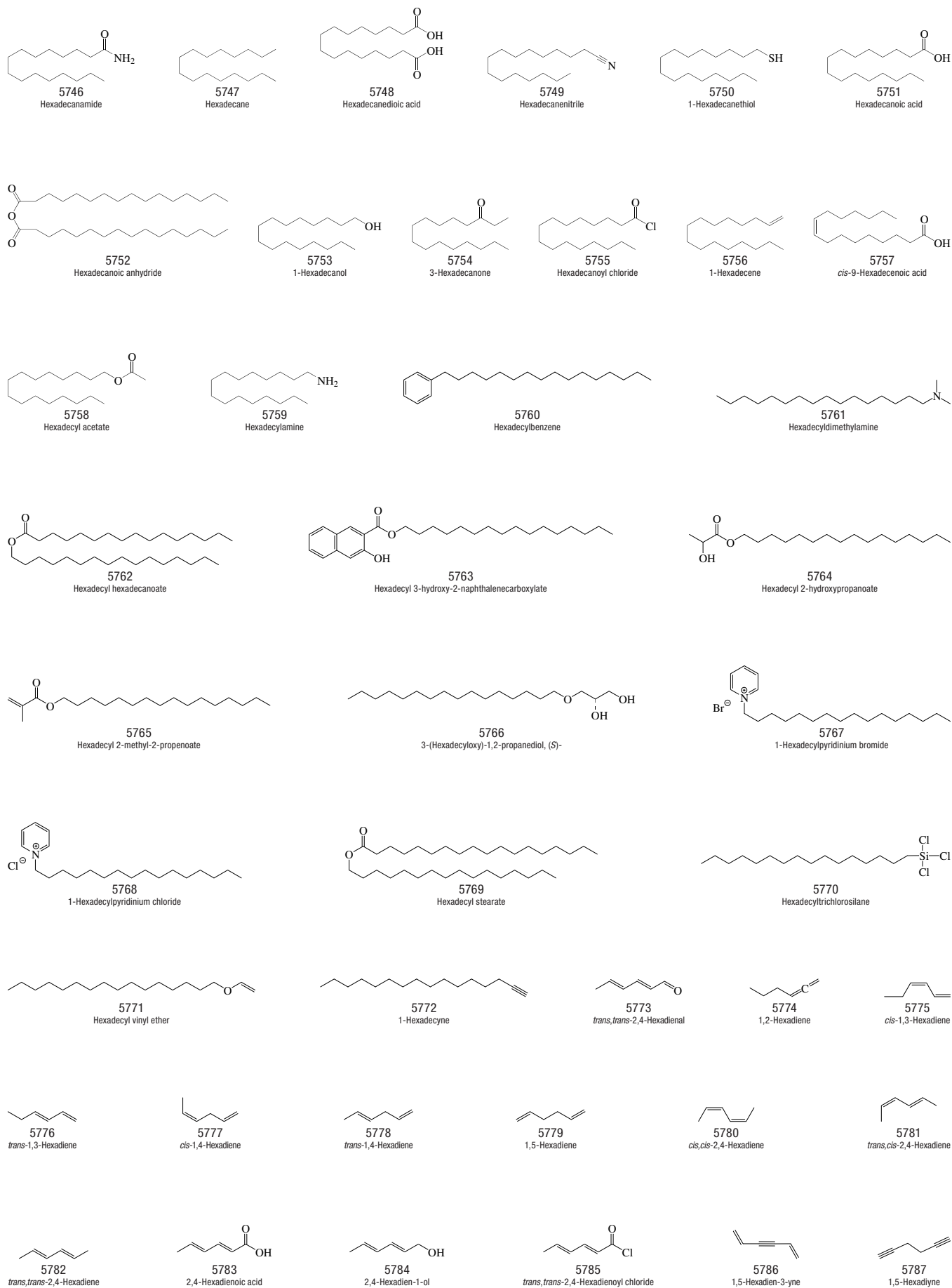
No.	Name	Synonym	Mol. Form.	CAS RN	Mol. Wt.	Physical Form	mp/°C	bp/°C	den g cm ⁻³	n _D	Solubility
5671	4-Heptanamine		C ₇ H ₁₇ N	16751-59-0	115.217			140(6)	0.767 ²⁰	1.4172 ²⁰	
5672	Heptane		C ₇ H ₁₆	142-82-5	100.202	liq	-90.549 (0.002)	98.38(0.07)	0.6795 ²⁵	1.3855 ²⁵	i H ₂ O; vs EtOH; msc eth, bz, chl; s ctc
5673	1,7-Heptanediamine		C ₇ H ₁₈ N ₂	646-19-5	130.231		25.3(0.4)	224			s EtOH, eth, ace
5674	Heptanedinitrile		C ₇ H ₁₀ N ₂	646-20-8	122.167		-31.4(0.4)	155 ¹⁴	0.949 ¹⁸	1.4472 ²⁰	i H ₂ O; msc EtOH, eth, chl
5675	Heptanedioic acid	Pimelic acid	C ₇ H ₁₂ O ₄	111-16-0	160.168	pr (w)	104.4(0.3)	342.0	1.329 ¹⁵		s H ₂ O, EtOH, eth; i bz
5676	1,7-Heptanediol		C ₇ H ₁₆ O ₂	629-30-1	132.201		21.9(0.2)	262	0.9569 ²⁵	1.4520 ²⁵	vs eth, EtOH
5677	2,3-Heptanedione	Acetyl valeryl	C ₇ H ₁₂ O ₂	96-04-8	128.169			144	0.919 ¹⁸	1.4150 ¹⁸	
5678	3,5-Heptanedione	Dipropionylmethane	C ₇ H ₁₂ O ₂	7424-54-6	128.169			170(8)	0.945 ²⁰		
5679	Heptanedioyl dichloride		C ₇ H ₁₀ Cl ₂ O ₂	142-79-0	197.059			137 ¹⁵			
5680	Heptanenitrile		C ₇ H ₁₃ N	629-08-3	111.185	liq	-63.8(0.4)	183(2)	0.8106 ²⁰	1.4104 ³⁰	i H ₂ O; s eth, ace, bz, HOAc
5681	1-Heptanethiol	Heptyl mercaptan	C ₇ H ₁₆ S	1639-09-4	132.267	liq	-43.22(0.02)	176.9(0.7)	0.8427 ²⁰	1.4521 ²⁰	i H ₂ O; msc EtOH, eth; s chl
5682	2,4,6-Heptanetrione		C ₇ H ₁₀ O ₃	626-53-9	142.152	lf	49	121 ¹⁰	1.0599 ⁴⁰	1.4930 ²⁰	vs H ₂ O, eth, EtOH
5683	Heptanoic acid	Enanthic acid	C ₇ H ₁₄ O ₂	111-14-8	130.185	liq	-7.17(0.05)	222(2)	0.9124 ²⁵	1.4170 ²⁰	sl H ₂ O, ctc; s EtOH, eth, ace
5684	Heptanoic anhydride		C ₁₄ H ₂₆ O ₃	626-27-7	242.354	liq	-12.4(0.5)	269.5	0.9321 ²⁰	1.4335 ¹⁵	i H ₂ O; s EtOH, eth
5685	1-Heptanol	Heptyl alcohol	C ₇ H ₁₆ O	111-70-6	116.201	liq	-33.2(0.1)	178(1)	0.8219 ²⁰	1.4249 ²⁰	sl H ₂ O, ctc; msc EtOH, eth
5686	2-Heptanol, (±)-		C ₇ H ₁₆ O	52390-72-4	116.201			159	0.8167 ²⁰	1.4210 ²⁰	sl H ₂ O, ctc; s EtOH, eth
5687	3-Heptanol, (S)-	Ethylbutylcarbinol	C ₇ H ₁₆ O	26549-25-7	116.201	liq	-70	163(2)	0.8227 ²⁰	1.4201 ²⁰	sl H ₂ O, ctc; s EtOH, eth
5688	4-Heptanol	Dipropylcarbinol	C ₇ H ₁₆ O	589-55-9	116.201	liq	-41.2	161(2)	0.8183 ²⁰	1.4205 ²⁰	sl H ₂ O; s EtOH, eth
5689	2-Heptanone	Methyl pentyl ketone	C ₇ H ₁₄ O	110-43-0	114.185	liq	-34.7(0.4)	151.0(0.3)	0.8111 ²⁰	1.4088 ²⁰	vs H ₂ O; s EtOH, eth
5690	3-Heptanone	Ethyl butyl ketone	C ₇ H ₁₄ O	106-35-4	114.185	liq	-37.2(0.4)	146(2)	0.8183 ²⁰	1.4057 ²⁰	sl H ₂ O, ctc; msc EtOH, eth
5691	4-Heptanone	Dipropyl ketone	C ₇ H ₁₄ O	123-19-3	114.185	liq	-32.1(0.8)	144(1)	0.8174 ²⁰	1.4069 ²⁰	i H ₂ O; msc EtOH, eth; s ctc
5692	Heptanoyl chloride		C ₇ H ₁₃ ClO	2528-61-2	148.630	liq	-83.8	125.2	0.9590 ²⁰	1.4345 ¹⁸	s eth; sl ctc; vs lig
5693	2-Heptenal	Butylacrolein	C ₇ H ₁₂ O	2463-63-0	112.169			166	0.864 ¹⁷	1.4468 ¹⁷	
5694	1-Heptene		C ₇ H ₁₄	592-76-7	98.186	liq	-118.83(0.06)	94(1)	0.6970 ²⁰	1.3998 ²⁰	i H ₂ O; s EtOH, eth; sl ctc
5695	cis-2-Heptene		C ₇ H ₁₄	6443-92-1	98.186			97(2)	0.708 ²⁰	1.406 ²⁰	i H ₂ O; s EtOH, eth, ace, bz, chl; sl ctc
5696	trans-2-Heptene		C ₇ H ₁₄	14686-13-6	98.186	liq	-109.47(0.09)	98(2)	0.7012 ²⁰	1.4045 ²⁰	i H ₂ O; s EtOH, eth, ace, bz, peth, chl
5697	cis-3-Heptene		C ₇ H ₁₄	7642-10-6	98.186	liq	-136.6	96(2)	0.7030 ²⁰	1.4059 ²⁰	i H ₂ O; s EtOH, eth, ace, bz, peth, chl
5698	trans-3-Heptene		C ₇ H ₁₄	14686-14-7	98.186	liq	-136.64(0.09)	96(2)	0.6981 ²⁰	1.4043 ²⁰	i H ₂ O; s EtOH, eth, ace, bz, chl; sl ctc
5699	6-Heptenoic acid		C ₇ H ₁₂ O ₂	1119-60-4	128.169	liq	-6.5	226	0.9515 ¹⁴	1.4404 ¹⁴	
5700	1-Hepten-4-ol		C ₇ H ₁₄ O	3521-91-3	114.185			152.1	0.8384 ²²	1.4347 ²⁰	
5701	trans-2-Hepten-1-ol		C ₇ H ₁₄ O	33467-76-4	114.185			178	0.8516 ²⁰	1.4460 ²⁰	s EtOH, ace
5702	Heptyl acetate		C ₉ H ₁₈ O ₂	112-06-1	158.238	liq	-50.3(0.6)	192.2(0.8)	0.8750 ¹⁵	1.4150 ²⁰	i H ₂ O; s EtOH, eth, ctc
5703	Heptylamine	1-Heptanamine	C ₇ H ₁₇ N	111-68-2	115.217	liq	-23.0(0.6)	153(2)	0.7754 ²⁰	1.4251 ²⁰	sl H ₂ O, chl; msc EtOH, eth
5704	Heptylbenzene		C ₁₃ H ₂₀	1078-71-3	176.298	liq	-48	242(4)	0.8567 ²⁰	1.4865 ²⁰	i H ₂ O; s bz, chl
5705	Heptyl butanoate		C ₁₁ H ₂₂ O ₂	5870-93-9	186.292	liq	-57.5(0.5)	225.2(0.4)	0.8637 ²⁰	1.4231 ²⁰	vs EtOH
5706	Heptylcyclohexane		C ₁₃ H ₂₆	5617-41-4	182.345	liq	-40.3(1)	244(2)	0.8109 ²⁰	1.4484 ²⁰	
5707	Heptylcyclopentane		C ₁₂ H ₂₄	5617-42-5	168.319	liq	-61.0(0.2)	224(6)	0.8010 ²⁰	1.4421 ²⁰	vs ace, bz, eth, EtOH
5708	5-Heptyldihydro-2(3H)-furanone	4-Hydroxyundecanoic acid lactone	C ₁₁ H ₂₀ O ₂	104-67-6	184.276			286	0.9494 ²⁰	1.4512 ²⁰	vs EtOH
5709	Heptyl formate		C ₈ H ₁₆ O ₂	112-23-2	144.212			184(6)	0.8784 ²⁰	1.4140 ²⁰	i H ₂ O; msc EtOH, eth




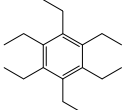
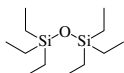
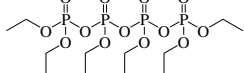
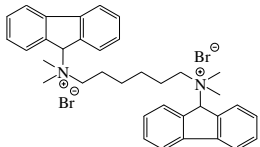
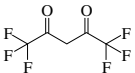
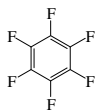
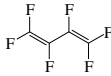
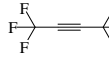







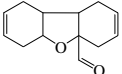
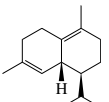
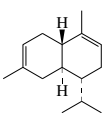
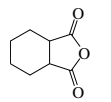


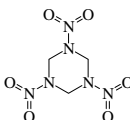
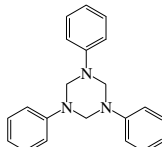
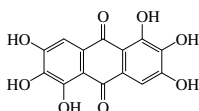







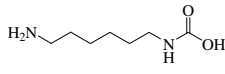
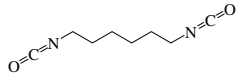

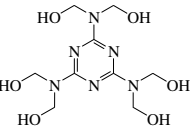


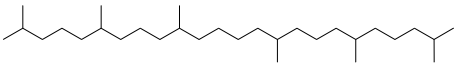
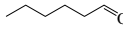
No.	Name	Synonym	Mol. Form.	CAS RN	Mol. Wt.	Physical Form	mp/°C	bp/°C	den g cm ⁻³	n _D	Solubility
5710	Heptyl pentanoate		C ₁₂ H ₂₄ O ₂	5451-80-9	200.318	liq	-46.4(0.5)	241(4)	0.8623 ²⁰	1.4254 ¹⁵	vs ace, eth, EtOH
5711	6-Heptyltetrahydro-2H-pyran-2-one	5-Dodecanolide	C ₁₂ H ₂₂ O ₂	713-95-1	198.302	liq	-12	101 ^{0.03}			
5712	1-Heptyne		C ₇ H ₁₂	628-71-7	96.170	liq	-80.9(0.2)	99.8(0.3)	0.7328 ²⁰	1.4087 ²⁰	sl H ₂ O; msc EtOH, eth; s bz, chl, peth
5713	2-Heptyne	1-Methyl-2-butylacetylene	C ₇ H ₁₂	1119-65-9	96.170			113.6(0.3)	0.744 ²⁵	1.4230 ²⁰	i H ₂ O; msc EtOH, eth; s bz, chl, peth
5714	3-Heptyne	1-Ethyl-2-propylacetylene	C ₇ H ₁₂	2586-89-2	96.170	liq	-130.5	109.2(0.4)	0.7336 ²⁵	1.4189 ²⁰	i H ₂ O; msc EtOH, eth; s bz, chl, peth
5715	Hesperetin		C ₁₆ H ₁₄ O ₆	520-33-2	302.278	pl (dil al + 1/2 w)	226(2)	205 sub			vs eth, EtOH
5716	Hesperidin		C ₂₈ H ₃₄ O ₁₅	520-26-3	610.561	wh nd (dil MeOH, HOAc)	262				vs py, EtOH, HOAc
5717	Hexabromobenzene		C ₆ Br ₆	87-82-1	551.488	mcl nd (bz)	327				i H ₂ O; sl EtOH, eth; s bz, chl
5718	2,2',4,4',5,5'-Hexabromobiphenyl		C ₁₂ H ₄ Br ₆	59080-40-9	627.584	cry (ctc)	160				
5719	1,2,5,6,9,10-Hexabromocyclododecane		C ₁₂ H ₁₈ Br ₆	3194-55-6	641.695	cry	167				
5720	Hexabromoethane		C ₂ Br ₆	594-73-0	503.445	orth pr (bz)		200 dec	3.823 ²⁰	1.863	sl EtOH, eth, CS ₂
5721	Hexabutyldistannoxane	Bis(tributyltin) oxide	C ₂₄ H ₅₄ OSn ₂	56-35-9	596.105	liq	-45	225 ¹⁰	1.17 ²⁰	1.4870	
5722	Hexacene		C ₂₆ H ₁₆	258-31-1	328.405	dk bl-grn cry (sub)	380	sub			i H ₂ O, EtOH
5723	Hexachloroacetone		C ₃ Cl ₆ O	116-16-5	264.749	liq	-1.0	203	1.7434 ¹²	1.5112 ²⁰	sl H ₂ O; s ace
5724	Hexachlorobenzene	Perchlorobenzene	C ₆ Cl ₆	118-74-1	284.782	nd (sub)	230(3)	325	2.044 ²³	1.5691 ²³	i H ₂ O; sl EtOH; s eth, chl; vs bz
5725	2,2',3,3',4,4'-Hexachlorobiphenyl		C ₁₂ H ₄ Cl ₆	38380-07-3	360.878	cry	151.7(0.5)				i H ₂ O
5726	2,2',4,4',6,6'-Hexachlorobiphenyl		C ₁₂ H ₄ Cl ₆	33979-03-2	360.878	cry	113.7(0.5)				i H ₂ O
5727	2,2',3,3',6,6'-Hexachlorobiphenyl		C ₁₂ H ₄ Cl ₆	38411-22-2	360.878	cry (hx)	112.0(0.5)				i H ₂ O
5728	2,2',4,4',5,5'-Hexachlorobiphenyl		C ₁₂ H ₄ Cl ₆	35065-27-1	360.878	cry	103.5				
5729	Hexachloro-1,3-butadiene		C ₄ Cl ₆	87-68-3	260.761	liq	-21	216(2)	1.556 ²⁵	1.5542 ²⁰	i H ₂ O; s EtOH, eth
5730	1,2,3,4,5,6-Hexachlorocyclohexane, (1a,2a,3β,4a,5a,6β)	Lindane	C ₆ H ₆ Cl ₆	58-89-9	290.830	nd (al)	115(2)	311(12)			vs ace, bz
5731	1,2,3,4,5,6-Hexachlorocyclohexane, (1a,2a,3β,4a,5β,6β)	α-Hexachlorocyclohexane	C ₆ H ₆ Cl ₆	319-84-6	290.830	cry	157.4(0.7)				
5732	1,2,3,4,5,6-Hexachlorocyclohexane, (1a,2β,3a,4β,5a,6β)	β-Hexachlorocyclohexane	C ₆ H ₆ Cl ₆	319-85-7	290.830	cry (bz, al, xyl)		60 ^{0.50}	1.89 ¹⁹		i H ₂ O; sl EtOH, bz, chl, HOAc
5733	1,2,3,4,5,6-Hexachlorocyclohexane, (1a,2a,3a,4β,5a,6β)	δ-Lindane	C ₆ H ₆ Cl ₆	319-86-8	290.830	pl	137.0(0.2)	60 ^{0.36}			
5734	Hexachloro-1,3-cyclopentadiene	Perchlorocyclopentadiene	C ₅ Cl ₆	77-47-4	272.772	ye gm liq	-9	239	1.7019 ²⁵	1.5658 ²⁰	
5735	1,2,3,6,7,8-Hexachlorodibenzo-p-dioxin		C ₁₂ H ₂ Cl ₆ O ₂	57653-85-7	390.861	cry	285				
5736	1,2,3,7,8,9-Hexachlorodibenzo-p-dioxin		C ₁₂ H ₂ Cl ₆ O ₂	19408-74-3	390.861	cry	243				
5737	Hexachloroethane	Perchloroethane	C ₂ Cl ₆	67-72-1	236.739	orth (al-eth)	186.8(0.2)	184.7 sp	2.091 ²⁰		i H ₂ O; vs EtOH, eth; s bz; sl liq HF
5738	Hexachlorophene		C ₁₃ H ₆ Cl ₆ O ₂	70-30-4	406.904	nd (bz)	165.0(0.3)				i H ₂ O; s EtOH, eth, ace, chl, dil alk
5739	Hexachloropropene		C ₃ Cl ₆	1888-71-7	248.750	liq	-72.9	214.2(0.8)	1.7632 ²⁰	1.5091 ²⁰	i H ₂ O; s ctc, chl
5740	Hexacontane		C ₆₀ H ₁₂₂	7667-80-3	843.611		100(2)				
5741	Hexacosane		C ₂₆ H ₅₄	630-01-3	366.707	mcl, tcl or orth (bz) cry (eth)	56.09(0.04)	415(11)	0.7783 ⁶⁰	1.4357 ⁶⁰	vs bz, lig, chl
5742	Hexacosanoic acid	Cerotic acid	C ₂₆ H ₅₂ O ₂	506-46-7	396.690		87.7(0.5)		0.8198 ¹⁰⁰	1.4301 ¹⁰⁰	i H ₂ O; vs EtOH, eth
5743	1-Hexacosanol		C ₂₆ H ₅₄ O	506-52-5	382.706	orth pl (dil al)	80(1)	305 ²⁰ dec			i H ₂ O; s EtOH, eth
5744	Hexadecamethylheptasiloxane		C ₁₆ H ₄₈ O ₆ Si ₇	541-01-5	533.147	liq	-78	286.8(0.2)	0.9012 ²⁰	1.3965 ²⁰	vs bz, lig
5745	Hexadecanal		C ₁₆ H ₃₂ O	629-80-1	240.424	pl (eth), nd (peth)	36(5)	200 ²⁹			i H ₂ O; s EtOH, eth, ace, bz



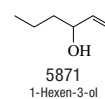
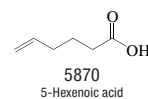
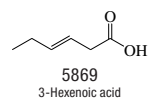
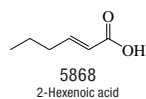
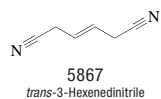
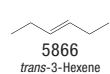
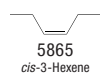
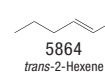
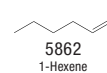
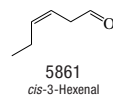
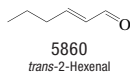
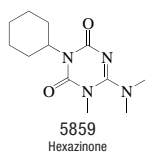
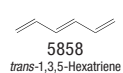
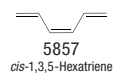
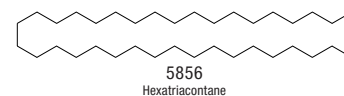
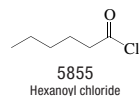
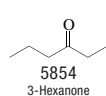
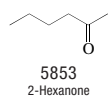
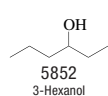
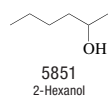
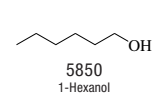
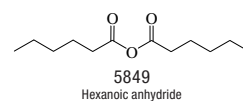
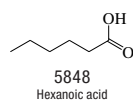
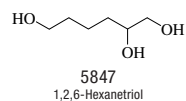
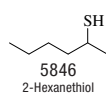
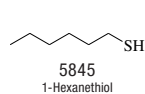
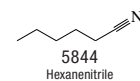
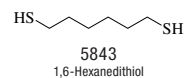
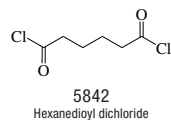
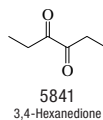
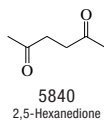
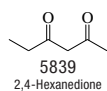
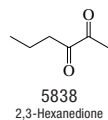
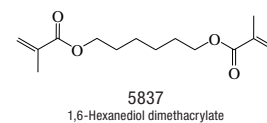
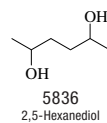
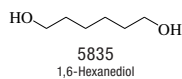
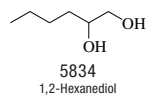
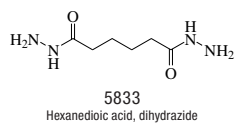
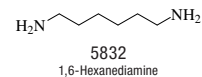
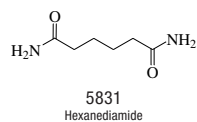
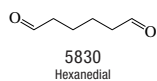
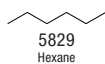
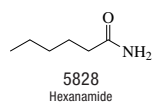
No.	Name	Synonym	Mol. Form.	CAS RN	Mol. Wt.	Physical Form	mp/°C	bp/°C	den g cm ⁻³	n _D	Solubility
5746	Hexadecanamide		C ₁₆ H ₃₃ NO	629-54-9	255.439	lf	105(3)	236 ¹²	1.0000 ²⁰		i H ₂ O; sl EtOH, bz, ace, eth
5747	Hexadecane	Cetane	C ₁₆ H ₃₄	544-76-3	226.441	lf (HOAc)	18.18(0.02)	286.9(0.7)	0.7701 ²⁵	1.4329 ²⁵	i H ₂ O; sl EtOH; msc eth; s ctc
5748	Hexadecanedioic acid		C ₁₆ H ₃₀ O ₄	505-54-4	286.407	pl (al)	122(1)				vs ace, EtOH
5749	Hexadecanenitrile		C ₁₆ H ₃₁ N	629-79-8	237.424	hex	31.4(0.4)	333	0.8303 ²⁰	1.4450 ²⁰	i H ₂ O; vs EtOH, eth, ace, bz, chl
5750	1-Hexadecanethiol	Cetyl mercaptan	C ₁₆ H ₃₄ S	2917-26-2	258.506	cry (lig)	19	125 ^{0.5}			i H ₂ O; sl EtOH, ctc; s eth
5751	Hexadecanoic acid	Palmitic acid	C ₁₆ H ₃₂ O ₂	57-10-3	256.424	nd (al)	62.49(0.02)	351(6)	0.8527 ⁶²	1.43345 ⁶⁰	i H ₂ O; s EtOH, ace, bz; msc eth; vs chl
5752	Hexadecanoic anhydride		C ₃₂ H ₆₂ O ₃	623-65-4	494.832	lf (peth)	64		0.8388 ⁸³	1.4364 ⁸⁸	vs eth
5753	1-Hexadecanol	Cetyl alcohol	C ₁₆ H ₃₄ O	36653-82-4	242.440	fl (AcOEt)	49.30(0.01)	325(2)	0.8187 ⁵⁰	1.4283 ⁷⁹	i H ₂ O; sl EtOH; vs eth, bz, chl; s ace
5754	3-Hexadecanone		C ₁₆ H ₃₂ O	18787-64-9	240.424	lf (peth)	43	184 ¹⁷			s chl
5755	Hexadecanoyl chloride		C ₁₆ H ₃₁ ClO	112-67-4	274.869		12	199 ²⁰	0.9016 ²⁵	1.4514 ²⁰	vs eth
5756	1-Hexadecene	1-Cetene	C ₁₆ H ₃₂	629-73-2	224.425	lf	4.2(0.1)	285(1)	0.7811 ²⁰	1.4412 ²⁰	i H ₂ O; s EtOH, eth, ctc, peth
5757	cis-9-Hexadecenoic acid	Palmitoleic acid	C ₁₆ H ₃₀ O ₂	373-49-9	254.408		2(2)	182 ¹			
5758	Hexadecyl acetate		C ₁₈ H ₃₆ O ₂	629-70-9	284.478		-18.5	222 ²⁰⁵	0.8574 ²⁵	1.4438 ²⁰	i H ₂ O; sl EtOH; s ctc
5759	Hexadecylamine	1-Hexadecanamine	C ₁₆ H ₃₅ N	143-27-1	241.456	lf	46(2)	321(3)	0.8129 ²⁰	1.4496 ²⁰	i H ₂ O; vs EtOH, eth, bz; s ace
5760	Hexadecylbenzene		C ₂₂ H ₃₈	1459-09-2	302.537		26.4(0.4)	385	0.8547 ²⁰	1.4813 ²⁰	i H ₂ O; sl EtOH; vs eth, bz, CS ₂
5761	Hexadecyldimethylamine	N,N-Dimethyl-1-hexadecanamine	C ₁₈ H ₃₉ N	112-69-6	269.510			330.0			
5762	Hexadecyl hexadecanoate	Cetyl palmitate	C ₃₂ H ₆₄ O ₂	540-10-3	480.849	mcl lf	43.9(0.2)		0.989 ²⁰	1.4398 ⁷⁰	vs eth, EtOH
5763	Hexadecyl 3-hydroxy-2-naphthalenecarboxylate	Hexadecyl 3-hydroxy-2-naphthoate	C ₂₇ H ₄₀ O ₃	531-84-0	412.605	grn-wh fl	72.5				vs bz, HOAc
5764	Hexadecyl 2-hydroxypropanoate	Cetyl lactate	C ₁₈ H ₃₆ O ₃	35274-05-6	314.503	wax	41(1)	219 ¹⁰		1.4410 ⁴⁰	
5765	Hexadecyl 2-methyl-2-propanoate		C ₂₀ H ₃₈ O ₂	2495-27-4	310.515		24	183 ²	0.87 ²⁰		
5766	3-(Hexadecyloxy)-1,2-propanediol, (S)-	Chimyl alcohol	C ₁₉ H ₄₀ O ₃	506-03-6	316.519	lf (hx)	64	120 ^{0.005}			vs ace, peth, chl
5767	1-Hexadecylpyridinium bromide		C ₂₁ H ₃₈ BrN	140-72-7	384.438		61				
5768	1-Hexadecylpyridinium chloride	Cetylpyridinium chloride	C ₂₁ H ₃₈ ClN	123-03-5	339.987	wh pow	81(3)				vs H ₂ O, chl
5769	Hexadecyl stearate	Cetyl stearate	C ₃₄ H ₆₈ O ₂	1190-63-2	508.903	lf or pl (eth, HOAc)	56.8(0.5)			1.4410 ⁷⁰	vs ace, eth, chl
5770	Hexadecyltrichlorosilane		C ₁₆ H ₃₃ Cl ₃ Si	5894-60-0	359.878			269			
5771	Hexadecyl vinyl ether	1-(Ethenyloxy)hexadecane	C ₁₈ H ₃₆ O	822-28-6	268.478		16	160 ²	0.821 ²⁷	1.4444 ²⁵	
5772	1-Hexadecyne		C ₁₆ H ₃₀	629-74-3	222.409		15(2)	284	0.7965 ²⁰	1.4440 ²⁰	vs bz
5773	trans,trans-2,4-Hexadienal	Sorbinaldehyde	C ₆ H ₈ O	142-83-6	96.127	liq	-16.5	174	0.898 ²⁰	1.5384 ²⁰	
5774	1,2-Hexadiene	Propylallene	C ₆ H ₁₀	592-44-9	82.143			76(3)	0.7149 ²⁰	1.4282 ²⁰	vs eth, chl
5775	cis-1,3-Hexadiene		C ₆ H ₁₀	14596-92-0	82.143			73(3)	0.7033 ²⁵	1.4379 ²⁰	
5776	trans-1,3-Hexadiene		C ₆ H ₁₀	20237-34-7	82.143	liq	-102.4(0.6)	71.5(0.8)	0.6995 ²⁵	1.4406 ²⁰	
5777	cis-1,4-Hexadiene		C ₆ H ₁₀	7318-67-4	82.143			70(13)	0.695 ²⁵	1.4049 ²⁰	vs eth
5778	trans-1,4-Hexadiene		C ₆ H ₁₀	7319-00-8	82.143	liq	-138.7	65.0(0.5)	0.695 ²⁵	1.4104 ²⁰	
5779	1,5-Hexadiene	Biallyl	C ₆ H ₁₀	592-42-7	82.143	liq	-140.7(0.1)	59.2(0.4)	0.6878 ²⁵	1.4042 ²⁰	i H ₂ O; s EtOH, eth, bz, chl; sl ctc
5780	cis,cis-2,4-Hexadiene		C ₆ H ₁₀	6108-61-8	82.143	liq		85(3)	0.7298 ²⁵	1.4606 ²⁰	i H ₂ O; s EtOH, eth, chl
5781	trans,cis-2,4-Hexadiene		C ₆ H ₁₀	5194-50-3	82.143	liq	-96.1(0.4)	83(3)	0.7185 ²⁵	1.4560 ²⁰	i H ₂ O; s EtOH, eth, chl
5782	trans,trans-2,4-Hexadiene		C ₆ H ₁₀	5194-51-4	82.143	liq	-44.9(0.4)	82.4(0.7)	0.7101 ²⁵	1.4510 ²⁰	i H ₂ O; s EtOH, eth, chl
5783	2,4-Hexadienoic acid	Sorbic acid	C ₆ H ₈ O ₂	110-44-1	112.127	nd (dil al) nd (w)	134.5	228 dec	1.204 ¹⁹		s H ₂ O, EtOH, chl; vs eth
5784	2,4-Hexadien-1-ol	Sorbic alcohol	C ₆ H ₁₀ O	111-28-4	98.142	nd	29(2)	76 ¹²	0.8967 ²³	1.4981 ²⁰	i H ₂ O; s EtOH, eth
5785	trans,trans-2,4-Hexadienoyl chloride		C ₆ H ₇ ClO	2614-88-2	130.572			82 ²²	1.0666 ¹⁹	1.5545 ²⁰	vs ace
5786	1,5-Hexadien-3-yne	Divinylacetylene	C ₆ H ₆	821-08-9	78.112	liq	-88	85(3)	0.7851 ²⁰	1.5035 ²⁰	i H ₂ O; s bz
5787	1,5-Hexadiyne	Bipropargyl	C ₆ H ₆	628-16-0	78.112	liq	-5.5(0.2)	88(3)	0.8049 ²⁰	1.4380 ²³	i H ₂ O; s EtOH, eth, ace, bz



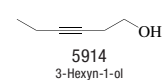
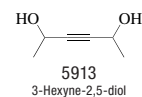
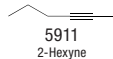
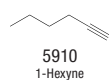
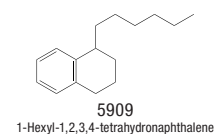
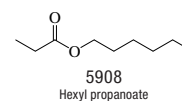
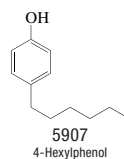
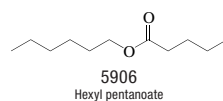
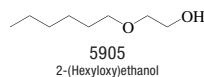
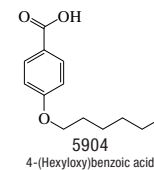
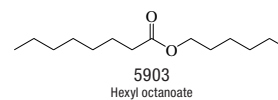
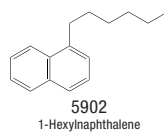
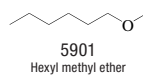
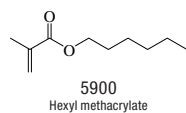
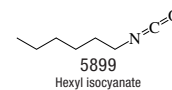
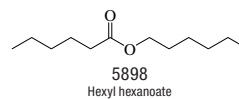
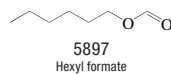
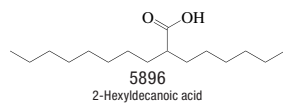
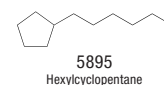
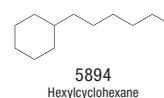
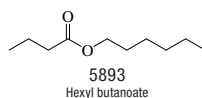
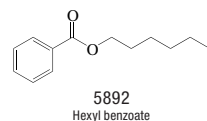
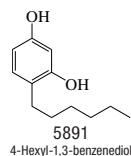
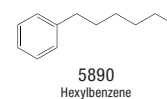
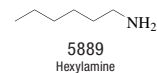
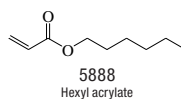
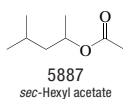
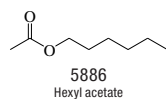
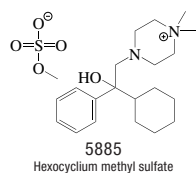
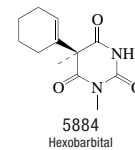
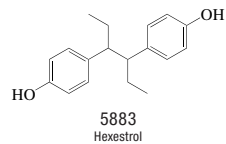
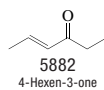
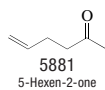
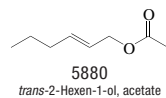
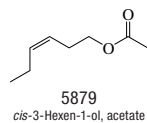
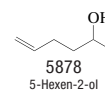
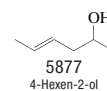
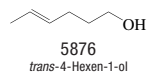
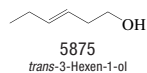
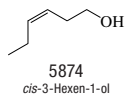
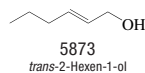
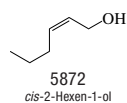
No.	Name	Synonym	Mol. Form.	CAS RN	Mol. Wt.	Physical Form	mp/°C	bp/°C	den g cm ⁻³	n _D	Solubility
5788	2,4-Hexadiyne	Dimethyldiacetylene	C ₆ H ₆	2809-69-0	78.112	pr (sub)	64.67(0.01)	129.5(0.2)			vs EtOH, eth
5789	Hexaethylbenzene		C ₁₈ H ₃₀	604-88-6	246.431	mcl pr (al or bz)	129(1)	298(3)	0.8305 ¹³⁰	1.4736 ¹³⁰	i H ₂ O; s EtOH, sulf; vs eth, bz
5790	Hexaethyldisiloxane		C ₁₂ H ₃₀ OSi ₂	994-49-0	246.536			252(7)	0.8457 ²⁰	1.4340 ²⁰	
5791	Hexaethyl tetraphosphate	Ethyl tetraphosphate	C ₁₂ H ₂₆ O ₁₅ P ₄	757-58-4	506.253	hyg	-40	150 dec	1.2917 ²⁷	1.4273 ²⁷	vs ace, bz, EtOH
5792	Hexafluoronium bromide		C ₃₆ H ₄₂ Br ₂ N ₂	317-52-2	662.539	cry (PrOH)	188				
5793	Hexafluoroacetylacetone		C ₆ H ₂ F ₆ O ₂	1522-22-1	208.059			69(2)	1.485 ²⁰	1.3333 ²⁰	
5794	Hexafluorobenzene	Perfluorobenzene	C ₆ F ₆	392-56-3	186.054	liq	5.10(0.01)	80.2(0.2)	1.6175 ²⁰	1.3777 ²⁰	
5795	1,1,2,3,4,4-Hexafluoro-1,3-butadiene		C ₄ F ₆	685-63-2	162.033	col gas	-132	5.4(0.2)	1.473 ⁵	1.378 ⁻²⁰	
5796	1,1,1,4,4,4-Hexafluoro-2-butyne		C ₄ F ₆	692-50-2	162.033	col gas	-117.4	-24.6			s EtOH, eth, ace, ctc, HOAc
5797	Hexafluorocyclobutene		C ₄ F ₆	697-11-0	162.033	col gas	-60	2(5)	1.602 ²⁰	1.298 ⁻²⁰	
5798	Hexafluoroethane	Perfluoroethane	C ₂ F ₆	76-16-4	138.011	col gas	-100.015 (0.005)	-78.1(0.1)	1.590 ⁻⁷⁸		i H ₂ O; sl EtOH, eth
5799	1,1,1,2,3,3-Hexafluoropropane	Refrigerant 236ea	C ₃ H ₂ F ₆	431-63-0	152.038	col gas		6.2	1.5026 ⁰		
5800	1,1,1,3,3,3-Hexafluoropropane	Refrigerant 236fa	C ₃ H ₂ F ₆	690-39-1	152.038	col gas	-93.6	-1.4(0.2)	1.4343 ⁰		
5801	1,1,1,3,3,3-Hexafluoro-2-propanol		C ₃ H ₂ F ₆ O	920-66-1	168.037	liq	-2.0	59(3)	1.4600 ²¹		
5802	Hexahydro-1 <i>H</i> -azepine	Hexamethylenimine	C ₆ H ₁₁ N	111-49-9	99.174			136(2)	0.8643 ²²	1.4631 ²⁰	s H ₂ O; vs EtOH, eth
5803	Hexahydro-1 <i>H</i> -1,4-diazepine		C ₆ H ₁₁ N ₂	505-66-8	100.162	hyg	40.5	169			
5804	1,5a,6,9,9a,9b-Hexahydro-4a(4 <i>H</i>)-dibenzofurancarboxaldehyde		C ₁₃ H ₁₆ O ₂	126-15-8	204.265	liq	-80	307	1.10 ²⁰	1.5254 ²⁰	i H ₂ O
5805	<i>cis</i> -1,2,3,5,6,8a-Hexahydro-4,7-dimethyl-1-isopropyl-naphthalene, (1 <i>S</i>)-		C ₁₅ H ₂₄	483-76-1	204.352			125 ¹²	0.9160 ¹⁵	1.5089 ¹⁵	
5806	1,2,4a,5,8,8a-Hexahydro-4,7-dimethyl-1-isopropyl-naphthalene, [1 <i>S</i> -(1a,4aβ,8aa)]		C ₁₅ H ₂₄	523-47-7	204.352			274	0.9230 ²⁰	1.5059 ²⁰	vs eth, lig
5807	Hexahydro-1,3-isobenzofuran-dione	Hexahydrophthalic anhydride	C ₈ H ₁₀ O ₃	85-42-7	154.163		32	145 ¹⁸			
5808	Hexahydro-1-methyl-1 <i>H</i> -1,4-diazepine		C ₆ H ₁₄ N ₂	4318-37-0	114.188			154	0.9111 ²⁰	1.4769 ²⁰	
5809	2,3,4,6,7,8-Hexahydro-pyrrolo[1,2- <i>a</i>]pyrimidine		C ₇ H ₁₂ N ₂	3001-72-7	124.183			96 ⁷	1.005 ²⁵	1.5190 ²⁰	
5810	Hexahydro-1,3,5-trinitro-1,3,5-triazine	Cyclonite	C ₃ H ₃ N ₆ O ₆	121-82-4	222.116	orth cry (ace)	203.4(0.9)		1.82 ²⁰		i H ₂ O, EtOH, bz; sl eth, MeOH; s ace, HOAc
5811	Hexahydro-1,3,5-triphenyl-1,3,5-triazine		C ₂₁ H ₂₁ N ₃	91-78-1	315.412		144	185			i H ₂ O; sl EtOH; s eth, ace, bz, tol
5812	1,2,3,5,6,7-Hexahydroxy-9,10-anthracenedione	Rufigallol	C ₁₄ H ₈ O ₈	82-12-2	304.209	red rhom, red-ye nd (sub)		sub			i H ₂ O; sl EtOH, eth; s ace, alk
5813	Hexamethylbenzene	Mellitene	C ₁₂ H ₁₈	87-85-4	162.271	orth pr or nd (al)	165.6(0.7)	268(3)	1.0630 ²⁵		i H ₂ O; s EtOH, eth, ace, bz, HOAc, chl
5814	2,2,4,4,6,6-Hexamethylcyclotrisilazane		C ₆ H ₂₁ N ₃ Si ₃	1009-93-4	219.508	liq	-18.7(0.2)	187(1)	0.9196 ²⁰	1.448 ²⁰	
5815	Hexamethylcyclotrisiloxane	Dimethylsiloxane cyclic trimer	C ₆ H ₁₈ O ₃ Si ₃	541-05-9	222.462		63.7(0.4)	135.1(0.4)	1.1200 ²⁰		i H ₂ O
5816	Hexamethyldisilane		C ₆ H ₁₈ Si ₂	1450-14-2	146.378		14.4(0.6)	112.65(0.07)	0.7247 ²²	1.4229 ²⁰	i H ₂ O; s eth, ace, bz; dec alk
5817	Hexamethyldisilathiane		C ₆ H ₁₈ SSi ₂	3385-94-2	178.443			162.5	0.851 ²⁰		
5818	Hexamethyldisilazane		C ₆ H ₁₈ NSi ₂	999-97-3	161.393			125(1)	0.7741 ²⁵	1.4090 ²⁰	
5819	Hexamethyldisiloxane		C ₆ H ₁₈ OSi ₂	107-46-0	162.377	liq	-68.2(0.1)	100.5(0.3)	0.7638 ²⁰	1.3774 ²⁰	i H ₂ O
5820	Hexamethylenediamine carbamate	(6-Aminohexyl)carbamic acid carbamate	C ₇ H ₁₆ N ₂ O ₂	143-06-6	160.214	cry	150				
5821	Hexamethylene diisocyanate		C ₈ H ₁₂ N ₂ O ₂	822-06-0	168.193			122 ¹⁰	1.0528 ²⁰	1.4585 ²⁰	
5822	Hexamethylenetetramine	Methenamine	C ₆ H ₁₂ N ₄	100-97-0	140.186	orth (al)	>250	sub	1.331 ⁻⁵		vs H ₂ O; s EtOH, ace, chl; sl eth, bz
5823	Hexamethylolmelamine		C ₉ H ₁₈ N ₆ O ₆	531-18-0	306.275		137				vs H ₂ O
5824	Hexamethylphosphoric triamide	Tris(dimethylamino)phosphine oxide	C ₆ H ₁₈ N ₃ OP	680-31-9	179.200	col liq	7.2	235(13)	1.03 ²⁰	1.4579 ²⁰	s EtOH, eth
5825	Hexamethylphosphorous triamide	Tris(dimethylamino)phosphine	C ₆ H ₁₈ N ₃ P	1608-26-0	163.201						s chl
5826	2,6,10,15,19,23-Hexamethyl-tetracosane	Squalane	C ₃₀ H ₆₂	111-01-3	422.813	liq	-38	420(6)	0.8115 ¹⁵	1.4530 ¹⁵	i H ₂ O; sl EtOH, ace; s eth, chl; msc bz
5827	Hexanal	Caproaldehyde	C ₆ H ₁₂ O	66-25-1	100.158	liq	-58.2(0.2)	129.6(0.4)	0.8335 ²⁰	1.4039 ²⁰	sl H ₂ O; vs EtOH, eth; s ace, bz

						
5788 2,4-Hexadiyne	5789 Hexaethylbenzene	5790 Hexaethyldisiloxane	5791 Hexaethyl tetraphosphate	5792 Hexafluoronium bromide	5793 Hexafluoroacetylacetone	5794 Hexafluorobenzene
						
5795 1,1,2,3,4,4-Hexafluoro-1,3-butadiene	5796 1,1,1,4,4,4-Hexafluoro-2-butyne	5797 Hexafluorocyclobutene	5798 Hexafluoroethane	5799 1,1,1,2,3,3-Hexafluoropropane	5800 1,1,1,3,3,3-Hexafluoropropane	5801 1,1,1,3,3,3-Hexafluoro-2-propanol
						
5802 Hexahydro-1H-azepine	5803 Hexahydro-1H-1,4-diazepine	5804 1,5a,6,9,9a,9b-Hexahydro-4a(4H)-dibenzofurancarboxaldehyde	5805 cis-1,2,3,5,6,8a-Hexahydro-4,7-dimethyl-1-isopropynaphthalene, (1S)-			
						
5806 1,2,4a,5,8,8a-Hexahydro-4,7-dimethyl-1-isopropynaphthalene, [1S-(1a,4a,8a)]	5807 Hexahydro-1,3-isobenzofurandione	5808 Hexahydro-1-methyl-1H-1,4-diazepine	5809 2,3,4,6,7,8-Hexahydropyrrolo[1,2-a]pyrimidine			
						
5810 Hexahydro-1,3,5-trinitro-1,3,5-triazine	5811 Hexahydro-1,3,5-triphenyl-1,3,5-triazine	5812 1,2,3,5,6,7-Hexahydroxy-9,10-anthracenedione	5813 Hexamethylbenzene	5814 2,2,4,4,6,6-Hexamethylcyclotrisilazane	5815 Hexamethylcyclotrisiloxane	
						
5816 Hexamethyldisilane	5817 Hexamethyldisilathiane	5818 Hexamethyldisilazane	5819 Hexamethyldisiloxane	5820 Hexamethylenediamine carbamate	5821 Hexamethylene diisocyanate	
						
5822 Hexamethylenetetramine	5823 Hexamethylolmelamine	5824 Hexamethylphosphoric triamide	5825 Hexamethylphosphorous triamide	5826 2,6,10,15,19,23-Hexamethyltetracosane	5827 Hexanal	

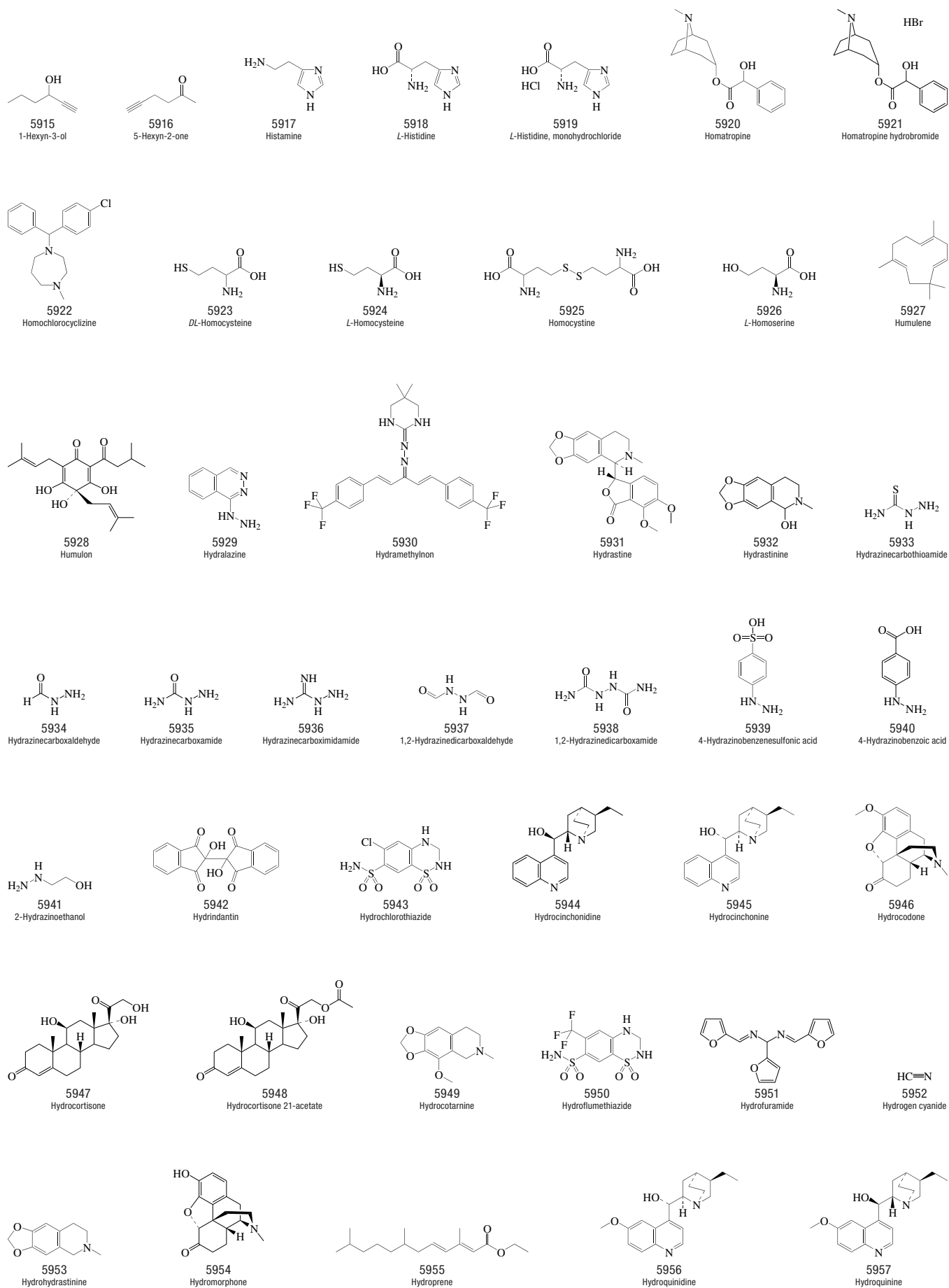
No.	Name	Synonym	Mol. Form.	CAS RN	Mol. Wt.	Physical Form	mp/°C	bp/°C	den g cm ⁻³	n _D	Solubility
5828	Hexanamide		C ₆ H ₁₃ NO	628-02-4	115.173	cry (ace)	101(1)	258(6)	0.999 ²⁰	1.4200 ¹¹⁰	vs bz, eth, EtOH, chl
5829	Hexane		C ₆ H ₁₄	110-54-3	86.175	liq	-95.27(0.02)	68.72(0.06)	0.6606 ²⁵	1.3727 ²⁵	i H ₂ O; vs EtOH; s eth, chl
5830	Hexanedial		C ₆ H ₁₀ O ₂	1072-21-5	114.142		-8	93 ⁹	1.003 ¹⁹	1.4350 ²⁰	vs bz, eth, EtOH
5831	Hexanediamide		C ₆ H ₁₂ N ₂ O ₂	628-94-4	144.171	pl	225.9(0.4)				vs EtOH
5832	1,6-Hexanediamine	Hexamethylenediamine	C ₆ H ₁₆ N ₂	124-09-4	116.204	orth bipym pl	38.8(0.6)	197(2)			vs H ₂ O; s EtOH, bz
5833	Hexanedioic acid, dihydrazide		C ₆ H ₁₂ N ₄ O ₂	1071-93-8	174.201		181.8				
5834	1,2-Hexanediol		C ₆ H ₁₄ O ₂	6920-22-5	118.174		45	234(8)		1.4431 ²⁰	
5835	1,6-Hexanediol	Hexamethylene glycol	C ₆ H ₁₄ O ₂	629-11-8	118.174		41.5(0.5)	208	1.079 ²⁵	1.4579 ²⁵	s H ₂ O, EtOH, ace; sl eth; i bz
5836	2,5-Hexanediol	Diisopropanol	C ₆ H ₁₄ O ₂	2935-44-6	118.174	cry (eth)	43	229(7)	0.9610 ²⁰	1.4475 ²⁰	s H ₂ O, EtOH, eth; sl ctc
5837	1,6-Hexanediol dimethacrylate	Hexamethylene methacrylate	C ₁₄ H ₂₂ O ₄	6606-59-3	254.323				0.998 ²⁵		
5838	2,3-Hexanedione	Acetylbutyryl	C ₆ H ₁₀ O ₂	3848-24-6	114.142			128	0.934 ¹⁹		
5839	2,4-Hexanedione	Propionylacetone	C ₆ H ₁₀ O ₂	3002-24-2	114.142	oil		160	0.959 ²⁰	1.4516 ²⁰	
5840	2,5-Hexanedione	Acetonylacetone	C ₆ H ₁₀ O ₂	110-13-4	114.142	liq	-5.5	194	0.7370 ²⁰	1.4232 ²⁰	vs H ₂ O, bz, eth, EtOH
5841	3,4-Hexanedione	Bipropionyl	C ₆ H ₁₀ O ₂	4437-51-8	114.142	liq	-10	130	0.941 ²¹	1.4130 ²¹	
5842	Hexanedioyl dichloride		C ₆ H ₈ Cl ₂ O ₂	111-50-2	183.033			126 ¹²			sl chl
5843	1,6-Hexanedithiol		C ₆ H ₁₄ S ₂	1191-43-1	150.305	liq	-21	237	0.9886 ²⁵	1.5110 ²⁰	
5844	Hexanenitrile	Capronitrile	C ₆ H ₁₁ N	628-73-9	97.158	liq	-80.3	163.5(0.3)	0.8051 ²⁰	1.4068 ²⁰	i H ₂ O; s EtOH, eth; sl chl
5845	1-Hexanethiol	Hexyl mercaptan	C ₆ H ₁₄ S	111-31-9	118.240	liq	-80.52(0.02)	152.7(0.6)	0.8424 ²⁰	1.4496 ²⁰	i H ₂ O; vs EtOH, eth
5846	2-Hexanethiol		C ₆ H ₁₄ S	1679-06-7	118.240	liq	-147.0(0.4)	139(1)	0.8345 ²⁰	1.4451 ²⁰	i H ₂ O; s EtOH, eth, bz
5847	1,2,6-Hexanetriol	1,2,6-Trihydroxyhexane	C ₆ H ₁₄ O ₃	106-69-4	134.173			170 ³	1.1049 ²⁰	1.58 ²⁰	
5848	Hexanoic acid	Caproic acid	C ₆ H ₁₂ O ₂	142-62-1	116.158	liq	-4.1(0.7)	204.9(0.6)	0.9212 ²⁵	1.4163 ²⁰	sl H ₂ O; s EtOH, eth, chl
5849	Hexanoic anhydride		C ₁₂ H ₂₀ O ₃	2051-49-2	214.301		-41	267(9)	0.9240 ¹⁵	1.4297 ²⁰	vs eth, EtOH
5850	1-Hexanol	Caproyl alcohol	C ₆ H ₁₄ O	111-27-3	102.174	liq	-46.4(0.9)	156.9(0.7)	0.8136 ²⁰	1.4178 ²⁰	sl H ₂ O; s EtOH, ace, chl; msc eth, bz
5851	2-Hexanol		C ₆ H ₁₄ O	20281-86-1	102.174			138(6)	0.8159 ²⁰	1.4144 ²⁰	sl H ₂ O, ctc; s EtOH, eth
5852	3-Hexanol		C ₆ H ₁₄ O	17015-11-1	102.174			143(2)	0.8182 ²⁰	1.4167 ²⁰	sl H ₂ O; s EtOH, ace; msc eth
5853	2-Hexanone	Butyl methyl ketone	C ₆ H ₁₂ O	591-78-6	100.158	liq	-55.45(0.05)	127.6(0.1)	0.8113 ²⁰	1.4007 ²⁰	sl H ₂ O; s ace; msc EtOH, eth
5854	3-Hexanone	Ethyl propyl ketone	C ₆ H ₁₂ O	589-38-8	100.158	liq	-55.4(0.2)	123.5(0.3)	0.8118 ²⁰	1.4004 ²⁰	sl H ₂ O; s ace; msc EtOH, eth
5855	Hexanoyl chloride	Caproyl chloride	C ₆ H ₁₁ ClO	142-61-0	134.603	liq	-87	153	0.9784 ²⁰	1.4264 ²⁰	s eth, ace
5856	Hexatriacontane		C ₃₆ H ₇₄	630-06-8	506.973		75.81(0.04)	298.4 ³	0.7803 ⁸⁰	1.4397 ⁸⁰	
5857	cis-1,3,5-Hexatriene		C ₆ H ₈	2612-46-6	80.128	liq	-12	82.2(0.9)	0.7175 ²⁰	1.4577 ²⁰	i H ₂ O; s EtOH, ace, chl, peth
5858	trans-1,3,5-Hexatriene		C ₆ H ₈	821-07-8	80.128	liq	-12	79(4)	0.7369 ¹⁵	1.5135 ²⁰	i H ₂ O; s EtOH, ace, chl, peth
5859	Hexazinone		C ₁₂ H ₁₀ N ₄ O ₂	51235-04-2	252.313		117.2(0.5)	dec	1.25		
5860	trans-2-Hexenal		C ₆ H ₁₀ O	6728-26-3	98.142			146.5	0.8491 ²⁰	1.4480 ²⁰	
5861	cis-3-Hexenal		C ₆ H ₁₀ O	6789-80-6	98.142			121	0.8533 ²²	1.4300 ²¹	
5862	1-Hexene		C ₆ H ₁₂	592-41-6	84.159	liq	-139.76(0.05)	63.4(0.1)	0.6685 ²⁵	1.3852 ²⁵	i H ₂ O; vs bz, eth, EtOH, peth
5863	cis-2-Hexene		C ₆ H ₁₂	7688-21-3	84.159	liq	-141.12(0.04)	68.9(0.5)	0.6824 ²⁵	1.3979 ²⁰	i H ₂ O; s EtOH, eth, bz, chl, lig
5864	trans-2-Hexene		C ₆ H ₁₂	4050-45-7	84.159	liq	-133.1(0.3)	67.85(0.09)	0.6733 ²⁵	1.3936 ²⁰	i H ₂ O; s EtOH, eth, bz, chl, lig
5865	cis-3-Hexene		C ₆ H ₁₂	7642-09-3	84.159	liq	-138.7(0.7)	66.4(0.5)	0.6778 ²⁰	1.3947 ²⁰	i H ₂ O; s EtOH, eth, bz, chl, lig
5866	trans-3-Hexene		C ₆ H ₁₂	13269-52-8	84.159	liq	-113.7(0.5)	67.06(0.09)	0.6772 ²⁰	1.3943 ²⁰	i H ₂ O; s EtOH, eth, bz, chl, lig
5867	trans-3-Hexenedinitrile	trans-1,4-Dicyano-2-butene	C ₆ H ₆ N ₂	1119-85-3	106.125	cry	76				
5868	2-Hexenoic acid		C ₆ H ₁₀ O ₂	1191-04-4	114.142	nd (w, al)	36.5	216.5	0.965 ²⁰	1.4460 ⁴⁰	vs eth
5869	3-Hexenoic acid	Hydrosorbic acid	C ₆ H ₁₀ O ₂	4219-24-3	114.142		12	208	0.9640 ²³	1.4935 ²⁰	
5870	5-Hexenoic acid	5-Hexanoic acid	C ₆ H ₁₀ O ₂	1577-22-6	114.142	liq	-37	203	0.9610 ²⁰	1.4343 ²⁰	vs eth, EtOH
5871	1-Hexen-3-ol		C ₆ H ₁₂ O	4798-44-1	100.158			134(7)	0.834 ²²	1.4297 ¹⁸	sl H ₂ O; vs ace, eth, EtOH



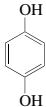
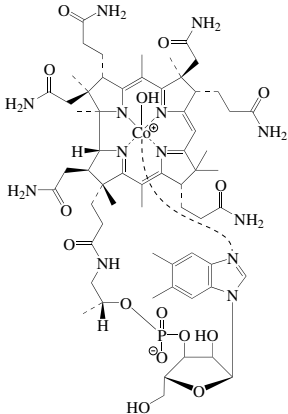

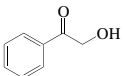
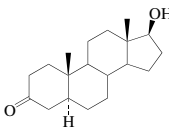
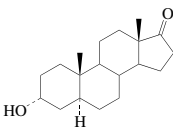
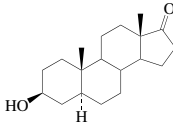
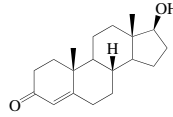
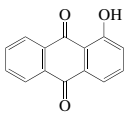
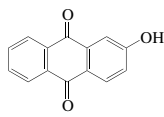

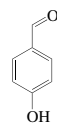
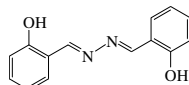
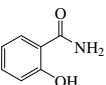
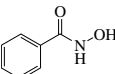
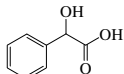
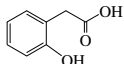
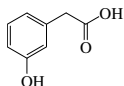
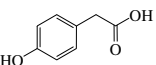
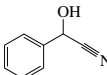

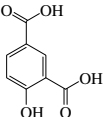
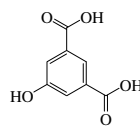
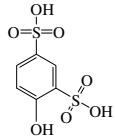
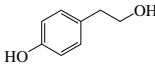


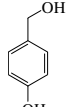
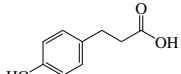
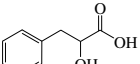

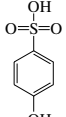
No.	Name	Synonym	Mol. Form.	CAS RN	Mol. Wt.	Physical Form	mp/°C	bp/°C	den g cm ⁻³	n _D	Solubility
5872	<i>cis</i> -2-Hexen-1-ol		C ₆ H ₁₂ O	928-94-9	100.158			157	0.8472 ²⁰	1.4397 ²⁰	s H ₂ O; vs EtOH; s eth, ace; sl ctc
5873	<i>trans</i> -2-Hexen-1-ol		C ₆ H ₁₂ O	928-95-0	100.158			172(8)	0.8490 ¹⁶	1.4340 ²⁰	
5874	<i>cis</i> -3-Hexen-1-ol		C ₆ H ₁₂ O	928-96-1	100.158			157(9)	0.8478 ²²	1.4380 ²⁰	s H ₂ O; vs EtOH, eth
5875	<i>trans</i> -3-Hexen-1-ol		C ₆ H ₁₂ O	928-97-2	100.158			153(7)		1.4374 ²⁰	
5876	<i>trans</i> -4-Hexen-1-ol		C ₆ H ₁₂ O	928-92-7	100.158			159	0.8513 ²⁰	1.4402 ²⁰	
5877	4-Hexen-2-ol		C ₆ H ₁₂ O	52387-50-5	100.158			137.5	0.8405 ¹⁸	1.4392 ²⁰	sl H ₂ O
5878	5-Hexen-2-ol		C ₆ H ₁₂ O	626-94-8	100.158			139(6)	0.842 ¹⁶		sl H ₂ O
5879	<i>cis</i> -3-Hexen-1-ol, acetate		C ₈ H ₁₄ O ₂	3681-71-8	142.196	liq		66 ¹²			
5880	<i>trans</i> -2-Hexen-1-ol, acetate		C ₈ H ₁₄ O ₂	2497-18-9	142.196	liq		165(11)	0.898	1.4270 ²⁰	
5881	5-Hexen-2-one		C ₆ H ₁₀ O	109-49-9	98.142			129.1(0.5)	0.833 ²⁷	1.4178 ²⁷	
5882	4-Hexen-3-one		C ₆ H ₁₀ O	2497-21-4	98.142			138(7)	0.8559 ²⁰	1.4388 ²⁰	s EtOH, eth; vs ace
5883	Hexestrol		C ₁₈ H ₂₂ O ₂	84-16-2	270.367	nd (bz)	186.5				vs ace, eth, EtOH
5884	Hexobarbital		C ₁₂ H ₁₆ N ₂ O ₃	56-29-1	236.266		145(1)				
5885	Hexocyclium methyl sulfate		C ₂₁ H ₃₆ N ₂ O ₅ S	115-63-9	428.586	cry	205				sl chl; i eth
5886	Hexyl acetate		C ₈ H ₁₆ O ₂	142-92-7	144.212	liq	-61.0(0.2)	171.1(0.7)	0.8779 ¹⁵	1.4092 ²⁰	i H ₂ O; vs eth, EtOH
5887	<i>sec</i> -Hexyl acetate	4-Methyl-2-pentyl acetate	C ₈ H ₁₆ O ₂	108-84-9	144.212			147.5	0.8805 ²⁵	1.3980 ²⁰	sl H ₂ O; vs eth, EtOH
5888	Hexyl acrylate		C ₈ H ₁₆ O ₂	2499-95-8	156.222		-45	40 ¹	0.878 ²⁰		
5889	Hexylamine	1-Hexanamine	C ₆ H ₁₃ N	111-26-2	101.190	liq	-21(1)	132(1)	0.7660 ²⁰	1.4180 ²⁰	sl H ₂ O; msc EtOH, eth; s chl
5890	Hexylbenzene		C ₁₂ H ₁₈	1077-16-3	162.271	liq	-63.4(0.2)	226(2)	0.8575 ²⁰	1.4864 ²⁰	i H ₂ O; msc eth; s bz, peth
5891	4-Hexyl-1,3-benzenediol	4-Hexylresorcinol	C ₁₂ H ₁₈ O ₂	136-77-6	194.270	nd (bz)	68.3(0.2)	334			vs ace, eth, EtOH, chl
5892	Hexyl benzoate		C ₁₃ H ₁₈ O ₂	6789-88-4	206.281			272	0.9793 ²⁰		i H ₂ O; s EtOH, ace
5893	Hexyl butanoate		C ₁₀ H ₂₀ O ₂	2639-63-6	172.265	liq	-78.0(0.5)	207(3)	0.8652 ²⁰	1.4160 ¹⁵	i H ₂ O; s EtOH; sl chl
5894	Hexylcyclohexane		C ₁₂ H ₂₄	4292-75-5	168.319	liq	-47.5(0.2)	225(1)	0.8076 ²⁰	1.4462 ²⁰	
5895	Hexylcyclopentane		C ₁₁ H ₂₂	4457-00-5	154.293	liq	-73	206(10)	0.7965 ²⁰	1.4392 ²⁰	vs ace, bz, eth, EtOH
5896	2-Hexyldecanoic acid		C ₁₆ H ₃₂ O ₂	25354-97-6	256.424	visc oil		145 ^{0.02}		1.4432 ²⁴	
5897	Hexyl formate		C ₇ H ₁₄ O ₂	629-33-4	130.185	liq	-62.6(0.4)	154(5)	0.8813 ²⁰	1.4071 ²⁰	i H ₂ O; msc EtOH, eth
5898	Hexyl hexanoate	Hexyl caproate	C ₁₂ H ₂₄ O ₂	6378-65-0	200.318	liq	-55.2(0.4)	241(4)	0.865 ¹⁸	1.4264 ¹⁵	vs ace, bz, eth, EtOH
5899	Hexyl isocyanate		C ₇ H ₁₃ NO	2525-62-4	127.184			44 ⁷			
5900	Hexyl methacrylate		C ₁₀ H ₁₈ O ₂	142-09-6	170.249			162	0.880 ²⁵	1.429 ²⁵	vs ace, bz, eth, EtOH
5901	Hexyl methyl ether		C ₇ H ₁₆ O	4747-07-3	116.201			125(4)			
5902	1-Hexylnaphthalene		C ₁₈ H ₂₀	2876-53-1	212.330	liq	-18	322(9)	0.9566 ²⁰	1.5647 ²⁰	
5903	Hexyl octanoate		C ₁₄ H ₂₈ O ₂	1117-55-1	228.371	liq	-31(1)	277(5)	0.8603 ²⁰	1.4323 ²⁵	i H ₂ O; s EtOH, eth, ace
5904	4-(Hexyloxy)benzoic acid		C ₁₈ H ₁₈ O ₃	1142-39-8	222.280	cry	106				
5905	2-(Hexyloxy)ethanol	Ethylene glycol monoethyl ether	C ₈ H ₁₈ O ₂	112-25-4	146.228	liq	-45.1	208(2)	0.8878 ²⁰	1.4291 ²⁰	sl H ₂ O; vs EtOH, eth
5906	Hexyl pentanoate		C ₁₁ H ₂₂ O ₂	1117-59-5	186.292	liq	-63.0(0.5)	225(4)	0.8635 ²⁰	1.4228 ¹⁵	vs ace, eth, EtOH
5907	4-Hexylphenol		C ₁₂ H ₁₈ O	2446-69-7	178.270			148 ⁹			
5908	Hexyl propanoate		C ₉ H ₁₈ O ₂	2445-76-3	158.238	liq	-57.5(0.5)	188(3)	0.8698 ²⁰	1.4162 ¹⁵	i H ₂ O; s EtOH, eth, ace, AcOEt
5909	1-Hexyl-1,2,3,4-tetrahydro-naphthalene		C ₁₈ H ₂₄	66325-11-9	216.362	liq		305	0.9176 ²⁵	1.5127 ²⁵	
5910	1-Hexyne	Butylacetylene	C ₆ H ₁₀	693-02-7	82.143	liq	-132.1(0.4)	71.2(0.3)	0.7155 ²⁵	1.3989 ²⁰	i H ₂ O; s EtOH, eth, bz, chl; sl ctc
5911	2-Hexyne	1-Methyl-2-propylacetylene	C ₆ H ₁₀	764-35-2	82.143	liq	-89.5(0.4)	84.3(0.5)	0.7315 ²⁰	1.4138 ²⁰	i H ₂ O; msc EtOH, eth; s bz, chl, peth
5912	3-Hexyne	Diethylacetylene	C ₆ H ₁₀	928-49-4	82.143	liq	-104(3)	81.5(0.6)	0.7231 ²⁰	1.4115 ²⁰	i H ₂ O; s EtOH, eth, bz, chl, peth
5913	3-Hexyne-2,5-diol		C ₆ H ₁₀ O ₂	3031-66-1	114.142			121 ¹⁵	1.0180 ²⁰	1.4691 ²⁰	
5914	3-Hexyn-1-ol	3-Hexynol	C ₆ H ₁₀ O	1002-28-4	98.142			162	0.8982 ²⁰	1.4530 ²⁰	



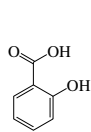
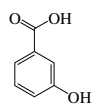
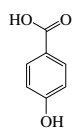
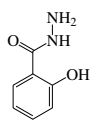
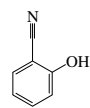
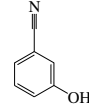
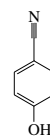
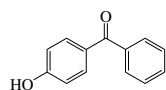
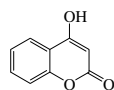
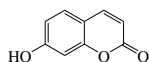
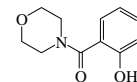
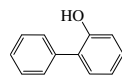
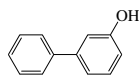
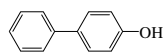
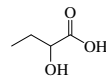
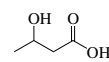
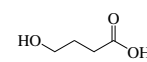
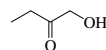
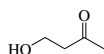
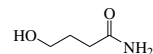
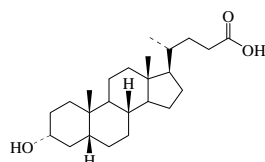
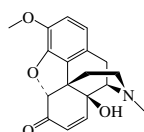
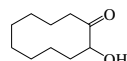
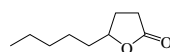
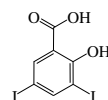
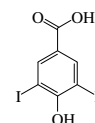
No.	Name	Synonym	Mol. Form.	CAS RN	Mol. Wt.	Physical Form	mp/°C	bp/°C	den g cm ⁻³	n _D	Solubility
5915	1-Hexyn-3-ol		C ₆ H ₁₀ O	105-31-7	98.142	liq	-80	142	0.8704 ²⁰	1.4340 ²⁵	s ctc
5916	5-Hexyn-2-one		C ₆ H ₈ O	2550-28-9	96.127			149	0.9065 ²⁰	1.4366 ²⁰	
5917	Histamine		C ₅ H ₉ N ₃	51-45-6	111.145	wh nd (chl)	83	209 ¹⁸			s H ₂ O, EtOH, chl; sl eth
5918	L-Histidine	Glyoxaline-5-alanine	C ₆ H ₉ N ₃ O ₂	71-00-1	155.154	nd or pl (dil al)	287 dec				s H ₂ O; sl EtOH; i eth, ace, bz, chl
5919	L-Histidine, monohydrochloride		C ₆ H ₁₀ ClN ₃ O ₂	645-35-2	191.615		245 dec				s H ₂ O
5920	Homatropine		C ₁₆ H ₂₁ NO ₃	87-00-3	275.343	pr (al, eth)	99.5				sl H ₂ O, bz; s EtOH, eth, ace, chl
5921	Homatropine hydrobromide	Tropanol mandelate	C ₁₆ H ₂₂ BrNO ₃	51-56-9	356.255	orth pym or pl (w)	217 dec				vs H ₂ O, EtOH
5922	Homochlorocyclizine		C ₁₈ H ₂₃ ClN ₂	848-53-3	314.852	oil		177 ^{9,8}			
5923	DL-Homocysteine	DL-2-Amino-4-mercaptobutanoic acid	C ₄ H ₉ NO ₂ S	454-29-5	135.185		272 dec				s H ₂ O; i eth, bz
5924	L-Homocysteine	L-2-Amino-4-mercaptobutanoic acid	C ₄ H ₉ NO ₂ S	6027-13-0	135.185	platelets	232				
5925	Homocystine		C ₈ H ₁₆ N ₂ O ₄ S ₂	870-93-9	268.354		264				sl H ₂ O; i eth, bz
5926	L-Homoserine	2-Amino-4-hydroxybutanoic acid, (S)	C ₄ H ₉ NO ₃	672-15-1	119.119	pr (90% al)	203 dec				vs H ₂ O; sl EtOH; i eth, bz
5927	Humulene		C ₁₅ H ₂₄	6753-98-6	204.352			123 ¹⁰	0.8905 ²⁰	1.5038 ²⁰	
5928	Humulon		C ₂₁ H ₃₀ O ₅	26472-41-3	362.460	ye cry (eth)	66.5				sl H ₂ O; s EtOH, eth, ace, bz, alk
5929	Hydralazine	1-Hydrazinophthalazine	C ₈ H ₈ N ₄	86-54-4	160.177	ye cry (MeOH)	172				s acid
5930	Hydramethylnon		C ₂₈ H ₂₄ F ₈ N ₄	67485-29-4	494.476		193.3(0.5)				
5931	Hydrastine		C ₂₁ H ₂₁ NO ₆	118-08-1	383.395	ye pr (al)	132				i H ₂ O; s ace, bz
5932	Hydrastinine		C ₁₁ H ₁₃ NO ₃	6592-85-4	207.226	nd (lig), cry (eth)	116.5				s H ₂ O; vs EtOH, eth, chl
5933	Hydrazinecarbothioamide	Thiosemicarbazide	CH ₃ N ₂ S	79-19-6	91.136	lo nd (w)	183				vs H ₂ O, EtOH
5934	Hydrazinecarboxaldehyde		CH ₃ N ₂ O	624-84-0	60.055	ye lf or nd (al)	54				vs bz, eth, EtOH, chl
5935	Hydrazinecarboxamide		CH ₃ N ₃ O	57-56-7	75.070	pr (al)	96		1.484 ⁸		vs H ₂ O; s EtOH; i eth, bz, chl
5936	Hydrazinecarboximidamide	Aminoguanidine	CH ₅ N ₄	79-17-4	74.086	cry	dec				vs H ₂ O, EtOH
5937	1,2-Hydrazinedicarboxaldehyde		C ₂ H ₄ N ₂ O ₂	628-36-4	88.065	pr (al)	161.0				vs H ₂ O; sl EtOH, DMSO; i eth
5938	1,2-Hydrazinedicarboxamide		C ₂ H ₆ N ₄ O ₂	110-21-4	118.095	pl (w)	248(1)		1.604 ¹⁷		
5939	4-Hydrazinobenzenesulfonic acid	Phenylhydrazine-4-sulfonic acid	C ₆ H ₈ N ₂ O ₃ S	98-71-5	188.204	nd, lf (w)	286				sl H ₂ O, EtOH
5940	4-Hydrazinobenzoic acid		C ₇ H ₈ N ₂ O ₂	619-67-0	152.151	ye nd or pl (w)	221 dec				sl H ₂ O; i eth
5941	2-Hydrazinoethanol		C ₂ H ₆ N ₂ O	109-84-2	76.097	liq	-70	219	1.119 ²⁵		vs H ₂ O, EtOH, MeOH
5942	Hydrindantin		C ₁₈ H ₁₀ O ₆	5103-42-4	322.268	pr (ace)	250 dec				
5943	Hydrochlorothiazide		C ₇ H ₈ ClN ₃ O ₄ S ₂	58-93-5	297.740		274				
5944	Hydrocinchonidine		C ₁₉ H ₂₄ N ₂ O	485-64-3	296.406	lf (al)	229				vs EtOH
5945	Hydrocinchonine		C ₁₉ H ₂₄ N ₂ O	485-65-4	296.406	pr	268.5				s H ₂ O; sl EtOH; i eth
5946	Hydrocodone		C ₁₈ H ₂₁ NO ₃	125-29-1	299.365		198				i H ₂ O; s EtOH
5947	Hydrocortisone		C ₂₁ H ₃₀ O ₅	50-23-7	362.460	pl (al or i-PrOH)	220				sl H ₂ O; s EtOH, diox, HOAc
5948	Hydrocortisone 21-acetate	Cortisol acetate	C ₂₃ H ₃₂ O ₆	50-03-3	404.496		223 dec		1.289 ²⁰		
5949	Hydrocotarnine		C ₁₂ H ₁₅ NO ₃	550-10-7	221.252		56				i H ₂ O; s EtOH, eth, ace, bz, chl
5950	Hydroflumethiazide		C ₈ H ₈ F ₃ N ₃ O ₄ S ₂	135-09-1	331.293		270.5				
5951	Hydrofuramide		C ₁₅ H ₁₂ N ₂ O ₃	494-47-3	268.267	nd (al)	117				i H ₂ O; vs EtOH, eth
5952	Hydrogen cyanide	Hydrocyanic acid	CHN	74-90-8	27.026	vol liq or gas	-13.28(0.09)	25.63(0.04)	0.6876 ²⁰	1.2614 ²⁰	msc H ₂ O, EtOH, eth
5953	Hydrohydrastinine		C ₁₁ H ₁₃ NO ₂	494-55-3	191.227	nd (lig), cry (peth)	66	303			vs ace, bz, eth, EtOH
5954	Hydromorphone	7,8-Dihydromorphin-6-one	C ₁₇ H ₁₉ NO ₃	466-99-9	285.338	cry (EtOH)	266.5				
5955	Hydroprene		C ₁₇ H ₃₀ O ₂	41096-46-2	266.419			174 ¹⁹	0.8955 ²⁰		
5956	Hydroquinidine		C ₂₀ H ₂₆ N ₂ O ₂	1435-55-8	326.432	nd (al)	168.5				s EtOH, eth, ace, chl
5957	Hydroquinine		C ₂₀ H ₂₆ N ₂ O ₂	522-66-7	326.432	ld (eth, chl)	172.5				vs ace, eth, EtOH, chl



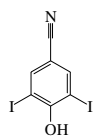
No.	Name	Synonym	Mol. Form.	CAS RN	Mol. Wt.	Physical Form	mp/°C	bp/°C	den g cm ⁻³	n _D	Solubility
5958	<i>p</i> -Hydroquinone	1,4-Benzenediol	C ₆ H ₆ O ₂	123-31-9	110.111	mcl pr (sub) nd(w) pr (MeOH)	173(2)	288(5)	1.330 ²⁰	1.632 ²⁵	s H ₂ O, eth; vs EtOH, ace; i bz
5959	Hydroxocobalamin	Vitamin B-12a	C ₆₂ H ₈₈ CoN ₁₃ O ₁₃ P	13422-51-0	1346.355	red cry (ace aq)	200 dec				s H ₂ O, EtOH; i ace, eth, bz
5960	Hydroxyacetonitrile	Glyconitrile	C ₂ H ₃ NO	107-16-4	57.051		<-72	183 dec		1.4117 ¹⁹	vs H ₂ O, EtOH, eth; i bz, chl
5961	(Hydroxyacetyl)benzene		C ₈ H ₈ O ₂	582-24-1	136.149	hex pl (al, pl (w or dil al))	90	125 ¹²	1.0963 ⁹⁹		s H ₂ O, EtOH, eth, chl; sl lig
5962	17-Hydroxyandrost-3-one, (5α,17β)	Stanolone	C ₁₉ H ₃₀ O ₂	521-18-6	290.440		181	135 sub			
5963	3-Hydroxyandrost-17-one, (3α,5α)	Androsterone	C ₁₉ H ₃₀ O ₂	53-41-8	290.440	lf or nd (al, ace)	185				sl H ₂ O, chl; s EtOH, eth, ace, bz
5964	3-Hydroxyandrost-17-one, (3β,5α)	Epiandrosterone	C ₁₉ H ₃₀ O ₂	481-29-8	290.440	cry (bz-peth, ace)	178				
5965	17-Hydroxyandrost-4-en-3-one, (17β)	Testosterone	C ₁₉ H ₂₈ O ₂	58-22-0	288.424	nd (dil ace)	151.0(0.3)				i H ₂ O; s EtOH, eth, ace
5966	1-Hydroxy-9,10-anthracenedione		C ₁₄ H ₆ O ₃	129-43-1	224.212	red-oran nd (al)	193.8	sub			i H ₂ O; s EtOH, eth, bz; sl liq NH ₃
5967	2-Hydroxy-9,10-anthracenedione		C ₁₄ H ₆ O ₃	605-32-3	224.212	ye pl or nd (al or HOAc)	306	sub			i H ₂ O; s EtOH, eth, aq NH ₃ , KOH
5968	3-Hydroxybenzaldehyde	3-Formylphenol	C ₇ H ₆ O ₂	100-83-4	122.122	nd (w)	106.0(0.2)	240	1.1179 ¹³⁰		sl H ₂ O; s EtOH, eth, ace, bz; i lig
5969	4-Hydroxybenzaldehyde	4-Formylphenol	C ₇ H ₆ O ₂	123-08-0	122.122	nd (w)	116.0(0.2)		1.129 ¹³⁰	1.5705 ¹³⁰	sl H ₂ O, ace; vs EtOH, eth; s bz
5970	2-Hydroxybenzaldehyde, [(2-hydroxyphenyl)-methylene]hydrazone		C ₁₄ H ₁₂ N ₂ O ₂	959-36-4	240.257		214				i H ₂ O; s EtOH, chl; vs bz, alk
5971	2-Hydroxybenzamide	Salicylamide	C ₇ H ₇ NO ₂	65-45-2	137.137		140(2)	181.5 ¹⁴	1.175 ¹⁴⁰		sl H ₂ O, eth, DMSO; s EtOH
5972	<i>N</i> -Hydroxybenzamide		C ₇ H ₇ NO ₂	495-18-1	137.137	orth ta, lf (eth)	131 exp				s H ₂ O, EtOH; sl eth, bz
5973	α-Hydroxybenzeneacetic acid, (±)-	<i>DL</i> -Mandelic acid	C ₈ H ₈ O ₃	611-72-3	152.148	orth pl	118.6(1)		1.2890 ²⁰		s H ₂ O, eth, EtOH, i-ProH
5974	2-Hydroxybenzeneacetic acid		C ₈ H ₈ O ₃	614-75-5	152.148		147(3)	240			sl H ₂ O, chl; s eth
5975	3-Hydroxybenzeneacetic acid		C ₈ H ₈ O ₃	621-37-4	152.148	nd (bz-lig)	132	190 ¹¹			vs H ₂ O, EtOH, eth; s bz; sl lig
5976	4-Hydroxybenzeneacetic acid		C ₈ H ₈ O ₃	156-38-7	152.148	nd (w)	150.2(0.8)	sub			sl H ₂ O; vs EtOH, eth
5977	α-Hydroxybenzeneacetonitrile	Mandelonitrile	C ₈ H ₇ NO	532-28-5	133.148	ye oily liq	-10		1.12		i H ₂ O; vs chl, eth, EtOH
5978	2-Hydroxybenzenecarbothioic acid	Dithiosalicylic acid	C ₇ H ₆ OS ₂	527-89-9	170.252	oran-ye nd	49				vs bz, eth, EtOH
5979	4-Hydroxy-1,3-benzenedicarboxylic acid	4-Hydroxyisophthalic acid	C ₈ H ₆ O ₅	636-46-4	182.131	nd(w), lf (dil al)	310				i H ₂ O, chl; vs EtOH, eth; s HOAc
5980	5-Hydroxy-1,3-benzenedicarboxylic acid		C ₈ H ₆ O ₅	618-83-7	182.131	nd(w+2) cr(aq-al)		sub			vs bz, eth, EtOH
5981	4-Hydroxy-1,3-benzenedisulfonic acid	Phenoldisulfonic acid	C ₆ H ₆ O ₇ S ₂	96-77-5	254.238	nd (w)	>100 dec				vs H ₂ O, EtOH
5982	4-Hydroxybenzeneethanol		C ₈ H ₁₀ O ₂	501-94-0	138.164		90(3)	310.0			
5983	2-Hydroxybenzenemethanol	Salicyl alcohol	C ₇ H ₈ O ₂	90-01-7	124.138	lf (bz), nd or pl (w, eth)	87	sub	1.1613 ²⁵		s H ₂ O, EtOH, eth, bz; vs chl
5984	3-Hydroxybenzenemethanol	3-Hydroxybenzyl alcohol	C ₇ H ₈ O ₂	620-24-6	124.138	nd (bz), cry (CCl ₄)	73	300 dec	1.161 ²⁵		vs H ₂ O, EtOH, eth; sl chl
5985	4-Hydroxybenzenemethanol	4-Hydroxybenzyl alcohol	C ₇ H ₈ O ₂	623-05-2	124.138	pr or nd (w)	124.5	252			vs H ₂ O, EtOH, bz, chl; s eth; sl DMSO
5986	4-Hydroxybenzenepropanoic acid	<i>p</i> -Hydroxyhydrocinnamic acid	C ₉ H ₁₀ O ₃	501-97-3	166.173		129.3(0.5)	209 ¹⁴			s H ₂ O, EtOH, eth, bz; i CS ₂
5987	α-Hydroxybenzenepropanoic acid, (±)-	(±)-3-Phenyllactic acid	C ₉ H ₁₀ O ₃	828-01-3	166.173	cry (chl, bz), pr (w)	98	149 ¹⁵			vs H ₂ O, ace, eth, EtOH
5988	3-Hydroxybenzenesulfonic acid	<i>m</i> -Phenolsulfonic acid	C ₆ H ₆ O ₄ S	585-38-6	174.175	nd (w+2)					
5989	4-Hydroxybenzenesulfonic acid	<i>p</i> -Phenolsulfonic acid	C ₆ H ₆ O ₄ S	98-67-9	174.175	nd					vs H ₂ O, EtOH

					
5958 <i>p</i> -Hydroquinone	5959 Hydroxocobalamin	5960 Hydroxyacetonitrile	5961 (Hydroxyacetyl)benzene	5962 17-Hydroxyandrost-3-one, (5 α ,17 β)	5963 3-Hydroxyandrost-17-one, (3 α ,5 α)
					
5964 3-Hydroxyandrost-17-one, (3 β ,5 α)	5965 17-Hydroxyandrost-4-en-3-one, (17 β)	5966 1-Hydroxy-9,10-anthracenedione	5967 2-Hydroxy-9,10-anthracenedione	5968 3-Hydroxybenzaldehyde	5969 4-Hydroxybenzaldehyde
					
5970 2-Hydroxybenzaldehyde, [(2-hydroxyphenyl)methylene]hydrazone	5971 2-Hydroxybenzamide	5972 <i>N</i> -Hydroxybenzamide	5973 α -Hydroxybenzeneacetic acid, (\pm)-	5974 2-Hydroxybenzeneacetic acid	
					
5975 3-Hydroxybenzeneacetic acid	5976 4-Hydroxybenzeneacetic acid	5977 α -Hydroxybenzeneacetonitrile	5978 2-Hydroxybenzenecarbodithioic acid	5979 4-Hydroxy-1,3-benzenedicarboxylic acid	
					
5980 5-Hydroxy-1,3-benzenedicarboxylic acid	5981 4-Hydroxy-1,3-benzenedisulfonic acid	5982 4-Hydroxybenzeneethanol	5983 2-Hydroxybenzenemethanol	5984 3-Hydroxybenzenemethanol	
					
5985 4-Hydroxybenzenemethanol	5986 4-Hydroxybenzenepropanoic acid	5987 α -Hydroxybenzenepropanoic acid, (\pm)-	5988 3-Hydroxybenzenesulfonic acid	5989 4-Hydroxybenzenesulfonic acid	

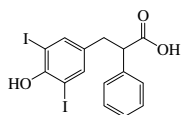
No.	Name	Synonym	Mol. Form.	CAS RN	Mol. Wt.	Physical Form	mp/°C	bp/°C	den g cm ⁻³	n _D	Solubility
5990	2-Hydroxybenzoic acid	Salicylic acid	C ₇ H ₆ O ₃	69-72-7	138.121	nd (w), mcl pr (al)	158.6(0.5)	211 ²⁰	1.443 ²⁰	1.565	sl H ₂ O, bz, chl, ctc; vs EtOH, eth, ace
5991	3-Hydroxybenzoic acid		C ₇ H ₆ O ₃	99-06-9	138.121	nd (w) pl, pr (al)	201.3(0.2)		1.485 ²⁵		sl H ₂ O; s EtOH, eth, ace; i bz
5992	4-Hydroxybenzoic acid		C ₇ H ₆ O ₃	99-96-7	138.121	pr or pl (w, al) cry (ace)	213(2)		1.46 ²⁵		sl H ₂ O; s EtOH; s eth, ace
5993	2-Hydroxybenzoic acid, hydrazide		C ₇ H ₈ N ₂ O ₂	936-02-7	152.151		148				vs bz, EtOH
5994	2-Hydroxybenzonitrile		C ₇ H ₅ NO	611-20-1	119.121		98	149 ¹⁴	1.1052 ¹⁰⁰	1.5372 ¹⁰⁰	sl H ₂ O; vs EtOH, eth, bz, chl
5995	3-Hydroxybenzonitrile		C ₇ H ₅ NO	873-62-1	119.121	pr (al, eth) lf (w)	82.8				vs H ₂ O, EtOH, eth, bz, chl
5996	4-Hydroxybenzonitrile		C ₇ H ₅ NO	767-00-0	119.121	lf (w)	113	148 ¹			sl H ₂ O, DMSO; vs EtOH, eth, chl
5997	4-Hydroxybenzophenone	4-Hydroxyphenyl phenyl ketone	C ₁₃ H ₁₀ O ₂	1137-42-4	198.217	nd (al), pr (dil al)	135		1.133 ¹⁷²		sl H ₂ O; vs EtOH, eth, HOAc
5998	4-Hydroxy-2 <i>H</i> -1-benzopyran-2-one		C ₉ H ₆ O ₃	1076-38-6	162.142	nd (w)	213.5				s H ₂ O, EtOH, eth; sl DMSO
5999	7-Hydroxy-2 <i>H</i> -1-benzopyran-2-one	Umbelliferone	C ₉ H ₆ O ₃	93-35-6	162.142	nd (w)	230.5	sub			vs EtOH, HOAc, chl
6000	1-Hydroxy-1 <i>H</i> -benzotriazole		C ₆ H ₅ N ₃ O	2592-95-2	135.123		157.8				
6001	2-Hydroxybenzoyl chloride		C ₇ H ₅ ClO ₂	1441-87-8	156.567		19	92 ¹⁵	1.3112 ²⁰	1.5812 ²⁰	vs eth
6002	4-(2-Hydroxybenzoyl)-morpholine	4-Salicyloylmorpholine	C ₁₁ H ₁₀ NO ₃	3202-84-4	204.202						s DMSO
6003	2-Hydroxybiphenyl	[1,1'-Biphenyl]-2-ol	C ₁₂ H ₁₀ O	90-43-7	170.206		57.6(0.7)	281(3)	1.213 ²⁵		i H ₂ O; s EtOH, ace, bz; vs eth, py
6004	3-Hydroxybiphenyl	[1,1'-Biphenyl]-3-ol	C ₁₂ H ₁₀ O	580-51-8	170.206		78	>300			sl H ₂ O; vs EtOH, eth, bz, py; s chl
6005	4-Hydroxybiphenyl	[1,1'-Biphenyl]-4-ol	C ₁₂ H ₁₀ O	92-69-3	170.206		170.0(0.5)	305			sl H ₂ O, DMSO; vs EtOH, eth, chl, py
6006	3-Hydroxybutanal	Aldol	C ₄ H ₈ O ₂	107-89-1	88.106			83 ²⁰	1.103 ²⁰	1.4238 ²⁰	msc H ₂ O, EtOH; s eth; vs ace
6007	2-Hydroxybutanoic acid, (±)-		C ₄ H ₈ O ₃	600-15-7	104.105		44.2	260 dec	1.125 ²⁰		s H ₂ O, EtOH, eth
6008	3-Hydroxybutanoic acid, (±)-		C ₄ H ₈ O ₃	625-71-8	104.105		49	130 ¹²	1.4424 ²⁰		vs H ₂ O, EtOH, eth; i bz
6009	4-Hydroxybutanoic acid		C ₄ H ₈ O ₃	591-81-1	104.105		<-17	180 dec			
6010	1-Hydroxy-2-butanone		C ₄ H ₈ O ₂	5077-67-8	88.106			160	1.0272 ²⁰	1.4189 ²⁰	vs H ₂ O, EtOH, eth
6011	3-Hydroxy-2-butanone, (±)-	Acetoin	C ₄ H ₈ O ₂	52217-02-4	88.106		15	148	1.0044 ²⁰	1.4171 ²⁰	msc H ₂ O; sl EtOH, eth; s ace, chl; i lig
6012	4-Hydroxy-2-butanone		C ₄ H ₈ O ₂	590-90-9	88.106			182	1.0233 ²⁰	1.4585 ¹⁴	msc H ₂ O, EtOH, eth; vs ace
6013	2-Hydroxy-3-butenenitrile		C ₄ H ₅ NO	5809-59-6	83.089	liq		94 ¹⁷			
6014	4-Hydroxybutyramide		C ₄ H ₉ NO ₂	927-60-6	103.120		52				
6015	3-Hydroxycamphor	3-Hydroxy-1,7,7-trimethylbicyclo[2.2.1]heptan-2-one	C ₁₀ H ₁₆ O ₂	10373-81-6	168.233	nd (bz-peth)	205.5				vs eth, EtOH, chl
6016	3-Hydroxycholan-24-oic acid, (3α,5β)	Lithocholic acid	C ₂₄ H ₄₀ O ₃	434-13-9	376.573	hex lf (al) pr (dil al)	188(4)				i H ₂ O, lig; s EtOH, chl, HOAc; sl eth
6017	Hydroxycodeinone		C ₁₈ H ₁₉ NO ₄	508-54-3	313.349		275 dec				
6018	2-Hydroxycyclodecanone	Sebacoin	C ₁₀ H ₁₈ O ₂	96-00-4	170.249	cry (peth)	38.5	136 ¹⁴			
6019	2-Hydroxy-2,4,6-cycloheptatrien-1-one		C ₇ H ₆ O ₂	533-75-5	122.122	nd	50(1)	40 sub			s H ₂ O, eth, ace
6020	1-Hydroxycyclohexanecarbonitrile		C ₇ H ₁₁ NO	931-97-5	125.168		35	132 ²⁰	1.0172 ²⁰	1.4693 ²⁰	vs H ₂ O, eth
6021	2-Hydroxycyclohexanone		C ₆ H ₁₀ O ₂	533-60-8	114.142	nd (al)				1.4785 ²¹	vs H ₂ O, EtOH; i eth, bz, peth
6022	1-(1-Hydroxycyclohexyl)-ethanone		C ₈ H ₁₄ O ₂	1123-27-9	142.196			125.5	1.0248 ²⁵	1.4670 ²⁵	vs eth, EtOH
6023	4-Hydroxydecanoic acid γ-lactone	5-Hexyldihydro-2(3 <i>H</i>)-furanone	C ₁₀ H ₁₈ O ₂	706-14-9	170.249	liq		301(8)			
6024	2-Hydroxy-3,5-diiodobenzoic acid	3,5-Diiodosalicylic acid	C ₇ H ₄ I ₂ O ₃	133-91-5	389.914	nd (al)	235.5				sl H ₂ O; vs EtOH, eth; i bz, chl
6025	4-Hydroxy-3,5-diiodobenzoic acid		C ₇ H ₄ I ₂ O ₃	618-76-8	389.914		237	260 dec			i H ₂ O; vs EtOH, eth; sl bz, chl, lig

5990
2-Hydroxybenzoic acid5991
3-Hydroxybenzoic acid5992
4-Hydroxybenzoic acid5993
2-Hydroxybenzoic acid, hydrazide5994
2-Hydroxybenzonitrile5995
3-Hydroxybenzonitrile5996
4-Hydroxybenzonitrile5997
4-Hydroxybenzophenone5998
4-Hydroxy-2H-1-benzopyran-2-one5999
7-Hydroxy-2H-1-benzopyran-2-one6000
1-Hydroxy-1H-benzotriazole6001
2-Hydroxybenzoyl chloride6002
4-(2-Hydroxybenzoyl)morpholine6003
2-Hydroxybiphenyl6004
3-Hydroxybiphenyl6005
4-Hydroxybiphenyl6006
3-Hydroxybutanal6007
2-Hydroxybutanoic acid, (±)-6008
3-Hydroxybutanoic acid, (±)-6009
4-Hydroxybutanoic acid6010
1-Hydroxy-2-butanone6011
3-Hydroxy-2-butanone, (±)-6012
4-Hydroxy-2-butanone6013
2-Hydroxy-3-butenitrile6014
4-Hydroxybutyramide6015
3-Hydroxycamphor6016
3-Hydroxycholan-24-oic acid, (3α,5β)6017
Hydroxycodine6018
2-Hydroxycyclodecanone6019
2-Hydroxy-2,4,6-cycloheptatrien-1-one6020
1-Hydroxycyclohexanecarbonitrile6021
2-Hydroxycyclohexanone6022
1-(1-Hydroxycyclohexyl)ethanone6023
4-Hydroxydecanoic acid γ-lactone6024
2-Hydroxy-3,5-diiodobenzoic acid6025
4-Hydroxy-3,5-diiodobenzoic acid

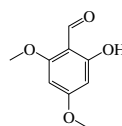
No.	Name	Synonym	Mol. Form.	CAS RN	Mol. Wt.	Physical Form	mp/°C	bp/°C	den g cm ⁻³	<i>n</i> _D	Solubility
6026	4-Hydroxy-3,5-diiodobenzonitrile		C ₇ H ₅ I ₂ NO	1689-83-4	370.914		215.8(0.5)				
6027	4-Hydroxy-3,5-diiodo- <i>o</i> -phenylbenzenepropanoic acid	Iodoalphonic acid	C ₁₅ H ₁₂ I ₂ O ₃	577-91-3	494.063		164				i H ₂ O; s EtOH, eth; sl bz, chl
6028	2-Hydroxy-4,6-dimethoxybenzaldehyde		C ₉ H ₁₀ O ₄	708-76-9	182.173		70	193 ²⁵			i H ₂ O; vs EtOH, eth, bz, chl, HOAc
6029	4-Hydroxy-3,5-dimethoxybenzaldehyde	Syringaldehyde	C ₉ H ₁₀ O ₄	134-96-3	182.173	br nd (lig)	113	192 ¹⁴			sl H ₂ O, lig; vs EtOH, eth, bz, chl
6030	4-Hydroxy-3,5-dimethoxybenzoic acid		C ₉ H ₁₀ O ₅	530-57-4	198.172	nd (w)	204.5				sl H ₂ O; vs EtOH
6031	7-Hydroxy-3,7-dimethylcortanal		C ₁₀ H ₂₀ O ₂	107-75-5	172.265			103 ³	0.9220 ²⁰	1.4494 ²⁰	sl H ₂ O; s EtOH, ace
6032	3-Hydroxy-2,2-dimethylpropanal	Hydroxypivaldehyde	C ₅ H ₁₀ O ₂	597-31-9	102.132	nd (w)	89.5	173			
6033	2-Hydroxy-3,5-dinitrobenzoic acid		C ₇ H ₄ N ₂ O ₇	609-99-4	228.116	ye nd or pl (+1w)	182				s H ₂ O, EtOH, eth, bz
6034	11-Hydroxy-9,15-dioxoprost-5,13-dien-1-oic acid, (5Z,11 <i>a</i> ,13 <i>E</i>)-	15-Oxo-prostaglandin E2	C ₂₀ H ₃₀ O ₅	26441-05-4	350.449	cry					
6035	1-Hydroxy-1,1-diphosphonethane	Etidronic acid	C ₂ H ₆ O ₇ P ₂	2809-21-4	206.028	cry (w)	105				s H ₂ O, EtOH, MeOH
6036	3-Hydroxyestra-1,3,5,7,9-pentaen-17-one	Equilenin	C ₁₈ H ₁₈ O ₂	517-09-9	266.335		258.5	170 sub			sl EtOH, ace, chl
6037	3-Hydroxyestra-1,3,5(10),7-tetraen-17-one	Equilin	C ₁₈ H ₂₀ O ₂	474-86-2	268.351	pl (AcOEt)	239	170 sub			sl H ₂ O; s EtOH, ace, diox, AcOEt
6038	2-Hydroxyethyl acrylate	2-Hydroxyethyl 2-propenoate	C ₅ H ₈ O ₃	818-61-1	116.116	liq		191	1.011 ²³		
6039	<i>N</i> -(2-Hydroxyethyl)-dodecanamide		C ₁₄ H ₂₉ NO ₂	142-78-9	243.386		88.5				
6040	<i>N</i> -(2-Hydroxyethyl)-ethylenediaminetriacetic acid		C ₁₀ H ₁₈ N ₂ O ₇	150-39-0	278.259	cry	165 dec				
6041	2-Hydroxyethyl 2-hydroxybenzoate	Glycol salicylate	C ₉ H ₁₀ O ₄	87-28-5	182.173		37	173 ¹⁵	1.2526 ¹⁵		sl H ₂ O; vs EtOH, eth, bz, chl
6042	2-Hydroxyethyl methacrylate	Ethylene glycol monomethacrylate	C ₆ H ₁₀ O ₃	868-77-9	130.141			103 ¹³	1.079 ²⁰	1.4515 ²⁰	
6043	<i>N</i> -(2-Hydroxyethyl)phthalimide		C ₁₀ H ₈ NO ₃	3891-07-4	191.183	nd (al), lf (w)	130.3				sl H ₂ O
6044	1-(2-Hydroxyethyl)-2-pyrrolidinone		C ₆ H ₁₁ NO ₂	3445-11-2	129.157		20	295	1.1435 ²⁰		
6045	4-Hydroxy-4 <i>H</i> -furo[3,2- <i>c</i>]-pyran-2(6 <i>H</i>)-one	Patulin	C ₇ H ₆ O ₄	149-29-1	154.121	pl or pr (eth, chl)	111				s H ₂ O, EtOH, eth, ace, bz; i peth
6046	16-Hydroxyhexadecanoic acid	16-Hydroxypalmitic acid	C ₁₆ H ₃₂ O ₃	506-13-8	272.423		96.5				i H ₂ O; s EtOH, ace; sl eth, bz
6047	2-Hydroxyhexanoic acid		C ₆ H ₁₂ O ₃	6064-63-7	132.157	pr (eth)	60				vs H ₂ O
6048	6-Hydroxyhexanoic acid		C ₆ H ₁₂ O ₃	1191-25-9	132.157	liq					
6049	3-Hydroxy-2-(hydroxymethyl)-2-methylpropanoic acid	Dimethylolpropionic acid	C ₅ H ₁₀ O ₄	4767-03-7	134.131		195.5(0.5)				
6050	5-Hydroxy-2-(hydroxymethyl)-4 <i>H</i> -pyran-4-one	Kojic acid	C ₆ H ₆ O ₄	501-30-4	142.110	pr nd (ace)	153.5				sl H ₂ O, bz; s EtOH, eth, ace, DMSO
6051	8-Hydroxy-7-iodo-5-quinolinesulfonic acid	Ferron	C ₉ H ₆ INO ₄ S	547-91-1	351.118	ye pr, lf (al)	260 dec				sl H ₂ O, EtOH; i eth, bz, chl; s con sulf
6052	2-Hydroxy-1 <i>H</i> -isoindole-1,3(2 <i>H</i>)-dione		C ₈ H ₅ NO ₃	524-38-9	163.131		232				s DMSO
6053	2-Hydroxy-4-isopropyl-2,4,6-cycloheptatrien-1-one		C ₁₀ H ₁₂ O ₂	499-44-5	164.201	pa ye (peth)	51(2)	137 ¹⁰	1.0606 ⁶⁵		sl H ₂ O, bz, lig; s ctc
6054	Hydroxylupanine		C ₁₅ H ₂₄ N ₂ O ₂	15358-48-2	264.364	cry (ace)	169.5				vs H ₂ O, EtOH, chl
6055	<i>N</i> -Hydroxymethanamine	<i>N</i> -Methylhydroxylamine	CH ₃ NO	593-77-1	47.057	hyg nd	87.5	62.5 ¹⁵	1.0003 ²⁰	1.4164 ²⁰	vs H ₂ O, EtOH
6056	2-Hydroxy-3-methoxybenzaldehyde		C ₈ H ₈ O ₃	148-53-8	152.148	lt ye lf, grn nd (w, lig)	40.5(0.4)	265.5			sl H ₂ O, lig; vs EtOH, eth, ctc
6057	2-Hydroxy-4-methoxybenzaldehyde		C ₈ H ₈ O ₃	673-22-3	152.148	nd (w), cry (al)	42.0				s EtOH, eth, bz, lig
6058	2-Hydroxy-5-methoxybenzaldehyde		C ₈ H ₈ O ₃	672-13-9	152.148	ye liq (w)	4	247.5			vs eth, EtOH
6059	3-Hydroxy-4-methoxybenzaldehyde		C ₈ H ₈ O ₃	621-59-0	152.148		117(3)	179 ¹⁵	1.196 ²⁵		sl H ₂ O; s EtOH, eth, bz, HOAc; vs chl



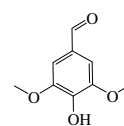
6026
4-Hydroxy-3,5-diiodobenzonitrile



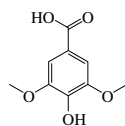
6027
4-Hydroxy-3,5-diiodo-α-phenylbenzenepropanoic acid



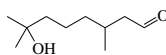
6028
2-Hydroxy-4,6-dimethoxybenzaldehyde



6029
4-Hydroxy-3,5-dimethoxybenzaldehyde



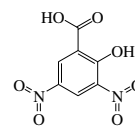
6030
4-Hydroxy-3,5-dimethoxybenzoic acid



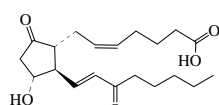
6031
7-Hydroxy-3,7-dimethyloctanal



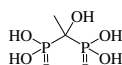
6032
3-Hydroxy-2,2-dimethylpropanal



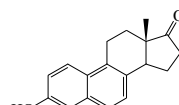
6033
2-Hydroxy-3,5-dinitrobenzoic acid



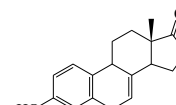
6034
11-Hydroxy-9,15-dioxoprostano-5,13-dien-1-oic acid, (5Z,11a,13E)-



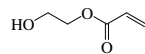
6035
1-Hydroxy-1,1-diphosphoethane



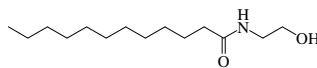
6036
3-Hydroxyestra-1,3,5,7,9-pentaen-17-one



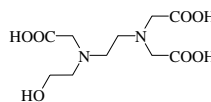
6037
3-Hydroxyestra-1,3,5(10),7-tetraen-17-one



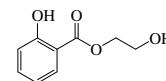
6038
2-Hydroxyethyl acrylate



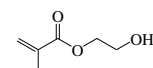
6039
N-(2-Hydroxyethyl)dodecanamide



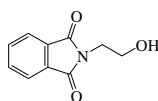
6040
N-(2-Hydroxyethyl)ethylenediaminetriacetic acid



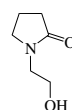
6041
2-Hydroxyethyl 2-hydroxybenzoate



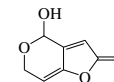
6042
2-Hydroxyethyl methacrylate



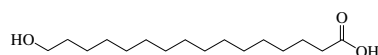
6043
N-(2-Hydroxyethyl)phthalimide



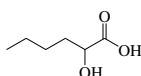
6044
1-(2-Hydroxyethyl)-2-pyrrolidinone



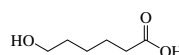
6045
4-Hydroxy-4H-furo[3,2-c]pyran-2(6H)-one



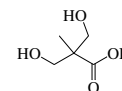
6046
16-Hydroxyhexadecanoic acid



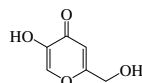
6047
2-Hydroxyhexanoic acid



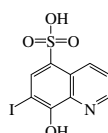
6048
6-Hydroxyhexanoic acid



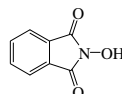
6049
3-Hydroxy-2-(hydroxymethyl)-2-methylpropanoic acid



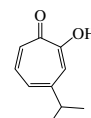
6050
5-Hydroxy-2-(hydroxymethyl)-4H-pyran-4-one



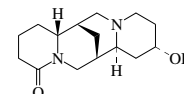
6051
8-Hydroxy-7-iodo-5-quinolinesulfonic acid



6052
2-Hydroxy-1H-isoindole-1,3(2H)-dione



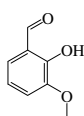
6053
2-Hydroxy-4-isopropyl-2,4,6-cycloheptatrien-1-one



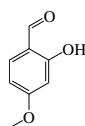
6054
Hydroxylupanine



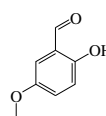
6055
N-Hydroxymethanamine



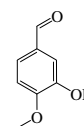
6056
2-Hydroxy-3-methoxybenzaldehyde



6057
2-Hydroxy-4-methoxybenzaldehyde

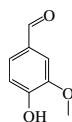


6058
2-Hydroxy-5-methoxybenzaldehyde

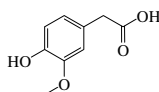


6059
3-Hydroxy-4-methoxybenzaldehyde

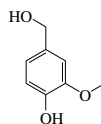
No.	Name	Synonym	Mol. Form.	CAS RN	Mol. Wt.	Physical Form	mp/°C	bp/°C	den g cm ⁻³	n _D	Solubility
6060	4-Hydroxy-3-methoxybenzaldehyde	Vanillin	C ₈ H ₈ O ₃	121-33-5	152.148	tetr (w, lig)	81(1)	285	1.056 ²⁵		sl H ₂ O; vs EtOH, eth, ace; s bz, lig
6061	4-Hydroxy-3-methoxybenzoic acid	Homovanillic acid	C ₉ H ₁₀ O ₄	306-08-1	182.173		143.5				
6062	4-Hydroxy-3-methoxybenzylmethanol		C ₈ H ₁₀ O ₃	498-00-0	154.163	pr (w), nd (bz)	115	dec			s H ₂ O, EtOH, eth, bz
6063	4-Hydroxy-3-methoxybenzylpropanol		C ₁₀ H ₁₄ O ₃	2305-13-7	182.216		65	197 ¹⁵		1.5545 ²⁵	vs eth, EtOH
6064	2-Hydroxy-5-methoxybenzoic acid		C ₈ H ₈ O ₄	2612-02-4	168.148		142				
6065	4-Hydroxy-3-methoxybenzoic acid	Vanillic acid	C ₈ H ₈ O ₄	121-34-6	168.148	wh nd	212(1)	sub			sl H ₂ O; vs EtOH; s eth, DMSO
6066	7-Hydroxy-6-methoxy-2 <i>H</i> -1-benzopyran-2-one	Scopoletin	C ₁₀ H ₈ O ₄	92-61-5	192.169	nd or pr (al)	204				sl H ₂ O, EtOH; s chl; i bz, CS ₂
6067	4-(4-Hydroxy-3-methoxyphenyl)-2-butanone	Zingerone	C ₁₁ H ₁₄ O ₃	122-48-5	194.227	cry (ace, eth)	40.5	187 ¹⁴			vs eth
6068	1-(2-Hydroxy-4-methoxyphenyl)ethanone		C ₉ H ₁₀ O ₃	552-41-0	166.173	nd (al)	52.5	158 ²⁰	1.3102 ⁸¹	1.5452 ⁸¹	vs bz, eth, EtOH, chl
6069	1-(4-Hydroxy-3-methoxyphenyl)ethanone	Apocynin	C ₉ H ₁₀ O ₃	498-02-2	166.173	pr (w)	115	297			sl H ₂ O; s EtOH, ace, bz; vs eth, chl
6070	(2-Hydroxy-4-methoxyphenyl)-phenylmethanone	Oxybenzone	C ₁₄ H ₁₂ O ₃	131-57-7	228.243		65.5				s ctc
6071	3-(4-Hydroxy-3-methoxyphenyl)-2-propenal		C ₁₀ H ₁₀ O ₃	458-36-6	178.184	cry (bz)	84		1.1562 ¹⁰²		vs bz, eth, EtOH
6072	<i>N</i> -Hydroxymethylamine hydrochloride	<i>N</i> -Methylhydroxylamine hydrochloride	CH ₆ ClNO	4229-44-1	83.518		83.5				
6073	4-Hydroxy-α-[(methylamino)methyl]benzenemethanol	Synephrine	C ₉ H ₁₃ NO ₂	94-07-5	167.205		184.5				
6074	17-Hydroxy-17-methylandrostan-3-one, (5α,17β)	Mestanolone	C ₂₀ H ₃₂ O ₂	521-11-9	304.467		192.5				sl AcOEt
6075	<i>N</i> -Hydroxy-4-methylaniline		C ₇ H ₉ NO	623-10-9	123.152	lf (bz)	96	117 dec			vs eth, EtOH, chl
6076	2-Hydroxy-5-methylbenzaldehyde		C ₈ H ₈ O ₂	613-84-3	136.149	pl (aq, al)	55.1(0.2)	217.5	1.0913 ⁵⁹	1.547 ⁵⁹	vs eth, EtOH, chl
6077	α-(Hydroxymethyl)-benzeneacetic acid, (±)-	Tropic acid	C ₉ H ₁₀ O ₃	552-63-6	166.173	nd, pl (al, bz, w)	118	dec			vs H ₂ O, eth, EtOH
6078	α-Hydroxy-α-methylbenzeneacetic acid, (±)-	Atrolactic acid	C ₉ H ₁₀ O ₃	4607-38-9	166.173	nd, pl (lig)	94				vs ace, bz
6079	2-Hydroxy-5-methyl-1,3-benzenedimethanol		C ₉ H ₁₂ O ₃	91-04-3	168.189		130.5				
6080	2-(Hydroxymethyl)-1,4-benzenediol	Gentisyl alcohol	C ₇ H ₈ O ₃	495-08-9	140.137	nd (chl)	100	75 sub			vs H ₂ O, EtOH, chl
6081	2-Hydroxy-5-methylbenzoic acid	<i>p</i> -Cresotic acid	C ₈ H ₈ O ₃	89-56-5	152.148		152.5(0.2)				sl H ₂ O; s EtOH, eth, bz, chl; i CS ₂
6082	2-Hydroxy-3-methylbenzoic acid	<i>o</i> -Cresotic acid	C ₈ H ₈ O ₃	83-40-9	152.148		167.0(0.2)				sl H ₂ O; s EtOH, eth, bz, chl
6083	2-Hydroxy-4-methylbenzoic acid	<i>m</i> -Cresotic acid	C ₈ H ₈ O ₃	50-85-1	152.148	cry, lf	177.8(0.2)				sl H ₂ O; s EtOH, bz, chl; vs eth
6084	7-Hydroxy-4-methyl-2 <i>H</i> -1-benzopyran-2-one	Hymecromone	C ₁₀ H ₈ O ₃	90-33-5	176.169	nd (al)	194.5				sl H ₂ O, eth, chl; s EtOH, alk, HOAc
6085	3-Hydroxy-3-methylbutanoic acid		C ₅ H ₁₀ O ₃	625-08-1	118.131		<-32	162 ¹²	0.9384 ²⁰	1.5081 ²⁰	vs H ₂ O, eth, EtOH
6086	3-Hydroxy-3-methyl-2-butanone		C ₅ H ₁₀ O ₂	115-22-0	102.132			148.4(0.5)	0.9526 ²⁰		s chl
6087	2-Hydroxy-3-methyl-2-cyclopenten-1-one		C ₆ H ₈ O ₂	80-71-7	112.127		104.8				
6088	5-(Hydroxymethyl)-2-furan-carboxaldehyde	5-(Hydroxymethyl)-2-furaldehyde	C ₆ H ₆ O ₃	67-47-0	126.110	nd (eth-peth)	31.5	115 ¹	1.2062 ²⁵	1.5627 ¹⁸	s H ₂ O, EtOH, bz, chl; sl eth, ctc
6089	2-Hydroxy-6-methyl-3-isopropylbenzoic acid	<i>o</i> -Thymotic acid	C ₁₁ H ₁₄ O ₃	548-51-6	194.227	nd (w, bz, lig)	127	sub			vs bz, eth, EtOH
6090	2-Hydroxy-3-methyl-6-isopropyl-2-cyclohexen-1-one	Diosphenol	C ₁₀ H ₁₆ O ₂	490-03-9	168.233		83	109 ¹⁰			
6091	2-(Hydroxymethyl)-2-methyl-1,3-propanediol		C ₅ H ₁₂ O ₃	77-85-0	120.147	wh pow or nd (al)	199(2)	136 ¹⁵			msc H ₂ O, EtOH; i eth, bz; vs HOAc
6092	2-Hydroxy-3-methyl-1,4-naphthalenedione	Phthiocol	C ₁₁ H ₈ O ₃	483-55-6	188.180	ye pr (eth-peth)	173.5	sub			vs ace, eth



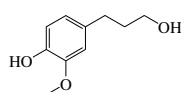
6060
4-Hydroxy-3-methoxybenzaldehyde



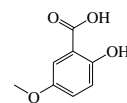
6061
4-Hydroxy-3-methoxybenzeneacetic acid



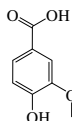
6062
4-Hydroxy-3-methoxybenzenemethanol



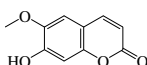
6063
4-Hydroxy-3-methoxybenzenepropanol



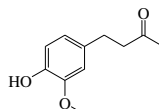
6064
2-Hydroxy-5-methoxybenzoic acid



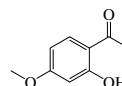
6065
4-Hydroxy-3-methoxybenzoic acid



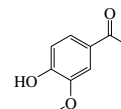
6066
7-Hydroxy-6-methoxy-2H-1-benzopyran-2-one



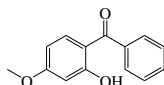
6067
4-(4-Hydroxy-3-methoxyphenyl)-2-butanone



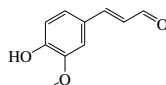
6068
1-(2-Hydroxy-4-methoxyphenyl)ethanone



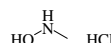
6069
1-(4-Hydroxy-3-methoxyphenyl)ethanone



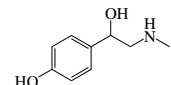
6070
(2-Hydroxy-4-methoxyphenyl)phenylmethanone



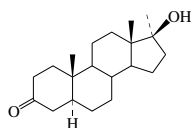
6071
3-(4-Hydroxy-3-methoxyphenyl)-2-propenal



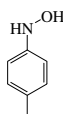
6072
N-Hydroxymethylamine hydrochloride



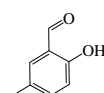
6073
4-Hydroxy-α-[(methylamino)methyl]benzenemethanol



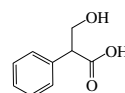
6074
17-Hydroxy-17-methylandrostan-3-one, (5α,17β)



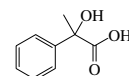
6075
N-Hydroxy-4-methylaniline



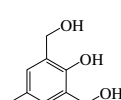
6076
2-Hydroxy-5-methylbenzaldehyde



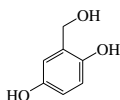
6077
α-(Hydroxymethyl)benzeneacetic acid, (±)-



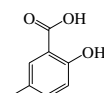
6078
α-Hydroxy-α-methylbenzeneacetic acid, (±)-



6079
2-Hydroxy-5-methyl-1,3-benzenedimethanol



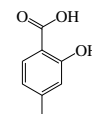
6080
2-(Hydroxymethyl)-1,4-benzenediol



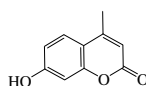
6081
2-Hydroxy-5-methylbenzoic acid



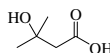
6082
2-Hydroxy-3-methylbenzoic acid



6083
2-Hydroxy-4-methylbenzoic acid



6084
7-Hydroxy-4-methyl-2H-1-benzopyran-2-one



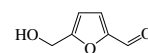
6085
3-Hydroxy-3-methylbutanoic acid



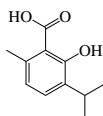
6086
3-Hydroxy-3-methyl-2-butanone



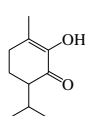
6087
2-Hydroxy-3-methyl-2-cyclopenten-1-one



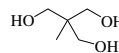
6088
5-(Hydroxymethyl)-2-furancarboxaldehyde



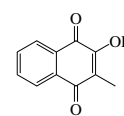
6089
2-Hydroxy-6-methyl-3-isopropylbenzoic acid



6090
2-Hydroxy-3-methyl-6-isopropyl-2-cyclohexen-1-one

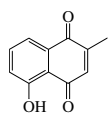


6091
2-(Hydroxymethyl)-2-methyl-1,3-propanediol



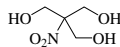
6092
2-Hydroxy-3-methyl-1,4-naphthalenedione

No.	Name	Synonym	Mol. Form.	CAS RN	Mol. Wt.	Physical Form	mp/°C	bp/°C	den g cm ⁻³	n _D	Solubility
6093	5-Hydroxy-2-methyl-1,4-naphthalenedione	Plumbagin	C ₁₁ H ₆ O ₃	481-42-5	188.180	gold pr or oran-ye nd (dil al)	78.5	sub			vs ace, bz, eth, EtOH
6094	2-(Hydroxymethyl)-2-nitro-1,3-propanediol	Tris(hydroxymethyl)-nitromethane	C ₄ H ₉ NO ₅	126-11-4	151.118	nd or pr	165	dec			vs H ₂ O, eth, EtOH
6095	2-Hydroxy-4-methylpentanoic acid, (S)-	L-Leucic acid	C ₆ H ₁₂ O ₃	13748-90-8	132.157	orth (eth)	81.5				vs H ₂ O, eth, EtOH
6096	1-(2-Hydroxy-4-methylphenyl)ethanone		C ₉ H ₁₀ O ₂	6921-64-8	150.174		21	245	1.1012 ¹⁰	1.5527 ¹³	
6097	1-(2-Hydroxy-5-methylphenyl)ethanone		C ₉ H ₁₀ O ₂	1450-72-2	150.174	pr (lig)	50	210	1.0797 ⁵³		vs bz, eth, EtOH, chl
6098	2-(Hydroxymethyl)phenyl-β-D-glucopyranoside	Salicin	C ₁₃ H ₁₈ O ₇	138-52-3	286.278	orth nd or lf (w)	207	240 dec	1.434 ²⁰		vs H ₂ O, EtOH, HOAc
6099	1-(2-Hydroxy-5-methylphenyl)-1-propanone		C ₁₀ H ₁₂ O ₂	938-45-4	164.201		1.0	129 ^{16.5}	1.0841 ¹⁴	1.549 ¹³	s chl
6100	N-(Hydroxymethyl)phthalimide		C ₉ H ₇ NO ₃	118-29-6	177.157	lf, pr (to)	141.5				i H ₂ O, eth, ctc; sl EtOH, bz; s tol
6101	3-Hydroxy-2-methylpropanal		C ₄ H ₈ O ₂	38433-80-6	88.106	oil					
6102	2-Hydroxy-2-methylpropanoic acid		C ₄ H ₈ O ₃	594-61-6	104.105	hyg pr (eth) nd (bz)	80(3)	212			vs H ₂ O, EtOH, eth; sl bz
6103	3-Hydroxy-2-methylpropanoic acid		C ₄ H ₈ O ₃	2068-83-9	104.105	oil					
6104	N-(Hydroxymethyl)-2-propenamide	N-(Hydroxymethyl)acrylamide	C ₄ H ₇ NO ₂	924-42-5	101.105	cry	76				
6105	4-Hydroxy-6-methyl-2H-pyran-2-one	Triacetic acid lactone	C ₆ H ₆ O ₃	675-10-5	126.110			189 dec			
6106	3-Hydroxy-2-methyl-4H-pyran-4-one	Maltol	C ₆ H ₆ O ₃	118-71-8	126.110	mcl pr (chl)	161.5	93 sub			sl H ₂ O, eth, bz; vs chl; s alk; peth
6107	5-Hydroxy-6-methyl-3,4-pyridinedimethanol	Pyridoxin	C ₈ H ₁₁ NO ₃	65-23-6	169.178	nd (HOAc)	160	140 ^{0.0001}			
6108	4-Hydroxy-1-methyl-2-quinolinone	4-Hydroxy-N-methylcarbostyrl	C ₁₀ H ₉ NO ₂	1677-46-9	175.184		265				sl DMSO
6109	2-Hydroxy-4-(methylthio)butanoic acid	Methionine hydroxy analog	C ₅ H ₁₀ O ₃ S	583-91-5	150.196	oil					
6110	3-Hydroxy-α-methyl-L-tyrosine	Methyldopa	C ₁₀ H ₁₃ NO ₄	555-30-6	211.215	cry (MeOH)	300 dec				
6111	(Hydroxymethyl)urea		C ₂ H ₆ N ₂ O ₂	1000-82-4	90.081	pr (al)	111				vs H ₂ O; s EtOH, MeOH, HOAc; i eth
6112	2-Hydroxy-1-naphthalenecarboxaldehyde		C ₁₁ H ₈ O ₂	708-06-5	172.181	pr (al), nd (AcOEt)	83	192 ²⁷			i H ₂ O; s EtOH, eth, aq alk, sulf, peth
6113	2-Hydroxy-1-naphthalenecarboxylic acid	2-Hydroxy-1-naphthoic acid	C ₁₁ H ₆ O ₃	2283-08-1	188.180		157.3				sl H ₂ O; vs EtOH; s eth, ace, bz, lig, chl
6114	1-Hydroxy-2-naphthalenecarboxylic acid	1-Hydroxy-2-naphthoic acid	C ₁₁ H ₆ O ₃	86-48-6	188.180	cry (al) nd (al, eth, bz)	195				sl H ₂ O; vs EtOH, eth; s bz
6115	3-Hydroxy-2-naphthalenecarboxylic acid	3-Hydroxy-2-naphthoic acid	C ₁₁ H ₆ O ₃	92-70-6	188.180	nd (dil al) ye lf (dil al)	222.5				sl H ₂ O; vs EtOH, eth; s bz, chl, tol
6116	2-Hydroxy-1,4-naphthalenedione	Lawsone	C ₁₀ H ₆ O ₃	83-72-7	174.153	ye pr (HOAc)	195 dec				vs EtOH; i eth, bz, chl; s HOAc
6117	5-Hydroxy-1,4-naphthalenedione	Juglone	C ₁₀ H ₆ O ₃	481-39-0	174.153	ye nd (bz) peth	155	sub			i H ₂ O; s EtOH, eth, bz; vs chl; sl lig
6118	7-Hydroxy-1,3-naphthalenedisulfonic acid	2-Naphthol-6,8-disulfonic acid	C ₁₀ H ₆ O ₇ S ₂	118-32-1	304.297						s H ₂ O
6119	3-Hydroxy-2,7-naphthalenedisulfonic acid	2-Naphthol-3,6-disulfonic acid	C ₁₀ H ₆ O ₇ S ₂	148-75-4	304.297	hyg nd	dec				vs H ₂ O, EtOH
6120	6-Hydroxy-2-naphthalenepropanoic acid	Allenolic acid	C ₁₃ H ₁₂ O ₃	553-39-9	216.232	cry (dil MeOH)	180.5				vs py, EtOH, MeOH
6121	4-Hydroxy-1-naphthalenesulfonic acid	1-Naphthol-4-sulfonic acid	C ₁₀ H ₆ O ₄ S	84-87-7	224.234	tab or pl (w)	170 dec				vs H ₂ O; i eth
6122	7-Hydroxy-1-naphthalenesulfonic acid	Croceic acid	C ₁₀ H ₆ O ₄ S	132-57-0	224.234						s H ₂ O
6123	1-Hydroxy-2-naphthalenesulfonic acid	1-Naphthol-2-sulfonic acid	C ₁₀ H ₆ O ₄ S	567-18-0	224.234	pl (w)	>250				sl H ₂ O, dil HCl; s EtOH; i eth
6124	6-Hydroxy-2-naphthalenesulfonic acid	2-Naphthol-6-sulfonic acid	C ₁₀ H ₆ O ₄ S	93-01-6	224.234	lf, cry (w+1)	125				vs H ₂ O, EtOH; i eth; s HOAc
6125	Hydroxynaphthol blue, trisodium salt		C ₂₀ H ₁₄ N ₂ Na ₃ O ₁₁ S ₃	63451-35-4	620.471	dk red cry					



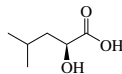
6093

5-Hydroxy-2-methyl-1,4-naphthalenedione



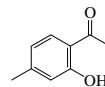
6094

2-(Hydroxymethyl)-2-nitro-1,3-propanediol



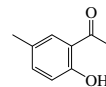
6095

2-Hydroxy-4-methylpentanoic acid, (S)-



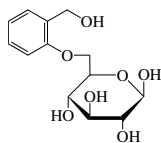
6096

1-(2-Hydroxy-4-methylphenyl)ethanone

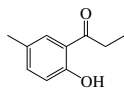


6097

1-(2-Hydroxy-5-methylphenyl)ethanone

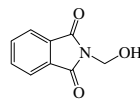


6098

2-(Hydroxymethyl)phenyl- β -D-glucopyranoside

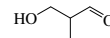
6099

1-(2-Hydroxy-5-methylphenyl)-1-propanone



6100

N-(Hydroxymethyl)phthalimide



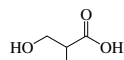
6101

3-Hydroxy-2-methylpropanal



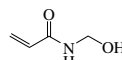
6102

2-Hydroxy-2-methylpropanoic acid



6103

3-Hydroxy-2-methylpropanoic acid



6104

N-(Hydroxymethyl)-2-propenamide



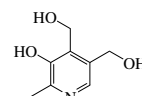
6105

4-Hydroxy-6-methyl-2H-pyran-2-one



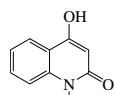
6106

3-Hydroxy-2-methyl-4H-pyran-4-one



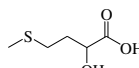
6107

5-Hydroxy-6-methyl-3,4-pyridinedimethanol



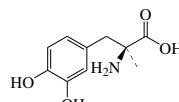
6108

4-Hydroxy-1-methyl-2-quinolinone

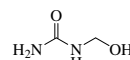


6109

2-Hydroxy-4-(methylthio)butanoic acid

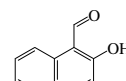


6110

3-Hydroxy- α -methyl-L-tyrosine

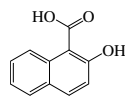
6111

(Hydroxymethyl)urea



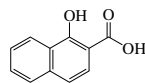
6112

2-Hydroxy-1-naphthalenecarboxaldehyde



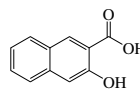
6113

2-Hydroxy-1-naphthalenecarboxylic acid



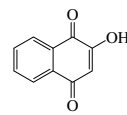
6114

1-Hydroxy-2-naphthalenecarboxylic acid



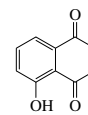
6115

3-Hydroxy-2-naphthalenecarboxylic acid



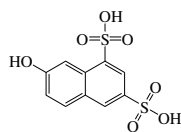
6116

2-Hydroxy-1,4-naphthalenedione



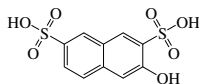
6117

5-Hydroxy-1,4-naphthalenedione



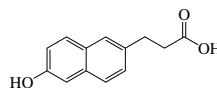
6118

7-Hydroxy-1,3-naphthalenedisulfonic acid



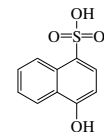
6119

3-Hydroxy-2,7-naphthalenedisulfonic acid



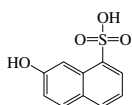
6120

6-Hydroxy-2-naphthalenepropanoic acid



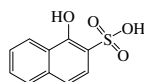
6121

4-Hydroxy-1-naphthalenesulfonic acid



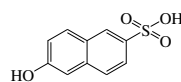
6122

7-Hydroxy-1-naphthalenesulfonic acid



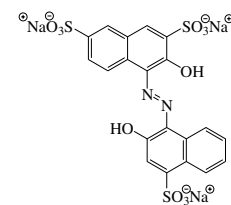
6123

1-Hydroxy-2-naphthalenesulfonic acid



6124

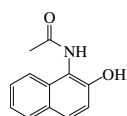
6-Hydroxy-2-naphthalenesulfonic acid



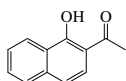
6125

Hydroxynaphthol blue, trisodium salt

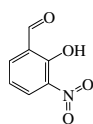
No.	Name	Synonym	Mol. Form.	CAS RN	Mol. Wt.	Physical Form	mp/°C	bp/°C	den g cm ⁻³	n _D	Solubility
6126	<i>N</i> -(2-Hydroxy-1-naphthyl)-acetamide		C ₁₂ H ₁₁ NO ₂	117-93-1	201.221	lf (w, dil al)	235 dec	sub			vs ace, bz, eth, EtOH
6127	1-(1-Hydroxy-2-naphthyl)-ethanone		C ₁₂ H ₁₀ O ₂	711-79-5	186.206	pr (bz, lig) grn-ye nd (al)	98.6(0.2)	325 dec			vs bz, HOAc
6128	2-Hydroxy-3-nitrobenzaldehyde		C ₇ H ₅ NO ₄	5274-70-4	167.120	nd (HOAc)	109.5				vs bz, EtOH
6129	2-Hydroxy-5-nitrobenzaldehyde		C ₇ H ₅ NO ₄	97-51-8	167.120	cry (dil HOAc)	127.0				s ace
6130	2-Hydroxy-3-nitrobenzoic acid	3-Nitrosalicylic acid	C ₇ H ₅ NO ₅	85-38-1	183.119	ye nd (HOAc, w+1)	148				sl H ₂ O; vs EtOH, eth; s ace, bz, chl
6131	2-Hydroxy-5-nitrobenzoic acid	5-Nitrosalicylic acid	C ₇ H ₅ NO ₅	96-97-9	183.119	nd (w)	229.5		1.650 ²⁰		sl H ₂ O; vs EtOH, eth, ace, bz; s chl
6132	2-Hydroxy-1,2,3-nonadecanetricarboxylic acid	Agaricic acid	C ₂₂ H ₄₀ O ₇	666-99-9	416.549	cry pow	142 dec				s H ₂ O; sl EtOH, eth; i bz, chl
6133	12-Hydroxyoctadecanoic acid	12-Hydroxysteric acid	C ₁₈ H ₃₆ O ₃	106-14-9	300.477	cry (al)	82				i H ₂ O; s EtOH, eth, chl
6134	<i>cis</i> -12-Hydroxy-9-octadecenoic acid, (<i>R</i>)-	Ricinoleic acid	C ₁₈ H ₃₄ O ₃	141-22-0	298.461	visc liq	-8.28(0.02)	227 ¹⁰	0.9450 ²¹	1.4716 ²¹	i H ₂ O; vs eth, EtOH
6135	2-Hydroxyoctanoic acid		C ₈ H ₁₆ O ₃	617-73-2	160.211	pl	70	162 ¹⁰			sl H ₂ O, chl; vs EtOH, eth
6136	5-Hydroxy-4-octanone	Butyrolin	C ₈ H ₁₆ O ₂	496-77-5	144.212	liq	-10	185	0.9107 ¹⁶	1.4345 ¹⁶	
6137	[2-Hydroxy-4-(octyloxy)-phenyl]phenylmethanone	Octabenzene	C ₂₁ H ₂₆ O ₃	1843-05-6	326.429		48.5				
6138	3-Hydroxy-2-oxopropanoic acid	Hydroxypyruvic acid	C ₃ H ₄ O ₄	1113-60-6	104.062		81 dec				
6139	3-Hydroxy-4-oxo-4 <i>H</i> -pyran-2,6-dicarboxylic acid	Meconic acid	C ₇ H ₄ O ₇	497-59-6	200.103	orth pl (w, dil HCl) (+3w)	120 dec				sl H ₂ O, MeOH, ace, eth; s EtOH, bz
6140	2-Hydroxypentanoic acid		C ₆ H ₁₀ O ₃	617-31-2	118.131	hyg pl	34	sub			s H ₂ O, EtOH, eth
6141	5-Hydroxy-2-pentanone		C ₅ H ₁₀ O ₂	1071-73-4	102.132			209	1.0071 ²⁰	1.4390 ²⁰	msc H ₂ O; s EtOH, eth
6142	7-Hydroxy-3 <i>H</i> -phenoxazin-3-one	Resorufine	C ₁₂ H ₇ NO ₃	635-78-9	213.189	br nd (PhNO ₂) pr (HCl)					i H ₂ O; sl EtOH; i eth; vs alk
6143	<i>N</i> -(2-Hydroxyphenyl)-acetamide		C ₈ H ₉ NO ₂	614-80-2	151.163	pl (dil al)	209				sl H ₂ O; vs EtOH, eth, bz; s DMSO
6144	<i>N</i> -(3-Hydroxyphenyl)-acetamide		C ₈ H ₉ NO ₂	621-42-1	151.163	nd (w)	148.5				vs H ₂ O, EtOH; sl eth, bz, chl, DMSO
6145	<i>N</i> -(4-Hydroxyphenyl)-acetamide	Acetaminophen	C ₈ H ₉ NO ₂	103-90-2	151.163	mcl pr (w)	168.0(0.5)		1.293 ²¹		i H ₂ O; vs EtOH
6146	2-[(4-Hydroxyphenyl)azo]-benzoic acid		C ₁₃ H ₁₀ N ₂ O ₃	1634-82-8	242.229		206				sl DMSO
6147	2-Hydroxy- <i>N</i> -phenylbenzamide	Salicylanilide	C ₁₃ H ₁₁ NO ₂	87-17-2	213.232	pr (w, al)	136.5				s H ₂ O; sl EtOH, eth, bz, chl
6148	<i>N</i> -Hydroxy- <i>N</i> -phenylbenzamide		C ₁₃ H ₁₁ NO ₂	304-88-1	213.232		121(1)				
6149	α -Hydroxy- α -phenylbenzeneacetic acid	Benzilic acid	C ₁₄ H ₁₂ O ₃	76-93-7	228.243	mcl nd (w)	149(2)	180 dec			sl H ₂ O, ace; vs EtOH, eth; s con sulf
6150	3-Hydroxy-2-phenyl-4 <i>H</i> -1-benzopyran-4-one		C ₁₅ H ₁₀ O ₃	577-85-5	238.238	pa ye nd (al)	169.5				s EtOH
6151	<i>N</i> -(4-Hydroxyphenyl)-butanamide	4'-Hydroxybutyranilide	C ₁₀ H ₁₃ NO ₂	101-91-7	179.216	nd (w)	139.5				vs H ₂ O, EtOH
6152	4-(4-Hydroxyphenyl)-2-butanone		C ₁₀ H ₁₂ O ₂	5471-51-2	164.201		82.5				
6153	1-(2-Hydroxyphenyl)ethanone	2-Hydroxyacetophenone	C ₈ H ₈ O ₂	118-93-4	136.149		2.5	218	1.1307 ²⁰	1.5584 ²⁰	vs eth, EtOH, HOAc
6154	1-(3-Hydroxyphenyl)ethanone	3-Hydroxyacetophenone	C ₈ H ₈ O ₂	121-71-1	136.149	nd or lf	94(3)	296	1.0992 ¹⁰⁹	1.5348 ¹⁰⁹	sl H ₂ O; vs EtOH, eth, bz, chl; i lig
6155	1-(4-Hydroxyphenyl)ethanone	4-Hydroxyacetophenone	C ₈ H ₈ O ₂	99-93-4	136.149	nd (eth, dil al)	108.2(0.5)	147 ³	1.1090 ¹⁰⁹	1.5577 ¹⁰⁹	sl H ₂ O, DMSO; vs EtOH, eth
6156	4-Hydroxyphenyl- β - <i>D</i> -glucopyranoside	Arbutin	C ₁₂ H ₁₆ O ₇	497-76-7	272.251	nd (w+1)	199.5				vs H ₂ O; s EtOH; sl eth; i bz, chl, CS ₂
6157	2-(4-Hydroxyphenyl)- <i>D</i> -glycine	Oxfenicine	C ₈ H ₉ NO ₃	22818-40-2	167.162	cry	240 dec				



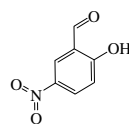
6126
N-(2-Hydroxy-1-naphthyl)acetamide



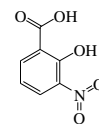
6127
1-(1-Hydroxy-2-naphthyl)ethanone



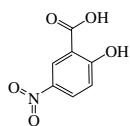
6128
2-Hydroxy-3-nitrobenzaldehyde



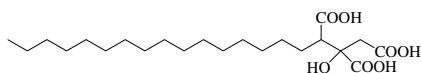
6129
2-Hydroxy-5-nitrobenzaldehyde



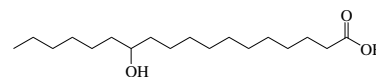
6130
2-Hydroxy-3-nitrobenzoic acid



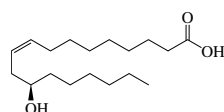
6131
2-Hydroxy-5-nitrobenzoic acid



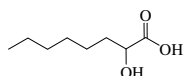
6132
2-Hydroxy-1,2,3-nonadecanetricarboxylic acid



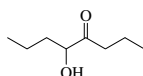
6133
12-Hydroxyoctadecanoic acid



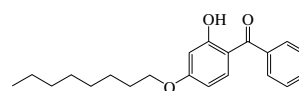
6134
cis-12-Hydroxy-9-octadecenoic acid, (*R*)-



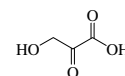
6135
2-Hydroxyoctanoic acid



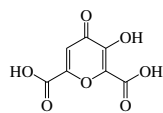
6136
5-Hydroxy-4-octanone



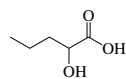
6137
[2-Hydroxy-4-(octyloxy)phenyl]phenylmethanone



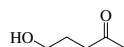
6138
3-Hydroxy-2-oxopropanoic acid



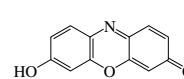
6139
3-Hydroxy-4-oxo-4*H*-pyran-2,6-dicarboxylic acid



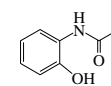
6140
2-Hydroxypentanoic acid



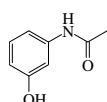
6141
5-Hydroxy-2-pentanone



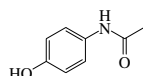
6142
7-Hydroxy-3*H*-phenoxazin-3-one



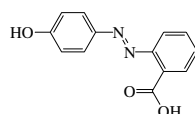
6143
N-(2-Hydroxyphenyl)acetamide



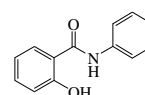
6144
N-(3-Hydroxyphenyl)acetamide



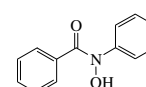
6145
N-(4-Hydroxyphenyl)acetamide



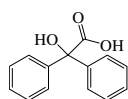
6146
2-[(4-Hydroxyphenyl)azo]benzoic acid



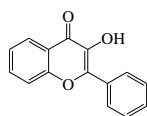
6147
2-Hydroxy-*N*-phenylbenzamide



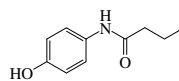
6148
N-Hydroxy-*N*-phenylbenzamide



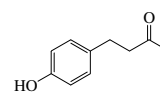
6149
 α -Hydroxy- α -phenylbenzeneacetic acid



6150
3-Hydroxy-2-phenyl-4*H*-1-benzopyran-4-one



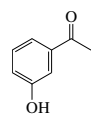
6151
N-(4-Hydroxyphenyl)butanamide



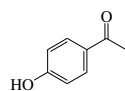
6152
4-(4-Hydroxyphenyl)-2-butanone



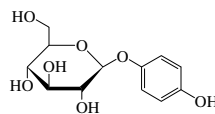
6153
1-(2-Hydroxyphenyl)ethanone



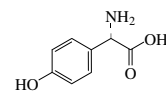
6154
1-(3-Hydroxyphenyl)ethanone



6155
1-(4-Hydroxyphenyl)ethanone

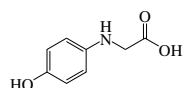


6156
4-Hydroxyphenyl- β -*D*-glucopyranoside

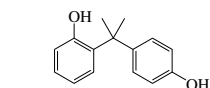


6157
2-(4-Hydroxyphenyl)-*D*-glycine

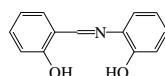
No.	Name	Synonym	Mol. Form.	CAS RN	Mol. Wt.	Physical Form	mp/°C	bp/°C	den g cm ⁻³	n _D	Solubility
6158	<i>N</i> -(4-Hydroxyphenyl)glycine		C ₈ H ₉ NO ₃	122-87-2	167.162	lf (w) pl (w)	246 dec				sl H ₂ O, EtOH; i eth; s AcOEt, chl
6159	2-(2-Hydroxyphenyl)-2-(4-hydroxyphenyl)propane	2,4'-Isopropylidenediphenol	C ₁₅ H ₁₆ O ₂	837-08-1	228.287	cry (bz)	111				
6160	2-[[[(2-Hydroxyphenyl)imino]methyl]phenol	<i>N</i> -Salicylidene- <i>o</i> -aminophenol	C ₁₃ H ₁₁ NO ₂	1761-56-4	213.232		185				
6161	<i>N</i> -Hydroxy- <i>N</i> -(phenylmethyl)-benzenemethanamine		C ₁₄ H ₁₅ NO	621-07-8	213.275		122.5				s chl
6162	<i>N</i> -(4-Hydroxyphenyl)-octadecanamide		C ₂₄ H ₄₁ NO ₂	103-99-1	375.589		133.8	239.5 ¹⁰			i H ₂ O; sl eth, bz, chl; s ace
6163	3-(4-Hydroxyphenyl)-2-oxopropanoic acid	4-Hydroxy- α -oxobenzenepropanoic acid	C ₉ H ₈ O ₄	156-39-8	180.158	cry (w)	220 dec				s H ₂ O; dec alk
6164	(2-Hydroxyphenyl)-phenylmethanone	2-Hydroxybenzophenone	C ₁₃ H ₁₀ O ₂	117-99-7	198.217	pl (dil al)	35(3)	250 ⁶⁰			i H ₂ O; vs EtOH, eth, bz; sl chl, peth
6165	1-(2-Hydroxyphenyl)-3-phenyl-2-propen-1-one	2'-Hydroxychalcone	C ₁₅ H ₁₂ O ₂	1214-47-7	224.255		90				
6166	2-Hydroxy-1-phenyl-1-propanone		C ₉ H ₁₀ O ₂	5650-40-8	150.174	ye oil		251	1.1085 ¹⁸	1.536 ²³	
6167	1-(2-Hydroxyphenyl)-1-propanone		C ₉ H ₁₀ O ₂	610-99-1	150.174			150 ⁸⁰		1.5501 ²⁰	sl H ₂ O; s EtOH, eth, etc, alk
6168	1-(4-Hydroxyphenyl)-1-propanone	Paroxypropione	C ₉ H ₁₀ O ₂	70-70-2	150.174	wh nd or pl (w)	149				sl H ₂ O, ace; s EtOH, eth, alk
6169	3-(4-Hydroxyphenyl)-2-propenoic acid	<i>p</i> -Coumaric acid	C ₉ H ₈ O ₃	7400-08-0	164.158	nd	212(11)				vs eth, EtOH
6170	3-Hydroxy-2-phenyl-4-quinolinecarboxylic acid	Oxycinchophen	C ₁₆ H ₁₁ NO ₃	485-89-2	265.263	ye pr (al)	206 dec				vs bz, EtOH, HOAc
6171	<i>N</i> -Hydroxypiperidine	1-Piperidinol	C ₅ H ₁₁ NO	4801-58-5	101.147	hyg	39.3	110 ⁵⁵			
6172	3-Hydroxypregnan-20-one, (3 α ,5 α)	Allopregnan-3 α -ol-20-one	C ₂₁ H ₃₄ O ₂	516-54-1	318.494	cry (al)	177				
6173	3-Hydroxypregnan-20-one, (3 β ,5 α)	Allopregnan-3 β -ol-20-one	C ₂₁ H ₃₄ O ₂	516-55-2	318.494		170(15)				
6174	17-Hydroxypregn-4-ene-3,20-dione	17 α -Hydroxyprogesterone	C ₂₁ H ₃₀ O ₃	68-96-2	330.461						sl chl
6175	21-Hydroxypregn-4-ene-3,20-dione	Deoxycorticosterone	C ₂₁ H ₃₀ O ₃	64-85-7	330.461	pl (eth)	141.5				sl H ₂ O, eth; vs EtOH, ace; s chl
6176	21-Hydroxypregn-4-ene-3,11,20-trione	11-Dehydrocorticosterone	C ₂₁ H ₂₈ O ₄	72-23-1	344.445	pr (ace-w, al, ace-eth)	183.5				i H ₂ O; s EtOH, ace, bz
6177	<i>cis</i> -4-Hydroxy- <i>L</i> -proline		C ₅ H ₈ NO ₃	618-27-9	131.130	nd (w+1)	239.5				vs H ₂ O
6178	<i>trans</i> -4-Hydroxy- <i>L</i> -proline		C ₅ H ₈ NO ₃	51-35-4	131.130	lf (dil al) pr (w)	274				vs H ₂ O; sl EtOH
6179	3-Hydroxypropanal	Hydracrolein	C ₃ H ₆ O ₂	2134-29-4	74.079			90 ¹⁸			vs ace, eth, EtOH
6180	Hydroxypropanedioic acid	Tartronic acid	C ₃ H ₄ O ₅	80-69-3	120.061	pr (w+1)	157	sub			s H ₂ O, EtOH; sl eth
6181	2-Hydroxypropanenitrile	Acetaldehyde cyanohydrin	C ₃ H ₅ NO	78-97-7	71.078	liq	-40.0(0.5)	184(3)	0.9877 ²⁰	1.4058 ¹⁸	msc H ₂ O, EtOH; s eth, chl; i CS ₂ , peth
6182	3-Hydroxypropanenitrile	Hydracrylonitrile	C ₃ H ₅ NO	109-78-4	71.078	liq	-46	218(5)	1.0404 ²⁵	1.4248 ²⁰	msc H ₂ O, EtOH; sl eth; s chl; i CS ₂
6183	3-Hydroxypropanoic acid	Hydracrylic acid	C ₃ H ₆ O ₃	503-66-2	90.078	syr		dec		1.4489 ²⁰	vs H ₂ O; s EtOH; msc eth
6184	1-Hydroxy-2-propanone	Acetone alcohol	C ₃ H ₆ O ₂	116-09-6	74.079	hyg liq	-17	145.5	1.0805 ²⁰	1.4295 ²⁰	vs H ₂ O, EtOH, eth
6185	4-(3-Hydroxy-1-propenyl)-2-methoxyphenol	Coniferyl alcohol	C ₁₀ H ₁₂ O ₃	458-35-5	180.200	pr (eth-lig)	74	164 ³			i H ₂ O; s EtOH, alk; vs eth
6186	2-Hydroxypropyl acrylate		C ₆ H ₁₀ O ₃	999-61-1	130.141	liq		70 ²			
6187	(2-Hydroxypropyl)-trimethylammonium chloride		C ₆ H ₁₆ ClNO	2382-43-6	153.650	pr (Bu OH)	165	dec			vs H ₂ O, EtOH
6188	3-Hydroxy-1- <i>H</i> -pyridin-2-one		C ₅ H ₅ NO ₂	16867-04-2	111.100		245 dec				
6189	1-Hydroxy-2,5-pyrrolidinedione	<i>N</i> -Hydroxysuccinimide	C ₄ H ₅ NO ₃	6066-82-6	115.088	hyg	96.3				sl DMSO
6190	4-Hydroxy-2-quinolinecarboxylic acid	Kynurenic acid	C ₁₀ H ₇ NO ₃	492-27-3	189.168	ye nd (+w, dil al)	282.5				sl H ₂ O; s EtOH; i eth; vs alk
6191	8-Hydroxy-5-quinolinesulfonic acid		C ₉ H ₇ NO ₄ S	84-88-8	225.222	ye lf, nd (+1w) (dil HCl)	322.5				sl H ₂ O
6192	4-Hydroxy-2-quinolinone	2,4-Quinolinediol	C ₉ H ₇ NO ₂	86-95-3	161.158		353(4)				sl EtOH, PhNO ₂ , gl HOAc



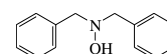
6158
N-(4-Hydroxyphenyl)glycine



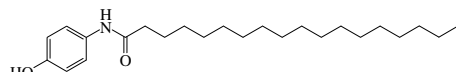
6159
2-(2-Hydroxyphenyl)-2-(4-hydroxyphenyl)propane



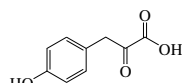
6160
2-[[[2-Hydroxyphenyl]imino]methyl]phenol



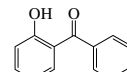
6161
N-Hydroxy-*N*-(phenylmethyl)benzenemethanamine



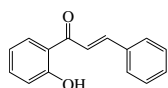
6162
N-(4-Hydroxyphenyl)octadecanamide



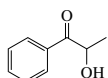
6163
3-(4-Hydroxyphenyl)-2-oxopropanoic acid



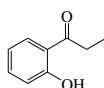
6164
(2-Hydroxyphenyl)phenylmethanone



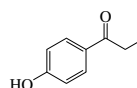
6165
1-(2-Hydroxyphenyl)-3-phenyl-2-propen-1-one



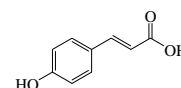
6166
2-Hydroxy-1-phenyl-1-propanone



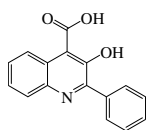
6167
1-(2-Hydroxyphenyl)-1-propanone



6168
1-(4-Hydroxyphenyl)-1-propanone



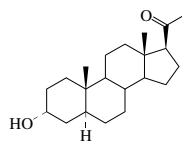
6169
3-(4-Hydroxyphenyl)-2-propenoic acid



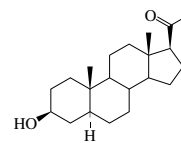
6170
3-Hydroxy-2-phenyl-4-quinolinecarboxylic acid



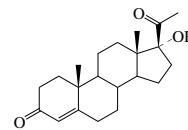
6171
N-Hydroxypiperidine



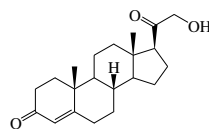
6172
3-Hydroxypregnan-20-one, (3 α ,5 α)



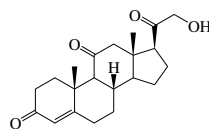
6173
3-Hydroxypregnan-20-one, (3 β ,5 α)



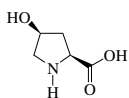
6174
17-Hydroxypregn-4-ene-3,20-dione



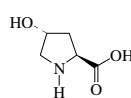
6175
21-Hydroxypregn-4-ene-3,20-dione



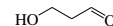
6176
21-Hydroxypregn-4-ene-3,11,20-trione



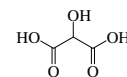
6177
cis-4-Hydroxy-*L*-proline



6178
trans-4-Hydroxy-*L*-proline



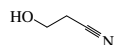
6179
3-Hydroxypropanal



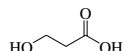
6180
Hydroxypropanedioic acid



6181
2-Hydroxypropanenitrile



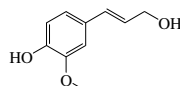
6182
3-Hydroxypropanenitrile



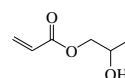
6183
3-Hydroxypropanoic acid



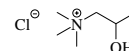
6184
1-Hydroxy-2-propanone



6185
4-(3-Hydroxy-1-propenyl)-2-methoxyphenol



6186
2-Hydroxypropyl acrylate



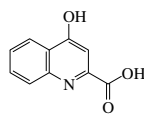
6187
(2-Hydroxypropyl)trimethylammonium chloride



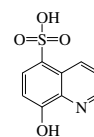
6188
3-Hydroxy-1*H*-pyridin-2-one



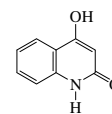
6189
1-Hydroxy-2,5-pyrrolidinedione



6190
4-Hydroxy-2-quinolinecarboxylic acid

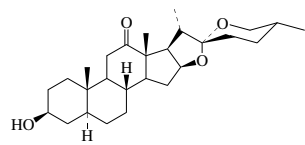


6191
8-Hydroxy-5-quinolinesulfonic acid

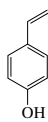


6192
4-Hydroxy-2-quinolinone

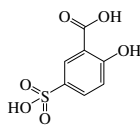
No.	Name	Synonym	Mol. Form.	CAS RN	Mol. Wt.	Physical Form	mp/°C	bp/°C	den g cm ⁻³	n _D	Solubility
6193	3-Hydroxyxystrostan-12-one, (3 β ,5 α ,25 β)-	Hecogenin	C ₂₇ H ₄₂ O ₄	467-55-0	430.620	pl (eth)	266.5				vs ace, eth, EtOH
6194	4-Hydroxystyrene	4-Vinylphenol	C ₈ H ₈ O	2628-17-3	120.149		72(2)				
6195	2-Hydroxy-5-sulfobenzoic acid	5-Sulfosalicylic acid	C ₇ H ₆ O ₆ S	97-05-2	218.184	hyg nd	120				vs H ₂ O; vs EtOH, eth
6196	2-Hydroxy-5-sulfobenzoic acid dihydrate	5-Sulfosalicylic acid dihydrate	C ₇ H ₁₀ O ₈ S	5965-83-3	254.214	wh cry (w)					vs H ₂ O; vs EtOH, eth
6197	4-Hydroxy-2,2,6,6-tetramethylpiperidine	2,2,6,6-Tetramethyl-4-piperidinol	C ₉ H ₁₉ NO	2403-88-5	157.253		130	213.5			
6198	5-Hydroxytryptamine	3-(2-Aminoethyl)indol-5-ol	C ₁₀ H ₁₂ N ₂ O	50-67-9	176.214						s H ₂ O
6199	5-Hydroxy-DL-tryptophan		C ₁₁ H ₁₂ N ₂ O ₃	114-03-4	220.224	rod or nd (al)	300 dec				
6200	Hydroxyurea		CH ₃ N ₂ O ₂	127-07-1	76.055	nd (al)	141	dec			vs H ₂ O
6201	Hydroxyzine		C ₂₁ H ₂₇ ClN ₂ O ₂	68-88-2	374.904	oil		220 ^{0.5}			
6202	Hymecromone <i>O,O</i> -diethyl phosphorothioate		C ₁₄ H ₁₇ O ₃ PS	299-45-6	328.321	nd	38	210 ^{1.0} dec	1.260 ³⁸	1.5685 ³⁷	vs H ₂ O; sl peth
6203	Hymenoxone		C ₁₂ H ₂₂ O ₅	57377-32-9	282.333	cry					
6204	Hyoscyamine	Tropine tropate	C ₁₇ H ₂₃ NO ₃	101-31-5	289.370	tetr nd (dil al)	108.5				sl H ₂ O, eth, bz; vs EtOH, chl
6205	Hypoglycin A		C ₇ H ₁₁ NO ₂	156-56-9	141.168	ye pl (Me aq)	282				
6206	Hypoxanthine		C ₅ H ₄ N ₄ O	68-94-0	136.112	oct nd (w)	150 dec				sl H ₂ O; s alk, dil acid
6207	Ibuprofen	2-(4-Isobutylphenyl)propanoic acid	C ₁₃ H ₁₈ O ₂	15687-27-1	206.281	col cry	75(1)				sl H ₂ O; s os
6208	Icosylamine	1-Eicosanamine	C ₂₀ H ₄₃ N	10525-37-8	297.562			389(15)			
6209	<i>D</i> -Idose		C ₆ H ₁₂ O ₆	5978-95-0	180.155	syr					vs H ₂ O
6210	<i>L</i> -Idose		C ₆ H ₁₂ O ₆	5934-56-5	180.155	syr					vs H ₂ O
6211	Imazalil		C ₁₂ H ₁₄ Cl ₂ N ₂ O	35554-44-0	297.179		50.2(0.5)	dec	1.243 ²³		
6212	Imazapyr		C ₁₃ H ₁₃ N ₃ O ₃	81334-34-1	261.276		171				
6213	Imazaquin		C ₁₇ H ₁₇ N ₃ O ₃	81335-37-7	311.335		221				
6214	Imazethapyr		C ₁₅ H ₁₉ N ₃ O ₃	81335-77-5	289.330		173				
6215	Imidazole	1,3-Diazole	C ₃ H ₄ N ₂	288-32-4	68.077	mcl pr (bz)	89.52(0.04)	257	1.0303 ¹⁰¹	1.4801 ¹⁰¹	vs H ₂ O, EtOH; s eth, ace, py; sl bz
6216	1 <i>H</i> -Imidazole-4,5-dicarboxylic acid		C ₅ H ₄ N ₂ O ₄	570-22-9	156.097	pr	290 dec		1.749 ²⁵		sl H ₂ O, py; i EtOH, eth, bz
6217	1 <i>H</i> -Imidazole-4-ethanamine, dihydrochloride		C ₅ H ₁₁ Cl ₂ N ₃	56-92-8	184.066	pl (eth-HOAc), pr (w)	251.3		1.43 ²⁰		vs H ₂ O, MeOH
6218	2,4-Imidazolidinedione	Hydantoin	C ₃ H ₄ N ₂ O ₂	461-72-3	100.076	nd (MeOH), lf (w)	220				s H ₂ O, EtOH, alk; sl eth; i peth
6219	2-Imidazolidinethione	Ethylene thiourea	C ₃ H ₆ N ₂ S	96-45-7	102.158	nd (al), pr (al)	203				vs H ₂ O; s EtOH; i eth, bz, chl; sl DMSO
6220	Imidazolidinetrione	Parabanic acid	C ₃ H ₂ N ₂ O ₃	120-89-8	114.059	mcl nd (w)	247(3)	100 sub			s H ₂ O; vs EtOH
6221	2-Imidazolidinone	Ethylene urea	C ₃ H ₆ N ₂ O	120-93-4	86.092		131.7(0.5)				vs H ₂ O, EtOH; sl eth, chl
6222	Imidodicarbonic diamide	Biuret	C ₂ H ₅ N ₃ O ₂	108-19-0	103.080	pl (al), nd (w+1)	190 dec				sl H ₂ O; vs EtOH; i eth
6223	3,3'-Iminobispropanenitrile	Bis(2-cyanoethyl)amine	C ₆ H ₈ N ₃	111-94-4	123.155		-6(1)	162 ⁵	1.0165 ²⁰		
6224	Iminodiacetic acid	Diglycine	C ₄ H ₇ NO ₄	142-73-4	133.104	orth pr	247.5				sl H ₂ O; i EtOH, eth
6225	Iminodiacetic acid, dinitrile	2,2'-Iminobisacetoneitrile	C ₄ H ₅ N ₃	628-87-5	95.103		78				s H ₂ O, EtOH; sl eth, bz, chl
6226	Imipramine		C ₁₉ H ₂₄ N ₂	50-49-7	280.407			160 ^{0.1}			
6227	Imipramine hydrochloride	Tofranil	C ₁₉ H ₂₅ ClN ₂	113-52-0	316.868		174.5				vs H ₂ O; s EtOH; sl ace
6228	Imperatorin		C ₁₆ H ₁₄ O ₄	482-44-0	270.280	cry (al)	102				sl H ₂ O; s EtOH, eth, bz, peth; vs chl
6229	Indaconitine		C ₃₄ H ₄₇ NO ₁₀	4491-19-4	629.738	cry	202 dec				vs eth, EtOH, chl
6230	Indalone	Butopyronoxyl	C ₁₂ H ₁₆ O ₄	532-34-3	226.269	ye-red liq		263	1.057 ²⁰	1.475 ²⁵	i H ₂ O; vs EtOH, eth, chl
6231	Indan		C ₉ H ₁₀	496-11-7	118.175	liq	-51.34(0.02)	177.8(0.4)	0.9639 ²⁰	1.5378 ²⁰	i H ₂ O; msc EtOH, eth; sl chl
6232	1-Indanamine	1-Aminoindane	C ₉ H ₁₁ N	34698-41-4	133.190			221	1.038 ¹⁵	1.5613 ²⁰	sl H ₂ O; s eth, ace, bz
6233	1 <i>H</i> -Indazole	1 <i>H</i> -Benzopyrazole	C ₇ H ₆ N ₂	271-44-3	118.136	nd (al, w)	146.1(0.6)	269			s H ₂ O, EtOH, eth



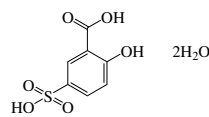
6193
3-Hydroxyspirostan-12-one, (3β,5α,25R)-



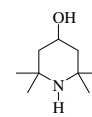
6194
4-Hydroxystyrene



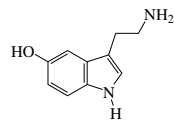
6195
2-Hydroxy-5-sulfobenzoic acid



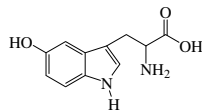
6196
2-Hydroxy-5-sulfobenzoic acid dihydrate



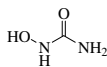
6197
4-Hydroxy-2,2,6,6-tetramethylpiperidine



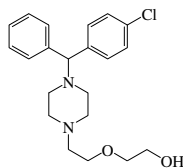
6198
5-Hydroxytryptamine



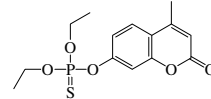
6199
5-Hydroxy-DL-tryptophan



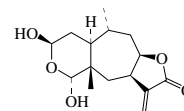
6200
Hydroxyurea



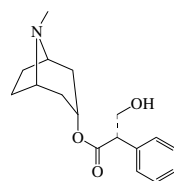
6201
Hydroxyzine



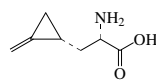
6202
Hymecromone O,O-diethyl phosphorothioate



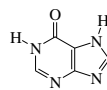
6203
Hymenoxone



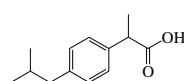
6204
Hyoscyamine




6205
Hypoglycin A



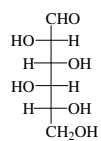
6206
Hypoxanthine



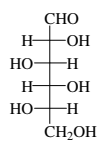
6207
Ibuprofen



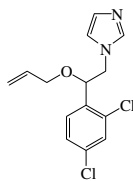
6208
Icosylamine



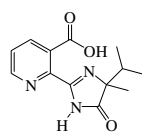
6209
D-Idose



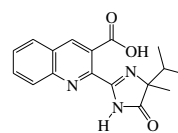
6210
L-Idose



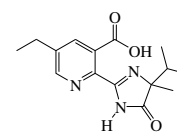
6211
Imazali



6212
Imazapyr



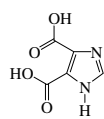
6213
Imazaquin



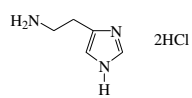
6214
Imazethapyr



6215
Imidazole



6216
1H-Imidazole-4,5-dicarboxylic acid



6217
1H-Imidazole-4-ethanamine, dihydrochloride



6218
2,4-Imidazolidinedione



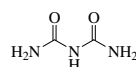
6219
2-Imidazolidinethione



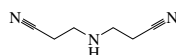
6220
Imidazolidinetrione



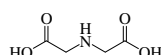
6221
2-Imidazolidinone



6222
Imidodicarbonic diamide



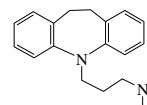
6223
3,3'-Iminobispropanenitrile



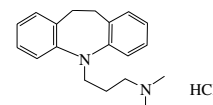
6224
Iminodiacetic acid



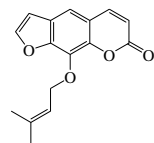
6225
Iminodiacetic acid, dinitrile



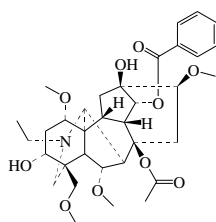
6226
Imipramine



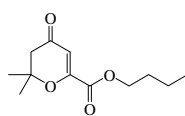
6227
Imipramine hydrochloride



6228
Imperatorin



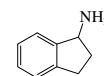
6229
Indaconitine



6230
Indalone



6231
Indan

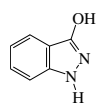
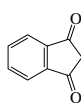
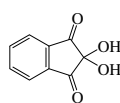
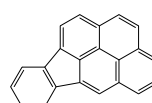
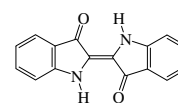
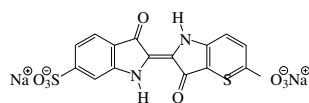
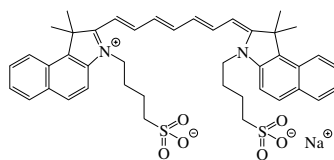
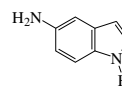
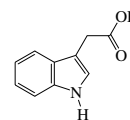
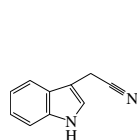
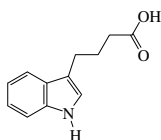
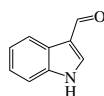
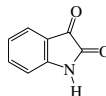
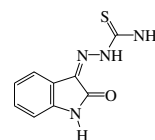
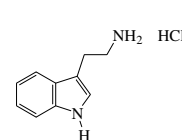
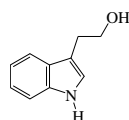
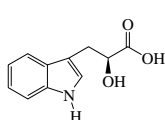
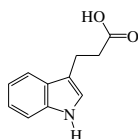
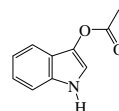
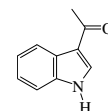
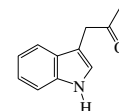
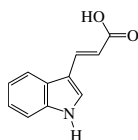
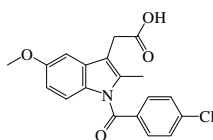
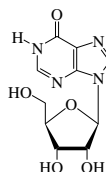
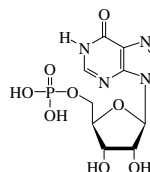
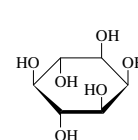
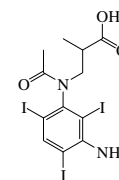
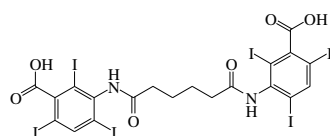


6232
1-Indanamine

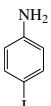

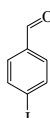


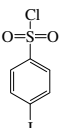


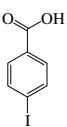
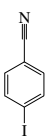

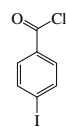
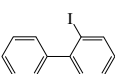
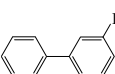
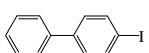




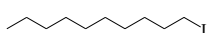








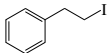
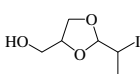
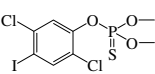

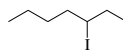
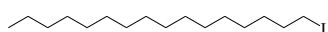
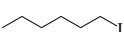



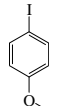


6233
1H-Indazole

No.	Name	Synonym	Mol. Form.	CAS RN	Mol. Wt.	Physical Form	mp/°C	bp/°C	den g cm ⁻³	<i>n</i> _D	Solubility
6234	1 <i>H</i> -Indazol-3-ol	1,2-Dihydro-3 <i>H</i> -indazol-3-one	C ₇ H ₆ N ₂ O	7364-25-2	134.135	nd or lf (MeOH) pl or nd (al)	252.5				sl H ₂ O, eth; s MeOH, EtOH
6235	Indene	Indonaphthene	C ₉ H ₈	95-13-6	116.160	liq	-1.45(0.02)	182.5(0.4)	0.9960 ²⁵	1.5768 ²⁰	i H ₂ O; msc EtOH, eth; s ace, bz, py; sl chl
6236	1 <i>H</i> -Indene-1,3(2 <i>H</i>)-dione		C ₉ H ₆ O ₂	606-23-5	146.143	nd (eth, lig)	129(3)		1.37 ²¹		sl H ₂ O, ctc; vs EtOH; s eth, bz, alk
6237	1 <i>H</i> -Indene-1,2,3-trione monohydrate	Ninhydrin	C ₉ H ₆ O ₄	485-47-2	178.142	pa ye pr (w, al)	242 dec				vs H ₂ O; s EtOH, alk; sl eth
6238	Indeno[1,2,3- <i>cd</i>]pyrene	1,10-(1,2-Phenylene)pyrene	C ₂₂ H ₁₂	193-39-5	276.330	ye cry (cy)	164(2)				
6239	Indigo		C ₁₆ H ₁₀ N ₂ O ₂	482-89-3	262.262	dk bl pow	390 dec	300 sub			
6240	5,5'-Indigodisulfonic acid, disodium salt	Indigo Carmine	C ₁₆ H ₈ N ₂ Na ₂ O ₈ S ₂	860-22-0	466.353	dk-bl pow					sl H ₂ O, EtOH; i os
6241	Indocyanine green		C ₄₃ H ₄₇ N ₂ NaO ₆ S ₂	3599-32-4	774.962	grn pow	244 dec				
6242	1 <i>H</i> -Indol-5-amine		C ₈ H ₈ N ₂	5192-03-0	132.163		132				
6243	1 <i>H</i> -Indole	2,3-Benzopyrrole	C ₈ H ₇ N	120-72-9	117.149	lf (w, peth) cry (eth)	52.3(0.6)	254(3)	1.22 ²⁵		s H ₂ O, bz; vs EtOH, eth, tol; sl ctc
6244	1 <i>H</i> -Indole-3-acetic acid	Indoleacetic acid	C ₁₀ H ₉ NO ₂	87-51-4	175.184	lf (bz), pl (chl)	168.5				i H ₂ O; vs EtOH; s eth, ace, bz; sl chl
6245	1 <i>H</i> -Indole-3-acetonitrile		C ₁₀ H ₈ N ₂	771-51-7	156.184		36	160 ^{9,2}			
6246	1 <i>H</i> -Indole-3-butyric acid	Indolebutyric acid	C ₁₂ H ₁₃ NO ₂	133-32-4	203.237		124.5				vs bz; s DMSO; i peth
6247	1 <i>H</i> -Indole-3-carboxaldehyde		C ₉ H ₇ NO	487-89-8	145.158		197.8				
6248	1 <i>H</i> -Indole-2,3-dione	Isatin	C ₈ H ₅ NO ₂	91-56-5	147.132	oran mcl pr	201(1)				s H ₂ O, ace, bz; vs EtOH; sl eth
6249	1 <i>H</i> -Indole-2,3-dione, 3-thiosemicarbazone	Isatin, 3-thiosemicarbazone	C ₉ H ₈ N ₄ OS	487-16-1	220.251		283				
6250	1 <i>H</i> -Indole-3-ethanamine, monohydrochloride	Tryptamine hydrochloride	C ₁₀ H ₁₃ ClN ₂	343-94-2	196.676	nd (al-bz or lig)	255				vs ace, EtOH
6251	1 <i>H</i> -Indole-3-ethanol	Tryptophol	C ₁₀ H ₁₁ NO	526-55-6	161.200	pr (bz-peth)	59	174 ²			vs ace, eth, EtOH, chl
6252	1 <i>H</i> -Indole-3-lactic acid, (S)-	α-Hydroxy-1 <i>H</i> -indole-3-propanoic acid	C ₁₁ H ₁₁ NO ₃	7417-65-4	205.210	cry (peth)	100				
6253	1 <i>H</i> -Indole-3-propanoic acid		C ₁₁ H ₁₁ NO ₂	830-96-6	189.211		134.5				sl H ₂ O, DMSO; vs EtOH, eth, ace, bz
6254	Indolizine		C ₈ H ₇ N	274-40-8	117.149	pl	75	205			i H ₂ O; s EtOH
6255	1 <i>H</i> -Indol-3-ol, acetate		C ₁₀ H ₉ NO ₂	608-08-2	175.184		129				
6256	1-(1 <i>H</i> -Indol-3-yl)ethanone		C ₁₀ H ₉ NO	703-80-0	159.184	nd (bz)	192.3	144 ¹⁰			vs EtOH
6257	1-(1 <i>H</i> -Indol-3-yl)-2-propanone	3-Indolylacetone	C ₁₁ H ₁₁ NO	1201-26-9	173.211	br orth (bz), nd (aq MeOH)	116				
6258	3-(1 <i>H</i> -Indol-3-yl)-2-propenoic acid	3-Indolylacrylic acid	C ₁₁ H ₉ NO ₂	1204-06-4	187.195		185 dec				
6259	Indomethacin		C ₁₉ H ₁₆ ClNO ₄	53-86-1	357.788		160(1)				
6260	Inosine	Hypoxanthine riboside	C ₁₀ H ₁₂ N ₄ O ₅	58-63-9	268.226	pl (w + 2), nd (80% al)	218 dec				sl H ₂ O; vs EtOH
6261	Inosine 5'-monophosphate	5'-Inosinic acid	C ₁₀ H ₁₃ N ₄ O ₈ P	131-99-7	348.206	visc liq or glass					vs H ₂ O; sl EtOH, eth
6262	<i>myo</i> -Inositol	(1α,2α,3α,4β,5α,6β)-Cyclohexanhexol	C ₆ H ₁₂ O ₆	87-89-8	180.155	cry (w)	223.8(0.4)		1.752		s H ₂ O
6263	Iocetamic acid		C ₁₂ H ₁₃ ClN ₂ O ₃	16034-77-8	613.955	wh-ye pow	225				i H ₂ O; sl EtOH, bz, eth, ace
6264	Iodipamide		C ₂₀ H ₁₄ I ₆ N ₂ O ₆	606-17-7	1139.761		307 dec				i H ₂ O, bz; sl EtOH, eth, ace
6265	2-Iodoacetamide		C ₂ H ₄ I ₂ NO	144-48-9	184.963		93.0				s H ₂ O; sl tfa
6266	Iodoacetic acid		C ₂ H ₃ IO ₂	64-69-7	185.948		82.5	dec			s H ₂ O, EtOH, peth; sl eth, chl
6267	Iodoacetone		C ₃ H ₅ IO	3019-04-3	183.975			62 ¹²	2.17 ¹⁵		s EtOH
6268	Iodoacetonitrile		C ₂ H ₂ IN	624-75-9	166.948			185	2.307 ²⁵	1.5744 ²⁰	
6269	Iodoacetylene		C ₂ HI	14545-08-5	151.933			32			
6270	2-Iodoaniline		C ₆ H ₆ IN	615-43-0	219.023	nd (dil al)	56.5(0.4)				sl H ₂ O; vs EtOH, eth, ace
6271	3-Iodoaniline		C ₆ H ₆ IN	626-01-7	219.023	lf	33	145 ¹⁵		1.6811 ²⁰	i H ₂ O; s EtOH, chl

6234
1*H*-Indazol-3-ol6235
Indene6236
1*H*-Indene-1,3(2*H*)-dione6237
1*H*-Indene-1,2,3-trione monohydrate6238
Indeno[1,2,3-*cd*]pyrene6239
Indigo6240
5,5'-Indigodisulfonic acid, disodium salt6241
Indocyanine green6242
1*H*-Indol-5-amine6243
1*H*-Indole6244
1*H*-Indole-3-acetic acid6245
1*H*-Indole-3-acetonitrile6246
1*H*-Indole-3-butyric acid6247
1*H*-Indole-3-carboxaldehyde6248
1*H*-Indole-2,3-dione6249
1*H*-Indole-2,3-dione, 3-thiosemicarbazone6250
1*H*-Indole-3-ethanamine, monohydrochloride6251
1*H*-Indole-3-ethanol6252
1*H*-Indole-3-lactic acid, (*S*)-6253
1*H*-Indole-3-propanoic acid6254
Indolizine6255
1*H*-Indol-3-ol, acetate6256
1-(1*H*-Indol-3-yl)ethanone6257
1-(1*H*-Indol-3-yl)-2-propanone6258
3-(1*H*-Indol-3-yl)-2-propenoic acid6259
Indomethacin6260
Inosine6261
Inosine 5'-monophosphate6262
myo-Inositol6263
locetamic acid6264
Iodipamide6265
2-Iodoacetamide6266
Iodoacetic acid6267
Iodoacetone6268
Iodoacetonitrile6269
Iodoacetylene6270
2-Iodoaniline6271
3-Iodoaniline

No.	Name	Synonym	Mol. Form.	CAS RN	Mol. Wt.	Physical Form	mp/°C	bp/°C	den g cm ⁻³	n _D	Solubility
6272	4-Iodoaniline		C ₆ H ₆ IN	540-37-4	219.023	nd (w)	62.9(0.4)				sl H ₂ O, peth; s EtOH, eth
6273	2-Iodobenzaldehyde		C ₇ H ₅ IO	26260-02-6	232.018		37	129 ¹⁴			sl H ₂ O; s ace
6274	4-Iodobenzaldehyde		C ₇ H ₅ IO	15164-44-0	232.018		77.5	265			sl H ₂ O; s EtOH, bz
6275	Iodobenzene	Phenyl iodide	C ₆ H ₅ I	591-50-4	204.008	liq	-30.7(0.5)	188.5(0.6)	1.8308 ²⁰	1.6200 ²⁰	i H ₂ O; s EtOH; msc eth, ace, bz, ctc
6276	2-Iodobenzenemethanol		C ₇ H ₇ IO	5159-41-1	234.034		92	148 ³²		1.6349 ²⁰	
6277	4-Iodobenzenesulfonyl chloride	Pipsyl chloride	C ₆ H ₄ ClIO ₂ S	98-61-3	302.517		85				
6278	2-Iodobenzoic acid		C ₇ H ₅ IO ₂	88-67-5	248.018	nd (w)	161.6(0.5)	exp	2.25 ²⁵		sl H ₂ O, ace; vs EtOH, eth
6279	3-Iodobenzoic acid		C ₇ H ₅ IO ₂	618-51-9	248.018	mcl pr (ace)	186.7(0.8)	329(19)			sl H ₂ O, eth; vs EtOH
6280	4-Iodobenzoic acid		C ₇ H ₅ IO ₂	619-58-9	248.018	mcl pr (dil al) lf (sub)	270.6(0.3)	316(17)	2.184 ²⁰		i H ₂ O; sl EtOH; s eth, DMSO
6281	4-Iodobenzonitrile		C ₇ H ₄ IN	3058-39-7	229.018		127.5				
6282	2-Iodobenzoyl chloride		C ₇ H ₄ ClIO	609-67-6	266.463		38.3	159 ²⁷			
6283	4-Iodobenzoyl chloride		C ₇ H ₄ ClIO	1711-02-0	266.463		64.5(0.8)	164 ³²			
6284	2-Iodo-1,1'-biphenyl		C ₁₂ H ₉ I	2113-51-1	280.103			190 ³⁶	1.5511 ²⁵	1.6620 ²⁰	i H ₂ O; s EtOH, eth, bz, HOAc
6285	3-Iodo-1,1'-biphenyl		C ₁₂ H ₉ I	20442-79-9	280.103		26.5	188 ¹⁶	1.5967 ²⁵		
6286	4-Iodo-1,1'-biphenyl		C ₁₂ H ₉ I	1591-31-7	280.103	nd (al, HOAc)	113.5	320			i H ₂ O; s EtOH, eth, bz, HOAc
6287	1-Iodobutane	Butyl iodide	C ₄ H ₉ I	542-69-8	184.018	liq	-103.5(0.4)	130(2)	1.6154 ²⁰	1.5001 ²⁰	i H ₂ O; msc EtOH, eth; vs chl
6288	2-Iodobutane, (±)-	(±)- <i>sec</i> -Butyl iodide	C ₄ H ₉ I	52152-71-3	184.018	liq	-104.2(0.4)	118(3)	1.5920 ²⁰	1.4991 ²⁰	i H ₂ O; msc EtOH, eth; vs chl
6289	Iodocyclohexane	Cyclohexyl iodide	C ₆ H ₁₁ I	626-62-0	210.055			178(5)	1.6244 ²⁰	1.5477 ²⁰	i H ₂ O; s EtOH, eth, ace, bz
6290	Iodocyclopentane	Cyclopentyl iodide	C ₅ H ₉ I	1556-18-9	196.029			166.5	1.7096 ²⁰	1.5447 ²⁰	i H ₂ O; s eth, bz; sl ctc
6291	1-Iododecane		C ₁₀ H ₂₁ I	2050-77-3	268.178	liq	-16.3	263.7	1.2546 ²⁰	1.4858 ²⁰	i H ₂ O; s EtOH, eth, ctc
6292	1-Iodo-2,4-dimethylbenzene		C ₈ H ₉ I	4214-28-2	232.061			231(7)	1.6282 ¹⁶	1.6008 ¹⁶	i H ₂ O; s ace, bz
6293	2-Iodo-1,3-dimethylbenzene		C ₈ H ₉ I	608-28-6	232.061	oil	11.2(0.4)	228(3)	1.6158 ²⁰	1.6035 ²⁰	i H ₂ O; s ace, bz
6294	2-Iodo-1,4-dimethylbenzene		C ₈ H ₉ I	1122-42-5	232.061			232(11)	1.6168 ¹⁷	1.5992 ¹⁷	i H ₂ O; s ace, bz
6295	1-Iodo-2,2-dimethylpropane		C ₅ H ₁₁ I	15501-33-4	198.045			130(13)	1.4940 ²⁰	1.4890 ²⁰	i H ₂ O; s EtOH, eth
6296	1-Iodododecane	Lauryl iodide	C ₁₂ H ₂₅ I	4292-19-7	296.231		0.3	285(12)	1.1999 ²⁰	1.4840 ²⁰	i H ₂ O; s EtOH, MeOH; msc eth, ace, ctc
6297	Iodoethane	Ethyl iodide	C ₂ H ₅ I	75-03-6	155.965	liq	-111.0(0.4)	72(1)	1.9357 ²⁰	1.5133 ²⁰	sl H ₂ O; msc EtOH; s eth, chl
6298	2-Iodoethanol		C ₂ H ₅ IO	624-76-0	171.964			155(15)	2.1967 ²⁰	1.5713 ²⁰	vs H ₂ O, eth, EtOH
6299	Iodoethene	Vinyl iodide	C ₂ H ₃ I	593-66-8	153.949			57(4)	2.037 ²⁰	1.5385 ²⁰	vs eth, EtOH
6300	(2-Iodoethyl)benzene		C ₈ H ₉ I	17376-04-4	232.061	liq		122 ¹³	1.603	1.6010 ²⁰	
6301	2-(1-Iodoethyl)-1,3-dioxolane-4-methanol	Iodinated glycerol	C ₆ H ₁₁ IO ₃	5634-39-9	258.053	pale ye liq			1.797	1.547	s eth, chl, thf, AcOEt
6302	Iodofenphos		C ₈ H ₈ Cl ₂ IO ₃ PS	18181-70-9	412.997	wh cry	76				i H ₂ O; s ace, xyl; sl EtOH
6303	1-Iodoheptane		C ₇ H ₁₅ I	4282-40-0	226.098	liq	-48.2	201(6)	1.3719 ²⁵	1.4904 ²⁰	i H ₂ O; s EtOH, eth, ace, chl; sl ctc
6304	3-Iodoheptane		C ₇ H ₁₅ I	31294-92-5	226.098			89 ³⁰	1.3676 ²⁰		
6305	1-Iodohexadecane		C ₁₆ H ₃₃ I	544-77-4	352.337	pa ye liq	20(3)	357	1.1213 ²⁵	1.4797 ²⁰	i H ₂ O; sl EtOH; s eth, ace; msc bz; vs chl
6306	1-Iodoheptane	Hexyl iodide	C ₆ H ₁₃ I	638-45-9	212.071	liq	-74.1(0.6)	182(3)	1.4305 ²⁵	1.4928 ²⁰	i H ₂ O
6307	Iodomethane	Methyl iodide	CH ₃ I	74-88-4	141.939	liq	-66(2)	42.4(0.2)	2.2789 ²⁰	1.5308 ²⁰	sl H ₂ O; s ace, bz, chl; msc EtOH, eth
6308	1-Iodo-2-methoxybenzene	<i>o</i> -Iodoanisole	C ₇ H ₇ IO	529-28-2	234.034			241	1.8 ²⁰		vs EtOH, eth, ace, bz, chl, liq
6309	1-Iodo-3-methoxybenzene	<i>m</i> -Iodoanisole	C ₇ H ₇ IO	766-85-8	234.034			244.5	1.9650 ²⁰		vs EtOH, eth
6310	1-Iodo-4-methoxybenzene	<i>p</i> -Iodoanisole	C ₇ H ₇ IO	696-62-8	234.034	lf (al), nd (MeOH)	53	247(4)			s EtOH, eth, chl

 6272 4-iodoaniline	 6273 2-iodobenzaldehyde	 6274 4-iodobenzaldehyde	 6275 iodobenzene	 6276 2-iodobenzenemethanol	 6277 4-iodobenzenesulfonyl chloride	 6278 2-iodobenzoic acid	 6279 3-iodobenzoic acid
 6280 4-iodobenzoic acid	 6281 4-iodobenzonitrile	 6282 2-iodobenzoyl chloride	 6283 4-iodobenzoyl chloride	 6284 2-iodo-1,1'-biphenyl	 6285 3-iodo-1,1'-biphenyl	 6286 4-iodo-1,1'-biphenyl	 6287 1-iodobutane
 6288 2-iodobutane, (±)-	 6289 iodocyclohexane	 6290 iodocyclopentane	 6291 1-iododecane	 6292 1-iodo-2,4-dimethylbenzene	 6293 2-iodo-1,3-dimethylbenzene		
 6294 2-iodo-1,4-dimethylbenzene	 6295 1-iodo-2,2-dimethylpropane	 6296 1-iodododecane	 6297 iodoethane	 6298 2-iodoethanol	 6299 iodoethene	 6300 (2-iodoethyl)benzene	
 6301 2-(1-iodoethyl)-1,3-dioxolane-4-methanol	 6302 iodofenphos	 6303 1-iodoheptane	 6304 3-iodoheptane				
 6305 1-iodohexadecane	 6306 1-iodohexane	 6307 iodomethane	 6308 1-iodo-2-methoxybenzene	 6309 1-iodo-3-methoxybenzene	 6310 1-iodo-4-methoxybenzene		

No.	Name	Synonym	Mol. Form.	CAS RN	Mol. Wt.	Physical Form	mp/°C	bp/°C	den g cm ⁻³	n _D	Solubility
6311	1-iodo-2-methylbenzene		C ₇ H ₇ I	615-37-2	218.035			211.5	1.713 ²⁰	1.6079 ²⁰	i H ₂ O; msc EtOH, eth
6312	1-iodo-3-methylbenzene		C ₇ H ₇ I	625-95-6	218.035	liq	-27.2	218(19)	1.705 ²⁰	1.6053 ²⁰	i H ₂ O; msc EtOH, eth
6313	(iodomethyl)benzene		C ₇ H ₇ I	620-05-3	218.035	col or ye nd (MeOH)	26.3(0.2)	93 ¹⁰	1.7335 ²⁵	1.6334 ²⁵	vs bz, eth, EtOH
6314	1-iodo-3-methylbutane	Isopentyl iodide	C ₅ H ₁₁ I	541-28-6	198.045			145(2)	1.5118 ²⁰	1.4939 ²⁰	sl H ₂ O, ctc; msc EtOH, eth
6315	2-iodo-2-methylbutane	tert-Pentyl iodide	C ₅ H ₁₁ I	594-38-7	198.045			124.5	1.4937 ²⁰	1.4981 ²⁰	i H ₂ O; msc EtOH, eth
6316	1-iodo-2-methylpropane	Isobutyl iodide	C ₄ H ₉ I	513-38-2	184.018			121(1)	1.6035 ²⁰	1.4959 ²⁰	
6317	2-iodo-2-methylpropane	tert-Butyl iodide	C ₄ H ₉ I	558-17-8	184.018	liq	-33.6(0.4)	98(6)	1.571 ²⁵	1.4918 ²⁰	msc EtOH, eth
6318	iodomethylsilane		CH ₃ Si	18089-64-0	172.041	col liq	-109.5	71.8			
6319	1-iodonaphthalene		C ₁₀ H ₇ I	90-14-2	254.067		7(1)	303(77)	1.7399 ²⁰	1.7026 ²⁰	i H ₂ O; msc EtOH, eth, bz, CS ₂
6320	2-iodonaphthalene		C ₁₀ H ₇ I	612-55-5	254.067	lf (dil al)	54.3(0.5)	308	1.6319 ⁹⁹	1.6662 ⁹⁹	i H ₂ O; vs EtOH, eth, HOAc
6321	1-iodo-2-nitrobenzene		C ₆ H ₄ INO ₂	609-73-4	249.006	ye orth nd (al)	50(1)	290	1.9186 ⁷⁵		i H ₂ O; s EtOH, eth
6322	1-iodo-3-nitrobenzene		C ₆ H ₄ INO ₂	645-00-1	249.006	mcl pr	36(1)	280	1.9477 ⁵⁰		i H ₂ O; s EtOH, eth
6323	1-iodo-4-nitrobenzene		C ₆ H ₄ INO ₂	636-98-6	249.006	ye nd (al)	173(2)	288	1.8090 ¹⁵⁵		i H ₂ O; s EtOH, HOAc; sl DMSO
6324	1-iodononane		C ₉ H ₁₉ I	4282-42-2	254.151	col liq	-20	245.0	1.2836 ²⁵	1.4848 ²⁵	
6325	1-iodooctadecane		C ₁₈ H ₃₇ I	629-93-6	380.391	lf (lig), nd (ace, al-ace)	34(2)	379(20)	1.0994 ²⁰	1.4810 ²⁰	i H ₂ O; sl EtOH, eth
6326	1-iodooctane		C ₈ H ₁₇ I	629-27-6	240.125	liq	-45.7(0.5)	226(4)	1.3298 ²⁰	1.4885 ²⁰	s EtOH, eth
6327	2-iodooctane, (±)-	2-Octyl iodide, (±)	C ₈ H ₁₇ I	36049-78-2	240.125			212(12)	1.3251 ²⁰	1.4896 ²⁰	i H ₂ O; s EtOH, eth, lig
6328	1-iodopentane	Amyl iodide	C ₅ H ₁₁ I	628-17-1	198.045	liq	-85.6	156(8)	1.5161 ²⁰	1.4959 ²⁰	s chl
6329	3-iodopentane		C ₅ H ₁₁ I	1809-05-8	198.045			141(11)	1.5176 ²⁰	1.4974 ²⁰	vs ace, bz, eth
6330	2-iodophenol		C ₆ H ₅ IO	533-58-4	220.007	nd	43	186 ¹⁶⁰	1.8757 ⁸⁰		s H ₂ O; vs EtOH, eth, CS ₂
6331	3-iodophenol		C ₆ H ₅ IO	626-02-8	220.007	nd (lig)	118	186 ¹⁰⁰			sl H ₂ O; s EtOH, eth
6332	4-iodophenol		C ₆ H ₅ IO	540-38-5	220.007	nd (w or sub)	93.5	139 ⁹ dec	1.8573 ¹¹²		sl H ₂ O; vs EtOH, eth
6333	1-(3-iodophenyl)ethanone	3-Iodoacetophenone	C ₈ H ₇ IO	14452-30-3	246.045			129 ⁸		1.622 ²⁰	s bz
6334	1-(4-iodophenyl)ethanone	4-Iodoacetophenone	C ₈ H ₇ IO	13329-40-3	246.045		86	153 ¹⁸			s EtOH, bz, CS ₂ , HOAc; sl lig, eth
6335	1-iodopropane	Propyl iodide	C ₃ H ₇ I	107-08-4	169.992	liq	-101.4(0.4)	102(2)	1.7489 ²⁰	1.5058 ²⁰	sl H ₂ O, ctc; msc EtOH, eth
6336	2-iodopropane	Isopropyl iodide	C ₃ H ₇ I	75-30-9	169.992	liq	-90.4(0.9)	89(3)	1.7042 ²⁰	1.5028 ²⁰	sl H ₂ O; msc EtOH, eth, bz, chl
6337	3-iodopropanoic acid		C ₃ H ₅ IO ₂	141-76-4	199.975	lf (w)	85				sl H ₂ O, chl; vs EtOH; s eth, ace
6338	3-iodo-1-propanol		C ₃ H ₇ IO	627-32-7	185.991	visc oil		226	1.9976 ²⁰	1.5585 ²⁰	
6339	3-iodopropene	Allyl iodide	C ₃ H ₅ I	556-56-9	167.976	ye liq	-98(2)	102(9)	1.848 ¹²	1.5540 ²¹	i H ₂ O; s EtOH, eth, chl
6340	2-iodopyridine		C ₅ H ₄ IN	5029-67-4	204.997			100 ¹⁵	1.928 ²⁵	1.6366 ²⁰	s EtOH, eth, ace, bz
6341	5-iodo-2,4(1 <i>H</i> ,3 <i>H</i>)-pyrimidine-dione	5-Iodouracil	C ₄ H ₃ IN ₂ O ₂	696-07-1	237.983		275 dec				
6342	1-iodo-2,5-pyrrolidinedione	N-Iodosuccinimide	C ₄ H ₄ INO ₂	516-12-1	224.985	cry (ace)	200.5		2.245 ²⁵		vs H ₂ O; s EtOH, ace; sl eth, DMSO
6343	iodosylbenzene		C ₆ H ₅ IO	536-80-1	220.007	ye pow	210 exp				s H ₂ O, EtOH; i eth, ace, bz, peth
6344	2-iodothiophene		C ₄ H ₃ IS	3437-95-4	210.036	liq	-40	167(8)	2.0595 ²⁵	1.6465 ²⁵	vs EtOH, eth; sl chl
6345	4-iodotoluene		C ₇ H ₇ I	624-31-7	218.035	lf (al)	33.6(0.2)	214(4)	1.678 ²⁰		i H ₂ O; s EtOH, eth, CS ₂ ; sl chl
6346	L-3-iodotyrosine		C ₉ H ₁₀ INO ₃	70-78-0	307.084	cry (w)	205 dec				
6347	trans-α-Ionone, (±)-		C ₁₃ H ₂₀ O	30685-95-1	192.297			146 ²⁸	0.9298 ²¹	1.5041 ²⁰	vs ace, eth, EtOH



6311
1-iodo-2-methylbenzene



6312
1-iodo-3-methylbenzene



6313
(iodomethyl)benzene



6314
1-iodo-3-methylbutane



6315
2-iodo-2-methylbutane



6316
1-iodo-2-methylpropane



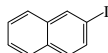
6317
2-iodo-2-methylpropane



6318
iodomethylsilane



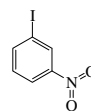
6319
1-iodonaphthalene



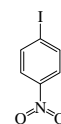
6320
2-iodonaphthalene




6321
1-iodo-2-nitrobenzene



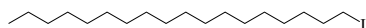
6322
1-iodo-3-nitrobenzene



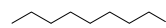
6323
1-iodo-4-nitrobenzene



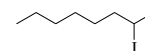
6324
1-iodononane



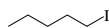
6325
1-iodooctadecane



6326
1-iodooctane



6327
2-iodooctane, (±)-



6328
1-iodopentane



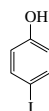
6329
3-iodopentane



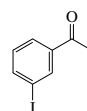
6330
2-iodophenol



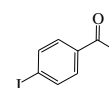
6331
3-iodophenol



6332
4-iodophenol



6333
1-(3-iodophenyl)ethanone



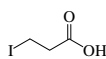
6334
1-(4-iodophenyl)ethanone




6335
1-iodopropane



6336
2-iodopropane



6337
3-iodopropanoic acid



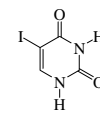
6338
3-iodo-1-propanol



6339
3-iodopropene



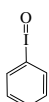
6340
2-iodopyridine



6341
5-iodo-2,4(1H,3H)-pyrimidinedione



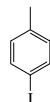
6342
1-iodo-2,5-pyrrolidinedione



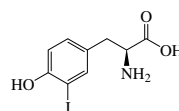
6343
iodobenzene



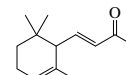
6344
2-iodothiophene



6345
4-iodotoluene

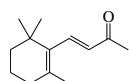


6346
L-3-iodotyrosine

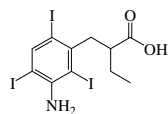


6347
trans-α-ionone, (±)-

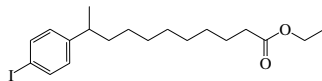
No.	Name	Synonym	Mol. Form.	CAS RN	Mol. Wt.	Physical Form	mp/°C	bp/°C	den g cm ⁻³	n _D	Solubility
6348	<i>trans</i> -β-Ionone		C ₁₃ H ₂₀ O	79-77-6	192.297			124 ¹⁰	0.945 ²⁰	1.5198 ²⁰	sl H ₂ O; msc EtOH, eth; s chl
6349	Iopanoic acid		C ₁₁ H ₁₂ O ₂	96-83-3	570.932	wh solid	156				i H ₂ O; s dil alk, EtOH
6350	Iophendylate	Ethyl 10-(4-iodophenyl)-undecanoate	C ₁₉ H ₂₉ IO ₂	99-79-6	416.336	visc liq		197 ¹	1.25 ²⁰	1.525 ²⁵	sl H ₂ O; s EtOH, bz, chl
6351	Iopodic acid	Ipodate	C ₁₂ H ₁₃ N ₂ O ₂	5587-89-3	597.956	cry	168				i H ₂ O; vs EtOH, MeOH, chl, ace
6352	Iprodione		C ₁₃ H ₁₃ Cl ₂ N ₃ O ₃	36734-19-7	330.166		136				
6353	Iridomyrmecin	Hexahydro-4,7-dimethylcyclopenta[c]pyran-3(1 <i>H</i>)-one	C ₁₀ H ₁₆ O ₂	485-43-8	168.233	pr	61	106 ^{1.5}		1.4607 ²⁵	sl H ₂ O; s eth
6354	α-Irone	4-(2,5,6,6-Tetramethyl-2-cyclohexen-1-yl)-3-buten-2-one	C ₁₄ H ₂₂ O	79-69-6	206.324			90 ^{0.4}	0.9362 ²⁰	1.5002 ²⁰	
6355	β-Irone	4-(2,5,6,6-Tetramethyl-1-cyclohexen-1-yl)-3-buten-2-one	C ₁₄ H ₂₂ O	79-70-9	206.324			125 ¹¹	0.9434 ²¹	1.5162 ²⁵	sl H ₂ O; vs EtOH, eth, bz, chl
6356	Iron hydrocarbonyl	Hydrogen tetracarboxylferrate(II)	C ₄ H ₂ FeO ₄	12002-28-7	169.902	col liq; unstab	-70	dec			s alk
6357	Iron nonacarbonyl	Diiron nonacarbonyl	C ₉ Fe ₂ O ₉	15321-51-4	363.781	oran-ye cry	100	dec	2.85		
6358	Iron(III) NTA	Nitritotriacetatiron(III)	C ₆ H ₆ FeNO ₅	16448-54-7	243.960	solid					s H ₂ O
6359	Iron pentacarbonyl		C ₅ FeO ₅	13463-40-6	195.896	col to ye oily liq	-20	103	1.5 ²⁰	1.453 ²²	i H ₂ O; sl EtOH; s bz, ace, etc
6360	Iron(III) 2,4-pentanedioate	Ferric acetylacetonate	C ₁₅ H ₂₁ FeO ₆	14024-18-1	353.169	red-oran cry	188(1)		5.24		
6361	Isanic acid	17-Octadecene-9,11-diynoic acid	C ₁₈ H ₂₆ O ₂	506-25-2	274.398	cry	39.5		0.9309 ⁴⁵	1.49148 ⁵⁰	s ace, EtOH, i-PrOH; sl peth
6362	Isatidine	Retrorsine <i>N</i> -oxide	C ₁₈ H ₂₆ N ₂ O ₇	15503-86-3	367.395	cry	145				
6363	Isaxonine	<i>N</i> -Isopropyl-2-pyrimidinamine	C ₇ H ₁₁ N ₃	4214-72-6	137.182		28	93 ¹²			
6364	Isazophos		C ₈ H ₁₇ ClN ₃ O ₃ PS	67329-04-8	313.741			170	1.22 ²⁰		
6365	Isobenzan		C ₉ H ₇ Cl ₆ O	297-78-9	411.751	cry (hp)	122.2(0.3)				s eth, bz, xyl, tol
6366	1(3 <i>H</i>)-Isobenzofuranone		C ₈ H ₆ O ₂	87-41-2	134.133	nd or pl (w)	75	292(2)	1.1636 ⁹⁹	1.536 ⁹⁹	s H ₂ O; vs EtOH, eth; sl chl
6367	Isoborneol	1,7,7-Trimethylbicyclo[2.2.1]-heptan-2-ol, <i>exo</i> -(±)	C ₁₀ H ₁₈ O	24393-70-2	154.249	tab (peth)	212	sub	1.10 ²⁰		i H ₂ O; vs EtOH, eth, chl; sl bz
6368	Isobornyl thiocynoacetate		C ₁₃ H ₁₉ NO ₂ S	115-31-1	253.361	ye oily liq		95 ^{0.06}	1.1465 ²⁵	1.512 ²⁵	i H ₂ O; vs EtOH, bz, chl, peth
6369	6-Isobornyl-3,4-xyleneol	Xibornol	C ₁₈ H ₂₆ O	13741-18-9	258.398	cry	95	167 ³	1.0240 ²⁰	1.5382 ²⁰	
6370	Isobutanal	2-Methyl-1-propanal	C ₄ H ₈ O	78-84-2	72.106	liq	-72.1(0.2)	64.1(0.2)	0.7891 ²⁰	1.3730 ²⁰	s H ₂ O, eth, ace, chl; sl ctc
6371	Isobutane	2-Methylpropane	C ₄ H ₁₀	75-28-5	58.122	col gas	-159.59(0.02)	-11.7(0.5)	0.5510 ²⁵ (<i>p</i> >1 atm)	1.3518 ²⁵	sl H ₂ O; s EtOH, eth, chl
6372	Isobutene	2-Methyl-1-propene	C ₄ H ₈	115-11-7	56.107	col gas	-140.7(0.2)	-7.0(0.2)	0.589 ²⁵ (<i>p</i> >1 atm)	1.3926 ²⁵	i H ₂ O; vs EtOH, eth; s bz, sulf
6373	Isobutyl acetate	2-Methylpropyl acetate	C ₆ H ₁₂ O ₂	110-19-0	116.158	liq	-97.1(0.5)	116.9(0.6)	0.8712 ²⁰	1.3902 ²⁰	sl H ₂ O, ctc; msc EtOH, eth; s ace
6374	Isobutyl acrylate		C ₇ H ₁₂ O ₂	106-63-8	128.169	liq	-61	137.0(0.8)	0.8896 ²⁰	1.4150 ²⁰	sl H ₂ O; s EtOH, eth, MeOH
6375	5-Isobutyl-3-allyl-2-thioxo-4-imidazolidinone	Albutoin	C ₁₀ H ₁₆ N ₂ OS	830-89-7	212.311		210.5				
6376	Isobutylamine	2-Methyl-1-propanamine	C ₄ H ₁₁ N	78-81-9	73.137	liq	-86(1)	68.8(0.1)	0.724 ²⁵	1.3988 ¹⁹	
6377	Isobutyl 4-aminobenzoate	Isobutyl <i>p</i> -aminobenzoate	C ₁₁ H ₁₃ NO ₂	94-14-4	193.243		64.5				
6378	Isobutylbenzene	(2-Methylpropyl)benzene	C ₁₀ H ₁₄	538-93-2	134.218	liq	-51.6(0.2)	172.7(0.4)	0.8532 ²⁰	1.4866 ²⁰	i H ₂ O; msc EtOH, eth, ace, bz, peth, ctc
6379	Isobutyl benzoate		C ₁₁ H ₁₄ O ₂	120-50-3	178.228			240(2)	0.9990 ²⁰		i H ₂ O; msc EtOH, eth; s ace, chl
6380	Isobutyl butanoate		C ₈ H ₁₆ O ₂	539-90-2	144.212			157(1)	0.8364 ¹⁸	1.4032 ²⁰	sl H ₂ O; msc EtOH, eth
6381	Isobutyl carbamate		C ₆ H ₁₁ NO ₂	543-28-2	117.147	lf	67	207		1.4098 ⁷⁶	vs eth, EtOH
6382	Isobutyl chlorocarbonate		C ₆ H ₉ ClO ₂	543-27-1	136.577			128.8	1.0426 ¹⁸	1.4071 ¹⁸	s EtOH, bz, chl; msc eth
6383	Isobutyl 2-chloropropanoate		C ₇ H ₁₃ ClO ₂	114489-96-2	164.630			176	1.0312 ²⁰	1.4247 ²⁰	
6384	Isobutyl 3-chloropropanoate		C ₇ H ₁₃ ClO ₂	62108-68-3	164.630			191.3	1.0323 ²⁰	1.4295 ²⁰	vs eth, EtOH



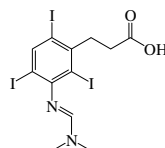
6348
trans- β -ionone



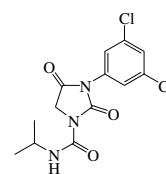
6349
loproanoic acid



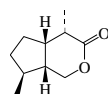
6350
lophendylate



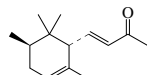
6351
lopodic acid



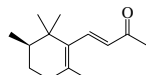
6352
lprodione



6353
Iridomyrmecin



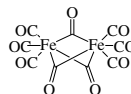
6354
 α -Irone



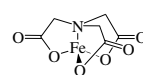
6355
 β -Irone



6356
Iron hydrocarbonyl



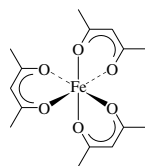
6357
Iron nonacarbonyl



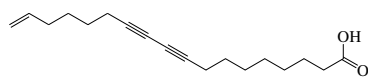
6358
Iron(III) NTA



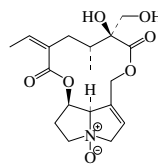
6359
Iron pentacarbonyl



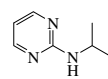
6360
Iron(III) 2,4-pentanedioate



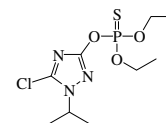
6361
Isanic acid



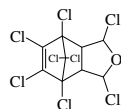
6362
Isatidine



6363
Isaxonine



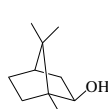
6364
Isazophos



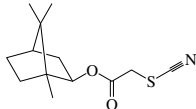
6365
Isobenzan



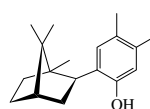
6366
1(3H)-Isobenzofuranone



6367
Isoborneol



6368
Isobornyl thiocynoacetate



6369
6-Isobornyl-3,4-xenolol



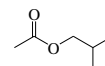
6370
Isobutanal



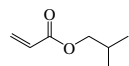
6371
Isobutane



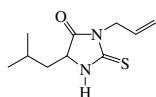
6372
Isobutene



6373
Isobutyl acetate



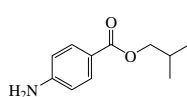
6374
Isobutyl acrylate



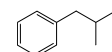
6375
5-Isobutyl-3-allyl-2-thioxo-4-imidazolidinone



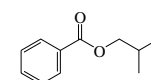
6376
Isobutylamine



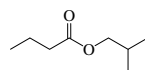
6377
Isobutyl 4-aminobenzoate



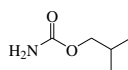
6378
Isobutylbenzene



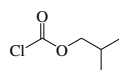
6379
Isobutyl benzoate



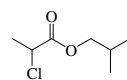
6380
Isobutyl butanoate



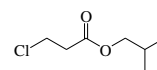
6381
Isobutyl carbamate



6382
Isobutyl chlorocarbonate

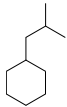
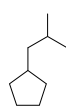


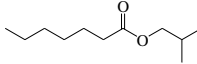
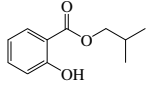
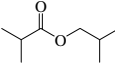
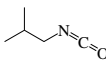
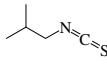
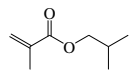
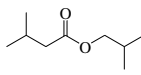

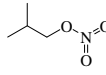
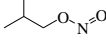
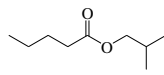
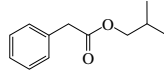
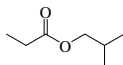
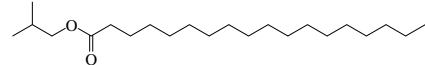
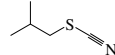
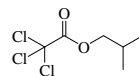

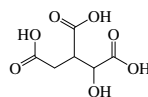
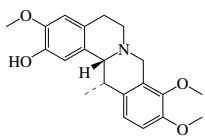
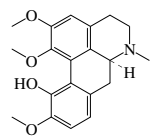
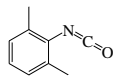
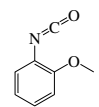
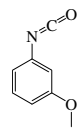
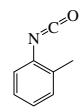
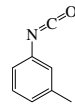
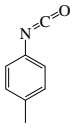

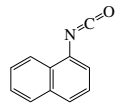
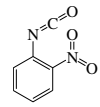
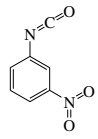
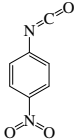

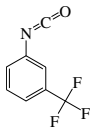
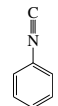

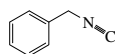



6383
Isobutyl 2-chloropropanoate

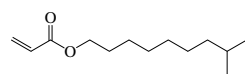


6384
Isobutyl 3-chloropropanoate

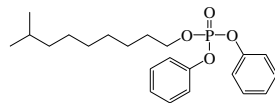
No.	Name	Synonym	Mol. Form.	CAS RN	Mol. Wt.	Physical Form	mp/°C	bp/°C	den g cm ⁻³	n _D	Solubility
6385	Isobutylcyclohexane		C ₁₀ H ₂₀	1678-98-4	140.266	liq	-95	171.3	0.7952 ²⁰	1.4386 ²⁰	i H ₂ O; s EtOH, ace, chl; vs eth, bz
6386	Isobutylcyclopentane		C ₉ H ₁₈	3788-32-7	126.239	liq	-115.2(0.1)	148(5)	0.7769 ²⁵	1.4298 ²⁰	
6387	Isobutylidimethylamine	<i>N,N</i> ,2-Trimethyl-1-propan-amine	C ₆ H ₁₅ N	7239-24-9	101.190			80(4)	0.7097 ²⁰	1.3907 ²⁰	vs H ₂ O
6388	Isobutyl formate	2-Methylpropyl formate	C ₅ H ₁₀ O ₂	542-55-2	102.132	liq	-95.5(0.7)	98.4(0.3)	0.8776 ²⁰	1.3857 ²⁰	sl H ₂ O, chl; msc EtOH, eth; vs ace
6389	Isobutyl heptanoate	Isobutyl enanthate	C ₁₁ H ₂₂ O ₂	7779-80-8	186.292			208	0.8593 ²⁰		vs ace, bz, eth, EtOH
6390	Isobutyl 2-hydroxybenzoate	Isobutyl salicylate	C ₁₁ H ₁₄ O ₃	87-19-4	194.227		5.9	261	1.0639 ²⁰	1.5087 ²⁰	i H ₂ O; s EtOH, eth, etc
6391	Isobutyl isobutanoate		C ₈ H ₁₆ O ₂	97-85-8	144.212	liq	-80.6(0.2)	148(3)	0.8542 ²⁰	1.3999 ²⁰	sl H ₂ O, etc; s EtOH, ace; msc eth
6392	Isobutyl isocyanate		C ₅ H ₈ NO	1873-29-6	99.131			106			
6393	Isobutyl isothiocyanate	1-Isothiocyano-2-methylpropane	C ₅ H ₈ NS	591-82-2	115.197			160	0.9631 ¹⁴	1.5005 ¹⁴	
6394	Isobutyl methacrylate		C ₈ H ₁₄ O ₂	97-86-9	142.196			153(17)	0.8858 ²⁰	1.4199 ²⁰	i H ₂ O; msc EtOH, eth
6395	Isobutyl 3-methylbutanoate	Isobutyl isovalerate	C ₉ H ₁₈ O ₂	589-59-3	158.238			169(3)	0.853 ²⁰	1.4057 ²⁰	i H ₂ O; msc EtOH, eth; vs ace; s chl
6396	Isobutyl methyl ether		C ₆ H ₁₂ O	625-44-5	88.148			58.6	0.7311 ²⁰		vs eth, EtOH
6397	Isobutyl nitrate		C ₆ H ₁₂ NO ₃	543-29-3	119.119			123.4	1.0152 ²⁰	1.4028 ²⁰	
6398	Isobutyl nitrite		C ₄ H ₈ NO ₂	542-56-3	103.120	col liq		68(3)	0.8699 ²²	1.3715 ²²	sl H ₂ O; s EtOH, eth
6399	Isobutyl pentanoate		C ₉ H ₁₈ O ₂	10588-10-0	158.238			183(9)	0.8625 ²⁵	1.4046 ²⁰	i H ₂ O; msc EtOH; s eth, ace
6400	Isobutyl phenylacetate		C ₁₂ H ₁₆ O ₂	102-13-6	192.254			247	0.999 ¹⁸		i H ₂ O; s EtOH, eth
6401	Isobutyl propanoate	Isobutyl propionate	C ₇ H ₁₄ O ₂	540-42-1	130.185	liq	-71.4(0.4)	136(2)	0.888 ⁸	1.3973 ²⁰	sl H ₂ O; vs EtOH, eth; s ace, bz, chl, etc
6402	Isobutyl stearate		C ₂₂ H ₄₄ O ₂	646-13-9	340.583	wax	28.9	223 ¹⁵	0.8498 ²⁰		vs eth
6403	Isobutyl thiocyanate		C ₅ H ₈ NS	591-84-4	115.197	liq	-58.9(0.5)	175(7)			vs eth, EtOH
6404	Isobutyl trichloroacetate		C ₆ H ₈ Cl ₃ O ₂	33560-15-5	219.493			188	1.2636 ²⁰	1.4483 ²⁰	vs bz, eth, EtOH
6405	Isobutyl vinyl ether		C ₆ H ₁₂ O	109-53-5	100.158	liq	-112	83(3)	0.7645 ²⁰	1.3966 ²⁰	sl H ₂ O; vs EtOH, ace, bz; msc eth
6406	Isocitric acid		C ₆ H ₈ O ₇	320-77-4	192.124	ye syr	105				
6407	Isocorybulbine		C ₂₁ H ₂₅ NO ₄	22672-74-8	355.429	lf (al)	187.5		1.045 ²⁰		i H ₂ O; s EtOH, chl, acid
6408	Isocorydine		C ₂₀ H ₂₃ NO ₄	475-67-2	341.402	pl	185				vs chl
6409	2-Isocyanato-1,3-dimethylbenzene	2,6-Dimethylphenyl isocyanate	C ₉ H ₉ NO	28556-81-2	147.173	liq		100 ¹³			
6410	1-Isocyanato-2-methoxybenzene		C ₈ H ₇ NO ₂	700-87-8	149.148			94 ¹⁷			
6411	1-Isocyanato-3-methoxybenzene		C ₈ H ₇ NO ₂	18908-07-1	149.148			102 ¹⁵			
6412	1-Isocyanato-2-methylbenzene	2-Tolyl isocyanate	C ₈ H ₇ NO	614-68-6	133.148			185		1.5282 ²⁰	i H ₂ O; s eth
6413	1-Isocyanato-3-methylbenzene		C ₈ H ₇ NO	621-29-4	133.148			196.5	1.0330 ²⁰		vs bz, eth
6414	1-Isocyanato-4-methylbenzene		C ₈ H ₇ NO	622-58-2	133.148			187			vs bz, eth
6415	2-Isocyanato-2-methylpropane	<i>tert</i> -Butyl isocyanate	C ₅ H ₉ NO	1609-86-5	99.131		85.5		0.8670 ⁷	1.4061 ²⁰	
6416	1-Isocyanatonaphthalene	1-Naphthyl isocyanate	C ₁₁ H ₇ NO	86-84-0	169.180			269	1.1774 ²⁰		s eth, bz
6417	1-Isocyanato-2-nitrobenzene	2-Nitrophenyl isocyanate	C ₇ H ₄ N ₂ O ₃	3320-86-3	164.118	wh nd (peth)	41	137 ¹⁸			vs bz, eth, chl
6418	1-Isocyanato-3-nitrobenzene	3-Nitrophenyl isocyanate	C ₇ H ₄ N ₂ O ₃	3320-87-4	164.118	wh lf (lig)	51	130 ¹¹			vs bz, eth, chl
6419	1-Isocyanato-4-nitrobenzene	4-Nitrophenyl isocyanate	C ₇ H ₄ N ₂ O ₃	100-28-7	164.118	pa ye nd	57	162 ²⁰			vs bz, eth, chl
6420	2-Isocyanatopropane	Isopropyl isocyanate	C ₄ H ₇ NO	1795-48-8	85.105			74.5	0.866 ²⁵	1.3825 ²⁰	
6421	1-Isocyanato-3-(trifluoromethyl)benzene	3-(Trifluoromethyl)phenyl isocyanate	C ₈ H ₄ F ₃ NO	329-01-1	187.119			54 ¹¹	1.3455 ²⁰	1.4690 ²⁰	
6422	Isocyanobenzene	Phenyl isocyanide	C ₇ H ₅ N	931-54-4	103.122	unstab liq		80 ⁴⁰	0.98 ¹⁵		
6423	Isocyanomethane	Methyl isocyanide	C ₂ H ₃ N	593-75-9	41.052		-45(3)	exp	0.756 ⁴		
6424	(Isocyanomethyl)benzene	Benzyl isocyanide	C ₈ H ₇ N	10340-91-7	117.149			199 dec	0.972 ¹⁵	1.5193 ²⁰	
6425	2-Isocyanopropane	Isopropyl isocyanide	C ₄ H ₇ N	598-45-8	69.106			87	0.7596 ²⁵		i H ₂ O; msc EtOH, eth

							
6385 Isobutylcyclohexane	6386 Isobutylcyclopentane	6387 Isobutyldimethylamine	6388 Isobutyl formate	6389 Isobutyl heptanoate	6390 Isobutyl 2-hydroxybenzoate	6391 Isobutyl isobutanoate	6392 Isobutyl isocyanate
							
6393 Isobutyl isothiocyanate	6394 Isobutyl methacrylate	6395 Isobutyl 3-methylbutanoate	6396 Isobutyl methyl ether	6397 Isobutyl nitrate	6398 Isobutyl nitrite	6399 Isobutyl pentanoate	6400 Isobutyl phenylacetate
							
6401 Isobutyl propanoate	6402 Isobutyl stearate	6403 Isobutyl thiocyanate	6404 Isobutyl trichloroacetate	6405 Isobutyl vinyl ether	6406 Isocitric acid		
							
6407 Isocorybulbine	6408 Isocorydine	6409 2-Isocyanato-1,3-dimethylbenzene	6410 1-Isocyanato-2-methoxybenzene	6411 1-Isocyanato-3-methoxybenzene	6412 1-Isocyanato-2-methylbenzene		
							
6413 1-Isocyanato-3-methylbenzene	6414 1-Isocyanato-4-methylbenzene	6415 2-Isocyanato-2-methylpropane	6416 1-Isocyanatonaphthalene	6417 1-Isocyanato-2-nitrobenzene	6418 1-Isocyanato-3-nitrobenzene		
							
6419 1-Isocyanato-4-nitrobenzene	6420 2-Isocyanatopropane	6421 1-Isocyanato-3-(trifluoromethyl)benzene	6422 Isocyanobenzene	6423 Isocyanomethane	6424 (Isocyanomethyl)benzene	6425 2-Isocyanopropane	

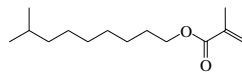
No.	Name	Synonym	Mol. Form.	CAS RN	Mol. Wt.	Physical Form	mp/°C	bp/°C	den g cm ⁻³	n _D	Solubility
6426	Isodecyl acrylate		C ₁₃ H ₂₄ O ₂	1330-61-6	212.329		-100	158 ⁹⁰	0.885 ²⁰	1.4416 ²⁰	
6427	Isodecyl diphenyl phosphate		C ₂₂ H ₃₁ O ₄ P	29761-21-5	390.452			249 ¹⁰ dec			
6428	Isodecyl methacrylate		C ₁₄ H ₂₆ O ₂	29964-84-9	226.355			126 ¹⁰	0.876 ²⁰		
6429	8-Isoestrone		C ₁₈ H ₂₂ O ₂	517-06-6	270.367	pr (MeOH)	254				vs eth, Diox
6430	Isoeugenol		C ₁₀ H ₁₂ O ₂	97-54-1	164.201			264(6)	1.080 ²⁵	1.5739 ¹⁹	vs eth, EtOH
6431	Isofenphos		C ₁₅ H ₂₄ NO ₄ PS	25311-71-1	345.395		<-12	120 ^{0.01}	1.134 ²⁰		
6432	Isofluorophate		C ₆ H ₁₄ FO ₃ P	55-91-4	184.145			62 ⁹	1.055 ²⁵	1.3830 ²⁵	sl H ₂ O, lig; s eth; vs oils
6433	1 <i>H</i> -Isoindole-1,3(2 <i>H</i>)-dione	Phthalimide	C ₈ H ₅ NO ₂	85-41-6	147.132	nd (w), pr (HOAc) lf (sub)	238(1)				vs bz
6434	Isolan		C ₁₀ H ₁₇ N ₃ O ₂	119-38-0	211.261	col liq		118 ^{2.5}	1.07 ²⁰		msc H ₂ O; s EtOH, xyl
6435	<i>DL</i> -Isoleucine		C ₆ H ₁₃ NO ₂	443-79-8	131.173		292 dec				
6436	<i>L</i> -Isoleucine	2-Amino-3-methylpentanoic acid	C ₆ H ₁₃ NO ₂	73-32-5	131.173		284 dec				s H ₂ O; i EtOH
6437	Isolongifolene		C ₁₅ H ₂₄	1135-66-6	204.352	liq		82 ^{0.4}			
6438	Isolysergic acid		C ₁₆ H ₁₆ N ₂ O ₂	478-95-5	268.310	cry (w+2)	218 dec				sl H ₂ O, EtOH; s py
6439	α-Isomaltose	6- <i>O</i> -α- <i>D</i> -Glucopyranosyl- <i>D</i> -glucose	C ₁₂ H ₂₂ O ₁₁	499-40-1	342.296		120				
6440	Isoniazid	4-Pyridinecarboxylic acid hydrazide	C ₆ H ₇ N ₃ O	54-85-3	137.139	cry (al)	171.4				vs H ₂ O, EtOH
6441	Isopentane	2-Methylbutane	C ₅ H ₁₂	78-78-4	72.149	vol liq or gas	-159.8(0.2)	27.83(0.06)	0.6201 ²⁰	1.3537 ²⁰	i H ₂ O; msc EtOH, eth
6442	Isopentyl acetate	Isoamyl acetate	C ₇ H ₁₄ O ₂	123-92-2	130.185	liq	-78.5	141.6(0.7)	0.876 ¹⁵	1.4000 ²⁰	sl H ₂ O; msc EtOH, eth; s ace, chl
6443	Isopentylbenzene		C ₁₁ H ₁₆	2049-94-7	148.245			196(7)	0.856 ²⁰	1.4867 ¹⁰	i H ₂ O; s EtOH, eth; vs bz
6444	Isopentyl butanoate		C ₉ H ₁₈ O ₂	106-27-4	158.238			184.8(0.3)	0.865 ¹⁹	1.4110 ²⁰	i H ₂ O; vs EtOH, eth
6445	Isopentyl formate		C ₆ H ₁₂ O ₂	110-45-2	116.158	liq	-93.5	124.0(0.8)	0.877 ²⁰	1.3967 ²⁰	sl H ₂ O, ctc; s EtOH; msc eth
6446	Isopentyl hexanoate	Isopentyl caproate	C ₁₁ H ₂₂ O ₂	2198-61-0	186.292			225.5	0.861 ²⁰		i H ₂ O; s EtOH, eth
6447	Isopentyl α-hydroxybenzeneacetate	Isopentyl mandelate	C ₁₃ H ₁₈ O ₃	5421-04-5	222.280	oily liq		172 ¹¹			
6448	Isopentyl isopentanoate	Isopentyl isovalerate	C ₁₀ H ₂₀ O ₂	659-70-1	172.265			190(3)	0.8583 ¹⁹	1.4130 ¹⁹	
6449	Isopentyl lactate		C ₈ H ₁₆ O ₃	19329-89-6	160.211			202.4	0.9589 ²⁵	1.4240 ²⁵	vs eth, EtOH
6450	Isopentyl 2-methylpropanoate	Isopentyl isobutyrate	C ₉ H ₁₈ O ₂	2050-01-3	158.238			169(4)	0.8627 ²⁰		sl H ₂ O; s EtOH, eth, ace
6451	Isopentyl nitrite	Isoamyl nitrite	C ₅ H ₁₁ NO ₂	110-46-3	117.147			99(3)	0.8828 ²⁰	1.3918 ²⁰	sl H ₂ O; msc EtOH, eth
6452	Isopentyl pentanoate		C ₁₀ H ₂₀ O ₂	2050-09-1	172.265			193(6)			
6453	Isopentyl propanoate		C ₈ H ₁₆ O ₂	105-68-0	144.212			173(4)	0.8697 ²⁰	1.4069 ²⁰	vs eth, EtOH
6454	Isopentyl salicylate		C ₁₂ H ₁₆ O ₃	87-20-7	208.253			278	1.0535 ²⁰	1.5080 ²⁰	i H ₂ O; vs EtOH; s eth, chl; sl ctc
6455	Isopentyl trichloroacetate		C ₇ H ₁₁ Cl ₃ O ₂	57392-55-9	233.520			217	1.2314 ²⁰	1.4521 ²⁰	vs eth, EtOH
6456	Isophorone	3,5,5-Trimethyl-2-cyclohexen-1-one	C ₉ H ₁₄ O	78-59-1	138.206	liq	-8.1	214.8(0.7)	0.9255 ²⁰	1.4766 ¹⁸	
6457	Isophorone diisocyanate		C ₁₂ H ₁₈ N ₂ O ₂	4098-71-9	222.283	liq	60	217 ¹⁰⁰	1.062 ²⁰		
6458	Isophthalic acid	1,3-Benzenedicarboxylic acid	C ₈ H ₆ O ₄	121-91-5	166.132	nd (w, al)	348.0(0.2)	sub	1.538 ²⁵		sl H ₂ O; s EtOH, HOAc; i eth, bz, lig
6459	Isopilosine		C ₁₆ H ₁₈ N ₂ O ₃	491-88-3	286.325	pl (al), pr (w, dil al)	187				vs EtOH
6460	Isopropalin	Benzenamine, 4-(1-methylethyl)-2,6-dinitro- <i>N,N</i> -dipropyl-	C ₁₅ H ₂₃ N ₃ O ₄	33820-53-0	309.362	red-oran liq					i H ₂ O; s os
6461	Isopropamide iodide		C ₂₃ H ₃₃ IN ₂ O	71-81-8	480.424	cry or pow	190				s H ₂ O, EtOH, MeOH; i chl
6462	Isopropenyl acetate		C ₅ H ₈ O ₂	108-22-5	100.117	liq	-92.9	97.4(0.9)	0.9090 ²⁰	1.4033 ²⁰	sl H ₂ O; s EtOH, chl, ace; vs eth
6463	Isopropenylbenzene	α-Methyl styrene	C ₉ H ₁₀	98-83-9	118.175	liq	-22.36(0.05)	165.4(0.3)	0.9106 ²⁰	1.5386 ²⁰	i H ₂ O; s EtOH, eth; msc ace, bz, ctc
6464	<i>p</i> -Isopropenylisopropylbenzene		C ₁₂ H ₁₆	2388-14-9	160.255	liq	-30.6	222(1)	0.8936 ²⁰	1.5238 ²⁰	vs ace, bz, eth, EtOH
6465	<i>p</i> -Isopropenylstyrene		C ₁₁ H ₁₂	16262-48-9	144.213	liq		242	0.93	1.5684 ²⁰	
6466	4-Isopropoxydiphenylamine	4-Isopropoxy- <i>N</i> -phenylaniline	C ₁₈ H ₁₇ NO	101-73-5	227.302		83				



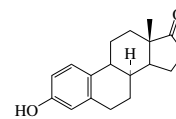
6426
Isodecyl acrylate



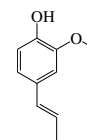
6427
Isodecyl diphenyl phosphate



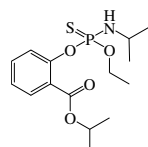
6428
Isodecyl methacrylate



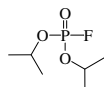
6429
8-Isoestrone



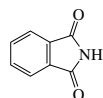
6430
Isoeugenol



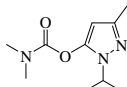
6431
Isofenphos



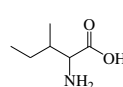
6432
Isofluorophate



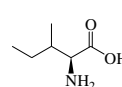
6433
1H-Indole-1,3(2H)-dione



6434
Isolan



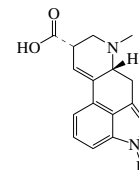
6435
DL-Isoleucine



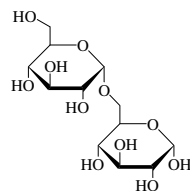
6436
L-Isoleucine



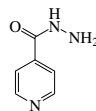
6437
Isolongifolene



6438
Isolysergic acid



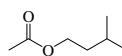
6439
α-Isomaltose



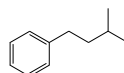
6440
Isoniazid



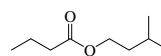
6441
Isopentane



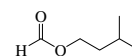
6442
Isopentyl acetate



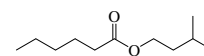
6443
Isopentylbenzene



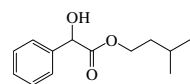
6444
Isopentyl butanoate



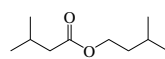
6445
Isopentyl formate



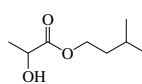
6446
Isopentyl hexanoate



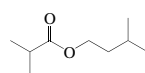
6447
Isopentyl α-hydroxybenzeneacetate



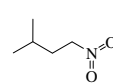
6448
Isopentyl isopentanoate



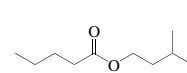
6449
Isopentyl lactate



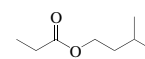
6450
Isopentyl 2-methylpropanoate



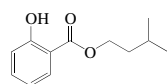
6451
Isopentyl nitrite



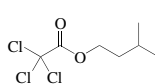
6452
Isopentyl pentanoate



6453
Isopentyl propanoate



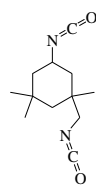
6454
Isopentyl salicylate



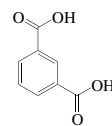
6455
Isopentyl trichloroacetate



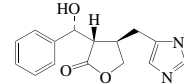
6456
Isophorone



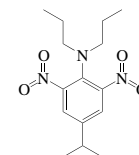
6457
Isophorone diisocyanate



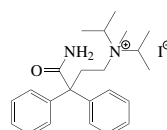
6458
Isophthalic acid



6459
Isopilosine



6460
Isopropalin



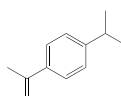
6461
Isopropamide iodide



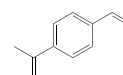
6462
Isopropenyl acetate



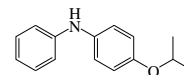
6463
Isopropenylbenzene



6464
p-Isopropenylisopropylbenzene

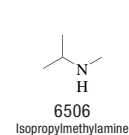
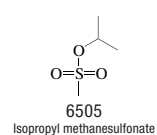
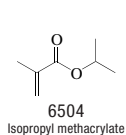
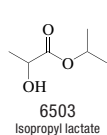
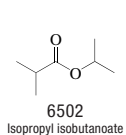
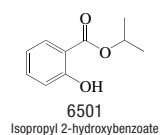
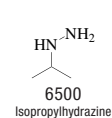
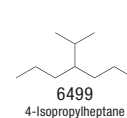
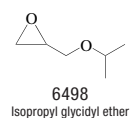
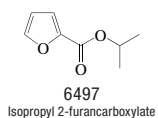
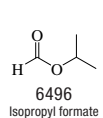
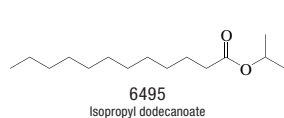
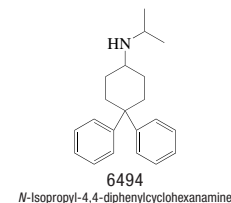
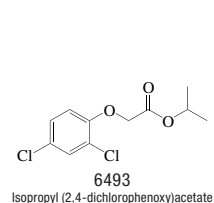
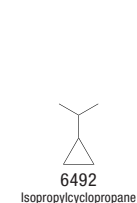
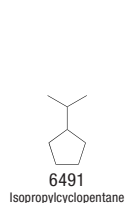
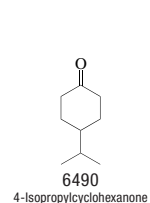
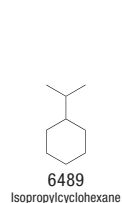
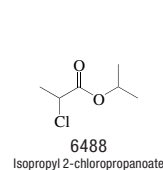
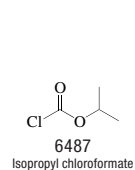
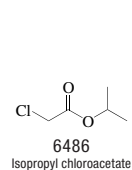
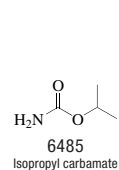
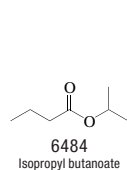
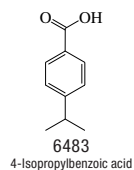
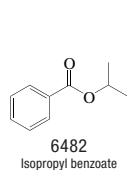
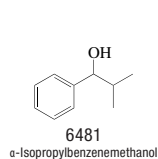
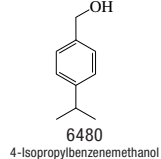
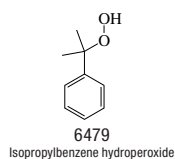
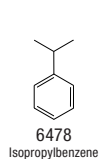
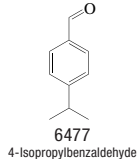
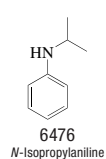
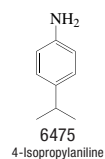
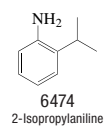
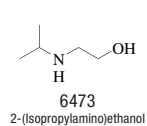
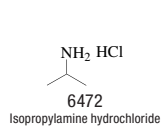
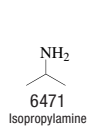
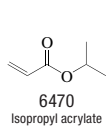
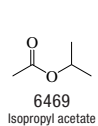
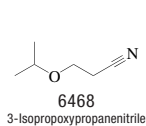
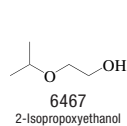


6465
p-Isopropenylstyrene



6466
4-Isopropoxydiphenylamine

No.	Name	Synonym	Mol. Form.	CAS RN	Mol. Wt.	Physical Form	mp/°C	bp/°C	den g cm ⁻³	n _D	Solubility
6467	2-Isopropoxyethanol		C ₅ H ₁₂ O ₂	109-59-1	104.148			141.6(0.4)	0.9030 ²⁰	1.4095 ²⁰	msc H ₂ O, EtOH, eth; s ace
6468	3-Isopropoxypropanenitrile	1-Cyano-2-isopropoxyethane	C ₆ H ₁₁ NO	110-47-4	113.157			65 ¹⁰			s chl
6469	Isopropyl acetate	1-Methylethyl acetate	C ₅ H ₁₀ O ₂	108-21-4	102.132	liq	-73.4	88.6(0.2)	0.8662 ²⁵	1.3746 ²⁵	s H ₂ O, EtOH, ace, chl; msc eth
6470	Isopropyl acrylate	Isopropyl 2-propenoate	C ₆ H ₁₀ O ₂	689-12-3	114.142	liq		51 ¹⁰³			
6471	Isopropylamine	2-Propanamine	C ₃ H ₉ N	75-31-0	59.110	liq	-95.119 (0.001)	31.8(0.2)	0.6891 ²⁰	1.3742 ²⁰	msc H ₂ O, EtOH, eth; vs ace; s bz, chl
6472	Isopropylamine hydrochloride	2-Propanamine hydrochloride	C ₃ H ₁₀ ClN	15572-56-2	95.571		164				s DMSO
6473	2-(Isopropylamino)ethanol		C ₅ H ₁₃ NO	109-56-8	103.163		128.5	169(4)	0.8970 ²⁰	1.4395 ²⁰	msc H ₂ O, EtOH, eth
6474	2-Isopropylaniline		C ₉ H ₁₃ N	643-28-7	135.206			221	0.9760 ¹²		i H ₂ O; s eth, bz, ctc
6475	4-Isopropylaniline	Cumidine	C ₉ H ₁₃ N	99-88-7	135.206			228(3)	0.953 ²⁰		
6476	<i>N</i> -Isopropylaniline		C ₉ H ₁₃ N	768-52-5	135.206			203	0.9526 ²⁵	1.5380 ²⁰	s EtOH, eth, ace, bz
6477	4-Isopropylbenzaldehyde	Cuminaldehyde	C ₁₀ H ₁₂ O	122-03-2	148.201			226(5)	0.9755 ²⁰	1.5301 ²⁰	i H ₂ O; s EtOH, eth; sl ctc
6478	Isopropylbenzene	Cumene	C ₉ H ₁₂	98-82-8	120.191	liq	-96.01(0.05)	152.4(0.2)	0.8640 ²⁵	1.4915 ²⁰	i H ₂ O; msc EtOH, eth, ace, bz, peth, ctc
6479	Isopropylbenzene hydroperoxide	Cumene hydroperoxide	C ₉ H ₁₂ O ₂	80-15-9	152.190	liq		153	1.03 ²⁰		
6480	4-Isopropylbenzenemethanol	Cumic alcohol	C ₁₀ H ₁₄ O	536-60-7	150.217		28	249	0.9818 ²⁰	1.5210 ²⁰	i H ₂ O; msc EtOH, eth; vs bz
6481	α -Isopropylbenzenemethanol	1-Phenyl-2-methylpropyl alcohol	C ₁₀ H ₁₄ O	611-69-8	150.217			223	0.9869 ¹⁴	1.5193 ¹⁴	i H ₂ O; s EtOH, ace
6482	Isopropyl benzoate		C ₁₀ H ₁₂ O ₂	939-48-0	164.201			218(1)	1.0163 ¹⁵	1.4890 ²⁰	i H ₂ O; s EtOH, eth, ace
6483	4-Isopropylbenzoic acid	Cumic acid	C ₁₀ H ₁₂ O ₂	536-66-3	164.201	tcl pl (al)	117(2)	301(20)	1.162 ⁴		sl H ₂ O; vs EtOH, eth; s peth
6484	Isopropyl butanoate		C ₇ H ₁₄ O ₂	638-11-9	130.185			129(3)	0.8588 ²⁰	1.3936 ²⁰	i H ₂ O; s EtOH
6485	Isopropyl carbamate		C ₄ H ₉ NO ₂	1746-77-6	103.120	nd	93	183	0.9951 ⁶⁶		
6486	Isopropyl chloroacetate		C ₅ H ₉ ClO ₂	105-48-6	136.577			150(5)	1.0888 ²⁰	1.4382 ²⁰	vs eth
6487	Isopropyl chloroformate		C ₄ H ₇ ClO ₂	108-23-6	122.551			105		1.4013 ²⁰	vs eth
6488	Isopropyl 2-chloropropanoate		C ₆ H ₁₁ ClO ₂	40058-87-5	150.603			151.5	1.0315 ²⁰	1.4149 ²⁰	i H ₂ O; s EtOH, eth
6489	Isopropylcyclohexane		C ₉ H ₁₈	696-29-7	126.239	liq	-89.9(0.5)	154.4(0.4)	0.8023 ²⁰	1.4410 ²⁰	i H ₂ O; vs EtOH, eth; msc ace, bz
6490	4-Isopropylcyclohexanone		C ₉ H ₁₆ O	5432-85-9	140.222			214	0.9099 ³⁰	1.4552 ²⁵	
6491	Isopropylcyclopentane		C ₈ H ₁₆	3875-51-2	112.213	liq	-111.5(0.1)	126.4(0.8)	0.7765 ²⁰	1.4258 ²⁰	i H ₂ O; msc EtOH, ace, ctc; s eth, bz
6492	Isopropylcyclopropane		C ₆ H ₁₂	3638-35-5	84.159	liq	-113.00(0.09)	58(2)	0.6936 ²⁵	1.3865 ²⁰	
6493	Isopropyl (2,4-dichlorophenoxy)acetate		C ₁₁ H ₁₂ Cl ₂ O ₃	94-11-1	263.117		5	140 ¹	1.26 ²⁵	1.5209 ²⁵	
6494	<i>N</i> -Isopropyl-4,4-diphenylcyclohexanamine	Pramiverin	C ₂₁ H ₂₇ N	14334-40-8	293.446		70	165 ^{0.05}			
6495	Isopropyl dodecanoate	Isopropyl laurate	C ₁₅ H ₃₀ O ₂	10233-13-3	242.398			196 ⁸⁰	0.8536 ²⁰	1.4280 ²⁵	vs eth, EtOH
6496	Isopropyl formate		C ₄ H ₈ O ₂	625-55-8	88.106			68(2)	0.8728 ²⁰	1.3678 ²⁰	sl H ₂ O; msc EtOH, eth; vs ace; s chl
6497	Isopropyl 2-furancarboxylate	Isopropyl 2-furanoate	C ₈ H ₁₀ O ₃	6270-34-4	154.163			198.5	1.0655 ²⁴	1.4682 ²⁴	i H ₂ O; s EtOH, eth, ace, bz
6498	Isopropyl glycidyl ether	(1-Methylethoxy)methyloxirane	C ₆ H ₁₂ O ₂	4016-14-2	116.158			138(18)	0.9186 ²⁰		s H ₂ O, ace, EtOH
6499	4-Isopropylheptane		C ₁₀ H ₂₂	52896-87-4	142.282			161(6)	0.7354 ²⁵	1.4153 ²⁰	
6500	Isopropylhydrazine		C ₃ H ₁₀ N ₂	2257-52-5	74.124	liq		107			s H ₂ O, bz, EtOH; sl eth
6501	Isopropyl 2-hydroxybenzoate	Isopropyl salicylate	C ₁₀ H ₁₂ O ₃	607-85-2	180.200			238	1.0729 ²⁰	1.5065 ²⁰	i H ₂ O; msc EtOH, eth
6502	Isopropyl isobutanoate	Isopropyl isobutyrate	C ₇ H ₁₄ O ₂	617-50-5	130.185			123(9)	0.8471 ²¹		i H ₂ O; s EtOH, eth, ace
6503	Isopropyl lactate		C ₆ H ₁₂ O ₃	617-51-6	132.157			167	0.9980 ²⁰	1.4082 ²⁵	vs H ₂ O, bz, eth, EtOH
6504	Isopropyl methacrylate	Isopropyl 2-methyl-2-propenoate	C ₇ H ₁₂ O ₂	4655-34-9	128.169			130(17)	0.8847 ²⁰	1.4122 ²⁰	vs ace, bz, eth, EtOH
6505	Isopropyl methanesulfonate		C ₄ H ₁₀ O ₃ S	926-06-7	138.185			82 ⁶			
6506	Isopropylmethylamine	Methylisopropylamine	C ₄ H ₁₁ N	4747-21-1	73.137			53.3(0.3)			



No.	Name	Synonym	Mol. Form.	CAS RN	Mol. Wt.	Physical Form	mp/°C	bp/°C	den g cm ⁻³	n _D	Solubility
6507	1-Isopropyl-2-methylbenzene	<i>o</i> -Cymene	C ₁₀ H ₁₄	527-84-4	134.218	liq	-71.5(0.1)	178(2)	0.8766 ²⁰	1.5006 ²⁰	i H ₂ O; msc EtOH, eth, ace, bz, peth, ctc
6508	1-Isopropyl-3-methylbenzene	<i>m</i> -Cymene	C ₁₀ H ₁₄	535-77-3	134.218	liq	-63.8(0.1)	175(4)	0.8610 ²⁰	1.4930 ²⁰	i H ₂ O; msc EtOH, eth, ace, bz, peth, ctc
6509	1-Isopropyl-4-methylbenzene	<i>p</i> -Cymene	C ₁₀ H ₁₄	99-87-6	134.218	liq	-68.1(0.3)	177(2)	0.8573 ²⁰	1.4909 ²⁰	i H ₂ O; msc EtOH, eth, ace, bz, peth, ctc
6510	Isopropyl 3-methylbutanoate		C ₈ H ₁₆ O ₂	32665-23-9	144.212			147(9)	0.8538 ¹⁷	1.3960 ²⁰	vs ace, eth, EtOH
6511	5-Isopropyl-2-methyl-1,3-cyclohexadiene, (<i>R</i>)-		C ₁₀ H ₁₆	4221-98-1	136.234			173	0.8421 ²⁰	1.4772 ¹⁹	
6512	5-Isopropyl-3-methyl-2-cyclohexen-1-one, (±)-	Homocamfin	C ₁₀ H ₁₆ O	535-86-4	152.233	pa ye		244	0.9340 ²¹	1.4865 ²¹	vs ace, EtOH
6513	6-Isopropyl-3-methyl-2-cyclohexen-1-one, (±)-	(±)-Piperitone	C ₁₀ H ₁₆ O	6091-52-7	152.233	liq	-19	232.5	0.9331 ²⁰	1.4845 ²⁰	vs ace, EtOH
6514	Isopropyl methyl ether	2-Methoxypropane	C ₄ H ₁₀ O	598-53-8	74.121			30.8(0.5)	0.7237 ¹⁵	1.3576 ²⁰	sl H ₂ O; msc EtOH, eth
6515	5-Isopropyl-2-methylphenol	Carvacrol	C ₁₀ H ₁₄ O	499-75-2	150.217	nd	2.5(0.2)	241.5(0.5)	0.9772 ²⁰	1.5230 ²⁰	sl H ₂ O; s EtOH, eth, ctc; vs ace
6516	2-Isopropyl-6-methyl-4-pyrimidinol		C ₈ H ₁₂ N ₂ O	2814-20-2	152.193	cry	173				
6517	Isopropyl methyl sulfide		C ₄ H ₁₀ S	1551-21-9	90.187	liq	-101.47(0.06)	84.7(0.5)	0.8291 ²⁰	1.4932 ²⁰	s EtOH, eth, ace
6518	1-Isopropyl-naphthalene		C ₁₃ H ₁₄	6158-45-8	170.250	liq	-15.6(0.2)	271(2)	0.9956 ²⁰	1.5952 ²⁰	
6519	2-Isopropyl-naphthalene		C ₁₃ H ₁₄	2027-17-0	170.250		15.0(0.4)	268(2)	0.9753 ²⁰	1.5848 ²⁰	i H ₂ O; vs EtOH, eth; s bz
6520	Isopropyl nitrate		C ₃ H ₇ NO ₃	1712-64-7	105.093			101(2)	1.034 ¹⁹	1.3912 ¹⁶	s EtOH, eth
6521	Isopropyl nitrite		C ₃ H ₇ NO ₂	541-42-4	89.094	pa ye oil		34(2)	0.8684 ¹⁵		i H ₂ O; s EtOH, eth
6522	1-Isopropyl-4-nitrobenzene		C ₉ H ₁₁ NO ₂	1817-47-6	165.189	pa ye oil		122 ⁹	1.084 ²⁰	1.5367 ²⁰	i H ₂ O; s ace, bz, lig
6523	<i>N</i> -Isopropyl- <i>N</i> -nitroso-2-propanamine		C ₆ H ₁₄ N ₂ O	601-77-4	130.187	cry (eth,w)	48	194.5	0.9422 ²⁰		sl H ₂ O; s EtOH, eth, bz
6524	Isopropyl 3-oxobutanoate	Isopropyl acetoacetate	C ₇ H ₁₂ O ₃	542-08-5	144.168	liq	-27.3	186	0.9835 ²⁰	1.4173 ²⁰	vs eth, EtOH, lig
6525	Isopropyl palmitate	Isopropyl hexadecanoate	C ₁₉ H ₃₈ O ₂	142-91-6	298.504		12.8(0.5)	160 ²	0.8404 ³⁸	1.4364 ²⁵	vs ace, bz, eth, EtOH
6526	Isopropyl pentanoate		C ₈ H ₁₆ O ₂	18362-97-5	144.212				0.8579 ²⁰	1.4061 ²⁰	i H ₂ O; s EtOH, eth, ace
6527	2-Isopropylphenol		C ₉ H ₁₂ O	88-69-7	136.190		17(1)	213.84(0.08)	1.012 ²⁰	1.5315 ²⁰	sl H ₂ O; s EtOH, eth, bz, ctc
6528	3-Isopropylphenol		C ₉ H ₁₂ O	618-45-1	136.190		25.7(0.5)	230(3)		1.5261 ²⁰	vs eth
6529	4-Isopropylphenol		C ₉ H ₁₂ O	99-89-8	136.190	nd (peth)	62(2)	228.0(0.1)	0.990 ²⁰	1.5228 ²⁰	sl H ₂ O; s EtOH, chl
6530	<i>N</i> -Isopropyl- <i>N</i> '-phenyl-1,4-benzenediamine		C ₁₅ H ₁₈ N ₂	101-72-4	226.317		72.5	148 ²			
6531	Isopropyl phenylcarbamate	Propham	C ₁₁ H ₁₃ NO ₂	122-42-9	179.216	wh nd (al)	85(2)		1.09 ²⁰	1.4989 ⁹¹	vs bz, EtOH
6532	1-(4-Isopropylphenyl)ethanone		C ₁₁ H ₁₄ O	645-13-6	162.228			250(13)	0.9753 ¹⁵	1.5235 ²⁰	
6533	Isopropyl propanoate		C ₆ H ₁₂ O ₂	637-78-5	116.158			110(4)	0.8660 ²⁰	1.3872 ²⁰	sl H ₂ O; msc EtOH, eth
6534	<i>N</i> -Isopropyl-2-propanamide		C ₆ H ₁₁ NO	2210-25-5	113.157		64.5	110 ¹⁵			
6535	Isopropylpropylamine	<i>N</i> -Propyl-2-propanamine	C ₆ H ₁₅ N	21968-17-2	101.190			96.2(0.3)			
6536	Isopropyl propyl sulfide		C ₆ H ₁₄ S	5008-73-1	118.240			132.0(0.8)	0.8269 ²⁰		
6537	4-Isopropylpyridine		C ₈ H ₁₁ N	696-30-0	121.180	liq	-54.9(0.5)	182(4)	0.9382 ²⁵	1.4962 ²⁰	sl H ₂ O; msc EtOH, eth; vs ace
6538	Isopropyl 3-pyridinecarboxylate	Isopropyl nicotinate	C ₉ H ₁₁ NO ₂	553-60-6	165.189			126 ³⁰	1.0624 ²⁰	1.4926 ²⁰	
6539	Isopropyl silicate	Tetra(isopropoxy)silane	C ₁₂ H ₂₈ O ₄ Si	1992-48-9	264.434			184	0.8770 ²⁰		s ctc, CS ₂
6540	Isopropyl stearate		C ₂₁ H ₄₂ O ₂	112-10-7	326.557		24.1(0.5)	207 ⁶	0.8403 ³⁸		vs ace, eth, EtOH, chl
6541	4-Isopropylstyrene		C ₁₁ H ₁₄	2055-40-5	146.229	liq	-44.7	207(1)	0.8850 ²⁰	1.5289 ²⁰	vs ace, bz, eth, EtOH
6542	Isopropyl tetradecanoate	Isopropyl myristate	C ₁₇ H ₃₄ O ₂	110-27-0	270.451			193 ²⁰	0.8532 ²⁰	1.4325 ²⁵	i H ₂ O; s EtOH, eth, chl; vs ace, bz
6543	(Isopropylthio)benzene		C ₈ H ₁₂ S	3019-20-3	152.256			208	0.9852 ²⁰	1.5464 ²⁰	
6544	Isopropyl trichloroacetate		C ₅ H ₇ Cl ₃ O ₂	3974-99-0	205.468			174(7)	1.2911 ²⁵	1.4428 ²⁰	vs bz, eth, EtOH
6545	Isopropylurea		C ₄ H ₁₀ N ₂ O	691-60-1	102.134	nd		103 ^{0.1}			s H ₂ O, EtOH, chl, ace; sl eth
6546	Isopropyl vinyl ether	2-(Ethenyloxy)propane	C ₅ H ₁₀ O	926-65-8	86.132	liq	-140	56(4)	0.7534 ²⁰	1.3840 ²⁰	vs ace, bz, eth, EtOH



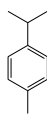
6507

1-Isopropyl-2-methylbenzene



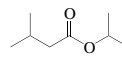
6508

1-Isopropyl-3-methylbenzene



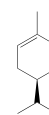
6509

1-Isopropyl-4-methylbenzene

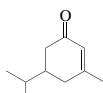


6510

Isopropyl 3-methylbutanoate

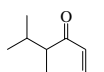


6511

5-Isopropyl-2-methyl-1,3-cyclohexadiene, (*R*)-

6512

5-Isopropyl-3-methyl-2-cyclohexen-1-one, (±)-



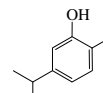
6513

6-Isopropyl-3-methyl-2-cyclohexen-1-one, (±)-



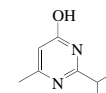
6514

Isopropyl methyl ether



6515

5-Isopropyl-2-methylphenol



6516

2-Isopropyl-6-methyl-4-pyrimidinol



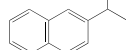
6517

Isopropyl methyl sulfide



6518

1-Isopropyl-9-naphthalene



6519

2-Isopropyl-1-naphthalene



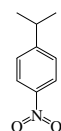
6520

Isopropyl nitrate



6521

Isopropyl nitrite

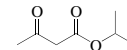


6522

1-Isopropyl-4-nitrobenzene

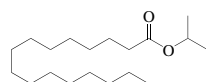


6523

N-Isopropyl-*N*-nitroso-2-propanamine

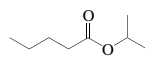
6524

Isopropyl 3-oxobutanoate



6525

Isopropyl palmitate



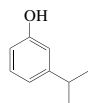
6526

Isopropyl pentanoate



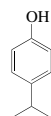
6527

2-Isopropylphenol



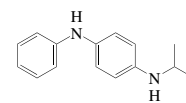
6528

3-Isopropylphenol

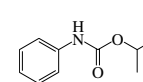


6529

4-Isopropylphenol

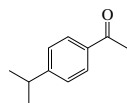


6530

N-Isopropyl-*N'*-phenyl-1,4-benzenediamine

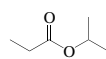
6531

Isopropyl phenylcarbamate



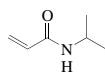
6532

1-(4-Isopropylphenyl)ethanone

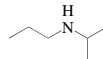


6533

Isopropyl propanoate

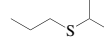


6534

N-Isopropyl-2-propenamide

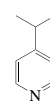
6535

Isopropylpropylamine



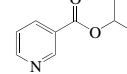
6536

Isopropyl propyl sulfide



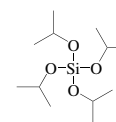
6537

4-Isopropylpyridine



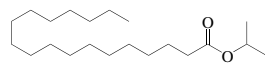
6538

Isopropyl 3-pyridinecarboxylate



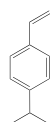
6539

Isopropyl silicate



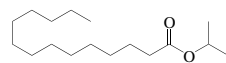
6540

Isopropyl stearate



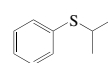
6541

4-Isopropylstyrene



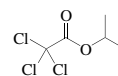
6542

Isopropyl tetradecanoate



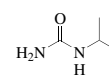
6543

(Isopropylthio)benzene



6544

Isopropyl trichloroacetate



6545

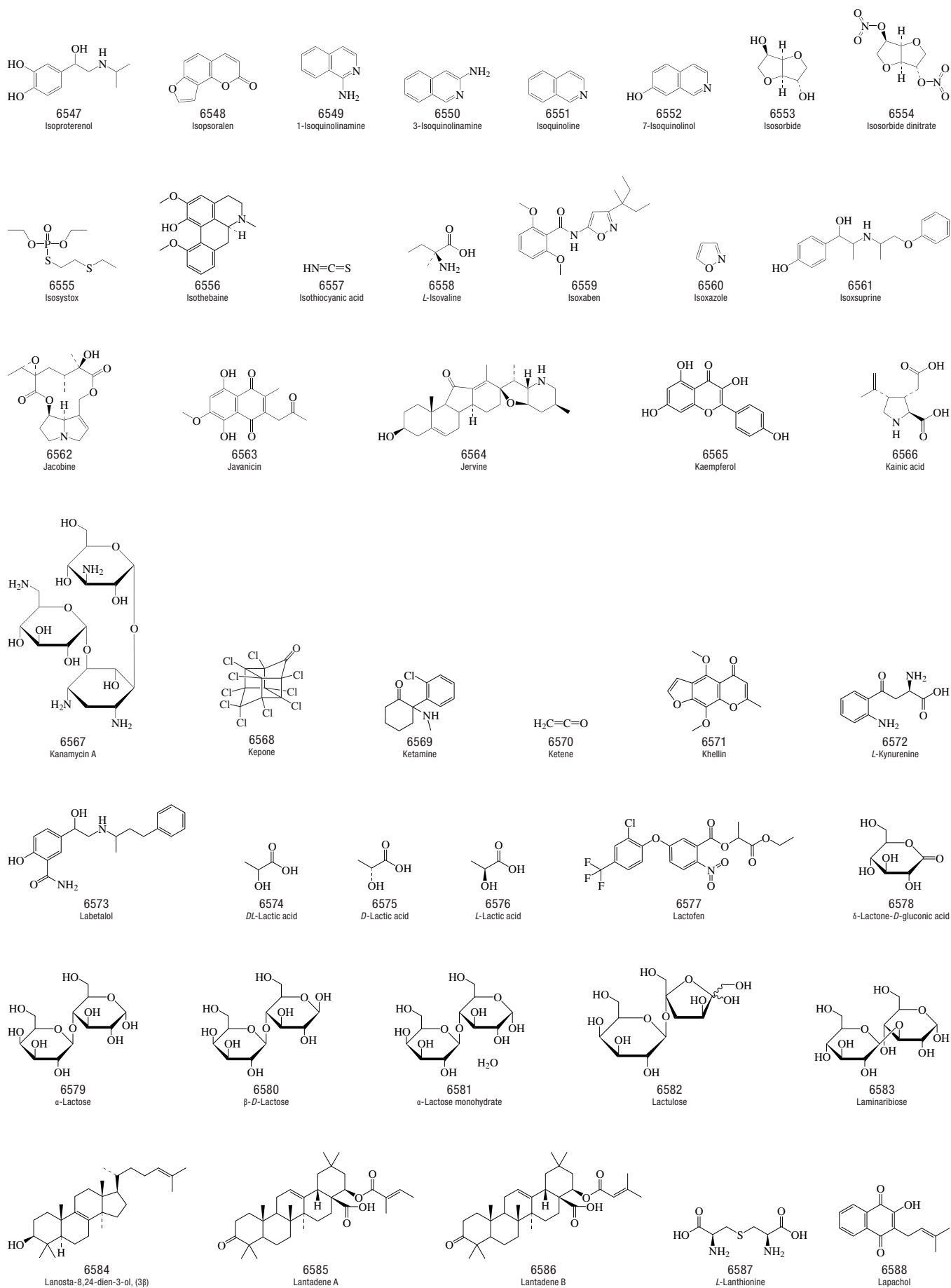
Isopropylurea



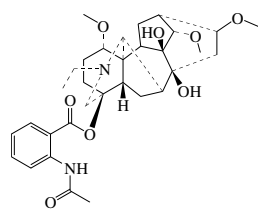
6546

Isopropyl vinyl ether

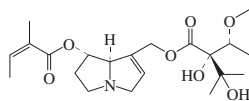
No.	Name	Synonym	Mol. Form.	CAS RN	Mol. Wt.	Physical Form	mp/°C	bp/°C	den g cm ⁻³	n _D	Solubility
6547	Isoproterenol	4-[1-Hydroxy-2-[isopropylamino]ethyl]-1,2-benzenediol	C ₁₁ H ₁₇ NO ₃	7683-59-2	211.258		170.5				
6548	Isopsoralen		C ₁₁ H ₈ O ₃	523-50-2	186.164		139				
6549	1-Isoquinolinamine		C ₉ H ₈ N ₂	1532-84-9	144.173	pl(w)	123	164 ⁸			sl H ₂ O, eth; vs EtOH
6550	3-Isoquinolinamine		C ₉ H ₈ N ₂	25475-67-6	144.173		178.5				
6551	Isoquinoline	Benzo[c]pyridine	C ₉ H ₇ N	119-65-3	129.159	hyg pl	26.46(0.01)	243.2(0.6)	1.0910 ³⁰	1.6148 ²⁰	i H ₂ O; vs EtOH, chl; msc eth, bz
6552	7-Isoquinolinol		C ₉ H ₇ NO	7651-83-4	145.158		230				sl H ₂ O, eth; s EtOH
6553	Isosorbide		C ₆ H ₁₀ O ₄	652-67-5	146.141		63	170 ²			
6554	Isosorbide dinitrate	1,4:3,6-Dianhydroglucitol	C ₆ H ₈ N ₂ O ₈	87-33-2	236.136	col cry	52				vs EtOH, eth, ace
6555	Isosystox	Demeton-S	C ₈ H ₁₉ O ₃ PS ₂	126-75-0	258.339	liq		133 ²	1.132 ²¹		s H ₂ O
6556	Isothebaine		C ₁₉ H ₂₁ NO ₃	568-21-8	311.375	orth cry (al)	203.5				i H ₂ O; msc EtOH, chl; sl eth; s MeOH
6557	Isothiocyanic acid		CHNS	3129-90-6	59.091	unstab gas					
6558	L-Isovaline	2-Amino-2-methylbutyric acid	C ₆ H ₁₁ NO ₂	595-40-4	117.147	nd (w)	≈300				s EtOH; sl eth
6559	Isoxaben		C ₁₈ H ₂₄ N ₂ O ₄	82558-50-7	332.395	wh cry	173				s EtOAc, MeCN, MeOH
6560	Isoxazole	1-Oxa-2-azacyclopentadiene	C ₃ H ₃ NO	288-14-2	69.062			95.4(0.7)	1.078 ²⁰	1.4298 ¹⁷	s H ₂ O
6561	Isosuprine		C ₁₈ H ₂₆ NO ₃	395-28-8	301.381	cry	103.0				
6562	Jacobine		C ₁₈ H ₂₈ NO ₆	6870-67-3	351.395	pl (EtOH)	228				
6563	Javanicin		C ₁₈ H ₁₄ O ₆	476-45-9	290.268	red cry (al)	208 dec				s alk
6564	Jervine		C ₂₇ H ₃₉ NO ₃	469-59-0	425.604		243 dec				i H ₂ O; s EtOH, ace, chl; sl eth
6565	Kaempferol		C ₁₅ H ₁₀ O ₆	520-18-3	286.236	ye nd (al, + 1 w)	277				sl H ₂ O, chl; vs EtOH, eth, ace; i bz
6566	Kainic acid		C ₁₀ H ₁₅ NO ₄	487-79-6	213.231	cry (EtOH aq)	253 dec				s H ₂ O; i EtOH
6567	Kanamycin A		C ₁₈ H ₃₆ N ₄ O ₁₁	59-01-8	484.499	cry (EtOH)					
6568	Kepone	Chlordecone	C ₁₀ Cl ₁₀ O	143-50-0	490.636		350 dec		1.61 ²⁵		
6569	Ketamine	2-(2-Chlorophenyl)-2-(methylamino)cyclohexanone, (±)	C ₁₃ H ₁₆ ClNO	6740-88-1	237.725	cry (eth-pentane)	92.5				
6570	Ketene		C ₂ H ₂ O	463-51-4	42.036	col gas	-151	-49.7(0.4)			sl eth, ace
6571	Khellin	4,9-Dimethoxy-7-methyl-5H-furo[3,2-g][1]benzopyran-5-one	C ₁₄ H ₁₂ O ₅	82-02-0	260.242	eth, al	154 dec	190 ^{0.05}			i H ₂ O; s EtOH, ace; sl eth, chl
6572	L-Kynurenine	Benzenebutanoic acid, α,2-diamino-γ-oxo-	C ₁₀ H ₁₂ N ₂ O ₃	343-65-7	208.213	lf (+/2w)	194 dec				sl H ₂ O
6573	Labetalol		C ₁₈ H ₂₄ N ₂ O ₃	36894-69-6	328.405	cry (MeOH)	164				
6574	DL-Lactic acid	2-Hydroxypropanoic acid, (±)	C ₃ H ₆ O ₃	598-82-3	90.078	ye cry	16.9(0.2)	122 ¹⁵	1.2060 ²¹	1.4392 ²⁰	vs H ₂ O, EtOH; sl eth
6575	D-Lactic acid	D-Hydroxypropanoic acid	C ₃ H ₆ O ₃	10326-41-7	90.078	pl (chl)	53	103 ²			vs H ₂ O, EtOH
6576	L-Lactic acid	L-2-Hydroxypropanoic acid	C ₃ H ₆ O ₃	79-33-4	90.078	hyg pr (eth)	53				vs H ₂ O, EtOH
6577	Lactofen		C ₁₉ H ₁₅ ClF ₃ NO ₇	77501-63-4	461.773	ye pow (bz)	93				
6578	δ-Lactone-D-gluconic acid	δ-D-Gluconolactone	C ₆ H ₁₀ O ₆	90-80-2	178.139	nd (al)					
6579	α-Lactose		C ₁₂ H ₂₂ O ₁₁	14641-93-1	342.296	wh pow	222.8				vs H ₂ O; sl EtOH; i eth, chl
6580	β-D-Lactose		C ₁₂ H ₂₂ O ₁₁	5965-66-2	342.296		254		1.59 ²⁰		vs H ₂ O; sl EtOH; i eth, chl
6581	α-Lactose monohydrate		C ₁₂ H ₂₄ O ₁₂	5989-81-1	360.312	mcl (w)	201 dec		1.547 ²⁰		vs H ₂ O; i EtOH, eth, chl, MeOH
6582	Lactulose	4-O-β-D-Galactopyranosyl-D-fructose	C ₁₂ H ₂₂ O ₁₁	4618-18-2	342.296	hx pl (MeOH)	169				vs H ₂ O
6583	Laminaribiose	3-O-β-D-Glucopyranosyl-D-glucose	C ₁₂ H ₂₂ O ₁₁	34980-39-7	342.296		205				
6584	Lanosta-8,24-dien-3-ol, (3β)	Lanosterol	C ₃₀ H ₅₀ O	79-63-0	426.717	nd (eth), cry (MeOH-ace)	140.5				vs eth, EtOH, chl
6585	Lantadene A	Rehmannic acid	C ₃₅ H ₅₂ O ₅	467-81-2	552.785	cry (MeOH)	297				
6586	Lantadene B		C ₃₅ H ₅₂ O ₅	467-82-3	552.785	cry (EtOH)	302				
6587	L-Lanthionine	L-Cysteine, S-(2-amino-2-carboxyethyl)-, (R)-	C ₆ H ₁₂ N ₂ O ₄ S	922-55-4	208.235	hex pl	294 dec				sl H ₂ O
6588	Lapachol	2-Hydroxy-3-(3-methyl-2-butenyl)-1,4-naphthalenedione	C ₁₅ H ₁₄ O ₃	84-79-7	242.270	ye pr (eth, bz) pl (al)	139.5				i H ₂ O; s EtOH, eth, bz, chl; vs HOAc



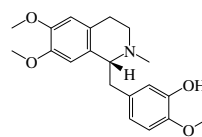
No.	Name	Synonym	Mol. Form.	CAS RN	Mol. Wt.	Physical Form	mp/°C	bp/°C	den g cm ⁻³	n _D	Solubility
6589	Lappaconitine		C ₃₂ H ₄₄ N ₂ O ₈	32854-75-4	584.699	hex pl (al)	217.5				i H ₂ O; sl EtOH, eth; s bz, chl
6590	Lasiocarpine		C ₂₁ H ₃₃ NO ₇	303-34-4	411.490	col pl (peth)	95.5				sl H ₂ O; s EtOH, bz, eth
6591	Laudanidine		C ₂₀ H ₂₅ NO ₄	301-21-3	343.418	hex pr (al)	184.5				vs H ₂ O, bz
6592	Laudanine		C ₂₀ H ₂₅ NO ₄	85-64-3	343.418	ye wh pr (dil al, al-chl)	167		1.26 ²⁰		sl H ₂ O; EtOH, eth; s bz, chl
6593	Laudanosine		C ₂₁ H ₂₇ NO ₄	2688-77-9	357.444	nd (peth), pr (al)	89				vs ace, eth, EtOH, chl
6594	Laureline		C ₁₉ H ₁₉ NO ₃	81-38-9	309.359	tab (al) cubes (peth)	114				i H ₂ O; s EtOH, eth, dil acid, con sulf
6595	Laurocapram	1-Dodecylhexahydro-2H-azepin-2-one	C ₁₈ H ₃₅ NO	59227-89-3	281.477	col liq	-7	160 ⁵⁰	0.91	1.4701	i H ₂ O
6596	Lead bis(dimethyldithiocarbamate)		C ₆ H ₁₂ N ₂ PbS ₄	19010-66-3	447.6	pale ye nd	258				
6597	Ledol		C ₁₅ H ₂₆ O	577-27-5	222.366	nd (al)	105	292	0.9078 ¹⁰⁰	1.4667 ¹¹⁰	vs ace, eth, EtOH
6598	Lenacil		C ₁₃ H ₁₈ N ₂ O ₂	2164-08-1	234.294		290		1.32 ²⁵		vs py
6599	Leptophos		C ₁₃ H ₁₀ BrCl ₂ O ₂ PS	21609-90-5	412.066	tan waxy solid	74.0(0.5)		1.53 ²⁵		i H ₂ O; vs bz; s ace, 2-ProH, xyl
6600	<i>DL</i> -Leucine		C ₆ H ₁₃ NO ₂	328-39-2	131.173	lf (w)	293	sub	1.293 ¹⁸		s H ₂ O; sl EtOH; i eth
6601	<i>D</i> -Leucine		C ₆ H ₁₃ NO ₂	328-38-1	131.173	pl (al)	293	sub			sl H ₂ O
6602	<i>L</i> -Leucine	2-Amino-4-methylpentanoic acid	C ₆ H ₁₃ NO ₂	61-90-5	131.173	hex pl (dil al)	293	sub	1.293 ¹⁸		sl H ₂ O; i EtOH, eth
6603	<i>N</i> -Leucylglycine		C ₈ H ₁₆ N ₂ O ₃	686-50-0	188.224		248 dec				s H ₂ O; sl EtOH, eth; i ace, bz, chl
6604	Leuprolide		C ₅₉ H ₈₄ N ₁₆ O ₁₂	53714-56-0	1209.398	fluffy solid					
6605	Leurosine		C ₄₆ H ₅₆ N ₄ O ₉	23360-92-1	808.959	cry	203				
6606	Levallorphan	17-Allylmorphinan-3-ol	C ₁₉ H ₂₅ NO	152-02-3	283.408	cry (EtOH aq)	181				
6607	Levodopa	<i>L</i> -3,4-Dihydroxyphenylalanine	C ₉ H ₁₁ NO ₄	59-92-7	197.188	pl (dil al) pr or nd (w+SO ₂)	277(2)				s H ₂ O; i EtOH, eth, ace, bz; s alk, MeOH
6608	Levopimaric acid		C ₂₀ H ₃₀ O ₂	79-54-9	302.451	orth cry	150				
6609	Levorphanol	17-Methylmorphinan-3-ol	C ₁₇ H ₂₃ NO	77-07-6	257.371	cry	198				
6610	<i>α</i> -Limonene	<i>p</i> -Mentha-1,8-diene, (<i>R</i>)	C ₁₀ H ₁₆	5989-27-5	136.234	oil	-74.0(0.6)	177.6(0.5)	0.8411 ²⁰	1.4730 ²⁰	i H ₂ O; msc EtOH, eth; s ctc
6611	<i>l</i> -Limonene	<i>p</i> -Mentha-1,8-diene, (<i>S</i>)	C ₁₀ H ₁₆	5989-54-8	136.234	oil		178(1)	0.843 ²⁰	1.4746 ²⁰	i H ₂ O; vs eth, EtOH
6612	Linalol	3,7-Dimethyl-1,6-octadien-3-ol, (±)-	C ₁₀ H ₁₈ O	22564-99-4	154.249			198	0.870 ¹⁵	1.4627	
6613	Linalyl acetate	3,7-Dimethyl-1,6-octadien-3-yl acetate	C ₁₂ H ₂₀ O ₂	115-95-7	196.286	liq		221(6)	0.895 ²⁰	1.4460 ²⁰	i H ₂ O; misc EtOH, eth
6614	Lincomycin		C ₁₈ H ₃₄ N ₂ O ₆ S	154-21-2	406.537	amor solid					sl H ₂ O; s EtOH, ace, chl
6615	Linoleic acid	<i>cis,cis</i> -9,12-Octadecadienoic acid	C ₁₈ H ₃₂ O ₂	60-33-3	280.446	col liq	-6.9(0.7)	229 ¹⁶	0.9022 ²⁰	1.4699 ²⁰	vs ace, bz, eth, EtOH
6616	Linolenic acid	<i>cis,cis,cis</i> -9,12,15-Octadecatrienoic acid	C ₁₈ H ₃₀ O ₂	463-40-1	278.430		-10(2)	231 ¹⁷	0.9164 ²⁰	1.4800 ²⁰	i H ₂ O; s EtOH, eth; sl bz
6617	Linuron		C ₉ H ₁₀ Cl ₂ N ₂ O ₂	330-55-2	249.093		92.9(1)				
6618	Liothyronine		C ₁₅ H ₁₂ I ₂ NO ₄	6893-02-3	650.974	cry	236 dec				i H ₂ O, EtOH; s dil alk
6619	Lipoamide	1,2-Dithiolane-3-pentanamide	C ₈ H ₁₅ NOS ₂	940-69-2	205.341	cry	128				
6620	<i>α</i> -Lipoic acid	1,2-Dithiolane-3-pentanolic acid	C ₈ H ₁₄ O ₂ S ₂	62-46-4	206.326	ye nd	61	162			i H ₂ O
6621	Lisinopril		C ₂₁ H ₃₅ N ₃ O ₇	83915-83-7	441.519	wh cry pow	159				i EtOH, chl, ace; sl MeOH
6622	Lithium oxalate		C ₂ Li ₂ O ₄	30903-87-8	101.901	col cry	dec		2.121 ¹⁷		s H ₂ O; i EtOH, eth
6623	Lobelanidine		C ₂₂ H ₂₉ NO ₂	552-72-7	339.471	sc (al, eth)	150				i H ₂ O; s EtOH; sl eth; vs ace, bz, py
6624	Lobelanine		C ₂₂ H ₂₅ NO ₂	579-21-5	335.440	nd (eth, peth)	99				vs ace, bz, EtOH, chl
6625	Lobeline		C ₂₂ H ₂₇ NO ₂	90-69-7	337.455	nd (al, bz)	130.5				sl H ₂ O; s EtOH, eth, bz, chl; vs ace
6626	Loflucarban		C ₁₃ H ₉ Cl ₂ FN ₂ S	790-69-2	315.192		163.5				



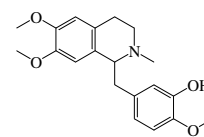
6589
Lappaconitine



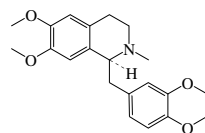
6590
Lasiocarpine



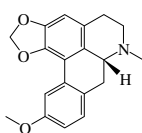
6591
Laudanidine



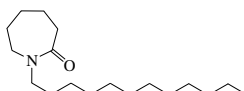
6592
Laudanine



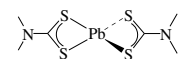
6593
Laudanosine



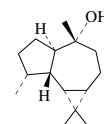
6594
Laureline



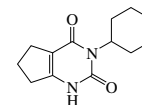
6595
Laurocapram



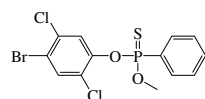
6596
Lead bis(dimethyldithiocarbamate)



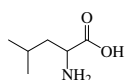
6597
Ledol



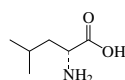
6598
Lenacil



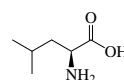
6599
Leptophos



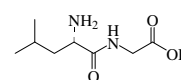
6600
DL-Leucine



6601
D-Leucine



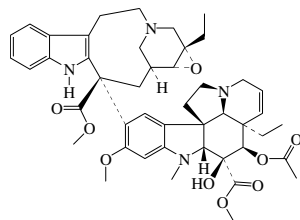
6602
L-Leucine



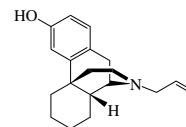
6603
N-Leucylglycine

H-5-oxoPro-His-Trp-Ser-Tyr-D-Leu-Leu-Arg-Pro-NHEt

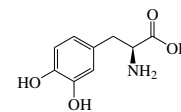
6604
Leuprolide



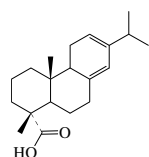
6605
Leurosine



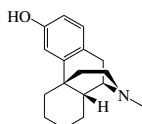
6606
Levallorphan



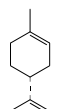
6607
Levodopa



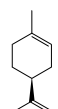
6608
Levopimaric acid



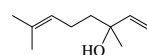
6609
Levorphanol



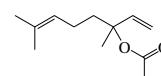
6610
d-Limonene



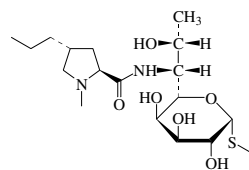
6611
l-Limonene



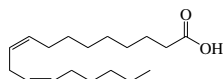
6612
Linalol



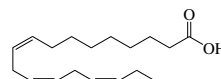
6613
Linalyl acetate



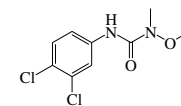
6614
Lincomycin



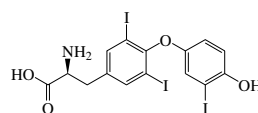
6615
Linoleic acid



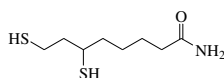
6616
Linolenic acid



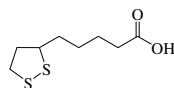
6617
Linuron



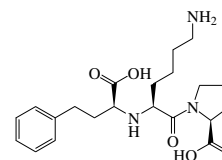
6618
Liothyronine



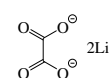
6619
Lipoamide



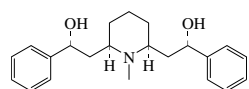
6620
alpha-Lipoic acid



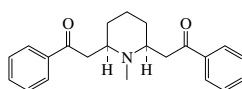
6621
Lisinopril



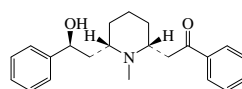
6622
Lithium oxalate



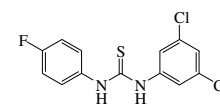
6623
Lobelanidine



6624
Lobelaine

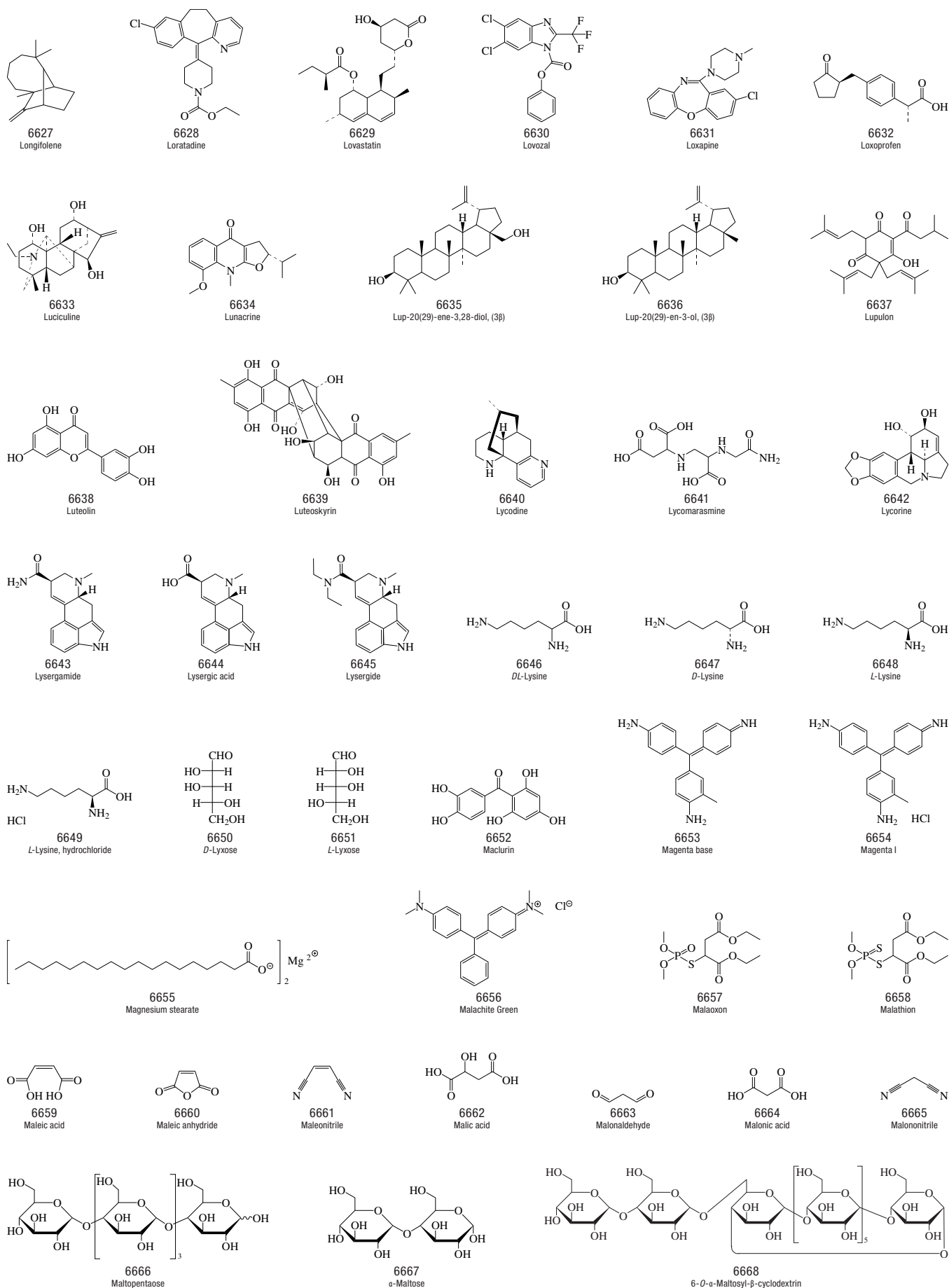


6625
Lobeline

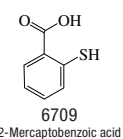
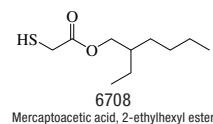
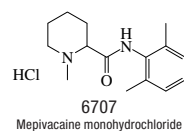
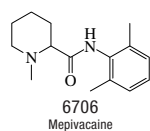
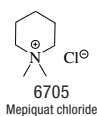
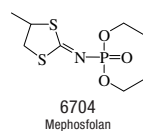
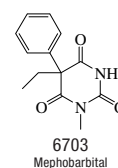
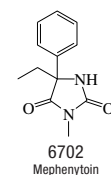
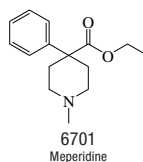
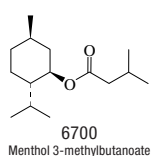
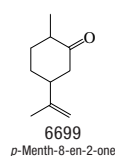
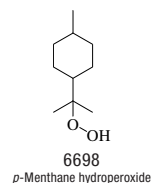
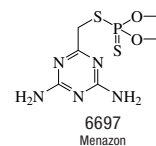
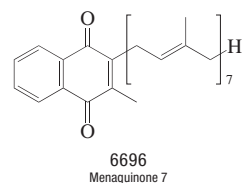
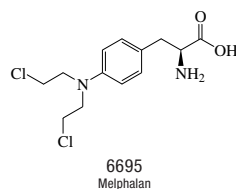
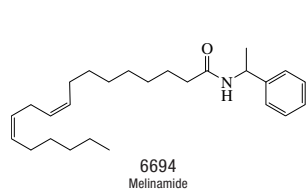
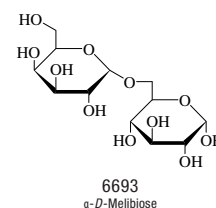
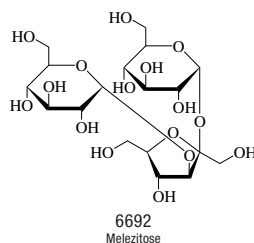
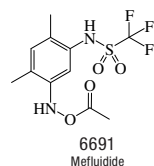
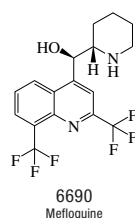
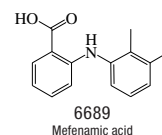
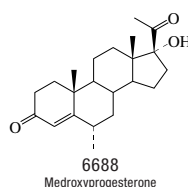
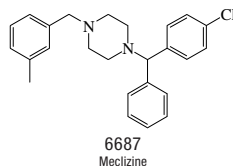
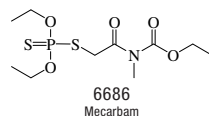
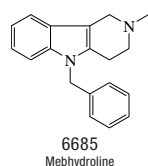
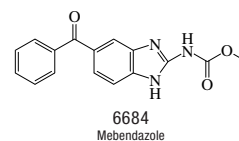
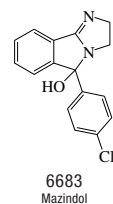
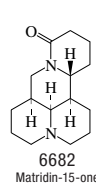
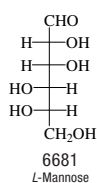
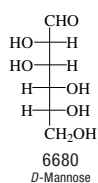
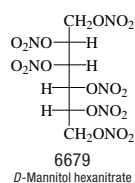
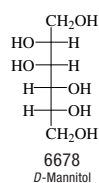
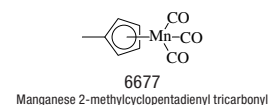
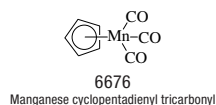
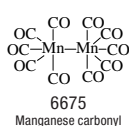
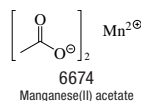
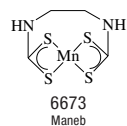
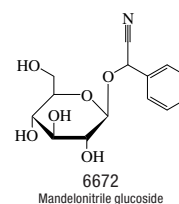
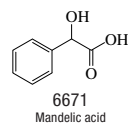
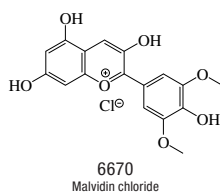
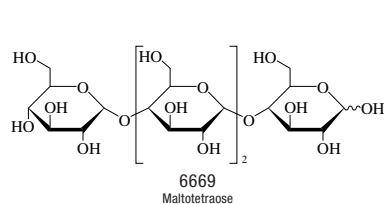


6626
Loflucartan

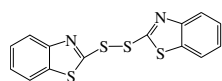
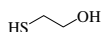
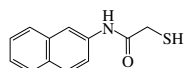
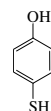
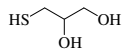
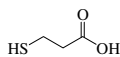
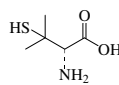
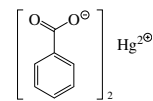
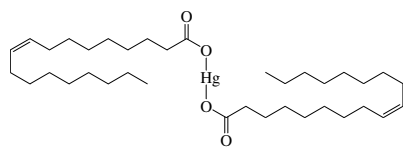
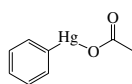
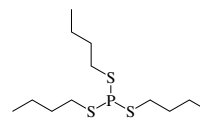
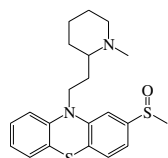
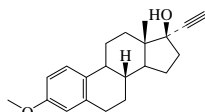
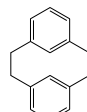
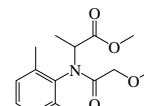
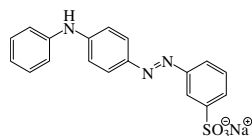
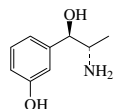
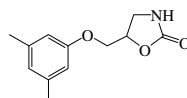
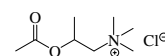
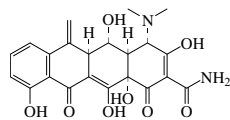
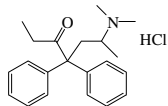
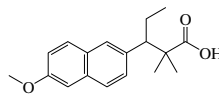
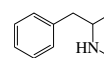
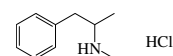
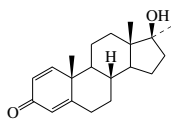
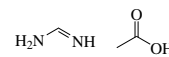
No.	Name	Synonym	Mol. Form.	CAS RN	Mol. Wt.	Physical Form	mp/°C	bp/°C	den g cm ⁻³	n _D	Solubility
6627	Longifolene	Kuromatsuene	C ₁₅ H ₂₄	475-20-7	204.352			258	0.9319 ¹⁸	1.5040 ²⁰	i H ₂ O; s bz
6628	Loratadine	Claritin	C ₂₂ H ₂₃ ClN ₂ O ₂	79794-75-5	382.883	cry (MeCN)	132				
6629	Lovastatin	Mevacor	C ₂₄ H ₃₆ O ₅	75330-75-5	404.540	wh cry (ace aq)	179(1)				i H ₂ O; vs chl; s DMF; sl ace, EtOH
6630	Lovozal		C ₁₅ H ₇ Cl ₂ F ₃ N ₂ O ₂	14255-88-0	375.130	ye cry	103				s ace, diox
6631	Loxapine		C ₁₈ H ₁₉ ClN ₂ O	1977-10-2	327.808	ye cry (peth)	109.5				
6632	Loxoprofen	α-Methyl-4-[(2-oxocyclopentyl)methyl]benzeneacetic acid	C ₁₅ H ₁₈ O ₃	68767-14-6	246.302	col oil	110	192 ^{9,3}			
6633	Luciculine	Napelline	C ₂₂ H ₃₅ NO ₃	5008-52-6	361.518	cry (+1w, ace)	149	165 ^{9,02}			vs EtOH
6634	Lunacrine		C ₁₆ H ₁₃ NO ₃	82-40-6	273.327						s chl
6635	Lup-20(29)-ene-3,28-diol, (3β)	Betulin	C ₃₀ H ₅₀ O ₂	473-98-3	442.717	nd (al +1)	256(2)	240 sub			i H ₂ O; sl EtOH, bz; s eth, AcOEt, lig
6636	Lup-20(29)-en-3-ol, (3β)	Lupeol	C ₃₀ H ₅₀ O	545-47-1	426.717	nd (al, ace)	216		0.9457 ²¹⁸	1.4910 ²¹⁸	i H ₂ O; vs EtOH, eth, ace, bz, chl
6637	Lupulon		C ₂₆ H ₃₈ O ₄	468-28-0	414.578	pr (MeOH)	93				i H ₂ O; s EtOH, peth, hx
6638	Luteolin		C ₁₅ H ₁₀ O ₆	491-70-3	286.236	ye nd (dil al, + 1 w)	328(1)				sl H ₂ O; s EtOH, eth, alk, con sulf
6639	Luteoskyrin	8,8'-Dihydroxyrugulosin	C ₃₀ H ₂₂ O ₁₂	21884-44-6	574.489	ye nd (EtOH)	278 dec				
6640	Lycodine		C ₁₆ H ₂₂ N ₂	20316-18-1	242.359	orth pr	99	190 ^{1,0}			s H ₂ O, chl, eth, EtOH; i peth
6641	Lycomarasmine		C ₉ H ₁₅ N ₃ O ₇	7611-43-0	277.231		228 dec				
6642	Lycorine		C ₁₆ H ₁₇ NO ₄	476-28-8	287.311	pr (al, py)	280	sub			i H ₂ O; sl EtOH, eth, chl
6643	Lysergamide		C ₁₆ H ₁₇ N ₃ O	478-94-4	267.325	cry (MeOH), pr (aq, ace)	137.5				sl EtOH, ace, os
6644	Lysergic acid		C ₁₆ H ₁₆ N ₂ O ₂	82-58-6	268.310	If or hex sc (w)	240 dec				sl H ₂ O, eth, bz; s EtOH, py
6645	Lysergide		C ₂₀ H ₂₅ N ₃ O	50-37-3	323.432		82				
6646	DL-Lysine	2,6-Diaminohexanoic acid, (±)	C ₆ H ₁₄ N ₂ O ₂	70-54-2	146.187		224				sl H ₂ O
6647	D-Lysine	2,6-Diaminohexanoic acid, (D)	C ₆ H ₁₄ N ₂ O ₂	923-27-3	146.187		218 dec				s H ₂ O
6648	L-Lysine	2,6-Diaminohexanoic acid, (L)	C ₆ H ₁₄ N ₂ O ₂	56-87-1	146.187	nd (w, dil al)	224 dec				s H ₂ O; i EtOH, eth, ace, bz
6649	L-Lysine, hydrochloride		C ₆ H ₁₅ ClN ₂ O ₂	10098-89-2	182.648		263 dec				
6650	D-Lyxose		C ₅ H ₁₀ O ₅	1114-34-7	150.130		108		1.545 ²⁰		
6651	L-Lyxose		C ₅ H ₁₀ O ₅	1949-78-6	150.130		110				
6652	Maclurin	(3,4-Dihydroxyphenyl)(2,4,6-trihydroxyphenyl)methanone	C ₁₃ H ₁₀ O ₆	519-34-6	262.214	ye nd (al)	222.5				vs eth, EtOH
6653	Magenta base	Rosaniline	C ₂₀ H ₁₉ N ₃	3248-93-9	301.385	br-red cry	186 dec				
6654	Magenta I	Rosaniline hydrochloride	C ₂₀ H ₂₀ ClN ₃	632-99-5	337.846	grn cry	200 dec				sl H ₂ O, EtOH; i eth
6655	Magnesium stearate	Magnesium octadecanoate	C ₃₆ H ₇₀ MgO ₄	557-04-0	591.244	wh pow	132				i H ₂ O; reac acid
6656	Malachite Green		C ₂₃ H ₂₅ ClN ₂	569-64-2	364.911	grn cry					vs H ₂ O, EtOH, MeOH
6657	Malaoxon	(Dimethoxyphosphinylthio)-butanedioic acid	C ₁₀ H ₁₉ O ₇ PS	1634-78-2	314.293	liq		132 ^{9,1}			
6658	Malathion		C ₁₀ H ₁₉ O ₆ PS ₂	121-75-5	330.358	ye-br liq	3.0(0.4)	156 ^{9,7} dec	1.2076 ²⁰	1.4960 ²⁰	sl H ₂ O; s EtOH, eth, bz
6659	Maleic acid	cis-2-Butenedioic acid	C ₄ H ₄ O ₄	110-16-7	116.073	mcl pr (w)	143.5(0.5)		1.590 ²⁰		vs H ₂ O, EtOH, ace; s eth; i bz, chl
6660	Maleic anhydride		C ₄ H ₂ O ₃	108-31-6	98.057	nd (chl, eth)	52.56(0.04)	202	1.314 ⁶⁰		s H ₂ O; s eth, ace, chl; sl lig
6661	Maleonitrile	cis-Butenedinitrile	C ₄ H ₂ N ₂	928-53-0	78.072	pr (EtOH)	31.5	111 ²⁰			
6662	Malic acid	Hydroxybutanedioic acid	C ₄ H ₆ O ₅	617-48-1	134.088		132		1.601 ²⁰		s H ₂ O; vs eth, EtOH, MeOH
6663	Malonaldehyde	1,3-Propanedial	C ₃ H ₂ O ₂	542-78-9	72.063	hyg nd	73				
6664	Malonic acid		C ₃ H ₄ O ₄	141-82-2	104.062	tcl (al)	135(1)	sub	1.619 ¹⁰		vs H ₂ O, py; s EtOH, eth; i bz
6665	Malononitrile		C ₃ H ₂ N ₂	109-77-3	66.061		31.83(0.02)	219(3)	1.1910 ²⁰	1.4146 ³⁴	s H ₂ O, ace, bz, chl; vs EtOH, eth
6666	Maltopentaose		C ₃₀ H ₅₂ O ₂₆	34620-76-3	828.718	cry (w)	78 (hyd)				
6667	α-Maltose		C ₁₂ H ₂₂ O ₁₁	4482-75-1	342.296	nd (al)	162.5		1.546 ²⁰		vs H ₂ O
6668	6-O-α-Maltosyl-β-cyclodextrin		C ₅₄ H ₉₀ O ₄₅	104723-60-6	1459.266	cry (MeOH)					



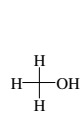
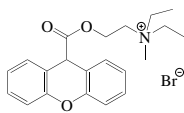
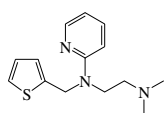
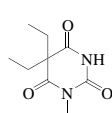
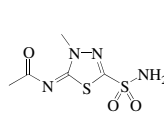
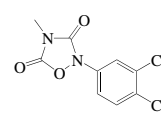
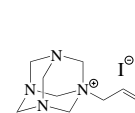
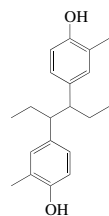
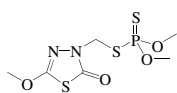
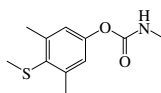
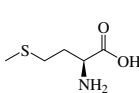
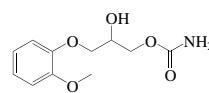
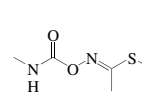
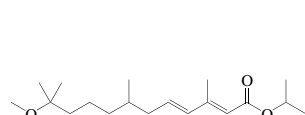
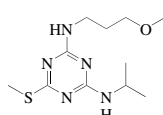
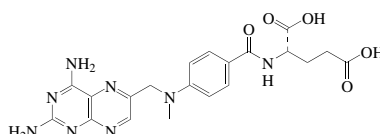
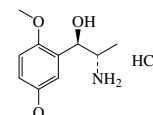
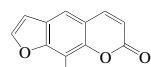
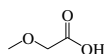
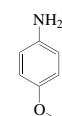
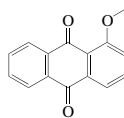
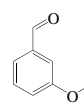
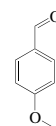
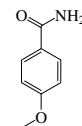
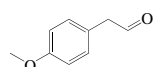
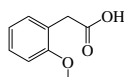
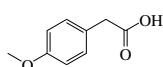
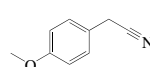
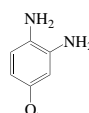
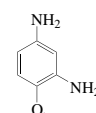
No.	Name	Synonym	Mol. Form.	CAS RN	Mol. Wt.	Physical Form	mp/°C	bp/°C	den g cm ⁻³	n _D	Solubility
6669	Maltotetraose		C ₂₄ H ₄₂ O ₂₁	34612-38-9	666.577	amorp solid	170 dec				
6670	Malvidin chloride		C ₁₇ H ₁₅ ClO ₇	643-84-5	366.750		>300				sl H ₂ O; s EtOH, MeOH
6671	Mandelic acid	α-Hydroxybenzeneacetic acid	C ₈ H ₈ O ₃	611-72-3	152.148	orth pl	118.6(1)		1.2890 ²⁰		s H ₂ O, eth, EtOH, i-PrOH
6672	Mandelonitrile glucoside		C ₁₄ H ₁₇ NO ₆	138-53-4	295.288	wh nd or pl (al)	122				vs H ₂ O, EtOH
6673	Maneb	Manganese, [[1,2-ethanediy]bis-[carbamo]thioato]](2-)-	C ₄ H ₆ MnN ₂ S ₄	12427-38-2	265.302		dec 200				
6674	Manganese(II) acetate		C ₄ H ₆ O ₄ Mn	638-38-0	173.027	red cry (w)	210				s H ₂ O, MeOH, HOAc; i ace
6675	Manganese carbonyl	Dimanganese decacarbonyl	C ₁₀ Mn ₂ O ₁₀	10170-69-1	389.977	ye mcl cry	154		1.75		i H ₂ O; s os
6676	Manganese cyclopentadienyl tricarbonyl		C ₈ H ₅ MnO ₃	12079-65-1	204.062	pale ye cry	77(2)				s os
6677	Manganese 2-methylcyclopentadienyl tricarbonyl		C ₉ H ₇ MnO ₃	12108-13-3	218.088	ye liq	1.5	233	1.388 ²⁰		i H ₂ O; misc bz
6678	D-Mannitol	Cordycepic acid	C ₆ H ₁₄ O ₆	69-65-8	182.171	orth nd or pr (w)	164.1(0.1)	295 ^{3,5}	1.489 ²⁰	1.3330	vs H ₂ O; sl EtOH, py; i eth
6679	D-Mannitol hexanitrate		C ₆ H ₆ N ₆ O ₁₈	15825-70-4	452.157	nd (al)	111(1)	exp	1.8 ²⁰		vs bz, eth, EtOH
6680	D-Mannose	Seminose	C ₆ H ₁₂ O ₆	3458-28-4	180.155	nd or orth pr (al)	118(2)		1.539 ²⁰		vs H ₂ O; sl EtOH, MeOH; i eth, bz
6681	L-Mannose		C ₆ H ₁₂ O ₆	10030-80-5	180.155	cry (al)	132				vs H ₂ O
6682	Matridin-15-one	Matrine	C ₁₅ H ₂₄ N ₂ O	519-02-8	248.364	α-nd or pl; β-orth pr		223 ⁶		1.5286 ²⁵	s H ₂ O, eth, ace; vs EtOH, bz; sl peth
6683	Mazindol		C ₁₆ H ₁₃ ClN ₂ O	22232-71-9	284.739	cry (ace/hx)	198				i H ₂ O; s EtOH
6684	Mebendazole		C ₁₆ H ₁₃ N ₃ O ₃	31431-39-7	295.292	cry (HOAc/MeOH)	288.5				i H ₂ O, EtOH, eth, chl
6685	Mebhydroline		C ₁₉ H ₂₀ N ₂	524-81-2	276.375	cry	95	211 ¹			i H ₂ O; sl eth; vs EtOH, ace, MeOH
6686	Mecarbam		C ₁₀ H ₂₀ NO ₃ PS ₂	2595-54-2	329.374	ye oil		144 ^{0.02}	1.223 ²⁰		sl H ₂ O
6687	Meclizine		C ₂₅ H ₂₇ ClN ₂	569-65-3	390.948			230			s CS ₂
6688	Medroxyprogesterone		C ₂₂ H ₃₂ O ₃	520-85-4	344.487		214.5				vs chl
6689	Mefenamic acid	2-[(2,3-Dimethylphenyl)-amino]benzoic acid	C ₁₅ H ₁₃ NO ₂	61-68-7	241.286	hyg cry	230 dec				s alk; sl eth, chl
6690	Mefloquine		C ₁₇ H ₁₆ F ₆ N ₂ O	53230-10-7	378.311	cry (MeOH aq)	178.2				
6691	Mefluidide		C ₁₁ H ₁₃ F ₃ N ₂ O ₃ S	53780-34-0	310.292		184.3(0.5)				
6692	Melezitose		C ₁₈ H ₃₂ O ₁₆	597-12-6	504.437	cry (w+2)	153		1.5565 ²⁵		vs H ₂ O
6693	α-D-Melibiose	6-O-α-D-Galactopyranosyl-D-glucose	C ₁₂ H ₂₂ O ₁₁	585-99-9	342.296						vs H ₂ O; sl EtOH; dec acid
6694	Melinamide	N-(1-Phenylethyl)-9,12-octadecadieneamide, (Z,Z)-	C ₂₆ H ₄₁ NO	14417-88-0	383.610	oil	<4	202 ^{0.07}		1.5050 ²³	
6695	Melphalan	L-Phenylalanine, 4-[bis(2-chloroethyl)amino]-	C ₁₃ H ₁₈ Cl ₂ N ₂ O ₂	148-82-3	305.200	nd	183 dec				i H ₂ O; s EtOH
6696	Menaquinone 7	Vitamin K ₂ (35)	C ₄₆ H ₆₄ O ₂	2124-57-4	648.999	cry	54				
6697	Menazon		C ₈ H ₁₂ N ₂ O ₇ PS ₂	78-57-9	281.296	cry (MeOH)	160				sl H ₂ O; s thf
6698	p-Menthane hydroperoxide	1-Methyl-1-(4-methylcyclohexyl)ethyl hydroperoxide	C ₁₀ H ₂₀ O ₂	80-47-7	172.265			259	0.92		
6699	p-Menth-8-en-2-one	2-Methyl-5-(1-methylethenyl)-cyclohexanone	C ₁₀ H ₁₈ O	7764-50-3	152.233			223.0			
6700	Menthol 3-methylbutanoate	Menthol, isovalerate	C ₁₅ H ₂₆ O ₂	16409-46-4	240.382			129 ⁹	0.908 ¹⁵	1.4486 ²⁰	i H ₂ O; s EtOH, ace
6701	Meperidine	Pethidine	C ₁₅ H ₂₁ NO ₂	57-42-1	247.334		30	155 ⁵			
6702	Mephénytoin		C ₁₂ H ₁₄ N ₂ O ₂	50-12-4	218.251		136				
6703	Mephobarbital		C ₁₃ H ₁₄ N ₂ O ₃	115-38-8	246.261	wh cry (w)	176				sl H ₂ O, eth, chl; vs EtOH
6704	Mephosfolan		C ₈ H ₁₆ NO ₃ PS ₂	950-10-7	269.322	ye liq		120 ^{0.001}		1.5354 ²⁶	s ace, EtOH, bz
6705	Mepiquat chloride	Piperidinium, 1,1-dimethyl-, chloride	C ₇ H ₁₆ ClN	24307-26-4	149.662		223				
6706	Mepivacaine	N-(2,6-Dimethylphenyl)-1-methyl-2-piperidinecarboxamide	C ₁₅ H ₂₂ N ₂ O	96-88-8	246.348	cry (eth)	150.5				s CS ₂
6707	Mepivacaine monohydrochloride	Carbocaine hydrochloride	C ₁₅ H ₂₃ ClN ₂ O	1722-62-9	282.809	cry	263				s H ₂ O
6708	Mercaptoacetic acid, 2-ethylhexyl ester		C ₁₀ H ₂₀ O ₂ S	7659-86-1	204.330			133.5	0.97 ²⁰		
6709	2-Mercaptobenzoic acid	o-Thiosalicylic acid	C ₇ H ₆ O ₂ S	147-93-3	154.187	lf or nd (al, w, HOAc)	168.5	sub			s H ₂ O, EtOH, eth; sl DMSO, lig



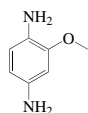
No.	Name	Synonym	Mol. Form.	CAS RN	Mol. Wt.	Physical Form	mp/°C	bp/°C	den g cm ⁻³	n _D	Solubility
6710	Mercaptobenzthiazyl ether	2,2'-Dithiobis[benzothiazole]	C ₁₄ H ₈ N ₂ S ₄	120-78-5	332.487	ye nd	180		1.50		i H ₂ O; sl EtOH, bz, ctc, ace
6711	2-Mercaptoethanol		C ₂ H ₆ OS	60-24-2	78.133			150.0(0.9)	1.1143 ²⁰	1.4996 ²⁰	s H ₂ O, EtOH, eth, bz
6712	2-Mercapto-2-methylpropanoic acid		C ₄ H ₈ O ₂ S	4695-31-2	120.171		47	101 ¹⁵			vs H ₂ O
6713	2-Mercapto- <i>N</i> -2-naphthylacetamide	Thionalide	C ₁₂ H ₁₁ NOS	93-42-5	217.286		111.5				i H ₂ O; vs EtOH, os
6714	2-Mercaptophenol		C ₆ H ₆ OS	1121-24-0	126.176	oil	5.5	217	1.2371 ⁰		vs bz, eth, EtOH
6715	4-Mercaptophenol		C ₆ H ₆ OS	637-89-8	126.176	cry	29.5	167 ⁴⁵	1.1285 ²⁵	1.5101 ²⁵	s H ₂ O, EtOH, alk, con sulf
6716	3-Mercapto-1,2-propanediol	Thioglycerol	C ₃ H ₈ O ₂ S	96-27-5	108.160	visc		100 ¹	1.2455 ²⁰	1.5268 ²⁰	sl H ₂ O, eth, bz, chl; msc EtOH; vs ace
6717	3-Mercaptopropanoic acid		C ₃ H ₆ O ₂ S	107-96-0	106.144	amor	16.5(0.5)	111 ¹⁵	1.218 ²¹	1.494 ²⁰	s H ₂ O, EtOH, eth, ctc
6718	3-Mercapto- <i>D</i> -valine	Penicillamine	C ₆ H ₁₁ NO ₂ S	52-67-5	149.212		198.5				
6719	Mercury(II) benzoate	Mercuric benzoate	C ₁₄ H ₁₀ HgO ₄	583-15-3	442.82	cry pow (w)	≈125				i EtOH
6720	Mercury(II) oleate	Mercuric oleate	C ₃₆ H ₆₆ HgO ₄	1191-80-6	763.50	ye-br solid					i H ₂ O; sl EtOH, eth
6721	Mercury(II) phenyl acetate	Phenylmercuric acetate	C ₈ H ₆ HgO ₂	62-38-4	336.74		153				i H ₂ O; s chl
6722	Merphos	Phosphorotrithious acid, <i>S,S,S</i> -tributyl ester	C ₁₂ H ₂₇ PS ₃	150-50-5	298.511		100	137 ^{9.7}	1.02 ²⁰		
6723	Mesityl oxide	Isobutenyl methyl ketone	C ₆ H ₁₀ O	141-79-7	98.142	liq	-52.8(0.4)	129.7(0.4)	0.8653 ²⁰	1.4440 ²⁰	s H ₂ O, ace; msc EtOH, eth
6724	Mesoridazine		C ₂₁ H ₂₆ N ₂ OS ₂	5588-33-0	386.573	oil					
6725	Mestranol		C ₂₁ H ₂₆ O ₂	72-33-3	310.430	cry	154(1)				i H ₂ O; s diox, eth, EtOH, chl
6726	[2.2]Metacyclopentane	Tricyclo[9.3.1.1]hexadeca-1(15),4,6,8(16),11,13-hexaene	C ₁₆ H ₁₆	2319-97-3	208.298	orth pr	131(1)	290			sl EtOH; s bz, eth
6727	Metalaxyl		C ₁₈ H ₂₁ NO ₄	57837-19-1	279.333		73.0(0.5)				
6728	Metaldehyde	Metacetaldehyde (polymer)	(C ₂ H ₄ O) _x	37273-91-9	44.052	tetr nd or pr (al)	246	115 sub			i H ₂ O, ace; sl EtOH, eth, bz, chl
6729	Metanil Yellow		C ₁₈ H ₁₄ N ₃ NaO ₃ S	587-98-4	375.377	br-ye pow					vs H ₂ O, EtOH; s bz, eth; sl ace
6730	Metaraminol	2-Amino-1-(3-hydroxyphenyl)-1-propanol, (1 <i>R</i> ,2 <i>S</i>)	C ₉ H ₁₃ NO ₂	54-49-9	167.205	hyg cry (HCl)					s H ₂ O
6731	Metaxalone		C ₁₂ H ₁₅ NO ₃	1665-48-1	221.252	cry (AcOEt)	122	223 ^{1.5}			
6732	Methacholine chloride		C ₈ H ₁₈ ClNO ₂	62-51-1	195.688	hyg cry	172				vs H ₂ O, EtOH, chl
6733	Methacrylic acid	2-Methylpropenoic acid	C ₄ H ₆ O ₂	79-41-4	86.090	pr	14.6(0.8)	160(1)	1.0153 ²⁰	1.4314 ²⁰	s H ₂ O, chl; msc EtOH, eth
6734	Methacycline		C ₂₂ H ₂₄ N ₂ O ₈	914-00-1	442.418	cry	205 dec				
6735	Methadone hydrochloride	6-(Dimethylamino)-4,4-diphenyl-3-heptanone hydrochloride	C ₂₁ H ₂₈ ClNO	1095-90-5	345.906	pl (al-eth)	235				vs H ₂ O, EtOH
6736	Methallenestril		C ₁₈ H ₂₂ O ₃	517-18-0	286.366	cry (MeOH aq)	139				s eth
6737	Methamidophos	Phosphoramidothioic acid, <i>O,S</i> -dimethyl ester	C ₂ H ₈ NO ₂ PS	10265-92-6	141.130		46.7(0.5)		1.31 ²⁰		
6738	Methamphetamine		C ₁₀ H ₁₅ N	537-46-2	149.233			212			
6739	Methamphetamine hydrochloride	<i>N</i> , α -Dimethylbenzeneethanamine, hydrochloride, (<i>S</i>)-	C ₁₀ H ₁₆ ClN	51-57-0	185.694		174(1)				vs H ₂ O, EtOH, chl
6740	Methandrostenolone		C ₂₀ H ₂₈ O ₂	72-63-9	300.435		166				
6741	Methane		CH ₄	74-82-8	16.043	col gas	-182.4566 (0.0003)	-161.5(0.2)	0.4228 ¹⁶²		sl H ₂ O, ace; s EtOH, eth, bz, tol, MeOH
6742	Methanearsonic acid		CH ₃ AsO ₃	124-58-3	139.971		160.5				s H ₂ O, EtOH
6743	Methanedisulfonic acid	Methionic acid	CH ₃ O ₃ S ₂	503-40-2	176.169		98				i H ₂ O; s HNO ₃
6744	Methanesulfonic acid	Methylsulfonic acid	CH ₃ O ₃ S	75-75-2	96.106		20	167 ¹⁰	1.4812 ¹⁸	1.4317 ¹⁸	s H ₂ O
6745	Methanesulfonyl chloride		CH ₃ ClO ₂ S	124-63-0	114.552			159(3)	1.4805 ¹⁸	1.4573 ²⁰	i H ₂ O; s EtOH, eth
6746	Methanesulfonyl fluoride		CH ₃ FO ₂ S	558-25-8	98.097			123.5			
6747	Methanethiol	Methyl mercaptan	CH ₃ S	74-93-1	48.108	col gas	-122.98(0.09)	6.0(0.1)	0.8665 ²⁰		sl H ₂ O, chl; vs EtOH, eth
6748	Methanimidamide	Formamidine	CH ₃ N ₂	463-52-5	44.056	pr	81	dec			vs H ₂ O, EtOH
6749	Methanimidamide, monoacetate	Formamidine acetate	C ₃ H ₈ N ₂ O ₂	3473-63-0	104.108		161.5				vs H ₂ O

6710
Mercaptobenzthiazyl ether6711
2-Mercaptoethanol6712
2-Mercapto-2-methylpropanoic acid6713
2-Mercapto-N-2-naphthylacetamide6714
2-Mercaptophenol6715
4-Mercaptophenol6716
3-Mercapto-1,2-propanediol6717
3-Mercaptopropanoic acid6718
3-Mercapto-D-valine6719
Mercury(II) benzoate6720
Mercury(II) oleate6721
Mercury(II) phenyl acetate6722
Merphos6723
Mesityl oxide6724
Mesoridazine6725
Mestranol6726
[2.2]Metacyclopentane6727
Metalaxyl6728
Metaldehyde6729
Metanil Yellow6730
Metaraminol6731
Metaxalone6732
Methacholine chloride6733
Methacrylic acid6734
Methacycline6735
Methadone hydrochloride6736
Methalleneestril6737
Methamidophos6738
Methamphetamine6739
Methamphetamine hydrochloride6740
Methandrostenolone6741
Methane6742
Methanearsonic acid6743
Methanedisulfonic acid6744
Methanesulfonic acid6745
Methanesulfonyl chloride6746
Methanesulfonyl fluoride6747
Methanethiol6748
Methanimidamide6749
Methanimidamide, monoacetate

No.	Name	Synonym	Mol. Form.	CAS RN	Mol. Wt.	Physical Form	mp/°C	bp/°C	den g cm ⁻³	n _D	Solubility
6750	Methanol	Methyl alcohol	CH ₄ O	67-56-1	32.042	liq	-97.5(0.1)	64.5(0.7)	0.7914 ²⁰	1.3288 ²⁰	msc H ₂ O, EtOH, eth, ace; vs bz; s chl
6751	Methantheline bromide		C ₂₁ H ₂₆ BrNO ₃	53-46-3	420.340	cry (i-PrOH)	174.5				s H ₂ O, EtOH, chl; i eth
6752	Methapyrilene		C ₁₄ H ₁₀ N ₂ S	91-80-5	261.386			174 ³		1.5915 ²⁰	
6753	Metharbital	5,5-Diethyl-1-methyl-2,4,6(1 <i>H</i> ,3 <i>H</i> ,5 <i>H</i>)-pyrimidine-trione	C ₉ H ₁₄ N ₂ O ₃	50-11-3	198.218	nd	150.5				s H ₂ O; sl chl
6754	Methazolamide		C ₈ H ₈ N ₄ O ₂ S ₂	554-57-4	236.273	cry (w)	213 dec				
6755	Methazole		C ₉ H ₆ Cl ₂ N ₂ O ₃	20354-26-1	261.061		123.9(0.5)		1.24 ²⁵		
6756	Methenamine allyl iodide	Allylhexamethylenetetramine iodide	C ₉ H ₁₇ IN ₄	36895-62-2	308.162	cry	148 dec				vs H ₂ O; i chl, eth
6757	Methestrol		C ₂₀ H ₂₆ O ₂	130-73-4	298.419	cry (dil HOAc)	145				
6758	Methidathion		C ₆ H ₁₁ N ₂ O ₄ PS ₃	950-37-8	302.330		42.5(0.5)				
6759	Methiocarb	Phenol, 3,5-dimethyl-4-(methylthio)-, methylcarbamate	C ₁₁ H ₁₃ NO ₂ S	2032-65-7	225.308		121.5(0.4)				
6760	L-Methionine		C ₅ H ₁₁ NO ₂ S	63-68-3	149.212	hex pl (dil al)	281 dec				s H ₂ O; i EtOH, eth, ace, bz, peth; sl HOAc
6761	Methocarbamol	Guaifenesin-1-carbamate	C ₁₁ H ₁₅ NO ₅	532-03-6	241.241	cry (bz)	93				s EtOH
6762	Methomyl		C ₅ H ₁₀ N ₂ O ₂ S	16752-77-5	162.210		79(2)		1.2946 ²⁴		
6763	Methoprene		C ₁₉ H ₂₄ O ₃	40596-69-8	310.471			100 ^{0.05}	0.926 ²⁰		
6764	Methoprotrene		C ₁₁ H ₂₁ N ₅ OS	841-06-5	271.383	cry	69				sl H ₂ O; s os
6765	Methotrexate		C ₂₀ H ₂₂ N ₆ O ₅	59-05-2	454.440	ye cry (w)	190 dec				
6766	Methoxamine hydrochloride		C ₁₁ H ₁₆ ClNO ₃	61-16-5	247.719	cry	214				vs H ₂ O; i eth, bz, chl
6767	Methoxsalen	9-Methoxy-7 <i>H</i> -furo[3,2- <i>g</i>][1-benzopyran-7-one	C ₁₂ H ₈ O ₄	298-81-7	216.190	pr (dil al) nd (peth)	148				sl H ₂ O, eth, ace, peth; vs EtOH
6768	Methoxyacetaldehyde		C ₃ H ₆ O ₂	10312-83-1	74.079			92(4)	1.005 ²⁵	1.3950 ²⁰	vs H ₂ O, ace, eth, EtOH
6769	Methoxyacetic acid		C ₃ H ₆ O ₃	625-45-6	90.078	hyg		204(3)	1.1768 ²⁰	1.4168 ²⁰	s H ₂ O, EtOH, eth
6770	Methoxyacetoneitrile		C ₃ H ₅ NO	1738-36-9	71.078			121(4)	0.9492 ²⁰	1.3831 ²⁰	sl H ₂ O; s EtOH, eth, ace, chl, alk, acid
6771	Methoxyacetyl chloride		C ₃ H ₅ ClO ₂	38870-89-2	108.524			112(7)	1.1871 ²⁰	1.4199 ²⁰	s eth, ace, ctc; vs chl
6772	2-Methoxyaniline	<i>o</i> -Anisidine	C ₇ H ₉ NO	90-04-0	123.152	ye liq	6.2	221(7)	1.0923 ²⁰	1.5715 ¹⁰	sl H ₂ O; s EtOH, eth, ace, bz
6773	3-Methoxyaniline	<i>m</i> -Anisidine	C ₇ H ₉ NO	536-90-3	123.152	liq	-1	251	1.096 ²⁰	1.5794 ²⁰	sl H ₂ O, ctc; s EtOH, eth, ace, bz
6774	4-Methoxyaniline	<i>p</i> -Anisidine	C ₇ H ₉ NO	104-94-9	123.152	orth pl	57.8(0.9)	243(6)	1.071 ⁵⁷	1.5559 ⁶⁰	s H ₂ O, ace, bz; vs EtOH, eth
6775	2-Methoxyaniline hydrochloride	<i>o</i> -Anisidine hydrochloride	C ₇ H ₁₀ ClNO	134-29-2	159.613	nd	225				
6776	1-Methoxy-9,10-anthracene-dione		C ₁₅ H ₁₀ O ₃	82-39-3	238.238		170.3				sl EtOH; vs bz, chl
6777	2-Methoxybenzaldehyde		C ₈ H ₈ O ₂	135-02-4	136.149	pr	37.5(0.5)	243(4)	1.1326 ²⁰	1.5600 ²⁰	i H ₂ O; s EtOH, bz, ctc; vs eth, ace, chl
6778	3-Methoxybenzaldehyde		C ₈ H ₈ O ₂	591-31-1	136.149			220(5)	1.1187 ²⁰	1.5530 ²⁰	i H ₂ O; s EtOH, bz; vs eth, ace, chl
6779	4-Methoxybenzaldehyde	<i>p</i> -Anisaldehyde	C ₈ H ₈ O ₂	123-11-5	136.149	liq	0	255(5)	1.119 ¹⁵	1.5730 ²⁰	i H ₂ O; msc EtOH, eth; vs ace, chl; s bz
6780	4-Methoxybenzamide		C ₈ H ₉ NO ₂	3424-93-9	151.163	nd or tab (w)	166.5	295			vs H ₂ O, EtOH
6781	4-Methoxybenzeneacetaldehyde		C ₉ H ₁₀ O ₂	5703-26-4	150.174			255.5	1.096 ²⁰	1.5359 ²⁰	
6782	2-Methoxybenzeneacetic acid		C ₉ H ₁₀ O ₃	93-25-4	166.173	nd (w)	124	100 ²			s H ₂ O; vs EtOH, eth, ace, bz, chl
6783	4-Methoxybenzeneacetic acid		C ₉ H ₁₀ O ₃	104-01-8	166.173	pl (w)	84.9(0.5)	138 ²			i H ₂ O; vs EtOH; s eth, bz; sl chl, lig
6784	4-Methoxybenzeneacetonitrile		C ₉ H ₉ NO	104-47-2	147.173			286.5	1.0845 ²⁰	1.5309 ²⁰	s EtOH, eth, chl
6785	4-Methoxy-1,2-benzenediamine	4-Methoxy- <i>o</i> -phenylenediamine	C ₇ H ₁₀ N ₂ O	102-51-2	138.166	grn pl	51	200 ²¹			vs eth
6786	4-Methoxy-1,3-benzenediamine	4-Methoxy- <i>m</i> -phenylenediamine	C ₇ H ₁₀ N ₂ O	615-05-4	138.166	nd (eth)	67.5				s EtOH, eth; sl DMSO

6750
Methanol6751
Methantheline bromide6752
Methapyrilene6753
Metharbital6754
Methazolamide6755
Methazole6756
Methenamine allyl iodide6757
Methestrol6758
Methidathion6759
Methiocarb6760
L-Methionine6761
Methocarbamol6762
Methomyl6763
Methoprene6764
Methoprotirine6765
Methotrexate6766
Methoxamine hydrochloride6767
Methoxsalen6768
Methoxyacetaldehyde6769
Methoxyacetic acid6770
Methoxyacetonitrile6771
Methoxyacetyl chloride6772
2-Methoxyaniline6773
3-Methoxyaniline6774
4-Methoxyaniline6775
2-Methoxyaniline hydrochloride6776
1-Methoxy-9,10-anthracenedione6777
2-Methoxybenzaldehyde6778
3-Methoxybenzaldehyde6779
4-Methoxybenzaldehyde6780
4-Methoxybenzamide6781
4-Methoxybenzeneacetaldehyde6782
2-Methoxybenzeneacetic acid6783
4-Methoxybenzeneacetic acid6784
4-Methoxybenzeneacetonitrile6785
4-Methoxy-1,2-benzenediamine6786
4-Methoxy-1,3-benzenediamine

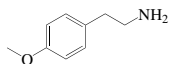
No.	Name	Synonym	Mol. Form.	CAS RN	Mol. Wt.	Physical Form	mp/°C	bp/°C	den g cm ⁻³	n _D	Solubility
6787	2-Methoxy-1,4-benzenediamine	2,5-Diaminoanisole	C ₇ H ₁₀ N ₂ O	5307-02-8	138.166	cry	107				
6788	3-Methoxy-1,2-benzenediol		C ₇ H ₈ O ₃	934-00-9	140.137	nd	42.8	163 ⁴⁸			s chl
6789	4-Methoxybenzeneethanamine		C ₉ H ₁₃ NO	55-81-2	151.205			139 ²⁰		1.5379 ²⁰	
6790	4-Methoxybenzeneethanol		C ₉ H ₁₂ O ₂	702-23-8	152.190		29	335			
6791	2-Methoxybenzenemethanamine		C ₈ H ₁₁ NO	6850-57-3	137.179			228	1.051 ²⁵	1.5475 ²⁰	
6792	4-Methoxybenzenemethanamine		C ₈ H ₁₁ NO	2393-23-9	137.179			236.5	1.050 ¹⁵	1.5462 ²⁰	sl H ₂ O, EtOH, eth
6793	2-Methoxybenzenemethanol		C ₈ H ₁₀ O ₂	612-16-8	138.164			249	1.0386 ²⁵	1.5455 ²⁰	i H ₂ O; s EtOH; msc eth
6794	3-Methoxybenzenemethanol		C ₈ H ₁₀ O ₂	6971-51-3	138.164		30	252	1.112 ²⁵	1.5440 ²⁰	
6795	4-Methoxybenzenemethanol	Anise alcohol	C ₈ H ₁₀ O ₂	105-13-5	138.164	nd	17(2)	254(3)	1.109 ²⁶	1.5420 ²⁵	s H ₂ O, etc; vs EtOH, eth
6796	4-Methoxybenzenesulfonyl chloride		C ₇ H ₇ ClO ₃ S	98-68-0	206.647	nd or pr (bz)	42.5	103 ^{9,25}			s EtOH, eth, bz
6797	3-Methoxybenzenethiol		C ₇ H ₈ OS	15570-12-4	140.203			224.5		1.5874 ²⁰	s chl
6798	4-Methoxybenzenethiol		C ₇ H ₈ OS	696-63-9	140.203			228	1.1313 ²⁵	1.5801 ²⁵	s EtOH, eth, bz; sl chl
6799	2-Methoxybenzoic acid		C ₈ H ₈ O ₃	579-75-9	152.148	pl (w)	100.9(0.5)	200			sl H ₂ O; vs EtOH, eth, chl; s bz, ctc
6800	3-Methoxybenzoic acid		C ₈ H ₈ O ₃	586-38-9	152.148	nd (w)	107	170 ¹⁰			sl H ₂ O, etc; s EtOH, eth, bz; vs chl
6801	4-Methoxybenzoic acid	<i>p</i> -Anisic acid	C ₈ H ₈ O ₃	100-09-4	152.148		184(2)	276.5			i H ₂ O; vs EtOH, MeOH, eth; s chl
6802	2-Methoxybenzonitrile		C ₈ H ₇ NO	6609-56-9	133.148		24.5	255.5	1.1063 ²⁰		s EtOH; vs eth
6803	3-Methoxybenzonitrile		C ₈ H ₇ NO	1527-89-5	133.148			140 ³⁴	1.089 ²⁵	1.5402 ²⁰	
6804	4-Methoxybenzonitrile		C ₈ H ₇ NO	874-90-8	133.148	nd (w) lf (al)	59.5(0.6)	256.5			i H ₂ O; vs EtOH, eth; s bz
6805	7-Methoxy-2 <i>H</i> -1-benzopyran-2-one		C ₁₀ H ₈ O ₃	531-59-9	176.169	lf (w, MeOH)	118.3				sl H ₂ O; s EtOH, eth, con sulf, alk
6806	6-Methoxy-2-benzothiazolamine		C ₈ H ₈ N ₂ OS	1747-60-0	180.227		166				
6807	2-(4-Methoxybenzoyl)benzoic acid	<i>o</i> -(<i>p</i> -Anisoyl)benzoic acid	C ₁₅ H ₁₂ O ₄	1151-15-1	256.254	lf (w), cry (al, to)	146				vs eth, EtOH, tol
6808	2-Methoxybenzoyl chloride		C ₈ H ₇ ClO ₂	21615-34-9	170.594			254			
6809	4-Methoxybenzoyl chloride	<i>p</i> -Anisoyl chloride	C ₈ H ₇ ClO ₂	100-07-2	170.594	nd	21(3)	262.5	1.261 ²⁰	1.580 ²⁰	s eth, ace; vs bz; sl ctc
6810	4-Methoxybenzyl acetate		C ₁₀ H ₁₂ O ₃	104-21-2	180.200		84	270	1.105 ²⁵		s ctc
6811	2-Methoxy-1,1'-biphenyl		C ₁₃ H ₁₂ O	86-26-0	184.233	pr (peth)	29	274	1.0233 ⁹⁹	1.5641 ⁹⁹	i H ₂ O; s EtOH, peth; sl ctc
6812	4-Methoxy-1,1'-biphenyl		C ₁₃ H ₁₂ O	613-37-6	184.233	pl (al)	90	157 ¹⁰	1.0278 ¹⁰⁰	1.5744 ¹⁰⁰	i H ₂ O; s EtOH, eth
6813	1-Methoxy-1,3-butadiene		C ₅ H ₆ O	3036-66-6	84.117			92(2)	0.8296 ²⁰	1.4594 ²⁰	s H ₂ O, EtOH
6814	2-Methoxy-1,3-butadiene		C ₅ H ₆ O	3588-30-5	84.117			74(6)	0.8272 ²⁰	1.4442 ²⁰	vs ace, bz, eth, EtOH
6815	3-Methoxy-1-butanol		C ₅ H ₁₂ O ₂	2517-43-3	104.148			159(7)	0.923 ²³	1.4148 ²⁵	vs EtOH, ace; s eth; sl chl
6816	1-Methoxy-1-buten-3-yne		C ₆ H ₆ O	2798-73-4	82.101			123 dec	0.906 ²⁰	1.4818 ²⁰	i H ₂ O; s chl
6817	Methoxychlor		C ₁₆ H ₁₅ Cl ₃ O ₂	72-43-5	345.648	cry (dil al)	89(1)		1.41 ²⁵		i H ₂ O; s EtOH, ctc; vs eth, bz
6818	Methoxycyclohexane		C ₇ H ₁₄ O	931-56-6	114.185	liq	-74.3(0.4)	132(5)	0.8756 ²⁰	1.4355 ²⁰	vs eth, EtOH
6819	1-Methoxy-2,4-dinitrobenzene		C ₇ H ₆ N ₂ O ₅	119-27-7	198.133	nd (al or w)	95.9(0.5)	206 ¹²	1.3364 ¹³¹	1.546 ¹⁵	sl H ₂ O; s EtOH, eth, ace, bz; vs py
6820	1-Methoxy-3,5-dinitrobenzene	3,5-Dinitroanisole	C ₇ H ₆ N ₂ O ₅	5327-44-6	198.133	nd (al)	105.3		1.558 ¹²		vs ace, bz, MeOH
6821	2-Methoxy-1,2-diphenylethane		C ₁₅ H ₁₄ O ₂	3524-62-7	226.271	nd (lig)	49.5	188 ¹⁵	1.1278 ¹⁴		vs bz, eth, EtOH
6822	2-Methoxyethanol	Ethylene glycol monomethyl ether	C ₃ H ₈ O ₂	109-86-4	76.095	liq	-85.1	124.3(0.1)	0.9647 ²⁰	1.4024 ²⁰	msc H ₂ O, eth, bz; vs EtOH; s ace; sl chl
6823	(2-Methoxyethoxy)ethene		C ₆ H ₁₀ O ₂	1663-35-0	102.132			107(9)			
6824	2-[2-(2-Methoxyethoxy)ethoxy]ethanol	Triethyleneglycol monomethyl ether	C ₇ H ₁₆ O ₄	112-35-6	164.200			243(3)			
6825	2-Methoxyethyl acetate	Ethylene glycol monomethyl ether acetate	C ₅ H ₁₀ O ₃	110-49-6	118.131	liq	-70	142(3)	1.0074 ¹⁹	1.4002 ²⁰	s H ₂ O, EtOH, eth; sl ctc
6826	2-Methoxyethyl acrylate	2-Methoxyethyl 2-propenoate	C ₈ H ₁₀ O ₃	3121-61-7	130.141			67 ¹⁶	1.012 ²⁰		



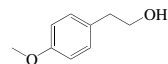
6787
2-Methoxy-1,4-benzenediamine



6788
3-Methoxy-1,2-benzenediol



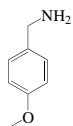
6789
4-Methoxybenzeneethanamine



6790
4-Methoxybenzeneethanol



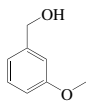
6791
2-Methoxybenzenemethanamine



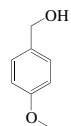
6792
4-Methoxybenzenemethanamine



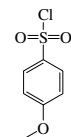
6793
2-Methoxybenzenemethanol



6794
3-Methoxybenzenemethanol



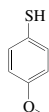
6795
4-Methoxybenzenemethanol



6796
4-Methoxybenzenesulfonyl chloride



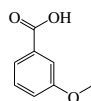
6797
3-Methoxybenzenethiol



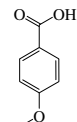
6798
4-Methoxybenzenethiol



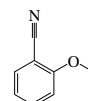
6799
2-Methoxybenzoic acid



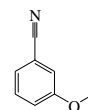
6800
3-Methoxybenzoic acid



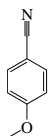
6801
4-Methoxybenzoic acid



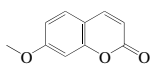
6802
2-Methoxybenzonitrile



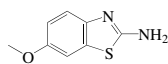
6803
3-Methoxybenzonitrile



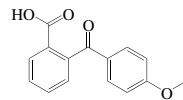
6804
4-Methoxybenzonitrile



6805
7-Methoxy-2H-1-benzopyran-2-one



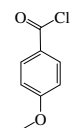
6806
6-Methoxy-2-benzothiazolamine



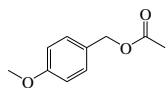
6807
2-(4-Methoxybenzoyl)benzoic acid



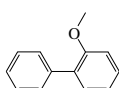
6808
2-Methoxybenzoyl chloride



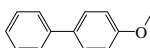
6809
4-Methoxybenzoyl chloride



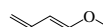
6810
4-Methoxybenzyl acetate



6811
2-Methoxy-1,1'-biphenyl



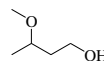
6812
4-Methoxy-1,1'-biphenyl



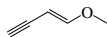
6813
1-Methoxy-1,3-butadiene



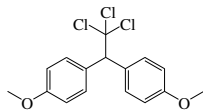
6814
2-Methoxy-1,3-butadiene



6815
3-Methoxy-1-butanol



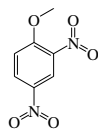
6816
1-Methoxy-1-buten-3-yne



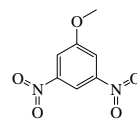
6817
Methoxychlor



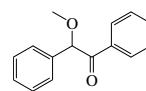
6818
Methoxycyclohexane



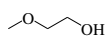
6819
1-Methoxy-2,4-dinitrobenzene



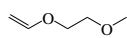
6820
1-Methoxy-3,5-dinitrobenzene



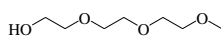
6821
2-Methoxy-1,2-diphenylethanone



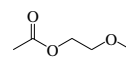
6822
2-Methoxyethanol



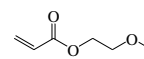
6823
(2-Methoxyethoxy)ethene



6824
2-[2-(2-Methoxyethoxy)ethoxy]ethanol

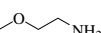
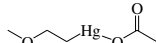
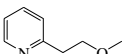

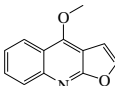
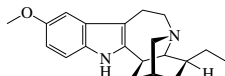
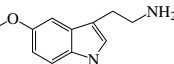
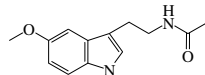

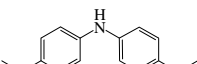

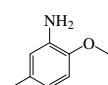
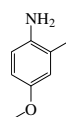
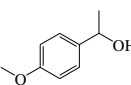

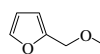
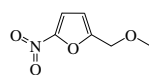
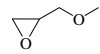
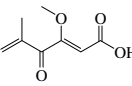

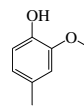

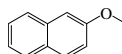
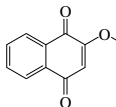
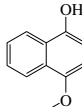
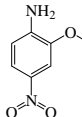
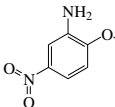
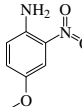


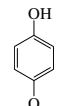
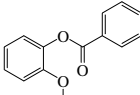
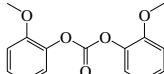
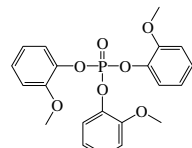
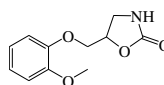
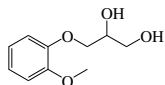

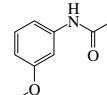
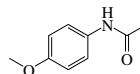


6825
2-Methoxyethyl acetate

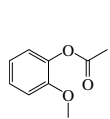


6826
2-Methoxyethyl acrylate

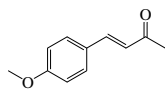
No.	Name	Synonym	Mol. Form.	CAS RN	Mol. Wt.	Physical Form	mp/°C	bp/°C	den g cm ⁻³	n _D	Solubility
6827	2-Methoxyethylamine	1-Amino-2-methoxyethane	C ₃ H ₉ NO	109-85-3	75.109			95			vs H ₂ O, EtOH; sl chl
6828	Methoxyethylmercuric acetate		C ₈ H ₁₀ HgO ₃	151-38-2	318.72	nd (peth)	42				
6829	2-(2-Methoxyethyl)pyridine	Metyridine	C ₈ H ₁₁ NO	114-91-0	137.179			203	0.988 ²⁰	1.4975 ²⁰	vs H ₂ O, EtOH
6830	2-Methoxyfuran		C ₆ H ₆ O ₂	25414-22-6	98.101			110.5	1.0646 ²⁵	1.4468 ²⁵	
6831	4-Methoxyfuro[2,3- <i>b</i>]quinoline	Dictamine	C ₁₂ H ₈ NO ₂	484-29-7	199.205	pr (al)	133.5				sl H ₂ O; vs EtOH; s eth, chl, AcOEt
6832	12-Methoxyibogamine	Ibogaine	C ₂₀ H ₂₈ N ₂ O	83-74-9	310.432		148				s chl
6833	5-Methoxy-1- <i>H</i> -indole-3-ethanamine	5-Methoxytryptamine	C ₁₁ H ₁₄ N ₂ O	608-07-1	190.241	cry (al)	121.5				
6834	<i>N</i> -[2-(5-Methoxy-1- <i>H</i> -indol-3-yl)ethyl]acetamide	Melatonin	C ₁₃ H ₁₆ N ₂ O ₂	73-31-4	232.278	pa ye lf (bz)	117				
6835	3-Methoxyisopropylamine	1-Methoxy-2-propanamine	C ₄ H ₁₁ NO	37143-54-7	89.136			97		1.4031 ²⁵	
6836	4-Methoxy- <i>N</i> -(4-methoxyphenyl)aniline	4,4'-Dimethoxydiphenylamine	C ₁₄ H ₁₅ NO ₂	101-70-2	229.275	lf (EtOH)	103				
6837	<i>N</i> -Methoxymethylamine	<i>N</i> -Methoxymethanamine	C ₂ H ₇ NO	1117-97-1	61.083	liq		42.4			
6838	2-Methoxy-5-methylaniline	5-Methyl- <i>o</i> -anisidine	C ₈ H ₁₁ NO	120-71-8	137.179		53	235			sl H ₂ O, chl; s EtOH, eth, bz, peth
6839	4-Methoxy-2-methylaniline		C ₈ H ₁₁ NO	102-50-1	137.179	cry (lig)	29.5	248.5	1.065 ²⁵	1.5647 ²⁰	vs EtOH
6840	4-Methoxy- α -methylbenzenemethanol		C ₉ H ₁₂ O ₂	3319-15-1	152.190			257(19)	1.0794 ²⁰	1.5310 ²⁵	s ctc
6841	2-Methoxy-2-methylbutane	Methyl <i>tert</i> -pentyl ether	C ₆ H ₁₄ O	994-05-8	102.174			86.4(0.1)	0.7660 ²⁵	1.3862 ²⁵	sl H ₂ O; vs eth, EtOH
6842	2-(Methoxymethyl)furan		C ₆ H ₈ O ₂	13679-46-4	112.127			132	1.0163 ²⁰	1.4570 ²⁰	i H ₂ O; s EtOH; vs eth
6843	2-(Methoxymethyl)-5-nitrofuran		C ₆ H ₇ NO ₄	586-84-5	157.125			104 ³	1.281 ²⁰	1.5325 ²⁰	vs EtOH
6844	(Methoxymethyl)oxirane		C ₄ H ₆ O ₂	930-37-0	88.106			111(18)	0.9890 ²⁰	1.4320 ²⁰	vs H ₂ O, ace, eth, EtOH
6845	3-Methoxy-5-methyl-4-oxo-2,5-hexadienoic acid	Penicillic acid	C ₈ H ₁₀ O ₄	90-65-3	170.163	orth or hex pl (+ 1w)	83				s H ₂ O, ace; vs EtOH, eth, bz; sl peth
6846	4-Methoxy-4-methyl-2-pentanone	Pentoxone	C ₇ H ₁₄ O ₂	107-70-0	130.185			160	0.8980 ²⁵	1.418 ²⁰	
6847	2-Methoxy-4-methylphenol	Creosol	C ₈ H ₁₀ O ₂	93-51-6	138.164	pr	5.5	217(9)	1.098 ²⁰	1.5353 ²⁵	vs eth, EtOH
6848	1-Methoxynaphthalene		C ₁₁ H ₁₀ O	2216-69-5	158.196		<-10	272(19)	1.0963 ¹⁴	1.6940 ²⁵	i H ₂ O; s EtOH, eth, bz, chl; vs CS ₂
6849	2-Methoxynaphthalene		C ₁₁ H ₁₀ O	93-04-9	158.196	lf (eth), pl (peth)	73.5	270(18)			vs bz, eth, chl
6850	2-Methoxy-1,4-naphthalenedione		C ₁₁ H ₆ O ₃	2348-82-5	188.180			183.0			
6851	4-Methoxy-1-naphthol		C ₁₁ H ₁₀ O ₂	84-85-5	174.196			129.8			
6852	2-Methoxy-4-nitroaniline		C ₇ H ₈ N ₂ O ₃	97-52-9	168.150			141.0			s DMSO
6853	2-Methoxy-5-nitroaniline	5-Nitro- <i>o</i> -anisidine	C ₇ H ₈ N ₂ O ₃	99-59-2	168.150		118(1)		1.2068 ¹⁵		s H ₂ O, eth; vs EtOH, ace, bz; sl lig
6854	4-Methoxy-2-nitroaniline		C ₇ H ₈ N ₂ O ₃	96-96-8	168.150	dk red pr (w or al)	129				vs H ₂ O, ace, eth, EtOH
6855	2-Methoxyphenol	Guaiacol	C ₇ H ₈ O ₂	90-05-1	124.138	hex pr	28.3(0.6)	204(1)	1.1287 ²¹	1.5429 ²⁰	sl H ₂ O; s EtOH, eth, ctc, chl
6856	3-Methoxyphenol		C ₇ H ₈ O ₂	150-19-6	124.138		<-17	114 ⁵	1.131 ²⁵	1.5510 ²⁰	sl H ₂ O, chl; msc EtOH, eth
6857	4-Methoxyphenol		C ₇ H ₈ O ₂	150-76-5	124.138	pl	54(3)	253(2)			s H ₂ O, bz, ctc; vs EtOH, eth
6858	2-Methoxyphenol benzoate	Guaiacol benzoate	C ₁₄ H ₁₂ O ₃	531-37-3	228.243		57.5				vs eth, chl
6859	2-Methoxyphenol carbonate (2:1)	Guaiacol carbonate	C ₁₅ H ₁₄ O ₅	553-17-3	274.269	cry (al)	89				i H ₂ O; sl EtOH; s eth; vs chl
6860	2-Methoxyphenol phosphate (3:1)	Guaiacol phosphate	C ₂₁ H ₂₁ O ₇ P	563-03-1	416.362		91	277 ³			vs ace, tol, chl
6861	5-[(2-Methoxyphenoxy)-methyl]-2-oxazolidinone	Mephenoxalone	C ₁₁ H ₁₃ NO ₄	70-07-5	223.226		144				
6862	3-(2-Methoxyphenoxy)-1,2-propanediol	Guaiafenesin	C ₁₀ H ₁₄ O ₄	93-14-1	198.216	orth pr (eth, eth-peth)	78.5	215 ¹⁹			s H ₂ O, bz, chl; vs EtOH; i peth
6863	<i>N</i> -(2-Methoxyphenyl)-acetamide	<i>o</i> -Acetanisidine	C ₉ H ₁₁ NO ₂	93-26-5	165.189	nd (w)	87.5	304			vs H ₂ O, EtOH; s eth, ace, HOAc
6864	<i>N</i> -(3-Methoxyphenyl)-acetamide	<i>m</i> -Acetanisidine	C ₉ H ₁₁ NO ₂	588-16-9	165.189	nd or pl (w)	81				vs H ₂ O, EtOH; s eth, ace
6865	<i>N</i> -(4-Methoxyphenyl)-acetamide	<i>p</i> -Acetanisidine	C ₉ H ₁₁ NO ₂	51-66-1	165.189	pl (w)	127.2(0.5)				vs ace, EtOH, chl

 6827 2-Methoxyethylamine	 6828 Methoxyethylmercuric acetate	 6829 2-(2-Methoxyethyl)pyridine	 6830 2-Methoxyfuran	 6831 4-Methoxyfuro[2,3-b]quinoline	 6832 12-Methoxybogamine	
 6833 5-Methoxy-1 <i>H</i> -indole-3-ethanamine	 6834 <i>N</i> -[2-(5-Methoxy-1 <i>H</i> -indol-3-yl)ethyl]acetamide	 6835 3-Methoxyisopropylamine	 6836 4-Methoxy- <i>N</i> -(4-methoxyphenyl)aniline	 6837 <i>N</i> -Methoxymethylamine		
 6838 2-Methoxy-5-methylaniline	 6839 4-Methoxy-2-methylaniline	 6840 4-Methoxy-α-methylbenzenemethanol	 6841 2-Methoxy-2-methylbutane	 6842 2-(Methoxymethyl)furan	 6843 2-(Methoxymethyl)-5-nitrofuran	
 6844 (Methoxymethyl)oxirane	 6845 3-Methoxy-5-methyl-4-oxo-2,5-hexadienoic acid	 6846 4-Methoxy-4-methyl-2-pentanone	 6847 2-Methoxy-4-methylphenol	 6848 1-Methoxynaphthalene		
 6849 2-Methoxynaphthalene	 6850 2-Methoxy-1,4-naphthalenedione	 6851 4-Methoxy-1-naphthol	 6852 2-Methoxy-4-nitroaniline	 6853 2-Methoxy-5-nitroaniline	 6854 4-Methoxy-2-nitroaniline	 6855 2-Methoxyphenol
 6856 3-Methoxyphenol	 6857 4-Methoxyphenol	 6858 2-Methoxyphenyl benzoate	 6859 2-Methoxyphenol carbonate (2:1)	 6860 2-Methoxyphenol phosphate (3:1)		
 6861 5-[(2-Methoxyphenoxy)methyl]-2-oxazolidinone	 6862 3-(2-Methoxyphenoxy)-1,2-propanediol	 6863 <i>N</i> -(2-Methoxyphenyl)acetamide	 6864 <i>N</i> -(3-Methoxyphenyl)acetamide	 6865 <i>N</i> -(4-Methoxyphenyl)acetamide		

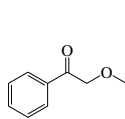
No.	Name	Synonym	Mol. Form.	CAS RN	Mol. Wt.	Physical Form	mp/°C	bp/°C	den g cm ⁻³	n _D	Solubility
6866	2-Methoxyphenyl acetate	2-Acetoxylanisole	C ₉ H ₁₀ O ₃	613-70-7	166.173		31.5	123 ¹³	1.1285 ²⁵	1.5101 ²⁵	i H ₂ O; s EtOH, eth
6867	4-(4-Methoxyphenyl)-3-buten-2-one		C ₁₁ H ₁₂ O ₂	943-88-4	176.212	lf (al, eth, HOAc)	74.0	187.5 ¹⁹			i H ₂ O; vs EtOH, eth; s bz, HOAc, sulf
6868	2-Methoxy-1-phenylethanone		C ₉ H ₁₀ O ₂	4079-52-1	150.174	ye liq	8	241(19)	1.0897 ²⁰	1.5393 ²⁰	sl H ₂ O; s EtOH, ace
6869	1-(3-Methoxyphenyl)ethanone		C ₉ H ₁₀ O ₂	586-37-8	150.174		95.5	240	1.0343 ¹⁹	1.5410 ²⁰	s H ₂ O, EtOH, ace, ctc
6870	2-(4-Methoxyphenyl)-1 <i>H</i> -indene-1,3(2 <i>H</i>)-dione	Anisindione	C ₁₆ H ₁₂ O ₃	117-37-3	252.264	pa ye cry (HOAc, al)	156.5				
6871	4-Methoxyphenyl isocyanate		C ₈ H ₇ NO ₂	5416-93-3	149.148			110 ¹⁰			
6872	2-Methoxyphenyl isothiocyanate	1-Isithiocyanato-2-methoxybenzene	C ₈ H ₇ NOS	3288-04-8	165.213			264	1.1878 ²⁰	1.6458 ²⁰	
6873	<i>N</i> -(4-Methoxyphenyl)-3-oxobutanamide		C ₁₁ H ₁₃ NO ₃	5437-98-9	207.226		117.3				s EtOH, chl; sl eth
6874	2-Methoxyphenyl pentanoate	Guaiacol valerate	C ₁₈ H ₁₈ O ₃	531-39-5	208.253			265	1.05 ²⁵		vs bz, eth, EtOH
6875	(4-Methoxyphenyl)-phenyldiazene		C ₁₃ H ₁₂ N ₂ O	2396-60-3	212.246	oran-red pl, lf (al, peth)	56	340	1.12 ⁷⁵		i H ₂ O; s EtOH, eth, ace
6876	<i>N</i> -(<i>p</i> -Methoxyphenyl)- <i>p</i> -phenylenediamine	<i>N</i> -(4-Methoxyphenyl)-1,4-benzenediamine	C ₁₃ H ₁₄ N ₂ O	101-64-4	214.262	nd	102	238 ¹²			sl H ₂ O, peth; vs bz, eth, EtOH
6877	<i>N</i> -(4-Methoxyphenyl)- <i>p</i> -phenylenediamine hydrochloride		C ₁₃ H ₁₅ ClN ₂ O	3566-44-7	250.723	cry	245 dec				
6878	(4-Methoxyphenyl)-phenylmethanone		C ₁₄ H ₁₂ O ₂	611-94-9	212.244	pr (eth)	61.5	355			i H ₂ O; vs EtOH, eth; s ace, bz, HOAc
6879	3-(4-Methoxyphenyl)-1-phenyl-2-propen-1-one		C ₁₆ H ₁₄ O ₂	959-33-1	238.281	ye nd (al)	79	187 ¹⁹			i H ₂ O; vs EtOH; s eth, ctc, chl, HOAc
6880	1-(4-Methoxyphenyl)-1-propanone	Ethyl 4-methoxyphenyl ketone	C ₁₀ H ₁₂ O ₂	121-97-1	164.201		25.5	266	1.0798 ¹⁶		s ctc
6881	1-(4-Methoxyphenyl)-2-propanone	Anisyl methyl ketone	C ₁₀ H ₁₂ O ₂	122-84-9	164.201		<-15	268	1.0694 ¹⁷	1.5253 ²⁰	vs eth, EtOH
6882	<i>trans</i> -3-(4-Methoxyphenyl)-2-propenoic acid	<i>trans</i> -4-Methoxycinnamic acid	C ₁₀ H ₁₀ O ₃	943-89-5	178.184		174.2(0.5)				sl H ₂ O, EtOH, bz, DMSO; s ctc, HOAc
6883	<i>trans</i> -1-Methoxy-4-(2-phenylvinyl)benzene		C ₁₅ H ₁₄ O	1694-19-5	210.271		136.5	142.5 ¹⁵			i H ₂ O; vs EtOH, eth, ace, bz; s peth
6884	1-Methoxy-1,2-propadiene	Methoxyallene	C ₄ H ₆ O	13169-00-1	70.090	oil		50(19)			
6885	3-Methoxy-1-propanamine		C ₄ H ₁₁ NO	5332-73-0	89.136			113(12)	0.8727 ²⁰	1.4391 ²⁰	s H ₂ O, ace, bz, ctc, chl, MeOH
6886	3-Methoxy-1,2-propanediol	Glycerol 3-methyl ether	C ₄ H ₁₀ O ₃	623-39-2	106.120	hyg liq		220	1.114 ²⁰	1.442 ²⁵	vs H ₂ O, EtOH, ace; s eth
6887	3-Methoxypropanenitrile		C ₄ H ₇ NO	110-67-8	85.105			165.4(0.6)	0.9379 ²⁰	1.4043 ²⁰	s EtOH, eth, chl
6888	2-Methoxy-1-propanol		C ₄ H ₁₀ O ₂	1589-47-5	90.121			130	0.938 ²⁰	1.4070 ²⁰	
6889	1-Methoxy-2-propanone	Methoxyacetone	C ₄ H ₈ O ₂	5878-19-3	88.106			110(6)	0.957 ²⁵	1.3970 ²⁰	
6890	2-Methoxy-1-propene		C ₄ H ₈ O	116-11-0	72.106			35.7(0.3)	0.7372 ²⁰		
6891	3-Methoxy-1-propene	Allyl methyl ether	C ₄ H ₈ O	627-40-7	72.106			46(3)	0.77 ¹¹	1.3778 ²⁰	i H ₂ O; msc EtOH, eth; s ace
6892	<i>trans</i> -1-Methoxy-4-(1-propenyl)benzene	Anethole	C ₁₀ H ₁₂ O	4180-23-8	148.201	col oily liq	22.5	236(5)	0.9882 ²⁰	1.5615 ²⁰	sl H ₂ O; msc EtOH, eth; s ace; vs bz
6893	1-Methoxy-4-(2-propenyl)-benzene	Estragole	C ₁₀ H ₁₂ O	140-67-0	148.201			216(5)	0.965 ²⁵	1.5195 ²⁰	vs EtOH, chl
6894	<i>cis</i> -2-Methoxy-4-(1-propenyl)-phenol		C ₁₀ H ₁₂ O ₂	5912-86-7	164.201			134 ¹³	1.0837 ²⁰	1.5726 ²⁰	sl H ₂ O; s EtOH, eth
6895	<i>trans</i> -2-Methoxy-4-(1-propenyl)phenol		C ₁₀ H ₁₂ O ₂	5932-68-3	164.201		33.5	141 ¹³	1.0852 ²⁰	1.5784 ²⁰	sl H ₂ O; s EtOH, eth, chl
6896	1-Methoxy-4-propylbenzene		C ₁₀ H ₁₄ O	104-45-0	150.217			211.5	0.9472 ²⁰	1.5045 ²⁰	sl H ₂ O; s EtOH, ace, bz, chl; vs eth
6897	2-Methoxy-4-propylphenol		C ₁₀ H ₁₄ O ₂	2785-87-7	166.217			121 ¹⁰			
6898	3-Methoxy-1-propyne		C ₄ H ₆ O	627-41-8	70.090			63	0.83 ¹²	1.5035 ²⁰	vs eth, EtOH
6899	5-Methoxypsoralen	Bergaptene	C ₁₂ H ₈ O ₄	484-20-8	216.190	nd (EtOH)	188				i H ₂ O; sl EtOH, bz, chl
6900	6-Methoxy-3-pyridinamine		C ₆ H ₈ N ₂ O	6628-77-9	124.140		30	125 ¹⁰		1.5745 ²⁰	
6901	2-Methoxypyridine		C ₆ H ₇ NO	1628-89-3	109.126			142(7)	1.0457 ²⁰	1.5042 ²⁰	
6902	3-Methoxypyridine		C ₆ H ₇ NO	7295-76-3	109.126	liq		178.5	1.083	1.5180 ²⁰	
6903	4-Methoxypyridine		C ₆ H ₇ NO	620-08-6	109.126			193(14)			msc H ₂ O



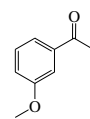
6866
2-Methoxyphenyl acetate



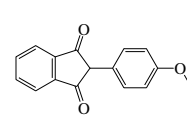
6867
4-(4-Methoxyphenyl)-3-buten-2-one



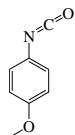
6868
2-Methoxy-1-phenylethanone



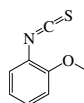
6869
1-(3-Methoxyphenyl)ethanone



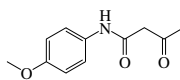
6870
2-(4-Methoxyphenyl)-1H-indene-1,3(2H)-dione



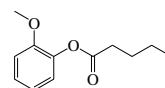
6871
4-Methoxyphenyl isocyanate



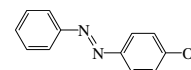
6872
2-Methoxyphenyl isothiocyanate



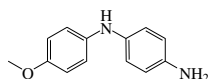
6873
N-(4-Methoxyphenyl)-3-oxobutanamide



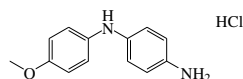
6874
2-Methoxyphenyl pentanoate



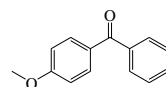
6875
(4-Methoxyphenyl)phenyldiazene



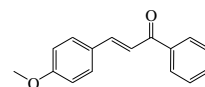
6876
N-(p-Methoxyphenyl)-p-phenylenediamine



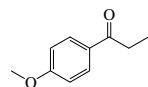
6877
N-(4-Methoxyphenyl)-p-phenylenediamine hydrochloride



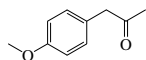
6878
(4-Methoxyphenyl)phenylmethanone



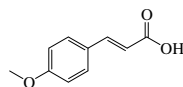
6879
3-(4-Methoxyphenyl)-1-phenyl-2-propen-1-one



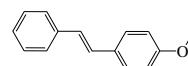
6880
1-(4-Methoxyphenyl)-1-propanone



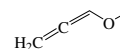
6881
1-(4-Methoxyphenyl)-2-propanone



6882
trans-3-(4-Methoxyphenyl)-2-propenoic acid



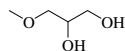
6883
trans-1-Methoxy-4-(2-phenylvinyl)benzene



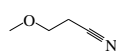
6884
1-Methoxy-1,2-propadiene



6885
3-Methoxy-1-propanamine



6886
3-Methoxy-1,2-propanediol



6887
3-Methoxypropanenitrile



6888
2-Methoxy-1-propanol



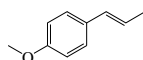
6889
1-Methoxy-2-propanone



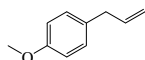
6890
2-Methoxy-1-propene



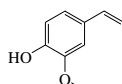
6891
3-Methoxy-1-propene



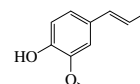
6892
trans-1-Methoxy-4-(1-propenyl)benzene



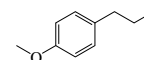
6893
1-Methoxy-4-(2-propenyl)benzene



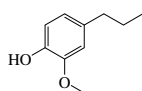
6894
cis-2-Methoxy-4-(1-propenyl)phenol



6895
trans-2-Methoxy-4-(1-propenyl)phenol



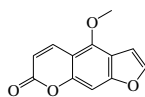
6896
1-Methoxy-4-propylbenzene



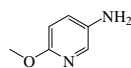
6897
2-Methoxy-4-propylphenol



6898
3-Methoxy-1-propyne



6899
5-Methoxypsoralen



6900
6-Methoxy-3-pyridinamine



6901
2-Methoxypyridine

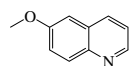


6902
3-Methoxypyridine

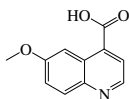


6903
4-Methoxypyridine

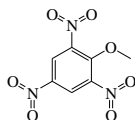
No.	Name	Synonym	Mol. Form.	CAS RN	Mol. Wt.	Physical Form	mp/°C	bp/°C	den g cm ⁻³	n _D	Solubility
6904	6-Methoxyquinoline		C ₁₀ H ₉ NO	5263-87-6	159.184	hyg lf	26.5	306	1.152 ²⁰		s EtOH, eth, chl, dil HCl
6905	6-Methoxy-4-quinolinecarboxylic acid	Quininic acid	C ₁₁ H ₉ NO ₃	86-68-0	203.194	pa ye pr (dil al)	285 dec	sub			sl H ₂ O, eth, bz, tfa; i chl; s EtOH
6906	2-Methoxy-1,3,5-trinitrobenzene	Methyl picrate	C ₇ H ₅ N ₃ O ₇	606-35-9	243.131	nd (dil MeOH)	67.6(0.3)		1.4947 ⁸⁰		i H ₂ O; vs EtOH, chl, bz; s eth
6907	(2-Methoxyvinyl)benzene		C ₉ H ₁₀ O	4747-15-3	134.174			211.5	0.9894 ²³	1.5620 ²⁴	
6908	Methscopolamine bromide	Scopolamine methobromide	C ₁₈ H ₂₄ BrNO ₄	155-41-9	398.293	cry (EtOH)	215 dec				s H ₂ O; sl EtOH
6909	Methyl abietate		C ₂₁ H ₃₂ O ₂	127-25-3	316.478	pa ye lf (liq)		225 ¹⁶	1.049 ²⁰	1.5344	i H ₂ O; s EtOH, HOAc
6910	<i>N</i> -Methylacetamide		C ₃ H ₇ NO	79-16-3	73.094		30.6(0.1)	208(2)	0.9371 ²⁵	1.4301 ²⁰	vs ace, bz, eth, EtOH
6911	4-Methylacetanilide		C ₉ H ₁₁ NO	103-89-9	149.189	mcl cry or nd (dil al)	151(1)	307	1.2120 ¹⁵		vs eth, EtOH
6912	Methyl acetate		C ₃ H ₆ O ₂	79-20-9	74.079	liq	-98.2(0.2)	56.7(0.2)	0.9342 ²⁰	1.3614 ²⁰	vs H ₂ O, eth, EtOH
6913	Methyl acetoacetate	Methyl 3-oxobutanoate	C ₅ H ₈ O ₃	105-45-3	116.116		27.5	168(3)	1.0762 ²⁰	1.4184 ²⁰	vs H ₂ O; msc EtOH, eth; s ctc
6914	4-Methylacetophenone		C ₉ H ₁₀ O	122-00-9	134.174	nd	28	225(8)	1.0051 ²⁰	1.5335 ²⁰	vs bz, eth, EtOH, chl
6915	Methyl 2-(acetyloxy)benzoate	Methyl <i>o</i> -acetylsalicylate	C ₁₀ H ₁₀ O ₄	580-02-9	194.184	pl (peth)	51.5	135 ⁹			vs eth, EtOH, chl
6916	Methyl acrylate	Methyl propenoate	C ₄ H ₆ O ₂	96-33-3	86.090	liq	-75.6(0.3)	80.1(0.6)	0.9535 ²⁰	1.4040 ²⁰	sl H ₂ O; s EtOH, eth, ace, bz, chl
6917	2-Methylacrylonitrile	2-Methylpropenenitrile	C ₄ H ₅ N	126-98-7	67.090	liq	-35.8	90(3)	0.8001 ²⁰	1.4003 ²⁰	sl H ₂ O, chl; msc EtOH, eth, ace, tol
6918	2-Methylalanine	α -Aminoisobutyric acid	C ₄ H ₉ NO ₂	62-57-7	103.120	mcl pr	335	280 sub			vs H ₂ O; sl EtOH; i eth
6919	5-Methyl-3-allyl-2,4-oxazolidinedione	Aloxidone	C ₇ H ₉ NO ₃	526-35-2	155.151			138 ³⁵		1.4688 ²⁵	
6920	Methylamine	Methanamine	CH ₃ N	74-89-5	31.058	col gas	-93.42(0.09)	-6.4(0.3)	0.656 ²⁵ (<i>p</i> >1 atm)		vs H ₂ O; s EtOH, ace, bz; msc eth
6921	Methylamine hydrochloride	Methanamine hydrochloride	CH ₃ ClN	593-51-1	67.519	hyg tetr tab (al)	227.5	227 ¹⁵			s H ₂ O, EtOH; i chl, ace
6922	1-(Methylamino)-9,10-anthracenedione		C ₁₅ H ₁₁ NO ₂	82-38-2	237.254	ye-red nd	171.0				s EtOH, bz, chl, HOAc
6923	Methyl 2-aminobenzoate	Methyl anthranilate	C ₈ H ₉ NO ₂	134-20-3	151.163		24.4(0.2)	256	1.1682 ¹⁰	1.5810	sl H ₂ O; vs EtOH, eth
6924	Methyl 3-aminobenzoate		C ₈ H ₉ NO ₂	4518-10-9	151.163		39	152 ¹¹	1.232 ²⁰		vs EtOH, eth, bz, chl; s lig; sl peth
6925	Methyl 4-aminobenzoate		C ₈ H ₉ NO ₂	619-45-4	151.163	lf or nd (aq MeOH)	111.8(0.7)				s chl
6926	2-(Methylamino)benzoic acid		C ₈ H ₉ NO ₂	119-68-6	151.163	pl (al or lig)	180.5	80 ^{0.01}			sl H ₂ O; vs EtOH, eth, bz, chl
6927	3-(Methylamino)benzoic acid		C ₈ H ₉ NO ₂	51524-84-6	151.163	pl (peth)	127				vs ace, bz, EtOH, chl
6928	4-(Methylamino)benzoic acid		C ₈ H ₉ NO ₂	10541-83-0	151.163	nd (bz, w, dil al)	168				s H ₂ O, bz, AcOEt; vs EtOH, eth; sl tfa
6929	Methyl 3-amino-2-butenate		C ₆ H ₉ NO ₂	14205-39-1	115.131						s chl
6930	<i>N</i> -[(Methylamino)carbonyl]-acetamide		C ₄ H ₉ N ₂ O ₂	623-59-6	116.119	tcl (w, al), pr (w)	180.5	311(17)			s H ₂ O, chl; sl EtOH, eth
6931	2-(Methylamino)-2-deoxy- α -L-glucopyranose	<i>N</i> -Methyl- α -L-glucosamine	C ₇ H ₁₃ NO ₅	42852-95-9	193.198	glass					s MeOH
6932	2-(Methylamino)ethanesulfonic acid	<i>N</i> -Methyltaurine	C ₃ H ₉ NO ₃ S	107-68-6	139.173		241.5				vs H ₂ O; i EtOH, eth
6933	4-[2-(Methylamino)ethyl]-1,2-benzenediol	Deoxyepinephrine	C ₉ H ₁₃ NO ₂	501-15-5	167.205		188.5				
6934	Methyl 3-amino-4-hydroxybenzoate	Orthocaine	C ₈ H ₉ NO ₃	536-25-4	167.162	nd (bz or HOAc)	143				i H ₂ O; vs EtOH; s eth, alk; sl bz
6935	4-(Methylamino)phenol sulfate		C ₁₄ H ₁₉ N ₂ O ₆ S	1936-57-8	344.383	cry	260 dec				sl EtOH; i eth
6936	3-(Methylamino)propanenitrile		C ₄ H ₈ N ₂	693-05-0	84.120			102 ⁴⁹	0.8992 ²⁰	1.4320 ²⁰	s H ₂ O, ace, bz, chl, MeOH
6937	4-[2-(Methylamino)propyl]-phenol	Pholedrine	C ₁₀ H ₁₃ NO	370-14-9	165.232	cry (MeOH)	161				vs eth, EtOH



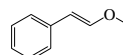
6904
6-Methoxyquinoline



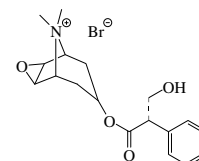
6905
6-Methoxy-4-quinolinecarboxylic acid



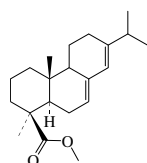
6906
2-Methoxy-1,3,5-trinitrobenzene



6907
(2-Methoxyvinyl)benzene



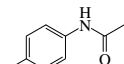
6908
Methscopolamine bromide



6909
Methyl abietate



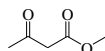
6910
N-Methylacetamide



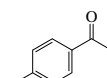
6911
4-Methylacetanilide



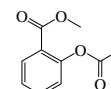
6912
Methyl acetate



6913
Methyl acetoacetate



6914
4-Methylacetophenone



6915
Methyl 2-(acetyloxy)benzoate



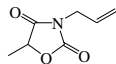
6916
Methyl acrylate



6917
2-Methylacrylonitrile



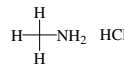
6918
2-Methylalanine



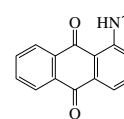
6919
5-Methyl-3-allyl-2,4-oxazolidinedione



6920
Methylamine



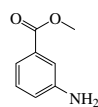
6921
Methylamine hydrochloride



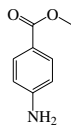
6922
1-(Methylamino)-9,10-anthracenedione



6923
Methyl 2-aminobenzoate



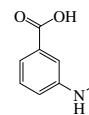
6924
Methyl 3-aminobenzoate



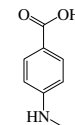
6925
Methyl 4-aminobenzoate



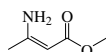
6926
2-(Methylamino)benzoic acid



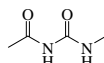
6927
3-(Methylamino)benzoic acid



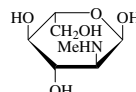
6928
4-(Methylamino)benzoic acid



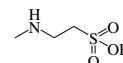
6929
Methyl 3-amino-2-butenate



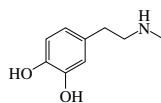
6930
N-[(Methylamino)carbonyl]acetamide



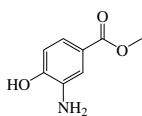
6931
2-(Methylamino)-2-deoxy-α-*L*-glucopyranose



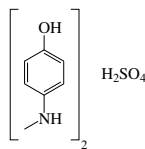
6932
2-(Methylamino)ethanesulfonic acid



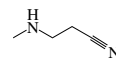
6933
4-[2-(Methylamino)ethyl]-1,2-benzenediol



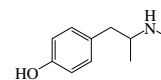
6934
Methyl 3-amino-4-hydroxybenzoate



6935
4-(Methylamino)phenol sulfate



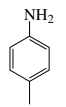


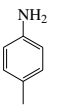


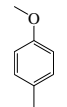
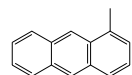
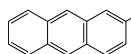
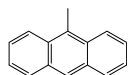
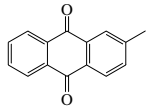

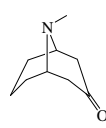

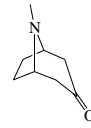

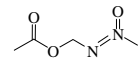


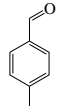

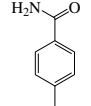

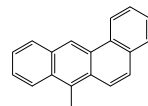
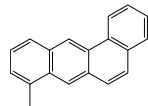
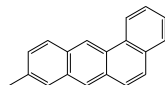
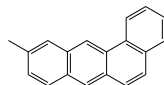
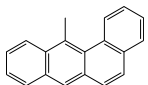
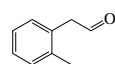
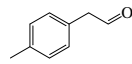
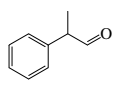
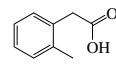
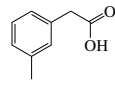


6936
3-(Methylamino)propanenitrile



6937
4-[2-(Methylamino)propyl]phenol

No.	Name	Synonym	Mol. Form.	CAS RN	Mol. Wt.	Physical Form	mp/°C	bp/°C	den g cm ⁻³	n _D	Solubility
6938	2-Methylaniline	<i>o</i> -Toluidine	C ₇ H ₉ N	95-53-4	107.153	liq	-14.41(0.02)	200.0(0.4)	0.9984 ²⁰	1.5725 ²⁰	sl H ₂ O; msc EtOH, eth, ctc
6939	3-Methylaniline	<i>m</i> -Toluidine	C ₇ H ₉ N	108-44-1	107.153	liq	-30.8(0.5)	203.3(0.5)	0.9889 ²⁰	1.5681 ²⁰	vs ace, bz, eth, EtOH
6940	4-Methylaniline	<i>p</i> -Toluidine	C ₇ H ₉ N	106-49-0	107.153	lf (w+1)	43.3(0.8)	201(1)	0.9619 ²⁰	1.5534 ⁴⁵	sl H ₂ O; vs EtOH, py; s eth, ace, ctc
6941	<i>N</i> -Methylaniline	<i>N</i> -Methylbenzenamine	C ₇ H ₉ N	100-61-8	107.153	liq	-57(1)	197(1)	0.9891 ²⁰	1.5684 ²⁰	i H ₂ O; s EtOH, eth, ctc, chl
6942	2-Methylaniline, hydrochloride	<i>o</i> -Toluidine, hydrochloride	C ₇ H ₁₀ ClN	636-21-5	143.614	mcl pr (w)	215				vs H ₂ O, EtOH
6943	4-Methylaniline, hydrochloride		C ₇ H ₁₀ ClN	540-23-8	143.614	mcl nd (eth-HOAc)	244.5	258	1.1930 ¹⁸		vs H ₂ O, EtOH, HOAc
6944	2-Methylanisole		C ₈ H ₁₀ O	578-58-5	122.164	liq	-34.1(0.3)	173(2)	0.985 ²⁵	1.5161 ²⁰	i H ₂ O; s EtOH, eth, ace, ctc
6945	3-Methylanisole		C ₈ H ₁₀ O	100-84-5	122.164	liq	-55.5(0.8)	177(2)	0.969 ²⁵	1.5130 ²⁰	i H ₂ O; s EtOH, eth, ace, bz; sl ctc
6946	4-Methylanisole		C ₈ H ₁₀ O	104-93-8	122.164	liq	-31.6(0.9)	175(2)	0.969 ²⁵	1.5112 ²⁰	i H ₂ O; s EtOH, eth, chl
6947	1-Methylantracene		C ₁₅ H ₁₂	610-48-0	192.256	bl nd (MeOH) lf (al)	85.5	342(6)	1.0471 ⁹⁹	1.6802 ⁹⁹	i H ₂ O; s EtOH, eth, bz, chl, sulf
6948	2-Methylantracene		C ₁₅ H ₁₂	613-12-7	192.256	grn bl flr lf (sub)	209	340(6)	1.80 ⁰		i H ₂ O, ace; sl EtOH, eth; s bz, CS ₂
6949	9-Methylantracene		C ₁₅ H ₁₂	779-02-2	192.256	ye nd (dil al) pr (bz, al)	81.7(0.5)	196 ¹²	1.065 ⁹⁹	1.6959 ⁹⁹	s EtOH, eth, ace, bz, chl
6950	2-Methyl-9,10-anthracenedione	2-Methylantraquinone	C ₁₅ H ₁₀ O ₂	84-54-8	222.239	ye nd (al, HOAc)	176.2(0.4)	sub			vs bz, EtOH, HOAc
6951	Methylarsine		CH ₃ As	593-52-2	91.973	col gas	-143	2			vs ace, eth, EtOH
6952	9-Methyl-9-azabicyclo[3.3.1]nonan-3-one	Pseudopelletierine	C ₉ H ₁₅ NO	552-70-5	153.221	orth pr (peth)	54	246	1.001 ¹⁰⁰	1.4760 ¹⁰⁰	vs H ₂ O, eth, EtOH
6953	8-Methyl-8-azabicyclo[3.2.1]octane	Tropane	C ₈ H ₁₅ N	529-17-9	125.212			166	0.9251 ¹⁵		
6954	8-Methyl-8-azabicyclo[3.2.1]octan-3-one		C ₈ H ₁₃ NO	532-24-1	139.195		43	227	1.9872 ¹⁰⁰	1.4598 ¹⁰⁰	s EtOH, eth, ace, bz, peth; sl chl
6955	Methyl azide		CH ₃ N ₃	624-90-8	57.055			exp	0.869 ¹⁵		
6956	Methylazoxymethanol acetate		C ₄ H ₈ N ₂ O ₃	592-62-1	132.118			191			
6957	2-Methylbenzaldehyde	<i>o</i> -Tolualdehyde	C ₈ H ₈ O	529-20-4	120.149			195(4)	1.0328 ²⁰	1.5462 ²⁰	sl H ₂ O, ctc; s EtOH, eth, bz; vs ace
6958	3-Methylbenzaldehyde	<i>m</i> -Tolualdehyde	C ₈ H ₈ O	620-23-5	120.149			199	1.0189 ²¹	1.5413 ²¹	sl H ₂ O; msc EtOH, eth; vs ace; s bz, chl
6959	4-Methylbenzaldehyde	<i>p</i> -Tolualdehyde	C ₈ H ₈ O	104-87-0	120.149			202(7)	1.0194 ¹⁷	1.5454 ²⁰	sl H ₂ O; msc EtOH, eth, ace; vs chl
6960	2-Methylbenzamide	<i>o</i> -Toluamide	C ₈ H ₉ NO	527-85-5	135.163		147				sl H ₂ O, eth, tfa, bz; vs EtOH
6961	4-Methylbenzamide	<i>p</i> -Toluamide	C ₈ H ₉ NO	619-55-6	135.163		162.5				sl H ₂ O, bz, chl; vs EtOH, eth; s tfa
6962	<i>N</i> -Methylbenzamide		C ₈ H ₉ NO	613-93-4	135.163		74.3(0.4)	294(5)			s EtOH, ace
6963	7-Methylbenz[<i>a</i>]anthracene		C ₁₉ H ₁₄	2541-69-7	242.314	ye pl (al)	141				i H ₂ O; s EtOH, eth, ace, ctc, HOAc, CS ₂
6964	8-Methylbenz[<i>a</i>]anthracene		C ₁₉ H ₁₄	2381-31-9	242.314	pl (bz-al), nd (bz-lig)	156.5	272 ³	1.2310 ⁰		i H ₂ O; s EtOH, eth, bz, xyl
6965	9-Methylbenz[<i>a</i>]anthracene		C ₁₉ H ₁₄	2381-16-0	242.314	nd (al)	152.5				i H ₂ O; s EtOH, eth, ctc, chl, CS ₂ , xyl
6966	10-Methylbenz[<i>a</i>]anthracene		C ₁₉ H ₁₄	2381-15-9	242.314		184				i H ₂ O; s EtOH, HOAc
6967	12-Methylbenz[<i>a</i>]anthracene		C ₁₉ H ₁₄	2422-79-9	242.314	pl (al)	150.5				i H ₂ O; s EtOH, CS ₂ , HOAc
6968	2-Methylbenzeneacetaldehyde		C ₉ H ₁₀ O	10166-08-2	134.174			221	1.0241 ¹⁰		vs eth, EtOH, chl
6969	4-Methylbenzeneacetaldehyde		C ₉ H ₁₀ O	104-09-6	134.174		40	221.5	1.0052 ²⁰	1.5255 ²⁰	vs eth, EtOH, chl
6970	<i>o</i> -Methylbenzeneacetaldehyde		C ₉ H ₁₀ O	93-53-8	134.174			206.4(0.8)	1.0089 ²⁰	1.5176 ²⁰	vs EtOH
6971	2-Methylbenzeneacetic acid		C ₉ H ₁₀ O ₂	644-36-0	150.174	nd (w)	89				s H ₂ O, chl
6972	3-Methylbenzeneacetic acid		C ₉ H ₁₀ O ₂	621-36-3	150.174	nd (w)	62	121 ²⁶			s H ₂ O, chl

 6938 2-Methylaniline	 6939 3-Methylaniline	 6940 4-Methylaniline	 6941 N-Methylaniline	 6942 2-Methylaniline, hydrochloride	 6943 4-Methylaniline, hydrochloride	 6944 2-Methylanisole	 6945 3-Methylanisole
 6946 4-Methylanisole	 6947 1-Methylantracene	 6948 2-Methylantracene	 6949 9-Methylantracene	 6950 2-Methyl-9,10-anthracenedione	 6951 Methylarsine		
 6952 9-Methyl-9-azabicyclo[3.3.1]nonan-3-one	 6953 8-Methyl-8-azabicyclo[3.2.1]octane	 6954 8-Methyl-8-azabicyclo[3.2.1]octan-3-one	 6955 Methyl azide	 6956 Methylazoxymethanol acetate			
 6957 2-Methylbenzaldehyde	 6958 3-Methylbenzaldehyde	 6959 4-Methylbenzaldehyde	 6960 2-Methylbenzamide	 6961 4-Methylbenzamide	 6962 N-Methylbenzamide	 6963 7-Methylbenz[a]anthracene	
 6964 8-Methylbenz[a]anthracene	 6965 9-Methylbenz[a]anthracene	 6966 10-Methylbenz[a]anthracene	 6967 12-Methylbenz[a]anthracene	 6968 2-Methylbenzeneacetaldehyde			
 6969 4-Methylbenzeneacetaldehyde	 6970 α -Methylbenzeneacetaldehyde	 6971 2-Methylbenzeneacetic acid	 6972 3-Methylbenzeneacetic acid				

No.	Name	Synonym	Mol. Form.	CAS RN	Mol. Wt.	Physical Form	mp/°C	bp/°C	den g cm ⁻³	n _D	Solubility
6973	4-Methylbenzeneacetic acid		C ₉ H ₁₀ O ₂	622-47-9	150.174	nd or pl (al, w)	93	265			vs bz, eth, EtOH
6974	α-Methylbenzeneacetic acid, (±)-		C ₉ H ₁₀ O ₂	2328-24-7	150.174		<-20	263	1.1 ⁰	1.5237 ²⁰	
6975	4-Methylbenzeneacetonitrile		C ₉ H ₉ N	2947-61-7	131.174		18	242.5	0.992 ²⁵	1.5190 ²⁰	i H ₂ O; s EtOH, eth, bz, etc
6976	α-Methylbenzeneacetonitrile		C ₉ H ₉ N	1823-91-2	131.174			231	0.9854 ²⁰	1.5095 ²⁵	vs eth, EtOH
6977	3-Methyl-1,2-benzenediamine	Toluene-2,3-diamine	C ₇ H ₁₀ N ₂	2687-25-4	122.167		63.5	255			vs ace, bz, EtOH
6978	4-Methyl-1,2-benzenediamine	Toluene-3,4-diamine	C ₇ H ₁₀ N ₂	496-72-0	122.167	pl (lig)	89.5	265			vs H ₂ O; s lig
6979	2-Methyl-1,3-benzenediamine	Toluene-2,6-diamine	C ₇ H ₁₀ N ₂	823-40-5	122.167	pr (bz, w)	106				s H ₂ O, EtOH, bz
6980	2-Methyl-1,4-benzenediamine	Toluene-2,5-diamine	C ₇ H ₁₀ N ₂	95-70-5	122.167	pl (bz)	64	273.5			s H ₂ O, EtOH, eth; sl bz, HOAc
6981	3-Methyl-1,2-benzenediol		C ₇ H ₈ O ₂	488-17-5	124.138	lf (bz)	68	248			s H ₂ O, EtOH, bz, chl
6982	4-Methyl-1,2-benzenediol		C ₇ H ₈ O ₂	452-86-8	124.138	lf (bz-lig), pr (bz)	65	258	1.1287 ⁷⁴	1.5425 ⁷⁴	s H ₂ O, EtOH, eth, ace, chl; sl lig
6983	2-Methyl-1,3-benzenediol		C ₇ H ₈ O ₂	608-25-3	124.138	pr (bz)	120	265			vs H ₂ O, bz, eth, EtOH
6984	4-Methyl-1,3-benzenediol		C ₇ H ₈ O ₂	496-73-1	124.138	cry (bz-peth)	105	270			s H ₂ O, EtOH, eth; sl bz, peth
6985	5-Methyl-1,3-benzenediol	Orcinol	C ₇ H ₈ O ₂	504-15-4	124.138	pr(w+1), lf(chl)	107	287	1.290 ⁴		s H ₂ O, EtOH, eth, bz; sl lig, peth
6986	2-Methyl-1,4-benzenediol		C ₇ H ₈ O ₂	95-71-6	124.138		125	283			vs H ₂ O, EtOH, eth; s ace; sl bz, lig
6987	4-Methyl-1,2-benzenedithiol	Toluene-3,4-dithiol	C ₇ H ₈ S ₂	496-74-2	156.269		29				s chl
6988	β-Methylbenzeneethanamine		C ₉ H ₁₃ N	582-22-9	135.206			210	0.9433 ⁴	1.5255 ²⁰	vs bz, eth, EtOH
6989	N-Methylbenzeneethanamine		C ₉ H ₁₃ N	589-08-2	135.206			206	0.93 ²⁵	1.5162 ²⁰	
6990	2-Methylbenzeneethanol		C ₉ H ₁₂ O	19819-98-8	136.190		1.0	243.5	1.016 ²⁵	1.5355 ²⁰	
6991	4-Methylbenzeneethanol		C ₉ H ₁₂ O	699-02-5	136.190			240(11)	1.0028 ²⁰	1.5267 ²⁰	
6992	2-Methylbenzenemethanamine		C ₈ H ₁₁ N	89-93-0	121.180	liq	-30	206	0.9766 ¹⁹	1.5436 ¹⁹	
6993	3-Methylbenzenemethanamine		C ₈ H ₁₁ N	100-81-2	121.180			203.5	0.966 ²⁵	1.5360 ²⁰	
6994	4-Methylbenzenemethanamine		C ₈ H ₁₁ N	104-84-7	121.180		12.5	195	0.952 ²⁰	1.5340 ²⁰	
6995	N-Methylbenzenemethanamine		C ₈ H ₁₁ N	103-67-3	121.180			180.5	0.9442 ¹⁸		vs H ₂ O
6996	α-Methylbenzenemethanol	1-Phenylethanol	C ₈ H ₁₀ O	98-85-1	122.164		15(2)	205(4)	1.013 ²⁵	1.5265 ²⁰	i H ₂ O; vs EtOH, eth
6997	2-Methylbenzenemethanol	o-Tolyl alcohol	C ₈ H ₁₀ O	89-95-2	122.164	nd (peth-eth)	38	224	1.023 ⁴⁰		vs eth, EtOH, chl
6998	3-Methylbenzenemethanol	m-Tolyl alcohol	C ₈ H ₁₀ O	587-03-1	122.164		<-20	215.5	0.9157 ¹⁷		sl H ₂ O; vs EtOH, eth; s chl
6999	4-Methylbenzenemethanol	p-Tolyl alcohol	C ₈ H ₁₀ O	589-18-4	122.164	nd (lig)	58.72(0.04)	217	0.978 ²²		vs eth, EtOH
7000	α-Methylbenzenemethanol, acetate		C ₁₀ H ₁₂ O ₂	93-92-5	164.201	oil		109 ¹⁸			
7001	4-Methylbenzenepropanal		C ₁₀ H ₁₂ O	5406-12-2	148.201			223	0.999 ¹⁴	1.525 ¹⁴	
7002	α-Methylbenzenepropanamine	1-Methyl-3-phenylpropylamine	C ₁₀ H ₁₃ N	22374-89-6	149.233		143	223	0.9289 ¹⁵	1.5152 ²⁰	vs EtOH
7003	β-Methylbenzenepropanoic acid, (±)-		C ₁₀ H ₁₂ O ₂	772-17-8	164.201		46.5	168 ¹⁴	1.0701 ²⁰	1.5155 ²⁰	sl H ₂ O; s peth
7004	α-Methylbenzenepropanol		C ₁₀ H ₁₄ O	2344-70-9	150.217			239	0.9899 ¹⁶	1.517 ¹⁶	
7005	4-Methylbenzenesulfonic acid	p-Toluenesulfonic acid	C ₇ H ₈ O ₂ S	536-57-2	156.203	orth pl or nd (w)	86.5				s H ₂ O; vs EtOH, eth; sl bz
7006	4-Methylbenzenesulfinyl chloride		C ₇ H ₇ ClOS	10439-23-3	174.648	nd	57	113 ^{3.5}			vs chl
7007	2-Methylbenzenesulfonamide		C ₇ H ₉ NO ₂ S	88-19-7	171.217	oct cry (al), pr (w)	156.3(0.5)	214 ¹⁰			sl H ₂ O, eth, DMSO; s EtOH
7008	4-Methylbenzenesulfonamide	p-Toluenesulfonamide	C ₇ H ₉ NO ₂ S	70-55-3	171.217	mcl pl (w+2)	138	214 ¹⁰			sl H ₂ O, eth; s EtOH
7009	Methyl benzenesulfonate		C ₇ H ₈ O ₃ S	80-18-2	172.202		4.5	150 ¹⁵	1.2730 ¹⁷	1.5151 ²⁰	sl H ₂ O; vs EtOH, eth, chl
7010	2-Methylbenzenesulfonic acid		C ₇ H ₈ O ₃ S	88-20-0	172.202	hyg pl (w+2)	67.5	128.8 ²⁵			vs H ₂ O; s EtOH; i eth
7011	2-Methylbenzenesulfonyl chloride	o-Toluenesulfonyl chloride	C ₇ H ₇ ClO ₂ S	133-59-5	190.648		11(1)	154 ³⁶	1.3383 ²⁰	1.5565 ²⁰	i H ₂ O; s EtOH, eth, bz, etc
7012	2-Methylbenzenethiol		C ₇ H ₈ S	137-06-4	124.204		15	192(20)	1.041 ²⁰	1.570 ²⁰	i H ₂ O; s EtOH; vs eth
7013	3-Methylbenzenethiol		C ₇ H ₈ S	108-40-7	124.204	liq	-20	196(20)	1.044 ²⁰	1.572 ²⁰	i H ₂ O; s EtOH; msc eth

 6973 4-Methylbenzeneacetic acid	 6974 α-Methylbenzeneacetic acid, (±)-	 6975 4-Methylbenzeneacetonitrile	 6976 α-Methylbenzeneacetonitrile	 6977 3-Methyl-1,2-benzenediamine	 6978 4-Methyl-1,2-benzenediamine
 6979 2-Methyl-1,3-benzenediamine	 6980 2-Methyl-1,4-benzenediamine	 6981 3-Methyl-1,2-benzenediol	 6982 4-Methyl-1,2-benzenediol	 6983 2-Methyl-1,3-benzenediol	 6984 4-Methyl-1,3-benzenediol
 6985 5-Methyl-1,3-benzenediol	 6986 2-Methyl-1,4-benzenediol	 6987 4-Methyl-1,2-benzenedithiol	 6988 β-Methylbenzeneethanamine	 6989 N-Methylbenzeneethanamine	 6990 2-Methylbenzeneethanol
 6991 4-Methylbenzeneethanol	 6992 2-Methylbenzenemethanamine	 6993 3-Methylbenzenemethanamine	 6994 4-Methylbenzenemethanamine	 6995 N-Methylbenzenemethanamine	 6996 α-Methylbenzenemethanol
 6997 2-Methylbenzenemethanol	 6998 3-Methylbenzenemethanol	 6999 4-Methylbenzenemethanol	 7000 α-Methylbenzenemethanol, acetate	 7001 4-Methylbenzenepropanal	 7002 α-Methylbenzenepropanamine
 7003 β-Methylbenzenepropanoic acid, (±)-	 7004 α-Methylbenzenepropanol	 7005 4-Methylbenzenesulfonic acid	 7006 4-Methylbenzenesulfonyl chloride	 7007 2-Methylbenzenesulfonamide	
 7008 4-Methylbenzenesulfonamide	 7009 Methyl benzenesulfonate	 7010 2-Methylbenzenesulfonic acid	 7011 2-Methylbenzenesulfonyl chloride	 7012 2-Methylbenzenethiol	 7013 3-Methylbenzenethiol

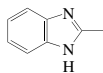
No.	Name	Synonym	Mol. Form.	CAS RN	Mol. Wt.	Physical Form	mp/°C	bp/°C	den g cm ⁻³	n _D	Solubility
7014	4-Methylbenzenethiol		C ₇ H ₆ S	106-45-6	124.204		43	199(20)	1.0220 ⁵¹		i H ₂ O; s EtOH, chl; vs eth
7015	1-Methyl-1 <i>H</i> -benzimidazole		C ₈ H ₈ N ₂	1632-83-3	132.163	nd (peth), pl (al)	66	286	1.1254 ²⁰	1.6013 ⁷	s peth
7016	2-Methyl-1 <i>H</i> -benzimidazole		C ₈ H ₈ N ₂	615-15-6	132.163	pr or nd (w)	178.3(0.3)				s H ₂ O; sl EtOH, eth; i bz
7017	Methyl benzoate	Methyl benzenecarboxylate	C ₈ H ₈ O ₂	93-58-3	136.149	liq	-12.35(0.06)	199(2)	1.0837 ²⁵	1.5164 ²⁰	i H ₂ O; s EtOH, ctc, MeOH; msc eth
7018	Methyl 1,3-benzodioxole-5-carboxylate		C ₉ H ₈ O ₄	326-56-7	180.158	nd or lf (peth)	53	273 dec			vs eth, EtOH
7019	2-Methylbenzofuran		C ₉ H ₈ O	4265-25-2	132.159			194(3)	1.0540 ²⁰	1.5495 ²²	vs eth, EtOH
7020	2-Methylbenzonitrile	<i>o</i> -Tolunitrile	C ₈ H ₇ N	529-19-1	117.149	liq	-10.5(0.3)	205(5)	0.9955 ²⁰	1.5279 ²⁰	i H ₂ O; msc EtOH, eth; sl ctc
7021	3-Methylbenzonitrile	<i>m</i> -Tolunitrile	C ₈ H ₇ N	620-22-4	117.149	liq	-23	215(7)	1.0316 ²⁰	1.5252 ²⁰	i H ₂ O; msc EtOH, eth; sl ctc
7022	4-Methylbenzonitrile	<i>p</i> -Tolunitrile	C ₈ H ₇ N	104-85-8	117.149		28(1)	218(3)	0.9762 ³⁰		i H ₂ O; vs EtOH, eth; sl ctc
7023	6-Methyl-2 <i>H</i> -1-benzopyran-2-one		C ₁₀ H ₈ O ₂	92-48-8	160.170		76.5	304			vs EtOH, eth, bz; sl chl, peth
7024	7-Methyl-2 <i>H</i> -1-benzopyran-2-one	7-Methylcoumarin	C ₁₀ H ₈ O ₂	2445-83-2	160.170	nd, (pl) (aq al)	128	171.5 ¹¹			sl H ₂ O; vs EtOH, HOAc; s eth
7025	3-Methyl-4 <i>H</i> -1-benzopyran-4-one	Tricromyl	C ₁₀ H ₈ O ₂	85-90-5	160.170						s chl
7026	6-Methyl-2-benzothiazolamine		C ₈ H ₈ N ₂ S	2536-91-6	164.228	nd (w) pr (dil al)	142				sl H ₂ O; s EtOH
7027	2-Methylbenzothiazole		C ₈ H ₇ NS	120-75-2	149.214		14	238	1.1763 ¹⁹	1.6092 ¹⁹	i H ₂ O; s EtOH, chl
7028	3-Methyl-2(3 <i>H</i>)-benzothiazolethione		C ₈ H ₇ NS ₂	2254-94-6	181.279	nd (al), pr (HOAc)	90	335			i H ₂ O; sl EtOH, eth; vs bz, chl
7029	4-(6-Methyl-2-benzothiazolyl)-aniline		C ₁₄ H ₁₂ N ₂ S	92-36-4	240.323		194.8	434			sl EtOH, eth, bz, HOAc
7030	1-Methyl-1 <i>H</i> -benzotriazole		C ₇ H ₇ N ₃	13351-73-0	133.151	pl (bz-lig)	64.5	270.5			vs bz, EtOH, HOAc
7031	1-Methyl-2 <i>H</i> -3,1-benzoxazine-2,4(1 <i>H</i>)-dione		C ₉ H ₇ NO ₃	10328-92-4	177.157		180				
7032	2-Methylbenzoxazole		C ₈ H ₇ NO	95-21-6	133.148		9.5	200.5	1.1211 ²⁰	1.5497 ²⁰	i H ₂ O; vs EtOH; msc eth
7033	Methyl benzoyleacetate		C ₁₀ H ₁₀ O ₃	614-27-7	178.184	pa ye		265 dec	1.158 ²⁹	1.537 ²⁰	vs ace, eth, EtOH
7034	Methyl 2-benzoylbenzoate		C ₁₅ H ₁₂ O ₃	606-28-0	240.254	pl or mcl pr (dil al)	52	351	1.1903 ¹⁹	1.591 ²⁰	i H ₂ O; vs EtOH, eth; s sulf
7035	2-(4-Methylbenzoyl)benzoic acid	2-(<i>p</i> -Toluoyl)benzoic acid	C ₁₅ H ₁₂ O ₃	85-55-2	240.254		140.2(0.4)				sl H ₂ O, DMSO; vs EtOH, eth, ace, bz
7036	2-Methylbenzoyl chloride		C ₈ H ₇ ClO	933-88-0	154.594			213.5		1.5549 ²⁰	vs eth, EtOH
7037	3-Methylbenzoyl chloride		C ₈ H ₇ ClO	1711-06-4	154.594	liq	-23	219.5	1.0265 ²¹	1.505 ²²	vs eth, EtOH
7038	4-Methylbenzoyl chloride		C ₈ H ₇ ClO	874-60-2	154.594	liq	-1.5	226	1.1686 ²⁰	1.5547 ²⁰	s ctc
7039	Methyl benzoylsalicylate	2-(Benzoyloxy)benzoic acid, methyl ester	C ₁₅ H ₁₂ O ₄	610-60-6	256.254	cry	85	385			i H ₂ O; s bz, chl, eth, EtOH
7040	α -Methylbenzylamine, (\pm)-	1-Phenylethylamine	C ₈ H ₁₁ N	618-36-0	121.180		32	193(2)	0.9395 ¹⁵	1.5238 ²⁵	s H ₂ O, chl; msc EtOH, eth
7041	1-Methyl-2-benzylbenzene	2-Benzyltoluene	C ₁₄ H ₁₄	713-36-0	182.261		6.61(0.01)	281(7)	1.0020 ²⁰	1.5763 ²⁰	
7042	1-Methyl-4-benzylbenzene	4-Benzyltoluene	C ₁₄ H ₁₄	620-83-7	182.261	liq	-30	282(6)	0.9976 ²⁰	1.5712 ²⁰	vs eth, bz, EtOH, chl
7043	α -Methylbenzyl formate		C ₉ H ₁₀ O ₂	7775-38-4	150.174	liq					
7044	1-Methyl-2-benzyl-4(1 <i>H</i>)-quinazolinone	Glycosine	C ₁₆ H ₁₄ N ₂ O	6873-15-0	250.294		161.5				
7045	1-Methylbicyclo[3.1.0]hexane		C ₇ H ₁₂	4625-24-5	96.170			88(18)			
7046	2-Methylbiphenyl		C ₁₃ H ₁₂	643-58-3	168.234	liq	-0.2(0.1)	258(4)	1.0113 ²⁰	1.5914 ²⁰	i H ₂ O; s EtOH, eth
7047	3-Methylbiphenyl		C ₁₃ H ₁₂	643-93-6	168.234		4.5(0.2)	274(2)	1.0182 ¹⁷	1.5972 ²⁰	i H ₂ O; s EtOH, eth, ctc
7048	4-Methylbiphenyl		C ₁₃ H ₁₂	644-08-6	168.234	pl (lig, MeOH)	48.1(1)	273(6)	1.015 ²⁷		i H ₂ O; s EtOH, eth; sl ctc
7049	4-Methyl- <i>N,N</i> -bis(4-methylphenyl)aniline		C ₂₁ H ₂₁ N	1159-53-1	287.399	cry (HOAc)	115(1)				vs ace, bz, eth, chl
7050	Methyl bromoacetate		C ₃ H ₅ BrO ₂	96-32-2	152.975			141(7)	1.6350 ²⁰	1.4520 ²⁰	i H ₂ O; s EtOH, eth, ace, bz
7051	Methyl 2-bromobenzoate		C ₈ H ₇ BrO ₂	610-94-6	215.045			244			i H ₂ O; s EtOH



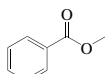
7014
4-Methylbenzenethiol



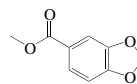
7015
1-Methyl-1H-benzimidazole



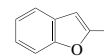
7016
2-Methyl-1H-benzimidazole



7017
Methyl benzoate



7018
Methyl 1,3-benzodioxole-5-carboxylate



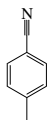
7019
2-Methylbenzofuran



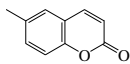
7020
2-Methylbenzonitrile



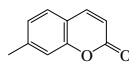
7021
3-Methylbenzonitrile



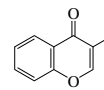
7022
4-Methylbenzonitrile



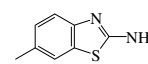
7023
6-Methyl-2H-1-benzopyran-2-one



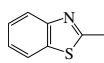
7024
7-Methyl-2H-1-benzopyran-2-one



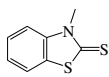
7025
3-Methyl-4H-1-benzopyran-4-one



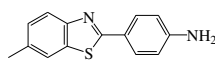
7026
6-Methyl-2-benzothiazolamine



7027
2-Methylbenzothiazole



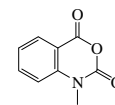
7028
3-Methyl-2(3H)-benzothiazolethione



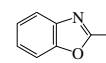
7029
4-(6-Methyl-2-benzothiazolyl)aniline



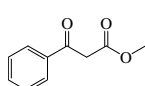
7030
1-Methyl-1H-benzotriazole



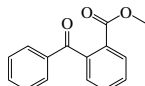
7031
1-Methyl-2H-3,1-benzoxazine-2,4(1H)-dione



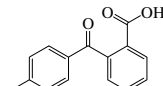
7032
2-Methylbenzoxazole



7033
Methyl benzoylacetate



7034
Methyl 2-benzoylbenzoate



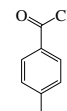
7035
2-(4-Methylbenzoyl)benzoic acid



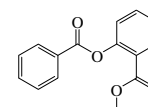
7036
2-Methylbenzoyl chloride



7037
3-Methylbenzoyl chloride



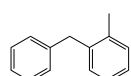
7038
4-Methylbenzoyl chloride



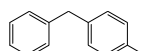
7039
Methyl benzoylsalicylate



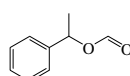
7040
α-Methylbenzylamine, (±)-



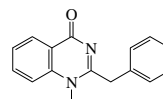
7041
1-Methyl-2-benzylbenzene



7042
1-Methyl-4-benzylbenzene



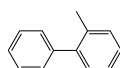
7043
α-Methylbenzyl formate



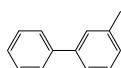
7044
1-Methyl-2-benzyl-4(1H)-quinazolinone



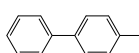
7045
1-Methylbicyclo[3.1.0]hexane



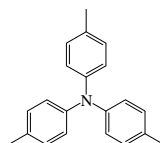
7046
2-Methylbiphenyl



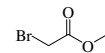
7047
3-Methylbiphenyl



7048
4-Methylbiphenyl



7049
4-Methyl-N,N-bis(4-methylphenyl)aniline

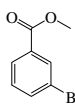


7050
Methyl bromoacetate

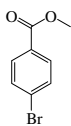


7051
Methyl 2-bromobenzoate

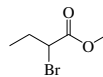
No.	Name	Synonym	Mol. Form.	CAS RN	Mol. Wt.	Physical Form	mp/°C	bp/°C	den g cm ⁻³	n _D	Solubility
7052	Methyl 3-bromobenzoate		C ₈ H ₇ BrO ₂	618-89-3	215.045	pl	32	125 ¹⁵			sl H ₂ O; s EtOH, eth
7053	Methyl 4-bromobenzoate		C ₈ H ₇ BrO ₂	619-42-1	215.045	lf (dil al), nd (eth)	81		1.689 ²⁵		s EtOH, eth, ace, peth; vs bz, chl
7054	Methyl 2-bromobutanoate		C ₈ H ₉ BrO ₂	3196-15-4	181.028			168	1.4528 ²⁰	1.4029 ²⁵	vs EtOH
7055	Methyl 4-bromobutanoate		C ₈ H ₉ BrO ₂	4897-84-1	181.028			186.5	1.4 ²⁵	1.4567 ²⁵	vs EtOH
7056	Methyl 4-bromo-2-butenate		C ₈ H ₇ BrO ₂	1117-71-1	179.013			84 ¹²	1.490 ¹⁹	1.498 ¹⁹	
7057	Methyl 5-bromopentanoate		C ₈ H ₁₁ BrO ₂	5454-83-1	195.054	liq		101 ¹⁴	1.363	1.4630 ²⁰	
7058	Methyl 3-bromopropanoate		C ₈ H ₉ BrO ₂	3395-91-3	167.002			105 ⁸⁰	1.4123 ¹⁸	1.4542 ²⁰	s EtOH, eth, ace
7059	3-Methyl-1,2-butadiene		C ₅ H ₈	598-25-4	68.118	liq	-113.61(0.08)	40.8(0.7)	0.6806 ²⁵	1.4203 ²⁰	vs ace, bz, eth, EtOH
7060	2-Methyl-1,3-butadiene	Isoprene	C ₅ H ₈	78-79-5	68.118	liq	-146.1(0.5)	34.0(0.3)	0.679 ²⁰	1.4219 ²⁰	i H ₂ O; msc EtOH, eth, ace, bz
7061	3-Methylbutanal	Isovaleraldehyde	C ₅ H ₁₀ O	590-86-3	86.132	liq	-51	92.5(0.3)	0.7977 ²⁰	1.3902 ²⁰	sl H ₂ O; s EtOH, eth
7062	3-Methylbutanamide	Isovaleramide	C ₅ H ₁₁ NO	541-46-8	101.147	mcl lf (al)	137	226			s H ₂ O, EtOH, eth; vs peth
7063	3-Methyl-1-butanamine	Isopentylamine	C ₅ H ₁₃ N	107-85-7	87.164			96(4)	0.7505 ²⁰	1.4083 ²⁰	msc H ₂ O, EtOH, eth; s ace, chl
7064	2-Methyl-2-butanamine		C ₅ H ₁₃ N	594-39-8	87.164	liq	-105.0(0.6)	77(4)	0.731 ²⁵	1.3954 ²⁵	vs H ₂ O, ace, eth, EtOH
7065	3-Methyl-2-butanamine		C ₅ H ₁₃ N	598-74-3	87.164	liq	-50	81(6)	0.7574 ¹⁹	1.4096 ¹⁸	vs H ₂ O; s EtOH
7066	3-Methyl-1,3-butanediol		C ₅ H ₁₂ O ₂	2568-33-4	104.148			208(5)	0.9448 ²⁰	1.4452 ²⁰	s H ₂ O, EtOH
7067	2-Methylbutanenitrile		C ₅ H ₉ N	18936-17-9	83.132			123(3)	0.7913 ¹⁵	1.3933 ²⁰	vs eth, EtOH
7068	3-Methylbutanenitrile	Isobutyl cyanide	C ₅ H ₉ N	625-28-5	83.132	liq	-100.8(0.3)	129(4)	0.7914 ²⁰	1.3927 ²⁰	sl H ₂ O; msc EtOH, eth; vs ace
7069	2-Methyl-1-butanethiol, (+)		C ₅ H ₁₂ S	20089-07-0	104.214	liq		119.0(0.8)	0.8420 ²⁰	1.4440 ²⁰	
7070	3-Methyl-1-butanethiol	Isopentyl mercaptan	C ₅ H ₁₂ S	541-31-1	104.214	liq		118.3(0.8)	0.8350 ²⁰	1.4412 ²⁰	i H ₂ O; msc EtOH, eth; s ctc
7071	2-Methyl-2-butanethiol		C ₅ H ₁₂ S	1679-09-0	104.214	liq		99.1(0.5)	0.8120 ²⁰	1.4385 ²⁰	
7072	3-Methyl-2-butanethiol		C ₅ H ₁₂ S	2084-18-6	104.214	liq	-127.09(0.05)	109.8			
7073	Methyl butanoate		C ₅ H ₁₀ O ₂	623-42-7	102.132	liq	-85.8	101.9(0.1)	0.8984 ²⁰	1.3878 ²⁰	sl H ₂ O, ctc; msc EtOH, eth
7074	2-Methylbutanoic acid	(±)-2-Methylbutyric acid	C ₅ H ₁₀ O ₂	600-07-7	102.132		<-80	177	0.934 ²⁰	1.4051 ²⁰	sl H ₂ O; msc EtOH, eth; s chl
7075	3-Methylbutanoic acid	Isovaleric acid	C ₅ H ₁₀ O ₂	503-74-2	102.132	liq	-29.6(0.7)	176.5(0.2)	0.931 ²⁰	1.4033 ²⁰	s H ₂ O; msc EtOH, eth, chl
7076	3-Methylbutanoic anhydride		C ₁₀ H ₁₈ O ₃	1468-39-9	186.248			215	0.9327 ²⁰	1.4043 ²⁰	vs eth
7077	2-Methyl-1-butanol, (±)-		C ₅ H ₁₂ O	34713-94-5	88.148			129.0(0.4)	0.8152 ²⁵	1.4092 ²⁰	sl H ₂ O; msc EtOH, eth; vs ace
7078	3-Methyl-1-butanol	Isopentyl alcohol	C ₅ H ₁₂ O	123-51-3	88.148	liq	-117.2	130.8(0.3)	0.8104 ²⁰	1.4053 ²⁰	sl H ₂ O; vs ace, eth, EtOH
7079	2-Methyl-2-butanol	<i>tert</i> -Amyl alcohol	C ₅ H ₁₂ O	75-85-4	88.148	liq	-8.7(0.6)	102.4	0.8096 ²⁰	1.4052 ²⁰	s H ₂ O, bz, chl; msc EtOH, eth; vs ace
7080	3-Methyl-2-butanol, (±)-	Isopropylethanol	C ₅ H ₁₂ O	70116-68-6	88.148	liq		113.7(0.4)	0.8180 ²⁰	1.4089 ²⁰	sl H ₂ O; msc EtOH, eth; vs ace; s bz, ctc
7081	2-Methyl-1-butanol acetate		C ₇ H ₁₄ O ₂	624-41-9	130.185			139(3)	0.8740 ²⁰	1.4040 ²⁰	vs ace, eth, EtOH
7082	3-Methyl-2-butanone	Methyl isopropyl ketone	C ₅ H ₁₀ O	563-80-4	86.132	liq	-93.13(0.05)	94.2(0.2)	0.8051 ²⁰	1.3880 ²⁰	sl H ₂ O; msc EtOH, eth; vs ace; s ctc
7083	2-Methylbutanoyl chloride, (±)-		C ₅ H ₉ ClO	57526-28-0	120.577			116	0.9917 ²⁰	1.4170 ²⁰	
7084	3-Methylbutanoyl chloride	Isovaleryl chloride	C ₅ H ₉ ClO	108-12-3	120.577			114	0.9844 ²⁰	1.4149 ²⁰	s eth
7085	<i>trans</i> -2-Methyl-2-butenal	Tiglic aldehyde	C ₅ H ₈ O	497-03-0	84.117	liq		114(3)	0.8710 ²⁰	1.4475 ²⁰	sl H ₂ O; vs EtOH
7086	3-Methyl-2-butenal	Senecialdehyde	C ₅ H ₈ O	107-86-8	84.117			134	0.8722 ²⁰	1.4528 ²⁰	s H ₂ O, EtOH, eth
7087	2-Methyl-1-butene		C ₅ H ₁₀	563-46-2	70.133	liq	-137.53(0.02)	31.1(0.4)	0.6504 ²⁰	1.3778 ²⁰	i H ₂ O; s EtOH, eth, bz, ctc
7088	3-Methyl-1-butene		C ₅ H ₁₀	563-45-1	70.133	vol liq or gas	-168.41(0.02)	20.1(0.2)	0.6213 ²⁵	1.3643 ²⁰	i H ₂ O; msc EtOH, eth; s bz
7089	2-Methyl-2-butene		C ₅ H ₁₀	513-35-9	70.133	liq	-133.72(0.02)	38.5(0.4)	0.6623 ²⁰	1.3874 ²⁰	i H ₂ O; s EtOH, eth, bz, ctc; vs lig



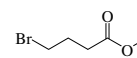
7052
Methyl 3-bromobenzoate



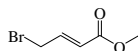
7053
Methyl 4-bromobenzoate



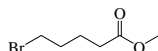
7054
Methyl 2-bromobutanoate



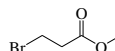
7055
Methyl 4-bromobutanoate



7056
Methyl 4-bromo-2-butenate



7057
Methyl 5-bromopentanoate



7058
Methyl 3-bromopropanoate



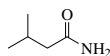
7059
3-Methyl-1,2-butadiene



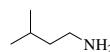
7060
2-Methyl-1,3-butadiene



7061
3-Methylbutanal



7062
3-Methylbutanamide



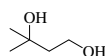
7063
3-Methyl-1-butanamine



7064
2-Methyl-2-butanamine



7065
3-Methyl-2-butanamine



7066
3-Methyl-1,3-butanediol



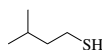
7067
2-Methylbutanenitrile



7068
3-Methylbutanenitrile



7069
2-Methyl-1-butanethiol, (+)



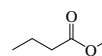
7070
3-Methyl-1-butanethiol



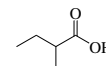
7071
2-Methyl-2-butanethiol



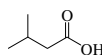
7072
3-Methyl-2-butanethiol



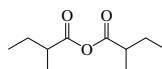
7073
Methyl butanoate



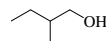
7074
2-Methylbutanoic acid



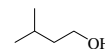
7075
3-Methylbutanoic acid



7076
3-Methylbutanoic anhydride



7077
2-Methyl-1-butanol, (±)-



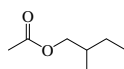
7078
3-Methyl-1-butanol



7079
2-Methyl-2-butanol



7080
3-Methyl-2-butanone, (±)-



7081
2-Methyl-1-butanone acetate



7082
3-Methyl-2-butanone



7083
2-Methylbutanoyl chloride, (±)-



7084
3-Methylbutanoyl chloride



7085
trans-2-Methyl-2-butenal



7086
3-Methyl-2-butenal



7087
2-Methyl-2-butene

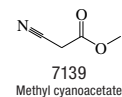
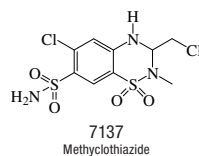
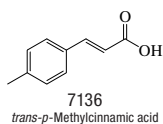
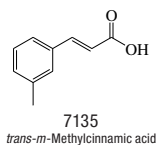
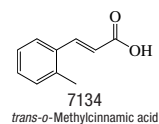
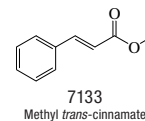
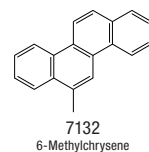
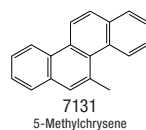
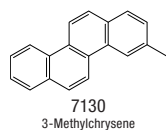
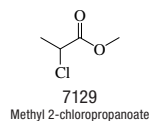
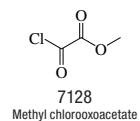
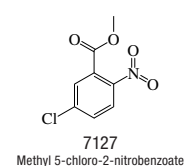
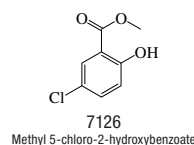
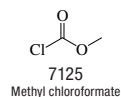
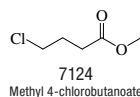
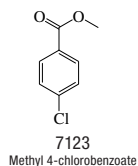
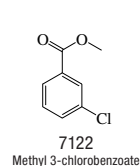
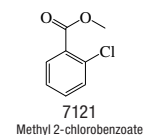
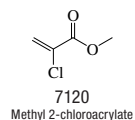
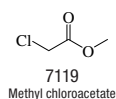
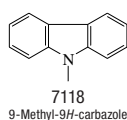
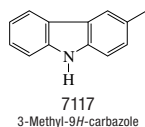
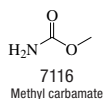
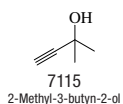
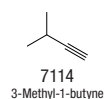
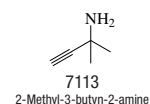
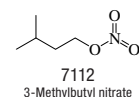
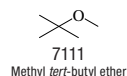
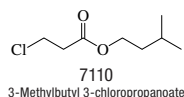
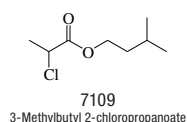
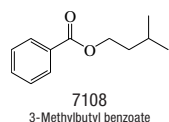
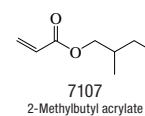
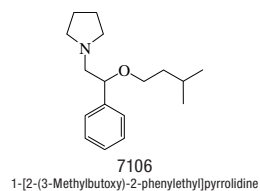
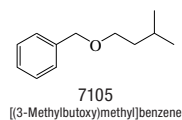
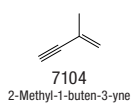
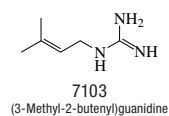
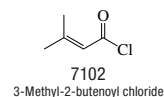
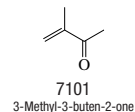
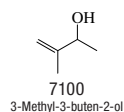
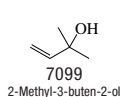
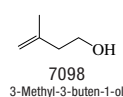
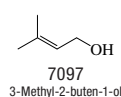
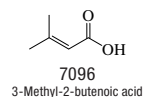
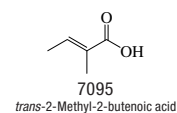
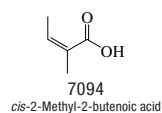
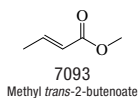
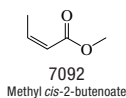
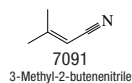
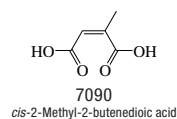


7088
3-Methyl-1-butene





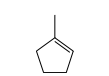


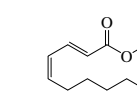


7089
2-Methyl-2-butene

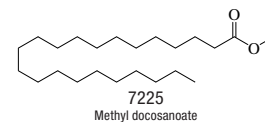
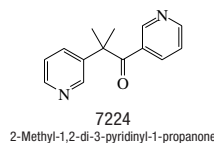
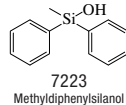
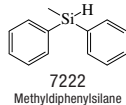
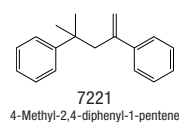
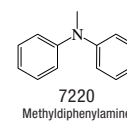
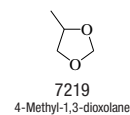
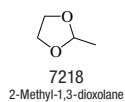
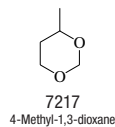
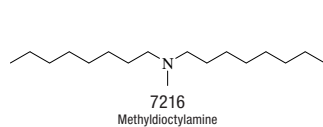
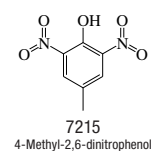
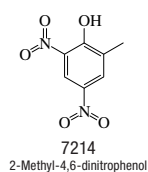
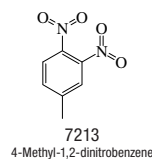
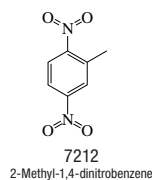
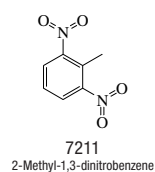
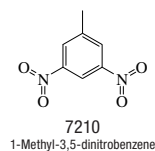
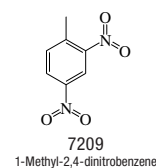
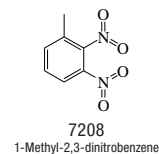
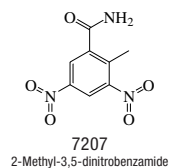
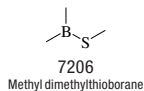
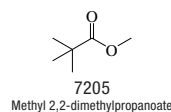
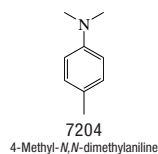
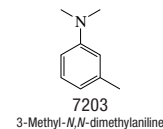
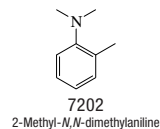
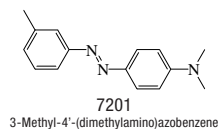
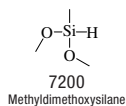
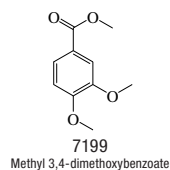
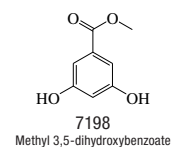
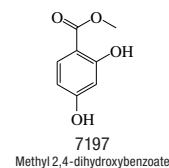
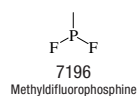
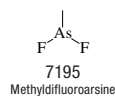
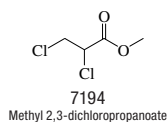
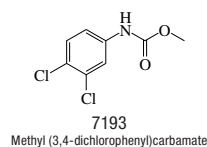
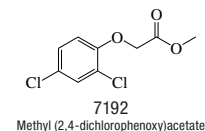
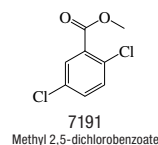
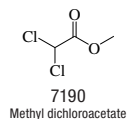
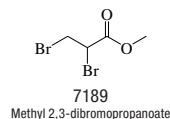
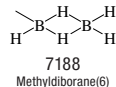
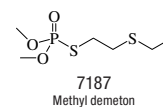
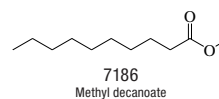
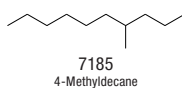
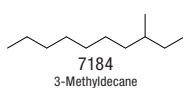
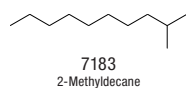
No.	Name	Synonym	Mol. Form.	CAS RN	Mol. Wt.	Physical Form	mp/°C	bp/°C	den g cm ⁻³	n _D	Solubility
7090	<i>cis</i> -2-Methyl-2-butenedioic acid	Citraconic acid	C ₅ H ₆ O ₄	498-23-7	130.100	nd (eth-lig) tcl pr (eth-bz)	83.2(0.6)		1.617 ²⁵		vs H ₂ O; sl eth, chl; i bz, CS ₂
7091	3-Methyl-2-butenenitrile		C ₅ H ₇ N	4786-24-7	81.117	liq		141			
7092	Methyl <i>cis</i> -2-butenate	Methyl isocrotonate	C ₅ H ₈ O ₂	4358-59-2	100.117			118		1.4175 ²⁰	
7093	Methyl <i>trans</i> -2-butenate	Methyl crotonate	C ₅ H ₈ O ₂	623-43-8	100.117	liq	-42	119(6)	0.9444 ²⁰	1.4242 ²⁰	i H ₂ O; vs EtOH, eth
7094	<i>cis</i> -2-Methyl-2-butenic acid	Angelic acid	C ₅ H ₈ O ₂	565-63-9	100.117	mcl pr or nd	45.5	185	0.9834 ⁴⁹	1.4434 ⁴⁷	sl H ₂ O; s EtOH; vs eth
7095	<i>trans</i> -2-Methyl-2-butenic acid	Tiglic acid	C ₅ H ₈ O ₂	80-59-1	100.117	tab (w)	63.5(0.5)	198.5	0.9641 ⁷⁶	1.4330 ⁷⁶	s H ₂ O; vs EtOH, eth
7096	3-Methyl-2-butenic acid		C ₅ H ₈ O ₂	541-47-9	100.117		69.5	197	1.0062 ²⁴		
7097	3-Methyl-2-buten-1-ol		C ₅ H ₁₀ O	556-82-1	86.132			144(6)	0.848 ²⁵	1.4412 ²⁰	
7098	3-Methyl-3-buten-1-ol		C ₅ H ₁₀ O	763-32-6	86.132			132(2)			
7099	2-Methyl-3-buten-2-ol		C ₅ H ₁₀ O	115-18-4	86.132	liq	-41(4)	99.3(0.8)	0.82 ²⁰		
7100	3-Methyl-3-buten-2-ol		C ₅ H ₁₀ O	10473-14-0	86.132			114	0.8531 ¹⁷	1.4288 ¹⁷	
7101	3-Methyl-3-buten-2-one	Isopropenyl methyl ketone	C ₅ H ₈ O	814-78-8	84.117	liq	-53.6(0.3)	97(3)	0.8527 ²⁰	1.4220 ²⁰	vs EtOH
7102	3-Methyl-2-butenoyl chloride		C ₅ H ₇ ClO	3350-78-5	118.562			146	1.065 ²⁵	1.4770 ²⁰	
7103	(3-Methyl-2-butenyl)guanidine	Galegine	C ₆ H ₁₃ N ₃	543-83-9	127.187	hyg	62.5	dec			vs H ₂ O, EtOH
7104	2-Methyl-1-buten-3-yne	Isopropenylacetylene	C ₅ H ₆	78-80-8	66.102	liq	-113	33(5)	0.6801 ¹¹	1.4140 ²⁰	s chl
7105	[(3-Methylbutoxy)methyl]-benzene		C ₁₂ H ₁₈ O	122-73-6	178.270			236	0.909 ²⁰	1.4792 ²⁰	vs eth, EtOH
7106	1-[2-(3-Methylbutoxy)-2-phenylethyl]pyrrolidine	Amixetrine	C ₁₇ H ₂₇ NO	24622-72-8	261.402			121 ²		1.4978 ²²	
7107	2-Methylbutyl acrylate		C ₈ H ₁₄ O ₂	44914-03-6	142.196			158(9)	0.8936 ²⁰	1.4240 ²⁰	vs eth, EtOH
7108	3-Methylbutyl benzoate	Isopentyl benzoate	C ₁₂ H ₁₆ O ₂	94-46-2	192.254			259(4)	0.993 ¹⁵		vs EtOH
7109	3-Methylbutyl 2-chloropropanoate		C ₈ H ₁₅ ClO ₂	62108-69-4	178.657			208	1.0050 ²⁰	1.4289 ²⁰	
7110	3-Methylbutyl 3-chloropropanoate		C ₈ H ₁₅ ClO ₂	62108-70-7	178.657			208	1.0171 ²⁰	1.4343 ²⁰	vs eth, EtOH
7111	Methyl <i>tert</i> -butyl ether	<i>tert</i> -Butyl methyl ether	C ₅ H ₁₂ O	1634-04-4	88.148	liq	-108.6(0.1)	55.1(0.1)	0.7353 ²⁵	1.3664 ²⁵	s H ₂ O; vs EtOH, eth
7112	3-Methylbutyl nitrate	Isopentyl nitrate	C ₅ H ₁₁ NO ₃	543-87-3	133.146			148	0.996 ²²	1.4122 ²¹	
7113	2-Methyl-3-buten-2-amine		C ₅ H ₉ N	2978-58-7	83.132		18	79.5	0.79 ²⁵	1.4235 ²⁰	
7114	3-Methyl-1-butyne		C ₅ H ₈	598-23-2	68.118	vol liq or gas	-89.7	28(4)	0.6660 ²⁰	1.3723 ²⁰	i H ₂ O; msc EtOH, eth
7115	2-Methyl-3-buten-2-ol	1,1-Dimethylpropargyl alcohol	C ₅ H ₈ O	115-19-5	84.117		3.0(0.3)	105.7(0.5)	0.8618 ²⁰	1.4207 ²⁰	
7116	Methyl carbamate		C ₂ H ₅ NO ₂	598-55-0	75.067	nd	55.4(0.6)	191(4)	1.1361 ⁵⁶	1.4125 ⁵⁶	vs H ₂ O; vs EtOH, eth
7117	3-Methyl-9 <i>H</i> -carbazole		C ₁₃ H ₉ N	4630-20-0	181.233	pl (HOAc)	204(3)	365			vs bz, eth
7118	9-Methyl-9 <i>H</i> -carbazole		C ₁₃ H ₉ N	1484-12-4	181.233	nd, lf (al)	89.32(0.03)	343.8(0.3)			vs eth
7119	Methyl chloroacetate		C ₃ H ₅ ClO ₂	96-34-4	108.524	liq	-32.3(0.6)	130(2)	1.236 ²⁰	1.4218 ²⁰	vs ace, bz, eth, EtOH
7120	Methyl 2-chloroacrylate		C ₄ H ₅ ClO ₂	80-63-7	120.535			52 ⁵¹	1.189 ²⁰	1.4420 ²⁰	vs eth
7121	Methyl 2-chlorobenzoate		C ₈ H ₇ ClO ₂	610-96-8	170.594			234			s EtOH
7122	Methyl 3-chlorobenzoate		C ₈ H ₇ ClO ₂	2905-65-9	170.594		21	229			
7123	Methyl 4-chlorobenzoate		C ₈ H ₇ ClO ₂	1126-46-1	170.594	nd or mcl pr	43.5		1.382 ²⁰		vs EtOH
7124	Methyl 4-chlorobutanoate		C ₈ H ₉ ClO ₂	3153-37-5	136.577			161(11)	1.1293 ²⁰	1.4321 ²⁰	i H ₂ O; vs EtOH, eth; s ace
7125	Methyl chloroformate		C ₂ H ₃ ClO ₂	79-22-1	94.497			70.5	1.2231 ²⁰	1.3868 ²⁰	msc EtOH, eth; s bz, ctc, chl
7126	Methyl 5-chloro-2-hydroxybenzoate		C ₈ H ₇ ClO ₃	4068-78-4	186.593	nd (al)	50	249 dec			vs EtOH
7127	Methyl 5-chloro-2-nitrobenzoate		C ₈ H ₆ ClNO ₄	51282-49-6	215.592	pl (MeOH)	48.5		1.453 ¹⁸		vs MeOH
7128	Methyl chlorooxoacetate		C ₃ H ₃ ClO ₃	5781-53-3	122.507			119	1.3316 ²⁰	1.4189 ²⁰	
7129	Methyl 2-chloropropanoate		C ₄ H ₇ ClO ₂	17639-93-9	122.551			132.5	1.0750 ²⁵		
7130	3-Methylchrysene		C ₁₉ H ₁₄	3351-31-3	242.314	lf (bz-peth)	171.9(0.7)				vs EtOH
7131	5-Methylchrysene		C ₁₉ H ₁₄	3697-24-3	242.314		117.5(0.5)				i H ₂ O
7132	6-Methylchrysene		C ₁₉ H ₁₄	1705-85-7	242.314		159.4(0.7)				
7133	Methyl <i>trans</i> -cinnamate	Methyl <i>trans</i> -3-phenyl-2-propenoate	C ₁₀ H ₁₀ O ₂	1754-62-7	162.185	cry (peth, dil al)	36.5	261.9	1.042 ³⁶	1.5766 ²²	i H ₂ O; vs EtOH, eth; s ace, bz; sl chl
7134	<i>trans</i> -o-Methylcinnamic acid		C ₁₀ H ₁₀ O ₂	2373-76-4	162.185	cry (EtOH)	175				
7135	<i>trans</i> -m-Methylcinnamic acid		C ₁₀ H ₁₀ O ₂	3029-79-6	162.185	cry (w)	115				
7136	<i>trans</i> -p-Methylcinnamic acid		C ₁₀ H ₁₀ O ₂	1866-39-3	162.185		198.5				
7137	Methylclothiazide		C ₉ H ₁₁ Cl ₂ N ₃ O ₄ S ₂	135-07-9	360.237	cry (EtOH aq)	225				i H ₂ O, bz, chl; sl MeOH; vs ace, py
7138	Methyl cyanate		C ₂ H ₃ NO	1768-34-9	57.051	unstab gas	-30				
7139	Methyl cyanoacetate		C ₄ H ₅ NO ₂	105-34-0	99.089	liq	-13.1(0.2)	203(4)	1.1225 ²⁵	1.4176 ²⁰	vs eth, EtOH



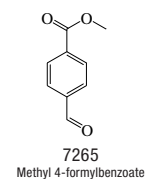
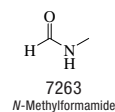
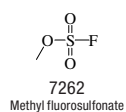
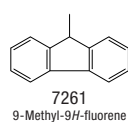
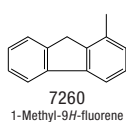
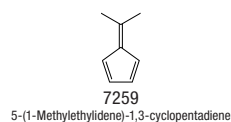
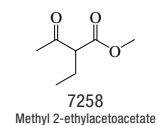
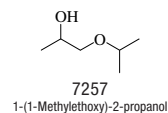
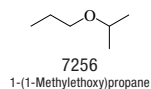
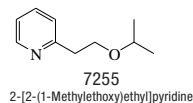
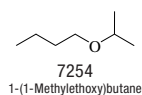
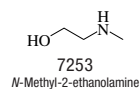
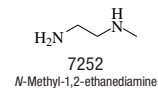
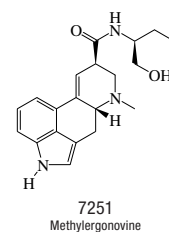
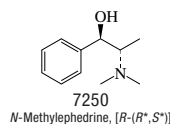
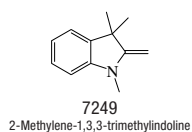
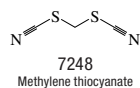
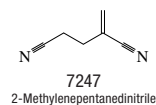
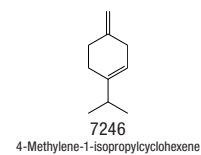
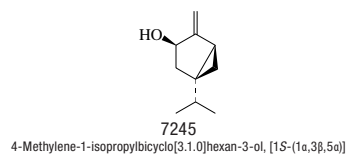
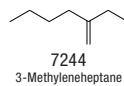
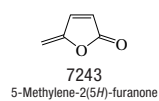
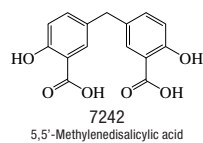
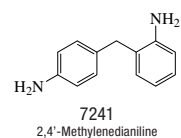
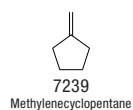
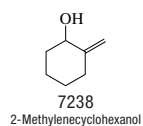
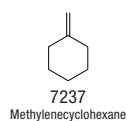
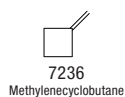
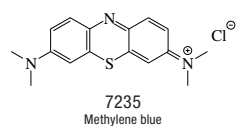
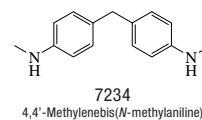
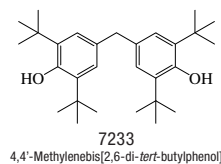
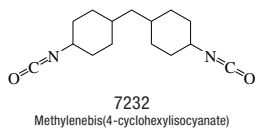
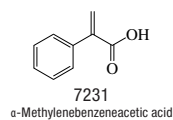
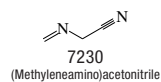
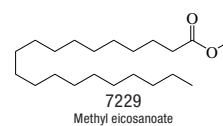
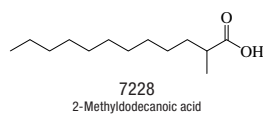
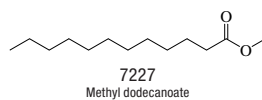
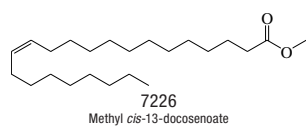
No.	Name	Synonym	Mol. Form.	CAS RN	Mol. Wt.	Physical Form	mp/°C	bp/°C	den g cm ⁻³	n _D	Solubility
7140	Methyl 2-cyanoacrylate	Mecrylate	C ₅ H ₅ NO ₂	137-05-3	111.100			47 ²	1.1012 ²⁰	1.4430	
7141	Methylcyclobutane		C ₅ H ₁₀	598-61-8	70.133	liq	-161.5	37(3)	0.6884 ²⁰	1.3866 ²⁰	i H ₂ O; msc EtOH, eth; s ace, bz, peth
7142	Methyl cyclobutanecarboxylate		C ₆ H ₁₀ O ₂	765-85-5	114.142			135.5			
7143	2-Methyl-1,3-cyclohexadiene	4,5-Dihydrotoluene	C ₇ H ₁₀	1489-57-2	94.154			110(19)	0.8260 ¹⁸	1.4662 ¹⁸	
7144	2-Methyl-2,5-cyclohexadiene-1,4-dione		C ₇ H ₆ O ₂	553-97-9	122.122	ye pl or nd	68(2)	sub	1.08 ⁷⁵		sl H ₂ O; s EtOH, eth
7145	Methylcyclohexane		C ₇ H ₁₄	108-87-2	98.186	liq	-126.6(0.4)	100.9(0.1)	0.7694 ²⁰	1.4231 ²⁰	i H ₂ O; s EtOH, eth; msc ace, bz, lig
7146	Methyl cyclohexanecarboxylate		C ₈ H ₁₄ O ₂	4630-82-4	142.196			183(5)	0.9954 ¹⁵	1.4433 ²⁰	i H ₂ O; s EtOH, eth, ace, chl
7147	α-Methylcyclohexanemethanol		C ₈ H ₁₆ O	1193-81-3	128.212			189	0.928 ²⁵	1.4656 ²⁰	vs EtOH, eth; sl ctc
7148	4-Methylcyclohexanemethanol		C ₈ H ₁₆ O	34885-03-5	128.212			75 ^{2,5}	0.9074 ²⁰	1.4617 ²⁰	
7149	1-Methylcyclohexanol		C ₇ H ₁₄ O	590-67-0	114.185		26.2(0.1)	155	0.9194 ²⁰	1.4595 ²⁰	i H ₂ O; s EtOH, bz, chl
7150	cis-2-Methylcyclohexanol		C ₇ H ₁₄ O	615-38-3	114.185		7	165	0.9360 ²⁰	1.4640 ²⁰	vs EtOH
7151	trans-2-Methylcyclohexanol, (±)-		C ₇ H ₁₄ O	615-39-4	114.185	liq	-2.0	168.4(0.2)	0.9247 ²⁰	1.4616 ²⁰	vs eth, EtOH
7152	cis-3-Methylcyclohexanol, (±)-		C ₇ H ₁₄ O	5454-79-5	114.185	liq	-5.5	168	0.9155 ²⁰	1.4752 ²⁰	vs eth, EtOH
7153	trans-3-Methylcyclohexanol, (±)-		C ₇ H ₁₄ O	7443-55-2	114.185	liq	-0.5	167	0.9214 ³⁰	1.4580 ²⁰	vs eth, EtOH
7154	cis-4-Methylcyclohexanol		C ₇ H ₁₄ O	7731-28-4	114.185	liq	-9.2	174(10)	0.9170 ²⁰	1.4614 ²⁰	vs eth, EtOH
7155	trans-4-Methylcyclohexanol		C ₇ H ₁₄ O	7731-29-5	114.185			175(3)	0.9118 ²¹	1.4561 ²⁰	sl H ₂ O; msc EtOH; s eth
7156	2-Methylcyclohexanone, (±)-	(±)-2-Methylcyclohexanone	C ₇ H ₁₂ O	24965-84-2	112.169	liq	-13.9(0.4)	164.4(0.4)	0.9250 ²⁰	1.4483 ²⁵	i H ₂ O; s EtOH, eth
7157	3-Methylcyclohexanone, (±)-	(±)-3-Methylcyclohexanone	C ₇ H ₁₂ O	625-96-7	112.169	liq	-73.9(0.5)	169.3(0.6)	0.9136 ²⁰	1.4456 ²⁰	i H ₂ O; s EtOH, eth
7158	4-Methylcyclohexanone		C ₇ H ₁₂ O	589-92-4	112.169	liq	-40.6(0.5)	170.9(0.5)	0.9138 ²⁰	1.4451 ²⁰	i H ₂ O; s EtOH, eth; sl ctc
7159	1-Methylcyclohexene		C ₇ H ₁₂	591-49-1	96.170	liq	-120.4(0.1)	110.3(0.4)	0.8102 ²⁰	1.4503 ²⁰	i H ₂ O; s eth, bz, ctc
7160	3-Methylcyclohexene, (±)-		C ₇ H ₁₂	56688-75-6	96.170	liq	-123(2)	103(3)	0.7990 ²⁰	1.4414 ²⁰	vs bz, eth, chl, peth
7161	4-Methylcyclohexene		C ₇ H ₁₂	591-47-9	96.170	liq	-119(3)	103(2)	0.7991 ²⁰	1.4414 ²⁰	i H ₂ O; s EtOH, eth
7162	Methyl 3-cyclohexene-1-carboxylate		C ₈ H ₁₂ O ₂	6493-77-2	140.180			181(21)	1.0130 ²⁰	1.4610 ²⁰	
7163	2-Methyl-2-cyclohexen-1-one		C ₇ H ₁₀ O	1121-18-2	110.153			178.5	0.966 ²⁰	1.4833 ²⁰	s bz
7164	3-Methyl-2-cyclohexen-1-one		C ₇ H ₁₀ O	1193-18-6	110.153	liq	-21	201	0.9693 ²⁰	1.49475 ²⁰	msc H ₂ O; s bz
7165	3-Methylcyclopentadecanone	Muscone	C ₁₆ H ₃₀ O	541-91-3	238.408	oilly liq		329	0.9221 ¹⁷	1.4802 ¹⁷	vs ace, eth, EtOH
7166	1-Methyl-1,3-cyclopentadiene		C ₆ H ₈	96-39-9	80.128	liq		65(7)	0.81 ²⁰	1.4512 ²⁰	
7167	Methylcyclopentane		C ₆ H ₁₂	96-37-7	84.159	liq	-142.419 (0.002)	71.8(0.2)	0.7486 ²⁰	1.4097 ²⁰	i H ₂ O; msc EtOH, eth, ace, bz, lig, ctc
7168	1-Methylcyclopentanol		C ₆ H ₁₂ O	1462-03-9	100.158	nd	35.4(0.3)	136(8)	0.9044 ²³	1.4429 ²³	
7169	cis-2-Methylcyclopentanol		C ₆ H ₁₂ O	25144-05-2	100.158			148.5	0.9379 ¹⁶	1.4504 ¹⁶	
7170	2-Methylcyclopentanone		C ₆ H ₁₀ O	1120-72-5	98.142	liq	-75(1)	140(3)	0.9139 ²⁰	1.4364 ²⁰	s H ₂ O; vs EtOH, eth, ace
7171	3-Methylcyclopentanone, (±)-		C ₆ H ₁₀ O	6195-92-2	98.142	liq	-58.4	144	0.913 ²²	1.4329 ²⁰	s H ₂ O; vs EtOH, eth, ace, HOAc
7172	1-Methylcyclopentene		C ₆ H ₁₀	693-89-0	82.143	liq	-126.6(0.2)	75(1)	0.7748 ²⁵	1.4322 ²⁰	
7173	3-Methylcyclopentene		C ₆ H ₁₀	1120-62-3	82.143			65(3)	0.7572 ²⁵	1.4216 ²⁰	
7174	4-Methylcyclopentene		C ₆ H ₁₀	1759-81-5	82.143	liq	-160.8	68(4)	0.7634 ²⁵	1.4209 ²⁰	
7175	2-Methyl-2-cyclopenten-1-one		C ₆ H ₈ O	1120-73-6	96.127			159(11)	0.9808 ¹⁶	1.4762 ¹⁵	
7176	3-Methyl-2-cyclopenten-1-one		C ₆ H ₈ O	2758-18-1	96.127			157.5	0.9712 ²⁰	1.4714 ²⁰	
7177	Methylcyclopropane		C ₄ H ₈	594-11-6	56.107	col gas	-177.2(0.1)	1(2)	0.6912 ⁻²⁰		vs eth, EtOH
7178	Methyl cyclopropanecarboxylate		C ₅ H ₈ O ₂	2868-37-3	100.117			112(3)	0.9848 ²⁰	1.4144 ¹⁹	s ace, chl
7179	α-Methylcyclopropanemethanol		C ₅ H ₁₀ O	765-42-4	86.132	liq	-32.1(0.6)	123(6)	0.8805 ²⁰	1.4316 ²⁰	
7180	Methyl L-cysteine hydrochloride		C ₄ H ₁₀ ClNO ₂ S	18598-63-5	171.646	cry (MeOH)	140.5				
7181	Methyl trans-2,cis-4-decadienoate		C ₁₁ H ₁₈ O ₂	4493-42-9	182.260			71 ^{0,15}	0.9128 ²²	1.4874 ²²	
7182	Methyl trans-2,trans-4-decadienoate		C ₁₁ H ₁₈ O ₂	7328-33-8	182.260			87 ¹³	0.9082 ²²	1.4918 ²²	

 7140 Methyl 2-cyanoacrylate	 7141 Methylcyclobutane	 7142 Methyl cyclobutanecarboxylate	 7143 2-Methyl-1,3-cyclohexadiene	 7144 2-Methyl-2,5-cyclohexadiene-1,4-dione	 7145 Methylcyclohexane
 7146 Methyl cyclohexanecarboxylate	 7147 α-Methylcyclohexanemethanol	 7148 4-Methylcyclohexanemethanol	 7149 1-Methylcyclohexanol	 7150 cis-2-Methylcyclohexanol	 7151 trans-2-Methylcyclohexanol, (±)-
 7152 cis-3-Methylcyclohexanol, (±)-	 7153 trans-3-Methylcyclohexanol, (±)-	 7154 cis-4-Methylcyclohexanol	 7155 trans-4-Methylcyclohexanol	 7156 2-Methylcyclohexanone, (±)-	 7157 3-Methylcyclohexanone, (±)-
 7158 4-Methylcyclohexanone	 7159 1-Methylcyclohexene	 7160 3-Methylcyclohexene, (±)-	 7161 4-Methylcyclohexene	 7162 Methyl 3-cyclohexene-1-carboxylate	 7163 2-Methyl-2-cyclohexen-1-one
 7164 3-Methyl-2-cyclohexen-1-one	 7165 3-Methylcyclopentadecanone	 7166 1-Methyl-1,3-cyclopentadiene	 7167 Methylcyclopentane	 7168 1-Methylcyclopentanol	 7169 cis-2-Methylcyclopentanol
 7170 2-Methylcyclopentanone	 7171 3-Methylcyclopentanone, (±)-	 7172 1-Methylcyclopentene	 7173 3-Methylcyclopentene	 7174 4-Methylcyclopentene	 7175 2-Methyl-2-cyclopenten-1-one
 7176 3-Methyl-2-cyclopenten-1-one	 7177 Methylcyclopropane	 7178 Methyl cyclopropanecarboxylate	 7179 α-Methylcyclopropanemethanol	 7180 Methyl L-cysteine hydrochloride	 7181 Methyl trans-2,cis-4-decadienoate
 7182 Methyl trans-2,trans-4-decadienoate					



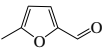


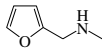
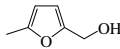




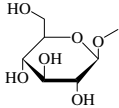
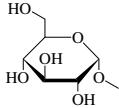
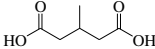
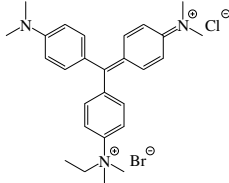
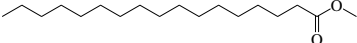
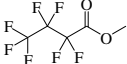

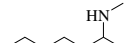

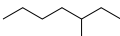
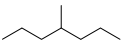
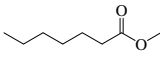
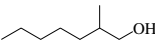
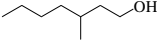
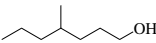
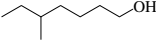
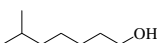
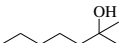
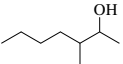
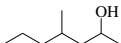
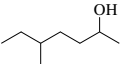
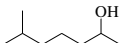
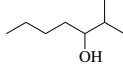
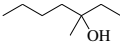
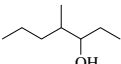
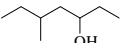
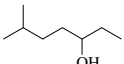
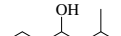
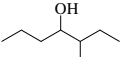
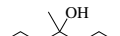
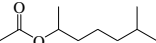
No.	Name	Synonym	Mol. Form.	CAS RN	Mol. Wt.	Physical Form	mp/°C	bp/°C	den g cm ⁻³	n _D	Solubility
7183	2-Methyldecane		C ₁₁ H ₂₄	6975-98-0	156.309	liq	-48.83(0.03)	189.2(0.6)	0.7368 ²⁰	1.4154 ²⁰	
7184	3-Methyldecane		C ₁₁ H ₂₄	13151-34-3	156.309	liq	-79.5(0.5)	192(1)	0.7422 ²⁰	1.4177 ²⁰	
7185	4-Methyldecane		C ₁₁ H ₂₄	2847-72-5	156.309	liq	-92.8(0.5)	188(1)		1.4352 ²⁰	
7186	Methyl decanoate		C ₁₁ H ₂₂ O ₂	110-42-9	186.292	liq	-12.8(0.2)	233(1)	0.8730 ²⁰	1.4259 ²⁰	i H ₂ O; vs EtOH, eth; sl ctc; msc chl
7187	Methyl demeton		C ₆ H ₁₅ O ₃ PS ₂	8022-00-2	230.285	ye liq			1.20 ²⁰	1.5063 ²⁰	i H ₂ O; s os
7188	Methyldiborane(6)		CH ₆ B ₂	23777-55-1	41.697	unstab gas					s eth
7189	Methyl 2,3-dibromopropanoate		C ₄ H ₆ Br ₂ O ₂	1729-67-5	245.898			206	1.9333 ²⁰	1.5127 ²⁰	s EtOH
7190	Methyl dichloroacetate		C ₃ H ₄ Cl ₂ O ₂	116-54-1	142.969	liq	-51.9(0.2)	127(9)	1.3774 ²⁰	1.4429 ²⁰	i H ₂ O; s EtOH, ctc
7191	Methyl 2,5-dichlorobenzoate		C ₈ H ₆ Cl ₂ O ₂	2905-69-3	205.039	cry	38				
7192	Methyl (2,4-dichlorophenoxy)-acetate	2,4-D methyl ester	C ₉ H ₆ Cl ₂ O ₃	1928-38-7	235.064		119	141 ¹⁸			
7193	Methyl (3,4-dichlorophenyl)-carbamate	Sweep	C ₈ H ₇ Cl ₂ NO ₂	1918-18-9	220.054	nd	109.6(0.5)				
7194	Methyl 2,3-dichloropropanoate		C ₄ H ₆ Cl ₂ O ₂	3674-09-7	156.996			92 ⁵⁰	1.3282 ²⁰		vs ace, eth, EtOH
7195	Methyldifluoroarsine		CH ₃ AsF ₂	420-24-6	127.954	liq, fumes in air	-29.7	76.5	1.924 ¹⁸		
7196	Methyldifluorophosphine	(Difluoro)methylphosphine	CH ₃ F ₂ P	753-59-3	84.006	gas	-110	-28			
7197	Methyl 2,4-dihydroxybenzoate		C ₈ H ₆ O ₄	2150-47-2	168.148		116.5				sl EtOH, ace
7198	Methyl 3,5-dihydroxybenzoate		C ₈ H ₆ O ₄	2150-44-9	168.148		165				
7199	Methyl 3,4-dimethoxybenzoate		C ₁₀ H ₁₂ O ₄	2150-38-1	196.200	nd (dil al)	60.8	283			vs bz, eth, EtOH
7200	Methyldimethoxysilane		C ₃ H ₁₀ O ₂ Si	16881-77-9	106.196			61			
7201	3-Methyl-4'-(dimethylamino)-azobenzene		C ₁₅ H ₁₇ N ₃	55-80-1	239.316	oran cry	122				
7202	2-Methyl- <i>N,N</i> -dimethylaniline	<i>N,N</i> -Dimethyl- <i>o</i> -toluidine	C ₉ H ₁₃ N	609-72-3	135.206	liq	-61(1)	185(2)	0.9286 ²⁰	1.5152 ²⁰	vs eth, EtOH
7203	3-Methyl- <i>N,N</i> -dimethylaniline	<i>N,N</i> -Dimethyl- <i>m</i> -toluidine	C ₉ H ₁₃ N	121-72-2	135.206			194(16)	0.9410 ²⁰	1.5492 ²⁰	msc EtOH, eth
7204	4-Methyl- <i>N,N</i> -dimethylaniline	<i>N,N</i> -Dimethyl- <i>p</i> -toluidine	C ₉ H ₁₃ N	99-97-8	135.206			211(4)	0.9366 ²⁰	1.5366 ²⁰	i H ₂ O; msc EtOH, eth; s ctc
7205	Methyl 2,2-dimethylpropanoate	Methyl 2,2-dimethylpropionate	C ₆ H ₁₂ O ₂	598-98-1	116.158			102(1)	0.891 ⁰	1.3905 ²⁰	vs eth, EtOH
7206	Methyl dimethylthioborane	Dimethyl(methylthio)borane	C ₃ H ₆ BS	19163-05-4	87.979	liq	-84	71			vs ace, eth
7207	2-Methyl-3,5-dinitrobenzamide	Dinitolmide	C ₈ H ₇ N ₃ O ₅	148-01-6	225.159	cry	181				
7208	1-Methyl-2,3-dinitrobenzene	2,3-Dinitrotoluene	C ₇ H ₆ N ₂ O ₄	602-01-7	182.134		56.6(0.2)				i H ₂ O; s EtOH, eth; sl chl
7209	1-Methyl-2,4-dinitrobenzene	2,4-Dinitrotoluene	C ₇ H ₆ N ₂ O ₄	121-14-2	182.134	ye nd or mcl pr (CS ₂)	69.6(0.9)	300 dec	1.3208 ⁷¹	1.442	i H ₂ O; s EtOH, eth, chl, bz; vs ace, py
7210	1-Methyl-3,5-dinitrobenzene	3,5-Dinitrotoluene	C ₇ H ₆ N ₂ O ₄	618-85-9	182.134	ye orth nd (HOAc)	82.7(0.9)	325(5)	1.2772 ¹¹¹		sl H ₂ O; s EtOH, eth, bz, chl, CS ₂
7211	2-Methyl-1,3-dinitrobenzene	2,6-Dinitrotoluene	C ₇ H ₆ N ₂ O ₄	606-20-2	182.134	orth nd (al)	63.8(0.9)	285	1.2833 ¹¹¹	1.479	s EtOH, chl
7212	2-Methyl-1,4-dinitrobenzene	2,5-Dinitrotoluene	C ₇ H ₆ N ₂ O ₄	619-15-8	182.134	nd (al)	52.5		1.282 ¹¹¹		s EtOH, bz; vs CS ₂
7213	4-Methyl-1,2-dinitrobenzene	3,4-Dinitrotoluene	C ₇ H ₆ N ₂ O ₄	610-39-9	182.134	ye nd (CS ₂)	58.3(0.9)		1.2594 ¹¹¹		i H ₂ O; s EtOH, CS ₂ ; sl chl
7214	2-Methyl-4,6-dinitrophenol	4,6-Dinitro- <i>o</i> -cresol	C ₇ H ₆ N ₂ O ₅	534-52-1	198.133	ye pr or nd (al)	86(1)				sl H ₂ O, peth; s EtOH, eth, ace, chl
7215	4-Methyl-2,6-dinitrophenol	2,6-Dinitro- <i>p</i> -cresol	C ₇ H ₆ N ₂ O ₅	609-93-8	198.133	ye nd (eth, peth)	85				i H ₂ O; s EtOH, eth, bz
7216	Methyldioctylamine	<i>N</i> -Methyl- <i>N</i> -octyl-1-octanamine	C ₁₇ H ₃₇ N	4455-26-9	255.483		-30.1	158 ¹⁰		1.4424 ²⁰	
7217	4-Methyl-1,3-dioxane		C ₈ H ₁₆ O ₂	1120-97-4	102.132	liq	-44.5	115(3)	0.9758 ²⁰	1.4159 ²⁰	sl H ₂ O; vs os
7218	2-Methyl-1,3-dioxolane		C ₄ H ₈ O ₂	497-26-7	88.106			81(3)	0.9811 ²⁰	1.4035 ¹⁷	vs H ₂ O; msc EtOH, eth
7219	4-Methyl-1,3-dioxolane		C ₄ H ₈ O ₂	1072-47-5	88.106	liq		84(19)	0.99 ²⁰	1.3980 ²⁰	
7220	Methyldiphenylamine	<i>N</i> -Methyl- <i>N</i> -phenylbenzenamine	C ₁₃ H ₁₃ N	552-82-9	183.249	liq	-7.6(0.3)	294(6)	1.0476 ²⁰	1.6193 ²⁰	i H ₂ O; sl EtOH, MeOH; s ctc
7221	4-Methyl-2,4-diphenyl-1-pentene		C ₁₈ H ₂₀	6362-80-7	236.352	liq		172 ⁸	0.99 ²⁵		
7222	Methyldiphenylsilane		C ₁₃ H ₁₄ Si	776-76-1	198.336			93.5 ¹	0.996 ²⁰	1.5694 ²⁰	s ctc
7223	Methyldiphenylsilanol		C ₁₃ H ₁₄ OSi	778-25-6	214.335		167	184 ²⁴	1.0840 ²⁵		s ctc, CS ₂
7224	2-Methyl-1,2-di-3-pyridinyl-1-propanone	Metrapone	C ₁₄ H ₁₄ N ₂ O	54-36-4	226.273		50.5				
7225	Methyl docosanoate	Methyl behenate	C ₂₃ H ₄₆ O ₂	929-77-1	354.610	nd (ace)	53.3(0.4)	402(16)		1.4339 ⁸⁰	vs eth, EtOH



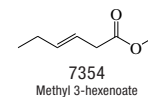
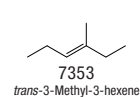
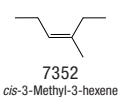
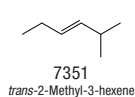
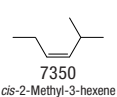
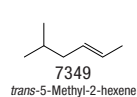
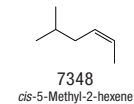
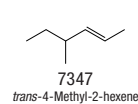
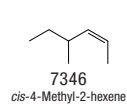
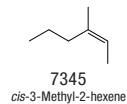
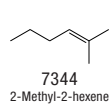
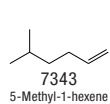
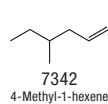
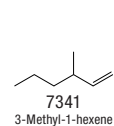
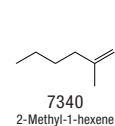
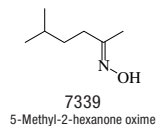
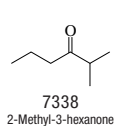
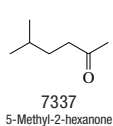
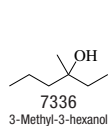
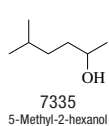
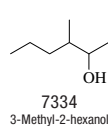
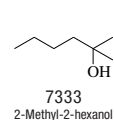
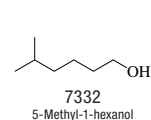
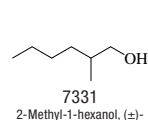
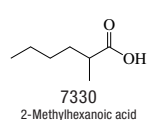
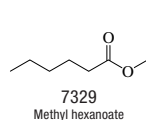
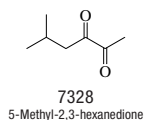
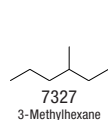
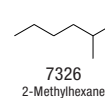
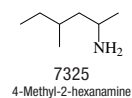
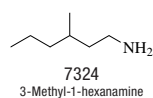
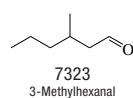
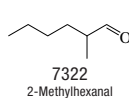
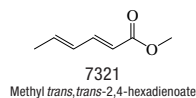
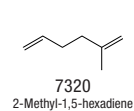
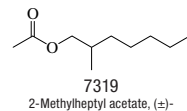
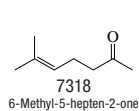
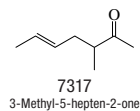
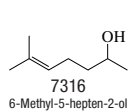
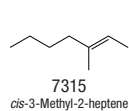
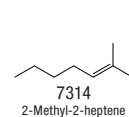
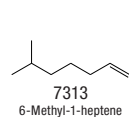
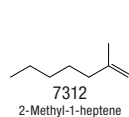
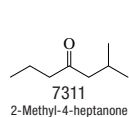
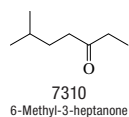
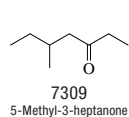
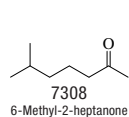
No.	Name	Synonym	Mol. Form.	CAS RN	Mol. Wt.	Physical Form	mp/°C	bp/°C	den g cm ⁻³	n _D	Solubility
7226	Methyl <i>cis</i> -13-docosenoate		C ₂₃ H ₄₄ O ₂	1120-34-9	352.594		-1.1(0.5)	400(9)			
7227	Methyl dodecanoate	Methyl laurate	C ₁₃ H ₂₆ O ₂	111-82-0	214.344		5.1(0.2)	268(2)	0.8702 ²⁰	1.4319 ²⁰	i H ₂ O; msc EtOH, eth, ace, bz; s chl, ctc
7228	2-Methyldodecanoic acid		C ₁₃ H ₂₆ O ₂	2874-74-0	214.344	pl	22	153 ¹	0.890 ¹⁸		
7229	Methyl eicosanoate	Methyl arachidate	C ₂₁ H ₄₂ O ₂	1120-28-1	326.557	lf (MeOH)	46.4(0.3)	371(15)		1.4317 ²⁰	vs bz, eth, EtOH, chl
7230	(Methyleneamino)acetoneitrile		C ₃ H ₄ N ₂	109-82-0	68.077		129				
7231	α-Methylenebenzeneacetic acid	Atropic acid	C ₉ H ₈ O ₂	492-38-6	148.159	lf (al), nd (w)	106.5	267 dec			sl H ₂ O; s EtOH, eth, bz, chl, CS ₂
7232	Methylenebis(4-cyclohexylisocyanate)		C ₁₅ H ₂₂ N ₂ O ₂	5124-30-1	262.348	liq			1.066	1.4970 ²⁰	
7233	4,4'-Methylenebis[2,6-di- <i>tert</i> -butylphenol]	Bis(3,5-di- <i>tert</i> -butyl-4-hydroxyphenyl)methane	C ₂₉ H ₄₄ O ₂	118-82-1	424.658		154	289 ⁴⁰			
7234	4,4'-Methylenebis(<i>N</i> -methyl-aniline)	<i>N,N'</i> -Dimethyl-4,4'-diaminodiphenylmethane	C ₁₅ H ₁₈ N ₂	1807-55-2	226.317						s ctc, CS ₂
7235	Methylene blue		C ₁₆ H ₁₈ ClN ₃ S	61-73-4	319.852	dk grn cry or pow (chl-eth)					s H ₂ O, EtOH, chl; i eth; sl py
7236	Methylenecyclobutane		C ₄ H ₆	1120-56-5	68.118	liq	-134.52(0.07)	42(1)	0.7401 ²⁰	1.4210 ²⁰	
7237	Methylenecyclohexane		C ₇ H ₁₂	1192-37-6	96.170	liq	-104.7(0.1)	103(3)	0.8074 ²⁰	1.4523 ²⁰	i H ₂ O; s eth, bz, chl
7238	2-Methylenecyclohexanol		C ₇ H ₁₂ O	4065-80-9	112.169			83 ¹³	0.955 ²⁰	1.4843 ²⁰	
7239	Methylenecyclopentane		C ₆ H ₁₀	1528-30-9	82.143			75(3)	0.7787 ²⁰	1.4355 ²⁰	s bz, chl
7240	Methylenecyclopropene		C ₄ H ₄	4095-06-1	52.075	solid stab at -196					
7241	2,4'-Methylenedianiline	2,4'-Diaminodiphenylmethane	C ₁₃ H ₁₄ N ₂	1208-52-2	198.263	lf (bz)	88(1)	222 ⁹			
7242	5,5'-Methylenedisalicylic acid		C ₁₅ H ₁₂ O ₆	122-25-8	288.252	nd (bz)	243.5				vs ace, eth, EtOH
7243	5-Methylene-2(5 <i>H</i>)-furanone	Protoanemonin	C ₅ H ₆ O ₂	108-28-1	96.085	pa ye oil		73 ¹¹			sl H ₂ O; s chl
7244	3-Methyleneheptane		C ₈ H ₁₆	1632-16-2	112.213			120(3)	0.7270 ²⁰	1.4157 ²⁰	i H ₂ O; vs eth, bz, peth
7245	4-Methylene-1-isopropylbicyclo[3.1.0]hexan-3-ol, [1 <i>S</i> -(1 <i>α</i> ,3 <i>β</i> ,5 <i>α</i>)]	4(10)-Thujene-3-ol	C ₁₀ H ₁₆ O	471-16-9	152.233			208	0.9488 ¹⁹	1.4871 ²⁵	s eth
7246	4-Methylene-1-isopropylcyclohexene		C ₁₀ H ₁₆	99-84-3	136.234			173.5	0.838 ²²	1.4754 ²²	
7247	2-Methylenepentanedinitrile	2,4-Dicyano-1-butene	C ₆ H ₆ N ₂	1572-52-7	106.125			103 ⁵		1.4561 ²⁰	s chl
7248	Methylene thiocyanate	Dithiocyanatomethane	C ₃ H ₂ N ₂ S ₂	6317-18-6	130.191	solid	102				
7249	2-Methylene-1,3,3-trimethylindoline	Fischer's base	C ₁₂ H ₁₃ N	118-12-7	173.254			244			sl H ₂ O; s EtOH, eth, bz, chl
7250	<i>N</i> -Methylephedrine, [<i>R</i> -(<i>R</i> *, <i>S</i> *)] (1 <i>R</i> ,2 <i>S</i>)- <i>N</i> -Methylephedrine		C ₁₁ H ₁₇ NO	552-79-4	179.259	nd or pl (al, eth)	87.5				i H ₂ O; s EtOH, eth, MeOH
7251	Methylergonovine	Methylergometrine	C ₂₀ H ₂₅ N ₃ O ₂	113-42-8	339.432	pr (MeOH, ace)	172				i H ₂ O; s EtOH, ace
7252	<i>N</i> -Methyl-1,2-ethanediamine		C ₃ H ₁₀ N ₂	109-81-9	74.124			115.5(0.6)	0.841 ²⁵	1.4395 ²⁰	
7253	<i>N</i> -Methyl-2-ethanolamine		C ₃ H ₉ NO	109-83-1	75.109			159.24(0.04)	0.937 ²⁰	1.4385 ²⁰	msc H ₂ O, EtOH, eth
7254	1-(1-Methylethoxy)butane	Butyl isopropyl ether	C ₇ H ₁₆ O	1860-27-1	116.201			107(9)	0.7594 ¹⁵	1.3870 ¹⁵	i H ₂ O; s EtOH, eth, ace, con sulf
7255	2-[2-(1-Methylethoxy)ethyl]-pyridine		C ₁₀ H ₁₃ NO	70715-19-4	165.232			133 ⁵⁰	0.9502 ²⁵	1.4820 ²⁵	vs H ₂ O
7256	1-(1-Methylethoxy)propane		C ₆ H ₁₄ O	627-08-7	102.174			82(8)	0.7370 ²⁰	1.376 ²¹	sl H ₂ O; vs EtOH; s eth, ace
7257	1-(1-Methylethoxy)-2-propanol	1-Isopropoxy-2-propanol	C ₆ H ₁₄ O ₂	3944-36-3	118.174			137.5	0.879 ²⁰	1.4070 ²⁰	
7258	Methyl 2-ethylacetoacetate		C ₇ H ₁₂ O ₃	51756-08-2	144.168			182	0.995 ¹⁴		vs ace, eth, EtOH
7259	5-(1-Methylethylidene)-1,3-cyclopentadiene		C ₈ H ₁₀	2175-91-9	106.165		1(2)	155	0.881 ²⁰	1.5474 ²⁰	
7260	1-Methyl-9 <i>H</i> -fluorene		C ₁₄ H ₁₂	1730-37-6	180.245		87				
7261	9-Methyl-9 <i>H</i> -fluorene		C ₁₄ H ₁₂	2523-37-7	180.245	pr	45(1)	155 ¹⁵	1.0263 ⁶⁶	1.610 ⁶⁶	i H ₂ O; s EtOH, eth, ace, bz, chl
7262	Methyl fluorosulfonate		CH ₃ FO ₃ S	421-20-5	114.096	col liq	-95	93	1.412	1.3326 ²⁰	
7263	<i>N</i> -Methylformamide		C ₂ H ₅ NO	123-39-7	59.067	liq	-2.5(0.7)	186(5)	1.011 ¹⁹	1.4319 ²⁰	vs H ₂ O, ace, EtOH
7264	Methyl formate		C ₂ H ₄ O ₂	107-31-3	60.052	liq	-99.7(0.4)	31.6(0.3)	0.9713 ²⁰	1.3419 ²⁰	vs H ₂ O; msc EtOH; s eth, chl, MeOH
7265	Methyl 4-formylbenzoate		C ₉ H ₈ O ₃	1571-08-0	164.158	nd (w)	63	265			




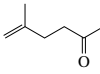




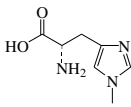
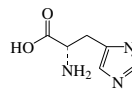

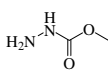
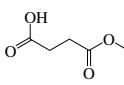

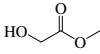
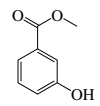
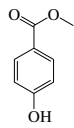
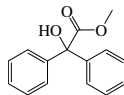

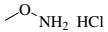
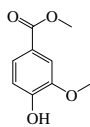

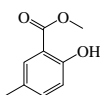
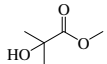
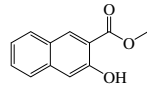
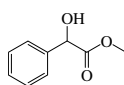



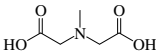






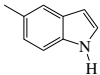



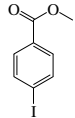
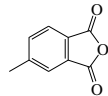
No.	Name	Synonym	Mol. Form.	CAS RN	Mol. Wt.	Physical Form	mp/°C	bp/°C	den g cm ⁻³	n _D	Solubility
7266	2-Methylfuran		C ₅ H ₆ O	534-22-5	82.101	liq	-91.2(0.9)	63.9(0.2)	0.9132 ²⁰	1.4342 ²⁰	sl H ₂ O, ctc; s EtOH, eth
7267	3-Methylfuran		C ₅ H ₆ O	930-27-8	82.101			66(5)	0.923 ¹⁸	1.4330 ¹⁹	i H ₂ O; s EtOH, eth
7268	5-Methyl-2-furancarboxaldehyde		C ₆ H ₆ O ₂	620-02-0	110.111			186(1)	1.1072 ¹⁸	1.5264 ²⁰	s H ₂ O; vs EtOH; msc eth; sl ctc
7269	Methyl 2-furancarboxylate	Methyl 2-furanoate	C ₆ H ₆ O ₃	611-13-2	126.110			181.3	1.1786 ²¹	1.4860 ²⁰	i H ₂ O; s EtOH, eth, bz, chl
7270	3-Methyl-2,5-furandione		C ₅ H ₄ O ₃	616-02-4	112.084		6(2)	213.5	1.2469 ¹⁶	1.4710 ²¹	vs ace, eth, EtOH
7271	N-Methyl-2-furanmethanamine		C ₆ H ₉ NO	4753-75-7	111.141			149	0.989 ²⁵	1.4729 ²⁰	
7272	5-Methyl-2-furanmethanol		C ₆ H ₈ O ₂	3857-25-8	112.127			195 dec	1.0769 ²⁰	1.4853 ²⁰	vs eth, EtOH
7273	α-Methyl-2-furanmethanol		C ₆ H ₈ O ₂	4208-64-4	112.127			162.5	1.0739 ²⁵	1.4827 ¹⁵	
7274	5-Methyl-2(3H)-furanone		C ₅ H ₆ O ₂	591-12-8	98.101	nd	18	56 ¹²	1.084 ²⁰	1.4476 ²⁰	s H ₂ O, EtOH, eth, CS ₂ ; sl ctc
7275	5-Methyl-2(5H)-furanone		C ₅ H ₆ O ₂	591-11-7	98.101		<-17	209	1.0810 ²⁰	1.4454 ²⁰	msc H ₂ O; s EtOH, eth
7276	Methylgermane		CH ₃ Ge	1449-65-6	90.70	col gas	-158	-23			
7277	Methyl β-D-glucopyranoside		C ₇ H ₁₄ O ₆	709-50-2	194.182		109				s H ₂ O
7278	Methyl α-D-glucopyranoside	α-Methylglucoside	C ₇ H ₁₄ O ₆	97-30-3	194.182	orth nd (al)	163.8(0.4)	200 ^{9,2}	1.46 ³⁰		vs H ₂ O
7279	3-Methylglutaric acid	3-Methylpentanedioic acid	C ₆ H ₁₀ O ₄	626-51-7	146.141		87	166 ^{9,5}			s H ₂ O, EtOH, eth; sl bz, chl; i lig
7280	Methyl Green		C ₂₇ H ₃₅ BrClN ₃	14855-76-6	516.944	grn pow (al)					vs H ₂ O
7281	Methyl heptadecanoate		C ₁₈ H ₃₆ O ₂	1731-92-6	284.478	pl (al)	29.9(0.3)	185 ⁹			i H ₂ O; s EtOH, ace, ctc; vs eth, bz
7282	Methyl heptafluorobutanoate		C ₅ H ₃ F ₇ O ₂	356-24-1	228.066	liq	-81.7(0.3)	80	1.483 ²⁰	1.295 ²⁰	sl H ₂ O; s eth, ace
7283	6-Methyl-2-heptanamine, (±)-	Octodrine	C ₈ H ₁₉ N	5984-58-7	129.244	visc liq		156(12)	0.767 ²⁵	1.4209 ²⁰	
7284	N-Methyl-2-heptanamine		C ₈ H ₁₉ N	540-43-2	129.244			155			
7285	2-Methylheptane		C ₈ H ₁₈	592-27-8	114.229	liq	-109(4)	117.6(0.9)	0.6980 ²⁰	1.3949 ²⁰	i H ₂ O; msc EtOH, ace, bz; s eth, ctc
7286	3-Methylheptane		C ₈ H ₁₈	589-81-1	114.229	col liq	-120.48(0.09)	118.9(0.6)	0.7017 ²⁵	1.3961 ²⁵	i H ₂ O; s EtOH, eth; msc ace, bz, chl
7287	4-Methylheptane		C ₈ H ₁₈	589-53-7	114.229	liq	-121.0(0.1)	117.7(0.5)	0.7046 ²⁰	1.3979 ²⁰	i H ₂ O; s eth; msc EtOH, ace, bz
7288	Methyl heptanoate		C ₈ H ₁₆ O ₂	106-73-0	144.212	liq	-55.7(0.3)	169.7(0.4)	0.8815 ²⁰	1.4152 ²⁰	sl H ₂ O, ctc, ace; s EtOH, eth
7289	2-Methyl-1-heptanol, (±)-		C ₈ H ₁₈ O	111675-77-5	130.228	col liq	-112	175(2)	0.8022 ²⁰	1.424 ²⁰	
7290	3-Methyl-1-heptanol		C ₈ H ₁₈ O	1070-32-2	130.228	liq	-90	186(2)	0.824 ²⁴	1.4295 ²⁵	
7291	4-Methyl-1-heptanol		C ₈ H ₁₈ O	817-91-4	130.228			184(4)	0.8065 ²⁵	1.4253 ²⁵	vs EtOH
7292	5-Methyl-1-heptanol, (±)-		C ₈ H ₁₈ O	111767-95-4	130.228	col liq	-104	186(2)	0.8153 ²⁵	1.4272 ²⁵	
7293	6-Methyl-1-heptanol	Isooctyl alcohol	C ₈ H ₁₈ O	1653-40-3	130.228	liq	-106	191(2)	0.8176 ²⁵	1.4251 ²⁵	i H ₂ O; s EtOH, eth
7294	2-Methyl-2-heptanol		C ₈ H ₁₈ O	625-25-2	130.228	liq	-50.4	173(5)	0.8142 ²⁰	1.4250 ²⁰	i H ₂ O; s EtOH, eth
7295	3-Methyl-2-heptanol		C ₈ H ₁₈ O	31367-46-1	130.228			166(1)	0.8177 ²⁵	1.4199 ²⁵	i H ₂ O; s EtOH, eth, ctc
7296	4-Methyl-2-heptanol		C ₈ H ₁₈ O	56298-90-9	130.228	col liq	-102	171(1)	0.8027 ²⁰	1.424 ²⁰	
7297	5-Methyl-2-heptanol		C ₈ H ₁₈ O	54630-50-1	130.228	liq	-61	172(1)	0.8174 ²¹		
7298	6-Methyl-2-heptanol		C ₈ H ₁₈ O	4730-22-7	130.228	liq	-105	173(2)	0.8218 ²⁰	1.4238 ¹⁰	
7299	2-Methyl-3-heptanol, (±)-		C ₈ H ₁₈ O	100296-26-2	130.228	liq	-85	171(3)	0.8235 ²⁰	1.4265 ²⁰	sl H ₂ O; s EtOH, eth, ctc
7300	3-Methyl-3-heptanol	2-Ethyl-2-hexanol	C ₈ H ₁₈ O	5582-82-1	130.228	liq	-83	166(3)	0.8282 ²⁰	1.4279 ²⁰	i H ₂ O; s EtOH, eth, ctc
7301	4-Methyl-3-heptanol		C ₈ H ₁₈ O	14979-39-6	130.228	liq	-123	157(2)	0.827 ²⁵	1.4300 ²⁰	
7302	5-Methyl-3-heptanol		C ₈ H ₁₈ O	18720-65-5	130.228	liq	-91.2	154(2)	0.8425 ²⁵	1.433 ²⁴	
7303	6-Methyl-3-heptanol, (±)-		C ₈ H ₁₈ O	100295-85-0	130.228	col liq	-61	159(3)	0.8220 ²⁰	1.4254 ²⁰	
7304	2-Methyl-4-heptanol		C ₈ H ₁₈ O	21570-35-4	130.228	liq	-81	167(3)	0.8207 ²⁰	1.4203	vs eth, EtOH
7305	3-Methyl-4-heptanol		C ₈ H ₁₈ O	1838-73-9	130.228	liq		165(2)	0.8329 ²⁵	1.4211 ²⁵	sl H ₂ O; s EtOH, eth, ctc
7306	4-Methyl-4-heptanol		C ₈ H ₁₈ O	598-01-6	130.228	liq	-82	166(3)	0.8248 ²⁰	1.4258 ²⁰	i H ₂ O; s EtOH, eth, ctc
7307	6-Methyl-2-heptanol acetate		C ₁₀ H ₂₀ O ₂	67952-57-2	172.265			187	0.8474 ²⁰	1.413 ²⁰	vs EtOH

 7266 2-Methylfuran	 7267 3-Methylfuran	 7268 5-Methyl-2-furancarboxaldehyde	 7269 Methyl 2-furancarboxylate	 7270 3-Methyl-2,5-furandione	 7271 <i>N</i> -Methyl-2-furanmethanamine	 7272 5-Methyl-2-furanmethanol	 7273 α-Methyl-2-furanmethanol
 7274 5-Methyl-2(3 <i>H</i>)-furanone	 7275 5-Methyl-2(5 <i>H</i>)-furanone	 7276 Methylgermane	 7277 Methyl β- <i>D</i> -glucopyranoside	 7278 Methyl α- <i>D</i> -glucopyranoside	 7279 3-Methylglutaric acid	 7280 Methyl Green	
 7281 Methyl heptadecanoate	 7282 Methyl heptafluorobutanoate	 7283 6-Methyl-2-heptanamine, (±)-	 7284 <i>N</i> -Methyl-2-heptanamine	 7285 2-Methylheptane	 7286 3-Methylheptane		
 7287 4-Methylheptane	 7288 Methyl heptanoate	 7289 2-Methyl-1-heptanol, (±)-	 7290 3-Methyl-1-heptanol	 7291 4-Methyl-1-heptanol	 7292 5-Methyl-1-heptanol, (±)-		
 7293 6-Methyl-1-heptanol	 7294 2-Methyl-2-heptanol	 7295 3-Methyl-2-heptanol	 7296 4-Methyl-2-heptanol	 7297 5-Methyl-2-heptanol	 7298 6-Methyl-2-heptanol	 7299 2-Methyl-3-heptanol, (±)-	 7300 3-Methyl-3-heptanol
 7301 4-Methyl-3-heptanol	 7302 5-Methyl-3-heptanol	 7303 6-Methyl-3-heptanol, (±)-	 7304 2-Methyl-4-heptanol	 7305 3-Methyl-4-heptanol	 7306 4-Methyl-4-heptanol	 7307 6-Methyl-2-heptanol acetate	



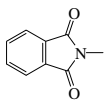

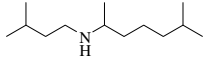
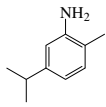
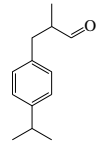
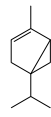
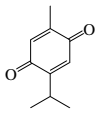
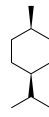
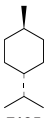
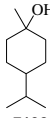
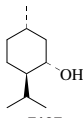
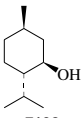
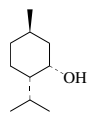
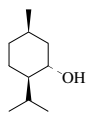
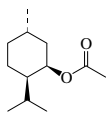
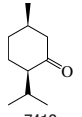
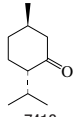
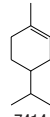
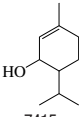
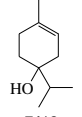
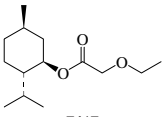
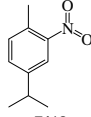

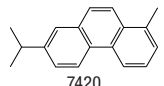
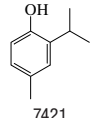
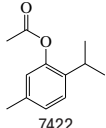

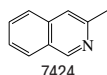





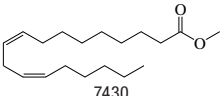
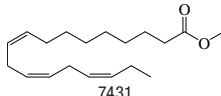
No.	Name	Synonym	Mol. Form.	CAS RN	Mol. Wt.	Physical Form	mp/°C	bp/°C	den g cm ⁻³	n _D	Solubility
7308	6-Methyl-2-heptanone		C ₈ H ₁₆ O	928-68-7	128.212			166(6)	0.8151 ²⁰	1.4162 ²⁰	sl H ₂ O; vs EtOH, eth; msc ace, bz, chl
7309	5-Methyl-3-heptanone	Ethyl 2-methylbutyl ketone	C ₈ H ₁₆ O	541-85-5	128.212	liq		159(4)			
7310	6-Methyl-3-heptanone		C ₈ H ₁₆ O	624-42-0	128.212			167(10)	0.8304 ²⁰	1.4209 ²⁰	i H ₂ O; s EtOH, eth, bz, ctc
7311	2-Methyl-4-heptanone	Isobutyl propyl ketone	C ₈ H ₁₆ O	626-33-5	128.212			155(4)	0.813 ²²		i H ₂ O; s EtOH, eth
7312	2-Methyl-1-heptene		C ₈ H ₁₆	15870-10-7	112.213	liq	-90.1(0.2)	119(2)	0.7104 ²⁵	1.4123 ²⁰	
7313	6-Methyl-1-heptene		C ₈ H ₁₆	5026-76-6	112.213			113(1)	0.7079 ²⁵	1.4070 ²⁰	
7314	2-Methyl-2-heptene		C ₈ H ₁₆	627-97-4	112.213			122(2)	0.7200 ²⁵	1.4170 ²⁰	i H ₂ O; s eth, bz, ctc, chl
7315	cis-3-Methyl-2-heptene		C ₈ H ₁₆	22768-19-0	112.213			122	0.725 ²⁵	1.419 ²⁰	
7316	6-Methyl-5-hepten-2-ol		C ₈ H ₁₆ O	1569-60-4	128.212			186(5)	0.8545 ²⁰	1.4505 ²⁰	
7317	3-Methyl-5-hepten-2-one		C ₈ H ₁₄ O	38552-72-6	126.196			63 ²⁰	0.8463 ¹⁸	1.4345 ¹⁸	
7318	6-Methyl-5-hepten-2-one		C ₈ H ₁₄ O	110-93-0	126.196		173.5		0.8546 ¹⁶	1.4445 ²⁰	vs eth, EtOH
7319	2-Methylheptyl acetate, (±)-		C ₁₀ H ₂₀ O ₂	74112-36-0	172.265			195	0.8626 ¹⁴	1.4146 ²⁰	vs eth, EtOH
7320	2-Methyl-1,5-hexadiene		C ₇ H ₁₂	4049-81-4	96.170	liq	-128.9(0.4)	88(3)	0.7153 ²⁵	1.4183 ²⁰	
7321	Methyl <i>trans,trans</i> -2,4-hexadienoate	Methyl sorbate	C ₇ H ₁₀ O ₂	689-89-4	126.153	lf	15	180	0.9777 ²⁰	1.5025 ²²	i H ₂ O; s EtOH, eth
7322	2-Methylhexanal		C ₇ H ₁₄ O	925-54-2	114.185	liq		141			
7323	3-Methylhexanal	3-Methylcaproaldehyde	C ₇ H ₁₄ O	19269-28-4	114.185			145(1)	0.8203 ²⁰	1.4122 ²⁰	i H ₂ O; s EtOH, eth
7324	3-Methyl-1-hexanamine		C ₇ H ₁₇ N	65530-93-0	115.217			149	0.772 ²⁶	1.4249 ²⁵	
7325	4-Methyl-2-hexanamine	Methylhexanamine	C ₇ H ₁₇ N	105-41-9	115.217			132.5	0.7655 ²⁰	1.4150 ²⁵	sl H ₂ O; vs EtOH, eth, chl, dil acid
7326	2-Methylhexane		C ₇ H ₁₆	591-76-4	100.202	liq	-118.23(0.04)	90.0(0.8)	0.6787 ²⁰	1.3848 ²⁰	i H ₂ O; s EtOH; msc eth, ace, bz, lig, chl
7327	3-Methylhexane		C ₇ H ₁₆	78918-91-9	100.202	liq	-119.4	92	0.687 ²¹	1.3854 ²⁵	i H ₂ O; s EtOH; msc eth, ace, bz, lig, chl
7328	5-Methyl-2,3-hexanedione	2-Methylhexane-4,5-dione	C ₇ H ₁₂ O ₂	13706-86-0	128.169			138	0.908 ²²	1.4119 ²⁰	
7329	Methyl hexanoate	Methyl caproate	C ₇ H ₁₄ O ₂	106-70-7	130.185	liq	-70(2)	151(1)	0.8846 ²⁰	1.4049 ²⁰	i H ₂ O; vs EtOH, eth; s ace, bz, ctc
7330	2-Methylhexanoic acid		C ₇ H ₁₄ O ₂	4536-23-6	130.185			214(9)	0.918 ²⁰	1.4193 ²⁰	vs ace, bz, eth, EtOH
7331	2-Methyl-1-hexanol, (±)-		C ₇ H ₁₆ O	111768-04-8	116.201			165(4)	0.826 ²⁰	1.4226 ²⁰	vs eth, EtOH
7332	5-Methyl-1-hexanol		C ₇ H ₁₆ O	627-98-5	116.201			170(3)	0.8192 ²⁴	1.4175 ²⁰	vs eth, EtOH
7333	2-Methyl-2-hexanol		C ₇ H ₁₆ O	625-23-0	116.201			142(1)	0.8119 ²⁰	1.4175 ²⁰	sl H ₂ O; msc EtOH, eth
7334	3-Methyl-2-hexanol		C ₇ H ₁₆ O	2313-65-7	116.201			153(5)	0.8220 ²⁵	1.4198 ¹⁸	i H ₂ O; vs EtOH, eth; s ace
7335	5-Methyl-2-hexanol		C ₇ H ₁₆ O	627-59-8	116.201			151(5)	0.814 ²⁰	1.4180 ²⁰	sl H ₂ O; s EtOH, eth
7336	3-Methyl-3-hexanol		C ₇ H ₁₆ O	597-96-6	116.201			147(3)	0.8233 ²⁰	1.4231 ²⁰	sl H ₂ O; s EtOH, eth, ctc
7337	5-Methyl-2-hexanone	Methyl isopentyl ketone	C ₇ H ₁₄ O	110-12-3	114.185			139(2)	0.888 ²⁰	1.4062 ²⁰	sl H ₂ O; msc EtOH; vs ace, bz; s ctc
7338	2-Methyl-3-hexanone	Propyl isopropyl ketone	C ₇ H ₁₄ O	7379-12-6	114.185			134(3)	0.8091 ²⁰	1.4042 ²⁰	s EtOH, eth, chl; vs ace
7339	5-Methyl-2-hexanone oxime		C ₇ H ₁₅ NO	624-44-2	129.200			195.5	0.8881 ²⁰	1.4448 ²⁰	sl chl
7340	2-Methyl-1-hexene		C ₇ H ₁₄	6094-02-6	98.186	liq	-102.82(0.09)	92(2)	0.7000 ²⁰	1.4035 ²⁰	
7341	3-Methyl-1-hexene		C ₇ H ₁₄	3404-61-3	98.186			84(2)	0.6871 ²⁵	1.3965 ²⁰	
7342	4-Methyl-1-hexene		C ₇ H ₁₄	3769-23-1	98.186	liq	-141.47(0.09)	87(2)	0.6942 ²⁵	1.4000 ²⁰	
7343	5-Methyl-1-hexene		C ₇ H ₁₄	3524-73-0	98.186			85(1)	0.6877 ²⁵	1.3967 ²⁰	
7344	2-Methyl-2-hexene		C ₇ H ₁₄	2738-19-4	98.186	liq	-130.36(0.09)	95(1)	0.7038 ²⁵	1.4106 ²⁰	
7345	cis-3-Methyl-2-hexene		C ₇ H ₁₄	10574-36-4	98.186	liq	-118.5	97(3)	0.712 ²⁰	1.4126 ²⁰	
7346	cis-4-Methyl-2-hexene		C ₇ H ₁₄	3683-19-0	98.186			86(2)	0.6952 ²⁵	1.4026 ²⁰	
7347	trans-4-Methyl-2-hexene		C ₇ H ₁₄	3683-22-5	98.186	liq	-125.70(0.09)	88(2)	0.6925 ²⁵	1.4025 ²⁰	
7348	cis-5-Methyl-2-hexene		C ₇ H ₁₄	13151-17-2	98.186			89(3)	0.697 ²⁵	1.404 ²⁰	
7349	trans-5-Methyl-2-hexene		C ₇ H ₁₄	7385-82-2	98.186	liq	-124.3(0.2)	87(2)	0.6883 ²⁵	1.4006 ²⁰	
7350	cis-2-Methyl-3-hexene		C ₇ H ₁₄	15840-60-5	98.186			86(3)	0.690 ²⁵	1.401 ²⁰	
7351	trans-2-Methyl-3-hexene		C ₇ H ₁₄	692-24-0	98.186	liq	-141.6	88(3)	0.6853 ²⁵	1.4001 ²⁰	
7352	cis-3-Methyl-3-hexene		C ₇ H ₁₄	4914-89-0	98.186			95.3(0.9)	0.7079 ²⁵	1.4126 ²⁰	
7353	trans-3-Methyl-3-hexene		C ₇ H ₁₄	3899-36-3	98.186			94(1)	0.7050 ²⁵	1.4109 ²⁰	
7354	Methyl 3-hexenoate		C ₇ H ₁₂ O ₂	2396-78-3	128.169			67 ³⁴	0.9132 ²⁵	1.4240 ²³	



No.	Name	Synonym	Mol. Form.	CAS RN	Mol. Wt.	Physical Form	mp/°C	bp/°C	den g cm ⁻³	n _D	Solubility
7355	5-Methyl-3-hexen-2-one	2-Oxo-5-methylhex-3-ene	C ₇ H ₁₂ O	5166-53-0	112.169			77 ⁵⁰	0.8549 ²⁸	1.4395 ²²	
7356	5-Methyl-5-hexen-2-one		C ₇ H ₁₂ O	3240-09-3	112.169			150	0.8460 ²⁰	1.4348 ²⁰	vs ace, eth, EtOH
7357	5-Methyl-1-hexyne		C ₇ H ₁₂	2203-80-7	96.170	liq	-124.6(0.5)	91(3)	0.7274 ²⁰	1.4059 ²⁰	i H ₂ O; s EtOH, eth, bz, chl, peth
7358	5-Methyl-2-hexyne		C ₇ H ₁₂	53566-37-3	96.170	liq	-92.6(0.2)	102(3)	0.7378 ²⁰	1.4176 ²⁰	i H ₂ O; s eth, ace, bz, chl, peth
7359	2-Methyl-3-hexyne		C ₇ H ₁₂	36566-80-0	96.170	liq	-116.7(0.4)	94(3)	0.7263 ²⁰	1.4120 ²⁰	vs bz, eth, chl, peth
7360	Methyl 2-hexynoate		C ₇ H ₁₀ O ₂	18937-79-6	126.153			80 ²³	0.9648 ²⁵		
7361	L-1-Methylhistidine		C ₇ H ₁₁ N ₃ O ₂	332-80-9	169.181	pl (DMF aq)	249				
7362	L-3-Methylhistidine		C ₇ H ₁₁ N ₃ O ₂	368-16-1	169.181		250				
7363	Methylhydrazine		CH ₆ N ₂	60-34-4	46.072	liq	-52.3(0.1)	83(3)		1.4325 ²⁰	s H ₂ O, eth, ctc; msc EtOH; i lig
7364	Methyl hydrazinecarboxylate	Methyl carbazate	C ₂ H ₆ N ₂ O ₂	6294-89-9	90.081		73	108 ¹²			s H ₂ O, EtOH; sl bz; i peth
7365	Methyl hydrogen succinate	Monomethyl succinate	C ₈ H ₈ O ₄	3878-55-5	132.116		58	151 ²⁰			s H ₂ O
7366	Methyl hydroperoxide	Methyl hydrogen peroxide	CH ₄ O ₂	3031-73-0	48.042	liq	-72	86	1.9967 ¹⁵	1.3641 ¹⁵	vs H ₂ O, bz, eth, EtOH
7367	Methyl hydroxyacetate		C ₃ H ₆ O ₃	96-35-5	90.078			149(2)	1.1677 ¹⁸		s H ₂ O; msc EtOH, eth
7368	Methyl 3-hydroxybenzoate		C ₈ H ₈ O ₃	19438-10-9	152.148	nd (bz-peth)	73	281	1.1528 ¹⁰⁰		s EtOH, bz, peth; sl chl
7369	Methyl 4-hydroxybenzoate	Methylparaben	C ₈ H ₈ O ₃	99-76-3	152.148	nd (dil al)	125.2(0.5)	275 dec			sl H ₂ O; vs EtOH, eth, ace; s tfa
7370	Methyl α-hydroxydiphenylacetate	Methyl diphenylglycolate	C ₁₅ H ₁₄ O ₃	76-89-1	242.270	mcl or tcl cry (al)	75.8	187 ¹³			vs eth, EtOH
7371	O-Methylhydroxylamine	Methoxyamine	CH ₃ NO	67-62-9	47.057			49			
7372	O-Methylhydroxylamine hydrochloride	Methoxyamine hydrochloride	CH ₆ ClNO	593-56-6	83.518	pr	150.0				vs H ₂ O, EtOH
7373	Methyl 4-hydroxy-3-methoxybenzoate		C ₉ H ₁₀ O ₄	3943-74-6	182.173	nd (dil al)	64	286			s EtOH, peth; sl chl
7374	Methyl 2-hydroxy-3-methylbenzoate		C ₉ H ₁₀ O ₃	23287-26-5	166.173		29	235	1.1683 ²⁵	1.5354 ¹⁶	
7375	Methyl 2-hydroxy-5-methylbenzoate		C ₉ H ₁₀ O ₃	22717-57-3	166.173	liq	-1	244.5	1.1673 ²⁵	1.5351 ¹⁵	
7376	Methyl 2-hydroxy-2-methylpropanoate	Methyl 2-methyl lactate	C ₅ H ₁₀ O ₃	2110-78-3	118.131			131(3)		1.4056 ²⁰	vs H ₂ O, EtOH
7377	Methyl 3-hydroxy-2-naphthalenecarboxylate	Methyl 3-hydroxy-2-naphthoate	C ₁₂ H ₁₀ O ₃	883-99-8	202.205	pa ye orth nd (dil MeOH)	75.5	206			i H ₂ O; s EtOH
7378	Methyl α-hydroxyphenylacetate, (±)-	(±)-Methyl mandelate	C ₉ H ₁₀ O ₃	4358-87-6	166.173	pl (bz-lig)	58	250 dec	1.1756 ²⁰		vs EtOH, chl
7379	1-Methylimidazol		C ₄ H ₆ N ₂	616-47-7	82.104	liq	-6	195.5	1.0325 ²⁰	1.4970 ²⁰	vs H ₂ O, ace, eth, EtOH
7380	2-Methyl-1H-imidazole		C ₄ H ₆ N ₂	693-98-1	82.104		145.9(0.2)	267			vs H ₂ O, EtOH
7381	4-Methyl-1H-imidazole		C ₄ H ₆ N ₂	822-36-6	82.104		56	263	1.0416 ¹⁴	1.5037 ¹⁴	vs H ₂ O, EtOH
7382	N-Methyliminodiacetic acid	N-(Carboxymethyl)-N-methylglycine	C ₅ H ₉ NO ₄	4408-64-4	147.130	cry (w)	226				s H ₂ O; i EtOH, eth
7383	1-Methyl-1H-indene		C ₁₀ H ₁₀	767-59-9	130.186			199	0.970 ²⁵	1.5616 ²⁰	
7384	2-Methyl-1H-indene		C ₁₀ H ₁₀	2177-47-1	130.186		80	209(18)	0.974 ²⁵	1.5652 ²⁰	i H ₂ O; s eth, ace, bz
7385	3-Methyl-1H-indene		C ₁₀ H ₁₀	767-60-2	130.186			198	0.972 ²⁵	1.5621 ²⁰	i H ₂ O; s eth, ace, bz
7386	1-Methyl-1H-indole		C ₉ H ₉ N	603-76-9	131.174			241(20)	1.0707 ²⁵		i H ₂ O; s EtOH, eth, bz
7387	2-Methyl-1H-indole		C ₉ H ₉ N	95-20-5	131.174	pl (dil al) nd or lf (w)	58.6(0.4)	273(9)	1.07 ²⁰		sl H ₂ O; vs EtOH, eth; s ace, bz
7388	3-Methyl-1H-indole	Skatole	C ₉ H ₉ N	83-34-1	131.174	lf (lig)	95.1(0.6)	266			s H ₂ O, EtOH, eth, ace, bz, chl
7389	5-Methyl-1H-indole		C ₉ H ₉ N	614-96-0	131.174		61(2)	267	1.0202 ⁷⁸		s H ₂ O, EtOH, eth, bz, lig
7390	7-Methyl-1H-indole		C ₉ H ₉ N	933-67-5	131.174		83(2)	266	1.0202 ¹⁰⁰		
7391	Methyl 2-iodobenzoate		C ₈ H ₇ IO ₂	610-97-9	262.045			280		1.6052 ²⁰	s EtOH
7392	Methyl 3-iodobenzoate		C ₈ H ₇ IO ₂	618-91-7	262.045	nd (dil al)	54.5	277			i H ₂ O, lig; s EtOH; vs eth, ace
7393	Methyl 4-iodobenzoate		C ₈ H ₇ IO ₂	619-44-3	262.045	nd (eth-al)	114.8	sub	2.0200 ¹⁰		s EtOH, eth
7394	5-Methyl-1,3-isobenzofuran-dione		C ₉ H ₆ O ₃	19438-61-0	162.142		93.0	295			

 7355 5-Methyl-3-hexen-2-one	 7356 5-Methyl-5-hexen-2-one	 7357 5-Methyl-1-hexyne	 7358 5-Methyl-2-hexyne	 7359 2-Methyl-3-hexyne	 7360 Methyl 2-hexynoate	 7361 L-1-Methylhistidine	 7362 L-3-Methylhistidine
 7363 Methylhydrazine	 7364 Methyl hydrazinecarboxylate	 7365 Methyl hydrogen succinate	 7366 Methyl hydroperoxide	 7367 Methyl hydroxyacetate	 7368 Methyl 3-hydroxybenzoate	 7369 Methyl 4-hydroxybenzoate	
 7370 Methyl α-hydroxydiphenylacetate	 7371 O-Methylhydroxylamine	 7372 O-Methylhydroxylamine hydrochloride	 7373 Methyl 4-hydroxy-3-methoxybenzoate	 7374 Methyl 2-hydroxy-3-methylbenzoate			
 7375 Methyl 2-hydroxy-5-methylbenzoate	 7376 Methyl 2-hydroxy-2-methylpropanoate	 7377 Methyl 3-hydroxy-2-naphthalenecarboxylate	 7378 Methyl α-hydroxyphenylacetate, (±)-	 7379 1-Methylimidazol			
 7380 2-Methyl-1H-imidazole	 7381 4-Methyl-1H-imidazole	 7382 N-Methyliminodiacetic acid	 7383 1-Methyl-1H-indene	 7384 2-Methyl-1H-indene	 7385 3-Methyl-1H-indene	 7386 1-Methyl-1H-indole	 7387 2-Methyl-1H-indole
 7388 3-Methyl-1H-indole	 7389 5-Methyl-1H-indole	 7390 7-Methyl-1H-indole	 7391 Methyl 2-iodobenzoate	 7392 Methyl 3-iodobenzoate	 7393 Methyl 4-iodobenzoate	 7394 5-Methyl-1,3-isobenzofurandione	

No.	Name	Synonym	Mol. Form.	CAS RN	Mol. Wt.	Physical Form	mp/°C	bp/°C	den g cm ⁻³	n _D	Solubility
7395	Methyl isobutanoate		C ₅ H ₁₀ O ₂	547-63-7	102.132	liq	-84.6(0.3)	92(1)	0.8906 ²⁰	1.3840 ²⁰	sl H ₂ O; msc EtOH, eth; s ace, ctc
7396	Methyl isocyanate		C ₂ H ₃ NO	624-83-9	57.051	liq	-45	38.3(0.2)	0.9588 ²⁰	1.3694 ²⁰	vs H ₂ O
7397	2-Methyl-1 <i>H</i> -isindole-1,3(2 <i>H</i>)-dione		C ₉ H ₇ NO ₂	550-44-7	161.158	nd (al), lf (sub)	134	286			i H ₂ O; sl EtOH
7398	Methyl isopentanoate	Methyl isovalerate	C ₆ H ₁₂ O ₂	556-24-1	116.158			116(2)	0.8808 ²⁰	1.3927 ²⁰	i H ₂ O; vs EtOH, eth, ace
7399	6-Methyl- <i>N</i> -isopentyl-2-heptanamine	Octamylamine	C ₁₃ H ₂₉ N	502-59-0	199.376			100 ⁷			
7400	2-Methyl-5-isopropylaniline		C ₁₀ H ₁₃ N	2051-53-8	149.233	liq	-16	241	0.9942 ²⁰	1.5387 ²⁰	s ctc, CS ₂
7401	α-Methyl-4-isopropylbenzenepropanal	3- <i>p</i> -Cumenyl-2-methylpropionaldehyde	C ₁₃ H ₁₈ O	103-95-7	190.281			270	0.9459 ²⁰	1.5068 ²⁰	vs bz, eth, EtOH
7402	2-Methyl-5-isopropylbicyclo[3.1.0]hex-2-ene		C ₁₀ H ₁₆	2867-05-2	136.234			156(5)	0.8301 ²⁰	1.4515 ²⁰	
7403	2-Methyl-5-isopropyl-2,5-cyclohexadiene-1,4-dione		C ₁₀ H ₁₂ O ₂	490-91-5	164.201		45.5	232			s chl
7404	<i>cis</i> -1-Methyl-4-isopropylcyclohexane		C ₁₀ H ₂₀	6069-98-3	140.266	liq	-89.8(0.1)	172(6)	0.8039 ²⁰	1.4431 ²⁰	i H ₂ O; vs EtOH, eth; s bz, peth
7405	<i>trans</i> -1-Methyl-4-isopropylcyclohexane	<i>trans-p</i> -Menthane	C ₁₀ H ₂₀	1678-82-6	140.266	oil	-86.3(0.1)	171(3)	0.7928 ²⁰	1.4366 ²⁰	vs bz, eth, EtOH, lig
7406	1-Methyl-4-isopropylcyclohexanol		C ₁₀ H ₂₀ O	21129-27-1	156.265			208.5	0.90 ²⁰	1.4619 ²⁰	
7407	5-Methyl-2-isopropylcyclohexanol, [1 <i>S</i> -(1 <i>α</i> ,2 <i>β</i> ,5 <i>α</i>)]-	(+)-Menthol	C ₁₀ H ₂₀ O	15356-60-2	156.265		42(2)	103 ⁹			vs ace, bz, eth, EtOH
7408	5-Methyl-2-isopropylcyclohexanol, [1 <i>R</i> -(1 <i>α</i> ,2 <i>β</i> ,5 <i>α</i>)]-	(-)-Menthol	C ₁₀ H ₂₀ O	2216-51-5	156.265	nd (MeOH)	42.1(0.8)	214(12)	0.903 ¹⁵	1.460 ²²	sl H ₂ O; vs EtOH, eth, ace, bz; s peth
7409	5-Methyl-2-isopropylcyclohexanol, [1 <i>S</i> -(1 <i>α</i> ,2 <i>α</i> ,5 <i>β</i>)]-	(+)-Neomenthol	C ₁₀ H ₂₀ O	2216-52-6	156.265	oil	-22	211.7	0.897 ²²	1.4600 ²⁰	vs ace, EtOH
7410	5-Methyl-2-isopropylcyclohexanol, [1 <i>S</i> -(1 <i>α</i> ,2 <i>β</i> ,5 <i>β</i>)]-	(+)-Isomenthol	C ₁₀ H ₂₀ O	23283-97-8	156.265	nd(dil al)	82.5	216(3)			vs eth, EtOH
7411	5-Methyl-2-isopropylcyclohexanol acetate, [1 <i>R</i> -(1 <i>α</i> ,2 <i>α</i> ,5 <i>β</i>)]		C ₁₂ H ₂₂ O ₂	2623-23-6	198.302			223(16)	0.9244 ²⁰	1.4469 ²⁰	
7412	<i>cis</i> -5-Methyl-2-isopropylcyclohexanone	Menthone	C ₁₀ H ₁₈ O	491-07-6	154.249			205	0.8995 ²⁰	1.4527 ²⁰	
7413	<i>trans</i> -5-Methyl-2-isopropylcyclohexanone, (2 <i>S</i>)-	<i>I</i> -Menthone	C ₁₀ H ₁₈ O	14073-97-3	154.249	liq	-6	207	0.8954 ²⁰	1.4505 ²⁰	sl H ₂ O; msc EtOH, eth, bz, CS ₂ ; s ace
7414	1-Methyl-4-isopropylcyclohexene		C ₁₀ H ₁₈	5502-88-5	138.250			170(9)	0.8457 ¹⁵	1.4735 ²⁰	
7415	3-Methyl-6-isopropyl-2-cyclohexen-1-ol		C ₁₀ H ₁₈ O	491-04-3	154.249			97 ^{15.5}	0.9119 ²⁵	1.4729 ²⁵	
7416	4-Methyl-1-isopropyl-3-cyclohexen-1-ol		C ₁₀ H ₁₈ O	562-74-3	154.249			209	0.926 ²⁰	1.4785 ¹⁹	
7417	5-Methyl-2-isopropylcyclohexyl ethoxyacetate, (1 <i>α</i> ,2 <i>β</i> ,5 <i>α</i>)		C ₁₄ H ₂₆ O ₃	579-94-2	242.354			155 ²⁰	0.9545 ²⁰		vs eth, EtOH, chl
7418	1-Methyl-4-isopropyl-2-nitrobenzene		C ₁₀ H ₁₃ NO ₂	943-15-7	179.216			126 ¹⁰	1.0744 ²⁰	1.5301 ²⁰	vs eth, EtOH
7419	1-Methyl-4-isopropyl-7-oxabicyclo[2.2.1]heptane		C ₁₀ H ₁₈ O	470-67-7	154.249		1	173.5	0.8997 ²⁰	1.4562 ²⁰	sl H ₂ O; msc EtOH, eth; s bz, lig
7420	1-Methyl-7-isopropylphenanthrene	Retene	C ₁₈ H ₁₈	483-65-8	234.336		95.4(0.7)	391(24)	1.035 ²⁵		i H ₂ O; s EtOH, eth, bz, CS ₂ , HOAc
7421	4-Methyl-2-isopropylphenol		C ₁₀ H ₁₄ O	4427-56-9	150.217	nd (HOAc)	36(1)	231(6)	0.9910 ²⁰	1.5275 ²⁰	sl H ₂ O; s EtOH, bz, chl
7422	5-Methyl-2-isopropylphenyl acetate	Thymol, acetate	C ₁₂ H ₁₆ O ₂	528-79-0	192.254			245	1.009 ⁹		vs bz, eth, EtOH, chl
7423	1-Methylisoquinoline	Isoquinaldine	C ₁₀ H ₉ N	1721-93-3	143.185		10	252(9)	1.0777 ²⁰	1.6095 ²⁰	sl H ₂ O; s eth, ace, bz
7424	3-Methylisoquinoline		C ₁₀ H ₉ N	1125-80-0	143.185	cry (eth)	63.4(0.4)	253(1)			sl H ₂ O, chl; s eth, ace
7425	Methyl isothiocyanate		C ₂ H ₃ NS	556-61-6	73.117		36	119	1.0691 ³⁷	1.5258	sl H ₂ O; msc EtOH; vs eth
7426	5-Methyl-3-isoxazoline		C ₄ H ₆ N ₂ O	1072-67-9	98.103		62				
7427	4-Methylisoxazole		C ₄ H ₆ NO	6454-84-8	83.089	liq		127			
7428	5-Methylisoxazole		C ₄ H ₆ NO	5765-44-6	83.089			123(7)	1.023 ²⁰	1.4386 ²⁰	s DMSO
7429	Methyl lactate, (±)-	Methyl 2-hydroxypropanoate, (±)	C ₄ H ₈ O ₃	2155-30-8	104.105	oil		144.8	1.0928 ²⁰	1.4141 ²⁰	vs H ₂ O, eth, EtOH
7430	Methyl linoleate		C ₁₈ H ₃₄ O ₂	112-63-0	294.472		-36.6(0.5)	347(6)	0.8886 ¹⁰	1.4638 ²⁰	vs eth, EtOH
7431	Methyl linolenate		C ₁₈ H ₃₂ O ₂	301-00-8	292.456		-49(4)	348(8)	0.895 ²⁵	1.4709 ²⁰	

 7395 Methyl isobutanoate	 7396 Methyl isocyanate	 7397 2-Methyl-1 <i>H</i> -isindole-1,3(2 <i>H</i>)-dione	 7398 Methyl isopentanoate	 7399 6-Methyl- <i>N</i> -isopentyl-2-heptanamine	 7400 2-Methyl-5-isopropylaniline
 7401 α -Methyl-4-isopropylbenzenepropanal	 7402 2-Methyl-5-isopropylbicyclo[3.1.0]hex-2-ene	 7403 2-Methyl-5-isopropyl-2,5-cyclohexadiene-1,4-dione	 7404 <i>cis</i> -1-Methyl-4-isopropylcyclohexane		
 7405 <i>trans</i> -1-Methyl-4-isopropylcyclohexane	 7406 1-Methyl-4-isopropylcyclohexanol	 7407 5-Methyl-2-isopropylcyclohexanol, [1 <i>S</i> -(1 α ,2 β ,5 α)]-	 7408 5-Methyl-2-isopropylcyclohexanol, [1 <i>R</i> -(1 α ,2 β ,5 α)]-		
 7409 5-Methyl-2-isopropylcyclohexanol, [1 <i>S</i> -(1 α ,2 α ,5 β)]-	 7410 5-Methyl-2-isopropylcyclohexanol, [1 <i>S</i> -(1 α ,2 β ,5 β)]-	 7411 5-Methyl-2-isopropylcyclohexanol acetate, [1 <i>R</i> -(1 α ,2 α ,5 β)]			
 7412 <i>cis</i> -5-Methyl-2-isopropylcyclohexanone	 7413 <i>trans</i> -5-Methyl-2-isopropylcyclohexanone, (2 <i>S</i>)-	 7414 1-Methyl-4-isopropylcyclohexene	 7415 3-Methyl-6-isopropyl-2-cyclohexen-1-ol		
 7416 4-Methyl-1-isopropyl-3-cyclohexen-1-ol	 7417 5-Methyl-2-isopropylcyclohexyl ethoxyacetate, (1 α ,2 β ,5 α)	 7418 1-Methyl-4-isopropyl-2-nitrobenzene	 7419 1-Methyl-4-isopropyl-7-oxabicyclo[2.2.1]heptane		
 7420 1-Methyl-7-isopropylphenanthrene	 7421 4-Methyl-2-isopropylphenol	 7422 5-Methyl-2-isopropylphenyl acetate	 7423 1-Methylisoquinoline	 7424 3-Methylisoquinoline	 7425 Methyl isothiocyanate
					 7426 5-Methyl-3-isoxazoline
 7427 4-Methylisoxazole	 7428 5-Methylisoxazole	 7429 Methyl lactate, (\pm)-	 7430 Methyl linoleate	 7431 Methyl linolenate	

No.	Name	Synonym	Mol. Form.	CAS RN	Mol. Wt.	Physical Form	mp/°C	bp/°C	den g cm ⁻³	n _D	Solubility
7432	Methyl magnesium bromide	Bromomethylmagnesium	CH ₃ BrMg	75-16-1	119.244						s eth, thf; i hx, bz
7433	Methylmagnesium chloride	Chloromethylmagnesium	CH ₃ ClMg	676-58-4	74.793	stab in thf soln					i peth, bz
7434	Methylmalonic acid	2-Methylpropanedioc acid	C ₄ H ₆ O ₄	516-05-2	118.089	nd (bz-AcOEt) pr (eth-bz)	134(1)		1.455 ²⁰		vs H ₂ O, EtOH, eth; sl bz, tfa; s AcOEt
7435	Methyl mercaptoacetate		C ₃ H ₆ O ₂ S	2365-48-2	106.144			42 ¹⁰		1.4657 ²⁰	vs eth, EtOH
7436	Methyl 3-mercaptopropanoate		C ₄ H ₈ O ₂ S	2935-90-2	120.171			54 ¹⁴	1.085 ²⁵	1.4640 ²⁰	
7437	Methylmercuric dicyanamide	1-Cyano-3-(methylmercurio)-guanidine	C ₃ H ₆ HgN ₄	502-39-6	298.70		157				
7438	Methyl methacrylate	Methyl 2-methyl-2-propenoate	C ₅ H ₈ O ₂	80-62-6	100.117	liq	-47.55(0.02)	100.6(0.2)	0.9377 ²⁵	1.4142 ²⁰	sl H ₂ O; msc EtOH, eth, ace; s chl
7439	Methyl methanesulfonate		C ₂ H ₆ O ₃ S	66-27-3	110.132		20	185(9)	1.2943 ²⁰	1.4138 ²⁰	
7440	Methyl methoxyacetate		C ₄ H ₈ O ₃	6290-49-9	104.105			131	1.0511 ²⁰	1.3962 ²⁰	sl H ₂ O; vs EtOH, eth, ace
7441	Methyl 2-methoxybenzoate		C ₉ H ₁₀ O ₃	606-45-1	166.173			246.5	1.1571 ¹⁹	1.534 ¹⁹	i H ₂ O; s EtOH
7442	Methyl 3-methoxybenzoate		C ₉ H ₁₀ O ₃	5368-81-0	166.173			248	1.1310 ²⁰	1.5224 ²⁰	i H ₂ O; s EtOH
7443	Methyl 4-methoxybenzoate		C ₉ H ₁₀ O ₃	121-98-2	166.173	If (al or eth)	49	259(2)			i H ₂ O; s EtOH, eth, chl
7444	Methyl 3-methoxy-2-(methylamino)benzoate	Damascenine	C ₁₀ H ₁₃ NO ₃	483-64-7	195.215	pr (al)	28	271			vs bz, eth, EtOH, lig
7445	Methyl 3-methoxypropanoate		C ₆ H ₁₀ O ₃	3852-09-3	118.131			141(2)	1.0139 ¹⁵	1.4030 ²⁰	
7446	Methyl 2-methylacetoacetate		C ₈ H ₁₆ O ₃	17094-21-2	130.141			177.4	1.0217 ²⁵	1.416 ²⁴	vs eth, EtOH
7447	Methyl 2-(methylamino)-benzoate		C ₉ H ₁₁ NO ₂	85-91-6	165.189	cry (peth)	19	255	1.120 ¹⁵	1.5839 ¹⁵	i H ₂ O; s EtOH, eth
7448	Methyl 2-methylbenzoate		C ₉ H ₁₀ O ₂	89-71-4	150.174		-44.38(0.04)	215	1.068 ²⁰		i H ₂ O; msc EtOH, eth
7449	Methyl 3-methylbenzoate		C ₉ H ₁₀ O ₂	99-36-5	150.174			220(12)	1.061 ²⁰		i H ₂ O; s EtOH; sl ctc
7450	Methyl 4-methylbenzoate		C ₉ H ₁₀ O ₂	99-75-2	150.174	cry (aq MeOH, peth)	33.35(0.04)	222(13)			i H ₂ O; vs EtOH, eth
7451	Methyl 2-methyl-2-butenolate, (E)-		C ₆ H ₁₀ O ₂	6622-76-0	114.142			139	0.9349 ¹²	1.4370 ²⁰	
7452	Methyl 3-methyl-2-butenolate		C ₆ H ₁₀ O ₂	924-50-5	114.142		114	136.5	0.9337 ²⁰	1.432 ²⁰	
7453	3-Methyl-4-methylenehexane		C ₈ H ₁₆	3404-67-9	112.213			113(3)	0.725 ²⁵	1.4142 ²⁰	
7454	2-Methyl-5-(1-methylethenyl)-cyclohexanone, (2 <i>R</i> - <i>trans</i>)-		C ₁₀ H ₁₆ O	5524-05-0	152.233			221.5	0.928 ¹⁹	1.4724	vs ace, eth
7455	5-Methyl-2-(1-methylethylidene)cyclohexanone		C ₁₀ H ₁₆ O	15932-80-6	152.233			93 ¹⁰	0.9367 ²⁰	1.4869 ²⁰	
7456	3-Methyl-6-(1-methylethylidene)-2-cyclohexen-1-one	Piperitenone	C ₁₀ H ₁₄ O	491-09-8	150.217			120 ¹⁴	0.9774 ²⁰	1.5294 ²⁰	vs EtOH, eth
7457	1-Methyl-4-(5-methyl-1-methylene-4-hexenyl)-cyclohexene, (S)-		C ₁₅ H ₂₄	495-61-4	204.352			129 ¹⁰	0.8673 ²⁰	1.4880 ²⁰	
7458	<i>N</i> -Methyl- <i>N</i> -(2-methylphenyl)-acetamide		C ₁₀ H ₁₃ NO	573-26-2	163.216		55.5	260			s EtOH, chl
7459	4-Methyl- <i>N</i> -(4-methylphenyl)-aniline		C ₁₄ H ₁₅ N	620-93-9	197.276	nd (peth)	79(1)	330.5			vs eth, peth
7460	2-Methyl-3-(2-methylphenyl)-4(3 <i>H</i>)-quinazolinone	Methaqualone	C ₁₆ H ₁₄ N ₂ O	72-44-6	250.294		120				vs eth, EtOH, chl
7461	Methyl 3-(methylthio)-propanoate	2-Methoxycarbonyl ethyl methyl sulfide	C ₅ H ₁₀ O ₂ S	13532-18-8	134.197			75 ¹³	1.077 ²⁵	1.4650 ²⁰	
7462	1-Methyl-4-(1-methylvinyl)-benzene		C ₁₀ H ₁₂	1195-32-0	132.202	liq	-20	186(3)	0.8936 ²³	1.5283 ²³	
7463	1-Methyl-4-(1-methylvinyl)-cyclohexanol	β-Terpineol	C ₁₀ H ₁₈ O	138-87-4	154.249	nd	32.5	210	0.917 ²⁰	1.4747 ²⁰	
7464	5-Methyl-2-(1-methylvinyl)-cyclohexanol, [1 <i>R</i> -(1 <i>α</i> ,2 <i>β</i> ,5 <i>α</i>)]		C ₁₀ H ₁₈ O	89-79-2	154.249		78	93 ¹⁴	0.911 ²⁰	1.4723 ²⁰	sl H ₂ O; s EtOH, eth
7465	5-Methyl-2-(1-methylvinyl)-cyclohexanol acetate, [1 <i>R</i> -(1 <i>α</i> ,2 <i>β</i> ,5 <i>α</i>)]		C ₁₂ H ₂₀ O ₂	57576-09-7	196.286		85	113 ⁸	0.925 ²⁵	1.4566 ²⁰	
7466	<i>trans</i> -5-Methyl-2-(1-methylvinyl)cyclohexanone		C ₁₀ H ₁₆ O	29606-79-9	152.233			100 ¹⁸	0.9198 ²⁰	1.4675 ²⁰	
7467	2-Methyl-5-(1-methylvinyl)-2-cyclohexen-1-ol		C ₁₀ H ₁₆ O	99-48-9	152.233			228	0.9484 ²⁵	1.4942 ²⁵	
7468	4-Methylmorpholine		C ₅ H ₁₁ NO	109-02-4	101.147	liq	-64.40	121.4(1)	0.9051 ²⁰	1.4332 ²⁰	s H ₂ O, EtOH, eth
7469	α-Methyl-4-morpholineethanol		C ₇ H ₁₅ NO ₂	2109-66-2	145.200			121 ¹⁸	1.0174 ²⁰	1.4638 ²⁰	vs H ₂ O, ace, bz, EtOH



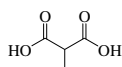
7432

Methyl magnesium bromide



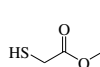
7433

Methylmagnesium chloride



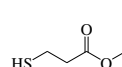
7434

Methylmalonic acid



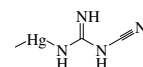
7435

Methyl mercaptoacetate



7436

Methyl 3-mercaptopropanoate



7437

Methylmercuric dicyanamide



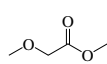
7438

Methyl methacrylate



7439

Methyl methanesulfonate



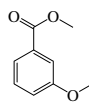
7440

Methyl methoxyacetate



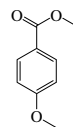
7441

Methyl 2-methoxybenzoate



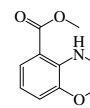
7442

Methyl 3-methoxybenzoate



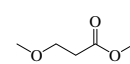
7443

Methyl 4-methoxybenzoate



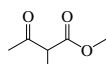
7444

Methyl 3-methoxy-2-(methylamino)benzoate



7445

Methyl 3-methoxypropanoate



7446

Methyl 2-methylacetoacetate



7447

Methyl 2-(methylamino)benzoate



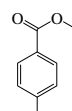
7448

Methyl 2-methylbenzoate



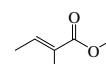
7449

Methyl 3-methylbenzoate



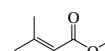
7450

Methyl 4-methylbenzoate



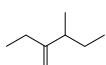
7451

Methyl 2-methyl-2-butenate, (E)-



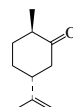
7452

Methyl 3-methyl-2-butenate



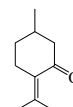
7453

3-Methyl-4-methylenehexane



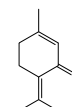
7454

2-Methyl-5-(1-methylethenyl)cyclohexanone, (2R-trans)-



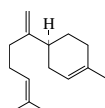
7455

5-Methyl-2-(1-methylethylidene)cyclohexanone



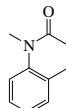
7456

3-Methyl-6-(1-methylethylidene)-2-cyclohexen-1-one



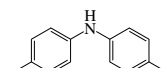
7457

1-Methyl-4-(5-methyl-1-methylene-4-hexenyl)cyclohexene, (S)-



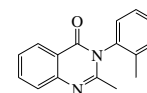
7458

N-Methyl-N-(2-methylphenyl)acetamide



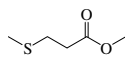
7459

4-Methyl-N-(4-methylphenyl)aniline



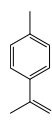
7460

2-Methyl-3-(2-methylphenyl)-4(3H)-quinazolinone



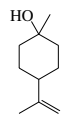
7461

Methyl 3-(methylthio)propanoate



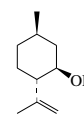
7462

1-Methyl-4-(1-methylvinyl)benzene



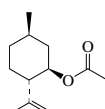
7463

1-Methyl-4-(1-methylvinyl)cyclohexanol



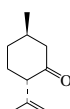
7464

5-Methyl-2-(1-methylvinyl)cyclohexanol, [1R-(1a,2b,5a)]



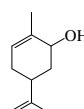
7465

5-Methyl-2-(1-methylvinyl)cyclohexanol acetate, [1R-(1a,2b,5a)]



7466

trans-5-Methyl-2-(1-methylvinyl)cyclohexanone



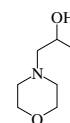
7467

2-Methyl-5-(1-methylvinyl)-2-cyclohexen-1-ol



7468

4-Methylmorpholine



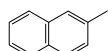
7469

alpha-Methyl-4-morpholineethanol

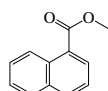
No.	Name	Synonym	Mol. Form.	CAS RN	Mol. Wt.	Physical Form	mp/°C	bp/°C	den g cm ⁻³	n _D	Solubility
7470	1-Methylnaphthalene		C ₁₁ H ₁₀	90-12-0	142.197	liq	-30.43(0.07)	244.4(0.9)	1.0202 ²⁰	1.6170 ²⁰	i H ₂ O; vs EtOH, eth; s bz
7471	2-Methylnaphthalene		C ₁₁ H ₁₀	91-57-6	142.197	mcl (al)	34.6(0.4)	241.1(0.3)	1.0058 ²⁰	1.6015 ⁴⁰	i H ₂ O; vs EtOH, eth; s bz, chl
7472	Methyl 1-naphthalenecarboxylate	Methyl 1-naphthoate	C ₁₂ H ₁₀ O ₂	2459-24-7	186.206		59.5	168 ²⁰	1.1290 ²⁰	1.6086 ²⁰	vs bz, EtOH
7473	Methyl 2-naphthalenecarboxylate	Methyl 2-naphthoate	C ₁₂ H ₁₀ O ₂	2459-25-8	186.206	lf (MeOH)	76.8(0.5)	290			vs bz, eth, EtOH, chl
7474	2-Methyl-1,4-naphthalenediol diacetate	Menadiol diacetate	C ₁₅ H ₁₄ O ₄	573-20-6	258.270	pr (al)	113				vs EtOH
7475	2-Methyl-1,4-naphthalenedione	Menadione	C ₁₁ H ₈ O ₂	58-27-5	172.181	ye nd (al, peth)	103(1)				i H ₂ O; sl EtOH, HOAc; s eth, bz, chl
7476	Methyl-1-naphthylamine	<i>N</i> -Methyl-1-naphthalenamine	C ₁₁ H ₁₁ N	2216-68-4	157.212	oil	174	294.5		1.6722 ²⁰	vs eth, EtOH
7477	Methyl nitrate		CH ₃ NO ₃	598-58-3	77.040	exp gas	-82.9(0.5)	65(2)	1.2075 ²⁰	1.3748 ²⁰	sl H ₂ O; s EtOH, eth
7478	Methyl nitrite		CH ₃ NO ₂	624-91-9	61.041	ye gas	-16(2)	-12	0.991 ¹⁵		s EtOH, eth
7479	Methyl nitroacetate		C ₃ H ₅ NO ₄	2483-57-0	119.077			107 ²⁸	1.320 ⁹		
7480	2-Methyl-3-nitroaniline		C ₇ H ₈ N ₂ O ₂	603-83-8	152.151	ye orth nd (w), ye lf (al)	92	305	1.3780 ¹⁵		sl H ₂ O; s EtOH, eth, bz, chl
7481	2-Methyl-4-nitroaniline		C ₇ H ₈ N ₂ O ₂	99-52-5	152.151		128(1)		1.1586 ¹⁴⁰		sl H ₂ O, DMSO; s EtOH, bz, HOAc
7482	2-Methyl-5-nitroaniline		C ₇ H ₈ N ₂ O ₂	99-55-8	152.151		105.5				sl H ₂ O; s EtOH, eth, ace, bz, chl
7483	2-Methyl-6-nitroaniline		C ₇ H ₈ N ₂ O ₂	570-24-1	152.151		96(1)		1.1900 ¹⁰⁰		sl H ₂ O; s EtOH, eth, bz, chl
7484	4-Methyl-2-nitroaniline		C ₇ H ₈ N ₂ O ₂	89-62-3	152.151		117(1)		1.16 ¹²¹		sl H ₂ O; s EtOH, chl
7485	4-Methyl-3-nitroaniline		C ₇ H ₈ N ₂ O ₂	119-32-4	152.151		78(1)				sl H ₂ O, CS ₂ ; s EtOH, eth, bz
7486	<i>N</i> -Methyl-2-nitroaniline		C ₇ H ₈ N ₂ O ₂	612-28-2	152.151	red or orange nd (peth)	38	158 ¹⁸			sl H ₂ O, lig; s EtOH, eth, ace, bz
7487	<i>N</i> -Methyl-4-nitroaniline		C ₇ H ₈ N ₂ O ₂	100-15-2	152.151	br-ye pr (al) cry (eth)	152(1)	dec	1.201 ¹⁵⁵		i H ₂ O; s EtOH, bz, chl; sl eth, lig
7488	2-Methyl-1-nitro-9,10-anthracenedione		C ₁₅ H ₈ NO ₄	129-15-7	267.237	pa ye nd (HOAc)	273.0				i H ₂ O, EtOH; sl eth, bz, chl; s PhNO ₂
7489	2-Methyl-5-nitrobenzenesulfonic acid		C ₇ H ₇ NO ₅ S	121-03-9	217.200		135.8				vs H ₂ O, EtOH, eth, chl
7490	Methyl 2-nitrobenzoate		C ₈ H ₇ NO ₄	606-27-9	181.147	liq	-13	275	1.2855 ²⁰		i H ₂ O; s EtOH, eth, bz, chl; i lig
7491	Methyl 3-nitrobenzoate		C ₈ H ₇ NO ₄	618-95-1	181.147		78(1)	279 ⁶⁰			i H ₂ O; sl EtOH, eth, MeOH
7492	Methyl 4-nitrobenzoate		C ₈ H ₇ NO ₄	619-50-1	181.147		96				i H ₂ O; s EtOH, eth, chl
7493	2-Methyl-4-nitro-1 <i>H</i> -imidazole		C ₆ H ₅ N ₃ O ₂	696-23-1	127.102		253				
7494	<i>N</i> -Methyl- <i>N</i> -nitromethanamine		C ₂ H ₆ N ₂ O ₂	4164-28-7	90.081	nd(eth)	56(1)	187	1.1090 ⁷²	1.4462 ⁷²	vs H ₂ O, ace, eth, EtOH
7495	2-Methyl-1-nitronaphthalene		C ₁₁ H ₉ NO ₂	881-03-8	187.195	ye pr or nd (al)	81.5	188 ²⁰			i H ₂ O; s EtOH; vs ace
7496	<i>N</i> -Methyl- <i>N'</i> -nitro- <i>N</i> -nitroso-guanidine		C ₂ H ₅ N ₅ O ₃	70-25-7	147.093						s DMSO
7497	3-Methyl-4-nitrophenol		C ₇ H ₇ NO ₃	2581-34-2	153.136	nd or pr (w)	127.8(0.2)				sl H ₂ O; s EtOH, eth, bz, chl
7498	4-Methyl-2-nitrophenol		C ₇ H ₇ NO ₃	119-33-5	153.136	ye nd (al, w)	36.5	125 ²²	1.2399 ²⁰	1.5744 ⁴⁰	vs ace, bz, eth, EtOH
7499	1-Methyl-2-(4-nitrophenoxy)-benzene	2-Methylphenyl 4-nitrophenyl ether	C ₁₃ H ₁₁ NO ₃	2444-29-3	229.231	ye cry (peth)		220 ²⁷			vs bz, eth, EtOH
7500	2-Methyl-2-nitro-1,3-propanediol		C ₄ H ₉ NO ₄	77-49-6	135.119	mcl	150.7(0.5)	dec			vs H ₂ O, EtOH; sl DMSO
7501	2-Methyl-2-nitro-1-propanol		C ₄ H ₉ NO ₃	76-39-1	119.119	nd or pl (MeOH)	88.5(0.5)	94 ¹⁰			sl H ₂ O; vs EtOH, eth; s chl
7502	3-Methyl-4-nitroquinoline- <i>N</i> -oxide		C ₁₀ H ₈ N ₂ O ₃	14073-00-8	204.182	cry (MeOH)	179				
7503	<i>N</i> -Methyl- <i>N</i> -nitrosoaniline		C ₇ H ₈ N ₂ O	614-00-6	136.151	ye cry	14.7	225 dec	1.1240 ²⁰	1.5769 ²⁰	i H ₂ O; s EtOH, eth
7504	<i>N</i> -Methyl- <i>N</i> -nitrosoourea	<i>N</i> -Nitroso- <i>N</i> -methylurea	C ₂ H ₅ N ₃ O ₂	684-93-5	103.080	col or ye pl (eth)	123 dec				sl H ₂ O, EtOH, eth



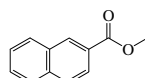
7470
1-Methylnaphthalene



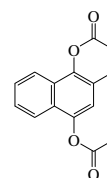
7471
2-Methylnaphthalene



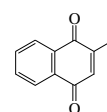
7472
Methyl 1-naphthalenecarboxylate



7473
Methyl 2-naphthalenecarboxylate



7474
2-Methyl-1,4-naphthalenediol diacetate



7475
2-Methyl-1,4-naphthalenedione



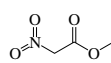
7476
Methyl-1-naphthylamine



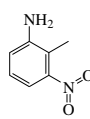
7477
Methyl nitrate



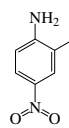
7478
Methyl nitrite



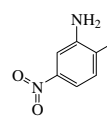
7479
Methyl nitroacetate



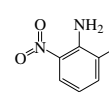
7480
2-Methyl-3-nitroaniline



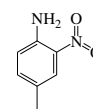
7481
2-Methyl-4-nitroaniline



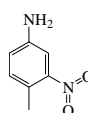
7482
2-Methyl-5-nitroaniline



7483
2-Methyl-6-nitroaniline



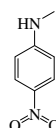
7484
4-Methyl-2-nitroaniline



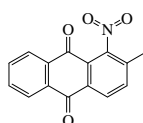
7485
4-Methyl-3-nitroaniline



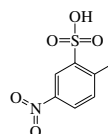
7486
N-Methyl-2-nitroaniline



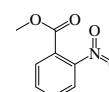
7487
N-Methyl-4-nitroaniline



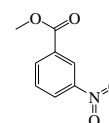
7488
2-Methyl-1-nitro-9,10-anthracenedione



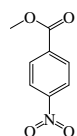
7489
2-Methyl-5-nitrobenzenesulfonic acid



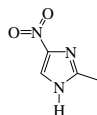
7490
Methyl 2-nitrobenzoate



7491
Methyl 3-nitrobenzoate



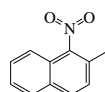
7492
Methyl 4-nitrobenzoate



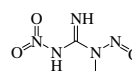
7493
2-Methyl-4-nitro-1H-imidazole



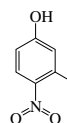
7494
N-Methyl-N-nitromethanamine



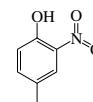
7495
2-Methyl-1-nitronaphthalene



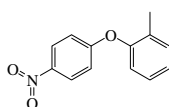
7496
N-Methyl-N'-nitro-N-nitrosoguanidine



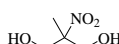
7497
3-Methyl-4-nitrophenol



7498
4-Methyl-2-nitrophenol



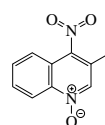
7499
1-Methyl-2-(4-nitrophenoxy)benzene



7500
2-Methyl-2-nitro-1,3-propanediol



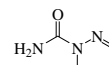
7501
2-Methyl-2-nitro-1-propanol



7502
3-Methyl-4-nitroquinoline-N-oxide

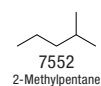
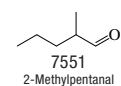
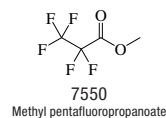
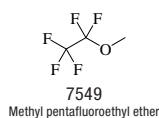
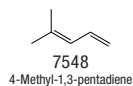
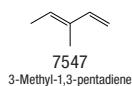
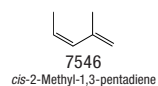
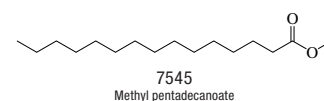
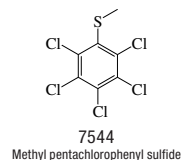
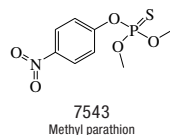
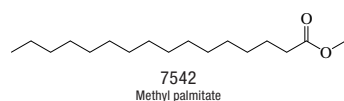
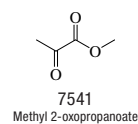
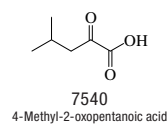
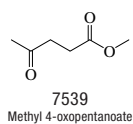
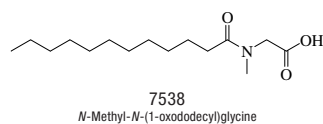
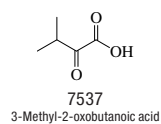
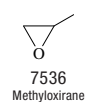
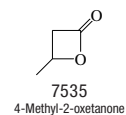
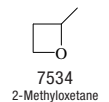
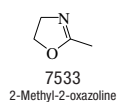
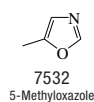
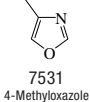
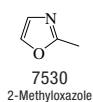
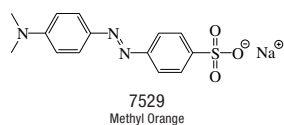
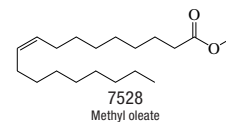
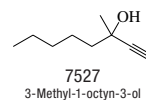
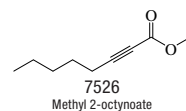
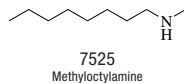
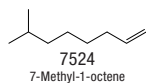
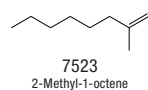
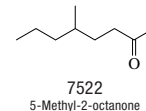
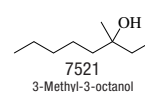
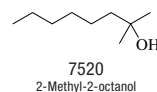
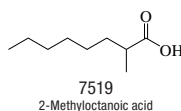
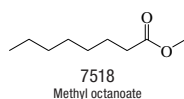
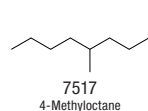
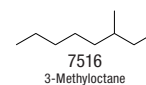
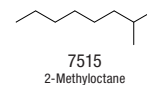
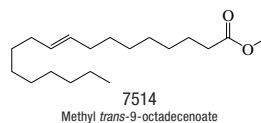
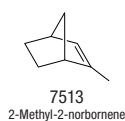
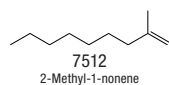
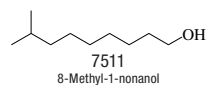
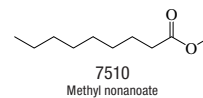
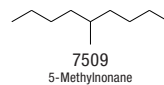
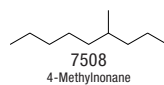
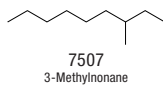
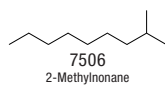
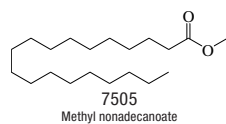


7503
N-Methyl-N-nitrosoaniline

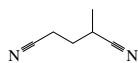
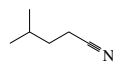
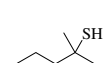
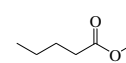
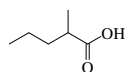
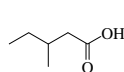
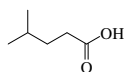
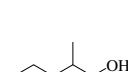
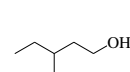
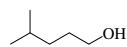
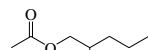
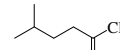
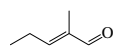
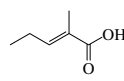
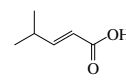
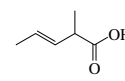
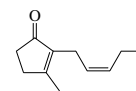


7504
N-Methyl-N-nitrosourea

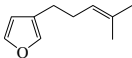

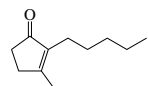

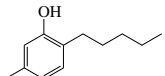





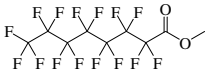
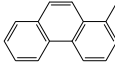
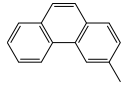
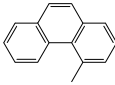
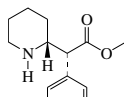
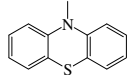
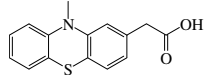
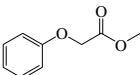
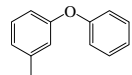
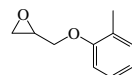
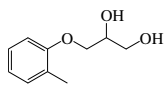
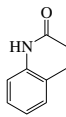
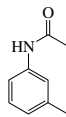
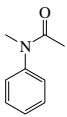
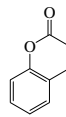
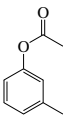
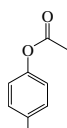
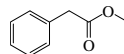
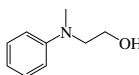
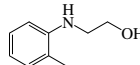
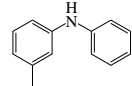
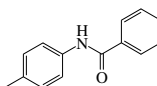
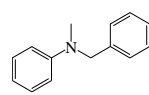
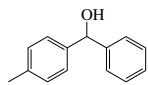
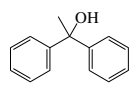
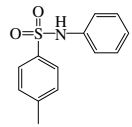
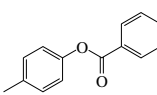
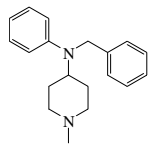
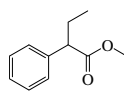
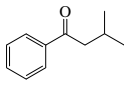
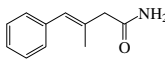
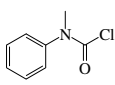
No.	Name	Synonym	Mol. Form.	CAS RN	Mol. Wt.	Physical Form	mp/°C	bp/°C	den g cm ⁻³	n _D	Solubility
7505	Methyl nonadecanoate		C ₂₀ H ₄₀ O ₂	1731-94-8	312.531		38.3(0.6)	190 ⁴			
7506	2-Methylnonane		C ₁₀ H ₂₂	871-83-0	142.282	liq	-74.3(0.2)	167(4)	0.7281 ²⁰	1.4099 ²⁰	i H ₂ O; s eth, bz, chl
7507	3-Methylnonane		C ₁₀ H ₂₂	5911-04-6	142.282	liq	-84.7(0.2)	168(2)	0.7354 ²⁰	1.4125 ²⁰	vs bz, eth, chl
7508	4-Methylnonane		C ₁₀ H ₂₂	17301-94-9	142.282	liq	-98.4(0.2)	166(3)	0.7323 ²⁰	1.4123 ²⁰	vs bz, eth, chl
7509	5-Methylnonane		C ₁₀ H ₂₂	15869-85-9	142.282	liq	-86.408(0.01)	164(5)	0.7326 ²⁰	1.4116 ²⁰	i H ₂ O; s eth, bz, chl
7510	Methyl nonanoate		C ₁₀ H ₂₀ O ₂	1731-84-6	172.265			212(3)	0.8799 ¹⁵	1.4214 ²⁰	i H ₂ O; s EtOH, eth; sl ctc
7511	8-Methyl-1-nonanol		C ₁₀ H ₂₂ O	55505-26-5	158.281			108 ¹⁰			
7512	2-Methyl-1-nonene		C ₁₀ H ₂₀	2980-71-4	140.266	liq	-64.2	167(2)	0.7412 ²⁵	1.4241 ²⁰	
7513	2-Methyl-2-norbornene	2-Methylbicyclo[2.2.1]hept-2-ene	C ₈ H ₁₂	694-92-8	108.181	liq		118(7)			
7514	Methyl <i>trans</i> -9-octadecenoate		C ₁₉ H ₃₆ O ₂	1937-62-8	296.488	liq	10.3(0.3)	218 ²⁴	0.8730 ²⁰	1.4513 ²⁰	vs eth, EtOH
7515	2-Methyloctane		C ₉ H ₂₀	3221-61-2	128.255	liq	-80.3(0.3)	143(1)	0.7095 ²⁵	1.4031 ²⁰	i H ₂ O; s EtOH, eth; sl ctc; vs peth
7516	3-Methyloctane		C ₉ H ₂₀	2216-33-3	128.255	liq	-108.0(0.2)	144(2)	0.717 ²⁵	1.4040 ²⁵	
7517	4-Methyloctane		C ₉ H ₂₀	2216-34-4	128.255	liq	-116(5)	142(1)	0.716 ²⁵	1.4039 ²⁵	i H ₂ O
7518	Methyl octanoate	Methyl caprylate	C ₉ H ₁₈ O ₂	111-11-5	158.238	liq	-36.9(0.4)	194.1(0.9)	0.8775 ²⁰	1.4170 ²⁰	i H ₂ O; vs EtOH, eth; sl ctc
7519	2-Methyloctanoic acid		C ₉ H ₁₈ O ₂	3004-93-1	158.238			138 ¹⁴		1.4281 ²⁵	
7520	2-Methyl-2-octanol		C ₉ H ₂₀ O	628-44-4	144.254			178	0.8210 ²⁰	1.4280 ²⁰	i H ₂ O; s EtOH, eth
7521	3-Methyl-3-octanol		C ₉ H ₂₀ O	5340-36-3	144.254			83 ¹⁸	0.8108 ²⁵	1.4257 ²⁵	
7522	5-Methyl-2-octanone		C ₉ H ₁₈ O	58654-67-4	142.238			101 ⁵⁰			
7523	2-Methyl-1-octene		C ₉ H ₁₈	4588-18-5	126.239	liq	-77.8(0.3)	144(3)	0.7343 ²⁰	1.4184 ²⁰	
7524	7-Methyl-1-octene		C ₉ H ₁₈	13151-06-9	126.239	liq		139(3)			
7525	Methyloctylamine	<i>N</i> -Methyl-1-octanamine	C ₉ H ₂₁ N	2439-54-5	143.270			68 ⁸			
7526	Methyl 2-octynoate		C ₉ H ₁₄ O ₂	111-12-6	154.206			217	0.926 ²⁰	1.4464 ²⁰	
7527	3-Methyl-1-octyn-3-ol		C ₉ H ₁₆ O	23580-51-0	140.222			174	0.8547 ²⁰	1.443 ¹⁰	
7528	Methyl oleate		C ₁₉ H ₃₆ O ₂	112-62-9	296.488		-19.7(0.2)	347(5)	0.8739 ²⁰	1.4522 ²⁰	i H ₂ O; msc EtOH, eth; s chl
7529	Methyl Orange	Sodium <i>p</i> -dimethylaminoazobenzenesulfonate	C ₁₄ H ₁₄ N ₃ NaO ₃ S	547-58-0	327.334	oran, ye pl or sc (w)	dec				sl H ₂ O, EtOH, py; i eth
7530	2-Methyloxazole		C ₄ H ₅ NO	23012-10-4	83.089	liq		87.5			
7531	4-Methyloxazole		C ₄ H ₅ NO	693-93-6	83.089			88	1.015 ²⁵	1.4317 ²⁰	
7532	5-Methyloxazole		C ₄ H ₅ NO	66333-88-8	83.089	liq		88			
7533	2-Methyl-2-oxazoline		C ₄ H ₇ NO	1120-64-5	85.105			111	1.005 ²⁵	1.4340 ²⁰	
7534	2-Methyloxetane		C ₄ H ₈ O	2167-39-7	72.106	hyg		59	0.841 ²⁵	1.3885 ²⁰	
7535	4-Methyl-2-oxetanone	3-Hydroxybutyric acid lactone	C ₄ H ₆ O ₂	3068-88-0	86.090			86 ⁵⁰	1.0555 ²⁰		
7536	Methyloxirane	1,2-Propylene oxide	C ₃ H ₆ O	16033-71-9	58.079	liq	-111.9	35	0.859 ⁰	1.3660 ²⁰	vs H ₂ O, EtOH, eth; s chl
7537	3-Methyl-2-oxobutanoic acid		C ₆ H ₈ O ₃	759-05-7	116.116		31.5	170.5	0.9968 ²⁰	1.3850 ¹⁶	s H ₂ O, EtOH, eth
7538	<i>N</i> -Methyl- <i>N</i> -(1-oxododecyl)-glycine	<i>N</i> -Dodecanoylsarcosine	C ₁₅ H ₂₉ NO ₃	97-78-9	271.396		44.5				s chl
7539	Methyl 4-oxopentanoate	Methyl levulinate	C ₆ H ₁₀ O ₃	624-45-3	130.141			196	1.0511 ²⁰	1.4233 ²⁰	sl H ₂ O; s EtOH, ace, bz, ctc; msc eth
7540	4-Methyl-2-oxopentanoic acid		C ₆ H ₁₀ O ₃	816-66-0	130.141	liq	10	84 ¹⁵			
7541	Methyl 2-oxopropanoate	Methyl pyruvate	C ₄ H ₆ O ₃	600-22-6	102.089			138(5)	1.154 ⁰	1.4046 ²⁵	sl H ₂ O; s ace; msc EtOH, eth
7542	Methyl palmitate	Methyl hexadecanoate	C ₁₇ H ₃₄ O ₂	112-39-0	270.451		29.6(0.5)	324(6)	0.8247 ⁷⁵		i H ₂ O; vs EtOH, ace, bz; s eth
7543	Methyl parathion		C ₈ H ₁₀ NO ₃ PS	298-00-0	263.208	cry	35.8(0.4)		1.358 ²⁰	1.5367 ²⁵	i H ₂ O; s os
7544	Methyl pentachlorophenyl sulfide	<i>S</i> -Methyl pentachlorobenzene-thiol	C ₇ H ₃ Cl ₅ S	1825-19-0	296.429	cry (EtOH)	95.5				
7545	Methyl pentadecanoate		C ₁₆ H ₃₂ O ₂	7132-64-1	256.424	nd (dil al)	19(2)	308(7)	0.8618 ²⁵	1.4390 ²⁵	s EtOH, eth
7546	<i>cis</i> -2-Methyl-1,3-pentadiene		C ₆ H ₁₀	1501-60-6	82.143	liq	-117.6	80(16)	0.714 ²⁵	1.446 ²⁰	
7547	3-Methyl-1,3-pentadiene		C ₆ H ₁₀	4549-74-0	82.143			77(5)	0.730 ²⁵	1.452 ²⁰	
7548	4-Methyl-1,3-pentadiene	1,1-Dimethyl-1,3-butadiene	C ₆ H ₁₀	926-56-7	82.143			76(3)	0.7181 ²⁰	1.4532 ²⁰	
7549	Methyl pentafluoroethyl ether	1-Methoxyperfluoroethane	C ₂ H ₃ F ₅ O	22410-44-2	150.047	col gas		5.6(0.9)			
7550	Methyl pentafluoropropanoate		C ₄ H ₃ F ₅ O ₂	378-75-6	178.058			59.5	1.390 ²⁵	1.2869 ²⁵	
7551	2-Methylpentanal	2-Methylvaleraldehyde	C ₆ H ₁₂ O	123-15-9	100.158			118(4)			s H ₂ O; s eth, ace; sl ctc
7552	2-Methylpentane	Isohexane	C ₆ H ₁₄	107-83-5	86.175	liq	-153.60(0.09)	60.21(0.09)	0.650 ²⁵	1.3715 ²⁰	i H ₂ O; s EtOH, eth; msc ace, bz, chl



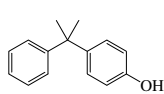
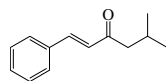
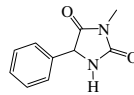
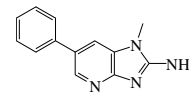
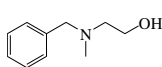
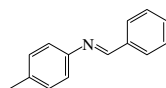
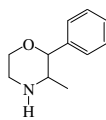
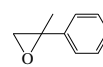
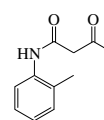
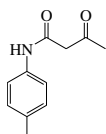
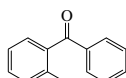
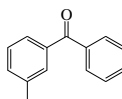
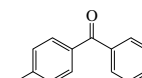
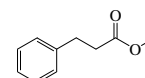
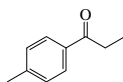
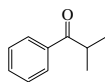
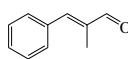
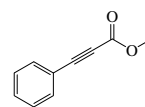
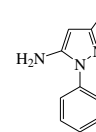
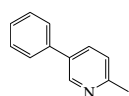
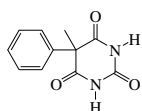
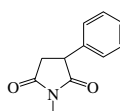
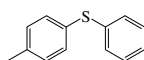
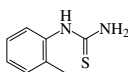
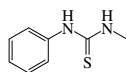
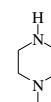
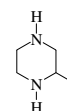
No.	Name	Synonym	Mol. Form.	CAS RN	Mol. Wt.	Physical Form	mp/°C	bp/°C	den g cm ⁻³	n _D	Solubility
7553	3-Methylpentane		C ₆ H ₁₄	96-14-0	86.175	liq	-162.89(0.05)	63.3(0.5)	0.6598 ²⁵	1.3765 ²⁰	i H ₂ O; s EtOH, ctc; msc eth, ace, bz, hp
7554	2-Methylpentanedinitrile	2-Methylglutaronitrile	C ₆ H ₈ N ₂	4553-62-2	108.141	liq	-45	270	0.950	1.4340 ²⁰	s H ₂ O
7555	2-Methyl-2,4-pentanediol	Hexylene glycol	C ₆ H ₁₄ O ₂	107-41-5	118.174	liq	-50	197.9(0.9)	0.923 ¹⁵	1.4276 ²⁰	s H ₂ O; EtOH, eth; sl ctc
7556	4-Methylpentanenitrile	Isopentyl cyanide	C ₆ H ₁₁ N	542-54-1	97.158	liq	-51.1(0.4)	155(3)	0.8030 ²⁰	1.4059 ²⁰	i H ₂ O; s EtOH; msc eth; sl ctc
7557	2-Methyl-2-pentanethiol		C ₆ H ₁₄ S	1633-97-2	118.240	liq		125.0(0.5)			
7558	Methyl pentanoate	Methyl valerate	C ₆ H ₁₂ O ₂	624-24-8	116.158			127.36(0.06)	0.8947 ²⁰	1.4003 ²⁰	sl H ₂ O; ctc; msc EtOH, eth; s ace
7559	2-Methylpentanoic acid, (±)-		C ₆ H ₁₂ O ₂	22160-39-0	116.158			195(2)	0.9230 ²⁰	1.413 ²⁰	s H ₂ O; EtOH, eth; sl ctc
7560	3-Methylpentanoic acid, (±)-		C ₆ H ₁₂ O ₂	22160-40-3	116.158	liq	-41.6(0.8)	197(1)	0.9262 ²⁰	1.4159 ²⁰	vs eth, EtOH
7561	4-Methylpentanoic acid		C ₆ H ₁₂ O ₂	646-07-1	116.158	liq	-33	200(1)	0.9225 ²⁰	1.4144 ²⁰	sl H ₂ O; s EtOH, eth, chl
7562	2-Methyl-1-pentanol		C ₆ H ₁₄ O	105-30-6	102.174	liq		157(6)	0.8263 ²⁰	1.4182 ²⁰	sl H ₂ O; s EtOH, eth, ace, ctc
7563	3-Methyl-1-pentanol, (±)-		C ₆ H ₁₄ O	20281-83-8	102.174			153	0.8242 ²⁰	1.4112 ²³	i H ₂ O; s EtOH, eth
7564	4-Methyl-1-pentanol	Isohexyl alcohol	C ₆ H ₁₄ O	626-89-1	102.174			151(2)	0.8131 ²⁰	1.4134 ²⁵	i H ₂ O; s EtOH, eth
7565	2-Methyl-2-pentanol		C ₆ H ₁₄ O	590-36-3	102.174	liq	-103	121(1)	0.8350 ¹⁶	1.4100 ²⁰	sl H ₂ O; s EtOH, eth
7566	3-Methyl-2-pentanol		C ₆ H ₁₄ O	565-60-6	102.174			142(2)	0.8307 ²⁰	1.4182 ²⁰	sl H ₂ O; s EtOH, eth
7567	4-Methyl-2-pentanol		C ₆ H ₁₄ O	108-11-2	102.174	liq	-90	132.0(0.5)	0.8075 ²⁰	1.4100 ²⁰	sl H ₂ O; ctc; s EtOH, eth
7568	2-Methyl-3-pentanol		C ₆ H ₁₄ O	565-67-3	102.174			127.9(0.2)	0.8243 ²⁰	1.4175 ²⁰	sl H ₂ O; msc EtOH, eth
7569	3-Methyl-3-pentanol		C ₆ H ₁₄ O	77-74-7	102.174	liq	-23.6(0.3)	129(4)	0.8286 ²⁰	1.4186 ²⁰	sl H ₂ O; ctc; msc EtOH, eth
7570	2-Methyl-1-pentanol acetate		C ₆ H ₁₆ O ₂	7789-99-3	144.212			163	0.870 ²⁵		vs eth, EtOH
7571	3-Methyl-2-pentanone, (±)-	(±)- <i>sec</i> -Butyl methyl ketone	C ₆ H ₁₂ O	55156-16-6	100.158			117(2)	0.8130 ²⁰	1.4002 ²⁰	sl H ₂ O; msc EtOH, eth; s chl
7572	4-Methyl-2-pentanone	Isobutyl methyl ketone	C ₆ H ₁₂ O	108-10-1	100.158	liq	-85(2)	115.7(0.2)	0.7965 ²⁵	1.3962 ²⁰	sl H ₂ O; msc EtOH, eth, ace, bz; s chl
7573	2-Methyl-3-pentanone	Ethyl isopropyl ketone	C ₆ H ₁₂ O	565-69-5	100.158			118(1)	0.814 ¹⁸	1.3975 ²⁰	sl H ₂ O; vs EtOH, bz; msc eth, ace; s chl
7574	4-Methylpentanoyl chloride		C ₆ H ₁₁ ClO	38136-29-7	134.603			143	0.9725 ²⁰		
7575	2-Methyl-2-pentenal		C ₆ H ₁₀ O	623-36-9	98.142			136(8)	0.8581 ²⁰	1.4488 ²⁰	i H ₂ O; s EtOH, eth, bz, MeOH
7576	2-Methyl-1-pentene		C ₆ H ₁₂	763-29-1	84.159	liq	-135.7(0.4)	62.1(0.6)	0.6799 ²⁰	1.3920 ²⁰	i H ₂ O; s EtOH, bz, chl; sl ctc
7577	3-Methyl-1-pentene		C ₆ H ₁₂	760-20-3	84.159	liq	-154.5(0.5)	54(2)	0.6675 ²⁰	1.3841 ²⁰	i H ₂ O; s EtOH, bz, chl, peth
7578	4-Methyl-1-pentene		C ₆ H ₁₂	691-37-2	84.159	liq	-153.9(0.2)	54(2)	0.6642 ²⁰	1.3828 ²⁰	i H ₂ O; s EtOH, bz, chl, peth
7579	2-Methyl-2-pentene		C ₆ H ₁₂	625-27-4	84.159	liq	-135.0(0.2)	67.3(0.5)	0.6863 ²⁰	1.4004 ²⁰	i H ₂ O; s EtOH, bz, ctc, chl
7580	3-Methyl- <i>cis</i> -2-pentene	<i>cis</i> -3-Methyl-2-pentene	C ₆ H ₁₂	922-62-3	84.159	liq	-135.1(0.7)	70.4(0.1)	0.6886 ²⁵	1.4016 ²⁰	i H ₂ O; s EtOH, bz, chl, peth
7581	3-Methyl- <i>trans</i> -2-pentene	<i>trans</i> -3-Methyl-2-pentene	C ₆ H ₁₂	616-12-6	84.159	liq	-138.5(0.3)	67.67(0.04)	0.6930 ²⁵	1.4045 ²⁰	i H ₂ O; s EtOH, bz, ctc, chl, peth
7582	4-Methyl- <i>cis</i> -2-pentene		C ₆ H ₁₂	691-38-3	84.159	liq	-134.8	56.4(0.1)	0.6690 ²⁰	1.3800 ²⁰	i H ₂ O; s EtOH, bz, chl, peth
7583	4-Methyl- <i>trans</i> -2-pentene		C ₆ H ₁₂	674-76-0	84.159	liq	-140.8	58.58(0.07)	0.6686 ²⁰	1.3889 ²⁰	i H ₂ O; s EtOH, bz, chl; sl ctc
7584	<i>trans</i> -2-Methyl-2-pentenoic acid		C ₆ H ₁₀ O ₂	16957-70-3	114.142	pr	24.4	214	0.9751 ²⁰	1.4513 ²⁰	sl H ₂ O; s eth, chl, CS ₂
7585	4-Methyl-2-pentenoic acid	4,4-Dimethyl-2-butenic acid	C ₆ H ₁₀ O ₂	10321-71-8	114.142		35	217	0.9529 ²¹	1.4489 ²¹	vs ace, eth, EtOH
7586	2-Methyl-3-pentenoic acid		C ₆ H ₁₀ O ₂	37674-63-8	114.142			199	0.966 ¹⁵	1.4402 ²⁵	
7587	4-Methyl-3-penten-2-ol		C ₆ H ₁₂ O	4325-82-0	100.158			134	0.840 ¹⁵	1.9377 ¹⁵	
7588	3-Methyl-2-penten-4-one		C ₆ H ₁₀ O	565-62-8	98.142			138		1.4508 ²⁰	
7589	4-Methyl-4-penten-2-one	Isomesityl oxide	C ₆ H ₁₀ O	3744-02-3	98.142	liq	-72.6(0.3)	124.2	0.8411 ²⁰		
7590	<i>cis</i> -3-Methyl-2-(2-pentenyl)-2-cyclopenten-1-one	Jasmone	C ₁₁ H ₁₆ O	488-10-8	164.244	ye oil		258	0.9437 ²²	1.4979 ²²	sl H ₂ O; s EtOH, eth, ctc, lig

7553
3-Methylpentane7554
2-Methylpentanedinitrile7555
2-Methyl-2,4-pentanediol7556
4-Methylpentanenitrile7557
2-Methyl-2-pentanethiol7558
Methyl pentanoate7559
2-Methylpentanoic acid, (±)-7560
3-Methylpentanoic acid, (±)-7561
4-Methylpentanoic acid7562
2-Methyl-1-pentanol7563
3-Methyl-1-pentanol, (±)-7564
4-Methyl-1-pentanol7565
2-Methyl-2-pentanol7566
3-Methyl-2-pentanol7567
4-Methyl-2-pentanol7568
2-Methyl-3-pentanol7569
3-Methyl-3-pentanol7570
2-Methyl-1-pentanol acetate7571
3-Methyl-2-pentanone, (±)-7572
4-Methyl-2-pentanone7573
2-Methyl-3-pentanone7574
4-Methylpentanoyl chloride7575
2-Methyl-2-pentenal7576
2-Methyl-1-pentene7577
3-Methyl-1-pentene7578
4-Methyl-1-pentene7579
2-Methyl-2-pentene7580
3-Methyl-*cis*-2-pentene7581
3-Methyl-*trans*-2-pentene7582
4-Methyl-*cis*-2-pentene7583
4-Methyl-*trans*-2-pentene7584
trans-2-Methyl-2-pentenoic acid7585
4-Methyl-2-pentenoic acid7586
2-Methyl-3-pentenoic acid7587
4-Methyl-3-penten-2-ol7588
3-Methyl-2-penten-4-one7589
4-Methyl-4-penten-2-one7590
cis-3-Methyl-2-[(2-pentenyl)-2-cyclopenten-1-one




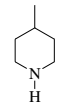

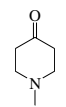
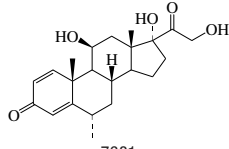

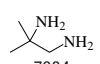

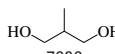





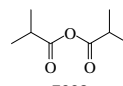






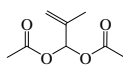

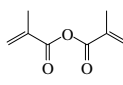



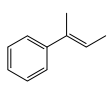
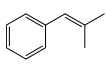
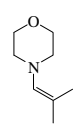
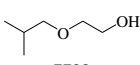

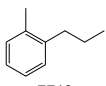
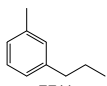
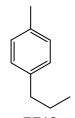
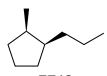

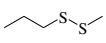

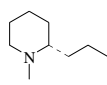
No.	Name	Synonym	Mol. Form.	CAS RN	Mol. Wt.	Physical Form	mp/°C	bp/°C	den g cm ⁻³	n _D	Solubility
7591	3-(4-Methyl-3-pentenyl)furan		C ₁₀ H ₁₄ O	539-52-6	150.217			185.5	0.9017 ²⁰	1.4705 ²¹	
7592	3-Methyl-3-penten-1-yne		C ₈ H ₈	1574-33-0	80.128			69(7)	0.739 ²⁰	1.4332 ²⁰	s eth, bz
7593	3-Methyl-2-pentyl-2-cyclopenten-1-one		C ₁₁ H ₁₈ O	1128-08-1	166.260			143 ²²	0.9165 ¹⁸	1.4767 ²⁰	
7594	Methyl pentyl ether		C ₆ H ₁₄ O	628-80-8	102.174			99(3)	0.759 ²²	1.3862 ²²	vs ace, eth, EtOH
7595	5-Methyl-2-pentylphenol	6- <i>n</i> -Amyl- <i>m</i> -cresol	C ₁₂ H ₁₆ O	1300-94-3	178.270		24	138 ¹⁵			vs ace, eth, EtOH
7596	Methyl pentyl sulfide		C ₆ H ₁₄ S	1741-83-9	118.240	liq	-94	148(4)	0.8431 ²⁰	1.4506 ²⁰	s EtOH, eth, ace, bz, chl
7597	Methyl <i>tert</i> -pentyl sulfide	2-Methyl-2-(methylthio)butane	C ₆ H ₁₄ S	13286-92-5	118.240	liq		150	0.84	1.4570 ²⁰	
7598	4-Methyl-1-pentyne		C ₆ H ₁₀	7154-75-8	82.143	liq	-105.3(0.4)	61(2)	0.7000 ²⁵	1.3936 ²⁰	i H ₂ O; s bz, chl
7599	4-Methyl-2-pentyne		C ₆ H ₁₀	21020-27-9	82.143	liq	-110.3(0.4)	73(2)	0.7112 ²⁵	1.4057 ²⁰	vs bz, chl
7600	3-Methyl-1-pentyn-3-ol	Meparfynol	C ₆ H ₁₀ O	77-75-8	98.142		30.5	120(22)	0.8688 ²⁰	1.4310 ²⁰	
7601	Methyl perfluorooctanoate		C ₉ H ₈ F ₁₅ O ₂	376-27-2	428.095			158	1.684 ²⁰	1.304 ²⁷	
7602	1-Methylphenanthrene		C ₁₄ H ₁₂	832-69-9	192.256	lf, pl (dil al)	123	344(6)			i H ₂ O; s EtOH
7603	3-Methylphenanthrene		C ₁₅ H ₁₂	832-71-3	192.256	pr or nd (al)	65	350			i H ₂ O; s EtOH, ace; sl chl
7604	4-Methylphenanthrene		C ₁₅ H ₁₂	832-64-4	192.256	pl (90% al)	51.76(0.05)	177 ¹⁰			i H ₂ O; s EtOH, ctc
7605	Methylphenidate		C ₁₄ H ₁₉ NO ₂	113-45-1	233.307			136 ^{9,6}			i H ₂ O, peth; s chl, EtOH, eth, AcOEt
7606	10-Methyl-10 <i>H</i> -phenothiazine		C ₁₅ H ₁₁ NS	1207-72-3	213.298		101				
7607	10-Methyl-10 <i>H</i> -phenothiazine-2-acetic acid	Metiazinic acid	C ₁₅ H ₁₃ NO ₂ S	13993-65-2	271.335		144				s chl
7608	Methyl phenoxycetate		C ₉ H ₁₀ O ₃	2065-23-8	166.173			245	1.1493 ²⁰	1.5155 ²⁰	vs eth, EtOH
7609	1-Methyl-3-phenoxybenzene		C ₁₃ H ₁₂ O	3586-14-9	184.233			272	1.051 ²⁵	1.5727 ²⁰	
7610	[(2-Methylphenoxy)methyl]-oxirane		C ₁₀ H ₁₂ O ₂	2210-79-9	164.201			123 ²	1.0884 ²⁰		
7611	3-(2-Methylphenoxy)-1,2-propanediol	Mephenesin	C ₁₀ H ₁₄ O ₃	59-47-2	182.216		70 dec				sl H ₂ O, eth; s EtOH
7612	<i>N</i> -(2-Methylphenyl)acetamide		C ₉ H ₁₁ NO	120-66-1	149.189	nd (al)	110(1)	296	1.168 ¹⁵		sl H ₂ O, bz; s EtOH, eth, ace, HOAc
7613	<i>N</i> -(3-Methylphenyl)acetamide		C ₉ H ₁₁ NO	537-92-8	149.189	nd (w)	65.5	303	1.141 ¹⁵		sl H ₂ O; vs EtOH, eth; s chl
7614	<i>N</i> -Methyl- <i>N</i> -phenylacetamide	<i>N</i> -Methylacetanilide	C ₉ H ₁₁ NO	579-10-2	149.189	nd (eth), pr (al)	103	256	1.0036 ¹⁰⁵	1.576	s H ₂ O, EtOH, eth, chl, lig
7615	2-Methylphenyl acetate	<i>o</i> -Cresyl acetate	C ₉ H ₁₀ O ₂	533-18-6	150.174			208	1.0533 ¹⁵	1.5002 ²⁰	vs eth, EtOH
7616	3-Methylphenyl acetate	<i>m</i> -Cresyl acetate	C ₉ H ₁₀ O ₂	122-46-3	150.174		12	214(3)	1.043 ²⁰	1.4978 ²⁰	vs bz, eth, EtOH
7617	4-Methylphenyl acetate	<i>p</i> -Cresyl acetate	C ₉ H ₁₀ O ₂	140-39-6	150.174			213(3)	1.0512 ¹⁷	1.5163 ²²	sl H ₂ O, ctc; s EtOH, eth, chl
7618	Methyl 2-phenylacetate		C ₉ H ₁₀ O ₂	101-41-7	150.174			215(9)	1.0622 ¹⁶	1.5075 ²⁰	i H ₂ O; msc EtOH, eth; s ace, ctc
7619	2-(Methylphenylamino)ethanol		C ₉ H ₁₃ NO	93-90-3	151.205			218 ¹¹⁰	1.0143 ⁰		s H ₂ O; vs EtOH, eth, ace, bz
7620	2-[(2-Methylphenyl)amino]-ethanol		C ₉ H ₁₃ NO	136-80-1	151.205			285.5	1.0794 ²⁰	1.5675 ²⁰	vs eth, EtOH
7621	3-Methyl- <i>N</i> -phenylaniline		C ₁₃ H ₁₃ N	1205-64-7	183.249		30	316		1.6350 ²⁰	vs bz, eth, EtOH
7622	<i>N</i> -(4-Methylphenyl)benzamide		C ₁₄ H ₁₃ NO	582-78-5	211.259	orth nd (al)	158		1.202 ¹⁵		vs eth, EtOH
7623	<i>N</i> -Methyl- <i>N</i> -phenylbenzethanimine		C ₁₄ H ₁₃ N	614-30-2	197.276						s ctc
7624	4-Methyl- α -phenylbenzenemethanol		C ₁₄ H ₁₄ O	1517-63-1	198.260		53(2)				
7625	α -Methyl- α -phenylbenzenemethanol		C ₁₄ H ₁₄ O	599-67-7	198.260			285	1.1059 ¹⁵		
7626	4-Methyl- <i>N</i> -phenylbenzenesulfonamide		C ₁₃ H ₁₃ NO ₂ S	68-34-8	247.313	(α) tcl, (β) mcl pr (al, bz)	103.5				i H ₂ O; vs EtOH; s bz, HOAc
7627	4-Methylphenyl benzoate		C ₁₄ H ₁₂ O ₂	614-34-6	212.244	pl (eth-al)	71.5	316			vs eth, EtOH
7628	1-Methyl- <i>N</i> -phenyl- <i>N</i> -benzyl-4-piperidinamine	Bamipine	C ₁₉ H ₂₄ N ₂	4945-47-5	280.407	cry (MeOH)	115				
7629	Methyl 2-phenylbutanoate		C ₁₁ H ₁₄ O ₂	2294-71-5	178.228	nd (dil al)	77.5	228			vs eth, EtOH
7630	3-Methyl-1-phenyl-1-butanone		C ₁₁ H ₁₄ O	582-62-7	162.228			236.5	0.9701 ¹⁶	1.5139 ¹⁵	i H ₂ O; msc EtOH, eth; vs ace
7631	3-Methyl-4-phenyl-3-butenamide	β -Benzalbutyramide	C ₁₁ H ₁₃ NO	7236-47-7	175.227		133				
7632	Methylphenylcarbamic chloride		C ₈ H ₈ ClNO	4285-42-1	169.609	pl (al)	88.5	280			vs eth, EtOH

 7591 3-(4-Methyl-3-pentenyl)furan	 7592 3-Methyl-3-penten-1-yne	 7593 3-Methyl-2-pentyl-2-cyclopenten-1-one	 7594 Methyl pentyl ether	 7595 5-Methyl-2-pentylphenol	 7596 Methyl pentyl sulfide		
 7597 Methyl <i>tert</i> -pentyl sulfide	 7598 4-Methyl-1-pentyne	 7599 4-Methyl-2-pentyne	 7600 3-Methyl-1-pentyn-3-ol	 7601 Methyl perfluorooctanoate	 7602 1-Methylphenanthrene	 7603 3-Methylphenanthrene	 7604 4-Methylphenanthrene
 7605 Methylphenidate	 7606 10-Methyl-10 <i>H</i> -phenothiazine	 7607 10-Methyl-10 <i>H</i> -phenothiazine-2-acetic acid	 7608 Methyl phenoxyacetate	 7609 1-Methyl-3-phenoxybenzene	 7610 [(2-Methylphenoxy)methyl]oxirane		
 7611 3-(2-Methylphenoxy)-1,2-propanediol	 7612 <i>N</i> -(2-Methylphenyl)acetamide	 7613 <i>N</i> -(3-Methylphenyl)acetamide	 7614 <i>N</i> -Methyl- <i>N</i> -phenylacetamide	 7615 2-Methylphenyl acetate	 7616 3-Methylphenyl acetate		
 7617 4-Methylphenyl acetate	 7618 Methyl 2-phenylacetate	 7619 2-(Methylphenylamino)ethanol	 7620 2-[(2-Methylphenyl)amino]ethanol	 7621 3-Methyl- <i>N</i> -phenylaniline	 7622 <i>N</i> -(4-Methylphenyl)benzamide		
 7623 <i>N</i> -Methyl- <i>N</i> -phenylbenzenemethanamine	 7624 4-Methyl- α -phenylbenzenemethanol	 7625 α -Methyl- α -phenylbenzenemethanol	 7626 4-Methyl- <i>N</i> -phenylbenzenesulfonamide	 7627 4-Methylphenyl benzoate			
 7628 1-Methyl- <i>N</i> -phenyl- <i>N</i> -benzyl-4-piperidinamine	 7629 Methyl 2-phenylbutanoate	 7630 3-Methyl-1-phenyl-1-butanone	 7631 3-Methyl-4-phenyl-3-butenamide	 7632 Methylphenylcarbamic chloride			

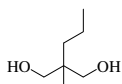
No.	Name	Synonym	Mol. Form.	CAS RN	Mol. Wt.	Physical Form	mp/°C	bp/°C	den g cm ⁻³	n _D	Solubility
7633	1-(2-Methylphenyl)ethanone		C ₉ H ₁₀ O	577-16-2	134.174			212(12)	1.026 ²⁰	1.5276 ²⁰	
7634	1-(3-Methylphenyl)ethanone		C ₉ H ₁₀ O	585-74-0	134.174			224(16)	1.0165 ⁰	1.533 ¹⁵	s EtOH, eth, ace; sl ctc
7635	4-(1-Methyl-1-phenylethyl)-phenol		C ₁₅ H ₁₆ O	599-64-4	212.287	pr (peth)	73.2(0.2)	341.2(0.7)			
7636	<i>N</i> -Methyl- <i>N</i> -phenylformamide		C ₈ H ₉ NO	93-61-8	135.163		14.5	243	1.0948 ²⁰	1.5589 ²⁰	sl H ₂ O, ctc; s EtOH, ace
7637	<i>N</i> -(2-Methylphenyl)formamide		C ₈ H ₉ NO	94-69-9	135.163	lf (al)	62	288	1.086 ⁵⁵		s H ₂ O; vs EtOH
7638	5-Methyl-1-phenyl-1-hexen-3-one		C ₁₃ H ₁₈ O	2892-18-4	188.265	cry	43	154 ²⁵	0.9509 ⁴⁶	1.5523 ²⁵	sl H ₂ O; s EtOH, bz, chl
7639	1-Methyl-1-phenylhydrazine		C ₇ H ₁₀ N ₂	618-40-6	122.167			229.0(0.5)	1.0404 ²⁰	1.5691 ²⁰	sl H ₂ O; msc EtOH, eth, bz, chl
7640	3-Methyl-5-phenyl-2,4-imidazolidinedione	3-Methyl-5-phenylhydantoin	C ₁₀ H ₁₀ N ₂ O ₂	6846-11-3	190.198		164.5				s chl
7641	1-Methyl-6-phenylimidazo[4,5- <i>b</i>]pyridin-2-amine	PhIP	C ₁₃ H ₁₂ N ₄	105650-23-5	224.261	solid	327				
7642	2-[Methyl(phenylmethyl)-amino]ethanol		C ₁₀ H ₁₅ NO	101-98-4	165.232			134 ¹⁴			
7643	4-Methyl- <i>N</i> -(phenylmethylene)aniline		C ₁₄ H ₁₃ N	2272-45-9	195.260	ye cry	35	318			vs ace
7644	3-Methyl-2-phenylmorpholine	Phenmetrazine	C ₁₁ H ₁₅ NO	134-49-6	177.243			139 ¹²			
7645	2-Methyl-2-phenyloxirane		C ₉ H ₁₀ O	2085-88-3	134.174			84 ¹⁷	1.0228 ²⁰	1.5232 ²⁰	
7646	<i>N</i> -(2-Methylphenyl)-3-oxo-butanamide		C ₁₁ H ₁₃ NO ₂	93-68-5	191.227	pr (AcOEt)	107.5				vs bz, EtOH
7647	<i>N</i> -(4-Methylphenyl)-3-oxo-butanamide		C ₁₁ H ₁₃ NO ₂	2415-85-2	191.227	pr (AcOEt)	95				sl H ₂ O, lig; s EtOH, bz
7648	(2-Methylphenyl)phenylmethanone		C ₁₄ H ₁₂ O	131-58-8	196.244		<-18	308	1.1098 ²⁰		i H ₂ O; vs EtOH
7649	(3-Methylphenyl)phenylmethanone		C ₁₄ H ₁₂ O	643-65-2	196.244	oil	2	317	1.095 ²⁰		i H ₂ O; s EtOH, eth, bz, chl, HOAc
7650	(4-Methylphenyl)phenylmethanone		C ₁₄ H ₁₂ O	134-84-9	196.244	mcl pr	54(2)	228 ⁷⁰	0.9926 ⁰		i H ₂ O; s EtOH, lig; s eth, bz, chl
7651	Methyl 3-phenylpropanoate	Methyl dihydrocinnamate	C ₁₀ H ₁₂ O ₂	103-25-3	164.201			238.5	1.0455 ²⁵		i H ₂ O; s EtOH, eth, bz, AcOEt
7652	1-(4-Methylphenyl)-1-propenone		C ₁₀ H ₁₂ O	5337-93-9	148.201		7.2	236	0.9926 ²⁰	1.5278 ²⁰	i H ₂ O; s EtOH, eth, ace, bz, CS ₂
7653	2-Methyl-1-phenyl-1-propenone		C ₁₀ H ₁₂ O	611-70-1	148.201	liq	-0.7	220	0.9863 ¹¹	1.5172 ²⁰	vs eth, EtOH
7654	2-Methyl-3-phenyl-2-propenal		C ₁₀ H ₁₀ O	101-39-3	146.185			251.6(1)	1.0407 ¹⁷	1.6057 ¹⁷	
7655	Methyl 3-phenyl-2-propynoate		C ₁₀ H ₈ O ₂	4891-38-7	160.170		18(1)	158 ⁴⁸	1.0830 ²⁵	1.5618 ²⁵	
7656	3-Methyl-1-phenyl-1 <i>H</i> -pyrazol-5-amine		C ₁₀ H ₁₁ N ₃	1131-18-6	173.214		116	333			s H ₂ O, EtOH, chl; sl bz
7657	2-Methyl-5-phenylpyridine		C ₁₂ H ₁₁ N	3256-88-0	169.222			189 ²⁰	1.0590 ²⁵	1.6055 ²⁵	
7658	5-Methyl-5-phenyl-2,4,6-(1 <i>H</i> ,3 <i>H</i> ,5 <i>H</i>)-pyrimidine-trione	Phenylmethylbarbituric acid	C ₁₁ H ₁₀ N ₂ O ₃	76-94-8	218.208	cry	220				i H ₂ O; s EtOH, eth, alk
7659	1-Methyl-3-phenyl-2,5-pyrrolidinedione	Phensuximide	C ₁₁ H ₁₁ NO ₂	86-34-0	189.211	cry (hot al)	72				vs EtOH, MeOH
7660	Methylphenylsilane		C ₇ H ₁₀ Si	766-08-5	122.240			140	0.8895 ²⁰	1.5058 ²⁰	
7661	Methyl phenyl sulfone		C ₇ H ₈ O ₂ S	3112-85-4	156.203		88(3)				i H ₂ O; s EtOH, bz, chl; sl ctc
7662	1-Methyl-4-(phenylthio)-benzene		C ₁₃ H ₁₂ S	3699-01-2	200.299		15.7	317	1.0986 ²⁵	1.6225 ²⁵	i H ₂ O; s ace, bz
7663	(2-Methylphenyl)thiourea	<i>o</i> -Tolylthiourea	C ₈ H ₁₀ N ₂ S	614-78-8	166.243	nd (dil al, w)	162				vs H ₂ O, EtOH; sl eth
7664	<i>N</i> -Methyl- <i>N'</i> -phenylthiourea		C ₈ H ₁₀ N ₂ S	2724-69-8	166.243	ta, pl	112.5				vs EtOH
7665	Methyl phosphate	Methyl dihydrogen phosphate	CH ₅ O ₄ P	812-00-0	112.022	oil					
7666	Methylphosphine		CH ₃ P	593-54-4	48.025	col gas		-16			vs eth
7667	Methylphosphonic acid		CH ₃ O ₃ P	993-13-5	96.023	hyg pl	108.5	dec			vs H ₂ O, EtOH, eth; i bz, peth
7668	Methylphosphonic difluoride		CH ₃ F ₂ OP	676-99-3	100.005	liq		98	1.3314 ²⁰		
7669	Methylphosphonofluoridic acid, isopropyl ester	Sarin	C ₄ H ₁₀ FO ₂ P	107-44-8	140.093	liq	-57	147	1.10 ²⁰		dec H ₂ O
7670	Methyl phosphorodichloridite	Methyl dichlorophosphite	CH ₃ Cl ₂ OP	3279-26-3	132.914	hyg liq	-91	93	1.406	1.4740 ²⁰	
7671	1-Methylpiperazine		C ₅ H ₁₂ N ₂	109-01-3	100.162			135(5)		1.4378 ²⁰	vs H ₂ O, eth, EtOH
7672	2-Methylpiperazine		C ₅ H ₁₂ N ₂	109-07-9	100.162	hyg lf (al)	62	153			vs H ₂ O; s EtOH, eth, bz, chl

7633
1-(2-Methylphenyl)ethanone7634
1-(3-Methylphenyl)ethanone7635
4-(1-Methyl-1-phenylethyl)phenol7636
N-Methyl-*N*-phenylformamide7637
N-(2-Methylphenyl)formamide7638
5-Methyl-1-phenyl-1-hexen-3-one7639
1-Methyl-1-phenylhydrazine7640
3-Methyl-5-phenyl-2,4-imidazolidinedione7641
1-Methyl-6-phenylimidazo[4,5-*b*]pyridin-2-amine7642
2-[(Methyl(phenylmethyl)amino)ethanol]7643
4-Methyl-*N*-(phenylmethylene)aniline7644
3-Methyl-2-phenylmorpholine7645
2-Methyl-2-phenyloxirane7646
N-(2-Methylphenyl)-3-oxo-butanamide7647
N-(4-Methylphenyl)-3-oxo-butanamide7648
(2-Methylphenyl)phenylmethanone7649
(3-Methylphenyl)phenylmethanone7650
(4-Methylphenyl)phenylmethanone7651
Methyl 3-phenylpropanoate7652
1-(4-Methylphenyl)-1-propanone7653
2-Methyl-1-phenyl-1-propanone7654
2-Methyl-3-phenyl-2-propenal7655
Methyl 3-phenyl-2-propynoate7656
3-Methyl-1-phenyl-1*H*-pyrazol-5-amine7657
2-Methyl-5-phenylpyridine7658
5-Methyl-5-phenyl-2,4,6-(1*H*,3*H*,5*H*)-pyrimidinetrione7659
1-Methyl-3-phenyl-2,5-pyrrolidinedione7660
Methylphenylsilane7661
Methyl phenyl sulfone7662
1-Methyl-4-(phenylthio)benzene7663
(2-Methylphenyl)thiourea7664
N-Methyl-*N*'-phenylthiourea7665
Methyl phosphate7666
Methylphosphine7667
Methylphosphonic acid7668
Methylphosphonic difluoride7669
Methylphosphonofluoridic acid, isopropyl ester7670
Methyl phosphorodichloridite7671
1-Methylpiperazine7672
2-Methylpiperazine

No.	Name	Synonym	Mol. Form.	CAS RN	Mol. Wt.	Physical Form	mp/°C	bp/°C	den g cm ⁻³	n _D	Solubility
7673	1-Methylpiperidine		C ₆ H ₁₃ N	626-67-5	99.174	liq	-102.7	102.2(0.8)	0.8159 ²⁰	1.4355 ²⁰	vs H ₂ O; msc EtOH, eth; s ctc
7674	2-Methylpiperidine, (±)-		C ₆ H ₁₃ N	3000-79-1	99.174	liq	-2.5	118	0.8436 ²⁴	1.4459 ²⁰	vs H ₂ O; s EtOH, eth; sl chl; i dil KOH
7675	3-Methylpiperidine, (±)-		C ₆ H ₁₃ N	53152-98-0	99.174	liq	-27.2(0.3)	125(2)	0.8446 ²⁶	1.4470 ²⁰	vs H ₂ O; sl chl
7676	4-Methylpiperidine		C ₆ H ₁₃ N	626-58-4	99.174			126(6)	0.8674 ²⁵	1.4458 ²⁰	vs H ₂ O; sl chl
7677	1-Methyl-3-piperidinol		C ₆ H ₁₃ NO	3554-74-3	115.173			93 ²⁶	0.9635 ¹⁶	1.4735 ²⁰	
7678	1-Methyl-4-piperidinol		C ₆ H ₁₃ NO	106-52-5	115.173		29	200		1.4775 ²⁰	
7679	1-Methyl-2-piperidinone		C ₆ H ₁₁ NO	931-20-4	113.157			221	1.0263 ²⁵	1.4820 ²⁰	
7680	1-Methyl-4-piperidinone		C ₆ H ₁₁ NO	1445-73-4	113.157			85 ⁴⁵	0.971 ²⁵	1.4580 ²⁵	
7681	Methylprednisolone		C ₂₂ H ₃₀ O ₅	83-43-2	374.470	cry	232				
7682	2-Methylpropanamide		C ₄ H ₉ NO	563-83-7	87.120		127.1(0.4)	217	1.013 ²⁰		s chl
7683	<i>N</i> -Methylpropanamide	<i>N</i> -Methylpropionamide	C ₄ H ₉ NO	1187-58-2	87.120	liq	-30.9	207(3)	0.9305 ²⁵	1.4345 ²⁵	
7684	2-Methyl-1,2-propanediamine		C ₄ H ₁₂ N ₂	811-93-8	88.151			131(3)	0.841 ²⁵	1.4410 ²⁰	s ctc
7685	2-Methyl-1,2-propanediol		C ₄ H ₁₀ O ₂	558-43-0	90.121			177(5)	1.0024 ²⁰	1.4350 ²⁰	vs H ₂ O, eth, EtOH
7686	2-Methyl-1,3-propanediol		C ₄ H ₁₀ O ₂	2163-42-0	90.121	liq	-91	221(4)	1.015 ²⁰	1.4450 ²⁰	
7687	2-Methylpropanenitrile	Isobutyronitrile	C ₄ H ₇ N	78-82-0	69.106	liq	-71.5(0.4)	102(2)	0.7704 ²⁰	1.3720 ²⁰	sl H ₂ O; vs EtOH, eth, ace, chl
7688	2-Methyl-1-propanethiol	Isobutyl mercaptan	C ₄ H ₁₀ S	513-44-0	90.187		-144.84(0.06)	88.5(0.6)	0.8357 ²⁰	1.4387 ²⁰	sl H ₂ O; vs EtOH, eth, ace; s ctc
7689	2-Methyl-2-propanethiol	<i>tert</i> -Butyl mercaptan	C ₄ H ₁₀ S	75-66-1	90.187	liq	1.27(0.06)	64.2(0.1)	0.7943 ²⁵	1.4232 ²⁰	i H ₂ O; s ctc, hp
7690	Methyl propanoate	Methyl propionate	C ₄ H ₈ O ₂	554-12-1	88.106	liq	-87.5(0.5)	78.6(0.2)	0.9150 ²⁰	1.3775 ²⁰	sl H ₂ O; msc EtOH, eth; s ace, ctc
7691	2-Methylpropanoic acid	Isobutyric acid	C ₄ H ₈ O ₂	79-31-2	88.106	liq	-46(1)	154.4(0.2)	0.9681 ²⁰	1.3930 ²⁰	vs H ₂ O; msc EtOH, eth; sl ctc
7692	2-Methylpropanoic anhydride	Isobutyric anhydride	C ₈ H ₁₄ O ₃	97-72-3	158.195	liq	-53.5	183	0.9535 ²⁰	1.4061 ¹⁹	msc eth; s chl
7693	2-Methyl-1-propanol	Isobutyl alcohol	C ₄ H ₁₀ O	78-83-1	74.121	liq	-101.96(0.01)	107.84(0.07)	0.8018 ²⁰	1.3955 ²⁰	s H ₂ O, EtOH, eth, ace, ctc
7694	2-Methyl-2-propanol	<i>tert</i> -Butyl alcohol	C ₄ H ₁₀ O	75-65-0	74.121		25.81(0.04)	82.3(0.1)	0.7887 ²⁰	1.3878 ²⁰	msc H ₂ O, EtOH, eth; s chl
7695	2-Methylpropanoyl chloride	Isobutyric acid chloride	C ₄ H ₇ ClO	79-30-1	106.551	liq	-90.0(0.7)	92(5)		1.4079 ²⁰	s eth
7696	2-Methylpropenal	Methacrolein	C ₄ H ₆ O	78-85-3	70.090			67(5)	0.840 ²⁵	1.4144 ²⁰	msc H ₂ O, EtOH, eth
7697	2-Methyl-2-propenamide		C ₄ H ₇ NO	79-39-0	85.105	cry (bz)	112.0(0.4)				sl eth, chl; s EtOH, CH ₂ Cl ₂
7698	<i>N</i> -Methyl-2-propen-1-amine		C ₄ H ₉ N	627-37-2	71.121			64		1.4065 ²⁰	vs H ₂ O, ace, eth, EtOH
7699	2-Methyl-2-propene-1,1-diol diacetate	Methacrolein diacetate	C ₈ H ₁₂ O ₄	10476-95-6	172.179			191		1.4241 ²⁰	
7700	2-Methyl-1-propene, tetramer		C ₁₆ H ₃₂	15220-85-6	224.425	liq	-98	244	0.7944 ²⁰	1.4482 ²⁰	
7701	2-Methyl-2-propenoic anhydride	Methacrylic acid anhydride	C ₈ H ₁₀ O ₃	760-93-0	154.163			89 ⁵		1.4540 ²⁰	msc EtOH, eth
7702	2-Methyl-2-propenol	Methallyl alcohol	C ₄ H ₈ O	513-42-8	72.106			114.5	0.8515 ²⁰	1.4255 ²⁰	vs H ₂ O; msc EtOH, eth
7703	2-Methyl-2-propenoyl chloride	Methacrylic acid chloride	C ₄ H ₅ ClO	920-46-7	104.535	liq	-60	97(25)	1.0871 ²⁰	1.4435 ²⁰	s eth, ace, chl
7704	<i>cis</i> -(1-Methyl-1-propenyl)-benzene		C ₁₀ H ₁₂	767-99-7	132.202			175(5)	0.9191 ²⁵	1.5402 ²⁵	i H ₂ O; s bz, chl
7705	<i>trans</i> -(1-Methyl-1-propenyl)-benzene		C ₁₀ H ₁₂	768-00-3	132.202	liq	-23.5(0.3)	196(3)	0.9138 ²⁵	1.5425 ²⁰	i H ₂ O; s bz, chl
7706	(2-Methyl-1-propenyl)benzene		C ₁₀ H ₁₂	768-49-0	132.202	liq	-51.0(0.2)	189(3)	0.900 ²⁰	1.5388 ²⁰	
7707	4-(2-Methylpropenyl)-morpholine	1-Morpholinoisobutene	C ₈ H ₁₅ NO	2403-55-6	141.211		120	89 ²⁰		1.4663 ²⁰	
7708	2-(2-Methylpropoxy)ethanol		C ₆ H ₁₄ O ₂	4439-24-1	118.174			155(3)	0.8900 ²⁰	1.4143 ²⁰	
7709	Methylpropylamine	<i>N</i> -Methyl-1-propanamine	C ₄ H ₁₁ N	627-35-0	73.137			63(4)	0.7204 ¹⁷		
7710	1-Methyl-2-propylbenzene		C ₁₀ H ₁₄	1074-17-5	134.218	liq	-60.3(0.2)	185(2)	0.8697 ²⁵	1.4996 ²⁰	
7711	1-Methyl-3-propylbenzene		C ₁₀ H ₁₄	1074-43-7	134.218	liq	-82.5(0.2)	182(2)	0.8569 ²⁵	1.4935 ²⁰	
7712	1-Methyl-4-propylbenzene		C ₁₀ H ₁₄	1074-55-1	134.218	liq	-63.7(0.2)	183(2)	0.8544 ²⁵	1.4922 ²⁰	i H ₂ O; s EtOH, eth
7713	<i>cis</i> -1-Methyl-2-propylcyclopentane		C ₉ H ₁₈	932-43-4	126.239	liq	-104.9(0.7)	152.6	0.7881 ²⁵	1.4343 ²⁰	
7714	<i>trans</i> -1-Methyl-2-propylcyclopentane		C ₉ H ₁₈	932-44-5	126.239	liq	-123(2)	147(16)	0.7735 ²⁵	1.4274 ²⁰	
7715	Methyl propyl disulfide		C ₄ H ₁₀ S ₂	2179-60-4	122.252	liq		70 ⁴³	0.980	1.5080 ²⁰	
7716	Methyl propyl ether	1-Methoxypropane	C ₄ H ₁₀ O	557-17-5	74.121			38.5(1)	0.7356 ¹³	1.3579 ²⁵	s H ₂ O, ace; msc EtOH, eth
7717	1-Methyl-2-propylpiperidine, (S)-	Methylconiine	C ₉ H ₁₉ N	35305-13-6	141.254			174	0.8326 ²²	1.4538 ¹²	vs ace, EtOH

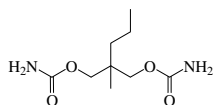
 7673 1-Methylpiperidine	 7674 2-Methylpiperidine, (±)-	 7675 3-Methylpiperidine, (±)-	 7676 4-Methylpiperidine	 7677 1-Methyl-3-piperidinol	 7678 1-Methyl-4-piperidinol	 7679 1-Methyl-2-piperidinone	 7680 1-Methyl-4-piperidinone						
 7681 Methylprednisolone								 7682 2-Methylpropanamide	 7683 <i>N</i> -Methylpropanamide	 7684 2-Methyl-1,2-propanediamine	 7685 2-Methyl-1,2-propanediol	 7686 2-Methyl-1,3-propanediol	 7687 2-Methylpropanenitrile
 7688 2-Methyl-1-propanethiol	 7689 2-Methyl-2-propanethiol	 7690 Methyl propanoate	 7691 2-Methylpropanoic acid	 7692 2-Methylpropanoic anhydride	 7693 2-Methyl-1-propanol	 7694 2-Methyl-2-propanol	 7695 2-Methylpropanoyl chloride						
 7696 2-Methylpropenal	 7697 2-Methyl-2-propenamide	 7698 <i>N</i> -Methyl-2-propen-1-amine	 7699 2-Methyl-2-propene-1,1-diol diacetate	 7700 2-Methyl-1-propene, tetramer	 7701 2-Methyl-2-propenoic anhydride								
 7702 2-Methyl-2-propenol	 7703 2-Methyl-2-propenoyl chloride	 7704 <i>cis</i> -(1-Methyl-1-propenyl)benzene	 7705 <i>trans</i> -(1-Methyl-1-propenyl)benzene	 7706 (2-Methyl-1-propenyl)benzene	 7707 4-(2-Methylpropenyl)morpholine								
 7708 2-(2-Methylpropoxy)ethanol	 7709 Methylpropylamine	 7710 1-Methyl-2-propylbenzene	 7711 1-Methyl-3-propylbenzene	 7712 1-Methyl-4-propylbenzene	 7713 <i>cis</i> -1-Methyl-2-propylcyclopentane								
 7714 <i>trans</i> -1-Methyl-2-propylcyclopentane	 7715 Methyl propyl disulfide	 7716 Methyl propyl ether	 7717 1-Methyl-2-propylpiperidine, (<i>S</i>)-										

No.	Name	Synonym	Mol. Form.	CAS RN	Mol. Wt.	Physical Form	mp/°C	bp/°C	den g cm ⁻³	<i>n</i> _D	Solubility
7718	2-Methyl-2-propyl-1,3-propanediol		C ₇ H ₁₆ O ₂	78-26-2	132.201	cry (hx)	62.5	234			s H ₂ O, hx; sl chl
7719	2-Methyl-2-propyl-1,3-propanediol dicarbamate	Meprobamate	C ₉ H ₁₈ N ₂ O ₄	57-53-4	218.250	cry (w)	105(3)				vs bz, eth, EtOH
7720	Methyl propyl sulfide		C ₄ H ₁₀ S	3877-15-4	90.187	liq	-112.96(0.06)	95.5(0.7)	0.8424 ²⁰	1.4442 ²⁰	s H ₂ O, EtOH, eth, ace
7721	<i>N</i> -Methyl-2-propyn-1-amine		C ₄ H ₇ N	35161-71-8	69.106			83	0.819 ²⁵	1.4332 ²⁰	
7722	<i>N</i> -Methyl- <i>N</i> -2-propynylbenzenemethanamine	Pargyline	C ₁₁ H ₁₃ N	555-57-7	159.228			96 ¹¹	0.944 ²⁵	1.5213 ²⁰	
7723	3-Methylpyrazinamine	2-Amino-3-methylpyrazine	C ₅ H ₇ N ₃	19838-08-5	109.130	nd (hx/ AcOEt)	174				
7724	2-Methylpyrazine		C ₅ H ₆ N ₂	109-08-0	94.115	liq	-29	129(4)	1.03 ²⁰	1.5042 ²⁰	msc H ₂ O, EtOH, eth; s ace; sl ctc
7725	1-Methyl-1 <i>H</i> -pyrazole		C ₄ H ₆ N ₂	930-36-9	82.104			127	0.9929 ¹³	1.4787 ¹³	
7726	3-Methyl-1 <i>H</i> -pyrazole		C ₄ H ₆ N ₂	1453-58-3	82.104		36.5	204	1.0203 ¹⁶	1.4915 ²⁰	msc H ₂ O, EtOH, eth
7727	4-Methyl-1 <i>H</i> -pyrazole	Fomepizole	C ₄ H ₆ N ₂	7554-65-6	82.104			206	1.015 ²⁰		
7728	3-Methyl-2-pyrazolin-5-one		C ₄ H ₆ N ₂ O	108-26-9	98.103		215				vs H ₂ O; sl EtOH
7729	1-Methylpyrene		C ₁₇ H ₁₂	2381-21-7	216.277		74(2)	410			
7730	2-Methylpyrene		C ₁₇ H ₁₂	3442-78-2	216.277	fl (EtOH)	143	409.8			
7731	3-Methylpyridazine	3-Methyl-1,2-diazine	C ₅ H ₆ N ₂	1632-76-4	94.115		184	214	1.0450 ²⁶	1.5145 ²⁰	
7732	3-Methyl-2-pyridinamine	2-Amino-3-picoline	C ₆ H ₈ N ₂	1603-40-3	108.141	hyg	33.5	222.8(0.5)			vs H ₂ O; s EtOH, eth, ace, bz, ctc; sl lig
7733	4-Methyl-2-pyridinamine	2-Amino-4-picoline	C ₆ H ₈ N ₂	695-34-1	108.141	lf or pl (lig)	100	116 ¹¹			vs H ₂ O; s EtOH, eth, ace, bz; i lig; sl chl
7734	5-Methyl-2-pyridinamine		C ₆ H ₈ N ₂	1603-41-4	108.141		77.3(0.2)	227			
7735	6-Methyl-2-pyridinamine	2-Amino-6-picoline	C ₆ H ₈ N ₂	1824-81-3	108.141	hyg (lig)	41	208.5			vs H ₂ O; s EtOH, eth, ace, bz, lig
7736	<i>N</i> -Methyl-2-pyridinamine		C ₆ H ₈ N ₂	4597-87-9	108.141		15	202(7)	1.048 ²⁹		s H ₂ O, bz; vs EtOH, eth, HOAc
7737	<i>N</i> -Methyl-4-pyridinamine		C ₆ H ₈ N ₂	1121-58-0	108.141	pl (eth)	118.8				vs H ₂ O, ace, eth, EtOH
7738	2-Methylpyridine	2-Picoline	C ₆ H ₇ N	109-06-8	93.127	liq	-66.65(0.03)	129.4(0.2)	0.9443 ²⁰	1.4957 ²⁰	vs H ₂ O, ace; msc EtOH, eth; s ctc
7739	3-Methylpyridine	3-Picoline	C ₆ H ₇ N	108-99-6	93.127	liq	-18.1(0.3)	144.1(0.1)	0.9566 ²⁰	1.5040 ²⁰	msc H ₂ O, EtOH, eth; vs ace; s ctc
7740	4-Methylpyridine	4-Picoline	C ₆ H ₇ N	108-89-4	93.127	liq	3.68(0.02)	145.3(0.1)	0.9548 ²⁰	1.5037 ²⁰	msc H ₂ O, EtOH, eth; s ace, ctc
7741	6-Methyl-2-pyridinecarboxaldehyde		C ₇ H ₇ NO	1122-72-1	121.137		32	77 ¹²			
7742	Methyl 3-pyridinecarboxylate	Methyl nicotinate	C ₇ H ₇ NO ₂	93-60-7	137.137	cry	39.5(0.4)	204			s H ₂ O, EtOH, bz
7743	Methyl 4-pyridinecarboxylate	Methyl isonicotinate	C ₇ H ₇ NO ₂	2459-09-8	137.137		10.2(0.9)	209(3)	1.1599 ²⁰	1.5135 ²⁰	sl H ₂ O, ctc; s EtOH, eth, bz
7744	2-Methylpyridine-1-oxide		C ₆ H ₇ NO	931-19-1	109.126		49.8(0.5)	260			
7745	3-Methylpyridine-1-oxide		C ₆ H ₇ NO	1003-73-2	109.126		41.0(0.5)	148 ¹⁵			s chl
7746	4-Methylpyridine-1-oxide		C ₆ H ₇ NO	1003-67-4	109.126		185.8				
7747	1-Methyl-2(1 <i>H</i>)-pyridinone		C ₆ H ₇ NO	694-85-9	109.126	nd	31	253(13)	1.1120 ²⁰		msc H ₂ O; sl peth, lig
7748	1-(6-Methyl-3-pyridinyl)-ethanone		C ₈ H ₉ NO	36357-38-7	135.163		17.6	144 ⁵⁰	1.0168 ²⁵	1.5302 ²⁵	vs H ₂ O
7749	4-Methyl-2-pyrimidinamine		C ₅ H ₇ N ₃	108-52-1	109.130	pl (w), nd (sub)	160.3	sub			s H ₂ O, EtOH; sl chl
7750	2-Methylpyrimidine	2-Methyl-1,3-diazine	C ₅ H ₆ N ₂	5053-43-0	94.115	liq	-4	138			msc H ₂ O
7751	4-Methylpyrimidine	4-Methyl-1,3-diazine	C ₅ H ₆ N ₂	3438-46-8	94.115		32	142	1.030 ¹⁶	1.500 ²⁰	msc H ₂ O
7752	5-Methylpyrimidine	5-Methyl-1,3-diazine	C ₅ H ₆ N ₂	2036-41-1	94.115		30.5	153			vs H ₂ O
7753	6-Methyl-2,4(1 <i>H</i> ,3 <i>H</i>)-pyrimidinedione	6-Methyluracil	C ₅ H ₆ N ₂ O ₂	626-48-2	126.114	oct pr or nd (w, al)	275 dec				s H ₂ O, EtOH; sl eth, tfa; vs NH ₃
7754	1-Methylpyrrole		C ₅ H ₇ N	96-54-8	81.117	liq	-56.23(0.01)	112.7(0.2)	0.9145 ¹⁵	1.4875 ²⁰	i H ₂ O; msc EtOH, eth
7755	2-Methylpyrrole		C ₅ H ₇ N	636-41-9	81.117	liq	-35.6(0.4)	148(4)	0.9446 ¹⁵	1.5035 ¹⁶	i H ₂ O; msc EtOH, eth
7756	3-Methylpyrrole		C ₅ H ₇ N	616-43-3	81.117	liq	-48.4	143(4)		1.4970 ²⁰	msc EtOH, eth
7757	<i>N</i> -Methylpyrrolidine		C ₅ H ₁₁ N	120-94-5	85.148			206.1(0.3)	0.8188 ²⁰	1.4247 ²⁰	vs H ₂ O, eth



7718

2-Methyl-2-propyl-1,3-propanediol



7719

2-Methyl-2-propyl-1,3-propanediol dicarbamate



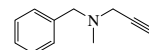
7720

Methyl propyl sulfide



7721

N-Methyl-2-propyn-1-amine



7722

N-Methyl-N-2-propynylbenzenemethanamine



7723

3-Methylpyrazinamine



7724

2-Methylpyrazine



7725

1-Methyl-1H-pyrazole



7726

3-Methyl-1H-pyrazole



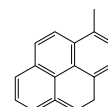
7727

4-Methyl-1H-pyrazole



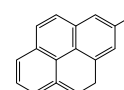
7728

3-Methyl-2-pyrazolin-5-one



7729

1-Methylpyrene



7730

2-Methylpyrene



7731

3-Methylpyridazine



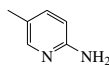
7732

3-Methyl-2-pyridinamine



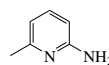
7733

4-Methyl-2-pyridinamine



7734

5-Methyl-2-pyridinamine



7735

6-Methyl-2-pyridinamine



7736

N-Methyl-2-pyridinamine



7737

N-Methyl-4-pyridinamine



7738

2-Methylpyridine



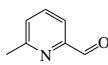
7739

3-Methylpyridine



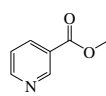
7740

4-Methylpyridine



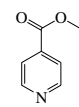
7741

6-Methyl-2-pyridinecarboxaldehyde



7742

Methyl 3-pyridinecarboxylate



7743

Methyl 4-pyridinecarboxylate



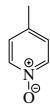
7744

2-Methylpyridine-1-oxide



7745

3-Methylpyridine-1-oxide



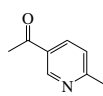
7746

4-Methylpyridine-1-oxide



7747

1-Methyl-2(1H)-pyridinone



7748

1-(6-Methyl-3-pyridinyl)ethanone



7749

4-Methyl-2-pyrimidinamine



7750

2-Methylpyrimidine



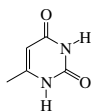
7751

4-Methylpyrimidine



7752

5-Methylpyrimidine



7753

6-Methyl-2,4(1H,3H)-pyrimidinedione



7754

1-Methylpyrrole



7755

2-Methylpyrrole



7756

3-Methylpyrrole



7757

N-Methylpyrrolidine

No.	Name	Synonym	Mol. Form.	CAS RN	Mol. Wt.	Physical Form	mp/°C	bp/°C	den g cm ⁻³	n _D	Solubility
7758	1-Methyl-2,5-pyrrolidinedione		C ₅ H ₇ NO ₂	1121-07-9	113.116	nd (eth- peth, al, ace)	71	234			s H ₂ O, EtOH; vs eth
7759	<i>N</i> -Methyl-2-pyrrolidinethione		C ₅ H ₉ NS	10441-57-3	115.197	oil		100 ^{0.08}			
7760	5-Methyl-2-pyrrolidinone		C ₅ H ₉ NO	108-27-0	99.131		43	248	1.0458 ²⁰		
7761	1-(1-Methyl-2-pyrrolidinyl)-2-propanone, (<i>R</i>)-	Hygrine	C ₈ H ₁₃ NO	496-49-1	141.211			76.5 ¹¹		1.4555 ²⁰	vs EtOH, chl
7762	3-(1-Methyl-2-pyrrolidinyl)-pyridine, (±)-		C ₁₀ H ₁₄ N ₂	22083-74-5	162.231			244	1.0082 ²⁰	1.5289 ²⁰	msc H ₂ O; vs EtOH, eth, chl; s lig
7763	<i>N</i> -Methyl-2-pyrrolidinone	1-Methyl-2-pyrrolidinone	C ₅ H ₉ NO	872-50-4	99.131	liq	-24.0(0.6)	204.2(0.3)	1.0230 ²⁵	1.4684 ²⁰	vs H ₂ O; s eth, ace, chl
7764	1-(1-Methyl-1 <i>H</i> -pyrrol-2-yl)-ethanone		C ₇ H ₉ NO	932-16-1	123.152			201 ²⁵²	1.0445 ¹⁵	1.5403 ¹⁵	s EtOH, bz, chl
7765	6-Methyl-8-quinolinamine	8-Amino-6-methylquinoline	C ₁₀ H ₁₀ N ₂	68420-93-9	158.199	nd	73	sub			vs ace, bz, eth, EtOH
7766	2-Methylquinoline	Quinaldine	C ₁₀ H ₉ N	91-63-4	143.185	col oily liq	-2.67(0.05)	247.4(0.4)	1.06 ²⁵	1.6116 ²⁰	sl H ₂ O; s EtOH, eth, ace, ctc, chl
7767	3-Methylquinoline		C ₁₀ H ₉ N	612-58-8	143.185	pr	16.5	251(7)	1.0673 ²⁰	1.6171 ²⁰	vs ace, eth, EtOH
7768	4-Methylquinoline	Lepidine	C ₁₀ H ₉ N	491-35-0	143.185	col oily liq	9.5(0.3)	266(2)	1.083 ²⁰	1.6200 ²⁰	sl H ₂ O; s EtOH, eth, ace; i alk
7769	5-Methylquinoline		C ₁₀ H ₉ N	7661-55-4	143.185	col cry	19	257(5)	1.0832 ²⁰	1.6219 ²⁰	sl H ₂ O; s ace; msc EtOH, eth
7770	6-Methylquinoline		C ₁₀ H ₉ N	91-62-3	143.185	col oily liq	-22	265(1)	1.0654 ²⁰	1.6157 ²⁰	sl H ₂ O; s EtOH, eth, ace
7771	7-Methylquinoline	<i>m</i> -Toluquinoline	C ₁₀ H ₉ N	612-60-2	143.185	ye cry	39(2)	258(1)	1.0609 ²⁰	1.6150 ²⁰	sl H ₂ O; s EtOH, eth, ace
7772	8-Methylquinoline		C ₁₀ H ₉ N	611-32-5	143.185	col liq	-80	247.4(0.7)	1.0719 ²⁰	1.6164 ²⁰	sl H ₂ O; s ace; msc EtOH, eth
7773	2-Methyl-8-quinolinol		C ₁₀ H ₉ NO	826-81-3	159.184		73.8	267			i H ₂ O; s EtOH, eth, bz, ctc
7774	1-Methyl-2(1 <i>H</i>)-quinolinone		C ₁₀ H ₉ NO	606-43-9	159.184	nd (lig)	74	325			sl H ₂ O, lig; s EtOH, eth, ace; vs bz
7775	1-Methyl-4(1 <i>H</i>)-quinolinone	Echinopsine	C ₁₀ H ₉ NO	83-54-5	159.184	α-nd (bz); β-cry (al)	152				s H ₂ O; vs EtOH, bz, chl; sl eth
7776	2-Methylquinoxaline		C ₉ H ₈ N ₂	7251-61-8	144.173	ye cry	180.5	244			msc H ₂ O, eth, ace, bz; vs EtOH; s ctc
7777	Methyl Red	Benzoic acid, 2-[[4-(dimethyl-amino)phenyl]azo]-	C ₁₅ H ₁₅ N ₃ O ₂	493-52-7	269.299	viol or red pr (to, bz)	183				sl H ₂ O, lig; s EtOH; vs ace, bz, chl
7778	Methyl β- <i>D</i> -ribofuranoside		C ₆ H ₁₂ O ₅	7473-45-2	164.156		80				
7779	Methyl salicylate	Methyl 2-hydroxybenzoate	C ₈ H ₈ O ₃	119-36-8	152.148	liq	-8.5(0.5)	222.6(0.5)	1.181 ²⁵	1.535 ²⁰	sl H ₂ O; vs eth, EtOH, chl
7780	Methylsilane		CH ₄ Si	992-94-9	46.145	col gas	-156.5	-57.5			
7781	Methyl silyl ether		CH ₃ OSi	2171-96-2	62.144	col gas	-98.5	-21			
7782	Methylstannane		CH ₃ Sn	1631-78-3	136.769	col gas		1.4			dec H ₂ O
7783	Methyl stearate		C ₁₉ H ₃₈ O ₂	112-61-8	298.504		38.7(0.6)	353(8)	0.8498 ⁴⁰	1.4367 ⁴⁰	vs eth, chl
7784	2-Methylstyrene		C ₉ H ₁₀	611-15-4	118.175	liq	-68.5(0.3)	170(1)	0.9077 ²⁵	1.5437 ²⁰	i H ₂ O; s bz, chl
7785	3-Methylstyrene		C ₉ H ₁₀	100-80-1	118.175	liq	-86.3(0.3)	170(1)	0.9076 ²⁵	1.5411 ²⁰	i H ₂ O; s EtOH, eth, bz
7786	4-Methylstyrene		C ₉ H ₁₀	622-97-9	118.175	liq	-37.8(0.4)	172(1)	0.9173 ²⁵	1.5420	i H ₂ O; s bz
7787	Methylsuccinic acid		C ₅ H ₈ O ₄	636-60-2	132.116	pr	114(4)	dec	1.4200 ⁰	1.4303	vs H ₂ O, EtOH, MeOH; s eth; sl chl
7788	Methyl sulfate		CH ₃ O ₄ S	75-93-4	112.106		<-30	135 dec			vs H ₂ O, eth, EtOH
7789	(Methylsulfinyl)benzene		C ₇ H ₈ OS	1193-82-4	140.203		32.0	263.5		1.5885 ²⁰	
7790	1-(Methylsulfinyl)decane	Decyl methyl sulfoxide	C ₁₁ H ₂₄ OS	3079-28-5	204.373	cry	52.5				
7791	3-Methyl sulfolane		C ₅ H ₁₀ O ₂ S	872-93-5	134.197		1	277(13)	1.188 ²⁵	1.4772 ²⁰	
7792	(Methylsulfonyl)ethene		C ₃ H ₆ O ₂ S	3680-02-2	106.144			122 ²⁴	1.2117 ²⁰	1.4636 ²⁰	s eth, ace
7793	Methyl terephthalate	Methyl 1,4-benzenedicarboxylate	C ₉ H ₈ O ₄	1679-64-7	180.158	nd (w)	219.4(0.4)				
7794	17-Methyltestosterone	17-Hydroxy-17-methylandroster-4-en-3-one, (17β)	C ₂₀ H ₃₀ O ₂	58-18-4	302.451		163.5				vs eth, EtOH
7795	Methyl tetradecanoate		C ₁₅ H ₃₀ O ₂	124-10-7	242.398		19.0(0.5)	295(10)	0.8671 ²⁰	1.425 ⁴⁵	i H ₂ O; msc EtOH, eth, ace, bz, chl, ctc
7796	5- <i>N</i> -Methyl-5,6,7,8-tetrahydrofolic acid		C ₂₀ H ₂₅ N ₇ O ₆	134-35-0	459.456	cry (w)					



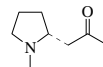
7758
1-Methyl-2,5-pyrrolidinedione



7759
N-Methyl-2-pyrrolidinethione



7760
5-Methyl-2-pyrrolidinone



7761
1-(1-Methyl-2-pyrrolidinyl)-2-propanone, (R)-



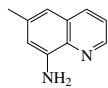
7762
3-(1-Methyl-2-pyrrolidinyl)pyridine, (±)-



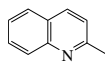
7763
N-Methyl-2-pyrrolidinone



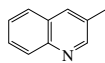
7764
1-(1-Methyl-1H-pyrrol-2-yl)ethanone



7765
6-Methyl-8-quinolinamine



7766
2-Methylquinoline



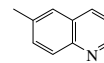
7767
3-Methylquinoline



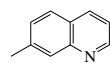
7768
4-Methylquinoline



7769
5-Methylquinoline



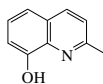
7770
6-Methylquinoline



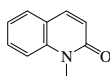
7771
7-Methylquinoline



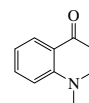
7772
8-Methylquinoline



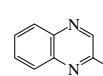
7773
2-Methyl-8-quinolinol



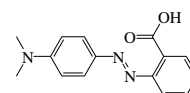
7774
1-Methyl-2(1H)-quinolinone



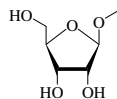
7775
1-Methyl-4(1H)-quinolinone



7776
2-Methylquinoxaline



7777
Methyl Red



7778
Methyl β-D-ribofuranoside



7779
Methyl salicylate



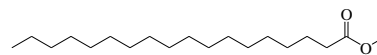
7780
Methylsilane



7781
Methyl silyl ether



7782
Methylstannane



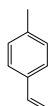
7783
Methyl stearate



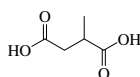
7784
2-Methylstyrene



7785
3-Methylstyrene



7786
4-Methylstyrene



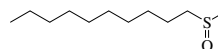
7787
Methylsuccinic acid



7788
Methyl sulfate



7789
(Methylsulfinyl)benzene



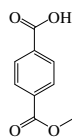
7790
1-(Methylsulfinyl)decane



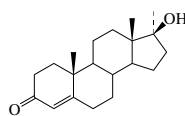
7791
3-Methyl sulfolane



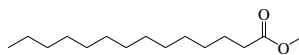
7792
(Methylsulfonyl)ethene



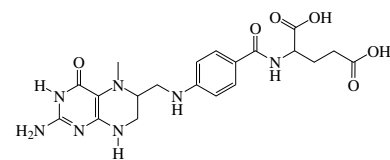
7793
Methyl terephthalate



7794
17-Methyltestosterone



7795
Methyl tetradecanoate

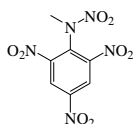


7796
5-N-Methyl-5,6,7,8-tetrahydrofolic acid

No.	Name	Synonym	Mol. Form.	CAS RN	Mol. Wt.	Physical Form	mp/°C	bp/°C	den g cm ⁻³	n _D	Solubility
7797	2-Methyltetrahydrofuran	2-Methyloxolane	C ₅ H ₁₀ O	96-47-9	86.132			80(1)	0.8552 ²⁰	1.4059 ²¹	s H ₂ O; vs EtOH, eth, ace, bz; sl ctc
7798	<i>N</i> -Methyl- <i>N</i> ,2,4,6-tetra-nitroaniline	Tetryl	C ₇ H ₅ N ₅ O ₈	479-45-8	287.144	ye pr (al)	128(3)	exp	1.57 ¹⁰		i H ₂ O; sl EtOH, eth, chl; s ace, bz, py
7799	4-Methyl-2-thiazolamine	2-Amino-4-methylthiazole	C ₄ H ₆ N ₂ S	1603-91-4	114.169		45.5	125 ²⁰			vs H ₂ O, EtOH, eth
7800	2-Methylthiazole		C ₄ H ₅ NS	3581-87-1	99.155			128.77(0.05)		1.510	msc H ₂ O; s EtOH, ace
7801	4-Methylthiazole		C ₄ H ₅ NS	693-95-8	99.155			133.2(0.2)	1.112 ²⁵		s H ₂ O, EtOH, eth
7802	4-Methyl-5-thiazoleethanol		C ₆ H ₉ NOS	137-00-8	143.206	col to pa ye		135 ⁷	1.196 ²⁴		vs H ₂ O; s EtOH, eth, bz, chl
7803	4-Methyl-2-(3 <i>H</i>)-thiazolethione		C ₄ H ₅ NS ₂	5685-06-3	131.220	ye cry (dil al)	89.3	188 ³			vs EtOH
7804	Methylthiirane		C ₃ H ₆ S	1072-43-1	74.145	liq	-91	72.5	0.941 ²⁰	1.472 ²⁰	s chl
7805	(Methylthio)acetic acid		C ₃ H ₆ O ₂ S	2444-37-3	106.144		13.0	130 ²⁷	1.221 ²⁰	1.495 ²⁰	
7806	2-(Methylthio)aniline		C ₇ H ₈ NS	2987-53-3	139.218			234	1.111 ²⁵	1.6239 ²⁰	
7807	4-(Methylthio)aniline		C ₇ H ₈ NS	104-96-1	139.218			272.5	1.1379 ²⁰	1.6395 ²⁰	s EtOH, eth, ace, bz
7808	(Methylthio)benzene	Methyl phenyl sulfide	C ₇ H ₈ S	100-68-5	124.204			194.3(0.2)	1.0579 ²⁰	1.5868 ²⁰	i H ₂ O; s EtOH; vs ace
7809	2-(Methylthio)benzothiazole		C ₈ H ₇ NS ₂	615-22-5	181.279	pr (dil al)	52	174 ²²			s EtOH, chl
7810	Methyl thiocyanate		C ₂ H ₃ NS	556-64-9	73.117	col liq	-2.5	132.9	1.0678 ²⁵	1.4669 ²⁵	sl H ₂ O; msc EtOH, eth; s ctc
7811	2-(Methylthio)ethanol		C ₃ H ₈ OS	5271-38-5	92.160			70 ²⁰	1.063 ²⁰	1.4861 ³⁰	vs H ₂ O, eth, EtOH
7812	(Methylthio)ethene	Methyl vinyl sulfide	C ₃ H ₆ S	1822-74-8	74.145			69(3)	0.9026 ²⁰	1.4837 ²⁰	s eth, ace, chl
7813	[(Methylthio)methyl]benzene		C ₈ H ₁₀ S	766-92-7	138.230	liq	-30	214(10)	1.0274 ²⁰	1.5620 ²⁰	
7814	4-(Methylthio)-2-oxobutanoic acid		C ₅ H ₈ O ₃ S	583-92-6	148.181	oil					
7815	2-Methylthiophene		C ₅ H ₆ S	554-14-3	98.167	liq	-63.3(0.2)	112.5(0.4)	1.0193 ²⁰	1.5203 ²⁰	i H ₂ O; msc EtOH, eth, ace, bz, hp, ctc
7816	3-Methylthiophene		C ₅ H ₆ S	616-44-4	98.167	liq	-68.91(0.06)	115.4(0.4)	1.0218 ²⁰	1.5204 ²⁰	i H ₂ O; msc EtOH, eth, ace, bz; vs chl
7817	5-Methyl-2-thiophenecarbox-aldehyde		C ₆ H ₆ OS	13679-70-4	126.176			114 ²⁵		1.5825 ²⁰	s chl
7818	4-(Methylthio)phenol		C ₇ H ₈ OS	1073-72-9	140.203		84	154 ²⁰			
7819	3-(Methylthio)propanal		C ₄ H ₈ OS	3268-49-3	104.171			62 ¹¹			
7820	3-(Methylthio)propanoic acid	<i>S</i> -Methylpropiothetin	C ₄ H ₈ O ₂ S	646-01-5	120.171	ye oil or fl (hx)	21	132 ¹³			
7821	3-(Methylthio)-1-propene		C ₄ H ₆ S	10152-76-8	88.172			94(18)	0.8767 ²⁰	1.4714 ²⁰	
7822	<i>N</i> -Methylthiosemicarbazide	<i>N</i> -Methylhydrazinecarbothio-amide	C ₂ H ₇ N ₃ S	6610-29-3	105.162		136.5				s H ₂ O, EtOH, DMSO; i eth, bz, lig
7823	Methylthiouracil		C ₅ H ₆ N ₂ OS	56-04-2	142.179		330 dec	sub			i H ₂ O; sl EtOH, eth, MeOH, bz
7824	Methylthiourea		C ₂ H ₆ N ₂ S	598-52-7	90.147	pr (EtOH)	119.2(0.4)				vs H ₂ O, EtOH; sl eth; s ace
7825	1-Methylthymine	1,5-Dimethyl-2,4(1 <i>H</i> ,3 <i>H</i>)-pyrimidinedione	C ₆ H ₈ N ₂ O ₂	4160-72-9	140.140	nd (w)	295				s H ₂ O
7826	Methylthymol blue, sodium salt		C ₃₇ H ₄₀ N ₂ O ₁₃ Na ₄ S	1945-77-3	844.743	bl-viol cry					s H ₂ O
7827	Methyl 4-toluenesulfonate		C ₈ H ₁₀ O ₃ S	80-48-8	186.228		24.1(0.2)	292	1.2087 ⁴⁰		i H ₂ O; vs EtOH, bz; s eth, ctc; sl lig
7828	Methyltriacetoxysilane	Methylsilanetriol, triacetate	C ₇ H ₁₂ O ₆ Si	4253-34-3	220.252		40.5	111 ¹⁷	1.1750 ²⁰	1.4083 ²⁰	
7829	6-Methyl-1,2,4-triazine-3,5(2 <i>H</i> ,4 <i>H</i>)-dione	6-Azathymine	C ₄ H ₅ N ₃ O ₂	932-53-6	127.102	cry (w)	211				s H ₂ O, EtOH, ace
7830	5-Methyl-[1,2,4]triazolo[1,5- <i>a</i>]pyrimidin-7-ol		C ₆ H ₆ N ₄ O	2503-56-2	150.138		>245				
7831	Methyl trichloroacetate		C ₃ H ₅ Cl ₃ O ₂	598-99-2	177.414	liq	-17.5(0.4)	152(8)	1.4874 ²⁰	1.4572 ²⁰	i H ₂ O; vs EtOH, eth; s ctc
7832	Methyltrichlorosilane	Trichloromethylsilane	CH ₃ Cl ₃ Si	75-79-6	149.480	liq	-75.77(0.05)	66(2)	1.273 ²⁰	1.4106 ²⁰	dec H ₂ O, EtOH
7833	Methyl tridecanoate		C ₁₄ H ₂₈ O ₂	1731-88-0	228.371		5.9(0.7)	92 ¹		1.4405 ²⁰	msc EtOH; s ctc
7834	Methyltriethyllead	Triethylmethylplumbane	C ₇ H ₁₄ Pb	1762-28-3	309.4	col liq		70 ¹⁶	1.71 ²⁰		
7835	Methyl trifluoroacetate		C ₃ H ₅ F ₃ O ₂	431-47-0	128.050			43(5)	1.28 ²⁰		
7836	Methyl trifluoromethyl ether	HFE-143a	C ₂ H ₃ F ₃ O	421-14-7	100.039	col gas	-149.1(1)	-25.2(0.7)			
7837	Methyl 3,4,5-trihydroxybenzoate		C ₈ H ₈ O ₅	99-24-1	184.147	mcl pr (MeOH)	202				sl H ₂ O; vs EtOH, MeOH



7797
2-Methyltetrahydrofuran



7798
N-Methyl-*N*,2,4,6-tetranitroaniline



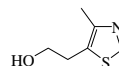
7799
4-Methyl-2-thiazolamine



7800
2-Methylthiazole



7801
4-Methylthiazole



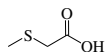
7802
4-Methyl-5-thiazoleethanol



7803
4-Methyl-2-(3*H*)-thiazolethione



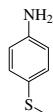
7804
Methylthirane



7805
(Methylthio)acetic acid



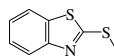
7806
2-(Methylthio)aniline



7807
4-(Methylthio)aniline



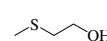
7808
(Methylthio)benzene



7809
2-(Methylthio)benzothiazole



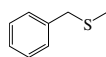
7810
Methyl thiocyanate



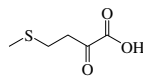
7811
2-(Methylthio)ethanol



7812
(Methylthio)ethene



7813
[(Methylthio)methyl]benzene



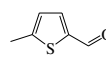
7814
4-(Methylthio)-2-oxobutanoic acid



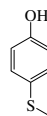
7815
2-Methylthiophene



7816
3-Methylthiophene



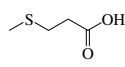
7817
5-Methyl-2-thiophenecarboxaldehyde



7818
4-(Methylthio)phenol



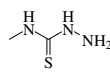
7819
3-(Methylthio)propanal



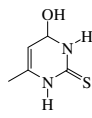
7820
3-(Methylthio)propanoic acid



7821
3-(Methylthio)-1-propene



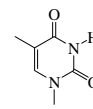
7822
N-Methylthiosemicarbazide



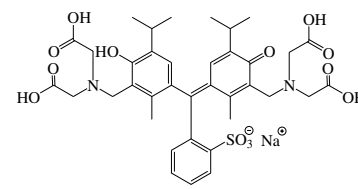
7823
Methylthiouracil



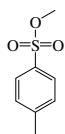
7824
Methylthiourea



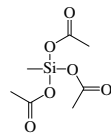
7825
1-Methylthymine



7826
Methylthymol blue, sodium salt



7827
Methyl 4-toluenesulfonate



7828
Methyltriacetoxysilane



7829
6-Methyl-1,2,4-triazine-3,5-(2*H*,4*H*)-dione



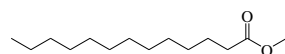
7830
5-Methyl-[1,2,4]triazolo[1,5-*a*]pyrimidin-7-ol



7831
Methyl trichloroacetate



7832
Methyltrichlorosilane



7833
Methyl tridecanoate



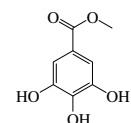
7834
Methyltriethyllead



7835
Methyl trifluoroacetate

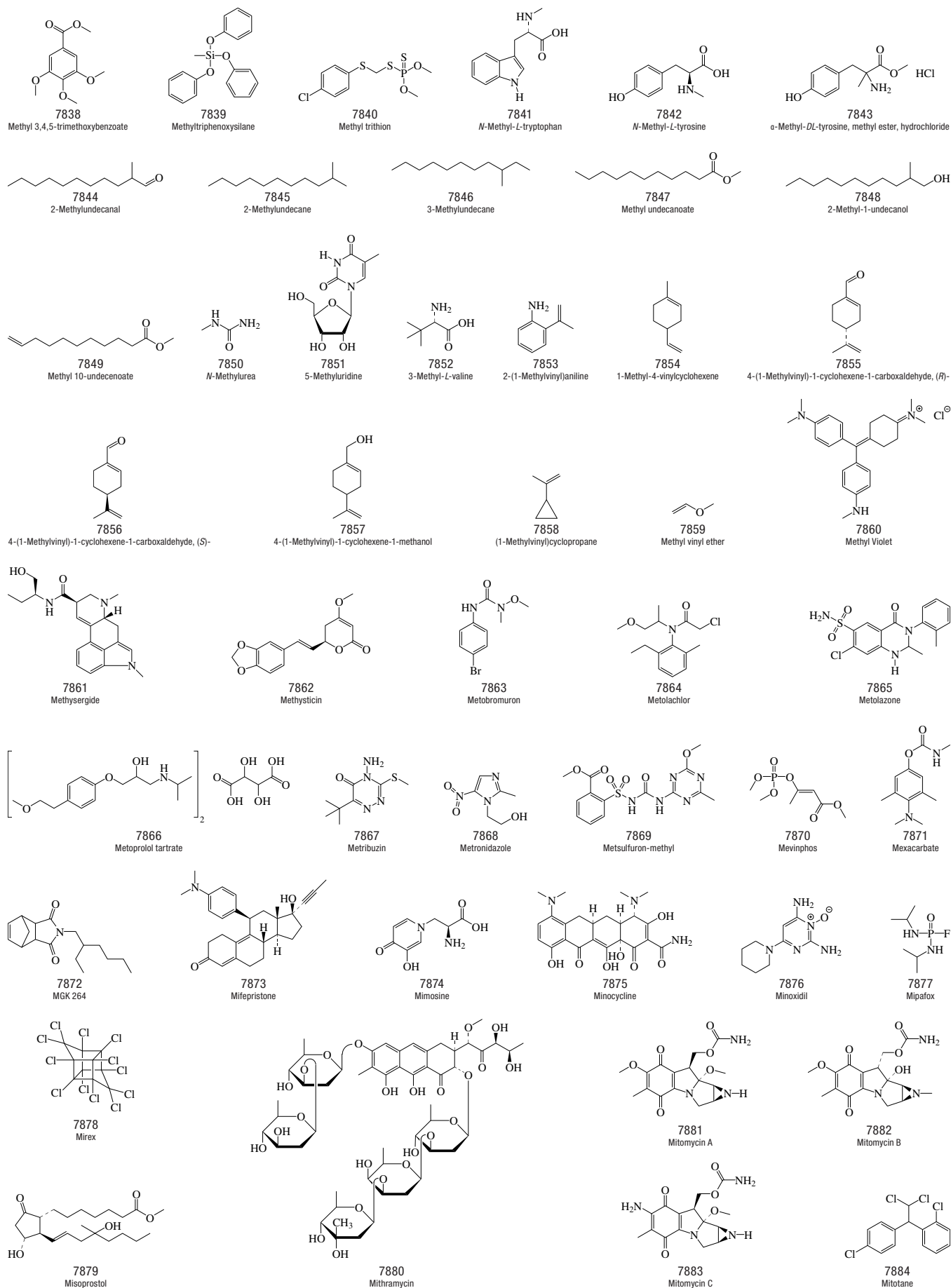


7836
Methyl trifluoromethyl ether

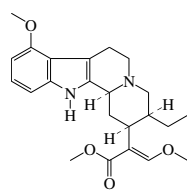


7837
Methyl 3,4,5-trihydroxybenzoate

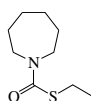
No.	Name	Synonym	Mol. Form.	CAS RN	Mol. Wt.	Physical Form	mp/°C	bp/°C	den g cm ⁻³	n _D	Solubility
7838	Methyl 3,4,5-trimethoxybenzoate		C ₁₁ H ₁₄ O ₅	1916-07-0	226.226		83	274.5			
7839	Methyltriphenoxysilane		C ₁₈ H ₁₈ O ₃ Si	3439-97-2	322.430			269 ¹⁰⁰	1.135 ²⁰	1.5599 ²⁰	
7840	Methyl trithion		C ₈ H ₁₂ ClO ₂ PS ₃	953-17-3	314.812	ye liq	-18				sl H ₂ O; misc os
7841	<i>N</i> -Methyl- <i>L</i> -tryptophan	<i>L</i> -Abrine	C ₁₂ H ₁₄ N ₂ O ₂	526-31-8	218.251	pr (w)	295 dec				sl H ₂ O, MeOH; i eth; s alk
7842	<i>N</i> -Methyl- <i>L</i> -tyrosine	Surinamine	C ₁₀ H ₁₃ NO ₃	537-49-5	195.215	nd	293				
7843	α -Methyl- <i>DL</i> -tyrosine, methyl ester, hydrochloride		C ₁₁ H ₁₆ ClNO ₃	7361-31-1	245.703		190 dec				s H ₂ O
7844	2-Methylundecanal		C ₁₂ H ₂₄ O	110-41-8	184.318			119 ¹⁶	0.832 ¹⁵	1.4321 ²⁰	sl H ₂ O; s EtOH, eth
7845	2-Methylundecane		C ₁₂ H ₂₆	7045-71-8	170.334	liq	-46.8(0.2)	211(1)		1.4191 ²⁰	
7846	3-Methylundecane		C ₁₂ H ₂₆	1002-43-3	170.334	col liq	-58.0(0.5)	212(1)	0.7485 ²⁵	1.4208 ²⁵	
7847	Methyl undecanoate		C ₁₂ H ₂₄ O ₂	1731-86-8	200.318			123 ¹⁰			
7848	2-Methyl-1-undecanol		C ₁₂ H ₂₆ O	10522-26-6	186.333			129 ¹²	0.8300 ¹⁵	1.4382 ²⁰	vs eth, EtOH
7849	Methyl 10-undecenoate		C ₁₂ H ₂₂ O ₂	111-81-9	198.302	liq	-27.5	246(11)	0.889 ¹⁵	1.4393 ²⁰	i H ₂ O; s EtOH, eth, HOAc; sl ctc
7850	<i>N</i> -Methylurea		C ₂ H ₆ N ₂ O	598-50-5	74.081	orth pr (w, al)	101.3(0.8)	dec	1.2040 ⁰		vs H ₂ O, EtOH; i eth, bz; s CS ₂ , lig
7851	5-Methyluridine	Thymine riboside	C ₁₀ H ₁₄ N ₂ O ₆	1463-10-1	258.227	cry (EtOH)	184				
7852	3-Methyl- <i>L</i> -valine	<i>L</i> - <i>tert</i> -Leucine	C ₆ H ₁₃ NO ₂	20859-02-3	131.173		248 dec				
7853	2-(1-Methylvinyl)aniline		C ₉ H ₁₁ N	52562-19-3	133.190			115 ²⁰	0.977 ²⁵	1.5722 ²⁰	
7854	1-Methyl-4-vinylcyclohexene		C ₉ H ₁₄	17699-86-4	122.207	liq		152	0.85	1.4701 ²⁰	
7855	4-(1-Methylvinyl)-1-cyclohexene-1-carboxaldehyde, (<i>R</i>)-	<i>d</i> -Perillaldehyde	C ₁₀ H ₁₄ O	5503-12-8	150.217	oil		238	0.953 ²⁰	1.5058 ²⁰	s ctc
7856	4-(1-Methylvinyl)-1-cyclohexene-1-carboxaldehyde, (<i>S</i>)-	<i>l</i> -Perillaldehyde	C ₁₀ H ₁₄ O	18031-40-8	150.217	oil		104 ¹⁰	0.9645 ²⁰	1.5072 ²⁰	
7857	4-(1-Methylvinyl)-1-cyclohexene-1-methanol		C ₁₀ H ₁₆ O	536-59-4	152.233			244	0.9690 ²⁰	1.5005 ²⁰	
7858	(1-Methylvinyl)cyclopropane		C ₆ H ₁₀	4663-22-3	82.143	liq	-102.3(0.1)	70(2)	0.751 ²⁰	1.4252 ²⁰	
7859	Methyl vinyl ether		C ₃ H ₆ O	107-25-5	58.079	col gas	-122	6(14)	0.7725 ⁰	1.3730 ⁹	sl H ₂ O; vs EtOH, eth, ace, bz
7860	Methyl Violet	C.I. Basic Violet 1	C ₂₄ H ₂₆ ClN ₃	8004-87-3	393.952	bl-viol pow	137 dec				s H ₂ O, EtOH
7861	Methysergide		C ₂₁ H ₂₇ N ₃ O ₂	361-37-5	353.458	cry	195				
7862	Methysticin		C ₁₅ H ₁₄ O ₅	495-85-2	274.269	nd (MeOH), pr (ace)	137				
7863	Metobromuron		C ₉ H ₁₁ BrN ₂ O ₂	3060-89-7	259.099		95.9(0.4)		1.60 ²⁰		
7864	Metolachlor		C ₁₅ H ₂₂ ClNO ₂	51218-45-2	283.795			100 ⁰⁰¹	1.12 ²⁰		
7865	Metolazone		C ₁₆ H ₁₆ ClN ₂ O ₃ S	17560-51-9	365.834	cry (EtOH)	254				
7866	Metoprolol tartrate		C ₂₄ H ₂₆ N ₂ O ₁₂	56392-17-7	684.815	cry	121				
7867	Metribuzin		C ₈ H ₁₄ N ₄ O ₅	21087-64-9	214.288		126.8(0.5)		1.31 ²⁰		
7868	Metronidazole	2-Methyl-5-nitro-1 <i>H</i> -imidazole-1-ethanol	C ₆ H ₉ N ₃ O ₃	443-48-1	171.153		160.5				
7869	Metsulfuron-methyl		C ₁₄ H ₁₅ N ₃ O ₆ S	74223-64-6	381.364	wh cry	163				sl H ₂ O
7870	Mevinphos		C ₇ H ₁₂ O ₃ P	7786-34-7	224.148		21 (<i>E</i>), 6.9 (<i>Z</i>)	101 ^{0.3}			
7871	Mexacarbate	4-(Dimethylamino)-3,5-xylyl methylcarbamate	C ₁₂ H ₁₈ N ₂ O ₂	315-18-4	222.283	cry	88.9(0.5)				vs EtOH, bz, ace
7872	MGK 264		C ₁₇ H ₂₅ NO ₂	113-48-4	275.387		<-20	157	1.04		
7873	Mifepristone	RU-486	C ₂₈ H ₃₅ NO ₂	84371-65-3	429.594	cry	150				
7874	Mimosine		C ₈ H ₁₀ N ₂ O ₄	500-44-7	198.176	tab (w)	228 dec				sl H ₂ O; i EtOH, eth, ace, bz; s dil alk
7875	Minocycline		C ₂₃ H ₂₇ N ₃ O ₇	10118-90-8	457.476	ye-oran amorp solid					
7876	Minoxidil		C ₉ H ₁₅ N ₂ O	38304-91-5	209.248	cry	248				i ace, bz, chl, sl; EtOH, MeOH
7877	Mipafos	Bis(isopropylamido) fluorophosphate	C ₆ H ₁₆ FN ₂ OP	371-86-8	182.175	cry (peth)	65	125 ²			sl H ₂ O
7878	Mirex	Hexachloropentadiene dimer	C ₁₀ Cl ₁₂	2385-85-5	545.543	cry (bz)	485 dec				vs bz, diox
7879	Misoprostol		C ₂₂ H ₃₈ O ₅	59122-46-2	382.534	ye oil					s H ₂ O
7880	Mithramycin	Plicamycin	C ₅₂ H ₇₆ O ₂₄	18378-89-7	1085.145	ye cry (ace)	182				s H ₂ O, EtOH, AcOEt; sl bz, eth
7881	Mitomycin A		C ₁₆ H ₁₉ N ₃ O ₆	4055-39-4	349.338	purp nd	160 dec				
7882	Mitomycin B		C ₁₆ H ₁₉ N ₃ O ₆	4055-40-7	349.338	purp-bl nd	dec				
7883	Mitomycin C		C ₁₅ H ₁₈ N ₄ O ₅	50-07-7	334.328	bl-viol cry	360				s H ₂ O, MeOH, ace
7884	Mitotane		C ₁₄ H ₁₀ Cl ₄	53-19-0	320.041		76.2(0.3)				



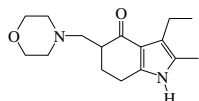
No.	Name	Synonym	Mol. Form.	CAS RN	Mol. Wt.	Physical Form	mp/°C	bp/°C	den g cm ⁻³	n _D	Solubility
7885	Mitragynine	9-Methoxycorynantheidine	C ₂₃ H ₂₈ N ₂ O ₄	4098-40-2	398.495	wh amor pow	104	235 ⁵			s EtOH, chl, HOAc
7886	Molinate	Ethyl 1-hexamethylene-iminecarbothiolate	C ₉ H ₁₇ NOS	2212-67-1	187.302			202 ¹⁰	1.063 ²⁰		
7887	Molindone		C ₁₈ H ₂₄ N ₂ O ₂	7416-34-4	276.374	cry	180				
7888	Molybdenum carbonyl	Molybdenum hexacarbonyl	C ₆ MoO ₆	13939-06-5	264.00	wh cry	148	155 dec	1.96		i H ₂ O; s bz; sl eth
7889	Monobutyl phthalate	1,2-Benzenedicarboxylic acid, monobutyl ester	C ₁₂ H ₁₄ O ₄	131-70-4	222.237	pl (ace, al)	73.5				vs EtOH, chl
7890	Monobutyltin trichloride		C ₄ H ₉ Cl ₃ Sn	1118-46-3	282.183	hyg liq	-63	93 ¹⁰	0.85 ²⁰		s bz, CH ₂ Cl ₂
7891	Monocrotaline		C ₁₆ H ₂₃ NO ₆	315-22-0	325.357	wh pr (EtOH)	198 dec				
7892	Monocrotophos		C ₇ H ₁₄ NO ₅ P	6923-22-4	223.164		55.3(0.4)	125 ^{0.0005}	1.33 ²⁰		
7893	Monolinuron	<i>N</i> -(4-Chlorophenyl)- <i>N</i> -methoxy- <i>N</i> -methylurea	C ₉ H ₁₁ ClN ₂ O ₂	1746-81-2	214.648	solid	80.8(0.5)				
7894	Monomethyl adipate	Methyl adipate	C ₇ H ₁₂ O ₄	627-91-8	160.168	lf (Me ₃ N-MeOH)	9	158 ¹⁰	1.0623 ²⁰	1.4283 ²⁰	s EtOH
7895	Monomethyl glutarate		C ₈ H ₁₀ O ₄	1501-27-5	146.141			158 ²⁷	1.169 ²⁵	1.4381 ²⁰	
7896	Monosodium <i>L</i> -glutamate	Monosodium glutamate	C ₅ H ₈ NNaO ₄	142-47-2	169.113						s H ₂ O
7897	Moquizone		C ₂₀ H ₂₁ N ₃ O ₃	19395-58-5	351.399		136				s chl
7898	Morin		C ₁₅ H ₁₀ O ₇	480-16-0	302.236	pa ye nd (+ 1 w, dil al)	303.5				sl H ₂ O, eth; vs EtOH; s bz, alk; i CS ₂
7899	Morphine		C ₁₇ H ₁₉ NO ₃	57-27-2	285.338	pr	255	190 sub			i H ₂ O, eth, ace; s MeOH, py; sl EtOH
7900	4-Morpholinamine		C ₄ H ₁₀ N ₂ O	4319-49-7	102.134			166	1.059 ²⁵	1.4772 ²⁰	
7901	Morpholine	Tetrahydro-1,4-oxazine	C ₄ H ₉ NO	110-91-8	87.120	hyg liq	-4.8(0.2)	128.2(0.2)	1.0005 ²⁰	1.4548 ²⁰	msc H ₂ O; s EtOH, eth, ace, bz; sl chl
7902	4-Morpholinecarboxaldehyde		C ₆ H ₉ NO ₂	4394-85-8	115.131		21	238(1)	1.1520 ²⁰	1.4845 ²⁰	
7903	4-Morpholineethanamine		C ₆ H ₁₄ N ₂ O	2038-03-1	130.187		25.6	205	0.9897 ²⁰	1.4715 ²⁰	msc H ₂ O, EtOH, bz, lig; s ace
7904	4-Morpholineethanol		C ₆ H ₁₃ NO ₂	622-40-2	131.173	liq	1.2(0.4)	220(3)	1.0710 ²⁰	1.4763 ²⁰	s H ₂ O, EtOH; sl ctc
7905	4-Morpholinepropanamine	4-(3-Aminopropyl)morpholine	C ₇ H ₁₆ N ₂ O	123-00-2	144.214	liq	-15	220	0.9854 ²⁰	1.4762 ²⁰	msc H ₂ O, EtOH, bz, lig; s ace; sl ctc
7906	2-(4-Morpholiniothio)-benzothiazole	4-(2-Benzothiazolythio)-morpholine	C ₁₁ H ₁₂ N ₂ OS ₂	102-77-2	252.355	cry (EtOH)	86.7(0.7)				
7907	4-(4-Morpholinyl)aniline		C ₁₀ H ₁₄ N ₂ O	2524-67-6	178.230		131.6				
7908	2-(4-Morpholinylidithio)-benzothiazole		C ₁₁ H ₁₂ N ₂ OS ₃	95-32-9	284.420		135				
7909	Muldamine		C ₂₀ H ₂₇ NO ₃	36069-45-1	457.688		210				
7910	Murexide	5,5'-Nitrilobarbituric acid, ammonium salt	C ₈ H ₈ N ₆ O ₆	3051-09-0	284.186						sl H ₂ O; i EtOH, eth; s alk
7911	Muscimol	5-(Aminomethyl)-3(2 <i>H</i>)-isoxazolone	C ₄ H ₆ N ₂ O ₂	2763-96-4	114.103	cry (EtOH)	175 dec				
7912	Myclobutanil		C ₁₅ H ₁₇ ClN ₄	88671-89-0	288.776	ye cry	65	205 ^{1.0}			i H ₂ O, peth; s EtOH
7913	Mycophenolic acid		C ₁₇ H ₂₀ O ₆	24280-93-1	320.337	nd (w)	141				i H ₂ O; vs EtOH, eth, chl; sl bz, tol
7914	β-Myrcene	7-Methyl-3-methylene-1,6-octadiene	C ₁₀ H ₁₆	123-35-3	136.234	oil		171(3)	0.8013 ¹⁵	1.4722 ²⁰	i H ₂ O; s EtOH, eth, bz, chl, HOAc
7915	Myristicin		C ₁₁ H ₁₂ O ₃	607-91-0	192.211		<-20	276.5	1.1416 ²⁰	1.5403 ²⁰	i H ₂ O; sl EtOH; s eth, bz
7916	Nabam	Sodium ethylenebisdithiocarbamic acid	C ₄ H ₆ N ₂ Na ₂ S ₄	142-59-6	256.344	cry (w)					s H ₂ O
7917	Nadolol		C ₁₇ H ₂₇ NO ₄	42200-33-9	309.401	cry (bz)	≈130				s EtOH; sl chl; i ace, eth, hx
7918	Naled	1,2-Dibromo-2,2-dichloroethylphosphoric acid, dimethyl ester	C ₄ H ₇ Br ₂ Cl ₂ O ₄ P	300-76-5	380.784		27	110 ^{0.5}	1.96 ²⁰		
7919	Nalidixic acid		C ₁₂ H ₁₂ N ₂ O ₃	389-08-2	232.234		229.5				sl EtOH, eth; s chl
7920	Nalmefene		C ₂₁ H ₂₅ NO ₃	55096-26-9	339.429	cry (AcOEt)	189				
7921	Nalorphine	Acetorphan	C ₁₉ H ₂₁ NO ₃	62-67-9	311.375	cry (eth)	208				sl H ₂ O; s alk, ace, EtOH
7922	Naloxone		C ₁₉ H ₂₁ NO ₄	465-65-6	327.375	cry (AcOEt)	178				i peth; s chl
7923	Naltrexone		C ₂₀ H ₂₃ NO ₄	16590-41-3	341.402	cry (ace)	169				



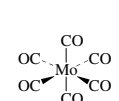
7885
Mitragnine



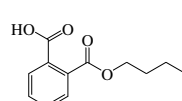
7886
Molinate



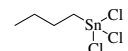
7887
Molindone



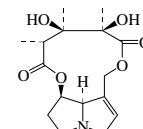
7888
Molybdenum carbonyl



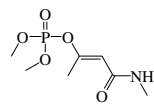
7889
Monobutyl phthalate



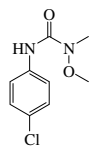
7890
Monobutyltin trichloride



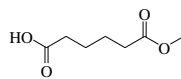
7891
Monocrotaline



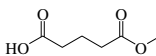
7892
Monocrotophos



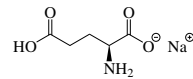
7893
Monolinuron



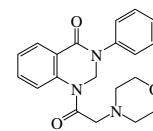
7894
Monomethyl adipate



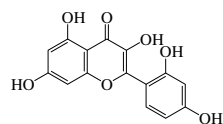
7895
Monomethyl glutarate



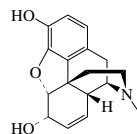
7896
Monosodium L-glutamate



7897
Moquizone



7898
Morin



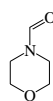
7899
Morphine



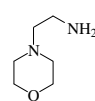
7900
4-Morpholinamine



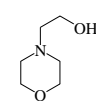
7901
Morpholine



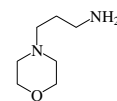
7902
4-Morpholinecarboxaldehyde



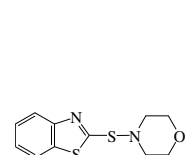
7903
4-Morpholineethanamine



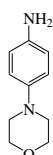
7904
4-Morpholineethanol



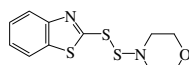
7905
4-Morpholinepropanamine



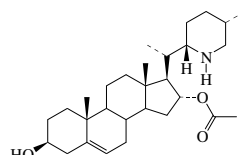
7906
2-(4-Morpholinothio)benzothiazole



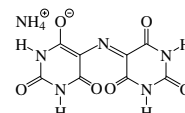
7907
4-(4-Morpholinyl)aniline



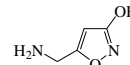
7908
2-(4-Morpholinyldithio)benzothiazole



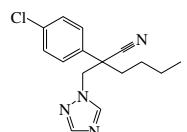
7909
Muldamine



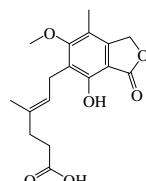
7910
Murexide



7911
Muscimol



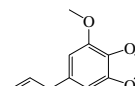
7912
Myclobutanil



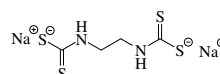
7913
Mycophenolic acid



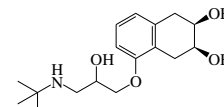
7914
 β -Myrcene



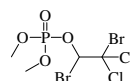
7915
Myristicin



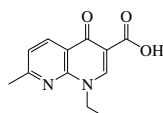
7916
Nabam



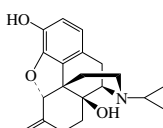
7917
Nadolol



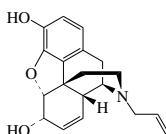
7918
Naled



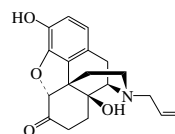
7919
Nalidixic acid



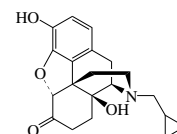
7920
Nalmefene



7921
Nalorphine

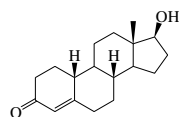


7922
Naloxone

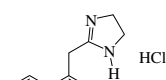


7923
Naltrexone

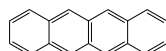
No.	Name	Synonym	Mol. Form.	CAS RN	Mol. Wt.	Physical Form	mp/°C	bp/°C	den g cm ⁻³	n _D	Solubility
7924	Nandrolone	17-Hydroxyestr-4-en-3-one	C ₁₈ H ₂₆ O ₂	434-22-0	274.398	cry	112				s EtOH, eth, chl
7925	Naphazoline hydrochloride		C ₁₄ H ₁₅ ClN ₂	550-99-2	246.735						sl H ₂ O
7926	Naphthacene	2,3-Benzanthracene	C ₁₈ H ₁₂	92-24-0	228.288	oran-ye lf (bz, xyl)	354(4)	sub			i H ₂ O; sl bz; s con sulf
7927	5,12-Naphthacenedione		C ₁₈ H ₁₀ O ₂	1090-13-7	258.271		294(1)				sl ace, bz, gl HOAc
7928	Naphthalene		C ₁₀ H ₈	91-20-3	128.171	mcl pl (al)	80.22(0.09)	218.0(0.1)	1.0253 ²⁰	1.5898 ²⁵	i H ₂ O; s EtOH; vs eth, ace, bz, CS ₂
7929	1-Naphthaleneacetamide		C ₁₂ H ₁₁ NO	86-86-2	185.221	nd(w, al)		180 sub			i H ₂ O; s eth, bz, CS ₂ , HOAc
7930	1-Naphthaleneacetic acid	1-Naphthylacetic acid	C ₁₂ H ₁₀ O ₂	86-87-3	186.206	nd (w)	132.8(0.5)	dec			sl H ₂ O, EtOH; vs eth, ace, chl; s bz
7931	2-Naphthaleneacetic acid	2-Naphthylacetic acid	C ₁₂ H ₁₀ O ₂	581-96-4	186.206	lf(w) cry (bz)	142(1)				vs eth, lig, chl
7932	1-Naphthaleneacetonitrile		C ₁₂ H ₉ N	132-75-2	167.206		32.5	192 ¹⁸		1.6192 ²⁰	s EtOH
7933	1-Naphthalenecarbonitrile		C ₁₁ H ₇ N	86-53-3	153.181	nd (lig)	35(2)	299(7)	1.1080 ²⁵	1.6298 ¹⁸	i H ₂ O; vs EtOH, eth; s lig
7934	2-Naphthalenecarbonitrile		C ₁₁ H ₇ N	613-46-7	153.181	lf (lig)	59(2)	307(11)	1.0755 ⁶⁰		sl H ₂ O, chl; s EtOH, eth, lig
7935	1-Naphthalenecarbonyl chloride		C ₁₁ H ₇ ClO	879-18-5	190.626		20	297.5			
7936	2-Naphthalenecarbonyl chloride		C ₁₁ H ₇ ClO	2243-83-6	190.626	cry (peth)	51	305			vs bz, eth, chl
7937	1-Naphthalenecarboxaldehyde		C ₁₁ H ₈ O	66-77-3	156.181	pa ye	33.5	292	1.1503 ²⁰	1.6507 ²⁰	i H ₂ O; s EtOH, eth, ace, bz, sulf
7938	2-Naphthalenecarboxaldehyde		C ₁₁ H ₈ O	66-99-9	156.181	lf (w)	62	160 ¹⁹	1.0775 ⁹⁹	1.6211 ⁹⁹	sl H ₂ O; vs EtOH, eth; s ace
7939	1-Naphthalenecarboxylic acid	1-Naphthoic acid	C ₁₁ H ₈ O ₂	86-55-5	172.181	nd (HOAc-w, w, al)	160.8(0.8)	>300	1.398 ²⁵	1.46	i H ₂ O; vs eth, EtOH, chl
7940	2-Naphthalenecarboxylic acid	2-Naphthoic acid	C ₁₁ H ₈ O ₂	93-09-4	172.181	nd (lig, chl, sub) pl (ace)	185(1)	>300	1.077 ¹⁰⁰		sl H ₂ O, DMSO, lig; s EtOH, eth, chl
7941	1,5-Naphthalenediamine	1,5-Diaminonaphthalene	C ₁₀ H ₁₀ N ₂	2243-62-1	158.199	pr (eth, al, w)	189(2)	sub	1.4 ²⁵		s H ₂ O, EtOH, eth; vs chl
7942	1,8-Naphthalenediamine	1,8-Diaminonaphthalene	C ₁₀ H ₁₀ N ₂	479-27-6	158.199		66.7(0.5)	205 ¹²	1.1265 ⁹⁰	1.6828 ⁹⁹	vs eth, EtOH
7943	2,3-Naphthalenediamine	2,3-Diaminonaphthalene	C ₁₀ H ₁₀ N ₂	771-97-1	158.199	lf (eth, w)	199		1.0968 ²⁶	1.6392 ²⁶	sl H ₂ O, DMSO; vs EtOH; s eth
7944	1,8-Naphthalenedicarboxylic acid	Naphthalic acid	C ₁₂ H ₈ O ₄	518-05-8	216.190		260				i H ₂ O; sl EtOH, eth
7945	2,3-Naphthalenedicarboxylic acid		C ₁₂ H ₈ O ₄	2169-87-1	216.190	pr (HOAc, w, sub)	244.5				i H ₂ O, bz, chl; sl EtOH, eth, DMSO
7946	2,6-Naphthalenedicarboxylic acid		C ₁₂ H ₈ O ₄	1141-38-4	216.190	nd (al or sub)	>300 dec				vs EtOH
7947	2,6-Naphthalenedicarboxylic acid, dimethyl ester		C ₁₄ H ₁₂ O ₄	840-65-3	244.243		191.3(0.4)				
7948	1,5-Naphthalene diisocyanate	1,5-Diisocyanatonaphthalene	C ₁₂ H ₈ N ₂ O ₂	3173-72-6	210.188	cry	127	183 ¹⁰			
7949	1,3-Naphthalenediol	Naphthoresorcinol	C ₁₀ H ₈ O ₂	132-86-5	160.170	lf (w)	123.5				s H ₂ O, EtOH, eth; sl ace, bz, lig
7950	1,4-Naphthalenediol		C ₁₀ H ₈ O ₂	571-60-8	160.170	mcl nd (bz, w)	192				s H ₂ O, EtOH, eth; sl ace; i bz
7951	1,5-Naphthalenediol		C ₁₀ H ₈ O ₂	83-56-7	160.170	pr (w), nd (sub)	262 dec	sub			sl H ₂ O, EtOH; vs eth, ace; i bz; s HOAc
7952	1,6-Naphthalenediol		C ₁₀ H ₈ O ₂	575-44-0	160.170	pr (bz)	138	sub			sl H ₂ O, EtOH; s eth, ace, bz, DMSO
7953	1,7-Naphthalenediol		C ₁₀ H ₈ O ₂	575-38-2	160.170	nd (bz or sub)	180.5	sub			sl H ₂ O; vs EtOH, eth; s bz, HOAc
7954	2,3-Naphthalenediol		C ₁₀ H ₈ O ₂	92-44-4	160.170	lf (w)	163.5				s H ₂ O, EtOH, eth, ace, bz, lig, HOAc
7955	2,6-Naphthalenediol		C ₁₀ H ₈ O ₂	581-43-1	160.170	orth pl (w)	220	sub			sl H ₂ O, bz; s EtOH, eth, ace; i lig
7956	2,7-Naphthalenediol		C ₁₀ H ₈ O ₂	582-17-2	160.170	nd, (w, dil al), pl (dil al)	193	sub			s H ₂ O, EtOH, eth, bz, chl; sl ace; i lig



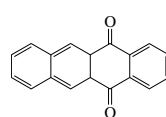
7924
Nandrolone



7925
Naphazoline hydrochloride



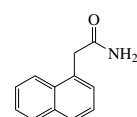
7926
Naphthacene



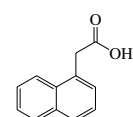
7927
5,12-Naphthacenedione



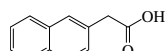
7928
Naphthalene



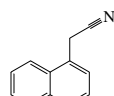
7929
1-Naphthaleneacetamide



7930
1-Naphthaleneacetic acid



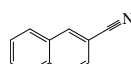
7931
2-Naphthaleneacetic acid



7932
1-Naphthaleneacetonitrile



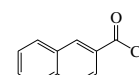
7933
1-Naphthalenecarbonitrile



7934
2-Naphthalenecarbonitrile



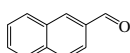
7935
1-Naphthalenecarbonyl chloride



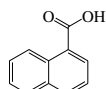
7936
2-Naphthalenecarbonyl chloride



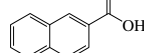
7937
1-Naphthalenecarboxaldehyde



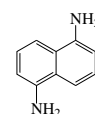
7938
2-Naphthalenecarboxaldehyde



7939
1-Naphthalenecarboxylic acid



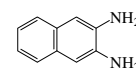
7940
2-Naphthalenecarboxylic acid



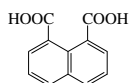
7941
1,5-Naphthalenediamine



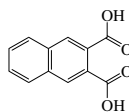
7942
1,8-Naphthalenediamine



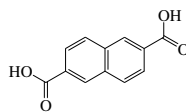
7943
2,3-Naphthalenediamine



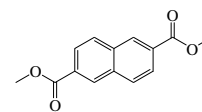
7944
1,8-Naphthalenedicarboxylic acid



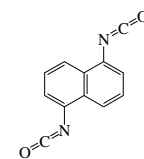
7945
2,3-Naphthalenedicarboxylic acid



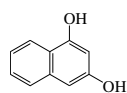
7946
2,6-Naphthalenedicarboxylic acid



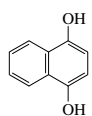
7947
2,6-Naphthalenedicarboxylic acid, dimethyl ester



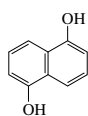
7948
1,5-Naphthalene diisocyanate



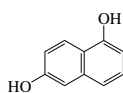
7949
1,3-Naphthalenediol



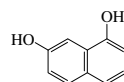
7950
1,4-Naphthalenediol



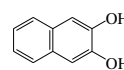
7951
1,5-Naphthalenediol



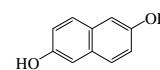
7952
1,6-Naphthalenediol



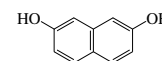
7953
1,7-Naphthalenediol



7954
2,3-Naphthalenediol

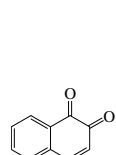


7955
2,6-Naphthalenediol

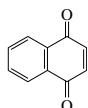


7956
2,7-Naphthalenediol

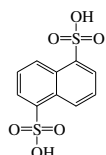
No.	Name	Synonym	Mol. Form.	CAS RN	Mol. Wt.	Physical Form	mp/°C	bp/°C	den g cm ⁻³	n _D	Solubility
7957	1,2-Naphthalenedione	1,2-Naphthoquinone	C ₁₀ H ₆ O ₂	524-42-5	158.154	ye-red nd (eth) oran lf (bz)	146		1.450 ²⁵		s H ₂ O, EtOH, eth, sulf; sl lig
7958	1,4-Naphthalenedione	1,4-Naphthoquinone	C ₁₀ H ₆ O ₂	130-15-4	158.154	bt ye nd (al, peth) ye (sub)	125.3(0.5)	sub			sl H ₂ O; vs EtOH; s eth, bz, chl, CS ₂
7959	1,5-Naphthalenedisulfonic acid	Armstrong's acid	C ₁₀ H ₆ O ₆ S ₂	81-04-9	288.297	pl (+4w, dil HOAc)	242 dec		1.493 ²⁵		vs H ₂ O; s EtOH; i eth
7960	1,6-Naphthalenedisulfonic acid	Naphthalene-1,6-disulfonic acid	C ₁₀ H ₆ O ₆ S ₂	525-37-1	288.297	oran pr (+4w, HOAc or w)	125 dec				vs H ₂ O; s EtOH; i eth
7961	2,7-Naphthalenedisulfonic acid	Naphthalene-2,7-disulfonic acid	C ₁₀ H ₆ O ₆ S ₂	92-41-1	288.297	hyg nd (conc HCl)	199				s H ₂ O; sl con HCl
7962	1-Naphthalenemethanamine		C ₁₁ H ₁₁ N	118-31-0	157.212			292	1.0958 ²⁰		s EtOH, eth, sulf, CS ₂
7963	1-Naphthalenemethanol		C ₁₁ H ₁₀ O	4780-79-4	158.196	nd (w, al), cry (bz-lig)	64	304	1.1039 ⁸⁰		sl H ₂ O; vs EtOH, eth
7964	2-Naphthalenemethanol		C ₁₁ H ₁₀ O	1592-38-7	158.196	lf	81.3	178 ¹²			sl H ₂ O; s EtOH, eth
7965	1-Naphthalenesulfonic acid	α-Naphthylsulfonic acid	C ₁₀ H ₆ O ₃ S	85-47-2	208.234	pr (+2 w, dil HCl)	140				s H ₂ O, EtOH; sl eth
7966	2-Naphthalenesulfonic acid	β-Naphthylsulfonic acid	C ₁₀ H ₆ O ₃ S	120-18-3	208.234	hyg pl (+1w), cry (+3w, HCl)	91	dec	1.441 ²⁵		vs H ₂ O, EtOH; s eth; sl bz
7967	1-Naphthalenesulfonyl chloride		C ₁₀ H ₇ ClO ₂ S	85-46-1	226.680	lf (eth)	68	209 ²⁰			vs bz, eth, EtOH
7968	2-Naphthalenesulfonyl chloride		C ₁₀ H ₇ ClO ₂ S	93-11-8	226.680	pow or lf (bz-peth)	81	201 ¹³			i H ₂ O; s EtOH, bz, chl; sl peth; vs eth
7969	1,4,5,8-Naphthalenetetracarboxylic acid		C ₁₄ H ₆ O ₈	128-97-2	304.209	lf or nd (w, dil HCl)	320				sl H ₂ O, bz, chl, EtOH; vs ace
7970	1-Naphthalenethiol	1-Naphthyl mercaptan	C ₁₀ H ₈ S	529-36-2	160.236			285 dec	1.1607 ²⁰	1.6802 ²⁰	sl H ₂ O, dil alk; vs EtOH, eth
7971	2-Naphthalenethiol	2-Naphthyl mercaptan	C ₁₀ H ₈ S	91-60-1	160.236	pl (al)	81	288	1.550 ²⁵		sl H ₂ O; vs EtOH, eth, lig
7972	N-(1-Naphthalenyl)-1,2-ethanediamine, dihydrochloride		C ₁₂ H ₁₆ Cl ₂ N ₂	1465-25-4	259.174	hex pr	189				vs H ₂ O, EtOH
7973	1-Naphthalenythiourea	ANTU	C ₁₁ H ₁₀ N ₂ S	86-88-4	202.275	pr (al)	198				i H ₂ O; sl EtOH, eth, ace
7974	Naphtho[2,3-c]furan-1,3-dione	2,3-Naphthalenedicarboxylic acid anhydride	C ₁₂ H ₆ O ₃	716-39-2	198.174		246				sl EtOH, chl; s eth, bz
7975	1-Naphthol	1-Naphthalenol	C ₁₀ H ₈ O	90-15-3	144.170	ye nd (w)	95.1(0.6)	288(7)	1.0989 ⁸⁹	1.6224 ⁸⁹	i H ₂ O; vs EtOH, eth; s ace, bz; sl ctc
7976	2-Naphthol	2-Naphthalenol	C ₁₀ H ₈ O	135-19-3	144.170	mcl lf (w)	122(1)	286(1)	1.28 ²⁰		i H ₂ O; vs EtOH, eth; s bz, chl; sl lig
7977	1-Naphthol, acetate	1-Naphthyl acetate	C ₁₂ H ₁₀ O ₂	830-81-9	186.206	nd or pl (al)	46.0(0.4)	114 ¹			i H ₂ O; s EtOH, eth
7978	2-Naphthol, acetate	2-Naphthyl acetate	C ₁₂ H ₁₀ O ₂	1523-11-1	186.206	nd (al)	69.0(0.5)	132 ²			i H ₂ O; s EtOH, eth, chl
7979	p-Naphtholbenzein		C ₂₇ H ₁₈ O ₂	145-50-6	374.431		123				
7980	1H,3H-Naphtho[1,8-cd]pyran-1,3-dione		C ₁₂ H ₆ O ₃	81-84-5	198.174		272.6(0.5)				i H ₂ O, eth, bz; sl EtOH; s HOAc
7981	1-Naphthylamine	α-Naphthylamine	C ₁₀ H ₉ N	134-32-7	143.185		48.9(0.5)	300.7	1.0228 ²⁰	1.6140 ²⁰	s chl
7982	2-Naphthylamine	β-Naphthylamine	C ₁₀ H ₉ N	91-59-8	143.185		110(1)	306.2	1.6414 ⁹⁸	1.6493 ⁹⁸	s H ₂ O, EtOH, eth
7983	2-[(1-Naphthylamino)-carbonyl]benzoic acid	Naptalam	C ₁₆ H ₁₃ NO ₃	132-66-1	291.301		185		1.4 ²⁰		i H ₂ O; sl EtOH, ace, bz, tfa
7984	2-Naphthyl benzoate	2-Naphthalenol benzoate	C ₁₇ H ₁₂ O ₂	93-44-7	248.276	nd or pr (al)	107.8(0.6)				i H ₂ O; s EtOH; sl eth, HOAc
7985	N-1-Naphthalenylacetamide		C ₁₂ H ₁₁ NO	575-36-0	185.221		160				s H ₂ O, EtOH; sl eth
7986	N-1-Naphthyl-1,2-ethanediamine	N-(1-Naphthyl)ethylenediamine	C ₁₂ H ₁₄ N ₂	551-09-7	186.252	visc lig		204 ⁹	1.114 ²⁵	1.6648 ²⁵	
7987	1-Naphthyl 2-hydroxybenzoate	1-Naphthyl salicylate	C ₁₇ H ₁₂ O ₃	550-97-0	264.275		83				vs eth
7988	1-Naphthylhydroxylamine	N-Hydroxyl-1-naphthalenamine	C ₁₀ H ₉ NO	607-30-7	159.184		79				
7989	1-Naphthyl isothiocyanate	1-Isothiocyanatonaphthalene	C ₁₁ H ₇ NS	551-06-4	185.246	wh nd (al)	58				vs bz, eth, EtOH, chl
7990	N-2-Naphthyl-2-naphthalenamine	β,β'-Dinaphthylamine	C ₂₀ H ₁₃ N	532-18-3	269.340	lf(bz)	172.2	471			i H ₂ O; sl EtOH, bz, DMSO; s eth, HOAc



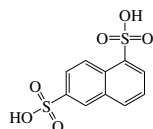
7957
1,2-Naphthalenedione



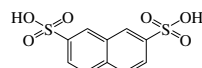
7958
1,4-Naphthalenedione



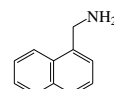
7959
1,5-Naphthalenedisulfonic acid



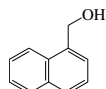
7960
1,6-Naphthalenedisulfonic acid



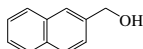
7961
2,7-Naphthalenedisulfonic acid



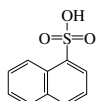
7962
1-Naphthalenemethanamine



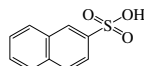
7963
1-Naphthalenemethanol



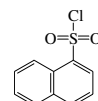
7964
2-Naphthalenemethanol



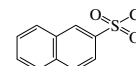
7965
1-Naphthalenesulfonic acid



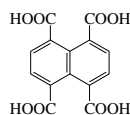
7966
2-Naphthalenesulfonic acid



7967
1-Naphthalenesulfonyl chloride



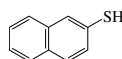
7968
2-Naphthalenesulfonyl chloride



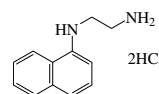
7969
1,4,5,8-Naphthalenetetracarboxylic acid



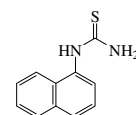
7970
1-Naphthalenethiol



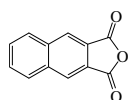
7971
2-Naphthalenethiol



7972
N-(1-Naphthalenyl)-1,2-ethanediamine, dihydrochloride



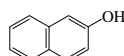
7973
1-Naphthalenythiourea



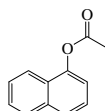
7974
Naphtho[2,3-*c*]furan-1,3-dione



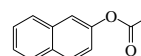
7975
1-Naphthol



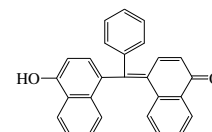
7976
2-Naphthol



7977
1-Naphthol, acetate



7978
2-Naphthol, acetate



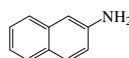
7979
p-Naphtholbenzin



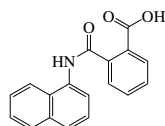
7980
1*H*,3*H*-Naphtho[1,8-*cd*]pyran-1,3-dione



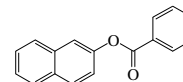
7981
1-Naphthylamine



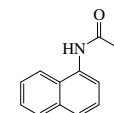
7982
2-Naphthylamine



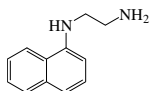
7983
2-[(1-Naphthylamino)carbonyl]benzoic acid



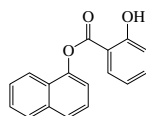
7984
2-Naphthyl benzoate



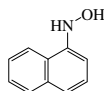
7985
N-1-Naphthalenylacetamide



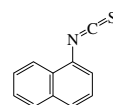
7986
N-1-Naphthyl-1,2-ethanediamine



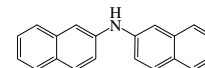
7987
1-Naphthyl 2-hydroxybenzoate



7988
1-Naphthylhydroxylamine

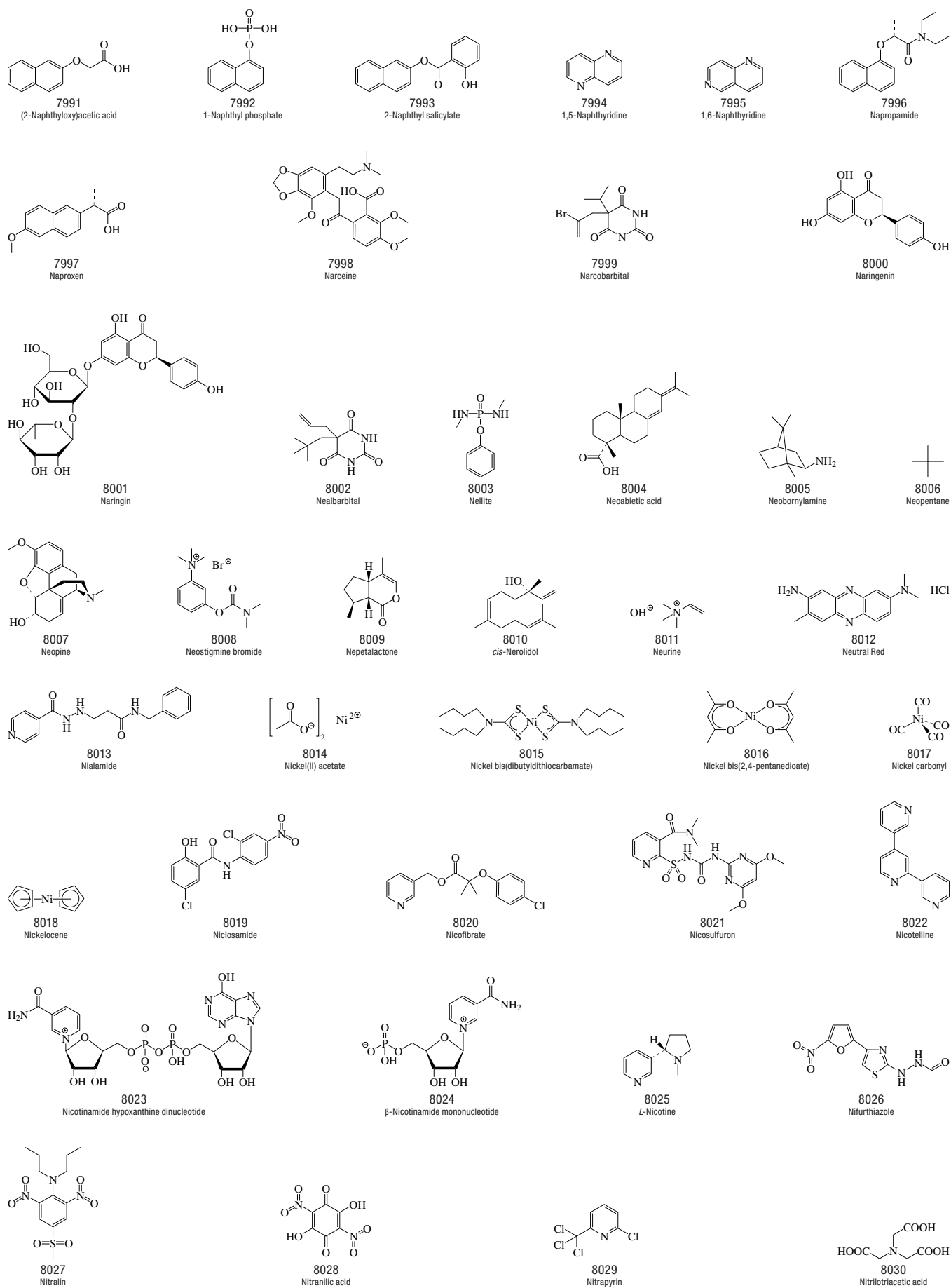


7989
1-Naphthyl isothiocyanate

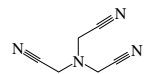
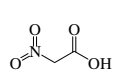
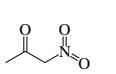
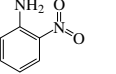
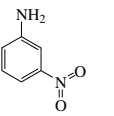
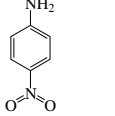
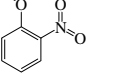
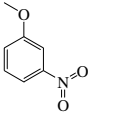
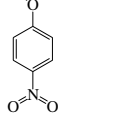
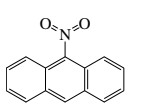
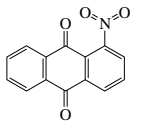
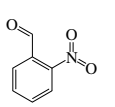
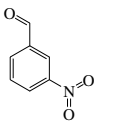
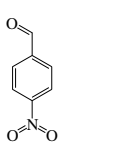
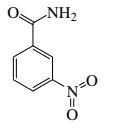
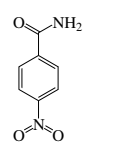
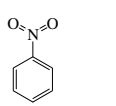
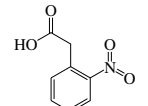
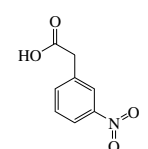
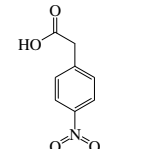
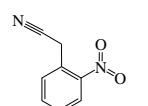
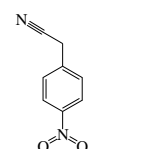
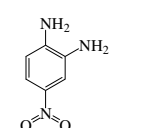
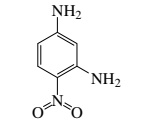
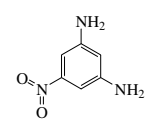
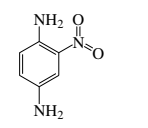
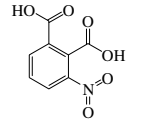
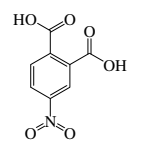
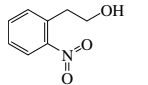
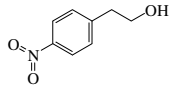
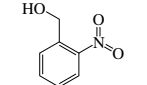
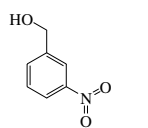
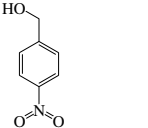
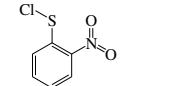


7990
N-2-Naphthyl-2-naphthalenamine

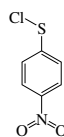
No.	Name	Synonym	Mol. Form.	CAS RN	Mol. Wt.	Physical Form	mp/°C	bp/°C	den g cm ⁻³	n _D	Solubility
7991	(2-Naphthylthioxy)acetic acid	2-Naphthoxyacetic acid	C ₁₂ H ₁₀ O ₃	120-23-0	202.205	pr(w)	156.2(0.3)				s H ₂ O; EtOH, eth; sl DMSO
7992	1-Naphthyl phosphate	1-Naphthalenol, dihydrogen phosphate	C ₁₀ H ₈ O ₄ P	1136-89-6	224.149	cry	160				
7993	2-Naphthyl salicylate	2-Naphthyl 2-hydroxybenzoate	C ₁₇ H ₁₂ O ₃	613-78-5	264.275	cry (al)	95.5		1.11 ¹¹⁶		i H ₂ O; sl EtOH; s eth, bz
7994	1,5-Naphthyridine	1,5-Diazanaphthalene	C ₈ H ₆ N ₂	254-79-5	130.147	ye nd (peth)	75	112 ¹²	1.2100 ²⁰		
7995	1,6-Naphthyridine		C ₈ H ₆ N ₂	253-72-5	130.147		29.5				
7996	Napropamide	Propanamide, <i>N,N</i> -diethyl-2-(1-naphthalenyloxy)-	C ₁₇ H ₂₁ NO ₂	15299-99-7	271.355		73.8(0.5)				
7997	Naproxen	6-Methoxy- α -methyl-2-naphthaleneacetic acid	C ₁₄ H ₁₄ O ₃	22204-53-1	230.259	cry (ace/hx)	155(3)				i H ₂ O; sl eth; s MeOH, chl
7998	Narceine		C ₂₃ H ₂₇ NO ₈	131-28-2	445.462		138				i H ₂ O
7999	Narcobarbital		C ₁₁ H ₁₅ BrN ₂ O ₃	125-55-3	303.152		115				sl H ₂ O; s EtOH, py
8000	Naringenin		C ₁₅ H ₁₂ O ₅	480-41-1	272.253	nd (dil al)	250(1)				vs bz, eth, EtOH
8001	Naringin		C ₂₇ H ₃₂ O ₁₄	10236-47-2	580.535	nd (w+8)					sl H ₂ O, EtOH; i eth, bz, chl; s HOAc
8002	Nealbarbital		C ₁₂ H ₁₈ N ₂ O ₃	561-83-1	238.282		156				vs ace, eth, EtOH
8003	Nellite	Diamidafos	C ₈ H ₁₃ N ₂ O ₂ P	1754-58-1	200.175	cry (ctc)	103.5				sl AcOEt, bz
8004	Neobietic acid	8(14),13(15)-Abietadien-18-oic acid	C ₂₀ H ₃₀ O ₂	471-77-2	302.451	cry (EtOH aq)	173				
8005	Neobornylamine		C ₁₀ H ₁₉ N	2223-67-8	153.265	pow	184				vs ace, eth
8006	Neopentane	2,2-Dimethylpropane	C ₅ H ₁₂	463-82-1	72.149	col gas	-16.37(0.04)	9.50(0.06)	0.5852 ²⁵ (p>1 atm)	1.3476 ⁸	i H ₂ O; s EtOH, eth, ctc
8007	Neopine		C ₁₈ H ₂₁ NO ₃	467-14-1	299.365	nd (peth)	127.5				s H ₂ O, EtOH, eth, bz; vs chl; sl lig
8008	Neostigmine bromide		C ₁₂ H ₁₈ BrN ₂ O ₂	114-80-7	303.195	cry (al-eth)	167 dec				vs H ₂ O; s EtOH
8009	Nepetalactone		C ₁₀ H ₁₄ O ₂	490-10-8	166.217			71 ^{0.05}	1.0663 ²⁵	1.4859 ²⁵	
8010	<i>cis</i> -Nerolidol		C ₁₅ H ₂₆ O	142-50-7	222.366			276	0.8778 ²⁰	1.4898 ²⁰	vs EtOH; s eth, ace, HOAc
8011	Neurine		C ₅ H ₁₃ NO	463-88-7	103.163	syr					vs H ₂ O, eth, EtOH
8012	Neutral Red		C ₁₅ H ₁₇ ClN ₄	553-24-2	288.776	grn pow					s H ₂ O, ethylene glycol, EtOH; i xyl
8013	Nialamide		C ₁₂ H ₁₈ N ₂ O ₂	51-12-7	298.340		154(1)				
8014	Nickel(II) acetate		C ₄ H ₆ NiO ₄	373-02-4	176.782						vs H ₂ O; s EtOH
8015	Nickel bis(dibutylthiocarbamate)		C ₁₈ H ₃₆ N ₂ NiS ₄	13927-77-0	467.445	grn cry (bz/ EtOH)	91				s bz, ace
8016	Nickel bis(2,4-pentanedioate)	Nickel acetylacetonate	C ₁₀ H ₁₄ NiO ₄	3264-82-2	256.909	grn orth cry	230	227 ¹¹			s H ₂ O, bz, chl, EtOH; i eth
8017	Nickel carbonyl	Nickel tetracarbonyl	C ₄ NiO ₄	13463-39-3	170.734	col liq	-19.3	43 (exp 60)	1.31 ²⁵		i H ₂ O; s EtOH, bz, ace, ctc
8018	Nickelocene	Bis(η 5-2,4-cyclopentadien-1-yl)nickel	C ₁₀ H ₁₀ Ni	1271-28-9	188.879	grn cry	173				
8019	Niclosamide		C ₁₃ H ₈ Cl ₂ N ₂ O ₄	50-65-7	327.120		227				
8020	Nicofibrate		C ₁₆ H ₁₆ ClNO ₃	31980-29-7	305.756		49	180 ^{0.4}			
8021	Nicosulfuron		C ₁₅ H ₁₈ N ₆ O ₆ S	111991-09-4	410.405		172				
8022	Nicotelline	3,2':4',3"-Terpyridine	C ₁₅ H ₁₁ N ₃	494-04-2	233.268	prismatic nd	148	>300			sl H ₂ O, eth; s bz, chl, EtOH
8023	Nicotinamide hypoxanthine dinucleotide	Nicotinic acid adenine dinucleotide	C ₂₁ H ₂₆ N ₆ O ₁₅ P ₂	1851-07-6	664.410	pow					
8024	β -Nicotinamide mononucleotide	NMN	C ₁₁ H ₁₅ N ₂ O ₆ P	1094-61-7	334.219	amor pow					vs H ₂ O; i ace
8025	<i>L</i> -Nicotine	3-(1-Methyl-2-pyrrolidinyl)pyridine, (S)-	C ₁₀ H ₁₄ N ₂	54-11-5	162.231	hyg liq	-79	246(13)	1.0097 ²⁰	1.5282 ²⁰	msc H ₂ O; vs EtOH, eth, chl; s lig
8026	Nifurthiazole		C ₈ H ₆ N ₄ O ₂ S	3570-75-0	254.224	cry	215 dec				
8027	Nitralin	4-(Methylsulfonyl)-2,6-dinitro- <i>N,N</i> -dipropylaniline	C ₁₃ H ₁₃ N ₃ O ₆ S	4726-14-1	345.371		151.7(0.5)				
8028	Nitrilic acid	2,5-Dihydroxy-3,6-dinitro-2,5-cyclohexadiene-1,4-dione	C ₆ H ₂ N ₂ O ₈	479-22-1	230.088	gold-ye pl (+w, dil HNO ₃)	170 dec				vs H ₂ O, EtOH; i eth
8029	Nitrapyrin	Pyridine, 2-chloro-6-(trichloromethyl)-	C ₆ H ₅ Cl ₃ N	1929-82-4	230.907		64.08(0.01)	136 ¹¹			
8030	Nitrilotriacetic acid	<i>N,N</i> -Bis(carboxymethyl)glycine	C ₆ H ₉ NO ₆	139-13-9	191.138	pr cry (w)	242 dec				sl H ₂ O, DMSO; s EtOH



No.	Name	Synonym	Mol. Form.	CAS RN	Mol. Wt.	Physical Form	mp/°C	bp/°C	den g cm ⁻³	n _D	Solubility
8031	2,2',2"-Nitrilotriacetonitrile	Tricyanotrimethylamine	C ₆ H ₆ N ₄	7327-60-8	134.139	nd (EtOH)	125.5				
8032	Nitroacetic acid		C ₂ H ₃ NO ₄	625-75-2	105.050	nd (chl)	92 dec				vs bz, eth, EtOH, chl
8033	Nitroacetone		C ₃ H ₅ NO ₃	10230-68-9	103.077	pl, nd (eth, bz)	50(4)	103 ²⁴			vs bz, eth, EtOH
8034	2-Nitroaniline		C ₆ H ₆ N ₂ O ₂	88-74-4	138.124		71(1)	285(2)	0.9015 ²⁵		sl H ₂ O; s EtOH; vs eth, ace, bz, chl
8035	3-Nitroaniline		C ₆ H ₆ N ₂ O ₂	99-09-2	138.124		112(2)	312(3)	0.9011 ²⁵		sl H ₂ O, bz; s EtOH, eth, ace; vs MeOH
8036	4-Nitroaniline		C ₆ H ₆ N ₂ O ₂	100-01-6	138.124	pa ye mcl nd (w)	147.7(0.5)	328(8)	1.424 ²⁰		i H ₂ O; s EtOH, eth, ace; sl bz, DMSO
8037	2-Nitroanisole	1-Methoxy-2-nitrobenzene	C ₇ H ₇ NO ₃	91-23-6	153.136	oily liq	9.4(0.9)	272(7)	1.2540 ²⁰	1.5161 ²⁰	i H ₂ O; msc EtOH, eth; s ctc
8038	3-Nitroanisole	1-Methoxy-3-nitrobenzene	C ₇ H ₇ NO ₃	555-03-3	153.136	nd (al), pl (bz-lig)	38(2)	258	1.373 ¹⁸		i H ₂ O; s EtOH; vs eth
8039	4-Nitroanisole	1-Methoxy-4-nitrobenzene	C ₇ H ₇ NO ₃	100-17-4	153.136	pr (al), nd (dil al)	54(1)	259(6)	1.2192 ⁶⁰	1.5070 ⁶⁰	i H ₂ O; vs EtOH, eth; s ctc; sl peth
8040	9-Nitroanthracene		C ₁₄ H ₉ NO ₂	602-60-8	223.227	ye nd (al) pr (HOAc or xyl)	147.2(0.7)	275 ¹⁷			i H ₂ O; sl EtOH, chl; vs ace, CS ₂
8041	1-Nitro-9,10-anthracenedione		C ₁₄ H ₇ NO ₄	82-34-8	253.211	nd (HOAc) ye pr (ace)	231.5	270 ⁷			i H ₂ O; sl EtOH, eth; s ace, bz
8042	2-Nitrobenzaldehyde		C ₇ H ₅ NO ₃	552-89-6	151.120	ye nd (w)	43.5(0.2)	153 ²³	1.2844 ²⁰		sl H ₂ O, chl; vs EtOH, eth, ace, bz
8043	3-Nitrobenzaldehyde		C ₇ H ₅ NO ₃	99-61-6	151.120	lt ye nd (w)	58.0(0.2)	164 ²³	1.2792 ²⁰		sl H ₂ O; s EtOH, eth, chl; vs ace, bz
8044	4-Nitrobenzaldehyde		C ₇ H ₅ NO ₃	555-16-8	151.120	lf, pr (w)	105(3)	sub	1.496 ²⁵		sl H ₂ O, lig; vs EtOH; s bz, chl, HOAc
8045	3-Nitrobenzamide		C ₇ H ₆ N ₂ O ₃	645-09-0	166.134		142.7	312.5			s H ₂ O, EtOH, eth
8046	4-Nitrobenzamide		C ₇ H ₆ N ₂ O ₃	619-80-7	166.134	nd (w)	190(2)				i H ₂ O; s EtOH, eth
8047	Nitrobenzene		C ₆ H ₅ NO ₂	98-95-3	123.110	oily liq	5.65(0.07)	210.7(0.3)	1.2037 ²⁰	1.5562 ²⁰	sl H ₂ O, ctc; vs EtOH, eth, ace, bz
8048	2-Nitrobenzeneacetic acid	<i>o</i> -Nitrophenylacetic acid	C ₈ H ₇ NO ₄	3740-52-1	181.147	nd (w, pl (dil al))	138(2)				s H ₂ O, EtOH
8049	3-Nitrobenzeneacetic acid		C ₈ H ₇ NO ₄	1877-73-2	181.147	nd (w)	117(2)				vs EtOH
8050	4-Nitrobenzeneacetic acid	<i>p</i> -Nitrophenylacetic acid	C ₈ H ₇ NO ₄	104-03-0	181.147	pa ye nd (w)	154				sl H ₂ O; s EtOH, eth, bz
8051	2-Nitrobenzeneacetonitrile	2-Nitrobenzyl cyanide	C ₈ H ₆ N ₂ O ₂	610-66-2	162.146	nd (dil al), pr (HOAc, al)	84	178 ¹²			vs ace, bz, eth, EtOH
8052	4-Nitrobenzeneacetonitrile	4-Nitrobenzyl cyanide	C ₈ H ₆ N ₂ O ₂	555-21-5	162.146	pr (al)	117	196 ¹²			sl H ₂ O; s EtOH, eth, bz, chl
8053	4-Nitro-1,2-benzenediamine	4-Nitro- <i>o</i> -phenylenediamine	C ₆ H ₇ N ₃ O ₂	99-56-9	153.139	dk red nd (dil al)	199.5				s acid
8054	4-Nitro-1,3-benzenediamine		C ₆ H ₇ N ₃ O ₂	5131-58-8	153.139	oran pr (w)	161				
8055	5-Nitro-1,3-benzenediamine	1,3-Diamino-5-nitrobenzene	C ₆ H ₇ N ₃ O ₂	5042-55-7	153.139	red cry (w)	143				
8056	2-Nitro-1,4-benzenediamine		C ₆ H ₇ N ₃ O ₂	5307-14-2	153.139		140.0				
8057	3-Nitro-1,2-benzenedicarboxylic acid	3-Nitrophthalic acid	C ₈ H ₅ NO ₆	603-11-2	211.129	pa ye pr (w)	218				sl H ₂ O, ace; s EtOH; i bz, peth, chl
8058	4-Nitro-1,2-benzenedicarboxylic acid	4-Nitrophthalic acid	C ₈ H ₅ NO ₆	610-27-5	211.129	pa ye nd (w, eth)	164.8				s H ₂ O, EtOH; i bz, chl, CS ₂ , peth
8059	2-Nitrobenzeneethanol		C ₈ H ₉ NO ₃	15121-84-3	167.162		1.0	267	1.19 ²⁵	1.5637 ²⁰	
8060	4-Nitrobenzeneethanol		C ₈ H ₉ NO ₃	100-27-6	167.162		63	148 ²			
8061	2-Nitrobenzenemethanol	2-Nitrobenzyl alcohol	C ₇ H ₇ NO ₃	612-25-9	153.136	nd (w)	74	270			sl H ₂ O; s EtOH, eth
8062	3-Nitrobenzenemethanol	3-Nitrobenzyl alcohol	C ₇ H ₇ NO ₃	619-25-0	153.136	orth nd (w)	30.5	177 ³	1.296 ¹⁹		s H ₂ O, EtOH, eth; sl chl
8063	4-Nitrobenzenemethanol	4-Nitrobenzyl alcohol	C ₇ H ₇ NO ₃	619-73-8	153.136	nd (w)	96.5	255 dec			sl H ₂ O, ace; s EtOH, eth
8064	2-Nitrobenzenesulfonyl chloride		C ₆ H ₄ ClNO ₂ S	7669-54-7	189.620	ye nd (bz)	75				vs eth, bz, chl

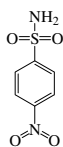
 8031 2,2',2''-Nitritriacetone	 8032 Nitroacetic acid	 8033 Nitroacetone	 8034 2-Nitroaniline	 8035 3-Nitroaniline	 8036 4-Nitroaniline	 8037 2-Nitroanisole	 8038 3-Nitroanisole	 8039 4-Nitroanisole
 8040 9-Nitroanthracene	 8041 1-Nitro-9,10-anthracenedione	 8042 2-Nitrobenzaldehyde	 8043 3-Nitrobenzaldehyde	 8044 4-Nitrobenzaldehyde	 8045 3-Nitrobenzamide	 8046 4-Nitrobenzamide	 8047 Nitrobenzene	
 8048 2-Nitrobenzoic acid	 8049 3-Nitrobenzoic acid	 8050 4-Nitrobenzoic acid	 8051 2-Nitrobenzonitrile	 8052 4-Nitrobenzonitrile	 8053 4-Nitro-1,2-benzenediamine			
 8054 4-Nitro-1,3-benzenediamine	 8055 5-Nitro-1,3-benzenediamine	 8056 2-Nitro-1,4-benzenediamine	 8057 3-Nitro-1,2-benzenedicarboxylic acid	 8058 4-Nitro-1,2-benzenedicarboxylic acid				
 8059 2-Nitrobenzethanol	 8060 4-Nitrobenzethanol	 8061 2-Nitrobenzethanol	 8062 3-Nitrobenzethanol	 8063 4-Nitrobenzethanol	 8064 2-Nitrobenzenesulfonyl chloride			

No.	Name	Synonym	Mol. Form.	CAS RN	Mol. Wt.	Physical Form	mp/°C	bp/°C	den g cm ⁻³	n _D	Solubility
8065	4-Nitrobenzenesulfonyl chloride		C ₆ H ₄ ClNO ₂ S	937-32-6	189.620	ye lf (peth)	52	125 ^{9,1}			vs bz
8066	4-Nitrobenzenesulfonamide		C ₆ H ₆ N ₂ O ₄ S	6325-93-5	202.188		-92.7(0.4)				
8067	3-Nitrobenzenesulfonic acid		C ₆ H ₅ NO ₃ S	98-47-5	203.173	pl	48				vs H ₂ O; s EtOH; i eth, bz
8068	4-Nitrobenzenesulfonic acid		C ₆ H ₅ NO ₃ S	138-42-1	203.173		95				vs H ₂ O
8069	2-Nitrobenzenesulfonyl chloride		C ₆ H ₄ ClNO ₂ S	1694-92-4	221.619	pr (lig, eth-peth)	68.5				s eth; sl peth
8070	3-Nitrobenzenesulfonyl chloride		C ₆ H ₄ ClNO ₂ S	121-51-7	221.619	mcl pr (eth) nd (lig)	64				i H ₂ O; s EtOH
8071	4-Nitrobenzenesulfonyl chloride		C ₆ H ₄ ClNO ₂ S	98-74-8	221.619	mcl pr (peth)	79.5	143 ^{1,5}			s peth
8072	5-Nitro-1 <i>H</i> -benzimidazole		C ₇ H ₅ N ₃ O ₂	94-52-0	163.134	nd (w)	207.8				i H ₂ O, eth, bz, chl; s acid; vs EtOH
8073	2-Nitrobenzoic acid		C ₇ H ₅ NO ₄	552-16-9	167.120	tcl nd (w)	147(1)		1.575 ²⁰		s H ₂ O, eth; vs EtOH, ace; sl bz, lig
8074	3-Nitrobenzoic acid		C ₇ H ₅ NO ₄	121-92-6	167.120	mcl pr (w)	141.3(0.4)		1.494 ²⁰		sl H ₂ O, bz; vs EtOH, eth, ace; s chl
8075	4-Nitrobenzoic acid		C ₇ H ₅ NO ₄	62-23-7	167.120	mcl lf (w)	241(3)	320(14)	1.610 ²⁰		vs ace, eth, EtOH, chl, MeOH
8076	3-Nitrobenzoic acid, hydrazide		C ₇ H ₇ N ₃ O ₃	618-94-0	181.149		153.5				sl H ₂ O, EtOH; i eth, bz, chl
8077	4-Nitrobenzoic acid, hydrazide		C ₇ H ₇ N ₃ O ₃	636-97-5	181.149		215.5				sl H ₂ O, EtOH; i eth, bz, chl
8078	3-Nitrobenzonitrile		C ₇ H ₄ N ₂ O ₂	619-24-9	148.119		116.6(0.6)	165 ¹⁶			s H ₂ O, EtOH, bz; vs eth, ace; i peth
8079	4-Nitrobenzonitrile		C ₇ H ₄ N ₂ O ₂	619-72-7	148.119		147.5(0.6)				sl H ₂ O, EtOH, eth; s chl, HOAc
8080	5-Nitro-1 <i>H</i> -benzotriazole		C ₆ H ₄ N ₄ O ₂	2338-12-7	164.122		217				
8081	2-Nitrobenzoyl chloride		C ₇ H ₄ ClNO ₂	610-14-0	185.565		20				vs eth; sl ctc
8082	3-Nitrobenzoyl chloride		C ₇ H ₄ ClNO ₂	121-90-4	185.565		36	276.5			vs eth
8083	4-Nitrobenzoyl chloride		C ₇ H ₄ ClNO ₂	122-04-3	185.565	ye nd (lig)	71(1)	203 ¹⁰⁵			s eth
8084	2-Nitrobiphenyl	2-Nitro-1,1'-biphenyl	C ₁₂ H ₉ NO ₂	86-00-0	199.205	pl (al, MeOH)	37(1)	320	1.44 ²⁵		i H ₂ O; s EtOH, eth, chl
8085	3-Nitrobiphenyl	3-Nitro-1,1'-biphenyl	C ₁₂ H ₉ NO ₂	2113-58-8	199.205	ye pl or nd (dil al)	61(1)	227 ³⁵			i H ₂ O; s EtOH, eth, HOAc, lig
8086	4-Nitrobiphenyl	4-Nitro-1,1'-biphenyl	C ₁₂ H ₉ NO ₂	92-93-3	199.205	ye nd (al)	112.9(0.7)	340			i H ₂ O; sl EtOH; s eth, bz, chl, HOAc
8087	2-Nitro-1,1-bis(<i>p</i> -chlorophenyl)propane		C ₁₅ H ₁₃ Cl ₂ NO ₂	117-27-1	310.176	cry	82.0(0.5)	180 ^{9,16}			
8088	1-Nitrobutane		C ₄ H ₉ NO ₂	627-05-4	103.120			152.8(0.4)	0.970 ²⁵	1.4303 ²⁰	sl H ₂ O; msc EtOH, eth; s alk
8089	2-Nitro-1-butanol		C ₄ H ₉ NO ₃	609-31-4	119.119		-47	105 ¹⁰	1.1332 ²⁵	1.4390 ²⁰	s H ₂ O, ace; msc EtOH, eth; sl ctc
8090	3-Nitro-2-butanol		C ₄ H ₉ NO ₃	6270-16-2	119.119			91 ⁹	1.1260 ²⁰	1.4414 ²⁰	
8091	6-Nitrochrysene		C ₁₈ H ₁₁ NO ₂	7496-02-8	273.286	ye nd (bz)	213.5(0.9)				
8092	Nitrocyclohexane		C ₆ H ₁₁ NO ₂	1122-60-7	129.157	liq	-34	205	1.0610 ²⁰	1.4612 ¹⁹	i H ₂ O; s EtOH, lig
8093	1-Nitrodecane		C ₁₀ H ₂₁ NO ₂	4609-87-4	187.280			86 ¹		1.4337 ²⁰	
8094	<i>N</i> -Nitrodiethylamine	<i>N</i> -Ethyl- <i>N</i> -nitroethanamine	C ₄ H ₁₀ N ₂ O ₂	7119-92-8	118.134			206.5	1.057 ¹⁵		vs eth, EtOH
8095	Nitroethane		C ₂ H ₅ NO ₂	79-24-3	75.067	liq	-89.42(0.07)	114.1(0.2)	1.0448 ²⁵	1.3917 ²⁰	sl H ₂ O; msc EtOH, eth; s ace, chl
8096	2-Nitroethanol		C ₂ H ₅ NO ₃	625-48-9	91.066	liq	-80	195(2)	1.270 ¹⁵	1.4438 ¹⁹	msc H ₂ O, EtOH, eth; i bz
8097	Nitroethene		C ₂ H ₃ NO ₂	3638-64-0	73.051	liq	-55(2)	98.5	1.2212 ¹⁴	1.4282 ²⁰	vs EtOH, eth, ace, bz, chl
8098	(2-Nitroethyl)benzene		C ₈ H ₉ NO ₂	6125-24-2	151.163	liq	-23	250	1.126 ²⁴	1.5407 ¹⁹	
8099	Nitrofen	Benzene, 2,4-dichloro-1-(4-nitrophenoxy)-	C ₁₂ H ₇ Cl ₂ NO ₃	1836-75-5	284.095		71(2)				
8100	2-Nitro-9 <i>H</i> -fluorene		C ₁₃ H ₉ NO ₂	607-57-8	211.216	nd (50% HOAc ace)	155(1)				i H ₂ O; s ace, bz
8101	2-Nitro-9 <i>H</i> -fluoren-9-one		C ₁₃ H ₇ NO ₃	3096-52-4	225.200	ye nd or lf (HOAc)	224.3	sub			sl EtOH; s ace, sulf, HOAc



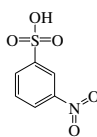
8065

4-Nitrobenzenesulfonyl chloride



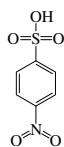
8066

4-Nitrobenzenesulfonamide



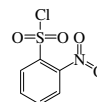
8067

3-Nitrobenzenesulfonic acid



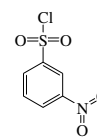
8068

4-Nitrobenzenesulfonic acid



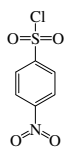
8069

2-Nitrobenzenesulfonyl chloride



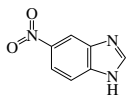
8070

3-Nitrobenzenesulfonyl chloride



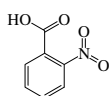
8071

4-Nitrobenzenesulfonyl chloride



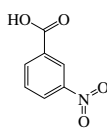
8072

5-Nitro-1H-benzimidazole



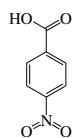
8073

2-Nitrobenzoic acid



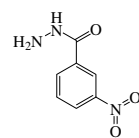
8074

3-Nitrobenzoic acid



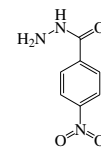
8075

4-Nitrobenzoic acid



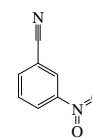
8076

3-Nitrobenzoic acid, hydrazide



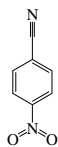
8077

4-Nitrobenzoic acid, hydrazide



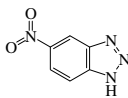
8078

3-Nitrobenzonitrile



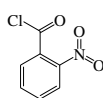
8079

4-Nitrobenzonitrile



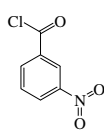
8080

5-Nitro-1H-benzotriazole



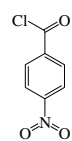
8081

2-Nitrobenzoyl chloride



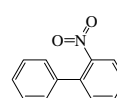
8082

3-Nitrobenzoyl chloride



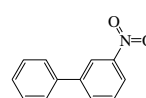
8083

4-Nitrobenzoyl chloride



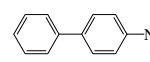
8084

2-Nitrobiphenyl



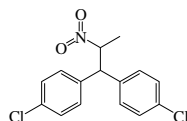
8085

3-Nitrobiphenyl



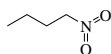
8086

4-Nitrobiphenyl



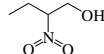
8087

2-Nitro-1,1-bis(p-chlorophenyl)propane



8088

1-Nitrobutane



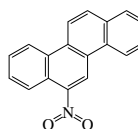
8089

2-Nitro-1-butanol



8090

3-Nitro-2-butanol



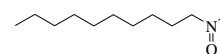
8091

6-Nitrochrysene



8092

Nitrocyclohexane



8093

1-Nitrodecane



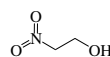
8094

N-Nitrodiethylamine



8095

Nitroethane



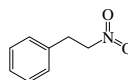
8096

2-Nitroethanol



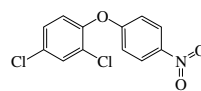
8097

Nitroethene



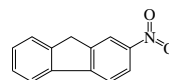
8098

(2-Nitroethyl)benzene



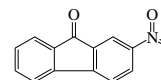
8099

Nitrofen



8100

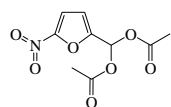
2-Nitro-9H-fluorene



8101

2-Nitro-9H-fluoren-9-one

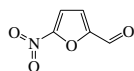
No.	Name	Synonym	Mol. Form.	CAS RN	Mol. Wt.	Physical Form	mp/°C	bp/°C	den g cm ⁻³	n _D	Solubility
8102	5-Nitro-2-furaldehyde diacetate		C ₉ H ₅ NO ₇	92-55-7	243.170		92(1)				s chl
8103	2-Nitrofurran		C ₄ H ₃ NO ₃	609-39-2	113.072	ye mcl cry (peth)	29(1)	134 ¹²³			s H ₂ O, EtOH, eth
8104	5-Nitro-2-furancarboxaldehyde		C ₅ H ₃ NO ₄	698-63-5	141.083	pa ye (peth)	36(1)	130 ¹⁰			sl H ₂ O; s peth
8105	5-Nitro-2-furancarboxylic acid		C ₅ H ₃ NO ₅	645-12-5	157.082	pa ye pl (w)	186(1)	sub			s H ₂ O, EtOH, eth; sl ace, bz; i chl
8106	Nitrofurantoin		C ₈ H ₆ N ₄ O ₅	67-20-9	238.158		263				
8107	Nitrofurazone	2-[(5-Nitro-2-furanyl)-methylene]hydrazinecarboxamide	C ₆ H ₆ N ₄ O ₄	59-87-0	198.137	pa ye nd	237(1)				i H ₂ O, eth; sl EtOH, DMSO; s alk
8108	Nitrogen mustard <i>N</i> -oxide hydrochloride	Mechlorethamine oxide hydrochloride	C ₅ H ₁₂ Cl ₃ NO	302-70-5	208.514	pr (ace)	110				s H ₂ O
8109	Nitroguanidine		CH ₄ N ₄ O ₂	556-88-7	104.069	nd or pr (w)	253(42)				sl H ₂ O, EtOH; i eth; vs alk
8110	1-Nitrohexane		C ₆ H ₁₃ NO ₂	646-14-0	131.173			193	0.9396 ²⁰	1.4270 ²⁰	i H ₂ O; s EtOH, eth, ace, bz, alk
8111	3-Nitro-4-hydroxyphenylarsonic acid	Roxarsone	C ₆ H ₆ AsNO ₆	121-19-7	263.037	ye nd or pl (w)	300				sl hot H ₂ O; i eth, EtOAc; vs MeOH, EtOH
8112	2-Nitro-1 <i>H</i> -imidazole	Azomycin	C ₃ H ₃ N ₃ O ₂	527-73-1	113.075	cry (MeOH)	287 dec				
8113	4-Nitro-1 <i>H</i> -imidazole		C ₃ H ₃ N ₃ O ₂	3034-38-6	113.075		303 dec				
8114	5-Nitro-1 <i>H</i> -indazole		C ₇ H ₅ N ₃ O ₂	5401-94-5	163.134	ye nd or col nd (al)	208				s EtOH, eth, bz; vs ace, HOAc; i lig
8115	6-Nitro-1 <i>H</i> -indazole		C ₇ H ₅ N ₃ O ₂	7597-18-4	163.134	nd (w, al, ace)	181 dec				s H ₂ O, EtOH, eth, bz; vs ace; i lig
8116	4-Nitro-1,3-isobenzofurandione		C ₈ H ₃ NO ₅	641-70-3	193.114	nd (ace, al)	163.4(0.2)				i H ₂ O; s EtOH, ace, HOAc; sl bz
8117	5-Nitro-1,3-isobenzofurandione		C ₈ H ₃ NO ₅	5466-84-2	193.114		115(1)	196 ⁸			i H ₂ O, peth; s EtOH, ace; sl eth
8118	2-Nitroisobutane	2-Methyl-2-nitropropane	C ₄ H ₉ NO ₂	594-70-7	103.120		26.2(0.2)	133.4(0.2)	0.9501 ²⁸	1.4015 ²⁰	msc EtOH, eth, ace, bz; vs chl; i alk
8119	5-Nitro-1 <i>H</i> -isoindole-1,3(2 <i>H</i>)-dione		C ₈ H ₄ N ₂ O ₄	89-40-7	192.129	col nd (w), ye lf (al-ace)	202				vs ace
8120	Nitromersol		C ₇ H ₅ HgNO ₃	133-58-4	351.71						i H ₂ O; sl ace, EtOH; s alk
8121	<i>N</i> -Nitromethanamine		CH ₄ N ₂ O ₂	598-57-2	76.055		38	82 ¹⁰	1.2433 ⁴⁹	1.4616 ⁴⁹	vs H ₂ O, EtOH, bz, chl; s eth; sl peth
8122	Nitromethane	Nitrocarbol	CH ₃ NO ₂	75-52-5	61.041	liq	-28.7(0.8)	101.19(0.1)	1.1371 ²⁰	1.3817 ²⁰	s H ₂ O, EtOH, eth, ace, ctc, alk
8123	(Nitromethyl)benzene		C ₇ H ₇ NO ₂	622-42-4	137.137	ye liq		236(6)	1.1596 ²⁰	1.5323 ²⁰	vs ace, eth
8124	Nitron		C ₂₀ H ₁₆ N ₄	2218-94-2	312.368	ye lf (al), nd (chl)	189 dec				vs ace, bz, EtOH, chl
8125	1-Nitronaphthalene		C ₁₀ H ₇ NO ₂	86-57-7	173.169	ye nd (al)	55.5(0.8)	180 ¹⁴	1.332 ²⁰		i H ₂ O; vs EtOH, eth, bz, chl, py
8126	2-Nitronaphthalene		C ₁₀ H ₇ NO ₂	581-89-5	173.169	ye orth nd or pl (al)	75(1)	314			i H ₂ O; vs EtOH, eth
8127	1-Nitro-2-naphthol		C ₁₀ H ₇ NO ₃	550-60-7	189.168	ye nd, lf or pr (al)	104	115 ^{0.05}			s H ₂ O, EtOH; vs eth; sl chl
8128	1-Nitrooctane		C ₈ H ₁₇ NO ₂	629-37-8	159.227		15	208.5	0.9346 ²⁰	1.4322 ²⁰	
8129	1-Nitropentane		C ₅ H ₁₁ NO ₂	628-05-7	117.147			172.5	0.9525 ²⁰	1.4175 ²⁰	s EtOH, eth, bz
8130	3-Nitropentane		C ₅ H ₁₁ NO ₂	551-88-2	117.147			154	0.957 ⁹		vs ace, eth, EtOH
8131	5-Nitro-1,10-phenanthroline		C ₁₂ H ₇ N ₃ O ₂	4199-88-6	225.203		202.3				
8132	2-Nitrophenol		C ₆ H ₅ NO ₃	88-75-5	139.109	ye nd or pr (eth, al)	44.9(0.5)	216	1.2942 ⁴⁰	1.5723 ⁵⁰	sl H ₂ O; vs EtOH, eth, ace, bz, py
8133	3-Nitrophenol		C ₆ H ₅ NO ₃	554-84-7	139.109	ye mcl (eth, aq Hcl)	95(1)	194 ⁷⁰	1.2797 ¹⁰⁰		sl H ₂ O, DMSO; vs EtOH, eth, ace, bz
8134	4-Nitrophenol		C ₆ H ₅ NO ₃	100-02-7	139.109	ye mcl pr (to)	113.8(0.2)		1.479 ²⁰		sl H ₂ O; vs EtOH, eth, ace; s tol, py



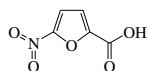
8102
5-Nitro-2-furaldehyde diacetate



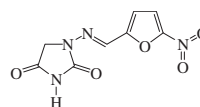
8103
2-Nitrofuran



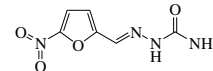
8104
5-Nitro-2-furancarboxaldehyde



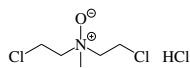
8105
5-Nitro-2-furancarboxylic acid



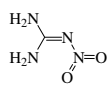
8106
Nitrofurantoin



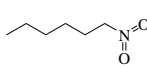
8107
Nitrofurazone



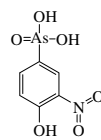
8108
Nitrogen mustard *N*-oxide hydrochloride



8109
Nitroguanidine



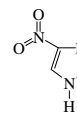
8110
1-Nitrohexane



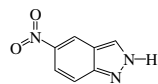
8111
3-Nitro-4-hydroxyphenylarsonic acid



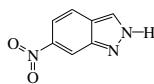
8112
2-Nitro-1*H*-imidazole



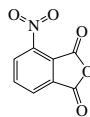
8113
4-Nitro-1*H*-imidazole



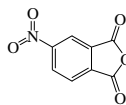
8114
5-Nitro-1*H*-indazole



8115
6-Nitro-1*H*-indazole



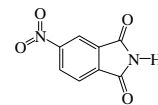
8116
4-Nitro-1,3-isobenzofurandione



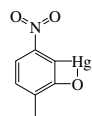
8117
5-Nitro-1,3-isobenzofurandione



8118
2-Nitroisobutane



8119
5-Nitro-1*H*-isoindole-1,3(2*H*)-dione



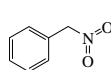
8120
Nitromersol



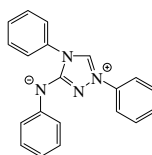
8121
N-Nitromethanamine



8122
Nitromethane



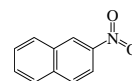
8123
(Nitromethyl)benzene



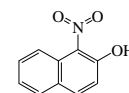
8124
Nitron



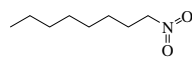
8125
1-Nitronaphthalene



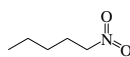
8126
2-Nitronaphthalene



8127
1-Nitro-2-naphthol



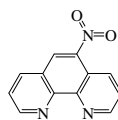
8128
1-Nitrooctane



8129
1-Nitropentane



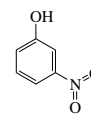
8130
3-Nitropentane



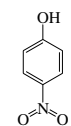
8131
5-Nitro-1,10-phenanthroline



8132
2-Nitrophenol

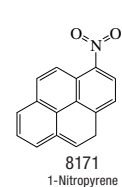
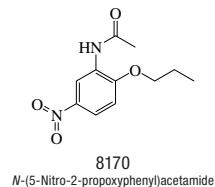
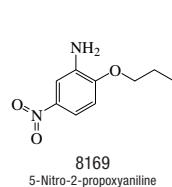
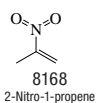
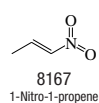
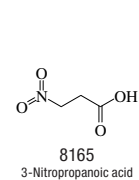
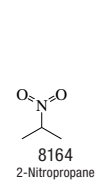
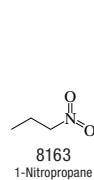
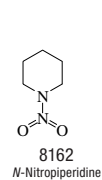
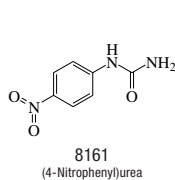
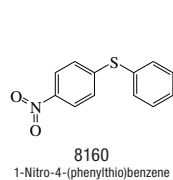
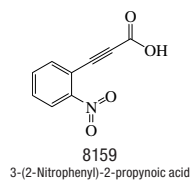
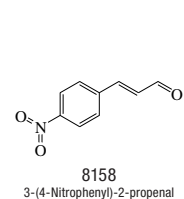
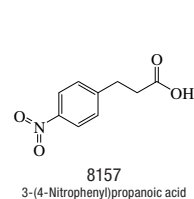
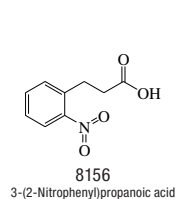
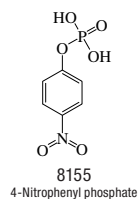
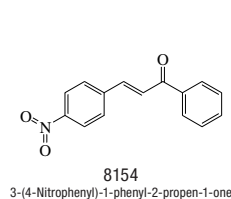
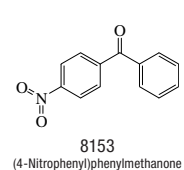
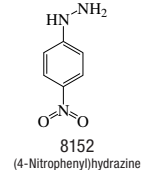
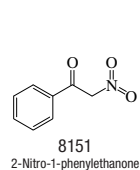
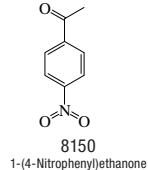
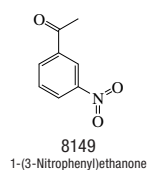
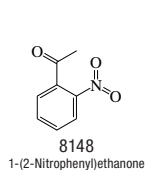
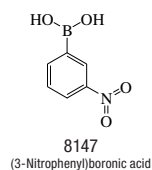
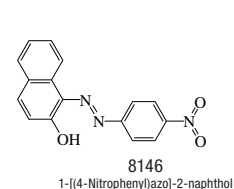
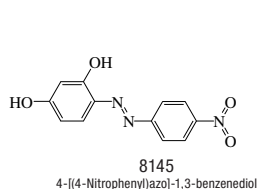
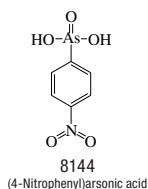
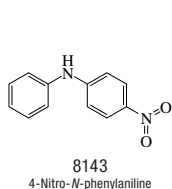
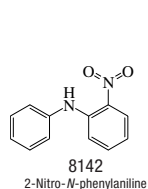
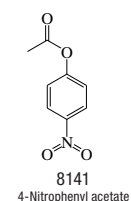
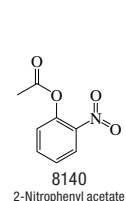
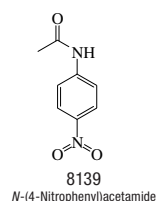
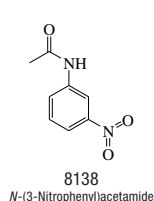
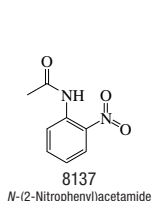
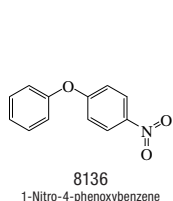
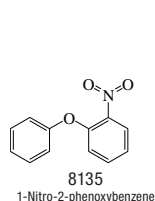


8133
3-Nitrophenol

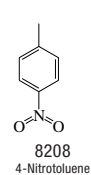
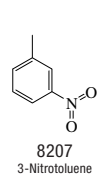
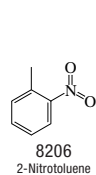
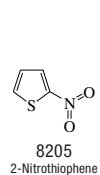
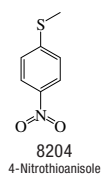
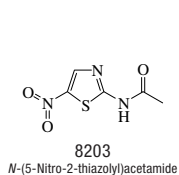
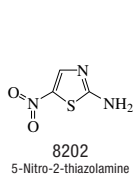
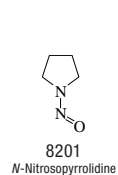
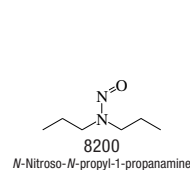
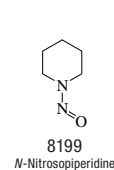
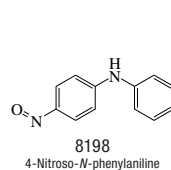
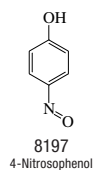
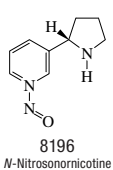
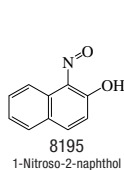
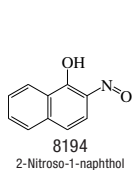
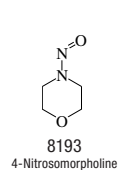
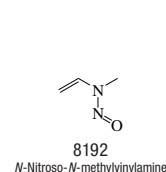
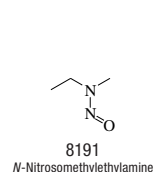
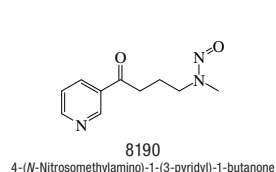
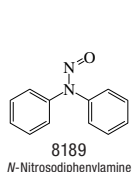
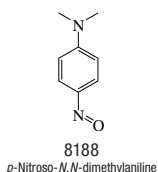
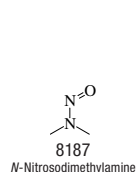
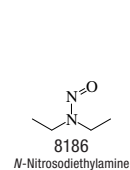
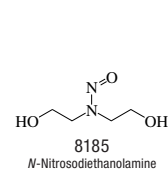
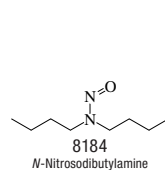
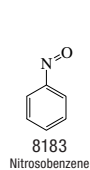
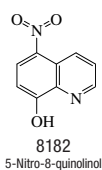
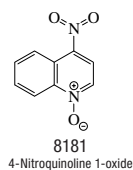
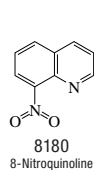
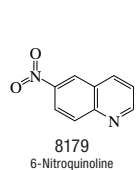
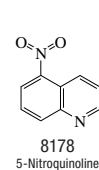
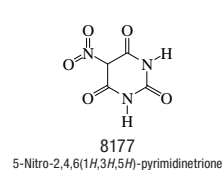
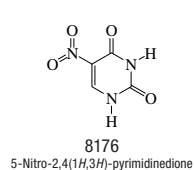
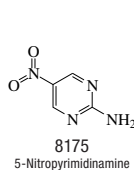
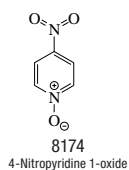
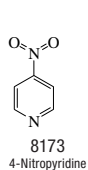
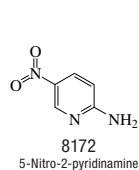


8134
4-Nitrophenol

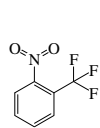
No.	Name	Synonym	Mol. Form.	CAS RN	Mol. Wt.	Physical Form	mp/°C	bp/°C	den g cm ⁻³	n _D	Solubility
8135	1-Nitro-2-phenoxybenzene		C ₁₂ H ₉ NO ₃	2216-12-8	215.204	ye liq	<-20	235 ⁸⁰	1.2539 ²²	1.575 ²⁰	vs bz, eth, EtOH, chl
8136	1-Nitro-4-phenoxybenzene		C ₁₂ H ₉ NO ₃	620-88-2	215.204	pl (peth), MeOH	61	320			i H ₂ O; sl EtOH, ctc; s eth, bz
8137	<i>N</i> -(2-Nitrophenyl)acetamide		C ₈ H ₈ N ₂ O ₃	552-32-9	180.161		93.0(0.5)	100 ^{9,1}	1.419 ¹⁵		s H ₂ O, EtOH, bz, chl, lig; vs eth
8138	<i>N</i> -(3-Nitrophenyl)acetamide		C ₈ H ₈ N ₂ O ₃	122-28-1	180.161	wh lf (al)	154.5(0.5)	100 ^{9,0074}			s H ₂ O, EtOH, chl; i eth; sl tfa
8139	<i>N</i> -(4-Nitrophenyl)acetamide		C ₈ H ₈ N ₂ O ₃	104-04-1	180.161	ye pr (w)	216(1)	100 ^{9,008}			sl H ₂ O, eth, chl; s EtOH, tfa, alk
8140	2-Nitrophenyl acetate		C ₈ H ₇ NO ₄	610-69-5	181.147	nd or pr (lig)	40.5	253 dec			s H ₂ O; vs EtOH, eth, ace, bz; sl lig
8141	4-Nitrophenyl acetate		C ₈ H ₇ NO ₄	830-03-5	181.147	lf (dil al)	82.3				vs H ₂ O, bz; s EtOH, chl, lig
8142	2-Nitro- <i>N</i> -phenylaniline		C ₁₂ H ₉ N ₂ O ₂	119-75-5	214.219		74.9(0.2)	215 ¹⁵	1.3660 ²⁰		i H ₂ O; s EtOH; sl ctc
8143	4-Nitro- <i>N</i> -phenylaniline		C ₁₂ H ₉ N ₂ O ₂	836-30-6	214.219		134(2)	211 ³⁰			i H ₂ O; vs EtOH; sl ace; s con sulf
8144	(4-Nitrophenyl)arsonic acid	Nitarsonic	C ₆ H ₆ AsNO ₅	98-72-6	247.038	lf or nd (w)	>310 dec				sl H ₂ O, EtOH, DMSO
8145	4-[(4-Nitrophenyl)azo]-1,3-benzenediol	Magneson	C ₁₂ H ₉ N ₃ O ₄	74-39-5	259.217	red pow (al or MeOH)	200				i H ₂ O; sl EtOH, bz, HOAc, tol
8146	1-[(4-Nitrophenyl)azo]-2-naphthol		C ₁₆ H ₁₁ N ₃ O ₃	6410-10-2	293.276	br-oran pl (to or bz)	257				vs bz, EtOH
8147	(3-Nitrophenyl)boronic acid		C ₆ H ₆ BNO ₄	13331-27-6	166.928		274.5				
8148	1-(2-Nitrophenyl)ethanone	2-Nitroacetophenone	C ₈ H ₇ NO ₃	577-59-3	165.147		28.5	178 ³²	1.2370 ²⁵	1.5468 ²⁰	i H ₂ O; vs EtOH, eth, chl
8149	1-(3-Nitrophenyl)ethanone	3-Nitroacetophenone	C ₈ H ₇ NO ₃	121-89-1	165.147	nd (al)	81(1)	202			vs H ₂ O, eth; sl EtOH, chl
8150	1-(4-Nitrophenyl)ethanone	4-Nitroacetophenone	C ₈ H ₇ NO ₃	100-19-6	165.147	ye pr (al)	80(2)	165 ⁵			vs eth, EtOH
8151	2-Nitro-1-phenylethanone		C ₈ H ₇ NO ₃	614-21-1	165.147		105(1)	158 ¹⁶		1.5468 ²⁰	vs eth, EtOH
8152	(4-Nitrophenyl)hydrazine		C ₆ H ₇ N ₃ O ₂	100-16-3	153.139	oran-red lf or nd (al)	158 dec				sl H ₂ O; s EtOH, eth, bz, chl, AcOEt
8153	(4-Nitrophenyl)phenylmethanone		C ₁₃ H ₉ NO ₃	1144-74-7	227.215	nd or lf (al)	138		1.406 ⁹		vs bz
8154	3-(4-Nitrophenyl)-1-phenyl-2-propen-1-one	Nitrochalcone	C ₁₅ H ₁₁ NO ₃	1222-98-6	253.253	pa ye nd (al) pl (bz)	164				s EtOH, chl; i eth, lig
8155	4-Nitrophenyl phosphate	4-Nitrophenyl dihydrogen phosphate	C ₆ H ₆ NO ₆ P	330-13-2	219.089	ye-wh nd	155				i cold H ₂ O; s EtOH, chl, bz
8156	3-(2-Nitrophenyl)propanoic acid	2-Nitrobenzenepropanoic acid	C ₉ H ₉ NO ₄	2001-32-3	195.172	ye cry	115				
8157	3-(4-Nitrophenyl)propanoic acid	4-Nitrobenzenepropanoic acid	C ₉ H ₉ NO ₄	16642-79-8	195.172	nd (w)	163				
8158	3-(4-Nitrophenyl)-2-propenal	4-Nitrocinnamaldehyde	C ₉ H ₇ NO ₃	1734-79-8	177.157	nd (w, al)	141.5				s H ₂ O, eth, ace, bz; vs EtOH
8159	3-(2-Nitrophenyl)-2-propynoic acid	<i>o</i> -Nitrophenylpropionic acid	C ₉ H ₇ NO ₄	530-85-8	191.141		≈157 dec; may explode				sl H ₂ O; vs EtOH, eth; i CS ₂ O
8160	1-Nitro-4-(phenylthio)benzene		C ₁₂ H ₉ NO ₂ S	952-97-6	231.270	pa ye mcl pr (lig)	56	288 ¹⁰⁰			vs eth, EtOH
8161	(4-Nitrophenyl)urea	<i>p</i> -Nitrophenylurea	C ₇ H ₇ N ₃ O ₃	556-10-5	181.149	pr (al), nd (dil al)	238				vs H ₂ O, EtOH
8162	<i>N</i> -Nitropiperidine		C ₅ H ₁₀ N ₂ O ₂	7119-94-0	130.145	liq	-5(1)	249(9)	1.1519 ²⁶	1.4954 ²⁶	
8163	1-Nitropropane		C ₃ H ₇ NO ₂	108-03-2	89.094	liq	-104.3(0.6)	131.2(0.5)	0.9961 ²⁵	1.4018 ²⁰	sl H ₂ O; msc EtOH, eth; s chl
8164	2-Nitropropane	Isonitropropane	C ₃ H ₇ NO ₂	79-46-9	89.094	liq	-91.3(0.2)	120.2(0.2)	0.9821 ²⁵	1.3944 ²⁰	sl H ₂ O; s chl
8165	3-Nitropropanoic acid		C ₃ H ₅ NO ₄	504-88-1	119.077		62		1.59 ²⁰		vs H ₂ O, EtOH, eth; s chl; i lig
8166	2-Nitro-1-propanol		C ₃ H ₇ NO ₃	2902-96-7	105.093			120 ³²	1.1841 ²⁵	1.4379 ²⁰	s H ₂ O, EtOH, eth; sl chl
8167	1-Nitro-1-propene		C ₃ H ₅ NO ₂	3156-70-5	87.078			60 ³⁴	1.0661 ²⁰	1.4527 ²⁰	s eth, ace, chl
8168	2-Nitro-1-propene		C ₃ H ₅ NO ₂	4749-28-4	87.078	ye-grn liq		52 ⁸⁰	1.0559 ²⁵	1.4358 ²⁰	s eth, ace, chl
8169	5-Nitro-2-propoxyaniline		C ₉ H ₁₂ N ₂ O ₃	553-79-7	196.202	oran (PrOH-peth)	49				vs EtOH
8170	<i>N</i> -(5-Nitro-2-propoxyphenyl)-acetamide	5'-Nitro-2'-propoxyacetanilide	C ₁₁ H ₁₄ N ₂ O ₄	553-20-8	238.240	cry (PrOH)	102.5				
8171	1-Nitropyrene		C ₁₆ H ₉ NO ₂	5522-43-0	247.248	ye nd (MeCN)	152(1)				



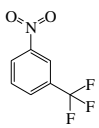
No.	Name	Synonym	Mol. Form.	CAS RN	Mol. Wt.	Physical Form	mp/°C	bp/°C	den g cm ⁻³	n _D	Solubility
8172	5-Nitro-2-pyridinamine		C ₅ H ₅ N ₃ O ₂	4214-76-0	139.113	ye lf (dil al)	188				sl H ₂ O, eth, bz, lig; s EtOH
8173	4-Nitropyridine		C ₅ H ₄ N ₂ O ₂	1122-61-8	124.098	pl (aq al)	50				
8174	4-Nitropyridine 1-oxide		C ₅ H ₄ N ₂ O ₃	1124-33-0	140.097		160.5				
8175	5-Nitropyrimidinamine		C ₄ H ₄ N ₄ O ₂	3073-77-6	140.101	nd (al)	236.5				sl H ₂ O, DMSO; s EtOH, ace; i eth, bz
8176	5-Nitro-2,4(1 <i>H</i> ,3 <i>H</i>)-pyrimidin- edione	5-Nitouracil	C ₄ H ₃ N ₃ O ₄	611-08-5	157.085	gold nd (al)	>300 exp				sl H ₂ O; s EtOH
8177	5-Nitro-2,4,6(1 <i>H</i> ,3 <i>H</i> ,5 <i>H</i>)- pyrimidinetrione	5-Nitrobarbituric acid	C ₄ H ₃ N ₃ O ₅	480-68-2	173.084	pr, lf (w+3)	180.5				s H ₂ O, EtOH; i eth
8178	5-Nitroquinoline		C ₉ H ₆ N ₂ O ₂	607-34-1	174.156	pl (w, al) nd (+w)	88(1)	sub			sl H ₂ O, chl; s EtOH, bz
8179	6-Nitroquinoline		C ₉ H ₆ N ₂ O ₂	613-50-3	174.156	ye pl (HCl-HOAc)	148(1)	170 ^{0.2}			s H ₂ O, EtOH; sl eth, chl; vs bz
8180	8-Nitroquinoline		C ₉ H ₆ N ₂ O ₂	607-35-2	174.156	mcl pr (al)	88(1)				sl H ₂ O, chl; s EtOH, eth, bz, acid
8181	4-Nitroquinoline 1-oxide		C ₉ H ₆ N ₂ O ₃	56-57-5	190.155	ye nd, pl (ace)	154				
8182	5-Nitro-8-quinolinol	Nitroxoline	C ₉ H ₆ N ₂ O ₃	4008-48-4	190.155		180				
8183	Nitrosobenzene		C ₆ H ₅ NO	586-96-9	107.110	orth or mcl (al-eth)	67.8(1)	58 ¹⁸			i H ₂ O; s EtOH, eth, bz, lig
8184	<i>N</i> -Nitrosodibutylamine	Dibutylnitrosamine	C ₈ H ₁₈ N ₂ O	924-16-3	158.241			105 ⁸			
8185	<i>N</i> -Nitrosodiethanolamine	2,2'-(Nitrosoimino)ethanol	C ₄ H ₁₀ N ₂ O ₃	1116-54-7	134.133	wh-ye oil		125 ^{0.01}		1.4849 ²⁰	
8186	<i>N</i> -Nitrosodiethylamine	Diethylnitrosamine	C ₄ H ₁₀ N ₂ O	55-18-5	102.134	ye oil		172(4)	0.9422 ²⁰	1.4386 ²⁰	s H ₂ O, EtOH, eth; sl chl
8187	<i>N</i> -Nitrosodimethylamine	Dimethylnitrosamine	C ₂ H ₆ N ₂ O	62-75-9	74.081	ye liq		146(2)	1.0048 ²⁰	1.4368 ²⁰	vs H ₂ O, EtOH, eth; s chl
8188	<i>p</i> -Nitroso- <i>N,N</i> -dimethylaniline		C ₈ H ₁₀ N ₂ O	138-89-6	150.177	grn pl (eth)	85.7(0.7)		1.145 ²⁰		sl H ₂ O; s EtOH, eth, chl, HCONH ₂
8189	<i>N</i> -Nitrosodiphenylamine	<i>N,N</i> -Diphenylnitrosamine	C ₁₂ H ₁₀ N ₂ O	86-30-6	198.219	ye pl(lig)	66.7(0.6)				i H ₂ O; sl EtOH, chl; s bz
8190	4-(<i>N</i> -Nitrosomethylamino)-1-(3-pyridyl)-1-butanone	Ketone, 3-pyridyl-3-(<i>N</i> -methyl- <i>N</i> -nitrosamino)propyl	C ₁₀ H ₁₃ N ₃ O ₂	64091-91-4	207.229		63				sl H ₂ O
8191	<i>N</i> -Nitrosomethylethylamine		C ₃ H ₈ N ₂ O	10595-95-6	88.108	ye liq		67 ⁴⁰			
8192	<i>N</i> -Nitroso- <i>N</i> -methylvinylamine	<i>N</i> -Methyl- <i>N</i> -nitrosoethenamine	C ₃ H ₆ N ₂ O	4549-40-0	86.092	ye liq		47			sl H ₂ O
8193	4-Nitrosomorpholine	<i>N</i> -Nitrosomorpholine	C ₄ H ₈ N ₂ O ₂	59-89-2	116.119		29	225			s H ₂ O
8194	2-Nitroso-1-naphthol		C ₁₀ H ₇ NO ₂	132-53-6	173.169		144.7(0.9)				sl H ₂ O, eth, bz, chl; s EtOH, ace, HOAc
8195	1-Nitroso-2-naphthol	1-Nitroso-β-naphthol	C ₁₀ H ₇ NO ₂	131-91-9	173.169	ye-br nd (peth)	106.8(0.5)				vs bz, eth
8196	<i>N</i> -Nitrosornicotine	<i>N</i> -Nitroso-3-(2-pyrrolidinyl)- pyridine	C ₉ H ₁₁ N ₃ O	16543-55-8	177.202			155 ^{0.2}			
8197	4-Nitrosophenol		C ₆ H ₅ NO ₂	104-91-6	123.110	pa ye orth nd (ace, bz)	144 dec				sl H ₂ O; s EtOH, eth, ace, bz, dil alk
8198	4-Nitroso- <i>N</i> -phenylaniline	<i>p</i> -Nitrosodiphenylamine	C ₁₂ H ₁₀ N ₂ O	156-10-5	198.219		143				sl H ₂ O, lig; vs EtOH, eth, bz
8199	<i>N</i> -Nitrosopiperidine	1-Nitrosopiperidine	C ₆ H ₁₀ N ₂ O	100-75-4	114.145	pa ye		211(7)	1.0631 ¹⁸	1.4933 ¹⁸	s H ₂ O, HCl
8200	<i>N</i> -Nitroso- <i>N</i> -propyl-1-propan- amine	<i>N</i> -Nitrosodipropylamine	C ₆ H ₁₄ N ₂ O	621-64-7	130.187	gold		206	0.9163 ²⁰	1.4437 ²⁰	sl H ₂ O; msc EtOH, eth
8201	<i>N</i> -Nitrosopyrrolidine		C ₄ H ₈ N ₂ O	930-55-2	100.119			214	1.085 ²⁵	1.4880 ²⁵	
8202	5-Nitro-2-thiazolamine	2-Amino-5-nitrothiazole	C ₃ H ₃ N ₃ O ₂ S	121-66-4	145.140	oran-ye pow	202 dec				
8203	<i>N</i> -(5-Nitro-2-thiazolyl)- acetamide	Aminitrozole	C ₅ H ₅ N ₃ O ₃ S	140-40-9	187.177	nd (al), pl (HOAc)	264.5				s alk
8204	4-Nitrothioanisole		C ₇ H ₇ NO ₂ S	701-57-5	169.202		72	137 ²	1.2391 ⁸⁰	1.6401 ²⁰	i H ₂ O; s ace, bz
8205	2-Nitrothiophene		C ₄ H ₃ NO ₂ S	609-40-5	129.138	lt ye mcl nd (peth)	46.5	224.5	1.3644 ⁴³		i H ₂ O; vs EtOH; s alk; sl peth
8206	2-Nitrotoluene		C ₇ H ₇ NO ₂	88-72-2	137.137	liq	-3.6(0.8)	220.9(0.7)	1.1611 ¹⁹	1.5450 ²⁰	i H ₂ O; msc EtOH, eth; s ctc
8207	3-Nitrotoluene		C ₇ H ₇ NO ₂	99-08-1	137.137	pa ye	15.9(0.6)	232.1(0.4)	1.1581 ²⁰	1.5466 ²⁰	i H ₂ O; s EtOH, bz, ctc; msc eth
8208	4-Nitrotoluene		C ₇ H ₇ NO ₂	99-99-0	137.137	orth cry (al, eth)	51.7(0.3)	238.66(0.09)	1.1038 ⁷⁵		i H ₂ O; s EtOH; vs eth, ace, bz, chl



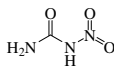
No.	Name	Synonym	Mol. Form.	CAS RN	Mol. Wt.	Physical Form	mp/°C	bp/°C	den g cm ⁻³	n _D	Solubility
8209	1-Nitro-2-(trifluoromethyl)-benzene		C ₇ H ₄ F ₃ NO ₂	384-22-5	191.108	cry (al)	32.5	217			i H ₂ O; vs EtOH, HOAc, bz; sl ctc
8210	1-Nitro-3-(trifluoromethyl)-benzene		C ₇ H ₄ F ₃ NO ₂	98-46-4	191.108	liq	-2.4	202.8	1.4357 ¹⁵	1.4719 ²⁰	i H ₂ O; s EtOH, eth; sl ctc
8211	Nitrourea		CH ₃ N ₂ O ₃	556-89-8	105.053	pl (al-peth)	159(1)				vs ace, EtOH
8212	<i>trans</i> -(2-Nitrovinyl)benzene		C ₈ H ₇ NO ₂	5153-67-3	149.148	ye pr (peth, al)	57(4)	255			i H ₂ O; s EtOH, ace; vs eth, chl, CS ₂
8213	Nivalenol		C ₁₅ H ₂₀ O ₇	23282-20-4	312.316	cry (MeOH)	224 dec				sl H ₂ O; s EtOH, MeOH
8214	Nizatidine		C ₁₂ H ₂₁ N ₅ O ₂ S ₂	76963-41-2	331.458	cry (EtOH/AcOEt)	131				sl H ₂ O; s MeOH; vs chl; i bz, eth
8215	2,2',3,3',4,5,5',6,6'-Nonachlorobiphenyl		C ₁₂ HCl ₉	52663-77-1	464.213	cry	182.6(0.5)				i H ₂ O
8216	Nonacontane		C ₃₀₇ H ₁₈₂	7667-51-8	1264.408			612 ²⁰⁰			
8217	Nonacosane		C ₂₉ H ₆₀	630-03-5	408.786	orth cry (peth)	63.7(0.6)	443(13)	0.8083 ²⁰	1.4529 ²⁰	i H ₂ O; vs EtOH, eth, ace; s bz; sl chl
8218	Nonadecafluorodecanoic acid		C ₁₀ HF ₁₉ O ₂	335-76-2	514.084			219(2)			
8219	Nonadecane		C ₁₉ H ₄₀	629-92-5	268.521	wax	31.5(0.4)	330(3)	0.7855 ²⁰	1.4409 ²⁰	i H ₂ O; sl EtOH; s eth, ace, ctc
8220	Nonadecanoic acid		C ₁₉ H ₃₈ O ₂	646-30-0	298.504	lf (al)	68.06(0.04)	297 ¹⁰⁰	0.8468 ⁷⁰		i H ₂ O; vs EtOH, eth, bz, chl, lig
8221	1-Nonadecanol		C ₁₉ H ₄₀ O	1454-84-8	284.520	cry (ace)	61.4(0.5)	345		1.4328 ⁷⁵	s eth, ace
8222	2-Nonadecanone		C ₁₉ H ₃₈ O	629-66-3	282.504	pr (al)	55.1(0.9)	266 ¹¹⁰	0.8108 ⁵⁶		i H ₂ O; sl EtOH; s ace, bz; vs eth, ctc
8223	10-Nonadecanone		C ₁₉ H ₃₈ O	504-57-4	282.504	lf(al)	56.8(0.3)	334(11)			i H ₂ O; sl EtOH; s eth, ace, lig; vs bz
8224	1-Nonadecene		C ₁₉ H ₃₈	18435-45-5	266.505		23.4	331(17)	0.7886 ²⁵	1.4445 ²⁵	
8225	Nonadecylbenzene		C ₂₈ H ₅₄	29136-19-4	344.617		29.5(0.3)	419	0.8545 ²⁰	1.4807 ²⁰	
8226	<i>trans,trans</i> -2,4-Nonadienal		C ₉ H ₁₄ O	5910-87-2	138.206			98 ¹⁰	0.862 ²⁵	1.5207 ²⁰	
8227	1,8-Nonadiene		C ₉ H ₁₆	4900-30-5	124.223			141(5)	0.7511 ²⁰	1.4302 ²⁰	
8228	2,6-Nonadien-1-ol		C ₉ H ₁₆ O	7786-44-9	140.222			108 ²⁴	0.8604 ²⁵	1.4598 ²⁵	
8229	1,8-Nonadiyne		C ₉ H ₁₂	2396-65-8	120.191	liq	-27.3(0.2)	165(4)	0.8158 ²⁰	1.4490 ²⁰	i H ₂ O; s eth, ace
8230	Nonanal	Nonaldehyde	C ₉ H ₁₈ O	124-19-6	142.238		-19.3(0.2)	195(3)	0.8264 ²²	1.4273 ²⁰	s eth, chl
8231	Nonane		C ₉ H ₂₀	111-84-2	128.255	liq	-53.47(0.03)	150.8(0.2)	0.7192 ²⁰	1.4058 ²⁰	i H ₂ O; vs EtOH, eth; msc ace, bz, hp
8232	Nonanedioic acid	Azelaic acid	C ₉ H ₁₆ O ₄	123-99-9	188.221	lf or nd	106.5	357.1	1.225 ²⁵	1.4303 ¹¹¹	sl H ₂ O, eth, bz, DMSO; s EtOH
8233	1,9-Nonanediol		C ₉ H ₂₀ O ₂	3937-56-2	160.254	cry (bz)	46.4(0.1)	173 ²⁰			sl H ₂ O; vs EtOH, eth; s bz; i lig
8234	Nonanedioyl dichloride		C ₉ H ₁₄ Cl ₂ O ₂	123-98-8	225.112			166 ¹⁸	1.143	1.4680 ²⁰	s eth; vs bz
8235	Nonanenitrile		C ₉ H ₁₇ N	2243-27-8	139.238	liq	-49.5(0.5)	225(5)	0.8178 ²⁰	1.4255 ²⁰	i H ₂ O; s EtOH, eth; sl ctc
8236	1-Nonanethiol	Nonyl mercaptan	C ₉ H ₂₀ S	1455-21-6	160.320	liq	-20.1(0.3)	220(1)	0.842 ²⁵	1.4548 ²⁰	
8237	Nonanoic acid	Pelargonic acid	C ₉ H ₁₈ O ₂	112-05-0	158.238	liq	12.38(0.04)	256(1)	0.9052 ²⁰	1.4343 ¹⁹	i H ₂ O; s EtOH, eth, chl
8238	1-Nonanol	Nonyl alcohol	C ₉ H ₂₀ O	143-08-8	144.254	liq	-5.0(0.2)	213.7(0.4)	0.8280 ²⁰	1.4333 ²⁰	i H ₂ O; s EtOH, eth; sl ctc
8239	2-Nonanol, (±)-		C ₉ H ₂₀ O	74683-66-2	144.254	liq	-35	193.5	0.8471 ²⁰	1.4353 ²⁰	i H ₂ O; vs eth, EtOH
8240	3-Nonanol, (±)-		C ₉ H ₂₀ O	74742-08-8	144.254		22	195	0.8250 ²⁰	1.4289 ²⁰	i H ₂ O; s EtOH, eth
8241	4-Nonanol		C ₉ H ₂₀ O	52708-03-9	144.254			192.5	0.8282 ²⁰	1.4197 ²⁰	i H ₂ O; s EtOH, eth
8242	5-Nonanol	Dibutylcarbinol	C ₉ H ₂₀ O	623-93-8	144.254		5.6(0.4)	195(2)	0.8220 ²⁰	1.4289 ²⁰	i H ₂ O; s EtOH
8243	2-Nonanone	Heptyl methyl ketone	C ₉ H ₁₈ O	821-55-6	142.238	liq	-7.4(0.2)	194(1)	0.8208 ²⁰	1.4210 ²⁰	i H ₂ O; s EtOH, eth, bz; vs ace, chl
8244	3-Nonanone	Ethyl hexyl ketone	C ₉ H ₁₈ O	925-78-0	142.238	liq	-8(4)	187(4)	0.8241 ²⁰	1.4208 ²⁰	i H ₂ O; s EtOH, eth, bz, chl; vs ace
8245	4-Nonanone	Pentyl propyl ketone	C ₉ H ₁₈ O	4485-09-0	142.238			188(4)	0.8190 ²⁵	1.4189 ²⁰	i H ₂ O; s EtOH, eth, chl; vs ace
8246	5-Nonanone	Dibutyl ketone	C ₉ H ₁₈ O	502-56-7	142.238	liq	-3.84(0.05)	188.4(0.3)	0.8217 ²⁰	1.4195 ²⁰	i H ₂ O; s EtOH; vs eth, chl
8247	Nonanoyl chloride		C ₉ H ₁₇ ClO	764-85-2	176.683	liq	-60.5	218(13)	0.9463 ¹⁵		s eth, ace



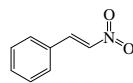
8209
1-Nitro-2-(trifluoromethyl)benzene



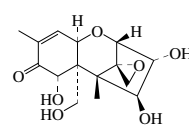
8210
1-Nitro-3-(trifluoromethyl)benzene



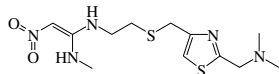
8211
Nitrourea



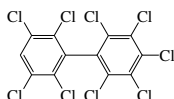
8212
trans-(2-Nitrovinyl)benzene



8213
Nivalenol



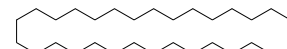
8214
Nizatidine



8215
2,2',3,3',4,5,5',6,6'-Nonachlorobiphenyl



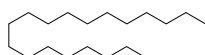
8216
Nonacosane



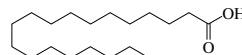
8217
Nonacosane



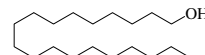
8218
Nonadecafluorodecanoic acid



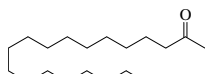
8219
Nonadecane



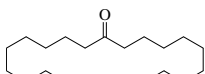
8220
Nonadecanoic acid



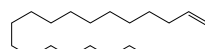
8221
1-Nonadecanol



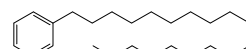
8222
2-Nonadecanone



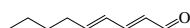
8223
10-Nonadecanone



8224
1-Nonadecene




8225
Nonadecylbenzene



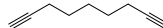
8226
trans,trans-2,4-Nonadienal



8227
1,8-Nonadiene



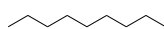
8228
2,6-Nonadien-1-ol



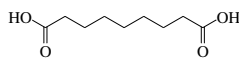
8229
1,8-Nonadiyne



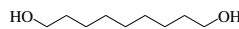
8230
Nonanal



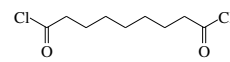
8231
Nonane



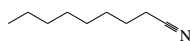
8232
Nonanedioic acid



8233
1,9-Nonanediol



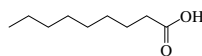
8234
Nonanedioyl dichloride



8235
Nonanenitrile



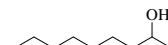
8236
1-Nonanethiol



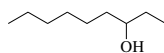
8237
Nonanoic acid



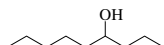
8238
1-Nonanol



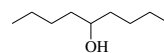
8239
2-Nonanol, (±)-



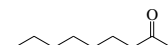
8240
3-Nonanol, (±)-



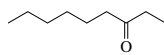
8241
4-Nonanol



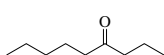
8242
5-Nonanol



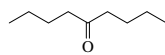
8243
2-Nonanone



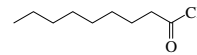
8244
3-Nonanone



8245
4-Nonanone

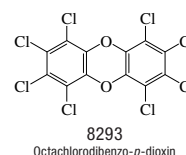
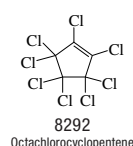
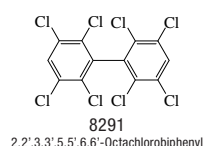
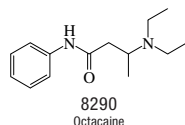
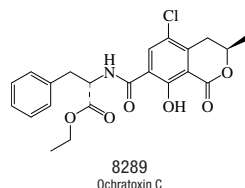
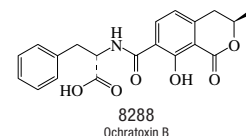
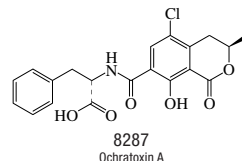
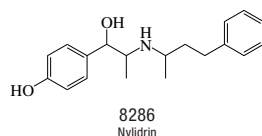
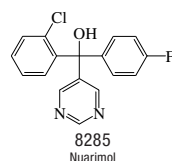
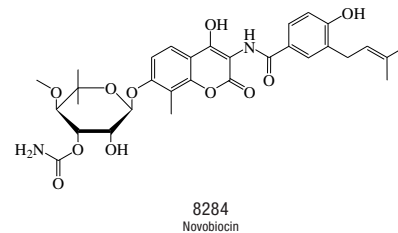
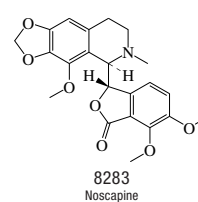
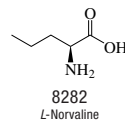
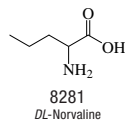
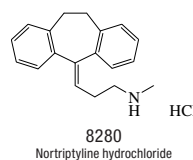
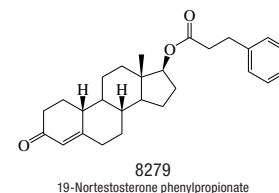
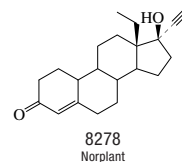
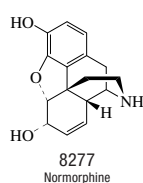
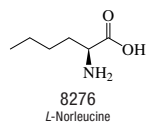
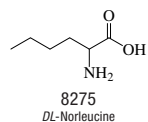
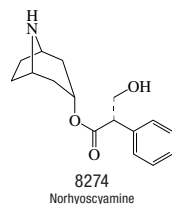
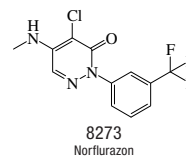
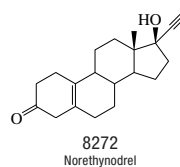
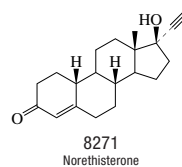
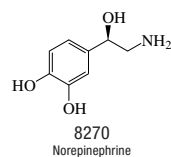
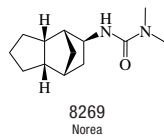
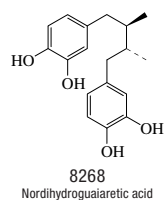
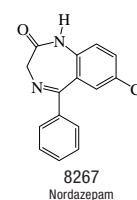
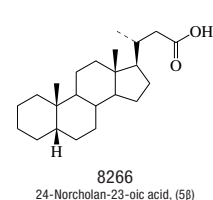
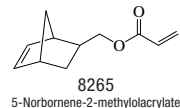
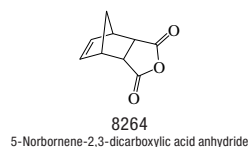
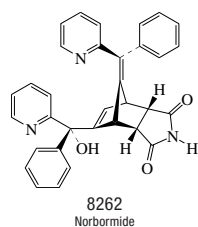
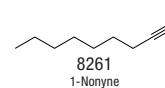
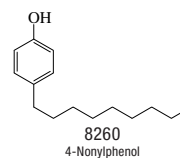
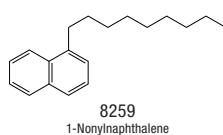
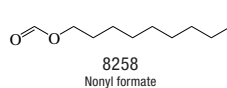
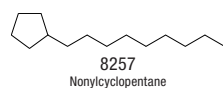
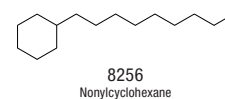
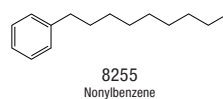
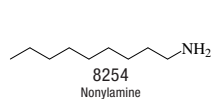
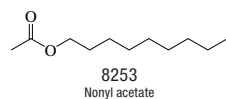
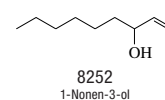
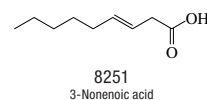
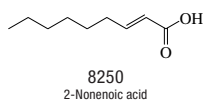
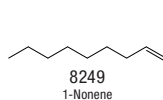
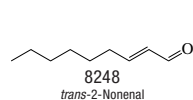


8246
5-Nonanone

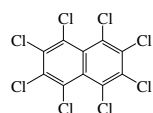
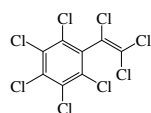
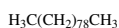
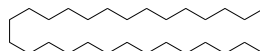
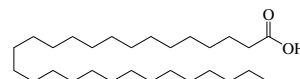
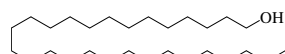
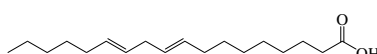
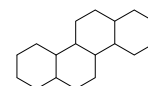
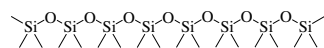
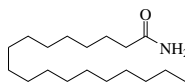
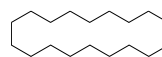
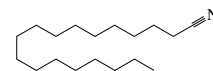
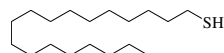
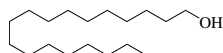
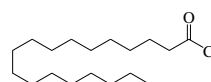
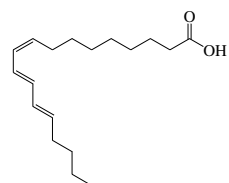
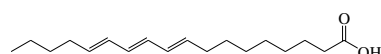
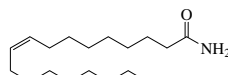
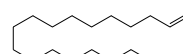
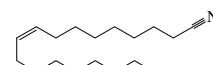
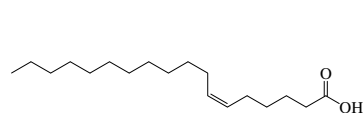
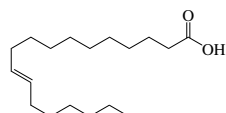
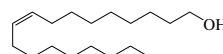
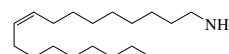
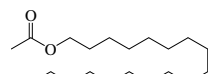
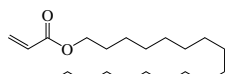
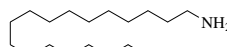
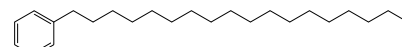
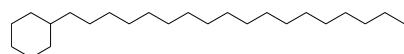
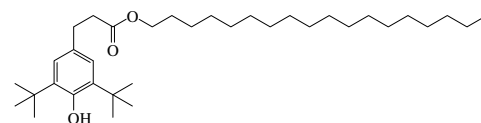
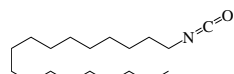
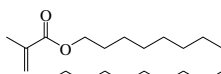
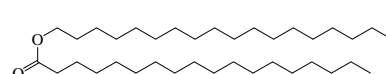
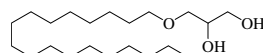
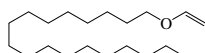
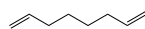
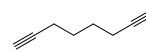
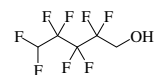
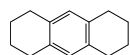
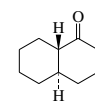
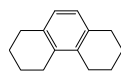
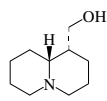
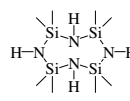
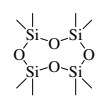


8247
Nonanoyl chloride

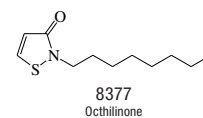
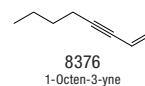
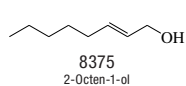
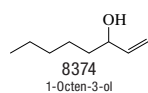
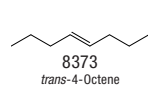
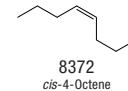
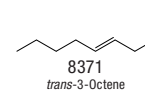
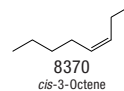
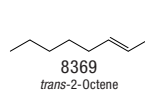
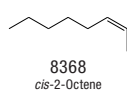
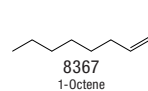
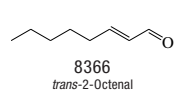
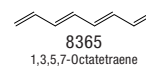
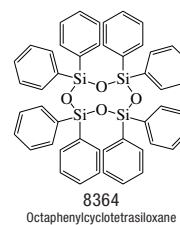
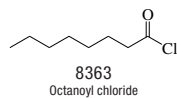
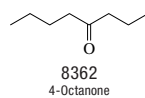
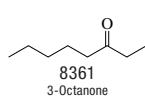
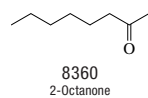
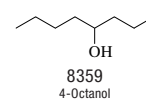
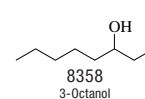
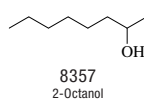
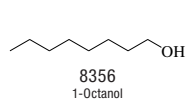
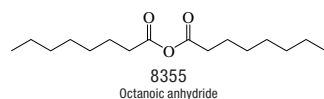
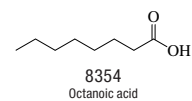
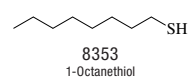
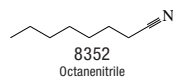
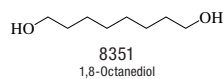
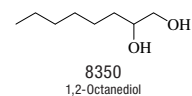
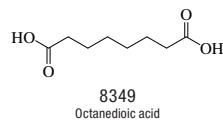
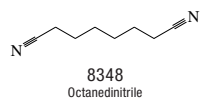
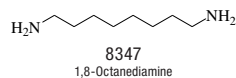
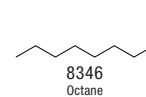
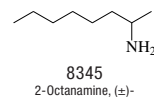
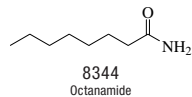
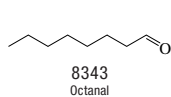
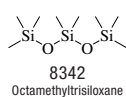
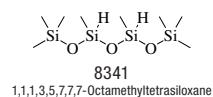
No.	Name	Synonym	Mol. Form.	CAS RN	Mol. Wt.	Physical Form	mp/°C	bp/°C	den g cm ⁻³	n _D	Solubility
8248	<i>trans</i> -2-Nonenal		C ₉ H ₁₆ O	18829-56-6	140.222	liq		101 ¹⁶	0.846	1.4531 ²⁰	
8249	1-Nonene	1-Nonylene	C ₉ H ₁₈	124-11-8	126.239	liq	-81.24(0.04)	146.9(0.6)	0.7253 ²⁵	1.4257 ²⁰	
8250	2-Nonenoic acid		C ₉ H ₁₆ O ₂	3760-11-0	156.222			173 ²⁰			
8251	3-Nonenoic acid		C ₉ H ₁₆ O ₂	4124-88-3	156.222		-4.4	156 ¹⁸	0.9254 ²⁰	1.4454 ²⁵	
8252	1-Nonen-3-ol	1-Vinylheptanol	C ₉ H ₁₈ O	21964-44-3	142.238			193.5	0.824 ²¹	1.4382 ¹⁵	
8253	Nonyl acetate		C ₁₁ H ₂₂ O ₂	143-13-5	186.292	liq	-26	225(8)	0.8785 ¹⁵	1.426 ²⁰	
8254	Nonylamine	1-Nonanamine	C ₉ H ₂₁ N	112-20-9	143.270	liq	-1	198(3)	0.7886 ²⁰	1.4336 ²⁰	sl H ₂ O, chl; s EtOH, eth
8255	Nonylbenzene		C ₁₈ H ₂₄	1081-77-2	204.352	liq	-24	280(3)	0.8584 ²⁰	1.4816 ²⁰	
8256	Nonylcyclohexane		C ₁₅ H ₃₀	2883-02-5	210.399	liq	-10	281(3)	0.8163 ²⁰	1.4519 ²⁰	
8257	Nonylcyclopentane		C ₁₄ H ₂₈	2882-98-6	196.372	liq	-29	262	0.8081 ²⁰	1.4467 ²⁰	vs ace, bz, eth, EtOH
8258	Nonyl formate		C ₁₀ H ₂₀ O ₂	5451-92-3	172.265	liq	-33	216(13)	0.86	1.4216 ²⁰	
8259	1-Nonylnaphthalene		C ₁₈ H ₂₆	26438-26-6	254.409		8	366	0.9371 ²⁰	1.5477 ²⁰	
8260	4-Nonylphenol		C ₁₅ H ₂₄ O	104-40-5	220.351	visc ye liq	42	317(19)	0.950 ²⁰	1.513 ²⁰	i H ₂ O; s bz, ctc, hp
8261	1-Nonyne	Heptylacetylene	C ₈ H ₁₆	3452-09-3	124.223	liq	-50	150.8(0.4)	0.7658 ²⁰	1.4217 ²⁰	i H ₂ O; s eth, bz, ctc
8262	Norbormide		C ₃₃ H ₅₂ N ₂ O ₃	991-42-4	511.570	cry (eth)	194				
8263	2,5-Norbornadiene	Bicyclo[2.2.1]hepta-2,5-diene	C ₇ H ₈	121-46-0	92.139	liq	-19(1)	90(1)	0.9064 ²⁰	1.4702 ²⁰	i H ₂ O; s EtOH, eth, ace, bz; msc tol
8264	5-Norbornene-2,3-dicarboxylic acid anhydride		C ₉ H ₈ O ₃	826-62-0	164.158		166				
8265	5-Norbornene-2-methylolacrylate		C ₁₁ H ₁₄ O ₂	95-39-6	178.228	col liq		104	1.029 ²⁵		s os
8266	24-Norcholan-23-oic acid, (5β)	Norcholanic acid	C ₂₉ H ₄₈ O ₂	511-18-2	346.547	nd(HOAc)	177				
8267	Nordazepam	7-Chloro-1,3-dihydro-5-phenyl-2H-1,4-benzodiazepin-2-one	C ₁₅ H ₁₁ ClN ₂ O	1088-11-5	270.713		216.5				
8268	Nordihydroguaiaretic acid		C ₁₈ H ₂₂ O ₄	500-38-9	302.366	nd(w, al, HOAc)	185.5				sl H ₂ O; s EtOH, eth, ace, alk; i bz
8269	Norea		C ₁₃ H ₂₂ N ₂ O	18530-56-8	222.326		168.7(0.5)				
8270	Norepinephrine	Noradrenaline	C ₈ H ₁₁ NO ₃	51-41-2	169.178		217 dec				sl H ₂ O, EtOH, eth; vs alk, dil HCl
8271	Norethisterone	19-Norpregn-4-en-20-yn-3-one, 17-hydroxy-, (17 α)-	C ₂₀ H ₂₆ O ₂	68-22-4	298.419	cry	207(2)				
8272	Norethynodrel		C ₂₀ H ₂₆ O ₂	68-23-5	298.419	cry (MeOH)	170				
8273	Norflurazon		C ₁₂ H ₉ ClF ₃ N ₃ O	27314-13-2	303.666		178.0(0.6)				
8274	Norhyoscyamine		C ₁₈ H ₂₁ NO ₃	537-29-1	275.343	nd	140.5				vs EtOH, chl
8275	<i>DL</i> -Norleucine	2-Aminohexanoic acid, (<i>DL</i>)	C ₆ H ₁₃ NO ₂	616-06-8	131.173	lf(w)	327 dec		1.172 ²⁵		s H ₂ O; sl EtOH; i eth
8276	<i>L</i> -Norleucine	2-Aminohexanoic acid, (<i>L</i>)	C ₆ H ₁₃ NO ₂	327-57-1	131.173		301 dec				sl H ₂ O
8277	Normorphine		C ₁₆ H ₁₇ NO ₃	466-97-7	271.311		273				
8278	Norplant	Norgestrel, (-)	C ₂₁ H ₂₈ O ₂	797-63-7	312.446	cry (MeOH)	206				
8279	19-Nortestosterone phenylpropionate	Nandrolone phenpropionate	C ₂₇ H ₃₄ O ₃	62-90-8	406.557	cry	94(1)				
8280	Nortriptyline hydrochloride		C ₁₉ H ₂₂ ClN	894-71-3	299.838	cry (eth)	214				s H ₂ O, EtOH; i bz, eth, ace
8281	<i>DL</i> -Norvaline		C ₆ H ₁₁ NO ₂	760-78-1	117.147	lf(al, w)	303	sub			s H ₂ O; i EtOH, eth, chl, AcOEt, lig
8282	<i>L</i> -Norvaline	2-Aminopentanoic acid, (<i>S</i>)	C ₆ H ₁₁ NO ₂	6600-40-4	117.147	cry (dil al)	307				s H ₂ O
8283	Noscapine		C ₂₂ H ₂₃ NO ₇	128-62-1	413.421	pr or nd (al)	176				i H ₂ O; s EtOH, bz, chl; sl eth; vs ace
8284	Novobiocin	Streptonivicin	C ₃₁ H ₃₆ N ₂ O ₁₁	303-81-1	612.624	wh-ye orth cry	154		1.3448		i H ₂ O; s EtOH, EtOAc, ace, py
8285	Nuarimol		C ₁₇ H ₁₂ ClF ₂ N ₂ O	63284-71-9	314.740		126				
8286	Nylidrin	Buphenine	C ₁₈ H ₂₅ NO ₂	447-41-6	299.408	cry (MeOH)	111				
8287	Ochratoxin A		C ₂₀ H ₁₈ ClNO ₆	303-47-9	403.813	cry (xyl)	169				
8288	Ochratoxin B		C ₂₀ H ₁₈ NO ₆	4825-86-9	369.368	cry (MeOH)	221				
8289	Ochratoxin C		C ₂₂ H ₂₂ ClNO ₆	4865-85-4	431.866	amorp solid					
8290	Octacaine	3-(Diethylamino)- <i>N</i> -phenylbutanamide	C ₁₄ H ₂₂ N ₂ O	13912-77-1	234.337	cry	47	200 ¹			vs EtOH, bz, eth
8291	2,2',3,3',5,5',6,6'-Octachlorobiphenyl		C ₁₂ H ₂ Cl ₈	2136-99-4	429.768	cry	160.6(0.5)				i H ₂ O
8292	Octachlorocyclopentene	Perchlorocyclopentene	C ₅ Cl ₈	706-78-5	343.678	nd	40	283	1.8200 ⁵⁰	1.5660 ⁵⁰	i H ₂ O; vs EtOH
8293	Octachlorodibenzo- <i>p</i> -dioxin		C ₁₂ Cl ₈ O ₂	3268-87-9	459.751	nd	332.0(0.5)				



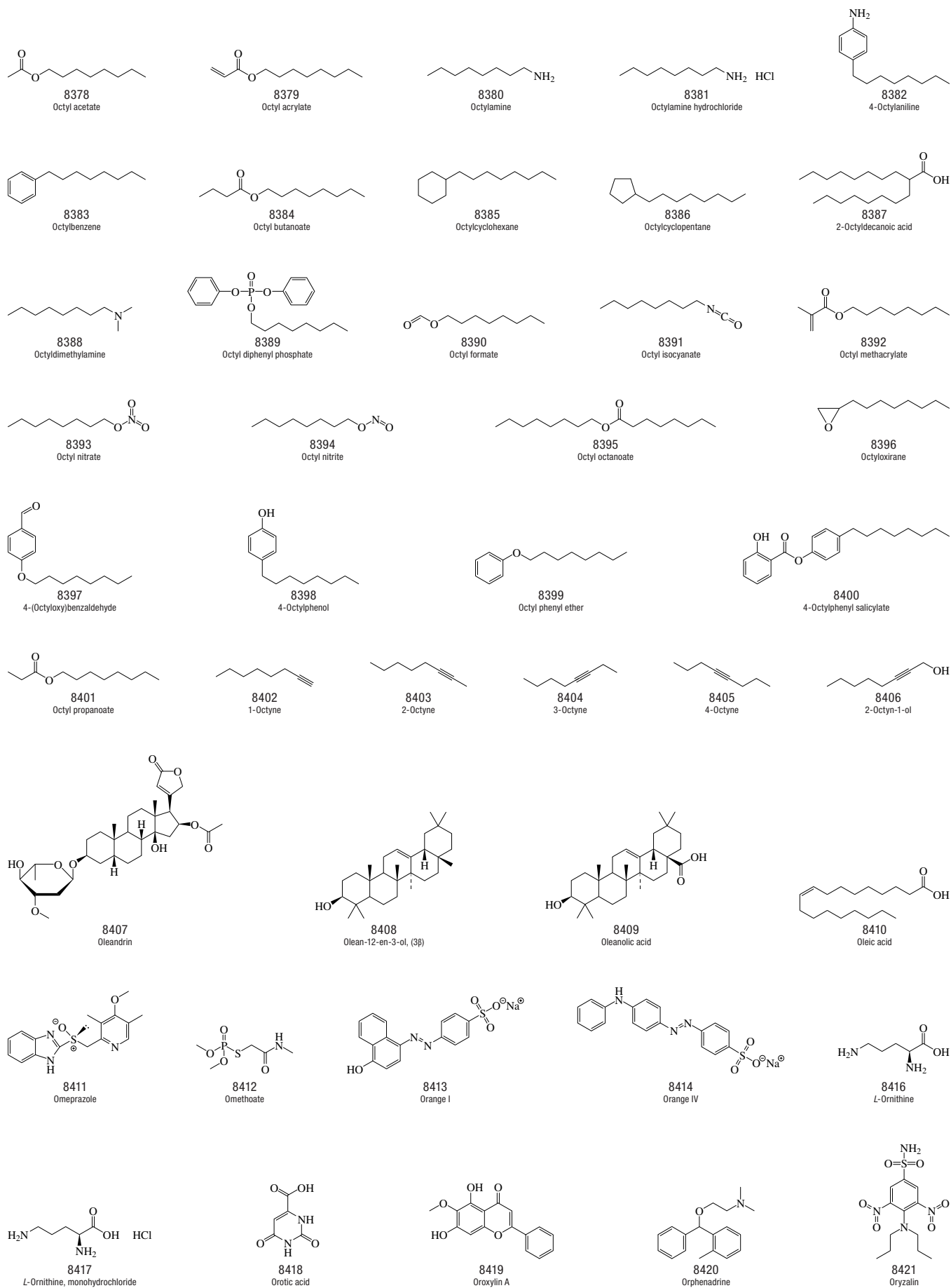
No.	Name	Synonym	Mol. Form.	CAS RN	Mol. Wt.	Physical Form	mp/°C	bp/°C	den g cm ⁻³	n _D	Solubility
8294	Octachloronaphthalene	Perchloronaphthalene	C ₁₀ Cl ₈	2234-13-1	403.731	nd (bz-CCl ₄)	197.5	441 ⁷			sl EtOH; vs bz, chl, lig
8295	Octachlorostyrene	Perchlorostyrene	C ₈ Cl ₈	29082-74-4	379.710	cry (ace/EtOH)	99				
8296	Octacontane		C ₈₀ H ₁₆₂	7667-88-1	1124.142		112	672			
8297	Octacosane		C ₂₈ H ₅₈	630-02-4	394.761	mcl or orth (bz-al)	61.3(0.1)	432(6)	0.8067 ²⁰	1.4330 ⁷⁰	i H ₂ O; msc ace; s bz, chl
8298	Octacosanoic acid	Montanic acid	C ₂₈ H ₅₆ O ₂	506-48-9	424.744		90.9(0.5)		0.8191 ¹⁰⁰	1.4313 ¹⁰⁰	vs bz, chl
8299	1-Octacosanol	Montanyl alcohol	C ₂₈ H ₅₈ O	557-61-9	410.760	cry (ace, peth)	83.4	200 ¹			i H ₂ O; s CS ₂
8300	<i>trans,trans</i> -9,12-Octadecadienoic acid	Linolelaidic acid	C ₁₈ H ₃₂ O ₂	506-21-8	280.446	cry (MeOH)	28.5	181 ^{0.8}			sl H ₂ O; s ace, hx
8301	Octadecahydrochrysene		C ₁₈ H ₃₀	2090-14-4	246.431		115	353			vs EtOH
8302	Octadecamethyloctasiloxane		C ₁₈ H ₃₄ O ₇ Si ₈	556-69-4	607.302		-63	186 ²⁰	0.913 ²⁵	1.3970 ²⁰	vs bz, peth, lig
8303	Octadecanamide		C ₁₈ H ₃₇ NO	124-26-5	283.493	lf (al)	107(3)	250 ¹²			vs eth, chl
8304	Octadecane		C ₁₈ H ₃₈	593-45-3	254.495	nd (al, eth-MeOH)	28.17(0.05)	316(2)	0.7768 ²⁸	1.4390 ²⁰	i H ₂ O; sl EtOH; s eth, ace, chl, lig
8305	Octadecanenitrile		C ₁₈ H ₃₅ N	638-65-3	265.478		42(1)	362	0.8325 ²⁰	1.4389 ⁴⁵	i H ₂ O; s EtOH; vs eth, ace, chl
8306	1-Octadecanethiol	Stearyl mercaptan	C ₁₈ H ₃₈ S	2885-00-9	286.560		30	207 ¹¹	0.8475 ²⁰	1.4645 ²⁰	vs eth
8307	1-Octadecanol	Stearyl alcohol	C ₁₈ H ₃₈ O	112-92-5	270.494	lf (al)	58.0(0.2)	351(2)	0.8124 ⁵⁹		i H ₂ O; s EtOH, eth; sl ace, bz
8308	Octadecanoyl chloride		C ₁₈ H ₃₆ ClO	112-76-5	302.923		23	215 ¹⁵	0.8969 ⁰	1.4523 ²⁴	sl EtOH
8309	<i>cis,trans,trans</i> -9,11,13-Octadecatrienoic acid	<i>cis</i> -Eleostearic acid	C ₁₈ H ₃₀ O ₂	506-23-0	278.430	nd (al)	49	235 ¹² dec	0.9028 ⁵⁰	1.5112 ⁵⁰	vs eth, EtOH
8310	<i>trans,trans,trans</i> -9,11,13-Octadecatrienoic acid	<i>trans</i> -Eleostearic acid	C ₁₈ H ₃₀ O ₂	544-73-0	278.430	lf (al)	71.5	188 ¹	0.8839 ⁸⁰	1.5000 ⁸⁰	vs EtOH
8311	<i>cis</i> -9-Octadecanamide		C ₁₈ H ₃₅ NO	301-02-0	281.477		75.9(0.5)				vs eth
8312	1-Octadecene		C ₁₈ H ₃₆	112-88-9	252.479		18(3)	179 ¹⁵	0.7891 ²⁰	1.4448 ²⁰	i H ₂ O; s ace, ctc
8313	<i>cis</i> -9-Octadecenitrile		C ₁₈ H ₃₃ N	112-91-4	263.462		-1	332 dec	0.847 ¹⁷	1.4566 ²⁰	vs EtOH
8314	<i>cis</i> -6-Octadecenoic acid	Petroselinic acid	C ₁₈ H ₃₄ O ₂	593-39-5	282.462	lf	30.0(0.9)	238 ¹⁸	0.8700 ⁴⁰	1.4533 ⁴⁰	s eth; sl hp, MeOH
8315	<i>trans</i> -11-Octadecenoic acid	Vaccenic acid	C ₁₈ H ₃₄ O ₂	693-72-1	282.462		43(1)		0.8563 ⁷⁰	1.4499 ⁸⁰	s ace
8316	<i>cis</i> -9-Octadecen-1-ol	Oleyl alcohol	C ₁₈ H ₃₆ O	143-28-2	268.478		0(3)	207 ¹⁵	0.8489 ²⁰	1.4606 ²⁰	i H ₂ O; s EtOH, eth; sl ctc
8317	<i>cis</i> -9-Octadecenylamine	Oleylamine	C ₁₈ H ₃₇ N	112-90-3	267.494	oil	25	147 ²			
8318	Octadecyl acetate		C ₂₀ H ₄₀ O ₂	822-23-1	312.531		32.2(0.6)	208 ⁹	0.8510 ³⁰		vs EtOH
8319	Octadecyl acrylate	Stearyl 2-propenoate	C ₂₁ H ₄₀ O ₂	4813-57-4	324.542						s ctc, CS ₂
8320	Octadecylamine	1-Octadecanamine	C ₁₈ H ₃₉ N	124-30-1	269.510	cry (w)	52.6(0.4)	350(4)	0.8618 ²⁰	1.4522 ²⁰	i H ₂ O; s EtOH, eth, bz; sl ace
8321	Octadecylbenzene		C ₂₄ H ₄₂	4445-07-2	330.590		35(2)	400	0.85 ³⁶	1.479 ³⁶	
8322	Octadecylcyclohexane		C ₂₄ H ₄₈	4445-06-1	336.638		41.5(0.2)	409	0.8300 ²⁰	1.4610 ²⁰	
8323	Octadecyl 3-(3,5-di- <i>tert</i> -butyl-4-hydroxyphenyl)propanoate	Irganox 1076	C ₃₅ H ₆₂ O ₃	2082-79-3	530.865	cry (MeOH/AcOEt)	50				
8324	Octadecyl isocyanate	1-Isocyanatoctadecane	C ₁₈ H ₃₇ NO	112-96-9	295.503		15.5	172 ⁵			
8325	Octadecyl methacrylate	Stearyl methacrylate	C ₂₂ H ₄₂ O ₂	32360-05-7	338.567			195 ⁶	0.880 ²⁵	1.429 ²⁵	
8326	Octadecyl octadecanoate	Octadecyl stearate	C ₃₈ H ₇₂ O ₂	2778-96-3	536.956	cry (EtOH)	60				
8327	3-(Octadecyloxy)-1,2-propanediol	Batyl alcohol	C ₂₁ H ₄₄ O ₃	544-62-7	344.572		70.5	217 ²			vs eth
8328	Octadecyl vinyl ether	1-(Ethenyloxy)octadecane	C ₂₀ H ₄₀ O	930-02-9	296.531		30	182 ³	0.8138 ⁴⁰		sl chl
8329	1,7-Octadiene		C ₈ H ₁₄	3710-30-3	110.197			117.1(0.9)	0.734 ²⁰	1.4245 ²⁰	
8330	1,7-Octadiyne		C ₈ H ₁₀	871-84-1	106.165			135.5	0.8169 ²¹	1.4521 ¹⁸	s eth
8331	2,2,3,3,4,4,5,5-Octafluoro-1-pentanol		C ₅ H ₄ F ₈ O	355-80-6	232.072			140(6)	1.6647 ²⁰	1.3178 ²⁰	
8332	1,2,3,4,5,6,7,8-Octahydroanthracene		C ₁₄ H ₁₈	1079-71-6	186.293	pl (al)	72.22(0.05)	307(2)	0.9703 ⁸⁰	1.5372 ⁸⁰	i H ₂ O; s EtOH, HOAc; vs bz; sl ctc
8333	Octahydroazocine		C ₇ H ₁₂ N	1121-92-2	113.201		29	52 ¹⁵	0.896 ²⁵	1.4720 ²⁰	
8334	Octahydroindene		C ₉ H ₁₆	496-10-6	124.223	liq	-44.4(0.6)	164(15)	0.876 ²⁵	1.4702 ²⁰	
8335	Octahydroindolizine		C ₈ H ₁₂ N	13618-93-4	125.212			75 ⁴³	0.9074 ¹⁰	1.4748	vs eth, EtOH
8336	<i>trans</i> -Octahydro-1(2 <i>H</i>)-naphthalenone		C ₁₀ H ₁₆ O	21370-71-8	152.233		33	122 ²⁰	0.986 ²⁰	1.4849 ²¹	
8337	1,2,3,4,5,6,7,8-Octahydrophenanthrene		C ₁₄ H ₁₈	5325-97-3	186.293		16.7	295	1.026 ²⁰	1.5569 ¹⁷	i H ₂ O; s ace, bz, CS ₂ , HOAc
8338	<i>trans</i> -Octahydro-2 <i>H</i> -quinolizine-1-methanol, (1 <i>R</i>)-	Lupinine	C ₁₀ H ₁₉ NO	486-70-4	169.264	orth (peth)	70	270			s H ₂ O, EtOH, eth, bz, chl; sl peth
8339	2,2,4,4,6,6,8,8-Octamethylcyclotetrasilazane		C ₈ H ₂₈ N ₄ Si ₄	1020-84-4	292.677		94.50(0.02)				
8340	Octamethylcyclotetrasiloxane		C ₈ H ₂₄ O ₄ Si ₄	556-67-2	296.617		17.10(0.02)	175.4(0.9)	0.9561 ²⁰	1.3968 ²⁰	i H ₂ O; s ctc

8294
Octachloronaphthalene8295
Octachlorostyrene8296
Octacontane8297
Octacosane8298
Octacosanoic acid8299
1-Octacosanol8300
trans,trans-9,12-Octadecadienoic acid8301
Octadecahydrochrysene8302
Octadecamethyloctasiloxane8303
Octadecanamide8304
Octadecane8305
Octadecanenitrile8306
1-Octadecanethiol8307
1-Octadecanol8308
Octadecanoyl chloride8309
cis,trans,trans-9,11,13-Octadecatrienoic acid8310
trans,trans,trans-9,11,13-Octadecatrienoic acid8311
cis-9-Octadecenamide8312
1-Octadecene8313
cis-9-Octadecenitrile8314
cis-6-Octadecenoic acid8315
trans-11-Octadecenoic acid8316
cis-9-Octadecen-1-ol8317
cis-9-Octadecenylamine8318
Octadecyl acetate8319
Octadecyl acrylate8320
Octadecylamine8321
Octadecylbenzene8322
Octadecylcyclohexane8323
Octadecyl 3-(3,5-di-*tert*-butyl-4-hydroxyphenyl)propanoate8324
Octadecyl isocyanate8325
Octadecyl methacrylate8326
Octadecyl octadecanoate8327
3-(Octadecyloxy)-1,2-propanediol8328
Octadecyl vinyl ether8329
1,7-Octadiene8330
1,7-Octadiyne8331
2,2,3,3,4,4,5,5-Octafluoro-1-pentanol8332
1,2,3,4,5,6,7,8-Octahydroanthracene8333
Octahydroazocine8334
Octahydroindene8335
Octahydroindolizine8336
trans-Octahydro-1(2*H*)-naphthalenone8337
1,2,3,4,5,6,7,8-Octahydrophenanthrene8338
trans-Octahydro-2*H*-quinolizine-1-methanol, (1*R*)-8339
2,2,4,4,6,6,8,8-Octamethylcyclotetrasilazane8340
Octamethylcyclotetrasiloxane

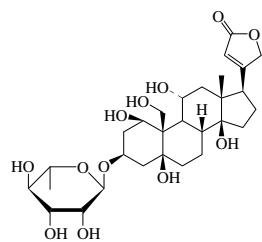
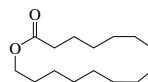
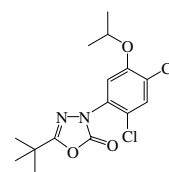
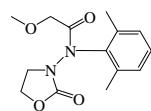
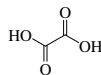
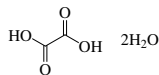
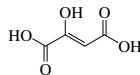
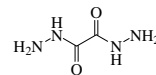
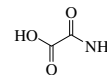
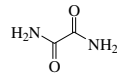
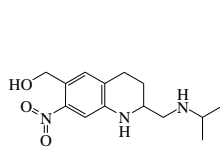
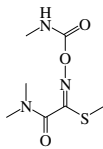
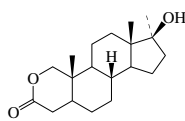
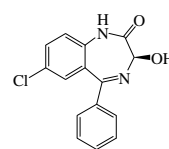
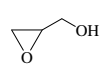
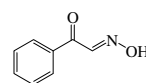
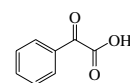
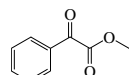
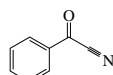
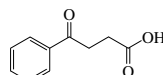
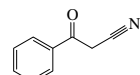
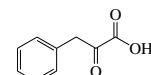
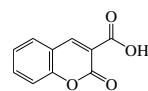
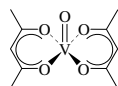
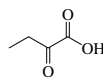
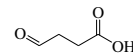
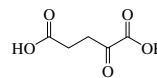
No.	Name	Synonym	Mol. Form.	CAS RN	Mol. Wt.	Physical Form	mp/°C	bp/°C	den g cm ⁻³	n _D	Solubility
8341	1,1,1,3,5,7,7,7-Octamethyl-tetrasiloxane		C ₈ H ₂₆ O ₃ Si ₄	16066-09-4	282.632			170	0.8559 ²⁰	1.3854 ²⁰	
8342	Octamethyltrisiloxane		C ₈ H ₂₄ O ₂ Si ₃	107-51-7	236.533	liq	-80	152.5(0.8)	0.8200 ²⁰	1.3840 ²⁰	sl EtOH; s bz, peth
8343	Octanal	Caprylic aldehyde	C ₈ H ₁₆ O	124-13-0	128.212			174(3)	0.8211 ²⁰	1.4217 ²⁰	vs ace, bz, eth, EtOH
8344	Octanamide		C ₈ H ₁₇ NO	629-01-6	143.227	lf, pl	105(1)	239	0.8450 ¹¹⁰		sl H ₂ O, bz, chl; vs EtOH; s eth, ace
8345	2-Octanamine, (±)-		C ₈ H ₁₈ N	44855-57-4	129.244		97	163(4)	0.7744 ²⁰	1.4232 ²⁵	vs eth, EtOH
8346	Octane		C ₈ H ₁₈	111-65-9	114.229	liq	-56.73(0.02)	125.62(0.1)	0.6986 ²⁵	1.3944 ²⁵	i H ₂ O; s eth; msc EtOH, ace, bz
8347	1,8-Octanediamine		C ₈ H ₂₀ N ₂	373-44-4	144.258	pl	51.7(0.3)	225.6			vs H ₂ O, eth, EtOH
8348	Octanedinitrile	Suberonitrile	C ₈ H ₁₂ N ₂	629-40-3	136.194		-4(1)	185 ¹⁵	0.954 ²⁵	1.4436 ²⁰	
8349	Octanedioic acid	Suberic acid	C ₈ H ₁₄ O ₄	505-48-6	174.195	lo nd or pl (w)	142.3(0.3)	345.5			i H ₂ O; msc eth, bz; sl DMSO
8350	1,2-Octanediol		C ₈ H ₁₈ O ₂	1117-86-8	146.228		30.2(0.4)	131 ¹⁰			
8351	1,8-Octanediol		C ₈ H ₁₈ O ₂	629-41-4	146.228	nd (bz-lig), pr	59.6(0.1)	172 ²⁰			sl H ₂ O, eth, chl, lig; vs EtOH; s bz
8352	Octanenitrile	Caprylnitrile	C ₈ H ₁₅ N	124-12-9	125.212	liq	-53.5(0.5)	202(3)	0.8136 ²⁰	1.4203 ²⁰	vs eth
8353	1-Octanethiol	Octyl mercaptan	C ₈ H ₁₈ S	111-88-6	146.294	liq	-49.2(0.3)	199(1)	0.8433 ²⁰	1.4540 ²⁰	s EtOH; sl ctc
8354	Octanoic acid	Caprylic acid	C ₈ H ₁₆ O ₂	124-07-2	144.212		16.51(0.02)	240(1)	0.9073 ²⁵	1.4285 ²⁰	sl H ₂ O; msc EtOH, chl, CH ₃ CN
8355	Octanoic anhydride		C ₁₆ H ₃₀ O ₃	623-66-5	270.407	liq	-1	282.5	0.9065 ¹⁸	1.4358 ¹⁸	vs ace, eth, EtOH
8356	1-Octanol	Capryl alcohol	C ₈ H ₁₈ O	111-87-5	130.228	liq	-14.7(0.4)	194.7(0.8)	0.8262 ²⁵	1.4295 ²⁰	i H ₂ O; msc EtOH, eth; s ctc
8357	2-Octanol	(±)-sec-Caprylic alcohol	C ₈ H ₁₈ O	4128-31-8	130.228	liq	-31.6	179(7)	0.8193 ²⁰	1.4203 ²⁰	sl H ₂ O; s EtOH, eth, ace
8358	3-Octanol		C ₈ H ₁₈ O	589-98-0	130.228	liq	-45	184(6)	0.8258 ²⁰		
8359	4-Octanol		C ₈ H ₁₈ O	74778-22-6	130.228	liq	-40.7	176.3	0.8186 ²⁰	1.4248 ²⁰	sl H ₂ O, ctc; s EtOH
8360	2-Octanone	Hexyl methyl ketone	C ₈ H ₁₆ O	111-13-7	128.212	liq	-20.31(0.08)	173(3)	0.820 ²⁰	1.4151 ²⁰	sl H ₂ O; msc EtOH, eth
8361	3-Octanone	Ethyl amyl ketone	C ₈ H ₁₆ O	106-68-3	128.212			166(4)	0.822 ²⁵	1.4150 ²⁰	i H ₂ O; msc EtOH, eth
8362	4-Octanone	Butyl propyl ketone	C ₈ H ₁₆ O	589-63-9	128.212			166(3)	0.8146 ²⁵	1.4173 ¹⁴	i H ₂ O; msc EtOH, eth; s ctc
8363	Octanoyl chloride		C ₈ H ₁₅ ClO	111-64-8	162.657	liq	-63(1)	195(6)	0.9535 ¹⁵	1.4335 ²⁰	s eth
8364	Octaphenylcyclotetrasiloxane		C ₄₈ H ₄₀ O ₄ Si ₄	546-56-5	793.172	nd (bz-al, HOAc)	200.5	330 ¹			i H ₂ O; sl EtOH; s bz, chl, HOAc
8365	1,3,5,7-Octatetraene		C ₈ H ₁₀	1482-91-3	106.165	cry (bz)	50	127(13)			s peth, HOAc
8366	trans-2-Octenal		C ₈ H ₁₄ O	2548-87-0	126.196	liq		85 ¹⁹	0.846	1.4500 ²⁰	
8367	1-Octene	Caprylene	C ₈ H ₁₆	111-66-0	112.213	liq	-101.66(0.05)	121.3(0.2)	0.7149 ²⁰	1.4087 ²⁰	i H ₂ O; msc EtOH; s eth, ace; sl ctc
8368	cis-2-Octene		C ₈ H ₁₆	7642-04-8	112.213	liq	-101.3(0.8)	125.6(0.5)	0.7243 ²⁰	1.4150 ²⁰	i H ₂ O; s EtOH, eth, ace, bz, chl
8369	trans-2-Octene		C ₈ H ₁₆	13389-42-9	112.213	liq	-88(2)	124.9(0.5)	0.7199 ²⁰	1.4132 ²⁰	i H ₂ O; s EtOH, eth, ace, bz; vs chl
8370	cis-3-Octene		C ₈ H ₁₆	14850-22-7	112.213	liq	-126(1)	123(2)	0.7159 ²⁰	1.4135 ²⁰	vs ace, bz, eth, EtOH
8371	trans-3-Octene		C ₈ H ₁₆	14919-01-8	112.213	liq	-110.0(0.3)	123.2(0.6)	0.7152 ²⁰	1.4126 ²⁰	i H ₂ O; s EtOH, eth, ace, bz, lig, ctc
8372	cis-4-Octene		C ₈ H ₁₆	7642-15-1	112.213	liq	-119.1(0.4)	122.6(0.4)	0.7212 ²⁰	1.4148 ²⁰	vs ace, bz, eth, EtOH
8373	trans-4-Octene		C ₈ H ₁₆	14850-23-8	112.213	liq	-93.8(0.1)	122.4(0.5)	0.7141 ²⁰	1.4114 ²⁰	i H ₂ O; s EtOH, eth, ace, bz, lig; sl ctc
8374	1-Octen-3-ol		C ₈ H ₁₆ O	3391-86-4	128.212			174	0.8395 ¹³	1.4391 ¹²	
8375	2-Octen-1-ol		C ₈ H ₁₆ O	22104-78-5	128.212			88 ¹¹	0.850 ²⁰	1.4470 ²⁰	
8376	1-Octen-3-yne		C ₈ H ₁₂	17679-92-4	108.181			134(4)	0.7749 ²⁰	1.4592 ²⁰	vs eth
8377	Octhilinone	3(2 <i>H</i>)-Isothiazolone, 2-octyl-	C ₁₁ H ₁₈ NOS	26530-20-1	213.340			120 ^{0.01}			



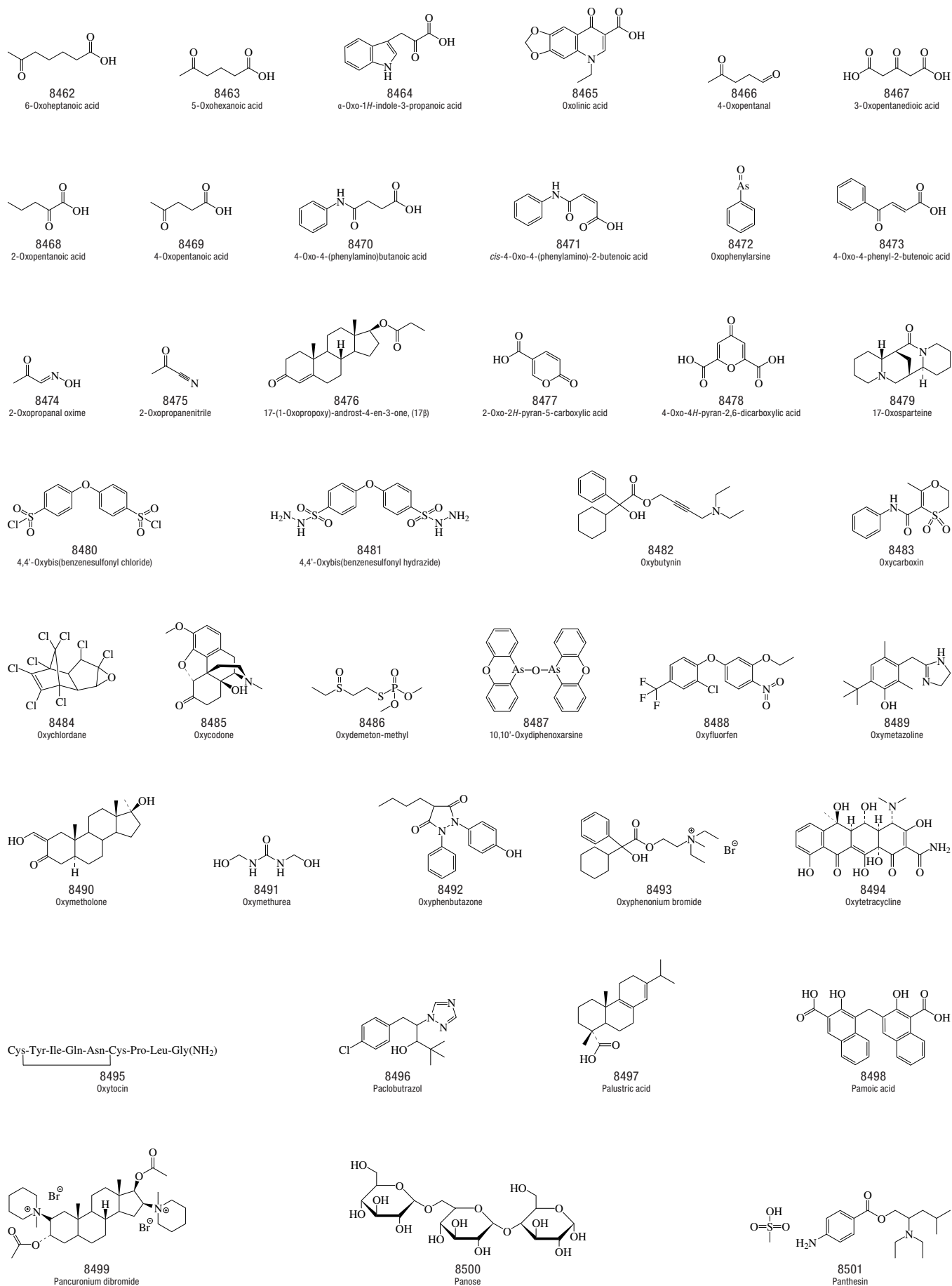
No.	Name	Synonym	Mol. Form.	CAS RN	Mol. Wt.	Physical Form	mp/°C	bp/°C	den g cm ⁻³	n _D	Solubility
8378	Octyl acetate		C ₁₀ H ₂₀ O ₂	112-14-1	172.265	liq	-38(2)	210(3)	0.8705 ²⁰	1.4150 ²⁰	i H ₂ O; s EtOH, eth; sl ctc
8379	Octyl acrylate	Octyl 2-propenoate	C ₁₁ H ₂₀ O ₂	2499-59-4	184.276			227(5)	0.8810 ²⁰		
8380	Octylamine	1-Octanamine	C ₈ H ₁₉ N	111-86-4	129.244		0	178.6(0.2)	0.7826 ²⁰	1.4292 ²⁰	sl H ₂ O; vs EtOH, eth; s ctc
8381	Octylamine hydrochloride	1-Octanamine hydrochloride	C ₈ H ₂₀ ClN	142-95-0	165.705		196.5				s H ₂ O
8382	4-Octylaniline		C ₁₄ H ₂₃ N	16245-79-7	205.340		20	310	0.9128 ²⁰		vs eth
8383	Octylbenzene		C ₁₄ H ₂₂	2189-60-8	190.325	liq	-36	263(2)	0.8562 ²⁰	1.4845 ²⁰	i H ₂ O; msc eth, bz
8384	Octyl butanoate		C ₁₂ H ₂₄ O ₂	110-39-4	200.318	liq	-55.6(0.5)	239(4)	0.8629 ²⁰	1.4267 ¹⁵	vs EtOH
8385	Octylcyclohexane		C ₁₄ H ₂₈	1795-15-9	196.372	liq	-20.4(0.5)	263(2)	0.8138 ²⁰	1.4503 ²⁰	
8386	Octylcyclopentane		C ₁₃ H ₂₆	1795-20-6	182.345	liq	-44.5(0.5)	242(15)	0.8048 ²⁰	1.4446 ²⁰	
8387	2-Octyldecanoic acid		C ₁₈ H ₃₆ O ₂	619-39-6	284.478	nd or lf (al)	38.5	215 ¹³	0.8447 ⁷⁰		vs eth, EtOH
8388	Octyldimethylamine	<i>N,N</i> -Dimethyl-1-octanamine	C ₁₀ H ₂₃ N	7378-99-6	157.297			192(6)			
8389	Octyl diphenyl phosphate		C ₂₀ H ₂₇ O ₄ P	115-88-8	362.399				1.09 ²⁵		
8390	Octyl formate		C ₉ H ₁₈ O ₂	112-32-3	158.238	liq	-39.1(0.5)	198.8	0.8744 ²⁰	1.4208 ¹⁵	i H ₂ O; s EtOH; msc eth; sl ctc
8391	Octyl isocyanate		C ₉ H ₁₇ NO	3158-26-7	155.237			78 ⁶			
8392	Octyl methacrylate		C ₁₂ H ₂₂ O ₂	2157-01-9	198.302			238(17)			
8393	Octyl nitrate		C ₈ H ₁₇ NO ₃	629-39-0	175.226			110 ²⁰	0.975 ⁹		sl H ₂ O; s EtOH, eth
8394	Octyl nitrite		C ₈ H ₁₇ NO ₂	629-46-9	159.227			174.5	0.862 ¹⁷	1.4127 ²⁰	sl H ₂ O; vs EtOH, eth
8395	Octyl octanoate		C ₁₆ H ₃₂ O ₂	2306-88-9	256.424	liq	-18.1(0.3)	306.8	0.8554 ²⁰	1.4352 ²⁰	vs ace, eth, EtOH
8396	Octyloxirane		C ₁₀ H ₂₀ O	2404-44-6	156.265	liq		128 ⁹⁵			
8397	4-(Octyloxy)benzaldehyde		C ₁₅ H ₂₂ O ₂	24083-13-4	234.335			131 ^{9.5}			
8398	4-Octylphenol		C ₁₄ H ₂₂ O	1806-26-4	206.324		43.0	169 ¹⁰			
8399	Octyl phenyl ether	(Octyloxy)benzene	C ₁₄ H ₂₂ O	1818-07-1	206.324		8	284(7)	0.9131 ¹⁵	1.4875 ²⁰	i H ₂ O; s EtOH, eth
8400	4-Octylphenyl salicylate	2-Hydroxybenzoic acid, 4-octylphenyl ester	C ₂₁ H ₂₆ O ₃	2512-56-3	326.429	wh cry	73				
8401	Octyl propanoate		C ₁₁ H ₂₂ O ₂	142-60-9	186.292	liq	-41.6(0.5)	226(3)	0.8663 ²⁰	1.4221 ¹⁵	i H ₂ O; s EtOH, eth, bz; sl ctc
8402	1-Octyne	Hexylacetylene	C ₈ H ₁₄	629-05-0	110.197	liq	-79.4(0.2)	126.2(0.3)	0.7461 ²⁰	1.4159 ²⁰	i H ₂ O; s EtOH, eth
8403	2-Octyne	Methylpentylacetylene	C ₈ H ₁₄	2809-67-8	110.197	liq	-61.5(0.3)	138.0(0.2)	0.7596 ²⁰	1.4278 ²⁰	i H ₂ O; s EtOH, eth
8404	3-Octyne		C ₈ H ₁₄	15232-76-5	110.197	liq	-103.9(0.4)	135.6(0.2)	0.7529 ²⁰	1.4250 ²⁰	i H ₂ O; s EtOH, eth
8405	4-Octyne	Dipropylacetylene	C ₈ H ₁₄	1942-45-6	110.197	liq	-102.6(0.3)	133.5(0.4)	0.7509 ²⁰	1.4248 ²⁰	i H ₂ O; s EtOH, eth
8406	2-Octyn-1-ol	2-Octynol	C ₈ H ₁₄ O	20739-58-6	126.196		-18	98 ¹⁵	0.8805 ²⁰	1.4556 ²⁰	vs eth
8407	Oleandrin		C ₃₂ H ₄₆ O ₉	465-16-7	576.718	cry (EtOH)	250 dec				i H ₂ O; s EtOH, chl
8408	Olean-12-en-3-ol, (3β)	β-Amyrin	C ₃₀ H ₅₀ O	559-70-6	426.717	nd (lig or al)	197	260 ⁹⁵			i H ₂ O; sl EtOH, chl, lig; s eth, bz
8409	Oleanolic acid		C ₃₀ H ₄₈ O ₃	508-02-1	456.700	nd or pr (al)	310 dec	280 sub			i H ₂ O; sl EtOH, eth, ace; vs py, HOAc
8410	Oleic acid	<i>cis</i> -9-Octadecenoic acid	C ₁₈ H ₃₄ O ₂	112-80-1	282.462	liq	14(1)	360	0.8935 ²⁰	1.4582 ²⁰	i H ₂ O; msc EtOH, eth, ace, bz, chl, ctc
8411	Omeprazole		C ₁₇ H ₁₉ N ₃ O ₂ S	73590-58-6	345.416	cry (MeCN)	156				
8412	Omethoate		C ₅ H ₁₂ NO ₄ PS	1113-02-6	213.192	oil	≈135 dec		1.32 ²⁰	1.4987 ²⁰	msc H ₂ O; i hx
8413	Orange I	1-Naphthol Orange	C ₁₆ H ₁₁ N ₂ NaO ₄ S	523-44-4	350.324	red-br pow					s H ₂ O; sl EtOH; i bz
8414	Orange IV	Tropaeolin OO	C ₁₈ H ₁₄ N ₃ NaO ₃ S	554-73-4	375.377	ye pow					s H ₂ O
8415	Orcein			1400-62-0		br-red pow					
8416	<i>L</i> -Ornithine	2,5-Diaminopentanoic acid, (S)	C ₅ H ₁₂ N ₂ O ₂	70-26-8	132.161	micro cry (al-eth)	140				vs H ₂ O, EtOH
8417	<i>L</i> -Ornithine, monohydrochloride		C ₅ H ₁₃ ClN ₂ O ₂	3184-13-2	168.622	nd	215				vs H ₂ O
8418	Orotic acid	1,2,3,6-Tetrahydro-2,6-dioxo-4-pyrimidinecarboxylic acid	C ₅ H ₄ N ₂ O ₄	65-86-1	156.097	cry (w)	345.5				sl H ₂ O; i os
8419	Oroxylin A	5,7-Dihydroxy-6-methoxy-2-phenyl-4 <i>H</i> -1-benzopyran-4-one	C ₁₆ H ₁₂ O ₅	480-11-5	284.263	ye nd (al)	231.5				vs ace, eth, EtOH
8420	Orphenadrine		C ₁₈ H ₂₃ NO	83-98-7	269.382			195 ¹²			
8421	Oryzalin	Benzenesulfonamide, 4-(dipropylamino)-3,5-dinitro-	C ₁₂ H ₁₈ N ₄ O ₆ S	19044-88-3	346.359		142.3(0.5)				



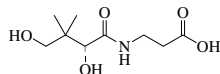
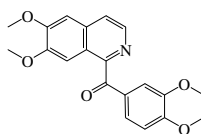
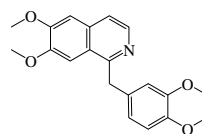
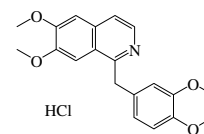
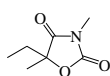
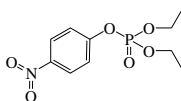
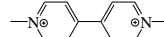
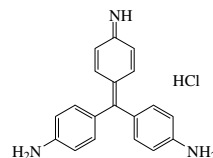
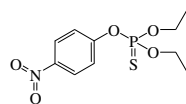
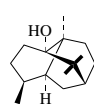
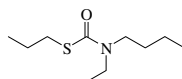
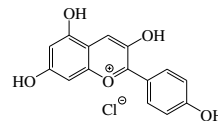
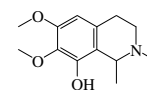
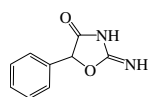
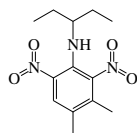
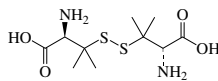
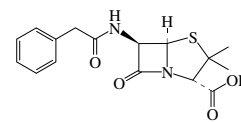
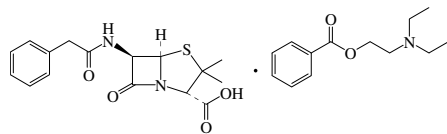
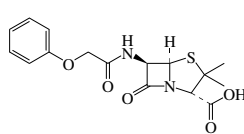
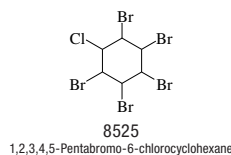
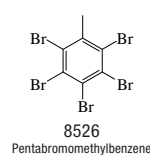
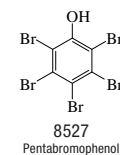
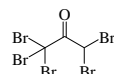
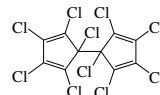
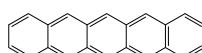
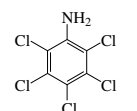
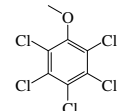
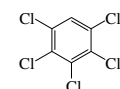
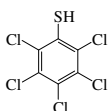
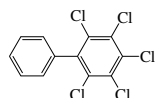
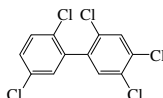
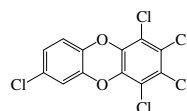
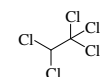
No.	Name	Synonym	Mol. Form.	CAS RN	Mol. Wt.	Physical Form	mp/°C	bp/°C	den g cm ⁻³	n _D	Solubility
8422	Ouabain		C ₂₉ H ₄₄ O ₁₂	630-60-4	584.652	hyg pl (+9w)	200				sl H ₂ O; vs EtOH
8423	7-Oxabicyclo[4.1.0]heptane		C ₆ H ₁₀ O	286-20-4	98.142		-35.00(0.05)	132(1)	0.9663 ²⁰	1.4519 ²⁰	i H ₂ O; vs EtOH, eth, ace, bz; s chl; sl ctc
8424	6-Oxabicyclo[3.1.0]hexane		C ₅ H ₈ O	285-67-6	84.117			101(6)	0.964 ²⁵	1.4336 ²⁰	
8425	Oxacyclohexadecan-2-one	Exaltolide	C ₁₅ H ₂₈ O ₂	106-02-5	240.382	thick oil		176 ¹⁵	0.9549 ²⁰	1.4708 ²⁰	
8426	1,3,4-Oxadiazole	1-Oxa-3,4-diazacyclopentadi- ene	C ₂ H ₂ N ₂ O	288-99-3	70.049			150		1.4300 ²⁵	
8427	Oxadiazon		C ₁₅ H ₁₈ Cl ₂ N ₂ O ₃	19666-30-9	345.221		88.1(0.5)				
8428	Oxadixyl		C ₁₄ H ₁₈ N ₂ O ₄	77732-09-3	278.304		104				
8429	Oxalic acid		C ₂ H ₂ O ₄	144-62-7	90.035	orth pym or oct	189.5 dec	157 sub	1.900 ¹⁷		s H ₂ O; vs EtOH; sl eth; i bz, chl, peth
8430	Oxalic acid dihydrate		C ₂ H ₂ O ₆	6153-56-6	126.065	mcl tab or pr	101.5		1.653 ¹⁸		s H ₂ O, EtOH; sl eth
8431	Oxaloacetic acid	Oxalacetic acid	C ₄ H ₄ O ₅	328-42-7	132.072		161 dec				
8432	Oxalyl chloride	Oxalyl dichloride	C ₂ Cl ₂ O ₂	79-37-8	126.926	liq	-16	63.5	1.4785 ²⁰	1.4316 ²⁰	s eth
8433	Oxalyl dihydrazide		C ₂ H ₆ N ₄ O ₂	996-98-5	118.095	nd (w)	244.0		1.458 ²²		s H ₂ O; sl EtOH, eth, bz, chl
8434	Oxamic acid		C ₂ H ₃ NO ₃	471-47-6	89.050	cry (w)	209(6)				sl H ₂ O; i EtOH, eth
8435	Oxamide		C ₂ H ₄ N ₂ O ₂	471-46-5	88.065	nd (w)	299(3)		1.667 ²⁰		sl H ₂ O, EtOH; i eth
8436	Oxamniquine		C ₁₄ H ₂₁ N ₃ O ₃	21738-42-1	279.335	ye-oran cry	149				s ace, chl, MeOH
8437	Oxamyl		C ₇ H ₁₃ N ₂ O ₃ S	23135-22-0	219.261		99.9(0.5)	dec	0.97 ²⁵		
8438	Oxandrolone		C ₁₉ H ₃₀ O ₃	53-39-4	306.439		236				
8439	1,4-Oxathiane		C ₄ H ₈ OS	15980-15-1	104.171	liq	-21.7(0.6)	149(2)	1.1174 ²⁰		sl H ₂ O
8440	Oxazepam		C ₁₅ H ₁₁ ClN ₂ O ₂	604-75-1	286.713	cry (EtOH)	205.5				i H ₂ O; s EtOH, chl, diox
8441	Oxazole		C ₃ H ₃ NO	288-42-6	69.062			69.5(0.2)		1.4285 ¹⁷	
8442	Oxepane		C ₆ H ₁₂ O	592-90-5	100.158			118(3)	0.89 ²⁵	1.4400 ²⁰	
8443	2-Oxepanone	Caprolactone	C ₆ H ₁₀ O ₂	502-44-3	114.142	liq	-1.02(0.04)	215	1.0761 ²⁰	1.4611 ²⁰	s EtOH, eth, ace
8444	Oxetane	Trimethylene oxide	C ₃ H ₆ O	503-30-0	58.079	liq	-97(1)	47.6(0.5)	0.8930 ²⁵	1.3961 ²⁰	msc H ₂ O, EtOH; s eth; vs ace
8445	2-Oxetanone	β-Propiolactone	C ₃ H ₄ O ₂	57-57-8	72.063	liq	-33.283(0.01)	161(14)	1.1460 ²⁰	1.4105 ²⁰	msc eth; s chl
8446	3-Oxetanone		C ₃ H ₄ O ₂	6704-31-0	72.063	unstab liq		106	1.137		
8447	Oxirane	Ethylene oxide	C ₂ H ₄ O	75-21-8	44.052	vol liq or gas	-112.46(0.05)	10.4(0.1)	0.8821 ¹⁰	1.3597 ⁷	s H ₂ O, EtOH, eth, ace, bz
8448	Oxiranecarboxaldehyde	Glycidaldehyde	C ₃ H ₄ O ₂	765-34-4	72.063	liq	-62	112.5	1.1403 ²⁰	1.4265 ²⁰	
8449	Oxiranemethanol, (±)-	Glycidol	C ₃ H ₆ O ₂	61915-27-3	74.079	liq	-45	156(9)	1.1143 ²⁵	1.4287 ²⁰	vs H ₂ O, ace, eth, EtOH; s bz, chl
8450	α-Oxobenzeneacetaldehyde aldoxime	Isonitrosoacetophenone	C ₈ H ₇ NO ₂	532-54-7	149.148		129				sl H ₂ O; s chl
8451	α-Oxobenzeneacetic acid		C ₈ H ₆ O ₃	611-73-4	150.132	pr (CCl ₄)	65.8(0.5)	163 ¹⁵			vs H ₂ O; s EtOH, eth; sl ctc; i CS ₂
8452	α-Oxobenzeneacetic acid, methyl ester		C ₉ H ₈ O ₃	15206-55-0	164.158			247		1.5268 ²⁰	
8453	α-Oxobenzeneacetonitrile		C ₈ H ₅ NO	613-90-1	131.132		32.5	206			i H ₂ O; vs EtOH, eth; sl chl
8454	γ-Oxobenzenebutanoic acid		C ₁₀ H ₁₀ O ₃	2051-95-8	178.184	lf (dil al)	116.5				s H ₂ O, EtOH, eth, bz, chl, CS ₂
8455	β-Oxobenzenepropanenitrile	Benzoylacetonitrile	C ₉ H ₇ NO	614-16-4	145.158		80.5	160 ¹⁰			sl H ₂ O; s EtOH, eth, bz, chl, alk, aq KCN
8456	α-Oxobenzenepropanoic acid	3-Phenylpyruvic acid	C ₉ H ₈ O ₃	156-06-9	164.158	lf (bz, chl)	157.5				sl H ₂ O; vs EtOH, eth; s bz, chl; i lig
8457	2-Oxo-2H-1-benzopyran-3- carboxylic acid	Coumarin-3-carboxylic acid	C ₁₀ H ₆ O ₄	531-81-7	190.15	nd (w, bz)	190 dec				vs EtOH
8458	Oxobis(2,4-pentanedione)- vanadium	Vanadyl acetylacetonate	C ₁₀ H ₁₄ O ₅ V	3153-26-2	265.157	bl cry	258	174 ^{0.2}			i H ₂ O; s EtOH, MeOH, bz, chl
8459	2-Oxobutanoic acid		C ₄ H ₆ O ₃	600-18-0	102.089		33	81 ¹⁶	1.200 ¹⁷	1.3972 ²⁰	vs H ₂ O, EtOH; sl eth
8460	4-Oxobutanoic acid		C ₄ H ₆ O ₃	692-29-5	102.089	oil		135 ¹⁴			s H ₂ O, EtOH, eth, bz
8461	2-Oxoglutaric acid	α-Ketoglutaric acid	C ₅ H ₆ O ₅	328-50-7	146.099	cry (ace-bz)	116(3)				vs H ₂ O, EtOH, eth; s ace

8422
Ouabain8423
7-Oxabicyclo[4.1.0]heptane8424
6-Oxabicyclo[3.1.0]hexane8425
Oxacyclohexadecan-2-one8426
1,3,4-Oxadiazole8427
Oxadiazon8428
Oxadixyl8429
Oxalic acid8430
Oxalic acid dihydrate8431
Oxaloacetic acid8432
Oxalyl chloride8433
Oxalyl dihydrazide8434
Oxamic acid8435
Oxamide8436
Oxamniquine8437
Oxamyl8438
Oxandrolone8439
1,4-Oxathiane8440
Oxazepam8441
Oxazole8442
Oxepane8443
2-Oxepanone8444
Oxetane8445
2-Oxetanone8446
3-Oxetanone8447
Oxirane8448
Oxiranecarboxaldehyde8449
Oxiranemethanol, (±)-8450
α-Oxobenzeneacetaldehyde aldoxime8451
α-Oxobenzeneacetic acid8452
α-Oxobenzeneacetic acid, methyl ester8453
α-Oxobenzeneacetonitrile8454
γ-Oxobenzenebutanoic acid8455
β-Oxobenzenepropanenitrile8456
α-Oxobenzenepropanoic acid8457
2-Oxo-2H-1-benzopyran-3-carboxylic acid8458
Oxobis(2,4-pentanedione)vanadium8459
2-Oxobutanoic acid8460
4-Oxobutanoic acid8461
2-Oxoglutaric acid

No.	Name	Synonym	Mol. Form.	CAS RN	Mol. Wt.	Physical Form	mp/°C	bp/°C	den g cm ⁻³	n _D	Solubility
8462	6-Oxoheptanoic acid		C ₇ H ₁₂ O ₃	3128-07-2	144.168		40.2	251 ²⁸⁰		1.4306 ²⁵	vs H ₂ O, ace, eth, EtOH
8463	5-Oxohexanoic acid		C ₆ H ₁₀ O ₃	3128-06-1	130.141		13.5	274.5	1.09 ²⁵	1.4451 ²⁰	s H ₂ O, EtOH, eth; sl ctc
8464	α-Oxo-1 <i>H</i> -indole-3-propanoic acid	Indole-3-pyruvic acid	C ₁₁ H ₉ NO ₃	392-12-1	203.194	gray cry	211				
8465	Oxolinic acid		C ₁₃ H ₁₁ NO ₅	14698-29-4	261.230	cry (DMF)	313 dec				
8466	4-Oxopentanal		C ₅ H ₈ O ₂	626-96-0	100.117		<-21	187 dec	1.0134 ²¹	1.4257 ²²	vs H ₂ O, ace, eth, EtOH
8467	3-Oxopentanedioic acid	Acetonedicarboxylic acid	C ₅ H ₆ O ₅	542-05-2	146.099	nd (AcOEt)	138 dec				s H ₂ O, EtOH; sl eth; i bz, chl, lig
8468	2-Oxopentanoic acid		C ₅ H ₈ O ₃	1821-02-9	116.116		6.5	179	1.0970 ¹⁴		sl H ₂ O; s eth, bz, chl, lig, CS ₂
8469	4-Oxopentanoic acid	Levulinic acid	C ₅ H ₈ O ₃	123-76-2	116.116	lf or pl	33.0(0.7)	245 dec	1.1335 ²⁰	1.4396 ²⁰	vs H ₂ O, EtOH, eth; s chl
8470	4-Oxo-4-(phenylamino)-butanoic acid	Succinilic acid	C ₁₀ H ₁₁ NO ₃	102-14-7	193.199	nd (w)	148.5				sl H ₂ O; s EtOH; vs eth
8471	<i>cis</i> -4-Oxo-4-(phenylamino)-2-butenic acid	Malenilic acid	C ₁₀ H ₉ NO ₃	555-59-9	191.183	mcl ye cry	192 dec		1.418 ³⁰		
8472	Oxophenylarsine	Phenylarsine oxide	C ₆ H ₅ AsO	637-03-6	168.025	cry (bz-eth) or (chl-eth)	145				i H ₂ O, eth; sl EtOH; vs bz, chl
8473	4-Oxo-4-phenyl-2-butenic acid		C ₁₀ H ₈ O ₃	583-06-2	176.169	nd or pr (tol)	99				sl H ₂ O, chl, lig; s EtOH, eth, tol
8474	2-Oxopropanal oxime	Isonitrosoacetone	C ₃ H ₅ NO ₂	306-44-5	87.078	nd(CCl ₄) lf (eth-peth)	69	sub	1.0744 ⁶⁷		s H ₂ O, eth; sl bz, ctc, chl
8475	2-Oxopropanenitrile	Acetyl cyanide	C ₃ H ₃ NO	631-57-2	69.062			92.3	0.9745 ²⁰	1.3764 ²⁰	s eth, ace, CH ₃ CN
8476	17-(1-Oxopropoxy)androst-4-en-3-one, (17β)	Testosterone-17-propionate	C ₂₂ H ₃₂ O ₃	57-85-2	344.487		120				vs eth, py, EtOH
8477	2-Oxo-2 <i>H</i> -pyran-5-carboxylic acid	Coumalic acid	C ₆ H ₄ O ₄	500-05-0	140.094	pr (MeOH)	207 dec	218 ¹²⁰			sl H ₂ O, eth, ace; i bz, chl; s EtOH, HOAc
8478	4-Oxo-4 <i>H</i> -pyran-2,6-dicarboxylic acid	Chelidonic acid	C ₇ H ₄ O ₆	99-32-1	184.103	rose mcl nd (al-w,+1w)	262				sl H ₂ O, EtOH
8479	17-Oxosparteine		C ₁₅ H ₂₄ N ₂ O	489-72-5	248.364	ye to col hyg nd (peth)	84	209 ¹²			vs H ₂ O, EtOH, eth; s chl
8480	4,4'-Oxybis(benzenesulfonyl chloride)	Diphenyl ether 4,4'-disulfonyl chloride	C ₁₂ H ₈ Cl ₂ O ₅ S ₂	121-63-1	367.225	cry (peth)	128				
8481	4,4'-Oxybis(benzenesulfonyl hydrazide)		C ₁₂ H ₁₄ N ₄ O ₅ S ₂	80-51-3	358.393	cry (H ₂ O)	164 dec				
8482	Oxybutynin		C ₂₂ H ₃₁ NO ₃	5633-20-5	357.486	cry	114				
8483	Oxycarboxin	Carboxin <i>S,S</i> -dioxide	C ₁₂ H ₁₃ NO ₄ S	5259-88-1	267.301	pr (EtOH)	130.1(0.5)				sl H ₂ O; s bz, EtOH; vs ace
8484	Oxychlordan		C ₁₀ H ₄ Cl ₈ O	27304-13-8	423.762	cry (pentane)	100				
8485	Oxycodone	Dihydro-14-hydroxycodone	C ₁₈ H ₂₁ NO ₄	76-42-6	315.365	rods (EtOH)	219				i H ₂ O, eth; s EtOH, chl
8486	Oxydemeton-methyl		C ₆ H ₁₃ O ₄ PS ₂	301-12-2	246.284		<-20	106 ^{0.01}	1.289 ²⁰		
8487	10,10'-Oxydiphenoxarsine	10,10'-Oxybis[10 <i>H</i> -phenoxarsine]	C ₂₄ H ₁₆ As ₂ O ₃	58-36-6	502.225	col mcl cry	185		1.41		i H ₂ O; s EtOH, chl; i CH ₂ Cl ₂
8488	Oxyfluorfen		C ₁₅ H ₁₁ ClF ₃ NO ₄	42874-03-3	361.701		86.6(0.5)	358 dec	1.35 ⁷³		
8489	Oxymetazoline		C ₁₆ H ₂₄ N ₂ O	1491-59-4	260.374	cry (bz)	182				i eth, chl
8490	Oxymetholone		C ₂₁ H ₃₂ O ₃	434-07-1	332.477	cry	179				
8491	Oxymethurea		C ₃ H ₆ N ₂ O ₃	140-95-4	120.107	pr(al)	138(3)	149 ²⁵			s H ₂ O, EtOH, MeOH; i eth; sl DMSO
8492	Oxyphenbutazone		C ₁₉ H ₂₀ N ₂ O ₃	129-20-4	324.373	cry (eth/peth)	124				s EtOH, MeOH, chl, bz, eth
8493	Oxyphenonium bromide		C ₂₁ H ₂₄ BrNO ₃	50-10-2	428.404		191.5				vs H ₂ O; sl EtOH
8494	Oxytetracycline		C ₂₂ H ₂₄ N ₂ O ₉	79-57-2	460.434		184.5		1.634 ²⁰		
8495	Oxytocin		C ₄₃ H ₆₆ N ₁₂ O ₁₂ S ₂	50-56-6	1007.187	wh pow					s H ₂ O, BuOH
8496	Paclobutrazol		C ₁₅ H ₂₀ ClN ₃ O	76738-62-0	293.792	wh cry	166		1.22		i H ₂ O; vs ace, MeOH; s xyl, hx
8497	Palustric acid		C ₂₀ H ₃₀ O ₂	1945-53-5	302.451	cry (MeOH)	164.5				
8498	Pamoic acid		C ₂₃ H ₁₆ O ₆	130-85-8	388.369		315				
8499	Pancuronium dibromide		C ₃₅ H ₆₀ Br ₂ N ₂ O ₄	15500-66-0	732.670	cry	215				sl chl
8500	Panose	4-α-Isomaltosylglucose	C ₁₈ H ₃₂ O ₁₆	33401-87-5	504.437		223 dec				
8501	Panthesin		C ₁₈ H ₃₂ N ₂ O ₅ S	135-44-4	388.522	pa ye pow (al)	158				vs H ₂ O, EtOH



No.	Name	Synonym	Mol. Form.	CAS RN	Mol. Wt.	Physical Form	mp/°C	bp/°C	den g cm ⁻³	n _D	Solubility
8502	Pantolactone		C ₈ H ₁₀ O ₃	599-04-2	130.141		92				
8503	Pantothenic acid		C ₉ H ₁₇ NO ₅	79-83-4	219.235	ye visc oil					vs H ₂ O, bz, eth
8504	Papaveraldine		C ₂₀ H ₁₉ NO ₅	522-57-6	353.369	nd (al), cry (bz, peth)	210.5				i H ₂ O; sl EtOH, eth; s bz, chl
8505	Papaverine		C ₂₀ H ₂₁ NO ₄	58-74-2	339.386	wh pr (al-eth), nd (chl-peth)	147.5	135 sub	1.337 ²⁰	1.625	sl H ₂ O; vs EtOH, chl; s ace, bz, py
8506	Papaverine hydrochloride	Cerespan	C ₂₀ H ₂₂ ClNO ₄	61-25-6	375.847	wh mcl pr (w)	224.5				vs H ₂ O, EtOH
8507	Paraformaldehyde		(CH ₂ O) _x	30525-89-4	30.026		164 dec				
8508	Paraldehyde	2,4,6-Trimethyl-1,3,5-trioxane	C ₆ H ₁₂ O ₃	123-63-7	132.157	liq	12(1)	124(2)	0.9943 ²⁰	1.4049 ²⁰	sl H ₂ O; msc EtOH, eth, chl
8509	Paramethadione		C ₇ H ₁₁ NO ₃	115-67-3	157.167	liq			1.121 ²⁵	1.449 ²⁵	sl H ₂ O; s EtOH, chl, bz, eth
8510	Paraoxon	<i>O,O</i> -Diethyl <i>O</i> -(4-nitrophenyl) phosphate	C ₁₀ H ₁₄ NO ₆ P	311-45-5	275.195	oily liq		161 ^{0.5}	1.2683 ²⁵	1.5096	s eth
8511	Paraquat		C ₁₂ H ₁₄ N ₂	4685-14-7	186.252	cation					
8512	Pararosaniline hydrochloride	Basic fuchsin	C ₁₉ H ₁₈ ClN ₃	569-61-9	323.819	pale viol pow	269 dec				
8513	Parasorbic acid		C ₆ H ₆ O ₂	10048-32-5	112.127	oily lig		100 ¹⁵	1.079 ¹⁸	1.4736 ²⁰	vs H ₂ O, eth, EtOH
8514	Parathion		C ₁₀ H ₁₄ NO ₃ PS	56-38-2	291.261	ye liq	6.1(0.9)	375	1.2681 ²⁰	1.5370 ²⁵	i H ₂ O; s eth, ace; sl ctc; vs EtOH, AcOEt
8515	Patchouli alcohol		C ₁₅ H ₂₆ O	5986-55-0	222.366		56		0.9906 ⁶⁵	1.5029 ⁶⁵	i H ₂ O; s EtOH, eth
8516	Pebulate		C ₁₀ H ₂₁ NOS	1114-71-2	203.345			142 ²⁰	0.9458 ²⁰	1.4752 ²⁰	vs ace, bz, MeOH
8517	Pelargonidin chloride		C ₁₅ H ₁₁ ClO ₅	134-04-3	306.698	red br hyg (anh) pr or pl	>350				s H ₂ O; vs EtOH; sl chl, MeOH
8518	Pellotine		C ₁₃ H ₁₉ NO ₃	83-14-7	237.295	pl (al, peth)	111.5				vs ace, eth, EtOH, peth
8519	Pemoline	2-Amino-5-phenyl-4(5 <i>H</i>)-oxazolone	C ₉ H ₉ N ₂ O ₂	2152-34-3	176.172	cry	256 dec				i H ₂ O; eth, ace; sl hot EtOH
8520	Pendimethalin	<i>N</i> -(1-Ethylpropyl)-3,4-dimethyl-2,6-dinitroaniline	C ₁₃ H ₁₉ N ₃ O ₄	40487-42-1	281.308		54.7(0.5)	dec	1.19 ²⁵		
8521	Penicillamine cysteine disulfide		C ₈ H ₁₆ N ₂ O ₄ S ₂	18840-45-4	268.354		195				
8522	Penicillin G	Benzylpenicillinic acid	C ₁₆ H ₁₈ N ₂ O ₄ S	61-33-6	334.390	amor wh pow					sl H ₂ O; s MeOH, EtOH, eth, chl, bz, ace
8523	Penicillin G procaine		C ₂₈ H ₃₈ N ₄ O ₆ S	54-35-3	570.700		108 dec		1.2555 ²⁵		s H ₂ O, EtOH, chl
8524	Penicillin V	Phenoxymethylpenicillin	C ₁₆ H ₁₈ N ₂ O ₅ S	87-08-1	350.389	cry	124 dec				sl H ₂ O; s os
8525	1,2,3,4,5-Pentabromo-6-chlorocyclohexane		C ₆ H ₆ Br ₅ Cl	87-84-3	513.085	cry	204				
8526	Pentabromomethylbenzene		C ₇ H ₅ Br ₅	87-83-2	486.619		288		2.97 ¹⁷		i H ₂ O; sl EtOH, HOAc; s bz
8527	Pentabromophenol		C ₆ HBr ₅ O	608-71-9	488.591	mcl pr (HOAc) nd (al)	229.5	sub			i H ₂ O; s EtOH, bz, HOAc; sl eth
8528	1,1,1,3,3-Pentabromo-2-propanone	Pentabromoacetone	C ₃ HBr ₅ O	79-49-2	452.559	nd (w, al) pr (eth)	79.5	sub			i H ₂ O; vs EtOH, eth, ace, chl
8529	Pentac	Dienochlor	C ₁₀ Cl ₁₀	2227-17-0	474.637	tan cry (peth)	122				
8530	Pentacene	Benzo[<i>b</i>]naphthacene	C ₂₂ H ₁₄	135-48-8	278.346	ye gm nd or lf (xyl)	271(2)				i H ₂ O; sl bz; s PhNO ₂
8531	2,3,4,5,6-Pentachloroaniline		C ₆ H ₂ Cl ₅ N	527-20-8	265.352	nd (al)	233.9(0.5)				vs eth, EtOH, lig
8532	2,3,4,5,6-Pentachloroanisole	Methyl pentachlorophenyl ether	C ₇ H ₃ Cl ₅ O	1825-21-4	280.363	nd MeOH	108.5				
8533	Pentachlorobenzene		C ₆ HCl ₅	608-93-5	250.337	nd (al)	84.2(0.6)	279(4)	1.8342 ¹⁶		i H ₂ O, EtOH; sl eth, bz, chl, CS ₂
8534	Pentachlorobenzenethiol	Pentachlorophenyl mercaptan	C ₆ HCl ₅ S	133-49-3	282.402		231.5				
8535	2,3,4,5,6-Pentachlorobiphenyl		C ₁₂ H ₂ Cl ₅	18259-05-7	326.433	nd (peth)	124.4(0.5)				i H ₂ O
8536	2,2',4,5,5'-Pentachlorobiphenyl		C ₁₂ H ₃ Cl ₅	37680-73-2	326.433	cry (EtOH)	76.9(0.5)				i H ₂ O
8537	1,2,3,4,7-Pentachlorodibenzo- <i>p</i> -dioxin		C ₁₂ H ₃ Cl ₅ O ₂	39227-61-7	356.416	cry (bz/MeOH)	195				
8538	Pentachloroethane	Refrigerant 120	C ₂ HCl ₅	76-01-7	202.294	liq	-29.0(0.2)	161(4)	1.6796 ²⁰	1.5025 ²⁰	i H ₂ O; msc EtOH, eth
8539	Pentachlorofluoroethane		C ₂ Cl ₅ F	354-56-3	220.284	col liq	101(4)	138	1.74 ²⁵		i H ₂ O; s EtOH, eth

8502
Pantolactone8503
Pantothenic acid8504
Papaveralidine8505
Papaverine8506
Papaverine hydrochloride8507
Paraformaldehyde8508
Paraldehyde8509
Paramethadione8510
Paraoxon8511
Paraquat8512
Pararosaniline hydrochloride8513
Parasorbic acid8514
Parathion8515
Patchouli alcohol8516
Pebulate8517
Pelargonidin chloride8518
Pellotine8519
Pemoline8520
Pendimethalin8521
Penicillamine cysteine disulfide8522
Penicillin G8523
Penicillin G procaine8524
Penicillin V8525
1,2,3,4,5-Pentabromo-6-chlorocyclohexane8526
Pentabromomethylbenzene8527
Pentabromophenol8528
1,1,1,3,3-Pentabromo-2-propanone8529
Pentac8530
Pentacene8531
2,3,4,5,6-Pentachloroaniline8532
2,3,4,5,6-Pentachloroanisole8533
Pentachlorobenzene8534
Pentachlorobenzenethiol8535
2,3,4,5,6-Pentachlorobiphenyl8536
2,2',4,5,5'-Pentachlorobiphenyl8537
1,2,3,4,7-Pentachlorodibenzo-p-dioxin8538
Pentachloroethane8539
Pentachlorofluoroethane

No.	Name	Synonym	Mol. Form.	CAS RN	Mol. Wt.	Physical Form	mp/°C	bp/°C	den g cm ⁻³	n _D	Solubility
8540	Pentachloronitrobenzene	Quintozene	C ₆ Cl ₅ NO ₂	82-68-8	295.335	cry (al)	144.7(0.4)	328 dec	1.718 ²⁵		i H ₂ O; sl EtOH; s bz, chl
8541	Pentachlorophenol		C ₆ HCl ₅ O	87-86-5	266.336	mcl pr (al + 1w) nd (bz)	189.5(0.4)	310 dec	1.978 ²²		i H ₂ O; sl lig; vs EtOH, eth; s bz
8542	1,1,2,2,3-Pentachloropropane		C ₃ H ₃ Cl ₅	16714-68-4	216.321			181 ⁵⁰⁰	1.633 ²⁵	1.5098 ²⁵	
8543	1,1,2,3,3-Pentachloro-1-propene		C ₃ HCl ₅	1600-37-9	214.305			185	1.6317 ³⁴	1.5313 ²⁰	vs eth
8544	Pentachloropyridine		C ₅ Cl ₅ N	2176-62-7	251.326		124.0(0.5)	280			vs bz, EtOH, lig
8545	2,3,4,5,6-Pentachlorotoluene		C ₇ H ₃ Cl ₅	877-11-2	264.364	nd (bz, peth)	224(2)	301			sl EtOH, eth, CS ₂ ; s bz, tol, peth
8546	Pentacontane		C ₅₀ H ₁₀₂	6596-40-3	703.345		91.7(0.6)	575.0			
8547	Pentacosane		C ₂₅ H ₅₂	629-99-2	352.681		53.3(0.4)	401.9	0.8012 ²⁰	1.4491 ²⁰	s bz, chl
8548	1 <i>H</i> -Pentadecafluoroheptane		C ₇ HF ₁₅	375-83-7	370.059			95(2)	1.725 ²⁵	1.2690 ²⁵	
8549	Pentadecafluorooctanoic acid	Perfluorooctanoic acid	C ₈ HF ₁₅ O ₂	335-67-1	414.069		54.3	192(1)			
8550	2,2,3,3,4,4,5,5,6,6,7,7,8,8,8-Pentadecafluoro-1-octanol	1,1-Dihydroperfluorooctanol	C ₈ H ₃ F ₁₅ O	307-30-2	400.085	waxy solid	47	164			
8551	Pentadecanal		C ₁₅ H ₃₀ O	2765-11-9	226.398	nd	24(2)	185 ²⁵			vs ace, eth, EtOH
8552	Pentadecane		C ₁₅ H ₃₂	629-62-9	212.415		9.95(0.02)	270.6(0.4)	0.7685 ²⁰	1.4315 ²⁰	i H ₂ O; vs EtOH, eth
8553	Pentadecanoic acid	Pentadecylic acid	C ₁₅ H ₃₀ O ₂	1002-84-2	242.398	pl (dil al, HOAc) cry (peth)	52.52(0.04)	257 ¹⁰⁰	0.8423 ⁸⁰	1.4254 ⁸⁰	i H ₂ O; vs EtOH, ace; s eth; sl tfa
8554	1-Pentadecanol		C ₁₅ H ₃₂ O	629-76-5	228.414		43.8(0.2)	318(2)	0.8347 ²⁵		i H ₂ O
8555	2-Pentadecanone		C ₁₅ H ₃₀ O	2345-28-0	226.398		39.0(0.2)	294	0.8182 ³⁹		
8556	8-Pentadecanone		C ₁₅ H ₃₀ O	818-23-5	226.398	cry (al)	42(1)	295(1)	0.8180 ³⁹		s EtOH, eth, bz, ctc, chl
8557	1-Pentadecene		C ₁₅ H ₃₀	13360-61-7	210.399	liq	-3.8(0.1)	268.4(0.4)	0.7764 ²⁰	1.4389 ²⁰	i H ₂ O; s ace
8558	Pentadecylamine	Pentadecanamine	C ₁₅ H ₃₃ N	2570-26-5	227.430		36.5(0.4)	312(5)	0.8104 ²⁰	1.4480 ²⁰	vs eth, EtOH
8559	Pentadecylbenzene		C ₂₁ H ₃₆	2131-18-2	288.511		12.0(0.4)	373	0.8548 ²⁰	1.4815 ²⁰	
8560	3-Pentadecyl-1,2-benzenediol	3-Pentadecylcatechol	C ₂₁ H ₃₆ O ₂	492-89-7	320.510	nd (to, peth)	59.5				vs bz, eth, EtOH
8561	Pentadecylcyclohexane		C ₂₁ H ₃₂	6006-95-7	294.558		25.0(0.4)	371(13)	0.8267 ²⁰	1.4588 ²⁰	
8562	3-Pentadecylphenol		C ₂₁ H ₃₆ O	501-24-6	304.510	nd (peth)	50(3)	230 ⁸			vs ace, bz, EtOH
8563	1-Pentadecyne		C ₁₅ H ₂₈	765-13-9	208.383		10	280(10)	0.7928 ²⁰	1.4419 ²⁰	vs ace
8564	1,2-Pentadiene	Ethylallene	C ₅ H ₈	591-95-7	68.118	liq	-137.27(0.08)	44(2)	0.6926 ²⁰	1.4209 ²⁰	msc EtOH, eth, ace, bz, ctc, hp
8565	<i>cis</i> -1,3-Pentadiene	<i>cis</i> -Piperylene	C ₅ H ₈	1574-41-0	68.118	liq	-140.81(0.09)	44.0(0.7)	0.6910 ²⁰	1.4363 ²⁰	msc EtOH, eth, ace, bz, ctc, hp
8566	<i>trans</i> -1,3-Pentadiene	<i>trans</i> -Piperylene	C ₅ H ₈	2004-70-8	68.118	liq	-87.5(0.2)	42.0(0.3)	0.6710 ²⁵	1.4301 ²⁰	
8567	1,4-Pentadiene		C ₅ H ₈	591-93-5	68.118	vol liq or gas	-148.3(0.3)	25.9(0.3)	0.6608 ²⁰	1.3888 ²⁰	i H ₂ O; vs EtOH, eth, ace, bz
8568	2,3-Pentadiene	1,3-Dimethylallene	C ₅ H ₈	591-96-8	68.118	liq	-125.65(0.09)	48.2(0.9)	0.6950 ²⁰	1.4284 ²⁰	msc EtOH, eth, ace, bz, hp, ctc
8569	1,4-Pentadien-3-ol		C ₅ H ₈ O	922-65-6	84.117			115.5	0.860 ²³	1.4400 ¹⁷	
8570	1,3-Pentadiyne	Methyldiacetylene	C ₅ H ₄	4911-55-1	64.086	liq	-38.5	55(7)	0.7909 ²⁰	1.4431 ²¹	i H ₂ O; s eth, bz, chl
8571	Pentaerythritol		C ₅ H ₁₂ O ₄	115-77-5	136.147	cry (dil HCl)	258	sub		1.548	s H ₂ O; i eth, bz
8572	Pentaerythritol tetraacetate	2,2-Bis[(acetyloxy)methyl]-1,3-propanediol diacetate	C ₁₃ H ₂₀ O ₈	597-71-7	304.293	tetr nd (w, bz)	83.5		1.273 ¹⁸		s H ₂ O; vs EtOH, eth
8573	Pentaerythritol tetrakis(2-mercaptoacetate)		C ₁₃ H ₂₀ O ₈ S ₄	10193-99-4	432.553	liq		250 ¹	1.385 ²⁵	1.5470 ²⁰	
8574	Pentaerythritol tetramethacrylate	Tetramethylolmethane tetramethacrylate	C ₂₁ H ₂₈ O ₈	3253-41-6	408.442		53.5				
8575	Pentaerythritol tetranitrate		C ₅ H ₈ N ₄ O ₁₂	78-11-5	316.138	tetr (ace) pr (ace-al)	140.9(0.8)		1.773 ²⁰		sl H ₂ O, EtOH, eth; vs ace; s bz, py
8576	Pentaethylbenzene		C ₁₆ H ₂₆	605-01-6	218.377		<-20	277(4)	0.8971 ¹⁹	1.5127 ²⁰	
8577	Pentaethyl tantalate	Ethanol, tantalum(5+) salt	C ₁₀ H ₂₀ O ₅ Ta	6074-84-6	406.251			151 ¹			
8578	2,3,4,5,6-Pentafluoroaniline		C ₆ H ₂ F ₅ N	771-60-8	183.079		34(1)	153.5			
8579	Pentafluorobenzaldehyde		C ₇ HF ₅ O	653-37-2	196.074		20	167			1.4506 ²⁰
8580	Pentafluorobenzene		C ₆ HF ₅	363-72-4	168.064	liq	-47.3(0.2)	85(3)	1.514 ²⁵	1.3905 ²⁰	
8581	Pentafluorobenzenethiol		C ₆ HF ₅ S	771-62-0	200.129	liq	-24	143	1.501 ²⁵	1.4645 ²⁰	
8582	Pentafluorobenzoic acid		C ₇ HF ₅ O ₂	602-94-8	212.074		103.3(0.5)	220			
8583	Pentafluorobenzonitrile		C ₇ F ₅ N	773-82-0	193.074		3(2)	162(7)	1.563 ²⁰	1.4402 ²⁵	
8584	Pentafluoroethane	HFC-125	C ₂ HF ₅	354-33-6	120.021	col gas	-100.6	-48.1			
8585	Pentafluoriodobenzene		C ₆ F ₅ I	827-15-6	293.960	liq	-29	161(3)	2.212 ²⁰	1.4950 ²⁵	
8586	Pentafluoromethoxybenzene		C ₇ H ₃ F ₅ O	389-40-2	198.090	liq	-30(1)	138.5	1.493 ²⁰	1.4087 ²⁰	

						$\text{H}_3\text{C}(\text{CH}_2)_{48}\text{CH}_3$ 8546 Pentacontane
8540 Pentachloronitrobenzene	8541 Pentachlorophenol	8542 1,1,2,2,3-Pentachloropropane	8543 1,1,2,3,3-Pentachloro-1-propene	8544 Pentachloropyridine	8545 2,3,4,5,6-Pentachlorotoluene	
8547 Pentacosane	8548 1H-Pentadecafluoroheptane	8549 Pentadecafluorooctanoic acid	8550 2,2,3,3,4,4,5,5,6,6,7,7,8,8-Pentadecafluoro-1-octanol	8551 Pentadecanal		
8552 Pentadecane	8553 Pentadecanoic acid	8554 1-Pentadecanol	8555 2-Pentadecanone	8556 8-Pentadecanone		
8557 1-Pentadecene	8558 Pentadecylamine	8559 Pentadecylbenzene	8560 3-Pentadecyl-1,2-benzenediol			
8561 Pentadecylcyclohexane	8562 3-Pentadecylphenol	8563 1-Pentadecyne	8564 1,2-Pentadiene	8565 cis-1,3-Pentadiene		
8566 trans-1,3-Pentadiene	8567 1,4-Pentadiene	8568 2,3-Pentadiene	8569 1,4-Pentadien-3-ol	8570 1,3-Pentadiyne	8571 Pentaerythritol	8572 Pentaerythritol tetraacetate
						8573 Pentaerythritol tetrakis(2-mercaptoacetate)
8574 Pentaerythritol tetramethacrylate	8575 Pentaerythritol tetranitrate	8576 Pentaethylbenzene	8577 Pentaethyl tantalate	8578 2,3,4,5,6-Pentafluoroaniline	8579 Pentafluorobenzaldehyde	8580 Pentafluorobenzene
8581 Pentafluorobenzenethiol	8582 Pentafluorobenzoic acid	8583 Pentafluorobenzonitrile	8584 Pentafluoroethane	8585 Pentafluoroiodobenzene	8586 Pentafluoromethoxybenzene	

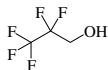
No.	Name	Synonym	Mol. Form.	CAS RN	Mol. Wt.	Physical Form	mp/°C	bp/°C	den g cm ⁻³	n _D	Solubility
8587	Pentafluorophenol		C ₆ H ₅ F ₅ O	771-61-9	184.063		32.80(0.04)	145.1(0.2)		1.4263 ²⁰	
8588	1,1,1,2,2-Pentafluoropropane	Refrigerant 245cb	C ₃ H ₃ F ₅	1814-88-6	134.048	col gas		-18.0(0.3)			
8589	2,2,3,3,3-Pentafluoro-1-propanol		C ₃ H ₃ F ₅ O	422-05-9	150.047			26 ⁵⁰			
8590	2,3,4,5,6-Pentafluorotoluene		C ₇ H ₃ F ₅	771-56-2	182.091	liq	-29.79(0.05)	117(5)	1.440 ²⁰	1.4016 ²⁵	
8591	1,1,2,4,4-Pentafluoro-3-(trifluoromethyl)-1,3-butadiene		C ₅ F ₈	384-04-3	212.041			39	1.527 ⁹	1.3000 ⁹	vs ace, bz, eth
8592	Pentagastrin		C ₃₇ H ₄₈ N ₇ O ₉ S	5534-95-2	767.892	col nd	230 dec				i H ₂ O, bz, EtOH, eth
8593	<i>trans</i> -3,3',4',5,7-Pentahydroxyflavanone, (±)-	Taxifolin	C ₁₅ H ₁₂ O ₇	480-18-2	304.252		227 dec				s chl
8594	Pentamethonium bromide		C ₁₁ H ₂₈ Br ₂ N ₂	541-20-8	348.161		301				sl H ₂ O
8595	Pentamethylbenzene		C ₁₁ H ₁₆	700-12-9	148.245	pr (al)	54(2)	232	0.917 ²⁰	1.527 ²⁰	i H ₂ O; vs EtOH, bz; s chl
8596	2,4,6,8,10-Pentamethylcyclopentasiloxane		C ₅ H ₂₀ O ₅ Si ₅	6166-86-5	300.638	liq	-108	169(6)	0.9985 ²⁰	1.3912 ²⁰	
8597	2,2,4,6,6-Pentamethylheptane		C ₁₂ H ₂₆	13475-82-6	170.334	liq	-66.90(0.08)	178(2)	0.7463 ²⁰	1.4440 ²⁰	
8598	2,2,4,6,6-Pentamethyl-3-heptene		C ₁₂ H ₂₄	123-48-8	168.319	liq		180(7)			
8599	2,2,3,3,4-Pentamethylpentane		C ₁₀ H ₂₂	16747-44-7	142.282	liq	-36.5(0.2)	166(4)	0.7767 ²⁵	1.4361 ²⁰	
8600	2,2,3,4,4-Pentamethylpentane		C ₁₀ H ₂₂	16747-45-8	142.282	liq	-38.8(0.2)	159(4)	0.7636 ²⁵	1.4307 ²⁰	
8601	Pentamethylphenol		C ₁₁ H ₁₆ O	2819-86-5	164.244	nd (al, peth, ace)	128	267			i H ₂ O; s EtOH
8602	1,2,2,6,6-Pentamethylpiperidine	Pempidine	C ₁₀ H ₂₁ N	79-55-0	155.281			147	0.8580 ⁰	1.4550 ²¹	
8603	Pentamethylsilanamine		C ₅ H ₁₅ NSi	2083-91-2	117.266			86	0.7400 ²⁰	1.4379 ²⁴	
8604	Pentanal	Valeraldehyde	C ₅ H ₁₀ O	110-62-3	86.132	liq	-81.5(0.2)	103(2)	0.8095 ²⁰	1.3944 ²⁰	sl H ₂ O; s EtOH, eth
8605	Pentanamide		C ₅ H ₁₁ NO	626-97-1	101.147	mcl pl (peth, al)	104(2)	225	0.8735 ¹¹⁰	1.4183 ¹¹⁰	vs H ₂ O, EtOH, eth; sl chl
8606	3-Pentanamine		C ₅ H ₁₃ N	616-24-0	87.164			89(5)	0.7487 ²⁰	1.4063 ²⁰	s EtOH; sl chl
8607	Pentane		C ₅ H ₁₂	109-66-0	72.149	liq	-129.67(0.04)	36.06(0.07)	0.6262 ²⁰	1.3575 ²⁰	sl H ₂ O; msc EtOH, eth, ace, bz, chl; s ctc
8608	Pentanedial	Glutaraldehyde	C ₅ H ₈ O ₂	111-30-8	100.117	oil	-14	176(8)		1.4330 ²⁵	msc H ₂ O, EtOH; s bz
8609	1,5-Pentanediamine	Cadaverine	C ₅ H ₁₄ N ₂	462-94-2	102.178		11.8(0.4)	178(6)	0.873 ²⁵	1.463 ²⁰	s H ₂ O, EtOH; sl eth
8610	Pentanedinitrile	Glutaronitrile	C ₅ H ₆ N ₂	544-13-8	94.115	liq	-28.9(0.1)	286	0.9911 ¹⁵	1.4295 ²⁰	vs EtOH, chl
8611	1,2-Pentenediol, (±)-		C ₅ H ₁₀ O ₂	91049-43-3	104.148			209	0.9723 ²⁰	1.4397 ¹⁹	
8612	1,4-Pentenediol		C ₅ H ₁₀ O ₂	626-95-9	104.148			202	0.9883 ²⁰	1.4452 ²³	vs H ₂ O, EtOH, chl
8613	1,5-Pentenediol	Pentamethylene glycol	C ₅ H ₁₀ O ₂	111-29-5	104.148	liq	-20(7)	241(2)	0.9914 ²⁰	1.4494 ²⁰	s H ₂ O, EtOH; sl eth, bz
8614	2,3-Pentenediol		C ₅ H ₁₀ O ₂	42027-23-6	104.148			187.5	0.9798 ¹⁹	1.4412 ²⁵	s H ₂ O, EtOH; sl eth
8615	2,4-Pentenediol	2,4-Amylene glycol	C ₅ H ₁₀ O ₂	625-69-4	104.148			218(6)	0.9635 ²⁰	1.4349 ²⁰	vs H ₂ O, EtOH
8616	1,5-Pentenediol diacetate	Pentamethylene acetate	C ₉ H ₁₆ O ₄	6963-44-6	188.221		2	244(9)	1.0296 ²⁰	1.4261 ¹⁹	
8617	2,3-Pentanedione	Acetylpropionyl	C ₅ H ₈ O ₂	600-14-6	100.117	dk ye liq		109.9(0.4)	0.9565 ¹⁹	1.4014 ¹⁹	s H ₂ O; msc EtOH, eth, ace
8618	2,4-Pentanedione	Acetylacetone	C ₅ H ₈ O ₂	123-54-6	100.117	liq	-18.3(0.2)	140.7(0.5)	0.9721 ²⁵	1.4494 ²⁰	vs H ₂ O; msc EtOH, eth, ace, chl
8619	Pentanedioyl dichloride		C ₅ H ₆ Cl ₂ O ₂	2873-74-7	169.006			217	1.324 ²⁰	1.4728 ²⁰	s eth; sl chl
8620	Pentanenitrile	Valeronitrile	C ₅ H ₉ N	110-59-8	83.132	liq	-96.2(0.5)	140(1)	0.8008 ²⁰	1.3971 ²⁰	s eth, ace, bz; sl ctc
8621	1-Pentanethiol	Pentyl mercaptan	C ₅ H ₁₂ S	110-66-7	104.214	liq	-75.69(0.04)	126.6(0.7)	0.850 ²⁰	1.4469 ²⁰	i H ₂ O; msc EtOH, eth
8622	2-Pentanethiol	<i>sec</i> -Pentyl mercaptan	C ₅ H ₁₂ S	2084-19-7	104.214	liq	-169.0(0.4)	113(1)	0.8327 ²⁰	1.4412 ²⁰	s EtOH, lig
8623	3-Pentanethiol	3-Pentyl mercaptan	C ₅ H ₁₂ S	616-31-9	104.214	liq	-110.8	116(10)	0.8410 ²⁰	1.4447 ²⁰	s EtOH; sl DMSO
8624	Pentanoic acid	Valeric acid	C ₅ H ₁₀ O ₂	109-52-4	102.132	liq	-33.63(0.05)	186.1(0.3)	0.9339 ²⁵	1.4085 ²⁰	s H ₂ O, EtOH, eth; sl ctc
8625	Pentanoic anhydride		C ₁₀ H ₁₈ O ₃	2082-59-9	186.248	liq	-56.1(0.7)	244(17)	0.924 ²⁰	1.4171 ²⁶	vs eth, EtOH
8626	1-Pentanol	Amyl alcohol	C ₅ H ₁₂ O	71-41-0	88.148	liq	-77.58(0.04)	137.6(0.4)	0.8144 ²⁰	1.4101 ²⁰	sl H ₂ O; msc EtOH, eth; s ace, chl
8627	2-Pentanol	<i>sec</i> -Amyl alcohol	C ₅ H ₁₂ O	6032-29-7	88.148	liq	-73	119.1(0.5)	0.8094 ²⁰	1.4053 ²⁰	sl H ₂ O; s EtOH, eth, ctc, chl
8628	3-Pentanol	Diethyl carbinol	C ₅ H ₁₂ O	584-02-1	88.148	liq	-69.9(0.4)	123(2)	0.8203 ²⁰	1.4104 ²⁰	sl H ₂ O; s EtOH, eth, ace, ctc



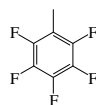
8587
Pentafluorophenol



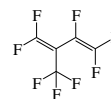
8588
1,1,1,2,2-Pentafluoropropane



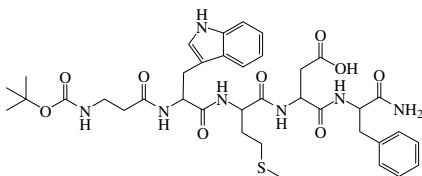
8589
2,2,3,3,3-Pentafluoro-1-propanol



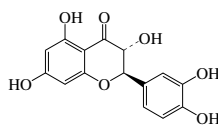
8590
2,3,4,5,6-Pentafluorotoluene



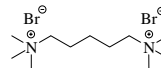
8591
1,1,2,4,4-Pentafluoro-3-(trifluoromethyl)-1,3-butadiene



8592
Pentagastrin



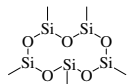
8593
trans-3,3',4',5,7-Pentahydroxyflavanone, (±)-



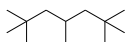
8594
Pentamethonium bromide



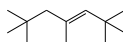
8595
Pentamethylbenzene



8596
2,4,6,8,10-Pentamethylcyclopentasiloxane



8597
2,2,4,6,6-Pentamethylheptane



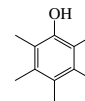
8598
2,2,4,6,6-Pentamethyl-3-heptene



8599
2,2,3,3,4-Pentamethylpentane



8600
2,2,3,4,4-Pentamethylpentane




8601
Pentamethylphenol



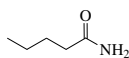
8602
1,2,2,6,6-Pentamethylpiperidine



8603
Pentamethylsilanamine



8604
Pentanal



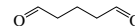
8605
Pentanamide



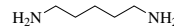
8606
3-Pentanamine



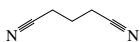
8607
Pentane



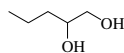
8608
Pentanedial



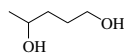
8609
1,5-Pentanediamine




8610
Pentanedinitrile



8611
1,2-Pentandiol, (±)-



8612
1,4-Pentandiol



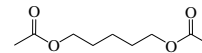
8613
1,5-Pentandiol



8614
2,3-Pentandiol



8615
2,4-Pentandiol



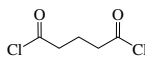
8616
1,5-Pentandiol diacetate



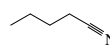
8617
2,3-Pentanedione



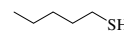
8618
2,4-Pentanedione



8619
Pentanedioyl dichloride



8620
Pentanenitrile



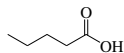
8621
1-Pentanethiol



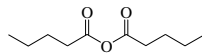
8622
2-Pentanethiol



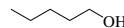
8623
3-Pentanethiol



8624
Pentanoic acid



8625
Pentanoic anhydride



8626
1-Pentanol

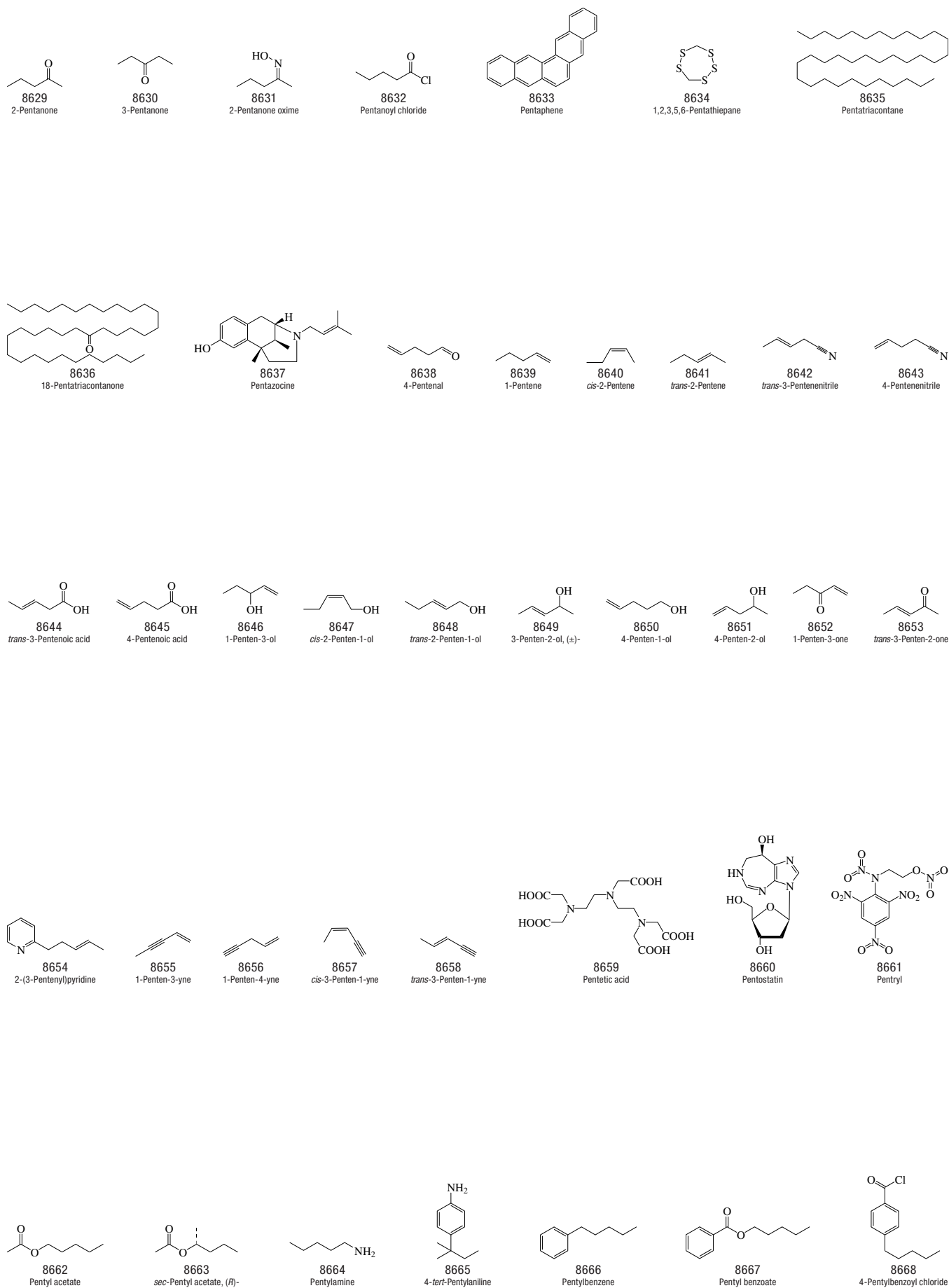


8627
2-Pentanol

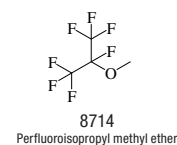
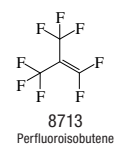
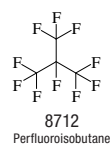
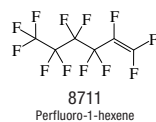
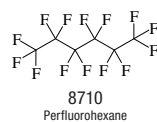
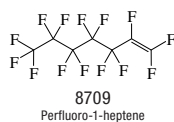
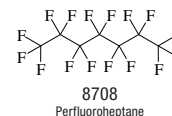
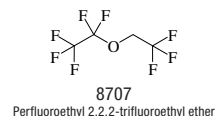
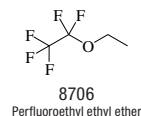
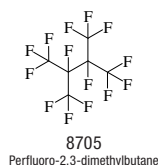
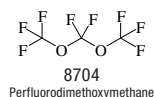
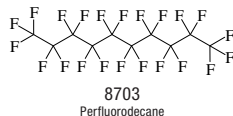
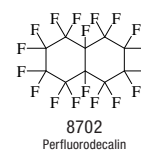
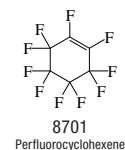
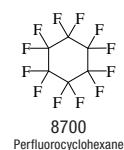
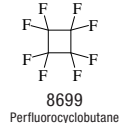
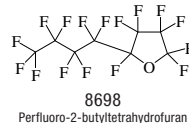
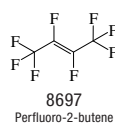
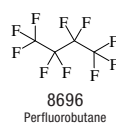
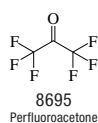
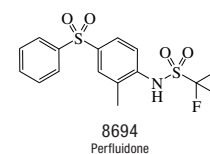
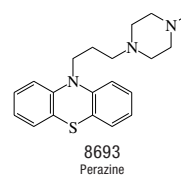
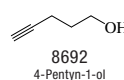
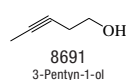
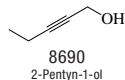
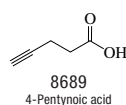
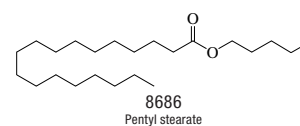
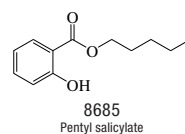
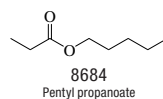
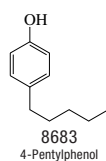
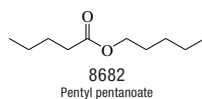
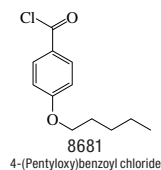
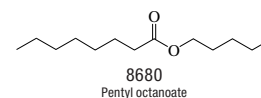
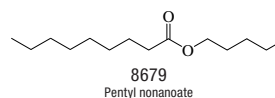
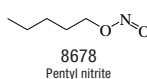
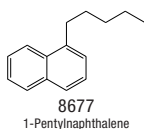
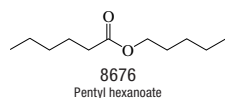
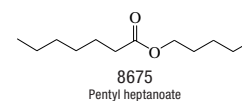
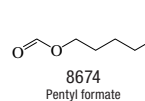
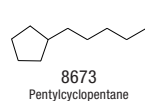
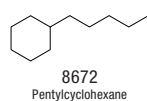
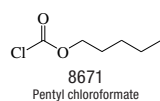
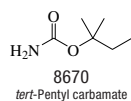
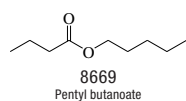


8628
3-Pentanol

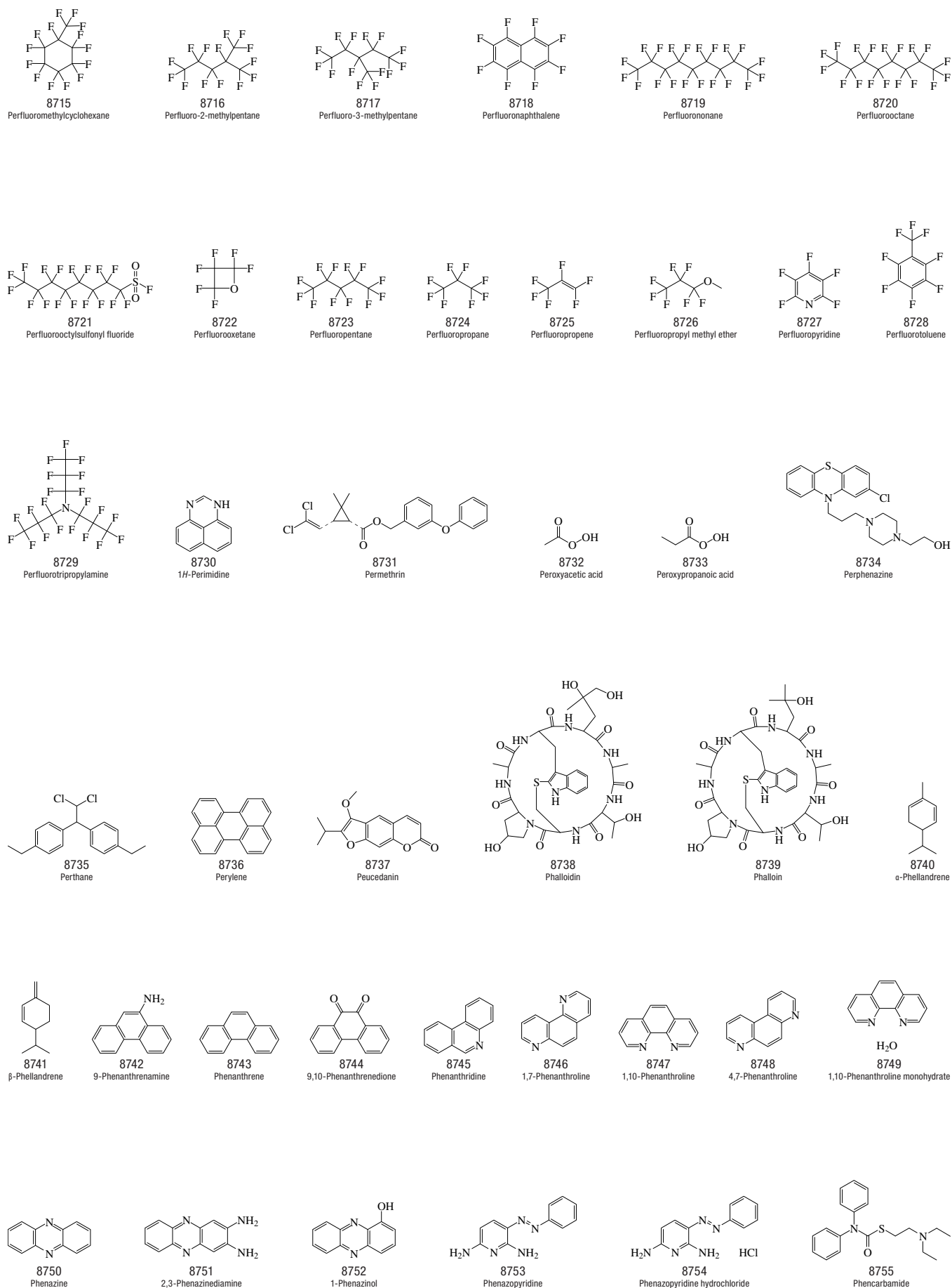
No.	Name	Synonym	Mol. Form.	CAS RN	Mol. Wt.	Physical Form	mp/°C	bp/°C	den g cm ⁻³	n _D	Solubility
8629	2-Pentanone	Methyl propyl ketone	C ₅ H ₁₀ O	107-87-9	86.132	liq	-76.83(0.05)	102.2(0.1)	0.809 ²⁰	1.3895 ²⁰	sl H ₂ O, ctc; msc EtOH, eth
8630	3-Pentanone	Diethyl ketone	C ₅ H ₁₀ O	96-22-0	86.132	liq	-38.98(0.05)	101.9(0.1)	0.8098 ²⁵	1.3905 ²⁵	s H ₂ O, ctc; msc EtOH, eth
8631	2-Pentanone oxime	Methyl propyl ketone oxime	C ₅ H ₁₁ NO	623-40-5	101.147			169(8)	0.9095 ²⁰	1.4450 ²⁰	vs H ₂ O, eth, EtOH
8632	Pentanoyl chloride	Valeroyl chloride	C ₅ H ₉ ClO	638-29-9	120.577	liq	-110	124(5)	1.0155 ¹⁵	1.4200 ²⁰	
8633	Pentaphene	2,3:6,7-Dibenzphenanthrene	C ₂₂ H ₁₄	222-93-5	278.346	ye gm lf(xyl)	257				i H ₂ O; sl EtOH, xyl, eth; s bz
8634	1,2,3,5,6-Pentathiepane	Lenthionine	C ₂ H ₄ S ₅	292-46-6	188.378		60.5				
8635	Pentatriacontane		C ₃₅ H ₇₂	630-07-9	492.947	cry (al)	74.4(0.4)	489(15)	0.8157 ²⁰	1.4568 ²⁰	i H ₂ O; sl eth; s ace
8636	18-Pentatriacontanone		C ₃₅ H ₇₀ O	504-53-0	506.930	lf (lig)	88.8(0.8)	270 ^{9,1}	0.793 ⁹⁵		i H ₂ O; sl EtOH, eth, ace, bz, lig, chl
8637	Pentazocine		C ₁₉ H ₂₇ NO	359-83-1	285.423	cry (MeOH aq)	147				
8638	4-Pentalenal	Pent-4-en-1-al	C ₉ H ₈ O	2100-17-6	84.117			104(18)	0.852 ²⁰	1.4191 ²⁰	i H ₂ O; s eth, ace
8639	1-Pentene	α -Amylene	C ₅ H ₁₀	109-67-1	70.133	vol liq or gas	-165.13(0.01)	30.0(0.3)	0.6405 ²⁰	1.3715 ²⁰	i H ₂ O; msc EtOH, eth; s bz; sl ctc
8640	<i>cis</i> -2-Pentene	<i>cis</i> - β -Amylene	C ₅ H ₁₀	627-20-3	70.133	liq	-151.35(0.02)	36.9(0.2)	0.6556 ²⁰	1.3830 ²⁰	i H ₂ O; msc EtOH, eth; s bz, dil sulf
8641	<i>trans</i> -2-Pentene	<i>trans</i> - β -Amylene	C ₅ H ₁₀	646-04-8	70.133	liq	-140.20(0.02)	36.3(0.6)	0.6431 ²⁵	1.3793 ²⁰	i H ₂ O; msc EtOH, eth; s bz; vs dil sulf
8642	<i>trans</i> -3-Pentenitrile		C ₅ H ₇ N	16529-66-1	81.117	liq		144	0.837	1.4220 ²⁰	
8643	4-Pentenitrile		C ₅ H ₇ N	592-51-8	81.117			140	0.8239 ²⁴	1.4213 ¹⁴	i H ₂ O; msc EtOH, eth
8644	<i>trans</i> -3-Pentenoic acid		C ₅ H ₈ O ₂	1617-32-9	100.117			193.2	0.989 ¹⁹		
8645	4-Pentenoic acid	Allylacetic acid	C ₅ H ₈ O ₂	591-80-0	100.117	liq	-22.5	188.5	0.9809 ²⁰	1.4281 ²⁰	sl H ₂ O; vs EtOH, eth
8646	1-Penten-3-ol		C ₅ H ₁₀ O	616-25-1	86.132			118(5)	0.839 ²⁰	1.4239 ²⁰	sl H ₂ O; msc EtOH, eth
8647	<i>cis</i> -2-Penten-1-ol		C ₅ H ₁₀ O	1576-95-0	86.132			138	0.8529 ²⁰	1.4354 ²⁰	s EtOH, eth, ace
8648	<i>trans</i> -2-Penten-1-ol		C ₅ H ₁₀ O	1576-96-1	86.132			138	0.8471 ²⁰	1.4341 ²⁰	s EtOH, eth, ace
8649	3-Penten-2-ol, (\pm)-		C ₅ H ₁₀ O	42569-16-4	86.132			123(9)	0.8328 ²⁵	1.4280 ²⁰	vs ace, eth, EtOH
8650	4-Penten-1-ol		C ₅ H ₁₀ O	821-09-0	86.132			136(8)	0.8457 ²⁰	1.4309 ²⁰	sl H ₂ O, ctc; s eth
8651	4-Penten-2-ol		C ₅ H ₁₀ O	625-31-0	86.132			116	0.8367 ²⁰	1.4225 ²⁰	vs H ₂ O; msc EtOH, eth
8652	1-Penten-3-one	Ethyl vinyl ketone	C ₅ H ₈ O	1629-58-9	84.117			103(6)	0.8468 ²⁰	1.4195 ²⁰	i H ₂ O; s EtOH, eth, ace, bz, chl
8653	<i>trans</i> -3-Penten-2-one		C ₅ H ₈ O	3102-33-8	84.117			122	0.8624 ²⁰	1.4350 ²⁰	s H ₂ O, eth, ace, ctc
8654	2-(3-Pentenyl)pyridine		C ₁₀ H ₁₃ N	2057-43-4	147.217			216	0.9234 ²⁵	1.5076 ²⁵	
8655	1-Penten-3-yne	Methylvinylacetylene	C ₅ H ₆	646-05-9	66.102			59(3)	0.7401 ²⁰	1.4496 ²⁰	vs bz, eth
8656	1-Penten-4-yne		C ₅ H ₆	871-28-3	66.102			42(4)	0.738 ¹⁶	1.4125 ¹⁶	i H ₂ O; s eth, bz
8657	<i>cis</i> -3-Penten-1-yne		C ₅ H ₆	1574-40-9	66.102			44(4)			
8658	<i>trans</i> -3-Penten-1-yne		C ₅ H ₆	2004-69-5	66.102			51(3)			
8659	Pentetic acid	Diethylenetriaminepentaacetic acid	C ₁₄ H ₂₃ N ₃ O ₁₀	67-43-6	393.347	cry (w)	219				s H ₂ O, alk
8660	Pentostatin		C ₁₁ H ₁₆ N ₄ O ₄	53910-25-1	268.270	wh cry (MeOH aq)	222				
8661	Pentyl	2-(<i>M</i> ,2,4,6-Tetranitroanilino)-ethanol	C ₈ H ₉ N ₆ O ₁₁	4481-55-4	362.167	wh-ye cry	129		1.82		i H ₂ O, ctc; s chl; vs eth, bz
8662	Pentyl acetate	Amyl acetate	C ₇ H ₁₄ O ₂	628-63-7	130.185	liq	-70.9(0.7)	149.4(0.3)	0.8756 ²⁰	1.4023 ²⁰	sl H ₂ O; msc EtOH, eth; s ctc
8663	<i>sec</i> -Pentyl acetate, (<i>R</i>)-	<i>sec</i> -Amyl acetate (<i>R</i>)	C ₇ H ₁₄ O ₂	54638-10-7	130.185			142	0.8803 ¹⁸	1.4012 ²⁰	vs eth, EtOH
8664	Pentylamine	Amylamine	C ₅ H ₁₃ N	110-58-7	87.164	liq	-51(15)	104.7(0.2)	0.7544 ²⁰	1.448 ²⁰	msc H ₂ O, EtOH, eth; vs ace, bz; sl chl
8665	4- <i>tert</i> -Pentylaniline		C ₁₁ H ₁₇ N	2049-92-5	163.260			260.5			
8666	Pentylbenzene	Amylbenzene	C ₁₁ H ₁₆	538-68-1	148.245	liq	-78.2(0.4)	203(3)	0.8585 ²⁰	1.4878 ²⁰	i H ₂ O; msc EtOH, eth, ace, bz, peth, ctc
8667	Pentyl benzoate		C ₁₄ H ₁₆ O ₂	2049-96-9	192.254			137 ¹⁵			
8668	4-Pentylbenzoyl chloride		C ₁₂ H ₁₅ ClO	49763-65-7	210.699			144 ¹⁰	1.036 ²⁵	1.5300 ²⁰	



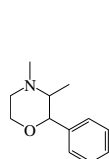
No.	Name	Synonym	Mol. Form.	CAS RN	Mol. Wt.	Physical Form	mp/°C	bp/°C	den g cm ⁻³	n _D	Solubility
8669	Pentyl butanoate	Amyl butyrate	C ₉ H ₁₈ O ₂	540-18-1	158.238	liq	-72.66(0.02)	180(3)	0.8713 ¹⁵	1.4123 ²⁰	i H ₂ O; vs EtOH, eth
8670	<i>tert</i> -Pentyl carbamate	<i>tert</i> -Amyl carbamate	C ₈ H ₁₅ NO ₂	590-60-3	131.173	nd (dil al)	86				vs ace, bz
8671	Pentyl chloroformate		C ₆ H ₁₁ ClO ₂	638-41-5	150.603			61 ¹⁵		1.4181 ¹⁸	s eth
8672	Pentylcyclohexane		C ₁₁ H ₂₂	4292-92-6	154.293	liq	-57.5	204(1)	0.8037 ²⁰	1.4437 ²⁰	vs ace, bz, eth, EtOH
8673	Pentylcyclopentane		C ₁₀ H ₂₀	3741-00-2	140.266	liq	-83	180(7)	0.7912 ²⁰	1.4356 ²⁰	i H ₂ O; vs ace, bz, eth, EtOH
8674	Pentyl formate	Amyl formate	C ₆ H ₁₂ O ₂	638-49-3	116.158	liq	-73(1)	126(3)	0.8853 ²⁰	1.3992 ²⁰	sl H ₂ O; msc EtOH, eth
8675	Pentyl heptanoate	Amyl enanthate	C ₁₂ H ₂₄ O ₂	7493-82-5	200.318	liq	-49.3(0.7)	239(5)	0.8623 ²⁰	1.4263 ¹⁵	vs ace, bz, eth, EtOH
8676	Pentyl hexanoate	Amyl caproate	C ₁₁ H ₂₂ O ₂	540-07-8	186.292	liq	-49(3)	225(3)	0.8612 ²⁵	1.4202 ²⁵	s EtOH, eth, ace; sl ctc
8677	1-Pentyl naphthalene		C ₁₅ H ₁₈	86-89-5	198.304	liq	-24.5(0.3)	305(5)	0.9656 ²⁰	1.5725 ²⁰	
8678	Pentyl nitrite	Amyl nitrite	C ₆ H ₁₁ NO ₂	463-04-7	117.147			104.5	0.8817 ²⁰	1.3851 ²⁰	sl H ₂ O; msc EtOH, eth
8679	Pentyl nonanoate	Pentyl pelargonate	C ₁₄ H ₂₈ O ₂	61531-45-1	228.371		-27.0(0.7)	131 ²⁰	0.8506 ²⁵	1.4318 ²⁰	
8680	Pentyl octanoate	Amyl octanoate	C ₁₃ H ₂₆ O ₂	638-25-5	214.344	liq	-34.7(0.6)	245(8)	0.8613 ²⁰	1.4262 ²⁵	i H ₂ O; s EtOH, eth, ace
8681	4-(Pentyloxy)benzoyl chloride		C ₁₂ H ₁₅ ClO ₂	36823-84-4	226.699			198 ³⁰	1.087 ²⁵	1.5434 ²⁰	
8682	Pentyl pentanoate		C ₁₀ H ₂₀ O ₂	2173-56-0	172.265	liq	-78.8	204(6)	0.8638 ²⁰	1.4164 ²⁰	sl H ₂ O; msc EtOH, eth
8683	4-Pentylphenol		C ₁₁ H ₁₆ O	14938-35-3	164.244		18(1)	250.5	0.960 ²⁰	1.5272 ²⁵	vs eth, EtOH
8684	Pentyl propanoate		C ₈ H ₁₆ O ₂	624-54-4	144.212	liq	-73.1	166(4)	0.8761 ²⁵	1.4096 ¹⁵	i H ₂ O; msc EtOH, eth; s bz; sl ctc
8685	Pentyl salicylate		C ₁₂ H ₁₆ O ₃	2050-08-0	208.253			270	1.064 ¹⁵	1.506 ²⁰	sl H ₂ O; msc EtOH, eth
8686	Pentyl stearate		C ₂₈ H ₅₆ O ₂	6382-13-4	354.610	pl	29.2(0.6)			1.4342 ²⁰	vs eth, EtOH
8687	1-Pentyne	Propylacetylene	C ₅ H ₈	627-19-0	68.118	liq	-106.2(0.5)	39.9(1)	0.6901 ²⁰	1.3852 ²⁰	i H ₂ O; vs EtOH; msc eth; s bz, chl; sl ctc
8688	2-Pentyne		C ₅ H ₈	627-21-4	68.118	liq	-109.3(0.2)	56(1)	0.7058 ²⁵	1.4039 ²⁰	i H ₂ O; vs EtOH; msc eth; s bz, chl
8689	4-Pentynoic acid	Propargylacetic acid	C ₅ H ₆ O ₂	6089-09-4	98.101		55(3)	110 ³⁰			vs eth, EtOH
8690	2-Pentyn-1-ol		C ₅ H ₈ O	6261-22-9	84.117	liq	-49.7	150(9)	0.909 ²⁰	1.4518 ¹⁷	
8691	3-Pentyn-1-ol		C ₅ H ₈ O	10229-10-4	84.117			154	0.9002 ²⁰	1.4454 ²⁰	
8692	4-Pentyn-1-ol		C ₅ H ₈ O	5390-04-5	84.117			150(11)	0.913 ²⁰	1.4414 ²⁰	
8693	Perazine	10-[3-(4-Methyl-1-piperazinyl)propyl]-10 <i>H</i> -phenothiazine	C ₂₀ H ₂₅ N ₃ S	84-97-9	339.498	cry	52	165 ⁰⁰¹			
8694	Perfluidone		C ₁₄ H ₁₂ F ₈ NO ₄ S ₂	37924-13-3	379.375		146.0(0.5)				
8695	Perfluoroacetone	Hexafluoroacetone	C ₃ F ₆ O	684-16-2	166.021	col gas	-125.45	-27.4(0.4)			
8696	Perfluorobutane	Decafluorobutane	C ₄ F ₁₀	355-25-9	238.027	col gas	-129(1)	-2.1(0.8)	1.6484 ²⁵		s bz, chl
8697	Perfluoro-2-butene		C ₄ F ₈	360-89-4	200.030	col gas	-129	-5.9(0.9)	1.5297 ²⁵		
8698	Perfluoro-2-butyltetrahydrofuran		C ₈ F ₁₆ O	335-36-4	416.059			105.2(0.6)			
8699	Perfluorocyclobutane	Octafluorocyclobutane	C ₄ F ₈	115-25-3	200.030	col gas	-40.16(0.1)	-5.91	1.500 ²⁵ (p>1 atm)		i H ₂ O; s eth
8700	Perfluorocyclohexane		C ₆ F ₁₂	355-68-0	300.045		62.9(0.3)	52.8 sp			
8701	Perfluorocyclohexene		C ₆ F ₁₀	355-75-9	262.048			51.7(0.1)	1.6650 ²⁵	1.293 ²⁰	
8702	Perfluorodecalin	PFC-9-1-18	C ₁₀ F ₁₈	306-94-5	462.078	liq	-8.2(0.5)	143(1)	1.9305 ²⁵		
8703	Perfluorodecane		C ₁₀ F ₂₂	307-45-9	538.072			135(3)			i H ₂ O
8704	Perfluorodimethoxymethane		C ₃ F ₈ O ₂	53772-78-4	220.018	col gas	-161(2)	-10.0(0.7)			
8705	Perfluoro-2,3-dimethylbutane		C ₆ F ₁₄	354-96-1	338.042	liq	-15.1(0.5)	59.8(0.3)			
8706	Perfluoroethyl ethyl ether		C ₄ H ₅ F ₅ O	22052-81-9	164.074	vol liq or gas		28(3)			
8707	Perfluoroethyl 2,2,2-trifluoroethyl ether		C ₄ H ₂ F ₈ O	156053-88-2	218.045	vol liq or gas		27.89			
8708	Perfluoroheptane		C ₇ F ₁₆	335-57-9	388.049	liq	-51.3(0.1)	82.5(0.2)	1.7333 ²⁰	1.2618 ²⁰	i H ₂ O; vs ace, eth, EtOH, chl
8709	Perfluoro-1-heptene		C ₇ F ₁₄	355-63-5	350.053			81(4)			
8710	Perfluorohexane	PFC-5-1-14	C ₆ F ₁₄	355-42-0	338.042	liq	-86.1(0.3)	57.2(0.2)	1.6910 ²⁰	1.2515 ²⁰	i H ₂ O; s eth, bz, chl
8711	Perfluoro-1-hexene		C ₆ F ₁₂	755-25-9	300.045			57.0			vs chl
8712	Perfluoroisobutane		C ₄ F ₁₀	354-92-7	238.027	col gas		0			
8713	Perfluoroisobutene	Perfluoroisobutylene	C ₄ F ₈	382-21-8	200.030	col gas	-130	7	1.5922 ⁰		
8714	Perfluoroisopropyl methyl ether		C ₄ H ₃ F ₇ O	22052-84-2	200.055	vol liq or gas		29(1)	1.4205 ²⁰		



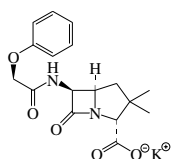
No.	Name	Synonym	Mol. Form.	CAS RN	Mol. Wt.	Physical Form	mp/°C	bp/°C	den g cm ⁻³	n _D	Solubility
8715	Perfluoromethylcyclohexane		C ₇ F ₁₄	355-02-2	350.053	liq	-39.0(0.2)	76.3(0.2)	1.7878 ²⁵	1.285 ¹⁷	s ace, bz, ctc, tol, AcOEt
8716	Perfluoro-2-methylpentane		C ₆ F ₁₄	355-04-4	338.042			57.6(0.3)	1.7326 ²⁰	1.2564 ²²	i H ₂ O; s bz
8717	Perfluoro-3-methylpentane		C ₆ F ₁₄	865-71-4	338.042	liq	-115.4(0.5)	58(9)			s bz
8718	Perfluoronaphthalene		C ₁₀ F ₈	313-72-4	272.094		79(1)	200(8)			
8719	Perfluorononane		C ₉ F ₂₀	375-96-2	488.064			117(3)	1.8001 ²⁰		
8720	Perfluorooctane		C ₈ F ₁₈	307-34-6	438.057			105(2)	1.73 ²⁰	1.282 ²⁰	i H ₂ O
8721	Perfluorooctylsulfonyl fluoride		C ₈ F ₁₈ O ₂ S	307-35-7	502.121	liq		154			
8722	Perfluorooxetane		C ₃ F ₆ O	425-82-1	166.021	col gas	-117(2)	-28.6(0.6)			
8723	Perfluoropentane	PFC-4-1-12	C ₅ F ₁₂	678-26-2	288.035	vol liq or gas	-10	29.2(0.2)			i H ₂ O
8724	Perfluoropropane	PFC-218	C ₃ F ₈	76-19-7	188.019	col gas	-147.7(0.1)	-36.8(0.3)			i H ₂ O
8725	Perfluoropropene	Hexafluoropropene	C ₃ F ₆	116-15-4	150.022	col gas	-156.5	-30.2(0.5)		1.583 ⁴⁰	i H ₂ O
8726	Perfluoropropyl methyl ether	HFE-347mcc3	C ₄ H ₈ F ₇ O	375-03-1	200.055			34(1)	1.4092 ²⁰		
8727	Perfluoropyridine	Pentafluoropyridine	C ₅ F ₅ N	700-16-3	169.053			83(26)			
8728	Perfluorotoluene		C ₇ F ₈	434-64-0	236.062	liq	-65.48(0.06)	104.6(0.3)	1.6616 ²⁵	1.3670 ²⁰	
8729	Perfluorotripropylamine	Tris(perfluoropropyl)amine	C ₉ F ₂₁ N	338-83-0	521.069			129.7(0.5)	1.822 ⁴	1.279 ²⁵	
8730	1 <i>H</i> -Perimidine		C ₁₁ H ₆ N ₂	204-02-4	168.195	grn cry (dil al)	223.0				i H ₂ O; s EtOH, eth, ace, bz; sl DMSO
8731	Permethrin		C ₂₁ H ₂₀ Cl ₂ O ₃	52645-53-1	391.288	col cry or ye liq	34	200 ^{0.01}	1.23 ²⁰		i H ₂ O; s os
8732	Peroxyacetic acid	Ethaneperoxoic acid	C ₂ H ₄ O ₃	79-21-0	76.051	liq	-0.2	110	1.226 ¹⁵	1.3974 ²⁰	vs H ₂ O, eth, sulf; s EtOH
8733	Peroxypropanoic acid	Propaneperoxoic acid	C ₃ H ₆ O ₃	4212-43-5	90.078			exp		1.4148 ¹⁵	
8734	Perphenazine		C ₂₁ H ₂₆ ClN ₄ OS	58-39-9	403.968		97				
8735	Perthane	Ethane, 1,1-dichloro-2,2-bis(<i>p</i> -ethylphenyl)-	C ₁₈ H ₂₀ Cl ₂	72-56-0	307.258		59.7(0.9)				
8736	Perylene	Dibenz[<i>de,k</i>]anthracene	C ₂₀ H ₁₂	198-55-0	252.309	gold-br, ye pl (bz, HOAc)	276(13)		1.35 ²⁵		i H ₂ O; sl EtOH, eth; vs ace, chl; s bz
8737	Peucedanin	3-Methoxy-2-isopropyl-7 <i>H</i> -furo[3,2- <i>g</i>][1]benzopyran-7-one	C ₁₅ H ₁₄ O ₄	133-26-6	258.270	pr or pl (bz-peth)	85	278 ¹⁷			sl H ₂ O, bz; s EtOH, eth; vs chl, CS ₂
8738	Phalloidin		C ₃₅ H ₄₈ N ₈ O ₁₁ S	17466-45-4	788.868	nd (w)	281 (hyd)				s EtOH, MeOH, py
8739	Phalloin		C ₃₅ H ₄₈ N ₈ O ₁₀ S	28227-92-1	772.869	cry (w)	250 dec				
8740	α-Phellandrene	2-Methyl-5-(1-methylethyl)-1,3-cyclohexadiene	C ₁₀ H ₁₆	99-83-2	136.234		238	174.9	0.8410 ²⁰	1.471 ²⁵	i H ₂ O; s eth
8741	β-Phellandrene	<i>p</i> -Mentha-1(7),2-diene	C ₁₀ H ₁₆	555-10-2	136.234			177(3)	0.8520 ²⁰	1.4788 ²⁰	i H ₂ O, EtOH; s eth
8742	9-Phenanthrenamine		C ₁₄ H ₁₁ N	947-73-9	193.244	lt ye cry (al)	138.3	sub			sl eth, bz, chl
8743	Phenanthrene		C ₁₄ H ₁₀	85-01-8	178.229	mcl pl (al), lf (sub)	99(2)	338.4(0.9)	0.9800 ⁴	1.5943	i H ₂ O; s EtOH, eth, ace, bz, CS ₂
8744	9,10-Phenanthrenedione	Phenanthrenequinone	C ₁₄ H ₆ O ₂	84-11-7	208.213	oran nd (to) oran-red pl (sub)	208.5(0.5)		1.405 ²²		i H ₂ O; sl EtOH, bz; s eth
8745	Phenanthridine		C ₁₃ H ₉ N	229-87-8	179.217	nd (dil al)	106.56(0.02)	350.3(0.6)			sl H ₂ O; vs EtOH, eth, bz, CS ₂ ; s ace
8746	1,7-Phenanthroline		C ₁₂ H ₈ N ₂	230-46-6	180.205	pl (anh), nd (w+2)	77.2(0.5)	360			s H ₂ O; vs EtOH; i eth, bz, lig
8747	1,10-Phenanthroline	<i>o</i> -Phenanthroline	C ₁₂ H ₈ N ₂	66-71-7	180.205	wh nd (bz) cry (w+1)	118.56(0.05)	409.2(0.8)			vs H ₂ O; s EtOH, ace, bz; i peth
8748	4,7-Phenanthroline		C ₁₂ H ₈ N ₂	230-07-9	180.205	nd (w)	172.4(0.5)	100 sub			s H ₂ O, lig; vs EtOH; sl eth, bz, CS ₂
8749	1,10-Phenanthroline monohydrate	<i>o</i> -Phenanthroline monohydrate	C ₁₂ H ₁₀ N ₂ O	5144-89-8	198.219	wh cry pow	93				s EtOH, ace; sl bz
8750	Phenazine	Dibenzopyrazine	C ₁₂ H ₈ N ₂	92-82-0	180.205	ye-red nd (HOAc)	174.76(0.05)				sl H ₂ O, eth; s bz, EtOH
8751	2,3-Phenazinediamine	2,3-Diaminophenazine	C ₁₂ H ₁₀ N ₄	655-86-7	210.234	ye nd	264	sub			vs bz, EtOH
8752	1-Phenazinol	Hemipycyanine	C ₁₂ H ₈ N ₂ O	528-71-2	196.204	ye nd (bz, dil MeOH)	158	sub			sl H ₂ O, EtOH; s bz, py, dil alk
8753	Phenazopyridine	2,6-Diamino-3-phenylazopyridine	C ₁₁ H ₁₁ N ₅	94-78-0	213.239	red cry	139				
8754	Phenazopyridine hydrochloride	3-(Phenylazo)-2,6-pyridinediamine, monohydrochloride	C ₁₁ H ₁₂ ClN ₅	136-40-3	249.700	ye-red cry					sl H ₂ O, EtOH; i bz, ace; s HOAc
8755	Phencarbamide		C ₁₉ H ₂₄ N ₂ O ₂ S	3735-90-8	328.471		48.5	121 ^{0.01}			vs eth, chl, MeOH, peth



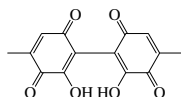
No.	Name	Synonym	Mol. Form.	CAS RN	Mol. Wt.	Physical Form	mp/°C	bp/°C	den g cm ⁻³	n _D	Solubility
8756	Phendimetrazine	3,4-Dimethyl-2-phenylmorpholine	C ₁₂ H ₁₇ NO	634-03-7	191.269			134 ¹²			
8757	Phenethicillin potassium		C ₁₇ H ₁₉ KN ₂ O ₅ S	132-93-4	402.506	cry (ace)	235				s H ₂ O
8758	Phenicin		C ₁₄ H ₁₀ O ₆	128-68-7	274.225	ye-br (al)	230.5				sl H ₂ O; vs EtOH, chl, HOAc
8759	Phenindamine		C ₁₉ H ₁₉ N	82-88-2	261.361	cry	91		1.17		
8760	Phenmedipham		C ₁₆ H ₁₈ N ₂ O ₄	13684-63-4	300.309		150.8(0.8)				
8761	Phenobarbital	5-Ethyl-5-phenyl-2,4,6(1 <i>H</i> ,3 <i>H</i> ,5 <i>H</i>)-pyrimidine-trione	C ₁₂ H ₁₂ N ₂ O ₃	50-06-6	232.234	pl (w)	176(1)				i H ₂ O, bz; s EtOH, eth; sl DMSO
8762	Phenol	Hydroxybenzene	C ₆ H ₆ O	108-95-2	94.111		40.89(0.01)	181.8(0.1)	1.0545 ⁴⁵	1.5408 ⁴¹	s H ₂ O, EtOH; vs eth; msc ace, bz
8763	Phenolphthalein	3,3-Bis(4-hydroxyphenyl)-1(3 <i>H</i>)-isobenzofuranone	C ₂₀ H ₁₄ O ₄	77-09-8	318.323	wh orth nd	262(2)		1.277 ³²		i H ₂ O, bz; vs EtOH, ace; s eth, chl
8764	Phenolphthalin	2-[Bis(4-hydroxyphenyl)-methyl]benzoic acid	C ₂₀ H ₁₆ O ₄	81-90-3	320.339	nd (w)	230.5				vs eth, EtOH
8765	Phenolphthalol		C ₂₀ H ₁₈ O ₃	81-92-5	306.355	cry (dil al)	201.5				
8766	Phenol Red	Phenolsulfonphthalein	C ₁₉ H ₁₄ O ₅ S	143-74-8	354.376	dk red nd or pl	>300				sl H ₂ O, EtOH, ace, bz; i eth, chl
8767	10 <i>H</i> -Phenothiazine	Thiodiphenylamine	C ₁₂ H ₉ NS	92-84-2	199.271	ye pr (al) ye lf or pl (tol)	184.9(0.6)	371			vs ace, bz, eth, EtOH
8768	Phenothrin		C ₂₃ H ₂₆ O ₃	26002-80-2	350.450	col liq			1.061 ²⁵	1.5483 ²⁵	i H ₂ O; s ace, xyl
8769	10 <i>H</i> -Phenoxazine		C ₁₂ H ₈ NO	135-67-1	183.205	lf (dil al, bz)	156.7(0.5)	dec			vs bz, eth, EtOH
8770	Phenoxyacetic acid		C ₈ H ₆ O ₃	122-59-8	152.148	nd or pl (w)	98.5	285 dec			s H ₂ O; vs EtOH, eth, bz, CS ₂
8771	Phenoxyacetyl chloride		C ₈ H ₇ ClO ₂	701-99-5	170.594			225.5			s eth
8772	Phenoxyacetylene		C ₈ H ₆ O	4279-76-9	118.133		-36	61 ²⁵	1.0614 ²⁰	1.5125 ²⁰	vs eth, EtOH
8773	2-Phenoxyaniline		C ₁₂ H ₁₁ NO	2688-84-8	185.221	cry (lig)	45.8	308			s EtOH; s eth, ace, bz
8774	3-Phenoxyaniline		C ₁₂ H ₁₁ NO	3586-12-7	185.221	pr (lig)	37	315	1.1583 ²⁵		s EtOH, eth, ace, bz; sl lig
8775	4-Phenoxyaniline		C ₁₂ H ₁₁ NO	139-59-3	185.221	nd (w), cry (dil al)	85.5				s H ₂ O; vs EtOH, eth; sl lig
8776	3-Phenoxybenzaldehyde		C ₁₃ H ₁₀ O ₂	39515-51-0	198.217		14.0	169 ¹¹	1.147 ²⁵	1.5954 ²⁰	
8777	Phenoxybenzamine		C ₁₈ H ₂₂ ClNO	59-96-1	303.827		39				s bz
8778	Phenoxybenzamine hydrochloride		C ₁₈ H ₂₃ Cl ₂ NO	63-92-3	340.288		139				sl H ₂ O; s EtOH
8779	2-Phenoxybenzoic acid		C ₁₃ H ₁₀ O ₃	2243-42-7	214.216	lf (dil al)	113(2)	355	1.1553 ⁵⁰		i H ₂ O; vs EtOH, eth; s chl
8780	3-Phenoxybenzoic acid		C ₁₃ H ₁₀ O ₃	3739-38-6	214.216	nd (aq al)	145.8				i H ₂ O; s EtOH, eth
8781	4-Phenoxybenzoic acid		C ₁₃ H ₁₀ O ₃	2215-77-2	214.216	pr (chl)	161				sl H ₂ O; s EtOH, eth, chl
8782	2-Phenoxyethanol		C ₈ H ₁₀ O ₂	122-99-6	138.164	oil	12(2)	246(3)	1.102 ²²	1.534 ²⁰	i H ₂ O; s EtOH, eth, chl, alk
8783	2-Phenoxyethyl acrylate	Phenyl Cellosolve acrylate	C ₁₁ H ₁₂ O ₃	48145-04-6	192.211			110 ²	1.090 ²⁵		vs ace, eth, chl
8784	2-Phenoxyethyl butanoate		C ₁₂ H ₁₆ O ₃	23511-70-8	208.253			251	1.0388 ²¹		vs ace, eth, EtOH
8785	3-Phenoxyphenol		C ₁₂ H ₁₀ O ₂	713-68-8	186.206			175 ⁷			
8786	4-Phenoxyphenol		C ₁₂ H ₁₀ O ₂	831-82-3	186.206		84.0				
8787	2-(3-Phenoxyphenyl)propanoic acid, (±)-	Fenoprofen	C ₁₅ H ₁₄ O ₃	31879-05-7	242.270	visc oil		170 ^{0.11}		1.5742 ²⁵	
8788	3-Phenoxy-1,2-propanediol	Phenylglyceryl ether	C ₉ H ₁₂ O ₃	538-43-2	168.189	nd (eth, peth)	67.5	200 ²²	1.225 ²⁰		vs H ₂ O, bz, eth, EtOH
8789	2-Phenoxypropanoic acid		C ₉ H ₁₀ O ₃	940-31-8	166.173	nd (w)	115.5	266	1.1865 ²⁰	1.5184 ²⁰	
8790	2-Phenoxy-1-propanol		C ₉ H ₁₂ O ₂	4169-04-4	152.190			244	0.9801 ²⁵	1.4760 ²⁵	s EtOH, eth
8791	1-Phenoxy-2-propanol		C ₉ H ₁₂ O ₂	770-35-4	152.190			233	1.0622 ²⁰	1.5232 ²⁰	
8792	1-Phenoxy-2-propanone	Phenoxyacetone	C ₉ H ₁₀ O ₂	621-87-4	150.174			229.5	1.0903 ²⁰	1.5228 ²⁰	s eth, ace
8793	2-Phenoxypropanoyl chloride		C ₉ H ₉ ClO ₂	122-35-0	184.619			147	1.1865 ²⁰	1.5178 ²⁰	s eth
8794	Phenprocoumon	3-(<i>α</i> -Ethylbenzyl)-4-hydroxycoumarin	C ₁₈ H ₁₆ O ₃	435-97-2	280.318	pr (MeOH aq)	183(1)				
8795	Phenthoate		C ₁₂ H ₁₇ O ₄ PS ₂	2597-03-7	320.364	ye oil		123 ^{0.01}			sl H ₂ O; s hx
8796	Phentolamine		C ₁₇ H ₁₉ N ₃ O	50-60-2	281.352		175				
8797	Phenyl acetate		C ₈ H ₈ O ₂	122-79-2	136.149			195(1)	1.0780 ²⁰	1.5035 ²⁰	sl H ₂ O; msc EtOH, eth, chl; s ctc
8798	2-Phenylacetophenone		C ₁₄ H ₁₂ O	451-40-1	196.244	pl (al)	56(3)	320	1.201 ⁰		sl H ₂ O; s EtOH, eth, ctc, chl



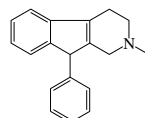
8756
Phendimetrazine



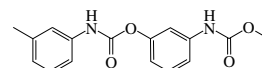
8757
Phenethicillin potassium



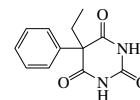
8758
Phenicin



8759
Phenindamine



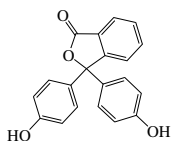
8760
Phenmedipham



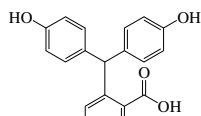
8761
Phenobarbital



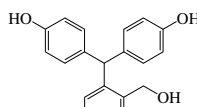
8762
Phenol



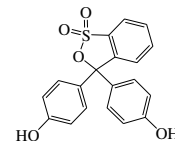
8763
Phenolphthalein



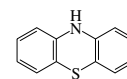
8764
Phenolphthalin



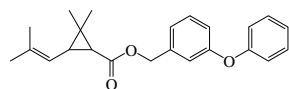
8765
Phenolphthalol



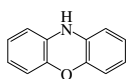
8766
Phenol Red



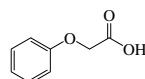
8767
10H-Phenothiazine



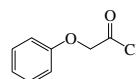
8768
Phenothrin



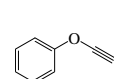
8769
10H-Phenoxazine



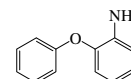
8770
Phenoxyacetic acid



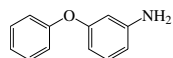
8771
Phenoxyacetyl chloride



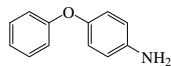
8772
Phenoxyacetylene



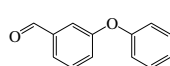
8773
2-Phenoxyaniline



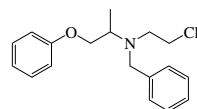
8774
3-Phenoxyaniline



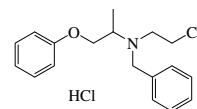
8775
4-Phenoxyaniline



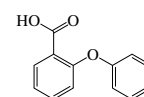
8776
3-Phenoxybenzaldehyde



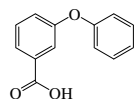
8777
Phenoxybenzamine



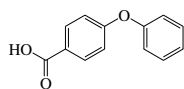
8778
Phenoxybenzamine hydrochloride



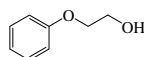
8779
2-Phenoxybenzoic acid



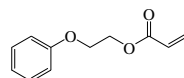
8780
3-Phenoxybenzoic acid



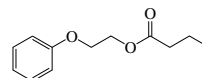
8781
4-Phenoxybenzoic acid



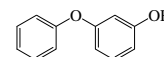
8782
2-Phenoxyethanol



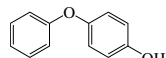
8783
2-Phenoxyethyl acrylate



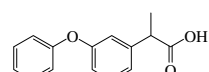
8784
2-Phenoxyethyl butanoate



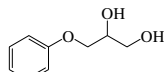
8785
3-Phenylphenol



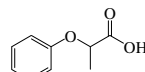
8786
4-Phenylphenol



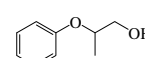
8787
2-(3-Phenoxyphenyl)propanoic acid, (±)



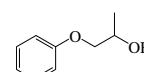
8788
3-Phenoxy-1,2-propanediol



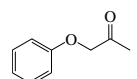
8789
2-Phenoxypropanoic acid



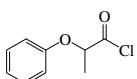
8790
2-Phenoxy-1-propanol



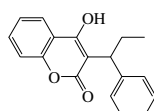
8791
1-Phenoxy-2-propanol



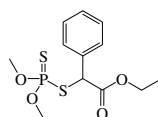
8792
1-Phenoxy-2-propanone



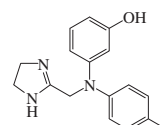
8793
2-Phenoxypropanoyl chloride



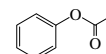
8794
Phenprocoumon



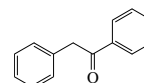
8795
Phentoate



8796
Phentolamine

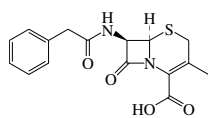


8797
Phenyl acetate

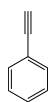


8798
2-Phenylacetophenone

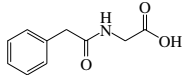
No.	Name	Synonym	Mol. Form.	CAS RN	Mol. Wt.	Physical Form	mp/°C	bp/°C	den g cm ⁻³	n _D	Solubility
8799	<i>N</i> -(Phenylacetyl)-7-aminode-acetoxycephalosporanic acid	7-Phenylacetamidodeacetoxy- cephalosporanic acid	C ₁₆ H ₁₆ N ₂ O ₄ S	27255-72-7	332.374	cry (2-PrOH/ peth)	200				
8800	Phenylacetylene	Ethynylbenzene	C ₈ H ₆	536-74-3	102.134	liq	-45.1(0.4)	143.0(0.5)	0.9300 ²⁰	1.5470 ²⁰	i H ₂ O; msc EtOH, eth; s ace; sl chl
8801	(<i>N</i> -Phenylacetyl)glycine	Phenaceturic acid	C ₁₀ H ₁₁ NO ₃	500-98-1	193.199	lf (EtOH)	143				
8802	Phenyl 2-(acetoxy)benzoate	Phenyl acetylsalicylate	C ₁₅ H ₁₂ O ₄	134-55-4	256.254		96				
8803	(Phenylacetyl)urea	Phenacemide	C ₉ H ₁₀ N ₂ O ₂	63-98-9	178.187	cry (al)	215				vs bz, eth, EtOH
8804	9-Phenylacridine		C ₁₉ H ₁₃ N	602-56-2	255.313	ye nd, lf (al)	184	404			i H ₂ O; sl EtOH; s eth; vs bz
8805	<i>L</i> -Phenylalaninamide	α-Aminobenzenepropanamide, (<i>S</i>)-	C ₉ H ₁₂ N ₂ O	5241-58-7	164.203		82				
8806	<i>L</i> -Phenylalanine	α-Aminobenzenepropanoic acid, (<i>S</i>)	C ₉ H ₁₁ NO ₂	63-91-2	165.189	pr (w)	283 dec				sl H ₂ O; i EtOH, eth, bz, acid
8807	<i>L</i> -Phenylalanine, ethyl ester	Ethyl 2-amino-3-phenylpropio- nate	C ₁₁ H ₁₃ NO ₂	3081-24-1	193.243		136	148 ¹³	1.065 ¹⁵		sl H ₂ O
8808	<i>L</i> -Phenylalanylglycine		C ₁₁ H ₁₄ N ₂ O ₃	721-90-4	222.240		262 dec				s H ₂ O
8809	3-Phenylallyl acetate		C ₁₁ H ₁₂ O ₂	21040-45-9	176.212			265	1.0567 ²⁰	1.5425 ²⁰	i H ₂ O; s EtOH, eth, ace, bz, chl
8810	5-Phenyl-5-allyl- 2,4,6(1 <i>H</i> ,3 <i>H</i> ,5 <i>H</i>)-pyrimidine- trione	Phenallymal	C ₁₃ H ₁₂ N ₂ O ₃	115-43-5	244.245		156.5				sl H ₂ O, bz, DMSO; vs EtOH, eth; i lig
8811	4-(Phenylamino)- benzenesulfonic acid	<i>N</i> -Phenylsulfanilic acid	C ₁₂ H ₁₁ NO ₃ S	101-57-5	249.285	pl (al-eth)	206				vs H ₂ O, EtOH
8812	2-(Phenylamino)benzoic acid	<i>N</i> -Phenylanthranilic acid	C ₁₃ H ₁₁ NO ₂	91-40-7	213.232	lf (al)	183.5				i H ₂ O; vs EtOH; sl eth, bz
8813	Phenyl 4-amino-3-hydroxy- benzoate	Phenyl <i>p</i> -aminosalicylate	C ₁₃ H ₁₁ NO ₃	133-11-9	229.231		153				
8814	3-(Phenylamino)phenol		C ₁₂ H ₁₁ NO	101-18-8	185.221	lf (w)	81.5	340			sl H ₂ O; vs EtOH, eth, ace; s bz, acid
8815	4-(Phenylamino)phenol		C ₁₂ H ₁₁ NO	122-37-2	185.221	lf (w)	73	330			sl H ₂ O; vs EtOH, eth, bz, chl; s acid
8816	9-Phenylanthracene		C ₂₀ H ₁₄	602-55-1	254.325	bl lf (al) (HOAc)	154(4)	417			i H ₂ O; s EtOH, eth, bz, chl, CS ₂
8817	Phenylarsonous diiodide		C ₆ H ₅ AsI ₂	6380-34-3	405.835		15	205 ¹⁴	1.6264 ¹⁵		
8818	4-(Phenylazo)-1,3-benzenedi- amine monohydrochloride	Chrysoidine hydrochloride	C ₁₂ H ₁₃ ClN ₄	532-82-1	248.711	red-br cry pow	118.5				vs ace
8819	4-(Phenylazo)-1,3-benzenediol		C ₁₂ H ₁₀ N ₂ O ₂	2051-85-6	214.219	dk red nd (dil al)	170				i H ₂ O; vs EtOH, eth, bz, HOAc
8820	4-Phenylazodiphenylamine	<i>N</i> -Phenyl-4-(phenylazo)- benzenamine	C ₁₆ H ₁₅ N ₃	101-75-7	273.332	ye pl or pr	84.0				i H ₂ O; vs EtOH, eth, lig
8821	4-(Phenylazo)-1-naphthal- enamine	α-Naphthyl Red	C ₁₆ H ₁₃ N ₃	131-22-6	247.294	red-viol cry (EtOH)	123				s EtOH, dil HCl, bz
8822	1-(Phenylazo)-2-naphthal- enamine	Yellow AB	C ₁₆ H ₁₃ N ₃	85-84-7	247.294	red pl (al)	103				vs EtOH, HOAc
8823	1-(Phenylazo)-2-naphthol	Sudan I	C ₁₆ H ₁₂ N ₂ O	842-07-9	248.278	ye cry	132				
8824	4-(Phenylazo)phenol		C ₁₂ H ₁₀ N ₂ O	1689-82-3	198.219	ye lf (bz) oran pr (al)	151.5(0.8)	225 ²⁰ dec			i H ₂ O; vs EtOH, eth; s bz, con sulf
8825	1-[[4-(Phenylazo)phenyl]azo]- 2-naphthol	Sudan III	C ₂₂ H ₁₆ N ₄ O	85-86-9	352.388	br lf (grn lustre) (HOAc)	195				i H ₂ O; s EtOH, eth, ace, bz, xyl, chl
8826	<i>N</i> -Phenylbenzamide	Benzanilide	C ₁₃ H ₁₁ NO	93-98-1	197.232	lf (al)	160(1)	117 sub	1.315 ²⁵		i H ₂ O; sl EtOH, eth, HOAc
8827	α-Phenylbenzeneacetaldehyde		C ₁₄ H ₁₂ O	947-91-1	196.244			315 dec	1.1061 ²¹	1.5920 ²¹	i H ₂ O; vs EtOH, eth, bz
8828	α-Phenylbenzeneacetic acid	Diphenylacetic acid	C ₁₄ H ₁₂ O ₂	117-34-0	212.244	nd (w), lf (al)	147.26(0.04)	194 ²⁵	1.257 ¹⁵		sl H ₂ O; vs EtOH; s eth, chl
8829	α-Phenylbenzeneacetonitrile		C ₁₄ H ₁₁ N	86-29-3	193.244	pr (eth), lf (dil al)	74.3	184 ¹⁶			s EtOH, chl; vs eth; sl lig
8830	α-Phenylbenzeneacetyl chloride		C ₁₄ H ₁₁ ClO	1871-76-7	230.689		56.5	170 ¹⁶			s lig
8831	<i>N</i> -Phenylbenzenecarbothio- amide		C ₁₃ H ₁₁ NS	636-04-4	213.298	ye pl or pr (al)	102	dec			i H ₂ O; vs EtOH; s eth, bz, chl; sl lig
8832	<i>N</i> -Phenyl-1,2-benzenediamine		C ₁₂ H ₁₂ N ₂	534-85-0	184.236	nd(w)	79.5	313			sl H ₂ O, lig; s ace, bz, chl
8833	<i>N</i> -Phenyl-1,4-benzenediamine	<i>p</i> -Aminodiphenylamine	C ₁₂ H ₁₂ N ₂	101-54-2	184.236	nd(al)	75(1)	354			sl H ₂ O, chl; vs EtOH; s eth, lig



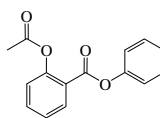
8799
N-(Phenylacetyl)-7-aminodeacetoxycephalosporanic acid



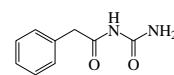
8800
Phenylacetylene



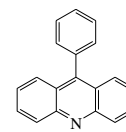
8801
(*N*-Phenylacetyl)glycine



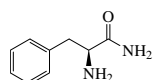
8802
Phenyl 2-(acetoxy)benzoate



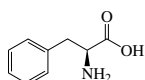
8803
(Phenylacetyl)urea



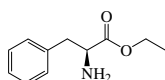
8804
9-Phenylacridine



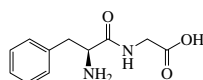
8805
L-Phenylalaninamide



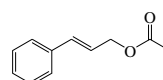
8806
L-Phenylalanine



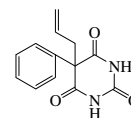
8807
L-Phenylalanine, ethyl ester



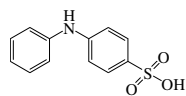
8808
L-Phenylalanylglycine



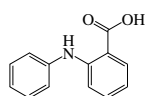
8809
3-Phenylallyl acetate



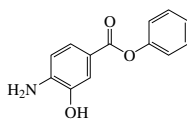
8810
5-Phenyl-5-allyl-2,4,6(1*H*,3*H*,5*H*)-pyrimidinetrione



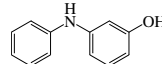
8811
4-(Phenylamino)benzenesulfonic acid



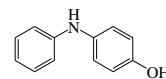
8812
2-(Phenylamino)benzoic acid



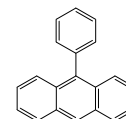
8813
Phenyl 4-amino-3-hydroxybenzoate



8814
3-(Phenylamino)phenol



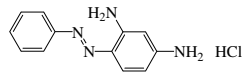
8815
4-(Phenylamino)phenol



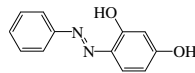
8816
9-Phenylanthracene



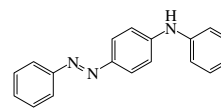
8817
Phenylarsonous diiodide



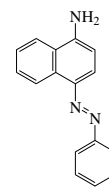
8818
4-(Phenylazo)-1,3-benzenediamine monohydrochloride



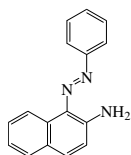
8819
4-(Phenylazo)-1,3-benzenediol



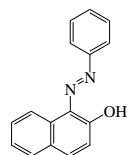
8820
4-Phenylazodiphenylamine



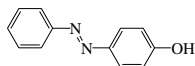
8821
4-(Phenylazo)-1-naphthalenamine



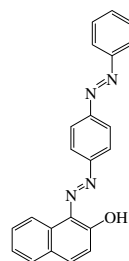
8822
1-(Phenylazo)-2-naphthalenamine



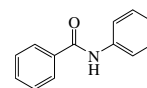
8823
1-(Phenylazo)-2-naphthol



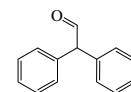
8824
4-(Phenylazo)phenol



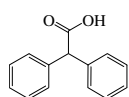
8825
1-[4-(Phenylazo)phenylazo]-2-naphthol



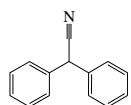
8826
N-Phenylbenzamide



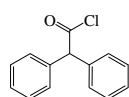
8827
 α -Phenylbenzeneacetaldehyde



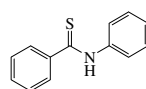
8828
 α -Phenylbenzeneacetic acid



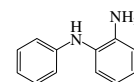
8829
 α -Phenylbenzeneacetonitrile



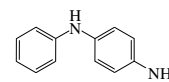
8830
 α -Phenylbenzeneacetyl chloride



8831
N-Phenylbenzenecarbothioamide

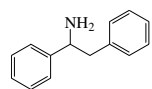
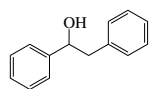
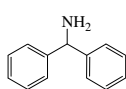
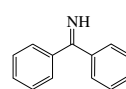
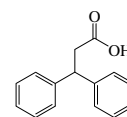
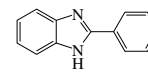
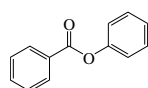
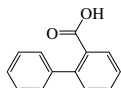
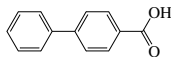
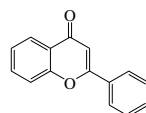
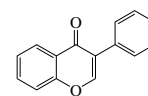
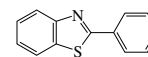
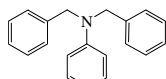
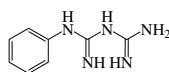
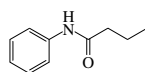
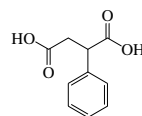
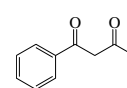
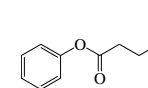
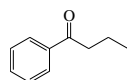
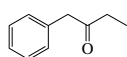
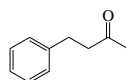
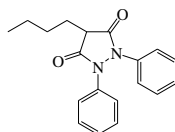
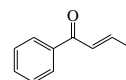
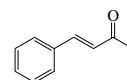
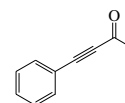
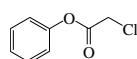
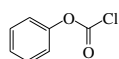
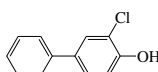
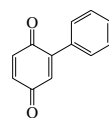
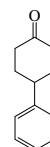
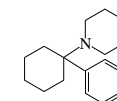
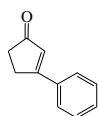
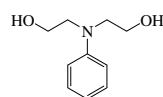
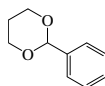
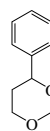
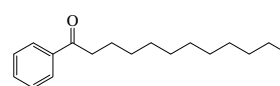
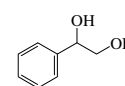


8832
N-Phenyl-1,2-benzenediamine

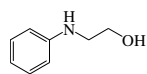


8833
N-Phenyl-1,4-benzenediamine

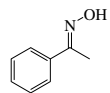
No.	Name	Synonym	Mol. Form.	CAS RN	Mol. Wt.	Physical Form	mp/°C	bp/°C	den g cm ⁻³	n _D	Solubility
8834	α-Phenylbenzeneethanamine		C ₁₄ H ₁₅ N	25611-78-3	197.276			311	1.031 ¹⁵		vs eth, EtOH
8835	α-Phenylbenzeneethanol		C ₁₄ H ₁₄ O	614-29-9	198.260	nd (peth-bz)	53(2)	177 ¹⁵	1.0360 ⁷⁰		
8836	α-Phenylbenzenemethanamine	Benzhydrylamine	C ₁₄ H ₁₃ N	91-00-9	183.249	hex pl	34	304	1.0633 ²⁰	1.5963	sl H ₂ O; s ace
8837	α-Phenylbenzenemethanimine		C ₁₃ H ₁₁ N	1013-88-3	181.233			282	1.0847 ¹⁹	1.6191 ¹⁹	vs eth
8838	β-Phenylbenzenepropanoic acid		C ₁₅ H ₁₄ O ₂	606-83-7	226.271	nd (dil al)	156.0				sl H ₂ O; vs EtOH; s eth, ace
8839	2-Phenylbenzimidazole	Phenzidole	C ₁₃ H ₁₀ N ₂	716-79-0	194.231	pl (HOAc) (al-w) nd (bz, w)	293				sl H ₂ O; bz; s EtOH, chl, HOAc
8840	Phenyl benzoate		C ₁₃ H ₁₀ O ₂	93-99-2	198.217	mcl pr (eth-al)	63(8)	314	1.235 ²⁰		i H ₂ O; s EtOH, eth, chl
8841	2-Phenylbenzoic acid		C ₁₃ H ₁₀ O ₂	947-84-2	198.217	lf (dil al)	112(3)	343.5			i H ₂ O; vs EtOH, bz, HOAc
8842	4-Phenylbenzoic acid		C ₁₃ H ₁₀ O ₂	92-92-2	198.217	nd (bz, al)	210(5)	sub			i H ₂ O; s EtOH, eth, bz
8843	2-Phenyl-4 <i>H</i> -1-benzopyran-4-one	Flavone	C ₁₅ H ₁₀ O ₂	525-82-6	222.239	nd (lig), cry (30% al)	96.7(0.5)				i H ₂ O; s EtOH, eth, ace, bz
8844	3-Phenyl-4 <i>H</i> -1-benzopyran-4-one	Isoflavone	C ₁₅ H ₁₀ O ₂	574-12-9	222.239		148				
8845	2-Phenylbenzothiazole		C ₁₃ H ₉ NS	883-93-2	211.282	nd (dil al)	115	371			i H ₂ O; s EtOH, eth, CS ₂
8846	<i>N</i> -Phenyl- <i>N</i> -benzylbenzene-methanamine		C ₂₀ H ₁₉ N	91-73-6	273.372		69	226 ¹⁰	1.0444 ⁸⁰	1.6065 ⁸⁰	i H ₂ O; sl EtOH, HOAc; s eth, bz
8847	Phenyl biguanide	<i>N</i> -Phenylimidodicarbonimidic diamide	C ₈ H ₁₁ N ₅	102-02-3	177.207		143				
8848	2-Phenyl-1,3-butadiene		C ₁₀ H ₁₀	2288-18-8	130.186			60 ¹⁷	0.925 ²⁰	1.5489 ²⁰	i H ₂ O; s eth, bz, chl
8849	<i>N</i> -Phenylbutanamide		C ₁₀ H ₁₃ NO	1129-50-6	163.216	mcl pr (al, bz, eth)	97	189 ¹⁵	1.134 ²⁵		i H ₂ O; vs EtOH, eth; sl chl
8850	Phenylbutanedioic acid, (±)-		C ₁₀ H ₁₀ O ₄	10424-29-0	194.184	lf or nd (w)	167(1)	dec			sl H ₂ O, chl; vs EtOH, eth, ace; i bz
8851	1-Phenyl-1,3-butanedione		C ₁₀ H ₁₀ O ₂	93-91-4	162.185	pr	60(2)	257(9)	1.0599 ⁷⁴	1.5678 ⁷⁸	i H ₂ O; s eth; sl chl
8852	Phenyl butanoate	Phenyl butyrate	C ₁₀ H ₁₂ O ₂	4346-18-3	164.201			228(6)	1.0382 ¹⁵		i H ₂ O; s EtOH, eth
8853	1-Phenyl-1-butanone		C ₁₀ H ₁₂ O	495-40-9	148.201		12	228.5	0.988 ²⁰	1.5203 ²⁰	i H ₂ O; msc EtOH, eth; vs ace; s ctc
8854	1-Phenyl-2-butanone		C ₁₀ H ₁₂ O	1007-32-5	148.201			228	0.9877 ²⁰		i H ₂ O; s EtOH, ctc; msc eth; vs ace
8855	4-Phenyl-2-butanone		C ₁₀ H ₁₂ O	2550-26-7	148.201	liq	-13	235(7)	0.9849 ²²	1.511 ²²	i H ₂ O; s EtOH, eth, ctc; vs ace
8856	Phenylbutazone		C ₁₉ H ₂₀ N ₂ O ₂	50-33-9	308.374		104(1)				
8857	2-Phenyl-1-butene	α-Ethylstyrene	C ₁₀ H ₁₂	2039-93-2	132.202			190(6)	0.887 ²⁵	1.5288 ²⁰	
8858	1-Phenyl-2-buten-1-one		C ₁₀ H ₁₀ O	495-41-0	146.185		20.5	111 ⁹	1.025 ¹⁵	1.5626 ¹⁸	
8859	<i>trans</i> -4-Phenyl-3-buten-2-one	Benzilideneacetone	C ₁₀ H ₁₀ O	1896-62-4	146.185	pl	41(3)	261	1.0097 ⁴⁵	1.5836 ⁴⁵	i H ₂ O; vs EtOH; s eth, ace, bz; sl peth
8860	4-Phenyl-3-buten-2-one		C ₁₀ H ₁₀ O	1817-57-8	144.170		4.5	79 ²	1.0215 ²⁰	1.5762 ²⁰	
8861	Phenyl chloroacetate		C ₈ H ₇ ClO ₂	620-73-5	170.594	nd or pl (al)	44.5	232.5	1.2202 ⁴⁴	1.5146 ⁴⁴	i H ₂ O; vs EtOH, eth
8862	Phenyl chloroformate		C ₇ H ₅ ClO ₂	1885-14-9	156.567			71 ⁹			
8863	4-Phenyl-2-chlorophenol	3-Chloro-(1,1'-biphenyl)-4-ol	C ₁₂ H ₉ ClO	92-04-6	204.651	wh-ye cry	77	161 ⁷			
8864	2-Phenyl-2,5-cyclohexadiene-1,4-dione		C ₁₂ H ₈ O ₂	363-03-1	184.191	ye lf (peth, al)	114				sl H ₂ O; s EtOH, bz, peth; vs chl
8865	4-Phenylcyclohexanone		C ₁₂ H ₁₄ O	4894-75-1	174.238	cry (peth)	79	158 ¹²			
8866	1-(1-Phenylcyclohexyl)-piperidine	Phencyclidine	C ₁₇ H ₂₅ N	77-10-1	243.388		46.5	136 ^{1,0}			
8867	3-Phenyl-2-cyclopenten-1-one		C ₁₁ H ₁₀ O	3810-26-2	158.196	liq	-23	234.2	0.9711 ²⁰	1.5440 ²⁰	s EtOH, ace, chl; sl eth
8868	<i>N</i> -Phenyl- <i>N</i> , <i>N</i> -diethanolamine		C ₁₀ H ₁₅ NO ₂	120-07-0	181.232		57	200 ¹⁰	1.201 ⁶⁰		vs ace, bz, eth, EtOH
8869	2-Phenyl-1,3-dioxane		C ₁₀ H ₁₂ O ₂	772-01-0	164.201	nd (peth)	48(2)	253	1.6053 ⁶⁰		vs EtOH, eth
8870	4-Phenyl-1,3-dioxane		C ₁₀ H ₁₂ O ₂	772-00-9	164.201			247	1.1038 ²⁰	1.5306 ¹⁸	i H ₂ O; s os
8871	1-Phenyl-1-dodecanone		C ₁₈ H ₂₈ O	1674-38-0	260.414		44(1)	201 ⁹	0.8794 ¹⁸	1.4700 ¹⁸	i H ₂ O; s ace; sl ctc
8872	1-Phenyl-1,2-ethanediol	Styrene glycol	C ₈ H ₁₀ O ₂	93-56-1	138.164	nd (lig)	66(3)	273			vs H ₂ O, eth, bz, EtOH; sl lig

8834
α-Phenylbenzeneethanamine8835
α-Phenylbenzeneethanol8836
α-Phenylbenzenemethanamine8837
α-Phenylbenzenemethanimine8838
β-Phenylbenzenepropanoic acid8839
2-Phenylbenzimidazole8840
Phenyl benzoate8841
2-Phenylbenzoic acid8842
4-Phenylbenzoic acid8843
2-Phenyl-4H-1-benzopyran-4-one8844
3-Phenyl-4H-1-benzopyran-4-one8845
2-Phenylbenzothiazole8846
N-Phenyl-N-benzylbenzenemethanamine8847
Phenyl biguanide8848
2-Phenyl-1,3-butadiene8849
N-Phenylbutanamide8850
Phenylbutanedioic acid, (±)-8851
1-Phenyl-1,3-butanedione8852
Phenyl butanoate8853
1-Phenyl-1-butanone8854
1-Phenyl-2-butanone8855
4-Phenyl-2-butanone8856
Phenylbutazone8857
2-Phenyl-1-butene8858
1-Phenyl-2-buten-1-one8859
trans-4-Phenyl-3-buten-2-one8860
4-Phenyl-3-buten-2-one8861
Phenyl chloroacetate8862
Phenyl chloroformate8863
4-Phenyl-2-chlorophenol8864
2-Phenyl-2,5-cyclohexadiene-1,4-dione8865
4-Phenylcyclohexanone8866
1-(1-Phenylcyclohexyl)piperidine8867
3-Phenyl-2-cyclopenten-1-one8868
N-Phenyl-N,N-diethanolamine8869
2-Phenyl-1,3-dioxane8870
4-Phenyl-1,3-dioxane8871
1-Phenyl-1-dodecanone8872
1-Phenyl-1,2-ethanediol

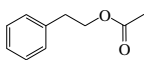
No.	Name	Synonym	Mol. Form.	CAS RN	Mol. Wt.	Physical Form	mp/°C	bp/°C	den g cm ⁻³	n _D	Solubility
8873	<i>N</i> -Phenylethanolamine		C ₈ H ₁₁ NO	122-98-5	137.179			280(3)	1.0945 ²⁰	1.5760 ²⁰	sl H ₂ O; vs EtOH, eth, chl
8874	1-Phenylethanone oxime		C ₈ H ₉ NO	613-91-2	135.163	nd (w)	60	245	1.0515 ⁷⁸		sl H ₂ O; vs EtOH, eth, ace, bz; s ctc
8875	2-Phenylethyl acetate		C ₁₀ H ₁₂ O ₂	103-45-7	164.201	liq	-31.1	233(1)	1.0883 ²⁰	1.5171 ²⁰	vs eth, EtOH
8876	1-Phenylethyl hydroperoxide		C ₈ H ₁₀ O ₂	3071-32-7	138.164	liq		50 ^{0.01}			
8877	<i>N</i> -(2-Phenylethyl)-imidodicarbonimidic diamide, monohydrochloride	Phenformin hydrochloride	C ₁₀ H ₁₆ ClN ₅	834-28-6	241.721	cry	178(1)				s H ₂ O
8878	2-Phenylethyl 2-methylpropanoate	Benzylcarbinol isobutyrate	C ₁₂ H ₁₆ O ₂	103-48-0	192.254			250	0.9950 ¹⁵	1.4871 ²⁰	
8879	2-Phenylethyl phenylacetate		C ₁₆ H ₁₆ O ₂	102-20-5	240.297		26.5	177 ^{4.5}	1.077 ²⁵		vs EtOH
8880	2-Phenylethyl propanoate	Phenethyl propionate	C ₁₁ H ₁₄ O ₂	122-70-3	178.228	liq		231(7)	1.02 ²⁵	1.4950 ²⁰	
8881	2-(2-Phenylethyl)pyridine		C ₁₃ H ₁₃ N	2116-62-3	183.249	liq	-1.5	289	1.0465 ⁰		
8882	<i>N</i> -Phenylformamide	Formanilide	C ₇ H ₇ NO	103-70-8	121.137	mcl pr (lig-xy)	46.5(0.6)	271(5)	1.1186 ⁵⁰		s H ₂ O, eth, bz; vs EtOH
8883	Phenyl formate		C ₇ H ₆ O ₂	1864-94-4	122.122	liq		176(19)			
8884	2-Phenylfuran		C ₁₀ H ₈ O	17113-33-6	144.170			108 ¹⁸	1.083 ²⁰	1.5920 ²⁰	vs ace, bz
8885	Phenyl α-D-glucopyranoside		C ₁₂ H ₁₆ O ₆	4630-62-0	256.251		156(1)				
8886	Phenyl glycidyl ether		C ₉ H ₁₀ O ₂	122-60-1	150.174			244.2(0.9)	1.1109 ²¹	1.5307 ²¹	
8887	<i>N</i> -Phenylglycine	Phenylaminoacetic acid	C ₈ H ₉ NO ₂	103-01-5	151.163		127.5				vs H ₂ O, EtOH
8888	1-Phenyl-1-heptanone		C ₁₃ H ₁₈ O	1671-75-6	190.281	lf	17(3)	284(13)	0.9516 ²⁰	1.5060 ²⁰	vs ace, eth, EtOH
8889	1-Phenyl-1-hexanone		C ₁₂ H ₁₆ O	942-92-7	176.254	fl	27	265	0.9576 ²⁰	1.5027 ²⁵	sl H ₂ O, ctc; s EtOH, eth, ace
8890	Phenylhydrazine		C ₆ H ₈ N ₂	100-63-0	108.141	mcl pr or pl	20(2)	244(5)	1.0986 ²⁰	1.6084 ¹⁰	s H ₂ O; msc EtOH, eth, bz; vs ace
8891	2-Phenylhydrazinecarboxamide	Phenylhydrazide	C ₇ H ₉ N ₃ O	103-03-7	151.165		172				sl H ₂ O, eth, bz, lig; s EtOH, ace
8892	<i>N</i> -Phenylhydrazinecarboxamide	4-Phenylsemicarbazide	C ₇ H ₉ N ₃ O	537-47-3	151.165	nd (bz), pl (w)	128				sl H ₂ O; vs EtOH, chl; i eth
8893	Phenylhydrazine monohydrochloride		C ₆ H ₉ ClN ₂	59-88-1	144.601	lf (al)	244 dec	sub			vs H ₂ O, EtOH
8894	Phenylhydroxylamine	<i>N</i> -Hydroxybenzenamine	C ₆ H ₇ NO	100-65-2	109.126	nd (w, bz, peth)	79(2)				vs bz, eth, EtOH, chl
8895	Phenyl 1-hydroxy-2-naphthalenecarboxylate		C ₁₇ H ₁₂ O ₃	132-54-7	264.275		96				vs bz, EtOH
8896	1-Phenyl-1 <i>H</i> -imidazole		C ₉ H ₈ N ₂	7164-98-9	144.173		13	276	1.1397 ¹⁵	1.6025 ²⁵	i H ₂ O; vs eth, ace, chl
8897	2-Phenyl-1 <i>H</i> -imidazole		C ₉ H ₈ N ₂	670-96-2	144.173	lf (bz)	148.2(0.5)	340			vs EtOH
8898	5-Phenyl-2,4-imidazolidinedione	5-Phenylhydantoin	C ₉ H ₈ N ₂ O ₂	89-24-7	176.172		184.5				
8899	Phenylimidocarbonyl chloride		C ₇ H ₅ Cl ₂ N	622-44-6	174.028	liq		210	1.28 ¹⁵		
8900	2-[(Phenylimino)methyl]phenol		C ₁₃ H ₁₁ NO	779-84-0	197.232		49.5		1.087 ²⁵		i H ₂ O; s EtOH
8901	4-[(Phenylimino)methyl]phenol	<i>N</i> -(4-Hydroxybenzylidene)-aniline	C ₁₃ H ₁₁ NO	1689-73-2	197.232		196.0				i H ₂ O; s EtOH, eth; sl bz, chl
8902	1-Phenyl-1 <i>H</i> -indene		C ₁₃ H ₁₂	1961-96-2	192.256	oil		158 ⁷			
8903	2-Phenyl-1 <i>H</i> -indene-1,3(2 <i>H</i>)-dione	Phenindione	C ₁₅ H ₁₀ O ₂	83-12-5	222.239	lf (al, bz)	150				i H ₂ O; s EtOH, eth, ace, bz, MeOH, chl
8904	2-Phenyl-1 <i>H</i> -indole		C ₁₄ H ₁₁ N	948-65-2	193.244		188(3)	250 ¹⁰			sl H ₂ O; s eth, bz, chl, HOAc, CS ₂
8905	Phenyl iodine diacetate	Iodobenzene diacetate	C ₁₀ H ₁₁ IO ₄	3240-34-4	322.096	cry	161				
8906	Phenyl isocyanate		C ₇ H ₅ NO	103-71-9	119.121			166.3(0.4)	1.0956 ²⁰	1.5368 ²⁰	vs eth; sl chl
8907	2-Phenyl-1 <i>H</i> -isoidole-1,3(2 <i>H</i>)-dione		C ₁₄ H ₈ NO ₂	520-03-6	223.227	wh nd (al)	205(1)	sub			i H ₂ O; sl EtOH; msc chl
8908	Phenyl isopropyl ether	Isopropoxybenzene	C ₉ H ₁₂ O	2741-16-4	136.190	liq	-33.0(0.4)	180(4)	0.9408 ²⁵	1.4975 ²⁰	s H ₂ O, EtOH, ace, bz
8909	Phenyl isothiocyanate		C ₇ H ₅ NS	103-72-0	135.187	liq	-21	220(7)	1.1303 ²⁰	1.6492 ²³	i H ₂ O; s EtOH, eth, ctc
8910	3-Phenyl-2-isoxazolin-5-one		C ₉ H ₇ NO ₂	1076-59-1	161.158		151				sl chl
8911	Phenyl laurate	Phenyl dodecanoate	C ₁₈ H ₂₈ O ₂	4228-00-6	276.414	lf (al)	24.5	210 ¹⁵	0.9354 ³⁰		vs ace, eth, EtOH
8912	Phenylmagnesium chloride	Chlorophenylmagnesium	C ₆ H ₅ ClMg	100-59-4	136.862	cry					reac H ₂ O; s thf, eth
8913	Phenylmercuric chloride	Chlorophenylmercury	C ₆ H ₅ ClHg	100-56-1	313.15	pl (bz)	251				i H ₂ O; sl EtOH, bz
8914	Phenylmercuric nitrate		C ₆ H ₅ HgNO ₃	55-68-5	339.70		≈181				



8873
N-Phenylethanolamine



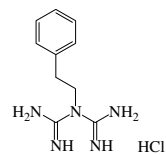
8874
1-Phenylethanone oxime



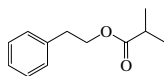
8875
2-Phenylethyl acetate



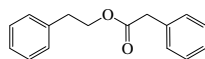
8876
1-Phenylethyl hydroperoxide



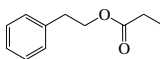
8877
N-(2-Phenylethyl)imidodicarbonimidic diamide, monohydrochloride



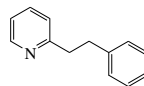
8878
2-Phenylethyl 2-methylpropanoate



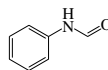
8879
2-Phenylethyl phenylacetate



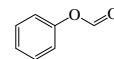
8880
2-Phenylethyl propanoate



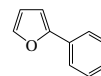
8881
2-(2-Phenylethyl)pyridine



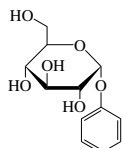
8882
N-Phenylformamide



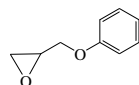
8883
Phenyl formate



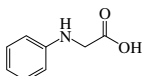
8884
2-Phenylfuran



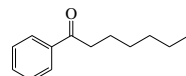
8885
Phenyl α -*D*-glucopyranoside



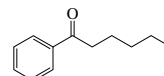
8886
Phenyl glycidyl ether



8887
N-Phenylglycine



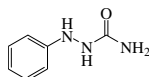
8888
1-Phenyl-1-heptanone



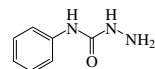
8889
1-Phenyl-1-hexanone



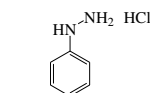
8890
Phenylhydrazine



8891
2-Phenylhydrazinecarboxamide



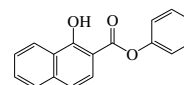
8892
N-Phenylhydrazinecarboxamide



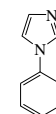
8893
Phenylhydrazine monohydrochloride



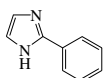
8894
Phenylhydroxylamine



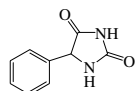
8895
Phenyl 1-hydroxy-2-naphthalenecarboxylate



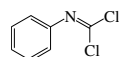
8896
1-Phenyl-1*H*-imidazole



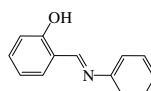
8897
2-Phenyl-1*H*-imidazole



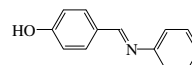
8898
5-Phenyl-2,4-imidazolidinedione



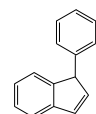
8899
Phenylimidocarbonyl chloride



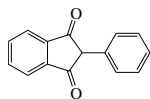
8900
2-[(Phenylimino)methyl]phenol



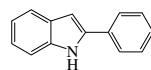
8901
4-[(Phenylimino)methyl]phenol



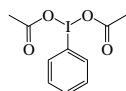
8902
1-Phenyl-1*H*-indene



8903
2-Phenyl-1*H*-indene-1,3(2*H*)-dione



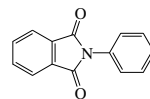
8904
2-Phenyl-1*H*-indole



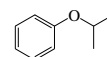
8905
Phenylodine diacetate



8906
Phenyl isocyanate



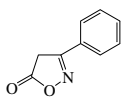
8907
2-Phenyl-1*H*-isoindole-1,3(2*H*)-dione



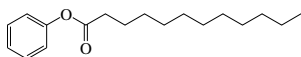
8908
Phenyl isopropyl ether



8909
Phenyl isothiocyanate



8910
3-Phenyl-2-isoxazolin-5-one



8911
Phenyl laurate



8912
Phenylmagnesium chloride

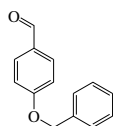


8913
Phenylmercuric chloride

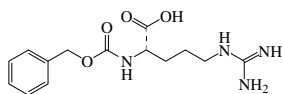


8914
Phenylmercuric nitrate

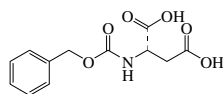
No.	Name	Synonym	Mol. Form.	CAS RN	Mol. Wt.	Physical Form	mp/°C	bp/°C	den g cm ⁻³	n _D	Solubility
8915	4-(Phenylmethoxy)-benzaldehyde		C ₁₄ H ₁₂ O ₂	4397-53-9	212.244		73	217 ¹³			
8916	<i>N</i> -[(Phenylmethoxy)carbonyl]-L-arginine		C ₁₄ H ₂₀ N ₄ O ₄	1234-35-1	308.334		174				
8917	<i>N</i> -[(Phenylmethoxy)carbonyl]-L-aspartic acid		C ₁₂ H ₁₃ NO ₆	1152-61-0	267.234		117.0				
8918	2-(Phenylmethoxy)phenol		C ₁₃ H ₁₂ O ₂	6272-38-4	200.233			205 ²⁰	1.154 ²²	1.5906 ¹⁸	vs eth, EtOH
8919	4-(Phenylmethoxy)phenol	Monobenzene	C ₁₃ H ₁₂ O ₂	103-16-2	200.233	pl (w)	122				sl H ₂ O; vs EtOH, bz, eth; s ace
8920	<i>N</i> -(Phenylmethylene)aniline	Benzylideneaniline	C ₁₃ H ₁₁ N	538-51-2	181.233	pa ye nd (CS ₂) pl (dil al)	56(5)	310	1.038 ⁵⁵	1.600 ¹⁰⁰	i H ₂ O; s EtOH, eth, NH ₃ ; sl chl
8921	<i>cis</i> -α-(Phenylmethylene)-benzeneacetic acid	<i>cis</i> -α-Phenylcinnamic acid	C ₁₅ H ₁₂ O ₂	91-47-4	224.255	silky needles	174(3)				s H ₂ O, EtOH, MeOH, eth, bz
8922	<i>trans</i> -α-(Phenylmethylene)-benzeneacetic acid	<i>trans</i> -α-Phenylcinnamic acid	C ₁₅ H ₁₂ O ₂	91-48-5	224.255	prisms	138				vs H ₂ O; s EtOH, MeOH, eth, bz
8923	<i>N</i> -(Phenylmethylene)-benzenemethanamine		C ₁₄ H ₁₃ N	780-25-6	195.260			205 ²⁰			
8924	2-(Phenylmethylene)butanal		C ₁₁ H ₁₂ O	28467-92-7	160.212		18	243	1.0201 ²²	1.578 ²⁰	
8925	<i>N</i> -(Phenylmethylene)-ethanamine		C ₉ H ₁₁ N	6852-54-6	133.190			195	0.937 ²⁰	1.5378 ¹⁵	i H ₂ O; s EtOH, eth
8926	2-(Phenylmethylene)heptanal		C ₁₄ H ₁₈ O	122-40-7	202.292	ye oil	80	174 ²⁰	0.9711 ²⁰	1.5381 ²⁰	i H ₂ O; s ace, ctc
8927	<i>N</i> -(Phenylmethylene)-methanamine	Benzylidenemethylamine	C ₈ H ₉ N	622-29-7	119.164			185	0.9671 ¹⁴	1.5526 ²⁰	s EtOH, eth, ace, chl
8928	2-(Phenylmethylene)octanal	2-Hexyl-3-phenyl-2-propenal	C ₁₅ H ₂₀ O	101-86-0	216.319	liq	4	252			
8929	3-(Phenylmethylene)-2-pentanone	Methyl α-ethylstyryl ketone	C ₁₂ H ₁₄ O	3437-89-6	174.238			137 ¹²	1.0005 ²²	1.5650 ²²	
8930	<i>N</i> -(Phenylmethyl)-1,2-ethanediamine		C ₉ H ₁₄ N ₂	4152-09-4	150.220			130 ¹¹			
8931	Phenylmethyl 4-hydroxybenzoate		C ₁₄ H ₁₂ O ₃	94-18-8	228.243						sl chl
8932	1-Phenyl-2-methyl-2-propanol		C ₁₀ H ₁₄ O	100-86-7	150.217	nd	24	215	0.9787 ¹⁶	1.5173 ¹⁶	
8933	<i>N</i> -(Phenylmethyl)-1 <i>H</i> -purin-6-amine		C ₁₂ H ₁₁ N ₅	1214-39-7	225.249		232.8				
8934	4-Phenylmorpholine		C ₁₀ H ₁₃ NO	92-53-5	163.216	cry (al-eth)	58.3				i H ₂ O, EtOH; vs eth
8935	<i>N</i> -Phenyl-1-naphthalenamine	1-Naphthylphenylamine	C ₁₆ H ₁₃ N	90-30-2	219.281		61				sl H ₂ O, ctc; s EtOH, eth, bz, HOAc
8936	<i>N</i> -Phenyl-2-naphthalenamine	<i>N</i> -Phenyl-β-naphthylamine	C ₁₆ H ₁₃ N	135-88-6	219.281		108(1)	395.5			i H ₂ O; s EtOH, eth, bz, HOAc; sl chl
8937	1-Phenylnaphthalene		C ₁₆ H ₁₂	605-02-7	204.266	cry	45	334	1.096 ²⁰	1.6664 ²⁰	i H ₂ O; vs EtOH, eth, bz, HOAc; s ctc
8938	2-Phenylnaphthalene		C ₁₆ H ₁₂	612-94-2	204.266	lf (al)	101(2)	345.5	1.2180 ²⁰		s EtOH, bz, chl, HOAc; vs eth
8939	1-Phenyl-1-octanone		C ₁₄ H ₂₆ O	1674-37-9	204.308		22.8	300(13)	0.9360 ³⁰		s EtOH, eth
8940	Phenyloxirane	Styrene-7,8-oxide	C ₈ H ₈ O	96-09-3	120.149	colorless liq	-35.6	194.1	1.0490 ²⁵	1.5342 ²⁰	i H ₂ O; s EtOH, eth, chl
8941	3-Phenyloxiranecarboxylic acid, ethyl ester		C ₁₁ H ₁₂ O ₃	121-39-1	192.211			136 ⁵			
8942	5-Phenyl-2,4-pentadienal		C ₁₁ H ₁₀ O	13466-40-5	158.196		42.5	160 ³			i H ₂ O; msc EtOH, bz; vs eth
8943	1-Phenyl-1,4-pentanedione		C ₁₁ H ₁₂ O ₂	583-05-1	176.212	ye oil		162 ¹²		1.5250 ³⁰	vs ace
8944	1-Phenyl-1-pentanol		C ₁₁ H ₁₆ O	583-03-9	164.244			141 ²⁵	0.9655 ²⁰	1.4086 ²⁵	vs ace, eth, EtOH
8945	1-Phenyl-1-pentanone		C ₁₁ H ₁₄ O	1009-14-9	162.228	liq	-9.4	247(14)	0.986 ²⁰	1.5158 ²⁰	i H ₂ O; vs EtOH, eth; sl ctc
8946	1-Phenyl-1-penten-3-one		C ₁₁ H ₁₂ O	3152-68-9	160.212	lf (lig)	38.5	142 ¹²	0.8697 ²⁰	1.5684 ²⁰	sl H ₂ O, chl; vs EtOH, eth, bz
8947	Phenylphosphine	Monophenylphosphine	C ₆ H ₇ P	638-21-1	110.094			160.5	1.001 ¹⁵	1.5796 ²⁰	
8948	Phenylphosphinic acid	Benzenephosphinic acid	C ₆ H ₇ O ₂ P	1779-48-2	142.093		83.8				s H ₂ O; vs EtOH; sl eth, chl
8949	Phenylphosphonic acid	Benzenephosphonic acid	C ₆ H ₇ O ₃ P	1571-33-1	158.092	lf (w)	158.5(0.2)				vs H ₂ O; s EtOH, eth, ace; i bz
8950	Phenylphosphonic dichloride		C ₆ H ₅ Cl ₂ OP	824-72-6	194.983		1	258	1.197 ²⁵	1.5581 ²⁵	sl DMSO
8951	Phenylphosphonothioic dichloride	Dichlorophenylphosphine sulfide	C ₆ H ₅ Cl ₂ PS	3497-00-5	211.049			205 ¹³⁰	1.376 ¹³		
8952	Phenylphosphonous dichloride	Dichlorophenylphosphine	C ₆ H ₅ Cl ₂ P	644-97-3	178.984	liq	-51	236(5)	1.356 ²⁰	1.6030 ²⁰	vs bz
8953	Phenyl phosphorodichloridate	Phenyl dichlorophosphate	C ₆ H ₅ Cl ₂ O ₂ P	770-12-7	210.983	hyg liq		242	1.412 ²⁰	1.5230 ²⁰	



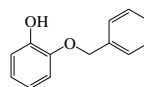
8915
4-(Phenylmethoxy)benzaldehyde



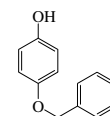
8916
N2-[(Phenylmethoxy)carbonyl]-L-arginine



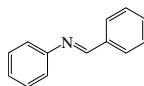
8917
N-[(Phenylmethoxy)carbonyl]-L-aspartic acid



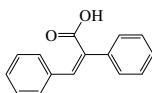
8918
2-(Phenylmethoxy)phenol



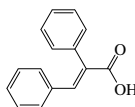
8919
4-(Phenylmethoxy)phenol



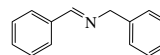
8920
N-(Phenylmethylene)aniline



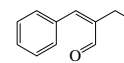
8921
cis-α-(Phenylmethylene)benzeneacetic acid



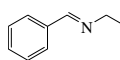
8922
trans-α-(Phenylmethylene)benzeneacetic acid



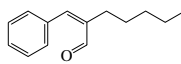
8923
N-(Phenylmethylene)benzenemethanamine



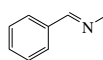
8924
2-(Phenylmethylene)butanal



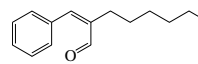
8925
N-(Phenylmethylene)ethanamine



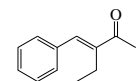
8926
2-(Phenylmethylene)heptanal



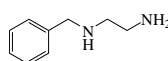
8927
N-(Phenylmethylene)methanamine



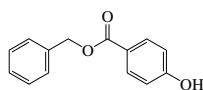
8928
2-(Phenylmethylene)octanal



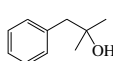
8929
3-(Phenylmethylene)-2-pentanone



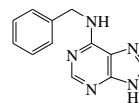
8930
N-(Phenylmethyl)-1,2-ethanediamine



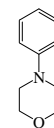
8931
Phenylmethyl 4-hydroxybenzoate



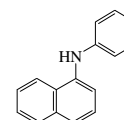
8932
1-Phenyl-2-methyl-2-propanol



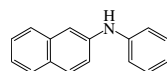
8933
N-(Phenylmethyl)-1H-purin-6-amine



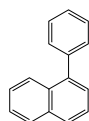
8934
4-Phenylmorpholine



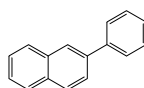
8935
N-Phenyl-1-naphthalenamine



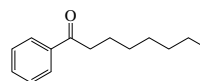
8936
N-Phenyl-2-naphthalenamine



8937
1-Phenylnaphthalene



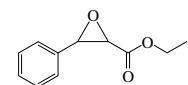
8938
2-Phenylnaphthalene



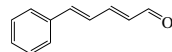
8939
1-Phenyl-1-octanone



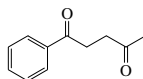
8940
Phenylloxirane



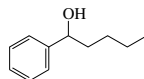
8941
3-Phenylloxiranecarboxylic acid, ethyl ester



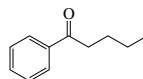
8942
5-Phenyl-2,4-pentadienal



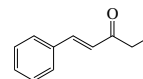
8943
1-Phenyl-1,4-pentanedione



8944
1-Phenyl-1-pentanol



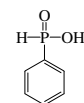
8945
1-Phenyl-1-pentanone



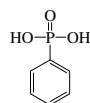
8946
1-Phenyl-1-penten-3-one



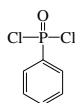
8947
Phenylphosphine



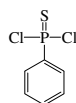
8948
Phenylphosphonic acid



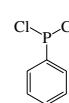
8949
Phenylphosphonic acid



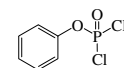
8950
Phenylphosphonic dichloride



8951
Phenylphosphonothioic dichloride

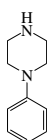
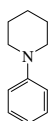
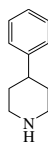
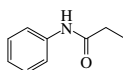
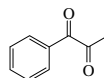
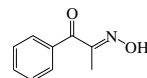
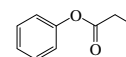
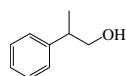
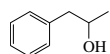
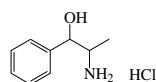
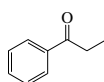
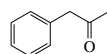
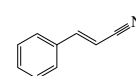
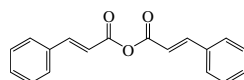
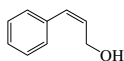
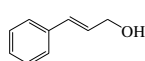
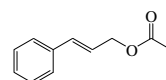
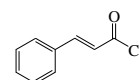
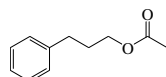
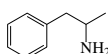
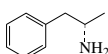
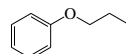
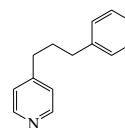
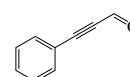
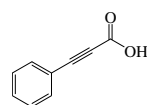
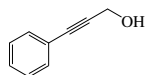
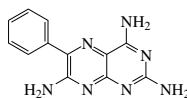
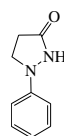
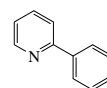
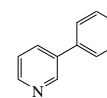
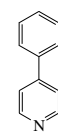
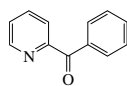
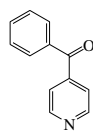
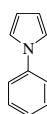
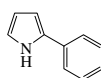
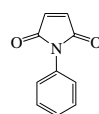
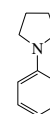
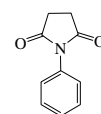


8952
Phenylphosphonous dichloride

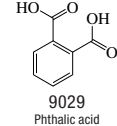
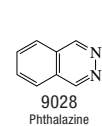
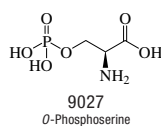
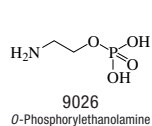
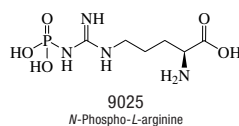
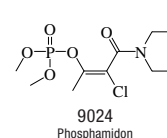
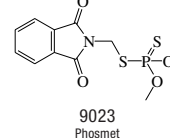
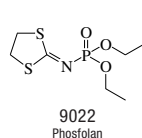
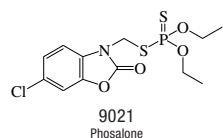
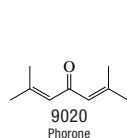
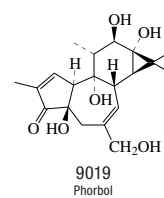
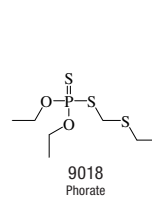
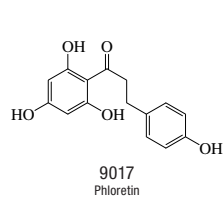
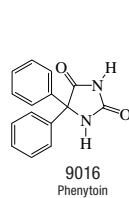
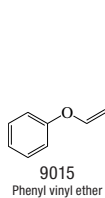
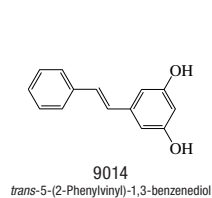
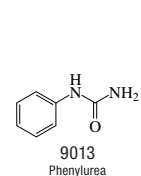
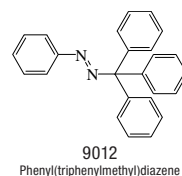
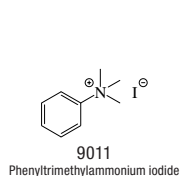
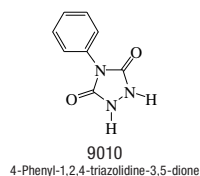
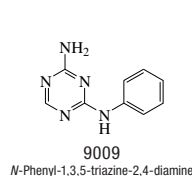
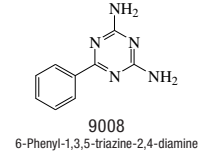
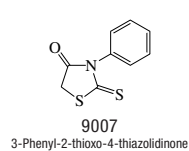
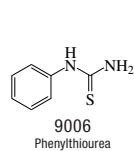
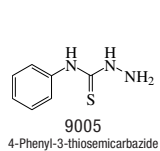
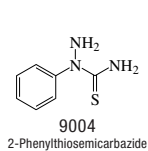
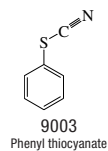
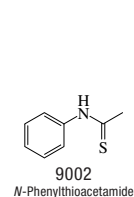
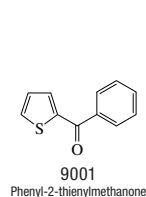
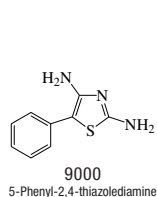
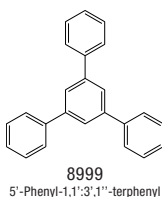
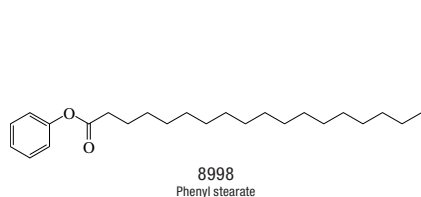
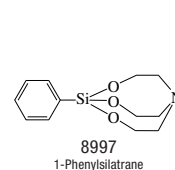
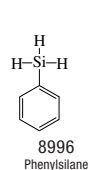
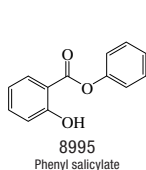
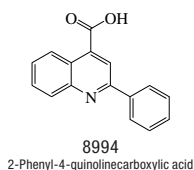
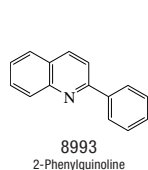


8953
Phenyl phosphorodichloride

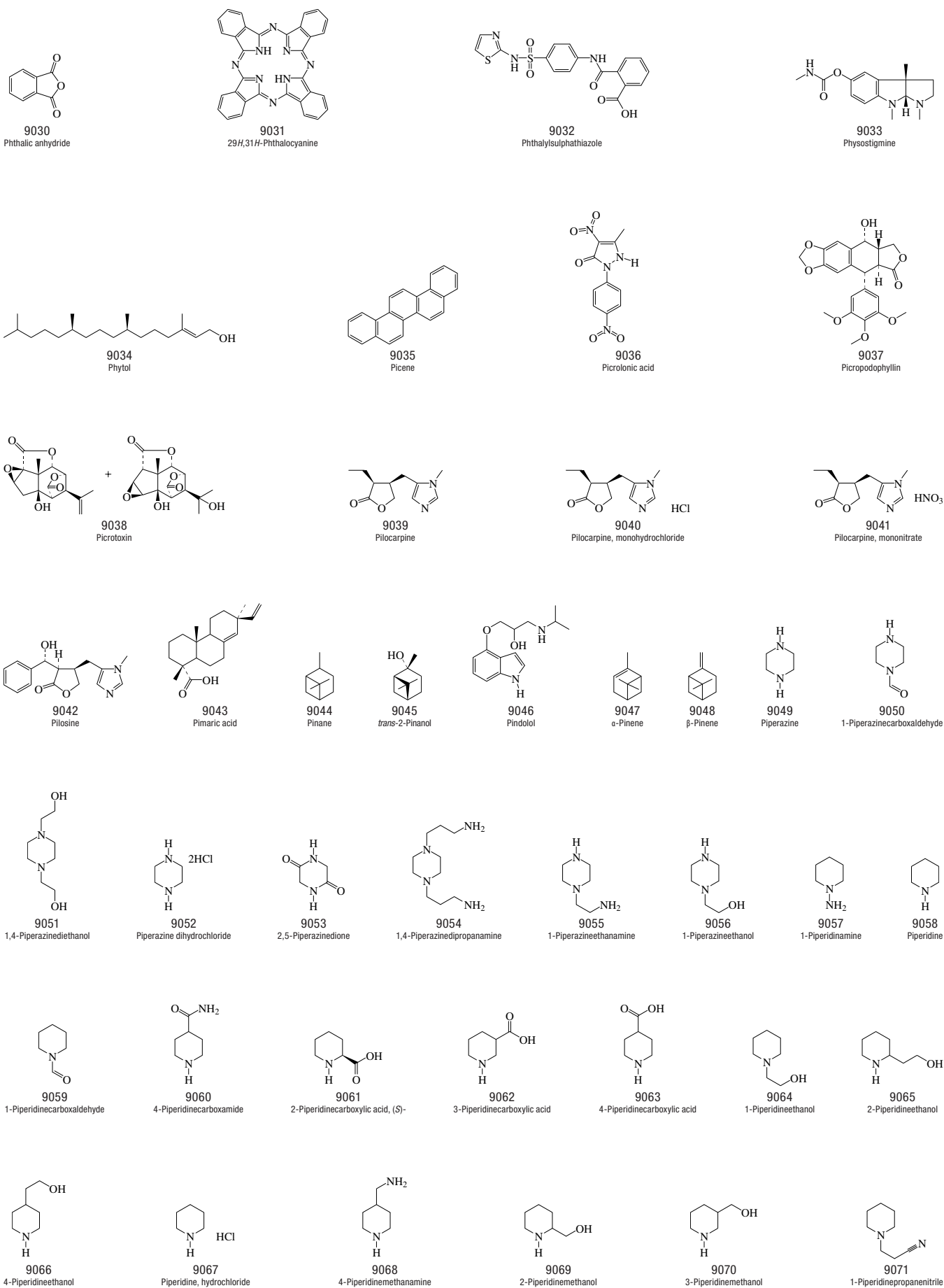
No.	Name	Synonym	Mol. Form.	CAS RN	Mol. Wt.	Physical Form	mp/°C	bp/°C	den g cm ⁻³	n _D	Solubility
8954	1-Phenylpiperazine		C ₁₀ H ₁₄ N ₂	92-54-6	162.231	pa ye oil		286.5	1.0621 ²⁰	1.5875 ²⁰	i H ₂ O; msc EtOH, eth; s chl
8955	1-Phenylpiperidine		C ₁₁ H ₁₅ N	4096-20-2	161.244		4.7	260(5)	0.9944 ²⁵	1.5598 ²⁵	vs EtOH, eth, bz, chl
8956	4-Phenylpiperidine		C ₁₁ H ₁₅ N	771-99-3	161.244		60.5	257	0.9996 ¹⁶		s chl
8957	<i>N</i> -Phenylpropanamide		C ₉ H ₁₁ NO	620-71-3	149.189	pl (eth, al, bz)	105.5	222.2	1.175 ²⁵		sl H ₂ O; vs EtOH, eth
8958	1-Phenyl-1,2-propanedione		C ₉ H ₈ O ₂	579-07-7	148.159	ye oil	<20	222	1.1006 ²⁰	1.537 ¹⁰	s H ₂ O, EtOH, eth
8959	1-Phenyl-1,2-propanedione, 2-oxime		C ₉ H ₉ NO ₂	119-51-7	163.173	wh nd (w)	115				
8960	Phenyl propanoate		C ₉ H ₁₀ O ₂	637-27-4	150.174	pr	19(1)	207(4)	1.0436 ²⁵	1.4980 ²⁰	i H ₂ O; vs EtOH, eth; s bz
8961	2-Phenyl-1-propanol		C ₉ H ₁₂ O	1123-85-9	136.190			121 ²⁶	0.975 ²⁵	1.5582 ²	i H ₂ O; s EtOH
8962	1-Phenyl-2-propanol		C ₉ H ₁₂ O	698-87-3	136.190			125 ²⁵	0.991 ²⁰	1.5190 ²⁰	
8963	Phenylpropanolamine hydrochloride		C ₉ H ₁₄ ClNO	154-41-6	187.666		194				vs H ₂ O; s EtOH; i eth, bz, chl
8964	1-Phenyl-1-propanone	Propiophenone	C ₉ H ₁₀ O	93-55-0	134.174		18.6(0.2)	217.4(0.7)	1.0096 ²⁰	1.5269 ²⁰	i H ₂ O; s EtOH, eth, chl
8965	1-Phenyl-2-propanone	Phenylacetone	C ₉ H ₁₀ O	103-79-7	134.174	liq	-15.3(0.5)	214(17)	1.0157 ²⁰	1.5168 ²⁰	i H ₂ O; vs EtOH, eth; msc bz, xyl; s chl
8966	<i>cis</i> -3-Phenyl-2-propenenitrile		C ₉ H ₇ N	24840-05-9	129.159	liq	-4.4	249	1.0289 ²⁰	1.5843 ²⁰	i H ₂ O; s EtOH; vs bz
8967	<i>trans</i> -3-Phenyl-2-propenenitrile		C ₉ H ₇ N	1885-38-7	129.159		22	263.8	1.0304 ²⁰	1.6013 ²⁰	i H ₂ O; s EtOH, ace, ctc
8968	3-Phenyl-2-propenoic anhydride	Cinnamic anhydride	C ₁₈ H ₁₄ O ₃	538-56-7	278.302	nd (bz or al) pt (al)	136				vs bz
8969	<i>cis</i> -3-Phenyl-2-propen-1-ol		C ₉ H ₁₀ O	4510-34-3	134.174	wh nd (eth-peth)	34	257.5	1.0440 ²⁰	1.5819 ²⁰	vs eth, EtOH
8970	<i>trans</i> -3-Phenyl-2-propen-1-ol		C ₉ H ₁₀ O	4407-36-7	134.174	wh nd (eth-peth)	34.8(0.8)	259(5)	1.0440 ²⁰	1.5819 ²⁰	sl H ₂ O, chl; vs EtOH, eth
8971	<i>trans</i> -3-Phenyl-2-propen-1-ol acetate	<i>trans</i> -Cinnamyl acetate	C ₁₁ H ₁₂ O ₂	21040-45-9	176.212			265	1.0567 ²⁰	1.5425 ²⁰	i H ₂ O; s EtOH, eth, ace, bz, chl
8972	<i>trans</i> -3-Phenyl-2-propenoyl chloride	Cinnamoyl chloride	C ₉ H ₇ ClO	17082-09-6	166.604	ye cry	37.5	257.5	1.1617 ⁴⁵	1.614 ⁴²	i H ₂ O; s EtOH, ctc, lig
8973	3-Phenylpropyl acetate	Benzenepropanol, acetate	C ₁₁ H ₁₄ O ₂	122-72-5	178.228	col liq	-40	69 ¹			
8974	1-Phenyl-2-propylamine, (±)-	Amphetamine	C ₉ H ₁₃ N	300-62-9	135.206	oil		198(12)	0.9306 ²⁵	1.518 ²⁶	sl H ₂ O, eth; s chl, EtOH
8975	1-Phenyl-2-propylamine, (S)-	Dexamphetamine	C ₉ H ₁₃ N	51-64-9	135.206	oil	27.5	203.5	0.949 ¹⁵	1.4704 ²⁰	sl H ₂ O; s EtOH, eth
8976	Phenyl propyl ether	Propoxybenzene	C ₉ H ₁₂ O	622-85-5	136.190	liq	-28(1)	190.3(1)	0.9474 ²⁰	1.5014 ²⁰	s EtOH, eth
8977	4-(3-Phenylpropyl)pyridine		C ₁₄ H ₁₅ N	2057-49-0	197.276			322	1.024 ²⁵	1.5616 ²⁵	vs bz, eth, py, EtOH
8978	3-Phenyl-2-propynal		C ₉ H ₆ O	2579-22-8	130.143			127 ²⁸	1.0622 ²⁰	1.6079 ¹²	
8979	3-Phenyl-2-propynoic acid	Phenylacetylenecarboxylic acid	C ₉ H ₆ O ₂	637-44-5	146.143	nd (w)	137(2)		1.28 ²⁰		sl H ₂ O; vs EtOH, eth
8980	3-Phenyl-2-propyn-1-ol		C ₉ H ₆ O	1504-58-1	132.159			137 ¹⁵	1.078 ²⁰	1.5873 ²⁸	s eth, ace, bz
8981	6-Phenyl-2,4,7-pteridinetriamine	Triamterene	C ₁₂ H ₁₁ N ₇	396-01-0	253.262	ye pl (BuOH)	316				i eth; sl EtOH, chl
8982	1-Phenyl-3-pyrazolidinone		C ₉ H ₁₀ N ₂ O	92-43-3	162.187		126				i eth, lig
8983	2-Phenylpyridine		C ₁₁ H ₉ N	1008-89-5	155.196			271	1.0833 ²⁵	1.6210 ²⁰	sl H ₂ O; msc EtOH, eth
8984	3-Phenylpyridine		C ₁₁ H ₉ N	1008-88-4	155.196	pa ye oil	164	274(11)		1.6123 ²⁵	sl H ₂ O; s EtOH, eth
8985	4-Phenylpyridine		C ₁₁ H ₉ N	939-23-1	155.196	pl (w)	74(3)	281			s H ₂ O, EtOH, eth
8986	Phenyl-2-pyridinylmethanone		C ₁₂ H ₉ NO	91-02-1	183.205		43.3(0.2)	317	1.1556 ²⁰		s chl
8987	Phenyl-4-pyridinylmethanone		C ₁₂ H ₉ NO	14548-46-0	183.205	nd (peth), pl (w)	75(2)	315			sl H ₂ O; s EtOH, eth, bz
8988	1-Phenyl-1 <i>H</i> -pyrrole		C ₁₀ H ₉ N	635-90-5	143.185	pl (sub), red in air	61(1)	234			i H ₂ O; s EtOH, eth, ace, bz; vs peth
8989	2-Phenyl-1 <i>H</i> -pyrrole		C ₁₀ H ₉ N	3042-22-6	143.185	pl (al, sub)	130(2)	270(25)			i H ₂ O; vs EtOH, eth, bz, chl; sl lig
8990	1-Phenyl-1 <i>H</i> -pyrrole-2,5-dione	<i>N</i> -Phenylmaleimide	C ₁₀ H ₇ NO ₂	941-69-5	173.169	ye nd (bz-lig)	90.5	162 ¹²			vs bz, eth, EtOH
8991	1-Phenylpyrrolidine		C ₁₀ H ₁₃ N	4096-21-3	147.217		11	119 ¹²	1.018 ²⁰	1.5813 ²⁰	s eth
8992	1-Phenyl-2,5-pyrrolidinedione	Succinil	C ₁₀ H ₉ NO ₂	83-25-0	175.184	mcl pr or nd (w, al)	156	400	1.356 ²⁵		i H ₂ O; s EtOH, eth

8954
1-Phenylpiperazine8955
1-Phenylpiperidine8956
4-Phenylpiperidine8957
N-Phenylpropanamide8958
1-Phenyl-1,2-propanedione8959
1-Phenyl-1,2-propanedione, 2-oxime8960
Phenyl propanoate8961
2-Phenyl-1-propanol8962
1-Phenyl-2-propanol8963
Phenylpropanolamine hydrochloride8964
1-Phenyl-1-propanone8965
1-Phenyl-2-propanone8966
cis-3-Phenyl-2-propenenitrile8967
trans-3-Phenyl-2-propenenitrile8968
3-Phenyl-2-propenoic anhydride8969
cis-3-Phenyl-2-propen-1-ol8970
trans-3-Phenyl-2-propen-1-ol8971
trans-3-Phenyl-2-propen-1-ol acetate8972
trans-3-Phenyl-2-propenoyl chloride8973
3-Phenylpropyl acetate8974
1-Phenyl-2-propylamine, (±)-8975
1-Phenyl-2-propylamine, (S)-8976
Phenyl propyl ether8977
4-(3-Phenylpropyl)pyridine8978
3-Phenyl-2-propynal8979
3-Phenyl-2-propynoic acid8980
3-Phenyl-2-propyn-1-ol8981
6-Phenyl-2,4,7-pteridinetriamine8982
1-Phenyl-3-pyrazolidinone8983
2-Phenylpyridine8984
3-Phenylpyridine8985
4-Phenylpyridine8986
Phenyl-2-pyridinylmethanone8987
Phenyl-4-pyridinylmethanone8988
1-Phenyl-1*H*-pyrrole8989
2-Phenyl-1*H*-pyrrole8990
1-Phenyl-1*H*-pyrrole-2,5-dione8991
1-Phenylpyrrolidine8992
1-Phenyl-2,5-pyrrolidinedione

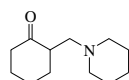
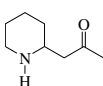
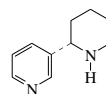
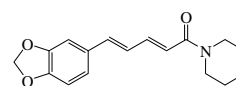
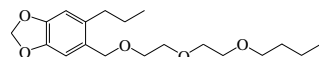
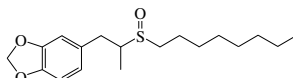
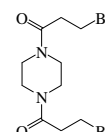
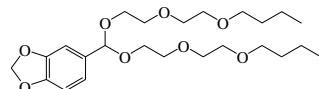
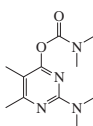
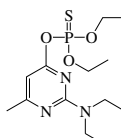
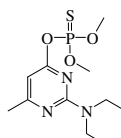
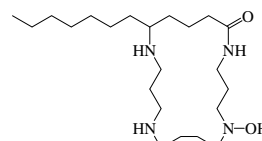
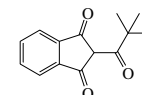
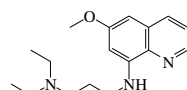
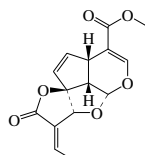
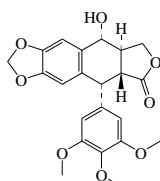
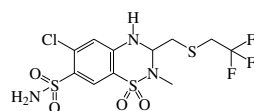
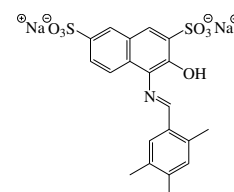
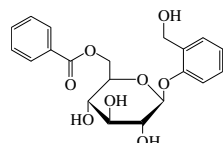
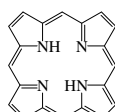
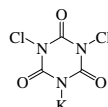
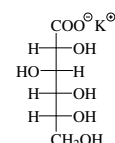
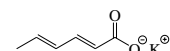
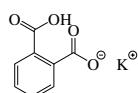
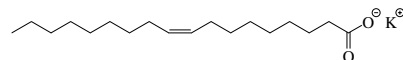
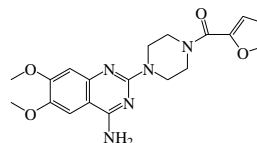
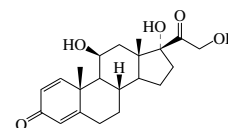
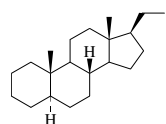
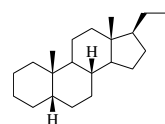
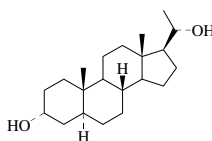
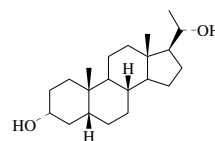
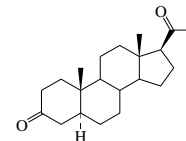
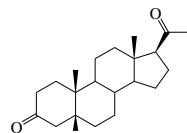
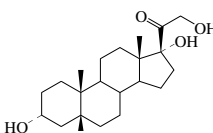
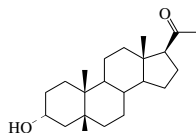
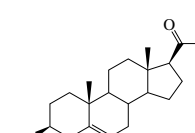
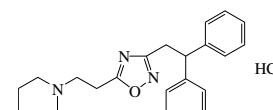
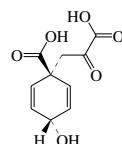
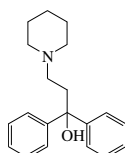
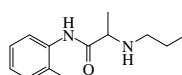
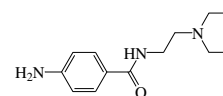
No.	Name	Synonym	Mol. Form.	CAS RN	Mol. Wt.	Physical Form	mp/°C	bp/°C	den g cm ⁻³	n _D	Solubility
8993	2-Phenylquinoline		C ₁₅ H ₁₁ N	612-96-4	205.255	nd (dil al)	83(1)	363			sl H ₂ O, peth; vs EtOH, eth, ace, bz
8994	2-Phenyl-4-quinolinecarboxylic acid	Cinchophen	C ₁₆ H ₁₁ NO ₂	132-60-5	249.264	nd	214.5				i H ₂ O; s EtOH, eth, alk; sl ace, bz
8995	Phenyl salicylate		C ₁₃ H ₁₀ O ₃	118-55-8	214.216		41.82(0.04)	173 ¹²	1.2614 ³⁰		i H ₂ O; vs EtOH, ace, bz; s eth, HOAc
8996	Phenylsilane		C ₆ H ₈ Si	694-53-1	108.214			119	0.8681 ²⁰	1.5125 ²⁰	i H ₂ O
8997	1-Phenylsilatrane		C ₁₂ H ₁₇ NO ₃ Si	2097-19-0	251.354	pr or nd (ace)	209				
8998	Phenyl stearate		C ₂₆ H ₄₀ O ₂	637-55-8	360.574		52	267 ¹⁵			i H ₂ O; s EtOH, eth
8999	5'-Phenyl-1,1':3',1''-terphenyl		C ₂₆ H ₁₈	612-71-5	306.400	orth nd (al or HOAc)	173(3)	462	1.199 ³⁰		i H ₂ O; s EtOH, eth, HOAc; vs bz; sl chl
9000	5-Phenyl-2,4-thiazolidamine	Amiphenazole	C ₉ H ₉ N ₃ S	490-55-1	191.252	fl (dil al) br in air	163 dec				
9001	Phenyl-2-thienylmethanone		C ₁₁ H ₆ OS	135-00-2	188.246	nd (dil al)	56.5	300	1.1890 ⁵⁴	1.6181 ⁵⁴	i H ₂ O; s EtOH, eth
9002	<i>N</i> -Phenylthioacetamide	Thioacetanilide	C ₈ H ₉ NS	637-53-6	151.229	nd (w)	75.5	dec			
9003	Phenyl thiocyanate		C ₇ H ₅ NS	5285-87-0	135.187			232.5	1.153 ¹⁸		i H ₂ O; s EtOH, eth
9004	2-Phenylthiosemicarbazide	2-Phenylhydrazinecarbothioamide	C ₇ H ₉ N ₃ S	645-48-7	167.231	pr (al)	200 dec				
9005	4-Phenyl-3-thiosemicarbazide	<i>N</i> -Phenylhydrazinecarbothioamide	C ₇ H ₉ N ₃ S	5351-69-9	167.231	pl (al)	140 dec				i EtOH, lig; sl bz
9006	Phenylthiourea		C ₇ H ₈ N ₂ S	103-85-5	152.217	nd (w), pr (al)	154				sl H ₂ O; s EtOH, NaOH
9007	3-Phenyl-2-thioxo-4-thiazolidinone	3-Phenylrhodanine	C ₉ H ₇ NOS ₂	1457-46-1	209.288	ye pr (HOAc) nd or pr (al)	194.5				i H ₂ O; sl EtOH, eth; s ace, chl, HOAc
9008	6-Phenyl-1,3,5-triazine-2,4-diamine	Benzoguanamine	C ₉ H ₉ N ₅	91-76-9	187.201	nd, pl (al)	226.5				s EtOH, eth; sl tfa
9009	<i>N</i> -Phenyl-1,3,5-triazine-2,4-diamine	Amanozine	C ₉ H ₉ N ₅	537-17-7	187.201	cry (diox, 50% al)	235.5				
9010	4-Phenyl-1,2,4-triazolidine-3,5-dione		C ₈ H ₇ N ₃ O ₂	15988-11-1	177.161		205.5				
9011	Phenyltrimethylammonium iodide		C ₉ H ₁₄ IN	98-04-4	263.118	lf (al)	224				vs H ₂ O; s EtOH, HOAc; sl ace; i chl
9012	Phenyl(triphenylmethyl)-diazene		C ₂₅ H ₂₀ N ₂	981-18-0	348.440		111 dec				
9013	Phenylurea		C ₇ H ₈ N ₂ O	64-10-8	136.151	mcl pr (w, al)	147.4(0.5)	238	1.302 ²⁵		sl H ₂ O, eth, DMSO; s EtOH, AcOEt
9014	<i>trans</i> -5-(2-Phenylvinyl)-1,3-benzenediol	Pinosylvin	C ₁₄ H ₁₂ O ₂	22139-77-1	212.244	nd (HOAc)	156				vs ace, bz, chl, HOAc
9015	Phenyl vinyl ether		C ₈ H ₈ O	766-94-9	120.149			155.5	0.9770 ²⁰	1.5224 ²⁰	i H ₂ O; vs eth
9016	Phenytin	5,5-Diphenyl-2,4-imidazolidinedione	C ₁₅ H ₁₂ N ₂ O ₂	57-41-0	252.268	nd (al)	286				i H ₂ O; s EtOH, ace; sl eth, bz
9017	Phlorethin		C ₁₅ H ₁₄ O ₅	60-82-2	274.269	nd (dil al), cry (ace)	263 dec				sl H ₂ O, chl; msc EtOH, bz; i eth; s ace
9018	Phorate		C ₇ H ₁₇ O ₃ PS ₃	298-02-2	260.378		<-15	119 ^{0.8}	1.16 ²⁵		
9019	Phorbol		C ₂₀ H ₂₈ O ₆	17673-25-5	364.432	cry (EtOH)	250 dec				s H ₂ O, ace
9020	Phorone		C ₉ H ₁₄ O	504-20-1	138.206	ye-grn pr	25.8(0.5)	197(7)	0.8850 ²⁰	1.4998 ²⁰	sl H ₂ O; s EtOH, eth, ace, etc
9021	Phosalone		C ₁₂ H ₁₅ ClNO ₄ PS ₂	2310-17-0	367.808		48.7(0.4)				
9022	Phosfolan		C ₇ H ₁₄ NO ₃ PS ₂	947-02-4	255.295		36.5	117 ^{0.001}			vs H ₂ O, bz, ace; sl eth; s hx
9023	Phosmet		C ₁₁ H ₁₂ NO ₄ PS ₂	732-11-6	317.321		72.0(0.2)	dec			
9024	Phosphamidon		C ₁₀ H ₁₉ ClNO ₅ P	13171-21-6	299.689	oil	-45	162 ^{1.5}	1.2132 ²⁵	1.4718 ²⁵	msc H ₂ O; s hx
9025	<i>N</i> -Phospho- <i>L</i> -arginine		C ₆ H ₁₅ N ₄ O ₅ P	1189-11-3	254.181	cry (ace aq)	177				
9026	<i>O</i> -Phosphorylethanolamine	Ethanolamine <i>O</i> -phosphate	C ₂ H ₈ NO ₄ P	1071-23-4	141.063	cry (EtOH aq)	242				
9027	<i>O</i> -Phosphoserine		C ₃ H ₈ NO ₆ P	407-41-0	185.073	cry	166 dec				
9028	Phthalazine	2,3-Benzodiazine	C ₈ H ₆ N ₂	253-52-1	130.147		91.3(0.2)	316			s H ₂ O, EtOH, bz; sl eth; i lig
9029	Phthalic acid	1,2-Benzenedicarboxylic acid	C ₈ H ₆ O ₄	88-99-3	166.132	pl (w)	207(3)	dec	2.18 ¹⁹¹		sl H ₂ O, eth; i chl; s EtOH



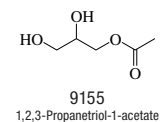
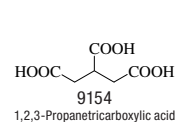
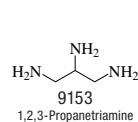
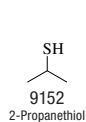
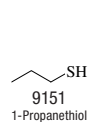
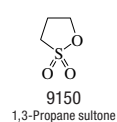
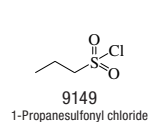
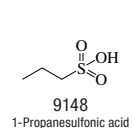
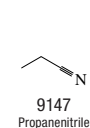
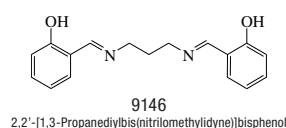
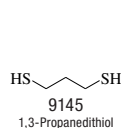
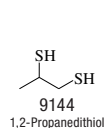
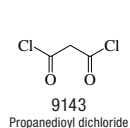
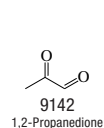
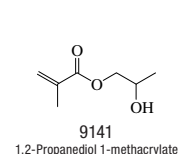
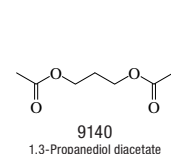
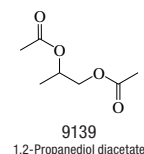
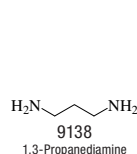
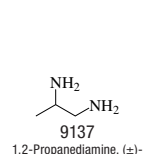
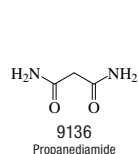
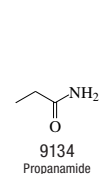
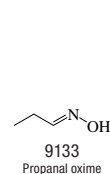
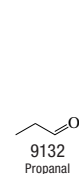
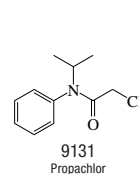
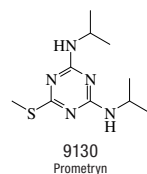
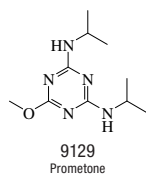
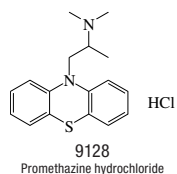
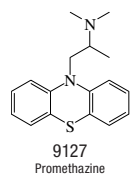
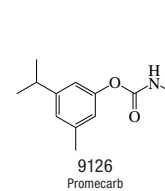
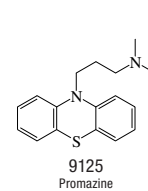
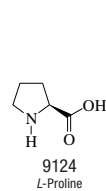
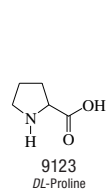
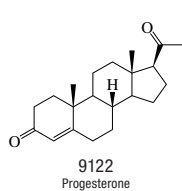
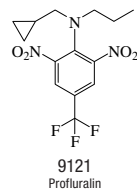
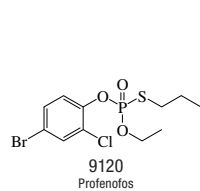
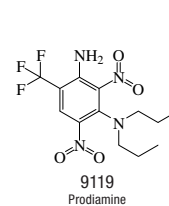
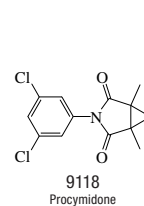
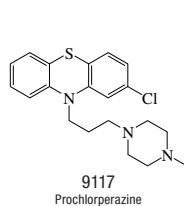
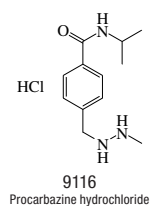
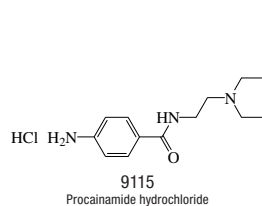
No.	Name	Synonym	Mol. Form.	CAS RN	Mol. Wt.	Physical Form	mp/°C	bp/°C	den g cm ⁻³	n _D	Solubility
9030	Phthalic anhydride		C ₈ H ₄ O ₃	85-44-9	148.116	wh nd (al, bz)	131.4(0.3)	285.3(0.8)	1.527 ⁴		sl H ₂ O, eth; s EtOH, ace, bz
9031	29 <i>H</i> ,31 <i>H</i> -Phthalocyanine		C ₃₂ H ₁₈ N ₈	574-93-6	514.539	grsh-bl mcl (quinoline)		550 sub			i H ₂ O, EtOH, eth; s PhNH ₂
9032	Phthalylsulphathiazole		C ₁₇ H ₁₃ N ₃ O ₅ S ₂	85-73-4	403.432		273				i H ₂ O, eth, chl; sl EtOH; s acid, alk
9033	Physostigmine		C ₁₅ H ₂₁ N ₃ O ₂	57-47-6	275.347	orth pr (eth, bz)	105.5				sl H ₂ O; s EtOH, eth, bz, chl
9034	Phytol	3,7,11,15-Tetramethyl-2-hexadecen-1-ol, [<i>R</i> -(<i>R</i> *, <i>R</i> *-(<i>E</i>))]	C ₂₀ H ₄₀ O	150-86-7	296.531	oily liq		203 ¹⁰	0.8497 ²⁵	1.4595 ²⁵	
9035	Picene	Benzo[<i>a</i>]chrysene	C ₂₂ H ₁₄	213-46-7	278.346	lf, pl (xyl, py, sub)	365(2)	519			i H ₂ O; sl EtOH, bz, chl; s con sulf
9036	Picolonic acid		C ₁₀ H ₆ N ₄ O ₅	550-74-3	264.195	ye nd (al)	116	dec			sl H ₂ O; s EtOH, eth, MeOH
9037	Picropodophyllin		C ₂₂ H ₂₂ O ₈	477-47-4	414.405	col nd (al, bz)	228				vs ace, bz, eth, EtOH
9038	Picrotoxin		C ₃₀ H ₃₄ O ₁₃	124-87-8	602.583	orth lf	203.5				vs py, EtOH
9039	Pilocarpine		C ₁₁ H ₁₆ N ₂ O ₂	92-13-7	208.257	nd	34	260 ⁵			s H ₂ O, EtOH; sl eth, bz; vs chl; i peth
9040	Pilocarpine, monohydrochloride		C ₁₁ H ₁₇ ClN ₂ O ₂	54-71-7	244.718	hyg cry	204.5				vs H ₂ O, EtOH
9041	Pilocarpine, mononitrate		C ₁₁ H ₁₇ N ₃ O ₅	148-72-1	271.270	wh pow or cry (al)	178				vs H ₂ O
9042	Pilosine		C ₁₈ H ₁₈ N ₂ O ₃	13640-28-3	286.325	nd (al)	179				
9043	Pimaric acid	Dextropimaric acid	C ₂₀ H ₃₀ O ₂	127-27-5	302.451	orth (ace) pr (al)	218.5	282 ¹⁸			vs eth, py, EtOH
9044	Pinane	2,6,6-Trimethylbicyclo[3.1.1]-heptane	C ₁₀ H ₁₈	473-55-2	138.250	oil	-53	167(5)	0.8467 ²¹	1.4605 ²¹	
9045	<i>trans</i> -2-Pinanol	Pinene hydrate	C ₁₀ H ₁₈ O	35408-04-9	154.249		60	81 ¹⁰			
9046	Pindolol		C ₁₄ H ₁₈ N ₂ O ₂	13523-86-9	248.321	cry (EtOH)	172				
9047	α-Pinene	2-Pinene	C ₁₀ H ₁₆	80-56-8	136.234	liq	-74(4)	156.3(0.5)	0.8539 ²⁵	1.4632 ²⁵	i H ₂ O; msc EtOH, eth, chl
9048	β-Pinene	Nopinene	C ₁₀ H ₁₆	127-91-3	136.234	liq	-50.0(0.2)	165.8(0.6)	0.860 ²⁵	1.4768 ²⁵	i H ₂ O; s bz, EtOH, eth, chl
9049	Piperazine	Diethylenediamine	C ₄ H ₁₀ N ₂	110-85-0	86.135	hyg pl or lf (al)	111(1)	148.63(0.05)		1.446 ¹¹³	vs H ₂ O; s EtOH, chl; i eth
9050	1-Piperazinecarboxaldehyde		C ₆ H ₁₀ N ₂ O	7755-92-2	114.145			95 ^{0.5}		1.5094 ²⁰	
9051	1,4-Piperazinediethanol		C ₈ H ₁₆ N ₂ O ₂	122-96-3	174.241		132(2)	217 ³⁰			
9052	Piperazine dihydrochloride	Diethylenediamine dihydrochloride	C ₄ H ₁₂ Cl ₂ N ₂	142-64-3	159.057						sl H ₂ O; i EtOH
9053	2,5-Piperazinedione		C ₄ H ₆ N ₂ O ₂	106-57-0	114.103	tab or pl (w)	312 dec	260 sub			sl H ₂ O, EtOH; s HCl
9054	1,4-Piperazinedipropylamine	1,4-Bis(3-aminopropyl)-piperazine	C ₁₀ H ₂₄ N ₄	7209-38-3	200.325		15	151 ²	0.973 ²⁵	1.5015 ²⁰	
9055	1-Piperazineethanamine	1-(2-Aminoethyl)piperazine	C ₆ H ₁₂ N ₄	140-31-8	129.203			225(2)	0.985 ²⁵	1.4983 ²⁰	
9056	1-Piperazineethanol		C ₆ H ₁₄ N ₂ O	103-76-4	130.187			259(6)	1.061 ²⁵	1.5065 ²⁰	
9057	1-Piperidinamine		C ₆ H ₁₂ N ₂	2213-43-6	100.162			147	0.928 ²⁵	1.4750 ²⁰	
9058	Piperidine	Azacyclohexane	C ₅ H ₁₁ N	110-89-4	85.148	liq	-11.05(0.03)	106.19(0.09)	0.8606 ²⁰	1.4530 ²⁰	msc H ₂ O, EtOH; s eth, ace, bz, chl
9059	1-Piperidinecarboxaldehyde		C ₆ H ₁₁ NO	2591-86-8	113.157	liq	-30.8	221(14)	1.0158 ²⁵	1.4805 ²⁵	msc H ₂ O, EtOH, eth, bz, chl, lig
9060	4-Piperidinecarboxamide		C ₆ H ₁₂ N ₂ O	39546-32-2	128.171		138.5				
9061	2-Piperidinecarboxylic acid, (<i>S</i>)-	<i>L</i> -Pipelic acid	C ₆ H ₁₁ NO ₂	3105-95-1	129.157	nd (MeOH/eth)	260				
9062	3-Piperidinecarboxylic acid	Nipelic acid	C ₆ H ₁₁ NO ₂	498-95-3	129.157		261 dec				vs H ₂ O
9063	4-Piperidinecarboxylic acid	Isonipelic acid	C ₆ H ₁₁ NO ₂	498-94-2	129.157	nd	336				
9064	1-Piperidineethanol		C ₇ H ₁₅ NO	3040-44-6	129.200		17.9	202	0.9703 ²⁵	1.4749 ²⁰	msc H ₂ O; vs EtOH
9065	2-Piperidineethanol	2-(2-Hydroxyethyl)piperidine	C ₇ H ₁₅ NO	1484-84-0	129.200		69	204(13)	1.01 ²⁷		vs H ₂ O
9066	4-Piperidineethanol	4-(2-Hydroxyethyl)piperidine	C ₇ H ₁₅ NO	622-26-4	129.200	syr	132.5	227.5	1.0059 ¹⁵	1.4907 ²⁰	vs H ₂ O, eth, EtOH
9067	Piperidine, hydrochloride	Piperidinium chloride	C ₅ H ₁₂ ClN	6091-44-7	121.609		142 dec				vs H ₂ O, chl
9068	4-Piperidinemethanamine	4-(Aminomethyl)piperidine	C ₆ H ₁₂ N ₂	7144-05-0	114.188		25	200		1.4900 ²⁰	
9069	2-Piperidinemethanol		C ₆ H ₁₃ NO	3433-37-2	115.173		69(3)	104 ¹⁰			sl chl
9070	3-Piperidinemethanol		C ₆ H ₁₃ NO	4606-65-9	115.173		61	106 ^{3.5}	1.0263 ²⁰	1.4964 ²⁰	sl chl
9071	1-Piperidinepropanenitrile		C ₈ H ₁₄ N ₂	3088-41-3	138.210		-6.8	145 ²⁰	0.9403 ²⁵	1.4676 ²⁵	



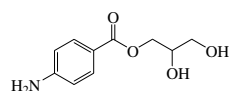
No.	Name	Synonym	Mol. Form.	CAS RN	Mol. Wt.	Physical Form	mp/°C	bp/°C	den g cm ⁻³	n _D	Solubility
9072	2-Piperidinone		C ₅ H ₉ NO	675-20-7	99.131	hyg	38.68(0.05)	260(19)			vs H ₂ O, EtOH, eth; s dil acid; i con alk
9073	2-(1-Piperidinylmethyl)- cyclohexanone	Pimeclone	C ₁₂ H ₂₁ NO	534-84-9	195.301			119 ¹⁴			
9074	1-(2-Piperidinyl)-2-propanone, (±)-		C ₈ H ₁₃ NO	539-00-4	141.211	oil		91 ¹⁴	0.9624 ²⁰	1.4683 ²⁰	vs EtOH, chl
9075	3-(2-Piperidinyl)pyridine, (S)-	Anabasine	C ₁₀ H ₁₄ N ₂	494-52-0	162.231	liq	9	276(29)	1.0455 ²⁰	1.5430 ²⁰	msc H ₂ O; s EtOH, eth, bz
9076	Piperine		C ₁₇ H ₁₉ NO ₃	94-62-2	285.338	pr (AcOEt) pl or mcl pr (al), cry	130(2)				i H ₂ O; s EtOH, bz, py; sl eth; vs chl
9077	Piperonyl butoxide		C ₁₈ H ₃₀ O ₅	51-03-6	338.438			180 ¹	1.05 ²⁵		
9078	Piperonyl sulfoxide	Isosafrole octyl sulfoxide	C ₁₈ H ₂₈ O ₂ S	120-62-7	324.478	ye-br liq				1.530 ²⁵	sl H ₂ O; misc os
9079	Pipobroman		C ₁₀ H ₁₆ Br ₂ N ₂ O ₂	54-91-1	356.054		106				
9080	Piprotal	Tropital	C ₂₄ H ₄₀ O ₈	5281-13-0	456.570	liq		215 ^{0.04}			
9081	Pirimicarb		C ₁₁ H ₁₈ N ₄ O ₂	23103-98-2	238.287		90.5				
9082	Pirimiphos-ethyl		C ₁₃ H ₂₄ N ₄ O ₃ PS	23505-41-1	333.387			>130 dec	1.14 ²⁰		
9083	Pirimiphos-methyl		C ₁₁ H ₂₀ N ₄ O ₃ PS	29232-93-7	305.334		15	dec	1.17 ²⁰		
9084	Pithecolobine		C ₂₂ H ₃₆ N ₄ O ₂	22368-82-7	398.626	cry	68	230 ^{0.007}			s H ₂ O, chl, eth, EtOH, peth
9085	2-Pivaloyl-1,3-indandione	Pindone	C ₁₄ H ₁₄ O ₃	83-26-1	230.259	ye cry	109.7(0.3)				
9086	Plasmocid		C ₁₇ H ₂₅ N ₃ O	551-01-9	287.400			182 ^{1.0}	1.0569 ²⁴	1.5853 ²⁴	
9087	Plumericin		C ₁₆ H ₁₄ O ₆	77-16-7	290.268						s chl
9088	Podophyllotoxin		C ₂₂ H ₂₂ O ₈	518-28-5	414.405		183				sl H ₂ O; vs EtOH; i eth; s ace, bz, HOAc
9089	Polythiazide		C ₁₁ H ₁₂ ClF ₂ N ₆ O ₂ S ₃	346-18-9	439.882		214				
9090	Ponceau 3R	C.I. Food Red 6	C ₁₈ H ₁₆ N ₄ Na ₂ O ₇ S ₂	3564-09-8	494.449	dk red pow					s H ₂ O; sl EtOH
9091	Populin		C ₂₀ H ₂₂ O ₈	99-17-2	390.384	nd (w+2), pr (al)	180				
9092	21H,23H-Porphine		C ₂₀ H ₁₄ N ₄	101-60-0	310.352	red or oran lf (chl- MeOH)	360	300 sub	1.336 ²⁵		i H ₂ O, eth, ace, bz; sl EtOH; s diox
9093	Potassium benzoate		C ₇ H ₅ KO ₂	582-25-2	160.212	hyg cry					
9094	Potassium dichloroisocyan- urate	Troclosene potassium urate	C ₃ Cl ₂ KN ₃ O ₃	2244-21-5	236.054	hyg cry	250 dec				
9095	Potassium D-gluconate		C ₆ H ₁₁ KO ₇	299-27-4	234.245	ye-wh cry	183 dec				vs H ₂ O; i EtOH, eth, bz, chl
9096	Potassium <i>trans,trans</i> -2,4- hexadienoate	Potassium sorbate	C ₆ H ₇ KO ₂	24634-61-5	150.217		>270 dec		1.361 ²⁵		vs H ₂ O; s EtOH
9097	Potassium hydrogen phthalate	Potassium biphthalate	C ₈ H ₅ KO ₄	877-24-7	204.222				1.636 ²⁵		s H ₂ O; sl EtOH
9098	Potassium <i>cis</i> -9-octadeceno- ate	Potassium oleate	C ₁₈ H ₃₃ KO ₂	143-18-0	320.552	ye-br solid					s H ₂ O, EtOH
9099	Prazosin		C ₁₉ H ₂₁ N ₅ O ₄	19216-56-9	383.402	cry	279				
9100	Prednisolone		C ₂₁ H ₂₈ O ₅	50-24-8	360.444		235				
9101	5α-Pregnane	Allopregnane	C ₂₁ H ₃₆	641-85-0	288.511		84.5				
9102	5β-Pregnane	17β-Ethyletiocholane	C ₂₁ H ₃₆	481-26-5	288.511	mcl sc or pl (MeOH)	83.5		1.032 ¹⁵		i H ₂ O; s chl, MeOH
9103	5α-Pregnane-3α,20α-diol	Allopregnane-3α,20α-diol	C ₂₁ H ₃₆ O ₂	566-58-5	320.510	cry (MeOH)	244				
9104	5β-Pregnane-3α,20S-diol	Pregnanediol	C ₂₁ H ₃₆ O ₂	80-92-2	320.510	pl (ace)	243.5		1.15 ²⁵		sl EtOH, eth; s ace
9105	5α-Pregnane-3,20-dione	3,20-Allopregnanedione	C ₂₁ H ₃₂ O ₂	566-65-4	316.478	cry	200				
9106	5β-Pregnane-3,20-dione		C ₂₁ H ₃₂ O ₂	128-23-4	316.478	nd (dil al) cry (dil ace)	123				i H ₂ O; vs EtOH; s eth, ace
9107	5-Pregnane-3,17,21-triol-20- one	3,17,21-Trihydroxypregnan- 20-one, (3α,5β)	C ₂₁ H ₃₄ O ₄	68-60-0	350.493	cry (EtOAc)	226				
9108	Pregnan-3α-ol-20-one	3-Hydroxypregnan-20-one, (3α,5β)	C ₂₁ H ₃₄ O ₂	128-20-1	318.494	nd (bz), cry (dil al)	149.5				vs EtOH
9109	Pregnenolone		C ₂₁ H ₃₂ O ₂	145-13-1	316.478	nd (dil al)	192				
9110	Prenoxdiazine hydrochloride		C ₂₃ H ₂₈ ClN ₄ O	982-43-4	397.940		186.5				
9111	Prephenic acid		C ₁₀ H ₁₀ O ₆	126-49-8	226.182	free acid unstab					
9112	Pridinol	1,1-Diphenyl-3-(1-piperidinyl)- 1-propanol	C ₂₀ H ₂₅ NO	511-45-5	295.419	cry	120				s ace
9113	Prilocaine	<i>N</i> -(2-Methylphenyl)-2-(propylamino)propanamide	C ₁₃ H ₂₀ N ₂ O	721-50-6	220.310	nd	38	160 ¹		1.5299 ²⁰	
9114	Procainamide	4-Amino- <i>N</i> -[2-(diethylamino)- ethyl]benzamide	C ₁₃ H ₂₁ N ₃ O	51-06-9	235.325		47	212 ²			

9072
2-Piperidinone9073
2-(1-(Piperidinylmethyl)cyclohexanone9074
1-(2-Piperidinyl)-2-propanone, (±)-9075
3-(2-Piperidinyl)pyridine, (S)-9076
Piperine9077
Piperonyl butoxide9078
Piperonyl sulfoxide9079
Pipobroman9080
Piprotal9081
Pirimicarb9082
Pirimiphos-ethyl9083
Pirimiphos-methyl9084
Pithecolobine9085
2-Pivaloyl-1,3-indandione9086
Plasmocid9087
Plumericin9088
Podophyllotoxin9089
Polythiazide9090
Ponceau 3R9091
Populin9092
21H,23H-Porphine9093
Potassium benzoate9094
Potassium dichloroisocyanurate9095
Potassium D-glucuronate9096
Potassium trans,trans-2,4-hexadienoate9097
Potassium hydrogen phthalate9098
Potassium cis-9-octadecenoate9099
Prazosin9100
Prednisolone9101
5α-Pregnane9102
5β-Pregnane9103
5α-Pregnane-3α,20α-diol9104
5β-Pregnane-3α,20S-diol9105
5α-Pregnane-3,20-dione9106
5β-Pregnane-3,20-dione9107
5-Pregnane-3,17,21-triol-20-one9108
Pregnane-3α-ol-20-one9109
Pregnenolone9110
Prenoxiazine hydrochloride9111
Prephenic acid9112
Pridinol9113
Prilocaine9114
Procainamide

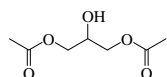
No.	Name	Synonym	Mol. Form.	CAS RN	Mol. Wt.	Physical Form	mp/°C	bp/°C	den g cm ⁻³	n _D	Solubility
9115	Procainamide hydrochloride		C ₁₃ H ₂₂ ClN ₂ O	614-39-1	271.786		166				vs H ₂ O; s EtOH; i eth, bz; sl chl
9116	Procarbazine hydrochloride		C ₁₂ H ₂₀ ClN ₂ O	366-70-1	257.759	cry (MeOH)	225				
9117	Prochlorperazine		C ₂₀ H ₂₄ ClN ₃ S	58-38-8	373.943		228				
9118	Procymidone		C ₁₃ H ₁₁ Cl ₂ N ₂ O	32809-16-8	284.138		165.2(0.5)		1.452 ²⁵		
9119	Prodiamine		C ₁₃ H ₁₇ F ₃ N ₄ O ₄	29091-21-2	350.294		124		1.47 ²⁵		
9120	Profenofos		C ₁₁ H ₁₅ BrClO ₃ PS	41198-08-7	373.631			110 ^{0.001}	1.455 ²⁰		
9121	Profluralin		C ₁₄ H ₁₈ F ₃ N ₂ O ₄	26399-36-0	347.290		34.8(0.5)				
9122	Progesterone	Pregn-4-ene-3,20-dione	C ₂₁ H ₃₀ O ₂	57-83-0	314.462	pr	131.0(0.3)		1.166 ²³		i H ₂ O; s EtOH, diox, ace
9123	DL-Proline		C ₅ H ₉ NO ₂	609-36-9	115.131	hyg nd (al-eth) cry (+w)	205 dec				vs H ₂ O, EtOH
9124	L-Proline	2-Pyrrolidinecarboxylic acid	C ₅ H ₉ NO ₂	147-85-3	115.131	nd (al-eth) pr (w)	221 dec				vs H ₂ O; sl EtOH, ace, bz; i eth, PrOH
9125	Promazine		C ₁₇ H ₂₀ N ₂ S	58-40-2	284.419			206 ^{0.3}			
9126	Promecarb	Phenol, 3-methyl-5-(1-methylethyl)-, methylcarbamate	C ₁₂ H ₁₇ NO ₂	2631-37-0	207.269		89.3(0.5)	117 ^{0.01}			
9127	Promethazine	N,N,α-Trimethyl-10H-phenothiazine-10-ethanamine	C ₁₇ H ₂₀ N ₂ S	60-87-7	284.419		60	191 ^{0.5}			i H ₂ O; vs dil HCl
9128	Promethazine hydrochloride	Diprazin	C ₁₇ H ₂₁ ClN ₂ S	58-33-3	320.880		231				vs H ₂ O, EtOH, chl
9129	Prometone		C ₁₀ H ₁₃ N ₃ O	1610-18-0	225.291	solid	91.4(0.3)				
9130	Prometryn	N,N-Diisopropyl-6-(methylthio)-1,3,5-triazine-2,4-diamine	C ₁₀ H ₁₃ N ₃ S	7287-19-6	241.357		121(1)		1.157 ²⁰		
9131	Propachlor	Acetamide, 2-chloro-N-(1-methylethyl)-N-phenyl-	C ₁₁ H ₁₄ ClNO	1918-16-7	211.688		78(1)	110 ^{0.03}	1.242 ²⁵		
9132	Propanal	Propionaldehyde	C ₃ H ₆ O	123-38-6	58.079	liq	-80	48.0(0.2)	0.8657 ²⁵	1.3636 ²⁰	s H ₂ O; msc EtOH, eth
9133	Propanal oxime		C ₃ H ₇ NO	627-39-4	73.094		40	132(7)	0.9258 ²⁰	1.4287 ²⁰	
9134	Propanamide	Propionamide	C ₃ H ₇ NO	79-05-0	73.094	rhomb, pl (bz)	79.9(0.7)	213	0.9262 ¹¹⁰	1.4180 ¹¹⁰	vs H ₂ O, EtOH, eth, chl
9135	Propane	LPG	C ₃ H ₈	74-98-6	44.096	col gas	-187.75(0.05)	-42.11(0.09)	0.493 ²⁵ (p>1 atm)		s H ₂ O, EtOH; vs eth, bz; sl ace
9136	Propanediamide		C ₃ H ₈ N ₂ O ₂	108-13-4	102.092	mcl pr(w)	170(1)				s H ₂ O; i EtOH, eth, bz; sl DMSO
9137	1,2-Propanediamine, (±)-	Propylenediamine	C ₃ H ₁₀ N ₂	10424-38-1	74.124	hyg		118(1)	0.878 ¹⁵	1.4460 ²⁰	vs H ₂ O; i eth; vs chl
9138	1,3-Propanediamine	1,3-Diaminopropane	C ₃ H ₁₀ N ₂	109-76-2	74.124	liq	-10.9(0.3)	139.2(0.7)	0.884 ²⁵	1.4600 ²⁰	s H ₂ O; msc EtOH, eth
9139	1,2-Propanediol diacetate		C ₇ H ₁₂ O ₄	623-84-7	160.168			187(15)	1.059 ²⁰	1.4173 ²⁰	vs H ₂ O; s EtOH, eth
9140	1,3-Propanediol diacetate		C ₇ H ₁₂ O ₄	628-66-0	160.168			209.5	1.070 ¹⁴	1.4192	vs H ₂ O; s EtOH
9141	1,2-Propanediol 1-methacrylate	2-Hydroxypropyl methacrylate	C ₇ H ₁₂ O ₃	923-26-2	144.168			90 ⁹	1.066 ²⁵	1.4458 ²⁰	
9142	1,2-Propanedione	Pyruvaldehyde	C ₃ H ₄ O ₂	78-98-8	72.063	ye hyg liq		72(15)	1.0455 ²⁰	1.4002 ¹⁸	s EtOH, eth, bz
9143	Propanediol dichloride		C ₃ H ₂ Cl ₂ O ₂	1663-67-8	140.953			57 ²⁸	1.4509 ²⁰	1.4639 ²⁰	s eth, AcOEt
9144	1,2-Propanedithiol		C ₃ H ₆ S ₂	814-67-5	108.226			164(10)	1.08 ²⁰	1.532 ²⁰	s chl
9145	1,3-Propanedithiol	Trimethylene dimercaptan	C ₃ H ₆ S ₂	109-80-8	108.226	liq	-79	172.9	1.0772 ²⁰	1.5392 ²⁰	sl H ₂ O, ctc; msc EtOH, eth, bz
9146	2,2'-[1,3-Propanediylbis-(nitrilomethylidene)]bisphenol	Disalicylidene-1,3-propanediamine	C ₁₇ H ₁₈ N ₂ O ₂	120-70-7	282.337		54.3				
9147	Propanenitrile	Ethyl cyanide	C ₃ H ₅ N	107-12-0	55.079	liq	-93(1)	97.3(0.4)	0.7818 ²⁰	1.3655 ²⁰	vs H ₂ O; s EtOH, eth, ace, bz, ctc
9148	1-Propanesulfonic acid		C ₃ H ₆ O ₃ S	5284-66-2	124.159		8	136 ¹	1.2516 ²⁵		
9149	1-Propanesulfonyl chloride		C ₃ H ₇ ClO ₂ S	10147-36-1	142.605			204(9)	1.267 ²⁰	1.452 ²⁰	
9150	1,3-Propane sultone	1,2-Oxathiolane, 2,2-dioxide	C ₃ H ₆ O ₃ S	1120-71-4	122.143						s chl
9151	1-Propanethiol	Propyl mercaptan	C ₃ H ₈ S	107-03-9	76.161	liq	-113.12(0.07)	67.7(0.1)	0.8411 ²⁰	1.4380 ²⁰	sl H ₂ O; s EtOH, eth, ace, bz
9152	2-Propanethiol	Isopropyl mercaptan	C ₃ H ₈ S	75-33-2	76.161	liq	-130.50(0.05)	52.6(0.3)	0.8143 ²⁰	1.4255 ²⁰	sl H ₂ O; msc EtOH, eth; vs ace; s chl
9153	1,2,3-Propanetriamine	1,2,3-Triaminopropane	C ₃ H ₁₁ N ₃	21291-99-6	89.139	visc oil		190			s H ₂ O
9154	1,2,3-Propanetricarboxylic acid	Tricarballic acid	C ₆ H ₆ O ₆	99-14-9	176.124	orth (eth)	166				vs H ₂ O, EtOH; sl eth
9155	1,2,3-Propanetriol-1-acetate	Glycerol 1-acetate	C ₅ H ₁₀ O ₄	106-61-6	134.131			158 ¹⁶⁵	1.2060 ²⁰	1.4157 ²⁰	vs H ₂ O, EtOH



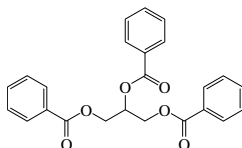
No.	Name	Synonym	Mol. Form.	CAS RN	Mol. Wt.	Physical Form	mp/°C	bp/°C	den g cm ⁻³	n _D	Solubility
9156	1,2,3-Propanetriol 1-(4-aminobenzoate)	Glyceryl <i>p</i> -aminobenzoate	C ₁₀ H ₁₃ NO ₄	136-44-7	211.215						i H ₂ O; s EtOH
9157	1,2,3-Propanetriol-1,3-diacetate	1,3-Diacetin	C ₇ H ₁₂ O ₅	105-70-4	176.167	hyg liq		260(7)	1.179 ¹⁵	1.4395 ²⁰	vs H ₂ O, EtOH; sl eth; i CS ₂
9158	1,2,3-Propanetriol tribenzoate	1,2,3-Propanetriyl benzoate	C ₂₄ H ₂₀ O ₆	614-33-5	404.412	nd (MeOH)	76(3)		1.228 ¹²		i H ₂ O; s EtOH; vs eth, ace, bz, chl
9159	1,2,3-Propanetriol tripropanoate	1,2,3-Propanetriyl propanoate	C ₁₂ H ₂₀ O ₆	139-45-7	260.283			175 ²⁰	1.108 ¹⁵	1.4318 ¹⁹	i H ₂ O; s EtOH, chl; vs eth
9160	1,2,3-Propanetriyl hexanoate	Glycerol trihexanoate	C ₂₁ H ₃₆ O ₆	621-70-5	386.523		-60	373.1(0.9)	0.9867 ²⁰	1.4427 ²⁰	i H ₂ O; msc EtOH, eth, bz; vs ace
9161	1,2,3-Propanetriyl octanoate	Glycerol trioctanoate	C ₂₇ H ₅₀ O ₆	538-23-8	470.682		9.6(0.6)	447(23)	0.9540 ²⁰	1.4482 ²⁰	i H ₂ O; msc EtOH; vs eth, bz, chl, lig
9162	Propanidid		C ₁₈ H ₂₇ NO ₅	1421-14-3	337.411			211 ^{0.7}			i H ₂ O; s EtOH, chl
9163	Propanil	Propanamide, <i>N</i> -(3,4-dichlorophenyl)-	C ₉ H ₅ Cl ₂ NO	709-98-8	218.079		91.3(0.3)		1.25 ²⁵		
9164	Propanoic acid	Propionic acid	C ₃ H ₆ O ₂	79-09-4	74.079	liq	-20.5(0.5)	141.5(0.2)	0.9882 ²⁵	1.3809 ²⁰	msc H ₂ O, EtOH; s eth; sl chl
9165	Propanoic anhydride	Propionic anhydride	C ₆ H ₁₀ O ₃	123-62-6	130.141	liq	-45.0(0.5)	168(1)	1.0110 ²⁰	1.4038 ²⁰	msc eth; sl ctc
9166	1-Propanol	Propyl alcohol	C ₃ H ₈ O	71-23-8	60.095	liq	-124.39(0.02)	97.04(0.09)	0.7997 ²⁵	1.3850 ²⁰	msc H ₂ O, EtOH, eth; s ace, chl; vs bz
9167	2-Propanol	Isopropyl alcohol	C ₃ H ₈ O	67-63-0	60.095	liq	-87.91(0.04)	82.21(0.09)	0.7809 ²⁵	1.3776 ²⁰	msc H ₂ O, EtOH, eth; s ace, chl; vs bz
9168	2-Propanone oxime	Acetoxime	C ₃ H ₇ NO	127-06-0	73.094	pr (al)	61	133(7)	0.9113 ⁶²	1.4156 ²⁰	s H ₂ O, EtOH, eth, chl, lig
9169	2-Propanone phenylhydrazone	Acetone, phenylhydrazone	C ₉ H ₁₂ N ₂	103-02-6	148.204	orth	42	163 ²⁰			s EtOH, eth, dil acid
9170	Propanoyl chloride	Propionyl chloride	C ₃ H ₅ ClO	79-03-8	92.524	liq	-94.0(0.4)	80(4)	1.0646 ²⁰	1.4032 ²⁰	s eth
9171	Propanoyl fluoride	Propionyl fluoride	C ₃ H ₅ FO	430-71-7	76.069			44	0.972 ¹⁵	1.329 ¹³	
9172	Propantheline bromide		C ₂₃ H ₃₀ BrNO ₃	50-34-0	448.393	cry	160				vs H ₂ O, EtOH, chl; i eth, bz
9173	Propargite		C ₁₃ H ₂₆ O ₄ S	2312-35-8	350.472				1.10 ²⁵		
9174	Propargyl acetate		C ₅ H ₆ O ₂	627-09-8	98.101			124(5)	0.9982 ²⁰	1.4187 ²⁰	sl H ₂ O; s EtOH, eth
9175	Propargyl alcohol	3-Hydroxy-1-propyne	C ₃ H ₄ O	107-19-7	56.063	liq	-51.8(0.4)	113(3)	0.9478 ²⁰	1.4322 ²⁰	s H ₂ O, chl; msc EtOH, eth
9176	Propatyl nitrate	2-Ethyl-2-[(nitrooxy)methyl]-1,3-propanediol, dinitrate	C ₆ H ₁₁ N ₂ O ₉	2921-92-8	269.166	wh pow	52		1.49		i H ₂ O; s EtOH, ace
9177	Propazine	6-Chloro- <i>N,N</i> -diisopropyl-1,3,5-triazine-2,4-diamine	C ₉ H ₁₆ ClN ₅	139-40-2	229.710		217(1)		1.162 ²⁰		
9178	Propene	Propylene	C ₃ H ₆	115-07-1	42.080	col gas	-185.30(0.02)	-47.6(0.1)	0.505 ²⁵ (<i>p</i> >1 atm)	1.3567 ⁻⁷⁰	sl H ₂ O; vs EtOH, HOAc
9179	<i>trans</i> -1-Propene-1,2-dicarboxylic acid	Mesaconic acid	C ₅ H ₆ O ₄	498-24-8	130.100	orth nd or mcl pr (eth)	204.5	sub	1.466 ²⁰		sl H ₂ O, bz, CS ₂ ; vs EtOH; s eth, tfa
9180	1-Propene-2,3-dicarboxylic acid	Itaconic acid	C ₅ H ₆ O ₄	97-65-4	130.100	rhomb (bz)	165.7(0.9)	dec	1.632 ²⁵		s H ₂ O, EtOH, ace; sl eth, bz, peth
9181	2-Propene-1-thiol		C ₃ H ₆ S	870-23-5	74.145			65	0.925 ²³	1.4832 ²⁰	i H ₂ O; msc EtOH, eth; s chl
9182	<i>cis</i> -1-Propene-1,2,3-tricarboxylic acid	<i>cis</i> -Aconitic acid	C ₆ H ₆ O ₆	585-84-2	174.108	nd (w)	125				s H ₂ O; sl eth
9183	<i>trans</i> -1-Propene-1,2,3-tricarboxylic acid	<i>trans</i> -Aconitic acid	C ₆ H ₆ O ₆	4023-65-8	174.108	lf (w) nd (w, eth)	182.6(0.3)				vs H ₂ O, EtOH
9184	1-Propen-1-one	Methylketene	C ₃ H ₄ O	6004-44-0	56.063	col gas	-80	-23			vs eth
9185	2-Propenoyl chloride	Acrylic acid chloride	C ₃ H ₃ ClO	814-68-6	90.508			75.5	1.1136 ²⁰	1.4343 ²⁰	vs chl
9186	<i>cis</i> -1-Propenylbenzene		C ₉ H ₁₀	766-90-5	118.175	liq	-61.7(0.3)	169(4)	0.9088 ²⁰	1.5420 ²⁰	i H ₂ O; msc EtOH, eth, ace, bz, peth, ctc
9187	<i>trans</i> -1-Propenylbenzene		C ₉ H ₁₀	873-66-5	118.175	liq	-29.6(0.7)	179(2)	0.9023 ²⁵	1.5506 ²⁰	i H ₂ O; msc EtOH, eth, ace, bz
9188	<i>trans</i> -5-(1-Propenyl)-1,3-benzodioxole		C ₁₀ H ₁₀ O ₂	4043-71-4	162.185		6.8	253	1.1224 ²⁰	1.5782 ²⁰	i H ₂ O; msc EtOH, eth; vs ace; s chl
9189	4-(1-Propenyl)phenol	<i>p</i> -Anol	C ₉ H ₁₀ O	539-12-8	134.174	lf	94	250 dec			sl H ₂ O; vs DMF



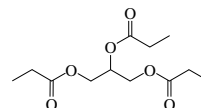
9156
1,2,3-Propanetriol 1-(4-aminobenzoate)



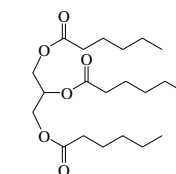
9157
1,2,3-Propanetriol-1,3-diacetate



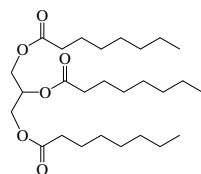
9158
1,2,3-Propanetriol tribenzoate



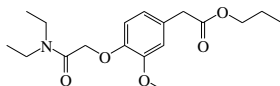
9159
1,2,3-Propanetriol tripropanoate



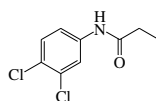
9160
1,2,3-Propanetriyl hexanoate



9161
1,2,3-Propanetriyl octanoate



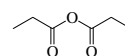
9162
Propanidid



9163
Propanil



9164
Propanoic acid



9165
Propanoic anhydride



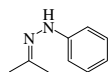
9166
1-Propanol



9167
2-Propanol



9168
2-Propanone oxime



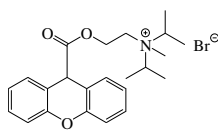
9169
2-Propanone phenylhydrazone



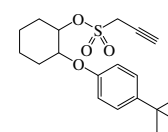
9170
Propanoyl chloride



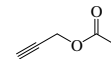
9171
Propanoyl fluoride



9172
Propantheline bromide



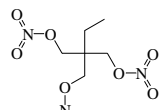
9173
Propargite



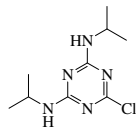
9174
Propargyl acetate



9175
Propargyl alcohol



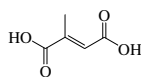
9176
Propatyl nitrate



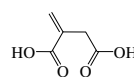
9177
Propazine



9178
Propene



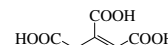
9179
trans-1-Propene-1,2-dicarboxylic acid



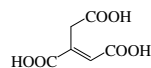
9180
1-Propene-2,3-dicarboxylic acid



9181
2-Propene-1-thiol



9182
cis-1-Propene-1,2,3-tricarboxylic acid



9183
trans-1-Propene-1,2,3-tricarboxylic acid



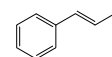
9184
1-Propen-1-one



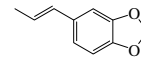
9185
2-Propenoyl chloride



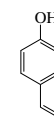
9186
cis-1-Propenylbenzene



9187
trans-1-Propenylbenzene


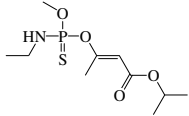
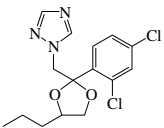
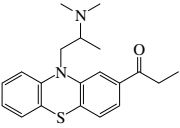
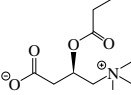
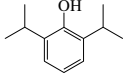
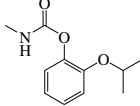
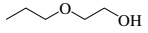
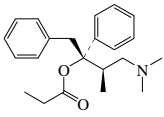
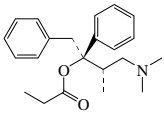
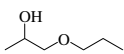
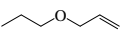
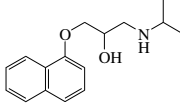
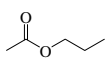
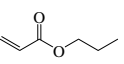

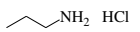
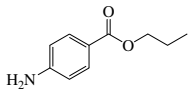
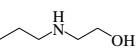
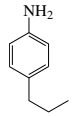


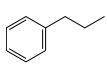
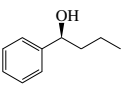
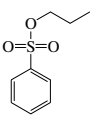
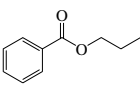
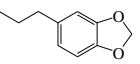
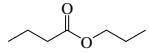
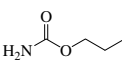
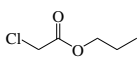
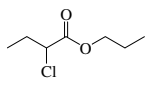
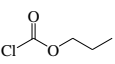
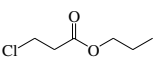
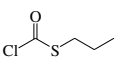
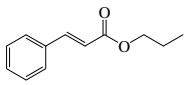
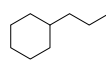

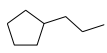



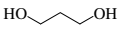



9188
trans-5-(1-Propenyl)-1,3-benzodioxole






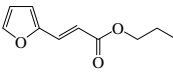
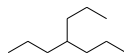
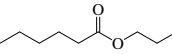

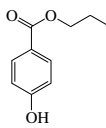
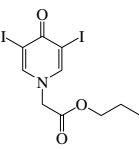
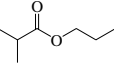
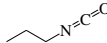
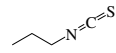
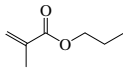
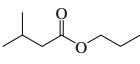
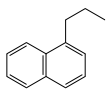
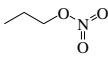
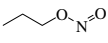
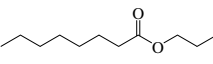
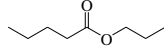
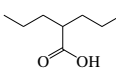
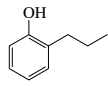
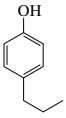

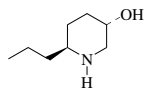
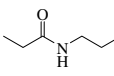
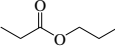



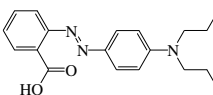
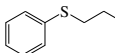
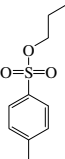
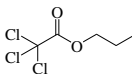
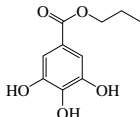
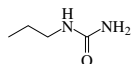








9189
4-(1-Propenyl)phenol

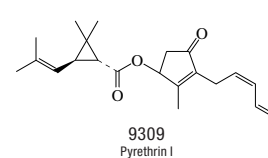
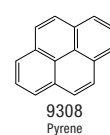
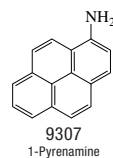
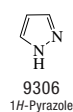
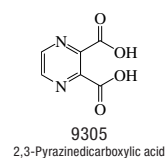
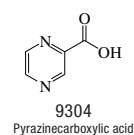
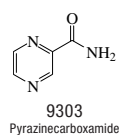
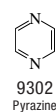
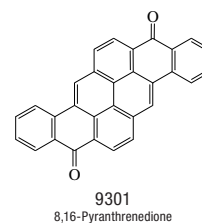
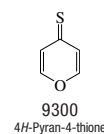
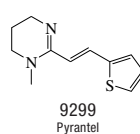
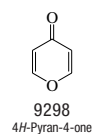
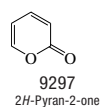
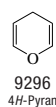
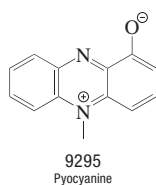
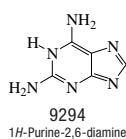
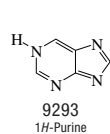
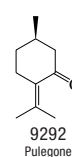
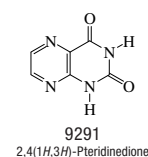
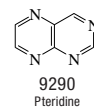
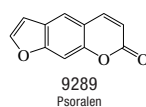
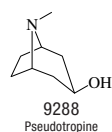
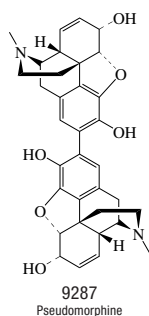
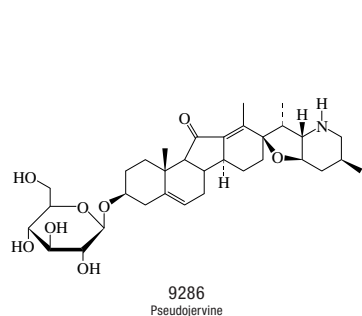
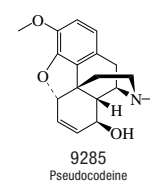
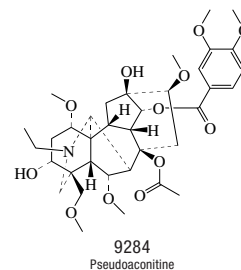
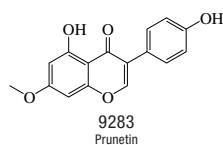
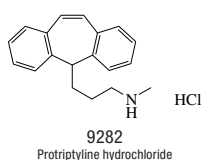
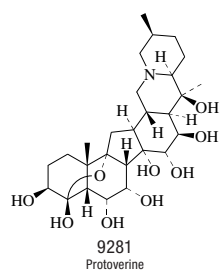
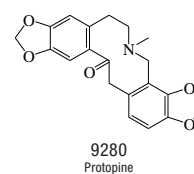
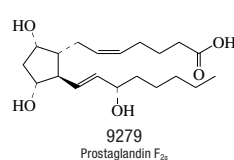
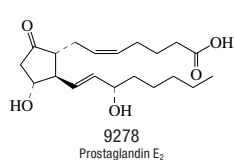
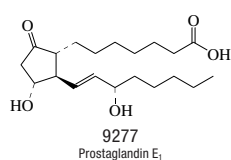
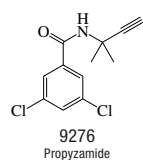
No.	Name	Synonym	Mol. Form.	CAS RN	Mol. Wt.	Physical Form	mp/°C	bp/°C	den g cm ⁻³	n _D	Solubility
9190	2-(1-Propenyl)piperidine	β-Coniceine	C ₈ H ₁₅ N	538-90-9	125.212		8	168	0.8716 ¹⁵		
9191	Propetamphos		C ₁₀ H ₂₀ NO ₄ PS	31218-83-4	281.309			88 ^{0.005}	1.1294 ²⁰		
9192	Propiconazole		C ₁₈ H ₁₇ Cl ₂ N ₃ O ₂	60207-90-1	342.221			180 ^{0.1}	1.27 ²⁰		
9193	Propiomazine		C ₂₀ H ₂₄ N ₂ OS	362-29-8	340.482			240 ^{0.5}			
9194	Propionyl- <i>L</i> -carnitine	Carnitine, <i>O</i> -propanoyl	C ₁₀ H ₁₉ NO ₄	20064-19-1	217.263	hyg pr (2-PrOH)	147 dec				
9195	Propofol		C ₁₂ H ₁₈ O	2078-54-8	178.270		18(1)	247(8)	0.955 ²⁰	1.5140 ²⁰	
9196	Propoxur	Phenol, 2-(1-methylethoxy)-, methylcarbamate	C ₁₁ H ₁₅ NO ₃	114-26-1	209.242		90.5(0.5)	dec	1.12 ²⁰		
9197	2-Propoxyethanol	Ethylene glycol monopropyl ether	C ₅ H ₁₂ O ₂	2807-30-9	104.148			152(3)	0.9112 ²⁰	1.4133 ²⁰	s H ₂ O; vs EtOH, eth
9198	<i>D</i> -Propoxyphene	Dextropropoxyphene	C ₂₂ H ₂₈ NO ₂	469-62-5	339.471	cry (peth)	75.5				
9199	<i>L</i> -Propoxyphene	Levopropoxyphene	C ₂₂ H ₂₈ NO ₂	2338-37-6	339.471	cry (peth)	75.5				
9200	1-Propoxy-2-propanol	1,2-Propylene glycol 1-propyl ether	C ₆ H ₁₄ O ₂	1569-01-3	118.174			150.2(0.7)	0.8886 ²⁰	1.4130 ²⁰	
9201	3-Propoxy-1-propene		C ₆ H ₁₂ O	1471-03-0	100.158			91	0.7764 ²⁰	1.3919 ²⁰	vs ace, eth, EtOH
9202	Propranolol		C ₁₆ H ₂₁ NO ₂	525-66-6	259.344	cry (cyhex)	96				
9203	Propyl acetate		C ₅ H ₁₀ O ₂	109-60-4	102.132	liq	-93(2)	101.0(0.2)	0.8820 ²⁵	1.3828 ²⁵	sl H ₂ O; msc EtOH, eth; s ctc
9204	Propyl acrylate	2-Propenoic acid, propyl ester	C ₆ H ₁₀ O ₂	925-60-0	114.142			121(6)			
9205	Propylamine	1-Propanamine	C ₃ H ₉ N	107-10-8	59.110	liq	-84.78(0.04)	47.21(0.08)	0.7173 ²⁰	1.3870 ²⁰	msc H ₂ O; vs EtOH, ace; s bz, chl; sl ctc
9206	Propylamine hydrochloride	1-Propanamine hydrochloride	C ₃ H ₁₀ ClN	556-53-6	95.571		163.5				s DMSO
9207	Propyl 4-aminobenzoate	Risocaine	C ₁₀ H ₁₃ NO ₂	94-12-2	179.216	pr	73.1(0.7)				vs bz, eth, EtOH, chl
9208	2-(Propylamino)ethanol		C ₅ H ₁₃ NO	16369-21-4	103.163			183(13)	0.9005 ²⁰	1.4428 ²⁰	
9209	4-Propylaniline		C ₉ H ₁₁ N	2696-84-6	135.206			229(14)			
9210	<i>N</i> -Propylaniline		C ₉ H ₁₁ N	622-80-0	135.206			220(3)	0.9443 ²⁰	1.5428 ²⁰	vs eth, EtOH
9211	Propylarsonic acid	1-Propanearsonic acid	C ₃ H ₅ AsO ₃	107-34-6	168.023	nd (al), pl (w)	134.5				vs H ₂ O, EtOH; i eth
9212	Propylbenzene	Isocumene	C ₉ H ₁₂	103-65-1	120.191	liq	-99.52(0.05)	159.2(0.5)	0.8593 ²⁵	1.4895 ²⁵	i H ₂ O; msc EtOH, eth, ace, bz, peth, ctc
9213	α-Propylbenzenemethanol, (<i>R</i>)-		C ₁₀ H ₁₄ O	22144-60-1	150.217		16	232	0.9740 ²⁰	1.5139 ²⁰	vs eth, EtOH
9214	Propyl benzenesulfonate		C ₉ H ₁₂ O ₃ S	80-42-2	200.254			162 ¹⁵	1.1804 ¹⁷	1.5035 ²⁵	sl H ₂ O; s EtOH; vs eth, chl
9215	Propyl benzoate	Propyl benzenecarboxylate	C ₁₀ H ₁₂ O ₂	2315-68-6	164.201	liq	-51.6	231(2)	1.0230 ²⁰	1.5000 ²⁰	i H ₂ O; msc EtOH, eth
9216	5-Propyl-1,3-benzodioxole	Dihydrosafrole	C ₁₀ H ₁₂ O ₂	94-58-6	164.201			228			s ctc
9217	Propyl butanoate		C ₇ H ₁₄ O ₂	105-66-8	130.185	liq	-95.2(0.5)	144(2)	0.8730 ²⁰	1.4001 ²⁰	sl H ₂ O; msc EtOH, eth
9218	Propyl carbamate		C ₄ H ₉ NO ₂	627-12-3	103.120	pr	60	196			vs ace, eth, EtOH
9219	Propyl chloroacetate		C ₅ H ₉ ClO ₂	5396-24-7	136.577			160(6)	1.104 ²⁰	1.4261 ²⁰	vs eth
9220	Propyl 2-chlorobutanoate		C ₇ H ₁₃ ClO ₂	62108-71-8	164.630			183	1.0252 ²⁰		
9221	Propyl chlorocarbonate		C ₄ H ₇ ClO ₂	109-61-5	122.551			111(2)	1.0901 ²⁰	1.4035 ²⁰	msc EtOH, eth
9222	Propyl 3-chloropropanoate		C ₆ H ₁₁ ClO ₂	62108-66-1	150.603			180	1.0656 ²⁰	1.4290 ²⁰	vs eth, EtOH
9223	<i>S</i> -Propyl chlorothioformate	<i>S</i> -Propyl carbonochloridothioate	C ₄ H ₇ ClOS	13889-92-4	138.616	liq		59 ²⁶			
9224	Propyl <i>trans</i> -cinnamate	Propyl <i>trans</i> -3-phenyl-2-propenoate	C ₁₂ H ₁₄ O ₂	74513-58-9	190.238			285	1.0433 ⁰		i H ₂ O
9225	Propylcyclohexane		C ₉ H ₁₈	1678-92-8	126.239	liq	-94.86(0.05)	156.7(0.3)	0.7936 ²⁰	1.4370 ²⁰	i H ₂ O; msc EtOH, ace, ctc; s eth, bz
9226	2-Propylcyclohexanone		C ₉ H ₁₆ O	94-65-5	140.222			197	0.927 ²⁰	1.4538 ²⁰	i H ₂ O; s EtOH, ace; vs eth, bz
9227	Propylcyclopentane		C ₈ H ₁₆	2040-96-2	112.213	liq	-117.34(0.06)	130.9(0.8)	0.7763 ²⁰	1.4266 ²⁰	i H ₂ O; msc EtOH, eth, ace; s bz; vs ctc
9228	1-Propylcyclopentanol		C ₈ H ₁₆ O	1604-02-0	128.212	liq	-37.5	171(9)	0.9040 ²⁵	1.4502 ²⁵	
9229	Propylene carbonate	4-Methyl-1,3-dioxolan-2-one	C ₄ H ₆ O ₃	108-32-7	102.089	liq	-48.8	241.6(0.7)	1.2047 ²⁰	1.4189 ²⁰	vs H ₂ O, EtOH, eth, ace, bz
9230	1,2-Propylene glycol	Propylene glycol	C ₃ H ₈ O ₂	57-55-6	76.095	liq	-60	187.3(0.2)	1.0361 ²⁰	1.4324 ²⁰	msc H ₂ O, EtOH; s eth, bz, chl
9231	1,3-Propylene glycol	Trimethylene glycol	C ₃ H ₈ O ₂	504-63-2	76.095	liq	-27.6(0.1)	214.7(0.3)	1.0538 ²⁰	1.4398 ²⁰	msc H ₂ O, EtOH; vs eth; sl bz
9232	1,2-Propylene glycol 2- <i>tert</i> -butyl ether	2-(1,1-Dimethylethoxy)-1-propanol	C ₇ H ₁₆ O ₂	94023-15-1	132.201	liq		152	0.87		

 9190 2-(1-Propenyl)piperidine	 9191 Propetamphos	 9192 Propiconazole	 9193 Propiomazine	 9194 Propionyl-L-carnitine	 9195 Propofol	 9196 Propoxur
 9197 2-Propoxyethanol	 9198 D-Propoxyphene	 9199 L-Propoxyphene	 9200 1-Propoxy-2-propanol	 9201 3-Propoxy-1-propene	 9202 Propanolol	
 9203 Propyl acetate	 9204 Propyl acrylate	 9205 Propylamine	 9206 Propylamine hydrochloride	 9207 Propyl 4-aminobenzoate	 9208 2-(Propylamino)ethanol	 9209 4-Propylaniline
					 9210 N-Propylaniline	 9211 Propylarsonic acid
 9212 Propylbenzene	 9213 α -Propylbenzenemethanol, (R)-	 9214 Propyl benzenesulfonate	 9215 Propyl benzoate	 9216 5-Propyl-1,3-benzodioxole	 9217 Propyl butanoate	 9218 Propyl carbamate
 9219 Propyl chloroacetate	 9220 Propyl 2-chlorobutanoate	 9221 Propyl chlorocarbonate	 9222 Propyl 3-chloropropanoate	 9223 S-Propyl chlorothioformate	 9224 Propyl trans-cinnamate	 9225 Propylcyclohexane
 9226 2-Propylcyclohexanone	 9227 Propylcyclopentane	 9228 1-Propylcyclopentanol	 9229 Propylene carbonate	 9230 1,2-Propylene glycol	 9231 1,3-Propylene glycol	 9232 1,2-Propylene glycol 2-tert-butyl ether

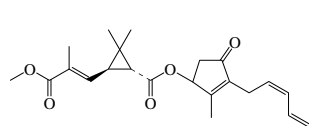
No.	Name	Synonym	Mol. Form.	CAS RN	Mol. Wt.	Physical Form	mp/°C	bp/°C	den g cm ⁻³	n _D	Solubility
9233	1,2-Propylene glycol dinitrate		C ₃ H ₆ N ₂ O ₆	6423-43-4	166.089	liq	exp	92 ¹⁰			
9234	1,2-Propylene glycol monomethyl ether	1-Methoxy-2-propanol	C ₄ H ₁₀ O ₂	107-98-2	90.121			120.0(0.6)	0.9620 ²⁰	1.4034 ²⁰	
9235	1,2-Propylene glycol monomethyl ether acetate	2-Acetoxy-1-methoxypropane	C ₆ H ₁₂ O ₃	108-65-6	132.157	liq		146.0(0.4)			
9236	Propyleneimine	2-Methylaziridine	C ₃ H ₇ N	75-55-8	57.095			67	0.812 ¹⁶		
9237	Propyl formate		C ₄ H ₈ O ₂	110-74-7	88.106	liq	-92.9(0.4)	80.6(0.2)	0.9073 ²⁰	1.377 ²⁰	sl H ₂ O, ctc; msc EtOH, eth
9238	Propyl 3-(2-furyl)acrylate		C ₁₀ H ₁₂ O ₃	623-22-3	180.200			113 ¹⁶	1.0744 ²⁰	1.5392 ²⁴	vs bz, eth, EtOH
9239	4-Propylheptane		C ₁₀ H ₂₂	3178-29-8	142.282			167(3)	0.7321 ²⁵	1.4135 ²⁰	
9240	Propyl hexanoate		C ₉ H ₁₈ O ₂	626-77-7	158.238	liq	-74.0(0.5)	185(2)	0.8672 ²⁰	1.4170 ²⁰	vs eth, EtOH
9241	Propyl 2-hydroxybenzoate		C ₁₀ H ₁₂ O ₃	607-90-9	180.200		97	239	1.0979 ²⁰	1.5161 ²⁰	s ctc, CS ₂
9242	Propyl 4-hydroxybenzoate	Propylparaben	C ₁₀ H ₁₂ O ₃	94-13-3	180.200	pr (eth)	96.1(0.5)		1.0630 ¹⁰²	1.5050 ¹⁰²	i H ₂ O; s EtOH, eth; sl chl
9243	Propyliodone		C ₁₀ H ₁₁ I NO ₃	587-61-1	447.008		186				
9244	Propyl isobutanoate		C ₇ H ₁₄ O ₂	644-49-5	130.185			134(4)	0.8843 ⁰	1.3955 ²⁰	sl H ₂ O; s EtOH, ace; vs eth
9245	Propyl isocyanate	1-Isocyanatopropane	C ₂ H ₅ NO	110-78-1	85.105			85.4(0.4)	0.908 ²⁵	1.3970 ²⁰	
9246	Propyl isothiocyanate	1-Isothiocyanatopropane	C ₄ H ₇ NS	628-30-8	101.171			153	0.9781 ¹⁶	1.5085 ¹⁶	sl H ₂ O; msc EtOH, eth
9247	Propyl methacrylate		C ₇ H ₁₂ O ₂	2210-28-8	128.169			140(19)	0.9022 ²⁰	1.4190 ²⁰	i H ₂ O; msc EtOH, eth
9248	Propyl 3-methylbutanoate	Propyl isopentanoate	C ₈ H ₁₆ O ₂	557-00-6	144.212			155(3)	0.8617 ²⁰	1.4031 ²⁰	vs eth, EtOH
9249	1-Propylnaphthalene		C ₁₃ H ₁₄	2765-18-6	170.250	liq	-8.6(0.3)	273(5)	0.9897 ²⁰	1.5923 ²⁰	
9250	Propyl nitrate		C ₃ H ₇ NO ₃	627-13-4	105.093			110(1)	1.0538 ²⁰	1.3973 ²⁰	sl H ₂ O; s EtOH, eth, ctc
9251	Propyl nitrite		C ₃ H ₇ NO ₂	543-67-9	89.094	liq		44(2)	0.886 ²⁰	1.3604 ²⁰	sl H ₂ O; s EtOH, eth
9252	Propyl octanoate		C ₁₁ H ₂₂ O ₂	624-13-5	186.292	liq	-46(1)	222(3)	0.8659 ²⁰	1.4191 ²⁵	vs ace, eth, EtOH
9253	Propyl pentanoate		C ₈ H ₁₆ O ₂	141-06-0	144.212	liq	-70.7	167(4)	0.8699 ²⁰	1.4065 ²⁰	i H ₂ O; s EtOH, eth, chl
9254	2-Propylpentanoic acid	Valproic acid	C ₈ H ₁₆ O ₂	99-66-1	144.212	col liq		223(9)	0.904 ²⁵	1.425 ²⁵	sl H ₂ O
9255	2-Propylphenol		C ₉ H ₁₂ O	644-35-9	136.190		7(1)	221(4)	1.015 ²⁰		vs eth, EtOH
9256	4-Propylphenol		C ₉ H ₁₂ O	645-56-7	136.190		22(2)	232(4)	1.009 ²⁰	1.5379 ²⁵	sl H ₂ O, ctc; s EtOH
9257	2-Propylpiperidine, (S)-	Coniine	C ₈ H ₁₇ N	458-88-8	127.228	liq	-1.0	166.5	0.8440 ²⁰	1.4512 ²²	sl H ₂ O, chl; msc EtOH; vs eth; s bz
9258	<i>trans</i> -6-Propyl-3-piperidinol, (3S)-	Pseudoconhydrine	C ₈ H ₁₇ NO	140-55-6	143.227	hyg nd (eth)	106	236			vs H ₂ O, eth, EtOH
9259	<i>N</i> -Propylpropanamide		C ₆ H ₁₃ NO	3217-86-5	115.173		154	215	0.8985 ²⁵		sl H ₂ O, eth
9260	Propyl propanoate	Propyl propionate	C ₆ H ₁₂ O ₂	106-36-5	116.158	liq	-75.9(0.4)	122.2(0.1)	0.8755 ²⁵	1.3909 ²⁵	sl H ₂ O, ctc; msc EtOH, eth; s ace
9261	2-Propylpyridine		C ₈ H ₁₁ N	622-39-9	121.180		1.0	170(2)	0.9119 ²⁰	1.4925 ²⁰	sl H ₂ O; msc EtOH, eth; vs ace
9262	4-Propylpyridine		C ₈ H ₁₁ N	1122-81-2	121.180			189(5)	0.9381 ¹⁵	1.4966 ²⁰	vs eth, EtOH
9263	2-Propyl-4-pyridinecarbothioamide	Protionamide	C ₉ H ₁₂ N ₂ S	14222-60-7	180.269		136.7				
9264	Propyl Red	Benzoic acid, 2-[[4-(dipropylamino)phenyl]azo]-	C ₁₉ H ₂₃ N ₃ O ₂	2641-01-2	325.405	viol-bl or purp red cry (al)					s EtOH, KOH
9265	(Propylthio)benzene		C ₉ H ₁₂ S	874-79-3	152.256	liq	-45	219(7)	0.9995 ²⁰	1.5571 ²⁰	
9266	Propyl 4-toluenesulfonate		C ₁₀ H ₁₄ O ₃ S	599-91-7	214.281		<-20	189 ⁹	1.144 ²⁰	1.4998 ²⁰	
9267	Propyl trichloroacetate		C ₅ H ₇ Cl ₃ O ₂	13313-91-2	205.468			187	1.3221 ²⁰	1.4501 ²⁰	vs eth, EtOH
9268	Propyl 3,4,5-trihydroxybenzoate	Propyl gallate	C ₁₀ H ₁₂ O ₅	121-79-9	212.199	nd (w)	130				sl H ₂ O
9269	Propylurea		C ₄ H ₁₀ N ₂ O	627-06-5	102.134	pr (al)	107.8(0.4)				sl H ₂ O, DMSO; s EtOH
9270	Propyl vinyl ether	1-(Ethenyloxy)propane	C ₅ H ₁₀ O	764-47-6	86.132			64.7(0.4)	0.7674 ²⁰	1.3908 ²⁰	
9271	2-Propynal	Propargyl aldehyde	C ₃ H ₂ O	624-67-9	54.047			60	0.9152 ²⁰	1.4033 ²⁵	msc H ₂ O; s EtOH, eth, ace, bz, tol
9272	2-Propyn-1-amine		C ₃ H ₅ N	2450-71-7	55.079			84(3)	0.803 ²⁵	1.4480 ²⁰	
9273	Propyne	Methylacetylene	C ₃ H ₄	74-99-7	40.064	col gas	-103.0(0.5)	-23.2	0.607 ²⁵ (p>1 atm)	1.3863 ⁴⁰	sl H ₂ O; vs EtOH; s bz, chl
9274	2-Propynoic acid	Propiolic acid	C ₃ H ₂ O ₂	471-25-0	70.047	cry (CS ₂)	9	144 dec	1.1380 ²⁰	1.4306 ²⁰	vs H ₂ O, eth, EtOH, chl
9275	1-Propynylbenzene		C ₉ H ₈	673-32-5	116.160			186(10)	0.942 ¹⁵	1.563 ¹⁵	

 9233 1,2-Propylene glycol dinitrate	 9234 1,2-Propylene glycol monomethyl ether	 9235 1,2-Propylene glycol monomethyl ether acetate	 9236 Propyleneimine	 9237 Propyl formate	 9238 Propyl 3-(2-furyl)acrylate
 9239 4-Propylheptane	 9240 Propyl hexanoate	 9241 Propyl 2-hydroxybenzoate	 9242 Propyl 4-hydroxybenzoate	 9243 Propyl iodone	 9244 Propyl isobutanoate
 9245 Propyl isocyanate	 9246 Propyl isothiocyanate	 9247 Propyl methacrylate	 9248 Propyl 3-methylbutanoate	 9249 1-Propylnaphthalene	 9250 Propyl nitrate
 9251 Propyl nitrite	 9252 Propyl octanoate	 9253 Propyl pentanoate	 9254 2-Propylpentanoic acid	 9255 2-Propylphenol	 9256 4-Propylphenol
 9257 2-Propylpiperidine, (S)-	 9258 <i>trans</i> -6-Propyl-3-piperidinol, (3 <i>S</i>)-	 9259 <i>N</i> -Propylpropanamide	 9260 Propyl propanoate	 9261 2-Propylpyridine	 9262 4-Propylpyridine
 9263 2-Propyl-4-pyridinecarbothioamide	 9264 Propyl Red	 9265 (Propylthio)benzene	 9266 Propyl 4-toluenesulfonate	 9267 Propyl trichloroacetate	 9268 Propyl 3,4,5-trihydroxybenzoate
 9269 Propylurea	 9270 Propyl vinyl ether	 9271 2-Propynal	 9272 2-Propyn-1-amine	 9273 Propyne	 9274 2-Propynoic acid
 9275 1-Propynylbenzene					

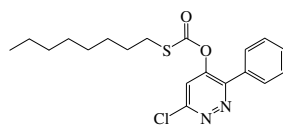
No.	Name	Synonym	Mol. Form.	CAS RN	Mol. Wt.	Physical Form	mp/°C	bp/°C	den g cm ⁻³	n _D	Solubility
9276	Propyzamide	<i>N</i> -(1,1-Dimethyl-2-propynyl)-3,5-dichlorobenzamide	C ₁₂ H ₁₁ Cl ₂ NO	23950-58-5	256.127		156.5(0.5)				
9277	Prostaglandin E ₁	11,15-Dihydroxy-9-oxo-13-prostenoic acid	C ₂₀ H ₃₄ O ₅	745-65-3	354.481	cry (EtOAc)	115				s H ₂ O
9278	Prostaglandin E ₂	11,15-Dihydroxy-9-oxo-5,13-prostadienoic acid	C ₂₀ H ₃₂ O ₅	363-24-6	352.465	col cry	67				s H ₂ O, thf
9279	Prostaglandin F _{2α}	9,11,15-Trihydroxyprosta-5,13-dienoic acid	C ₂₀ H ₃₄ O ₅	551-11-1	354.481	oil or solid	≈30				sl H ₂ O; s EtOH, MeOH, chl, AcOEt
9280	Protopine	Fumarine	C ₂₀ H ₁₉ NO ₅	130-86-9	353.369	mcl pr (al-chl)	208				i H ₂ O; sl EtOH, eth, bz, peth; s chl
9281	Protoverine		C ₂₇ H ₄₃ NO ₉	76-45-9	525.632	nd (MeOH)	221				i H ₂ O; s EtOH, bz, aq acid, MeOH
9282	Protriptyline hydrochloride	Triptil	C ₁₉ H ₂₂ ClN	1225-55-4	299.838	cry (2-PrOH/eth)	170				
9283	Prunetin		C ₁₆ H ₁₂ O ₅	552-59-0	284.263		239.5				
9284	Pseudoaconitine		C ₃₆ H ₅₁ NO ₁₂	127-29-7	689.790	tcl (MeOH)	214				vs eth, EtOH
9285	Pseudocodeine		C ₁₈ H ₂₁ NO ₃	466-96-6	299.365	wh nd	181.5		1.290 ⁸⁰	1.574	
9286	Pseudojervine		C ₃₃ H ₄₉ NO ₆	36069-05-3	587.744	wh nd or hex cry	304 dec				i H ₂ O, eth, bz, chl, tol, peth; s EtOH
9287	Pseudomorphine		C ₃₄ H ₃₆ N ₂ O ₆	125-24-6	568.659	cry (aq NH ₃ , + 3 w)	282.5				i H ₂ O, EtOH, eth, chl, sulf; s py, NH ₃
9288	Pseudotropine	8-Methyl-8-azabicyclo[3.2.1]-octan-3-ol, <i>exo</i>	C ₈ H ₁₅ NO	135-97-7	141.211	orth cry (eth), orth bipym (peth-bz)	109	241			vs H ₂ O, EtOH; sl eth; s bz, chl
9289	Psoralen		C ₁₁ H ₆ O ₃	66-97-7	186.164	nd (w, EtOH)	171				
9290	Pteridine	Pyrazino[2,3- <i>d</i>]pyrimidine	C ₆ H ₄ N ₄	91-18-9	132.123	ye pl (bz, sub)	139.5	125 sub			vs H ₂ O; s EtOH; sl eth, bz
9291	2,4-(1 <i>H</i> ,3 <i>H</i>)-Pteridinedione	Lumazine	C ₆ H ₄ N ₄ O ₂	487-21-8	164.122	ye-oran nd (w)	348.5				vs HOAc
9292	Pulegone		C ₁₀ H ₁₆ O	89-82-7	152.233			224(7)	0.9346 ⁴⁵	1.4894 ²⁰	i H ₂ O; msc EtOH, eth, chl; s ctc
9293	1 <i>H</i> -Purine	6 <i>H</i> -Imidazo[4,5- <i>d</i>]pyrimidine	C ₅ H ₄ N ₄	120-73-0	120.113		216.5				vs H ₂ O, EtOH; sl eth, chl; s ace
9294	1 <i>H</i> -Purine-2,6-diamine	2,6-Diaminopurine	C ₅ H ₆ N ₆	1904-98-9	150.142	cry (dil al)	302				
9295	Pyocyanine		C ₁₃ H ₁₀ N ₂ O	85-66-5	210.230	dk bl nd (w + 1) (chl-peth)	133 dec				sl H ₂ O, bz; s EtOH, ace; i eth; vs chl
9296	4 <i>H</i> -Pyran	1,4-Pyran	C ₅ H ₆ O	289-65-6	82.101	unstab oil		80		1.4559 ²⁰	s EtOH, eth, bz
9297	2 <i>H</i> -Pyran-2-one		C ₅ H ₄ O ₂	504-31-4	96.085		8.5	207.5	1.200 ²⁰	1.5270 ²⁵	msc H ₂ O; vs ace
9298	4 <i>H</i> -Pyran-4-one		C ₅ H ₄ O ₂	108-97-4	96.085		32.5	212.5	1.190 ²⁵	1.5238	vs H ₂ O, chl, eth; s EtOH, bz; sl CS ₂
9299	Pyrantel		C ₁₁ H ₄ N ₂ S	15686-83-6	206.307	cry (MeOH)	178				
9300	4 <i>H</i> -Pyran-4-thione		C ₅ H ₄ OS	1120-93-0	112.150		49				s H ₂ O
9301	8,16-Pyranthredione		C ₃₀ H ₁₄ O ₂	128-70-1	406.431	red-ye or red-br nd (PhNO ₂)	dec	sub			
9302	Pyrazine	1,4-Diazine	C ₄ H ₄ N ₂	290-37-9	80.088	pr (w)	52.30(0.04)	116.3(0.1)	1.0311 ⁶¹	1.4953 ⁶¹	s H ₂ O, EtOH, eth, ace; sl ctc
9303	Pyrazinecarboxamide	Pyrazinamide	C ₅ H ₅ N ₃ O	98-96-4	123.113	wh nd (w, al)	190(1)	sub			s H ₂ O, EtOH
9304	Pyrazinecarboxylic acid	Pyrazinoic acid	C ₅ H ₄ N ₂ O ₂	98-97-5	124.098	wh nd (w)	225(2)	sub			
9305	2,3-Pyrazinedicarboxylic acid	2,3-Dicarboxypyrazine	C ₆ H ₄ N ₂ O ₄	89-01-0	168.107	pr (w+2)	193 dec				vs H ₂ O; sl EtOH, eth, bz; s ace, MeOH
9306	1 <i>H</i> -Pyrazole	1,2-Diazole	C ₃ H ₄ N ₂	288-13-1	68.077	nd or pr (lig)	59.9(0.3)	187(5)		1.4203	s H ₂ O, EtOH, eth, bz; sl chl
9307	1-Pyrenamine		C ₁₆ H ₁₁ N	1606-67-3	217.265	ye nd (hx) lf (dil al)	117.5				s EtOH, ace, hx, acid; sl chl
9308	Pyrene	Benzo[<i>a</i> flu]phenanthrene	C ₁₆ H ₁₀	129-00-0	202.250	pa ye pl (to, sub)	150.62(0.04)	394(6)	1.271 ²³		i H ₂ O; s EtOH, eth, bz, tol; sl ctc
9309	Pyrethrin I	Pyrethrum	C ₂₁ H ₂₈ O ₃	121-21-1	328.445	visc liq		170 ^{9.1} dec	1.5192 ¹⁸	1.5192 ¹⁸	i H ₂ O; s EtOH, eth, ctc, peth



No.	Name	Synonym	Mol. Form.	CAS RN	Mol. Wt.	Physical Form	mp/°C	bp/°C	den g cm ⁻³	n _D	Solubility
9310	Pyrethrin II		C ₂₂ H ₂₈ O ₅	121-29-9	372.454	visc liq		200 ^{0.1} dec		1.5258 ²⁰	i H ₂ O; s EtOH, eth, ctc, peth
9311	Pyridate		C ₁₈ H ₂₅ ClN ₂ O ₂ S	55512-33-9	378.916	br oil	27	220 ^{0.1}	1.555 ²⁰	1.568 ²⁰	i H ₂ O
9312	Pyridazine	1,2-Diazabenzene	C ₄ H ₄ N ₂	289-80-5	80.088	liq	-8	208	1.1035 ²³	1.5218 ²⁰	msc H ₂ O, EtOH; vs eth, ace, bz; i peth
9313	2-Pyridinamine	2-Aminopyridine	C ₅ H ₆ N ₂	504-29-0	94.115	lf (lig)	58.2(0.9)	105 ²⁰			s EtOH, eth, ace, bz; sl chl
9314	3-Pyridinamine	3-Aminopyridine	C ₅ H ₆ N ₂	462-08-8	94.115	lf (bz-lig)	64.5(0.3)	252			s H ₂ O, EtOH, eth; sl lig
9315	4-Pyridinamine	4-Aminopyridine	C ₅ H ₆ N ₂	504-24-5	94.115	nd (bz)	159.0(0.5)	273			s H ₂ O, eth, bz; vs EtOH; sl lig
9316	Pyridine	Azine	C ₅ H ₅ N	110-86-1	79.101	liq	-41.63(0.03)	115.2(0.1)	0.9819 ²⁰	1.5095 ²⁰	msc H ₂ O, EtOH, eth, ace, bz, chl
9317	2-Pyridinecarbonitrile		C ₆ H ₄ N ₂	100-70-9	104.109	nd or pr (eth)	29(2)	224.5	1.0810 ²⁵	1.5242 ²⁵	s H ₂ O, chl; vs EtOH, eth, bz; sl ctc
9318	3-Pyridinecarbonitrile		C ₆ H ₄ N ₂	100-54-9	104.109	nd (lig), peth-eth	50(1)	203(3)	1.1590 ²⁵		vs H ₂ O, EtOH, eth, bz; s chl; sl lig
9319	4-Pyridinecarbonitrile		C ₆ H ₄ N ₂	100-48-1	104.109	nd(lig-eth)	79(1)	186			s H ₂ O, EtOH, eth, bz, chl; sl lig
9320	3-Pyridinecarbothioamide		C ₆ H ₆ N ₂ S	4621-66-3	138.190		192				
9321	4-Pyridinecarbothioamide		C ₆ H ₆ N ₂ S	2196-13-6	138.190		198 dec				
9322	2-Pyridinecarboxaldehyde		C ₆ H ₅ NO	1121-60-4	107.110			181(10)	1.1181 ²⁵	1.5389 ¹⁸	s H ₂ O, EtOH, eth, AcOEt; sl ctc
9323	3-Pyridinecarboxaldehyde	Nicotinaldehyde	C ₆ H ₅ NO	500-22-1	107.110			92 ²³	1.1394 ²⁵		s H ₂ O, EtOH, ace, chl; sl eth, peth
9324	4-Pyridinecarboxaldehyde		C ₆ H ₅ NO	872-85-5	107.110			77 ¹²		1.5423 ²⁰	s H ₂ O, eth, ctc
9325	2-Pyridinecarboxaldehyde oxime		C ₆ H ₆ N ₂ O	873-69-8	122.124		113.1(0.5)				
9326	2-Pyridinecarboxamide		C ₆ H ₆ N ₂ O	1452-77-3	122.124	mcl pr (w)	108.3				sl H ₂ O, chl; s EtOH, bz
9327	3-Pyridinecarboxamide	Niacinamide	C ₆ H ₆ N ₂ O	98-92-0	122.124	wh pw, nd (bz)	128.8(0.5)	157 ^{0.0005}	1.400 ²⁵	1.466	vs H ₂ O, EtOH, glycerol; sl chl
9328	4-Pyridinecarboxamide	Isonicotinamide	C ₆ H ₆ N ₂ O	1453-82-3	122.124		156.0(0.5)				
9329	2-Pyridinecarboxylic acid	Picolinic acid	C ₆ H ₅ NO ₂	98-98-6	123.110	nd (w, al, bz)	136.6(0.8)	sub			sl H ₂ O, bz; s EtOH; i eth, chl, CS ₂
9330	3-Pyridinecarboxylic acid	Nicotinic acid	C ₆ H ₅ NO ₂	59-67-6	123.110	nd (al, w)	237(1)	sub	1.473 ²⁵		sl H ₂ O, EtOH, eth
9331	4-Pyridinecarboxylic acid	Isonicotinic acid	C ₆ H ₅ NO ₂	55-22-1	123.110	nd(w)	318(1)	260 sub			sl H ₂ O, EtOH, eth, bz
9332	3-Pyridinecarboxylic acid 1-oxide	Oxiniac acid	C ₆ H ₅ NO ₃	2398-81-4	139.109	nd	254 dec				vs H ₂ O, MeOH
9333	4-Pyridinecarboxylic acid 1-oxide		C ₆ H ₅ NO ₃	13602-12-5	139.109		273 dec				
9334	2,3-Pyridinediamine		C ₅ H ₇ N ₃	452-58-4	109.130	lf or pl (dil al)	120.8	149 ⁵			s H ₂ O, EtOH, bz
9335	2,5-Pyridinediamine	2,5-Diaminopyridine	C ₅ H ₇ N ₃	4318-76-7	109.130	nd	110.3	182 ¹²			vs H ₂ O, EtOH
9336	2,6-Pyridinediamine		C ₅ H ₇ N ₃	141-86-6	109.130		122(1)	285			sl H ₂ O, ace
9337	3,4-Pyridinediamine		C ₅ H ₇ N ₃	54-96-6	109.130	nd or lf	219.3				
9338	2,3-Pyridinedicarboxylic acid	Quinolinic acid	C ₇ H ₅ NO ₄	89-00-9	167.120	mcl pr (w)	228.5				sl H ₂ O, tfa; i EtOH, eth, bz
9339	2,4-Pyridinedicarboxylic acid	Lutidinic acid	C ₇ H ₅ NO ₄	499-80-9	167.120	lf (w+1)	249		0.942 ²⁵		sl H ₂ O; s EtOH; i eth, bz, CS ₂
9340	2,5-Pyridinedicarboxylic acid	Isocinchomeric acid	C ₇ H ₅ NO ₄	100-26-5	167.120	lf or pr (dil HCl)	254				s H ₂ O, HCl; sl EtOH; i eth, bz
9341	2,6-Pyridinedicarboxylic acid	Dipicolinic acid	C ₇ H ₅ NO ₄	499-83-2	167.120	nd (w+3/2)	252				sl H ₂ O, EtOH, HOAc
9342	3,4-Pyridinedicarboxylic acid	Cinchomeric acid	C ₇ H ₅ NO ₄	490-11-9	167.120	cry (w)	256	sub			sl H ₂ O, EtOH, bz; i eth, i chl
9343	3,5-Pyridinedicarboxylic acid	Dinicotinic acid	C ₇ H ₅ NO ₄	499-81-0	167.120	cry (w)	324	sub			i H ₂ O; sl eth, HOAc; s DMSO, HCl
9344	2,3-Pyridinedicarboxylic acid anhydride	Furo[3,4-b]pyridine-5,7-dione	C ₇ H ₃ NO ₃	699-98-9	149.104		138				
9345	2-Pyridineethanamine		C ₇ H ₁₀ N ₂	2706-56-1	122.167			213	1.0220 ²⁵	1.5335 ²⁵	
9346	4-Pyridineethanamine		C ₇ H ₁₀ N ₂	13258-63-4	122.167			121 ¹⁰	1.0302 ²⁵	1.5381 ²⁵	vs H ₂ O



9310
Pyrethrin II



9311
Pyridate



9312
Pyridazine



9313
2-Pyridinamine



9314
3-Pyridinamine



9315
4-Pyridinamine



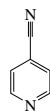
9316
Pyridine



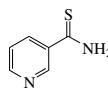
9317
2-Pyridinecarbonitrile



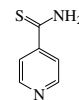
9318
3-Pyridinecarbonitrile



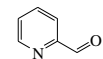
9319
4-Pyridinecarbonitrile



9320
3-Pyridinecarbothioamide



9321
4-Pyridinecarbothioamide



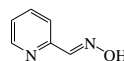
9322
2-Pyridinecarboxaldehyde



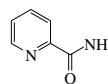
9323
3-Pyridinecarboxaldehyde



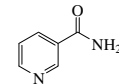
9324
4-Pyridinecarboxaldehyde



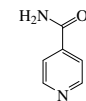
9325
2-Pyridinecarboxaldehyde oxime



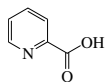
9326
2-Pyridinecarboxamide



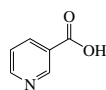
9327
3-Pyridinecarboxamide



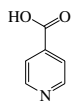
9328
4-Pyridinecarboxamide



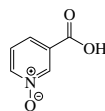
9329
2-Pyridinecarboxylic acid



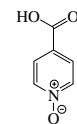
9330
3-Pyridinecarboxylic acid



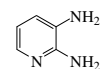
9331
4-Pyridinecarboxylic acid



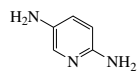
9332
3-Pyridinecarboxylic acid 1-oxide



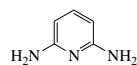
9333
4-Pyridinecarboxylic acid 1-oxide



9334
2,3-Pyridinediamine



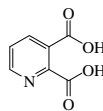
9335
2,5-Pyridinediamine



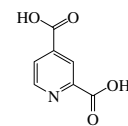
9336
2,6-Pyridinediamine



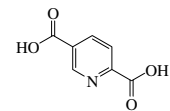
9337
3,4-Pyridinediamine



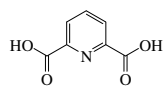
9338
2,3-Pyridinedicarboxylic acid



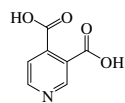
9339
2,4-Pyridinedicarboxylic acid



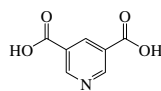
9340
2,5-Pyridinedicarboxylic acid



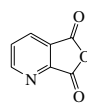
9341
2,6-Pyridinedicarboxylic acid



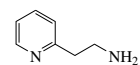
9342
3,4-Pyridinedicarboxylic acid



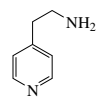
9343
3,5-Pyridinedicarboxylic acid



9344
2,3-Pyridinedicarboxylic acid anhydride

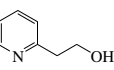
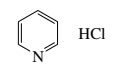
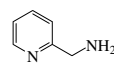
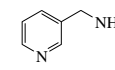
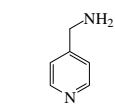
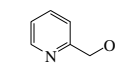
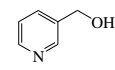
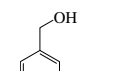
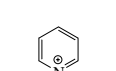
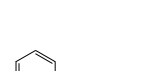
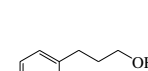
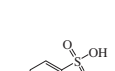
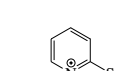
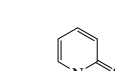
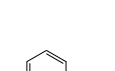
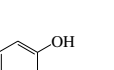
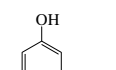
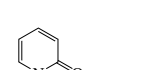
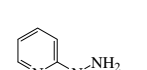
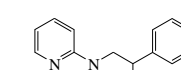
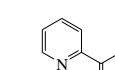
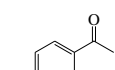
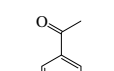
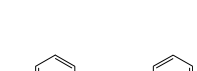
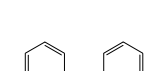
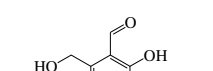
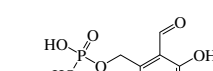
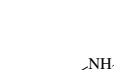
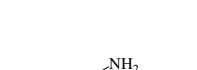
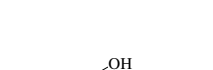
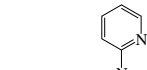

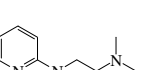



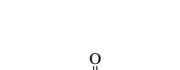
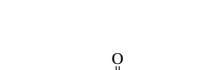
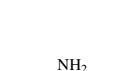






9345
2-Pyridineethanamine

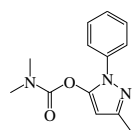
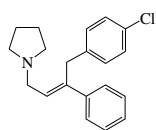
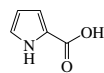
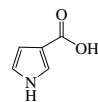
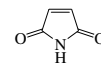
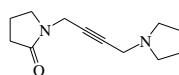
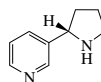
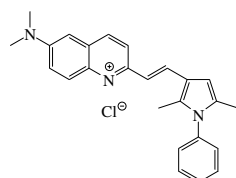
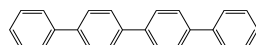
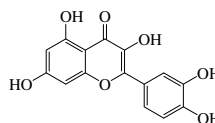
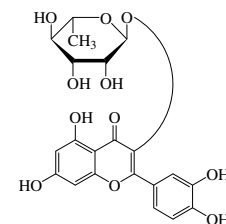
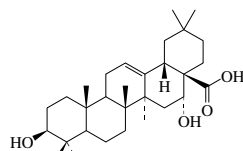
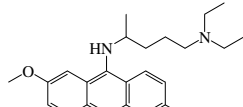
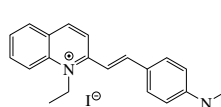
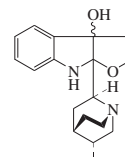
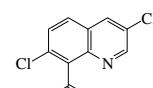
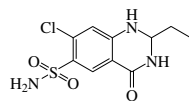
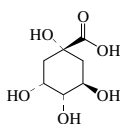
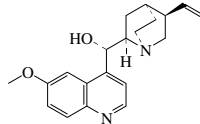
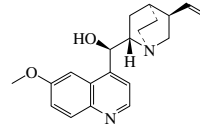
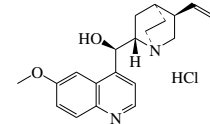
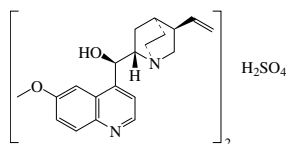
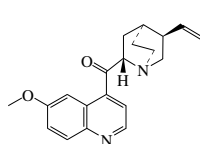
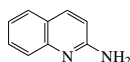
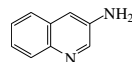
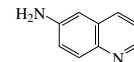


9346
4-Pyridineethanamine

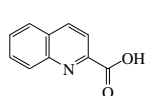
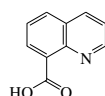
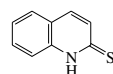
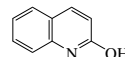
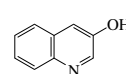
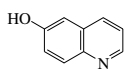
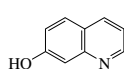
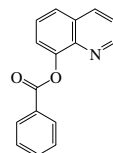
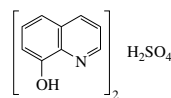
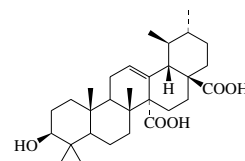
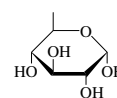
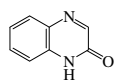
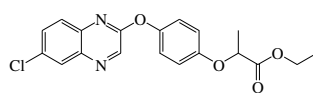
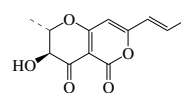
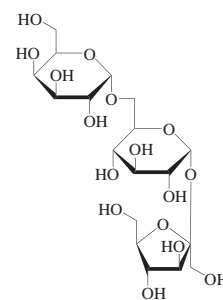
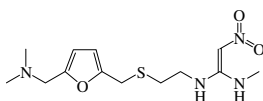
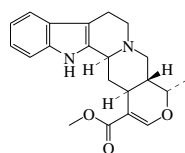
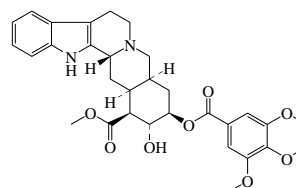
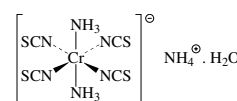
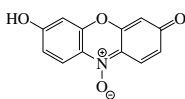
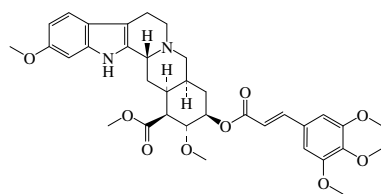
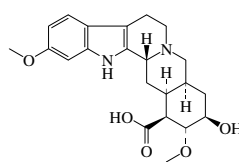
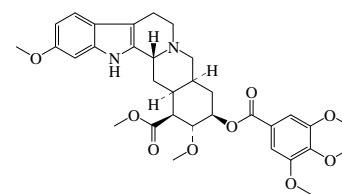
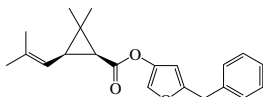
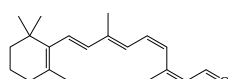
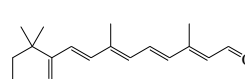
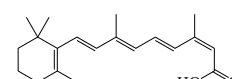
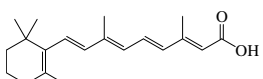
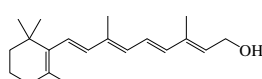
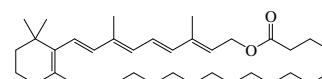
No.	Name	Synonym	Mol. Form.	CAS RN	Mol. Wt.	Physical Form	mp/°C	bp/°C	den g cm ⁻³	n _D	Solubility
9347	2-Pyridineethanol		C ₇ H ₉ NO	103-74-2	123.152		-7.8	190 ²⁰⁰	1.091 ²⁵	1.5366 ²⁰	vs H ₂ O, EtOH, chl; sl eth
9348	Pyridine hydrochloride		C ₅ H ₆ ClN	628-13-7	115.562	hyg pl or sc (al)	144(1)	222			vs H ₂ O, EtOH, chl
9349	2-Pyridinemethanamine		C ₆ H ₈ N ₂	3731-51-9	108.141			203	1.0525 ²⁵	1.5431 ²⁵	vs H ₂ O
9350	3-Pyridinemethanamine		C ₆ H ₈ N ₂	3731-52-0	108.141	liq	-21.1	226	1.064 ²⁰	1.552 ²⁰	vs H ₂ O, eth, EtOH
9351	4-Pyridinemethanamine		C ₆ H ₈ N ₂	3731-53-1	108.141	liq	-7.6	230	1.072 ²⁰	1.5495 ²⁵	vs H ₂ O
9352	2-Pyridinemethanol		C ₆ H ₇ NO	586-98-1	109.126			112 ¹⁶	1.1317 ²⁰	1.5444 ²⁰	msc H ₂ O; vs EtOH, eth, ace, bz
9353	3-Pyridinemethanol	Nicotinyl alcohol	C ₆ H ₇ NO	100-55-0	109.126	liq	-6.5	266	1.131 ²⁰	1.5455 ²⁰	vs H ₂ O, eth
9354	4-Pyridinemethanol	4-Picolyl alcohol	C ₆ H ₇ NO	586-95-8	109.126		53	141 ¹²			s chl
9355	Pyridine-1-oxide	Pyridine <i>N</i> -oxide	C ₅ H ₅ NO	694-59-7	95.100		67.8(0.5)	146 ¹³			
9356	2-Pyridinepropanol		C ₈ H ₁₁ NO	2859-68-9	137.179		34	260.2	1.060 ²⁵	1.5298 ²⁰	vs H ₂ O
9357	3-Pyridinepropanol		C ₈ H ₁₁ NO	2859-67-8	137.179			284	1.063 ²⁵	1.5313 ²⁰	vs H ₂ O
9358	3-Pyridinesulfonic acid	3-Pyridylsulfonic acid	C ₅ H ₅ NO ₃ S	636-73-7	159.164	orth	357 dec		1.713 ²⁵		vs H ₂ O; sl EtOH; i eth
9359	2-Pyridinethiol, 1-oxide		C ₅ H ₅ NOS	1121-31-9	127.165		70.5				
9360	2(1 <i>H</i>)-Pyridinethione		C ₅ H ₅ NS	2637-34-5	111.166		130.0				s H ₂ O, EtOH, bz, chl
9361	2-Pyridinol		C ₅ H ₅ NO	72762-00-6	95.100	nd (bz)	107.8		1.3910 ²⁰		vs H ₂ O, bz, EtOH
9362	3-Pyridinol		C ₅ H ₅ NO	109-00-2	95.100	nd (bz)	129				s H ₂ O, EtOH; sl eth, chl
9363	4-Pyridinol		C ₅ H ₅ NO	626-64-2	95.100	pr or nd (w+1)	148(1)	>350			s H ₂ O, EtOH; i eth, bz
9364	2(1 <i>H</i>)-Pyridinone		C ₅ H ₅ NO	142-08-5	95.100	nd (bz)	106(3)	280	1.3910 ²⁰		s H ₂ O, EtOH, bz, chl; sl eth, DMSO
9365	2(1 <i>H</i>)-Pyridinone hydrazone	2-Pyridinylhydrazine	C ₅ H ₇ N ₃	4930-98-7	109.130		46.6	185 ¹⁴⁰			s chl
9366	α-[(2-Pyridinylamino)methyl]-benzenemethanol	Phenylamidol	C ₁₃ H ₁₄ N ₂ O	553-69-5	214.262	cry (dil MeOH)	83.5				
9367	1-(2-Pyridinyl)ethanone		C ₇ H ₇ NO	1122-62-9	121.137	ye in air		209(13)	1.077 ²⁵	1.5203 ²⁰	s EtOH, eth, HOAc; sl ctc
9368	1-(3-Pyridinyl)ethanone	Methyl pyridyl ketone	C ₇ H ₇ NO	350-03-8	121.137		13.5	225(11)		1.5341 ²⁰	s H ₂ O, EtOH, eth, acid
9369	1-(4-Pyridinyl)ethanone		C ₇ H ₇ NO	1122-54-9	121.137		16	224(12)	1.097 ²⁵	1.5282 ²⁵	sl EtOH, eth, acid
9370	<i>N</i> -(2-Pyridinylmethyl)-2-pyridinemethanamine		C ₁₂ H ₁₃ N ₃	1539-42-0	199.251			200 ¹⁰	1.1074 ²⁵	1.5757 ²⁵	
9371	<i>N</i> -2-Pyridinyl-2-pyridinamine		C ₁₀ H ₉ N ₃	1202-34-2	171.198		90.5	307.5			sl H ₂ O, chl; vs EtOH, eth, ace, bz
9372	Pyridoxal hydrochloride	Vitamin B6	C ₈ H ₁₀ ClNO ₃	65-22-5	203.623	orth	165 dec				vs H ₂ O; sl EtOH
9373	Pyridoxal 5-phosphate	Pyridoxal 5-(dihydrogen phosphate)	C ₈ H ₁₀ NO ₆ P	54-47-7	247.142	wh-ye pow or cry	141				
9374	Pyridoxamine	4-(Aminomethyl)-5-hydroxy-6-methyl-3-pyridinemethanol	C ₈ H ₁₂ N ₂ O ₂	85-87-0	168.193	cry	198				s EtOH, acid
9375	Pyridoxamine dihydrochloride		C ₈ H ₁₄ Cl ₂ N ₂ O ₂	524-36-7	241.115	pl (al)	226 dec				vs H ₂ O; sl EtOH
9376	Pyridoxine hydrochloride	5-Hydroxy-6-methyl-3,4-pyridinedimethanol hydrochloride	C ₈ H ₁₂ ClNO ₃	58-56-0	205.639	pl (al, ace)	207	sub			vs H ₂ O
9377	1-(2-Pyridylazo)-2-naphthol	PAN	C ₁₅ H ₁₁ N ₃ O	85-85-8	249.267	red-br cry	130				i H ₂ O; s EtOH, eth, chl
9378	4-(2'-Pyridylazo)resorcinol	PAR	C ₁₁ H ₉ N ₃ O ₂	1141-59-9	215.208	red-br cry	187 dec				
9379	Pyrilamine		C ₁₇ H ₂₃ N ₃ O	91-84-9	285.384			201 ⁵			
9380	2-Pyrimidinamine		C ₄ H ₆ N ₄	109-12-6	95.103	nd (AcOEt)	127.5	195(18)			s H ₂ O; sl chl
9381	4-Pyrimidinamine		C ₄ H ₆ N ₄	591-54-8	95.103	pl (AcOEt)	151.5				vs H ₂ O, EtOH
9382	Pyrimidine	1,3-Diazine	C ₄ H ₄ N ₂	289-95-2	80.088		22	123.8	1.0792 ²⁵	1.4998 ²⁰	msc H ₂ O; s EtOH
9383	2,4,5,6(1 <i>H</i> ,3 <i>H</i>)-Pyrimidinetet- rone	Alloxan	C ₄ H ₂ N ₂ O ₄	50-71-5	142.070		256 dec	sub			vs H ₂ O; s EtOH, ace, bz, HOAc
9384	2,4,5,6(1 <i>H</i> ,3 <i>H</i>)-Pyrimidinetet- rone 5-oxime	Violuric acid	C ₄ H ₃ N ₃ O ₄	87-39-8	157.085	pa ye orth	203 dec				sl H ₂ O; s EtOH
9385	2,4,6-Pyrimidinetriamine		C ₄ H ₇ N ₅	1004-38-2	125.133		248 dec				
9386	Pyriminil		C ₁₃ H ₁₂ N ₄ O ₃	53558-25-1	272.259	solid	224 dec				
9387	Pyrithione zinc		C ₁₀ H ₈ N ₂ O ₂ S ₂ Zn	13463-41-7	317.722	wh solid	262				s chl, DMSO, DMF
9388	Pyrocatechol	1,2-Benzenediol	C ₆ H ₆ O ₂	120-80-9	110.111	cry	104.6(0.3)	246(1)	1.344 ²⁰	1.604 ²⁵	vs H ₂ O, bz, eth, EtOH
9389	<i>L</i> -Pyroglutamic acid	5-Oxo- <i>L</i> -proline	C ₅ H ₇ NO ₃	98-79-3	129.115		162				s DMSO

 9347 2-Pyridineethanol	 9348 Pyridine hydrochloride	 9349 2-Pyridinemethanamine	 9350 3-Pyridinemethanamine	 9351 4-Pyridinemethanamine	 9352 2-Pyridinemethanol	 9353 3-Pyridinemethanol	
 9354 4-Pyridinemethanol	 9355 Pyridine-1-oxide	 9356 2-Pyridinepropanol	 9357 3-Pyridinepropanol	 9358 3-Pyridinesulfonic acid	 9359 2-Pyridinethiol, 1-oxide	 9360 2(1 <i>H</i>)-Pyridinethione	 9361 2-Pyridinol
 9362 3-Pyridinol	 9363 4-Pyridinol	 9364 2(1 <i>H</i>)-Pyridinone	 9365 2(1 <i>H</i>)-Pyridinone hydrazone	 9366 α -[(2-Pyridinylamino)methyl]benzenemethanol	 9367 1-(2-Pyridinyl)ethanone	 9368 1-(3-Pyridinyl)ethanone	
 9369 1-(4-Pyridinyl)ethanone	 9370 <i>N</i> -(2-Pyridinylmethyl)-2-pyridinemethanamine		 9371 <i>N</i> -2-Pyridinyl-2-pyridinamine		 9372 Pyridoxal hydrochloride		 9373 Pyridoxal 5-phosphate
 9374 Pyridoxamine	 9375 Pyridoxamine dihydrochloride		 9376 Pyridoxine hydrochloride		 9377 1-(2-Pyridylazo)-2-naphthol		 9378 4-(2'-Pyridylazo)resorcinol
 9379 Pyrillamine	 9380 2-Pyrimidinamine	 9381 4-Pyrimidinamine	 9382 Pyrimidine	 9383 2,4,5,6(1 <i>H</i> ,3 <i>H</i>)-Pyrimidinotetrone		 9384 2,4,5,6(1 <i>H</i> ,3 <i>H</i>)-Pyrimidinotetrone 5-oxime	
 9385 2,4,6-Pyrimidinotriamine	 9386 Pyriminil		 9387 Pyrrhione zinc		 9388 Pyrocatechol		 9389 <i>L</i> -Pyrogutamic acid

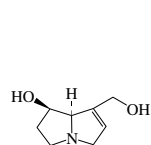
No.	Name	Synonym	Mol. Form.	CAS RN	Mol. Wt.	Physical Form	mp/°C	bp/°C	den g cm ⁻³	n _D	Solubility
9390	Pyrolan		C ₁₃ H ₁₅ N ₃ O ₂	87-47-8	245.277		52.0(0.5)	161 ^{0.2}			s ctc, CS ₂
9391	Pyrobutamine	1-[4-(4-Chlorophenyl)-3-phenyl-2-butenyl]pyrrolidine	C ₂₀ H ₂₂ ClN	91-82-7	311.849	cry	49	192 ^{0.3}			
9392	Pyrrole	Imidole	C ₄ H ₅ N	109-97-7	67.090	liq	-23.39(0.02)	129.74(0.04)	0.9698 ²⁰	1.5085 ²⁰	sl H ₂ O; s EtOH, eth, ace, bz, chl
9393	1 <i>H</i> -Pyrrole-2-carboxaldehyde		C ₅ H ₅ NO	1003-29-8	95.100	orth pr (peth)	46.5	218		1.5939 ¹⁶	sl chl, liq
9394	1 <i>H</i> -Pyrrole-2-carboxylic acid		C ₅ H ₅ NO ₂	634-97-9	111.100	lf (w)	191(5)				s H ₂ O, EtOH, eth
9395	1 <i>H</i> -Pyrrole-3-carboxylic acid	3-Pyrrolecarboxylic acid	C ₅ H ₅ NO ₂	931-03-3	111.100	nd (lig)	161.5				
9396	1 <i>H</i> -Pyrrole-2,5-dione		C ₄ H ₃ NO ₂	541-59-3	97.073	pl (bz)	94	sub	1.2493 ¹⁰⁶		s H ₂ O, EtOH, eth
9397	Pyrrolidine	Azacyclopentane	C ₄ H ₉ N	123-75-1	71.121	col liq	-57.79(0.03)	86.6(0.1)	0.8586 ²⁰	1.4431 ²⁰	msc H ₂ O; s EtOH, eth; sl bz, chl
9398	1-Pyrrolidineethanamine		C ₆ H ₁₁ N ₂	7154-73-6	114.188			166	0.901 ²⁵	1.4687 ²⁰	
9399	1-Pyrrolidineethanol		C ₆ H ₁₃ NO	2955-88-6	115.173			187	0.9750 ²⁰	1.4713 ²⁰	
9400	1-[4-(1-Pyrrolidinyl)-2-butynyl]-2-pyrrolidinone	Oxtremorine	C ₁₂ H ₁₈ N ₂ O	70-22-4	206.283	pa ye liq		124 ^{0.1}	0.991 ²⁵	1.5160 ²⁰	
9401	3-(2-Pyrrolidinyl)pyridine, (S)-	Nornicotine	C ₉ H ₁₂ N ₂	494-97-3	148.204	hyg		270	1.0737 ¹⁹	1.5378 ¹⁸	vs H ₂ O, ace, eth, EtOH
9402	2-Pyrrolidone	γ-Butyrolactam	C ₄ H ₇ NO	616-45-5	85.105	cry (peth)	25.92(0.01)	251.2(0.1)	1.120 ²⁰	1.4806 ³⁰	vs H ₂ O, EtOH, eth, bz, chl, CS ₂
9403	1-(1 <i>H</i> -Pyrrol-2-yl)ethanone		C ₆ H ₇ NO	1072-83-9	109.126	mcl nd (w)	89.8(0.4)	220			s H ₂ O, EtOH, eth
9404	Pyruvic acid		C ₃ H ₄ O ₃	127-17-3	88.062		13.8	165 dec	1.2272 ²⁰	1.4280 ²⁰	msc H ₂ O, EtOH, eth; s ace
9405	Pyrvinium chloride		C ₂₆ H ₂₈ ClN ₃	548-84-5	417.973	red pow (w)	250 dec				
9406	1,1':4',1'':4'',1'''-Quaterphenyl		C ₂₄ H ₁₈	135-70-6	306.400		313.8(0.7)	428 ¹⁸			i H ₂ O, EtOH, eth, chl; s bz, PhNO ₂ , HOAc
9407	Quercetin		C ₁₅ H ₁₀ O ₇	117-39-5	302.236	ye nd (dil al, + 2 w)	322(1)	sub			sl H ₂ O, eth, MeOH; s EtOH, ace, py
9408	Quercitrin	Quercetin-3- <i>L</i> -rhamnoside	C ₂₁ H ₂₀ O ₁₁	522-12-3	448.377	pa ye nd or pl (+2w, dil al)	170				i H ₂ O, eth; s EtOH, HOAc, MeOH, alk
9409	Quillic acid		C ₃₀ H ₄₆ O ₅	631-01-6	486.683	nd (dil al)	294				vs ace, eth, py, EtOH
9410	Quinacrine	Mepacrine	C ₂₀ H ₁₉ ClN ₃ O	83-89-6	399.956	ye oil	87				
9411	Quinaldine Red		C ₂₁ H ₂₃ IN ₂	117-92-0	430.325	dk red pow					s H ₂ O; vs EtOH
9412	Quinamine		C ₁₉ H ₂₄ N ₂ O ₂	464-85-7	312.406	pr (bz), nd (80% al)	185.5				i H ₂ O; vs EtOH, bz; s eth, ace
9413	Quinazoline	1,3-Benzodiazine	C ₈ H ₆ N ₂	253-82-7	130.147	ye pl (peth)	47.7(0.2)	237(6)			vs H ₂ O; s EtOH, eth, ace, bz; sl chl
9414	Quinclorac	3,7-Dichloroquinoline-8-carboxylic acid	C ₁₀ H ₅ Cl ₂ NO ₂	84087-01-4	242.059		274		1.75		
9415	Quinethazone		C ₁₀ H ₁₂ ClN ₃ O ₃ S	73-49-4	289.738						s tfa
9416	Quinic acid		C ₇ H ₁₂ O ₆	77-95-2	192.166		162.5		1.64 ²⁵		vs H ₂ O, EtOH, HOAc
9417	Quinidine		C ₂₀ H ₂₄ N ₂ O ₂	56-54-2	324.417	cry (+2.5w, dil al)	174				sl H ₂ O, eth; s EtOH, bz; vs chl; i peth
9418	Quinine	6'-Methoxycinchonan-9-ol, (8 <i>α</i> ,9 <i>R</i>)	C ₂₀ H ₂₄ N ₂ O ₂	130-95-0	324.417		57			1.625 ¹⁵	sl H ₂ O, ace; vs EtOH, py; s eth, chl
9419	Quinine hydrochloride	6'-Methoxycinchonan-9-ol monohydrochloride, (8 <i>α</i> ,9 <i>R</i>)	C ₂₀ H ₂₅ ClN ₂ O ₂	130-89-2	360.878	silky efflor nd (w)	159				vs H ₂ O, EtOH, chl
9420	Quinine sulfate		C ₄₀ H ₅₀ N ₄ O ₈ S	804-63-7	746.912	silky nd (w)	235.2				vs EtOH
9421	Quinone		C ₂₀ H ₂₂ N ₂ O ₂	84-31-1	322.401	nd, lf (eth)	108				vs bz, eth, EtOH
9422	2-Quinolinamine	2-Aminoquinoline	C ₉ H ₈ N ₂	580-22-3	144.173	lf (w)	129(2)	sub			vs H ₂ O; s EtOH, eth, ace, chl; sl bz
9423	3-Quinolinamine	3-Aminoquinoline	C ₉ H ₈ N ₂	580-17-6	144.173	orth (w, dil al)	94				vs eth, EtOH, chl
9424	4-Quinolinamine	4-Aminoquinoline	C ₉ H ₈ N ₂	578-68-7	144.173	nd (bz, dil al)	154.8	180 ¹²			s H ₂ O, bz, chl; vs EtOH, eth
9425	5-Quinolinamine	5-Aminoquinoline	C ₉ H ₈ N ₂	611-34-7	144.173	ye nd (al) lf (eth)	106.0(0.2)	310			sl H ₂ O; vs EtOH, eth; s bz; i lig
9426	6-Quinolinamine	6-Aminoquinoline	C ₉ H ₈ N ₂	580-15-4	144.173	cry (w+2), pr (eth)	116(2)	187 ¹²			sl H ₂ O, eth; s NH ₃ , EtOH

9390
Pyrolan9391
Pyrrobutamine9392
Pyrrole9393
1*H*-Pyrrole-2-carboxaldehyde9394
1*H*-Pyrrole-2-carboxylic acid9395
1*H*-Pyrrole-3-carboxylic acid9396
1*H*-Pyrrole-2,5-dione9397
Pyrrolidine9398
1-Pyrrolidineethanamine9399
1-Pyrrolidineethanol9400
1-[4-(1-Pyrrolidinyl)-2-butynyl]-2-pyrrolidinone9401
3-(2-Pyrrolidinyl)pyridine, (*S*)-9402
2-Pyrrolidone9403
1-(1*H*-Pyrrol-2-yl)ethanone9404
Pyruvic acid9405
Pyrvinium chloride9406
1,1':4',1'':4'',1'''-Quaterphenyl9407
Quercetin9408
Quercitrin9409
Quillaic acid9410
Quinacrine9411
Quinaldine Red9412
Quinamine9413
Quinazoline9414
Quinclorac9415
Quinethazone9416
Quinic acid9417
Quinidine9418
Quinine9419
Quinine hydrochloride9420
Quinine sulfate9421
Quinone9422
2-Quinolinamine9423
3-Quinolinamine9424
4-Quinolinamine9425
5-Quinolinamine9426
6-Quinolinamine

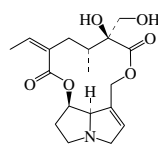
No.	Name	Synonym	Mol. Form.	CAS RN	Mol. Wt.	Physical Form	mp/°C	bp/°C	den g cm ⁻³	n _D	Solubility
9427	8-Quinolamine	8-Aminoquinoline	C ₉ H ₈ N ₂	578-66-5	144.173	pa ye nd (sub) cry (al, lig)	64(2)	157 ¹⁹			vs H ₂ O, EtOH
9428	Quinoline	1-Azanaphthalene	C ₉ H ₇ N	91-22-5	129.159	liq	-14.78(0.05)	237.1(0.5)	1.0977 ¹⁵	1.6268 ²⁰	sl H ₂ O; msc EtOH, eth, ace, bz, CS ₂ ; s ctc
9429	4-Quinolincarboxaldehyde	Cinchoninaldehyde	C ₁₀ H ₇ NO	4363-93-3	157.169	nd (to-peth)	51	122 ⁴			vs eth, tol
9430	2-Quinolincarboxylic acid	Quinaldic acid	C ₁₀ H ₇ NO ₂	93-10-7	173.169		156				s H ₂ O; vs bz
9431	8-Quinolincarboxylic acid	8-Carboxyquinoline	C ₁₀ H ₇ NO ₂	86-59-9	173.169	nd (w)	187	sub			vs EtOH
9432	2(1 <i>H</i>)-Quinolinetione		C ₉ H ₇ NS	2637-37-8	161.224		187				i H ₂ O; vs EtOH, eth, bz; sl DMSO
9433	2-Quinolinol	2-Hydroxyquinoline	C ₉ H ₇ NO	59-31-4	145.158	pr (MeOH)	199.5	sub			sl H ₂ O, DMSO; vs EtOH, eth; s dil HCl
9434	3-Quinolinol	3-Hydroxyquinoline	C ₉ H ₇ NO	580-18-7	145.158	cry (bz, dil al)	201.3				i H ₂ O; s EtOH; sl eth, chl; vs bz
9435	4-Quinolinol	4-Hydroxyquinoline	C ₉ H ₇ NO	611-36-9	145.158	nd (w+3)	210				vs H ₂ O, EtOH; sl eth, bz, peth
9436	5-Quinolinol	5-Hydroxyquinoline	C ₉ H ₇ NO	578-67-6	145.158	nd (al), pl	224(3)	sub			s H ₂ O, bz, chl; sl EtOH; vs MeOH; i lig
9437	6-Quinolinol	6-Hydroxyquinoline	C ₉ H ₇ NO	580-16-5	145.158	pr (al, eth)	195	360			i H ₂ O, bz, chl; sl EtOH, eth; s alk
9438	7-Quinolinol	7-Hydroxyquinoline	C ₉ H ₇ NO	580-20-1	145.158	pr (al), nd (dil al-eth)	238(3)	sub			vs EtOH
9439	8-Quinolinol	8-Hydroxyquinoline	C ₉ H ₇ NO	148-24-3	145.158	nd (dil al)	74(2)	267	1.034 ²⁰		i H ₂ O, eth; vs EtOH, bz, chl; s ace
9440	8-Quinolinol benzoate	Benzoxiquine	C ₁₆ H ₁₁ NO ₂	86-75-9	249.264						sl chl
9441	8-Quinolinol sulfate (2:1)	8-Hydroxyquinoline sulfate	C ₁₈ H ₁₆ N ₂ O ₆ S	134-31-6	388.394		177.5				vs H ₂ O; s EtOH; i eth
9442	Quinovic acid		C ₃₀ H ₄₆ O ₅	465-74-7	486.683	pl or nd	298 dec				
9443	Quinovose		C ₆ H ₁₂ O ₅	7658-08-4	164.156	cry (AcOEt)	136(1)				vs H ₂ O, EtOH
9444	Quinoxaline	1,4-Benzodiazine	C ₈ H ₆ N ₂	91-19-0	130.147	cry (peth)	32.5(0.2)	227(7)	1.1334 ⁴⁸	1.6231 ⁴⁸	s H ₂ O; msc EtOH, eth, ace, bz; sl chl
9445	2(1 <i>H</i>)-Quinoxalinone		C ₈ H ₆ N ₂ O	1196-57-2	146.146	lf (al)	269.4(0.4)	361(15)			
9446	Quizalofop-Ethyl		C ₁₉ H ₁₇ ClN ₂ O ₄	76578-14-8	372.802	wh cry	93	220 ^{0.2}			i H ₂ O; s bz, EtOH, ace, xyl
9447	Radicin		C ₁₂ H ₁₂ O ₅	10088-95-6	236.220		221.5				sl chl
9448	Raffinose		C ₁₈ H ₃₂ O ₁₆	512-69-6	504.437		80		1.465 ²⁵		s H ₂ O, py; vs MeOH; sl EtOH; i eth
9449	Ranitidine		C ₁₃ H ₂₂ N ₄ O ₃ S	66357-35-5	314.404	solid	69.5				
9450	Raubasine		C ₂₁ H ₂₄ N ₂ O ₃	483-04-5	352.427		258 dec				i H ₂ O; s MeOH
9451	Raunescine		C ₃₁ H ₃₆ N ₂ O ₈	117-73-7	564.626		165				i H ₂ O; s EtOH, chl, HOAc
9452	Reinecke salt	Ammonium tetrathiocyanodiaminechromate(III) monohydrate	C ₄ H ₁₂ CrN ₇ OS ₄	13573-16-5	354.440	red cry (w)	270 dec				s H ₂ O, EtOH, ace; i bz
9453	Resazurin	7-Hydroxy-3 <i>H</i> -phenoxazin-3-one, 10-oxide	C ₁₂ H ₇ NO ₄	550-82-3	229.189	dk red to gr pr or pl (HOAc)		sub			i H ₂ O, eth; sl EtOH, HOAc; s alk
9454	Rescinnamine		C ₃₅ H ₄₂ N ₂ O ₉	24815-24-5	634.716	nd (bz)	238.5				i H ₂ O; sl EtOH; s ace, chl, AcOEt
9455	Reserpine acid		C ₂₂ H ₂₈ N ₂ O ₅	83-60-3	400.467	cry (MeOH)	242				
9456	Reserpine		C ₃₃ H ₄₀ N ₂ O ₉	50-55-5	608.679	lo pr (dil ace)	264.5				sl H ₂ O, eth, ace; s EtOH, bz, AcOEt
9457	<i>cis</i> -Resmethrin, (-)		C ₂₂ H ₂₆ O ₃	10453-86-8	338.439		57.5(0.5)				
9458	Resorcinol	1,3-Benzenediol	C ₆ H ₆ O ₂	108-46-3	110.111	nd (bz), pl (w)	109.8(0.4)	280(2)	1.278 ²⁰	1.578 ²⁵	vs H ₂ O, ctc; s EtOH, eth; sl bz, chl
9459	11- <i>cis</i> -Retinal	Vitamin A ₁ aldehyde	C ₂₀ H ₂₈ O	564-87-4	284.435	cry					
9460	Retinal (all <i>trans</i>)		C ₂₀ H ₂₈ O	116-31-4	284.435	oran cry	64				i H ₂ O; s EtOH, chl, cy, peth
9461	13- <i>cis</i> -Retinoic acid	Accutane	C ₂₀ H ₂₈ O ₂	4759-48-2	300.435	cry (EtOH)	189				
9462	13- <i>trans</i> -Retinoic acid		C ₂₀ H ₂₈ O ₂	302-79-4	300.435	cry (MeOH)	181.5				
9463	Retinol	Vitamin A	C ₂₀ H ₃₀ O	68-26-8	286.451	ye pr (peth)	63.5	137 ^{0.00001}			i H ₂ O; s EtOH, eth, ace, bz
9464	Retinyl palmitate	Retinol, hexadecanoate	C ₃₆ H ₆₀ O ₂	79-81-2	524.860		28				

9427
8-Quinolamine9428
Quinoline9429
4-Quinolincarboxaldehyde9430
2-Quinolincarboxylic acid9431
8-Quinolincarboxylic acid9432
2(1H)-Quinolmethione9433
2-Quinolinol9434
3-Quinolinol9435
4-Quinolinol9436
5-Quinolinol9437
6-Quinolinol9438
7-Quinolinol9439
8-Quinolinol9440
8-Quinolinol benzoate9441
8-Quinolinol sulfate (2:1)9442
Quinovic acid9443
Quinovose9444
Quinoxaline9445
2(1H)-Quinoxalinone9446
Quizalofop-Ethyl9447
Radicinin9448
Raffinose9449
Ranitidine9450
Raubasine9451
Raunesine9452
Reinecke salt9453
Resazurin9454
Rescinamine9455
Reserpine acid9456
Reserpine9457
cis-Resmethrin, (-)9458
Resorcinol9459
11-*cis*-Retinal9460
Retinal (all *trans*)9461
13-*cis*-Retinoic acid9462
13-*trans*-Retinoic acid9463
Retinol9464
Retinyl palmitate

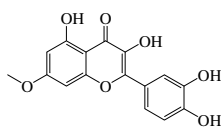
No.	Name	Synonym	Mol. Form.	CAS RN	Mol. Wt.	Physical Form	mp/°C	bp/°C	den g cm ⁻³	n _D	Solubility
9465	Retronecine, (+)		C ₈ H ₁₃ NO ₂	480-85-3	155.195	cry (ace)	121				s H ₂ O, EtOH; sl eth
9466	Retrorsine		C ₁₈ H ₂₅ NO ₆	480-54-6	351.395	cry (AcOEt)	212				sl H ₂ O, ace; s EtOH, chl; i eth
9467	Rhamnetin		C ₁₆ H ₁₂ O ₇	90-19-7	316.262	ye nd (al)	295				sl H ₂ O; s EtOH, ace, PhOH; vs dil alk
9468	DL-α-Rhamnose		C ₆ H ₁₂ O ₅	116908-82-8	164.156	cry (w)	151				vs H ₂ O, EtOH
9469	D-Rhamnose	6-Deoxy-D-mannose	C ₆ H ₁₂ O ₅	634-74-2	164.156						s H ₂ O
9470	Rheadine		C ₂₁ H ₂₁ NO ₆	2718-25-4	383.395	nd (chl, eth, al)	257	sub			
9471	Rhein		C ₁₅ H ₆ O ₆	478-43-3	284.221	ye or oran nd (MeOH, py)	321	sub			sl H ₂ O, EtOH, eth, ace, bz; vs py
9472	Rhenium carbonyl	Dirhenium decacarbonyl	C ₁₀ O ₁₀ Re ₂	14285-68-8	652.515	ye-wh cry	170 dec		2.87		s os
9473	Rhizopterin		C ₁₅ H ₁₂ N ₆ O ₄	119-20-0	340.294	lt ye pl (w)	>300				i H ₂ O, EtOH, eth; s aq alk, aq NH ₃ , py
9474	Rhodamine B		C ₂₈ H ₃₂ ClN ₂ O ₃	81-88-9	480.018		165				s H ₂ O, EtOH, eth, bz, xyl
9475	Rhodium carbonyl chloride	Dirhodium tetracarbonyl dichloride	C ₄ Cl ₂ O ₄ Rh ₂	14523-22-9	388.758	red-oran cry	124				s os
9476	Ribavirin	Tribavirin	C ₈ H ₁₂ N ₄ O ₅	36791-04-5	244.205	col cry (EtOH)	175				s H ₂ O
9477	Ribitol	Adonitol	C ₅ H ₁₂ O ₅	488-81-3	152.146	pr (w), nd (al)	96(1)				s H ₂ O, EtOH; i eth, lig
9478	Riboflavin		C ₁₇ H ₂₀ N ₄ O ₆	83-88-5	376.364	ye or oran-ye nd (w)	280 dec				i H ₂ O, eth, ace, chl; sl EtOH
9479	Riboflavin-5'-phosphate		C ₁₇ H ₂₁ N ₄ O ₉ P	146-17-8	456.34	ye cry (w)					
9480	D-Ribose		C ₅ H ₁₀ O ₅	50-69-1	150.130	pl (al)	88				s H ₂ O; sl EtOH
9481	L-Ribose		C ₅ H ₁₀ O ₅	24259-59-4	150.130		81				
9482	D-Ribulose	erythro-2-Pentulose	C ₅ H ₁₀ O ₅	488-84-6	150.130	syrup					vs H ₂ O
9483	Ricinine	1,2-Dihydro-4-methoxy-1-methyl-2-oxo-3-pyridinecarboxitrile	C ₈ H ₈ N ₂ O ₂	524-40-3	164.162	pr or lf (w, al)	201.5	170 sub			s H ₂ O, chl; sl EtOH, bz; vs py; i peth
9484	Rifabutin		C ₄₆ H ₆₂ N ₄ O ₁₁	72559-06-9	847.004	viol-red cry					i H ₂ O; vs chl; s MeOH; sl EtOH
9485	Rifampin		C ₄₃ H ₅₈ N ₄ O ₁₂	13292-46-1	822.941	red-oran pl (ace)	185 dec				
9486	Rinderine	Echinatine-3'-epimer	C ₁₂ H ₂₂ NO ₅	6029-84-1	299.364	cry (ace)	100.5				
9487	Ronnel		C ₈ H ₈ Cl ₃ O ₃ PS	299-84-3	321.546		42.6(0.9)	152 ^{0.4}	1.44 ³²	1.5335 ³⁵	
9488	Rotenone		C ₂₃ H ₂₂ O ₆	83-79-4	394.417	nd or lf (al, aq-ace)	165.0(0.5)	215 ^{0.5}			i H ₂ O; s EtOH, ace, bz; sl eth; vs chl
9489	Rubijervine		C ₂₇ H ₄₃ NO ₂	79-58-3	413.636	nd (+1w, dil al)	242				vs bz, EtOH, chl
9490	Rubratoxin B		C ₂₈ H ₃₀ O ₁₁	21794-01-4	518.509	cry (MeCN)	169 dec				
9491	Rutecarpine		C ₁₈ H ₁₃ N ₃ O	84-26-4	287.315	ye nd (al, AcOEt)	259.5				sl EtOH, ace, bz
9492	Ruthenium dodecacarbonyl	Triruthenium dodecacarbonyl	C ₁₂ O ₁₂ Ru ₃	15243-33-1	639.33	oran cry	dec 150				
9493	Ruthenium(III) 2,4-pentanedioate	Ruthenium(III) acetylacetonate	C ₁₅ H ₂₁ O ₈ Ru	14284-93-6	398.39	red-brn cry	230				
9494	Rutinose		C ₁₂ H ₂₂ O ₁₀	90-74-4	326.297	hyg pow (al, eth)	190 dec				vs H ₂ O, EtOH
9495	Sabadine		C ₂₈ H ₄₇ NO ₈	124-80-1	537.685	nd (eth)	258				vs ace, EtOH
9496	Saccharin		C ₇ H ₅ NO ₃ S	81-07-2	183.185	nd (ace) pr (al), lf (w)	227(2)	sub	0.828 ²⁵		sl H ₂ O, bz, eth, chl; s ace, EtOH
9497	Saccharin sodium	1,2-Benzisothiazolin-3-one, 1,1-dioxide, sodium salt	C ₇ H ₄ NNaO ₃ S	128-44-9	205.167	wh cry	229				s H ₂ O
9498	Safranal	2,6,6-Trimethyl-1,3-cyclohexadiene-1-carboxaldehyde	C ₁₀ H ₁₄ O	116-26-7	150.217			70 ¹	0.9734 ¹⁹	1.5281 ¹⁹	vs EtOH, peth
9499	Safrole	5-(2-Propenyl)-1,3-benzodioxole	C ₁₀ H ₁₀ O ₂	94-59-7	162.185	mcl	11.2	235(3)	1.1000 ²⁰	1.5381 ²⁰	i H ₂ O; vs EtOH; msc eth, chl
9500	Salcomine	N,N'-Bis(salicylidene)-ethylenediaminocobalt(II)	C ₁₆ H ₁₄ CoN ₂ O ₂	14167-18-1	325.227	red cry (DMF)					s bz, chl, py
9501	Salicylaldehyde	2-Hydroxybenzaldehyde	C ₇ H ₆ O ₂	90-02-8	122.122	liq	-7(2)	208(5)	1.1674 ²⁰	1.5740 ²⁰	sl H ₂ O, chl; msc EtOH; vs ace, bz



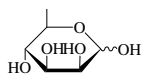
9465
Retronecine, (+)



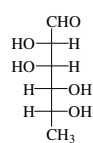
9466
Retrorsine



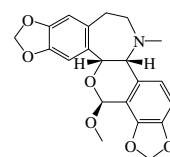
9467
Rhamnetin



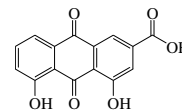
9468
DL-α-Rhamnose



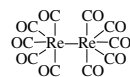
9469
D-Rhamnose



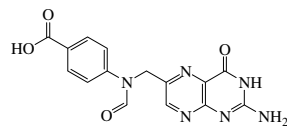
9470
Rheadine



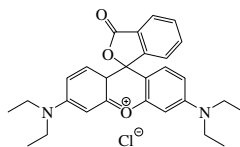
9471
Rhein



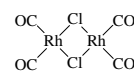
9472
Rhenium carbonyl



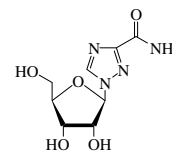
9473
Rhizopterin



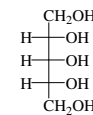
9474
Rhodamine B



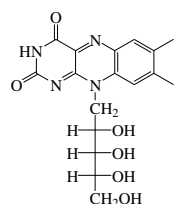
9475
Rhodium carbonyl chloride



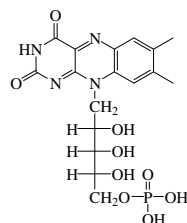
9476
Ribavirin



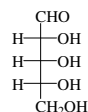
9477
Ribitol



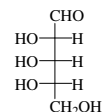
9478
Riboflavin



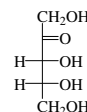
9479
Riboflavin-5'-phosphate



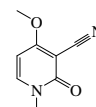
9480
D-Ribose



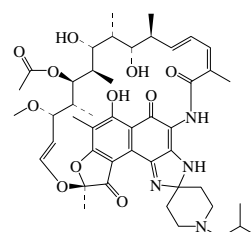
9481
L-Ribose



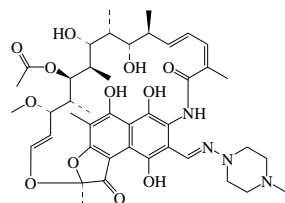
9482
D-Ribulose



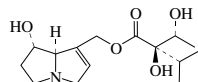
9483
Ricine



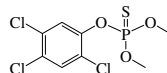
9484
Rifabutin



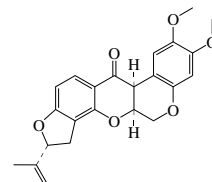
9485
Rifampin



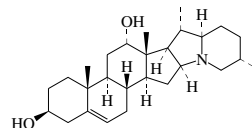
9486
Rinderine



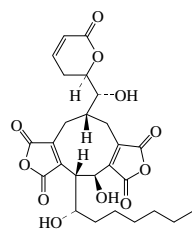
9487
Ronnel



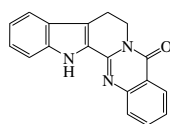
9488
Rotenone



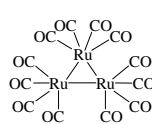
9489
Rubijervine



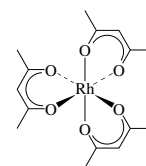
9490
Rubratoxin B



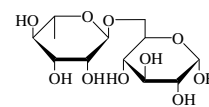
9491
Rutecarpine



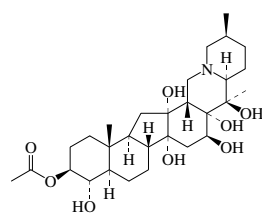
9492
Ruthenium dodecacarbonyl



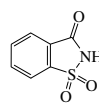
9493
Ruthenium(III) 2,4-pentanedioate



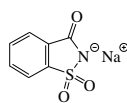
9494
Rutinose



9495
Sabadine



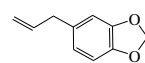
9496
Saccharin



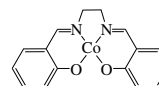
9497
Saccharin sodium



9498
Safranal



9499
Safole

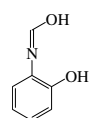


9500
Salcomine

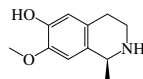


9501
Salicylaldehyde

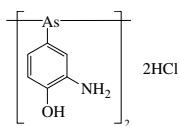
No.	Name	Synonym	Mol. Form.	CAS RN	Mol. Wt.	Physical Form	mp/°C	bp/°C	den g cm ⁻³	n _D	Solubility
9502	Salicylaldoxime		C ₇ H ₇ NO ₂	94-67-7	137.137		57				sl H ₂ O; vs EtOH, eth, bz; s chl; i lig
9503	Salsoline		C ₁₁ H ₁₅ NO ₂	89-31-6	193.243	pow or cry (al)	221.5				sl H ₂ O, EtOH; i eth, peth; s chl, alk
9504	Salvarsan dihydrochloride	Arsphenamine	C ₁₂ H ₁₄ As ₂ Cl ₂ N ₂ O ₂	139-93-5	439.000	ye hyg pow	190 dec				vs H ₂ O
9505	Sanguinarine		C ₂₀ H ₁₅ NO ₅	2447-54-3	349.337	cry (eth, al)	266				vs ace, bz, eth, EtOH
9506	α-Santalol		C ₁₈ H ₂₄ O	115-71-9	220.351			301.5	0.9679 ²⁰	1.5023 ²⁰	i H ₂ O; s EtOH
9507	β-Santalol		C ₁₈ H ₂₄ O	77-42-9	220.351			167 ¹⁰	0.9750 ²⁰	1.5115 ²⁰	
9508	Santonin acid		C ₁₅ H ₂₀ O ₄	510-35-0	264.318	cry	171	285 ¹⁵			sl H ₂ O; s chl, eth, HOAc, EtOH
9509	α-Santonin		C ₁₅ H ₁₈ O ₃	481-06-1	246.302	orth (w, eth)	175		1.590 ²⁵		sl H ₂ O, EtOH, eth; s bz, chl; i peth
9510	Sarcosine	N-Methylglycine	C ₂ H ₅ NO ₂	107-97-1	89.094	cry (al)	212 dec				s H ₂ O
9511	Sarmentogenin		C ₂₃ H ₃₄ O ₅	76-28-8	390.513	pr (95% al, MeOH-eth)	280				i H ₂ O, eth, bz; s EtOH; sl ace, chl
9512	Sarpagan-17-al	Velloimine	C ₁₉ H ₂₀ N ₂ O	6874-98-2	292.374	cry (MeOH)	305.5	180 sub			
9513	Sarpagan-10,17-diol	Sarpagine	C ₁₉ H ₂₂ N ₂ O ₂	482-68-8	310.390	nd	320				i H ₂ O; s EtOH
9514	Saxitoxin dihydrochloride		C ₁₀ H ₁₉ Cl ₂ N ₇ O ₄	35554-08-6	372.209	hyg wh solid					vs H ₂ O, MeOH, EtOH
9515	Scarlet red		C ₂₄ H ₂₀ N ₄ O	85-83-6	380.442	dk br pow or nd	185; dec 260				i H ₂ O; sl ace, bz; vs chl, peth
9516	Schradan		C ₈ H ₂₄ N ₄ O ₃ P ₂	152-16-9	286.250		17	154 ^{2.0}	1.09 ²⁵	1.462 ²⁵	vs H ₂ O, EtOH, chl
9517	Scilliroside		C ₃₂ H ₄₄ O ₁₂	507-60-8	620.684	lo pr (dil MeOH)	169	dec			sl H ₂ O, ace, chl; vs EtOH, diox; i eth
9518	Scopolamine		C ₁₇ H ₂₁ NO ₄	51-34-3	303.354	visc liq					vs hot H ₂ O, EtOH, ace; sl bz
9519	Scopoline		C ₈ H ₁₃ NO ₂	487-27-4	155.195	hyg nd (lig, eth, chl, peth)	108.5	248	1.0891 ¹³⁴		s H ₂ O
9520	Sebacic acid	Decanedioic acid	C ₁₀ H ₁₈ O ₄	111-20-6	202.248	lf	131(1)	374(5)	1.2705 ²⁰	1.422 ¹³³	sl H ₂ O; s EtOH, eth; i bz
9521	Selenium methionine	Selenomethionine	C ₅ H ₁₁ NO ₂ Se	1464-42-2	196.11	hex pl (MeOH aq)	265 dec				
9522	Selenoformaldehyde		CH ₂ Se	6596-50-5	92.99	unstab gas					
9523	Selenourea	Carbamimidoseleonic acid	CH ₃ N ₂ Se	630-10-4	123.02	pr or nd (w)		200 dec			vs H ₂ O
9524	Semicarbazide hydrochloride		CH ₃ CIN ₃ O	563-41-7	111.531	pr (dil al)	176 dec				vs H ₂ O
9525	Senecionine		C ₁₈ H ₂₅ NO ₅	130-01-8	335.396	pl	232				i H ₂ O; sl EtOH, eth; s chl
9526	Seneciphylline		C ₁₈ H ₂₃ NO ₅	480-81-9	333.380	pl (AcOEt)	217 dec				s chl; sl EtOH, ace; i eth
9527	Senkirkin		C ₁₉ H ₂₇ NO ₆	2318-18-5	365.420	pl (ace)	197				
9528	L-Sepiapterin	6-Lactoyl-7,8-dihydropterin	C ₉ H ₁₁ N ₅ O ₃	17094-01-8	237.215	ye pow or cry					
9529	DL-Serine		C ₃ H ₇ NO ₃	302-84-1	105.093	mcl pr or lf (w)	246 dec		1.603 ²²		s H ₂ O; i EtOH, eth, bz, HOAc
9530	D-Serine		C ₃ H ₇ NO ₃	312-84-5	105.093	nd or hex pr (w)	229 dec	dec			vs H ₂ O; i EtOH, eth, bz, HOAc
9531	L-Serine	2-Amino-3-hydroxypropanoic acid, (S)	C ₃ H ₇ NO ₃	56-45-1	105.093	hex pl or pr (w)	228 dec	150 sub	1.6 ²²		s H ₂ O; i EtOH, eth, bz, HOAc
9532	Serpentine alkaloid		C ₂₁ H ₂₀ N ₂ O ₃	18786-24-8	348.395		175				i H ₂ O; s EtOH, eth, ace
9533	Sesin	2,4-Dichlorophenoxyethyl benzoate	C ₁₅ H ₁₂ Cl ₂ O ₃	94-83-7	311.160	cry	66	185 ^{1.5}			
9534	Sesone	Sodium 2-(2,4-dichlorophenoxy)ethyl sulfate	C ₈ H ₇ Cl ₂ NaO ₅ S	136-78-7	309.100		245 dec				
9535	Sethoxydim		C ₁₇ H ₂₈ NO ₂ S	74051-80-2	327.482				1.043 ²⁵		
9536	Shikimic acid		C ₇ H ₁₀ O ₅	138-59-0	174.151	nd	184				sl EtOH; i eth, bz, chl
9537	Siduron		C ₁₄ H ₂₀ N ₂ O	1982-49-6	232.321	cry solid	135				s EtOH, DMF, CH ₂ Cl ₂
9538	Silvex	Propanoic acid, 2-(2,4,5-trichlorophenoxy)-	C ₉ H ₇ Cl ₃ O ₃	93-72-1	269.509		180.7(0.5)				



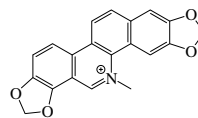
9502
Salicylaldoxime



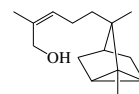
9503
Salsoline



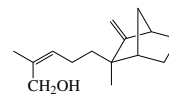
9504
Salvarsan dihydrochloride



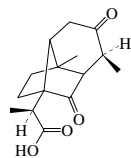
9505
Sanguinarine



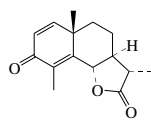
9506
α-Santalol



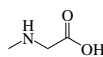
9507
β-Santalol



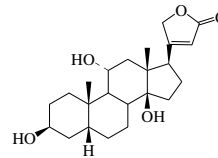
9508
Santonic acid



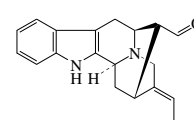
9509
α-Santonin



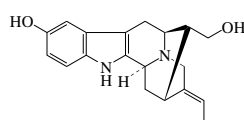
9510
Sarcosine



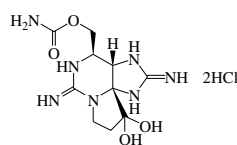
9511
Sarmentogenin



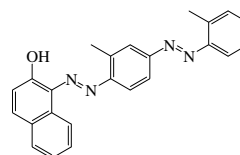
9512
Sarpagan-17-al



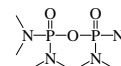
9513
Sarpagan-10,17-diol



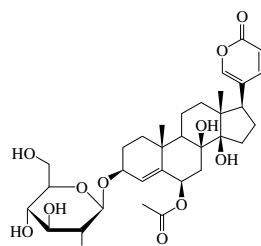
9514
Saxitoxin dihydrochloride



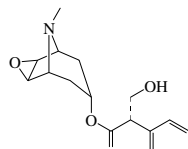
9515
Scarlet red



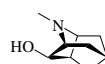
9516
Schradan



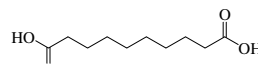
9517
Scilliroside



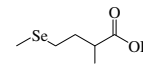
9518
Scopolamine



9519
Scopoline



9520
Sebacic acid



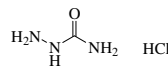
9521
Selenium methionine



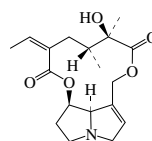
9522
Selenoformaldehyde



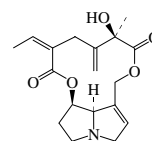
9523
Selenourea



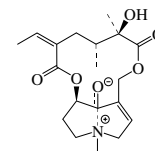
9524
Semicarbazide hydrochloride



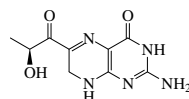
9525
Senecionine



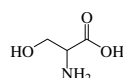
9526
Seneciophylline



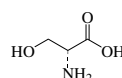
9527
Senkirkin



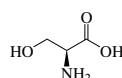
9528
L-Septaplerin



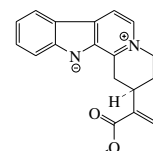
9529
DL-Serine



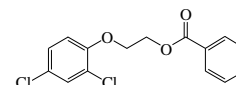
9530
D-Serine



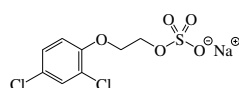
9531
L-Serine



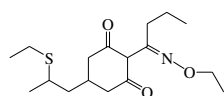
9532
Serpentine alkaloid



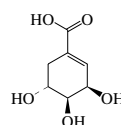
9533
Sesarin



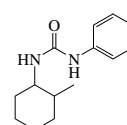
9534
Sesone



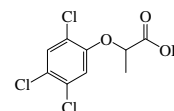
9535
Sethoxydim



9536
Shikimic acid

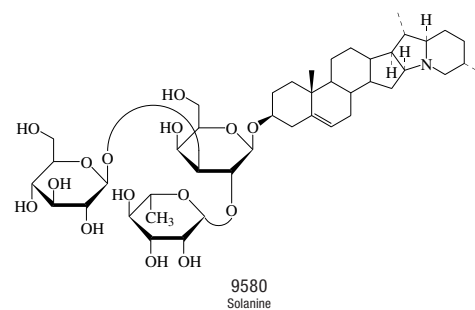
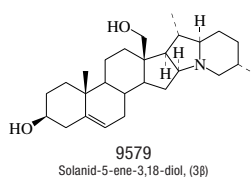
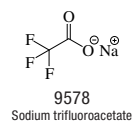
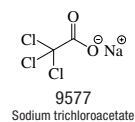
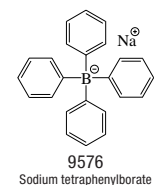
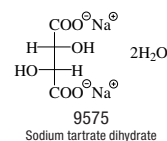
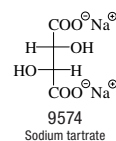
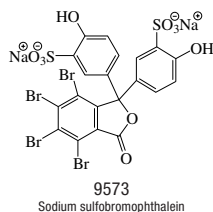
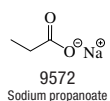
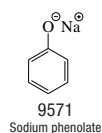
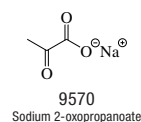
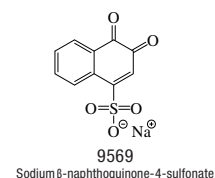
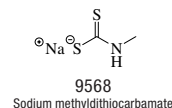
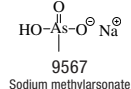
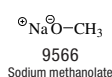
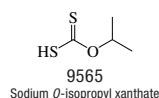
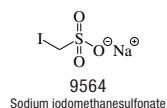
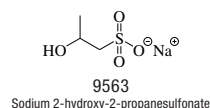
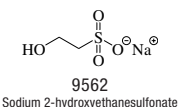
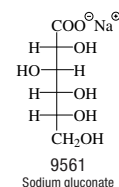
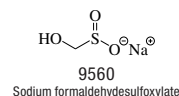
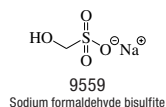
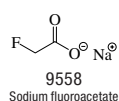
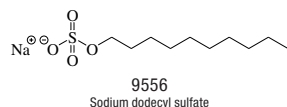
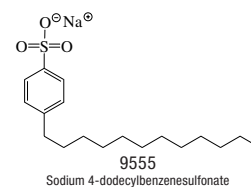
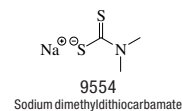
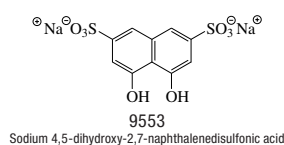
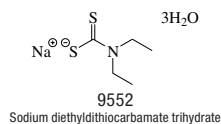
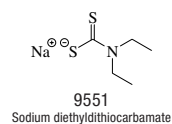
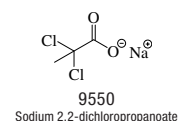
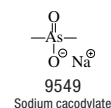
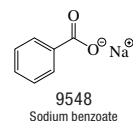
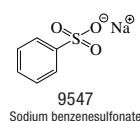
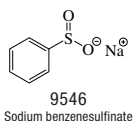
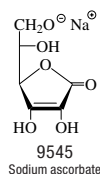
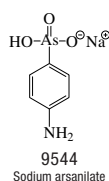
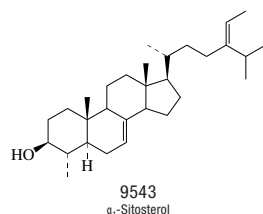
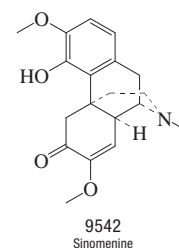
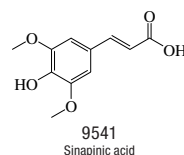
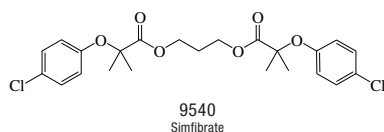
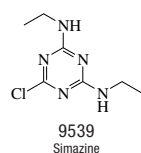


9537
Siduron

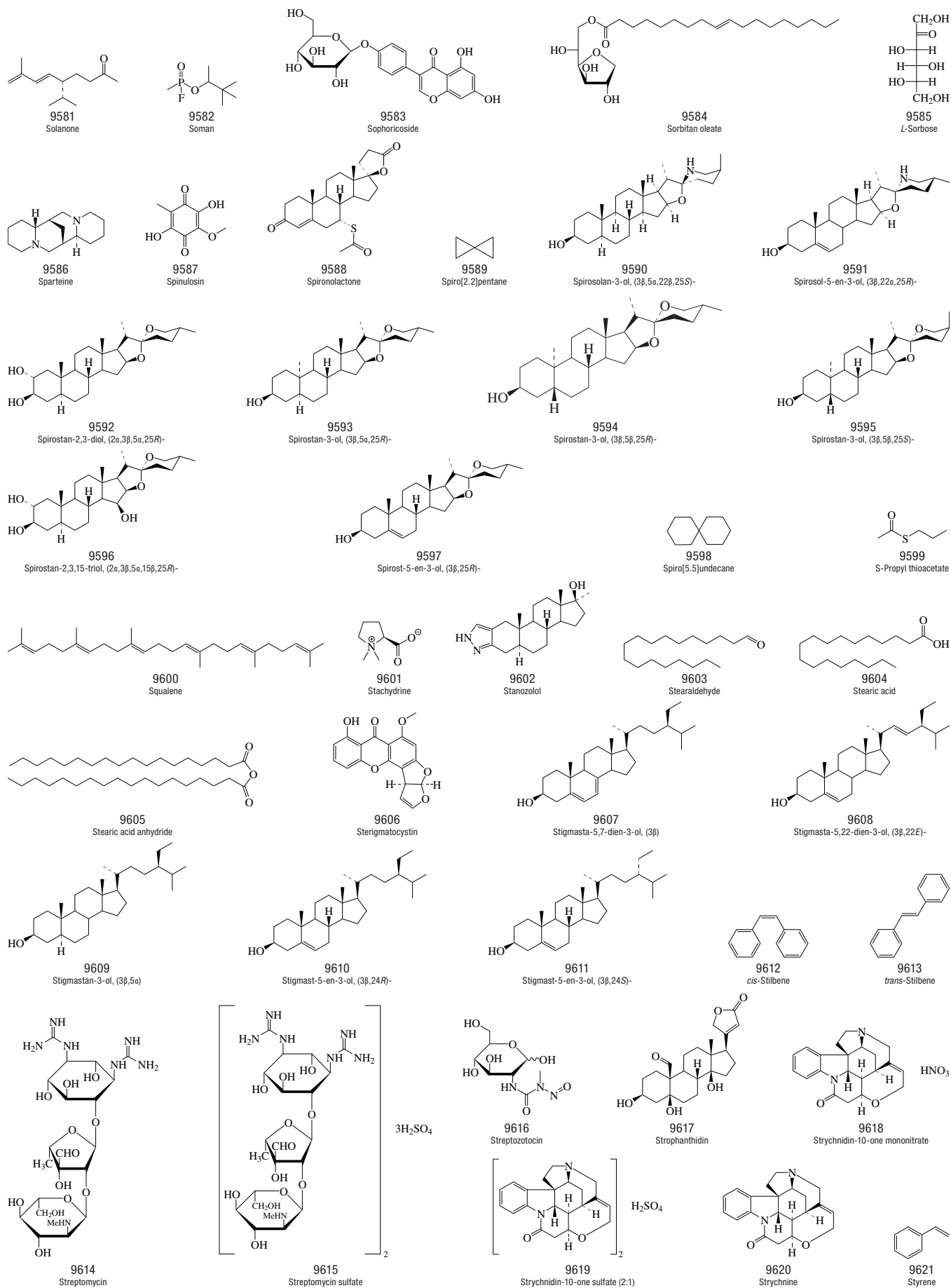


9538
Silvex

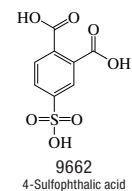
No.	Name	Synonym	Mol. Form.	CAS RN	Mol. Wt.	Physical Form	mp/°C	bp/°C	den g cm ⁻³	n _D	Solubility
9539	Simazine	1,3,5-Triazine-2,4-diamine, 6-chloro- <i>N,N'</i> -diethyl-	C ₇ H ₁₂ ClN ₃	122-34-9	201.657		230.4(0.9)		1.302 ²⁰		
9540	Simfibrate		C ₂₃ H ₂₆ Cl ₂ O ₆	14929-11-4	469.354	cry	52	225 ^{9,15}			
9541	Sinapinic acid	3-(4-Hydroxy-3,5-dimethoxyphenyl)-2-propanoic acid	C ₁₁ H ₁₂ O ₅	530-59-6	224.210	wh pow					i H ₂ O; s MeOH, ace
9542	Sinomenine		C ₁₉ H ₂₃ NO ₄	115-53-7	329.391	nd (bz)	162				sl H ₂ O, eth, bz; s EtOH, ace, dil alk
9543	α ₁ -Sitosterol	4-Methylstigmasta-7,24(28)-dien-3-ol, (3β,4α,5α,24Z)	C ₃₀ H ₅₀ O	474-40-8	426.717	nd (al)	166				vs EtOH, chl
9544	Sodium arsanilate	Sodium (4-aminophenyl)-arsonate	C ₆ H ₇ AsNNaO ₃	127-85-5	239.037	wh cry					s H ₂ O
9545	Sodium ascorbate		C ₆ H ₇ NaO ₆	134-03-2	198.106	cry	218 dec				
9546	Sodium benzenesulfinate		C ₆ H ₅ NaO ₂ S	873-55-2	164.158	cry	300				
9547	Sodium benzenesulfonate	Monosodium benzenesulfonate	C ₆ H ₅ NaO ₃ S	515-42-4	180.157		>300				s H ₂ O; sl EtOH
9548	Sodium benzoate		C ₇ H ₅ NaO ₂	532-32-1	144.104		>300				s H ₂ O
9549	Sodium cacodylate	Sodium dimethylarsonate	C ₂ H ₆ AsNaO ₂	124-65-2	159.980	gran cry	60 (hyd)				vs H ₂ O; s EtOH
9550	Sodium 2,2-dichloropropanoate		C ₃ H ₃ Cl ₂ NaO ₂	127-20-8	164.951	hyg pow	166 dec				
9551	Sodium diethyldithiocarbamate	Dithiocarb sodium	C ₅ H ₁₀ NNaS ₂	148-18-5	171.260	cry (EtOH)	95				s H ₂ O, EtOH, MeOH, ace; i eth, bz
9552	Sodium diethyldithiocarbamate trihydrate	Diethyldithiocarbamate sodium salt trihydrate	C ₅ H ₁₀ NNaO ₃ S ₂	20624-25-3	225.306	orth cry (ace)	95				vs H ₂ O; s EtOH, ace; i bz, eth
9553	Sodium 4,5-dihydroxy-2,7-naphthalenedisulfonic acid	Chromotropic acid disodium salt	C ₁₀ H ₆ Na ₂ O ₆ S ₂	129-96-4	364.260	wh nd or lf (w)					vs H ₂ O
9554	Sodium dimethyldithiocarbamate		C ₃ H ₇ NNaS ₂	128-04-1	144.215	col cry (w)	121 (hyd)				
9555	Sodium 4-dodecylbenzenesulfonate		C ₁₈ H ₂₉ NaO ₃ S	2211-98-5	348.476	cry	144				
9556	Sodium dodecyl sulfate	Sodium lauryl sulfate	C ₁₂ H ₂₅ NaO ₄ S	151-21-3	288.380	wh pow	205				
9557	Sodium ethanolate	Sodium ethoxide	C ₂ H ₅ NaO	141-52-6	68.050	hyg wh pow	260 dec				rac H ₂ O; s EtOH
9558	Sodium fluoroacetate		C ₂ H ₂ FNaO ₂	62-74-8	100.024	wh mcl cry	200				i ace, chl; sl EtOH, MeOH
9559	Sodium formaldehyde bisulfite	Sodium hydroxymethanesulfonate	CH ₃ NaO ₄ S	870-72-4	134.088	cry (EtOH aq)					
9560	Sodium formaldehydesulfoxylate	Sodium hydroxymethanesulfinate	CH ₃ NaO ₃ S	149-44-0	118.088	cry (w)	63 (hyd)				s H ₂ O; i EtOH, bz, eth
9561	Sodium gluconate		C ₆ H ₁₁ NaO ₇	527-07-1	218.137						s H ₂ O
9562	Sodium 2-hydroxyethanesulfonate	Monosodium 2-hydroxyethanesulfonate	C ₂ H ₅ NaO ₄ S	1562-00-1	148.114						s H ₂ O
9563	Sodium 2-hydroxy-2-propanesulfonate	Monosodium 2-hydroxy-2-propanesulfonate	C ₃ H ₇ NaO ₄ S	540-92-1	162.141	cry					s H ₂ O; sl EtOH
9564	Sodium iodomethanesulfonate	Methiodal sodium	CH ₃ INaO ₃ S	126-31-8	243.984	cry					sl EtOH, ace, bz
9565	Sodium <i>O</i> -isopropyl xanthate		C ₄ H ₇ NaOS ₂	140-93-2	158.218	hyg wh-ye pow	150 dec				
9566	Sodium methanolate	Sodium methoxide	CH ₃ NaO	124-41-4	54.024	wh hyg tetr cry	300				rac H ₂ O; s MeOH, EtOH
9567	Sodium methylarsonate		CH ₃ AsNaO ₃	2163-80-6	161.953	cry (w)	115				vs H ₂ O; s MeOH; i os
9568	Sodium methyldithiocarbamate	Metham sodium	C ₂ H ₄ NNaS ₂	137-42-8	129.180	cry (w)					vs H ₂ O
9569	Sodium β-naphthoquinone-4-sulfonate	Sodium 3,4-dihydro-3,4-dioxo-1-naphthalenesulfonate	C ₁₀ H ₅ NaO ₃ S	521-24-4	260.199		287 dec				
9570	Sodium 2-oxopropanoate		C ₃ H ₃ NaO ₃	113-24-6	110.044						s H ₂ O; sl abs EtOH
9571	Sodium phenolate	Sodium phenoxide	C ₆ H ₅ NaO	139-02-6	116.093	hyg cry	384				vs H ₂ O; s EtOH, thf
9572	Sodium propanoate		C ₃ H ₅ NaO ₂	137-40-6	96.061						sl H ₂ O
9573	Sodium sulfobromophthalein	Sulfobromophthalein sodium	C ₂₀ H ₆ Br ₄ Na ₂ O ₁₀ S ₂	71-67-0	837.998	hyg cry					s H ₂ O; i EtOH, ace
9574	Sodium tartrate		C ₄ H ₄ Na ₂ O ₆	868-18-8	194.051						s H ₂ O
9575	Sodium tartrate dihydrate		C ₄ H ₆ Na ₂ O ₈	6106-24-7	230.082				1.545 ²⁵		s H ₂ O; i EtOH
9576	Sodium tetraphenylborate		C ₂₄ H ₂₀ BNa	143-66-8	342.217	nd	300				s H ₂ O, EtOH, ace; sl eth, chl; i peth
9577	Sodium trichloroacetate		C ₂ Cl ₃ NaO ₂	650-51-1	185.369	ye-wh pow	300				s H ₂ O, EtOH
9578	Sodium trifluoroacetate		C ₂ F ₃ NaO ₂	2923-18-4	136.005	cry	207 dec				
9579	Solanid-5-ene-3,18-diol, (3β)	Isorubijervine	C ₂₇ H ₄₃ NO ₂	468-45-1	413.636	pr(al)	242.5				vs bz, chl
9580	Solanine		C ₄₅ H ₇₃ NO ₁₅	20562-02-1	868.060	nd (EtOH aq)	286 dec				i H ₂ O, eth, chl; s hot EtOH



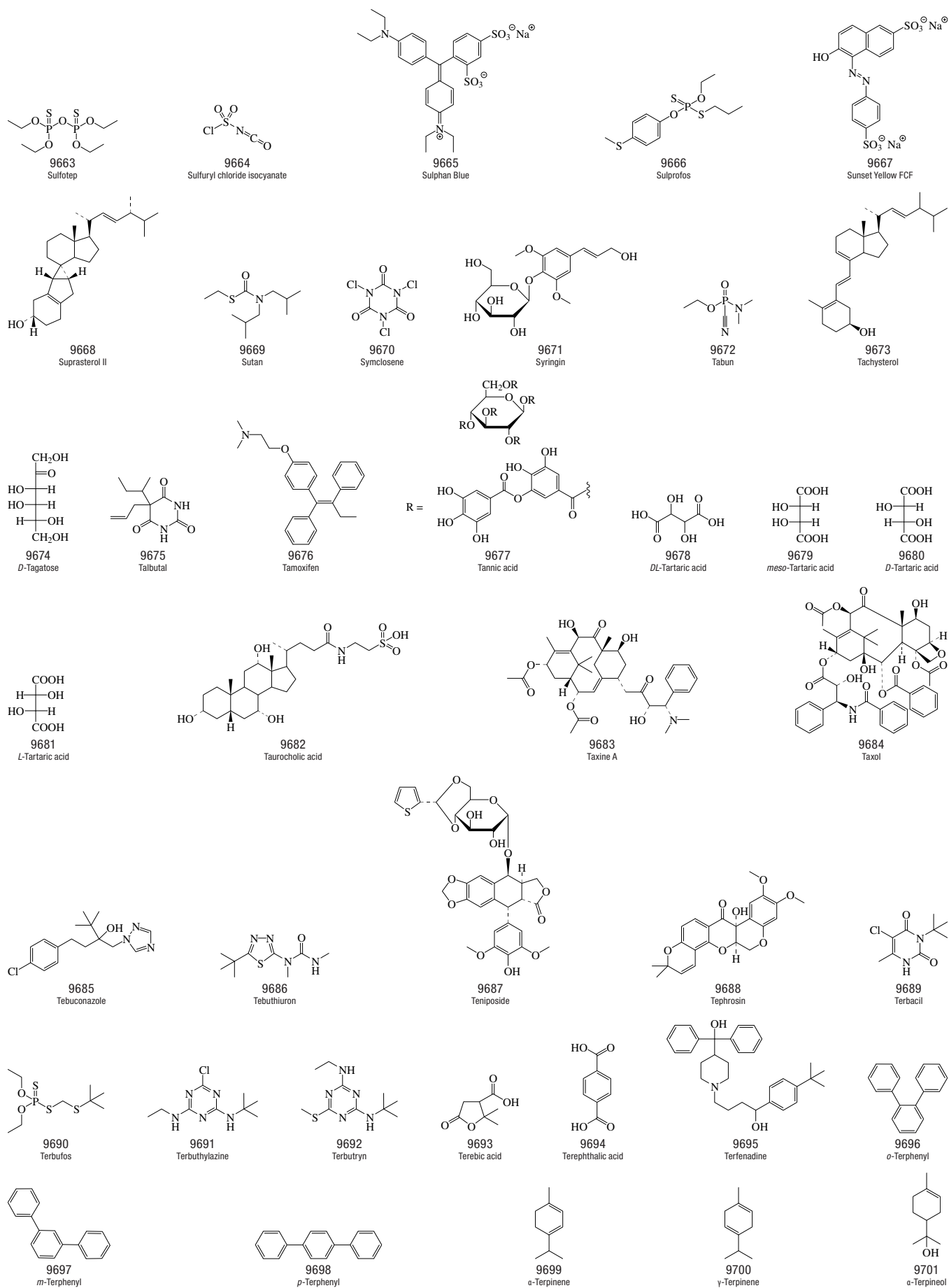
No.	Name	Synonym	Mol. Form.	CAS RN	Mol. Wt.	Physical Form	mp/°C	bp/°C	den g cm ⁻³	n _D	Solubility
9581	Solanone		C ₁₃ H ₂₂ O	1937-54-8	194.313			60 ¹	0.870 ²⁰	1.4755 ²⁰	
9582	Soman	1,2,2-Trimethylpropyl methylphosphonofluoridate	C ₇ H ₁₆ F ₃ O ₂ P	96-64-0	182.173	liq					
9583	Sophoricoside		C ₂₁ H ₄₀ O ₁₀	152-95-4	432.378		274				
9584	Sorbitan oleate		C ₂₈ H ₄₄ O ₆	1338-43-8	428.602	ye oil			0.986	1.4800 ²⁰	i H ₂ O; s EtOH
9585	L-Sorbose	L-Sorbinose	C ₆ H ₁₂ O ₆	87-79-6	180.155	orth (al)	165		1.612 ¹⁷		s H ₂ O; sl EtOH, eth, MeOH
9586	Sparteine		C ₁₅ H ₂₆ N ₂	90-39-1	234.380		30.5	325	1.0196 ²⁰	1.5312 ²⁰	vs eth, EtOH, chl
9587	Spinulosin		C ₈ H ₈ O ₅	85-23-4	184.147	red-bl	202.5	120 sub			sl H ₂ O; s alk
9588	Spirinolactone		C ₂₄ H ₃₂ O ₄ S	52-01-7	416.574			134			
9589	Spiro[2.2]pentane		C ₅ H ₈	157-40-4	68.118	liq	-106.98(0.09)	39.0(0.3)	0.7266 ²⁰	1.4120 ²⁰	
9590	Spirosolan-3-ol, (3β,5α,22β,25S)-	Tomatidine	C ₂₇ H ₄₅ NO ₂	77-59-8	415.652	pl	210.5				s EtOH, eth
9591	Spirosol-5-en-3-ol, (3β,22α,25R)-	Solasodine	C ₂₇ H ₄₃ NO ₂	126-17-0	413.636	hex pl (sub)	202				s EtOH, ace, bz, diox, py; sl eth; vs chl
9592	Spirostan-2,3-diol, (2α,3β,5α,25R)-	Gitogenin	C ₂₇ H ₄₄ O ₄	511-96-6	432.636	lf (bz), nd (eth)	271.5				i H ₂ O; s EtOH, chl; sl eth
9593	Spirostan-3-ol, (3β,5α,25R)-	Tigogenin	C ₂₇ H ₄₄ O ₃	77-60-1	416.636	lf (al +1w) pr (ace)	205(5)				s EtOH, eth, ace, ctc, MeOH, peth
9594	Spirostan-3-ol, (3β,5β,25R)-	Smilagenin	C ₂₇ H ₄₄ O ₃	126-18-1	416.636	nd (ace)	185				vs ace, bz, EtOH
9595	Spirostan-3-ol, (3β,5β,25S)-	Sarsasapogenin	C ₂₇ H ₄₄ O ₃	126-19-2	416.636	lo pr, nd (ace)	200.5				s EtOH, ace, bz, chl
9596	Spirostan-2,3,15-triol, (2α,3β,5α,15β,25R)-	Digitogenin	C ₂₇ H ₄₄ O ₅	511-34-2	448.635	nd (al)	281.5				vs chl
9597	Spirost-5-en-3-ol, (3β,25R)-	Diosgenin	C ₂₇ H ₄₂ O ₃	512-04-9	414.620	cry (ace)	205.5				vs EtOH
9598	Spiro[5.5]undecane		C ₁₁ H ₂₀	180-43-8	152.277			214(4)	0.8783 ²⁰	1.4731	
9599	S-Propyl thioacetate		C ₅ H ₁₀ OS	2307-10-0	118.197			138(7)	0.9535 ²⁵		
9600	Squalene		C ₃₀ H ₅₀	111-02-4	410.718	oil	-4.8	421.3	0.8584 ²⁰	1.4990 ²⁰	i H ₂ O; sl EtOH; s eth, ace, ctc
9601	Stachydrine		C ₇ H ₁₃ NO ₂	471-87-4	143.184	cry (w+1)	235				vs H ₂ O, EtOH
9602	Stanozolol		C ₂₁ H ₃₂ N ₂ O	10418-03-8	328.491	cry (EtOH)	≈236				
9603	Stearaldehyde		C ₁₈ H ₃₄ O	638-66-4	268.478	nd (peth)		261			
9604	Stearic acid	Octadecanoic acid	C ₁₈ H ₃₆ O ₂	57-11-4	284.478	mcl lf (al)	69.3(0.2)	371(3)	0.9408 ²⁰	1.4299 ⁸⁰	i H ₂ O; sl EtOH, bz; s ace, chl, CS ₂
9605	Stearic acid anhydride	Octadecanoic anhydride	C ₃₆ H ₇₀ O ₃	638-08-4	550.939		72		0.8365 ⁸²	1.4362 ⁸⁰	i H ₂ O, EtOH; sl eth, bz
9606	Sterigmatocystin		C ₁₈ H ₁₂ O ₆	10048-13-2	324.284	ye nd	246 dec				
9607	Stigmasta-5,7-dien-3-ol, (3β)	7-Dehydrositosterol	C ₂₈ H ₄₈ O	521-04-0	412.690		144.5				vs bz, eth, EtOH
9608	Stigmasta-5,22-dien-3-ol, (3β,22E)-	Stigmasterol	C ₂₉ H ₄₈ O	83-48-7	412.690		162(1)				vs bz, eth, EtOH
9609	Stigmastan-3-ol, (3β,5α)		C ₂₉ H ₅₂ O	83-45-4	416.722		144				
9610	Stigmast-5-en-3-ol, (3β,24R)-	β-Sitosterol	C ₂₉ H ₅₀ O	83-46-5	414.706	pl (al)	138(1)				s EtOH, eth, HOAc
9611	Stigmast-5-en-3-ol, (3β,24S)-	γ-Sitosterol	C ₂₉ H ₅₀ O	83-47-6	414.706	cry (EtOH)	148				s EtOH
9612	cis-Stilbene	cis-1,2-Diphenylethene	C ₁₄ H ₁₂	645-49-8	180.245		-5	141 ¹²	1.0143 ²⁰	1.6130 ²⁰	i H ₂ O; s EtOH, eth, ace, bz, peth, chl
9613	trans-Stilbene	trans-1,2-Diphenylethene	C ₁₄ H ₁₂	103-30-0	180.245	cry (al)	124.82(0.02)	307	0.9707 ²⁰	1.6264 ¹⁷	i H ₂ O; sl EtOH, chl; vs eth, bz
9614	Streptomycin	N-Methyl-L-glucosamidi-nostreptosidostreptidine	C ₂₁ H ₃₉ N ₇ O ₁₂	57-92-1	581.575	hyg pow					s H ₂ O
9615	Streptomycin sulfate		C ₄₂ H ₈₄ N ₁₄ O ₃₆ S ₃	3810-74-0	1457.383	pow	≈230 dec				
9616	Streptozotocin		C ₈ H ₁₅ N ₃ O ₇	18883-66-4	265.221	pl	115 dec				s H ₂ O, EtOH
9617	Strophanthidin		C ₂₃ H ₃₂ O ₆	66-28-4	404.496	orth tab (MeOH-w) lf (w+2)	173 dec				i H ₂ O, eth; s EtOH, ace, bz, HOAc, chl
9618	Strychnidin-10-one mononitrate	Strychnine nitrate	C ₂₁ H ₂₃ N ₃ O ₅	66-32-0	397.425	nd (w)	295		1.627 ²⁵		vs H ₂ O, MeOH; sl bz; s chl, EtOH
9619	Strychnidin-10-one sulfate (2:1)	Strychnine sulfate	C ₄₂ H ₄₆ N ₄ O ₈ S	60-41-3	766.901		200 dec				s H ₂ O, EtOH, MeOH; i eth; sl chl
9620	Strychnine		C ₂₁ H ₂₂ N ₂ O ₂	57-24-9	334.412	orth pr (al)	284(1)	270 ⁵	1.36 ²⁰		sl H ₂ O, EtOH, ace, bz; i eth; s chl
9621	Styrene	Vinylbenzene	C ₈ H ₈	100-42-5	104.150	liq	-30.65(0.06)	145.3(0.6)	0.9016 ²⁵	1.5440 ²⁵	i H ₂ O; s EtOH, eth, ace; msc bz; sl ctc



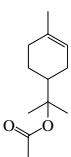
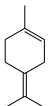
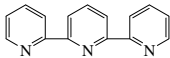
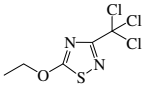
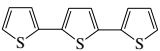
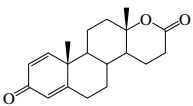
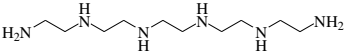
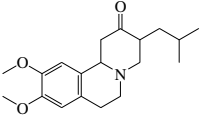
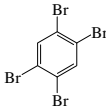


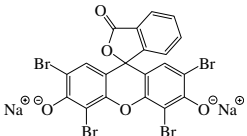
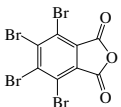

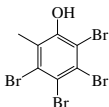
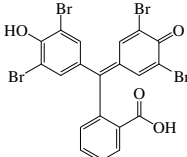
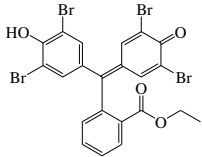
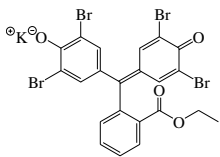
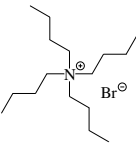
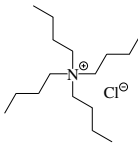
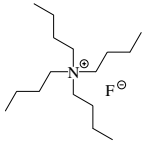
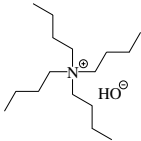
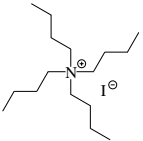
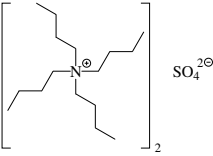
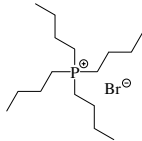
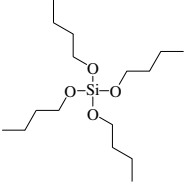
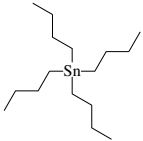
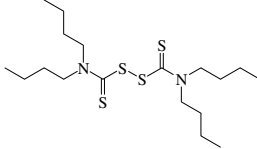
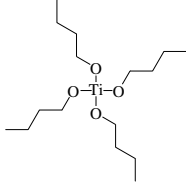
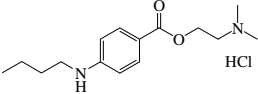
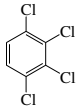
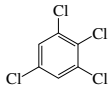
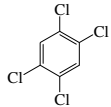
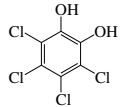
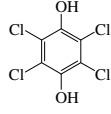
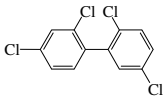
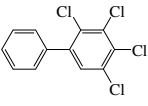
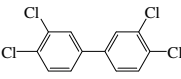
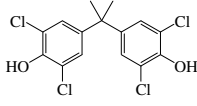
No.	Name	Synonym	Mol. Form.	CAS RN	Mol. Wt.	Physical Form	mp/°C	bp/°C	den g cm ⁻³	n _D	Solubility
9622	Succimer	2,3-Dimercaptobutanedioic acid, (<i>R*,S*</i>)	C ₄ H ₆ O ₄ S ₂	304-55-2	182.219	wh cry (MeOH)	193				
9623	Succinamide		C ₄ H ₈ N ₂ O ₂	110-14-5	116.119	orth nd (w)	263(3)	432(13)			s H ₂ O
9624	Succinic acid	Butanedioic acid	C ₄ H ₆ O ₄	110-15-6	118.089	tol or mcl pr	185(3)	234(3)	1.572 ²⁵	1.450	sl H ₂ O, DMSO; s EtOH, eth, ace; i bz
9625	Succinic anhydride	Dihydro-2,5-furandione	C ₄ H ₄ O ₃	108-30-5	100.073	nd (al), orth pym (chl)	119.5(0.7)	261	1.2 ²⁰		i H ₂ O; s EtOH, chl; sl eth
9626	Succinimide		C ₄ H ₅ NO ₂	123-56-8	99.089	pl (+1w, al) orth (ace)	125(3)	296(3)	1.418 ²⁵		s H ₂ O; sl EtOH, eth, ace
9627	Succinonitrile	Butanedinitrile	C ₄ H ₄ N ₂	110-61-2	80.088		57.985 (0.001)	266	0.9867 ⁶⁰	1.4173 ⁶⁰	vs H ₂ O; s EtOH, ace, bz, chl; sl eth
9628	Succinylcholine chloride	Suxamethonium chloride	C ₁₄ H ₃₀ Cl ₂ N ₂ O ₄	71-27-2	361.305	cry (w)	190				sl EtOH, bz, chl; i eth
9629	Succinylsulphathiazole		C ₁₃ H ₁₃ N ₃ O ₅ S ₂	116-43-8	355.389	cry	193.5				i H ₂ O, eth, chl; sl EtOH, ace; s alk
9630	Sucralfate		C ₁₂ H ₅₄ Al ₁₆ O ₇₅ S ₈	54182-58-0	2086.737	wh amorp pow					i H ₂ O, EtOH, chl; s dil HCl, alk
9631	Sucrose		C ₁₂ H ₂₂ O ₁₁	57-50-1	342.296	mcl	181(8)		1.5805 ¹⁷	1.5376	s H ₂ O, py; sl EtOH; i eth
9632	Sucrose monohexadecanoate	Sucrose palmitate	C ₂₈ H ₅₂ O ₁₂	26446-38-8	580.706	cry	61				s H ₂ O
9633	Sucrose octaacetate		C ₂₈ H ₃₈ O ₁₉	126-14-7	678.591	nd (al)	87(4)	250 ¹	1.27 ¹⁶	1.4660	sl H ₂ O; s EtOH, eth, ace, bz, chl
9634	Sufentanil		C ₂₂ H ₃₀ N ₂ O ₂ S	56030-54-7	386.550	cry (peth)	96.6				
9635	Sulfabenzamide	<i>N</i> -(4-Aminophenyl)sulfonylbenzamide	C ₁₃ H ₁₂ N ₂ O ₂ S	127-71-9	276.310	hex pr (60% al)	181.5				
9636	Sulfachlorpyridazine		C ₁₀ H ₈ ClN ₄ O ₂ S	80-32-0	284.722		187				
9637	Sulfacytine		C ₁₂ H ₁₄ N ₄ O ₃ S	17784-12-2	294.329	cry (MeOH/BuOH)	167				i H ₂ O; s alk
9638	Sulfadimethoxine		C ₁₂ H ₁₄ N ₄ O ₄ S	122-11-2	310.329		203.5				
9639	Sulfaguanidine		C ₇ H ₁₀ N ₄ O ₂ S	57-67-0	214.245	nd (w)	191.5				
9640	Sulfallate	Carbamodithioic acid, diethyl-, 2-chloro-2-propenyl ester	C ₈ H ₁₄ ClNS ₂	95-06-7	223.787			129 ¹	1.088		
9641	Sulfamerazine		C ₁₁ H ₁₂ N ₄ O ₂ S	127-79-7	264.304	cry	238(4)				sl H ₂ O, EtOH, ace, DMSO; i eth, chl
9642	Sulfamethazine		C ₁₂ H ₁₄ N ₄ O ₂ S	57-68-1	278.330	pa ye (w+1/2) cry (diox-w)	197(2)				s H ₂ O, acid, alk; sl DMSO
9643	Sulfamethiazole		C ₉ H ₁₀ N ₄ O ₂ S ₂	144-82-1	270.331	cry (w)	210				sl hot H ₂ O
9644	Sulfamethoxazole		C ₁₀ H ₁₁ N ₃ O ₃ S	723-46-6	253.277	ye-wh pow	167(1)				i eth
9645	Sulfamethoxypyridazine		C ₁₁ H ₁₂ N ₄ O ₃ S	80-35-3	280.303		182.5				
9646	Sulfamethylthiazole		C ₁₀ H ₁₁ N ₃ O ₂ S ₂	515-59-3	269.343		237				vs EtOH
9647	<i>N</i> °-Sulfanilylsulfanilamide	4-Amino- <i>N</i> -[4-(aminosulfonyl)phenyl]benzenesulfonamide	C ₁₂ H ₁₃ N ₃ O ₄ S ₂	547-52-4	327.379		137				sl H ₂ O; s EtOH, eth, ace; i chl, peth
9648	Sulfanilylurea		C ₇ H ₉ N ₃ O ₂ S	547-44-4	215.229	cry (w)	147 dec				
9649	Sulfaphenazole		C ₁₅ H ₁₄ N ₄ O ₂ S	526-08-9	314.363	cry (EtOH)	181				sl EtOH, MeOH, gl HOAc
9650	Sulfasalazine		C ₁₈ H ₁₄ N ₄ O ₆ S	599-79-1	398.393		220 dec				
9651	Sulfathiazole	4-Amino- <i>N</i> -2-thiazolylbenzenesulfonamide	C ₉ H ₉ N ₃ O ₂ S ₂	72-14-0	255.316	br pl, rods or pow (45% al)	200(1)				sl H ₂ O, EtOH, DMSO
9652	Sulfathiourea		C ₇ H ₉ N ₃ O ₂ S ₂	515-49-1	231.295		182				i H ₂ O; sl EtOH
9653	Sulfipyrazone		C ₂₃ H ₂₀ N ₂ O ₂ S	57-96-5	404.481		137				
9654	<i>N</i> -Sulfinylaniline		C ₆ H ₅ NOS	1122-83-4	139.175			200	1.236 ²⁵	1.6270 ²⁰	
9655	Sulfisoxazole	Sulfafurazole	C ₁₁ H ₁₃ N ₃ O ₃ S	127-69-5	267.304	ye-wh pr	195.0(0.5)				sl H ₂ O
9656	Sulfoacetic acid		C ₂ H ₄ O ₃ S	123-43-3	140.115	hyg tab (w+1)	85	245 dec			vs H ₂ O, ace, EtOH
9657	2-Sulfobenzoic acid		C ₇ H ₆ O ₅ S	632-25-7	202.185	nd (w+3)	141				vs H ₂ O, EtOH
9658	Sulfolane	Tetrahydrothiophene, 1-1-dioxide	C ₄ H ₆ O ₂ S	126-33-0	120.171		28.45(0.08)	286(2)	1.2723 ¹⁸	1.4833 ¹⁸	s chl
9659	Sulfometuron methyl		C ₁₈ H ₁₈ N ₄ O ₅ S	74222-97-2	364.377	wh solid	202				
9660	Sulfonmethane	2,2-Bis(ethylsulfonyl)propane	C ₇ H ₁₆ O ₄ S ₂	115-24-2	228.330	mcl (w), pr (al)	125.8	300 dec			vs bz, EtOH, chl
9661	Sulfonyldiacetic acid		C ₄ H ₆ O ₆ S	123-45-5	182.152		187				vs H ₂ O, EtOH; s eth, sulf
9662	4-Sulphophthalic acid	4-Sulfo-1,2-benzenedicarboxylic acid	C ₈ H ₆ O ₇ S	89-08-7	246.195	cry	139				



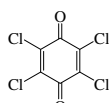
No.	Name	Synonym	Mol. Form.	CAS RN	Mol. Wt.	Physical Form	mp/°C	bp/°C	den g cm ⁻³	n _D	Solubility
9663	Sulfotep	Tetraethyl thiodiphosphate	C ₈ H ₂₀ O ₃ P ₂ S ₂	3689-24-5	322.320			137 ²	1.196 ²⁵	1.4753 ²⁵	i H ₂ O; s EtOH
9664	Sulfuryl chloride isocyanate		CCINO ₃ S	1189-71-5	141.534	liq	-44	107	1.626 ²⁵	1.4467 ²⁰	
9665	Sulphan Blue		C ₂₂ H ₁₆ N ₂ NaO ₆ S ₂	129-17-9	566.664	viol pow					s EtOH
9666	Sulprofos		C ₁₂ H ₁₈ O ₂ PS ₃	35400-43-2	322.447			156 ^{0.1}	1.20 ²⁰	1.5859	sl H ₂ O
9667	Sunset Yellow FCF	C.I. Food Yellow 3	C ₁₈ H ₁₀ N ₂ Na ₂ O ₇ S ₂	2783-94-0	452.369	cry	>300				s H ₂ O; sl EtOH
9668	Suprasterol II		C ₂₈ H ₄₄ O	562-71-0	396.648	pr	110	190 ^{0.005}			s MeOH
9669	Sutan	Carbamothioic acid, bis(2-methylpropyl)-, S-ethyl ester	C ₁₁ H ₂₃ NOS	2008-41-5	217.372			138 ²¹	0.9402 ²⁵		
9670	Symclosene	1,3,5-Trichloro-1,3,5-triazine-2,4,6(1 <i>H</i> ,3 <i>H</i> ,5 <i>H</i>)-trione	C ₃ Cl ₃ N ₃ O ₃	87-90-1	232.409		246.7 dec				
9671	Syringin		C ₁₇ H ₂₄ O ₉	118-34-3	372.368	cry (w), nd (al)	192				vs EtOH
9672	Tabun	Dimethylphosphoroamido-cyanidic acid, ethyl ester	C ₅ H ₁₁ N ₂ O ₂ P	77-81-6	162.127	liq	-50	240	1.077	1.4250 ²⁰	msc H ₂ O
9673	Tachysterol	9,10-Secoergosta-5(10),6,8,22-tetraen-3-ol, (3β,6 <i>E</i> ,22 <i>E</i>)-	C ₂₈ H ₄₄ O	115-61-7	396.648						i H ₂ O, MeOH; s EtOH, eth, ace, bz
9674	D-Tagatose		C ₆ H ₁₂ O ₆	87-81-0	180.155	cry (dil al)	134.5				vs H ₂ O
9675	Talbutal		C ₁₁ H ₁₈ N ₂ O ₃	115-44-6	224.256	cry	109				i H ₂ O, peth; s EtOH, ace, eth, chl
9676	Tamoxifen		C ₂₆ H ₂₈ NO	10540-29-1	371.514	cry (peth)	97				
9677	Tannic acid	Tannin	C ₇₆ H ₅₂ O ₄₆	1401-55-4	1701.198	ye-br amorp pow	≈210 dec				vs EtOH, ace; i bz, chl, eth, ctc
9678	DL-Tartaric acid	2,3-Dihydroxybutanedioic acid, (<i>R</i> *, <i>R</i> *)-(±)-	C ₄ H ₆ O ₆	133-37-9	150.087	mcl pr (w, al +1w)	206		1.788 ²⁵		s H ₂ O, EtOH; sl eth; i bz
9679	meso-Tartaric acid	2,3-Dihydroxybutanedioic acid, (<i>R</i> *, <i>R</i> *)-	C ₄ H ₆ O ₆	147-73-9	150.087	tcl pl (w)	147		1.666 ²⁰		vs H ₂ O, EtOH
9680	D-Tartaric acid	2,3-Dihydroxybutanedioic acid, [<i>S</i> -(<i>R</i> *, <i>R</i> *)]-	C ₄ H ₆ O ₆	147-71-7	150.087	mcl, orth pr (w+1)	172.5		1.7598 ²⁰	1.4955 ²⁰	sl DMSO
9681	L-Tartaric acid	2,3-Dihydroxybutanedioic acid, [<i>R</i> -(<i>R</i> *, <i>R</i> *)]-	C ₄ H ₆ O ₆	87-69-4	150.087		169				
9682	Taurocholic acid	Cholic acid	C ₂₆ H ₄₅ NO ₇ S	81-24-3	515.703	pr (al-eth)	125 dec				vs H ₂ O, EtOH; sl eth, AcOEt
9683	Taxine A		C ₃₅ H ₄₇ NO ₁₀	1361-49-5	641.749	cry (ace)	205				i H ₂ O; s EtOH, eth, chl
9684	Taxol	Paclitaxel	C ₄₇ H ₅₁ NO ₁₄	33069-62-4	853.907	nd (MeOH aq)	215(4)				
9685	Tebuconazole		C ₁₆ H ₂₃ ClN ₃ O	107534-96-3	308.826		102.4				
9686	Tebuthiuron		C ₉ H ₁₆ N ₄ OS	34014-18-1	228.314		163.5(0.5)				
9687	Teniposide		C ₃₂ H ₃₂ O ₁₃ S	29767-20-2	656.653	cry (EtOH)	244				
9688	Tephrosin		C ₂₃ H ₂₂ O ₇	76-80-2	410.417	pr (chl-MeOH)	198				vs ace, eth, chl
9689	Terbacil	5-Chloro-3-tert-butyl-6-methyl-2,4(1 <i>H</i> ,3 <i>H</i>)-pyrimidin-edione	C ₉ H ₁₃ ClN ₂ O ₂	5902-51-2	216.664		176.3(0.5)	175 sub	1.34 ²⁵		
9690	Terbufos		C ₉ H ₂₁ O ₂ PS ₃	13071-79-9	288.431		-29.2	69 ^{0.01}	1.105 ²⁴		
9691	Terbutylazine	6-Chloro- <i>N</i> -tert-butyl- <i>N'</i> -ethyl-1,3,5-triazine-2,4-diamine	C ₉ H ₁₆ ClN ₅	5915-41-3	229.710		176.1(0.5)		1.188 ²⁰		
9692	Terbutryn		C ₁₀ H ₁₈ N ₂ S	886-50-0	241.357		103.8(0.5)	157 ^{0.06}	1.115 ²⁰		
9693	Terebic acid	Tetrahydro-2,2-dimethyl-5-oxo-3-furancarboxylic acid	C ₇ H ₁₀ O ₄	79-91-4	158.152	cry	175		0.815		sl H ₂ O; s EtOH
9694	Terephthalic acid	1,4-Benzenedicarboxylic acid	C ₈ H ₆ O ₄	100-21-0	166.132	nd (sub)		300 sub	1.519 ²⁵		i H ₂ O, EtOH, eth, chl, HOAc; sl ctc
9695	Terfenadine	Seldane	C ₃₂ H ₄₁ NO ₂	50679-08-8	471.674		150.2(0.5)				i H ₂ O; s EtOH; sl hx
9696	<i>o</i> -Terphenyl		C ₁₈ H ₁₄	84-15-1	230.304	mcl pr (MeOH)	56.19(0.05)	337(5)	1.12 ²⁵		i H ₂ O; s ace, bz, chl, MeOH
9697	<i>m</i> -Terphenyl		C ₁₈ H ₁₄	92-06-8	230.304	ye nd (al)	86.9(0.8)	375(1)	1.199 ²⁰		i H ₂ O; s EtOH, eth, bz, HOAc; sl chl
9698	<i>p</i> -Terphenyl		C ₁₈ H ₁₄	92-94-4	230.304		213.8(0.7)	376	1.28 ²⁵		i H ₂ O; sl EtOH; s eth, bz, CS ₂
9699	α-Terpinene	4-Isopropyl-1-methyl-1,3-cyclohexadiene	C ₁₀ H ₁₆	99-86-5	136.234	oil		174(4)	0.8375 ¹⁹	1.477 ¹⁹	i H ₂ O; msc EtOH, eth
9700	γ-Terpinene		C ₁₀ H ₁₆	99-85-4	136.234			183(5)	0.849 ²⁰	1.4765 ¹⁴	
9701	α-Terpineol		C ₁₀ H ₁₈ O	2438-12-2	154.249	cry (peth)	35(4)	218(11)	0.9337 ²⁰	1.4831 ²⁰	sl H ₂ O; vs ace, bz, eth, EtOH



No.	Name	Synonym	Mol. Form.	CAS RN	Mol. Wt.	Physical Form	mp/°C	bp/°C	den g cm ⁻³	n _D	Solubility
9702	α-Terpineol acetate		C ₁₂ H ₂₀ O ₂	80-26-2	196.286			140 ⁴⁰	0.9659 ²¹	1.4689 ²¹	i H ₂ O; s EtOH, eth, bz
9703	Terpinolene	<i>p</i> -Mentha-1,4(8)-diene	C ₁₀ H ₁₆	586-62-9	136.234			187(3)	0.8632 ¹⁵	1.4883 ²⁰	i H ₂ O; msc EtOH, eth; s bz, ctc
9704	2,2':6',2"-Terpyridine		C ₁₅ H ₁₁ N ₃	1148-79-4	233.268		88.0	370			
9705	Terrazole	1,2,4-Thiadiazole, 5-ethoxy-3-(trichloromethyl)-	C ₅ H ₅ Cl ₃ N ₂ OS	2593-15-9	247.530		19.9	95 ¹	1.503 ²⁵		
9706	2,2':5',2"-Terthiophene	α-Terthienyl	C ₁₂ H ₆ S ₃	1081-34-1	248.387	ye-oran pl (MeOH)	93				i H ₂ O; sl EtOH; s bz, eth, ace, peth
9707	Testolactone		C ₁₉ H ₂₄ O ₃	968-93-4	300.392	cry (ace)	218				
9708	3,6,9,12-Tetraazatetradecane-1,14-diamine	Pentaethylenehexamine	C ₁₀ H ₂₈ N ₆	4067-16-7	232.369	liq			0.950	1.5096 ²⁰	
9709	Tetrabenazine		C ₁₈ H ₂₇ NO ₃	58-46-8	317.422		128				s chl
9710	1,2,4,5-Tetrabromobenzene		C ₆ H ₂ Br ₄	636-28-2	393.696	mcl pr (CS ₂)	180.0(0.9)	3.1 ²⁰	3.072 ²⁰		i H ₂ O; vs eth
9711	1,1,2,2-Tetrabromoethane	Acetylene tetrabromide	C ₂ H ₂ Br ₄	79-27-6	345.653	ye visc liq	0	248(11)	2.9655 ²⁰	1.6353 ²⁰	i H ₂ O; msc EtOH, eth; s ace, bz; sl ctc
9712	Tetrabromoethene	Tetrabromoethylene	C ₂ Br ₄	79-28-7	343.637	pl (dil al), nd (al)	56.5	226			i H ₂ O; s EtOH, eth, ace; vs chl
9713	2',4',5',7'-Tetrabromofluorescein, disodium salt	Eosine YS	C ₂₀ H ₆ Br ₄ Na ₂ O ₅	17372-87-1	691.855	ye-red cry	295.5				vs EtOH
9714	4,5,6,7-Tetrabromo-1,3-isobenzofurandione		C ₈ Br ₄ O ₃	632-79-1	463.700	nd (xyl, HOAc)	280				i H ₂ O; EtOH; sl bz; s PhNO ₂
9715	Tetrabromomethane	Carbon tetrabromide	CBr ₄	558-13-4	331.627	mcl tab (dil al)	90(2)	189.5	2.9608 ¹⁰⁰	1.5942 ¹⁰⁰	i H ₂ O; s EtOH, eth, chl; vs CS ₂
9716	2,3,4,5-Tetrabromo-6-methylphenol	3,4,5,6-Tetrabromo- <i>o</i> -cresol	C ₇ H ₇ Br ₄ O	576-55-6	423.722	ye nd (chl, HOAc)	208	dec			i H ₂ O; s EtOH, eth, bz, chl; sl lig, HOAc
9717	3',3'',5',5"-Tetrabromophenolphthalein		C ₂₀ H ₁₀ Br ₄ O ₄	76-62-0	633.907	nd (al, eth)	296				i H ₂ O; sl EtOH; vs eth; s alk, HOAc
9718	3',3'',5',5"-Tetrabromophenolphthalein ethyl ester		C ₂₂ H ₁₄ Br ₄ O ₄	1176-74-5	661.960	ye cry (bz)	210				
9719	3',3'',5',5"-Tetrabromophenolphthalein ethyl ester, potassium salt		C ₂₂ H ₁₃ Br ₄ KO ₄	62637-91-6	700.050		210				
9720	Tetrabutylammonium bromide	TMAB	C ₁₆ H ₃₆ BrN	1643-19-2	322.368		99				s chl
9721	Tetrabutylammonium chloride		C ₁₆ H ₃₆ ClN	1112-67-0	277.917	cry	74				
9722	Tetrabutylammonium fluoride		C ₁₆ H ₃₆ FN	429-41-4	261.462	cry (w)	37				
9723	Tetrabutylammonium hydroxide	TMAH	C ₁₆ H ₃₇ NO	2052-49-5	259.471	stab in soln					s H ₂ O, MeOH
9724	Tetrabutylammonium iodide		C ₁₆ H ₃₆ IN	311-28-4	369.368	lf (w, bz)	145(2)				sl H ₂ O, chl; vs EtOH
9725	Tetrabutylammonium sulfate		C ₃₂ H ₇₂ N ₂ O ₄ S	2472-88-0	580.990		170				sl chl
9726	Tetrabutylphosphonium bromide		C ₁₆ H ₃₆ BrP	3115-68-2	339.335	cry (ace/eth)	103.5(0.5)				
9727	Tetrabutyl silicate	Silicic acid, tetrabutyl ester	C ₁₆ H ₃₆ O ₄ Si	4766-57-8	320.541			256	0.8990 ²⁰	1.4128 ²⁰	
9728	Tetrabutylstannane		C ₁₆ H ₃₆ Sn	1461-25-2	347.167	liq	-97	145 ¹⁰	1.06 ²⁰		
9729	<i>N,N,N',N'</i> -Tetrabutylthioperoxydicarbonic diamide	Bis(dibutylthiocarbonyl) disulfide	C ₁₈ H ₃₆ N ₂ S ₄	1634-02-2	408.752		39.5		1.03 ²⁰		i H ₂ O; sl EtOH; s eth
9730	Tetrabutyl titanate	Titanium(IV) butoxide	C ₁₆ H ₃₆ O ₄ Ti	5593-70-4	340.322			292.4			
9731	Tetracaine hydrochloride		C ₁₅ H ₂₅ ClN ₂ O ₂	136-47-0	300.825		147				
9732	1,2,3,4-Tetrachlorobenzene		C ₆ H ₂ Cl ₄	634-66-2	215.892	nd (al)	46.7(0.5)	254(3)			i H ₂ O; sl EtOH; vs eth, CS ₂
9733	1,2,3,5-Tetrachlorobenzene		C ₆ H ₂ Cl ₄	634-90-2	215.892	nd (al)	50.7(0.3)	245(3)			i H ₂ O
9734	1,2,4,5-Tetrachlorobenzene		C ₆ H ₂ Cl ₄	95-94-3	215.892	nd, mcl pr (eth, al or bz)	139.2(0.4)	247(3)	1.858 ²²		i H ₂ O; sl EtOH; s eth, bz, chl, CS ₂
9735	3,4,5,6-Tetrachloro-1,2-benzenediol		C ₆ H ₂ Cl ₄ O ₂	1198-55-6	247.891	cry (dil al, bz)	194				sl H ₂ O
9736	2,3,5,6-Tetrachloro-1,4-benzenediol		C ₆ H ₂ Cl ₄ O ₂	87-87-6	247.891	nd (HOAc)		sub			i H ₂ O, bz, ctc; vs EtOH, eth; sl HOAc
9737	2,2',4',5'-Tetrachlorobiphenyl		C ₁₂ H ₆ Cl ₄	41464-40-8	291.988	cry (MeOH)	65.9(0.5)				i H ₂ O
9738	2,3,4,5-Tetrachlorobiphenyl		C ₁₂ H ₆ Cl ₄	33284-53-6	291.988	cry	90.7(0.5)				i H ₂ O
9739	3,3',4',4'-Tetrachlorobiphenyl		C ₁₂ H ₆ Cl ₄	32598-13-3	291.988	cry (EtOH)	180				
9740	2,2',6,6'-Tetrachlorobisphenol A		C ₁₅ H ₁₂ Cl ₄ O ₂	79-95-8	366.067	cry (HOAc)	136				

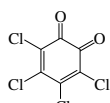
 <p>9702 α-Terpineol acetate</p>	 <p>9703 Terpinolene</p>	 <p>9704 2,2':6,2''-Terpyridine</p>	 <p>9705 Terrazole</p>	 <p>9706 2,2':5,2''-Terthiophene</p>	 <p>9707 Testolactone</p>
 <p>9708 3,6,9,12-Tetraazatetradecane-1,14-diamine</p>	 <p>9709 Tetrabenazine</p>	 <p>9710 1,2,4,5-Tetrabromobenzene</p>	 <p>9711 1,1,2,2-Tetrabromoethane</p>	 <p>9712 Tetrabromoethene</p>	
 <p>9713 2',4',5',7'-Tetrabromofluorescein, disodium salt</p>	 <p>9714 4,5,6,7-Tetrabromo-1,3-isobenzofurandione</p>	 <p>9715 Tetrabromomethane</p>	 <p>9716 2,3,4,5-Tetrabromo-6-methylphenol</p>	 <p>9717 3',3'',5',5''-Tetrabromophenolphthalein</p>	
 <p>9718 3',3'',5',5''-Tetrabromophenolphthalein ethyl ester</p>	 <p>9719 3',3'',5',5''-Tetrabromophenolphthalein ethyl ester, potassium salt</p>	 <p>9720 Tetrabutylammonium bromide</p>	 <p>9721 Tetrabutylammonium chloride</p>		
 <p>9722 Tetrabutylammonium fluoride</p>	 <p>9723 Tetrabutylammonium hydroxide</p>	 <p>9724 Tetrabutylammonium iodide</p>	 <p>9725 Tetrabutylammonium sulfate</p>	 <p>9726 Tetrabutylphosphonium bromide</p>	
 <p>9727 Tetrabutyl silicate</p>	 <p>9728 Tetrabutylstannane</p>	 <p>9729 <i>N,N,N',N'</i>-Tetrabutylthioperoxydicarbonic diamide</p>	 <p>9730 Tetrabutyl titanate</p>		
 <p>9731 Tetracaine hydrochloride</p>	 <p>9732 1,2,3,4-Tetrachlorobenzene</p>	 <p>9733 1,2,3,5-Tetrachlorobenzene</p>	 <p>9734 1,2,4,5-Tetrachlorobenzene</p>	 <p>9735 3,4,5,6-Tetrachloro-1,2-benzenediol</p>	
 <p>9736 2,3,5,6-Tetrachloro-1,4-benzenediol</p>	 <p>9737 2,2',4',5'-Tetrachlorobiphenyl</p>	 <p>9738 2,3,4,5-Tetrachlorobiphenyl</p>	 <p>9739 3,3',4',4'-Tetrachlorobiphenyl</p>	 <p>9740 2,2',6,6'-Tetrachlorobisphenol A</p>	

No.	Name	Synonym	Mol. Form.	CAS RN	Mol. Wt.	Physical Form	mp/°C	bp/°C	den g cm ⁻³	n _D	Solubility
9741	2,3,5,6-Tetrachloro-2,5-cyclohexadiene-1,4-dione	Chloranil	C ₆ Cl ₄ O ₂	118-75-2	245.875	ye mcl, pr (bz) ye lf (HOAc)	298.3(0.5)	sub			i H ₂ O; liq; sl EtOH, chl; s eth
9742	3,4,5,6-Tetrachloro-3,5-cyclohexadiene-1,2-dione		C ₆ Cl ₄ O ₂	2435-53-2	245.875		130.5				
9743	2,3,7,8-Tetrachlorodibenzo- <i>p</i> -dioxin	Dioxin	C ₁₂ H ₄ Cl ₄ O ₂	1746-01-6	321.971	nd	305(5)				
9744	2,3,7,8-Tetrachlorodibenzofuran		C ₁₂ H ₄ Cl ₄ O	51207-31-9	305.971	cry	227				
9745	1,1,1,2-Tetrachloro-2,2-difluoroethane		C ₂ Cl ₄ F ₂	76-11-9	203.830		41.0(0.3)	96(3)	1.649 ²⁵		i H ₂ O; s EtOH, eth, chl
9746	1,1,2,2-Tetrachloro-1,2-difluoroethane		C ₂ Cl ₄ F ₂	76-12-0	203.830		26.54(0.02)	92.83(0.07)	1.5951 ⁵⁰	1.4130 ²⁵	i H ₂ O; s EtOH, eth, chl
9747	1,2,3,4-Tetrachloro-5,5-dimethoxy-1,3-cyclopentadiene		C ₇ H ₆ Cl ₄ O ₂	2207-27-4	263.934			109	1.501 ²⁵	1.5282 ²⁰	
9748	1,2,3,4-Tetrachloro-5,6-dimethylbenzene		C ₈ H ₆ Cl ₄	877-08-7	243.946		228				i H ₂ O; s EtOH, eth, bz
9749	1,2,3,5-Tetrachloro-4,6-dimethylbenzene		C ₈ H ₆ Cl ₄	877-09-8	243.946		223(2)		1.703 ²⁵		i H ₂ O; EtOH, eth, bz, chl
9750	1,1,2,2-Tetrachloro-1,2-dimethyldisilane		C ₂ H ₆ Cl ₄ Si ₂	4518-98-3	228.052			154			
9751	1,1,1,2-Tetrachloroethane		C ₂ H ₂ Cl ₄	630-20-6	167.849	liq	-70.2	130.2(0.2)	1.5406 ²⁰	1.4821 ²⁰	sl H ₂ O; s ace, bz, chl; msc EtOH, eth
9752	1,1,2,2-Tetrachloroethane	Acetylene tetrachloride	C ₂ H ₂ Cl ₄	79-34-5	167.849	liq	-42.3(0.2)	146.0(0.3)	1.5953 ²⁰	1.4940 ²⁰	sl H ₂ O; s ace, bz, chl; msc EtOH, eth
9753	Tetrachloroethene	Perchloroethylene	C ₂ Cl ₄	127-18-4	165.833	liq	-22.2(0.1)	121.2(0.3)	1.6230 ²⁰	1.5059 ²⁰	i H ₂ O; s EtOH, eth, bz
9754	1,1,1,2-Tetrachloro-2-fluoroethane		C ₂ HCl ₃ F	354-11-0	185.839	liq	-95.3	117.1			
9755	1,1,2,2-Tetrachloro-1-fluoroethane		C ₂ HCl ₃ F	354-14-3	185.839	liq	-82.6	116.7	1.5497 ¹⁷	1.4390 ²⁰	
9756	Tetrachloromethane	Carbon tetrachloride	CCl ₄	56-23-5	153.823	liq	-22.8(0.1)	76.7(0.2)	1.5940 ²⁰	1.4601 ²⁰	i H ₂ O; s EtOH, ace; msc eth, bz, chl
9757	2,3,5,6-Tetrachloro-4-methoxyphenol	Drosophilin A	C ₇ H ₄ Cl ₄ O ₂	484-67-3	261.918		116				
9758	2,3,4,6-Tetrachloro-5-methylphenol		C ₇ H ₄ Cl ₄ O	10460-33-0	245.918	nd (peth)	189.5				i H ₂ O; s EtOH, eth, ace, bz, KOH
9759	1,2,3,4-Tetrachloronaphthalene		C ₁₀ H ₄ Cl ₄	20020-02-4	265.951		198(3)				
9760	1,2,3,4-Tetrachloro-5-nitrobenzene		C ₆ HCl ₄ NO ₂	879-39-0	260.890		66				
9761	1,2,4,5-Tetrachloro-3-nitrobenzene		C ₆ HCl ₄ NO ₂	117-18-0	260.890		100.4(0.5)	304	1.744 ²⁵		i H ₂ O; s EtOH, bz, chl
9762	2,3,4,5-Tetrachlorophenol		C ₆ H ₂ Cl ₄ O	4901-51-3	231.891	nd (peth, sub)	116(1)	sub			vs EtOH
9763	2,3,4,6-Tetrachlorophenol		C ₆ H ₂ Cl ₄ O	58-90-2	231.891	nd (lig)	70(1)	150 ¹⁵			i H ₂ O; s EtOH, bz, chl, HOAc; vs NaOH
9764	2,3,5,6-Tetrachlorophenol		C ₆ H ₂ Cl ₄ O	935-95-5	231.891	lf (lig)	115(1)				sl H ₂ O; vs bz; s lig
9765	Tetrachlorophthalic anhydride		C ₈ Cl ₄ O ₃	117-08-8	285.896		254.5	sub	1.49 ²⁷⁵		sl eth
9766	1,1,1,2-Tetrachloropropane		C ₃ H ₄ Cl ₄	812-03-3	181.876	liq	-64(4)	151(8)	1.473 ²⁰	1.4867 ²⁰	i H ₂ O; vs EtOH; s eth, chl
9767	1,1,1,3-Tetrachloropropane		C ₃ H ₄ Cl ₄	1070-78-6	181.876			159(4)	1.4509 ²⁰	1.4825 ²⁰	i H ₂ O; vs EtOH, eth, bz, chl
9768	1,1,2,3-Tetrachloropropane		C ₃ H ₄ Cl ₄	18495-30-2	181.876			181(4)	1.513 ¹⁷	1.5037 ¹⁷	i H ₂ O; s EtOH, chl; vs eth
9769	1,2,2,3-Tetrachloropropane		C ₃ H ₄ Cl ₄	13116-53-5	181.876			165(4)	1.500 ¹⁸	1.4940 ¹⁸	i H ₂ O; vs EtOH, eth; s chl
9770	1,1,2,3-Tetrachloro-1-propene		C ₃ H ₂ Cl ₄	10436-39-2	179.860	liq		167.2	1.55 ²⁰		
9771	2,3,5,6-Tetrachloropyridine		C ₅ HCl ₄ N	2402-79-1	216.881	cry (aq al)	90.0(0.5)	250.5			vs eth, EtOH, peth
9772	Tetrachloropyrimidine		C ₄ Cl ₄ N ₂	1780-40-1	217.868		69.0				
9773	3,3',4',5-Tetrachlorosalicylanilide	3,5-Dichloro- <i>N</i> -(3,4-dichlorophenyl)-2-hydroxybenzamide	C ₁₃ H ₇ Cl ₄ NO ₂	1154-59-2	351.013		161				
9774	2,3,5,6-Tetrachloroterphthaloyl dichloride		C ₈ Cl ₆ O ₂	719-32-4	340.803	cry (ctc)	146.5				



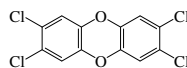
9741

2,3,5,6-Tetrachloro-2,5-cyclohexadiene-1,4-dione

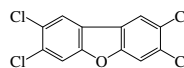


9742

3,4,5,6-Tetrachloro-3,5-cyclohexadiene-1,2-dione



9743

2,3,7,8-Tetrachlorodibenzo-*p*-dioxin

9744

2,3,7,8-Tetrachlorodibenzofuran



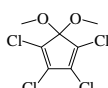
9745

1,1,1,2-Tetrachloro-2,2-difluoroethane



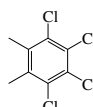
9746

1,1,2,2-Tetrachloro-1,2-difluoroethane



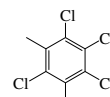
9747

1,2,3,4-Tetrachloro-5,5-dimethoxy-1,3-cyclopentadiene



9748

1,2,3,4-Tetrachloro-5,6-dimethylbenzene



9749

1,2,3,5-Tetrachloro-4,6-dimethylbenzene



9750

1,1,2,2-Tetrachloro-1,2-dimethyldisilane



9751

1,1,1,2-Tetrachloroethane



9752

1,1,2,2-Tetrachloroethane



9753

Tetrachloroethene



9754

1,1,1,2-Tetrachloro-2-fluoroethane



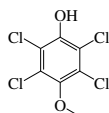
9755

1,1,2,2-Tetrachloro-1-fluoroethane



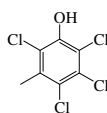
9756

Tetrachloromethane



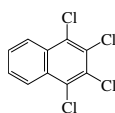
9757

2,3,5,6-Tetrachloro-4-methoxyphenol



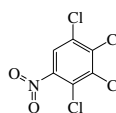
9758

2,3,4,6-Tetrachloro-5-methylphenol



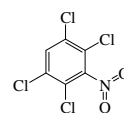
9759

1,2,3,4-Tetrachloronaphthalene



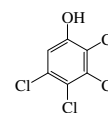
9760

1,2,3,4-Tetrachloro-5-nitrobenzene



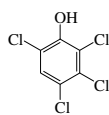
9761

1,2,4,5-Tetrachloro-3-nitrobenzene



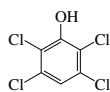
9762

2,3,4,5-Tetrachlorophenol



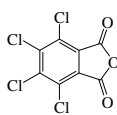
9763

2,3,4,6-Tetrachlorophenol



9764

2,3,5,6-Tetrachlorophenol



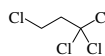
9765

Tetrachlorophthalic anhydride



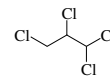
9766

1,1,1,2-Tetrachloropropane



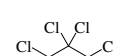
9767

1,1,1,3-Tetrachloropropane



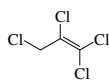
9768

1,1,2,3-Tetrachloropropane



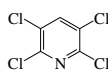
9769

1,2,2,3-Tetrachloropropane



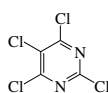
9770

1,1,2,3-Tetrachloro-1-propene



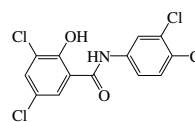
9771

2,3,5,6-Tetrachloropyridine



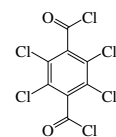
9772

Tetrachloropyrimidine



9773

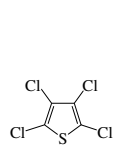
3,3',4',5-Tetrachlorosalicylanilide



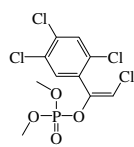
9774

2,3,5,6-Tetrachloroterphthaloyl dichloride

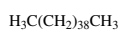
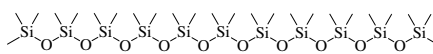
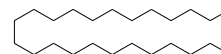
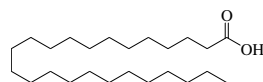
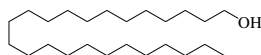
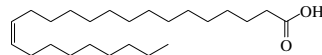
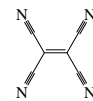
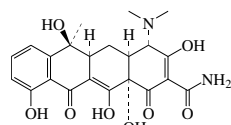
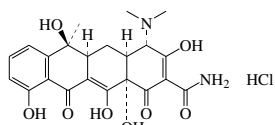
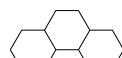
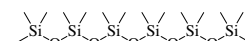
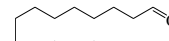
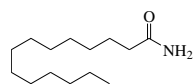
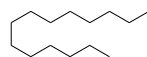
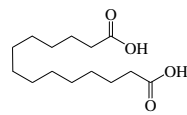
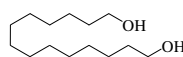
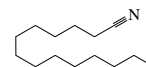
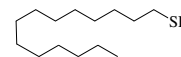
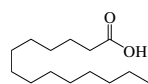
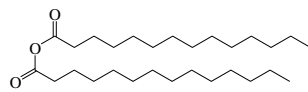
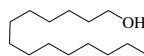
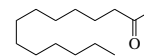
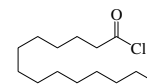
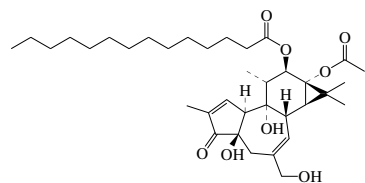
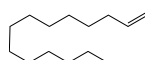
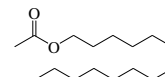
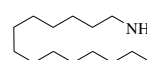
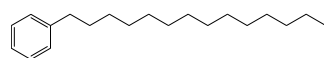
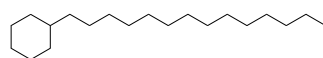
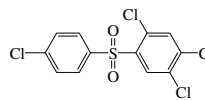
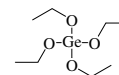
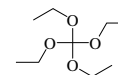
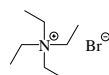
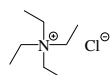
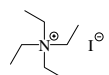
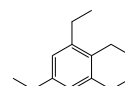
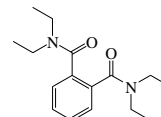
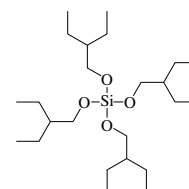
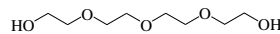
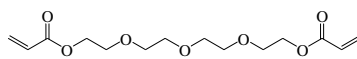
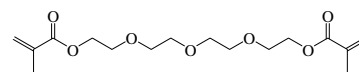
No.	Name	Synonym	Mol. Form.	CAS RN	Mol. Wt.	Physical Form	mp/°C	bp/°C	den g cm ⁻³	n _D	Solubility
9775	Tetrachlorothiophene		C ₄ Cl ₄ S	6012-97-1	221.920	nd (dil al)	30.5	233.4	1.7036 ³⁰	1.5915 ³⁰	i H ₂ O; vs EtOH; msc eth
9776	Tetrachlorovinphos		C ₁₀ H ₆ Cl ₄ O ₄ P	961-11-5	365.961		97				
9777	Tetracontane		C ₄₀ H ₈₂	4181-95-7	563.079		81.4(0.2)	522	0.8171 ²⁵	1.4572 ²⁵	
9778	Tetracosamethylundecasiloxane	Tetracosamethylhendecasiloxane	C ₂₄ H ₇₂ O ₁₀ Si ₁₁	107-53-9	829.764			322.8	0.9247 ²⁵	1.3994 ²⁰	vs bz
9779	Tetracosane		C ₂₄ H ₅₀	646-31-1	338.654	cry (eth)	50.3(0.7)	391(5)	0.7991 ²⁰	1.4283 ⁷⁰	i H ₂ O; sl EtOH; vs eth
9780	Tetracosanoic acid	Lignoceric acid	C ₂₄ H ₄₈ O ₂	557-59-5	368.637		82(4)	272 ¹⁰	0.8207 ¹⁰⁰	1.4287 ¹⁰⁰	vs bz, eth
9781	1-Tetracosanol		C ₂₄ H ₅₀ O	506-51-4	354.653		77	210 ^{0.4}			
9782	cis-15-Tetracosenoic acid	Nervonic acid	C ₂₄ H ₄₆ O ₂	506-37-6	366.621		43				
9783	Tetracyanoethene	Tetracyanoethylene	C ₆ N ₄	670-54-2	128.091		198.8(0.3)	223	1.348 ²⁵	1.560 ²⁵	sl eth, bz, ctc, chl; s ace
9784	Tetracycline		C ₂₂ H ₂₄ N ₂ O ₈	60-54-8	444.434	cry (+3w)	172 dec				
9785	Tetracycline hydrochloride		C ₂₂ H ₂₅ ClN ₂ O ₈	64-75-5	480.895		214				
9786	Tetradecahydrophenanthrene		C ₁₄ H ₂₄	5743-97-5	192.341	liq	-3	284(6)	0.944 ²⁰	1.5011 ²⁰	i H ₂ O; s eth, ace, bz
9787	Tetradecamethylhexasiloxane		C ₁₄ H ₂₄ O ₅ Si ₆	107-52-8	458.993	liq	-59	259.7(0.1)	0.8910 ²⁰	1.3948 ²⁰	vs bz
9788	Tetradecanal		C ₁₄ H ₂₈ O	124-25-4	212.371	lf	23(2)				i H ₂ O; s EtOH, eth, ace
9789	Tetradecanamide		C ₁₄ H ₂₉ NO	638-58-4	227.386	lf (ace)	104(1)	217 ¹²			vs EtOH
9790	Tetradecane		C ₁₄ H ₃₀	629-59-4	198.388	col liq	5.87(0.02)	253.5(0.4)	0.7596 ²⁰	1.4290 ²⁰	i H ₂ O; vs EtOH, eth; s ctc
9791	Tetradecanedioic acid		C ₁₄ H ₂₆ O ₄	821-38-5	258.354		124.2(0.5)	366(10)			
9792	1,14-Tetradecanediol		C ₁₄ H ₃₀ O ₂	19812-64-7	230.387	nd (bz)	85.8	200 ⁹			vs eth, EtOH
9793	Tetradecanenitrile	Myristonitrile	C ₁₄ H ₂₇ N	629-63-0	209.371		19.1(0.3)	226 ¹⁰⁰	0.8281 ¹⁹	1.4392 ²³	i H ₂ O; msc EtOH, eth, ace, bz; sl ctc
9794	1-Tetradecanethiol		C ₁₄ H ₃₀ S	2079-95-0	230.453		7	299(10)	0.8641 ²⁰	1.4597 ²⁰	i H ₂ O; s EtOH, eth, ctc
9795	Tetradecanoic acid	Myristic acid	C ₁₄ H ₂₈ O ₂	544-63-8	228.371	lf (eth)	54.16(0.02)	250 ¹⁰⁰	0.8622 ⁵⁴	1.4723 ⁷⁰	i H ₂ O; s EtOH, ace, chl; sl eth; vs bz
9796	Tetradecanoic anhydride		C ₂₈ H ₅₄ O ₃	626-29-9	438.727	lf (peth)	53.4		0.8502 ⁷⁰	1.4335 ⁷⁰	vs eth, EtOH
9797	1-Tetradecanol	Tetradecyl alcohol	C ₁₄ H ₃₀ O	112-72-1	214.387	lf	37.7(0.7)	295.8(0.4)	0.8236 ³⁸		i H ₂ O; vs EtOH, eth, ace, bz, chl
9798	2-Tetradecanone	Dodecylmethylketone	C ₁₄ H ₂₈ O	2345-27-9	212.371	cry (dil al)	33.5(0.2)	205 ¹⁰⁰			i H ₂ O; s EtOH, ace
9799	Tetradecanoyl chloride	Myristoyl chloride	C ₁₄ H ₂₇ ClO	112-64-1	246.816		-1	171 ¹⁶	0.9078 ²⁵		s eth
9800	12- <i>O</i> -Tetradecanoylphorbol-13-acetate	Cocarcinogen A1	C ₃₈ H ₅₆ O ₈	16561-29-8	616.825	oil					
9801	1-Tetradecene		C ₁₄ H ₂₈	1120-36-1	196.372	liq	-12.88(0.1)	251.1(0.4)	0.7745 ²⁵	1.4351 ²⁰	i H ₂ O; vs EtOH, eth; s bz; sl ctc
9802	Tetradecyl acetate	1-Tetradecanol, acetate	C ₁₆ H ₃₂ O ₂	638-59-5	256.424			173 ¹⁰			
9803	Tetradecylamine	1-Tetradecanamine	C ₁₄ H ₃₁ N	2016-42-4	213.403		83.1	289(3)	0.8079 ²⁰	1.4463 ²⁰	i H ₂ O; vs EtOH, eth, bz, chl; s ace
9804	Tetradecylbenzene		C ₂₀ H ₃₄	1459-10-5	274.484		9.7(0.2)	347(10)	0.8549 ²⁰	1.4818 ²⁰	
9805	Tetradecylcyclohexane		C ₂₀ H ₃₀	1795-18-2	280.532		24(1)	358(15)	0.8254 ²⁰	1.4579 ²⁰	
9806	Tetradifon	1,2,4-Trichloro-5-[(4-chlorophenyl)sulfonyl]benzene	C ₁₂ H ₆ Cl ₄ O ₂ S	116-29-0	356.052		146.9(0.3)		1.151 ²⁰		
9807	Tetraethoxygermane	Ethanol, germanium(4+) salt	C ₈ H ₂₀ GeO ₄	14165-55-0	252.88			139 ²⁰⁰			
9808	Tetraethoxymethane	Tetraethyl orthocarbonate	C ₈ H ₂₀ O ₄	78-09-1	192.253			159.5	0.9186 ²⁰	1.3905 ²⁵	msc EtOH, eth; s ctc
9809	Tetraethylammonium bromide		C ₈ H ₂₀ BrN	71-91-0	210.156	hyg (al)	174(2)		1.3970 ²⁰		vs H ₂ O, EtOH, chl, MeOH
9810	Tetraethylammonium chloride		C ₈ H ₂₀ ClN	56-34-8	165.705	hyg cry					vs H ₂ O, EtOH, ace, chl
9811	Tetraethylammonium iodide		C ₈ H ₂₀ IN	68-05-3	257.156	cry (w)	300 dec				s H ₂ O
9812	1,2,3,5-Tetraethylbenzene		C ₁₄ H ₂₂	38842-05-6	190.325			250(3)			
9813	<i>N,N,N',N'</i> -Tetraethyl-1,2-benzenedicarboxamide	<i>N,N,N',N'</i> -Tetraethyl-phthalamide	C ₁₆ H ₂₄ N ₂ O ₂	83-81-8	276.374		36	204 ¹⁶			
9814	Tetra(2-ethylbutyl) silicate	Silicic acid, tetrakis(2-ethylbutyl) ester	C ₂₄ H ₅₂ O ₄ Si	78-13-7	432.754	liq			0.8920 ²⁰	1.4307 ²⁰	i H ₂ O; sl EtOH, ctc; s eth, bz
9815	Tetraethylene glycol	3,6,9-Trioxaundecane-1,11-diol	C ₈ H ₁₈ O ₅	112-60-7	194.226	liq	-9.4(0.7)	315(7)	1.1285 ¹⁵	1.4577 ²⁰	vs H ₂ O; s EtOH, eth, ctc, diox
9816	Tetraethylene glycol diacrylate		C ₁₄ H ₂₂ O ₇	17831-71-9	302.321				1.125 ²⁵		
9817	Tetraethylene glycol dimethacrylate		C ₁₆ H ₂₆ O ₇	109-17-1	330.373			220 ¹		1.4610 ²⁵	



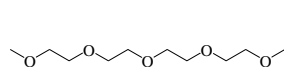
Tetrachlorothiophene



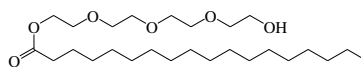
Tetrachlorovinphos

9777
Tetracontane9778
Tetracosamethylundecasiloxane9779
Tetracosane9780
Tetracosanoic acid9781
1-Tetracosanol9782
cis-15-Tetracosenoic acid9783
Tetracyanoethene9784
Tetracycline9785
Tetracycline hydrochloride9786
Tetradehydrophenanthrene9787
Tetradecamethylhexasiloxane9788
Tetradecanal9789
Tetradecanamide9790
Tetradecane9791
Tetradecanedioic acid9792
1,14-Tetradecanediol9793
Tetradecanenitrile9794
1-Tetradecanethiol9795
Tetradecanoic acid9796
Tetradecanoic anhydride9797
1-Tetradecanol9798
2-Tetradecanone9799
Tetradecanoyl chloride9800
12-O-Tetradecanoylphorbol-13-acetate9801
1-Tetradecene9802
Tetradecyl acetate9803
Tetradecylamine9804
Tetradecylbenzene9805
Tetradecylcyclohexane9806
Tetradifon9807
Tetraethoxygermane9808
Tetraethoxymethane9809
Tetraethylammonium bromide9810
Tetraethylammonium chloride9811
Tetraethylammonium iodide9812
1,2,3,5-Tetraethylbenzene9813
N,N,N',N'-Tetraethyl-1,2-benzenedicarboxamide9814
Tetra(2-ethylbutyl) silicate9815
Tetraethylene glycol9816
Tetraethylene glycol diacrylate9817
Tetraethylene glycol dimethacrylate

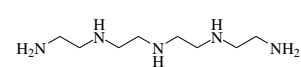
No.	Name	Synonym	Mol. Form.	CAS RN	Mol. Wt.	Physical Form	mp/°C	bp/°C	den g cm ⁻³	n _D	Solubility
9818	Tetraethylene glycol dimethyl ether		C ₁₀ H ₂₂ O ₅	143-24-8	222.279			274(1)	1.0114 ²⁰		msc H ₂ O; s EtOH, eth, ctc
9819	Tetraethylene glycol monostearate		C ₂₆ H ₅₂ O ₆	106-07-0	460.687		40	328	1.1285 ¹⁵	1.4593 ²⁰	
9820	Tetraethylenepentamine		C ₈ H ₂₃ N ₅	112-57-2	189.303			341.5		1.5042 ²⁰	s H ₂ O
9821	<i>N,N,N',N'</i> -Tetraethyl-1,2-ethanediamine		C ₁₀ H ₂₄ N ₂	150-77-6	172.311			192	0.808 ²⁵	1.4343 ²⁰	
9822	Tetraethylgermane		C ₈ H ₂₀ Ge	597-63-7	188.89			164.5	1.199		
9823	Tetraethyl lead		C ₈ H ₂₀ Pb	78-00-2	323.4			183(5)	1.653 ²⁰	1.5198 ²⁰	i H ₂ O; s bz; sl EtOH
9824	<i>N,N,N',N'</i> -Tetraethylmethane-diamine		C ₉ H ₂₂ N ₂	102-53-4	158.284			152(4)	0.8000 ²⁰	1.4420 ²⁵	
9825	Tetraethyl pyrophosphate		C ₈ H ₂₀ O ₇ P ₂	107-49-3	290.188		170 dec	155 ³	1.1847 ²⁰	1.4180 ²⁰	msc H ₂ O, EtOH, eth, ace, xyl, chl; sl ctc
9826	Tetraethylsilane		C ₈ H ₂₀ Si	631-36-7	144.331			153.4(0.7)	0.7658 ²⁰	1.4268 ²⁰	i H ₂ O
9827	Tetraethylstannane	Tin tetraethyl	C ₈ H ₂₀ Sn	597-64-8	234.955	liq	-131.2(0.3)	181	1.187 ²⁵	1.4730 ²⁰	
9828	Tetraethylthiodicarbonyl diamide	Sulfiram	C ₁₀ H ₂₀ N ₂ S ₃	95-05-6	264.474			232 ³	1.12 ²⁰		s chl
9829	Tetraethylurea		C ₈ H ₂₀ N ₂ O	1187-03-7	172.267			208(8)	0.919 ²⁰	1.4474 ²⁰	i H ₂ O, alk, acid
9830	1,2,3,4-Tetrafluorobenzene		C ₆ H ₂ F ₄	551-62-2	150.074			94.3(0.8)		1.4054 ²⁰	
9831	1,2,3,5-Tetrafluorobenzene		C ₆ H ₃ F ₄	2367-82-0	150.074	liq	-46.2(0.1)	84.3(0.8)	1.319 ²⁵	1.4035 ²⁰	
9832	1,2,4,5-Tetrafluorobenzene		C ₆ H ₂ F ₄	327-54-8	150.074		3.88(0.05)	90.2(0.3)	1.4255 ²⁰	1.4075 ²⁰	
9833	3,3,4,4-Tetrafluorodihydro-2,5-furandione	Tetrafluorosuccinic anhydride	C ₄ F ₄ O ₃	699-30-9	172.035			54.5	1.6209 ²⁰	1.3240 ²⁰	
9834	1,1,2,2-Tetrafluoro-1,2-dinitroethane		C ₂ F ₄ N ₂ O ₄	356-16-1	192.026	liq	-41.5	58.5	1.6024 ²⁵	1.3265 ²⁵	i H ₂ O; s ace
9835	1,1,1,2-Tetrafluoroethane	HFC-134a	C ₂ H ₂ F ₄	811-97-2	102.031	col gas	-103.296 (0.008)	-26.1(0.1)	1.2072 ²⁵		i H ₂ O; s eth
9836	1,1,2,2-Tetrafluoroethane		C ₂ H ₂ F ₄	359-35-3	102.031	col gas	-89	-20(1)			
9837	Tetrafluoroethene	Tetrafluoroethylene	C ₂ F ₄	116-14-3	100.015	col gas	-131.14(0.02)	-76(1)	1.519 ⁷⁶		i H ₂ O
9838	1,2,2,2-Tetrafluoroethyl difluoromethyl ether	Refrigerant 236me	C ₃ H ₂ F ₆ O	57041-67-5	168.037	vol liq or gas		23(2)	1.4540 ²³		
9839	Tetrafluoromethane	Carbon tetrafluoride	CF ₄	75-73-0	88.005	col gas	-183.582 (0.005)	-127.9(0.1)	3.034 ²⁵		i H ₂ O; s bz, chl
9840	2,2,3,3-Tetrafluoro-1-propanol		C ₃ H ₄ F ₄ O	76-37-9	132.057	liq	-15	106(3)	1.4853 ²⁰	1.3197 ²⁰	s EtOH, ace, chl
9841	6,7,8,9-Tetrahydro-5 <i>H</i> -benzo-cyclohepten-5-one		C ₁₁ H ₁₂ O	826-73-3	160.212			175 ⁴⁰	1.080 ²⁰	1.5698 ²⁰	s EtOH
9842	2,3,6,7-Tetrahydro-1 <i>H</i> ,5 <i>H</i> -benzo[<i>ij</i>]quinolizine	Julolidine	C ₁₂ H ₁₃ N	479-59-4	173.254		40	280 dec	1.003 ²⁰	1.568 ²⁵	
9843	1,2,3,6-Tetrahydro-2,3'-bipyridine, (S)-	Anatabine	C ₁₀ H ₁₂ N ₂	581-49-7	160.215			145 ¹⁰	1.091 ¹⁹	1.5676 ²⁰	msc H ₂ O; s EtOH, eth, bz
9844	2,3,4,9-Tetrahydro-1 <i>H</i> -carbazole		C ₁₂ H ₁₃ N	942-01-8	171.238	lf (dil al)	120	327.5			i H ₂ O; s EtOH; vs eth, bz, MeOH
9845	Tetrahydrocortisone		C ₂₁ H ₃₂ O ₅	53-05-4	364.476	cry (EtOAc)	190				
9846	1,2,3,4-Tetrahydro-6,7-dimethoxy-1,2-dimethylisoquinoline, (±)-	Carnegine	C ₁₃ H ₁₉ NO ₂	490-53-9	221.296	pa br syr		170 ¹			vs H ₂ O, eth, EtOH
9847	Tetrahydro-2,5-dimethoxyfuran		C ₆ H ₁₂ O ₃	696-59-3	132.157			145.7	1.02 ²⁵	1.4180 ²⁰	
9848	4,5,6,7-Tetrahydro-3,6-dimethylbenzofuran		C ₁₀ H ₁₄ O	494-90-6	150.217		86	80 ¹⁸	0.972 ¹⁵		
9849	1,2,3,4-Tetrahydro-1,5-dimethylnaphthalene		C ₁₂ H ₁₆	21564-91-0	160.255			239	0.941 ²⁰	1.526 ²⁰	
9850	Tetrahydro-2,2-dimethyl-5-oxo-3-furanacetic acid	Terpenylic acid	C ₈ H ₁₂ O ₄	26754-48-3	172.179	lf or pr (w+1)	90				vs H ₂ O
9851	<i>cis</i> -Tetrahydro-2,5-dimethylthiophene		C ₆ H ₁₂ S	5161-13-7	116.224	liq	-89	142.5(0.8)	0.9222 ²⁰	1.4799 ²⁰	vs ace, bz, eth, EtOH
9852	1,2,3,4-Tetrahydro-9 <i>H</i> -fluoren-9-one	Phentydrone	C ₁₃ H ₁₂ O	634-19-5	184.233	lt ye nd or pr (pentane)	81.5	139 ^{9.05}			
9853	5,6,7,8-Tetrahydrofolic acid		C ₁₉ H ₂₃ N ₇ O ₆	135-16-0	445.429	pow					s H ₂ O
9854	Tetrahydrofuran	Tetramethylene oxide	C ₄ H ₈ O	109-99-9	72.106	liq	-108.38(0.02)	66.0(0.1)	0.8833 ²⁵	1.4050 ²⁵	s H ₂ O, chl; vs EtOH, eth, ace, bz
9855	Tetrahydro-2-furanmethanamine	Tetrahydrofurfurylamine	C ₅ H ₁₁ NO	4795-29-3	101.147			153	0.9752 ²⁰	1.4551 ²⁰	vs H ₂ O, eth, EtOH
9856	Tetrahydro-2-furanmethanol propanoate		C ₈ H ₁₄ O ₃	637-65-0	158.195			205.5	1.044 ²⁰		vs eth, EtOH, chl
9857	Tetrahydro-3-furanol		C ₄ H ₈ O ₂	453-20-3	88.106			181	1.09 ²⁵	1.4500 ²⁰	
9858	Tetrahydrofurfuryl acetate		C ₇ H ₁₂ O ₃	637-64-9	144.168			193	1.0624 ²⁰	1.4350 ²⁵	vs H ₂ O, eth, EtOH, chl
9859	Tetrahydrofurfuryl acrylate		C ₈ H ₁₂ O ₃	2399-48-6	156.179		<-60	96 ⁶	1.061 ²⁰		



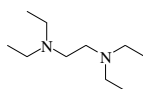
9818
Tetraethylene glycol dimethyl ether



9819
Tetraethylene glycol monostearate



9820
Tetraethylenepentamine



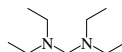
9821
N,N,N',N'-Tetraethyl-1,2-ethanediamine



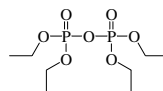
9822
Tetraethylgermane



9823
Tetraethyl lead



9824
N,N,N',N'-Tetraethylmethanediamine



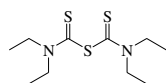
9825
Tetraethyl pyrophosphate



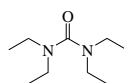
9826
Tetraethylsilane



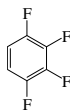
9827
Tetraethylstannane



9828
Tetraethylthiocarbonic diamide



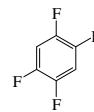
9829
Tetraethylurea



9830
1,2,3,4-Tetrafluorobenzene



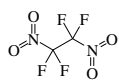
9831
1,2,3,5-Tetrafluorobenzene



9832
1,2,4,5-Tetrafluorobenzene



9833
3,3,4,4-Tetrafluorodihydro-2,5-furandione



9834
1,1,2,2-Tetrafluoro-1,2-dinitroethane



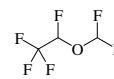
9835
1,1,1,2-Tetrafluoroethane



9836
1,1,2,2-Tetrafluoroethane



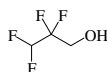
9837
Tetrafluoroethene



9838
1,2,2,2-Tetrafluoroethyl difluoromethyl ether



9839
Tetrafluoromethane



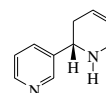
9840
2,2,3,3-Tetrafluoro-1-propanol



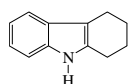
9841
6,7,8,9-Tetrahydro-5H-benzocyclohept-5-one



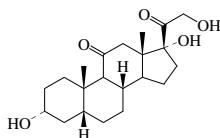
9842
2,3,6,7-Tetrahydro-1H,5H-benzo[i]quinolizine



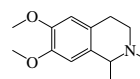
9843
1,2,3,6-Tetrahydro-2,3'-bipyridine, (S)-



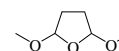
9844
2,3,4,9-Tetrahydro-1H-carbazole



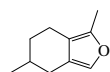
9845
Tetrahydrocortisone



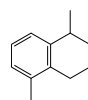
9846
1,2,3,4-Tetrahydro-6,7-dimethoxy-1,2-dimethylisoquinoline, (±)-



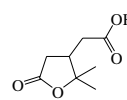
9847
Tetrahydro-2,5-dimethoxyfuran



9848
4,5,6,7-Tetrahydro-3,6-dimethylbenzofuran



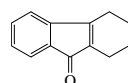
9849
1,2,3,4-Tetrahydro-1,5-dimethylnaphthalene



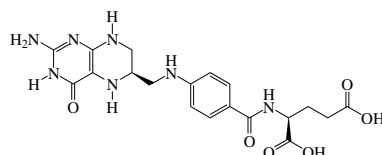
9850
Tetrahydro-2,2-dimethyl-5-oxo-3-furanacetic acid



9851
cis-Tetrahydro-2,5-dimethylthiophene



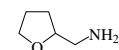
9852
1,2,3,4-Tetrahydro-9H-fluoren-9-one



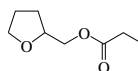
9853
5,6,7,8-Tetrahydrofolic acid



9854
Tetrahydrofuran



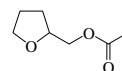
9855
Tetrahydro-2-furanmethanamine



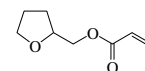
9856
Tetrahydro-2-furanmethanol propanoate



9857
Tetrahydro-3-furanol

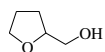


9858
Tetrahydrofurfuryl acetate

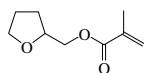


9859
Tetrahydrofurfuryl acrylate

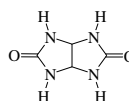
No.	Name	Synonym	Mol. Form.	CAS RN	Mol. Wt.	Physical Form	mp/°C	bp/°C	den g cm ⁻³	n _D	Solubility
9860	Tetrahydrofurfuryl alcohol	Tetrahydro-2-furancarbinol	C ₅ H ₁₀ O ₂	97-99-4	102.132	liq	<-80	176.3(0.7)	1.0524 ²⁰	1.4520 ²⁰	vs ace, eth
9861	Tetrahydrofurfuryl methacrylate		C ₉ H ₁₄ O ₃	2455-24-5	170.205			265	1.040 ²⁵	1.4554 ²⁵	
9862	Tetrahydroimidazo[4,5- <i>d</i>]imidazole-2,5-(1 <i>H</i> ,3 <i>H</i>)-dione	Acetyleneurea	C ₄ H ₆ N ₄ O ₂	496-46-8	142.117	nd or pr (w)	297(2)				sl H ₂ O; i EtOH, HOAc; s eth, HCl, alk
9863	<i>cis</i> -3a,4,7,7a-Tetrahydro-1,3-isobenzofurandione	4-Cyclohexene-1,2-dicarboxylic acid, anhydride	C ₈ H ₆ O ₃	935-79-5	152.148	cry (peth)	98(2)				s EtOH, ace, chl, bz; sl peth
9864	4,5,6,7-Tetrahydro-1,3-isobenzofurandione	1-Cyclohexene-1,2-dicarboxylic acid, anhydride	C ₈ H ₆ O ₃	2426-02-0	152.148	pl (EtOH)	70.3(0.2)		1.2 ¹⁰⁵		s EtOH, ace, chl; vs eth
9865	1,2,3,4-Tetrahydroisoquinoline		C ₉ H ₁₁ N	91-21-4	133.190		<-15	232.5	1.0642 ²⁴	1.5668 ²⁰	i H ₂ O; s EtOH, bz, acid, xyl
9866	3,4,5,6-Tetrahydro-7-methoxy-2 <i>H</i> -azepine		C ₇ H ₁₃ NO	2525-16-8	127.184	liq		49 ¹⁶	0.887	1.4630 ²⁰	
9867	1,2,3,4-Tetrahydro-6-methoxyquinoline		C ₁₀ H ₁₃ NO	120-15-0	163.216	pr (peth, al) orth pym (w)	42.5	284		1.5718 ²⁰	s chl
9868	1,2,3,4-Tetrahydro-1-methylnaphthalene		C ₁₁ H ₁₄	1559-81-5	146.229			221(6)	0.9583 ²⁰	1.5353 ²⁰	
9869	1,2,3,4-Tetrahydro-5-methylnaphthalene		C ₁₁ H ₁₄	2809-64-5	146.229	liq	-23.0(0.3)	234(7)	0.9720 ²⁰	1.5439 ²⁰	
9870	1,2,3,4-Tetrahydro-6-methylnaphthalene		C ₁₁ H ₁₄	1680-51-9	146.229	liq	-40	229	0.9537 ²⁰	1.5357 ²⁰	
9871	1,2,3,6-Tetrahydro-1-methyl-4-phenylpyridine	MPTP	C ₁₂ H ₁₅ N	28289-54-5	173.254	cry	41	87 ^{0.8}			
9872	Tetrahydro-3-methyl-2 <i>H</i> -thiopyran		C ₆ H ₁₂ S	5258-50-4	116.224	liq	-60	158.1(0.4)	0.9473 ²⁰	1.4922 ²⁰	
9873	5,6,7,8-Tetrahydro-1-naphthalenamine		C ₁₀ H ₁₃ N	2217-41-6	147.217		38	278(14)	1.0625 ¹⁶	1.5900 ²⁰	sl H ₂ O; s EtOH, eth, acid
9874	1,2,3,4-Tetrahydronaphthalene	Tetralin	C ₁₀ H ₁₂	119-64-2	132.202	liq	-35.76(0.06)	207.2(0.3)	0.9645 ²⁵	1.5413 ²⁰	i H ₂ O; vs EtOH, eth; s chl, PhNH ₂
9875	1,2,3,4-Tetrahydro-1-naphthol	1,2,3,4-Tetrahydro-α-naphthol	C ₁₀ H ₁₂ O	529-33-9	148.201		34.5	255	1.0996 ²⁰	1.5638 ²⁰	
9876	5,6,7,8-Tetrahydro-1-naphthol	5,6,7,8-Tetrahydro-α-naphthol	C ₁₀ H ₁₂ O	529-35-1	148.201		68(3)	266	1.0556 ⁷⁵		
9877	1,2,3,4-Tetrahydro-2-naphthol	Tetralol	C ₁₀ H ₁₂ O	530-91-6	148.201		15.5	140 ¹²			
9878	5,6,7,8-Tetrahydro-2-naphthol	5,6,7,8-Tetrahydro-β-naphthol	C ₁₀ H ₁₂ O	1125-78-6	148.201		59(3)	275.5	1.0552 ⁶⁵		
9879	Tetrahydro-6-pentyl-2 <i>H</i> -pyran-2-one	5-Hydroxydecanoic acid lactone	C ₁₀ H ₁₈ O ₂	705-86-2	170.249	liq	-27	121 ³			
9880	1,2,3,4-Tetrahydrophenanthrene		C ₁₄ H ₁₄	1013-08-7	182.261	lf (MeOH)	29.404 (0.009)	173 ¹¹	1.0601 ⁴⁰		i H ₂ O; s EtOH, eth, ace, bz, HOAc, chl, lig
9881	1,2,3,6-Tetrahydrophthalimide		C ₈ H ₈ NO ₂	85-40-5	151.163	cry (EtOH)	137				
9882	Tetrahydro-6-propyl-2 <i>H</i> -pyran-2-one	5-Hydroxyoctanoic acid lactone	C ₈ H ₁₄ O ₂	698-76-0	142.196	liq	-13	126 ¹⁵			
9883	2,3,4,5-Tetrahydro-6-propylpyridine	γ-Coniceine	C ₈ H ₁₅ N	1604-01-9	125.212			174	0.8753 ¹⁵	1.4661 ¹⁶	
9884	Tetrahydropyran	Oxane	C ₅ H ₁₀ O	142-68-7	86.132	liq	-49.1(0.2)	88.0(0.4)	0.8814 ²⁰	1.4200 ²⁰	s EtOH, eth, bz, ctc
9885	Tetrahydro-2 <i>H</i> -pyran-2-methanol		C ₆ H ₁₂ O ₂	100-72-1	116.158			189(2)	1.027 ²⁵	1.458 ²⁰	
9886	Tetrahydro-2 <i>H</i> -pyran-2-one		C ₅ H ₆ O ₂	542-28-9	100.117	liq	-10.33(0.09)	228(1)	1.1082 ²⁰	1.4503 ²⁰	s H ₂ O; msc EtOH, eth; sl ctc
9887	Tetrahydro-4 <i>H</i> -pyran-4-one		C ₅ H ₈ O ₂	29943-42-8	100.117			166.5	1.084 ²⁵	1.4520 ²⁰	
9888	1,2,5,6-Tetrahydropyridine	Δ 3-Piperidine	C ₆ H ₈ N	694-05-3	83.132	liq	-48	117(4)	0.911 ²⁵	1.4800 ²⁰	s chl
9889	1,2,5,6-Tetrahydro-3-pyridine-carboxylic acid	Guvacine	C ₆ H ₈ NO ₂	498-96-4	127.141	pr (w), rods (+1w dil al)	295 dec				vs H ₂ O
9890	3,4,5,6-Tetrahydro-2(1 <i>H</i>)-pyrimidinethione	Hexahydropyrimidine-2-thione	C ₄ H ₆ N ₂ S	2055-46-1	116.185		211		1.33 ²⁰		
9891	1,2,3,4-Tetrahydroquinoline		C ₉ H ₁₁ N	635-46-1	133.190	nd	16.76(0.05)	250.5(0.2)	1.0588 ²⁰	1.6062 ¹⁹	s H ₂ O, chl; msc EtOH, eth
9892	5,6,7,8-Tetrahydroquinoline	2,3-Cyclohexenopyridine	C ₉ H ₁₁ N	10500-57-9	133.190			223.5(0.9)	1.0304 ¹³	1.5435 ²⁰	sl H ₂ O; s EtOH, eth, ace, bz
9893	1,2,3,4-Tetrahydroquinoxaline		C ₈ H ₁₀ N ₂	3476-89-9	134.178	lf (w, eth, peth)	99	289			s H ₂ O, chl; vs EtOH, eth, bz; sl peth
9894	6,7,8,9-Tetrahydro-5 <i>H</i> -tetrazolo[1,5- <i>a</i>]azepine	Pentylentetrazole	C ₆ H ₁₀ N ₄	54-95-5	138.170	cry (bz-lig)	59.5	194 ¹²			vs H ₂ O, EtOH, ace; s eth, bz; sl chl
9895	Tetrahydrothiophene	Thiacyclopentane	C ₄ H ₆ S	110-01-0	88.172	liq	-96.13(0.05)	121.1(0.2)	0.9987 ²⁰	1.4871 ¹⁸	i H ₂ O; msc EtOH, eth, ace, bz; s chl



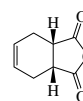
9860
Tetrahydrofurfuryl alcohol



9861
Tetrahydrofurfuryl methacrylate



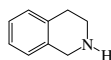
9862
Tetrahydroimidazo[4,5-d]imidazole-2,5(1*H*,3*H*)-dione



9863
cis-3a,4,7,7a-Tetrahydro-1,3-isobenzofurandione



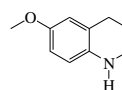
9864
4,5,6,7-Tetrahydro-1,3-isobenzofurandione



9865
1,2,3,4-Tetrahydroisoquinoline



9866
3,4,5,6-Tetrahydro-7-methoxy-2*H*-azepine



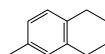
9867
1,2,3,4-Tetrahydro-6-methoxyquinoline



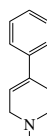
9868
1,2,3,4-Tetrahydro-1-methylnaphthalene



9869
1,2,3,4-Tetrahydro-5-methylnaphthalene



9870
1,2,3,4-Tetrahydro-6-methylnaphthalene



9871
1,2,3,6-Tetrahydro-1-methyl-4-phenylpyridine



9872
Tetrahydro-3-methyl-2*H*-thiopyran



9873
5,6,7,8-Tetrahydro-1-naphthalenamine



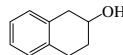
9874
1,2,3,4-Tetrahydronaphthalene



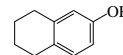
9875
1,2,3,4-Tetrahydro-1-naphthol



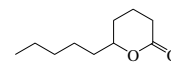
9876
5,6,7,8-Tetrahydro-1-naphthol



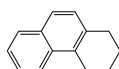
9877
1,2,3,4-Tetrahydro-2-naphthol



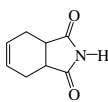
9878
5,6,7,8-Tetrahydro-2-naphthol



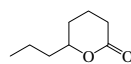
9879
Tetrahydro-6-pentyl-2*H*-pyran-2-one



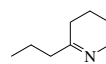
9880
1,2,3,4-Tetrahydrophenanthrene



9881
1,2,3,6-Tetrahydrophthalimide



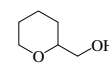
9882
Tetrahydro-6-propyl-2*H*-pyran-2-one



9883
2,3,4,5-Tetrahydro-6-propylpyridine



9884
Tetrahydropyran



9885
Tetrahydro-2*H*-pyran-2-methanol



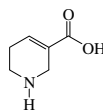
9886
Tetrahydro-2*H*-pyran-2-one



9887
Tetrahydro-4*H*-pyran-4-one



9888
1,2,5,6-Tetrahydropyridine



9889
1,2,5,6-Tetrahydro-3-pyridinecarboxylic acid



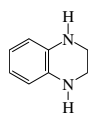
9890
3,4,5,6-Tetrahydro-2(1*H*)-pyrimidinethione



9891
1,2,3,4-Tetrahydroquinoline



9892
5,6,7,8-Tetrahydroquinoline



9893
1,2,3,4-Tetrahydroquinoxaline

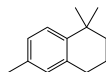


9894
6,7,8,9-Tetrahydro-5*H*-tetrazolo[1,5-*a*]azepine

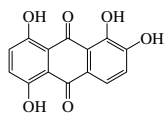


9895
Tetrahydrothiophene

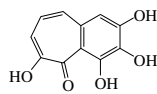
No.	Name	Synonym	Mol. Form.	CAS RN	Mol. Wt.	Physical Form	mp/°C	bp/°C	den g cm ⁻³	n _D	Solubility
9896	1,2,3,4-Tetrahydro-1,1,6-trimethylnaphthalene		C ₁₃ H ₁₈	475-03-6	174.282			240	0.9303 ²⁰	1.5257 ²⁰	s EtOH, eth, bz, chl
9897	1,2,5,8-Tetrahydroxy-9,10-anthracenedione	Quinalizarin	C ₁₄ H ₆ O ₆	81-61-8	272.210	oran nd	>275				sl H ₂ O, ace, bz, EtOH, eth
9898	2,3,4,6-Tetrahydroxy-5 <i>H</i> -benzocyclohepten-5-one	Purpurogallin	C ₁₁ H ₆ O ₅	569-77-7	220.179	red nd (gl HOAc)	274 dec				
9899	2,2',4,4'-Tetrahydroxybenzophenone		C ₁₃ H ₁₀ O ₅	131-55-5	246.215	ye nd (w+1)	198.8(0.5)				vs H ₂ O, ace, eth, EtOH
9900	2,3,5,6-Tetrahydroxy-2,5-cyclohexadiene-1,4-dione	Tetroquinone	C ₆ H ₄ O ₆	319-89-1	172.092	bl-blk cry					sl H ₂ O, eth, ctc; vs EtOH
9901	11,17,20,21-Tetrahydroxy-pregn-4-en-3-one, (11β,20 <i>R</i>)-	4-Pregnene-11β,17α,20β,21-tetrol-3-one	C ₂₁ H ₃₂ O ₅	116-58-5	364.476	cry (aq ace)	125 dec				vs ace, EtOH
9902	<i>N,N,N',N'</i> -Tetra(2-hydroxypropyl)ethylenediamine	ENTPROL	C ₁₄ H ₃₂ N ₂ O ₄	102-60-3	292.415				1.030 ²⁵	1.478 ²⁵	sl chl
9903	Tetraiodoethene	Tetraiodoethylene	C ₂ I ₄	513-92-8	531.639	ye lf, pr (eth)	187	sub	2.983 ²⁰		vs bz, chl
9904	4,5,6,7-Tetraiodo-1,3-isobenzofurandione		C ₈ I ₄ O ₃	632-80-4	651.702	ye pr, nd (HOAc) nd (sub)	327.5	sub			i H ₂ O, EtOH, bz; sl HOAc
9905	Tetraiodomethane	Carbon tetraiodide	Cl ₄	507-25-5	519.629	red lf (bz, chl)	171	135 ^{1.5}	4.23 ²⁰		vs py, chl
9906	2,3,4,5-Tetraiodo-1 <i>H</i> -pyrrole	Iodopyrrole	C ₄ HI ₄ N	87-58-1	570.676	ye nd (al)	155(6)				vs ace, eth, chl
9907	Tetraisobutyl titanate	2-Methyl-1-propanol, titanium(4+) salt	C ₁₆ H ₃₆ O ₄ Ti	7425-80-1	340.322			256 ⁹⁰⁰	0.960 ⁵⁰		dec H ₂ O
9908	Tetraisopropyl titanate	2-Propanol, titanium(4+) salt	C ₁₂ H ₂₈ O ₄ Ti	546-68-9	284.215			227.5	0.9711 ²⁰		dec H ₂ O; s EtOH, eth, bz, chl
9909	<i>N,N,N',N'</i> -Tetrakis(2-hydroxyethyl)-1,2-ethanediamine		C ₁₀ H ₂₄ N ₂ O ₄	140-07-8	236.309						sl H ₂ O, EtOH
9910	Tetrakis(hydroxymethyl)-phosphonium chloride		C ₄ H ₁₂ ClO ₄ P	124-64-1	190.562		152.5				s H ₂ O
9911	Tetrakis(methylthio)methane		C ₆ H ₁₂ S ₄	6156-25-8	200.409						s chl
9912	1-Tetralone		C ₁₀ H ₁₀ O	529-34-0	146.185		8	115 ⁶	1.0988 ¹⁶	1.5672 ²⁰	
9913	Tetramethoxymethane		C ₅ H ₁₂ O ₄	1850-14-2	136.147	liq	-2.5	132(13)	1.023 ²⁵	1.3845 ²⁰	
9914	1,1,3,3-Tetramethoxypropane		C ₇ H ₁₆ O ₄	102-52-3	164.200			183	0.997 ²⁵	1.4081 ²⁰	
9915	Tetramethrin		C ₁₈ H ₂₆ NO ₄	7696-12-0	331.407	wh cry	≈65-80		1.108 ²⁰	1.5175 ²¹	
9916	<i>N,N,N',N'</i> -Tetramethyl-3,6-acridinediamine, monohydrochloride	Acridine Orange	C ₁₇ H ₂₀ ClN ₃	65-61-2	301.814	oran-ye soln					s H ₂ O, EtOH
9917	Tetramethylammonium bromide		C ₄ H ₁₂ BrN	64-20-0	154.049	hyg bipym	230 dec		1.56 ²⁵		vs H ₂ O; sl EtOH; i eth, bz, chl; s MeOH
9918	Tetramethylammonium chloride		C ₄ H ₁₂ ClN	75-57-0	109.598	hyg bipym (dil al)	420 dec		1.169 ²⁰		s H ₂ O; sl EtOH; i eth, bz, chl; vs MeOH
9919	Tetramethylammonium iodide		C ₄ H ₁₂ IN	75-58-1	201.049		>230 dec		1.829 ²⁵		sl H ₂ O, alk, EtOH, ace; i eth, chl
9920	<i>N,N</i> ,2,6-Tetramethylaniline		C ₁₀ H ₁₀ N	769-06-2	149.233	liq	-36	196	0.9147 ²⁰		
9921	1,2,3,4-Tetramethylbenzene		C ₁₀ H ₁₄	488-23-3	134.218	liq	-6.7(1)	205(1)	0.9052 ²⁰	1.5203 ²⁰	i H ₂ O; msc EtOH, eth, ace, bz, peth, ctc
9922	1,2,3,5-Tetramethylbenzene	Isodurene	C ₁₀ H ₁₄	527-53-7	134.218	liq	-23.8(0.2)	198(1)	0.8903 ²⁰	1.5130 ²⁰	i H ₂ O; msc EtOH, eth, ace, bz, peth, ctc
9923	1,2,4,5-Tetramethylbenzene	Durene	C ₁₀ H ₁₄	95-93-2	134.218		79.2(0.2)	197(1)	0.8380 ⁸¹	1.4790 ⁸¹	i H ₂ O; msc EtOH, eth, ace, bz, peth, ctc
9924	<i>N,N,N',N'</i> -Tetramethyl-1,2-benzenediamine		C ₁₀ H ₁₆ N ₂	704-01-8	164.247		8.9	215.5	0.9560 ²⁰		
9925	<i>N,N,N',N'</i> -Tetramethyl-1,4-benzenediamine	Tetramethyl- <i>p</i> -phenylenediamine	C ₁₀ H ₁₆ N ₂	100-22-1	164.247	lf (dil al or lig)	51	260			sl H ₂ O; vs EtOH, eth, bz, chl
9926	2,3,5,6-Tetramethyl-1,4-benzenediol	Durohydroquinone	C ₁₀ H ₁₄ O ₂	527-18-4	166.217	nd (al)	233				s EtOH; sl eth
9927	Tetramethyl 1,2,4,5-benzene-tetracarboxylate		C ₁₄ H ₁₄ O ₈	635-10-9	310.256	nd (al)	144.8(0.5)	sub			vs EtOH
9928	3,3',5,5'-Tetramethyl-[1,1'-biphenyl]-4,4'-diamine		C ₁₈ H ₂₀ N ₂	54827-17-7	240.343		168.5				
9929	<i>N,N,N',N'</i> -Tetramethyl-[1,1'-biphenyl]-4,4'-diamine		C ₁₈ H ₂₀ N ₂	366-29-0	240.343		196.0				
9930	3,3',5,5'-Tetramethyl-[1,1'-biphenyl]-4,4'-diol		C ₁₈ H ₁₈ O ₂	2417-04-1	242.313	pa ye nd or pr (HOAc)	221.8	sub			sl EtOH, bz, gl HOAc, tol; i lig



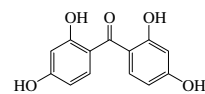
9896
1,2,3,4-Tetrahydro-1,1,6-trimethylnaphthalene



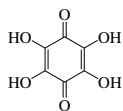
9897
1,2,5,8-Tetrahydroxy-9,10-anthracenedione



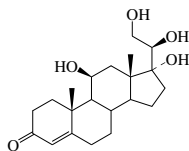
9898
2,3,4,6-Tetrahydroxy-5H-benzocyclohept-5-one



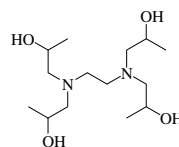
9899
2,2',4,4'-Tetrahydroxybenzophenone



9900
2,3,5,6-Tetrahydroxy-2,5-cyclohexadiene-1,4-dione



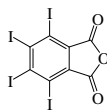
9901
11,17,20,21-Tetrahydroxypregn-4-en-3-one, (11β,20R)-



9902
N,N,N',N'-Tetra(2-hydroxypropyl)ethylenediamine



9903
Tetraiodoethene



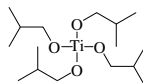
9904
4,5,6,7-Tetraiodo-1,3-isobenzofurandione



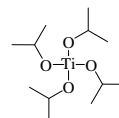
9905
Tetraiodomethane



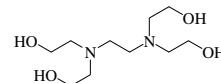
9906
2,3,4,5-Tetraiodo-1H-pyrrole



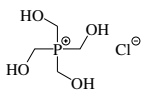
9907
Tetraisobutyl titanate



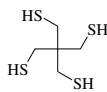
9908
Tetraisopropyl titanate



9909
N,N,N',N'-Tetrakis(2-hydroxyethyl)-1,2-ethanediamine



9910
Tetrakis(hydroxymethyl)phosphonium chloride



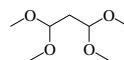
9911
Tetrakis(methylthio)methane



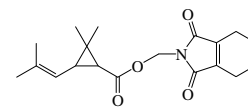
9912
1-Tetralone



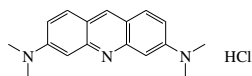
9913
Tetramethoxymethane



9914
1,1,3,3-Tetramethoxypropane



9915
Tetramethrin



9916
N,N,N',N'-Tetramethyl-3,6-acridinediamine, monohydrochloride



9917
Tetramethylammonium bromide



9918
Tetramethylammonium chloride



9919
Tetramethylammonium iodide



9920
N,N,2,6-Tetramethylaniline



9921
1,2,3,4-Tetramethylbenzene



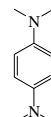
9922
1,2,3,5-Tetramethylbenzene



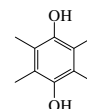
9923
1,2,4,5-Tetramethylbenzene



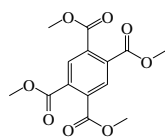
9924
N,N,N',N'-Tetramethyl-1,2-benzenediamine



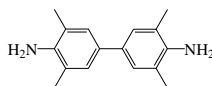
9925
N,N,N',N'-Tetramethyl-1,4-benzenediamine



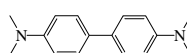
9926
2,3,5,6-Tetramethyl-1,4-benzenediol



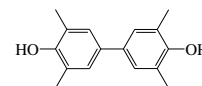
9927
Tetramethyl 1,2,4,5-benzenetetracarboxylate



9928
3,3',5,5'-Tetramethyl-[1,1'-biphenyl]-4,4'-diamine



9929
N,N,N',N'-Tetramethyl-[1,1'-biphenyl]-4,4'-diamine

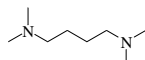


9930
3,3',5,5'-Tetramethyl-[1,1'-biphenyl]-4,4'-diol

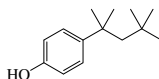
No.	Name	Synonym	Mol. Form.	CAS RN	Mol. Wt.	Physical Form	mp/°C	bp/°C	den g cm ⁻³	n _D	Solubility
9931	2,2,3,3-Tetramethylbutane		C ₈ H ₁₈	594-82-1	114.229	lf (eth)	100.79(0.05)	106.32(0.04)	0.8242 ²⁰	1.4695 ²⁰	i H ₂ O; s eth, chl
9932	<i>N,N,N',N'</i> -Tetramethyl-1,4-butanediamine		C ₈ H ₂₀ N ₂	111-51-3	144.258			168	0.7942 ¹⁵	1.4621 ²⁵	msc H ₂ O; s EtOH, eth
9933	4-(1,1,3,3-Tetramethylbutyl)-phenol		C ₁₄ H ₂₂ O	140-66-9	206.324		85.0(0.2)	279			
9934	2,2,4,4-Tetramethyl-1,3-cyclobutanedione		C ₈ H ₁₂ O ₂	933-52-8	140.180						s chl
9935	2,3,5,6-Tetramethyl-2,5-cyclohexadiene-1,4-dione	Duroquinone	C ₁₀ H ₁₂ O ₂	527-17-3	164.201	ye nd (al or lig)	111.69(0.09)				i H ₂ O; s EtOH, eth, ace, bz, sulf, chl
9936	1,2,3,4-Tetramethylcyclohexane		C ₁₀ H ₂₀	3726-45-2	140.266				0.8219 ²⁰	1.4531 ²⁰	
9937	1,1,3,3-Tetramethylcyclopentane		C ₉ H ₁₈	50876-33-0	126.239	liq	-88.3(0.2)	118(5)	0.7469 ²⁵	1.4125 ²⁰	
9938	1,1,2,2-Tetramethylcyclopropane		C ₇ H ₁₄	4127-47-3	98.186	liq	-80.69(0.09)	76(3)			
9939	2,4,6,8-Tetramethylcyclotetrasiloxane		C ₄ H ₁₆ O ₄ Si ₄	2370-88-9	240.510	liq	-65	134.5	0.9912 ²⁰	1.3870 ²⁰	i H ₂ O
9940	2,4,7,9-Tetramethyl-5-decyne-4,7-diol		C ₁₄ H ₂₆ O ₂	126-86-3	226.355		47	165 ⁴⁰			
9941	<i>N,N,N',N'</i> -Tetramethyl-4,4'-diaminobenzophenone	Michler's ketone	C ₁₇ H ₂₀ N ₂ O	90-94-8	268.353	lf (al), nd (bz)	179	360 dec			i H ₂ O, eth; sl EtOH; vs bz; s chl
9942	Tetramethyldiarsine	Cacodyl	C ₄ H ₁₂ As ₂	471-35-2	209.981	liq	-6	165	1.447 ¹⁵		vs eth, EtOH
9943	1,1,3,3-Tetramethyl-1,3-diphenyldisiloxane		C ₁₆ H ₂₂ OSi ₂	56-33-7	286.516	liq	-80	292	0.9763 ²⁰	1.5176 ²⁰	s ctc
9944	1,1,3,3-Tetramethyldisiloxane		C ₄ H ₁₄ OSi ₂	3277-26-7	134.324			71	0.756 ²⁰	1.3700 ²⁰	
9945	1,1,3,3-Tetramethyl-1,3-disiloxanediol		C ₄ H ₁₄ O ₃ Si ₂	1118-15-6	166.323		66		1.095 ²⁵		
9946	<i>N,N,N',N'</i> -Tetramethyl-1,2-ethanediamine	1,2-Dimethylaminoethane	C ₆ H ₁₆ N ₂	110-18-9	116.204	liq	-58.0(0.3)	121(1)	0.77 ²⁵	1.4179 ²⁰	
9947	Tetramethylgermane	Germanium tetramethyl	C ₄ H ₁₂ Ge	865-52-1	132.78			32 ⁵⁰⁰	1.006		
9948	1,1,3,3-Tetramethylguanidine		C ₆ H ₁₃ N ₃	80-70-6	115.177						s ctc
9949	2,2,6,6-Tetramethyl-3,5-heptanedione	Dipivaloylmethane	C ₁₁ H ₂₀ O ₂	1118-71-4	184.276			93 ³⁵	0.883 ²⁵	1.4589 ²⁰	sl ctc
9950	3,7,11,15-Tetramethylhexadecanoic acid	Phytanic acid	C ₂₀ H ₄₀ O ₂	14721-66-5	312.531		-65				
9951	3,7,11,15-Tetramethyl-1-hexadecen-3-ol	Isophytol	C ₂₀ H ₄₀ O	505-32-8	296.531	oil		108 ^{0.01}	0.8519 ²⁰	1.4571 ²⁰	vs bz, eth, EtOH
9952	2,2,3,3-Tetramethylhexane		C ₁₀ H ₂₂	13475-81-5	142.282	liq	-54.0(0.1)	160(2)	0.7609 ²⁵	1.4282 ²⁰	
9953	2,2,5,5-Tetramethylhexane		C ₁₀ H ₂₂	1071-81-4	142.282	liq	-12.6(0.1)	137(2)	0.7148 ²⁵	1.4055 ²⁰	
9954	3,3,4,4-Tetramethylhexane		C ₁₀ H ₂₂	5171-84-6	142.282			170(4)	0.7789 ²⁵	1.4368 ²⁰	
9955	<i>N,N,N',N'</i> -Tetramethyl-1,6-hexanediamine		C ₁₀ H ₂₄ N ₂	111-18-2	172.311			209.5	0.806 ²⁵	1.4359 ²⁰	
9956	Tetramethyl lead		C ₄ H ₁₂ Pb	75-74-1	267.3	liq	-30.2(0.2)	110	1.995 ²⁰		
9957	<i>N,N,N',N'</i> -Tetramethylmethanediamine		C ₅ H ₁₄ N ₂	51-80-9	102.178			83.5(0.5)	0.7491 ¹⁸		s H ₂ O
9958	Tetramethyloxirane		C ₆ H ₁₂ O	5076-20-0	100.158			90.4	0.8156 ¹⁶	1.3984 ¹⁶	s H ₂ O
9959	2,6,10,14-Tetramethylpentadecane	Pristane	C ₁₉ H ₄₀	1921-70-6	268.521			306(6)	0.7791 ²⁵	1.4370 ²⁵	vs bz, eth, chl, peth
9960	2,2,3,3-Tetramethylpentane		C ₉ H ₂₀	7154-79-2	128.255	liq	-9.75(0.05)	140.2(0.4)	0.7530 ²⁵	1.4236 ²⁰	
9961	2,2,3,4-Tetramethylpentane		C ₉ H ₂₀	1186-53-4	128.255	liq	-121.3(0.7)	133.0(0.8)	0.7389 ²⁰	1.4147 ²⁰	
9962	2,2,4,4-Tetramethylpentane	Di- <i>tert</i> -butylmethane	C ₉ H ₂₀	1070-87-7	128.255	liq	-66.53(0.05)	122.2(1)	0.7195 ²⁰	1.4069 ²⁰	i H ₂ O; vs EtOH, bz
9963	2,3,3,4-Tetramethylpentane		C ₉ H ₂₀	16747-38-9	128.255	liq	-102.1(0.1)	141.5(0.7)	0.7547 ²⁰	1.4222 ²⁰	
9964	2,2,4,4-Tetramethyl-3-pentanol		C ₉ H ₂₀ O	14609-79-1	144.254		49(3)	166(5)			
9965	2,3,4,5-Tetramethylphenol	Prehnitenol	C ₁₀ H ₁₄ O	488-70-0	150.217	nd (lig, aq al)	84(3)	262(8)			sl H ₂ O, lig; vs EtOH, eth
9966	2,3,4,6-Tetramethylphenol		C ₁₀ H ₁₄ O	3238-38-8	150.217	cry (peth)	80(2)	250(7)			s EtOH
9967	2,3,5,6-Tetramethylphenol		C ₁₀ H ₁₄ O	527-35-5	150.217	nd (lig), pr (al)	118(1)	248(6)			s chl, peth, HOAc
9968	2,2,6,6-Tetramethyl-4-piperidamine		C ₉ H ₂₀ N ₂	36768-62-4	156.268		17	188.5	0.912 ²⁵	1.4706 ²⁰	
9969	2,2,6,6-Tetramethylpiperidine	Norpempidine	C ₉ H ₁₈ N	768-66-1	141.254		28	153(8)	0.8367 ¹⁶	1.4455 ²⁰	vs eth
9970	2,2,6,6-Tetramethyl-4-piperidinone		C ₉ H ₁₇ NO	826-36-8	155.237	orth pl (eth-w) nd (eth)	35.5(0.5)	205			s H ₂ O, EtOH, eth; sl chl
9971	<i>N,N,N',N'</i> -Tetramethyl-1,3-propanediamine		C ₇ H ₁₈ N ₂	110-95-2	130.231			144	0.7837 ¹⁸		msc H ₂ O, EtOH, eth
9972	Tetramethylpyrazine		C ₆ H ₁₂ N ₂	1124-11-4	136.194	cry (w)	85.3(0.4)	193(16)			



9931
2,2,3,3-Tetramethylbutane



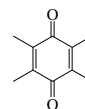
9932
N,N,N',N'-Tetramethyl-1,4-butanediamine



9933
4-(1,1,3,3-Tetramethylbutyl)phenol



9934
2,2,4,4-Tetramethyl-1,3-cyclobutanedione



9935
2,3,5,6-Tetramethyl-2,5-cyclohexadiene-1,4-dione



9936
1,2,3,4-Tetramethylcyclohexane



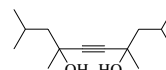
9937
1,1,3,3-Tetramethylcyclopentane



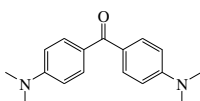
9938
1,1,2,2-Tetramethylcyclopropane



9939
2,4,6,8-Tetramethylcyclotetrasiloxane



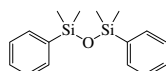
9940
2,4,7,9-Tetramethyl-5-decyne-4,7-diol



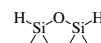
9941
N,N,N',N'-Tetramethyl-4,4'-diaminobenzophenone



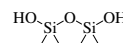
9942
Tetramethyldiarsine



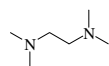
9943
1,1,3,3-Tetramethyl-1,3-diphenyldisiloxane



9944
1,1,3,3-Tetramethyldisiloxane



9945
1,1,3,3-Tetramethyl-1,3-disiloxanediol



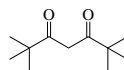
9946
N,N,N',N'-Tetramethyl-1,2-ethanediamine



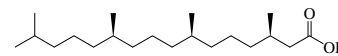
9947
Tetramethylgermane



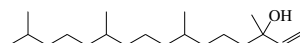
9948
1,1,3,3-Tetramethylguanidine



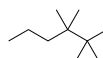
9949
2,2,6,6-Tetramethyl-3,5-heptanedione



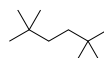
9950
3,7,11,15-Tetramethylhexadecanoic acid



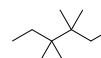
9951
3,7,11,15-Tetramethyl-1-hexadecen-3-ol



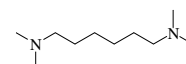
9952
2,2,3,3-Tetramethylhexane



9953
2,2,5,5-Tetramethylhexane



9954
3,3,4,4-Tetramethylhexane



9955
N,N,N',N'-Tetramethyl-1,6-hexanediamine



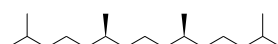
9956
Tetramethyllead



9957
N,N,N',N'-Tetramethylmethanediamine



9958
Tetramethylxirane



9959
2,6,10,14-Tetramethylpentadecane



9960
2,2,3,3-Tetramethylpentane



9961
2,2,3,4-Tetramethylpentane



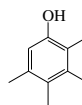
9962
2,2,4,4-Tetramethylpentane



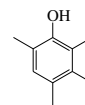
9963
2,3,3,4-Tetramethylpentane



9964
2,2,4,4-Tetramethyl-3-pentanol



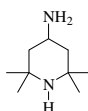
9965
2,3,4,5-Tetramethylphenol



9966
2,3,4,6-Tetramethylphenol



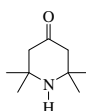
9967
2,3,5,6-Tetramethylphenol



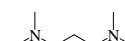
9968
2,2,6,6-Tetramethyl-4-piperidamine



9969
2,2,6,6-Tetramethylpiperidine



9970
2,2,6,6-Tetramethyl-4-piperidinone





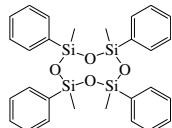
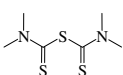


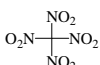

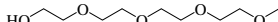
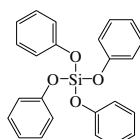
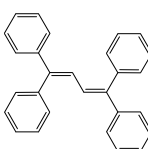
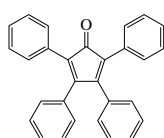

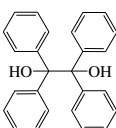
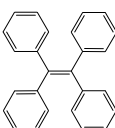
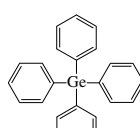
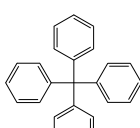
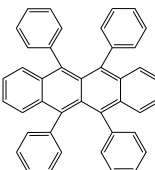
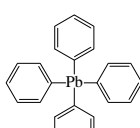
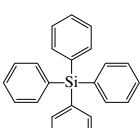
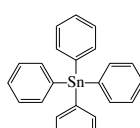
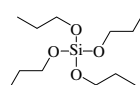
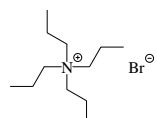
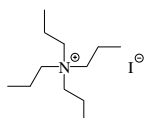
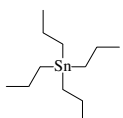
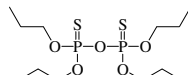
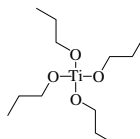
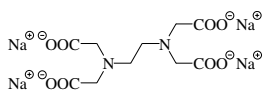
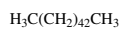
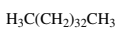

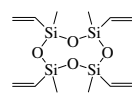



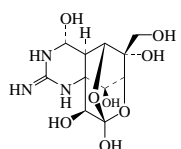
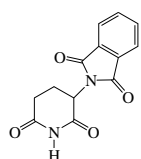

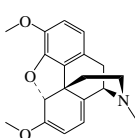


9971
N,N,N',N'-Tetramethyl-1,3-propanediamine

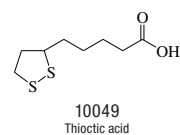
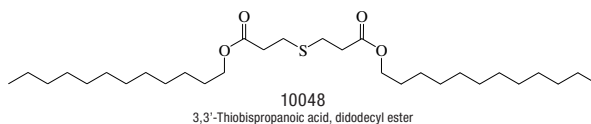
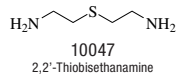
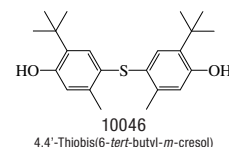
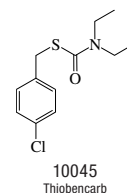
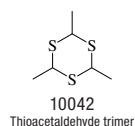
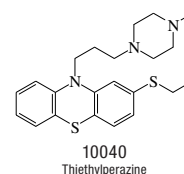
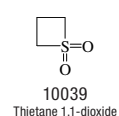
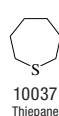
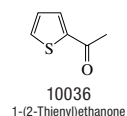
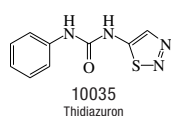
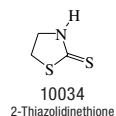
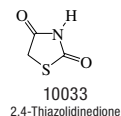
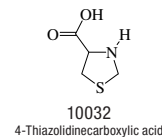
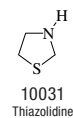
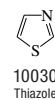
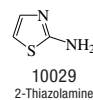
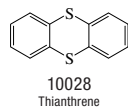
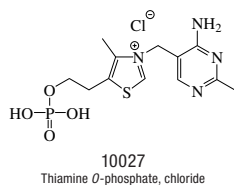
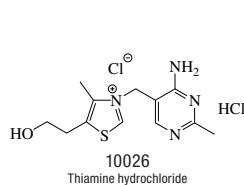
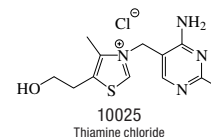
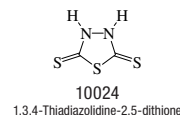
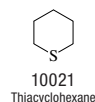
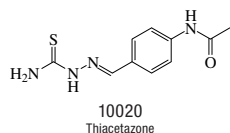
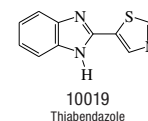
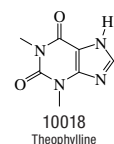
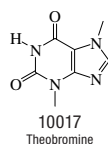
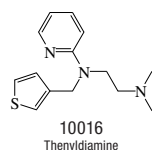
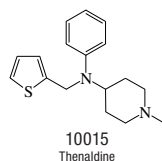
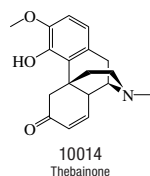


9972
Tetramethylpyrazine

No.	Name	Synonym	Mol. Form.	CAS RN	Mol. Wt.	Physical Form	mp/°C	bp/°C	den g cm ⁻³	n _D	Solubility
9973	Tetramethylsilane	TMS	C ₄ H ₁₂ Si	75-76-3	88.224	vol liq or gas	-99.063 (0.005)	26.7(0.5)	0.648 ¹⁹	1.3587 ²⁰	i H ₂ O; vs EtOH, eth; i sulf
9974	Tetramethyl silicate	Methyl silicate	C ₄ H ₁₂ O ₄ Si	681-84-5	152.222	liq	-1.0	120.1(0.7)	1.0232 ²⁰	1.3683 ²⁰	vs EtOH
9975	Tetramethylstannane		C ₄ H ₁₂ Sn	594-27-4	178.848	liq	-55.09(0.04)	76.8(1)	1.314 ²⁵	1.4386	i H ₂ O; s ctc, CS ₂
9976	Tetramethylsuccinonitrile	Tetramethylbutanedinitrile	C ₈ H ₁₂ N ₂	3333-52-6	136.194	mcl pl, lf, pr (dil al)	169.0(0.5)		1.070 ²⁵		s EtOH
9977	2,4,6,8-Tetramethyl-2,4,6,8-tetraphenylcyclotetrasiloxane		C ₂₈ H ₃₂ O ₄ Si ₄	77-63-4	544.894	cry (HOAc)	100.2(0.1)	237 ¹¹⁵	1.1183 ²⁰	1.5461 ²⁰	i H ₂ O; msc ace, hp
9978	Tetramethylthiocarbonic diamide		C ₆ H ₁₂ N ₂ S ₃	97-74-5	208.367		109.5		1.37 ²⁵		i H ₂ O; s EtOH, ace, bz, chl; sl eth
9979	Tetramethylthiourea		C ₅ H ₁₂ N ₂ S	2782-91-4	132.227		77.3(0.4)	245			s H ₂ O, EtOH, chl; sl eth
9980	Tetramethylurea		C ₅ H ₁₂ N ₂ O	632-22-4	116.161	liq	-2.67(0.02)	177.1(0.6)	0.9687 ²⁰	1.4496 ²³	sl EtOH, eth, ctc
9981	Tetranitromethane		CN ₄ O ₈	509-14-8	196.033	liq	13.9(0.2)	125.6(0.4)	1.6380 ²⁰	1.4384 ²⁰	i H ₂ O; s EtOH, eth
9982	2,4,8,10-Tetraoxaspiro[5.5]-undecane		C ₇ H ₁₂ O ₄	126-54-5	160.168		50.0(0.5)	147 ⁵³			vs H ₂ O, ace, eth, EtOH
9983	2,5,8,11-Tetraoxatridecan-13-ol		C ₉ H ₂₀ O ₅	23783-42-8	208.252			164 ¹¹	0.987 ²⁵	1.4453 ²⁰	
9984	Tetraphenoxysilane	Phenyl silicate	C ₂₄ H ₂₀ O ₄ Si	1174-72-7	400.500		49	417	1.1412 ⁶⁰		
9985	1,1,4,4-Tetraphenyl-1,3-butadiene		C ₂₈ H ₂₂	1450-63-1	358.475		203.5				s EtOH, bz, chl, HOAc
9986	2,3,4,5-Tetraphenyl-2,4-cyclopentadien-1-one		C ₂₉ H ₂₀ O	479-33-4	384.468	blk-viol lf (HOAc, xyl)	222.3				s EtOH, bz, xyl, HOAc
9987	1,1,2,2-Tetraphenylethane		C ₂₆ H ₂₂	632-50-8	334.453	cry (bz), orth nd (chl)	211(2)	360			sl EtOH; s bz, HOAc
9988	1,1,2,2-Tetraphenyl-1,2-ethanediol	Benzopinacol	C ₂₆ H ₂₂ O ₂	464-72-2	366.452	pr (bz), cry (ace)	182				i H ₂ O, peth; sl EtOH; s eth, ace, CS ₂
9989	1,1,2,2-Tetraphenylethene		C ₂₆ H ₂₀	632-51-9	332.437	mcl or orth (bz-eth or chl-al)	224.9(0.3)	420	1.155 ⁰		i H ₂ O; sl EtOH, chl, eth; vs bz
9990	Tetraphenylgermane	Germanium tetraphenyl	C ₂₄ H ₂₀ Ge	1048-05-1	381.06		233(1)				
9991	Tetraphenylmethane		C ₂₆ H ₂₀	630-76-2	320.427	orth nd (bz, sub)	281.4(0.4)	431			i H ₂ O, EtOH, eth, lig, HOAc; s bz, tol
9992	5,6,11,12-Tetraphenylnaphthacene	Rubrene	C ₄₂ H ₂₈	517-51-1	532.671	oran-red (bz-lig)	332.5				i H ₂ O; sl EtOH, eth, ace, py; s bz
9993	Tetraphenylplumbane		C ₂₄ H ₂₀ Pb	595-89-1	515.6		228.3	126 ¹³	1.5298 ²⁰		s chl
9994	Tetraphenylsilane		C ₂₄ H ₂₀ Si	1048-08-4	336.502		237.6(0.6)	228 ³	1.078 ²⁰		s ctc, CS ₂
9995	Tetraphenylstannane		C ₂₄ H ₂₀ Sn	595-90-4	427.126		227(2)	420			sl chl
9996	Tetrapropoxysilane	Propyl silicate	C ₁₂ H ₂₆ O ₄ Si	682-01-9	264.434			226	0.9158 ²⁰	1.4012 ²⁰	s ctc, CS ₂
9997	Tetrapropylammonium bromide	<i>N,N,N</i> -Tripropyl-1-propanaminium bromide	C ₁₂ H ₂₈ BrN	1941-30-6	266.261		252				vs H ₂ O, chl
9998	Tetrapropylammonium iodide		C ₁₂ H ₂₈ IN	631-40-3	313.261	orth bipym	280 dec		1.3138 ²⁵		vs H ₂ O, chl; s EtOH, HOAc; sl eth
9999	Tetrapropylstannane		C ₁₂ H ₂₈ Sn	2176-98-9	291.060	liq	-109.1	228	1.1065 ²⁰	1.4745 ²⁰	
10000	Tetrapropyl thiodiphosphate	Aspon	C ₁₂ H ₂₈ O ₅ P ₂ S ₂	3244-90-4	378.425	amber liq		104 ^{9,1}	1.12 ²⁵	1.4710 ²¹	sl H ₂ O, peth
10001	Tetrapropyl titanate	1-Propanol, titanium(4+) salt	C ₁₂ H ₂₈ O ₄ Ti	3087-37-4	284.215			206 ¹⁰⁰			
10002	Tetrasodium EDTA	Edetate sodium	C ₁₀ H ₁₂ N ₂ Na ₄ O ₈	64-02-8	380.169	amorp pow	300 (dihydrate)				sl EtOH
10003	Tetratetracontane		C ₄₄ H ₉₀	7098-22-8	619.186		86.0(0.6)				
10004	Tetratriacontane		C ₃₄ H ₇₀	14167-59-0	478.920	pl (eth)	72.8(0.3)	285.4 ³	0.7728 ⁹⁰	1.4296 ⁹⁰	
10005	Tetravinylsilane		C ₈ H ₁₂ Si	1112-55-6	136.267			130.2	0.7999 ²⁰	1.4625 ²⁰	
10006	2,4,6,8-Tetravinyl-2,4,6,8-tetramethylcyclotetrasiloxane		C ₁₂ H ₂₄ O ₄ Si ₄	2554-06-5	344.659	liq	-43.5	224	0.9875 ²⁰		s ctc, CS ₂
10007	1,2,4,5-Tetrazine	<i>sym</i> -Tetrazine	C ₂ H ₂ N ₄	290-96-0	82.064	dk red pr	99	118(17)			s H ₂ O, EtOH, eth, sulf
10008	1 <i>H</i> -Tetrazol-5-amine		CH ₃ N ₅	4418-61-5	85.069		198.8(0.9)				
10009	1 <i>H</i> -Tetrazole		CH ₂ N ₄	288-94-8	70.054	pl (al)	156.9(0.8)	sub	1.4060 ²⁰		sl H ₂ O
10010	Tetrodotoxin		C ₁₁ H ₁₇ N ₅ O ₈	4368-28-9	319.268	cry	225 dec				sl H ₂ O, eth, EtOH; s dil HOAc
10011	Thalidomide	2-(2,6-Dioxo-3-piperidiny)-1 <i>H</i> -isoindole-1,3(2 <i>H</i>)-dione	C ₁₃ H ₁₀ N ₂ O ₄	50-35-1	258.229	nd	270				vs py, diox
10012	Thallium(I) ethanolate	Thallous ethoxide	C ₂ H ₅ OTl	20398-06-5	249.443	cloudy liq	-3	130 dec	3.49		dec H ₂ O
10013	Thebaine		C ₁₉ H ₂₁ NO ₃	115-37-7	311.375	pl (eth), pr (dil al)	193	91 sub	1.305 ²⁰		i H ₂ O; vs EtOH, chl; sl eth; s bz

 9973 Tetramethylsilane	 9974 Tetramethyl silicate	 9975 Tetramethylstannane	 9976 Tetramethylsuccinonitrile	 9977 2,4,6,8-Tetramethyl-2,4,6,8-tetraphenylcyclotetrasiloxane	 9978 Tetramethylthiocarbonic diamide
 9979 Tetramethylthiourea	 9980 Tetramethylurea	 9981 Tetranitromethane	 9982 2,4,8,10-Tetraoxaspiro[5.5]undecane	 9983 2,5,8,11-Tetraoxatridecan-13-ol	 9984 Tetraphenoxysilane
 9985 1,1,4,4-Tetraphenyl-1,3-butadiene	 9986 2,3,4,5-Tetraphenyl-2,4-cyclopentadien-1-one	 9987 1,1,2,2-Tetraphenylethane	 9988 1,1,2,2-Tetraphenyl-1,2-ethanediol	 9989 1,1,2,2-Tetraphenylethene	
 9990 Tetraphenylgermane	 9991 Tetraphenylmethane	 9992 5,6,11,12-Tetraphenylanthracene	 9993 Tetraphenylplumbane	 9994 Tetraphenylsilane	 9995 Tetraphenylstannane
 9996 Tetrapropoxysilane	 9997 Tetrapropylammonium bromide	 9998 Tetrapropylammonium iodide	 9999 Tetrapropylstannane	 10000 Tetrapropyl thiodiphosphate	 10001 Tetrapropyl titanate
 10002 Tetrasodium EDTA	 10003 Tetratetracontane	 10004 Tetratriacontane	 10005 Tetravinylsilane	 10006 2,4,6,8-Tetravinyl-2,4,6,8-tetramethylcyclotetrasiloxane	 10007 1,2,4,5-Tetrazine
 10008 1H-Tetrazol-5-amine	 10009 1H-Tetrazole	 10010 Tetradotoxin	 10011 Thalidomide	 10012 Thallium(I) ethanolate	 10013 Thebaine

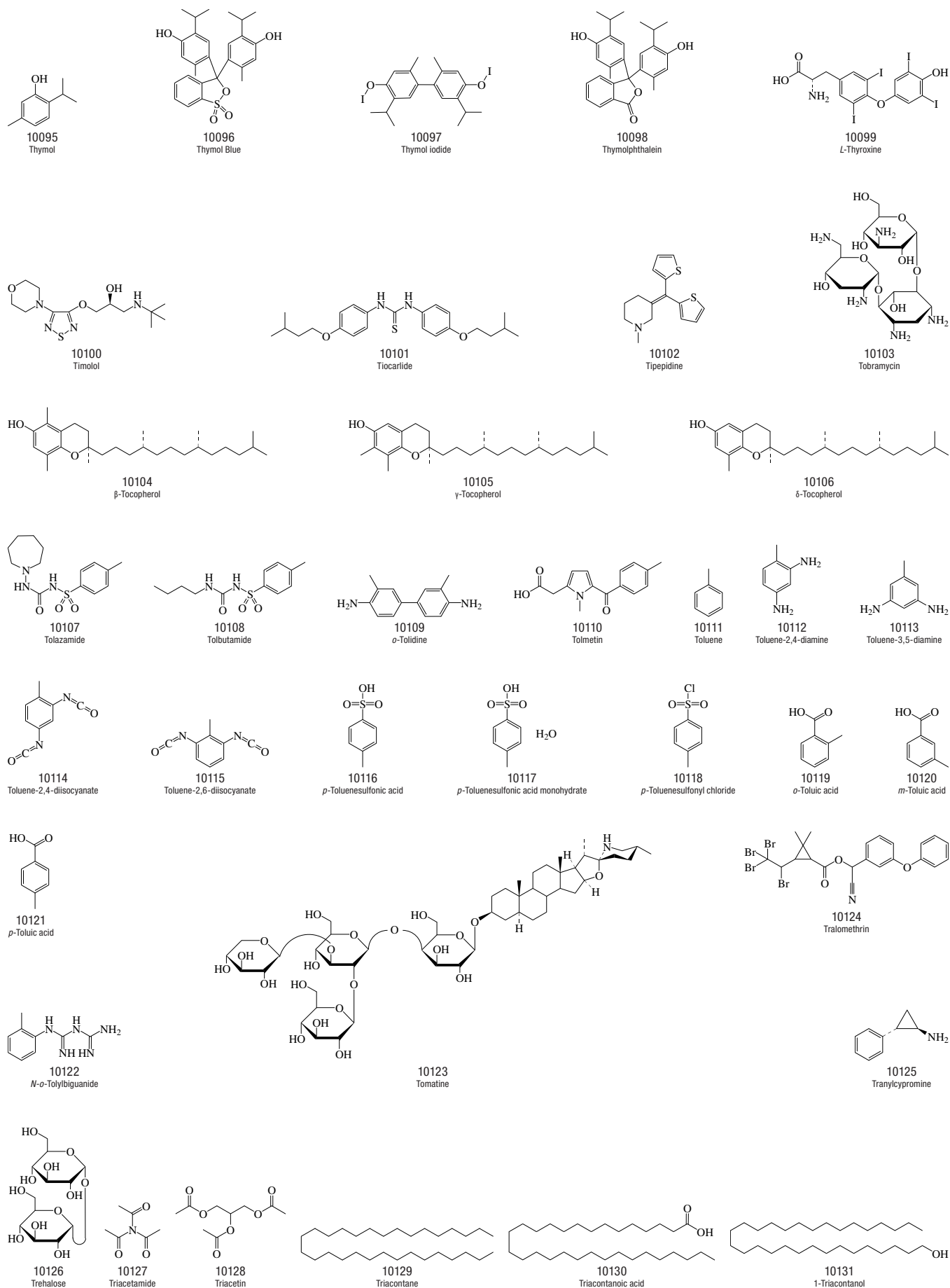
No.	Name	Synonym	Mol. Form.	CAS RN	Mol. Wt.	Physical Form	mp/°C	bp/°C	den g cm ⁻³	n _D	Solubility
10014	Thebainone		C ₁₈ H ₂₁ NO ₃	467-98-1	299.365	nd or pr (al)	151.5				sl H ₂ O, EtOH, eth; s ace, bz, AcOEt
10015	Thenaldine	1-Methyl- <i>N</i> -phenyl- <i>N</i> -(2-thienylmethyl)-4-piperidin-amine	C ₁₇ H ₂₂ N ₂ S	86-12-4	286.435		96	159 ^{0.02}			
10016	Thenyldiamine		C ₁₄ H ₁₉ N ₃ S	91-79-2	261.386			170 ¹		1.5915 ²⁰	
10017	Theobromine		C ₇ H ₈ N ₄ O ₂	83-67-0	180.165	orth or mcl nd (w)	357	290 sub			sl H ₂ O, EtOH; i eth, bz, ctc, lig, chl
10018	Theophylline	3,7-Dihydro-1,3-dimethyl-1 <i>H</i> -purine-2,6-dione	C ₇ H ₈ N ₄ O ₂	58-55-9	180.165	nd or pl (w+1)	274.7(0.5)				s H ₂ O; sl EtOH, eth, chl
10019	Thiabendazole	1 <i>H</i> -Benzimidazole, 2-(4-thiazolyl)-	C ₁₀ H ₇ N ₃ S	148-79-8	201.248			305 sub			
10020	Thiacetazone		C ₁₀ H ₁₂ N ₄ OS	104-06-3	236.293		225 dec				i H ₂ O, os, CS ₂
10021	Thiacyclohexane		C ₆ H ₁₀ S	1613-51-0	102.198		19.09(0.06)	141.73(0.04)	0.9861 ²⁰	1.5067 ²⁰	i H ₂ O; s EtOH, eth, ace, bz
10022	1,2,5-Thiadiazole	Piazthiole	C ₂ H ₂ N ₂ S	288-39-1	86.115	liq	-50.1	94	1.268 ²⁵	1.5150 ²⁵	
10023	1,3,4-Thiadiazole		C ₂ H ₂ N ₂ S	289-06-5	86.115	cry (sub)	42.5	204			
10024	1,3,4-Thiadiazolidine-2,5-dithione		C ₂ H ₂ N ₂ S ₃	1072-71-5	150.245	ye cry (MeOH)	168				s H ₂ O
10025	Thiamine chloride		C ₁₂ H ₁₇ ClN ₄ OS	59-43-8	300.807	cry	164				s H ₂ O
10026	Thiamine hydrochloride		C ₁₂ H ₁₈ Cl ₂ N ₄ OS	67-03-8	337.268	mcl pl	248 dec				vs H ₂ O; sl EtOH; i eth, bz, chl
10027	Thiamine <i>O</i> -phosphate, chloride		C ₁₂ H ₁₈ ClN ₄ O ₄ PS	532-40-1	380.787		200				
10028	Thianthrene		C ₁₂ H ₆ S ₂	92-85-3	216.322	mcl pr or pl (al)	156.43(0.05)	366.3(0.7)	1.4420 ²⁰		i H ₂ O; sl EtOH; s eth, bz, CS ₂
10029	2-Thiazolamine	2-Aminothiazole	C ₃ H ₄ N ₂ S	96-50-4	100.142	ye pl (al)	93	140 ¹¹			sl H ₂ O, EtOH, eth, chl; vs dil HCl
10030	Thiazole		C ₃ H ₃ NS	288-47-1	85.128		-33.61(0.04)	118.2(0.1)	1.1998 ¹⁷	1.5969 ²⁰	sl H ₂ O; s EtOH, eth, ace
10031	Thiazolidine		C ₃ H ₇ NS	504-78-9	89.160			164.5	1.131 ²⁵	1.551 ²⁰	msc H ₂ O; s EtOH, ctc; vs eth, ace
10032	4-Thiazolidinecarboxylic acid	Timonacic	C ₄ H ₇ NO ₂ S	444-27-9	133.170	cry (w)	196.5				vs H ₂ O
10033	2,4-Thiazolidinedione		C ₃ H ₃ NO ₂ S	2295-31-0	117.127	pl (w), pr (al)	128	179 ¹⁹			vs eth
10034	2-Thiazolidinethione		C ₃ H ₅ NS ₂	96-53-7	119.209	nd (w, MeOH)	107.3				s H ₂ O, bz, chl; sl EtOH; i eth, CS ₂
10035	Thidiazuron		C ₉ H ₈ N ₄ OS	51707-55-2	220.251		211 dec				
10036	1-(2-Thienyl)ethanone		C ₈ H ₆ OS	88-15-3	126.176		10.4(0.2)	215(16)	1.1679 ²⁰	1.5667 ²⁰	sl H ₂ O; msc EtOH, eth; s ctc
10037	Thiepane	Hexamethylene sulfide	C ₆ H ₁₂ S	4753-80-4	116.224	liq	0.5	155(17)	0.991 ²⁰	1.5044 ¹⁸	i H ₂ O; s eth, ace, chl
10038	Thietane	Trimethylene sulfide	C ₃ H ₆ S	287-27-4	74.145	liq	-73.19(0.05)	95.0(0.4)	1.0200 ²⁰	1.5102 ²⁰	i H ₂ O; vs EtOH, bz; s ace
10039	Thietane 1,1-dioxide	Trimethylene sulfone	C ₃ H ₆ O ₂ S	5687-92-3	106.144		75.5	91.2 ¹⁴		1.5156 ²⁰	s H ₂ O, EtOH; sl eth, peth
10040	Thiethylperazine		C ₂₂ H ₂₉ N ₃ S ₂	1420-55-9	399.615	cry	63	227 ^{0.01}			sl ace
10041	Thiirane	Ethylene sulfide	C ₂ H ₄ S	420-12-2	60.118		-109	54.9(0.5)	1.0130 ²⁰	1.4935 ²⁰	sl EtOH, eth; s ace, chl
10042	Thioacetaldehyde trimer	2,4,6-Trimethyl-1,3,5-trithiane	C ₆ H ₁₂ S ₃	2765-04-0	180.354	α-mcl pl; β-nd (ace)	101	246.5			i H ₂ O; s EtOH, eth, ace; vs bz, chl
10043	Thioacetamide	Ethanethioamide	C ₂ H ₅ NS	62-55-5	75.133		113.3(0.5)				vs H ₂ O, EtOH; sl eth, bz; s DMSO
10044	Thioacetic acid		C ₂ H ₄ OS	507-09-5	76.117	ye fuming liq	<-17	93	1.064 ²⁰	1.4648 ²⁰	s H ₂ O, chl; vs EtOH, ace; msc eth
10045	Thiobencarb		C ₁₂ H ₁₆ ClNOS	28249-77-6	257.779		1.7	127 ^{0.008}	1.16 ²⁰		
10046	4,4'-Thiobis(6- <i>tert</i> -butyl- <i>m</i> -cresol)	Bis(5- <i>tert</i> -butyl-4-hydroxy-2-methylphenyl) sulfide	C ₂₂ H ₃₀ O ₂ S	96-69-5	358.537	cry	163				
10047	2,2'-Thiobisethanamine	Bis(2-aminoethyl) sulfide	C ₄ H ₁₂ N ₂ S	871-76-1	120.216	ye cry		232			
10048	3,3'-Thiobispropanoic acid, didodecyl ester	Didodecyl thiobispropanoate	C ₃₀ H ₅₈ O ₄ S	123-28-4	514.845		39				
10049	Thioctic acid	1,2-Dithiolane-3-pentanoic acid	C ₈ H ₁₄ O ₂ S ₂	62-46-4	206.326	ye nd	61	162			i H ₂ O
10050	Thiocyanic acid		CHNS	463-56-9	59.091		dec 0				vs H ₂ O; s os



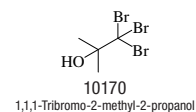
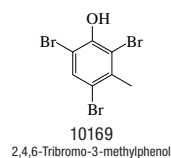
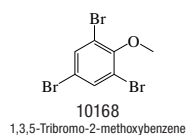
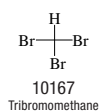
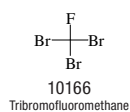
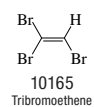
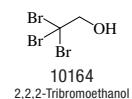
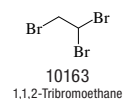
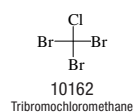
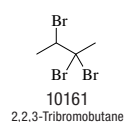
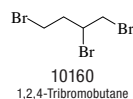
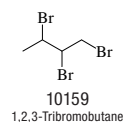
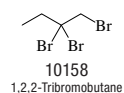
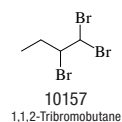
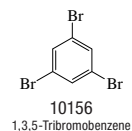
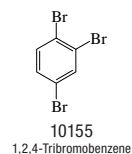
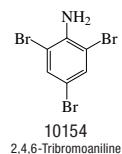
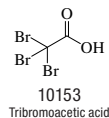
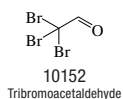
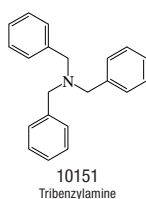
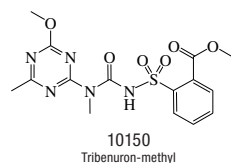
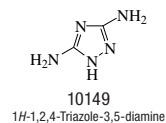
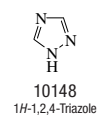
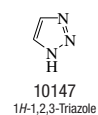
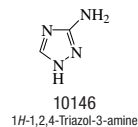
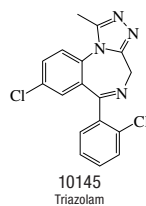
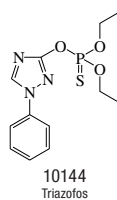
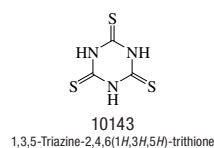
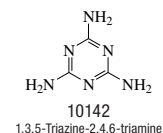
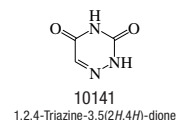
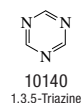
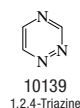
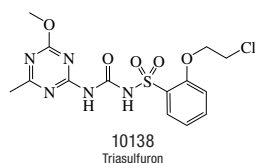
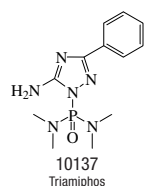
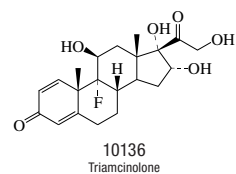
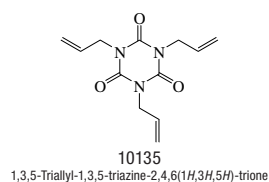
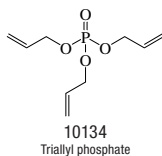
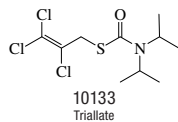
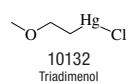
No.	Name	Synonym	Mol. Form.	CAS RN	Mol. Wt.	Physical Form	mp/°C	bp/°C	den g cm ⁻³	n _D	Solubility
10051	Thiodicarb		C ₁₀ H ₁₈ N ₄ O ₄ S ₃	59669-26-0	354.470		173		1.4 ²⁰		
10052	Thiodiglycolic acid	Thiodiacetic acid	C ₄ H ₆ O ₄ S	123-93-3	150.154	cry (w)	129				sl H ₂ O; vs EtOH; s bz
10053	3,3'-Thiodipropionic acid		C ₆ H ₁₀ O ₄ S	111-17-1	178.206	cry wh pow	129				vs H ₂ O, EtOH
10054	Thiofanox		C ₉ H ₁₈ N ₂ O ₂ S	39196-18-4	218.316		58.0(0.5)				
10055	Thioformaldehyde	Methanethial	CH ₂ S	865-36-1	46.092	unstab gas					
10056	Thioglycolic acid		C ₂ H ₄ O ₂ S	68-11-1	92.117		-16(2)	120 ²⁰	1.3253 ²⁰	1.5080 ²⁰	msc H ₂ O, EtOH, eth; sl chl
10057	Thioimidodicarbonic diamide	2,4-Dithiobiuret	C ₂ H ₆ N ₄ S ₂	541-53-7	135.211	mcl cry	181 dec				vs ace
10058	Thiolactic acid		C ₃ H ₆ O ₂ S	71563-86-5	106.144		18.7(0.2)	106 ¹⁵	1.1938 ²⁰	1.4810 ²⁰	s H ₂ O, EtOH, eth; sl chl
10059	Thiometon		C ₆ H ₁₅ O ₂ PS ₃	640-15-3	246.351	oil		110 ^{0.1}	1.209 ²⁰		sl H ₂ O; s os
10060	Thiomorpholine	Thiamorpholine	C ₄ H ₈ NS	123-90-0	103.186			175	1.0882 ²⁰	1.5386 ²⁰	vs H ₂ O, ace, eth, EtOH
10061	Thionazin	Phosphorothioic acid, O,O-diethyl O-pyrazinyl ester	C ₈ H ₁₃ N ₂ O ₃ PS	297-97-2	248.239	liq	-0.9	80			
10062	Thiophanate-methyl		C ₁₂ H ₁₄ N ₄ O ₄ S ₂	23564-05-8	342.394		172 dec				
10063	Thiophene	Thiofuran	C ₄ H ₄ S	110-02-1	84.140	liq	-38.12(0.05)	84.1(0.1)	1.0649 ²⁰	1.5289 ²⁰	msc EtOH, eth, ace, bz, ctc, diox, py; sl chl
10064	2-Thiopheneacetic acid		C ₆ H ₆ O ₂ S	1918-77-0	142.176	cry (w)	64.2(0.5)				vs H ₂ O, eth, EtOH
10065	2-Thiopheneacetonitrile		C ₆ H ₆ NS	20893-30-5	123.176			120 ²³	1.155 ²⁵	1.5425 ²⁰	
10066	2-Thiophenecarbonitrile	2-Cyanothiophene	C ₅ H ₃ NS	1003-31-2	109.150			193(23)	1.172 ²⁵	1.5629 ²⁰	s chl
10067	3-Thiophenecarbonitrile	3-Cyanothiophene	C ₅ H ₃ NS	1641-09-4	109.150	oil		204			
10068	2-Thiophenecarbonyl chloride		C ₅ H ₃ ClOS	5271-67-0	146.595			280			
10069	2-Thiophenecarboxaldehyde		C ₅ H ₄ OS	98-03-3	112.150	pa ye liq		199(15)	1.2127 ²¹	1.5920 ²⁰	i H ₂ O; vs EtOH; s eth; sl chl
10070	3-Thiophenecarboxaldehyde	3-Formylthiophene	C ₅ H ₄ OS	498-62-4	112.150			86.7 ²⁰		1.5855 ²⁰	i H ₂ O; vs EtOH, eth
10071	2-Thiophenecarboxylic acid	2-Carboxythiophene	C ₅ H ₄ O ₂ S	527-72-0	128.150	nd (w)	127.8(0.5)	262(19)			vs H ₂ O, EtOH, eth; s chl; sl peth
10072	3-Thiophenecarboxylic acid	3-Thenoic acid	C ₅ H ₄ O ₂ S	88-13-1	128.150		139.8(0.5)				s H ₂ O
10073	2,5-Thiophenedicarboxylic acid	2,5-Dicarboxythiophene	C ₆ H ₄ O ₄ S	4282-31-9	172.159		359	409(10)			sl H ₂ O; s EtOH, eth
10074	2-Thiophenemethanol		C ₅ H ₆ OS	636-72-6	114.166			207	1.2053 ¹⁶	1.5280 ²⁰	s EtOH, ace
10075	2-Thiophenesulfonyl chloride		C ₄ H ₃ ClO ₂ S ₂	16629-19-9	182.649		28	100 ⁶			s eth
10076	Thiopropazate		C ₂₃ H ₂₆ ClN ₄ O ₄ S	84-06-0	446.005			216 ^{0.1}			
10077	4 <i>H</i> -Thiopyran-4-thione		C ₅ H ₆ S ₂	1120-94-1	128.216		47				
10078	Thioquinox		C ₉ H ₄ N ₂ S ₃	93-75-4	236.336	br-ye pow	180				i H ₂ O; sl ace, EtOH, peth
10079	Thioridazine		C ₂₁ H ₂₆ N ₄ S ₂	50-52-2	370.58	cry	73	230 ^{0.02}			sl ace
10080	<i>cis</i> -Thiothixene		C ₂₃ H ₂₆ N ₂ O ₂ S ₂	3313-26-6	443.625	cry	148				
10081	Thiourea	Thiocarbamide	CH ₄ N ₂ S	62-56-6	76.121	orth (al)	176(3)		1.405 ²⁵		s H ₂ O, EtOH; i eth
10082	9 <i>H</i> -Thioxanthene	Dibenzothiaipyran	C ₁₃ H ₁₀ S	261-31-4	198.283	nd (al-chl)	128.5	341			s chl
10083	9 <i>H</i> -Thioxanthene-9-one	Thioxanthone	C ₁₃ H ₈ OS	492-22-8	212.267	ye nd (chl)	214.7(0.2)	373			i H ₂ O, peth; sl EtOH; s bz, chl, CS ₂
10084	2-Thioxo-4-imidazolidinone	2-Thiohydantoin	C ₃ H ₄ N ₂ OS	503-87-7	116.141	wh nd (w)	230 dec				vs H ₂ O, EtOH; s eth, alk
10085	2-Thioxo-4-thiazolidinone	Rhodanine	C ₃ H ₃ NOS ₂	141-84-4	133.192	lt ye pr (al, w)	170		0.868 ²⁵		sl H ₂ O, DMSO; vs EtOH, eth
10086	Thiram		C ₆ H ₁₂ N ₂ S ₄	137-26-8	240.432	wh or ye mcl (chl-al)	155.6	129 ²⁰			vs chl
10087	<i>L</i> -Threonine	2-Amino-3-hydroxybutanoic acid, [<i>R</i> -(<i>R</i> [*] , <i>S</i> [*])]	C ₄ H ₉ NO ₃	72-19-5	119.119		256 dec				s H ₂ O; i EtOH, eth, chl
10088	<i>D</i> -Threose		C ₄ H ₈ O ₄	95-43-2	120.105	hyg-syr or nd (w)	129				
10089	<i>L</i> -Threose		C ₄ H ₈ O ₄	95-44-3	120.105						vs H ₂ O
10090	Thujic acid	5,5-Dimethyl-1,3,6-cycloheptatriene-1-carboxylic acid	C ₁₀ H ₁₂ O ₂	499-89-8	164.201	cry (peth)	88.5				
10091	α-Thujone	4-Methyl-1-(1-methylethyl)-bicyclo[3.1.0]hexan-3-one, (l)	C ₁₀ H ₁₆ O	546-80-5	152.233			221(16)	0.9109 ²⁵	1.4490 ¹⁵	i H ₂ O; s EtOH
10092	3-Thujopsene	Widdrene	C ₁₅ H ₂₄	470-40-6	204.352	liq		122 ¹²	0.932 ²⁴	1.5031 ²⁵	
10093	Thymidine	Thymine 2-desoxyriboside	C ₁₀ H ₁₄ N ₂ O ₅	50-89-5	242.228	nd (AcOEt)	187(2)				s H ₂ O, EtOH, ace, py, HOAc; sl chl
10094	Thymine		C ₅ H ₆ N ₂ O ₂	65-71-4	126.114		325(4)				sl H ₂ O, EtOH, eth, DMSO

10051 Thiodicarb	10052 Thiodiglycolic acid	10053 3,3'-Thiodipropionic acid	10054 Thiofanox	10055 Thioformaldehyde	10056 Thioglycolic acid	10057 Thioimidodicarbonic diamide
10058 Thioacetic acid	10059 Thiometon	10060 Thiomorpholine	10061 Thionazin	10062 Thiophanate-methyl	10063 Thiophene	10064 2-Thiopheneacetic acid
10066 2-Thiophenecarbonitrile	10067 3-Thiophenecarbonitrile	10068 2-Thiophenecarbonyl chloride	10069 2-Thiophenecarboxaldehyde	10070 3-Thiophenecarboxaldehyde	10071 2-Thiophenecarboxylic acid	10072 3-Thiophenecarboxylic acid
10073 2,5-Thiophenedicarboxylic acid	10074 2-Thiophenemethanol	10075 2-Thiophenesulfonyl chloride	10076 Thiopropazate	10077 4H-Thiopyran-4-thione	10078 Thioquinox	
10079 Thioridazine	10080 <i>cis</i> -Thiothixene	10081 Thiourea	10082 9H-Thioxanthene	10083 9H-Thioxanthen-9-one	10084 2-Thioxo-4-imidazolidinone	10085 2-Thioxo-4-thiazolidinone
10086 Thiram	10087 <i>L</i> -Threonine	10088 <i>D</i> -Threose	10089 <i>L</i> -Threose	10090 Thujic acid	10091 α -Thujone	10092 3-Thujopsene
					10093 Thymidine	10094 Thymine


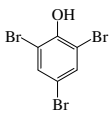


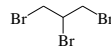
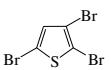

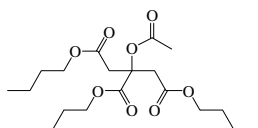
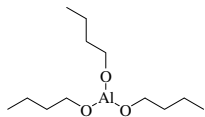
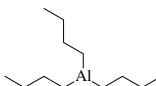
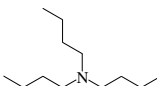
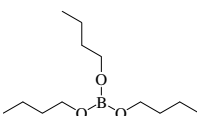
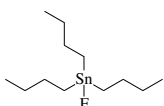
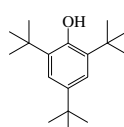
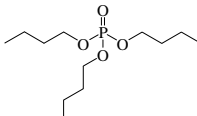
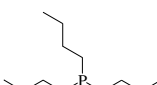
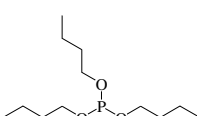
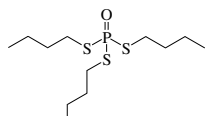
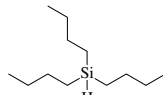
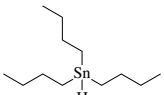
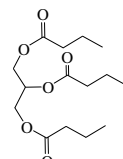
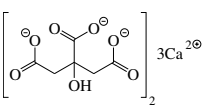
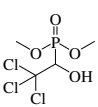

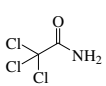

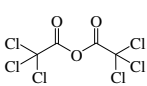


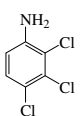
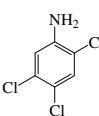
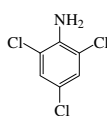
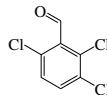

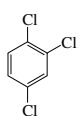
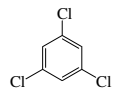
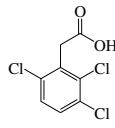
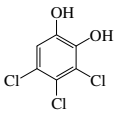
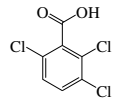
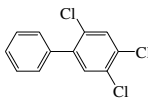
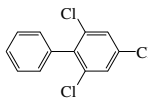
No.	Name	Synonym	Mol. Form.	CAS RN	Mol. Wt.	Physical Form	mp/°C	bp/°C	den g cm ⁻³	n _D	Solubility
10095	Thymol	2-Isopropyl-5-methylphenol	C ₁₀ H ₁₄ O	89-83-8	150.217		49.6(0.3)	233(3)	0.970 ²⁵	1.5227 ²⁰	i H ₂ O; vs EtOH, eth, chl, AcOEt
10096	Thymol Blue		C ₂₇ H ₃₀ O ₅ S	76-61-9	466.589	grn-red (al, eth)	222 dec				sl H ₂ O, ace, bz; s EtOH, HOAc, PhNH ₂
10097	Thymol iodide		C ₂₀ H ₂₄ I ₂ O ₂	552-22-7	550.213	amorp					i H ₂ O; s eth; vs EtOH
10098	Thymolphthalein		C ₂₈ H ₃₀ O ₄	125-20-2	430.536	pr or nd (al)	253				i H ₂ O; s EtOH, eth, ace; sl DMSO
10099	L-Thyroxine		C ₁₅ H ₁₁ I ₄ NO ₄	51-48-9	776.871	nd	235				sl H ₂ O; i EtOH, bz
10100	Timolol		C ₁₃ H ₂₄ N ₂ O ₃ S	26839-75-8	316.420	oil					
10101	Tiocardide		C ₂₂ H ₂₆ N ₂ O ₂ S	910-86-1	400.577		146				
10102	Tipecidine	3-(Di-2-thienylmethylene)-1-methylpiperidine	C ₁₅ H ₁₇ NS ₂	5169-78-8	275.433	ye cry	65	181 ^{4,5}			
10103	Tobramycin		C ₁₈ H ₃₇ N ₅ O ₉	32986-56-4	467.516	cry					s H ₂ O
10104	β-Tocopherol	5,8-Dimethyltolcol	C ₂₈ H ₄₈ O ₂	148-03-8	416.680	pa ye visc oil		205 ^{0,1}			vs ace, eth, EtOH, chl
10105	γ-Tocopherol	7,8-Dimethyltolcol	C ₂₈ H ₄₈ O ₂	7616-22-0	416.680	pa ye visc oil	-1.5	205 ^{0,1}			i H ₂ O; msc EtOH, eth, ace, chl
10106	δ-Tocopherol	8-Methyltolcol	C ₂₇ H ₄₆ O ₂	119-13-1	402.653	pa ye visc oil		150 ^{0,001}			i H ₂ O; vs EtOH, eth, ace, chl
10107	Tolazamide		C ₁₄ H ₂₁ N ₃ O ₃ S	1156-19-0	311.400	cry	172				
10108	Tolbutamide	N-[(Butylamino)carbonyl]-4-methylbenzenesulfonamide	C ₁₂ H ₁₈ N ₂ O ₃ S	64-77-7	270.347	orth cry	127(1)		1.245 ²⁵		sl H ₂ O; s EtOH, eth, chl
10109	o-Tolidine	3,3'-Dimethylbenzidine	C ₁₄ H ₁₆ N ₂	119-93-7	212.290	wh-red lf (EtOH aq)	131				sl H ₂ O, chl; vs EtOH, eth
10110	Tolmetin		C ₁₂ H ₁₅ NO ₃	26171-23-3	257.285	cry (MeCN)	156 dec				
10111	Toluene	Methylbenzene	C ₇ H ₈	108-88-3	92.139	liq	-95.0(0.2)	110.60(0.07)	0.8623 ²⁵	1.4941 ²⁵	i H ₂ O; msc EtOH, eth; s ace, CS ₂
10112	Toluene-2,4-diamine	4-Methyl-1,3-benzenediamine	C ₇ H ₁₀ N ₂	95-80-7	122.167	nd (w), cry (al)	99	292			vs H ₂ O, EtOH, eth, bz; s chl
10113	Toluene-3,5-diamine	5-Methyl-1,3-benzenediamine	C ₇ H ₁₀ N ₂	108-71-4	122.167	oil		284			
10114	Toluene-2,4-diisocyanate		C ₉ H ₆ N ₂ O ₂	584-84-9	174.156		20.5	251	1.2244 ²⁰		vs ace, bz, eth
10115	Toluene-2,6-diisocyanate		C ₉ H ₆ N ₂ O ₂	91-08-7	174.156		18.3				dec H ₂ O; s ace, bz
10116	p-Toluenesulfonic acid		C ₇ H ₈ O ₃ S	104-15-4	172.202	hyg pl (w+1) mcl lf or pl	104.5	140 ²⁰			vs H ₂ O; s EtOH, eth
10117	p-Toluenesulfonic acid monohydrate	4-Methylbenzenesulfonic acid, monohydrate	C ₇ H ₁₀ O ₄ S	6192-52-5	190.217		105.3				s H ₂ O
10118	p-Toluenesulfonyl chloride		C ₇ H ₇ ClO ₂ S	98-59-9	190.648	tcl (eth, peth)	71	145 ¹⁵			i H ₂ O; s EtOH, eth, chl; vs bz
10119	o-Toluic acid		C ₈ H ₆ O ₂	118-90-1	136.149	pr or nd (w)	103.4(0.2)	259.5(0.6)	1.062 ¹¹⁵	1.512 ¹¹⁵	i H ₂ O; vs EtOH, eth; s chl
10120	m-Toluic acid		C ₈ H ₆ O ₂	99-04-7	136.149		109.3(0.7)		1.054 ¹¹²	1.509	sl H ₂ O, chl; vs EtOH, eth
10121	p-Toluic acid		C ₈ H ₆ O ₂	99-94-5	136.149		180(1)				i H ₂ O; vs EtOH, eth, MeOH; sl tfa
10122	N-o-Tolylbiguanide	N-(2-Methylphenyl)-imidodicarbonimidic diamide	C ₉ H ₁₃ N ₅	93-69-6	191.233	nd or pl (w+1)	145.0				sl H ₂ O; vs EtOH, ace; i bz, chl, eth
10123	Tomatine		C ₅₀ H ₈₃ NO ₂₁	17406-45-0	1034.188	nd (MeOH)	270				vs EtOH, diox
10124	Tralomethrin		C ₂₂ H ₁₅ Br ₄ NO ₃	66841-25-6	665.007	oran-ye solid					
10125	Tranlycypromine	2-Phenylcyclopropylamine	C ₉ H ₁₁ N	155-09-9	133.190	cry	44	127 ³²			
10126	Trehalose		C ₁₂ H ₂₂ O ₁₁	99-20-7	342.296	orth cry	209.4(0.5)		1.58 ²⁴		vs H ₂ O; s EtOH; i eth, bz
10127	Triacetamide		C ₆ H ₉ NO ₃	641-06-5	143.140	nd (eth)	79				vs eth
10128	Triacetin	Glycerol triacetate	C ₉ H ₁₄ O ₆	102-76-1	218.203	col oily liq	-78	259(2)	1.1583 ²⁰	1.4301 ²⁰	sl H ₂ O; msc EtOH, eth, bz; vs ace
10129	Triacotane		C ₃₀ H ₆₂	638-68-6	422.813	orth (eth, bz)	65.9(0.3)	451(7)	0.8097 ²⁰	1.4352 ⁷⁰	i H ₂ O; sl EtOH; s eth; vs bz
10130	Triacotanoic acid	Melissic acid	C ₃₀ H ₆₀ O ₂	506-50-3	452.796	sc, nd (al, ace)	93.6(0.5)			1.4323 ¹⁰⁰	vs bz, CS ₂ , chl
10131	1-Triacontanol	Myricyl alcohol	C ₃₀ H ₆₂ O	593-50-0	438.812	nd (eth), pl (bz)	88		0.777 ⁹⁵		vs bz, eth, EtOH



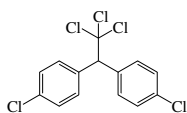
No.	Name	Synonym	Mol. Form.	CAS RN	Mol. Wt.	Physical Form	mp/°C	bp/°C	den g cm ⁻³	n _D	Solubility
10132	Triadimenol	Mercury, chloro(2-methoxy-ethyl)-	C ₃ H ₇ ClHgO	123-88-6	295.13	cry	115				i H ₂ O; s EtOH, ace
10133	Triallate		C ₁₀ H ₁₆ Cl ₃ NOS	2303-17-5	304.664		34.0(0.5)	117 ^{0.0003}	1.273 ²⁵		
10134	Triallyl phosphate		C ₉ H ₁₅ O ₃ P	1623-19-4	218.186		-50	108 ⁷	1.0815 ²⁰		sl chl
10135	1,3,5-Triallyl-1,3,5-triazine-2,4,6-(1 <i>H</i> ,3 <i>H</i> ,5 <i>H</i>)-trione		C ₁₂ H ₁₅ N ₃ O ₃	1025-15-6	249.265		20.5	149 ⁴	1.1590 ²⁰		
10136	Triamcinolone	Fluoxiprednisolone	C ₂₁ H ₂₇ FO ₆	124-94-7	394.433	cry	270				
10137	Triamiphos		C ₁₂ H ₁₉ N ₆ OP	1031-47-6	294.292	cry (EtOH aq)	167				sl H ₂ O; s os
10138	Triasulfuron		C ₁₄ H ₁₆ ClN ₅ O ₅ S	82097-50-5	401.826		186				
10139	1,2,4-Triazine		C ₃ H ₃ N ₃	290-38-0	81.076	pa ye oil	16.5	157		1.5149 ²⁵	
10140	1,3,5-Triazine		C ₃ H ₃ N ₃	290-87-9	81.076		80.3(0.5)	113(5)	1.38 ²⁵		s EtOH, eth
10141	1,2,4-Triazine-3,5-(2 <i>H</i> ,4 <i>H</i>)-dione		C ₃ H ₃ N ₃ O ₂	461-89-2	113.075		276.8				
10142	1,3,5-Triazine-2,4,6-triamine	Melamine	C ₃ H ₆ N ₆	108-78-1	126.120	mcl pr (w)	343(4)	sub	1.573 ¹⁶	1.872 ²⁰	sl H ₂ O, EtOH; i eth
10143	1,3,5-Triazine-2,4,6-(1 <i>H</i> ,3 <i>H</i> ,5 <i>H</i>)-trithione	Trithiocyanuric acid	C ₃ H ₃ N ₃ S ₃	638-16-4	177.271	ye pr	>300	100 ²²			
10144	Triazofos		C ₁₂ H ₁₆ N ₃ O ₃ PS	24017-47-8	313.312	ye-br oil	5		1.2514 ²⁰		i H ₂ O; s os
10145	Triazolam		C ₁₇ H ₁₂ Cl ₂ N ₄	28911-01-5	343.210	tan cry (2-PrOH)	234				
10146	1 <i>H</i> -1,2,4-Triazol-3-amine	Amitrole	C ₂ H ₄ N ₄	61-82-5	84.080	cry (w, al)	155.8(0.6)				vs H ₂ O, EtOH; i eth, ace; s chl; sl AcOEt
10147	1 <i>H</i> -1,2,3-Triazole		C ₂ H ₃ N ₃	288-36-8	69.065	hyg cry	23	204	1.1861 ²⁵	1.4854 ²⁵	s H ₂ O; s eth, ace; i lig
10148	1 <i>H</i> -1,2,4-Triazole	Pyrroldiazole	C ₂ H ₃ N ₃	288-88-0	69.065	nd (bz/ EtOH)	120(1)	204(6)			s H ₂ O, EtOH
10149	1 <i>H</i> -1,2,4-Triazole-3,5-diamine		C ₂ H ₅ N ₅	1455-77-2	99.095		211.5				s H ₂ O, EtOH; i eth, bz
10150	Tribenuron-methyl		C ₁₅ H ₁₇ N ₅ O ₆ S	101200-48-0	395.391	solid	141				
10151	Tribenzylamine	<i>N,N</i> -Bis(phenylmethyl)-benzenemethanamine	C ₂₁ H ₂₁ N	620-40-6	287.399	pl (eth), mcl (al)	92.2(0.5)	385	0.9912 ⁹⁵		sl H ₂ O, EtOH; s eth, ctc
10152	Tribromoacetaldehyde	Bromal	C ₂ HBr ₃ O	115-17-3	280.740			173(5)	2.6649 ²⁵	1.5939 ²⁰	vs ace, eth, EtOH
10153	Tribromoacetic acid		C ₂ HBr ₃ O ₂	75-96-7	296.740	mcl	132	245 dec			s H ₂ O, EtOH, eth
10154	2,4,6-Tribromoaniline		C ₆ H ₃ Br ₃ N	147-82-0	329.815	nd (al, bz)	121(2)	300	2.35 ²⁰		i H ₂ O; sl EtOH; s eth, chl
10155	1,2,4-Tribromobenzene		C ₆ H ₃ Br ₃	615-54-3	314.800		44.5	275			i H ₂ O; s EtOH; vs eth, ace; sl bz
10156	1,3,5-Tribromobenzene		C ₆ H ₃ Br ₃	626-39-1	314.800	nd or pr (al)	121.8(0.2)	273(2)			i H ₂ O; sl EtOH; s eth, bz, chl
10157	1,1,2-Tribromobutane		C ₄ H ₇ Br ₃	3675-68-1	294.811			219(10)	2.1835 ²⁰	1.5626 ¹⁷	vs eth, EtOH, chl
10158	1,2,2-Tribromobutane		C ₄ H ₇ Br ₃	3675-69-2	294.811			213.8	2.1692 ²⁰	1.568 ²⁰	vs eth, EtOH, chl
10159	1,2,3-Tribromobutane		C ₄ H ₇ Br ₃	632-05-3	294.811	liq	-19	219(10)	2.1907 ²⁰	1.5680 ²⁰	vs eth, EtOH, chl
10160	1,2,4-Tribromobutane		C ₄ H ₇ Br ₃	38300-67-3	294.811	liq	-17(7)	215(10)	2.170 ²⁰	1.5608 ²⁰	vs eth, EtOH, chl
10161	2,2,3-Tribromobutane		C ₄ H ₇ Br ₃	62127-47-3	294.811		0.9	209(13)	2.1723 ²⁰	1.5602 ²⁰	i H ₂ O; s EtOH, eth, chl; sl ctc
10162	Tribromochloromethane		CBr ₃ Cl	594-15-0	287.176	lf (eth)	55	158.5	2.71 ¹⁵		vs eth
10163	1,1,2-Tribromoethane		C ₂ H ₃ Br ₃	78-74-0	266.757	liq	-29.2(0.2)	188.93	2.6210 ²⁰	1.5933 ²⁰	i H ₂ O; s EtOH, eth, bz, ctc
10164	2,2,2-Tribromoethanol		C ₂ H ₃ Br ₃ O	75-80-9	282.756	nd or pr (peth)	81	92 ¹⁰			vs bz, eth, EtOH
10165	Tribromoethene		C ₂ HBr ₃	598-16-3	264.741			164	2.708 ²⁰	1.6045 ¹⁶	sl H ₂ O; vs EtOH; s eth, ace, chl
10166	Tribromofluoromethane		CBr ₃ F	353-54-8	270.721	liq	-73.6	108			i H ₂ O; s EtOH
10167	Tribromomethane	Bromoform	CHBr ₃	75-25-2	252.731	liq	8.69(0.02)	149.2(0.5)	2.8788 ²⁵	1.5948 ²⁵	sl H ₂ O; msc EtOH, eth; s bz, lig, chl
10168	1,3,5-Tribromo-2-methoxybenzene		C ₇ H ₅ Br ₃ O	607-99-8	344.826	nd (al)	88	298	2.491 ²⁵		sl H ₂ O, EtOH; vs ace, bz; s ctc
10169	2,4,6-Tribromo-3-methylphenol	2,4,6-Tribromo- <i>m</i> -cresol	C ₇ H ₅ Br ₃ O	4619-74-3	344.826		84				s EtOH, eth, bz, HOAc; sl chl, peth
10170	1,1,1-Tribromo-2-methyl-2-propanol	1,1,1-Tribromo- <i>tert</i> -butyl alcohol	C ₄ H ₇ Br ₃ O	76-08-4	310.810	nd (lig) cry (dil al)	169	sub			sl H ₂ O, chl; s EtOH, eth



No.	Name	Synonym	Mol. Form.	CAS RN	Mol. Wt.	Physical Form	mp/°C	bp/°C	den g cm ⁻³	n _D	Solubility
10171	Tribromonitromethane		CBr ₃ NO ₂	464-10-8	297.729	pr	10	127 ¹⁸	2.811 ¹²	1.5790 ²⁰	i H ₂ O; s EtOH, eth; vs ace, bz
10172	2,4,6-Tribromophenol		C ₆ H ₃ Br ₃ O	118-79-6	330.799	nd (al), pr (bz)	95(2)	286	2.55 ²⁰		i H ₂ O; vs EtOH; s eth, bz, HOAc, chl
10173	1,1,2-Tribromopropane		C ₃ H ₅ Br ₃	14602-62-1	280.784			199(10)	2.3547 ²⁰	1.5790 ²⁰	i H ₂ O; s EtOH, chl, HOAc; vs eth
10174	1,2,2-Tribromopropane		C ₃ H ₅ Br ₃	14476-30-3	280.784			190.5	2.2984 ²⁰	1.5670 ²⁰	vs eth, EtOH, chl
10175	1,2,3-Tribromopropane		C ₃ H ₅ Br ₃	96-11-7	280.784		14(4)	222.1(0.7)	2.4208 ²⁰	1.5862 ²⁰	i H ₂ O; vs EtOH, eth; sl ctc
10176	2,3,5-Tribromothiophene		C ₄ HBr ₃ S	3141-24-0	320.828	nd (al)	29	260			s chl
10177	Tribromotrimethyldialuminum	Methyl aluminum sesquibromide	C ₃ H ₉ Al ₂ Br ₃	12263-85-3	338.778	hyg col liq		110 ²⁰			
10178	Tributyl 2-(acetyloxy)-1,2,3-propanetricarboxylate		C ₂₀ H ₃₄ O ₈	77-90-7	402.479			173 ¹			sl chl
10179	Tributyl aluminate	1-Butanol, aluminum salt	C ₁₂ H ₂₇ AlO ₃	3085-30-1	246.322			260 ⁵			
10180	Tributylaluminum		C ₁₂ H ₂₇ Al	1116-70-7	198.324			102 ²			
10181	Tributylamine	N,N-Dibutyl-1-butanamine	C ₁₂ H ₂₇ N	102-82-9	185.349	liq	-70	207(2)	0.7770 ²⁰	1.4299 ²⁰	sl H ₂ O, ctc; vs EtOH, eth; s ace, bz
10182	Tributyl borate	Butyl borate	C ₁₂ H ₂₇ BO ₃	688-74-4	230.151	oil	<-70	233.8(1)	0.8567 ²⁰	1.4106 ¹⁸	s EtOH, bz; vs eth, MeOH
10183	Tributylfluorostannane	Tributyltin fluoride	C ₁₂ H ₂₇ FSn	1983-10-4	309.050	nd	≈260				
10184	2,4,6-Tri- <i>tert</i> -butylphenol		C ₁₈ H ₃₀ O	732-26-3	262.430	cry (al, peth)	132.5(0.3)	277(6)	0.864 ²⁷		i H ₂ O, alk; s EtOH, ace, ctc
10185	Tributyl phosphate	Butyl phosphate	C ₁₂ H ₂₇ O ₄ P	126-73-8	266.313			289	0.9727 ²⁵	1.4224 ²⁵	s H ₂ O, eth, bz, CS ₂ ; msc EtOH
10186	Tributylphosphine		C ₁₂ H ₂₇ P	998-40-3	202.316			240	0.812 ²⁵	1.4619 ²⁰	
10187	Tributyl phosphite	Tributoxyphosphine	C ₁₂ H ₂₇ O ₃ P	102-85-2	250.314			137 ²⁶	0.9259 ²⁰	1.4321 ¹⁹	s EtOH; sl ctc; vs eth
10188	S,S,S-Tributyl phosphorotri-thioate	S,S,S-Tributyl trithiophosphate	C ₁₂ H ₂₇ OPS ₃	78-48-8	314.510		<-25	150 ^{9,3}	1.057 ²⁰		
10189	Tributylsilane		C ₁₂ H ₂₈ Si	998-41-4	200.436			221	0.7794 ²⁰	1.4380 ²⁰	
10190	Tributylstannane	Tributyltin hydride	C ₁₂ H ₂₈ Sn	688-73-3	291.060	liq		113 ⁸	1.103 ²⁰		
10191	Tributyryl	Butanoic acid, 1,2,3-propane-triyl ester	C ₁₅ H ₂₆ O ₆	60-01-5	302.363	liq	-75	307.5	1.0350 ²⁰	1.4359 ²⁰	i H ₂ O; s EtOH, ace, bz; sl ctc; vs eth
10192	Tricalcium citrate	Calcium citrate	C ₁₂ H ₁₀ Ca ₃ O ₁₄	813-94-5	498.433	cry (w)	≈100 dec (hyd)				sl H ₂ O; i EtOH
10193	Trichlorfon		C ₄ H ₆ Cl ₃ O ₄ P	52-68-6	257.437		82.2(0.5)	100 ^{9,1}	1.73 ²⁰		
10194	Trichloroacetaldehyde	Chloral	C ₂ HCl ₃ O	75-87-6	147.387	liq	-57.5	98(2)	1.512 ²⁰	1.4580 ²⁰	vs H ₂ O; s EtOH, eth
10195	2,2,2-Trichloroacetamide		C ₂ H ₂ Cl ₃ NO	594-65-0	162.402		142	240			sl H ₂ O; vs EtOH, eth
10196	Trichloroacetic acid		C ₂ HCl ₃ O ₂	76-03-9	163.387	hyg cry	59.1(0.1)	198.2(0.1)	1.6126 ⁶⁴	1.4603 ⁶¹	vs H ₂ O; s EtOH, eth; sl ctc
10197	Trichloroacetic anhydride		C ₄ Cl ₆ O ₃	4124-31-6	308.759			223 dec	1.6908 ²⁰		vs eth, HOAc
10198	Trichloroacetoneitrile		C ₂ Cl ₃ N	545-06-2	144.387	liq	-42	85.7	1.4403 ²⁵	1.4409 ²⁰	i H ₂ O
10199	Trichloroacetyl chloride		C ₂ Cl ₄ O	76-02-8	181.832			118.2(0.3)	1.6202 ²⁰	1.4695 ²⁰	msc eth
10200	2,3,4-Trichloroaniline		C ₆ H ₃ Cl ₃ N	634-67-3	196.462	nd (lig)	73	292			vs EtOH
10201	2,4,5-Trichloroaniline		C ₆ H ₄ Cl ₃ N	636-30-6	196.462	nd (lig)	96.5	270			s EtOH, eth; vs CS ₂ ; sl lig
10202	2,4,6-Trichloroaniline		C ₆ H ₄ Cl ₃ N	634-93-5	196.462	cry (al), nd (lig or peth)	78.5	262			i H ₂ O; s EtOH, eth, chl; vs CS ₂
10203	2,3,6-Trichlorobenzaldehyde		C ₇ H ₃ Cl ₃ O	4659-47-6	209.457	nd (lig)	87.3				vs ace, bz, eth
10204	1,2,3-Trichlorobenzene		C ₆ H ₃ Cl ₃	87-61-6	181.447	pl (al)	53(1)	219(3)	1.4533 ²⁵		i H ₂ O; sl EtOH, chl; vs eth, bz
10205	1,2,4-Trichlorobenzene		C ₆ H ₃ Cl ₃	120-82-1	181.447	orth	17.0(0.4)	213.5(0.3)	1.459 ²⁵	1.5717 ²⁰	i H ₂ O; sl EtOH, chl; vs eth
10206	1,3,5-Trichlorobenzene		C ₆ H ₃ Cl ₃	108-70-3	181.447	nd	62.8(0.7)	209(1)			i H ₂ O; sl EtOH; vs eth, bz; s chl
10207	2,3,6-Trichlorobenzeneacetic acid	Chlorfenac	C ₈ H ₅ Cl ₃ O ₂	85-34-7	239.484			160.4(0.5)			
10208	3,4,5-Trichloro-1,2-benzene-diol		C ₆ H ₃ Cl ₃ O ₂	56961-20-7	213.446	(i) pr (HOAc) (ii) pr (bz)	130(1)				sl H ₂ O; vs eth, EtOH, HOAc
10209	2,3,6-Trichlorobenzoic acid		C ₇ H ₃ Cl ₃ O ₂	50-31-7	225.457			129.5(0.3)			sl H ₂ O; s eth
10210	2,4,5-Trichlorobiphenyl		C ₁₂ H ₇ Cl ₃	15862-07-4	257.543	cry	77(2)				i H ₂ O
10211	2,4,6-Trichlorobiphenyl		C ₁₂ H ₇ Cl ₃	35693-92-6	257.543	cry (EtOH aq)	61.1(0.5)	172 ¹⁵			i H ₂ O

						
10171 Tribromonitromethane	10172 2,4,6-Tribromophenol	10173 1,1,2-Tribromopropane	10174 1,2,2-Tribromopropane	10175 1,2,3-Tribromopropane	10176 2,3,5-Tribromothiophene	10177 Tribromotrimethyldialuminum
						
10178 Tributyl 2-(acetyloxy)-1,2,3-propanetricarboxylate	10179 Tributyl aluminate	10180 Tributylaluminum	10181 Tributylamine			
						
10182 Tributyl borate	10183 Tributylfluorostannane	10184 2,4,6-Tri- <i>tert</i> -butylphenol	10185 Tributyl phosphate	10186 Tributylphosphine		
						
10187 Tributyl phosphite	10188 <i>S,S,S</i> -Tributyl phosphorotriothiate	10189 Tributylsilane	10190 Tributylstannane	10191 Tributyrin		
						
10192 Tricalcium citrate	10193 Trichloron	10194 Trichloroacetaldehyde	10195 2,2,2-Trichloroacetamide	10196 Trichloroacetic acid	10197 Trichloroacetic anhydride	10198 Trichloroacetonitrile
						
10199 Trichloroacetyl chloride	10200 2,3,4-Trichloroaniline	10201 2,4,5-Trichloroaniline	10202 2,4,6-Trichloroaniline	10203 2,3,6-Trichlorobenzaldehyde	10204 1,2,3-Trichlorobenzene	10205 1,2,4-Trichlorobenzene
						
10206 1,3,5-Trichlorobenzene	10207 2,3,6-Trichlorobenzeneacetic acid	10208 3,4,5-Trichloro-1,2-benzenediol	10209 2,3,6-Trichlorobenzoic acid	10210 2,4,5-Trichlorobiphenyl	10211 2,4,6-Trichlorobiphenyl	

No.	Name	Synonym	Mol. Form.	CAS RN	Mol. Wt.	Physical Form	mp/°C	bp/°C	den g cm ⁻³	n _D	Solubility
10212	1,1,1-Trichloro-2,2-bis(4-chlorophenyl)ethane	Dichlorodiphenyltrichloroethane (DDT)	C ₁₄ H ₉ Cl ₅	50-29-3	354.486	nd (al)	109(2)	260			i H ₂ O; sl EtOH; vs eth, ace, bz, py
10213	2,2,3-Trichlorobutanal	2,2,3-Trichlorobutyraldehyde	C ₄ H ₅ Cl ₃ O	76-36-8	175.441			166(7)	1.3956 ²⁰	1.4755 ²⁰	vs H ₂ O, eth, EtOH
10214	2,3,4-Trichloro-1-butene		C ₄ H ₅ Cl ₃	2431-50-7	159.442			60 ²⁰	1.3430 ²⁰	1.4944 ²⁰	vs ace, chl
10215	3,4,4'-Trichlorocarbaniide	Triclocarban	C ₁₃ H ₂ Cl ₃ N ₂ O	101-20-2	315.581	fine pl	254.4(0.9)				
10216	1,2,4-Trichloro-5-(chloromethyl)benzene		C ₇ H ₄ Cl ₄	3955-26-8	229.919			273	1.547 ²⁰		vs ace, eth, EtOH
10217	Trichloro(chloromethyl)silane	(Chloromethyl)trichlorosilane	CH ₂ Cl ₃ Si	1558-25-4	183.925			118	1.4650 ²⁰	1.4555 ²⁰	
10218	Trichloro(4-chlorophenyl)silane		C ₆ H ₄ Cl ₂ Si	825-94-5	245.994			233	1.4062 ²⁰	1.5418 ²⁰	
10219	Trichloro(3-chloropropyl)silane		C ₃ H ₆ Cl ₄ Si	2550-06-3	211.978			182.3(0.2)	1.3590 ²⁰	1.4668 ²⁰	
10220	Trichloro(dichloromethyl)silane	(Dichloromethyl)trichlorosilane	CHCl ₂ Si	1558-24-3	218.370			145	1.5518 ²⁰	1.4714 ²⁰	
10221	1,1,1-Trichloro-2,2-difluoroethane		C ₂ HCl ₃ F ₂	354-12-1	169.385			75(16)			
10222	1,2,2-Trichloro-1,1-difluoroethane		C ₂ HCl ₃ F ₂	354-21-2	169.385		-150.0(0.6)	71.9(0.4)	1.5447 ²⁰	1.3889 ²⁰	
10223	1,2,2-Trichloro-1,2-difluoroethane		C ₂ HCl ₃ F ₂	354-15-4	169.385		-174	73.2(0.6)			
10224	2,4,6-Trichloro-3,5-dimethylphenol		C ₈ H ₇ Cl ₃ O	6972-47-0	225.500	ye nd (peth)	175				i H ₂ O; s chl; vs peth
10225	1,1,1-Trichloro-2,2-diphenylethane		C ₁₄ H ₁₁ Cl ₃	2971-22-4	285.596		65				s EtOH; sl chl
10226	Trichlorododecylsilane	Dodecyltrichlorosilane	C ₁₂ H ₂₅ Cl ₃ Si	4484-72-4	303.772			155 ¹⁰		1.4581 ²⁰	
10227	1,1,1-Trichloro-3,4-epoxybutane	(2,2,2-Trichloroethyl)oxirane	C ₄ H ₅ Cl ₃ O	3083-25-8	175.441	liq		110 ¹⁰⁰			
10228	1,1,1-Trichloroethane	Methyl chloroform	C ₂ H ₃ Cl ₃	71-55-6	133.404	liq	-30(2)	74.02(0.08)	1.3390 ²⁰	1.4379 ²⁰	sl H ₂ O; s EtOH, chl; msc eth
10229	1,1,2-Trichloroethane	Vinyl trichloride	C ₂ H ₃ Cl ₃	79-00-5	133.404	liq	-36.3(0.5)	113(1)	1.4397 ²⁰	1.4714 ²⁰	i H ₂ O; s EtOH, eth, chl
10230	2,2,2-Trichloroethanol		C ₂ H ₃ Cl ₃ O	115-20-8	149.403	hyg orth tab or pl	19	151(21)		1.4861 ²⁰	sl H ₂ O, ctc; msc EtOH, eth; s alk
10231	Trichloroethene	Trichloroethylene	C ₂ HCl ₃	79-01-6	131.388	liq	-84.7(0.3)	86.8(0.1)	1.4642 ²⁰	1.4773 ²⁰	sl H ₂ O, ctc; msc EtOH, eth; s ace
10232	2,2,2-Trichloro-1-ethoxyethanol	Chloral alcoholate	C ₄ H ₇ Cl ₃ O ₂	515-83-3	193.457		56.5	115.5	1.143 ⁴⁰		s H ₂ O, EtOH, eth
10233	Trichloroethoxysilane		C ₂ H ₅ Cl ₃ OSi	1825-82-7	179.505	liq	-135	102(3)	1.2274 ²⁰	1.4045 ²⁰	vs EtOH
10234	2,2,2-Trichloroethyl-β-D-glucopyranosiduronic acid	Urochloralic acid	C ₈ H ₁₁ Cl ₃ O ₇	97-25-6	325.528	nd	142				vs H ₂ O, EtOH
10235	Trichloroethylsilane	Ethyltrichlorosilane	C ₂ H ₅ Cl ₃ Si	115-21-9	163.506	liq	-105.6	98.7(0.7)	1.2373 ²⁰	1.4256 ²⁰	s ctc
10236	1,1,1-Trichloro-2-fluoroethane	Refrigerant 131b	C ₂ H ₂ Cl ₃ F	2366-36-1	151.394	liq		86.5			
10237	1,1,2-Trichloro-1-fluoroethane	Refrigerant 131a	C ₂ H ₂ Cl ₃ F	811-95-0	151.394		-104.7	88.0	1.492 ²⁰		
10238	1,1,2-Trichloro-2-fluoroethane		C ₂ H ₂ Cl ₃ F	359-28-4	151.394			102.4	1.5393 ²⁰	1.4390 ²⁰	i H ₂ O
10239	Trichlorofluoromethane	Refrigerant 11	CCl ₃ F	75-69-4	137.368	vol liq or gas	-110.44(0.04)	23.7(0.6)	1.4879 ²⁰		i H ₂ O
10240	2,2,3-Trichloro-1,1,1,3,4,4,4-heptafluorobutane		C ₄ Cl ₃ F ₇	335-44-4	287.391		2.0	97(4)	1.7484 ²⁰	1.3530 ²⁰	
10241	Trichlorohexylsilane	Hexyltrichlorosilane	C ₆ H ₁₃ Cl ₃ Si	928-65-4	219.612			190	1.1100 ²⁰		dec H ₂ O
10242	N-(2,2,2-Trichloro-1-hydroxyethyl)formamide	Chloral formamide	C ₃ H ₄ Cl ₃ NO ₂	515-82-2	192.429	cry	120				vs ace, eth, EtOH
10243	3,3,3-Trichloro-2-hydroxypropanenitrile	Chlorocyanohydrin	C ₃ H ₂ Cl ₃ NO	513-96-2	174.413	pl (w)	61	217 dec			vs H ₂ O, eth, EtOH
10244	Trichloroisobutylsilane		C ₄ H ₉ Cl ₃ Si	18169-57-8	191.559			143.3	1.154 ²⁰		dec H ₂ O
10245	Trichloromethane	Chloroform	CHCl ₃	67-66-3	119.378	liq	-63.47(0.07)	61.2(0.1)	1.4788 ²⁵	1.4459 ²⁰	sl H ₂ O; msc EtOH, eth, bz; s ace, ctc
10246	Trichloromethanesulfenyl chloride	Perchloromethyl mercaptan	CCl ₃ S	594-42-3	185.888	ye oil		149	1.6947 ²⁰	1.5484 ²⁰	s eth
10247	Trichloromethanesulfonyl chloride		CCl ₃ O ₂ S	2547-61-7	217.887	cry (al-w)	140.5	170			i H ₂ O; s EtOH, eth, CS ₂
10248	Trichloromethanethiol	Trichloromethyl mercaptan	CHCl ₃ S	75-70-7	151.443	oran oil		125 ¹⁵			
10249	Trichloromethiazide		C ₈ H ₆ Cl ₃ N ₃ O ₄ S ₂	133-67-5	380.657		270 dec				sl H ₂ O; s EtOH
10250	1,2,4-Trichloro-5-methoxybenzene		C ₇ H ₅ Cl ₃ O	6130-75-2	211.473	nd (dil al)	77.5	254			vs EtOH, ace
10251	1,3,5-Trichloro-2-methoxybenzene	2,4,6-Trichloroanisole	C ₇ H ₅ Cl ₃ O	87-40-1	211.473	mcl nd (al)	61.5	241	1.640 ²⁵		s EtOH, bz, chl; vs ace
10252	1,2,4-Trichloro-5-methylbenzene	2,4,5-Trichlorotoluene	C ₇ H ₅ Cl ₃	6639-30-1	195.474	nd or lf (al)	82.4	229(18)			i H ₂ O; s EtOH, ace
10253	(Trichloromethyl)benzene	Benzotrichloride	C ₇ H ₅ Cl ₃	98-07-7	195.474	liq	-17.0(0.6)	221	1.3723 ²⁰	1.5580 ²⁰	i H ₂ O; s EtOH, eth, bz



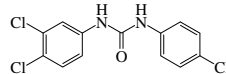
10212
1,1,1-Trichloro-2,2-bis(4-chlorophenyl)ethane



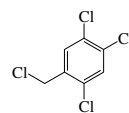
10213
2,2,3-Trichlorobutanal



10214
2,3,4-Trichloro-1-butene



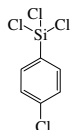
10215
3,4,4'-Trichlorocarbaniide



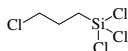
10216
1,2,4-Trichloro-5-(chloromethyl)benzene



10217
Trichloro(chloromethyl)silane



10218
Trichloro(4-chlorophenyl)silane



10219
Trichloro(3-chloropropyl)silane



10220
Trichloro(dichloromethyl)silane



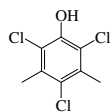
10221
1,1,1-Trichloro-2,2-difluoroethane



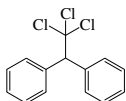
10222
1,2,2-Trichloro-1,1-difluoroethane



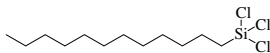
10223
1,2,2-Trichloro-1,2-difluoroethane



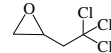
10224
2,4,6-Trichloro-3,5-dimethylphenol



10225
1,1,1-Trichloro-2,2-diphenylethane



10226
Trichlorododecylsilane



10227
1,1,1-Trichloro-3,4-epoxybutane



10228
1,1,1-Trichloroethane



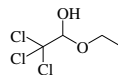
10229
1,1,2-Trichloroethane



10230
2,4,2-Trichloroethanol



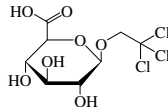
10231
Trichloroethene



10232
2,2,2-Trichloro-1-ethoxyethanol



10233
Trichloroethoxysilane



10234
2,2,2-Trichloroethyl-β-D-glucopyranosiduronic acid



10235
Trichloroethylsilane



10236
1,1,1-Trichloro-2-fluoroethane



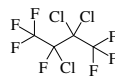
10237
1,1,2-Trichloro-1-fluoroethane



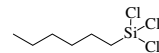
10238
1,1,2-Trichloro-2-fluoroethane



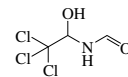
10239
Trichlorofluoromethane



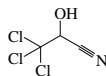
10240
2,2,3-Trichloro-1,1,1,3,4,4,4-heptafluorobutane



10241
Trichlorohexylsilane



10242
N-(2,2,2-Trichloro-1-hydroxyethyl)formamide



10243
3,3,3-Trichloro-2-hydroxypropanenitrile



10244
Trichloroisobutylsilane



10245
Trichloromethane



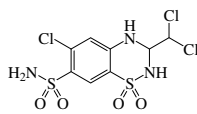
10246
Trichloromethanesulfonyl chloride



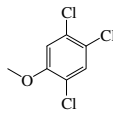
10247
Trichloromethanesulfonyl chloride



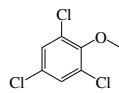
10248
Trichloromethanethiol



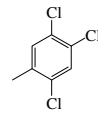
10249
Trichloromethiazide



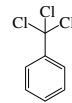
10250
1,2,4-Trichloro-5-methoxybenzene



10251
1,3,5-Trichloro-2-methoxybenzene


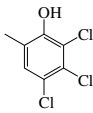
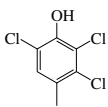
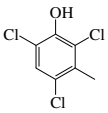

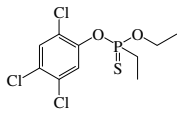
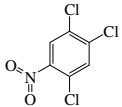

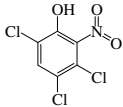
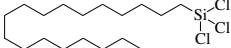
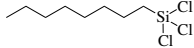
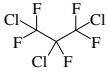
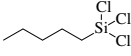
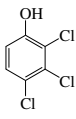
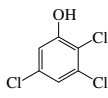
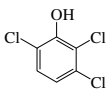
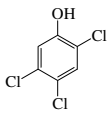
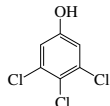
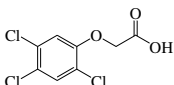
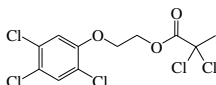
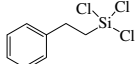
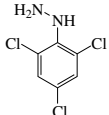
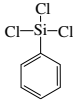

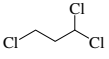

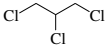

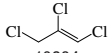

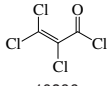
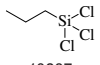
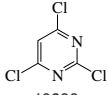
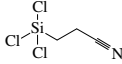
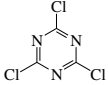
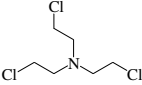

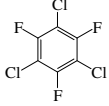


10252
1,2,4-Trichloro-5-methylbenzene

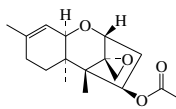
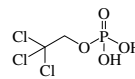
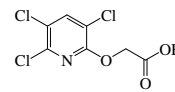
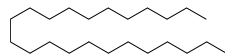
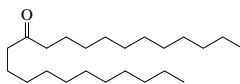
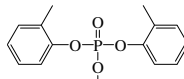
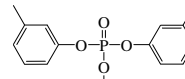
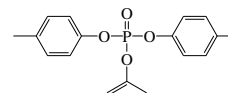
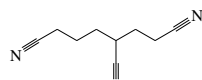
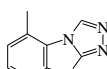
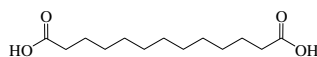
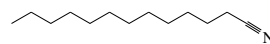
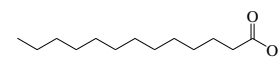
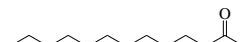
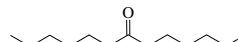
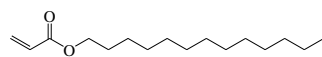
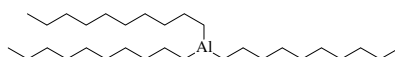
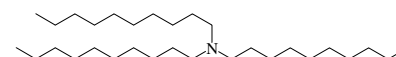
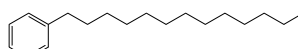
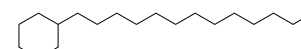
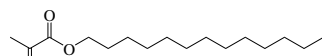
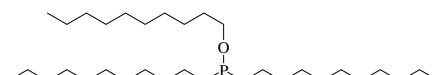
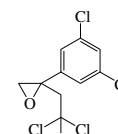
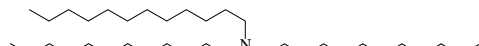
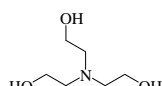
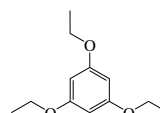
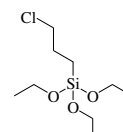
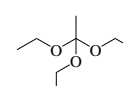


10253
(Trichloromethyl)benzene

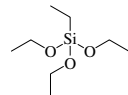
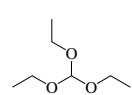
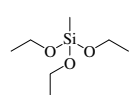
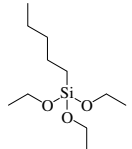
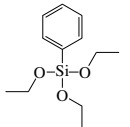
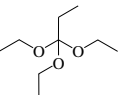
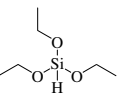
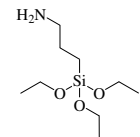
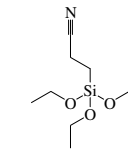
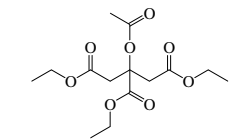


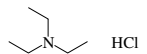


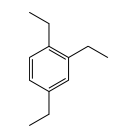
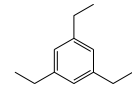
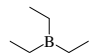
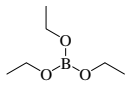
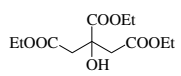

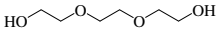
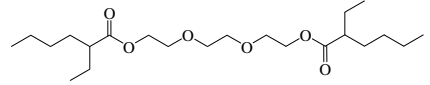
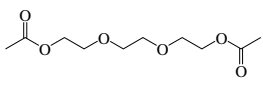
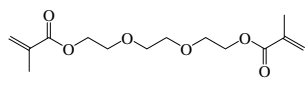
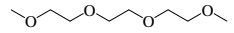
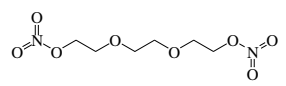
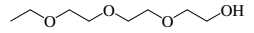
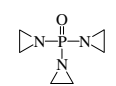

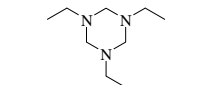
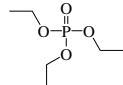



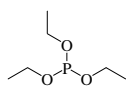
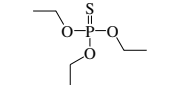



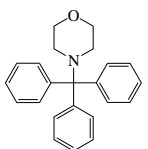
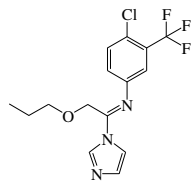
No.	Name	Synonym	Mol. Form.	CAS RN	Mol. Wt.	Physical Form	mp/°C	bp/°C	den g cm ⁻³	n _D	Solubility
10254	(Trichloromethyl)oxirane		C ₃ H ₃ Cl ₃ O	3083-23-6	161.414			149	1.495 ²⁰	1.4737 ²⁵	vs eth; s chl
10255	2,3,4-Trichloro-6-methylphenol	4,5,6-Trichloro- <i>o</i> -cresol	C ₇ H ₅ Cl ₃ O	551-78-0	211.473	nd (peth)	77				
10256	2,3,6-Trichloro-4-methylphenol	2,3,6-Trichloro- <i>p</i> -cresol	C ₇ H ₅ Cl ₃ O	551-77-9	211.473	nd (HOAc, peth)	66.5				vs EtOH
10257	2,4,6-Trichloro-3-methylphenol	2,4,6-Trichloro- <i>m</i> -cresol	C ₇ H ₅ Cl ₃ O	551-76-8	211.473	nd or pl (w, peth)	46	265			i H ₂ O; vs EtOH, MeOH, chl
10258	1,1,1-Trichloro-2-methyl-2-propanol	1,1,1-Trichloro- <i>tert</i> -butyl alcohol	C ₄ H ₇ Cl ₃ O	57-15-8	177.457	hyg nd (w + 1)	99(2)	169(8)			i H ₂ O; s EtOH, eth, ace, bz, lig, chl
10259	Trichloronate		C ₁₀ H ₁₂ Cl ₃ O ₂ PS	327-98-0	333.599	ye liq		108 ^{0.01}	1.365 ²⁰		
10260	1,2,4-Trichloro-5-nitrobenzene		C ₆ H ₂ Cl ₃ NO ₂	89-69-0	226.445	pr (al), nd (al)	57.5	288	1.790 ²³		i H ₂ O; sl EtOH; s eth, bz, chl, CS ₂
10261	Trichloronitromethane	Chloropicrin	CCl ₃ NO ₂	76-06-2	164.376	liq	-69.4(0.2)	112(2)	1.6558 ²⁰	1.4611 ²⁰	s H ₂ O; msc EtOH, ace, bz, MeOH, HOAc
10262	3,4,6-Trichloro-2-nitrophenol		C ₆ H ₃ Cl ₃ NO ₃	82-62-2	242.444	pa ye cry (peth)	91(2)				
10263	Trichlorooctadecylsilane	Octadecyltrichlorosilane	C ₁₈ H ₃₇ Cl ₃ Si	112-04-9	387.932			223 ¹⁰	0.984 ²⁵	1.4602 ²⁰	
10264	Trichlorooctylsilane	Octyltrichlorosilane	C ₈ H ₁₇ Cl ₃ Si	5283-66-9	247.666			232		1.4480 ²⁰	dec H ₂ O, EtOH; s ctc
10265	1,2,3-Trichloro-1,1,2,3,3-pentafluoropropane		C ₃ Cl ₃ F ₅	76-17-5	237.383	liq	-72	73.7	1.6631 ²⁰	1.3512 ²⁰	
10266	Trichloropentylsilane	Amyltrichlorosilane	C ₅ H ₁₁ Cl ₃ Si	107-72-2	205.586			172	1.1330 ²⁰	1.4503 ²⁰	
10267	2,3,4-Trichlorophenol		C ₆ H ₃ Cl ₃ O	15950-66-0	197.446	nd (bz, lig, sub)	80(1)	sub			s EtOH, eth, bz, alk, HOAc
10268	2,3,5-Trichlorophenol		C ₆ H ₃ Cl ₃ O	933-78-8	197.446	nd (al)	62(1)	248 ²⁵⁰			vs eth, EtOH
10269	2,3,6-Trichlorophenol		C ₆ H ₃ Cl ₃ O	933-75-5	197.446	nd (dil al, lig)	58(1)				sl H ₂ O; vs EtOH, eth, bz; s HOAc
10270	2,4,5-Trichlorophenol		C ₆ H ₃ Cl ₃ O	95-95-4	197.446	nd (al, peth)	68.4(0.5)	262(5)			sl H ₂ O; vs EtOH, eth, bz; s HOAc
10271	2,4,6-Trichlorophenol		C ₆ H ₃ Cl ₃ O	88-06-2	197.446	orth nd (HOAc)	69.5(0.2)	249(4)	1.4901 ⁷⁵		sl H ₂ O; s EtOH, eth, HOAc
10272	3,4,5-Trichlorophenol		C ₆ H ₃ Cl ₃ O	609-19-8	197.446	nd (lig)	101	275			sl H ₂ O, lig; s eth
10273	2,4,5-Trichlorophenoxyacetic acid	2,4,5-T	C ₈ H ₅ Cl ₃ O ₃	93-76-5	255.483	cry (bz)	155.2(0.8)	dec			i H ₂ O; s EtOH; vs bz
10274	2-(2,4,5-Trichlorophenoxy)-ethyl 2,2-dichloropropanoate	Pentanate	C ₁₁ H ₉ Cl ₅ O ₃	136-25-4	366.452		49	162 ^{0.5}	1.55 ⁵⁰		i H ₂ O; s EtOH, ace, xyl
10275	Trichloro(2-phenylethyl)silane		C ₈ H ₉ Cl ₃ Si	940-41-0	239.602			242	1.2397 ²⁰	1.5185 ²⁰	
10276	(2,4,6-Trichlorophenyl)hydrazine		C ₆ H ₃ Cl ₃ N ₂	5329-12-4	211.476	cry (bz)	143				s H ₂ O, bz
10277	Trichlorophenylsilane		C ₆ H ₅ Cl ₃ Si	98-13-5	211.549			201(3)	1.321 ²⁰	1.5230 ²⁰	s ctc, chl, CS ₂
10278	1,1,2-Trichloropropane		C ₃ H ₅ Cl ₃	598-77-6	147.431			133(5)	1.372 ¹⁵		i H ₂ O; s EtOH, chl; vs eth; sl ctc
10279	1,1,3-Trichloropropane		C ₃ H ₅ Cl ₃	20395-25-9	147.431	liq	-58.9(0.6)	146(3)	1.3557 ²⁰	1.4718 ²⁰	vs eth, EtOH, chl
10280	1,2,2-Trichloropropane		C ₃ H ₅ Cl ₃	3175-23-3	147.431			123(5)	1.318 ²⁵	1.4609 ²⁰	i H ₂ O; s EtOH, eth; vs chl
10281	1,2,3-Trichloropropane	Allyl trichloride	C ₃ H ₅ Cl ₃	96-18-4	147.431	liq	-13.8(0.6)	158(2)	1.3889 ²⁰	1.4852 ²⁰	sl H ₂ O, ctc; s EtOH, eth; vs chl
10282	1,1,1-Trichloro-2-propanol		C ₃ H ₅ Cl ₃ O	76-00-6	163.430		47(5)	159(13)			vs ace, bz, eth, EtOH
10283	1,1,1-Trichloro-2-propanone	1,1,1-Trichloroacetone	C ₃ H ₃ Cl ₃ O	918-00-3	161.414			149	1.435 ²⁰	1.4635 ¹⁷	i H ₂ O; vs EtOH, eth
10284	1,2,3-Trichloro-1-propene		C ₃ H ₃ Cl ₃	96-19-5	145.415			142	1.412 ²⁰	1.5030 ²⁰	i H ₂ O; vs EtOH, eth; s bz, chl
10285	3,3,3-Trichloro-1-propene		C ₃ H ₃ Cl ₃	2233-00-3	145.415	liq	-30	112(9)	1.367 ²⁰	1.4827 ²⁰	i H ₂ O; s EtOH, eth, bz, chl
10286	2,3,3-Trichloro-2-propenoyl chloride		C ₃ Cl ₄ O	815-58-7	193.843			158		1.5271 ¹⁸	vs bz
10287	Trichloropropylsilane	Propyltrichlorosilane	C ₃ H ₇ Cl ₃ Si	141-57-1	177.533			123.5	1.195 ²⁰	1.4310 ²⁰	
10288	2,4,6-Trichloropyrimidine		C ₄ HCl ₃ N ₂	3764-01-0	183.423		22.5	212.5		1.5700 ²⁰	
10289	3-(Trichlorosilyl)propanenitrile		C ₃ H ₄ Cl ₃ NSi	1071-22-3	188.516			109 ³⁰			
10290	2,4,6-Trichloro-1,3,5-triazine	Cyanuric acid trichloride	C ₃ Cl ₃ N ₃	108-77-0	184.411	cry (eth, bz)	145.7(0.2)	192			vs EtOH
10291	2,2',2"-Trichlorotriethylamine		C ₆ H ₁₂ Cl ₃ N	555-77-1	204.525	pa ye	-2.0	143 ¹⁵			vs bz, eth, EtOH
10292	Trichlorotriethyldialuminum	Ethylaluminum sesquichloride	C ₆ H ₁₂ Al ₂ Cl ₃	12075-68-2	247.505	ye liq		115.5 ⁵⁰			
10293	1,3,5-Trichloro-2,4,6-trifluorobenzene		C ₆ Cl ₃ F ₃	319-88-0	235.418			199(27)			

					
10254 (Trichloromethyl)oxirane	10255 2,3,4-Trichloro-6-methylphenol	10256 2,3,6-Trichloro-4-methylphenol	10257 2,4,6-Trichloro-3-methylphenol	10258 1,1,1-Trichloro-2-methyl-2-propanol	10259 Trichloronate
					
10260 1,2,4-Trichloro-5-nitrobenzene	10261 Trichloronitromethane	10262 3,4,6-Trichloro-2-nitrophenol	10263 Trichlorooctadecylsilane	10264 Trichlorooctylsilane	
					
10265 1,2,3-Trichloro-1,1,2,3,3-pentafluoropropane	10266 Trichloropentylsilane	10267 2,3,4-Trichlorophenol	10268 2,3,5-Trichlorophenol	10269 2,3,6-Trichlorophenol	10270 2,4,5-Trichlorophenol
					
10272 3,4,5-Trichlorophenol	10273 2,4,5-Trichlorophenoxyacetic acid	10274 2-(2,4,5-Trichlorophenoxy)ethyl 2,2-dichloropropanoate	10275 Trichloro(2-phenylethyl)silane	10276 (2,4,6-Trichlorophenyl)hydrazine	
					
10277 Trichlorophenylsilane	10278 1,1,2-Trichloropropane	10279 1,1,3-Trichloropropane	10280 1,2,2-Trichloropropane	10281 1,2,3-Trichloropropane	10282 1,1,1-Trichloro-2-propanol
					
10284 1,2,3-Trichloro-1-propene	10285 3,3,3-Trichloro-1-propene	10286 2,3,3-Trichloro-2-propenyl chloride	10287 Trichloropropylsilane	10288 2,4,6-Trichloropyrimidine	
					
10289 3-(Trichlorosilyl)propanenitrile	10290 2,4,6-Trichloro-1,3,5-triazine	10291 2,2',2''-Trichlorotriethylamine	10292 Trichlorotriethyldialuminum	10293 1,3,5-Trichloro-2,4,6-trifluorobenzene	

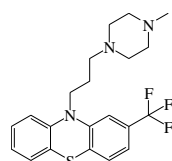
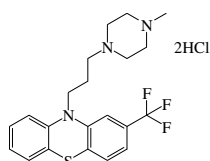
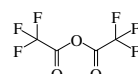
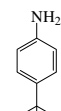
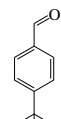
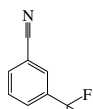
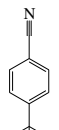
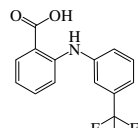
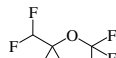
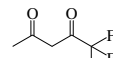
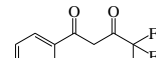
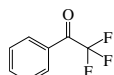
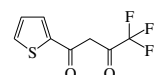
No.	Name	Synonym	Mol. Form.	CAS RN	Mol. Wt.	Physical Form	mp/°C	bp/°C	den g cm ⁻³	n _D	Solubility
10294	1,1,1-Trichloro-2,2,2-trifluoroethane		C ₂ Cl ₃ F ₃	354-58-5	187.375		14.367(0.01)	46(1)	1.5790 ²⁰	1.3610 ³⁵	i H ₂ O; s EtOH, eth, chl
10295	1,1,2-Trichloro-1,2,2-trifluoroethane	1,1,2-Trichlorotrifluoroethane	C ₂ Cl ₃ F ₃	76-13-1	187.375	liq	-36.2(0.9)	47.6(0.2)	1.5635 ²⁵	1.3557 ²⁵	i H ₂ O; s EtOH; msc eth, bz
10296	Trichlorovinylsilane	Vinyltrichlorosilane	C ₂ H ₃ Cl ₃ Si	75-94-5	161.490	liq	-95	90.9(0.4)	1.2426 ²⁰	1.4295 ²⁰	vs chl
10297	Trichodermin	12,13-Epoxytrichothec-9-en-4-ol acetate	C ₁₇ H ₂₄ O ₄	4682-50-2	292.371	cry	59	111 ^{0.05}			sl H ₂ O; s EtOH, chl
10298	Triclofos	2,2,2-Trichloroethanol dihydrogen phosphate	C ₂ H ₄ Cl ₃ O ₄ P	306-52-5	229.383	cry (bz)	120.5				
10299	Triclopyr	Acetic acid, [(3,5,6-trichloro-2-pyridinyl)oxy]-	C ₇ H ₄ Cl ₃ NO ₃	55335-06-3	256.471		150.7(0.5)	290 dec			
10300	Tricosane		C ₂₃ H ₄₈	638-67-5	324.627	lf (eth-al)	47.4(0.2)	381(9)	0.7785 ⁴⁸	1.4468 ²⁰	i H ₂ O; sl EtOH; s eth, ctc
10301	12-Tricosanone	Diundecyl ketone	C ₂₃ H ₄₆ O	540-09-0	338.610	lf (al)	69.0(0.5)		0.8086 ⁶⁹	1.4283 ⁸⁰	vs bz, eth, chl
10302	Tri- <i>o</i> -cresyl phosphate	Tri- <i>o</i> -tolyl phosphate	C ₂₁ H ₂₁ O ₄ P	78-30-8	368.363	col or pa ye	11	410	1.1955 ²⁰	1.5575 ²⁰	i H ₂ O; vs EtOH, eth, ctc, tol; s HOAc
10303	Tri- <i>m</i> -cresyl phosphate	Tri- <i>m</i> -tolyl phosphate	C ₂₁ H ₂₁ O ₄ P	563-04-2	368.363	wax	25.5	260 ¹⁵	1.150 ²⁵	1.5575 ²⁰	i H ₂ O; sl EtOH; s eth; vs ctc, tol
10304	Tri- <i>p</i> -cresyl phosphate	Tri- <i>p</i> -tolyl phosphate	C ₂₁ H ₂₁ O ₄ P	78-32-0	368.363	nd (al), tab (eth)	77.5	224 ²⁵	1.247 ²⁵		s EtOH, eth, bz, chl, HOAc
10305	1,3,6-Tricyanohexane		C ₆ H ₁₁ N ₃	1772-25-4	161.203	br liq		257 ²	1.040	1.4660 ²⁰	
10306	Tricyclazole	1,2,4-Triazolo[3,4- <i>b</i>]-benzothiazole, 5-methyl-	C ₉ H ₇ N ₃ S	41814-78-2	189.237		187.3(0.5)				
10307	Tricyclene	1,7,7-Trimethyltricyclo[2.2.1.0 ^{2,6}]heptane	C ₁₀ H ₁₆	508-32-7	136.234	cry (al)	67.5	152.5	0.8668 ⁸⁰	1.4296 ⁸⁰	
10308	Tricyclo[3.3.1.1 ^{3,7}]decan-1-amine	Amantadine	C ₁₀ H ₁₇ N	768-94-5	151.249		180				sl H ₂ O
10309	Tricyclo[3.3.1.1 ^{3,7}]decane	Adamantane	C ₁₀ H ₁₆	281-23-2	136.234	nd (sub)	270.1(0.8)	sub	1.07 ²⁵	1.568	s bz, ctc
10310	Tridecanal		C ₁₃ H ₂₆ O	10486-19-8	198.344		14(2)	156 ¹³	0.8356 ¹⁸	1.4384 ¹⁸	i H ₂ O; s EtOH
10311	Tridecane		C ₁₃ H ₂₈	629-50-5	184.361	liq	-5.35(0.02)	235.4(0.4)	0.7564 ²⁰	1.4256 ²⁰	i H ₂ O; vs EtOH, eth; s ctc
10312	Tridecanedioic acid		C ₁₃ H ₂₄ O ₄	505-52-2	244.328		114.3(0.5)				sl H ₂ O, bz, tfa; s EtOH, eth, chl
10313	Tridecanenitrile		C ₁₃ H ₂₅ N	629-60-7	195.345		10(1)	302(6)	0.8257 ²⁰	1.4378 ²⁰	vs EtOH, eth
10314	Tridecanoic acid	Tridecylic acid	C ₁₃ H ₂₆ O ₂	638-53-9	214.344	cry (peth ace)	41.85(0.04)	236 ¹⁰⁰	0.8458 ⁸⁰	1.4286 ⁸⁰	i H ₂ O; vs EtOH, eth, HOAc; s ace
10315	1-Tridecanol	Tridecyl alcohol	C ₁₃ H ₂₈ O	112-70-9	200.360	cry (al)	31(1)	287(8)	0.8223 ³¹		i H ₂ O; s EtOH, eth
10316	2-Tridecanone	Methyl undecyl ketone	C ₁₃ H ₂₆ O	593-08-8	198.344		28(1)	268(1)	0.8217 ³⁰	1.4318 ²⁰	i H ₂ O; vs EtOH, eth, ace, bz, chl
10317	7-Tridecanone	Dihexyl ketone	C ₁₃ H ₂₆ O	462-18-0	198.344	lf (al)	33	266(9)	0.825 ³⁰		s EtOH, chl, liq; vs eth
10318	1-Tridecene		C ₁₃ H ₂₆	2437-56-1	182.345	liq	-23.07(0.09)	232.8(0.7)	0.7658 ²⁰	1.4340 ²⁰	i H ₂ O; vs EtOH, eth; s bz
10319	Tridecyl acrylate		C ₁₆ H ₃₀ O ₂	3076-04-8	254.408	liq		150 ¹⁰	0.88 ²⁰		
10320	Tridecylaluminum		C ₃₀ H ₆₃ Al	1726-66-5	450.803	hyg visc liq	-38				
10321	Tridecylamine	<i>N,N</i> -Didecyl-1-decanamine	C ₃₀ H ₆₃ N	1070-01-5	437.828			406			
10322	(Tridecyl)amine	1-Tridecanamine	C ₁₃ H ₂₉ N	2869-34-3	199.376		27(2)	273(2)	0.8049 ²⁰	1.4443 ²⁰	sl H ₂ O; s EtOH, eth
10323	Tridecylbenzene	1-Phenyltridecane	C ₁₉ H ₃₂	123-02-4	260.457		-0.3(0.4)	340(4)	0.8550 ²⁰	1.4821 ²⁰	
10324	Tridecylcyclohexane		C ₁₉ H ₃₈	6006-33-3	266.505		14(1)	332(7)	0.8239 ²⁰	1.4570 ²⁰	
10325	Tridecyl methacrylate		C ₁₇ H ₃₂ O ₂	2495-25-2	268.435			118 ¹	0.881 ²⁰	1.448 ²⁵	
10326	Tri(decyl) phosphite		C ₃₀ H ₆₃ O ₃ P	2929-86-4	502.793	liq		255 ³			
10327	1-Tridecyne		C ₁₃ H ₂₄	26186-02-7	180.330		1(3)	234	0.7842 ²⁰	1.4309 ²⁰	vs bz, eth
10328	Tridiphane	2-(3,5-Dichlorophenyl)-2-(2,2,2-trichloroethyl)oxirane, (±)	C ₁₀ H ₇ Cl ₅ O	58138-08-2	320.427		42.1(0.5)				
10329	Tridodecylamine	<i>N,N</i> -Didodecyl-1-dodecanamine	C ₃₆ H ₇₅ N	102-87-4	521.988		15.7(0.5)	220 ^{0.03}			
10330	Triethanolamine	Tris(2-hydroxyethyl)amine	C ₆ H ₁₅ NO ₃	102-71-6	149.188	hyg cry	21.5(0.4)	350(5)	1.1242 ²⁰	1.4852 ²⁰	msc H ₂ O, EtOH; sl eth, bz; s chl
10331	1,3,5-Triethoxybenzene		C ₁₂ H ₁₆ O ₃	2437-88-9	210.269	cry (al, dil al)	43.5	170 ²⁴			vs eth, EtOH
10332	Triethoxy(3-chloropropyl)silane	(3-Chloropropyl)triethoxysilane	C ₉ H ₂₁ ClO ₃ Si	5089-70-3	240.800	col gas		-149			
10333	1,1,1-Triethoxyethane		C ₈ H ₁₈ O ₃	78-39-7	162.227			145	0.8847 ²⁵	1.3980 ²⁰	i H ₂ O; msc EtOH, eth, ctc, chl

10294
1,1,1-Trichloro-2,2,2-trifluoroethane10295
1,1,2-Trichloro-1,2,2-trifluoroethane10296
Trichlorovinylsilane10297
Trichodermin10298
Triclofos10299
Triclopyr10300
Tricosane10301
12-Tricosanone10302
Tri-*o*-cresyl phosphate10303
Tri-*m*-cresyl phosphate10304
Tri-*p*-cresyl phosphate10305
1,3,6-Tricyanohexane10306
Triclazole10307
Tricyclene10308
Tricyclo[3.3.1.1^{3,7}]decan-1-amine10309
Tricyclo[3.3.1.1^{3,7}]decane10310
Tridecanal10311
Tridecane10312
Tridecanedioic acid10313
Tridecanenitrile10314
Tridecanoic acid10315
1-Tridecanol10316
2-Tridecanone10317
7-Tridecanone10318
1-Tridecene10319
Tridecyl acrylate10320
Tridecylaluminum10321
Tridecylamine10322
(Tridecyl)amine10323
Tridecylbenzene10324
Tridecylcyclohexane10325
Tridecyl methacrylate10326
Tri(decyl) phosphite10327
1-Tridecyne10328
Tridipane10329
Tridodecylamine10330
Triethanolamine10331
1,3,5-Triethoxybenzene10332
Triethoxy(3-chloropropyl)silane10333
1,1,1-Triethoxyethane

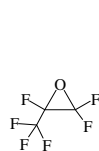
No.	Name	Synonym	Mol. Form.	CAS RN	Mol. Wt.	Physical Form	mp/°C	bp/°C	den g cm ⁻³	n _D	Solubility
10334	Triethoxyethylsilane		C ₈ H ₂₀ O ₃ Si	78-07-9	192.329			158.5	0.8963 ²⁰	1.3955 ²⁰	i H ₂ O; msc EtOH, eth; s chl
10335	Triethoxymethane		C ₇ H ₁₆ O ₃	122-51-0	148.200			145(3)	0.8909 ²⁰	1.3922 ²⁰	s EtOH, eth
10336	Triethoxymethylsilane		C ₇ H ₁₆ O ₃ Si	2031-67-6	178.302			142	0.8948 ²⁵	1.3832 ²⁰	
10337	Triethoxypentylsilane		C ₁₁ H ₂₆ O ₃ Si	2761-24-2	234.408			100 ³⁰	0.8862 ²⁰	1.4059 ²⁰	
10338	Triethoxyphenylsilane		C ₁₂ H ₂₀ O ₃ Si	780-69-8	240.371			233(3)	0.996 ²⁵	1.4604 ²⁰	
10339	1,1,1-Triethoxypropane		C ₉ H ₂₀ O ₃	115-80-0	176.253			171		1.4000 ²⁵	vs eth, EtOH
10340	Triethoxysilane		C ₆ H ₁₆ O ₃ Si	998-30-1	164.275			133.5	0.8745 ²⁰		
10341	3-(Triethoxysilyl)-1-propan-amine		C ₉ H ₂₃ NO ₃ Si	919-30-2	221.370			119 ²⁹	0.9506 ²⁰	1.4225 ²⁰	
10342	3-(Triethoxysilyl)propanenitrile		C ₉ H ₁₉ NO ₃ Si	919-31-3	217.338	liq		109 ¹⁰	0.974 ²⁰		
10343	Triethyl 2-acetoxy-1,2,3-propanetricarboxylate	Triethyl acetylcitrate	C ₁₄ H ₂₂ O ₈	77-89-4	318.320			214 ⁴⁰	1.135 ²⁵	1.4380	
10344	Triethylaluminum	Hexaethyldialuminum	C ₆ H ₁₅ Al	97-93-8	114.165	col hyg liq	-48.14(0.02)	193(1)	0.832 ²⁵		
10345	Triethylamine	<i>N,N</i> -Diethylethanamine	C ₆ H ₁₅ N	121-44-8	101.190	liq	-114.7(0.2)	88.8(0.2)	0.7275 ²⁰	1.4010 ²⁰	s H ₂ O, EtOH, eth, ctc; vs ace, bz, chl
10346	Triethylamine hydrochloride	<i>N,N</i> -Diethylethanamine hydrochloride	C ₆ H ₁₆ ClN	554-68-7	137.651	hex (al)	260 dec	245 sub	1.0689 ²¹		vs H ₂ O, EtOH, chl
10347	Triethylarsine		C ₆ H ₁₅ As	617-75-4	162.105			138.5	1.150 ²⁰	1.467 ²⁰	vs ace, eth, EtOH
10348	1,2,3-Triethylbenzene		C ₁₂ H ₁₈	42205-08-3	162.271	col liq	-26	172			
10349	1,2,4-Triethylbenzene		C ₁₂ H ₁₈	877-44-1	162.271			217(3)	0.8738 ²⁰	1.5024 ²⁰	i H ₂ O; s EtOH, eth
10350	1,3,5-Triethylbenzene		C ₁₂ H ₁₈	102-25-0	162.271	liq	-66.4(0.1)	215.8(0.9)	0.8631 ²⁰	1.4969 ²⁰	i H ₂ O; vs EtOH, eth
10351	Triethylborane		C ₆ H ₁₅ B	97-94-9	97.994	liq	-92.8(0.2)	95	0.70 ²³	1.3971	s EtOH, eth
10352	Triethyl borate	Boric acid, triethyl ester	C ₆ H ₁₅ BO ₃	150-46-9	145.992	liq	-84.8(0.5)	117.9(0.7)	0.8546 ²⁰	1.3749 ²⁰	msc EtOH, eth
10353	Triethyl citrate		C ₁₂ H ₂₀ O ₇	77-93-0	276.283			294	1.1369 ²⁰	1.4455 ²⁰	i H ₂ O; s EtOH, eth; sl ctc
10354	Triethylenediamine		C ₆ H ₁₂ N ₂	280-57-9	112.172		159.83(0.02)				s chl
10355	Triethylene glycol	Triglycol	C ₆ H ₁₄ O ₄	112-27-6	150.173	hyg liq	-9.4(0.5)	288.6(0.2)	1.1274 ¹⁵	1.4531 ²⁰	msc H ₂ O, EtOH, bz; sl eth, chl; i peth
10356	Triethylene glycol bis(2-ethylhexanoate)		C ₂₂ H ₄₂ O ₆	94-28-0	402.564						s chl
10357	Triethylene glycol diacetate		C ₁₀ H ₁₈ O ₆	111-21-7	234.246	liq	-50	277(9)	1.1153 ²⁰		vs H ₂ O, eth, EtOH
10358	Triethylene glycol dimethacrylate		C ₁₄ H ₂₂ O ₆	109-16-0	286.321			170 ⁵	1.092 ²⁰	1.4595 ²⁵	vs ace, eth, EtOH, peth
10359	Triethylene glycol dimethyl ether	Triglyme	C ₈ H ₁₈ O ₄	112-49-2	178.227	liq	-43.8(0.2)	218(3)	0.986 ²⁰	1.4224 ²⁰	vs H ₂ O, bz
10360	Triethylene glycol dinitrate	Ethanol, 2,2'-[1,2-ethanediylbis(oxy)]-bis-, dinitrate	C ₆ H ₁₂ N ₂ O ₈	111-22-8	240.167			82 ^{0.03}			
10361	Triethylene glycol monoethyl ether	2-[2-(2-Ethoxyethoxy)ethoxy]-ethanol	C ₈ H ₁₈ O ₄	112-50-5	178.227			256	1.0209 ²⁰		
10362	Triethylenephosphoramidate	Tris(1-aziridinyl)phosphine, oxide	C ₆ H ₁₂ N ₃ OP	545-55-1	173.152	cry	41	91 ²³			vs H ₂ O, EtOH, eth, ace
10363	Triethylenethiophosphoramidate	Thiotepa	C ₆ H ₁₂ N ₃ PS	52-24-4	189.218	cry	51.5				vs H ₂ O; s bz, chl, eth, EtOH
10364	1,3,5-Triethylhexahydro-1,3,5-triazine		C ₉ H ₂₁ N ₃	7779-27-3	171.283			78 ⁶		1.4580 ²⁵	
10365	Triethyl phosphate	Ethyl phosphate	C ₆ H ₁₅ O ₄ P	78-40-0	182.154	liq	-56.4	216(11)	1.0695 ²⁰	1.4053 ²⁰	s H ₂ O, eth, bz; vs EtOH; sl chl
10366	Triethylphosphine		C ₆ H ₁₅ P	554-70-1	118.157	liq	-88	129	0.8006 ¹⁹	1.458 ¹⁵	i H ₂ O; msc EtOH, eth
10367	Triethylphosphine oxide		C ₆ H ₁₅ OP	597-50-2	134.156	wh hyg nd	48	243			vs H ₂ O, eth, EtOH
10368	Triethylphosphine sulfide		C ₆ H ₁₅ PS	597-51-3	150.222	cry (al)	94				s H ₂ O; sl ctc
10369	Triethyl phosphite	Triethoxyphosphine	C ₆ H ₁₅ O ₃ P	122-52-1	166.155			157.9	0.9629 ²⁰	1.4127 ²⁰	i H ₂ O; vs EtOH, eth
10370	<i>O,O,O</i> -Triethyl phosphorothioate	<i>O,O,O</i> -Triethyl thiophosphate	C ₆ H ₁₅ O ₃ PS	126-68-1	198.220			217	1.0768 ²⁰	1.4480 ²⁰	
10371	Triethylsilane		C ₆ H ₁₆ Si	617-86-7	116.277	liq	-156.9	109	0.7302 ²⁰	1.447 ²⁰	i H ₂ O, sulf
10372	Triethylsilanol		C ₆ H ₁₆ OSi	597-52-4	132.276			154	0.8647 ²⁰	1.4329 ²⁰	i H ₂ O; msc EtOH, eth
10373	Triethylstibine		C ₆ H ₁₅ Sb	617-85-6	208.943	liq	-98	161.4	1.3224 ¹⁵		i H ₂ O; s EtOH, eth
10374	Trifenmorph	4-(Triphenylmethyl)morpholine	C ₂₃ H ₂₃ NO	1420-06-0	329.435	cry (EtOH)	176				i H ₂ O; s chl, ctc
10375	Triflumizole		C ₁₈ H ₁₅ ClF ₃ N ₃ O	68694-11-1	345.747		63.5				

							
10334 Triethoxyethylsilane	10335 Triethoxymethane	10336 Triethoxymethylsilane	10337 Triethoxypentylsilane	10338 Triethoxyphenylsilane	10339 1,1,1-Triethoxypropane	10340 Triethoxysilane	10341 3-(Triethoxysilyl)-1-propanamine
							
10342 3-(Triethoxysilyl)propanenitrile	10343 Triethyl 2-acetoxy-1,2,3-propanetricarboxylate	10344 Triethylaluminum	10345 Triethylamine	10346 Triethylamine hydrochloride	10347 Triethylarsine	10348 1,2,3-Triethylbenzene	
							
10349 1,2,4-Triethylbenzene	10350 1,3,5-Triethylbenzene	10351 Triethylborane	10352 Triethyl borate	10353 Triethyl citrate	10354 Triethylenediamine	10355 Triethylene glycol	
							
10356 Triethylene glycol bis(2-ethylhexanoate)	10357 Triethylene glycol diacetate	10358 Triethylene glycol dimethacrylate					
							
10359 Triethylene glycol dimethyl ether	10360 Triethylene glycol dinitrate	10361 Triethylene glycol monoethyl ether	10362 Triethylenephosphoramidate	10363 Triethylenethiophosphoramidate			
							
10364 1,3,5-Triethylhexahydro-1,3,5-triazine	10365 Triethyl phosphate	10366 Triethylphosphine	10367 Triethylphosphine oxide	10368 Triethylphosphine sulfide	10369 Triethyl phosphite		
							
10370 O,O,O-Triethyl phosphorothioate	10371 Triethylsilane	10372 Triethylsilanol	10373 Triethylstibine	10374 Trifenmorph	10375 Triflumizole		

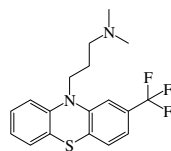
No.	Name	Synonym	Mol. Form.	CAS RN	Mol. Wt.	Physical Form	mp/°C	bp/°C	den g cm ⁻³	n _D	Solubility
10376	Trifluoperazine		C ₂₁ H ₂₄ F ₃ N ₃ S	117-89-5	407.496	cry		206 ^{6,7}			
10377	Trifluoperazine dihydrochloride	Stelazine	C ₂₁ H ₂₆ Cl ₂ F ₃ N ₃ S	440-17-5	480.417		241.5				
10378	2,2,2-Trifluoroacetamide		C ₂ H ₃ F ₃ NO	354-38-1	113.038		73.8	162.5			
10379	Trifluoroacetic acid		C ₂ HF ₃ O ₂	76-05-1	114.023	liq	-15.2	72(2)	1.5351 ²⁵		s H ₂ O, EtOH, eth, ace
10380	Trifluoroacetic acid anhydride		C ₄ F ₆ O ₃	407-25-0	210.031	liq	-65	39.5	1.490 ²⁵	1.269 ²⁵	
10381	1,1,1-Trifluoroacetone	Methyl trifluoromethyl ketone	C ₃ H ₃ F ₃ O	421-50-1	112.050	vol liq or gas		22(5)	1.252 ²⁵		
10382	Trifluoroacetone		C ₂ F ₃ N	353-85-5	95.023	col gas		-68.8(0.8)			
10383	Trifluoroacetyl chloride		C ₂ ClF ₃ O	354-32-5	132.468	col gas	-146(4)	-27(4)			
10384	1,2,4-Trifluorobenzene		C ₆ H ₃ F ₃	367-23-7	132.083			90	1.264 ²⁵	1.4171 ²⁰	
10385	1,3,5-Trifluorobenzene		C ₆ H ₃ F ₃	372-38-3	132.083	liq	-5.5	77.0(0.5)	1.277 ²⁵	1.4140 ²⁰	
10386	1,1,1-Trifluoroethane	Methyl fluoroform	C ₂ H ₃ F ₃	420-46-2	84.040	col gas	-111.8(0.1)	-47.2(0.1)			s eth, chl
10387	1,1,2-Trifluoroethane		C ₂ H ₄ F ₃	430-66-0	84.040	col gas	-84(5)	3.5(0.7)			
10388	2,2,2-Trifluoroethanol		C ₂ H ₅ F ₃ O	75-89-8	100.039	liq	-44(1)	73.8(0.3)	1.3842 ²⁰	1.2907 ²²	vs EtOH; s eth, ace, bz, chl
10389	Trifluoroethene	Trifluoroethylene	C ₂ HF ₃	359-11-5	82.024	col gas		-53(6)	1.26 ⁻⁷⁰		i H ₂ O; sl EtOH; s eth
10390	2,2,2-Trifluoroethylamine	2,2,2-Trifluoroethanamine	C ₂ H ₆ F ₃ N	753-90-2	99.055			36	1.245 ²⁵		
10391	2,2,2-Trifluoroethyl methyl ether		C ₃ H ₅ F ₃ O	460-43-5	114.066			31.62			
10392	1,1,1-Trifluoro-2-iodoethane		C ₂ H ₂ F ₃ I	353-83-3	209.936			54.5	2.13 ²⁵	1.4009 ²⁰	
10393	Trifluoroiodomethane		CF ₃ I	2314-97-8	195.910	col gas		-21.8(0.6)	2.3607 ⁻³²	1.3790 ⁻³²	
10394	Trifluoroisocyanomethane	Trifluoromethyl isocyanide	C ₂ F ₃ N	19480-01-4	95.023	col gas		-80			
10395	Trifluoromethane	Fluoroform	CHF ₃	75-46-7	70.014	col gas	-155.18(0.06)	-82.0(0.1)	0.673 ²⁵ (p>1 atm)		s H ₂ O, ace, bz; vs EtOH; sl chl
10396	Trifluoromethanesulfonyl chloride		CClF ₃ S	421-17-0	136.524	col gas		-0.7			i H ₂ O
10397	Trifluoromethanesulfonic acid		CHF ₃ O ₃ S	1493-13-6	150.077	hyg liq	45	162			vs eth
10398	Trifluoromethanesulfonyl chloride		CClF ₃ O ₂ S	421-83-0	168.523			162		1.3344 ²⁰	i H ₂ O
10399	Trifluoromethanesulfonyl fluoride		CF ₃ O ₂ S	335-05-7	152.069	col gas		-21.7			
10400	2-(Trifluoromethyl)aniline		C ₇ H ₆ F ₃ N	88-17-5	161.125		35.5	68 ¹⁵	1.282 ²⁵	1.4810 ²⁰	
10401	3-(Trifluoromethyl)aniline		C ₇ H ₆ F ₃ N	98-16-8	161.125		5.5	187	1.3047 ¹²	1.4787 ²⁰	sl H ₂ O; s EtOH, eth
10402	4-(Trifluoromethyl)aniline		C ₇ H ₆ F ₃ N	455-14-1	161.125		38	117.5 ⁶⁰	1.283 ²⁷	1.4815 ²⁵	
10403	4-(Trifluoromethyl)-benzaldehyde		C ₈ H ₅ F ₃ O	455-19-6	174.120			80 ²⁵		1.4630 ²⁰	
10404	(Trifluoromethyl)benzene	Benzotrifluoride	C ₇ H ₅ F ₃	98-08-8	146.110	liq	-28.99(0.06)	102.0(0.2)	1.1884 ²⁰	1.4146 ²⁰	msc EtOH, eth, ace, bz, ctc
10405	3-(Trifluoromethyl)benzonitrile		C ₈ H ₄ F ₃ N	368-77-4	171.120		14.5	189	1.2813 ²⁰	1.4508 ²⁰	
10406	4-(Trifluoromethyl)benzonitrile		C ₈ H ₄ F ₃ N	455-18-5	171.120		37.5				
10407	3-(Trifluoromethyl)benzoyl chloride		C ₈ H ₄ ClF ₃ O	2251-65-2	208.565	oil		186	1.383	1.4770 ²⁰	
10408	Trifluoromethyl difluoromethyl ether	HFE-125	C ₂ HF ₅ O	3822-68-2	136.020	col gas	-157(2)	-35.0(0.2)			
10409	2-(Trifluoromethyl)phenol		C ₇ H ₅ F ₃ O	444-30-4	162.109		45.5	147.5			
10410	3-(Trifluoromethyl)phenol		C ₇ H ₅ F ₃ O	98-17-9	162.109	liq	-0.9	178	1.3418 ²⁵		
10411	2-[[3-(Trifluoromethyl)phenyl]-amino]benzoic acid	Flufenamic acid	C ₁₄ H ₁₀ F ₃ NO ₂	530-78-9	281.230		133.5				s DMSO
10412	Trifluoromethylsilane		CH ₃ F ₃ Si	373-74-0	100.116	col gas	-73	-30			
10413	(Trifluoromethyl)silane		CH ₃ F ₃ Si	10112-11-5	100.116	col gas	-124	-38.3			
10414	Trifluoromethyl 1,1,2,2-tetrafluoroethyl ether		C ₃ HF ₇ O	2356-61-8	186.028	col gas	-141(2)	-3.3(1)			
10415	1,1,1-Trifluoro-2,4-pentanedione	1,1,1-Trifluoroacetylacetone	C ₅ H ₅ F ₃ O ₂	367-57-7	154.088	liq		107			s os
10416	4,4,4-Trifluoro-1-phenyl-1,3-butanedione		C ₁₀ H ₇ F ₃ O ₂	326-06-7	216.157	cry	39	224			i H ₂ O; s EtOH, ace
10417	2,2,2-Trifluoro-1-phenylethanone		C ₈ H ₅ F ₃ O	434-45-7	174.120	liq	-40(6)	153(3)	1.279 ²⁰	1.4583 ²⁰	
10418	Trifluorophenylsilane		C ₆ H ₅ F ₃ Si	368-47-8	162.185	liq	-18	101.5	1.2169 ²⁰	1.4110 ²⁰	vs bz, EtOH
10419	1,1,1-Trifluoropropane		C ₃ H ₂ F ₃	421-07-8	98.067	col gas		-13			
10420	1,1,1-Trifluoro-2-propanol, (±)-		C ₃ H ₅ F ₃ O	17556-48-8	114.066	liq	-52	76.2(0.7)	1.2632 ²⁵	1.3130 ²⁵	vs EtOH, eth; s ace, bz; sl ctc
10421	3,3,3-Trifluoropropene		C ₃ H ₃ F ₃	677-21-4	96.051	col gas		-27(4)			
10422	3,3,3-Trifluoro-1-propyne	(Trifluoromethyl)acetylene	C ₃ HF ₃	661-54-1	94.035	col gas		-48.3			
10423	4,4,4-Trifluoro-1-(2-thienyl)-1,3-butanedione	Thenoyltrifluoroacetone	C ₈ H ₅ F ₃ O ₂ S	326-91-0	222.185		42.8	97 ⁸			

10376
Trifluoperazine10377
Trifluoperazine dihydrochloride10378
2,2,2-Trifluoroacetamide10379
Trifluoroacetic acid10380
Trifluoroacetic acid anhydride10381
1,1,1-Trifluoroacetone10382
Trifluoroacetonitrile10383
Trifluoroacetyl chloride10384
1,2,4-Trifluorobenzene10385
1,3,5-Trifluorobenzene10386
1,1,1-Trifluoroethane10387
1,1,2-Trifluoroethane10388
2,2,2-Trifluoroethanol10389
Trifluoroethene10390
2,2,2-Trifluoroethylamine10391
2,2,2-Trifluoroethyl methyl ether10392
1,1,1-Trifluoro-2-iodoethane10393
Trifluoroiodomethane10394
Trifluoroisocyanomethane10395
Trifluoromethane10396
Trifluoromethanesulfonyl chloride10397
Trifluoromethanesulfonic acid10398
Trifluoromethanesulfonyl chloride10399
Trifluoromethanesulfonyl fluoride10400
2-(Trifluoromethyl)aniline10401
3-(Trifluoromethyl)aniline10402
4-(Trifluoromethyl)aniline10403
4-(Trifluoromethyl)benzaldehyde10404
(Trifluoromethyl)benzene10405
3-(Trifluoromethyl)benzonitrile10406
4-(Trifluoromethyl)benzonitrile10407
3-(Trifluoromethyl)benzoyl chloride10408
Trifluoromethyl difluoroethyl ether10409
2-(Trifluoromethyl)phenol10410
3-(Trifluoromethyl)phenol10411
2-[[3-(Trifluoromethyl)phenyl]amino]benzoic acid10412
Trifluoromethylsilane10413
(Trifluoromethyl)silane10414
Trifluoromethyl 1,1,2,2-tetrafluoroethyl ether10415
1,1,1-Trifluoro-2,4-pentanedione10416
4,4,4-Trifluoro-1-phenyl-1,3-butanedione10417
2,2,2-Trifluoro-1-phenylethanone10418
Trifluorophenylsilane10419
1,1,1-Trifluoropropane10420
1,1,1-Trifluoro-2-propanol, (±)10421
3,3,3-Trifluoropropene10422
3,3,3-Trifluoro-1-propyne10423
4,4,4-Trifluoro-1-(2-thienyl)-1,3-butanedione

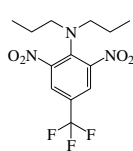
No.	Name	Synonym	Mol. Form.	CAS RN	Mol. Wt.	Physical Form	mp/°C	bp/°C	den g cm ⁻³	<i>n</i> _D	Solubility
10424	Trifluoro(trifluoromethyl)-oxirane	Perfluoropropylene oxide	C ₃ F ₆ O	428-59-1	166.021	gas		-27.4			
10425	Trifluopromazine	Fuopromazine	C ₁₈ H ₁₉ F ₃ N ₂ S	146-54-3	352.417	visc oil		176 ^{0.7}		1.5780 ²³	
10426	Trifluralin	2,6-Dinitro- <i>N,N</i> -dipropyl-4-(trifluoromethyl)aniline	C ₁₃ H ₁₆ F ₃ N ₃ O ₄	1582-09-8	335.279		49.6(0.8)	140 ^{1.2}			
10427	Triforine		C ₁₀ H ₁₄ Cl ₄ N ₄ O ₂	26644-46-2	434.962		155 dec				
10428	Trigonelline		C ₇ H ₇ NO ₂	535-83-1	137.137	pr (aq, al, +1w)					vs H ₂ O
10429	Trihexylamine	<i>N,N</i> -Dihexyl-1-hexanamine	C ₁₈ H ₃₉ N	102-86-3	269.510			261.7	0.7976 ²¹		i H ₂ O; vs EtOH, eth; s acid
10430	Trihexyl borate		C ₁₈ H ₃₉ BO ₃	5337-36-0	314.312			143 ²			sl ctc
10431	Trihexyphenidyl hydrochloride	α -Cyclohexyl- α -phenyl-1-piperidinepropanol hydrochloride	C ₂₀ H ₃₂ ClNO	52-49-3	337.927		258.5				
10432	Trihydro(pyridine)boron	Borane pyridine	C ₅ H ₅ BN	110-51-0	92.936		10.5		0.920 ²⁰	1.5280 ²⁵	i H ₂ O; dec acid
10433	1,2,3-Trihydroxy-9,10-anthracenedione	Anthragallol	C ₁₄ H ₆ O ₅	602-64-2	256.211	ye nd (dil al)	313	290 sub			sl H ₂ O; s EtOH, eth, HOAc, CS ₂
10434	1,2,4-Trihydroxy-9,10-anthracenedione	Purpurin	C ₁₄ H ₆ O ₅	81-54-9	256.211	oran red or oran-ye nd (al)	259	sub			sl H ₂ O; vs EtOH, bz, HOAc; s eth
10435	2,3,4-Trihydroxybenzoic acid		C ₇ H ₆ O ₅	610-02-6	170.120	nd (+w)	221	sub			sl H ₂ O; s EtOH, eth, ace; i bz, CS ₂
10436	2,4,6-Trihydroxybenzoic acid		C ₇ H ₆ O ₅	83-30-7	170.120	cry (w+1)	100 dec				sl H ₂ O; s EtOH; vs eth; i bz
10437	3,4,5-Trihydroxybenzoic acid	Gallic acid	C ₇ H ₆ O ₅	149-91-7	170.120	pr (w+1)	262(1)		1.694 ⁶		sl H ₂ O, eth; vs EtOH; s ace; i bz, chl
10438	2,3,4-Trihydroxybenzophenone	Alizarin Yellow A	C ₁₃ H ₁₀ O ₄	1143-72-2	230.216	ye nd (dil al)	140.5				sl H ₂ O, bz; s EtOH, eth, ace, HOAc
10439	2',4,4'-Trihydroxychalcone	Isoliquiritigenin	C ₁₅ H ₁₂ O ₄	961-29-5	256.254	ye nd (EtOH-w)	200				
10440	9,10,16-Trihydroxyhexadecanoic acid	Aleuritic acid	C ₁₆ H ₃₂ O ₅	6949-98-0	304.422	lf (dil al), nd (w)	102				sl H ₂ O
10441	1,3,8-Trihydroxy-6-methyl-9,10-anthracenedione	Emodin	C ₁₅ H ₁₀ O ₅	518-82-1	270.237	oran-red mcl nd (HOAc)	257	sub			vs eth, EtOH
10442	9,10,18-Trihydroxyoctadecanoic acid, (<i>R</i> *, <i>R</i> *)	Phloionolic acid	C ₁₈ H ₃₆ O ₅	583-86-8	332.476	cry (dil al)	101.5				
10443	5,6,7-Trihydroxy-2-phenyl-4 <i>H</i> -1-benzopyran-4-one	Baicalein	C ₁₅ H ₁₀ O ₅	491-67-8	270.237	ye pr (al)	264 dec				sl H ₂ O, bz; s EtOH, eth, ace, HOAc
10444	1-(2,4,5-Trihydroxyphenyl)-1-butanone		C ₁₀ H ₁₂ O ₄	1421-63-2	196.200		153.8				
10445	1-(2,3,4-Trihydroxyphenyl)-ethanone	Gallacetophenone	C ₈ H ₈ O ₄	528-21-2	168.148		173				s H ₂ O, eth; vs EtOH, ace; sl bz, chl
10446	1-(2,4,6-Trihydroxyphenyl)-ethanone	2',4',6'-Trihydroxyacetophenone	C ₈ H ₈ O ₄	480-66-0	168.148		221.0				sl H ₂ O, chl, bz; vs EtOH, eth, ace
10447	1-(2,4,6-Trihydroxyphenyl)-1-propanone	Flopropione	C ₉ H ₁₀ O ₄	2295-58-1	182.173	nd (w, +1w)	175.5				vs eth, EtOH
10448	2,6,7-Trihydroxy-9-phenyl-3 <i>H</i> -xanthen-3-one	Phenylfluorone	C ₁₉ H ₁₂ O ₅	975-17-7	320.295	oran red (al-HCl)	>300				
10449	2,3,5-Triiodobenzoic acid		C ₇ H ₃ I ₃ O ₂	88-82-4	499.811	pr (al)	230.6(0.3)				i H ₂ O; vs EtOH, eth; sl bz
10450	Triiodomethane	Iodoform	CHI ₃	75-47-8	393.732	ye cry	120(3)	218	4.008 ²⁵		i H ₂ O, bz; s EtOH, eth, ace; sl DMSO
10451	2,4,6-Triiodophenol		C ₆ H ₃ I ₃ O	609-23-4	471.800	nd (dil al)	159.8	sub			i H ₂ O; sl EtOH; s eth, ace
10452	3,3',5-Triiodothyropropanoic acid		C ₁₅ H ₁₁ I ₃ O ₄	51-26-3	635.959	cry (EtOH)	200				sl EtOH
10453	Triisobutyl aluminate	2-Methyl-1-propanol, aluminum salt	C ₁₂ H ₂₇ AlO ₃	3453-79-0	246.322			275 ⁵⁰			
10454	Triisobutylaluminum		C ₁₂ H ₂₇ Al	100-99-2	198.324	liq	6	86 ¹⁰			
10455	Triisobutylamine	2-Methyl- <i>N,N</i> -bis(2-methylpropyl)-1-propanamine	C ₁₂ H ₂₇ N	1116-40-1	185.349	liq	-21.8(0.5)	194(8)	0.7684 ²⁰	1.4252 ¹⁷	vs eth, EtOH
10456	Triisobutylborane		C ₁₂ H ₂₇ B	1116-39-8	182.153			193.2(0.7)	0.7380 ²⁵	1.4188 ²³	vs bz, eth, EtOH
10457	Triisobutyl phosphate		C ₁₂ H ₂₇ O ₄ P	126-71-6	266.313			264	0.9681 ²⁰	1.4193 ²⁰	vs H ₂ O, bz, eth, EtOH



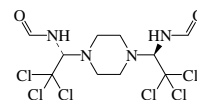
10424
Trifluoro(trifluoromethyl)oxirane



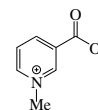
10425
Triflupromazine



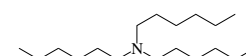
10426
Trifluralin



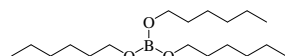
10427
Triforine



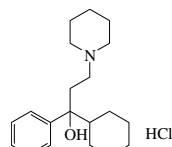
10428
Trigonelline



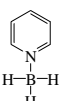
10429
Trihexylamine



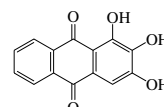
10430
Trihexyl borate



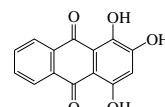
10431
Trihexylphenidyl hydrochloride



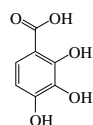
10432
Trihydro(pyridine)boron



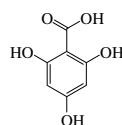
10433
1,2,3-Trihydroxy-9,10-anthracenedione



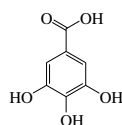
10434
1,2,4-Trihydroxy-9,10-anthracenedione



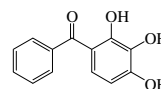
10435
2,3,4-Trihydroxybenzoic acid



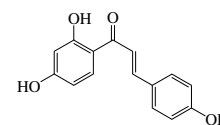
10436
2,4,6-Trihydroxybenzoic acid



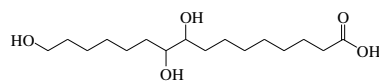
10437
3,4,5-Trihydroxybenzoic acid



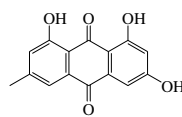
10438
2,3,4-Trihydroxybenzophenone



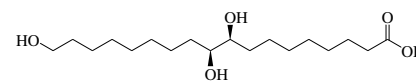
10439
2',4,4'-Trihydroxychalcone



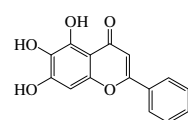
10440
9,10,16-Trihydroxyhexadecanoic acid



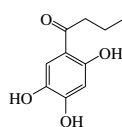
10441
1,3,8-Trihydroxy-6-methyl-9,10-anthracenedione



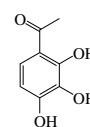
10442
9,10,18-Trihydroxyoctadecanoic acid, (*R**, *R**)



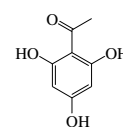
10443
5,6,7-Trihydroxy-2-phenyl-4H-1-benzopyran-4-one



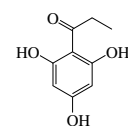
10444
1-(2,4,5-Trihydroxyphenyl)-1-butanone



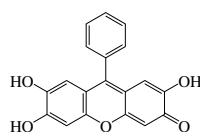
10445
1-(2,3,4-Trihydroxyphenyl)ethanone



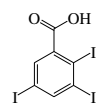
10446
1-(2,4,6-Trihydroxyphenyl)ethanone



10447
1-(2,4,6-Trihydroxyphenyl)-1-propanone



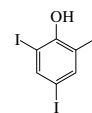
10448
2,6,7-Trihydroxy-9-phenyl-3H-xanthen-3-one



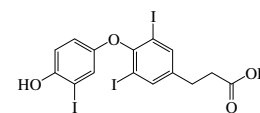
10449
2,3,5-Triiodobenzoic acid



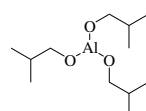
10450
Triiodomethane



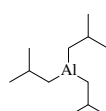
10451
2,4,6-Triiodophenol



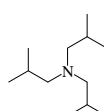
10452
3,3',5-Triiodothyropropanoic acid



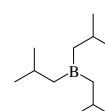
10453
Triisobutyl aluminate



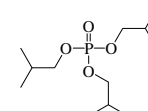
10454
Triisobutylaluminum



10455
Triisobutylamine

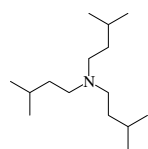
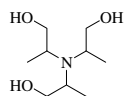
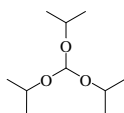
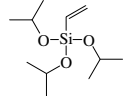
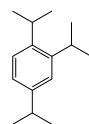
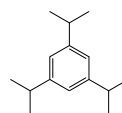
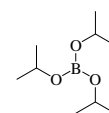
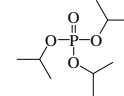
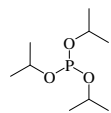
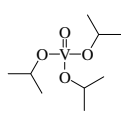
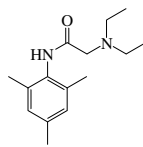
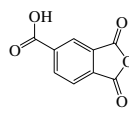
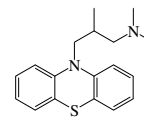
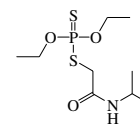
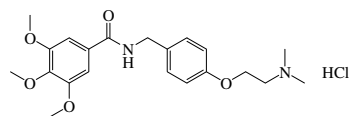
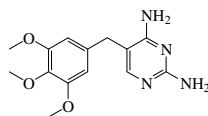
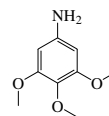
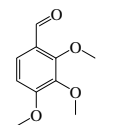
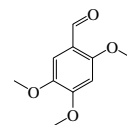
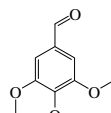
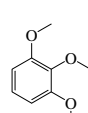
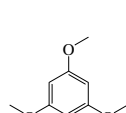
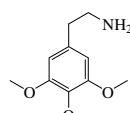
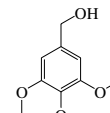
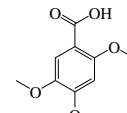
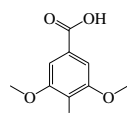
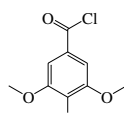
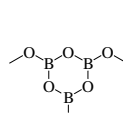
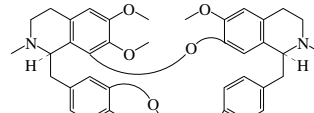
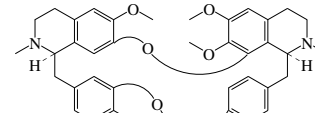
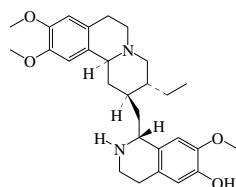
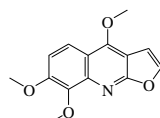
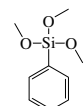
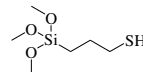
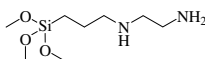
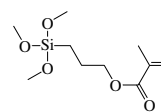


10456
Triisobutylborane







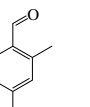


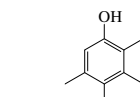
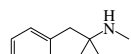
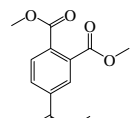
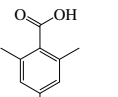
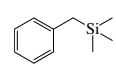


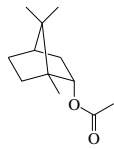










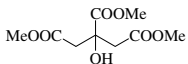
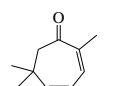


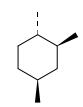


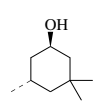

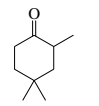

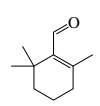


10457
Triisobutyl phosphate

No.	Name	Synonym	Mol. Form.	CAS RN	Mol. Wt.	Physical Form	mp/°C	bp/°C	den g cm ⁻³	n _D	Solubility
10458	Triisopentylamine	3-Methyl- <i>N,N</i> -bis(3-methylbutyl)-1-butanamine	C ₁₅ H ₃₃ N	645-41-0	227.430			235	0.7848 ²⁰	1.4331 ²⁰	i H ₂ O; vs EtOH; msc eth, bz, ctc
10459	Triisopropanolamine		C ₉ H ₂₁ NO ₃	122-20-3	191.268		45	175 ¹⁰	1.0 ²⁰		s H ₂ O, EtOH; sl chl
10460	Triisopropoxymethane	Isopropyl orthoformate	C ₁₀ H ₂₆ O ₃	4447-60-3	190.280			167	0.8621 ²⁰	1.4000 ²⁰	vs eth, EtOH
10461	Triisopropoxyvinylsilane		C ₁₁ H ₂₄ O ₃ Si	18023-33-1	232.393			179.5	0.8627 ²⁵	1.3981 ²⁰	s ctc
10462	1,2,4-Triisopropylbenzene		C ₁₅ H ₂₄	948-32-3	204.352			244	0.8574 ²⁵	1.4896 ²⁵	
10463	1,3,5-Triisopropylbenzene		C ₁₅ H ₂₄	717-74-8	204.352	liq	-9(2)	249(7)	0.8545 ²⁰	1.4882 ²⁰	s ace, bz, chl
10464	Triisopropyl borate		C ₉ H ₂₁ BO ₃	5419-55-6	188.072			139.6(0.3)	0.8251 ²⁰	1.3777 ²⁰	vs EtOH, eth, bz, PrOH
10465	Triisopropyl phosphate		C ₉ H ₂₁ O ₄ P	513-02-0	224.234			219	0.9867 ²⁰	1.4057 ²⁰	vs EtOH
10466	Triisopropyl phosphite		C ₉ H ₂₁ O ₃ P	116-17-6	208.235			74 ²⁰	0.9063 ²⁰	1.4085 ²⁵	s EtOH, eth, chl
10467	Triisopropyl vanadate	Vanadium, oxotris(2-propano-lato)-, (T-4)-	C ₉ H ₂₁ O ₄ V	5588-84-1	244.203			104 ¹⁰			
10468	Trimecaine	2-Diethylamino-2',4',6'-trimethylacetanilide	C ₁₅ H ₂₄ N ₂ O	616-68-2	248.364	cry	44	187 ⁸			
10469	Trimellitic anhydride		C ₉ H ₄ O ₅	552-30-7	192.125		162	241 ¹⁴			
10470	Trimeprazine	<i>N,N</i> ,β-Trimethyl-10 <i>H</i> -phenothiazine-10-propanamine	C ₁₈ H ₂₂ N ₂ S	84-96-8	298.446	cry	68	162 ³			
10471	Trimethoate		C ₉ H ₂₀ NO ₃ PS ₂	2275-18-5	285.364	solid	28.5	135 ^{0.1}			sl H ₂ O
10472	Trimethobenzamide hydrochloride		C ₂₁ H ₂₉ ClN ₂ O ₅	554-92-7	424.918	cry	188				vs H ₂ O
10473	Trimethoprim		C ₁₄ H ₁₈ N ₄ O ₃	738-70-5	290.318	ye cry	199				sl chl, MeOH; i eth, bz
10474	3,4,5-Trimethoxyaniline		C ₉ H ₁₃ NO ₃	24313-88-0	183.204		112.8				
10475	2,3,4-Trimethoxybenzaldehyde		C ₁₀ H ₁₂ O ₄	2103-57-3	196.200			122 ^{0.5}		1.5547 ²⁰	
10476	2,4,5-Trimethoxybenzaldehyde		C ₁₀ H ₁₂ O ₄	4460-86-0	196.200		114				s H ₂ O, eth, chl, lig
10477	3,4,5-Trimethoxybenzaldehyde		C ₁₀ H ₁₂ O ₄	86-81-7	196.200		72.5	148 ⁵			s chl
10478	1,2,3-Trimethoxybenzene		C ₉ H ₁₂ O ₃	634-36-6	168.189	orth nd (al)	48.5	235	1.1009 ⁴⁵		i H ₂ O; s EtOH, eth, bz
10479	1,3,5-Trimethoxybenzene		C ₉ H ₁₂ O ₃	621-23-8	168.189	pr (al), lf (peth)	54.5	255.5			i H ₂ O; s EtOH, eth, bz
10480	3,4,5-Trimethoxybenzeneetha-namine	Mescaline	C ₁₁ H ₁₇ NO ₃	54-04-6	211.258	cry	35.5	180 ¹²			s H ₂ O, EtOH, bz, chl; i eth, peth
10481	3,4,5-Trimethoxybenzen- emethanol	3,4,5-Trimethoxybenzyl alcohol	C ₁₀ H ₁₄ O ₄	3840-31-1	198.216		3	228 ²⁵	1.1427 ²⁰	1.5439 ²⁰	
10482	2,4,5-Trimethoxybenzoic acid		C ₁₀ H ₁₂ O ₅	490-64-2	212.199	nd (al or bz-peth)	145(1)	300			vs H ₂ O, bz, EtOH, peth
10483	3,4,5-Trimethoxybenzoic acid		C ₁₀ H ₁₂ O ₅	118-41-2	212.199	mcl nd (w)	171(1)	226 ¹⁰			sl H ₂ O; vs EtOH, eth, chl
10484	3,4,5-Trimethoxybenzoyl chloride		C ₁₀ H ₁₁ ClO ₄	4521-61-3	230.645		82	185 ¹⁸			
10485	Trimethoxyboroxin		C ₃ H ₆ B ₃ O ₆	102-24-9	173.532					1.40 ²⁵	
10486	6,6',7'-Trimethoxy-2,2'- dimethylberbaman-12-ol	Berbamine	C ₃₇ H ₄₀ N ₂ O ₆	478-61-5	608.723	lf (+2w, al) cry (peth)	198.5				sl H ₂ O; s EtOH, eth, chl, peth
10487	6,6',7'-Trimethoxy-2,2'- dimethyloxycanthan-12'-ol	Oxyacanthine	C ₃₇ H ₄₀ N ₂ O ₆	548-40-3	608.723	nd (al, eth)	216.5				i H ₂ O; s EtOH, eth, bz, chl; i lig
10488	7',10,11-Trimethoxyemetan-6'-ol	Cephaeline	C ₂₈ H ₃₈ N ₂ O ₄	483-17-0	466.613	nd (eth)	115.5				vs ace, EtOH, MeOH, chl
10489	1,1,1-Trimethoxyethane		C ₅ H ₁₂ O ₃	1445-45-0	120.147			109(13)	0.9438 ²⁵	1.3859 ²⁵	vs eth, EtOH
10490	4,7,8-Trimethoxyfuro[2,3- <i>b</i>]-quinoline	Skimianine	C ₁₄ H ₁₃ NO ₄	83-95-4	259.258	pym (al)	177				i H ₂ O, peth; s EtOH, chl; sl eth, CS ₂
10491	Trimethoxymethane		C ₄ H ₁₀ O ₃	149-73-5	106.120		15	100(5)	0.9676 ²⁰	1.3793 ²⁰	s EtOH, eth
10492	Trimethoxymethylsilane		C ₄ H ₁₂ O ₃ Si	1185-55-3	136.222			102.5	0.9548 ²⁰	1.3696 ²⁰	s chl
10493	Trimethoxyphenylsilane		C ₉ H ₁₄ O ₃ Si	2996-92-1	198.291			130 ⁴⁵	1.064 ²⁰	1.4734 ²⁰	s ctc, CS ₂
10494	Trimethoxysilane		C ₃ H ₁₀ O ₃ Si	2487-90-3	122.195			32 ¹⁰⁰			
10495	3-(Trimethoxysilyl)-1-propane-thiol	(3-Mercaptopropyl)-trimethoxysilane	C ₆ H ₁₆ O ₃ SSi	4420-74-0	196.340			128 ⁵⁰	1.015 ²⁵	1.4420 ²⁵	
10496	<i>N</i> -[3-(Trimethoxysilyl)propyl]-1,2-ethanediamine		C ₈ H ₂₂ N ₂ O ₃ Si	1760-24-3	222.358			140.5 ¹⁵	1.01 ²⁵	1.4416 ²⁵	
10497	3-(Trimethoxysilyl)propyl methacrylate		C ₁₀ H ₂₀ O ₅ Si	2530-85-0	248.349	liq		107 ⁵			
10498	Trimethyl aluminum		C ₃ H ₉ Al	75-24-1	72.085		15.27(0.05)	127.11(0.05)	0.743 ²⁰		
10499	Trimethylamine	<i>N,N</i> -Dimethylmethanamine	C ₃ H ₉ N	75-50-3	59.110	col gas	-117.1(0.2)	2.8(0.2)	0.627 ²⁵ (p>1 atm)	1.3631 ⁹	vs H ₂ O, chl, tol; s EtOH, eth, bz

10458
Triisopentylamine10459
Triisopropanolamine10460
Triisopropoxymethane10461
Triisopropoxyvinylsilane10462
1,2-Triisopropylbenzene10463
1,3,5-Triisopropylbenzene10464
Triisopropyl borate10465
Triisopropyl phosphate10466
Triisopropyl phosphite10467
Triisopropyl vanadate10468
Trimecaine10469
Trimellitic anhydride10470
Trimeprazine10471
Trimethoate10472
Trimethobenzamide hydrochloride10473
Trimethoprim10474
3,4,5-Trimethoxyaniline10475
2,3,4-Trimethoxybenzaldehyde10476
2,4,5-Trimethoxybenzaldehyde10477
3,4,5-Trimethoxybenzaldehyde10478
1,2,3-Trimethoxybenzene10479
1,3,5-Trimethoxybenzene10480
3,4,5-Trimethoxybenzeneethanamine10481
3,4,5-Trimethoxybenzenemethanol10482
2,4,5-Trimethoxybenzoic acid10483
3,4,5-Trimethoxybenzoic acid10484
3,4,5-Trimethoxybenzoyl chloride10485
Trimethoxyboroxin10486
6,6',7-Trimethoxy-2,2'-dimethylberbaman-12-ol10487
6,6',7-Trimethoxy-2,2'-dimethoxyacanthan-12'-ol10488
7',10,11-Trimethoxyemetan-6'-ol10489
1,1,1-Trimethoxyethane10490
4,7,8-Trimethoxyfuro[2,3-b]quinoline10491
Trimethoxymethane10492
Trimethoxymethylsilane10493
Trimethoxyphenylsilane10494
Trimethoxysilane10495
3-(Trimethoxysilyl)-1-propanethiol10496
N-[3-(Trimethoxysilyl)propyl]-1,2-ethanediamine10497
3-(Trimethoxysilyl)propyl methacrylate10498
Trimethyl aluminum10499
Trimethylamine

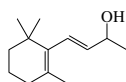
No.	Name	Synonym	Mol. Form.	CAS RN	Mol. Wt.	Physical Form	mp/°C	bp/°C	den g cm ⁻³	n _D	Solubility
10500	Trimethylamine borane	<i>N,N</i> -Dimethylmethanamine borane	C ₃ H ₁₂ BN	75-22-9	72.945		95.5(0.2)	172	0.792 ²⁵		vs eth, EtOH
10501	Trimethylamine hydrochloride	<i>N,N</i> -Dimethylmethanamine hydrochloride	C ₃ H ₁₀ ClN	593-81-7	95.571	mcl hyg nd (al)	277.5	200 sub			vs H ₂ O, EtOH, chl
10502	Trimethylamine oxide	<i>N,N</i> -Dimethylmethanamine oxide	C ₃ H ₉ NO	1184-78-7	75.109	hyg nd (w+2)	256				vs H ₂ O, EtOH
10503	2,4,5-Trimethylaniline		C ₉ H ₁₃ N	137-17-7	135.206	nd (w)	68	234.5	0.957 ²⁵		vs EtOH
10504	2,4,6-Trimethylaniline	Mesitylamine	C ₉ H ₁₃ N	88-05-1	135.206	liq	-4.9(0.4)	232.5	0.9633 ²⁵	1.5495 ²⁰	sl ctc
10505	Trimethylarsine		C ₃ H ₉ As	593-88-4	120.025	liq	-86.54(0.02)	52	1.144 ¹⁵		vs bz, eth, EtOH
10506	2,4,6-Trimethylbenzaldehyde		C ₁₀ H ₁₂ O	487-68-3	148.201		14	238.5	1.0154 ²⁵		i H ₂ O; s EtOH, eth, ace, bz
10507	1,2,3-Trimethylbenzene	Hemimellitene	C ₉ H ₁₂	526-73-8	120.191	liq	-25.32(0.04)	176.0(0.4)	0.8944 ²⁰	1.5139 ²⁰	i H ₂ O; msc EtOH, eth, ace, bz, peth, ctc
10508	1,2,4-Trimethylbenzene	Pseudocumene	C ₉ H ₁₂	95-63-6	120.191	liq	-43.8(0.1)	169.4(0.3)	0.8758 ²⁰	1.5048 ²⁰	i H ₂ O; msc EtOH, eth, ace, bz, peth, ctc
10509	1,3,5-Trimethylbenzene	Mesitylene	C ₉ H ₁₂	108-67-8	120.191	liq	-44.69(0.05)	164.7(0.3)	0.8615 ²⁵	1.4994 ²⁰	i H ₂ O; msc EtOH, eth, ace, bz, peth, ctc
10510	2,3,5-Trimethyl-1,4-benzene-diol		C ₉ H ₁₂ O ₂	700-13-0	152.190	nd (w)	170.0(0.5)				sl H ₂ O; vs EtOH, eth, bz
10511	<i>N</i> , α , α -Trimethylbenzeneethanamine	Mephentermine	C ₁₁ H ₁₇ N	100-92-5	163.260	liq		95 ⁹			i H ₂ O; s eth; vs EtOH
10512	Trimethyl 1,2,4-benzenetricarboxylate	Trimethyl trimellitate	C ₁₂ H ₁₂ O ₆	2459-10-1	252.219	visc oil	-13	194 ¹²	1.261	1.5230 ²⁰	
10513	2,4,6-Trimethylbenzoic acid		C ₁₀ H ₁₂ O ₂	480-63-7	164.201	pr (lig)	156.5				sl H ₂ O; s EtOH, eth, ace, chl
10514	Trimethylbenzylsilane		C ₁₀ H ₁₆ Si	770-09-2	164.320			190.5	0.8933 ²⁰	1.4941 ²⁰	
10515	1,7,7-Trimethylbicyclo[2.2.1]-heptane		C ₁₀ H ₁₈	464-15-3	138.250	hex pl(al), pr(MeOH)		161			i H ₂ O; s EtOH, eth, AcOEt, MeOH
10516	1,3,3-Trimethylbicyclo[2.2.1]-heptan-2-ol, (1 <i>S</i> -endo)	α -Fenchyl alcohol, (<i>l</i>)	C ₁₀ H ₁₈ O	512-13-0	154.249	pr	41.5(0.2)	94 ²⁰	0.9034 ⁸⁴		
10517	1,7,7-Trimethylbicyclo[2.2.1]-heptan-2-ol acetate, endo	Bornyl acetate	C ₁₂ H ₂₀ O ₂	76-49-3	196.286		29	228(6)			
10518	1,7,7-Trimethylbicyclo[2.2.1]-hept-2-ene		C ₁₀ H ₁₆	464-17-5	136.234	cry (al)	113	146			vs bz, eth, EtOH
10519	4,6,6-Trimethylbicyclo[3.1.1]-hept-3-en-2-ol, (1 α ,2 α ,5 α)		C ₁₀ H ₁₆ O	1820-09-3	152.233		24	92 ¹⁰	0.9657 ²⁵	1.4908 ²⁵	
10520	4,6,6-Trimethylbicyclo[3.1.1]-hept-3-en-2-ol, (1 α ,2 β ,5 α)		C ₁₀ H ₁₆ O	1845-30-3	152.233		15.5	90 ¹⁰	0.9684 ²⁵	1.4912 ²⁵	
10521	2,7,7-Trimethylbicyclo[3.1.1]-hept-2-en-6-one	Chrysanthenone	C ₁₀ H ₁₄ O	473-06-3	150.217			88 ¹²		1.4720 ²²	vs EtOH
10522	Trimethylborane		C ₃ H ₉ B	593-90-8	55.914	col gas	-159.93(0.02)	-20.2			
10523	Trimethyl borate		C ₃ H ₉ BO ₃	121-43-7	103.912	liq	-29.3(0.5)	67.4(0.2)	0.915 ²⁵	1.3568 ²⁰	vs eth, MeOH
10524	2,2,3-Trimethylbutane	Triptane	C ₇ H ₁₆	464-06-2	100.202	liq	-24.56(0.05)	80.8(0.1)	0.6901 ²⁰	1.3864 ²⁰	i H ₂ O; s EtOH, eth; vs ace, bz, peth, ctc
10525	2,3,3-Trimethyl-2-butanol		C ₇ H ₁₆ O	594-83-2	116.201	cry (dil al +1/2w)	17(2)	128.3(0.8)	0.8380 ²⁵	1.4233 ²²	sl H ₂ O; vs ace, eth, EtOH
10526	2,3,3-Trimethyl-1-butene		C ₇ H ₁₄	594-56-9	98.186	liq	-111(1)	77.8(0.6)	0.7050 ²⁰	1.4025 ²⁰	i H ₂ O; s eth, bz, chl, MeOH
10527	Trimethylchlorosilane		C ₃ H ₉ ClSi	75-77-4	108.642	liq	-55.17(0.02)	57.6(0.4)	0.856 ²⁵	1.3870 ²⁰	
10528	Trimethyl citrate		C ₉ H ₁₄ O ₇	1587-20-8	234.203	tcl	79.3	285			vs eth, EtOH
10529	2,6,6-Trimethyl-2,4-cycloheptadien-1-one	Eucarvone	C ₁₀ H ₁₄ O	503-93-5	150.217			210	0.9490 ²⁰	1.5087 ²⁰	s eth, ace
10530	1,1,2-Trimethylcyclohexane		C ₉ H ₁₈	7094-26-0	126.239	liq	-29.2(0.6)	146(3)	0.7963 ²⁵	1.4382 ²⁰	
10531	1,1,3-Trimethylcyclohexane		C ₉ H ₁₈	3073-66-3	126.239	liq	-68.5(0.5)	136.6(0.4)	0.7749 ²⁵	1.4295 ²⁰	i H ₂ O
10532	1 α ,2 β ,4 β -1,2,4-Trimethylcyclohexane		C ₉ H ₁₈	7667-60-9	126.239	liq	-83.5	144(6)	0.7870 ²⁵	1.4341 ²⁰	
10533	1 α ,3 α ,5 β -1,3,5-Trimethylcyclohexane	<i>trans</i> -1,3,5-Trimethylcyclohexane	C ₉ H ₁₈	1795-26-2	126.239	liq	-107.4	141(2)	0.7794 ²⁰	1.4307 ²⁰	vs bz, eth, liq
10534	<i>cis</i> -3,3,5-Trimethylcyclohexanol		C ₉ H ₁₈ O	933-48-2	142.238		37.3	202	0.9006 ¹⁶	1.4550 ¹⁶	i H ₂ O; s EtOH, eth, chl
10535	<i>trans</i> -3,3,5-Trimethylcyclohexanol		C ₉ H ₁₈ O	767-54-4	142.238	cry (eth)	55.8	189.2	0.8631 ⁶⁰		i H ₂ O; s EtOH, eth, chl
10536	2,2,6-Trimethylcyclohexanone		C ₉ H ₁₆ O	2408-37-9	140.222	liq	-31.8	178.5	0.9043 ¹⁸	1.4470 ²⁰	
10537	2,4,4-Trimethylcyclohexanone		C ₉ H ₁₆ O	2230-70-8	140.222			190(9)	0.902 ²⁰	1.4493 ²⁰	
10538	3,3,5-Trimethylcyclohexanone	Dihydroisophorone	C ₉ H ₁₆ O	873-94-9	140.222	ye oil		189(9)	0.8919 ¹⁹	1.4454 ¹⁵	
10539	2,6,6-Trimethyl-1-cyclohexene-1-carboxaldehyde	β -Cyclocitral	C ₁₀ H ₁₆ O	432-25-7	152.233			112 ²⁹	0.959 ¹⁵	1.4971 ¹⁵	

 10500 Trimethylamine borane	 10501 Trimethylamine hydrochloride	 10502 Trimethylamine oxide	 10503 2,4,5-Trimethylaniline	 10504 2,4,6-Trimethylaniline	 10505 Trimethylarsine	 10506 2,4,6-Trimethylbenzaldehyde	 10507 1,2,3-Trimethylbenzene
 10508 1,2,4-Trimethylbenzene	 10509 1,3,5-Trimethylbenzene	 10510 2,3,5-Trimethyl-1,4-benzenediol	 10511 <i>N,α,α</i> -Trimethylbenzeneethanamine	 10512 Trimethyl 1,2,4-benzenetricarboxylate	 10513 2,4,6-Trimethylbenzoic acid		
 10514 Trimethylbenzylsilane	 10515 1,7,7-Trimethylbicyclo[2.2.1]heptane	 10516 1,3,3-Trimethylbicyclo[2.2.1]heptan-2-ol, (1 <i>S</i> -endo)	 10517 1,7,7-Trimethylbicyclo[2.2.1]heptan-2-ol acetate, <i>endo</i>	 10518 1,7,7-Trimethylbicyclo[2.2.1]hept-2-ene			
 10519 4,6,6-Trimethylbicyclo[3.1.1]hept-3-en-2-ol, (1 <i>a</i> ,2 <i>a</i> ,5 <i>a</i>)	 10520 4,6,6-Trimethylbicyclo[3.1.1]hept-3-en-2-ol, (1 <i>a</i> ,2 β ,5 <i>a</i>)	 10521 2,7,7-Trimethylbicyclo[3.1.1]hept-2-en-6-one	 10522 Trimethylborane	 10523 Trimethyl borate			
 10524 2,2,3-Trimethylbutane	 10525 2,3,3-Trimethyl-2-butanol	 10526 2,3,3-Trimethyl-1-butene	 10527 Trimethylchlorosilane	 10528 Trimethyl citrate	 10529 2,6,6-Trimethyl-2,4-cycloheptadien-1-one		
 10530 1,1,2-Trimethylcyclohexane	 10531 1,1,3-Trimethylcyclohexane	 10532 1 <i>a</i> ,2 β ,4 β -1,2,4-Trimethylcyclohexane	 10533 1 <i>a</i> ,3 <i>a</i> ,5 β -1,3,5-Trimethylcyclohexane	 10534 <i>cis</i> -3,3,5-Trimethylcyclohexanol			
 10535 <i>trans</i> -3,3,5-Trimethylcyclohexanol	 10536 2,2,6-Trimethylcyclohexanone	 10537 2,4,4-Trimethylcyclohexanone	 10538 3,3,5-Trimethylcyclohexanone	 10539 2,6,6-Trimethyl-1-cyclohexene-1-carboxaldehyde			

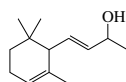
No.	Name	Synonym	Mol. Form.	CAS RN	Mol. Wt.	Physical Form	mp/°C	bp/°C	den g cm ⁻³	n _D	Solubility
10540	3,5,5-Trimethyl-2-cyclohexen-1-ol	Isophorol	C ₉ H ₁₆ O	470-99-5	140.222			69 ⁵	0.914 ²⁰	1.4717 ²⁰	
10541	4-(2,6,6-Trimethyl-1-cyclohexen-1-yl)-3-buten-2-ol	β-Ionol	C ₁₃ H ₂₂ O	22029-76-1	194.313			130 ¹⁴	0.9243 ²⁰	1.4969 ²⁰	s EtOH, eth, ace
10542	4-(2,6,6-Trimethyl-2-cyclohexen-1-yl)-3-buten-2-ol	α-Ionol	C ₁₃ H ₂₂ O	25312-34-9	194.313	oil		127 ¹⁴	0.9189 ²⁰	1.4735 ²⁰	
10543	1,1,2-Trimethylcyclopentane		C ₈ H ₁₆	4259-00-1	112.213	liq	-21.7(0.2)	113.7(0.2)	0.7660 ²⁰	1.4199 ²⁰	
10544	1,1,3-Trimethylcyclopentane		C ₈ H ₁₆	4516-69-2	112.213	liq	-142.5(0.2)	104.9(0.6)	0.7439 ²⁵	1.4112 ²⁰	i H ₂ O
10545	1α,2α,4β-1,2,4-Trimethylcyclopentane		C ₈ H ₁₆	4850-28-6	112.213	liq	-131(5)	116.7(0.6)	0.7592 ²⁵	1.4186 ²⁰	
10546	1α,2β,4α-1,2,4-Trimethylcyclopentane		C ₈ H ₁₆	16883-48-0	112.213	liq	-130.8(0.3)	110(3)	0.7430 ²⁵	1.4106 ²⁰	
10547	cis-1,2,2-Trimethyl-1,3-cyclopentanedicarboxylic acid, (1 <i>R</i>)		C ₁₀ H ₁₆ O ₄	124-83-4	200.232	pr, lf (w)	187		1.186 ²⁰		sl H ₂ O; vs EtOH, eth; s ace; i bz, chl
10548	2,2,4-Trimethylcyclopentanone		C ₈ H ₁₄ O	28056-54-4	126.196	liq	-40.6	158	0.877 ²⁵	1.4300 ²⁰	
10549	2,4,4-Trimethylcyclopentanone		C ₈ H ₁₄ O	4694-12-6	126.196	liq	-25.6	160.5	0.8785 ¹⁸	1.433 ¹⁸	
10550	1,1,2-Trimethylcyclopropane		C ₆ H ₁₂	4127-45-1	84.159	liq	-138.2(0.1)	53(1)	0.6897 ²⁵	1.3864 ²⁰	
10551	3,7,11-Trimethyl-2,6,10-dodecatrinal		C ₁₅ H ₂₄ O	19317-11-4	220.351			172 ¹⁴	0.893 ¹⁸	1.4995	
10552	Trimethylgallium		C ₃ H ₉ Ga	1445-79-0	114.826			55.7			dec H ₂ O (exp)
10553	2,2,6-Trimethylheptane		C ₁₀ H ₂₂	1190-83-6	142.282	liq	-105(1)	149(4)	0.7200 ²⁵	1.4078 ²⁰	
10554	2,5,5-Trimethylheptane		C ₁₀ H ₂₂	1189-99-7	142.282			153(3)	0.7362 ²⁵	1.4149 ²⁰	
10555	3,3,5-Trimethylheptane		C ₁₀ H ₂₂	7154-80-5	142.282			157(3)	0.7248 ²⁰	1.4170 ²⁰	i H ₂ O; s bz, ctc, chl
10556	3,4,5-Trimethylheptane		C ₁₀ H ₂₂	20278-89-1	142.282			162.5	0.7519 ²⁵	1.4229 ²⁰	
10557	2,2,3-Trimethylhexane		C ₉ H ₂₀	16747-25-4	128.255			134(2)	0.7257 ²⁵	1.4106 ²⁰	
10558	2,2,4-Trimethylhexane		C ₉ H ₂₀	16747-26-5	128.255	liq	-122(4)	127(2)	0.711 ²⁰	1.4033 ²⁰	
10559	2,2,5-Trimethylhexane		C ₉ H ₂₀	3522-94-9	128.255	liq	-105.9(0.1)	124(2)	0.7072 ²⁰	1.3997 ²⁰	i H ₂ O; vs EtOH, eth, ace, bz; s ctc
10560	2,3,3-Trimethylhexane		C ₉ H ₂₀	16747-28-7	128.255	liq	-116.8(0.2)	137(3)	0.7345 ²⁵	1.4141 ²⁰	
10561	2,3,4-Trimethylhexane		C ₉ H ₂₀	921-47-1	128.255			139(3)	0.7354 ²⁵	1.4144 ²⁰	
10562	2,3,5-Trimethylhexane		C ₉ H ₂₀	1069-53-0	128.255	liq	-127.9(0.2)	131(2)	0.7218 ²⁰	1.4051 ²⁰	
10563	2,4,4-Trimethylhexane		C ₉ H ₂₀	16747-30-1	128.255	liq	-113.4(0.1)	130.6(0.7)	0.7201 ²⁵	1.4074 ²⁰	
10564	3,3,4-Trimethylhexane		C ₉ H ₂₀	16747-31-2	128.255	liq	-101.2(0.2)	139(4)	0.7414 ²⁵	1.4178 ²⁰	
10565	3,5,5-Trimethylhexanoic acid	Isononanoic acid	C ₉ H ₁₈ O ₂	3302-10-1	158.238	liq		121 ¹⁰			
10566	3,5,5-Trimethyl-1-hexanol		C ₉ H ₂₀ O	3452-97-9	144.254			193(5)	0.8236 ²⁵	1.4300 ²⁵	
10567	1,2,3-Trimethylindene		C ₁₂ H ₁₄	4773-83-5	158.239	liq		100.5 ¹⁰	0.9714 ²⁰	1.5521 ²⁰	
10568	Trimethylindium	Indium trimethyl	C ₃ H ₉ In	3385-78-2	159.921			135.7	1.568 ¹⁹		
10569	2,3,3-Trimethyl-3 <i>H</i> -indole		C ₁₁ H ₁₃ N	1640-39-7	159.228			107 ¹¹			
10570	Trimethyl(4-methylphenyl)-silane		C ₁₀ H ₁₆ Si	3728-43-6	164.320		38	192	0.8666 ²⁰	1.4900 ²⁰	
10571	1,4,5-Trimethylnaphthalene		C ₁₃ H ₁₄	2131-41-1	170.250	lf (MeOH)	64.0(0.6)	145 ¹²			i H ₂ O
10572	1,3,5-Trimethyl-2-nitrobenzene		C ₉ H ₁₁ NO ₂	603-71-4	165.189	orth pr (al)	44(2)	255	1.51 ²⁵		vs EtOH
10573	2,6,8-Trimethyl-4-nonanol		C ₁₂ H ₂₆ O	123-17-1	186.333			225.4	0.8178 ²⁰		sl ctc
10574	2,4,7-Trimethyloctane		C ₁₁ H ₂₄	62016-38-0	156.309			170(5)			
10575	Trimethylolpropane		C ₆ H ₁₄ O ₃	77-99-6	134.173	wh pow or pl	60.2(0.2)	160 ⁵			vs H ₂ O, EtOH
10576	3,5,5-Trimethyl-2,4-oxazolidinedione	Trimethadione	C ₆ H ₈ NO ₃	127-48-0	143.140		46	79 ⁵			s H ₂ O; vs EtOH, eth, ace, bz; i peth
10577	Trimethyloxonium fluoborate		C ₃ H ₉ BF ₄ O	420-37-1	147.907	hyg nd	148 dec				vs ace, chl
10578	2,4,4-Trimethyl-2-pent- tanamine		C ₈ H ₁₉ N	107-45-9	129.244						s chl
10579	2,2,3-Trimethylpentane	2- <i>tert</i> -Butylbutane	C ₈ H ₁₈	564-02-3	114.229	liq	-112.4(0.3)	109.8(0.4)	0.7161 ²⁰	1.4030 ²⁰	i H ₂ O; msc EtOH, eth, ace, hp; s bz
10580	2,2,4-Trimethylpentane	Isooctane	C ₈ H ₁₈	540-84-1	114.229	liq	-107.36(0.04)	99.2(0.2)	0.6878 ²⁵	1.3884 ²⁵	i H ₂ O; msc EtOH, ace, hp; s eth, ctc
10581	2,3,3-Trimethylpentane		C ₈ H ₁₈	560-21-4	114.229	liq	-101.2(0.3)	114.7(0.3)	0.7262 ²⁰	1.4075 ²⁰	i H ₂ O; vs EtOH; msc eth, ace, bz, hp
10582	2,3,4-Trimethylpentane		C ₈ H ₁₈	565-75-3	114.229	liq	-109.3(0.2)	113.4(0.3)	0.7191 ²⁰	1.4042 ²⁰	i H ₂ O; vs EtOH; msc eth, ace, bz; sl ctc
10583	2,2,4-Trimethyl-1,3-pentane- diol		C ₈ H ₁₈ O ₂	144-19-4	146.228	pl (bz)	55.2(0.5)	230.1(0.3)	0.936 ¹⁵	1.4513 ¹⁵	sl H ₂ O; vs EtOH, eth; s bz, chl



10540
3,5,5-Trimethyl-2-cyclohexen-1-ol



10541
4-(2,6,6-Trimethyl-1-cyclohexen-1-yl)-3-buten-2-ol



10542
4-(2,6,6-Trimethyl-2-cyclohexen-1-yl)-3-buten-2-ol



10543
1,1,2-Trimethylcyclopentane



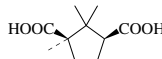
10544
1,1,3-Trimethylcyclopentane



10545
1a,2a,4b-1,2,4-Trimethylcyclopentane



10546
1a,2b,4a-1,2,4-Trimethylcyclopentane



10547
cis-1,2,2-Trimethyl-1,3-cyclopentanedicarboxylic acid, (1*R*)



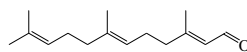
10548
2,2,4-Trimethylcyclopentanone



10549
2,4,4-Trimethylcyclopentanone



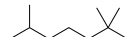
10550
1,1,2-Trimethylcyclopropane



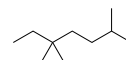
10551
3,7,11-Trimethyl-2,6,10-dodecatrinal



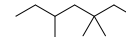
10552
Trimethylgallium



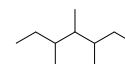
10553
2,2,6-Trimethylheptane



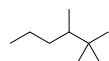
10554
2,5,5-Trimethylheptane



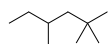
10555
3,3,5-Trimethylheptane



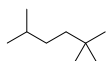
10556
3,4,5-Trimethylheptane



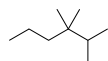
10557
2,2,3-Trimethylhexane



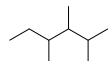
10558
2,2,4-Trimethylhexane



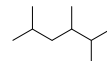
10559
2,2,5-Trimethylhexane



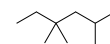
10560
2,3,3-Trimethylhexane



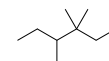
10561
2,3,4-Trimethylhexane



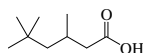
10562
2,3,5-Trimethylhexane



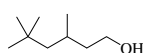
10563
2,4,4-Trimethylhexane



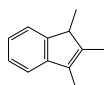
10564
3,3,4-Trimethylhexane



10565
3,5,5-Trimethylhexanoic acid



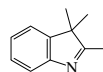
10566
3,5,5-Trimethyl-1-hexanol



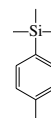
10567
1,2,3-Trimethylindene



10568
Trimethylindium



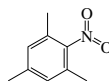
10569
2,3,3-Trimethyl-3*H*-indole



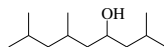
10570
Trimethyl(4-methylphenyl)silane



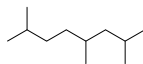
10571
1,4,5-Trimethylnaphthalene



10572
1,3,5-Trimethyl-2-nitrobenzene



10573
2,6,8-Trimethyl-4-nonanol



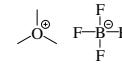
10574
2,4,7-Trimethyloctane



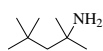
10575
Trimethylolpropane



10576
3,5,5-Trimethyl-2,4-oxazolidinedione



10577
Trimethyloxonium fluoroborate



10578
2,4,4-Trimethyl-2-pentanamine



10579
2,2,3-Trimethylpentane



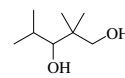
10580
2,2,4-Trimethylpentane



10581
2,3,3-Trimethylpentane









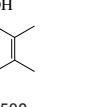


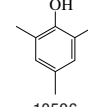
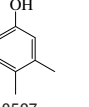
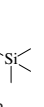
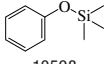

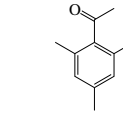
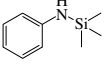











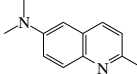






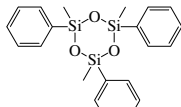


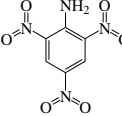
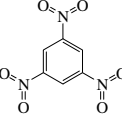
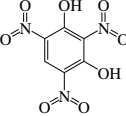
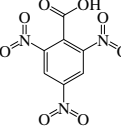
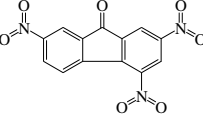



10582
2,3,4-Trimethylpentane

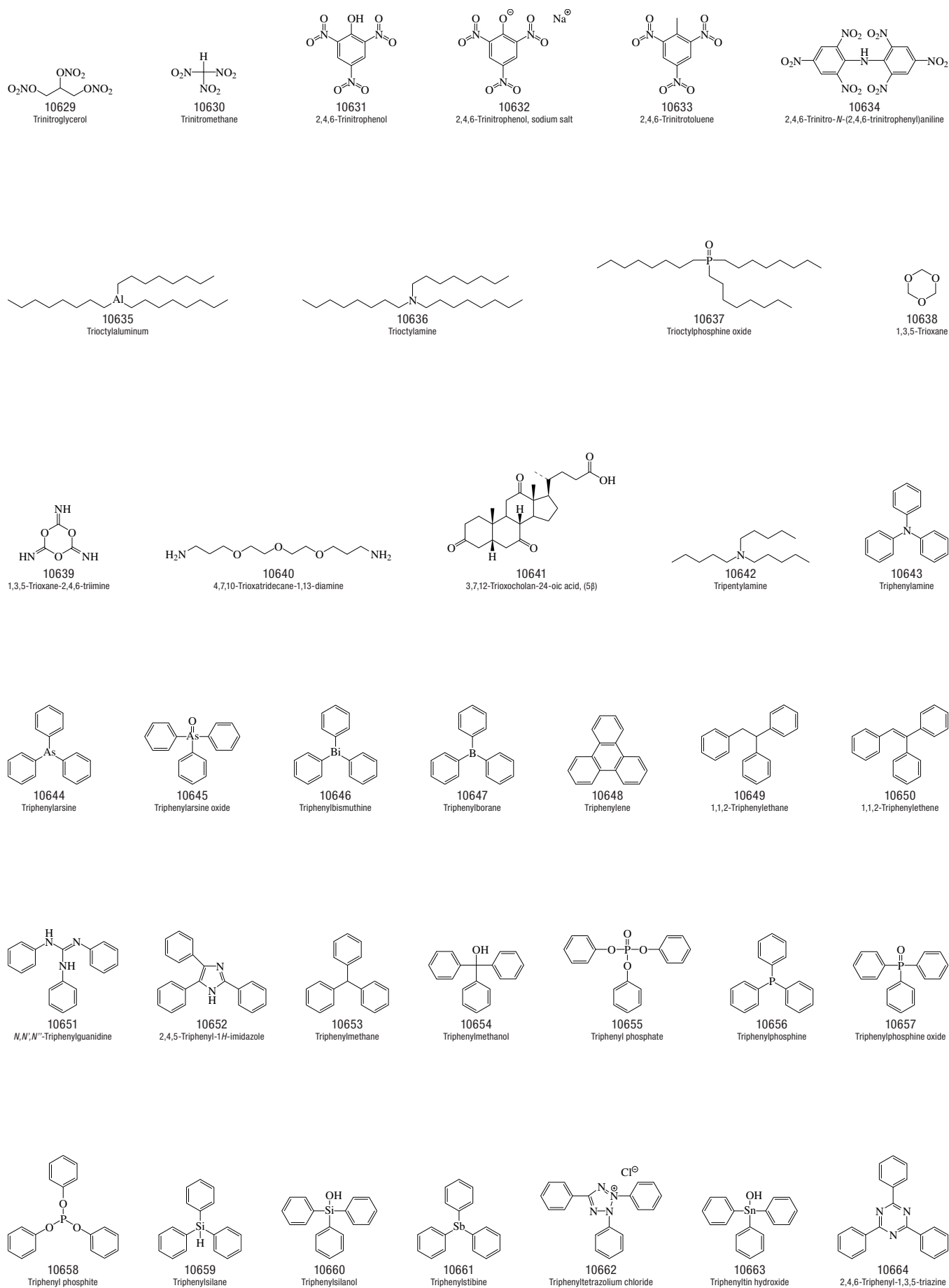


10583
2,2,4-Trimethyl-1,3-pentanediol

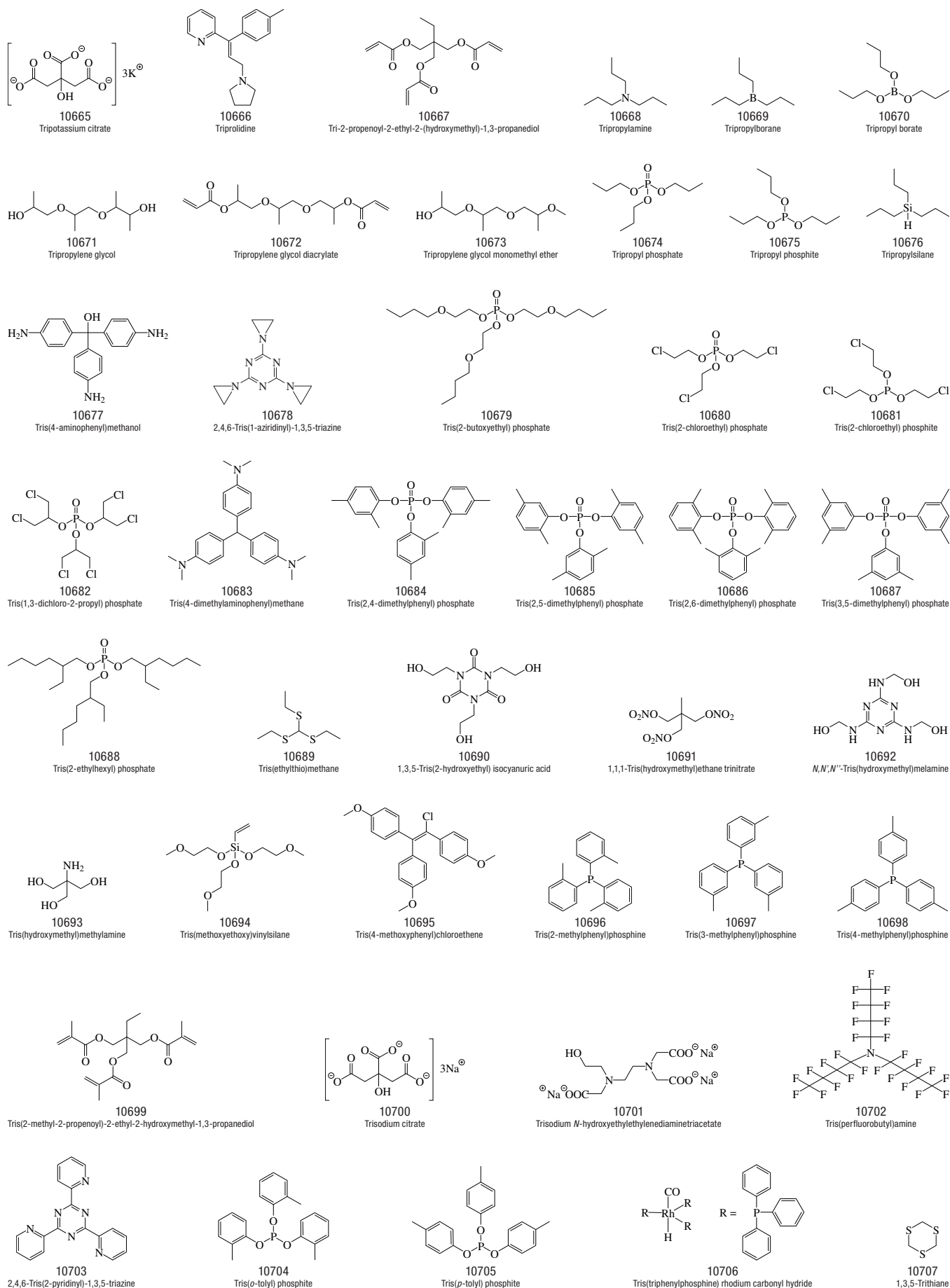
No.	Name	Synonym	Mol. Form.	CAS RN	Mol. Wt.	Physical Form	mp/°C	bp/°C	den g cm ⁻³	n _D	Solubility
10584	2,4,4-Trimethyl-2-pentanethiol		C ₈ H ₁₈ S	141-59-3	146.294	liq		76 ⁵⁰			
10585	2,4,4-Trimethyl-2-pentanol		C ₈ H ₁₈ O	690-37-9	130.228	liq	-20	146(4)	0.8225 ²⁰	1.4284 ²⁰	i H ₂ O; sl EtOH; s eth
10586	2,2,4-Trimethyl-3-pentanol		C ₈ H ₁₈ O	5162-48-1	130.228	liq	-13	151(3)	0.8297 ²⁰	1.4288 ²⁰	
10587	2,2,4-Trimethyl-3-pentanone	tert-Butyl isopropyl ketone	C ₈ H ₁₆ O	5857-36-3	128.212			146(3)	0.8065 ²⁰	1.4060	i H ₂ O; s eth, ace
10588	2,3,3-Trimethyl-1-pentene		C ₈ H ₁₆	560-23-6	112.213	liq	-69(3)	108(2)	0.7308 ²⁵	1.4174 ²⁰	
10589	2,4,4-Trimethyl-1-pentene		C ₈ H ₁₆	107-39-1	112.213	liq	-93.7(0.3)	101.3(0.4)	0.7150 ²⁰	1.4086 ²⁰	i H ₂ O; s eth, bz, ctc, chl, lig
10590	2,3,4-Trimethyl-2-pentene		C ₈ H ₁₆	565-77-5	112.213	liq	-113.4(0.2)	116(3)	0.7434 ²⁰	1.4274 ²⁰	
10591	2,4,4-Trimethyl-2-pentene		C ₈ H ₁₆	107-40-4	112.213	liq	-106.4(0.1)	104.9(0.7)	0.7218 ²⁰	1.4160 ²⁰	i H ₂ O; s eth, bz, ctc, chl; vs lig
10592	2,3,4-Trimethylphenol		C ₉ H ₁₂ O	526-85-2	136.190	nd (peth)	81(1)	236(6)			vs bz, eth, EtOH
10593	2,3,5-Trimethylphenol		C ₉ H ₁₂ O	697-82-5	136.190		95(1)	235(4)			
10594	2,3,6-Trimethylphenol		C ₉ H ₁₂ O	2416-94-6	136.190		63				
10595	2,4,5-Trimethylphenol		C ₉ H ₁₂ O	496-78-6	136.190	nd (lig)	71.6(1)	233(4)			i H ₂ O; vs EtOH, eth
10596	2,4,6-Trimethylphenol		C ₉ H ₁₂ O	527-60-6	136.190	nd (peth, MeOH)	72.1(0.4)	221(6)			vs eth, EtOH
10597	3,4,5-Trimethylphenol		C ₉ H ₁₂ O	527-54-8	136.190	nd (peth)	108(2)	249(4)			
10598	Trimethylphenoxyisilane		C ₉ H ₁₄ OSi	1529-17-5	166.292	liq	-55	119	0.8681 ²⁰	1.5125 ²⁰	
10599	Trimethylphenylammonium chloride	Phenyltrimethylammonium chloride	C ₉ H ₁₄ ClN	138-24-9	171.667						vs H ₂ O, EtOH
10600	1-(2,4,6-Trimethylphenyl)ethanone		C ₁₁ H ₁₄ O	1667-01-2	162.228			241	0.9754 ²⁰	1.5175 ²⁰	i H ₂ O; s EtOH, eth, ace, bz, ctc
10601	1,1,1-Trimethyl-N-phenylsilanamine	Phenyl(trimethylsilyl)amine	C ₉ H ₁₃ NSi	3768-55-6	165.308			206	0.940 ²⁰		
10602	Trimethylphenylsilane		C ₉ H ₁₄ Si	768-32-1	150.293			169.5	0.8722 ²⁰	1.4907 ²⁰	s ctc, CS ₂
10603	Trimethyl phosphate	Methyl phosphate	C ₃ H ₉ O ₄ P	512-56-1	140.074	liq	-46	197.2	1.2144 ²⁰	1.3967 ²⁰	vs H ₂ O; sl EtOH; s eth
10604	Trimethylphosphine		C ₃ H ₉ P	594-09-2	76.077	liq	-85	43(4)			i H ₂ O; s eth
10605	Trimethyl phosphite		C ₃ H ₉ O ₃ P	121-45-9	124.075			110(12)	1.0518 ²⁰	1.4095 ²⁰	vs EtOH, eth; sl ctc
10606	1,2,4-Trimethylpiperazine		C ₇ H ₁₆ N ₂	120-85-4	128.215			149.5		1.4433 ²⁰	s ctc
10607	2,2,4-Trimethylpiperidine		C ₈ H ₁₇ N	101257-71-0	127.228			148	0.832 ¹⁵	1.4458 ²⁰	vs eth, EtOH
10608	Trimethylpyrazine		C ₇ H ₁₀ N ₂	14667-55-1	122.167			87 ³⁵			
10609	1,3,5-Trimethyl-1H-pyrazole		C ₆ H ₁₀ N ₂	1072-91-9	110.156		37	170	0.9269 ⁴⁰	1.4589 ⁵⁷	
10610	2,3,6-Trimethylpyridine	2,3,6-Collidine	C ₈ H ₁₁ N	1462-84-6	121.180			170(15)	0.9220 ²⁵	1.5053 ²⁰	s H ₂ O, EtOH, eth, ace, bz
10611	2,4,6-Trimethylpyridine	2,4,6-Collidine	C ₈ H ₁₁ N	108-75-8	121.180	liq	-44.3(0.3)	170(1)	0.9166 ²²	1.4959 ²⁵	s H ₂ O, EtOH, eth, ace, ctc
10612	1,2,5-Trimethyl-1H-pyrrole		C ₇ H ₁₁ N	930-87-0	109.169			168(11)	0.807 ²⁵	1.4969 ²⁰	
10613	N,N,2-Trimethyl-6-quinolinamine		C ₁₂ H ₁₄ N ₂	92-99-9	186.252	ye pr (HOAc, AcOEt)	101	319			s ctc, CS ₂
10614	Trimethylsilane		C ₃ H ₁₀ Si	993-07-7	74.197	col gas	-135.9	6.7			
10615	1-(Trimethylsilyl)-1H-imidazole		C ₆ H ₁₂ N ₂ Si	18156-74-6	140.258						s chl
10616	3-(Trimethylsilyl)-1-propanol		C ₆ H ₁₆ OSi	2917-47-7	132.276			141	0.822 ²⁵	1.4298 ²⁰	
10617	Trimethylstibine		C ₃ H ₉ Sb	594-10-5	166.863	liq	-62	80.6	1.523 ¹⁵	1.42 ¹⁵	i H ₂ O; s EtOH, eth, CS ₂
10618	Trimethylsulfonium iodide		C ₃ H ₉ S	2181-42-2	204.072	cry (eth)	211 dec				
10619	Trimethylthiourea		C ₄ H ₁₀ N ₂ S	2489-77-2	118.200	pr (bz-lig)	87.5				vs bz, EtOH, chl
10620	2,4,6-Trimethyl-2,4,6-triphenylcyclotrisiloxane		C ₂₁ H ₂₄ O ₃ Si ₃	546-45-2	408.671		100	190 ^{1.5}	1.1062 ²⁰	1.5397 ²⁰	
10621	Trimethylurea		C ₄ H ₁₀ N ₂ O	632-14-4	102.134	pr (eth)	74.0(0.2)	232.5	1.1900 ²⁰		s H ₂ O, EtOH; sl eth, bz
10622	Trinitroacetonitrile		C ₂ N ₄ O ₆	630-72-8	176.044	wax	45(1)	exp			vs eth
10623	2,4,6-Trinitroaniline		C ₆ H ₄ N ₆ O ₆	489-98-5	228.119	dk ye pr (HOAc)	190(1)	exp	1.762 ¹⁰		i H ₂ O; sl EtOH, eth; s ace, bz, AcOEt
10624	1,3,5-Trinitrobenzene	sym-Trinitrobenzene	C ₆ H ₃ N ₃ O ₆	99-35-4	213.104	orth pl (bz) lf (w)	121.3(0.4)	315	1.4775 ¹⁵²		sl H ₂ O, EtOH, eth; vs ace; s bz, py
10625	2,4,6-Trinitro-1,3-benzenediol	Styphnic acid	C ₆ H ₃ N ₃ O ₈	82-71-3	245.103	hex ye cry (dil al)	178(1)	sub			vs eth, EtOH
10626	2,4,6-Trinitrobenzoic acid		C ₇ H ₃ N ₃ O ₈	129-66-8	257.114	orth (w)	229(2)				sl H ₂ O, bz; vs EtOH; s eth, ace
10627	2,4,7-Trinitro-9H-fluoren-9-one	2,4,7-Trinitrofluorenone	C ₁₃ H ₅ N ₃ O ₇	129-79-3	315.195	pa ye nd (bz, HOAc)	175.8(0.5)				sl H ₂ O; vs ace, bz, chl
10628	Trinitrofluoromethane	Fluorotrinitromethane	CFN ₃ O ₆	1840-42-2	169.025			86.3	1.59 ²⁰		

 10584 2,4,4-Trimethyl-2-pentanethiol	 10585 2,4,4-Trimethyl-2-pentanol	 10586 2,2,4-Trimethyl-3-pentanol	 10587 2,2,4-Trimethyl-3-pentanone	 10588 2,3,3-Trimethyl-1-pentene	 10589 2,4,4-Trimethyl-1-pentene	 10590 2,3,4-Trimethyl-2-pentene	
 10591 2,4,4-Trimethyl-2-pentene	 10592 2,3,4-Trimethylphenol	 10593 2,3,5-Trimethylphenol	 10594 2,3,6-Trimethylphenol	 10595 2,4,5-Trimethylphenol	 10596 2,4,6-Trimethylphenol	 10597 3,4,5-Trimethylphenol	 10598 Trimethylphenoxy silane
 10599 Trimethylphenylammonium chloride	 10600 1-(2,4,6-Trimethylphenyl)ethanone	 10601 1,1,1-Trimethyl- <i>N</i> -phenylsilanamine	 10602 Trimethylphenylsilane	 10603 Trimethyl phosphate	 10604 Trimethylphosphine	 10605 Trimethyl phosphite	
 10606 1,2,4-Trimethylpiperazine	 10607 2,2,4-Trimethylpiperidine	 10608 Trimethylpyrazine	 10609 1,3,5-Trimethyl- <i>1H</i> -pyrazole	 10610 2,3,6-Trimethylpyridine	 10611 2,4,6-Trimethylpyridine	 10612 1,2,5-Trimethyl- <i>1H</i> -pyrrole	 10613 <i>N,N</i> ,2-Trimethyl-6-quinolinamine
 10614 Trimethylsilane	 10615 1-(Trimethylsilyl)- <i>1H</i> -imidazole	 10616 3-(Trimethylsilyl)-1-propanol	 10617 Trimethylstibine	 10618 Trimethylsulfonium iodide	 10619 Trimethylthiourea	 10620 2,4,6-Trimethyl-2,4,6-triphenylcyclotrisiloxane	 10621 Trimethylurea
 10622 Trinitroacetonitrile	 10623 2,4,6-Trinitroaniline	 10624 1,3,5-Trinitrobenzene	 10625 2,4,6-Trinitro-1,3-benzenediol	 10626 2,4,6-Trinitrobenzoic acid	 10627 2,4,7-Trinitro-9 <i>H</i> -fluoren-9-one	 10628 Trinitrofluoromethane	

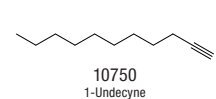
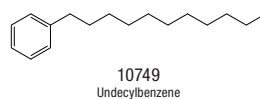
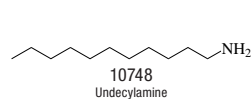
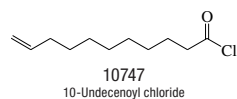
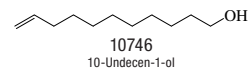
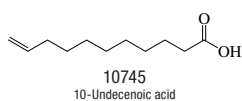
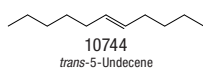
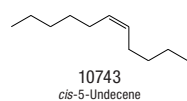
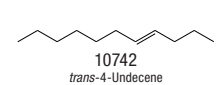
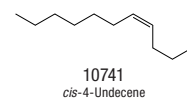
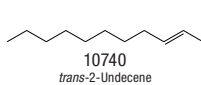
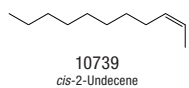
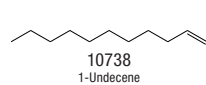
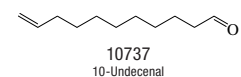
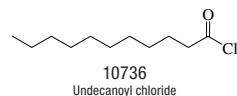
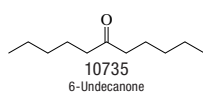
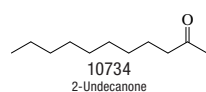
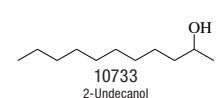
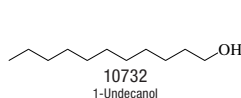
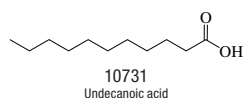
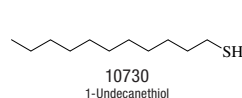
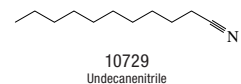
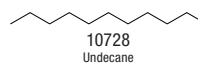
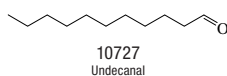
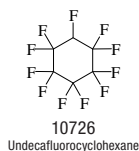
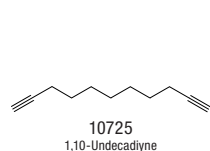
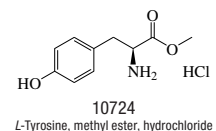
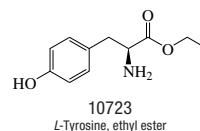
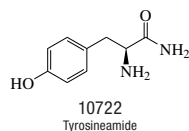
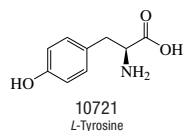
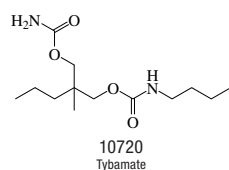
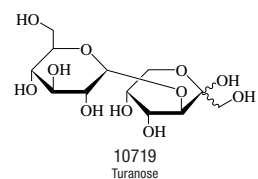
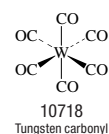
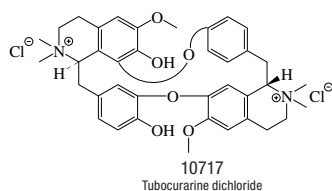
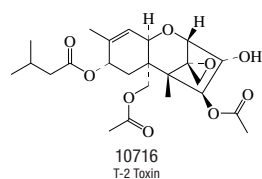
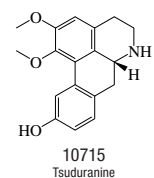
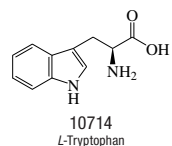
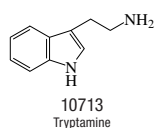
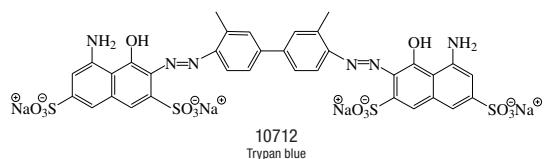
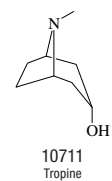
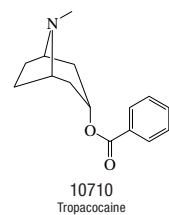
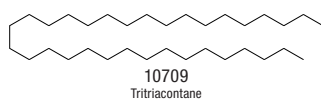
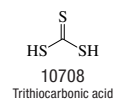
No.	Name	Synonym	Mol. Form.	CAS RN	Mol. Wt.	Physical Form	mp/°C	bp/°C	den g cm ⁻³	n _D	Solubility
10629	Trinitroglycerol	Nitroglycerin	C ₃ H ₅ N ₃ O ₉	55-63-0	227.087	pa ye tcl or orth	12.8(0.2)	218 exp	1.5931 ²⁰	1.4786 ¹²	sl H ₂ O; s EtOH, bz; msc eth; vs ace, chl
10630	Trinitromethane		CHN ₃ O ₆	517-25-9	151.035		26(1)	exp	1.479 ²⁰	1.4451 ²⁴	vs ace, EtOH
10631	2,4,6-Trinitrophenol	Picric acid	C ₆ H ₃ N ₃ O ₇	88-89-1	229.104	ye lf (w), pr (eth) pl (al)	121(2)	exp		1.763	sl H ₂ O; s EtOH, eth, bz, chl; vs ace
10632	2,4,6-Trinitrophenol, sodium salt	Sodium picrate	C ₆ H ₃ N ₃ NaO ₇	3324-58-1	251.086	nd (w)	270.4				
10633	2,4,6-Trinitrotoluene	2-Methyl-1,3,5-trinitrobenzene	C ₇ H ₅ N ₃ O ₆	118-96-7	227.131	orth (al)	80.9(0.8)	350(8)	1.654 ²⁵		i H ₂ O; sl EtOH; s eth; vs ace, bz
10634	2,4,6-Trinitro- <i>N</i> -(2,4,6-trinitrophenyl)aniline	Dipicrylamine	C ₁₂ H ₅ N ₇ O ₁₂	131-73-7	439.208	pa ye pr(HOAc)	251.1(0.5)				i H ₂ O, EtOH, bz, ctc; sl eth, ace; vs py
10635	Trioctylaluminum		C ₂₄ H ₅₁ Al	1070-00-4	366.644	hyg visc liq	-62		0.701		
10636	Trioctylamine	<i>N,N</i> -Dioctyl-1-octanamine	C ₂₄ H ₅₁ N	1116-76-3	353.669	liq	-34.5(0.3)	379(4)	0.8110 ²⁰	1.4510 ¹⁹	
10637	Trioctylphosphine oxide	TOPO	C ₂₄ H ₅₁ OP	78-50-2	386.635		53.5(0.5)	201 ²			
10638	1,3,5-Trioxane	Formaldehyde, trimer	C ₃ H ₆ O ₃	110-88-3	90.078	orth nd (eth)	60(2)	116(3)	1.17 ⁶⁵		vs H ₂ O; s EtOH, eth, bz, CS ₂ ; i peth
10639	1,3,5-Trioxane-2,4,6-trimine	Cyamelide	C ₃ H ₃ N ₃ O ₃	462-02-2	129.074	amor pow	dec	dec	1.127 ¹⁵		vs eth, EtOH
10640	4,7,10-Trioxatridecane-1,13-diamine	Diethyleneglycol diaminopropyl ether	C ₁₀ H ₂₄ N ₂ O ₃	4246-51-9	220.309	liq		147 ⁴	1.005	1.4640 ²⁰	
10641	3,7,12-Trioxocholan-24-oic acid, (5β)	Dehydrocholic acid	C ₂₄ H ₃₄ O ₅	81-23-2	402.524		237				i H ₂ O, eth; sl EtOH, bz; s ace, AcOEt
10642	Triptentylamine	<i>N,N</i> -Dipentyl-1-pentanamine	C ₁₅ H ₃₃ N	621-77-2	227.430			242.5	0.7907 ²⁰	1.4366 ²⁰	i H ₂ O; s EtOH, eth, acid
10643	Triphenylamine	<i>N,N</i> -Diphenylbenzenamine	C ₁₈ H ₁₅ N	603-34-9	245.319	mcl (MeOH, bz)	126.5(1)	362(10)	1.18 ²⁵		i H ₂ O; sl EtOH; s eth, bz, MeOH
10644	Triphenylarsine		C ₁₈ H ₁₅ As	603-32-7	306.234		60(2)	360	1.2634 ¹⁸	1.6888 ²¹	i H ₂ O; sl EtOH; vs eth, bz; s chl
10645	Triphenylarsine oxide		C ₁₈ H ₁₅ AsO	1153-05-5	322.233		192	324.0			
10646	Triphenylbismuthine		C ₁₈ H ₁₅ Bi	603-33-8	440.292		78(2)	242 ¹⁴	1.715 ⁷⁵	1.7040 ⁷⁵	sl EtOH, chl; s eth, ace, bz, CS ₂
10647	Triphenylborane		C ₁₈ H ₁₅ B	960-71-4	242.123	wh cry	142				i H ₂ O; sl eth; s bz, lig
10648	Triphenylene	Benzo[<i>f</i>]phenanthrene	C ₁₈ H ₁₂	217-59-4	228.288	nd (al, chl, bz)	197.82(0.04)	425			i H ₂ O; s EtOH, HOAc; vs bz, chl
10649	1,1,2-Triphenylethane		C ₂₀ H ₁₈	1520-42-9	258.357	mcl lf (dil al), nd (al)	54.5(0.8)				i H ₂ O; vs EtOH, eth, bz; sl MeOH
10650	1,1,2-Triphenylethene		C ₂₀ H ₁₆	58-72-0	256.341	lf (al)	67.80(0.04)	220 ¹⁴	1.0373 ⁷⁸	1.6292 ⁷⁸	i H ₂ O; s EtOH, chl, MeOH; vs eth
10651	<i>N,N',N''</i> -Triphenylguanidine		C ₁₉ H ₁₇ N ₃	101-01-9	287.358	nd or pr (al)	146.5	dec	1.163 ²⁰		sl H ₂ O; s EtOH
10652	2,4,5-Triphenyl-1 <i>H</i> -imidazole		C ₂₁ H ₁₆ N ₂	484-47-9	296.365	nd (al)	275(2)	sub			i H ₂ O; s EtOH, eth
10653	Triphenylmethane		C ₁₉ H ₁₆	519-73-3	244.330	orth (al)	92.0(0.7)	359	1.014 ⁹⁹	1.5839 ⁹⁹	i H ₂ O; sl EtOH; vs eth, py, chl; s bz
10654	Triphenylmethanol		C ₁₉ H ₁₆ O	76-84-6	260.329	pl (al), trg (bz)	162.3(0.4)	380	1.199 ⁹		i H ₂ O, peth; vs EtOH, eth; s ace, bz
10655	Triphenyl phosphate		C ₁₈ H ₁₅ O ₄ P	115-86-6	326.283	cry (lig), pr (al), nd (eth)	49.39(0.04)	245 ¹¹	1.2055 ⁵⁰		i H ₂ O; s EtOH; vs eth, bz, ctc, chl
10656	Triphenylphosphine		C ₁₈ H ₁₅ P	603-35-0	262.286		80(2)	188 ¹	1.0749 ⁸⁰	1.6358 ⁸⁰	i H ₂ O; s EtOH, bz, chl; vs eth
10657	Triphenylphosphine oxide		C ₁₈ H ₁₅ OP	791-28-6	278.285	pr	158(3)	>360	1.2124 ²³		sl H ₂ O, eth, chl; vs EtOH, bz
10658	Triphenyl phosphite		C ₁₈ H ₁₅ O ₃ P	101-02-0	310.284		22(2)	360	1.1842 ²⁰	1.5900 ²⁰	i H ₂ O; vs EtOH
10659	Triphenylsilane		C ₁₈ H ₁₆ Si	789-25-3	260.406						s ctc, CS ₂
10660	Triphenylsilanol		C ₁₈ H ₁₆ OSi	791-31-1	276.405		154.8		1.1777 ²⁰		s ctc, CS ₂
10661	Triphenylstibine		C ₁₈ H ₁₅ Sb	603-36-1	353.072	pr (peth)	55(3)	>360	1.4343 ²⁵	1.6948 ⁴²	i H ₂ O; s EtOH; vs eth, ace, bz, chl
10662	Triphenyltetrazolium chloride		C ₁₈ H ₁₅ ClN ₄	298-96-4	334.802	nd (al, chl)	243	dec			s H ₂ O, EtOH, ace, chl; i eth
10663	Triphenyltin hydroxide	Stannane, hydroxytriphenyl-	C ₁₈ H ₁₅ OSn	76-87-9	367.029		117.7(0.5)		1.54 ²⁰		
10664	2,4,6-Triphenyl-1,3,5-triazine		C ₂₁ H ₁₃ N ₃	493-77-6	309.364		257				



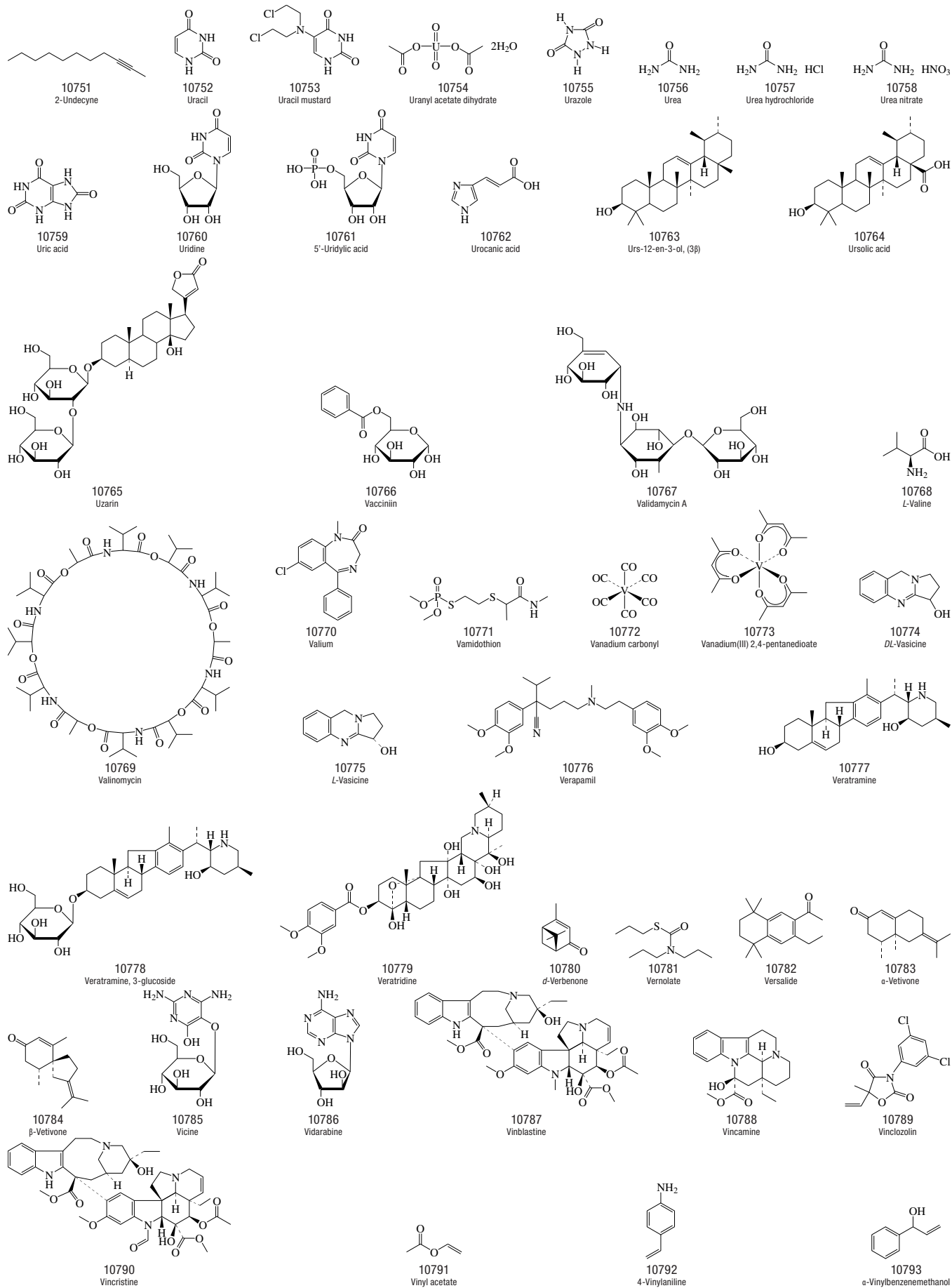
No.	Name	Synonym	Mol. Form.	CAS RN	Mol. Wt.	Physical Form	mp/°C	bp/°C	den g cm ⁻³	n _D	Solubility
10665	Tripotassium citrate	Potassium citrate	C ₆ H ₅ K ₃ O ₇	866-84-2	306.395	wh cry (w)	275 dec				vs H ₂ O; i EtOH
10666	Triprolidine		C ₁₈ H ₂₂ N ₂	486-12-4	278.391	cry (peth)	60				
10667	Tri-2-propenoyl-2-ethyl-2-(hydroxymethyl)-1,3-propanediol	Trimethylolpropane triacrylate	C ₁₅ H ₂₀ O ₆	15625-89-5	296.316					1.4735 ²⁰	
10668	Tripropylamine	<i>N,N</i> -Dipropyl-1-propanamine	C ₉ H ₂₁ N	102-69-2	143.270	liq	-100.5(0.5)	153(2)	0.7558 ²⁰	1.4181 ²⁰	vs eth, EtOH
10669	Tripropylborane		C ₉ H ₂₁ B	1116-61-6	140.074	liq	-56	159	0.7204 ²⁵	1.4135 ²²	
10670	Tripropyl borate	Boric acid, tripropyl ester	C ₉ H ₂₁ BO ₃	688-71-1	188.072			178.7(0.4)	0.8576 ²⁰	1.3948 ²⁰	vs EtOH; msc eth; s PrOH
10671	Tripropylene glycol	[(1-Methyl-1,2-ethanediyl)-bis(oxy)]bispropanol	C ₉ H ₂₀ O ₄	24800-44-0	192.253	liq		262(4)	1.02 ²⁰	1.4440 ²⁰	
10672	Tripropylene glycol diacrylate		C ₁₅ H ₂₄ O ₆	42978-66-5	300.348						
10673	Tripropylene glycol monomethyl ether	1-[2-(2-Methoxy-1-methylethoxy)-1-methylethoxy]-2-propanol	C ₁₀ H ₂₂ O ₄	20324-33-8	206.280			241.3			
10674	Tripropyl phosphate		C ₉ H ₂₁ O ₄ P	513-08-6	224.234			252	1.0121 ²⁰	1.4165 ²⁰	sl H ₂ O, chl; s EtOH, eth, tol, CS ₂
10675	Tripropyl phosphite	Tripropoxyphosphine	C ₉ H ₂₁ O ₃ P	923-99-9	208.235			206.5	0.9417 ²⁰	1.4282 ²⁰	vs eth, EtOH
10676	Tripropylsilane		C ₉ H ₂₂ Si	998-29-8	158.357			172	0.7723 ⁰	1.4280 ²⁰	i H ₂ O
10677	Tris(4-aminophenyl)methanol	C.I. Basic Red 9	C ₁₉ H ₁₉ N ₃ O	467-62-9	305.373	purp cry	205				
10678	2,4,6-Tris(1-aziridinyl)-1,3,5-triazine	Triethylenemelamine	C ₉ H ₁₂ N ₆	51-18-3	204.231	cry pow	139 dec				s H ₂ O
10679	Tris(2-butoxyethyl) phosphate		C ₁₈ H ₃₈ O ₇ P	78-51-3	398.473	liq		255 ¹⁰	1.02 ²⁵		i H ₂ O
10680	Tris(2-chloroethyl) phosphate		C ₆ H ₁₂ Cl ₃ O ₄ P	115-96-8	285.489			330	1.39 ²⁵	1.4721 ²⁰	s ctc
10681	Tris(2-chloroethyl) phosphite		C ₆ H ₁₂ Cl ₃ O ₃ P	140-08-9	269.490			120 ³	1.3443 ²⁶	1.4868 ²⁰	
10682	Tris(1,3-dichloro-2-propyl) phosphate	Fyrol FR-2	C ₉ H ₁₅ Cl ₆ O ₄ P	13674-87-8	430.904	visc liq		236 ⁵		1.5022 ²⁰	i H ₂ O
10683	Tris(4-dimethylaminophenyl)-methane	Paraleucaniline	C ₂₅ H ₃₁ N ₃	603-48-5	373.534	lf (al), nd (bz)	176.5				vs bz, eth, chl
10684	Tris(2,4-dimethylphenyl) phosphate	2,4-Xylenol, phosphate (3:1)	C ₂₄ H ₂₇ O ₄ P	3862-12-2	410.442			233.5	1.142 ²⁸	1.5550 ²⁰	i H ₂ O; s bz, chl, hx
10685	Tris(2,5-dimethylphenyl) phosphate	2,5-Xylenol, phosphate (3:1)	C ₂₄ H ₂₇ O ₄ P	19074-59-0	410.442		79.8	262 ⁸	1.197 ²⁵		i H ₂ O; sl EtOH, hx; s eth, bz, ctc
10686	Tris(2,6-dimethylphenyl) phosphate	2,6-Xylenol, phosphate (3:1)	C ₂₄ H ₂₇ O ₄ P	121-06-2	410.442	wax	137.8	263 ⁸			i H ₂ O; sl EtOH, hx; s bz
10687	Tris(3,5-dimethylphenyl) phosphate		C ₂₄ H ₂₇ O ₄ P	25653-16-1	410.442		46.2	290 ¹⁰			i H ₂ O; sl EtOH, chl, hx; s HOAc
10688	Tris(2-ethylhexyl) phosphate		C ₂₄ H ₅₁ O ₄ P	78-42-2	434.633	liq		215 ⁵	0.99 ²⁰		
10689	Tris(ethylthio)methane	Triethyl orthothioformate	C ₇ H ₁₆ S ₃	6267-24-9	196.397			235 dec	1.053 ²⁰	1.5410 ¹⁵	vs eth, EtOH
10690	1,3,5-Tris(2-hydroxyethyl)-isocyanuric acid		C ₉ H ₁₅ N ₃ O ₆	839-90-7	261.231	cry	136				
10691	1,1,1-Tris(hydroxymethyl)-ethane trinitrate	2-Methyl-2-[(nitroxy)methyl]-1,3-propanediol, dinitrate	C ₅ H ₉ N ₃ O ₉	3032-55-1	255.140			83 ^{0.05}			
10692	<i>N,N',N''</i> -Tris(hydroxymethyl)-melamine	Trimethylolmelamine	C ₆ H ₁₂ N ₆ O ₃	1017-56-7	216.197	cry	148				
10693	Tris(hydroxymethyl)-methylamine	2-Amino-2-(hydroxymethyl)-1,3-propanediol	C ₄ H ₁₁ NO ₃	77-86-1	121.135			170.5(0.2)	219 ¹⁰		vs H ₂ O; s MeOH
10694	Tris(methoxyethoxy)vinylsilane		C ₁₁ H ₂₄ O ₆ Si	1067-53-4	280.391						s ctc
10695	Tris(4-methoxyphenyl)-chloroethene	Chlorotrianisene	C ₂₃ H ₂₁ ClO ₃	569-57-3	380.864			115			
10696	Tris(2-methylphenyl)phosphine		C ₂₁ H ₂₁ P	6163-58-2	304.366			127.0			
10697	Tris(3-methylphenyl)phosphine		C ₂₁ H ₂₁ P	6224-63-1	304.366			101.0			
10698	Tris(4-methylphenyl)phosphine		C ₂₁ H ₂₁ P	1038-95-5	304.366			147.0			
10699	Tris(2-methyl-2-propenyl)-2-ethyl-2-hydroxymethyl-1,3-propanediol	1,1,1-Trimethylolpropane trimethacrylate	C ₁₈ H ₂₆ O ₆	3290-92-4	338.395					1.470 ²⁵	
10700	Trisodium citrate	Sodium citrate	C ₆ H ₅ Na ₃ O ₇	68-04-2	258.069	wh cry (w)	300				vs H ₂ O; i EtOH
10701	Trisodium <i>N</i> -hydroxyethylethylenediaminetriacetate	Versen-OI	C ₁₀ H ₁₅ N ₂ Na ₃ O ₇	139-89-9	344.204			288 (hyd)			
10702	Tris(perfluorobutyl)amine	Trinonafluorobutylamine	C ₁₂ F ₂₇ N	311-89-7	671.092			178(2)	1.884 ²⁵	1.291 ²⁵	s ace
10703	2,4,6-Tris(2-pyridinyl)-1,3,5-triazine	2,4,6-Tripirydil- <i>s</i> -triazine	C ₁₈ H ₁₂ N ₆	3682-35-7	312.328			210			
10704	Tris(<i>o</i> -tolyl) phosphite		C ₂₁ H ₂₁ O ₃ P	2622-08-4	352.364			238 ¹¹	1.1423 ²⁰	1.5740 ²⁸	s eth; sl chl
10705	Tris(<i>p</i> -tolyl) phosphite		C ₂₁ H ₂₁ O ₃ P	620-42-8	352.364	pa ye	52	252 ¹⁰	1.1280 ²⁵	1.5703 ²⁸	vs eth
10706	Tris(triphenylphosphine)-rhodium carbonyl hydride	Carbonylhydrotris(triphenylphosphine)rhodium	C ₅₅ H ₄₆ OP ₃ Rh	17185-29-4	918.781	ye cry	121		1.33		sl bz, chl
10707	1,3,5-Trithiane		C ₃ H ₆ S ₃	291-21-4	138.275	hex (bz), pr (w) nd (al)	215(8)	sub	1.6374 ²⁴		sl H ₂ O, EtOH, eth; s bz



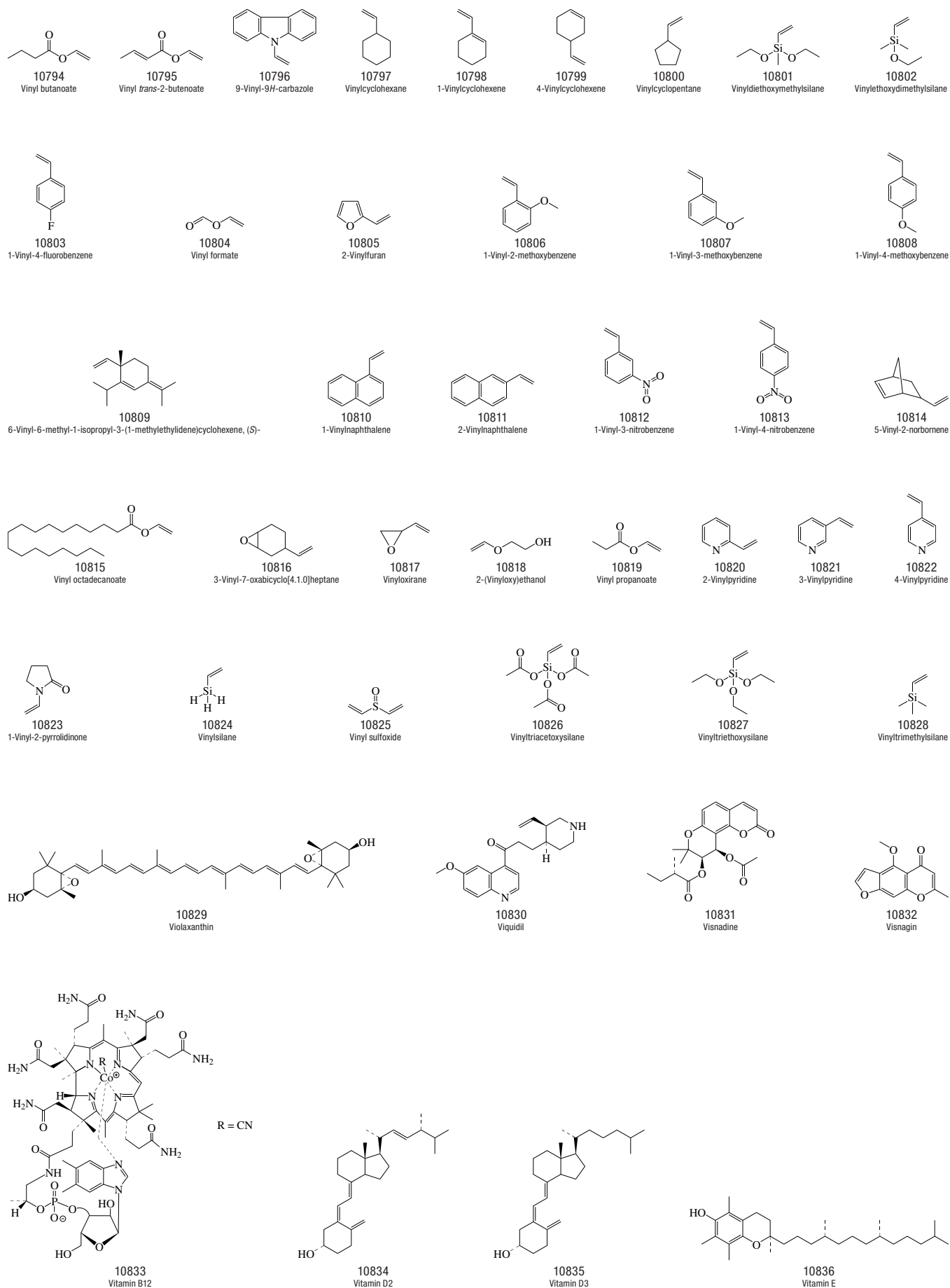
No.	Name	Synonym	Mol. Form.	CAS RN	Mol. Wt.	Physical Form	mp/°C	bp/°C	den g cm ⁻³	n _D	Solubility
10708	Trithiocarbonic acid		CH ₂ S ₃	594-08-1	110.222	red oil	-26.8(0.5)	57.8	1.476 ²⁵	1.8225 ²⁰	dec H ₂ O, EtOH; vs tol, chl
10709	Tritriacontane		C ₃₃ H ₆₈	630-05-7	464.893		71.2(0.9)				
10710	Tropacocaine		C ₁₅ H ₁₉ NO ₂	537-26-8	245.318	pl or tab	49	dec	1.0426 ¹⁰⁰	1.5080 ¹⁰⁰	vs bz, eth, EtOH, peth
10711	Tropine	8-Methyl-8-azabicyclo[3.2.1]- octan-3-ol, <i>endo</i>	C ₈ H ₁₅ NO	120-29-6	141.211	hyg pl (eth)	63(2)	233	1.016 ¹⁰⁰	1.4811 ¹⁰⁰	vs H ₂ O, eth, EtOH
10712	Trypan blue		C ₃₄ H ₂₄ N ₆ Na ₄ O ₁₄ S ₄	72-57-1	960.806	dk bl cry	300				s H ₂ O, acid; i EtOH
10713	Tryptamine		C ₁₀ H ₁₂ N ₂	61-54-1	160.215	nd (al-bz, lig)	118	137 ^{0.15}			i H ₂ O, eth, bz, chl; s EtOH, ace
10714	L-Tryptophan	α-Aminoindole-3-propionic acid, (<i>l</i>)	C ₁₁ H ₁₂ N ₂ O ₂	73-22-3	204.225	lf or pl (dil al)	289 dec				sl H ₂ O, HOAc; s EtOH; i eth, chl
10715	Tsuduranine		C ₁₈ H ₁₉ NO ₃	517-97-5	297.349	nd (eth)	204				vs ace, eth, EtOH
10716	T-2 Toxin	Mycotoxin T2	C ₂₄ H ₃₄ O ₉	21259-20-1	466.522	nd	151				sl H ₂ O, peth; s EtOH, chl, DMSO
10717	Tubocurarine dichloride		C ₃₇ H ₄₂ Cl ₂ N ₂ O ₆	57-94-3	681.644	hyg cry	275 dec				s MeOH; i py, bz, ace, eth
10718	Tungsten carbonyl	Tungsten hexacarbonyl	C ₆ O ₆ W	14040-11-0	351.90	wh cry	dec 170	sub	2.65		i H ₂ O; s os
10719	Turanose		C ₁₂ H ₂₂ O ₁₁	547-25-1	342.296	pr (w-al, MeOH)	168				vs H ₂ O; s EtOH, MeOH
10720	Tybamate		C ₁₃ H ₂₆ N ₂ O ₄	4268-36-4	274.356	cry	50	151 ^{0.06}			
10721	L-Tyrosine	4-Hydroxy-L-phenylalanine	C ₉ H ₁₁ NO ₃	60-18-4	181.188	nd (w)	343 dec	sub			sl H ₂ O, HOAc; i EtOH, eth
10722	Tyrosineamide		C ₉ H ₁₂ N ₂ O ₂	4985-46-0	180.203	pl or pl (al)	153.5				vs H ₂ O, EtOH
10723	L-Tyrosine, ethyl ester		C ₁₁ H ₁₃ NO ₃	949-67-7	209.242	pr (AcOEt)	108.5				vs bz, EtOH, AcOEt
10724	L-Tyrosine, methyl ester, hydrochloride		C ₁₀ H ₁₄ ClNO ₃	3417-91-2	231.676		191.0				s H ₂ O
10725	1,10-Undecadiyne		C ₁₁ H ₁₆	4117-15-1	148.245		-17(3)	83 ¹²	0.8182 ²¹	1.453 ²¹	vs ace, bz
10726	Undecafluorocyclohexane		C ₆ HF ₁₁	308-24-7	282.054			62.0			
10727	Undecanal		C ₁₁ H ₂₂ O	112-44-7	170.292		-4(3)	117 ¹⁸	0.8251 ²³	1.4520 ²⁰	i H ₂ O; s EtOH, eth
10728	Undecane	Hendecane	C ₁₁ H ₂₄	1120-21-4	156.309	liq	-25.54(0.05)	195.9(0.3)	0.7402 ²⁰	1.4164 ²⁰	i H ₂ O; msc EtOH, eth
10729	Undecanenitrile	Decyl cyanide	C ₁₁ H ₂₁ N	2244-07-7	167.292			265(6)	0.8254 ³⁰	1.4293 ³⁰	i H ₂ O; s EtOH, eth, ctc
10730	1-Undecanethiol	Undecyl mercaptan	C ₁₁ H ₂₄ S	5332-52-5	188.374	liq	-1.5	257.4	0.8448 ²⁰	1.4585 ²⁰	
10731	Undecanoic acid		C ₁₁ H ₂₂ O ₂	112-37-8	186.292	cry (ace)	28.47(0.04)	280	0.8907 ²⁰	1.4294 ⁴⁵	i H ₂ O; vs EtOH, ace; s eth; msc bz
10732	1-Undecanol	Undecyl alcohol	C ₁₁ H ₂₄ O	112-42-5	172.308		16.6(0.2)	246(2)	0.8298 ²⁰	1.4392 ²⁰	i H ₂ O; s EtOH; vs eth
10733	2-Undecanol	<i>sec</i> -Undecyl alcohol	C ₁₁ H ₂₄ O	1653-30-1	172.308	col liq	0	231(7)	0.8234 ²⁵	1.4352 ²⁵	
10734	2-Undecanone	Methyl nonyl ketone	C ₁₁ H ₂₂ O	112-12-9	170.292		16(6)	233.1(0.3)	0.8250 ²⁰	1.4291 ²⁰	i H ₂ O; s EtOH, eth, ace, bz, chl
10735	6-Undecanone	Butyl hexyl ketone	C ₁₁ H ₂₂ O	927-49-1	170.292		14(1)	227.4(0.5)	0.8308 ²⁰	1.4270 ²⁰	i H ₂ O; vs EtOH, eth
10736	Undecanoyl chloride		C ₁₁ H ₂₁ ClO	17746-05-3	204.737						sl ctc
10737	10-Undecenal		C ₁₁ H ₂₀ O	112-45-8	168.276						sl ctc
10738	1-Undecene		C ₁₁ H ₂₂	821-95-4	154.293	liq	-49.12(0.04)	192.7(0.5)	0.7503 ²⁰	1.4261 ²⁰	i H ₂ O; s eth, chl, lig
10739	<i>cis</i> -2-Undecene		C ₁₁ H ₂₂	821-96-5	154.293	liq	-66.5	196.1	0.7576 ²⁰		
10740	<i>trans</i> -2-Undecene		C ₁₁ H ₂₂	693-61-8	154.293	liq	-48.3	192.5	0.7528 ²⁰	1.4292 ²⁰	
10741	<i>cis</i> -4-Undecene		C ₁₁ H ₂₂	821-98-7	154.293	liq	-97	192.6	0.7541 ²⁰	1.4302 ²⁰	
10742	<i>trans</i> -4-Undecene		C ₁₁ H ₂₂	693-62-9	154.293	liq	-63.7	193	0.7508 ²⁰	1.4285 ²⁰	
10743	<i>cis</i> -5-Undecene		C ₁₁ H ₂₂	764-96-5	154.293	liq	-106.5	192.3	0.7537 ²⁰	1.4302 ²⁰	
10744	<i>trans</i> -5-Undecene		C ₁₁ H ₂₂	764-97-6	154.293	liq	-61.1	192	0.7497 ²⁰	1.4285 ²⁰	vs eth, chl, lig
10745	10-Undecenoic acid	Undecylenic acid	C ₁₁ H ₂₀ O ₂	112-38-9	184.276	cry	24.4(0.3)	275	0.9072 ²⁴	1.4486 ²⁴	i H ₂ O; s EtOH, eth; sl ctc
10746	10-Undecen-1-ol		C ₁₁ H ₂₂ O	112-43-6	170.292	liq	-1.0	250	0.8495 ¹⁵	1.4500 ²⁰	i H ₂ O; s EtOH, eth; sl ctc
10747	10-Undecenoyl chloride		C ₁₁ H ₁₉ ClO	38460-95-6	202.721			127 ¹³	0.944 ²⁰	1.454 ²⁰	
10748	Undecylamine	1-Undecanamine	C ₁₁ H ₂₅ N	7307-55-3	171.324	cry (eth, al)	15.1(0.7)	229(3)	0.7979 ²⁰	1.4398 ²⁰	s H ₂ O, EtOH; i eth; sl ctc
10749	Undecylbenzene		C ₁₇ H ₂₈	6742-54-7	232.404	liq	-16.2(0.4)	312(3)	0.8553 ²⁰	1.4828 ²⁰	
10750	1-Undecyne		C ₁₁ H ₂₀	2243-98-3	152.277	liq	-25	196	0.7728 ²⁰	1.4306 ²⁰	vs ace, bz, eth, EtOH



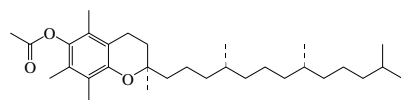
No.	Name	Synonym	Mol. Form.	CAS RN	Mol. Wt.	Physical Form	mp/°C	bp/°C	den g cm ⁻³	n _D	Solubility
10751	2-Undecyne		C ₁₁ H ₂₀	60212-29-5	152.277	liq	-30.1	206(4)	0.7827 ²⁰	1.4391 ²⁰	
10752	Uracil		C ₄ H ₄ N ₂ O ₂	66-22-8	112.087	nd (w)	339(1)				sl H ₂ O; vs EtOH, eth; s dil NH ₃
10753	Uracil mustard		C ₈ H ₁₁ Cl ₂ N ₃ O ₂	66-75-1	252.098		206 dec				sl H ₂ O
10754	Uranyl acetate dihydrate		C ₄ H ₁₀ O ₈ U	6159-44-0	424.146	ye cry (HOAc)	80 dec		2.89		sl EtOH
10755	Urazole		C ₂ H ₃ N ₃ O ₂	3232-84-6	101.064	lf (w)	249 dec				
10756	Urea	Carbamide	CH ₄ N ₂ O	57-13-6	60.055	tetr pr (al)	132.4(0.5)	dec	1.3230 ²⁰	1.484	vs H ₂ O, EtOH; i eth, bz; s HOAc, py
10757	Urea hydrochloride		CH ₅ ClN ₂ O	506-89-8	96.516		145 dec				s H ₂ O
10758	Urea nitrate		CH ₅ N ₃ O ₄	124-47-0	123.069	mcl lf (w)	160(1)		1.690 ²⁰		vs EtOH
10759	Uric acid		C ₅ H ₄ N ₄ O ₃	69-93-2	168.111	orth pr or pl	dec	dec	1.89 ²⁵		i H ₂ O, EtOH, eth; s alk, glycerol; sl acid
10760	Uridine	1-β- <i>D</i> -Ribofuranosyluracil	C ₉ H ₁₂ N ₂ O ₆	58-96-8	244.200	nd (aq al)	165				s H ₂ O, EtOH, py
10761	5'-Uridylic acid	Uridine 5'-phosphoric acid	C ₉ H ₁₃ N ₂ O ₉ P	58-97-9	324.180	pr (MeOH)	202 dec				vs H ₂ O; s MeOH
10762	Urocanic acid	Imidazole-4-acrylic acid	C ₆ H ₆ N ₂ O ₂	104-98-3	138.124		227				s H ₂ O, ace; i EtOH, eth
10763	Urs-12-en-3-ol, (3β)	α-Amyrin	C ₃₀ H ₅₀ O	638-95-9	426.717	nd (al)	186	243 ^{0.5}			s EtOH, eth, bz, chl, HOAc; sl peth
10764	Ursolic acid		C ₃₀ H ₄₈ O ₃	77-52-1	456.700	pl (al)	284				vs ace, eth, chl
10765	Uzarin		C ₃₈ H ₅₄ O ₁₄	20231-81-6	698.796	pr	269				
10766	Vacciniin	<i>D</i> -Glucose, 6-benzoate	C ₁₃ H ₁₆ O ₇	14200-76-1	284.262	amor (aq ace, +1w)	122				vs H ₂ O, ace, EtOH, eth
10767	Validamycin A		C ₂₀ H ₂₅ NO ₁₃	37248-47-8	497.491	amorp pow	95 dec				
10768	<i>L</i> -Valine	2-Aminoisovaleric acid	C ₆ H ₁₁ NO ₂	72-18-4	117.147	lf (w-al)	315	sub	1.23 ²⁵		s H ₂ O
10769	Valinomycin		C ₅₄ H ₉₀ N ₂ O ₁₈	2001-95-8	1111.322	cry	187				
10770	Valium		C ₁₆ H ₁₃ ClN ₂ O	439-14-5	284.739		132				
10771	Vamidothion		C ₈ H ₁₈ NO ₄ PS ₂	2275-23-2	287.337	oil					i peth; s os
10772	Vanadium carbonyl	Vanadium hexacarbonyl	C ₆ O ₆ V	14024-00-1	219.002	bl-grm cry	dec 60	sub			
10773	Vanadium(III) 2,4-pentanedioate	Vanadium(III) acetylacetonate	C ₁₅ H ₂₁ O ₆ V	13476-99-8	348.266	brn cry	≈185	sub	≈1.0		s MeOH, ace, bz, chl
10774	<i>DL</i> -Vasicine	<i>DL</i> -Peganine	C ₁₁ H ₁₂ N ₂ O	6159-56-4	188.225	nd (al)	210.8				sl H ₂ O, eth, bz; s EtOH, ace, chl
10775	<i>L</i> -Vasicine	<i>L</i> -Peganine	C ₁₁ H ₁₂ N ₂ O	6159-55-3	188.225	nd (al)	211.5				sl H ₂ O, eth, bz; s EtOH, ace, chl
10776	Verapamil		C ₂₇ H ₃₈ N ₂ O ₄	52-53-9	454.602	ye oil		245 ^{0.01}		1.5448 ²⁵	i H ₂ O; vs EtOH, ace; sl bz, hx
10777	Veratramine		C ₂₇ H ₃₉ NO ₂	60-70-8	409.605	nd	206				s EtOH, bz, chl, dil acid; i dil alk
10778	Veratramine, 3-glucoside		C ₃₃ H ₄₉ NO ₇	475-00-3	571.745	nd (aq. MeOH)	242 dec				
10779	Veratridine		C ₃₆ H ₅₁ NO ₁₁	71-62-5	673.790	ye amorp pow	180				i H ₂ O; sl eth
10780	<i>d</i> -Verbenone		C ₁₀ H ₁₄ O	18309-32-5	150.217		9.8	227.5	0.9978 ²⁰	1.4993 ¹⁸	s H ₂ O, EtOH, ace, bz
10781	Vernolate	Carbamothioic acid, dipropyl-, <i>S</i> -propyl ester	C ₁₀ H ₂₁ NOS	1929-77-7	203.345			150 ³⁰	0.952 ²⁰		
10782	Versalide		C ₁₈ H ₂₆ O	88-29-9	258.398	cry	46.5	130 ²			s EtOH
10783	α-Vetivone	Isonootkatone	C ₁₅ H ₂₂ O	15764-04-2	218.335	cry (peth)	51.5	144 ²	1.0035 ²⁰	1.5370 ²⁰	vs ace
10784	β-Vetivone		C ₁₅ H ₂₂ O	18444-79-6	218.335	cry (peth)	44.5	141 ²	1.0001 ²⁰	1.5309 ²⁰	s ace
10785	Vicine	2,6-Diamino-5-(β- <i>D</i> -glucopyranosyloxy)-4(1 <i>H</i>)-pyrimidinone	C ₁₀ H ₁₆ N ₄ O ₇	152-93-2	304.257	nd (w, dil al, +1 w)	240 dec				sl H ₂ O, EtOH; vs acid, alk
10786	Vidarabine	β- <i>D</i> -9-Arabinofuranosyladenine	C ₁₀ H ₁₃ N ₅ O ₅	5536-17-4	285.257	nd (w)	257				
10787	Vinblastine		C ₄₆ H ₅₈ N ₄ O ₉	865-21-4	810.975	nd (MeOH)	216				i H ₂ O; s EtOH, ace, chl, AcOEt
10788	Vincamine		C ₂₁ H ₂₆ N ₂ O ₃	1617-90-9	354.442		231.5				
10789	Vinclozolin		C ₁₂ H ₆ Cl ₂ NO ₃	50471-44-8	286.110		110.5(0.5)	131 ^{0.05}	1.51		
10790	Vincristine		C ₄₆ H ₅₈ N ₄ O ₁₀	57-22-7	824.958		219				
10791	Vinyl acetate		C ₄ H ₆ O ₂	108-05-4	86.090	liq	-100.2(0.4)	72.6(0.3)	0.9256 ²⁵	1.3926 ²⁵	sl H ₂ O; msc EtOH; s eth, ace, bz, chl
10792	4-Vinylaniline		C ₈ H ₉ N	1520-21-4	119.164		23.5	116 ⁹	1.010 ²⁰	1.6250 ²²	s ace, bz
10793	α-Vinylbenzenemethanol	1-Phenylallyl alcohol	C ₉ H ₁₀ O	4393-06-0	134.174				1.0249 ²¹	1.5406 ²⁰	sl H ₂ O; s EtOH, eth, bz, chl



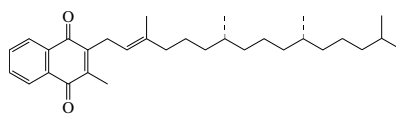
No.	Name	Synonym	Mol. Form.	CAS RN	Mol. Wt.	Physical Form	mp/°C	bp/°C	den g cm ⁻³	n _D	Solubility
10794	Vinyl butanoate		C ₈ H ₁₆ O ₂	123-20-6	114.142			116.7	0.9006 ²⁰		
10795	Vinyl <i>trans</i> -2-butenolate	Vinyl crotonate	C ₆ H ₈ O ₂	3234-54-6	112.127						s ctc
10796	9-Vinyl-9 <i>H</i> -carbazole		C ₁₄ H ₁₁ N	1484-13-5	193.244	cry (al)	66				i H ₂ O; sl EtOH; vs eth
10797	Vinylcyclohexane		C ₈ H ₁₄	695-12-5	110.197			127(6)	0.8166 ¹⁹	1.455 ¹⁹	
10798	1-Vinylcyclohexene		C ₈ H ₁₂	2622-21-1	108.181			144(7)	0.8623 ¹⁵	1.4915 ²⁰	i H ₂ O; s eth, bz; vs MeOH
10799	4-Vinylcyclohexene		C ₈ H ₁₂	100-40-3	108.181	liq	-108.9	130(4)	0.8299 ²⁰	1.4639 ²⁰	i H ₂ O; s eth, bz, peth
10800	Vinylcyclopentane		C ₇ H ₁₂	3742-34-5	96.170	liq	-126.4(0.2)	99(3)	0.7834 ²⁰	1.4360 ²⁰	
10801	Vinyldiethoxymethylsilane		C ₇ H ₁₆ O ₂ Si	5507-44-8	160.287			133	0.8620 ²⁰	1.4001 ²⁰	
10802	Vinylethoxydimethylsilane		C ₆ H ₁₄ O ₂ Si	5356-83-2	130.260			99	0.790 ²⁰	1.3983 ²⁰	
10803	1-Vinyl-4-fluorobenzene		C ₈ H ₇ F	405-99-2	122.140		-34.5	67.4 ⁵⁰	1.0220 ²⁰	1.5150 ²⁰	i H ₂ O; s EtOH, eth, bz
10804	Vinyl formate		C ₃ H ₄ O ₂	692-45-5	72.063	visc liq	-78	42(18)	0.965 ²⁰	1.3842 ²⁰	
10805	2-Vinylfuran		C ₆ H ₆ O	1487-18-9	94.111	liq	-94(4)	101(3)	0.9445 ¹⁹	1.4992 ¹⁹	
10806	1-Vinyl-2-methoxybenzene		C ₉ H ₁₀ O	612-15-7	134.174	nd	29	215(18)	1.0049 ¹⁷	1.5388 ²⁰	vs ace, bz, eth, EtOH
10807	1-Vinyl-3-methoxybenzene		C ₉ H ₁₀ O	626-20-0	134.174			91 ¹⁵	0.9919 ²⁰	1.5586 ²³	i H ₂ O; s EtOH, eth, bz
10808	1-Vinyl-4-methoxybenzene		C ₉ H ₁₀ O	637-69-4	134.174		2.0	208(19)	1.0001 ¹³	1.5642 ¹³	i H ₂ O; s EtOH, eth, bz; sl ctc
10809	6-Vinyl-6-methyl-1-isopropyl-3-(1-methylethylidene)-cyclohexene, (S)-		C ₁₅ H ₂₄	5951-67-7	204.352			125 ⁸	0.8782 ²⁰	1.5130 ²⁶	vs ace, bz
10810	1-Vinylnaphthalene		C ₁₂ H ₁₀	826-74-4	154.207			124 ¹⁵	1.0656 ²⁰	1.644 ²⁰	
10811	2-Vinylnaphthalene		C ₁₂ H ₁₀	827-54-3	154.207		65(2)	135 ¹⁸			i H ₂ O; s EtOH, ace, bz
10812	1-Vinyl-3-nitrobenzene		C ₈ H ₇ NO ₂	586-39-0	149.148		-10	120 ¹¹	1.1552 ³²	1.5836 ²⁰	i H ₂ O; s EtOH, eth, bz, chl, lig, HOAc
10813	1-Vinyl-4-nitrobenzene		C ₈ H ₇ NO ₂	100-13-0	149.148	pr (lig)	29	dec			vs EtOH, eth; s chl, HOAc, lig
10814	5-Vinyl-2-norbornene	5-Vinylbicyclo[2.2.1]hept-2-ene	C ₉ H ₁₂	3048-64-4	120.191	liq	-80	140.7(0.5)	0.841	1.4810 ²⁰	
10815	Vinyl octadecanoate	Vinyl stearate	C ₂₆ H ₅₀ O ₂	111-63-7	310.515		29	167 ²	0.8517 ²⁰		sl chl
10816	3-Vinyl-7-oxabicyclo[4.1.0]-heptane		C ₈ H ₁₂ O	106-86-5	124.180		<-100	169	0.9581 ²⁰	1.4700 ²⁰	
10817	Vinyloxirane		C ₃ H ₆ O	930-22-3	70.090			68(2)	0.9006 ²⁵	1.4168 ²⁰	s EtOH, eth, bz
10818	2-(Vinylloxy)ethanol	Ethylene glycol monovinyl ether	C ₄ H ₈ O ₂	764-48-7	88.106			139(4)	0.9821 ²⁰	1.4564 ¹⁷	s H ₂ O, EtOH, eth, bz; i lig
10819	Vinyl propanoate	Vinyl propionate	C ₅ H ₈ O ₂	105-38-4	100.117			94.8(0.2)			
10820	2-Vinylpyridine		C ₇ H ₇ N	100-69-6	105.138			159.5	0.9983 ²⁰	1.5495 ²⁰	sl H ₂ O; vs EtOH, eth, ace, chl
10821	3-Vinylpyridine		C ₇ H ₇ N	1121-55-7	105.138			162	0.9879 ²⁰	1.5530 ²⁰	sl H ₂ O; s EtOH, eth
10822	4-Vinylpyridine		C ₇ H ₇ N	100-43-6	105.138	red to dk-br		121 ¹⁵⁰	0.9879 ²⁰	1.5449 ²⁰	s H ₂ O, EtOH, chl; sl eth
10823	1-Vinyl-2-pyrrolidinone		C ₆ H ₉ NO	88-12-0	111.141		13.5	193 ⁴⁰⁰	1.04 ²⁰		
10824	Vinylsilane		C ₂ H ₆ Si	7291-09-0	58.155	col gas	-171.6	-22.8			
10825	Vinyl sulfoxide	Divinyl sulfoxide	C ₄ H ₆ OS	1115-15-7	102.155	liq		86 ¹⁸			
10826	Vinyltriacetoxysilane	Vinylsilanetriol, triacetate	C ₈ H ₁₂ O ₆ Si	4130-08-9	232.263			115 ¹⁰	1.169 ²⁰	1.4226 ²⁰	
10827	Vinyltriethoxysilane		C ₈ H ₁₈ O ₃ Si	78-08-0	190.313			160.0(0.8)	0.901 ²⁰	1.3960 ²⁵	s chl
10828	Vinyltrimethylsilane		C ₅ H ₁₂ Si	754-05-2	100.235			55.3(0.2)	0.65 ²⁰	1.3914 ²⁰	i H ₂ O
10829	Violaxanthin		C ₄₀ H ₅₆ O ₄	126-29-4	600.871	red pr (MeOH, al-eth)	208				s EtOH, eth, CS ₂ ; i peth
10830	Viquidil		C ₂₀ H ₂₄ N ₂ O ₂	84-55-9	324.417	red ye amor	60				vs eth, EtOH, chl
10831	Visnadine		C ₂₁ H ₂₄ O ₇	477-32-7	388.412	nd	85.5				i H ₂ O; s EtOH, eth
10832	Visnagin	4-Methoxy-7-methyl-5 <i>H</i> -furo[3,2- <i>g</i>][1]benzopyran-5-one	C ₁₃ H ₁₀ O ₄	82-57-5	230.216	nd (w, MeOH)	144.5				sl H ₂ O, EtOH; vs chl
10833	Vitamin B12	Cyanocobalamin	C ₆₃ H ₈₈ CoN ₁₄ O ₁₄ P	68-19-9	1355.365		>300				
10834	Vitamin D2		C ₂₈ H ₄₄ O	50-14-6	396.648	pr (ace)	116.5	sub			i H ₂ O; s EtOH, eth, ace, chl
10835	Vitamin D3	9,10-Secocholesta-5,7,10(19)-trien-3-ol, (3 <i>β</i> ,5 <i>Z</i> ,7 <i>E</i>)-	C ₂₇ H ₄₄ O	67-97-0	384.637		84.5				i H ₂ O; s os
10836	Vitamin E	α-Tocopherol	C ₂₉ H ₅₀ O ₂	59-02-9	430.706	pale ye oil	3.0	210 ^{0.1}	0.950 ²⁵	1.5045 ²⁵	i H ₂ O; s EtOH, eth, ace, chl



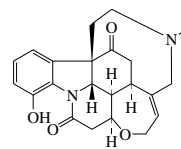
No.	Name	Synonym	Mol. Form.	CAS RN	Mol. Wt.	Physical Form	mp/°C	bp/°C	den g cm ⁻³	n _D	Solubility
10837	Vitamin E acetate		C ₃₁ H ₅₂ O ₃	58-95-7	472.743		-27.5	184 ^{0.01}	0.9533 ²¹	1.497 ²⁰	i H ₂ O; sl EtOH; s eth, ace, chl
10838	Vitamin K1		C ₃₁ H ₄₆ O ₂	84-80-0	450.696		-20	142 ^{0.001}	0.964 ²⁵	1.5250 ²⁵	i H ₂ O; s EtOH, eth, ace, bz, peth, chl
10839	Vomicine	4-Hydroxy-19-methyl-16,19-secostrychnidine-10,16-dione	C ₂₂ H ₂₄ N ₂ O ₄	125-15-5	380.437	nd (80% al) pr (ace)	282				sl EtOH, eth, ace; vs chl; s AcOEt
10840	Warfarin	Coumadin	C ₁₉ H ₁₆ O ₄	81-81-2	308.328	cry (al)	161				i H ₂ O; s EtOH, ace, diox
10841	9 <i>H</i> -Xanthene	10 <i>H</i> -9-Oxaanthracene	C ₁₃ H ₁₀ O	92-83-1	182.217	ye lf (al)	101(1)	311(2)			i H ₂ O; sl EtOH, ctc; s eth, bz, chl
10842	9 <i>H</i> -Xanthen-9-ol		C ₁₃ H ₁₀ O ₂	90-46-0	198.217	nd (aq al)	125				sl H ₂ O; s EtOH, eth, chl
10843	Xanthine		C ₅ H ₄ N ₄ O ₂	69-89-6	152.112	ye pl (w)	dec	sub			i H ₂ O
10844	Xanthone		C ₁₃ H ₈ O ₂	90-47-1	196.202	nd (al)	176.4(0.4)	351			i H ₂ O; s EtOH, eth, bz, chl; sl peth
10845	Xanthopterin		C ₆ H ₅ N ₅ O ₂	119-44-8	179.137	hyg ye amor or oran pow (HOAc)	>410 dec	99 ¹⁸	1.559 ²⁵		i H ₂ O; sl EtOH, eth; vs acid, alk
10846	Xanthosine		C ₁₀ H ₁₂ N ₄ O ₆	146-80-5	284.225	pr cry (w)					sl cold H ₂ O; vs hot H ₂ O; dec acid
10847	Xanthoxyletin		C ₁₅ H ₁₄ O ₄	84-99-1	258.270	pr (MeOH, peth)	133				i H ₂ O; s EtOH, ace; sl eth; vs bz, alk
10848	Xanthyletin	8,8-Dimethyl-2 <i>H</i> ,8 <i>H</i> -benzo[1,2- <i>b</i> :5,4- <i>b'</i>]dipyran-2-one	C ₁₄ H ₁₂ O ₃	553-19-5	228.243	pr (MeOH)	131.5	142 ^{0.1}			s EtOH, peth
10849	<i>p</i> -Xenylcarbimide	4-Isocyanato-1,1'-biphenyl	C ₁₃ H ₉ NO	92-95-5	195.216	nd	56	283 dec			vs eth
10850	Xibenolol		C ₁₈ H ₁₆ NO ₂	81584-06-7	251.366	cry	57	135 ^{0.7}			s EtOH
10851	<i>o</i> -Xylene	1,2-Dimethylbenzene	C ₈ H ₁₀	95-47-6	106.165	liq	-25.16(0.02)	144.4(0.4)	0.8755 ²⁵	1.5018 ²⁵	i H ₂ O; msc EtOH, eth, ace, bz, peth, ctc
10852	<i>m</i> -Xylene	1,3-Dimethylbenzene	C ₈ H ₁₀	108-38-3	106.165	liq	-47.85(0.03)	139.1(0.4)	0.8598 ²⁵	1.4944 ²⁵	i H ₂ O; msc EtOH, eth, ace, bz; s chl
10853	<i>p</i> -Xylene	1,4-Dimethylbenzene	C ₈ H ₁₀	106-42-3	106.165	mcl pr or liq	13.3(0.1)	138.3(0.5)	0.8565 ²⁵	1.4929 ²⁵	i H ₂ O; msc EtOH, eth, ace, bz; s chl
10854	2,3-Xylenol	2,3-Dimethylphenol	C ₈ H ₁₀ O	526-75-0	122.164	nd (w, dil al)	72.7(0.3)	216.88(0.05)		1.5420 ²⁰	sl H ₂ O; s EtOH, eth
10855	2,4-Xylenol	2,4-Dimethylphenol	C ₈ H ₁₀ O	105-67-9	122.164	nd (w)	25(1)	210.94(0.03)	0.9650 ²⁰	1.5420 ¹⁴	sl H ₂ O; msc EtOH, eth; s ctc
10856	2,5-Xylenol	2,5-Dimethylphenol	C ₈ H ₁₀ O	95-87-4	122.164	nd (w), pr (al-eth)	74.9(0.2)	211.14(0.08)			s H ₂ O, EtOH; vs eth; sl chl
10857	2,6-Xylenol	2,6-Dimethylphenol	C ₈ H ₁₀ O	576-26-1	122.164	lf or nd (al)	45.4(0.4)	201.03(0.05)			s H ₂ O, EtOH, eth, ctc
10858	3,4-Xylenol	3,4-Dimethylphenol	C ₈ H ₁₀ O	95-65-8	122.164		65.1(0.2)	227.31(0.05)	0.9830 ²⁰		sl H ₂ O; s EtOH, ctc; msc eth
10859	3,5-Xylenol	3,5-Dimethylphenol	C ₈ H ₁₀ O	108-68-9	122.164	nd (w, peth)	63.4(0.3)	221.71(0.05)	0.9680 ²⁰		s H ₂ O, EtOH, ctc
10860	Xylenol orange		C ₃₁ H ₃₂ N ₂ O ₁₃ S	1611-35-4	672.656	dk red cry	286 dec				s H ₂ O
10861	Xylitol	Xylite	C ₅ H ₁₂ O ₅	87-99-0	152.146	mcl (al)	95.9(0.9)	380(15)			vs H ₂ O, py, EtOH
10862	6- <i>O</i> -β- <i>D</i> -Xylopyranosyl- <i>D</i> -glucose	Primeverose	C ₁₁ H ₂₀ O ₁₀	26531-85-1	312.271	cry (MeOH)	210				vs H ₂ O, MeOH
10863	<i>D</i> -Xylose		C ₅ H ₁₀ O ₅	58-86-6	150.130	mcl nd	90.5		1.525 ²⁰		vs H ₂ O; s EtOH; sl eth
10864	<i>D</i> -Xylulose	<i>D</i> -threo-2-Pentulose	C ₅ H ₁₀ O ₅	551-84-8	150.130	visc liq					s H ₂ O
10865	<i>L</i> -Xylulose	<i>L</i> -threo-2-Pentulose	C ₅ H ₁₀ O ₅	527-50-4	150.130	syrup					vs H ₂ O
10866	3,5-Xylyl methylcarbamate	3,5-Dimethylphenyl methylcarbamate	C ₁₀ H ₁₃ NO ₂	2655-14-3	179.216	cry	99				sl H ₂ O; s os
10867	Yohimbine		C ₂₁ H ₂₆ N ₂ O ₃	146-48-5	354.442	nd (dil al)	241	160 sub			sl H ₂ O, bz; s EtOH, eth, chl
10868	Yohimbine hydrochloride	Tosanpin	C ₂₁ H ₂₇ ClN ₂ O ₃	65-19-0	390.903	orth nd or pl (w, dil HCl)	302				vs H ₂ O
10869	Zearalenone		C ₁₈ H ₂₂ O ₅	17924-92-4	318.365	cry	164				i H ₂ O; s alk, bz, EtOH, eth
10870	Zidovudine	3'-Azido-3'-deoxythymidine	C ₁₀ H ₁₃ N ₅ O ₄	30516-87-1	267.242	cry (w)	121				
10871	Zinc benzoate		C ₁₄ H ₁₀ O ₄ Zn	553-72-0	307.636						sl H ₂ O



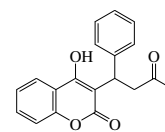
10837
Vitamin E acetate



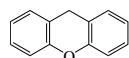
10838
Vitamin K1



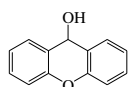
10839
Vomicine



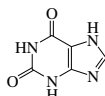
10840
Warfarin



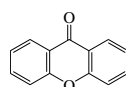
10841
9H-Xanthene



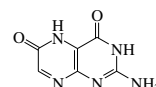
10842
9H-Xanthen-9-ol



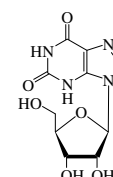
10843
Xanthine



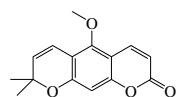
10844
Xanthone



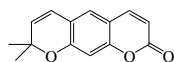
10845
Xanthopterin



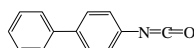
10846
Xanthosine



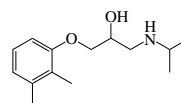
10847
Xanthyletin



10848
Xanthyletin



10849
p-Xenylcarbimide



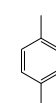
10850
Xibenolol



10851
o-Xylene



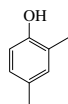
10852
m-Xylene



10853
p-Xylene



10854
2,3-Xylenol



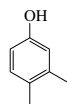
10855
2,4-Xylenol



10856
2,5-Xylenol



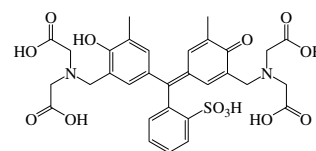
10857
2,6-Xylenol



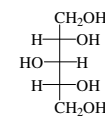
10858
3,4-Xylenol



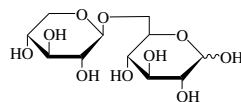
10859
3,5-Xylenol



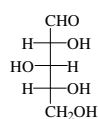
10860
Xylenol orange



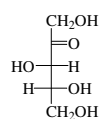
10861
Xylitol



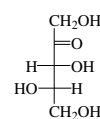
10862
6-O-β-D-Xylopyranosyl-D-glucose



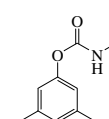
10863
D-Xylose



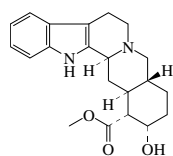
10864
D-Xylulose



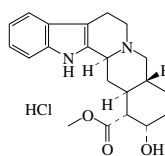
10865
L-Xylulose



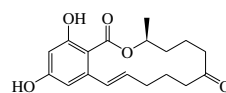
10866
3,5-Xylyl methylcarbamate



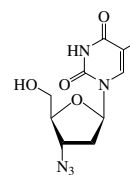
10867
Yohimbine



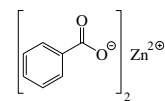
10868
Yohimbine hydrochloride



10869
Zearalenone

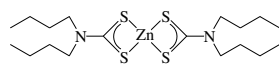


10870
Zidovudine

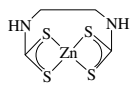


10871
Zinc benzoate

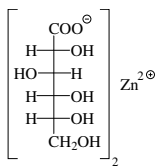
No.	Name	Synonym	Mol. Form.	CAS RN	Mol. Wt.	Physical Form	mp/°C	bp/°C	den g cm ⁻³	n _D	Solubility
10872	Zinc bis(dibutylidithiocarbamate)		C ₁₈ H ₃₆ N ₂ S ₄ Zn	136-23-2	474.161	cry	138				
10873	Zinc <i>N,N'</i> -ethylenebisdithiocarbamate	Zineb	C ₄ H ₆ N ₂ S ₄ Zn	12122-67-7	275.773		157 dec				
10874	Zinc gluconate		C ₁₂ H ₂₂ O ₁₄ Zn	4468-02-4	455.704	pow					
10875	Zinc 2,4-pentanedioate	Zinc acetylacetonate	C ₁₀ H ₁₄ O ₄ Zn	14024-63-6	263.625	cry	127.3(0.2)				sl H ₂ O; s EtOH, DMSO
10876	Zinc propanoate		C ₆ H ₁₀ O ₄ Zn	557-28-8	211.550	hyg pl or nd					sl EtOH
10877	Ziram	Zinc, bis(dimethylcarbamodithioato- <i>S,S'</i>)-, (T-4)-	C ₈ H ₁₂ N ₂ S ₄ Zn	137-30-4	305.841	cry	250		1.66 ²⁵		i H ₂ O; sl bz; s chl



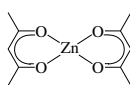
10872
Zinc bis(dibutylidithiocarbamate)



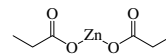
10873
Zinc *N,N'*-ethylenebis(dithiocarbamate)



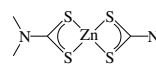
10874
Zinc gluconate



10875
Zinc 2,4-pentanedioate



10876
Zinc propanoate



10877
Ziram

SYNONYM INDEX OF ORGANIC COMPOUNDS

Abamectin	: 537	3'-Adenylic acid	: 126	α -Aminobenzenepropanoic acid, (S)	: 8806
8(14),13(15)-Abietadien-18-oic acid	: 8004	3'-Adenylic acid, 5'-(dihydrogen phosphate)	: 124	2-Aminobenzothiazole	: 735
8,11,13-Abietatrien-18-oic acid	: 2790	Adipic ketone	: 2670	6-Aminobenzothiazole	: 736
<i>L</i> -Abrine	: 7841	Adonitol	: 9477	1-Amino-4-bromoanthraquinone-2-sulfonic acid	: 267
Accutane	: 9461	<i>D</i> -Adrenaline	: 4708	γ -Aminobutyric acid	: 271
Acenaphthalene	: 8	Adrenochrome	: 3626	ϵ -Aminocaproic acid	: 320
Aceneuramic acid	: 84	Adrenosterone	: 458	<i>N</i> 5-(Aminocarbonyl)- <i>L</i> -ornithine	: 2417
Acetal	: 3359	Adriamycin	: 4665	1-Amino-5-chloroanthraquinone	: 282
Acetaldehyde ammonia	: 306	Adriamycin hydrochloride	: 4666	4-Amino-4'-chlorodiphenyl	: 1919
Acetaldehyde cyanohydrin	: 6181	Aflatoxin G ₂	: 3591	6-Aminochrysene	: 2386
Acetaldehyde oxime	: 16	Agaric acid	: 6132	3-Amino-4-cyanopyrazole	: 416
Acetamide, 2-chloro- <i>N</i> -(1-methyl-ethyl)- <i>N</i> -phenyl-	: 9131	Ahistan	: 3897	Aminocyclobutane	: 2529
Acetamidine hydrochloride	: 4799	Ajmaline	: 140	Aminocyclooctane	: 2645
ϵ -Acetamidocaproic acid	: 51	<i>N</i> -Alanylglycine	: 5587	[(4-Amino-3,5-dichloro-6-fluoro-2-pyridyl)oxy]acetic acid	: 5440
Acetaminophen	: 6145	<i>N</i> - β -Alanyl- <i>L</i> -histidine	: 1773	4-Amino- <i>N</i> -[2-(diethylamino)ethyl]-benzamide	: 9114
<i>o</i> -Acetanisidine	: 6863	Albutoin	: 6375	2-Amino-1,9-dihydro-9- β - <i>D</i> -ribofuranosyl-6 <i>H</i> -purin-6-one	: 5615
<i>m</i> -Acetanisidine	: 6864	Aldol	: 6006	<i>p</i> -Aminodiphenylamine	: 8833
<i>p</i> -Acetanisidine	: 6865	Aleuritic acid	: 10440	2-Aminoethanol hydrochloride	: 4802
Acetic acid, [(3,5,6-trichloro-2-pyridinyl)oxy]-	: 10299	Alizarin Blue	: 3737	4(2-Aminoethyl)-1,2-benzenediol	: 4661
<i>N</i> -Acetoacetyl-4-chloroaniline	: 1842	Alizarin Orange	: 3738	3-(2-Aminoethyl)indol-5-ol	: 6198
Acetoin	: 6011	Alizarin Yellow A	: 10438	1-(2-Aminoethyl)piperazine	: 9055
Acetone	: 6184	Allenolic acid	: 6120	2-Aminoethyl sulfate	: 4803
Acetonedicarboxylic acid	: 8467	Allidochlor	: 1970	4-Amino-5-fluoro-2-hydroxypyrimidine	: 5382
Acetone, phenylhydrazone	: 9169	Alliin	: 207	2-Aminoglutaramic acid	: 5556
Acetonylacetone	: 5840	Allobarbitol	: 2840	Aminoguanidine	: 5936
Acetophos	: 41	Allocholesterol	: 2369	2-Aminohexanoic acid, (<i>DL</i>)	: 8275
Acetorphin	: 7921	Allopregnane	: 9101	2-Aminohexanoic acid, (<i>L</i>)	: 8276
Acetoxime	: 9168	Allopregnane-3 α ,20 α -diol	: 9103	(6-Aminohexyl)carbamic acid	: 5820
Acetoxyacetone	: 91	3,20-Allopregnanedione	: 9105	<i>p</i> -Aminohippuric acid	: 262
2-Acetoxyanisole	: 6866	Allopregnan-3 α -ol-20-one	: 6172	2-Amino-3-hydroxybutanoic acid, [<i>R</i> -(<i>R</i> *, <i>S</i> *)]	: 10087
2-Acetoxy-1-methoxypropane	: 9235	Allopregnan-3 β -ol-20-one	: 6173	2-Amino-4-hydroxybutanoic acid, (<i>S</i>)	: 5926
Acetozone	: 56	Alloxan	: 9383	4-Amino-3-hydroxybutanoic acid trimethylbetaine	: 1772
Aceturic acid	: 71	Allylactic acid	: 8645	2-Amino-2-(hydroxymethyl)-1,3-propanediol	: 10693
Acetylacetone	: 8618	Allyl bromide	: 1339	1-Amino-6-hydroxynaphthalene	: 371
4-Acetylacetophenone	: 2824	Allyl chloride	: 2275	2-Amino-1-(3-hydroxyphenyl)-1-propanol, (1 <i>R</i> ,2 <i>S</i>)	: 6730
α -Acetylbutyrolactone	: 65	Allyl cyanide	: 1450	2-Amino-3-hydroxypropanoic acid, (<i>S</i>)	: 9531
Acetylbutyryl	: 5838	Allyl ether	: 2834	Aminoiminomethanesulfonic acid	: 5451
Acetylcysteine	: 64	Allyl 2-furanoate	: 189	1-Aminoindane	: 6232
4-Acetyl- <i>N,N</i> -dimethylaniline	: 3896	Allylhexamethylenetetramine iodide	: 6756	α -Aminoindole-3-propionic acid, (<i>I</i>)	: 10714
Acetylene tetrabromide	: 9711	Allyl iodide	: 6339	2-Aminoisobutanol	: 354
Acetylene tetrachloride	: 9752	17-Allylmorphinan-3-ol	: 6606	α -Aminoisobutyric acid	: 6918
Acetyleneurea	: 9862	Allylphenylamine	: 172	5-Amino-1 <i>H</i> -isoindole-1,3(2 <i>H</i>)-dione	: 403
<i>N</i> -Acetyl- <i>D</i> -glucosamine	: 47	Allyl <i>trans</i> -3-phenyl-2-propenoate	: 180	2-Aminoisovaleric acid	: 10768
<i>N</i> -Acetyl- <i>D</i> -mannosamine	: 48	Aloe-emodol	: 3724	5-Aminolevulinic acid	: 384
3-Acetyl NAD	: 101	Aloxidone	: 6919	<i>DL</i> -2-Amino-4-mercaptobutanoic acid	: 5923
Acetyl peroxide	: 2827	Aluminon	: 536	<i>L</i> -2-Amino-4-mercaptobutanoic acid	: 5924
Acetylpropionyl	: 8617	Aluminum ethoxide	: 221	Aminomethanamine	: 5608
Acetylsalicylic acid	: 86	Aluminum tris(<i>O</i> -ethylphosphonate)	: 5466	1-Amino-2-methoxyethane	: 6827
Acetylsulfanilamide	: 428	Amanozine	: 9009	1-Amino-2-methylanthraquinone	: 342
Acetylsulfanilyl chloride	: 44	Amantadine	: 10308	2-Amino-2-methylbutyric acid	: 6558
Acetylthiourea	: 431	<i>N</i> -Amidino- β -alanine	: 5613	4-(Aminomethyl)-5-hydroxy-6-methyl-3-pyridinemethanol	: 9374
Acetyl valeryl	: 5677	Amido-G-Acid	: 359	5-(Aminomethyl)-3(2 <i>H</i>)-isoxazolone	: 7911
<i>cis</i> -Aconitic acid	: 9182	Aminacrine	: 112	2-Amino-3-methylpentanoic acid	: 6436
<i>trans</i> -Aconitic acid	: 9183	Aminazin hydrochloride	: 1990	2-Amino-4-methylpentanoic acid	: 6602
Acridine Orange	: 9916	Aminitrozole	: 8203	4-(Aminomethyl)piperidine	: 9068
Acridine Yellow	: 3890	2-(Aminoacetamido)acetic acid	: 5589		
Acrolein, diethyl acetal	: 3369	<i>p</i> -Aminoacetanilide	: 393		
α -Acrose	: 5469	Aminoacetic acid	: 5577		
Acrylic acid chloride	: 9185	<i>m</i> -Aminoacetophenone	: 397		
Actinoquinol	: 4867	<i>p</i> -Aminoacetophenone	: 398		
Adamantanamine hydrochloride	: 233	2-Amino adipic acid	: 318		
Adamantane	: 10309	4-Amino- <i>N</i> -[4-(aminosulfonyl)-phenyl]benzenesulfonamide	: 9647		
Adenosine, 5'-[hydrogen (phosphonomethyl)phosphonate]	: 125	1-Aminoanthraquinone	: 236		
Adenosine 5'-monophosphate	: 129	2-Aminoanthraquinone	: 237		
		α -Aminobenzenepropanamide, (<i>S</i>)-	: 8805		

2-Amino-3-methylpyrazine	: 7723	Amyl butyrate	: 8669	Aspon	: 10000
8-Amino-6-methylquinoline	: 7765	Amyl caproate	: 8676	ATP	: 127
2-Amino-4-methylthiazole	: 7799	<i>tert</i> -Amyl carbamate	: 8670	Atrolactic acid	: 6078
Aminometradine	: 309	Amyl enanthate	: 8675	Atropic acid	: 7231
3-Amino-2-naphthoic acid	: 357	α -Amylene	: 8639	12-Azabenz[a]anthracene	: 584
8-Amino- β -naphthol	: 373	<i>cis</i> - β -Amylene	: 8640	Azacyclohexane	: 9058
1-Amino-2-naphthol-4-sulfonic acid	: 334	<i>trans</i> - β -Amylene	: 8641	Azacyclopentane	: 9397
6-Aminonicotinic acid	: 418	Amylene dichloride	: 3210	7-Azadibenz[a,j]anthracene	: 2874
2-Amino-5-nitrothiazole	: 8202	2,4-Amylene glycol	: 8615	1-Azanaphthalene	: 9428
(<i>S</i>)-2-Aminopentanedioic acid	: 5554	Amyl ether	: 4441	6-Azathymine	: 7829
2-Aminopentanoic acid, (\pm)	: 8281	Amyl formate	: 8674	Azelaic acid	: 8232
2-Aminopentanoic acid, (<i>S</i>)	: 8282	Amyl nitrite	: 8678	3'-Azido-3'-deoxythymidine	: 10870
<i>p</i> -Aminophenylacetic acid	: 245	Amyl octanoate	: 8680	Azine	: 9316
4-Amino-3-phenylbutyric acid	: 344	Amyltrichlorosilane	: 10266	Aziridine	: 5021
1-Amino-1-phenylethane	: 7040	α -Amyrin	: 10763	2,2'-Azobis[2-methylpropionitrile]	: 562
1-Amino-2-phenylethane	: 640	β -Amyrin	: 8408	Azodicarbonamide	: 2870
2-Amino-5-phenyl-4(5 <i>H</i>)-oxazolone	: 8519	Anabasine	: 9075	Azomethane	: 4041
<i>N</i> -[(4-Aminophenyl)sulfonyl]-benzamide	: 9635	Anatabine	: 9843	Azomycin	: 8112
2-Amino-3-picoline	: 7732	4-Androstene-3,17-dione	: 457	Badische acid	: 367
2-Amino-4-picoline	: 7733	Androsterone	: 5963	Baicalin	: 10443
2-Amino-6-picoline	: 7735	Anethole	: 6892	Bamipine	: 7628
<i>DL</i> -2-Aminopropanoic acid	: 142	Angelic acid	: 7094	Basic fuchsin	: 8512
2-Aminopropanoic acid, (<i>R</i>)	: 143	Aniline mustard	: 926	Batyl alcohol	: 8327
2-Aminopropanoic acid, (<i>S</i>)	: 144	<i>p</i> -Anisaldehyde	: 6779	Behenic acid	: 4612
3-Aminopropanoic acid	: 145	Anise alcohol	: 6795	Bemegride	: 5152
3-Aminopropionitrile	: 405	<i>p</i> -Anisic acid	: 6801	Bendazol	: 787
<i>p</i> -Aminopropiophenone	: 400	<i>o</i> -Anisidine	: 6772	Benz[e]acephenanthrylene	: 700
α -(α -Aminopropyl)benzyl alcohol	: 409	<i>m</i> -Anisidine	: 6773	β -Benzalbutyramide	: 7631
3-(Aminopropyl)diethanolamine	: 1004	<i>p</i> -Anisidine	: 6774	Benzal chloride	: 3207
<i>N</i> -(3-Aminopropyl)ethylenediamine	: 316	<i>o</i> -Anisidine hydrochloride	: 6775	Benzanilide	: 8826
4-(3-Aminopropyl)morpholine	: 7905	Anisindione	: 6870	1,2-Benzanthracene	: 592
2-Aminopyridine	: 9313	<i>p</i> -Anisoin	: 3853	2,3-Benzanthracene	: 7926
3-Aminopyridine	: 9314	<i>o</i> -(<i>p</i> -Anisoyl)benzoic acid	: 6807	Benzathine	: 2894
4-Aminopyridine	: 9315	<i>p</i> -Anisoyl chloride	: 6809	Benzazide	: 755
2-Aminoquinoline	: 9422	Anisyl methyl ketone	: 6881	Benzenamine	: 466
3-Aminoquinoline	: 9423	[6]Annulene	: 595	Benzenamine hydrochloride	: 471
4-Aminoquinoline	: 9424	[8]Annulene	: 2649	Benzenamine, 4-(1-methylethyl)-2,6-dinitro- <i>N,N</i> -dipropyl-	: 6460
5-Aminoquinoline	: 9425	<i>p</i> -Anol	: 9189	Benzeneacetamide, <i>N,N</i> -dimethyl- α -phenyl-	: 4447
6-Aminoquinoline	: 9426	Anthanthrone	: 2420	Benzenecetic acid, ethyl ester	: 5205
8-Aminoquinoline	: 9427	Anthorine	: 530	Benzenebutanoic acid, α ,2-diamino- γ -oxo-	: 6572
Aminorex	: 3665	Anthragallol	: 10433	Benzenecarboxaldehyde	: 585
3-Aminorhodanine	: 432	Anthralin	: 491	Benzenecarboxylic acid	: 712
4-Amino-1- β - <i>D</i> -ribofuranosyl-2(1 <i>H</i>)-pyrimidinone	: 2720	<i>o</i> -Anthranilic acid	: 467	1,2-Benzenedicarboxylic acid	: 9029
4-Amino-1- β - <i>D</i> -ribofuranosyl-1,3,5-triazine-2(1 <i>H</i>)-one	: 541	<i>m</i> -Anthranilic acid	: 468	1,3-Benzenedicarboxylic acid	: 6458
<i>p</i> -Aminosalicylic acid	: 326	<i>p</i> -Anthranilic acid	: 469	1,4-Benzenedicarboxylic acid	: 9694
<i>p</i> -Aminosalicylic acid hydrazide	: 324	Anthranol	: 493	1,2-Benzenedicarboxylic acid, didodecyl ester	: 3344
α -Aminosuccinamic acid	: 520	Anthraquinone	: 487	1,2-Benzenedicarboxylic acid, diisopropyl ester	: 3811
<i>L</i> -Aminosuccinic acid	: 525	Anthrarobin	: 490	1,2-Benzenedicarboxylic acid, monobutyl ester	: 7889
<i>N</i> -[5-(Aminosulfonyl)-1,3,4-thiadiazol-2-yl]acetamide	: 19	Anthrarufin	: 3693	1,2-Benzenediol	: 9388
<i>N</i> -[5-(Aminosulfonyl)-1,3,4-thiadiazol-2-yl]butanamide	: 1439	1-Anthroic acid	: 482	1,3-Benzenediol	: 9458
2-Aminothiazole	: 10029	2-Anthroic acid	: 483	1,4-Benzenediol	: 5958
4-Amino- <i>N</i> -2-thiazolylbenzenesulfonamide	: 9651	9-Anthroic acid	: 484	Benzenemethanamine	: 781
5-Aminouracil	: 420	Anthrone	: 494	Benzenemethanol	: 780
Amiphenazole	: 9000	Antimycin	: 2416	Benzenephosphinic acid	: 8948
Amitrole	: 10146	Antipyrine	: 3614	Benzenephosphonic acid	: 8949
Amixetrine	: 7106	ANTU	: 7973	Benzenepropanol, acetate	: 8973
Amphetamine	: 8974	Apiole	: 3832	Benzenestibonic acid	: 3745
Amsonic acid	: 2866	Apiole (Dill)	: 3886	Benzenesulfonamide, 4-(dipropylamino)-3,5-dinitro-	: 8421
Amyl acetate	: 8662	Apocynin	: 6069	Benzhydrylamine	: 8836
<i>sec</i> -Amyl acetate (<i>R</i>)	: 8663	β - <i>D</i> -9-Arabinofuranosyladenine	: 10786	Benzilic acid	: 6149
Amyl alcohol	: 8626	Arachic alcohol	: 4684	Benzilideneacetone	: 8859
<i>sec</i> -Amyl alcohol	: 8627	Arachidic acid	: 4683	1 <i>H</i> -Benzimidazole, 2-(4-thiazolyl)-	: 10019
Amylamine	: 8664	Arachidonic acid	: 4685	2-Benzimidazolethiol	: 3596
Amylbenzene	: 8666	Arbutin	: 6156		
		Armstrong's acid	: 7959		
		Arsanilic acid	: 394		
		Arsphenamine	: 9504		
		<i>L</i> - α -Aspartyl- <i>L</i> -phenylalanine, 2-methyl ester	: 523		
		Aspidospermine	: 79		

1,2-Benzisothiazolin-3-one, 1,1-dioxide, sodium salt	: 9497	<i>N</i> -(Benzyloxycarbonyl)- <i>L</i> -proline	: 830	Bis(2-hydroxyethyl) 1,4-benzenedicarboxylate	: 1006
Benzo[a]chrysene	: 9035	Benzylpenicillinic acid	: 8522	Bis(hydroxymethyl)acetylene	: 1680
1,2-Benzodiazine	: 2403	<i>o</i> -Benzylphenol	: 819	3,3-Bis(4-hydroxyphenyl)-1(3 <i>H</i>)-isobenzofuranone	: 8763
1,3-Benzodiazine	: 9413	<i>p</i> -Benzylphenol	: 820	Bis(2-hydroxyphenyl) ketone	: 3710
1,4-Benzodiazine	: 9444	Benzyl <i>trans</i> -3-phenyl-2-propenoate	: 794	Bis(4-hydroxyphenyl) ketone	: 3711
2,3-Benzodiazine	: 9028	<i>N</i> 4-Benzylsulfanilamide	: 782	2-[Bis(4-hydroxyphenyl)methyl]-benzoic acid	: 8764
1,3-Benzodioxol-4-ol, 2,2-dimethyl-, methylcarbamate	: 578	Benzyl sulfide	: 2899	Bis(isopropylamido)fluorophosphate	: 7877
2-[2-(1,3-Benzodioxol-5-yl)ethyl]-4-methoxyquinoline	: 2498	<i>p</i> -(Benzylsulfonamido)benzoic acid	: 834	Bis(2-methoxyethyl) phthalate	: 626
Benzoguanamine	: 9008	Berbamine	: 10486	Bis(8-methylnonyl)phthalate	: 3785
Benzohydrol	: 4502	Bergaptene	: 6899	Bis(7-methyloctyl)phthalate	: 3786
Benzoic acid amide	: 591	Beryllium acetylacetonate	: 844	Bis(4-methylphenyl) ketone	: 3968
Benzoic acid, bromide	: 760	Besyllic acid	: 662	Bis(4-nitrophenyl) ether	: 4383
Benzoic acid, chloride	: 761	Betulin	: 6635	Bis(4-nitrophenyl) sulfide	: 4384
Benzoic acid, 2-[[4-(dimethylamino)-phenyl]azo]-	: 7777	Biallyl	: 5779	Bis(pentabromophenyl) ether	: 2738
Benzoic acid, 2-[[4-(dipropylamino)-phenyl]azo]-	: 9264	Bicetyl	: 4663	Bisphenol A	: 1015
Benzoic acid, fluoride	: 765	Bicine	: 1001	Bisphenol AD	: 1014
Benzoic acid, hydrazide	: 711	Bicyclo[5.3.0]decapentaene	: 568	Bisphenol A dimethacrylate	: 1016
Benzoic acid, iodide	: 767	Bicyclo[2.2.1]hepta-2,5-diene	: 8263	Bisphenol B	: 1013
Benzo[b]naphthacene	: 8530	1,1'-Binaphthyl	: 871	Bisphenol C	: 1010
Benzo[<i>rst</i>]pentaphene	: 2887	2,3,1',8'-Binaphthylene	: 702	Bisphenol S	: 1017
Benzo[a]phenanthrene	: 2387	<i>p</i> -Biphenylamine	: 265	<i>N,N</i> -Bis(phenylmethyl)-benzenemethanamine	: 10151
Benzo[l]phenanthrene	: 10648	[1,1'-Biphenyl]-4,4'-diamine	: 680	<i>N,N'</i> -Bis(salicylidene)-ethylenediaminocobalt(II)	: 9500
Benzo[<i>def</i>]phenanthrene	: 9308	[1,1'-Biphenyl]-4,4'-diamine, 2,2'-dichloro-	: 3106	1,2-Bis(<i>p</i> -tolyl)ethane	: 4595
Benzopinacol	: 9988	[1,1'-Biphenyl]-4,4'-diamine, 2,2'-dichloro-	: 3107	Bis(tributyltin) oxide	: 5721
1 <i>H</i> -Benzopyrazole	: 6233	[1,1'-Biphenyl]-4,4'-diamine, 3,3'-dichloro-	: 3107	Bitoscanate	: 3815
2,3-Benzopyrene	: 729	2,2'-Biphenylene oxide	: 2884	Biuret	: 6222
Benzo[c]pyridine	: 6551	[1,1'-Biphenyl]-2-ol	: 6003	Borane pyridine	: 10432
2,3-Benzopyrrole	: 6243	[1,1'-Biphenyl]-3-ol	: 6004	Boric acid, triethyl ester	: 10352
Benzo[<i>res</i>]sorcinol	: 3743	[1,1'-Biphenyl]-4-ol	: 6005	Boric acid, tripropyl ester	: 10670
Benzosulfonazole	: 737	Bipropargyl	: 5787	Bornyl acetate	: 10517
(2-Benzothiazolylthio)methyl thiocyanate	: 1390	Bipropionyl	: 5841	<i>d</i> -Bornyl isovalerate	: 1068
4-(2-Benzothiazolylthio)morpholine	: 7906	2,3'-Bipyridyl	: 894	Brassicidic acid	: 4617
Benzotrichloride	: 10253	2,4'-Bipyridyl	: 895	Brilliant Oil Yellow	: 3905
Benzotrifluoride	: 10404	3,3'-Bipyridyl	: 896	Bromal	: 10152
Benzo[a]triphenylene	: 687	<i>N,N'</i> -Bis(acetoacetyl)-3,3'-dimethylbenzidine	: 899	Bromcresol Green	: 1156
2,2'-Benzoxazoline	: 5597	Bis(acetyloxy)dimethylsilane	: 4040	Bromcresol Purple	: 1157
Benzoxiquine	: 9440	2,2-Bis[(acetyloxy)methyl]-1,3-propanediol diacetate	: 8572	Bromex	: 913
Benzoylacetone nitrile	: 8455	Bis[(aminocarbonyl)amino]acetic acid	: 156	Bromindione	: 1322
Benzoyl <i>tert</i> -butyl peroxide	: 1638	Bis(2-aminoethyl) sulfide	: 10047	Bromine cyanide	: 2513
2-Benzoyl-4-chloroaniline	: 287	Bis(3-aminopropyl)amine	: 413	Bromisovalum	: 279
Benzoyl disulfide	: 2891	1,4-Bis(3-aminopropyl)piperazine	: 9054	<i>p</i> -Bromoacetanilide	: 1318
2-(Benzoyloxy)benzoic acid, methyl ester	: 7039	Bis(4-bromophenyl) ketone	: 2911	ω -Bromoacetophenone	: 1081
Benzoylpas	: 754	Bis(2-butoxyethyl) ether	: 3439	<i>p</i> -Bromoacetophenone	: 1320
1,12-Benzperylene	: 716	Bis(2-butoxyethyl) phthalate	: 625	5-Bromoacetylsalicylic acid	: 88
1,2-Benzpyrene	: 730	Bis(5- <i>tert</i> -butyl-4-hydroxy-2-methylphenyl) sulfide	: 10046	5-Bromoanthranilic acid	: 266
<i>N</i> -Benzylbenzenemethanamine	: 2892	<i>N,N</i> -Bis(carboxymethyl)glycine	: 8030	<i>p</i> -Bromobenzyl bromide	: 1117
Benzyl bromide	: 1247	Bis(4-chlorophenyl) ketone	: 3115	<i>p</i> -Bromobenzyl chloride	: 1148
Benzyl- <i>tert</i> -butanol	: 3960	3,6-Bis(2-chlorophenyl)-1,2,4,5-tetrazine	: 2425	α -Bromobenzyl cyanide	: 1099
Benzyl carbazate	: 1737	Bis(2-cyanoethyl)amine	: 6223	5-Bromo-3- <i>sec</i> -butyl-6-methyluracil	: 1074
Benzylcarbinol isobutyrate	: 8878	Bis(3,5-di- <i>tert</i> -butyl-4-hydroxyphenyl)methane	: 7233	<i>DL</i> - α -Bromobutyric acid	: 1125
Benzyl chloride	: 2106	Bis(dibutylthiocarbamoyl) disulfide	: 9729	α -Bromo- γ -butyrolactone	: 1174
Benzyl cyanide	: 601	4,4'-Bis(dimethylamino)benzhydrol	: 966	<i>N'</i> -(4-Bromo-3-chlorophenyl)- <i>N</i> -methoxy- <i>N</i> -methylurea	: 1821
<i>N</i> -Benzyl- <i>N,N'</i> -dimethyl-1,2-ethanediamine	: 3972	4,4'-Bis(dimethylamino)-thiobenzophenone	: 965	2-Bromoethanamine hydrobromide	: 1200
Benzyl ether	: 2895	2,6-Bis(1,1-dimethylpropyl)-4-methylphenol	: 4442	2-Bromo-2-ethylbutanamide	: 3408
Benzylideneaniline	: 8920	1,4-Bis(2,3-epoxypropoxy)butane	: 1411	2-Bromoethyl ethyl ether	: 1198
Benzylidenehydrazine	: 586	Bis(2,3-epoxypropyl) ether	: 3578	Bromoform	: 10167
Benzylidenemethylamine	: 8927	Bis(2-ethoxyethyl) ether	: 3440	α -Bromoisobutyric acid	: 1281
Benzyl isobutyrate	: 810	Bis(ethylacetoacetato)copper	: 2461	β -Bromoisovaleric acid	: 1254
Benzyl isocyanide	: 6424	Bis(2-ethylhexyl) phosphite	: 984	<i>p</i> -Bromomandelic acid	: 1231
Benzyl laurate	: 795	2,2-Bis(ethylsulfonyl)propane	: 9660	2-(Bromomethyl)-1 <i>H</i> -isindole-1,3(2 <i>H</i>)-dione	: 1278
Benzyl nicotinate	: 828	Bis(2-hydroxyethyl)amine	: 3348	Bromomethylmagnesium	: 7432
3-(Benzyloxy)- <i>L</i> -alanine	: 832			1-Bromo- β -naphthol	: 1290
				<i>p</i> -Bromophenacyl bromide	: 1119

2-Bromo-4'-phenylacetophenone	: 1082	4- <i>tert</i> -Butyl- <i>N</i> - <i>sec</i> -butyl-2,6-	Cacodyl	: 9942	
(<i>p</i> -Bromophenyl)hydrazine	: 1321	dinitroaniline	: 1485	Cacodylic acid	: 3943
<i>p</i> -Bromophenyl isocyanate	: 1239	Butyl caproate	: 1581	Cadalene	: 4121
3-(<i>p</i> -Bromophenyl)-1-methoxy-1-		<i>tert</i> -Butyl carbonazidate	: 1510	Cadaverine	: 8609
methyleurea	: 7863	Butyl chloride	: 1925	Caffeic acid	: 3744
4-Bromophenyl phenyl ether	: 1316	(±)- <i>sec</i> -Butyl chloride	: 1926	Calcitriol	: 3718
Bromophosgene	: 1755	<i>tert</i> -Butyl chloride	: 2159	Calcium acetylacetonate	: 1701
3-Bromo-1-propanamine hydrobromide	: 1342	<i>tert</i> -Butyl cyanide	: 4275	Calcium carbimide	: 1696
β-Bromopropionic acid	: 1331	<i>N</i> -Butylcyclohexanamine	: 1548	Calcium citrate	: 10192
5-Bromosalicylhydroxamic acid	: 1175	5-Butyl-1-cyclohexyl-		cAMP	: 123
Bromosaligenin	: 1232	2,4,6(1 <i>H</i> ,3 <i>H</i> ,5 <i>H</i>)-pyrimidinetrione	: 1386	Campesterol	: 4734
Bromosuccinic acid	: 1123	5-Butyl-2-(dimethylamino)-6-		(+)-Camphoric acid	: 10547
5-Bromouracil	: 1349	methylpyrimidin-4(1 <i>H</i>)-one	: 3827	Canavanine	: 337
Bromoxynil	: 2955	Butyl enanthate	: 1580	Capraldehyde	: 2749
Bromphenol Blue	: 1315	1-Butylene	: 1441	Capric acid	: 2757
Bromthymol Blue	: 1358	α-Butylene chlorohydrin	: 1932	Capric alcohol	: 2758
Bronner acid	: 369	α-Butylene dibromide	: 2916	Caprinitrile	: 2755
Bronopol	: 1296	1,3-Butylene glycol	: 1406	Caprinoyl chloride	: 2766
<i>p</i> -Brosyl chloride	: 1101	<i>N</i> -Butyl- <i>N</i> -ethyl-2,6-dinitro-4-		Caproaldehyde	: 5827
Broxyquinoline	: 2987	(trifluoromethyl)aniline	: 569	Caproic acid	: 5848
Buclosamide	: 1535	Butyl 2-ethylhexyl phthalate	: 5058	Caprolactone	: 8443
Bufexamac	: 1480	<i>N</i> - <i>sec</i> -Butyl- <i>N</i> '-ethyl-6-methoxy-		Caprolic acid	: 2773
Bufotenine	: 3910	1,3,5-triazine-2,4-diamine	: 1389	Capronitrile	: 5844
Buphenine	: 8286	Butyl fluoride	: 5378	Caproyl alcohol	: 5850
Busulfan	: 1414	<i>sec</i> -Butyl fluoride	: 5379	Caproyl chloride	: 5855
Butallylonal	: 1085	<i>tert</i> -Butyl fluoride	: 5402	Capryl alcohol	: 8356
Butamben	: 1498	Butyl hexadecanoate	: 1634	Caprylene	: 8367
1-Butanamine	: 1494	Butyl hexyl ketone	: 10735	Caprylic acid	: 8354
2-Butanamine, (±)-	: 1495	<i>N</i> -Butyl- <i>N</i> -(4-hydroxybutyl)-		(±)- <i>sec</i> -Caprylic alcohol	: 8357
1-Butanamine hydrochloride	: 1497	nitrosamine	: 1626	Caprylic aldehyde	: 8343
Butanedinitrile	: 9627	Butylidene chloride	: 3128	Caprylnitrile	: 8352
Butanedioic acid, mono(2,2-dimethyl-		Butyl iodide	: 6287	Carbamazepine	: 2878
hydrazide)	: 2732	(±)- <i>sec</i> -Butyl iodide	: 6288	Carbamic acid, 1 <i>H</i> -benzimidazol-2-yl-,	
Butanedioic acid, monoethyl ester	: 5069	<i>tert</i> -Butyl iodide	: 6317	methyl ester	: 1732
1,4-Butanediol bis(3-aminopropyl)		<i>tert</i> -Butyl isocyanate	: 6415	Carbamide	: 10756
ether	: 910	Butyl isopropyl ether	: 7254	Carbamimidoseleonic acid	: 9523
Butanoic acid, 1,2,3-propanetriyl ester	: 10191	<i>tert</i> -Butyl isopropyl ketone	: 10587	Carbamodithioic acid, diethyl-,	
1-Butanol, aluminum salt	: 10179	2-[(3-Butyl-1-isoquinolyl)oxy]- <i>N</i> , <i>N</i> -		2-chloro-2-propenyl ester	: 9640
2-Butanol, aluminum salt	: 219	dimethylethanamine	: 3828	Carbamothioic acid, bis(2-methylpro-	
<i>cis</i> -Butenedinitrile	: 6661	Butyl levulinate	: 1633	pyl)-, <i>S</i> -ethyl ester	: 9669
<i>cis</i> -2-Butenedioic acid	: 6659	Butyl malonic acid	: 1653	Carbamothioic acid, cyclohexylethyl-,	
<i>trans</i> -2-Butenedioic acid	: 5476	Butyl mercaptan	: 1425	<i>S</i> -ethyl ester	: 2527
Butethal	: 1572	<i>sec</i> -Butyl mercaptan	: 1426	Carbamothioic acid, dipropyl-,	
Butethamate	: 3389	<i>tert</i> -Butyl mercaptan	: 7689	<i>S</i> -propyl ester	: 10781
Butopyronoxyl	: 6230	<i>tert</i> -Butyl methyl ether	: 7111	Carbamyl chloride	: 1726
Butoxybenzene	: 1651	Butyl methyl ketone	: 5853	Carbanilide	: 4535
2-(2-Butoxyethoxy)ethyl acetate	: 3445	(±)- <i>sec</i> -Butyl methyl ketone	: 7571	Carbarsone	: 277
Butylacetylene	: 5910	Butyl <i>cis</i> -9-octadecenoate	: 1631	4-Carbethoxymethyl-4-phenylazacy-	
<i>tert</i> -Butylacetylene	: 3999	Butylparaben	: 1587	cloheptane	: 4815
Butylacrolein	: 5693	Butyl pelargonate	: 1628	1-Carbethoxypiperazine	: 5217
<i>N</i> - <i>tert</i> -Butylacrylamide	: 1656	Butyl propionate	: 1654	Carbitol	: 3447
Butylal	: 3001	Butyl propyl ketone	: 8362	Carbitol acetate	: 3448
Butyl alcohol	: 1431	Butyl ricinoleate	: 1588	Carbobenzoxy chloride	: 793
<i>sec</i> -Butyl alcohol	: 1432	<i>p</i> - <i>tert</i> -Butylstyrene	: 1672	Carbocaine hydrochloride	: 6707
<i>tert</i> -Butyl alcohol	: 7694	Butyl sulfate	: 3050	Carbocysteine	: 1767
<i>N</i> -[(Butylamino)carbonyl]-4-		Butyl sulfite	: 3054	Carbohydrazide	: 1745
methylbenzenesulfonamide	: 10108	Butyl 2-thiophenecarboxylate	: 1663	Carbon bisulfide	: 1743
2-(Butylamino)- <i>N</i> -(2-chloro-6-		Butyl <i>o</i> -toluate	: 1609	Carbonic anhydride	: 1741
methylphenyl)acetamide	: 1428	Butyl <i>p</i> -toluate	: 1610	Carbonic chloride fluoride	: 1757
Butylated hydroxyanisole	: 1585	2- <i>tert</i> -Butyltoluene	: 1606	Carbonochloridic acid, trichloro-	
<i>N</i> - <i>tert</i> -Butyl-2-benzothiazolesulfen-		3- <i>tert</i> -Butyltoluene	: 1607	methyl ester	: 4536
amide	: 1502	4- <i>tert</i> -Butyltoluene	: 1608	Carbon oxide	: 1746
Butyl benzyl phthalate	: 791	Butyrac 118	: 3257	Carbon selenide	: 1742
Butylbis(2-hydroxyethyl)amine	: 996	Butyraldehyde	: 1398	Carbon tetrabromide	: 9715
Butyl bromide	: 1121	Butyramide	: 1400	Carbon tetrachloride	: 9756
(±)- <i>sec</i> -Butyl bromide	: 1122	Butyric acid	: 1429	Carbon tetrafluoride	: 9839
<i>tert</i> -Butyl bromide	: 1280	Butyric anhydride	: 1430	Carbon tetraiodide	: 9905
<i>N</i> -Butylbutanamine	: 3003	Butyrolin	: 6136	4,4'-Carbonyldiphthalic anhydride	: 721
<i>N</i> - <i>sec</i> -Butyl-2-butanamine	: 3004	γ-Butyrolactam	: 9402	Carbonylhydrotris(triphenylphosph	
		<i>n</i> -Butyryl chloride	: 1437	ine)rhodium	: 10706

Carbonyl selenide	: 1752	6-Chloro- <i>N</i> - <i>tert</i> -butyl- <i>N</i> '-ethyl-1,3,5-triazine-2,4-diamine	: 9691	1-[4-(4-Chlorophenyl)-3-phenyl-2-butenyl]pyrrolidine	: 9391
Carbonyl sulfide	: 1753	5-Chloro-3- <i>tert</i> -butyl-6-methyl-2,4(1 <i>H</i> ,3 <i>H</i>)-pyrimidinedione	: 9689	4-Chlorophenyl phenyl ether	: 2225
Carboxin <i>S,S</i> -dioxide	: 8483	1-Chloro-4-[[4-(4-chlorophenyl)-methyl]thio]benzene	: 1819	2-Chlorophenyl phenyl ketone	: 1902
<i>N</i> -(Carboxymethyl)- <i>N</i> -methylglycine	: 7382	4-Chloro- <i>o</i> -cresol	: 2150	Chloropicrin	: 10261
8-Carboxyquinoline	: 9431	6-Chloro- <i>o</i> -cresol	: 2148	Chloroprene	: 1923
2-Carboxythiophene	: 10071	4-Chloro- <i>m</i> -cresol	: 2151	Chloropropenpyridamine	: 2348
1-Carboxy- <i>N,N,N</i> -trimethylmethanaminium, inner salt	: 845	6-Chloro- <i>m</i> -cresol	: 2147	2-Chloropropionic acid	: 2266
Carbromal	: 278	2-Chloro- <i>p</i> -cresol	: 2146	β -Chloropropionic acid	: 2267
Carbutamide	: 274	3-Chloro- <i>p</i> -cresol	: 2149	β -Chloropropionitrile	: 2265
Carbyloxime	: 5474	Chlorocyanohydrin	: 10243	4-Chloro- <i>N</i> -[(propylamino)carbonyl]-benzenesulfonamide	: 2258
Carfimate	: 5285	1-Chloro-2,2-difluoroethylene	: 1982	3-Chloropropyl ether	: 950
Carmustine	: 931	7-Chloro-1,3-dihydro-5-phenyl-2 <i>H</i> -1,4-benzodiazepin-2-one	: 8267	(3-Chloropropyl)triethoxysilane	: 10332
Carnegine	: 9846	6-Chloro- <i>N,N'</i> -diisopropyl-1,3,5-triazine-2,4-diamine	: 9177	6-Chloropurine	: 2286
Carnitine, <i>O</i> -propanoyl	: 9194	2-Chloro- <i>N,N</i> -dimethyl-10 <i>H</i> -phenothiazine-10-propanamine	: 2350	Chlorothymol	: 2127
γ -Carotene	: 1776	Chlorodiphenylarsine	: 4458	<i>p</i> -Chloro- <i>o</i> -toluidine	: 2103
Carvacrol	: 6515	Chlorodiphenylphosphine	: 4509	2-Chloro- <i>p</i> -toluidine-5-sulfonic acid	: 288
Carzenide	: 427	2-Chloroethanamine hydrochloride	: 2029	Chlorotrianisene	: 10695
Catechol monoethyl ether	: 4858	β -Chloroethyl acetate	: 2027	Chlorotrifluoroethylene	: 2327
CDT	: 2548	Chloroethylene carbonate	: 2014	5-[2-Chloro-4-(trifluoromethyl)-phenoxy]-2-nitrobenzoic acid	: 109
CDTA	: 2621	1-Chloro-3-ethyl-1-penten-4-yn-ol	: 4805	2-Chloro-1,7,7-trimethylbicyclo[2.2.1]heptane, <i>endo</i>	: 1067
Cellocidin	: 1677	2-Chloroethyl phenyl ketone	: 2249	Chloroxine	: 3290
Cephaeline	: 10488	3-Chloro-4-fluoronitrobenzene	: 2056	Chloroxylenol	: 2000
Cerespan	: 8506	Chloroflurazole	: 3310	Chlorphenesin	: 2226
Cerotic acid	: 5742	Chloroform	: 10245	Chlorzoxazone	: 1910
Cetane	: 5747	4-(Chloroformyl)phthalic anhydride	: 671	Cholaic acid	: 9682
1-Cetene	: 5756	α -Chlorohydrin	: 2262	Cholanic acid	: 2361
Cetyl alcohol	: 5753	5-Chloroisatoic anhydride	: 1907	Cholanthrene	: 3594
Cetyl lactate	: 5764	6-Chloro- <i>N</i> -isopropyl-1,3,5-triazine-2,4-diamine	: 2810	4-Chromanone	: 3603
Cetyl mercaptan	: 5750	6-Chlorometanilic acid	: 284	1,2-Chromene	: 724
Cetyl palmitate	: 5762	Chloromethapyrilene	: 2310	Chromium acetylacetonate	: 2383
Cetylpyridinium chloride	: 5768	1-Chloro-2-methoxybenzene	: 1855	Chromotropic acid	: 3736
Cetyl stearate	: 5769	1-Chloro-3-methoxybenzene	: 1856	Chromotropic acid disodium salt	: 9553
Chalcone	: 4521	1-Chloro-4-methoxybenzene	: 1857	Chrysanthene	: 10521
Chaulmoogric acid	: 2675	<i>N</i> -Chloro-4-methylbenzenesulfonamide sodium	: 1815	Chrysin	: 3741
Chavicol	: 202	Chloromethyl cyanide	: 1844	Chrysoidine hydrochloride	: 8818
Chelidonic acid	: 8478	Chloromethyl <i>O,O</i> -diethyl dithiophosphate	: 1834	Chrysophanic acid	: 3731
Chenodiol	: 3717	Chloromethyl ethyl ether	: 2092	C.I. Acid Green 3	: 5619
Chimyl alcohol	: 5766	Chloromethylmagnesium (Chloromethyl)oxirane	: 7433	C.I. Acid Yellow 73	: 5350
Chloral	: 10194	<i>N'</i> -(3-Chloro-4-methylphenyl)- <i>N,N</i> -dimethylurea	: 2359	C.I. Basic Red 9	: 10677
Chloral alcoholate	: 10232	(Chloromethyl)trichlorosilane	: 10217	C.I. Basic Violet 1	: 7860
Chloral ammonia	: 433	<i>o</i> -Chloronitrobenzene	: 2181	Cicutoic acid	: 2615
Chloral formamide	: 10242	<i>m</i> -Chloronitrobenzene	: 2182	C.I. Direct Red 2, disodium salt	: 723
Chloramben	: 295	<i>p</i> -Chloronitrobenzene	: 2183	C.I. Food Red 6	: 9090
Chloraminophenamide	: 283	4-Chloro-3-nitrotoluene	: 2141	C.I. Food Yellow 3	: 9667
Chloranil	: 9741	3-Chlorophenacyl bromide	: 1137	Cinchocaine	: 2997
Chlordecone	: 6568	<i>p</i> -Chlorophenacyl bromide	: 1149	Cinchomeric acid	: 9342
Chlorfenac	: 10207	<i>N'</i> -[4-(4-Chlorophenoxy)phenyl]- <i>N,N</i> -dimethylurea	: 2344	Cinchoninaldehyde	: 9429
Chlorindanol	: 1984	<i>N</i> -[[[4-(4-Chlorophenyl)amino]-carbonyl]-2,6-difluorobenzamide	: 3546	Cinchophen	: 8994
Chlorine cyanide	: 2514	4-Chloro- <i>o</i> -phenylenediamine	: 1874	Cineole	: 5297
ω -Chloroacetophenone	: 1845	2-Chloro- <i>p</i> -phenylenediamine	: 1876	Cinnamic anhydride	: 8968
<i>m</i> -Chloroacetophenone	: 2238	Chlorophenylmagnesium	: 8912	Cinnamoyl chloride	: 8972
<i>p</i> -Chloroacetophenone	: 2239	Chlorophenylmercury	: 8913	<i>trans</i> -Cinnamyl acetate	: 8971
2-Chloroacrylic acid	: 2277	<i>N'</i> -(4-Chlorophenyl)- <i>N</i> -methoxy- <i>N</i> -methylurea	: 7893	Citraconic acid	: 7090
4-Chloro-2-anisidine	: 2090	2-(2-Chlorophenyl)-2-(methylamino)-cyclohexanone, (\pm)	: 6569	Citraconic acid	: 4192
<i>N</i> -Chlorobenzenesulfonamide sodium	: 1814			Citronellal	: 4166
<i>p</i> -Chlorobenzenesulfonic acid	: 1889			Citronellene	: 4166
4-Chlorobenzenethiol, <i>S,S</i> -dioxide	: 2164			Citronellal acid	: 4194
<i>o</i> -Chlorobenzotrifluoride	: 2331			Citronellol, (+)	: 4195
<i>m</i> -Chlorobenzotrifluoride	: 2332			Citronellol, (-)	: 4196
<i>p</i> -Chlorobenzotrifluoride	: 2333			Citronellol acetate	: 4199
2-Chlorobenzyl chloride	: 1950			Civetone	: 2551
3-Chlorobenzyl chloride	: 1951			Claritin	: 6628
4-Chlorobenzyl chloride	: 1952			1,7-Cleve's acid	: 370
2-(2-Chlorobenzyl)-4,4-dimethyl-1,2-oxazolidin-3-one	: 2428			Clinestrol	: 3525
2-(4-Chlorobenzyl)-2-propylamine	: 2349			Clomethiazole	: 2043
3-Chloro-(1,1'-biphenyl)-4-ol	: 8863			Clonitrate	: 2264
				Cloprop	: 2227

Clorindione	: 2241	Cyanocyclopentane	: 2661	Cytosine arabinoside	: 2719
Clortermine	: 2243	1-Cyanocyclopentene	: 2673	2,4-D	: 3256
Clostebol	: 2070	Cyanogenamide	: 2500	2,4-D 2-Butoxyethyl ester	: 1478
Cloxyquin	: 2300	1-Cyano-2-isopropoxyethane	: 6468	2,4-D Butyl ester	: 1552
Clozaryl	: 2436	1-Cyano-3-(methylmercurio)- guanidine	: 7437	2,4-D Methyl ester	: 7192
Cobalt(III) acetylacetonate	: 2439	5-Cyano-1-pentylamine	: 319	Damascenine	: 7444
Cobalt(II) bis(acetylacetonate)	: 1043	2-Cyanothiophene	: 10066	Dansyl chloride	: 3914
Cocaethylene	: 769	3-Cyanothiophene	: 10067	Danthron	: 3694
Cocarcinogen A1	: 9800	Cyanuric acid trichloride	: 10290	Daphnetin	: 3713
Coenzyme R	: 874	Cyclamic acid	: 2640	Dapsone	: 908
2,3,6-Collidine	: 10610	Cyclobutylol	: 5076	DBMC	: 3033
2,4,6-Collidine	: 10611	β -Cyclocitral	: 10539	Deanol	: 4057
Congressane	: 2843	Cycloheptyl bromide	: 1158	Decafluorobutane	: 8696
β -Coniceine	: 9190	2,5-Cyclohexadiene-1,4-dione	: 733	Decahydro- β -naphthol	: 2745
γ -Coniceine	: 9883	Cyclohexanamine	: 2608	<i>cis</i> -Decalin	: 2743
Coniferyl alcohol	: 6185	Cyclohexanamine hydrochloride	: 2609	<i>trans</i> -Decalin	: 2744
Coniine	: 9257	(1 α ,2 α ,3 α ,4 β ,5 α ,6 β)-Cyclohexanehexol	: 6262	Decamethylene dibromide	: 2928
Copper(II) acetylacetonate	: 2463	1-Cyclohexene-1,2-dicarboxylic acid, anhydride	: 9864	Decamethylene glycol	: 2753
Coproergostane	: 4728	4-Cyclohexene-1,2-dicarboxylic acid, anhydride	: 9863	1-Decanamine	: 2778
Coprostane	: 2366	2,3-Cyclohexenopyridine	: 9892	Decanoic acid glycerol monoester	: 3752
Cordycepic acid	: 6678	Cyclohexyl alcohol	: 2587	Decanoic acid glycerol triester	: 5568
Cortisol acetate	: 5948	Cyclohexyl bromide	: 1159	Decylacetylene	: 4658
Cortisone	: 3748	Cyclohexylcarbinol	: 2584	Decyl cyanide	: 10729
Corydaldine	: 3613	Cyclohexyl chloride	: 1961	<i>N</i> -Decyl-1-decanamine	: 3335
Cotoin	: 3729	Cyclohexyl cyanide	: 2567	Decylenic alcohol	: 2774
Coumadin	: 10840	<i>N</i> -Cyclohexylcyclohexanamine	: 3321	Decyl fluoride	: 5383
Coumalic acid	: 8477	<i>N</i> -Cyclohexylcyclohexanamine, nitrite	: 3322	Decyl mercaptan	: 2756
Coumaran	: 3599	2-Cyclohexylcyclohexanone	: 860	Decyl methyl ketone	: 4633
<i>p</i> -Coumaric acid	: 6169	Cyclohexyl fluoride	: 5380	Decyl methyl sulfoxide	: 7790
Coumarilic acid	: 706	Cyclohexyl iodide	: 6289	DEET	: 3482
Coumarin	: 727	Cyclohexyl mercaptan	: 2586	Deferoxamine	: 2811
Coumarin-3-carboxylic acid	: 8457	Cyclohexyl phenyl ketone	: 762	Dehydroacetic acid	: 82
Coumarone	: 705	α -Cyclohexyl- α -phenyl-1- piperidinepropanol hydrochloride	: 10431	Dehydrobenzperidol	: 4670
Creosol	: 6847	<i>N</i> -Cyclohexyl-1-piperazineacetamide	: 4754	Dehydrobilirubin	: 869
<i>o</i> -Cresolsulfonphthalein	: 2482	Cycloleucine	: 290	7-Dehydrocholesterol	: 2363
<i>p</i> -Cresotic acid	: 6081	Cyclomaltoheptaose	: 2543	Dehydrocholic acid	: 10641
<i>o</i> -Cresotic acid	: 6082	Cyclomaltohexaose	: 2542	11-Dehydrocorticosterone	: 6176
<i>m</i> -Cresotic acid	: 6083	Cyclomaltooctaose	: 2544	Dehydroergosterol	: 4730
<i>o</i> -Cresyl acetate	: 7615	Cyclonite	: 5810	Dehydromucic acid	: 5485
<i>m</i> -Cresyl acetate	: 7616	<i>N</i> '-Cyclooctyl- <i>N,N</i> -dimethylurea	: 2703	7-Dehydrositosterol	: 9607
<i>p</i> -Cresyl acetate	: 7617	Cyclopentamine	: 4033	Dehydrotosterone	: 1060
Croceic acid	: 6122	Cyclopentanamine	: 2682	Demeclocycline	: 2776
Crocetin	: 2868	Cyclopentanoic acid	: 2663	Demeton-S	: 6555
Cromoglicic acid	: 2485	1,2-Cyclopentenophenanthrene	: 3609	Denmert	: 1468
<i>trans</i> -Crotonaldehyde	: 1440	Cyclopentyl alcohol	: 2669	11-Deoxojervine	: 2654
Crotonic acid	: 1452	Cyclopentyl bromide	: 1163	Deoxycorticosterone	: 6175
Crotonic acid anhydride	: 1454	Cyclopentyl chloride	: 1964	2'-Deoxy-5'-cytidylic acid	: 2801
Crotononitrile	: 1449	Cyclopentyl ether	: 3333	Deoxyepinephrine	: 6933
<i>cis</i> -Crotlyl alcohol	: 1455	Cyclopentyl iodide	: 6290	2'-Deoxy-5'-guanylic acid	: 2804
<i>trans</i> -Crotlyl alcohol	: 1456	Cyclopentyl mercaptan	: 2668	11-Deoxy-17-hydrocorticosterone	: 3747
Cryptocavine	: 2487	Cyclophosphane	: 2686	6-Deoxy- <i>D</i> -mannose	: 9469
Cryptoxanthin	: 1780	Cyclopropanamine	: 2697	3-Deoxypseudoaniline	: 867
Cumene	: 6478	Cyclopropyl cyanide	: 2689	Dessin	: 4411
Cumene hydroperoxide	: 6479	<i>N</i> -Cyclopropyl-1,3,5-triazine-2,4,6- triamine	: 2711	Dexamphetamine	: 8975
3- <i>p</i> -Cumenyl-2-methylpropionalde- hyde	: 7401	Cycloserine	: 341	Dextropimaric acid	: 9043
Cumic acid	: 6483	Cymarose	: 3340	Dextropropoxyphene	: 9198
Cumic alcohol	: 6480	<i>o</i> -Cymene	: 6507	1,3-Diacetin	: 9157
Cumidine	: 6475	<i>m</i> -Cymene	: 6508	Diacetonamine	: 347
Cuminaldehyde	: 6477	<i>p</i> -Cymene	: 6509	Diacetone acrylamide	: 4209
α -Cumyl alcohol	: 3959	<i>L</i> -Cysteine, <i>S</i> -(2-amino-2-carboxy- ethyl)-, (<i>R</i>)-	: 6587	1,4-Diacetoxy-2-butyne	: 1681
Cupric gluconate	: 2462	Cythrion	: 5337	Diacetyl	: 1415
Cupriethylenediamine dichloride	: 978	Cytidine 2'-monophosphate	: 2721	<i>N,N'</i> -Diacetyl-3,5-diamino-2,4,6- triiodobenzoic acid	: 2869
α -Curcumene	: 4104	Cytidine 3'-monophosphate	: 2722	Diacetylene	: 1396
Cyacetamide	: 2505	Cytidine 5'-monophosphate	: 2723	Δ 2-Dialin	: 3657
Cyamelide	: 10639			Diallylamine	: 205
Cyanocobalamin	: 10833			Diallyl phthalate	: 627
Cyanocyanamide	: 3316			Diamidafos	: 8003
Cyanocyclobutane	: 2531			2,5-Diaminoanisole	: 6787
1-Cyanocyclohexene	: 2592			<i>cis</i> -1,2-Diaminocyclohexane	: 2571

<i>trans</i> -1,2-Diaminocyclohexane	: 2572	<i>N,N</i> -Dibutyl-1-butanamine	: 10181	1,2-Dichloro-4-(trifluoromethyl)-	
4,4'-Diaminodiphenylamine	: 395	Dibutylcarbinol	: 8242	benzene	: 3116
2,4'-Diaminodiphenylmethane	: 7241	Dibutylchlorostannane	: 3059	Dichloroxylenol	: 3168
2,7-Diaminofluorene	: 5345	<i>N,N'</i> -Di- <i>tert</i> -butylethanediamine	: 3022	Dichlorophenamide	: 3101
2,6-Diamino-5-(β -D-glucopyranosyloxy)-4(1 <i>H</i>)-pyrimidinone	: 10785	Dibutyl ketone	: 8246	Dichlorprop	: 3258
2,6-Diaminohexanoic acid, (\pm)	: 6646	Di- <i>tert</i> -butylmethane	: 9962	Dicobalt octacarbonyl	: 2437
2,6-Diaminohexanoic acid, (<i>D</i>)	: 6647	Dibutylnitrosamine	: 8184	Dicryl	: 3267
2,6-Diaminohexanoic acid, (<i>L</i>)	: 6648	Dibutyltin bis(dodecyl sulfide)	: 3009	Dictamine	: 6831
1,5-Diaminonaphthalene	: 7941	Dicamba	: 3206	Dicumene	: 4046
1,8-Diaminonaphthalene	: 7942	3,3'-Dicarboxybenzidine	: 679	Dicumyl peroxide	: 1027
2,3-Diaminonaphthalene	: 7943	2,3-Dicarboxypyrazine	: 9305	<i>trans</i> -1,4-Dicyano-2-butene	: 5867
2,5-Diaminopentanoic acid, (<i>S</i>)	: 8416	2,5-Dicarboxythiophene	: 10073	2,4-Dicyano-1-butene	: 7247
2,3-Diaminophenazine	: 8751	Dichlobenil	: 3114	Dicyanodiamide	: 2517
2,6-Diamino-3-phenylazopyridine	: 8753	Dichlone	: 3231	Dicyclopentadienyl iron	: 5326
2,6-Diaminopimelic acid	: 2858	Dichloramine-T	: 3208	Dicycloverine hydrochloride	: 3331
1,3-Diaminopropane	: 9138	2,6-Dichloroanisole	: 3204	Didanosine	: 3339
2,3-Diaminopropionic acid	: 235	1,2-Dichlorobenzene	: 3092	<i>N,N</i> -Didecyl-1-decanamine	: 10321
2,6-Diaminopurine	: 9294	1,3-Dichlorobenzene	: 3093	<i>N,N</i> -Didodecyl-1-dodecanamine	: 10329
2,5-Diaminopyridine	: 9335	1,4-Dichlorobenzene	: 3094	Didodecyl thiobispropanoate	: 10048
1,3-Diamino-2-thiourea	: 1751	2,4-Dichlorobenzotrifluoride	: 3309	Dienochlor	: 8529
Diamylamine	: 4439	2,4-Dichlorobenzyl alcohol	: 3103	Diepoxybutane	: 875
1,4;3,6-Dianhydroglucitol	: 6554	3,3'-Dichloro-[1,1'-biphenyl]-4,4'-diamine	: 3108	Diethadione	: 3428
1,2-Dianilinoethane	: 4482	2,4-Dichloro-6-(<i>o</i> -chloroanilino)-s-triazine	: 464	Diethanol- <i>m</i> -toluidine	: 1003
Dianisidine	: 3847	Dichlorocyanuric acid	: 3304	Diethazine	: 3503
1,2-Diazabenzene	: 9312	3,5-Dichloro- <i>N</i> -(3,4-dichlorophenyl)-2-hydroxybenzamide	: 9773	3,5-Diethoxycarbonyl-1,4-dihydrocol- lidine	: 3429
1,5-Diazanaphthalene	: 7994	1,1-Dichloro-2,2-difluoroethylene	: 3159	1-[(3,4-Diethoxyphenyl)methyl]-6,7- diethoxyisoquinoline	: 4804
1,3-Diazine	: 9382	7,16-Dichloro-6,15-dihydro-5,9,14,18-anthrazinetetrone	: 2419	Diethoxyphosphoryl chloride	: 3420
1,4-Diazine	: 9302	2,5-Dichloro-3,6-dihydroxy-2,5-cyclohexadiene-1,4-dione	: 1818	Diethylacetaldehyde	: 4922
Diazoacetic ester	: 4973	1,4-Dichloro-2,5-dimethoxybenzene	: 2172	Diethylacetic acid	: 4924
Diazoaminobenzene	: 4533	2,4'-Dichlorodiphenyl ketone	: 2236	Diethyl 1,3-acetonedicarboxylate	: 3497
1,2-Diazole	: 9306	Dichlorodiphenyltrichloroethane (DDT)	: 10212	Diethylacetylene	: 5912
1,3-Diazole	: 6215	Dichloroethylarsine	: 4980	2-(Diethylamino)ethyl benzilate	: 575
Dibenzamine	: 2037	<i>cis</i> -1,2-Dichloroethylene	: 3177	2-Diethylaminoethyl benzilate hydrochloride	: 576
Dibenzamine hydrochloride	: 2038	<i>trans</i> -1,2-Dichloroethylene	: 3178	3-[2-(Diethylamino)ethyl]-3-phenyl- 2(3 <i>H</i>)-benzofuranone	: 443
Dibenzalacetone	: 4507	Dichloroethyl ether	: 929	2-(4-Diethylaminophenylazo)benzoic acid	: 5242
1,2;5,6-Dibenzanthracene	: 2876	2,7'-Dichloro-3,6-fluorandiol	: 3183	3-(Diethylamino)- <i>N</i> -phenylbutan- amide	: 8290
Dibenz[de,kl]anthracene	: 8736	1,1-Dichloro-2-fluoroethylene	: 3186	2-Diethylamino-2',4',6'-trimethylacet- anilide	: 10468
Dibenzo[b,def]chrysene	: 2886	2,2'-Dichlorohydrazobenzene	: 945	(Diethylamino)trimethylsilane	: 3538
Dibenzo[def,p]chrysene	: 2888	1,2-Dichloroisobutane	: 3217	Diethyl azelate	: 3494
Dibenzo[a,jk]fluorene	: 701	1,2-Dichloro-5-isocyanatobenzene	: 3265	5,5-Diethylbarbituric acid	: 571
Dibenzopyrazine	: 8750	1,3-Dichloro-5-isocyanatobenzene	: 3266	Diethyl benzalmalonate	: 3405
Dibenzo[b,e]pyridine	: 113	(Dichloromethyl)dimethylchlorosilane	: 1973	1,2-Diethylbenzene	: 3401
Dibenzopyrrole	: 1730	(Dichloromethyl)trichlorosilane	: 10220	1,3-Diethylbenzene	: 3402
Dibenzothiapyran	: 10082	2,4-Dichloro- α -naphthol	: 3232	1,4-Diethylbenzene	: 3403
Dibenzoylmethane	: 4515	2,4-Dichloro-1-(4-nitrophenoxy)- benzene	: 8099	<i>N,N</i> -Diethylbenzhydrylamine	: 3504
2,3;6,7-Dibenzphenanthrene	: 8633	2,4-Dichlorophenoxyethyl benzoate	: 9533	Diethyl bicarbamate	: 3466
Dibenzyl	: 4480	Di(4-chlorophenoxy)methane	: 941	Diethylcarbamazine	: 3489
Dibenzyl ketone	: 4518	<i>N'</i> -(3,4-Dichlorophenyl)- <i>N</i> -methoxy- <i>N</i> -methylurea	: 6617	Diethyl carbinol	: 8628
Dibromantine	: 2934	Dichlorophenylphosphine	: 8952	<i>N,N</i> -Diethylcyclohexanamine	: 2618
1,3-Dibromoacetone	: 2982	Dichlorophenylphosphine sulfide	: 8951	4- <i>N,N</i> -Diethyl-1,4-diamino-2- methylbenzene, hydrochloride	: 3484
1,2-Dibromobenzene	: 2908	Di(<i>p</i> -chlorophenyl)thiourea	: 948	Diethyldiazine 1-oxide	: 567
1,3-Dibromobenzene	: 2909	2-(3,5-Dichlorophenyl)-2-(2,2,2-trichloroethyl)oxirane, (\pm)	: 10328	2,2'-Diethyldihexyl ether	: 982
1,4-Dibromobenzene	: 2910	4,5-Dichlorophthalic anhydride	: 3201	Diethyldimethylplumbane	: 3430
4,4'-Dibromobenzilic acid isopropyl ester	: 1343	2,2-Dichloropropionic acid	: 3274	Diethyldithiocarbamate sodium salt trihydrate	: 9552
2,6-Dibromo-4-(chloroimino)-2,5-cyclohexadien-1-one	: 2988	<i>cis</i> -1,3-Dichloropropylene	: 3282	Diethylenediamine	: 9049
1,2-Dibromo-2,2-dichloroethylphosphoric acid, dimethyl ester	: 7918	<i>trans</i> -1,3-Dichloropropylene	: 3283	Diethylenediamine dihydrochloride	: 9052
1,2-Dibromo-2,4-dicyanobutane	: 1118	3,6-Dichloro-2-pyridinecarboxylic acid	: 2433	Diethylene glycol bis(allyl carbonate)	: 2831
<i>cis</i> -1,2-Dibromoethylene	: 2939	3,7-Dichloroquinoline-8-carboxylic acid	: 9414	Diethylene glycol diaminopropyl ether	: 10640
<i>trans</i> -1,2-Dibromoethylene	: 2940			Diethylene glycol divinyl ether	: 1056
Dibromogallic acid	: 2995			Diethylene glycol ethyl ether acrylate	: 4840
3,5-Dibromosalicylaldehyde	: 2953			Diethylenetriamine	: 903
3,5-Dibromosalicylic acid	: 2954				
2,5-Dibromotoluene	: 2957				
Dibutylacetylene	: 2789				
Dibutylbutadiyne	: 4618				

Diethylenetriaminepentaacetic acid	: 8659	2,5-Dihydroxyacetophenone	: 66	2,3-Dimercaptobutanedioic acid, (R*,S*)	: 9622
N,N-Diethylethanamine	: 10345	1,2-Dihydroxy-9,10-anthracenedione	: 151	2,2'-Dimercaptodiethyl sulfide	: 1018
N,N-Diethylethanamine hydrochloride	: 10346	3,9-Dihydroxy-6H-benzofuro[3,2-c][1]benzopyran-6-one	: 2474	6,8-Dimercaptooctanoic acid	: 3636
N,N-Diethylethylenediamine	: 3452	4,5-Dihydroxy-1,3-bis(hydroxymethyl)-2-imidazolidinone	: 4200	Dimethadione	: 4202
Diethyl glutaconate	: 3501	2,3-Dihydroxybutanedioic acid, (R*,R*)-(±)-	: 9678	4,4'-Dimethoxydiphenylamine	: 6836
Diethyl hydroxybutanedioate	: 3475	2,3-Dihydroxybutanedioic acid, (R*,R*)-	: 9679	4,9-Dimethoxy-7-methyl-5H-furo[3,2-g][1]benzopyran-5-one	: 6571
N,N-Diethylhydroxylamine	: 5077	2,3-Dihydroxybutanedioic acid, [S-(R*,R*)]-	: 9680	2-[2-(3,4-Dimethoxyphenyl)ethyl]-4-methoxyquinoline	: 5519
Diethyl ketone	: 8630	2,3-Dihydroxybutanedioic acid, [R-(R*,R*)]-	: 9681	(Dimethoxyphosphinylthio)-butanedioic acid	: 6657
Diethylmalonic acid	: 3515	3,3'-Dihydroxy-β,κ-caroten-6'-one, (3R,3'S,5'R)	: 1721	2,6-Dimethoxy-p-quinone	: 3858
5,5-Diethyl-1-methyl-2,4,6(1H,3H,5H)-pyrimidinetrione	: 6753	3,12-Dihydroxycholan-24-oic acid, (3α,5β,12α)	: 2800	2,3-Dimethoxystrychnidin-10-one, monohydrochloride	: 1384
O,O-Diethyl O-(4-nitrophenyl)phosphate	: 8510	2,2'-Dihydroxy-4,4'-dimethoxybenzophenone	: 1008	2,3-Dimethoxystrychnidin-10-one, sulfate, heptahydrate	: 1385
Diethylnitrosamine	: 8186	2,5-Dihydroxy-3,6-dinitro-2,5-cyclohexadiene-1,4-dione	: 8028	Dimethyl 1,3-acetonedicarboxylate	: 4210
Diethyl oxalacetate	: 3496	5,7-Dihydroxy-2-(4-hydroxyphenyl)-4H-1-benzopyran-4-one	: 498	2,4-Dimethylacetophenone	: 4249
2,3-Diethylpentane	: 5142	5,7-Dihydroxy-3-(4-hydroxyphenyl)-4H-1-benzopyran-4-one	: 5526	2,5-Dimethylacetophenone	: 4250
Diethyl phosphate	: 3467	Dihydroxymaleic acid	: 3725	3,4-Dimethylacetophenone	: 4251
N,N-Diethyl-2-propargylamine	: 3396	5,7-Dihydroxy-2-(4-methoxyphenyl)-4H-1-benzopyran-4-one	: 4	Dimethylacetylene	: 1676
N,N-Diethyl-2-propen-1-amine	: 185	5,7-Dihydroxy-6-methoxy-2-phenyl-4H-1-benzopyran-4-one	: 8419	N,N-Dimethylacrylamide	: 4280
Diethylpropion	: 3394	Di(2-hydroxy-2-methylpropyl) ketone	: 3721	1,3-Dimethylallene	: 8568
Diethyl thiophosphoryl chloride	: 3417	11,15-Dihydroxy-9-oxo-5,13-prostadienoic acid	: 9278	Dimethylaluminum chloride	: 1989
1,2-Difluorobenzene	: 3549	11,15-Dihydroxy-9-oxo-13-prostenoic acid	: 9277	4-(Dimethylamino)benzophenone	: 3917
1,3-Difluorobenzene	: 3550	L-3,4-Dihydroxyphenylalanine (3,4-Dihydroxyphenyl)	: 6607	4-(Dimethylamino)cinnamaldehyde	: 3919
1,4-Difluorobenzene	: 3551	(2,4,6-trihydroxyphenyl)methanone	: 6652	6-(Dimethylamino)-4,4-diphenyl-3-heptanone hydrochloride	: 6735
4,4'-Difluorodiphenyl	: 3552	2,3-Dihydroxy-4-(phosphonoxy)-butanal	: 4751	1,2-Dimethylaminoethane	: 9946
cis-1,2-Difluoroethylene	: 3561	8,8'-Dihydroxyrugulosin	: 6639	Dimethylaminosulfonyl chloride	: 4322
trans-1,2-Difluoroethylene	: 3562	9,10-Dihydroxystearic acid	: 3740	4-(Dimethylamino)-3,5-xylyl methylcarbamate	: 7871
Difluoromethyl ether	: 962	1,8-Dihydroxy-2,4,5,7-tetranitro-9,10-anthracenedione	: 2385	9,10-Dimethyl-1,2-benzanthracene	: 3948
(Difluoro)methylphosphine	: 7196	2,5-Dihydroxy-3-undecyl-2,5-cyclohexadiene-1,4-dione	: 4694	1,2-Dimethylbenzene	: 10851
Difluoromethyl 2,2,2-trifluoroethyl ether	: 3564	1,2-Diiodobenzene	: 3760	1,3-Dimethylbenzene	: 10852
1,2-Di-2-furanyl-2-hydroxyethanone	: 5505	1,3-Diiodobenzene	: 3761	1,4-Dimethylbenzene	: 10853
Digallic acid	: 3756	1,4-Diiodobenzene	: 3762	N,α-Dimethylbenzeneethanamine, hydrochloride, (S)-	: 6739
Digitalose	: 2807	cis-1,2-Diiodoethylene	: 3765	3,3'-Dimethylbenzidine	: 10109
Digitogenin	: 9596	3,5-Diiodosalicylic acid	: 6024	8,8-Dimethyl-2H,8H-benzo[1,2-b:5,4-b']dipyran-2-one	: 10848
Diglycidyl resorcinol ether	: 974	Diiron nonacarbonyl	: 6357	Dimethylbenzylamine	: 3971
Diglycol	: 3435	Diisoamyl ether	: 3790	1,1-Dimethyl-1,3-butadiene	: 7548
Diglycolamine	: 307	Diisoamyl phthalate	: 3791	N,N-Dimethyl-1-butanamine	: 1554
Diglycollic anhydride	: 4430	Diisobutylcarbinol	: 4081	4,4-Dimethyl-2-butenic acid	: 7585
Diglyme	: 3442	Diisobutyl ketone	: 4083	Dimethylcarbamoyl chloride	: 4002
N,N-Dihexyl-1-hexanamine	: 10429	1,5-Diisocyanatonaphthalene	: 7948	Dimethyl chlorothiophosphate	: 4262
Dihexyl ketone	: 10317	Diisopropanol	: 5836	Dimethyl citraconate	: 4129
1,2-Dihydroacenaphthylene	: 7	Diisopropenyl	: 3981	5,5-Dimethyl-1,3,6-cycloheptatriene-1-carboxylic acid	: 10090
1,4-Dihydrobenzene	: 2562	1,3-Diisopropenylbenzene	: 1024	N,N-Dimethylcyclohexanamine	: 2619
Dihydrocholesterol	: 2367	N,N-Diisopropyl-2-aminoethanol	: 3804	2,2-Dimethylcyclopropanecarboxylate	: 2706
2,3-Dihydro-5,6-dimethyl-1,4-dithiin, 1,1,4,4-tetraoxide	: 3826	Diisopropyl dioxanthogen	: 3814	N,N-Dimethyl-1-decanamine	: 4039
3,7-Dihydro-1,3-dimethyl-1H-purine-2,6-dione	: 10018	Diisopropyl ketone	: 4228	Dimethyldiacetylene	: 5788
Dihydro-4,4-dimethyl-2H-pyran-2,6(3H)-dione	: 4217	N,N'-Diisopropyl-6-(methylthio)-1,3,5-triazine-2,4-diamine	: 9130	N,N'-Dimethyl-4,4'-diaminodiphenylmethane	: 7234
Dihydro-14-hydroxycodeinone	: 8485	Dimanganese decacarbonyl	: 6675	Dimethyldiethoxysilane	: 3356
1,2-Dihydro-6-hydroxy-2-oxo-4-pyridinecarboxylic acid	: 2413	Dimedazole	: 3962	5,5-Dimethyldihydroresorcinol	: 4018
1,2-Dihydro-3H-indazol-3-one	: 6234	Dimercaprol	: 3824	Dimethyl 2,3-dihydroxybutanedioate, [R-(R*,R*)]-	: 4329
Dihydroisophorone	: 10538			2,6-Dimethyl-1,3-dioxan-4-ol acetate	: 3829
1,2-Dihydro-4-methoxy-1-methyl-2-oxo-3-pyridinecarbonitrile	: 9483			N,N-Dimethylethanamide	: 3889
4,9-Dihydro-7-methoxy-1-methyl-3H-pyrido[3,4-b]indole	: 5623			N,N-Dimethylethanamine	: 4993
7,8-Dihydromorphin-6-one	: 5954			2-(1,1-Dimethylethoxy)-1-propanol	: 9232
1,1-Dihydroperfluorooctanol	: 8550			Dimethylethoxysilane	: 4836
1,5-Dihydro-4H-pyrazolo[3,4-d]-pyrimidin-4-one	: 163			1,1-Dimethylethyl formate	: 1578
Dihydroresorcinol	: 2579			Dimethylformamide dimethyl acetal	: 3874
Dihydrosafrole	: 9216			N,N-Dimethyl-1-hexadecanamine	: 5761
4,5-Dihydrotoluene	: 7143			Dimethyl ketazine	: 36
5,6-Dihydrouracil	: 3675				
Dihydroxyacetone	: 3751				

<i>N,N</i> -Dimethylmethanamine	: 10499	<i>o</i> -Dinitrobenzene	: 4369	1,2-Diphosphonoethane	: 4790
<i>N,N</i> -Dimethylmethanamine borane	: 10500	<i>m</i> -Dinitrobenzene	: 4370	Dipicolinic acid	: 9341
<i>N,N</i> -Dimethylmethanamine hydrochloride	: 10501	<i>p</i> -Dinitrobenzene	: 4371	Dipicrylamine	: 10634
<i>N,N</i> -Dimethylmethanamine oxide	: 10502	4,4'-Dinitrobibenzyl	: 1041	Dipicryl sulfide	: 1055
2,2-Dimethyl-3-methylenebicyclo[2.2.1]heptane, (1 <i>R</i>)-	: 1706	4,4'-Dinitrocarbanilide	: 1042	Dipivaloylmethane	: 9949
2,2-Dimethyl-3-methylenebicyclo[2.2.1]heptane, (1 <i>S</i>)-	: 1707	4,6-Dinitro- <i>o</i> -cresol	: 7214	Diprazin	: 9128
Dimethyl(methylthio)borane	: 7206	2,6-Dinitro- <i>p</i> -cresol	: 7215	Di-2-propenyl 1,3-benzenedicarboxylate	: 2836
3,17-Dimethylmorphinan, (9 α ,13 α ,14 α)-	: 3820	2,6-Dinitro- <i>N,N</i> -dipropyl-4-(trifluoromethyl)aniline	: 10426	Dipropionylmethane	: 5678
Dimethyl 4-morpholinylphosphonate	: 4137	2,4-Dinitrophenyl fluoride	: 5385	Dipropylacetylene	: 8405
Dimethylnitrosamine	: 8187	2,4-Dinitroresorcinol	: 4372	Dipropylcarbinol	: 5688
2,3-Dimethyl-2-norbornene	: 3975	2,3-Dinitrotoluene	: 7208	Dipropyl ketone	: 5691
3,7-Dimethyl-1,6-octadien-3-ol, (\pm)-	: 6612	2,4-Dinitrotoluene	: 7209	Dipropyl phthalate	: 628
3,7-Dimethyl-1,6-octadien-3-yl acetate	: 6613	2,5-Dinitrotoluene	: 7212	<i>N,N</i> -Dipropyl-1-propanamine	: 10668
<i>N,N</i> -Dimethyl-1-octanamine	: 8388	2,6-Dinitrotoluene	: 7211	α,α' -Dipyridyl	: 893
1,3-Dimethylolethyleneurea	: 1009	3,4-Dinitrotoluene	: 7213	γ,γ' -Dipyridyl	: 897
Dimethylolpropionic acid	: 6049	3,5-Dinitrotoluene	: 7210	Dipyrrithione	: 4569
4,4-Dimethylphenidone	: 4255	<i>N,N'</i> -Diocetadecanoylthanediamine	: 5020	Direct Blue 6	: 2390
2,3-Dimethylphenol	: 10854	Diocetadecyl thiobispropanoate	: 4576	Diresorcinol	: 889
2,4-Dimethylphenol	: 10855	Diocetyl decanedioate	: 4423	Dirhenium decacarbonyl	: 9472
2,5-Dimethylphenol	: 10856	<i>N,N</i> -Diocetyl-1-octanamine	: 10636	Dirhodium tetracarbonyl dichloride	: 9475
2,6-Dimethylphenol	: 10857	Di- <i>sec</i> -octyl phthalate	: 986	Disalicylidene-1,2-ethanediamine	: 992
3,4-Dimethylphenol	: 10858	Diosgenin	: 9597	Disalicylidene-1,3-propanediamine	: 9146
3,5-Dimethylphenol	: 10859	Diosphenol	: 6090	Disophenol	: 3769
2-[(2,3-Dimethylphenyl)amino]-benzoic acid	: 6689	1,3-Dioxacyclohexane	: 4427	Distannoxane, hexakis(2-methyl-2-phenylpropyl)-	: 5313
Dimethyl- <i>p</i> -phenylenediamine	: 3952	1,4-Dioxacyclohexane	: 4428	Distearylamine	: 4417
2,6-Dimethylphenyl isocyanate	: 6409	1,3-Dioxacyclopentane	: 4433	1,3-Dithiacyclopentane	: 4590
3,5-Dimethylphenyl methylcarbamate	: 10866	<i>trans</i> -1,7-Dioxadispiro[4.0.4.2]-dodeca-3,9-diene-2,8-dione	: 459	3-(Di-2-thienylmethylene)-1-methylpiperidine	: 10102
<i>N</i> -(2,6-Dimethylphenyl)-1-methyl-2-piperidinecarboxamide	: 6706	Dioxin	: 9743	3,3'-Dithiobis(2-aminopropanoic acid)	: 2718
3,4-Dimethyl-2-phenylmorpholine	: 8756	1,2-Dioxocyclohexane	: 2578	2,2'-Dithiobis[benzothiazole]	: 6710
Dimethyl phosphate	: 4109	2-(2,6-Dioxo-3-piperidinyl)-1 <i>H</i> -isoindole-1,3(2 <i>H</i>)-dione	: 10011	2,4-Dithiobiuret	: 10057
Dimethylphosphoramidocyanidic acid, ethyl ester	: 9672	2,5-Di- <i>tert</i> -pentyhydroquinone	: 971	Dithiocarb sodium	: 9551
<i>O,O</i> -Dimethyl phosphorodithionate	: 4052	Dipentyl maleate	: 4440	Dithiocyanatomethane	: 7248
Dimethyl pimelate	: 4079	<i>N,N</i> -Dipentyl-1-pentanamine	: 10642	1,2-Dithiolane-3-pentanamide	: 6619
2,2-Dimethyl-1-propanamine	: 4281	Diphemethoxidine	: 4505	1,2-Dithiolane-3-pentanoic acid	: 10049
2,2-Dimethylpropane	: 8006	Diphenadione	: 4453	Dithiosalicylic acid	: 5978
Dimethylpropanedioc acid	: 4127	Diphenhydramine	: 4503	Di- <i>p</i> -Tolyl disulfide	: 1025
1,1-Dimethylpropargyl alcohol	: 7115	<i>o,o'</i> -Diphenic acid	: 883	Di- <i>p</i> -tolylmercury	: 1028
<i>N,N</i> -Dimethyl-2-propargylamine	: 3924	Diphenyl	: 876	Di- <i>p</i> -tolyl sulfide	: 1030
<i>N,N</i> -Dimethyl-2-propen-1-amine	: 186	Diphenylacetic acid	: 8828	Di- <i>p</i> -tolyl sulfone	: 1031
Dimethylpropylamine	: 4272	1,1-Diphenylacetone	: 4517	Di-tridecyl thiodipropionate	: 1049
<i>N</i> -(1,1-Dimethyl-2-propynyl)-3,5-dichlorobenzamide	: 9276	<i>N,N</i> -Diphenylbenzenamine	: 10643	Diundecyl ketone	: 10301
<i>N,N</i> -Dimethyl-1 <i>H</i> -purin-6-amine	: 3925	<i>N,N'</i> -Diphenylbenzidine	: 4462	Divinyl	: 1393
1,5-Dimethyl-2,4(1 <i>H</i> ,3 <i>H</i>)-pyrimidine-dione	: 7825	<i>sym</i> -Diphenylcarbazine	: 4475	Divinylacetylene	: 5786
Dimethylsiloxane cyclic trimer	: 5815	Diphenyldiacetylene	: 4464	1,2-Divinylbenzene	: 4600
Dimethyl suberate	: 4179	<i>cis</i> -Diphenyldiazene	: 559	1,3-Divinylbenzene	: 4601
5,8-Dimethyltolcol	: 10104	<i>trans</i> -Diphenyldiazene	: 558	1,4-Divinylbenzene	: 4602
7,8-Dimethyltolcol	: 10105	Diphenyldiazene 1-oxide, (<i>E</i>)	: 565	DMF	: 4061
<i>N,N</i> -Dimethyl- <i>o</i> -toluidine	: 7202	Diphenyldiazene 1-oxide, (<i>Z</i>)	: 566	DMSO	: 4328
<i>N,N</i> -Dimethyl- <i>m</i> -toluidine	: 7203	Diphenyl disulfide-2,2'-dicarboxylic acid	: 4584	Docusate sodium	: 988
<i>N,N</i> -Dimethyl- <i>p</i> -toluidine	: 7204	Diphenylene dioxide	: 2883	1-Dodecanamine	: 4640
5-(3,3-Dimethyl-1-triazenyl)-1 <i>H</i> -imidazole-4-carboxamide	: 2729	Diphenylethanedione	: 681	1-Dodecanamine, acetate	: 4641
<i>N,N</i> -Dimethyltryptamine	: 4117	<i>cis</i> -1,2-Diphenylethene	: 9612	5-Dodecanolide	: 5711
Dimethylvinyl chloride	: 2160	<i>trans</i> -1,2-Diphenylethene	: 9613	<i>N</i> -Dodecanoylsarcosine	: 7538
Dimetridazole	: 4159	Diphenylethenone	: 4495	<i>N</i> -Dodecyl-1-dodecanamine	: 3342
β,β' -Dinaphthylamine	: 7990	Diphenyl ether 4,4'-disulfonyl chloride	: 8480	Dodecylguanidine, monoacetate	: 4660
Dinicotinic acid	: 9343	1,3-Diphenylguanidine	: 4489	1-Dodecylhexahydro-2 <i>H</i> -azepin-2-one	: 6595
Dinitolmide	: 7207	5,5-Diphenyl-2,4-imidazolidinedione	: 9016	Dodecyl methyl ketone	: 9798
3,5-Dinitroanisole	: 6820	Diphenyl ketone	: 718	Dodecyltrichlorosilane	: 10226
		Diphenyl ketoxime	: 720	Dopamine hydrochloride	: 311
		<i>N,N</i> -Diphenylnitrosamine	: 8189	Dowicide 9	: 1967
		<i>N,N'</i> -Diphenyl- <i>p</i> -phenylenediamine	: 4459	Doxenitoin	: 4493
		1,1-Diphenyl-4-piperidinyl-1-butanol	: 4448	Drosophilin A	: 9757
		1,1-Diphenyl-3-(1-piperidinyl)-1-propanol	: 9112	DTBP	: 3038
		<i>sym</i> -Diphenylthiourea	: 4532	Dulcin	: 4864
		Diphos	: 973	Dulcose	: 5512
				Durene	: 9923

Durindone Red	: 852	Ethanoyl iodide	: 74	Ethylene disulfonic acid	: 4791
Durohydroquinone	: 9926	Ethene	: 5015	Ethylene fluorohydrin	: 5387
Duroquinone	: 9935	1-(Ethenyloxy)butane	: 1673	Ethylene glycol	: 4772
Dymanthine	: 4320	1-(Ethenyloxy)decane	: 2787	Ethylene glycol diacetate	: 4775
Dypnone	: 4470	1-(Ethenyloxy)hexadecane	: 5771	Ethylene glycol diacrylate	: 4776
Echinatine-3'-epimer	: 9486	2-(Ethenyloxy)-2-methylpropane	: 1674	Ethylene glycol dibenzoate	: 4777
Echinopsine	: 7775	1-(Ethenyloxy)octadecane	: 8328	Ethylene glycol dibutyl ether	: 3000
Edetate calcium disodium	: 4573	1-(Ethenyloxy)propane	: 9270	Ethylene glycol didodecanoate	: 4778
Edetate sodium	: 10002	2-(Ethenyloxy)propane	: 6546	Ethylene glycol diethyl ether	: 3360
EDTA	: 5018	3-(Ethenyloxy)-1-propene	: 213	Ethylene glycol diformate	: 4779
EDTA disodium	: 5019	Ethenzamide	: 4827	Ethylene glycol dimethacrylate	: 4781
EEDQ	: 5026	Ethide	: 3239	Ethylene glycol dimethyl ether	: 3863
Ehrlich's reagent	: 3900	Ethinamate	: 5288	Ethylene glycol dinitrate	: 4782
1-Eicosanamine	: 6208	Ethionamide	: 5234	Ethylene glycol dipalmitate	: 4780
Elemol	: 4692	Ethohexadiol	: 5048	Ethylene glycol diphenyl ether	: 4450
<i>cis</i> -Eleostearic acid	: 8309	Ethosuximide	: 5157	Ethylene glycol distearate	: 4783
<i>trans</i> -Eleostearic acid	: 8310	2-Ethoxy-1,1-bis(ethoxycarbonyl)-ethene	: 3455	Ethylene glycol ditetradecanoate	: 4784
Emodin	: 10441	(Ethoxycarbonyl)acetylene	: 5229	Ethylene glycol dithiocyanate	: 4785
Enanthaldoxime	: 5669	<i>N</i> -(Ethoxycarbonyl)phthalimide	: 1734	Ethylene glycol monoacetate	: 4786
Enanthic acid	: 5683	2-[2-(2-Ethoxyethoxy)ethoxy]ethanol	: 10361	Ethylene glycol monoallyl ether	: 200
ENTPROL	: 9902	1-Ethoxyhexane	: 5061	Ethylene glycol monobenzoate	: 4787
Eosine YS	: 9713	Ethoxyquin	: 4835	Ethylene glycol monobenzyl ether	: 817
Epiandrostanediol	: 454	Ethoxzolamide	: 4832	Ethylene glycol monobutyl ether	: 1473
Epiandrosterone	: 5964	Ethylacetylene	: 1675	Ethylene glycol monobutyl ether acetate	: 1477
Epicholestanol	: 2368	Ethyl alcohol	: 4800	Ethylene glycol monoethyl ether	: 4839
Epicholesterol	: 2370	Ethylallene	: 8564	Ethylene glycol monoethyl ether acetate	: 4841
16-Epiestriol	: 4762	Ethyl 2-allylacetoacetate	: 4877	Ethylene glycol monoethyl ether acrylate	: 4842
2,3-Epoxy-4-oxo-7,10-dodecadien-amide, (2 <i>R</i> ,3 <i>S</i>)-	: 1805	Ethylaluminum chloride	: 3181	Ethylene glycol mono(2-ethylhexyl) ether	: 5064
2,3-Epoxypropyl ethyl ether	: 4851	Ethylaluminum sesquichloride	: 10292	Ethylene glycol monoheptyl ether	: 5905
1,2-Epoxytetradecane	: 4649	Ethyl aminoacetate hydrochloride	: 5578	Ethylene glycol monomethacrylate	: 6042
12,13-Epoxytrichothec-9-en-4-ol acetate	: 10297	Ethyl aminobenzoate	: 4884	Ethylene glycol monomethyl ether	: 6822
EPTC	: 4552	Ethyl 2-amino-3-phenylpropionate	: 8807	Ethylene glycol monomethyl ether acetate	: 6825
Equilenin	: 6036	<i>N</i> -Ethylamphetamine	: 5118	Ethylene glycol monopropyl ether	: 9197
Equilin	: 6037	<i>N</i> -Ethylbenzenemethanamine	: 796	Ethylene glycol monostearate	: 4788
Ergometrine	: 4725	α -Ethylbenzyl alcohol	: 4899	Ethylene glycol monosulfite	: 4789
Ergostanol	: 4729	Ethylbenzylamine	: 797	Ethylene glycol monovinyl ether	: 10818
α -Ergosterol	: 4736	3-(α -Ethylbenzyl)-4-hydroxycoumarin	: 8794	Ethylene oxide	: 8447
γ -Ergosterol	: 4735	Ethyl 2-benzylidene-2-cyanoacetate	: 4960	Ethylene sulfide	: 10041
Ergosterol	: 4731	<i>N</i> -Ethyl-bis(3-phenylpropyl)amine	: 223	Ethylene thiourea	: 6219
Erucamide	: 4614	Ethyl bromide	: 1192	Ethylene urea	: 6221
Erucic acid	: 4616	Ethyl 6-bromocaproate	: 4914	<i>N</i> -Ethylethanamine	: 3378
Erythritol	: 1423	Ethyl bromomalonate	: 3409	<i>N</i> -Ethylethanamine hydrochloride	: 3379
Erythrityl tetranitrate	: 1424	Ethyl α -bromopropionate	: 4920	Ethyl ether	: 3454
Esculetin	: 3712	Ethyl 3-bromopyruvate	: 4917	Ethyl 2-ethylcaproate	: 5029
α -Estradiol	: 4757	<i>N</i> -Ethyl-1-butanamine	: 1565	17 β -Ethyletiocholane	: 9102
β -Estradiol	: 4758	2-Ethyl-1-butanamine	: 4934	Ethyl fluoride	: 5386
Estradiol benzoate	: 4760	Ethyl <i>tert</i> -butyl ether	: 1569	Ethyl 2-furanoate	: 5037
Estragole	: 6893	Ethyl butyl ketone	: 5690	Ethyl heptyl ketone	: 2764
Estriol	: 4761	Ethyl caprate	: 4972	Ethyl 1-hexamethyleneiminecarbo-thiolate	: 7886
Ethacridine	: 4821	Ethyl carbazate	: 5066	2-Ethyl-1-hexanamine	: 5057
Ethamivan	: 3468	Ethyl carbonate	: 3416	2-Ethyl-2-hexanol	: 7300
Ethanal	: 14	Ethyl chloride	: 2018	Ethyl hexyl ketone	: 8244
Ethanamide	: 17	Ethyl chloromalonate	: 3419	3-Ethylhomocysteine, (<i>R</i>)	: 4809
Ethanamine	: 4879	Ethyl α -chloropropionate	: 4947	3-Ethylhomocysteine, (<i>S</i>)	: 4810
Ethanamine hydrochloride	: 4880	Ethyl crotonate	: 4930	Ethyl hydrogen peroxide	: 5070
Ethane, 1,1-dichloro-2,2-bis(<i>p</i> -ethylphenyl)-	: 8735	Ethyl cyanide	: 9147	Ethyl hydrosorbate	: 5054
Ethaneperoxoic acid	: 8732	Ethyl 2-cyano-2-propenoate	: 4955	Ethyl 2-hydroxypropionate	: 5096
Ethanethioamide	: 10043	<i>N</i> -Ethylcyclohexanamine	: 2623	5-Ethylidenebicyclo[2.2.1]hept-2-ene	: 5082
Ethanoic acid	: 21	Ethyl dibunate	: 4978	Ethylidene diacetate	: 4774
Ethanolamine O-phosphate	: 9026	<i>N</i> -Ethyl-diethanolamine	: 999	Ethylidene dibromide	: 2937
Ethanol, 2,2'-[1,2-ethanediylbis(oxy)]-bis-, dinitrate	: 10360	Ethyl 2,2-dimethylpropionate	: 5006	Ethylidene dichloride	: 3173
Ethanol, germanium(4+) salt	: 9807	Ethylene bromohydrin	: 1193	Ethylidene difluoride	: 3558
Ethanol, tantalum(5+) salt	: 8577	Ethylene chlorohydrin	: 2020	Ethyl iodide	: 6297
Ethanoyl bromide	: 57	Ethylenediamine	: 4770	Ethyl 10-(4-iodophenyl)undecanoate	: 6350
Ethanoyl chloride	: 58	Ethylenediamine dihydrochloride	: 4771		
Ethanoyl fluoride	: 69	Ethylene dibromide	: 2938		
		Ethylene dichloride	: 3174		
		Ethylene difluoride	: 3559		
		Ethylene dimercaptan	: 4793		

Ethyl isobutanoate	: 5153	Ethyltrimethylplumbane	: 5276	2-Furanacrylonitrile	: 5498
Ethyl isocrotonate	: 4929	Ethyl undecylate	: 5279	2-Furanmethanol	: 5503
5-Ethyl-5-isopentyl-2,4,6(1 <i>H</i> ,3 <i>H</i> ,5 <i>H</i>)-pyrimidinetrione	: 442	Ethyl valerate	: 5193	2-Furanmethanol, propanoate	: 5504
Ethyl isopropyl ketone	: 7573	Ethyl vanillin	: 4844	2-(2-Furanyl)-3-(5-nitro-2-furanyl)-2-propenamide	: 5509
Ethyl isopropylmalonate	: 3473	Ethyl vinyl ketone	: 8652	Furfurylamine	: 5486
Ethyl isovalerate	: 5123	Ethyne	: 67	Furfuryl disulfide	: 3572
Ethyl linoleate	: 5178	Ethynylbenzene	: 8800	Furfuryl ether	: 3573
Ethyl linolenate	: 5179	Ethynyl methyl ketone	: 1686	2-Furfuryl methyl ketone	: 5496
<i>N</i> -Ethylmaleimide	: 5240	Etidronic acid	: 6035	Furfuryl valerate	: 5493
Ethyl mercaptan	: 4797	Etiocholanolic acid	: 453	α -Furildioxime	: 3570
Ethyl mesoxalate	: 3474	Etocrilene	: 4956	2-Furoic acid	: 5483
Ethyl 4-methoxyphenyl ketone	: 6880	Eucarvone	: 10529	Furo[3,4- <i>b</i>]pyridine-5,7-dione	: 9344
Ethyl 4-methylcaproate	: 5144	Eugenol	: 196	Fusaric acid	: 1659
<i>N</i> -Ethyl- <i>N</i> -methylathanamine	: 3479	1,3,4-Eugenol acetate	: 197	Fyrol FR-2	: 10682
Ethyl 3-methyl-3-phenylglycidate	: 5151	Exaltol	: 2656	4- <i>O</i> - β - <i>D</i> -Galactopyranosyl- <i>D</i> -fructose	: 6582
<i>N</i> -Ethyl-2-methyl-2-propen-1-amine	: 5109	Exaltolide	: 8425	6- <i>O</i> - α - <i>D</i> -Galactopyranosyl- <i>D</i> -glucose	: 6693
Ethyl nicotinate	: 5236	FAD	: 5332	Galegine	: 7103
<i>N</i> -Ethyl- <i>N</i> -nitroethanamine	: 8094	Fagarine	: 3865	Gallacetophenone	: 10445
2-Ethyl-2-[(nitrooxy)methyl]-1,3-propanediol, dinitrate	: 9176	Felbinac	: 877	Gallic acid	: 10437
Ethyl octadecanoate	: 5245	α -Fenchyl alcohol, (<i>l</i>)	: 10516	Geissoschizoline	: 2494
Ethyl <i>cis</i> -9-octadecenoate	: 5185	Fenoprofen	: 8787	Gemfibrozil	: 4245
Ethyl oenanthate	: 5042	Fenpiprane	: 4522	Genetron 132b-B2	: 2932
Ethyl oxalyl chloride	: 4946	Fenticlor	: 994	Genite	: 3260
Ethylloxirane	: 4710	Fenuron	: 4259	Gentian violet	: 2488
Ethyl [(4-oxo-2-phenyl-4 <i>H</i> -1-benzopyran-7-yl)oxy]acetate	: 4679	Ferric acetylacetonate	: 6360	Gentisic acid	: 3706
Ethylparaben	: 5073	Ferron	: 6051	Gentisin	: 3730
2-Ethyl-3,5,6,7,8-pentahydroxy-1,4-naphthalenedione	: 4676	Fischer's base	: 7249	Gentisyl alcohol	: 6080
Ethyl <i>tert</i> -pentyl ether	: 4849	Flavone	: 8843	Geranic acid	: 4167
Ethyl pentyl ketone	: 8361	Flopropione	: 10447	<i>trans</i> -Geranyl bromide	: 1185
Ethyl 2-(4-phenoxyphenoxy)-ethylcarbamate	: 5319	Floxuridine	: 2802	Germanium tetramethyl	: 9947
Ethyl phenylacetylenecarboxylate	: 5212	Fludroxycortide	: 5437	Germanium tetraphenyl	: 9990
Ethyl phenylglyoxylate	: 5188	Flufenamic acid	: 10411	Gibbs' reagent	: 3141
Ethyl <i>trans</i> -3-phenyl-2-propenoate	: 4952	Fluometuron	: 4347	Gitogenin	: 9592
5-Ethyl-5-phenyl-2,4,6(1 <i>H</i> ,3 <i>H</i> ,5 <i>H</i>)-pyrimidinetrione	: 8761	Fuopromazine	: 10425	Glucamine	: 292
Ethyl phosphate	: 10365	9 <i>H</i> -Fluorene-9-carboxylic acid, 2-chloro-9-hydroxy-	: 1831	δ - <i>D</i> -Gluconolactone	: 6578
Ethylphosphoric acid dichloride	: 5215	Fluorenone	: 5348	3- <i>O</i> - β - <i>D</i> -Glucopyranosyl- <i>D</i> -glucose	: 6583
Ethyl 2-picolinate	: 5235	Fluorescin	: 3757	6- <i>O</i> - α - <i>D</i> -Glucopyranosyl- <i>D</i> -glucose	: 6439
3-Ethyl-4-picoline	: 5155	Fluorine cyanide	: 2515	6- <i>O</i> - β - <i>D</i> -Glucopyranosyl- <i>D</i> -glucose	: 5527
4-Ethyl-2-picoline	: 5156	Fluoroacetic acid amide	: 5351	6-(β - <i>D</i> -Glucopyranosyloxy)-7-hydroxy-2 <i>H</i> -1-benzopyran-2-one	: 4755
Ethyl pivaloylacetate	: 5002	Fluoroacetone	: 5417	<i>D</i> -Glucosamine	: 293
<i>N</i> -Ethyl-2-propanamine	: 5090	Fluoroethanoic acid	: 5352	<i>D</i> -Glucose, 6-benzoate	: 10766
Ethyl propenoate	: 4878	Fluoroethyne	: 5354	<i>D</i> -Glucuronolactone	: 5551
Ethyl propionate	: 5224	Fluoroform	: 10395	<i>L</i> -Glutamic acid,	
1-Ethyl-2-propylacetylene	: 5714	Fluoroformaldehyde	: 5464	5-[2-[4-(hydroxymethyl)phenyl]-hydrazide]	: 139
<i>N</i> -(1-Ethylpropyl)-3,4-dimethyl-2,6-dinitroaniline	: 8520	<i>o</i> -Fluoronitrobenzene	: 5405	<i>L</i> - γ -Glutamyl- <i>L</i> -cysteinylglycine	: 5558
Ethyl propyl ketone	: 5854	<i>m</i> -Fluoronitrobenzene	: 5406	<i>L</i> - γ -Glutamyl- <i>L</i> -cysteinylglycine disulfide	: 5559
Ethyl pyruvate	: 5189	<i>p</i> -Fluoronitrobenzene	: 5407	Glutaraldehyde	: 8608
3-Ethylrhodanine	: 5263	3-Fluoro-4-nitrotoluene	: 5401	Glutaronitrile	: 8610
Ethyl ricinoleate	: 5080	5-Fluoro-2,4(1 <i>H</i> ,3 <i>H</i>)-Pyrimidinedione	: 5432	Glyceric acid	: 3750
Ethyl sorbate	: 5045	Fluorotrinomethane	: 10628	Glycerol β -chlorohydrin	: 2263
α -Ethylstyrene	: 8857	Fluoxiprednisolone	: 10136	Glycerol 3-methyl ether	: 6886
Ethyl succinate	: 3527	Fomepizole	: 7727	Glycerol triacetate	: 10128
Ethyl sulfite	: 3530	Formaldehyde, dipropyl acetal	: 4546	α -Glycerophosphoric acid	: 5567
Ethyl sulfone	: 3531	Formaldehyde, trimer	: 10638	Glyceryl <i>p</i> -aminobenzoate	: 9156
Ethylsulfonic acid	: 4795	Formamidine	: 6748	Glycidaldehyde	: 8448
Ethylsulfonylethyl alcohol	: 5250	Formamidine acetate	: 6749	Glycidol	: 8449
Ethyl tartrate, acid	: 5252	Formanilide	: 8882	Glycidol methacrylate	: 4716
Ethyl tetraphosphate	: 5791	Formylcyclopropane	: 2691	Glycidyl acrylate	: 4715
6-(Ethylthio)- <i>N,N'</i> -diisopropyl-1,3,5-triazine-2,4-diamine	: 4544	3-Formylphenol	: 5968	Glycine, <i>N,N</i> -bis(phosphonomethyl)-	: 5601
1-(Ethylthio)octane	: 5184	4-Formylphenol	: 5969	Glycine, ethyl ester	: 4881
<i>N</i> -Ethyl-4-toluidine	: 5116	5-Formyl-5,6,7,8-tetrahydrofolic acid	: 5443	Glycine, <i>N</i> -(phosphonomethyl)-	: 5599
Ethyltrichlorosilane	: 10235	3-Formylthiophene	: 10070	Glycinol	: 4801
		Forstab	: 5060	Glycol salicylate	: 6041
		Fraxetin	: 3727	Glyconitrile	: 5960
		Fuchsin, acid	: 108	Glycosine	: 7044
		Fumaric acid dichloride	: 1447	Glyoxaline-5-alanine	: 5918
		Fumarine	: 9280		
		2-Furaldehyde	: 5502		
		2-Furanacrylic acid	: 5499		

Gramine	: 4118	1-Hexanamine	: 5889	3-Hydroxybenzyl alcohol	: 5984
Guaiaicol	: 6855	Hexanedinitrile	: 133	4-Hydroxybenzyl alcohol	: 5985
Guaiaicol benzoate	: 6858	1,6-Hexanedioic acid	: 132	2-Hydroxybicyclopentyl	: 862
Guaiaicol carbonate	: 6859	6-Hexanelactam	: 1719	Hydroxybutanedioic acid	: 6662
Guaiaicol phosphate	: 6860	5-Hexanoic acid	: 5870	4'-Hydroxybutyranilide	: 6151
Guaiaicol valerate	: 6874	Hexazole	: 2624	3-Hydroxybutyric acid lactone	: 7535
Guaiazulene	: 4120	Hexose monophosphate	: 5472	2'-Hydroxychalcone	: 6165
Guaifenesin	: 6862	Hexylacetylene	: 8402	2-Hydroxy-5-chloroaniline	: 289
Guaifenesin-1-carbamate	: 6761	Hexyl bromide	: 1223	Hydroxycyclobutane	: 2534
Guajen	: 4145	1-Hexyl-1,3-butadiene	: 2740	5-Hydroxydecanoic acid lactone	: 9879
Guanosine 5'-(trihydrogen diphosphate)	: 5616	Hexyl caproate	: 5898	3-(4-Hydroxy-3,5-dimethoxyphenyl)-2-propenoic acid	: 9541
5'-Guanylic acid	: 5617	Hexyl chloride	: 2066	2-Hydroxy-1,2-diphenylethanone, (±)	: 714
5'-Guanylic acid, disodium salt	: 5618	2-Hexyl chloride	: 2067	17-Hydroxyestr-4-en-3-one	: 7924
Guvacine	: 9889	3-Hexyl chloride	: 2068	2-(2-Hydroxyethoxy)ethyl laurate	: 3446
Gynergen	: 4738	5-Hexyldihydro-2(3H)-furanone	: 6023	2-(2-Hydroxyethyl)piperidine	: 9065
Halazone	: 3074	Hexylene glycol	: 7555	4-(2-Hydroxyethyl)piperidine	: 9066
Halon 1011	: 1147	Hexyl ether	: 3587	2-Hydroxyethyl 2-propenoate	: 6038
Halon 1121	: 1168	Hexyl fluoride	: 5390	<i>p</i> -Hydroxyhydrocinnamic acid	: 5986
Halon 1211	: 1142	<i>N</i> -Hexyl-1-hexanamine	: 3586	Hydroxyhydroquinone	: 674
Halon 2302	: 2994	Hexyl iodide	: 6306	7-Hydroxy-3-(4-hydroxyphenyl)-4 <i>H</i> -1-benzopyran-4-one	: 2731
Halothane	: 1155	Hexyl mercaptan	: 5845	α -Hydroxy-1 <i>H</i> -indole-3-propanoic acid	: 6252
Hecogenin	: 6193	Hexyl methyl ketone	: 8360	4-Hydroxyisophthalic acid	: 5979
Helicin	: 5542	2-[2-(Hexyloxy)ethoxy]ethanol	: 3449	4-[1-Hydroxy-2-[isopropylamino]-ethyl]-1,2-benzenediol	: 6547
Hemimellitene	: 10507	2-Hexyl-3-phenyl-2-propenal	: 8928	<i>N</i> -Hydroxyl-1-naphthalenamine	: 7988
Hemimellitic acid	: 668	Hexyl propyl ketone	: 2765	3-Hydroxy-2-methoxy-5-methyl-2,5-cyclohexadiene-1,4-dione	: 5477
Hemipyocyanine	: 8752	4-Hexylresorcinol	: 5891	7-Hydroxy-3-(4-methoxyphenyl)-4 <i>H</i> -1-benzopyran-4-one	: 5455
Hendecane	: 10728	Hexyl sulfide	: 3590	(2-Hydroxy-4-methoxyphenyl)(2-hydroxyphenyl)methanone	: 4435
8,10,12-Heptadecatriene-4,6-diyne-1,14-diol	: 2389	Hexyltrichlorosilane	: 10241	<i>N</i> -(Hydroxymethyl)acrylamide	: 6104
Heptaldehyde	: 5668	3-Hexynol	: 5914	17-Hydroxy-17-methylandro-4-en-3-one, (17 β)	: 7794
Heptamethylene chlorohydrin	: 2064	Hippuric acid	: 766	2-Hydroxy-3-(3-methyl-2-butenyl)-1,4-naphthalenedione	: 6588
Heptamethylene dibromide	: 2946	HMX	: 2701	4-Hydroxy- <i>N</i> -methylcarbostyryl	: 6108
1-Heptanamine	: 5703	HN1	: 1948	5-Hydroxymethylcytosine	: 332
Heptylacetylene	: 8261	Homocamfin	: 6512	5-(Hydroxymethyl)-2-furaldehyde	: 6088
Heptyl alcohol	: 5685	Homogentisic acid	: 3703	4-Hydroxy-4-methyl-2-pentanone	: 2821
Heptyl bromide	: 1218	Homovanillic acid	: 6061	1-Hydroxy-4-[(4-methylphenyl)-amino]-9,10-anthracenedione	: 154
2-Heptyl bromide	: 1219	Hordenine	: 3912	5-Hydroxy-3-methyl-1-phenylpyrazole	: 3652
4-Heptyl bromide	: 1220	Hydantoin	: 6218	5-Hydroxy-6-methyl-3,4-pyridinedimethanol hydrochloride	: 9376
Heptyl chloride	: 2060	Hydnocarpic acid	: 2676	4-Hydroxy-19-methyl-16,19-secostrychnidine-10,16-dione	: 10839
Heptyl ether	: 3583	Hydracrolein	: 6179	1-[6-Hydroxy-2-(1-methylvinyl)-5-benzofuranyl]ethanone	: 5298
<i>N</i> -Heptyl-1-heptanamine	: 3582	Hydracrylic acid	: 6183	2-Hydroxy-1-naphthoic acid	: 6113
Heptylidene acetone	: 2775	Hydracrylonitrile	: 6182	1-Hydroxy-2-naphthoic acid	: 6114
Heptyl mercaptan	: 5681	1,2-Hydrazinedicarbothioamide	: 4587	3-Hydroxy-2-naphthoic acid	: 6115
Heptyl methyl ketone	: 8243	1-Hydrazinophthalazine	: 5929	4-Hydroxynonanoic acid lactone	: 3661
Heptyl sulfide	: 3585	Hydrazobenzene	: 4492	5-Hydroxyoctanoic acid lactone	: 9882
α -Hexachlorocyclohexane	: 5731	Hydrocarbostyryl	: 3677	4-Hydroxy- α -oxobenzenepranoic acid	: 6163
β -Hexachlorocyclohexane	: 5732	Hydrocinnamic acid	: 653	4' β -Hydroxy-19-oxogomphoside	: 1703
1,4,5,6,7,7-Hexachloro-5-norbornene-2,3-dicarboxylic acid	: 1828	Hydrocinnamic aldehyde	: 650	16-Hydroxypalmitic acid	: 6046
Hexachloropentadiene dimer	: 7878	Hydrocinnamitrile	: 651	7-Hydroxy-3 <i>H</i> -phenoxazin-3-one, 10-oxide	: 9453
1-Hexadecanamine	: 5759	Hydrocinnamyl alcohol	: 654	4-Hydroxy- <i>L</i> -phenylalanine	: 10721
6-Hexadecanoylascorbic acid	: 519	Hydrocyanic acid	: 5952	4-Hydroxyphenyl phenyl ketone	: 5997
Hexadecyl 3-hydroxy-2-naphthoate	: 5763	Hydrogen cyanate	: 2502	1-Hydroxy-3-(phosphonoxy)-2-propanone	: 5576
Hexadecyloxirane	: 4713	Hydrogen tetracarbonylferrate(II)	: 6356	Hydroxypivaldehyde	: 6032
Hexaethyldialuminum	: 10344	Hydroquinone monoethyl ether	: 4860	17 α -Hydroxyprogesterone	: 6174
Hexafluoroacetone	: 8695	Hydrosorbic acid	: 5869		
Hexahydroaplotaxene	: 5654	<i>N</i> -Hydroxyacetamide	: 30		
Hexahydrobenzene	: 2565	2-Hydroxyacetophenone	: 6153		
Hexahydrobenzoic acid	: 2570	3-Hydroxyacetophenone	: 6154		
Hexahydro-4,7-dimethylcyclopenta[c]pyran-3(1 <i>H</i>)-one	: 6353	4-Hydroxyacetophenone	: 6155		
Hexahydrophthalic anhydride	: 5807	<i>N</i> -(Hydroxyacetyl)neuraminic acid	: 5585		
Hexahydropyrimidine-2-thione	: 9890	Hydroxyaluminum distearate	: 220		
Hexamethylenediamine	: 5832	γ -Hydroxy- β -aminobutyric acid	: 328		
Hexamethylene diiodide	: 3767	1-Hydroxy-3-aminomethyl-3,5,5-trimethylcyclohexane	: 356		
Hexamethylene glycol	: 5835	Hydroxyamphetamine	: 412		
Hexamethylene methacrylate	: 5837	2-Hydroxybenzaldehyde	: 9501		
Hexamethylene sulfide	: 10037	<i>N</i> -Hydroxybenzenamine	: 8894		
Hexamethylenimine	: 5802	Hydroxybenzene	: 8762		
		<i>N</i> -(4-Hydroxybenzilidene)aniline	: 8901		
		2-Hydroxybenzoic acid, 4-octylphenyl ester	: 8400		

2-Hydroxy-1,2,3-propanetricarboxylic acid	: 2414	α -Ionol	: 10542	Isopentyl cyanide	: 7556
2-Hydroxy-1,2,3-propanetricarboxylic acid, monohydrate	: 2415	β -Ionol	: 10541	Isopentyl iodide	: 6314
2-Hydroxypropanoic acid, (\pm)	: 6574	Ipodate	: 6351	Isopentyl isobutyrate	: 6450
<i>D</i> -2-Hydroxypropanoic acid	: 6575	Irganox 1076	: 8323	Isopentyl isovalerate	: 6448
<i>L</i> -2-Hydroxypropanoic acid	: 6576	Iron, tris(dimethylcarbamodithioato- <i>S,S'</i>)-, (OC-6-11)-	: 5325	Isopentyl mandelate	: 6447
<i>N</i> -(2-Hydroxypropyl)ethylenediamine	: 310	Isatin	: 6248	Isopentyl mercaptan	: 7070
2-Hydroxypropyl methacrylate	: 9141	Isatin, 3-thiosemicarbazone	: 6249	Isopentyl nitrate	: 7112
2-(α -Hydroxypropyl)piperidine	: 2456	Isoascorbic acid	: 4743	Isophorol	: 10540
3-Hydroxy-1-propyne	: 9175	Isobuteryl methyl ketone	: 6723	Isophytol	: 9951
Hydroxypyruvic acid	: 6138	Isobutyric anhydride	: 7692	Isoprene	: 7060
2-Hydroxyquinoline	: 9433	Isobutyl alcohol	: 7693	Isopropanolamine	: 408
3-Hydroxyquinoline	: 9434	5-Isobutyl-5-allyl-2,4,6(1 <i>H</i> ,3 <i>H</i> ,5 <i>H</i>)-pyrimidinetrione	: 1397	Isopropenylacetylene	: 7104
4-Hydroxyquinoline	: 9435	Isobutyl <i>p</i> -aminobenzoate	: 6377	Isopropenyl chloride	: 2274
5-Hydroxyquinoline	: 9436	2-Isobutylaminoethyl 4-aminobenzoate	: 1465	Isopropenyl methyl ketone	: 7101
6-Hydroxyquinoline	: 9437	Isobutyl bromide	: 1279	Isopropoxybenzene	: 8908
7-Hydroxyquinoline	: 9438	Isobutyl chloride	: 2158	4-Isopropoxy- <i>N</i> -phenylaniline	: 6466
8-Hydroxyquinoline	: 9439	Isobutyl cyanide	: 7068	1-Isopropoxy-2-propanol	: 7257
8-Hydroxyquinoline sulfate	: 9441	Isobutyl enanthate	: 6389	Isopropyl acetoacetate	: 6524
8-Hydroxysantonin	: 516	Isobutyl iodide	: 6316	Isopropyl alcohol	: 9167
12-Hydroxysteric acid	: 6133	Isobutyl isovalerate	: 6395	5-Isopropyl-5-allyl-2,4,6(1 <i>H</i> ,3 <i>H</i> ,5 <i>H</i>)-pyrimidinetrione	: 503
<i>N</i> -Hydroxysuccinimide	: 6189	Isobutyl mercaptan	: 7688	<i>N</i> -Isopropylbenzenemethanamine	: 804
3-Hydroxy-1,7,7-trimethylbicyclo[2.2.1]heptan-2-one	: 6015	Isobutyl methyl ketone	: 7572	Isopropyl bromide	: 1328
4-Hydroxyundecanoic acid lactone	: 5708	2-(4-Isobutylphenyl)propanoic acid	: 6207	Isopropyl chloride	: 2261
Hygrine	: 7761	Isobutyl propionate	: 6401	<i>N</i> -Isopropylcyclohexanamine	: 2630
Hymecromone	: 6084	Isobutyl propyl ketone	: 7311	Isopropyl ether	: 3805
Hyodeoxycholic acid	: 3715	Isobutyl salicylate	: 6390	Isopropyl fluoride	: 5416
Hypoxanthine riboside	: 6260	Isobutyl urethane	: 5085	Isopropyl 2-furanoate	: 6497
Ibogaine	: 6832	Isobutyric acid	: 7691	Isopropyl hexadecanoate	: 6525
Icosane	: 4681	Isobutyric acid chloride	: 7695	2,4'-Isopropylidenediphenol	: 6159
Imidazole-4-acrylic acid	: 10762	Isobutyronitrile	: 7687	Isopropylidene glycerol	: 4044
1 <i>H</i> -Imidazole, 2-heptadecyl-4,5-dihydro-, monoacetate	: 5595	Isochroman	: 3600	Isopropyl iodide	: 6336
6 <i>H</i> -Imidazo[4,5- <i>d</i>]pyrimidine	: 9293	Iscinchomeric acid	: 9340	Isopropyl isobutyrate	: 6502
Imidodicarbonimidic diamide	: 866	Isocoumarin	: 726	Isopropyl isocyanate	: 6420
Imidole	: 9392	Isocrotonic acid	: 1451	Isopropyl isocyanide	: 6425
2,2'-Iminobisacetonitrile	: 6225	Isocrotononitrile	: 1448	Isopropyl laurate	: 6495
1,1'-Iminobis-2-propanol	: 3793	Isocumene	: 9212	Isopropyl mercaptan	: 9152
<i>N</i> -(Iminomethyl)- <i>L</i> -glutamic acid	: 5454	4-Isocyanato-1,1'-biphenyl	: 10849	4-Isopropyl-1-methyl-1,3-cyclohexadiene	: 9699
2-Indanone	: 3631	Isocyanatocyclohexane	: 2629	2-Isopropyl-5-methylphenol	: 10095
Indanthrene	: 3593	1-Isocyanatooctadecane	: 8324	Isopropyl 2-methyl-2-propenoate	: 6504
Indigo Carmine	: 6240	1-Isocyanatopropane	: 9245	Isopropyl myristate	: 6542
Indium trimethyl	: 10568	Isodurene	: 9922	Isopropyl nicotinate	: 6538
Indoleacetic acid	: 6244	Isoestradiol	: 4759	Isopropyl orthoformate	: 10460
Indolebutyric acid	: 6246	Isoflavone	: 8844	<i>N</i> -Isopropyl-2-propanamine	: 3795
Indole-3-pyruvic acid	: 8464	Isoguanine	: 302	Isopropyl 2-propenoate	: 6470
3-Indolylacetone	: 6257	Isohexane	: 7552	<i>N</i> -Isopropyl-2-pyrimidineamine	: 6363
3-Indolylacrylic acid	: 6258	Isohexyl alcohol	: 7564	Isopropyl salicylate	: 6501
Indonaphthene	: 6235	1 <i>H</i> -Isoindole-1,3(2 <i>H</i>)-dione, 2-[(trichloromethyl)thio]-	: 5444	Isoquinaldine	: 7423
5'-Inosinic acid	: 6261	Isoliquiritigenin	: 10439	Isorubijervine	: 9579
Iodinated glycerol	: 6301	4- α -Isomaltosylglucose	: 8500	Isosafrole octyl sulfoxide	: 9078
Iodine cyanide	: 2516	(+)-Isomenthol	: 7410	1-Isothiocyanatobutane	: 1595
3-Iodoacetophenone	: 6333	Isometheptene	: 4085	2-Isothiocyanatobutane, (\pm)	: 1596
4-Iodoacetophenone	: 6334	Isonicotinic acid	: 9331	Isothiocyanatocyclohexane	: 2631
Iodoaliphonic acid	: 6027	Isonicotinic acid diethylamide	: 3519	1-Isothiocyanato-2-methoxybenzene (Isothiocyanatomethyl)benzene	: 805
<i>o</i> -Iodoanisole	: 6308	Isonipectic acid	: 9063	1-Isothiocyanato-2-methylpropane	: 6393
<i>m</i> -Iodoanisole	: 6309	Isonitrosoacetone	: 8474	2-Isothiocyanato-2-methylpropane	: 1597
<i>p</i> -Iodoanisole	: 6310	Isonitrosoacetophenone	: 8450	1-Isothiocyanatonaphthalene	: 7989
Iodobenzene diacetate	: 8905	Isononanoic acid	: 10565	1-Isothiocyanatopropane	: 9246
Iodochlorhydroxyquin	: 2083	Isonootkatone	: 10783	Isovaleraldehyde	: 7061
Iododocosanoic acid, calcium salt	: 1699	Isooctane	: 10580	Isovaleramide	: 7062
Iodoform	: 10450	Isooctyl alcohol	: 7293	Isovaleric acid	: 7075
Iodopyrrole	: 9906	Isopentyl alcohol	: 7078	Isovaleryl chloride	: 7084
Iodoquinol	: 3773	Isopentylamine	: 7063	Isovaleryl diethylamide	: 3485
<i>N</i> -Iodosuccinimide	: 6342	Isopentyl benzoate	: 7108	Isoxylaldehyde	: 3945
<i>o</i> -Iodotoluene	: 6311	Isopentyl bromide	: 1252	Itaconic acid	: 9180
<i>m</i> -Iodotoluene	: 6312	Isopentyl caproate	: 6446	Jasmone	: 7590
5-Iodouracil	: 6341	Isopentyl chloride	: 2111	Juglone	: 6117
				Julolidine	: 9842

Kafocin	: 1799	<i>DL</i> -Mandelic acid	: 5973	Metham sodium	: 9568
α -Ketoglutaric acid	: 8461	Mandelonitrile	: 5977	Methanal	: 5448
Ketone, 3-pyridyl-3-(<i>N</i> -methyl- <i>N</i> -nitrosamino)propyl	: 8190	Manganese, [[1,2-ethanediy]bis[carbamodithioato]](2-)-	: 6673	Methanamide	: 5450
Kojic acid	: 6050	Margaric acid	: 5650	Methanamine	: 6920
Kuromatsuene	: 6627	Margaric aldehyde	: 5646	Methanamine hydrochloride	: 6921
Kyanmethin	: 4307	Margaryl alcohol	: 5651	Methanethial	: 10055
Kynurenic acid	: 6190	Matrine	: 6682	Methanoic acid	: 5453
Lactobionic acid	: 5515	MCPA	: 2152	Methaqualone	: 7460
<i>p</i> -Lactophenetide	: 4863	Mechlorethamine	: 1949	Methenamine	: 5822
6-Lactoyl-7,8-dihydropterin	: 9528	Mechlorethamine oxide hydrochloride	: 8108	<i>N,N'</i> -Methenyl- <i>o</i> -phenylenediamine	: 683
Lanosterol	: 6584	Meconic acid	: 6139	Methimazole	: 3648
Lauraldehyde	: 4621	Meconin	: 3869	Methiodal sodium	: 9564
Lauraldehyde, dimethyl acetal	: 3861	Mecrylate	: 7140	Methionamine	: 78
Lauric acid	: 4629	Me-IQ	: 303	Methionic acid	: 6743
Lauronitrile	: 4627	Melamine	: 10142	Methionine hydroxy analog	: 6109
Lauroyl peroxide	: 3341	Melatonin	: 6834	Methoxyacetone	: 6889
Lauryl alcohol	: 4631	Meldrum's acid	: 4042	Methoxyallene	: 6884
Lauryl amine hydrochloride	: 4642	Mellitene	: 5813	Methoxyamine	: 7371
Laurylbenzene	: 4644	Mellitic acid	: 643	Methoxyamine hydrochloride	: 7372
Lauryl bromide	: 1190	Menadiol diacetate	: 7474	Methoxybenzene	: 474
Lauryl chloride	: 2017	Menadione	: 7475	2-Methoxycarbonylethyl methyl sulfide	: 7461
Lauryl iodide	: 6296	<i>p</i> -Menthadiene	: 4438	6'-Methoxycinchonan-9-ol, (8 α ,9 <i>R</i>)	: 9418
Lauryl 2-propenoate	: 4639	<i>p</i> -Mentha-1,8-diene, (<i>R</i>)	: 6610	6'-Methoxycinchonan-9-ol monohydrochloride, (8 α ,9 <i>R</i>)	: 9419
Lauryl sulfate	: 4654	<i>p</i> -Mentha-1,8-diene, (<i>S</i>)	: 6611	<i>trans</i> -4-Methoxycinnamic acid	: 6882
Lawson	: 6116	<i>p</i> -Mentha-1(7),2-diene	: 8741	9-Methoxycorynantheidine	: 7885
Lead triethyl chloride	: 2322	<i>p</i> -Mentha-1,4(8)-diene	: 9703	Methoxydichloromethane	: 3211
Lenthionine	: 8634	<i>p</i> -Mentha-1,8-dien-6-one, (<i>R</i>)	: 1787	2-(2-Methoxyethoxy)ethanol	: 3450
Lepidine	: 7768	<i>p</i> -Mentha-1,8-dien-6-one, (<i>S</i>)	: 1788	2-Methoxyethyl 2-propenoate	: 6826
Lethane 384	: 1475	<i>trans</i> - <i>p</i> -Menthane	: 7405	Methoxyflurane	: 3163
<i>L</i> -Leucic acid	: 6095	(+)-Menthol	: 7407	9-Methoxy-7 <i>H</i> -furo[3,2- <i>g</i>][1]benzopyran-7-one	: 6767
<i>L-tert</i> -Leucine	: 7852	(-)-Menthol	: 7408	1-(2-Methoxyisopropoxy)-2-propanol	: 4557
Levopropoxyphene	: 9199	Menthol, isovalerate	: 6700	3-Methoxy-2-isopropyl-7 <i>H</i> -furo[3,2- <i>g</i>][1]benzopyran-7-one	: 8737
Levulinic acid	: 8469	Menthone	: 7412	<i>N</i> -Methoxymethanamine	: 6837
β -Levulose	: 5471	<i>l</i> -Menthone	: 7413	2-Methoxy- <i>N</i> -(2-methoxyethyl)-ethanamine	: 1020
Lidocaine	: 3382	Mepacrine	: 9410	6-Methoxy-9-methyl-1,3-dioxolo[4,5- <i>h</i>]quinolin-8(9 <i>H</i>)-one	: 1790
Lignoceric acid	: 9780	Meparfynol	: 7600	1-[2-(2-Methoxy-1-methylethoxy)-1-methylethoxy]-2-propanol	: 10673
Limettin	: 3854	Mephenesin	: 7611	4-Methoxy-7-methyl-5 <i>H</i> -furo[3,2- <i>g</i>][1]benzopyran-5-one	: 10832
Limonene diepoxide	: 3347	Mephenoxalone	: 6861	6-Methoxy- α -methyl-2-naphthaleneacetic acid	: 7997
Linamarin	: 5544	Mephenamine	: 10511	7-Methoxy-1-methyl-9 <i>H</i> -pyrido[3,4- <i>b</i>]indole	: 5625
Lindane	: 5730	Meprobamate	: 7719	1-Methoxy-2-nitrobenzene	: 8037
δ -Lindane	: 5733	2-Mercaptobenzothiazole	: 738	1-Methoxy-3-nitrobenzene	: 8038
Linolelaidic acid	: 8300	2-Mercaptoethyl ether	: 3823	1-Methoxy-4-nitrobenzene	: 8039
Lithocholic acid	: 6016	1-(3-Mercapto-2-methyl-1-oxopropyl)proline	: 1724	1-Methoxyperfluoroethane	: 7549
Lomustine	: 2036	(3-Mercaptopropyl)trimethoxysilane	: 10495	<i>N</i> -(4-Methoxyphenyl)-1,4-benzenediamine	: 6876
Lumazine	: 9291	6-Mercaptopurine	: 3669	4-Methoxy- <i>o</i> -phenylenediamine	: 6785
Lumichrome	: 3969	Mercuric benzoate	: 6719	4-Methoxy- <i>m</i> -phenylenediamine	: 6786
Luminol	: 300	Mercuric oleate	: 6720	3-(4-Methoxyphenyl)-2-propenoic acid, 2-ethoxyethyl ester	: 2404
Lumisterol	: 4733	Mercuriodibenzene	: 4497	1-Methoxy-2-propanamine	: 6835
Lupeol	: 6636	Mercury, chloro(2-methoxyethyl)-	: 10132	2-Methoxypropane	: 6514
3,5-Lupetidine	: 4268	Mesaconic acid	: 9179	1-Methoxypropane	: 7716
Lupinine	: 8338	Mesalamine	: 327	1-Methoxy-2-propanol	: 9234
2,3-Lutidine	: 4299	Mescaline	: 10480	6-Methoxy- α -tetralone	: 3637
2,4-Lutidine	: 4300	Mesitylamine	: 10504	5-Methoxytryptamine	: 6833
2,5-Lutidine	: 4301	Mesitylene	: 10509	Methsuximide	: 4257
2,6-Lutidine	: 4302	Mesitylenic acid	: 3967	<i>N</i> -Methylacetanilide	: 7614
3,4-Lutidine	: 4303	Mestanolone	: 6074	Methylacetylene	: 9273
3,5-Lutidine	: 4304	Mestilbol	: 3526	Methyl <i>o</i> -acetylsalicylate	: 6915
Lutidinic acid	: 9339	Mesulphen	: 4335	Methylal	: 3870
<i>trans</i> -Lycopene	: 1777	Metacetaldehyde (polymer)	: 6728		
Lycoremene	: 5518	Metalphthalein	: 2481		
Lycoxanthin	: 1782	Metanilic acid	: 252		
Lysidine	: 3647	Methacrolein	: 7696		
Magnesium dimethyl	: 4124	Methacrolein diacetate	: 7699		
Magnesium octadecanoate	: 6655	Methacrylic acid anhydride	: 7701		
Magneson	: 8145	Methacrylic acid chloride	: 7703		
Maleamic acid	: 383	2-(Methacryloyloxy)ethyl acetoacetate	: 26		
Maleanilic acid	: 8471	Methallatal	: 5110		
Maleic hydrazide	: 3674	Methallyl alcohol	: 7702		
Maltol	: 6106				

Methyl alcohol	: 6750	Methyl 5-(2,4-dichlorophenoxy)-2-nitrobenzoate	: 864	Methyl levulinate	: 7539
Methylallene	: 1392	Methyl 2-[4-(2,4-dichlorophenoxy)-phenoxy]propanoate	: 3313	Methyl malonate	: 4126
Methyl aluminum sesquibromide	: 10177	Methyl dichlorophosphite	: 7670	(±)-Methyl mandelate	: 7378
<i>N</i> -Methyl-2-amino-5-chlorobenzo-phenone	: 2097	Methyldiethanolamine	: 1002	Methyl mercaptan	: 6747
α-[1-(Methylamino)ethyl]-benzenemethanol, (<i>R</i> [*] , <i>S</i> [*])-(±)-	: 4703	Methyl dihydrocinnamate	: 7651	Methylmercurynitrile	: 2518
α-[1-(Methylamino)ethyl]-benzenemethanol, [<i>S</i> -(<i>R</i> [*] , <i>S</i> [*])]-	: 4704	Methyl dihydrogen phosphate	: 7665	<i>N</i> -Methylmethanamine	: 3893
α-[1-(Methylamino)ethyl]-benzenemethanol, [<i>R</i> -(<i>R</i> [*] , <i>S</i> [*])]-	: 4705	Methyl 2,2-dimethylpropionate	: 7205	<i>N</i> -Methylmethanamine hydrochloride	: 3894
2-(Methylamino)-1-phenyl-1-propanol, hydrochloride	: 4706	4-Methyl-1,3-dioxolan-2-one	: 9229	1-Methyl-1-(4-methylcyclohexyl)ethyl hydroperoxide	: 6698
Methyl [(4-aminophenyl)sulfonyl]-carbamate	: 528	Methyl diphenylglycolate	: 7370	7-Methyl-3-methylene-1,6-octadiene	: 7914
5-Methyl- <i>o</i> -anisidine	: 6838	Methyl disulfide	: 4051	2-Methyl-5-(1-methylethenyl)-cyclohexanone	: 6699
Methyl anthranilate	: 6923	Methyldopa	: 6110	4-Methyl-1-(1-methylethyl)-bicyclo[3.1.0]hexan-3-one, (<i>l</i>)	: 10091
2-Methylanthraquinone	: 6950	2,2'-Methylenebiphenyl	: 5343	2-Methyl-5-(1-methylethyl)-1,3-cyclohexadiene	: 8740
Methyl arachidate	: 7229	4,4'-Methylene bis(2-chloroaniline)	: 901	Methyl 2-methylactate	: 7376
8-Methyl-8-azabicyclo[3.2.1]octan-3-ol, <i>endo</i>	: 10711	2,2'-Methylenebisphenol	: 3722	2-Methyl- <i>N</i> -(2-methylpropyl)-1-propanamine	: 3778
8-Methyl-8-azabicyclo[3.2.1]octan-3-ol, <i>exo</i>	: 9288	Methylene bromide	: 2956	2-Methyl-2-(methylthio)butane	: 7597
Methyl azelate	: 4162	α-Methylene butyrolactone	: 3642	17-Methylmorphinan-3-ol	: 6609
2-Methylaziridine	: 9236	Methylene chloride	: 3202	<i>N</i> -Methyl-1-naphthalenamine	: 7476
Methyl behenate	: 7225	4,4'-Methylenedianiline	: 2855	Methyl 1-naphthoate	: 7472
Methylbenzene	: 10111	Methylene diphenyl diisocyanate	: 4499	Methyl 2-naphthoate	: 7473
4-Methyl-1,3-benzenediamine	: 10112	1,1'-Methylenedipiperidine	: 4538	Methyl nicotinate	: 7742
5-Methyl-1,3-benzenediamine	: 10113	Methylene fluoride	: 3563	2-Methyl-5-nitro-1 <i>H</i> -imidazole-1-ethanol	: 7868
Methyl 1,4-benzenedicarboxylate	: 7793	Methylene iodide	: 3768	2-Methyl-2-[(nitrooxy)methyl]-1,3-propanediol, dinitrate	: 10691
4-Methylbenzenesulfonic acid, monohydrate	: 10117	(1 <i>R</i> ,2 <i>S</i>)- <i>N</i> -Methylephedrine	: 7250	<i>N</i> -Methyl- <i>N</i> -nitrosoethanamine	: 8192
2-Methylbicyclo[2.2.1]hept-2-ene	: 7513	2-Methyl-1,2-epoxypropane	: 4205	Methyl nonyl ketone	: 10734
3-Methyl- <i>N,N</i> -bis(3-methylbutyl)-1-butanamine	: 10458	Methylergometrine	: 7251	<i>N</i> -Methyl-1-octanamine	: 7525
2-Methyl- <i>N,N</i> -bis(2-methylpropyl)-1-propanamine	: 10455	<i>N</i> -Methylethanamine	: 5111	Methyl octyl ketone	: 2763
<i>N</i> -Methylbis(2,4-xylyliminomethyl)-amine	: 437	<i>N</i> -Methylethanamine hydrochloride	: 5112	<i>N</i> -Methyl- <i>N</i> -octyl-1-octanamine	: 7216
Methyl bromide	: 1242	[(1-Methyl-1,2-ethanediyl)bis(oxy)]-bispropanol	: 10671	α-Methyl-4-[(2-oxocyclopentyl)-methyl]benzeneacetic acid	: 6632
<i>N</i> -Methyl-1-butanamine	: 1605	Methyl ether	: 4058	2-Methyl-17-(1-oxopropoxy)-androstane-3-one, (2α,5α,17β)	: 4669
2-Methylbutane	: 6441	(1-Methylethoxy)methyloxirane	: 6498	Methylparaben	: 7369
Methyl <i>cis</i> -butenedioate	: 4125	Methyl ethyl ketone	: 1433	5-Methyl pentachlorobenzenethiol	: 7544
3-Methyl-2-butenyl pyrophosphate	: 3892	Methyl ethyl ketone peroxide	: 1436	Methyl pentachlorophenyl ether	: 8532
1-Methyl-2-butyrlacetylene	: 5713	Methyl α-ethylstyryl ketone	: 8929	Methyl pentafluorophenyl ether	: 8586
(±)-2-Methylbutyric acid	: 7074	Methyl fluoride	: 5395	3-Methylpentanedioic acid	: 7279
2-Methyl-γ-butyrolactone	: 3644	Methyl fluoroform	: 10386	3-Methyl-3-pentanol, carbamate	: 4696
3-Methyl-γ-butyrolactone	: 3645	Methyl 2-furanoate	: 7269	Methylpentylacetylene	: 8403
3-Methylcaproaldehyde	: 7323	<i>N</i> -Methylglucamine	: 2806	2-Methylpentyl bromide	: 1271
Methyl caproate	: 7329	<i>N</i> -Methyl- <i>L</i> -glucosaminidostreptosidostreptidine	: 9614	Methyl <i>tert</i> -pentyl ether	: 6841
Methyl caprylate	: 7518	<i>N</i> -Methyl-α- <i>L</i> -glucosamine	: 6931	Methyl pentyl ketone	: 5689
Methyl carbazate	: 7364	α-Methylglucoside	: 7278	2-Methylphenol	: 2477
Methyl carbonate	: 4005	2-Methylglutaronitrile	: 7554	3-Methylphenol	: 2478
Methyl chloride	: 2089	<i>N</i> -Methylglycine	: 9510	4-Methylphenol	: 2479
Methyl chloroform	: 10228	7-Methylguanine	: 299	α-[1-[Methyl(3-phenylallyl)amino]-ethyl]benzenemethanol	: 2397
3-Methylcholanthrene	: 3639	Methyl hexadecanoate	: 7542	<i>N</i> -Methyl- <i>N</i> -phenylbenzenamine	: 7220
Methylconiine	: 7717	2-Methylhexa-4,5-dione	: 7328	1-(4-Methylphenyl)ethanol	: 3958
7-Methylcoumarin	: 7024	<i>N</i> -Methylhydrazinecarbothioamide	: 7822	3-Methyl-5-phenylhydantoin	: 7640
Methyl crotonate	: 7093	Methyl hydrogen peroxide	: 7366	<i>N</i> -(2-Methylphenyl)-imidodicarbonimidic diamide	: 10122
Methyl cyanide	: 38	Methyl 2-hydroxybenzoate	: 7779	Methylphenyl ketazine	: 40
<i>N</i> -Methylcyclohexanamine	: 2634	<i>N</i> -Methylhydroxylamine	: 6055	Methyl phenyl ketone	: 39
3-Methylcyclohexyl bromide	: 1258	<i>N</i> -Methylhydroxylamine hydrochloride	: 6072	1-Methyl-2-phenylmethylhydrazine	: 809
5-Methylcytosine	: 355	Methyl 3-hydroxy-2-naphthoate	: 7377	2-Methylphenyl 4-nitrophenyl ether	: 7499
Methyldiacetylene	: 8570	Methyl 2-hydroxypropanoate, (±)	: 7429	Methyl <i>trans</i> -3-phenyl-2-propenoate	: 7133
3-Methyl-1,2-diazine	: 7731	Methyl iodide	: 6307	1-Methyl-3-phenylpropylamine	: 7002
2-Methyl-1,3-diazine	: 7750	Methyl isocrotonate	: 7092	<i>N</i> -(2-Methylphenyl)-2-(propylamino)-propanamide	: 9113
4-Methyl-1,3-diazine	: 7751	Methyl isocyanide	: 6423	Methyl phenyl sulfide	: 7808
5-Methyl-1,3-diazine	: 7752	Methyl isonicotinate	: 7743	1-Methyl- <i>N</i> -phenyl- <i>N</i> -(2-thienylmethyl)-4-piperidinamine	: 10015
Methyldichloroborane	: 3209	3-Methyl- <i>N</i> -isopentyl-1-butanamine	: 3789	Methyl phosphate	: 10603
		Methyl isopentyl ketone	: 7337		
		Methylisopropylamine	: 6506		
		1-Methyl-4-isopropyl-2,3-dioxabicyclo[2.2.2]oct-5-ene	: 517		
		Methyl isopropyl ketone	: 7082		
		Methyl isovalerate	: 7398		
		Methylketene	: 9184		
		Methyl laurate	: 7227		

Methylphosphonous dichloride	: 3216	Monosodium 2-hydroxy-2-propane-		1-Naphthyl salicylate	: 7987
Methyl picrate	: 6906	sulfonate	: 9563	α -Naphthylsulfonic acid	: 7965
10-[3-(4-Methyl-1-piperazinyl)-		Montanic acid	: 8298	β -Naphthylsulfonic acid	: 7966
propyl]-10 <i>H</i> -phenothiazine	: 8693	Montanyl alcohol	: 8299	Naptalam	: 7983
2-Methyl-1-propanal	: 6370	Monuron	: 2237	Neocuproine	: 4243
2-Methyl-1-propanamine	: 6376	1-Morpholinoisobutene	: 7707	Neohexane	: 3984
<i>N</i> -Methyl-1-propanamine	: 7709	MPTP	: 9871	(+)-Neomenthol	: 7409
2-Methyl-2-propanamine	: 1496	Mucic acid	: 5511	Neopentyl alcohol	: 4278
2-Methylpropane	: 6371	Muscione	: 7165	Neopentyl glycol	: 4274
2-Methyl-2-propanethiol	: 1574	Musk ketone	: 1556	Neopentyl mercaptan	: 4276
2-Methyl-1-propanol, aluminum salt	: 10453	Mustard gas	: 932	Neophyl chloride	: 1997
2-Methyl-1-propanol, titanium(4+)		Mycotoxin T2	: 10716	Nerol	: 4168
salt	: 9907	Myricyl alcohol	: 10131	Nervonic acid	: 9782
2-Methylpropenenitrile	: 6917	Myristic acid	: 9795	Niacinamide	: 9327
Methyl propenoate	: 6916	Myristonitrile	: 9793	Nickel acetylacetonate	: 8016
2-Methylpropenoic acid	: 6733	Myristoyl chloride	: 9799	Nickel tetracarbonyl	: 8017
Methyl propionate	: 7690	Myrtenal	: 4163	Nicotinaldehyde	: 9323
<i>S</i> -Methylpropiothetin	: 7820	Nandrolone phenpropionate	: 8279	Nicotinamide adenine dinucleotide	: 2446
1-Methyl-2-propylacetylene	: 5911	Napelline	: 6633	Nicotinamide adenine dinucleotide	
<i>N</i> -(2-Methylpropyl)-2,6,8-decatrien-		2,3-Naphthalenedicarboxylic acid		phosphate	: 2447
amide	: 135	anhydride	: 7974	Nicotinic acid	: 9330
Methyl propyl ketone	: 8629	Naphthalene-1,6-disulfonic acid	: 7960	Nicotinic acid adenine dinucleotide	: 8023
Methyl propyl ketone oxime	: 8631	Naphthalene-2,7-disulfonic acid	: 7961	Nicotinyl alcohol	: 9353
4-(1-Methylpropyl)phenol	: 1645	1,4,5,8-Naphthalenetetracarboxylic		Nicoumalone	: 10
(1-Methylpropyl)urea	: 1670	acid anhydride	: 725	Nikethamide	: 3518
1-Methyl-2-propynyl(3-chlorophenyl)-		1-Naphthalenol	: 7975	Ninhydrin	: 6237
carbamate	: 1822	2-Naphthalenol	: 7976	Nioxime	: 2581
1-Methyl-9 <i>H</i> -pyrido[3,4- <i>b</i>]indole	: 5624	2-Naphthalenol benzoate	: 7984	Nipecotic acid	: 9062
Methyl pyridyl ketone	: 9368	1-Naphthalenol, dihydrogen		Nitarsons	: 8144
3-(1-Methyl-2-pyrrolidinyl)pyridine,		phosphate	: 7992	5,5'-Nitrilobarbituric acid, ammonium	
(<i>S</i> -)	: 8025	Naphthalic acid	: 7944	salt	: 7910
Methyl pyruvate	: 7541	Naphtho[1,2,3,4- <i>def</i>]chrysene	: 2885	Nitrilotriacetatoiron(III)	: 6358
4-Methylquinaldine	: 4313	1-Naphthoic acid	: 7939	2-Nitroacetophenone	: 8148
Methyl selenide	: 4318	2-Naphthoic acid	: 7940	3-Nitroacetophenone	: 8149
Methylsilanetriol, triacetate	: 7828	1-Naphthol-8-amino-3,6-disulfonic		4-Nitroacetophenone	: 8150
Methyl silicate	: 9974	acid	: 333	5-Nitro- <i>o</i> -anisidine	: 6853
Methyl sorbate	: 7321	2-Naphthol-3,6-disulfonic acid	: 6119	5-Nitrobarbituric acid	: 8177
4-Methylstigmasta-7,24(28)-dien-3-ol,		2-Naphthol-6,8-disulfonic acid	: 6118	2-Nitrobenzenepropanoic acid	: 8156
(3 β ,4 α ,5 α ,24 <i>Z</i>)	: 9543	1-Naphthol Orange	: 8413	4-Nitrobenzenepropanoic acid	: 8157
α -Methyl styrene	: 6463	1-Naphthol-2-sulfonic acid	: 6123	2-Nitrobenzyl alcohol	: 8061
Methylsulfonic acid	: 6744	1-Naphthol-4-sulfonic acid	: 6121	3-Nitrobenzyl alcohol	: 8062
4-(Methylsulfonyl)-2,6-dinitro- <i>N,N</i> -		2-Naphthol-6-sulfonic acid	: 6124	4-Nitrobenzyl alcohol	: 8063
dipropylaniline	: 8027	β -Naphthoquinoline	: 731	4-Nitrobenzyl chloride	: 2138
<i>N</i> -Methyltaurine	: 6932	1,2-Naphthoquinone	: 7957	2-Nitrobenzyl cyanide	: 8051
8-Methyltolcol	: 10106	1,4-Naphthoquinone	: 7958	4-Nitrobenzyl cyanide	: 8052
Methyl trifluoromethyl ketone	: 10381	Naphthoresorcinol	: 7949	2-Nitro-1,1'-biphenyl	: 8084
2-Methyl-1,3,5-trinitrobenzene	: 10633	2-Naphthoxyacetic acid	: 7991	3-Nitro-1,1'-biphenyl	: 8085
Methyl undecyl ketone	: 10316	1-Naphthyl acetate	: 7977	4-Nitro-1,1'-biphenyl	: 8086
6-Methyluracil	: 7753	2-Naphthyl acetate	: 7978	<i>p</i> -Nitrobenzyl alcohol	: 1294
2-Methylvaleraldehyde	: 7551	1-Naphthylacetic acid	: 7930	Nitrochalcone	: 8154
Methyl valerate	: 7558	2-Naphthylacetic acid	: 7931	4-Nitrocinnamaldehyde	: 8158
Methylvinylacetylene	: 8655	α -Naphthylamine	: 7981	3-[[[(5-Nitro-2-furanyl)methylene]-	
Methyl vinyl ketone	: 1459	β -Naphthylamine	: 7982	amino]-2-oxazolidinone	: 5500
Metiazinic acid	: 7607	1-Naphthylamine-4,6-disulfonic acid	: 362	2-[[[(5-Nitro-2-furanyl)methylene]-	
Metirapone	: 7224	1-Naphthylamine-4,7-disulfonic acid	: 361	hydrazinecarboxamide	: 8107
Metyridine	: 6829	2-Naphthylamine-1,5-disulfonic acid	: 360	Nitrogen mustard hydrochloride	: 930
Mevacor	: 6629	1-Naphthylamine-4-sulfonic acid	: 364	Nitroglycerin	: 10629
Michler's Base	: 964	1-Naphthylamine-5-sulfonic acid	: 365	Nitromide	: 4368
Michler's ethyl ketone	: 959	1-Naphthylamine-8-sulfonic acid	: 368	1-Nitro-2-naphthol	: 8127
Michler's ketone	: 9941	2-Naphthylamine-1-sulfonic acid	: 363	2-Nitro-1-(4-nitrophenoxy)-4-	
Monobenzene	: 8919	2-Naphthylamine-5-sulfonic acid	: 366	(trifluoromethyl)benzene	: 5384
Monobutyl maleate	: 1529	1-Naphthyl bromide	: 1287	4-Nitro- <i>N</i> -(4-nitrophenyl)aniline	: 4382
Monobutyl succinate	: 1583	1-Naphthyl chloride	: 2169	5-Nitro- <i>o</i> -phenetidine	: 4854
Mono(2-ethylhexyl) phosphate	: 5059	1,2-(1,8-Naphthylene)benzene	: 5341	Nitrophenide	: 1039
Monomethyl succinate	: 7365	<i>N</i> -(1-Naphthyl)ethylenediamine	: 7986	<i>o</i> -Nitrophenylacetic acid	: 8048
1-Monoolein	: 5566	1-Naphthyl isocyanate	: 6416	<i>m</i> -Nitrophenylacetic acid	: 8049
Monophenylphosphine	: 8947	1-Naphthyl mercaptan	: 7970	<i>p</i> -Nitrophenylacetic acid	: 8050
Monosodium benzenesulfonate	: 9547	2-Naphthyl mercaptan	: 7971	4-Nitrophenyl dihydrogen phosphate	: 8155
Monosodium 2-hydroxyethanesulfo-		1-Naphthylphenylamine	: 8935	4-Nitro- <i>o</i> -phenylenediamine	: 8053
nate	: 9562	α -Naphthyl Red	: 8821	2-Nitrophenyl isocyanate	: 6417

3-Nitrophenyl isocyanate	: 6418	Octyl bromide	: 1299	Pempidine	: 8602
4-Nitrophenyl isocyanate	: 6419	Octyl chloride	: 2202	Penicillamine	: 6718
<i>o</i> -Nitrophenylpropionic acid	: 8159	Octyl fluoride	: 5408	Penicillic acid	: 6845
<i>p</i> -Nitrophenylurea	: 8161	2-Octyl iodide, (\pm)	: 6327	Penicin	: 386
5'-Nitro-2'-propoxyacetanilide	: 8170	2-Octyl-3(2 <i>H</i>)-isothiazolone	: 8377	Pentabromoacetone	: 8528
3-Nitrosalicylic acid	: 6130	Octyl mercaptan	: 8353	Pentachlorophenyl mercaptan	: 8534
5-Nitrosalicylic acid	: 6131	<i>N</i> -Octyl-1-octanamine	: 4418	Pentadecanamine	: 8558
<i>p</i> -Nitrosodiphenylamine	: 8198	(Octyloxy)benzene	: 8399	3-Pentadecylcatechol	: 8560
<i>N</i> -Nitrosodipropylamine	: 8200	Octyl 2-propenoate	: 8379	Pentadecylic acid	: 8553
<i>N</i> -Nitroso- <i>N</i> -ethylurea	: 5175	Octyl sulfide	: 4424	Pentadecyl methyl ketone	: 5652
2,2'-(Nitrosoimino)ethanol	: 8185	Octyltrichlorosilane	: 10264	Pentaerythritol dibromide	: 917
<i>N</i> -Nitroso- <i>N</i> -methylurea	: 7504	2-Octynol	: 8406	Pentaerythritol dichlorohydrin	: 939
<i>N</i> -Nitrosomorpholine	: 8193	Oleyl alcohol	: 8316	Pentaerythritol tetraacrylate	: 1011
1-Nitroso- β -naphthol	: 8195	Oleylamine	: 8317	Pentaerythritol tetrabromide	: 2913
1-Nitrosopiperidine	: 8199	Opianic acid	: 5462	Pentaerythritol triacrylate	: 1012
<i>N'</i> -Nitroso-3-(2-pyrrolidinyl)pyridine	: 8196	Orcinol	: 6985	Pentaethylenehexamine	: 9708
5-Nitouracil	: 8176	<i>o</i> -Orsellinic acid	: 3732	Pentafluoropyridine	: 8727
Nitroxoline	: 8182	Orthanilic acid	: 251	Pentamethylene	: 2659
4-Nitro- <i>o</i> -xylene	: 4154	Orthocaine	: 6934	Pentamethylene acetate	: 8616
NMN	: 8024	Ovex	: 2235	Pentamethylene diiodide	: 3770
Nonaisoprenol	: 850	10 <i>H</i> -9-Oxaanthracene	: 10841	Pentamethylene glycol	: 8613
Nonaldehyde	: 8230	1-Oxa-2-azacyclopentadiene	: 6560	Pentamate	: 10274
1-Nonanamine	: 8254	1-Oxa-3-azaindene	: 749	Pentane-1,1-dicarboxylic acid, diethyl ester	: 3411
Nonyl alcohol	: 8238	Oxaceprol	: 72	Pentanedioic acid	: 5557
Nonyl mercaptan	: 8236	Oxacyclopentadiene	: 5478	Pent-4-en-1-al	: 8638
Nopinene	: 9048	1-Oxa-3,4-diazacyclopentadiene	: 8426	Pentoxone	: 6846
18-Norabietane	: 5329	2-(1,2,4-Oxadiazol-2-yl)phenol	: 5309	Pentoxyverine	: 1733
Noradrenaline	: 8270	Oxalacetic acid	: 8431	<i>erythro</i> -2-Pentulose	: 9482
Norcarane	: 854	Oxalyl dichloride	: 8432	<i>D-threo</i> -2-Pentulose	: 10864
Norcassamidine	: 4748	Oxane	: 9884	<i>L-threo</i> -2-Pentulose	: 10865
Norcholan acid	: 8266	1,2-Oxathiane 2,2-dioxide	: 1421	<i>tert</i> -Pentyl alcohol	: 7079
Norgestrel, (-)	: 8278	1,2-Oxathiolane, 2,2-dioxide	: 9150	Pentyl bromide	: 1305
Normethadone	: 3908	Oxfenicine	: 6157	<i>tert</i> -Pentyl bromide	: 1253
Nornicotine	: 9401	Oxiniac acid	: 9332	Pentyl chloride	: 2208
Norpempidine	: 9969	Oxirane,		<i>sec</i> -Pentyl chloride	: 2209
19-Norpregna-1,3,5(10)-trien-20-yne-3,17-diol, (17 α)-	: 4807	2,2'-(2,5,8,11-tetraoxadodecane-1,12-diyl)bis-	: 5294	6-Pentyl- <i>m</i> -cresol	: 7595
19-Norpregn-4-en-20-yn-3-one, 17-hydroxy-, (17 α)-	: 8271	19-Oxogomphoside	: 1693	Pentylenetetrazole	: 9894
Novoldiamine	: 3499	Oxolan-2-one	: 1688	Pentyl fluoride	: 5409
Novonal	: 3500	2-Oxo-5-methylhex-3-ene	: 7355	Pentyl iodide	: 6328
<i>cis</i> - β -Ocimene	: 4187	5-Oxo- <i>L</i> -proline	: 9389	<i>tert</i> -Pentyl isopentanoate	: 4285
<i>trans</i> - β -Ocimene	: 4188	15-Oxo-prostaglandin E2	: 6034	Pentyl mercaptan	: 8621
α -Ocimene	: 4189	Oxotremorine	: 9400	<i>sec</i> -Pentyl mercaptan	: 8622
<i>cis-allo</i> -Ocimene	: 4190	Oxyacanthine	: 10487	3-Pentyl mercaptan	: 8623
<i>trans-allo</i> -Ocimene	: 4191	Oxybenzone	: 6070	Pentyl pelargonate	: 8679
Octabenzene	: 6137	2,2'-Oxybis[<i>N,N</i> -dimethylethanamine]	: 963	<i>p-tert</i> -Pentylphenol	: 4287
<i>cis,cis</i> -9,12-Octadecadienoic acid	: 6615	2,2'-Oxybisethanol, dinitrate	: 3443	Pentyl propyl ketone	: 8245
1-Octadecanamine	: 8320	1,1'-Oxybis[2-methylpropane]	: 3780	Perbenzoic acid	: 607
1,18-Octadecanedicarboxylic acid	: 4682	10,10'-Oxybis[10 <i>H</i> -phenoxarsine]	: 8487	Perchlorobenzene	: 5724
Octadecanoic acid	: 9604	2,2'-Oxybispropanoic acid	: 3817	Perchlorocyclopentadiene	: 5734
Octadecanoic anhydride	: 9605	Oxycinchophen	: 6170	Perchlorocyclopentene	: 8292
<i>cis,cis,cis</i> -9,12,15-Octadecatrienoic acid	: 6616	2,2'-Oxydiacetic acid	: 3579	Perchloroethane	: 5737
17-Octadecene-9,11-diynoic acid	: 6361	4,4-Oxydianiline	: 2854	Perchloroethylene	: 9753
<i>cis</i> -9-Octadecenoic acid	: 8410	Oxydi-2,1-ethanediy carbonochloride	: 3436	Perchloromethyl mercaptan	: 10246
<i>trans</i> -9-Octadecenoic acid	: 4690	Oxydiethylene methacrylate	: 3441	Perchloronaphthalene	: 8294
Octadecyl stearate	: 8326	Paclitaxel	: 9684	Perchlorostyrene	: 8295
Octadecyltrichlorosilane	: 10263	Palatinose	: 5541	Perfluorobenzene	: 5794
Octafluorocyclobutane	: 8699	Palmitaldehyde, dimethyl acetal	: 3866	Perfluoroethane	: 5798
Octamethylene dibromide	: 2968	Palmitic acid	: 5751	Perfluoroisobutylene	: 8713
Octamylamine	: 7399	Palmitoleic acid	: 5757	Perfluoroisopropyl iodide	: 5664
1-Octanamine	: 8380	PAN	: 9377	Perfluoropropylene oxide	: 10424
1-Octanamine hydrochloride	: 8381	PAR	: 9378	<i>d</i> -Perillaldehyde	: 7855
Octanoic acid glycerol monoester	: 3753	Parabanic acid	: 6220	<i>l</i> -Perillaldehyde	: 7856
Octatropine methylbromide	: 475	Paraleucaniline	: 10683	Pethidine	: 6701
Octisalate	: 5062	Pargyline	: 7722	Petroselinic acid	: 8314
Octodrine	: 7283	Paroxypropione	: 6168	Phenacaine hydrochloride	: 977
Octopine	: 1765	Patulin	: 6045	Phenacemide	: 8803
Octylacetylene	: 2788	<i>DL</i> -Peganine	: 10774	Phenacetin	: 4862
		Pelargonic acid	: 8237	Phenaceturic acid	: 8801
				Phenacylamine	: 396

Phenallymal	: 8810	Phenyl chloride	: 1865	PhIP	: 7641
Phenanthrenequinone	: 8744	2-Phenyl-6-chlorophenol	: 1920	Phloionic acid	: 3739
<i>o</i> -Phenanthroline	: 8747	Phenylchlorosilane	: 2252	Phloionolic acid	: 10442
<i>o</i> -Phenanthroline monohydrate	: 8749	β -Phenylcinnamaldehyde	: 4519	Phloroglucinol	: 675
9-Phenanthryl bromide	: 1311	<i>cis</i> - α -Phenylcinnamic acid	: 8921	Pholedrine	: 6937
Phenarsazine chloride	: 1985	<i>trans</i> - α -Phenylcinnamic acid	: 8922	Phosgene	: 1756
Phencyclidine	: 8866	Phenyl cyanide	: 715	Phosphonic acid, (2-chloroethyl)-	: 4806
Phenetharbital	: 3507	2-Phenylcyclopropylamine	: 10125	Phosphonodithioic acid, ethyl-, O-ethyl S-phenyl ester	: 5447
Phenethyl alcohol	: 642	Phenyl dichlorophosphate	: 8953	Phosphoramidodithioic acid, acetyl-, O,S-dimethyl ester	: 11
Phenethyl phenyl ketone	: 4516	Phenyldichlorosilane	: 3269	Phosphoramidodithioic acid, O,S- dimethyl ester	: 6737
Phenethyl propionate	: 8880	Phenyl diselenide	: 4477	Phosphoric acid, 2,2-dichloroethenyl dimethyl ester	: 3312
<i>o</i> -Phenetidine	: 4822	Phenyl disulfide	: 4478	Phosphorodithioic acid, O-ethyl S,S-dipropyl ester	: 4816
<i>m</i> -Phenetidine	: 4823	Phenyl dodecanoate	: 8911	Phosphorothioic acid, O,O-diethyl O-pyrazinyl ester	: 10061
<i>p</i> -Phenetidine	: 4824	2,2'- <i>p</i> -Phenylenebis(4-methyl-5- phenyloxazole)	: 1029	Phosphorotriethioic acid, S,S,S-tributyl ester	: 6722
Phenetole	: 4828	<i>o</i> -Phenylenediamine	: 611	Phosphorylcholine	: 2379
Phenformin hydrochloride	: 8877	<i>m</i> -Phenylenediamine	: 612	Phthalamide	: 623
Phenicarbazine	: 8891	<i>p</i> -Phenylenediamine	: 613	Phthalimide	: 6433
Phenindione	: 8903	1,10-(1,2-Phenylene)pyrene	: 6238	<i>o</i> -Phthalodinitrile	: 3317
Pheniramine	: 4256	Phenylethane	: 4894	<i>m</i> -Phthalodinitrile	: 3318
Phenmetrazine	: 7644	1-Phenylethanol	: 6996	<i>p</i> -Phthalodinitrile	: 3319
Phenol, 3,5-dimethyl-4-(methylthio)-, methylcarbamate	: 6759	Phenylethanolamine	: 343	Phthaloyl chloride	: 617
Phenoldisulfonic acid	: 5981	1-Phenylethylamine	: 7040	Phthiocol	: 6092
Phenol, 2-(1-methylethoxy)-, methylcarbamate	: 9196	<i>N</i> -(1-Phenylethyl)-9,12-octadecadi- eneamide, (Z,Z)-	: 6694	Physostigmine sulfate	: 4756
Phenol, 3-methyl-5-(1-methylethyl)-, methylcarbamate	: 9126	Phenylfluorone	: 10448	Phytanic acid	: 9950
Phenol, 2-(1-methylpropyl)-4,6- dinitro-	: 4416	Phenylglyceryl ether	: 8788	Piazthiole	: 10022
<i>m</i> -Phenolsulfonic acid	: 5988	α -Phenylglycine	: 244	Picein	: 5545
<i>p</i> -Phenolsulfonic acid	: 5989	1-Phenylheptadecane	: 5655	Picloram	: 434
Phenolsulfonphthalein	: 8766	5-Phenylhydantoin	: 8898	2-Picoline	: 7738
Phenopyrazone	: 4524	2-Phenylhydrazinecarbothioamide	: 9004	3-Picoline	: 7739
Phenoxyacetone	: 8792	<i>N</i> -Phenylhydrazinecarbothioamide	: 9005	4-Picoline	: 7740
3-Phenoxybenzyl bromide	: 1276	Phenylhydrazine-4-sulfonic acid	: 5939	Picolinic acid	: 9329
Phenoxyethylpenicillin	: 8524	<i>N</i> -Phenylimidodicarbonimidic diamide	: 8847	4-Picolyl alcohol	: 9354
4-[3-[4-(Phenoxyethyl)phenyl]- propyl]morpholine	: 5446	Phenyl isocyanide	: 6422	Picramic acid	: 304
Phenprobamate	: 655	(\pm)-3-Phenyllactic acid	: 5987	Picric acid	: 10631
Phensuximide	: 7659	<i>N</i> -Phenylmaleimide	: 8990	Picryl chloride	: 2337
Phentermine	: 3956	Phenyl mercaptan	: 666	Pigment Blue 15	: 2464
Phentydrone	: 9852	1-Phenyl-5-mercapto-1 <i>H</i> -tetrazole	: 3666	Pimeclone	: 9073
Phenylacetaldehyde	: 596	Phenylmercuric acetate	: 6721	Pimelic acid	: 5675
<i>N</i> -Phenylacetamide	: 18	Phenylmethylbarbituric acid	: 7658	Pimelic ketone	: 2588
α -Phenylacetamide	: 597	1-Phenyl-2-methylpropyl alcohol	: 6481	Pinacol	: 3986
7-Phenylacetamidodeacetoxyce- phalosporanic acid	: 8799	2-Phenyl-4 <i>H</i> -naphtho[1,2- <i>b</i>]pyran-4- one	: 699	Pinacolone	: 3993
Phenylacetic acid	: 598	<i>N</i> -Phenyl- β -naphthylamine	: 8936	Pindone	: 9085
Phenylacetone	: 8965	<i>N</i> -Phenyl-4-(phenylazo)benzenamine	: 8820	2-Pinene	: 9047
Phenylacetyl chloride	: 602	Phenyl phthalate	: 4511	Pinene hydrate	: 9045
Phenylacetylenecarboxylic acid	: 8979	1-Phenylpropargyl alcohol	: 5284	Pinosylvin	: 9014
Phenyl acetylsalicylate	: 8802	3-Phenyl-2-propenal, (<i>E</i>)-	: 2396	<i>L</i> -Pipelicolic acid	: 9061
<i>L</i> -Phenylalanine, 4-[bis(2- chloroethyl)amino]-	: 6695	3-Phenyl-2-propenoic acid, (<i>E</i>)	: 2399	^{Δ3} -Piperidine	: 9888
1-Phenylallyl alcohol	: 10793	3-Phenyl-2-propenoic acid, (<i>Z</i>)	: 2398	Piperidinium chloride	: 9067
Phenylaminoacetic acid	: 8887	3-Phenyl-2-propen-1-ol, formate	: 2402	Piperidinium, 1,1-dimethyl-, chloride	: 6705
Phenyl <i>p</i> -aminosalicylate	: 8813	Phenylpropylmethylamine	: 3955	1-Piperidinol	: 6171
<i>N</i> -Phenylanthranilic acid	: 8812	3-Phenylpyruvic acid	: 8456	Piperidione	: 3512
Phenylarsine oxide	: 8472	3-Phenylrhodanine	: 9007	Piperinic acid	: 698
3-(Phenylazo)-2,6-pyridinediamine, monohydrochloride	: 8754	Phenylseleninic acid	: 657	Piperitenone	: 7456
<i>N</i> -Phenylbenzenamine	: 4454	4-Phenylsemicarbazide	: 8892	(\pm)-Piperitone	: 6513
<i>N</i> -Phenylbenzenemethanamine	: 785	<i>N</i> -Phenylsulfanilic acid	: 8811	Piperonal	: 692
4-Phenylbenzophenone	: 759	Phenyl sulfide	: 4529	Piperonylic acid	: 693
Phenyl bromide	: 1096	Phenylsulfonfyl chloride	: 663	<i>cis</i> -Piperylene	: 8565
2-Phenylbutane	: 1514	Phenylsulfonfyl fluoride	: 664	<i>trans</i> -Piperylene	: 8566
α -Phenylbutyramide	: 4895	<i>N</i> -Phenyl- <i>N'</i> -1,2,3-thiadiazol-5-ylurea	: 10035	Pipradrol	: 4512
Phenyl butyrate	: 8852	1-Phenyltridecane	: 10323	Pipsyl chloride	: 6277
Phenyl carbonate	: 4474	Phenyltrimethylammonium chloride	: 10599	Pivaldehyde	: 4269
Phenyl Cellosolve acrylate	: 8783	Phenyl(trimethylsilyl)amine	: 10601	Pivalic acid chloride	: 4279
		Phenylurethane	: 5207	Plicamycin	: 7880
		5-Phenylvaleric acid	: 648		
		Phenylamide	: 9366		
		Phenizidole	: 8839		

Plumbagin	: 6093	Propionic anhydride	: 9165	Pyridoxin	: 6107
Potassium biphthalate	: 9097	Propionylacetone	: 5839	3-Pyridylsulfonic acid	: 9358
Potassium citrate	: 10665	Propionyl chloride	: 9170	Pyrimethamine	: 2240
Potassium oleate	: 9098	Propionyl fluoride	: 9171	4(1 <i>H</i>)-Pyrimidinone, 5-butyl-2-(ethylamino)-6-methyl-	: 4811
Potassium sorbate	: 9096	Propiophenone	: 8964	Pyrithyldione	: 3520
Pramiverin	: 6494	Propoxybenzene	: 8976	Pyrocalciferol	: 4732
Pramoxine	: 1483	Propylacetylene	: 8687	Pyrocarbonic acid diethyl ester	: 3426
Prednisone	: 3746	Propyl alcohol	: 9166	Pyrogallol	: 673
Pregnanediol	: 9104	Propylallene	: 5774	Pyromellitic acid	: 665
5 α -Pregnan-20 β -ol-3-one	: 162	Propyl bromide	: 1327	Pyropentylene	: 2658
Pregn-4-ene-3,20-dione	: 9122	<i>gamma</i> -Propyl- <i>gamma</i> -butyrolactone	: 3667	Pyrrodiazole	: 10148
4-Pregnene-11 β ,17 α ,20 β ,21-tetrol-3-on	: 9901	S-Propyl carbonochloridothioate	: 9223	3-Pyrrolicarboxylic acid	: 9395
Prehnitenol	: 9965	Propyl chloride	: 2260	2-Pyrrolidinedicarboxylic acid	: 9124
Primeverose	: 10862	Propyl cyanide	: 1419	1-Pyrrolidinylcyclopentene	: 2679
Primidone	: 4990	Propylene	: 9178	3-Pyrroline	: 3676
Pristane	: 9959	Propylene chlorohydrin	: 2268	Pyrvaldehyde	: 9142
Probenecid	: 4550	<i>sec</i> -Propylene chlorohydrin	: 2270	Quercetin-3- <i>L</i> -rhamnoside	: 9408
Procaine	: 3387	Propylenediamine	: 9137	<i>D</i> -Quercitol	: 2805
Proflavine	: 114	Propylene dibromide	: 2975	Quinacridone	: 2405
Prontosil	: 2864	Propylene dichloride	: 3271	Quinaldic acid	: 9430
1,2-Propadiene-1,3-dione	: 1754	1,2-Propylene glycol 1-propyl ether	: 9200	Quinaldine	: 7766
Propallylinal	: 1086	1,2-Propylene oxide	: 7536	Quinalizarin	: 9897
Propanamide, <i>N</i> -(3,4-dichlorophenyl)-	: 9163	Propyl ether	: 4558	Quinacridone	: 9430
Propanamide, <i>N,N</i> -diethyl-2-(1-naphthalenyloxy)-	: 7996	Propyl fluoride	: 5415	Quinolinic acid	: 6905
1-Propanamine	: 9205	Propyl gallate	: 9268	Quinizarin	: 3692
2-Propanamine	: 6471	1-Propylheptyl alcohol	: 2761	2,4-Quinolinediol	: 6192
1-Propanamine hydrochloride	: 9206	Propylhexedrine	: 4019	Quinolinic acid	: 9338
2-Propanamine hydrochloride	: 6472	Propylidene chloride	: 3270	2,3-Quinoxalinediol	: 3678
1-Propanearsonic acid	: 9211	Propyl iodide	: 6335	Quintozone	: 8540
1,3-Propanedial	: 6663	Propyl isopentanoate	: 9248	Quinuclidine	: 539
1,2-Propanediol	: 9230	Propyl isopropyl ketone	: 7338	3-Quinuclidinol	: 540
Propaneperoxoic acid	: 8733	Propyl mercaptan	: 9151	Reductic acid	: 3720
1,2,3-Propanetriol	: 5561	Propylparaben	: 9242	Refrigerant 11	: 10239
1,2,3-Propanetriol, 1,3-dinitrate	: 5564	Propyl <i>trans</i> -3-phenyl-2-propenoate	: 9224	Refrigerant 12	: 3162
Propanoic acid, 2-amino-3-mercapto-, (<i>R</i>)-	: 2715	<i>N</i> -Propyl-1-propanamine	: 4549	Refrigerant 13	: 2328
Propanoic acid, 2-(2,4,5-trichlorophenoxy)-	: 9538	<i>N</i> -Propyl-2-propanamine	: 6535	Refrigerant 21	: 3187
Propanolamine	: 407	Propyl propionate	: 9260	Refrigerant 22	: 1983
1-Propanol, titanium(4+) salt	: 10001	Propylthiouracil	: 3668	Refrigerant 114	: 3295
2-Propanol, titanium(4+) salt	: 9908	Propyltrichlorosilane	: 10287	Refrigerant 114a	: 3294
2-Propanone	: 33	Proscar	: 5330	Refrigerant 114B2	: 2990
Propargylacetic acid	: 8689	Protionamide	: 9263	Refrigerant 115	: 2207
Propargyl aldehyde	: 9271	Protoanemonin	: 7243	Refrigerant 120	: 8538
Propargyl bromide	: 1345	Protocatechualdehyde	: 3701	Refrigerant 123a	: 3306
Propargyl chloride	: 2285	Protocatechuic acid	: 3708	Refrigerant 123b	: 3308
2-Propenal	: 116	Pseudoconhydrine	: 9258	Refrigerant 131a	: 10237
2-Propenamide	: 117	Pseudocumene	: 10508	Refrigerant 131b	: 10236
2-Propen-1-amine	: 171	Pseudoionone	: 4349	Refrigerant 142b	: 1980
Propenenitrile	: 119	Pseudopelletierine	: 6952	Refrigerant 216	: 3194
2-Propenoic acid	: 118	1 <i>H</i> -Purin-6-amine	: 121	Refrigerant 225ca	: 3245
2-Propenoic acid, 2,2-dimethyl-1,3-propanediyl ester	: 4542	1 <i>H</i> -Purine, 6-[(1-methyl-4-nitro-1 <i>H</i> -imidazol-5-yl)thio]-	: 545	Refrigerant 227ea	: 5665
2-Propenoic acid, 1,6-hexanediyl ester	: 4543	Purpurin	: 10434	Refrigerant 236ea	: 5799
2-Propenoic acid, propyl ester	: 9204	Purpurogallin	: 9898	Refrigerant 236fa	: 5800
2-Propen-1-ol	: 170	Putrescine	: 1403	Refrigerant 236me	: 9838
2-Propenylbenzene	: 173	1,4-Pyran	: 9296	Refrigerant 245cb	: 8588
5-(2-Propenyl)-1,3-benzodioxole	: 9499	Pyrazinamide	: 9303	Refrigerant C317	: 2059
1-(2-Propenyl)cyclohexene	: 182	Pyrazinoic acid	: 9304	Refrigerant 1112	: 3160
2-Propenyl propanoate	: 204	Pyrazino[2,3- <i>d</i>]pyrimidine	: 9290	Rehmannic acid	: 6585
Propham	: 6531	2-Pyrazoline	: 3673	Resacetophenone	: 3742
Propiocrine	: 4745	1 <i>H</i> -Pyrazolium, 1,2-dimethyl-3,5-diphenyl-, methyl sulfate	: 3545	Resorcinol monoethyl ether	: 4859
β -Propiolactone	: 8445	3(2 <i>H</i>)-Pyridazinone, 5-amino-4-chloro-2-phenyl-	: 1832	β -Resorcylaldehyde	: 3699
Propiolic acid	: 9274	4-Pyridinecarboxylic acid hydrazide	: 6440	β -Resorcylic acid	: 3705
Propionaldehyde	: 9132	Pyridine, 2-chloro-6-(trichloromethyl)-	: 8029	Resorufine	: 6142
Propionamide	: 9134	Pyridine <i>N</i> -oxide	: 9355	Retene	: 7420
Propionic acid	: 9164	2-Pyridinylhydrazine	: 9365	Retinol, hexadecanoate	: 9464
		5 <i>H</i> -Pyrido[4,3- <i>b</i>]indole	: 1740	Retrorsine <i>N</i> -oxide	: 6362
		Pyridoxal 5-(dihydrogen phosphate)	: 9373	Rhodanine	: 10085
				Rhodinol	: 4197
				β - <i>D</i> -Ribofuranoside, adenine-9	: 122
				2- β - <i>D</i> -Ribofuranosyl-1,2,4-triazine-3,5(2 <i>H</i> ,4 <i>H</i>)-dione	: 546

1-β-D-Ribofuranosyluracil	: 10760	Sodium phenoxide	: 9571	Temephos	: 1
Ricinoic acid	: 6134	Sodium picrate	: 10632	Terpenylic acid	: 9850
Risocaine	: 9207	Solasodine	: 9591	β-Terpineol	: 7463
Rosaniline	: 6653	Sophorine	: 2724	3,2':4;3"-Terpyridine	: 8022
Rosaniline hydrochloride	: 6654	Sorbic acid	: 5783	α-Terthienyl	: 9706
Roxarsone	: 8111	Sorbic alcohol	: 5784	Testosterone	: 5965
RU-486	: 7873	Sorbinaldehyde	: 5773	Testosterone-17-propionate	: 8476
Rubeanic acid	: 4792	L-Sorbinose	: 9585	1,4,5,8-Tetraamino-9,10-anthracene-dione	: 4575
Rubixanthin	: 1781	Sorbitol	: 5537	Tetrabromobisphenol A	: 1077
Rubrene	: 9992	Sorbitol hexaacetate	: 5538	3,4,5,6-Tetrabromo- <i>o</i> -cresol	: 9716
Rufigallol	: 5812	Spermine	: 911	Tetrabromoethylene	: 9712
Ruthenium(III) acetylacetonate	: 9493	Squalane	: 5826	Tetracarbonylhydrocobalt	: 2438
Salicin	: 6098	Stannane, hydroxytriphenyl-	: 10663	2,2',4,4'-Tetrachlorodiphenyl ether	: 958
Salicyl alcohol	: 5983	Stannane, tricyclohexylhydroxy-	: 2707	Tetracosamethylhendecasiloxane	: 9778
Salicylamide	: 5971	Stanolone	: 5962	Tetracyanoethylene	: 9783
Salicylamide <i>O</i> -acetic acid	: 280	Stearyl alcohol	: 8307	Tetradecamethylene dibromide	: 2989
Salicylanilide	: 6147	Stearyl mercaptan	: 8306	1-Tetradecanamine	: 9803
Salicylhydroxamic acid	: 3702	Stearyl methacrylate	: 8325	1-Tetradecanol, acetate	: 9802
Salicylic acid	: 5990	Stearyl 2-propenoate	: 8319	Tetradecyl alcohol	: 9797
<i>N</i> -Salicylidene- <i>o</i> -aminophenol	: 6160	Stelazine	: 10377	Tetradecyloxirane	: 4712
4-Salicyloylmorpholine	: 6002	Stigmasterol	: 9608	Tetraethylmethane	: 3498
Salsalate	: 1768	Streptonivicin	: 8284	Tetraethyl orthocarbonate	: 9808
Sarin	: 7669	Strychnine nitrate	: 9618	<i>N,N,N',N'</i> -Tetraethylphthalamide	: 9813
Sarpagine	: 9513	Strychnine sulfate	: 9619	Tetrafluoroethylene	: 9837
Sarsasapogenin	: 9595	Stylophorine	: 1810	Tetrahelixene	: 717
Scopolamine methobromide	: 6908	Styphnic acid	: 10625	Tetrahydrobenzene	: 2591
Scopoletin	: 6066	Styrene glycol	: 8872	4,5,6,7-Tetrahydro-4-benzothiophene	: 3604
Sebacil	: 2539	Styrene-7,8-oxide	: 8940	<i>DL</i> -Tetrahydroberberine	: 1714
Sebacoil	: 6018	Suberic acid	: 8349	Tetrahydro-2,2-dimethyl-5-oxo-3-furancarboxylic acid	: 9693
9,10-Secocholesta-5,7,10(19)-trien-3-ol, (3β,5 <i>Z</i> ,7 <i>E</i>)-	: 10835	Suberone	: 2557	1,2,3,6-Tetrahydro-2,6-dioxo-4-pyrimidinecarboxylic acid	: 8418
9,10-Secoergosta-5(10),6,8,22-tetraen-3-ol, (3β,6 <i>E</i> ,22 <i>E</i>)-	: 9673	Suberonitrile	: 8348	Tetrahydro-2-furancarbinol	: 9860
Seldane	: 9695	Succinil	: 8992	Tetrahydro-2,5-furandimethanol	: 463
Selenomethionine	: 9521	Succinilic acid	: 8470	Tetrahydrofurfurylamine	: 9855
Seminose	: 6680	Succinyl chloride	: 1417	1,2,5,6-Tetrahydro-1-methyl-3-pyridinecarboxylic acid	: 511
Semioxamazide	: 382	Sucrose palmitate	: 9632	Tetrahydromyrcenol	: 4184
Semustine	: 2042	Sudan I	: 8823	1,2,3,4-Tetrahydro-α-naphthol	: 9875
Senecialdehyde	: 7086	Sudan III	: 8825	5,6,7,8-Tetrahydro-α-naphthol	: 9876
2-Silapropane	: 4319	Sulfacetamide	: 401	5,6,7,8-Tetrahydro-β-naphthol	: 9878
Silicic acid, tetrabutyl ester	: 9727	Sulfadiazine	: 424	Tetrahydro-1,4-oxazine	: 7901
Silicic acid, tetrakis(2-ethylbutyl) ester	: 9814	Sulfanilamide	: 250	Tetrahydroquinone	: 2580
β-Sitosterol	: 9610	Sulfanilic acid	: 253	Tetrahydrothiophene, 1-1-dioxide	: 9658
γ-Sitosterol	: 9611	<i>p</i> -Sulfanilyl fluoride	: 254	<i>D</i> -Tetrahydroxyadipic acid	: 5536
Skatole	: 7388	Sulfapyrazine	: 415	3',4',5,7-Tetrahydroxyflavanone, (<i>S</i>)	: 4742
Skimmianine	: 10490	Sulfapyridine	: 419	Tetraiodoethylene	: 9903
Skimmin	: 5543	Sulfaquinoxaline	: 426	Tetra(isopropoxy)silane	: 6539
Smilagenin	: 9594	4,4'-Sulfinyldianiline	: 909	Tetralin	: 9874
Sodium acid citrate	: 4574	Sulfiram	: 9828	Tetralol	: 9877
Sodium alizarinesulfonate	: 152	4-Sulfo-1,2-benzenedicarboxylic acid	: 9662	6',7',10,11-Tetramethoxyemetan	: 4695
Sodium (4-aminophenyl)arsonate	: 9544	Sulfobromophthalein sodium	: 9573	Tetramethylbutanedinitrile	: 9976
Sodium anthraquinone-1-sulfonate	: 3621	3-Sulfolene	: 3684	1,1,4,4-Tetramethyl-1,4-butanediol	: 4095
Sodium citrate	: 10700	Sulfonethylnmethane	: 990	4-(2,5,6,6-Tetramethyl-1-cyclohexen-1-yl)-3-buten-2-one	: 6355
Sodium 2-(2,4-dichlorophenoxy)ethyl sulfate	: 9534	3,3'-Sulfonyldianiline	: 2857	4-(2,5,6,6-Tetramethyl-2-cyclohexen-1-yl)-3-buten-2-one	: 6354
Sodium 3,4-dihydro-3,4-dioxo-1-naphthalenesulfonate	: 9569	5-Sulfosalicylic acid	: 6195	Tetramethylene	: 2530
Sodium <i>p</i> -dimethylaminoazobenzene-sulfonate	: 7529	5-Sulfosalicylic acid dihydrate	: 6196	Tetramethylenedithiol	: 1418
Sodium dimethylaminobenzenediazo-sulfonate	: 2817	Sulphenone	: 2253	Tetramethylene glycol	: 1407
Sodium dimethylarsonate	: 9549	Surinamine	: 7842	Tetramethylene oxide	: 9854
Sodium diphenylamine-4-sulfonate	: 4456	Suxamethonium chloride	: 9628	3,7,11,15-Tetramethyl-2-hexadecen-1-ol, [<i>R</i> -(<i>R</i> *, <i>R</i> *-(<i>E</i>))]	: 9034
Sodium ethoxide	: 9557	Swep	: 7193	<i>cis</i> -2,2,5,5-Tetramethyl-3-hexene	: 3018
Sodium ethylenebisdithiocarbamic acid	: 7916	Synephrine	: 6073	Tetramethylolmethane tetramethacrylate	: 8574
Sodium hydroxymethanesulfinate	: 9560	Syringaldehyde	: 6029	Tetramethyl- <i>p</i> -phenylenediamine	: 9925
Sodium hydroxymethanesulfonate	: 9559	Systox	: 2795		
Sodium lauryl sulfate	: 9556	2,4,5-T	: 10273		
Sodium methoxide	: 9566	2,4,5-T Butoxyethyl ester	: 1479		
		2,4,5-T Butyl ester	: 1666		
		Tannin	: 9677		
		Tartar emetic	: 495		
		Tartronic acid	: 6180		
		Taurine	: 305		
		Taurocyamine	: 5612		
		Taxifolin	: 8593		

Tetramethylphosphorodiamidic fluoride	: 3819	Toluene-2,3-diamine	: 6977	3',4',5'-Trichlorosalicylanilide	: 1974
2,2,6,6-Tetramethyl-4-piperidinol	: 6197	Toluene-2,5-diamine	: 6980	2,4,5-Trichlorotoluene	: 10252
2-(<i>N</i> ,2,4,6-Tetranitroanilino)ethanol	: 8661	Toluene-2,6-diamine	: 6979	1,3,5-Trichloro-1,3,5-triazine-2,4,6-(1 <i>H</i> ,3 <i>H</i> ,5 <i>H</i>)-trione	: 9670
3,6,9,12-Tetraoxatetracosan-1-ol	: 4655	Toluene-3,4-diamine	: 6978	Triclocarban	: 10215
<i>sym</i> -Tetrazine	: 10007	Toluene- α,α -diol, diacetate	: 801	Tricromyl	: 7025
Tetroquinone	: 9900	Toluene-3,4-dithiol	: 6987	Tricyanotrimethylamine	: 8031
Tetryl	: 7798	<i>p</i> -Toluenesulfinic acid	: 7005	Tricyclo[9.3.1.1]hexadeca-1(15),4,6,8(16),11,13-hexaene	: 6726
Thallous ethoxide	: 10012	<i>p</i> -Toluenesulfonamide	: 7008	1-Tridecanamine	: 10322
3-Thenoic acid	: 10072	<i>o</i> -Toluenesulfonyl chloride	: 7011	Tridecyl alcohol	: 10315
Thenoyltrifluoroacetone	: 10423	<i>o</i> -Toluidine	: 6938	Tridecylic acid	: 10314
Thiacyclopentane	: 9895	<i>m</i> -Toluidine	: 6939	Tridemorph	: 4346
1,2,4-Thiadiazole, 5-ethoxy-3-(trichloromethyl)-	: 9705	<i>p</i> -Toluidine	: 6940	Trielaidin	: 5569
Thiamorpholine	: 10060	<i>o</i> -Toluidine, hydrochloride	: 6942	Triethanolamine hydrochloride	: 995
Thianaphthene	: 743	<i>o</i> -Tolunitrile	: 7020	Triethoxyphosphine	: 10369
Thiazolsulfone	: 402	<i>m</i> -Tolunitrile	: 7021	Triethyl acetylcitrate	: 10343
Thiazol Yellow G	: 2421	<i>p</i> -Tolunitrile	: 7022	Triethyleneglycol monomethyl ether	: 6824
2-Thienyl bromide	: 1356	2-(<i>p</i> -Toluyloxy)benzoic acid	: 7035	Triethylenemelamine	: 10678
2-Thienyl chloride	: 2312	<i>m</i> -Toluquinoline	: 4315	Triethylenetetramine	: 904
Thioacetanilide	: 9002	<i>m</i> -Toluquinoline	: 7771	Triethylmethylplumbane	: 7834
2-Thiobarbituric acid	: 3686	<i>o</i> -Tolyl alcohol	: 6997	Triethyl orthothioformate	: 10689
Thiobenzyl alcohol	: 647	<i>m</i> -Tolyl alcohol	: 6998	<i>O,O,O</i> -Triethyl thiophosphate	: 10370
4,4'-Thiobisphenol	: 3723	<i>p</i> -Tolyl alcohol	: 6999	1,1,1-Trifluoroacetylacetone	: 10415
Thiobutabarbital	: 4987	4- <i>o</i> -Tolylazo- <i>o</i> -toluidine	: 3899	2,2,2-Trifluoroethanamine	: 10390
Thiocarbamide	: 10081	<i>p</i> -Tolyl ether	: 1026	Trifluoroethylene	: 10389
α -Thiocyanatotoluene	: 837	2-Tolyl isocyanate	: 6412	(Trifluoromethyl)acetylene	: 10422
1-Thiocyanobutane	: 1661	<i>p</i> -Tolylsulfonmethyl nitrosamide	: 4161	Trifluoromethyl isocyanide	: 10394
2-Thiocytosine	: 422	<i>o</i> -Tolylthiourea	: 7663	3-(Trifluoromethyl)phenyl isocyanate	: 6421
Thiodiacetic acid	: 10052	Tomatidine	: 9590	Trifluoromethylthiazide	: 5339
4,4'-Thiodianiline	: 2856	TOPO	: 10637	2,4,6-Trifluoro-1,3,5-triazine	: 2523
2,2'-Thiodiethanol	: 1005	Torularhodin	: 3338	Triglycol	: 10355
Thiodiphenylamine	: 8767	Tosanol	: 10868	Triglyme	: 10359
Thiofuran	: 10063	Tranexamic acid	: 346	Trihexphenidyl	: 2638
Thioglycerol	: 6716	Traumatic acid	: 4636	2',4',6'-Trihydroxyacetophenone	: 10446
Thioguanine	: 301	Triacetic acid lactone	: 6105	3,7,12-Trihydroxycholesterol-24-oic acid, (3 α ,5 β ,7 α ,12 α)	: 2377
2-Thiohydantoin	: 10084	Triadimefon	: 573	1,2,6-Trihydroxyhexane	: 5847
Thionalide	: 6713	Triallylamine	: 2839	3,17,21-Trihydroxypregnan-20-one, (3 α ,5 β)	: 9107
Thionaphthene-2-carboxylic acid	: 744	1,2,3-Triaminopropane	: 9153	9,11,15-Trihydroxyprosta-5,13-dienoic acid	: 9279
Thionine	: 2863	Triamterene	: 8981	Triisovalerin	: 5571
Thiophenetole	: 5257	1,2,3-Triaza-1 <i>H</i> -indene	: 745	Trilaurin	: 5570
Thiophosgene	: 1750	1,3,5-Triazine-2,4,6-(1 <i>H</i> ,3 <i>H</i> ,5 <i>H</i>)-trione	: 2522	Trimellitic acid	: 669
<i>o</i> -Thiosalicylic acid	: 6709	1,3,5-Triazine-2,4,6-(1 <i>H</i> ,3 <i>H</i> ,5 <i>H</i>)-trione	: 2522	Trimethadione	: 10576
Thiosemicarbazide	: 5933	1,2,4-Triazolo[3,4- <i>b</i>]benzothiazole, 5-methyl-	: 10306	3,4,5-Trimethoxybenzyl alcohol	: 10481
Thiosinamine	: 208	1,1,1-Tribromo- <i>tert</i> -butyl alcohol	: 10170	Trimethylacetic acid	: 4277
Thiotepa	: 10363	2,4,6-Tribromo- <i>m</i> -cresol	: 10169	2,6,6-Trimethylbicyclo[3.1.1]heptane	: 9044
2-Thiouracil	: 3687	Tribromsalan	: 2914	1,3,3-Trimethylbicyclo[2.2.1]heptan-2-ol, <i>endo</i> -(\pm)	: 5314
Thioxanthone	: 10083	Tributoxyphosphine	: 10187	1,7,7-Trimethylbicyclo[2.2.1]heptan-2-ol, <i>exo</i> -(\pm)	: 6367
4(10)-Thujene-3-ol	: 7245	Tributyltin acetate	: 92	1,7,7-Trimethylbicyclo[2.2.1]heptan-2-one, (1 <i>R</i>)	: 1709
Thymine 2-desoxyriboside	: 10093	Tributyltin fluoride	: 10183	1,7,7-Trimethylbicyclo[2.2.1]heptan-2-one, (1 <i>S</i>)	: 1711
Thymine riboside	: 7851	Tributyltin hydride	: 10190	2,6,6-Trimethyl-1,3-cyclohexadiene-1-carboxaldehyde	: 9498
Thymol, acetate	: 7422	<i>S,S,S</i> -Tributyl trithiophosphate	: 10188	<i>trans</i> -1,3,5-Trimethylcyclohexane	: 10533
<i>o</i> -Thymotic acid	: 6089	Tricarballic acid	: 9154	3,5,5-Trimethyl-2-cyclohexen-1-one	: 6456
Tiglic acid	: 7095	1,1,1-Trichloroacetone	: 10283	1,2,2-Trimethyl-1,3-cyclopentanedicarboxylic acid, (1 <i>R</i> ,3 <i>S</i>)	: 1712
Tiglic aldehyde	: 7085	2,4,6-Trichloroanisole	: 10251	Trimethylene	: 2688
Tigogenin	: 9593	1,1,1-Trichloro- <i>tert</i> -butyl alcohol	: 10258	Trimethylene diiodide	: 3772
Tillman's reagent	: 3200	Trichlorobutylsilane	: 1667	Trimethylene dimercaptan	: 9145
Timonacic	: 10032	2,2,3-Trichlorobutyraldehyde	: 10213	4,4'-Trimethylenedipiperidine	: 4539
Tin tetraethyl	: 9827	1,2,4-Trichloro-5-[(4-chlorophenyl)sulfonyl]benzene	: 9806	Trimethylene glycol	: 9231
Titanium(IV) butoxide	: 9730	4,5,6-Trichloro- <i>o</i> -cresol	: 10255		
TMAB	: 9720	2,4,6-Trichloro- <i>m</i> -cresol	: 10257		
TMS	: 9973	2,3,6-Trichloro- <i>p</i> -cresol	: 10256		
α -Tocopherol	: 10836	2,2,2-Trichloroethanol dihydrogen phosphate	: 10298		
Tofranil	: 6227	Trichloroethylene	: 10231		
Tolazoline	: 3606	(2,2,2-Trichloroethyl)oxirane	: 10227		
<i>o</i> -Tolualdehyde	: 6957	Trichloromethyl mercaptan	: 10248		
<i>m</i> -Tolualdehyde	: 6958	Trichloro-2-propenylsilane	: 209		
<i>p</i> -Tolualdehyde	: 6959				
<i>o</i> -Toluamide	: 6960				
<i>p</i> -Toluamide	: 6961				

Trimethylene oxide	: 8444	Undecylenic acid	: 10745	2,3-Xylidine	: 3927
Trimethylene sulfide	: 10038	Undecyl mercaptan	: 10730	2,4-Xylidine	: 3928
Trimethylene sulfone	: 10039	Untriactonane	: 5639	2,5-Xylidine	: 3929
Trimethylolmelamine	: 10692	Uramil	: 423	2,6-Xylidine	: 3930
Trimethylolpropane phosphite	: 5278	Urethane	: 4937	3,4-Xylidine	: 3931
Trimethylolpropane triacrylate	: 10667	Uridine 5'-phosphoric acid	: 10761	3,5-Xylidine	: 3932
1,1,1-Trimethylolpropane trimethacrylate	: 10699	Urochloralic acid	: 10234	Xylite	: 10861
6,6,9-Trimethyl-3-pentyl-6 <i>H</i> -dibenzo[b,d]pyran-1-ol	: 1716	Ursodiol	: 3716	1-(2,4-Xylylazo)-2-naphthol	: 4247
<i>N,N</i> , α -Trimethyl-10 <i>H</i> -phenothiazine-10-ethanamine	: 9127	Vaccenic acid	: 8315	1-(2,5-Xylylazo)-2-naphthol	: 4248
<i>N,N</i> , β -Trimethyl-10 <i>H</i> -phenothiazine-10-propanamine	: 10470	Valeraldehyde	: 8604	Yellow AB	: 8822
<i>N,N</i> ,2-Trimethyl-1-propanamine	: 6387	Valeric acid	: 8624	Zeaxanthin	: 1778
1,7,7-Trimethyltricyclo[2.2.1.0 ^{2,6}]-heptane	: 10307	(\pm)- γ -Valerolactone	: 3646	Zinc acetylacetonate	: 10875
Trimethyl trimellitate	: 10512	Valeronitrile	: 8620	Zinc, bis(dimethylcarbamodithioato- <i>S,S'</i>)-, (T-4)-	: 10877
2,4,6-Trimethyl-1,3,5-trioxane	: 8508	Valeroyl chloride	: 8632	Zinc diethyl	: 3543
2,4,6-Trimethyl-1,3,5-trithiane	: 10042	Valproic acid	: 9254	Zineb	: 10873
Trimyrustin	: 5575	Vanadium(III) acetylacetonate	: 10773	Zingerone	: 6067
<i>sym</i> -Trinitrobenzene	: 10624	Vanadium hexacarbonyl	: 10772	Zoxazolamine	: 1908
Trinonafluorobutylamine	: 10702	Vanadium, oxotris(2-propanolato)-, (T-4)-	: 10467	Zygosporin A	: 2726
28,29,30-Trinorlanostane	: 2365	Vanadyl acetylacetonate	: 8458		
Triolein	: 5572	Vanillic acid	: 6065		
3,6,9-Trioxaundecane-1,11-diol	: 9815	Vanillin	: 6060		
Tripalmitin	: 5573	Vanilmandelic acid	: 3726		
Tripeleannamine	: 3973	Velloimine	: 9512		
Triphenylmethyl bromide	: 1373	Veratraldehyde	: 3838		
Triphenylmethyl mercaptan	: 4461	Veratric acid	: 3851		
4-(Triphenylmethyl)morpholine	: 10374	Veratrole	: 3840		
Triphenyltin acetate	: 93	Versen-OL	: 10701		
Triphenyltin chloride	: 2341	Vicianose	: 506		
Triphosgene	: 1048	Vinylacetylene	: 1464		
Tripropoxyphosphine	: 10675	Vinylbenzene	: 9621		
<i>N,N,N</i> -Tripropyl-1-propanaminium bromide	: 9997	5-Vinylbicyclo[2.2.1]hept-2-ene	: 10814		
Triptane	: 10524	Vinyl bromide	: 1194		
Triptil	: 9282	Vinyl chloride	: 2022		
Triptycene	: 3595	Vinyl crotonate	: 10795		
2,4,6-Tripyridyl- <i>s</i> -triazine	: 10703	4-Vinyl-1-cyclohexene dioxide	: 4711		
Triruthenium dodecacarbonyl	: 9492	Vinylene carbonate	: 5017		
Tris(1-aziridinyl)phosphine, oxide	: 10362	Vinyl fluoride	: 5388		
Tris(2,3-dibromopropyl) phosphate	: 2981	1-Vinylheptanol	: 8252		
Tris(dimethylamino)phosphine	: 5825	Vinylidene chloride	: 3176		
Tris(dimethylamino)phosphine oxide	: 5824	Vinylidene fluoride	: 3560		
Tris(2-hydroxyethyl)amine	: 10330	Vinyl iodide	: 6299		
Tris(hydroxymethyl)nitromethane	: 6094	4-Vinylphenol	: 6194		
Tristearin	: 5574	Vinyl propionate	: 10819		
Trithiocyanuric acid	: 10143	Vinylsilanetriol, triacetate	: 10826		
Tri- <i>o</i> -tolyl phosphate	: 10302	Vinyl stearate	: 10815		
Tri- <i>m</i> -tolyl phosphate	: 10303	Vinyl sulfide	: 4606		
Tri- <i>p</i> -tolyl phosphate	: 10304	Vinyl sulfone	: 4607		
Troclosene potassium	: 9094	Vinyl trichloride	: 10229		
Tropaeolin OO	: 8414	Vinyltrichlorosilane	: 10296		
Tropane	: 6953	Violic acid	: 9384		
Tropanol mandelate	: 5921	Vitamin A	: 9463		
Tropic acid	: 6077	Vitamin A ₁ aldehyde	: 9459		
Tropilidene	: 2558	Vitamin B ₆	: 9372		
Tropital	: 9080	Vitamin B-12a	: 5959		
Tryptamine hydrochloride	: 6250	Vitamin Bc	: 5442		
Tryptophol	: 6251	Vitamin C	: 518		
Tuaminoheptane	: 5670	Vitamin K ₂ (35)	: 6696		
Tungsten hexacarbonyl	: 10718	VX Nerve agent	: 4992		
Turmeric	: 2495	Widdrene	: 10092		
Tyramine	: 315	Woodward's Reagent K	: 5251		
Umbelliferone	: 5999	Xanthogenic acid	: 5014		
1-Undecanamine	: 10748	Xanthophyll	: 1779		
Undecyl alcohol	: 10732	Xanthoxylin	: 3867		
<i>sec</i> -Undecyl alcohol	: 10733	Xanthurenic acid	: 3754		
		Xibornol	: 6369		
		<i>m</i> -Xylene diamine	: 629		
		2,4-Xylenol, phosphate (3:1)	: 10684		
		2,5-Xylenol, phosphate (3:1)	: 10685		
		2,6-Xylenol, phosphate (3:1)	: 10686		

DIAMAGNETIC SUSCEPTIBILITY OF SELECTED ORGANIC COMPOUNDS

When a material is placed in a magnetic field H , a magnetization M is induced in the material which is related to H by $M = \kappa H$, where κ is called the volume susceptibility. Since H and M have the same dimensions, κ is dimensionless. A more useful parameter is the molar susceptibility χ_m , defined by

$$\chi_m = \kappa V_m = \kappa M/\rho$$

where V_m is the molar volume of the substance, M the molar mass, and ρ the mass density. When the cgs system is used, the customary unit for χ_m is $\text{cm}^3 \text{mol}^{-1}$; the corresponding SI base unit is $\text{m}^3 \text{mol}^{-1}$. Substances with no unpaired electrons are called diamagnetic; they have negative values of χ_m .

This table gives values of the diamagnetic susceptibility for about 400 common organic compounds. Values are given for both the molar susceptibility χ_m and the volume susceptibility κ . Most

values of the volume susceptibility κ refer to solids or liquids at room temperature; an asterisk * following the value indicates a liquefied gas. A more extensive table may be found in Reference 1.

In keeping with customary practice, the molar susceptibility is given here in units appropriate to the cgs system. These values should be multiplied by 4π to obtain values for use in SI equations (where the magnetic field strength H has units of A m^{-1}).

References

1. *Landolt-Börnstein, Numerical Data and Functional Relationships in Science and Technology, New Series*, II/16, *Diamagnetic Susceptibility*, Gupta, R. R., ed., Springer-Verlag, Heidelberg, 1986.
2. Barter, C., Meisenheimer, R. G., and Stevenson, D. P., *J. Phys. Chem.* 64, 1312, 1960.
3. Broersma, S., *J. Chem. Phys.* 17, 873, 1949.

Name	Molecular formula	$-\chi_m/10^{-6}$ $\text{cm}^3 \text{mol}^{-1}$	$-\kappa/10^{-6}$
Acenaphthene	$\text{C}_{12}\text{H}_{10}$	109.9	0.871
Acenaphthylene	C_{12}H_8	111.6	0.659
Acetaldehyde	$\text{C}_2\text{H}_4\text{O}$	22.2	0.395
Acetamide	$\text{C}_2\text{H}_5\text{NO}$	33.9	0.573
Acetic acid	$\text{C}_2\text{H}_4\text{O}_2$	31.8	0.553
Acetic anhydride	$\text{C}_4\text{H}_6\text{O}_3$	52.8	0.560
Acetone	$\text{C}_3\text{H}_6\text{O}$	33.8	0.457
Acetonitrile	$\text{C}_2\text{H}_3\text{N}$	27.8	0.532
Acetophenone	$\text{C}_8\text{H}_8\text{O}$	72.5	0.620
Acetyl chloride	$\text{C}_2\text{H}_3\text{ClO}$	39.3	0.553
Acetylene	C_2H_2	20.8	0.301*
Acridine	$\text{C}_{13}\text{H}_9\text{N}$	118.8	0.666
Allene	C_3H_4	25.3	0.369*
Allyl alcohol	$\text{C}_3\text{H}_6\text{O}$	36.7	0.540
Allylamine	$\text{C}_3\text{H}_7\text{N}$	40.1	0.532
Aniline	$\text{C}_6\text{H}_7\text{N}$	62.4	0.685
Anisole	$\text{C}_7\text{H}_8\text{O}$	72.2	0.664
Anthracene	$\text{C}_{14}\text{H}_{10}$	129.8	0.932
9,10-Anthracenedione	$\text{C}_{14}\text{H}_8\text{O}_2$	113.0	0.780
trans-Azobenzene	$\text{C}_{12}\text{H}_{10}\text{N}_2$	106.8	0.705
Azulene	C_{10}H_8	123.7	
Benzaldehyde	$\text{C}_7\text{H}_6\text{O}$	60.7	0.595
Benzamide	$\text{C}_7\text{H}_7\text{NO}$	72.0	0.641
Benzene	C_6H_6	54.8	0.615
Benzeneacetic acid	$\text{C}_8\text{H}_8\text{O}_2$	82.4	0.743
Benzeneacetonitrile	$\text{C}_8\text{H}_7\text{N}$	76.9	0.670
1,2-Benzenediamine	$\text{C}_6\text{H}_8\text{N}_2$	72.5	
1,3-Benzenediamine	$\text{C}_6\text{H}_8\text{N}_2$	70.4	0.657
1,4-Benzenediamine	$\text{C}_6\text{H}_8\text{N}_2$	70.7	
Benzil	$\text{C}_{14}\text{H}_{10}\text{O}_2$	106.8	0.551
Benzonitrile	$\text{C}_7\text{H}_5\text{N}$	65.2	0.638
Benzophenone	$\text{C}_{13}\text{H}_{10}\text{O}$	109.6	0.668
p-Benzoquinone	$\text{C}_6\text{H}_4\text{O}_2$	36	0.439
Benzyl acetate	$\text{C}_9\text{H}_{10}\text{O}_2$	93.2	0.655
Benzyl alcohol	$\text{C}_7\text{H}_8\text{O}$	71.8	0.692
Benzyl benzoate	$\text{C}_{14}\text{H}_{12}\text{O}_2$	132.2	0.693
Biphenyl	$\text{C}_{12}\text{H}_{10}$	103.3	0.697
Bromobenzene	$\text{C}_6\text{H}_5\text{Br}$	78.1	0.744
1-Bromobutane	$\text{C}_4\text{H}_9\text{Br}$	77.1	0.718
Bromochloromethane	CH_2BrCl	55.1	0.824

Name	Molecular formula	$-\chi_m/10^{-6}$ $\text{cm}^3 \text{mol}^{-1}$	$-\kappa/10^{-6}$
Bromodichloromethane	CHBrCl_2	66.3	0.801
Bromoethane	$\text{C}_2\text{H}_5\text{Br}$	54.7	0.733
Bromomethane	CH_3Br	42.8	0.755*
1-Bromo-2-methylpropane	$\text{C}_4\text{H}_9\text{Br}$	79.9	0.742
1-Bromonaphthalene	$\text{C}_{10}\text{H}_7\text{Br}$	115.9	0.828
1-Bromopropane	$\text{C}_3\text{H}_7\text{Br}$	65.6	0.722
2-Bromopropane	$\text{C}_3\text{H}_7\text{Br}$	65.1	0.696
3-Bromopropene	$\text{C}_3\text{H}_5\text{Br}$	58.6	0.677
4-Bromotoluene	$\text{C}_7\text{H}_7\text{Br}$	88.7	0.724
Bromotrichloromethane	CBrCl_3	73.2	0.743
1,2-Butadiene	C_4H_6	35.6	0.445
1,3-Butadiene	C_4H_6	32.1	0.365*
Butanal	$\text{C}_4\text{H}_8\text{O}$	45.9	0.510
Butane	C_4H_{10}	50.3	0.496*
1,3-Butanediol	$\text{C}_4\text{H}_{10}\text{O}_2$	61.8	0.689
1,4-Butanediol	$\text{C}_4\text{H}_{10}\text{O}_2$	61.8	0.697
Butanenitrile	$\text{C}_4\text{H}_7\text{N}$	50.4	0.579
1-Butanethiol	$\text{C}_4\text{H}_{10}\text{S}$	70.2	0.655
Butanoic acid	$\text{C}_4\text{H}_8\text{O}_2$	55.1	0.596
1-Butanol	$\text{C}_4\text{H}_{10}\text{O}$	55.9	0.611
2-Butanol	$\text{C}_4\text{H}_{10}\text{O}$	57.6	0.627
2-Butanone	$\text{C}_4\text{H}_8\text{O}$	45.6	0.506
1-Butene	C_4H_8	41.0	0.430*
cis-2-Butene	C_4H_8	42.6	0.468*
trans-2-Butene	C_4H_8	43.3	0.462*
Butylamine	$\text{C}_4\text{H}_{11}\text{N}$	58.9	0.597
Butylbenzene	$\text{C}_{10}\text{H}_{14}$	100.7	0.645
tert-Butylbenzene	$\text{C}_{10}\text{H}_{14}$	101.8	0.657
Butyl formate	$\text{C}_5\text{H}_{10}\text{O}_2$	65.8	0.577
4-tert-Butylphenol	$\text{C}_{10}\text{H}_{14}\text{O}$	108.0	0.653
Butyl propanoate	$\text{C}_7\text{H}_{14}\text{O}_2$	89.1	0.599
Camphor, (+)	$\text{C}_{10}\text{H}_{16}\text{O}$	103.0	0.670
Carbazole	$\text{C}_{12}\text{H}_9\text{N}$	119.9	0.930
Carbonyl chloride	CCl_2O	47.9	0.664*
2-Chloroaniline	$\text{C}_6\text{H}_6\text{ClN}$	79.5	0.755
3-Chloroaniline	$\text{C}_6\text{H}_6\text{ClN}$	76.6	0.730
4-Chloroaniline	$\text{C}_6\text{H}_6\text{ClN}$	76.7	0.859
Chlorobenzene	$\text{C}_6\text{H}_5\text{Cl}$	69.6	0.684
1-Chlorobutane	$\text{C}_4\text{H}_9\text{Cl}$	67.1	0.642
2-Chlorobutane	$\text{C}_4\text{H}_9\text{Cl}$	67.4	0.636

Name	Molecular formula	$-\chi_m/10^{-6}$ $\text{cm}^3 \text{mol}^{-1}$	$-\kappa/10^{-6}$
Chloroethene	$\text{C}_2\text{H}_3\text{Cl}$	35.9	0.523*
Chloromethane	CH_3Cl	32.0	0.577*
(Chloromethyl)benzene	$\text{C}_7\text{H}_7\text{Cl}$	81.2	0.706
1-Chloronaphthalene	$\text{C}_{10}\text{H}_7\text{Cl}$	107.6	0.786
1-Chloro-2-nitrobenzene	$\text{C}_6\text{H}_4\text{ClNO}_2$	75.5	0.656
1-Chloro-3-nitrobenzene	$\text{C}_6\text{H}_4\text{ClNO}_2$	77.2	0.658
1-Chloro-4-nitrobenzene	$\text{C}_6\text{H}_4\text{ClNO}_2$	74.7	0.615
1-Chlorooctane	$\text{C}_8\text{H}_{17}\text{Cl}$	114.9	0.675
2-Chlorophenol	$\text{C}_6\text{H}_5\text{ClO}$	77.3	0.760
3-Chlorophenol	$\text{C}_6\text{H}_5\text{ClO}$	77.6	0.752
4-Chlorophenol	$\text{C}_6\text{H}_5\text{ClO}$	77.7	0.765
1-Chloropropane	$\text{C}_3\text{H}_7\text{Cl}$	56.0	0.635
2-Chloropropene	$\text{C}_3\text{H}_5\text{Cl}$	47.8	0.563
3-Chloropropene	$\text{C}_3\text{H}_5\text{Cl}$	47.8	0.586
2-Chlorotoluene	$\text{C}_7\text{H}_7\text{Cl}$	82.4	0.705
3-Chlorotoluene	$\text{C}_7\text{H}_7\text{Cl}$	79.7	0.677
4-Chlorotoluene	$\text{C}_7\text{H}_7\text{Cl}$	80.3	0.679
Chlorotrifluoroethene	C_2ClF_3	49.1	0.649*
Chlorotrifluoromethane	CClF_3	45.3	
Chrysene	$\text{C}_{18}\text{H}_{12}$	148.0	0.826
<i>o</i> -Cresol	$\text{C}_7\text{H}_8\text{O}$	70.8	0.676
<i>m</i> -Cresol	$\text{C}_7\text{H}_8\text{O}$	71.9	0.687
<i>p</i> -Cresol	$\text{C}_7\text{H}_8\text{O}$	71.9	0.677
Cyanamide	CH_2N_2	24.8	0.756
Cyanogen	C_2N_2	21.6	0.396*
Cyanogen chloride	CClN	32.4	0.625
Cyclobutane	C_4H_8	40.0	0.502
Cycloheptane	C_7H_{14}	73.9	0.609
1,4-Cyclohexadiene	C_6H_8	48.7	0.515
Cyclohexane	C_6H_{12}	66.1	0.608
Cyclohexanol	$\text{C}_6\text{H}_{12}\text{O}$	73.4	0.705
Cyclohexanone	$\text{C}_6\text{H}_{10}\text{O}$	62.0	0.599
Cyclohexene	C_6H_{10}	58.0	0.573
Cyclooctane	C_8H_{16}	85.3	0.635
Cyclopentane	C_5H_{10}	59.2	0.629
Cyclopentanol	$\text{C}_5\text{H}_{10}\text{O}$	64.0	0.705
Cyclopentanone	$\text{C}_5\text{H}_8\text{O}$	51.6	0.582
Cyclopropane	C_3H_6	39.2	0.575*
<i>cis</i> -Decahydronaphthalene	$\text{C}_{10}\text{H}_{18}$	107.0	0.694
<i>trans</i> -Decahydronaphthalene	$\text{C}_{10}\text{H}_{18}$	107.6	0.674
Decane	$\text{C}_{10}\text{H}_{22}$	119.5	0.610
1,2-Dibromoethane	$\text{C}_2\text{H}_4\text{Br}_2$	78.8	0.910
Dibromomethane	CH_2Br_2	65.1	0.935
Dibutylamine	$\text{C}_8\text{H}_{19}\text{N}$	103.7	0.615
Dichloroacetyl chloride	$\text{C}_2\text{HCl}_3\text{O}$	69.0	0.717
<i>o</i> -Dichlorobenzene	$\text{C}_6\text{H}_4\text{Cl}_2$	84.4	0.750
<i>m</i> -Dichlorobenzene	$\text{C}_6\text{H}_4\text{Cl}_2$	84.1	0.737
<i>p</i> -Dichlorobenzene	$\text{C}_6\text{H}_4\text{Cl}_2$	81.7	0.693
Dichlorodifluoromethane	CCl_2F_2	52.2	
1,1-Dichloroethane	$\text{C}_2\text{H}_4\text{Cl}_2$	57.4	0.682
1,2-Dichloroethane	$\text{C}_2\text{H}_4\text{Cl}_2$	59.6	0.750
1,1-Dichloroethene	$\text{C}_2\text{H}_2\text{Cl}_2$	49.2	0.616
<i>cis</i> -1,2-Dichloroethene	$\text{C}_2\text{H}_2\text{Cl}_2$	51.0	0.675
<i>trans</i> -1,2-Dichloroethene	$\text{C}_2\text{H}_2\text{Cl}_2$	48.9	0.634
Dichloromethane	CH_2Cl_2	46.6	0.728
1,1-Diethoxyethane	$\text{C}_6\text{H}_{14}\text{O}_2$	81.4	0.569
Diethylamine	$\text{C}_4\text{H}_{11}\text{N}$	56.8	0.548
<i>N,N</i> -Diethylaniline	$\text{C}_{10}\text{H}_{15}\text{N}$	107.9	0.673
Diethyl carbonate	$\text{C}_5\text{H}_{10}\text{O}_3$	75.4	0.619
Diethyl ether	$\text{C}_4\text{H}_{10}\text{O}$	55.1	0.531

Name	Molecular formula	$-\chi_m/10^{-6}$ $\text{cm}^3 \text{mol}^{-1}$	$-\kappa/10^{-6}$
Diethyl malonate	$\text{C}_7\text{H}_{12}\text{O}_4$	91.8	0.605
Diethyl oxalate	$\text{C}_6\text{H}_{10}\text{O}_4$	81.7	0.603
Diethyl phthalate	$\text{C}_{12}\text{H}_{14}\text{O}_4$	127.5	0.707
Diethyl succinate	$\text{C}_8\text{H}_{14}\text{O}_4$	105.0	0.627
Diiodomethane	CH_2I_2	93.1	1.154
Dimethoxymethane	$\text{C}_3\text{H}_8\text{O}_2$	47.3	0.534
<i>N,N</i> -Dimethylaniline	$\text{C}_8\text{H}_{11}\text{N}$	85.1	0.671
2,2-Dimethylbutane	C_6H_{14}	76.2	0.570
2,3-Dimethylbutane	C_6H_{14}	76.2	0.585
2,3-Dimethyl-2-butene	C_6H_{12}	65.9	0.554
Dimethyl ether	$\text{C}_2\text{H}_6\text{O}$	26.3	
2,6-Dimethyl-4-heptanone	$\text{C}_9\text{H}_{18}\text{O}$	104.3	0.591
3,4-Dimethylhexane	C_8H_{18}	99.1	0.620
Dimethyl oxalate	$\text{C}_4\text{H}_6\text{O}_4$	55.7	0.553
2,2-Dimethylpentane	C_7H_{16}	87.0	0.585
2,3-Dimethylpentane	C_7H_{16}	87.5	0.603
2,4-Dimethylpentane	C_7H_{16}	87.5	0.587
3,3-Dimethylpentane	C_7H_{16}	89.5	0.620
2,4-Dimethyl-3-pentanone	$\text{C}_7\text{H}_{14}\text{O}$	81.1	0.576
2,4-Dimethylpyridine	$\text{C}_7\text{H}_9\text{N}$	71.3	0.619
2,6-Dimethylpyridine	$\text{C}_7\text{H}_9\text{N}$	72.5	0.624
Dimethyl sulfide	$\text{C}_2\text{H}_6\text{S}$	44.9	0.613
Dimethyl terephthalate	$\text{C}_{10}\text{H}_{10}\text{O}_4$	101.6	0.562
1,4-Dioxane	$\text{C}_4\text{H}_8\text{O}_2$	52.2	0.612
Diphenylacetylene	$\text{C}_{14}\text{H}_{10}$	116	0.629
Diphenylamine	$\text{C}_{12}\text{H}_{11}\text{N}$	108.4	0.742
1,2-Diphenylethane	$\text{C}_{14}\text{H}_{14}$	127.8	0.686
Diphenylmethane	$\text{C}_{13}\text{H}_{12}$	116.0	0.690
Dipropyl ether	$\text{C}_6\text{H}_{14}\text{O}$	79.4	0.580
Dodecanoic acid	$\text{C}_{12}\text{H}_{24}\text{O}_2$	113.0	0.490
1,2-Epoxybutane	$\text{C}_4\text{H}_8\text{O}$	54.8	0.631
Ethane	C_2H_6	26.8	0.485*
1,2-Ethanediamine	$\text{C}_2\text{H}_8\text{N}_2$	46.5	0.695
1,2-Ethandiol	$\text{C}_2\text{H}_6\text{O}_2$	38.8	0.696
Ethanethiol	$\text{C}_2\text{H}_6\text{S}$	47.0	0.629
Ethanol	$\text{C}_2\text{H}_6\text{O}$	33.6	0.576
Ethoxybenzene	$\text{C}_8\text{H}_{10}\text{O}$	84.5	0.668
Ethyl acetate	$\text{C}_4\text{H}_8\text{O}_2$	54.1	0.553
Ethyl acetoacetate	$\text{C}_6\text{H}_{10}\text{O}_3$	71.7	0.571
<i>N</i> -Ethylaniline	$\text{C}_8\text{H}_{11}\text{N}$	85.6	0.680
Ethylbenzene	C_8H_{10}	77.2	0.627
Ethyl benzoate	$\text{C}_9\text{H}_{10}\text{O}_2$	93.8	0.651
Ethyl carbamate	$\text{C}_5\text{H}_7\text{NO}_2$	57.0	0.631
Ethyl cyanoacetate	$\text{C}_5\text{H}_7\text{NO}_2$	67.3	0.634
Ethylene	C_2H_4	18.8	0.381*
Ethyl formate	$\text{C}_3\text{H}_6\text{O}_2$	43.0	0.534
3-Ethylhexane	C_8H_{18}	97.8	0.611
Ethyl 3-methylbutanoate	$\text{C}_7\text{H}_{14}\text{O}_2$	91.1	0.606
3-Ethylpentane	C_7H_{16}	86.2	0.601
Ethyl propanoate	$\text{C}_5\text{H}_{10}\text{O}_2$	66.3	0.574
Ethyl vinyl ether	$\text{C}_4\text{H}_8\text{O}$	47.9	0.504
Fluorobenzene	$\text{C}_6\text{H}_5\text{F}$	58.4	0.621
Fluoromethane	CH_3F	17.8	0.291*
Formaldehyde	CH_2O	18.6	0.505*
Formamide	CH_3NO	23.0	0.579
Formic acid	CH_2O_2	19.9	0.527
Fumaric acid	$\text{C}_4\text{H}_4\text{O}_4$	49.1	0.692
Furan	$\text{C}_4\text{H}_4\text{O}$	43.1	0.602
Furfural	$\text{C}_5\text{H}_4\text{O}_2$	47.2	0.570
Furfuryl alcohol	$\text{C}_5\text{H}_6\text{O}_2$	61.0	0.702

Name	Molecular formula	$-\chi_m/10^{-6}$ $\text{cm}^3 \text{mol}^{-1}$	$-\kappa/10^{-6}$
D-Glucitol	$\text{C}_6\text{H}_{14}\text{O}_6$	107.8	0.881
Glycerol	$\text{C}_3\text{H}_8\text{O}_3$	57.1	0.782
Glycine	$\text{C}_2\text{H}_5\text{NO}_2$	39.6	0.612
Heptanal	$\text{C}_7\text{H}_{14}\text{O}$	81.0	0.577
Heptane	C_7H_{16}	85.2	0.578
Heptanoic acid	$\text{C}_7\text{H}_{14}\text{O}_2$	86.6	0.607
1-Heptanol	$\text{C}_7\text{H}_{16}\text{O}$	91.7	0.649
4-Heptanol	$\text{C}_7\text{H}_{16}\text{O}$	92.1	0.649
2-Heptanone	$\text{C}_7\text{H}_{14}\text{O}$	80.5	0.572
3-Heptanone	$\text{C}_7\text{H}_{14}\text{O}$	80.7	0.578
4-Heptanone	$\text{C}_7\text{H}_{14}\text{O}$	80.5	0.576
1-Heptene	C_7H_{14}	77.8	0.552
Hexachlorobenzene	C_6Cl_6	147.0	1.055
Hexachloroethane	C_2Cl_6	112.8	0.996
Hexadecane	$\text{C}_{16}\text{H}_{34}$	187.6	0.638
Hexadecanoic acid	$\text{C}_{16}\text{H}_{32}\text{O}_2$	198.6	0.660
1-Hexadecanol	$\text{C}_{16}\text{H}_{34}\text{O}$	183.5	0.620
1,5-Hexadiene	C_6H_{10}	55.1	0.461
Hexamethylbenzene	$\text{C}_{12}\text{H}_{18}$	122.5	0.802
Hexanal	$\text{C}_6\text{H}_{12}\text{O}$	69.4	0.578
Hexane	C_6H_{14}	74.1	0.568
1,6-Hexanediol	$\text{C}_6\text{H}_{14}\text{O}_2$	84.3	0.770
Hexanoic acid	$\text{C}_6\text{H}_{12}\text{O}_2$	78.1	0.619
1-Hexanol	$\text{C}_6\text{H}_{14}\text{O}$	79.2	0.631
2-Hexanone	$\text{C}_6\text{H}_{12}\text{O}$	69.2	0.561
3-Hexanone	$\text{C}_6\text{H}_{12}\text{O}$	69.0	0.559
1-Hexene	C_6H_{12}	66.4	0.527
Hexyl acetate	$\text{C}_8\text{H}_{16}\text{O}_2$	100.9	0.614
1-Hexyne	C_6H_{10}	64.5	0.562
p-Hydroquinone	$\text{C}_6\text{H}_6\text{O}_2$	64.7	0.781
2-Hydroxybenzoic acid	$\text{C}_7\text{H}_6\text{O}_3$	75	0.784
Indene	C_9H_8	83	0.712
1H-Indole	$\text{C}_8\text{H}_7\text{N}$	85.0	0.885
Iodobenzene	$\text{C}_6\text{H}_5\text{I}$	92.0	0.826
1-Iodobutane	$\text{C}_4\text{H}_9\text{I}$	93.6	0.822
Iodoethane	$\text{C}_2\text{H}_5\text{I}$	69.1	0.858
Iodomethane	CH_3I	57.2	0.918
1-Iodopropane	$\text{C}_3\text{H}_7\text{I}$	84.3	0.867
Isobutane	C_4H_{10}	50.5	0.479*
Isobutene	C_4H_8	40.8	0.428*
Isobutyl acetate	$\text{C}_6\text{H}_{12}\text{O}_2$	78.7	0.590
Isobutylamine	$\text{C}_4\text{H}_{11}\text{N}$	59.8	0.592
Isobutylbenzene	$\text{C}_{10}\text{H}_{14}$	101.7	0.646
Isobutyl formate	$\text{C}_5\text{H}_{10}\text{O}_2$	66.8	0.574
Isopentane	C_5H_{12}	64.4	0.553
Isopentyl acetate	$\text{C}_7\text{H}_{14}\text{O}_2$	89.4	0.602
Isopentyl formate	$\text{C}_6\text{H}_{12}\text{O}_2$	78.4	0.592
Isophthalic acid	$\text{C}_8\text{H}_6\text{O}_4$	84.6	0.783
Isopropenylbenzene	C_9H_{10}	80.0	0.616
Isopropyl acetate	$\text{C}_5\text{H}_{10}\text{O}_2$	67.0	0.568
Isopropylbenzene	C_9H_{12}	89.5	0.643
1-Isopropyl-4-methylbenzene	$\text{C}_{10}\text{H}_{14}$	102.8	0.657
Isoquinoline	$\text{C}_9\text{H}_7\text{N}$	83.9	0.709
d-Limonene	$\text{C}_{10}\text{H}_{16}$	98.0	0.605
Maleic acid	$\text{C}_4\text{H}_4\text{O}_4$	49.6	0.679
Maleic anhydride	$\text{C}_4\text{H}_2\text{O}_3$	35.8	0.480
Methane	CH_4	17.4	0.459*
Methanol	CH_4O	21.4	0.529
2-Methoxyaniline	$\text{C}_7\text{H}_9\text{NO}$	79.1	0.702

Name	Molecular formula	$-\chi_m/10^{-6}$ $\text{cm}^3 \text{mol}^{-1}$	$-\kappa/10^{-6}$
Methylamine	CH_5N	27.0	0.570*
2-Methylaniline	$\text{C}_7\text{H}_9\text{N}$	74.9	0.698
3-Methylaniline	$\text{C}_7\text{H}_9\text{N}$	74.6	0.688
4-Methylaniline	$\text{C}_7\text{H}_9\text{N}$	72.5	0.651
N-Methylaniline	$\text{C}_7\text{H}_9\text{N}$	74.1	0.684
Methyl benzoate	$\text{C}_8\text{H}_8\text{O}_2$	81.6	0.650
2-Methyl-1,3-butadiene	C_5H_8	46.0	0.459
3-Methylbutanoic acid	$\text{C}_5\text{H}_{10}\text{O}_2$	67.7	0.617
2-Methyl-2-butene	C_5H_{10}	54.7	0.517
Methylcyclohexane	C_7H_{14}	78.9	0.618
Methylcyclopentane	C_6H_{12}	70.2	0.624
Methyl formate	$\text{C}_2\text{H}_4\text{O}_2$	31.1	0.503
4-Methylheptane	C_8H_{18}	97.3	0.600
Methyl methacrylate	$\text{C}_5\text{H}_8\text{O}_2$	57.3	0.537
1-Methylnaphthalene	$\text{C}_{11}\text{H}_{10}$	102.9	0.738
2-Methylnaphthalene	$\text{C}_{11}\text{H}_{10}$	102.7	0.726
Methyloxirane	$\text{C}_3\text{H}_6\text{O}$	42.5	0.629
2-Methylpentane	C_6H_{14}	75.3	0.568
3-Methylpentane	C_6H_{14}	75.5	0.578
4-Methyl-2-pentanol	$\text{C}_6\text{H}_{14}\text{O}$	80.4	0.635
4-Methyl-2-pentanone	$\text{C}_6\text{H}_{12}\text{O}$	69.7	0.554
Methyl propanoate	$\text{C}_4\text{H}_8\text{O}_2$	54.5	0.566
2-Methylpropanoic acid	$\text{C}_4\text{H}_8\text{O}_2$	56.1	0.616
2-Methyl-1-propanol	$\text{C}_4\text{H}_{10}\text{O}$	57.6	0.623
2-Methyl-2-propanol	$\text{C}_4\text{H}_{10}\text{O}$	56.6	0.602
4-Methylpyridine	$\text{C}_6\text{H}_7\text{N}$	59.8	0.613
Methyl salicylate	$\text{C}_8\text{H}_8\text{O}_3$	86.3	0.670
Morpholine	$\text{C}_4\text{H}_9\text{NO}$	55.0	0.632
Naphthalene	C_{10}H_8	91.6	0.733
1-Naphthol	$\text{C}_{10}\text{H}_8\text{O}$	96.2	0.733
2-Naphthol	$\text{C}_{10}\text{H}_8\text{O}$	96.8	0.859
1-Naphthylamine	$\text{C}_{10}\text{H}_9\text{N}$	92.5	0.661
2-Naphthylamine	$\text{C}_{10}\text{H}_9\text{N}$	98.0	1.123
Neopentane	C_5H_{12}	63.0	0.511*
2-Nitroaniline	$\text{C}_6\text{H}_6\text{N}_2\text{O}_2$	67.4	0.440
3-Nitroaniline	$\text{C}_6\text{H}_6\text{N}_2\text{O}_2$	69.7	0.455
4-Nitroaniline	$\text{C}_6\text{H}_6\text{N}_2\text{O}_2$	68.0	0.701
Nitrobenzene	$\text{C}_6\text{H}_5\text{NO}_2$	61.8	0.604
Nitroethane	$\text{C}_2\text{H}_5\text{NO}_2$	35.4	0.493
Nitromethane	CH_3NO_2	21.0	0.391
2-Nitrophenol	$\text{C}_6\text{H}_5\text{NO}_3$	68.9	0.641
3-Nitrophenol	$\text{C}_6\text{H}_5\text{NO}_3$	65.9	0.606
4-Nitrophenol	$\text{C}_6\text{H}_5\text{NO}_3$	66.9	0.711
1-Nitropropane	$\text{C}_3\text{H}_7\text{NO}_2$	45.0	0.503
2-Nitropropane	$\text{C}_3\text{H}_7\text{NO}_2$	45.4	0.500
2-Nitrotoluene	$\text{C}_7\text{H}_7\text{NO}_2$	72.2	0.611
3-Nitrotoluene	$\text{C}_7\text{H}_7\text{NO}_2$	72.7	0.614
4-Nitrotoluene	$\text{C}_7\text{H}_7\text{NO}_2$	73.3	0.590
Nonane	C_9H_{20}	108.1	0.606
1-Nonene	C_9H_{18}	100.1	0.575
cis-9-Octadecenoic acid	$\text{C}_{18}\text{H}_{34}\text{O}_2$	208.5	0.660
Octane	C_8H_{18}	96.6	0.591
Octanoic acid	$\text{C}_8\text{H}_{16}\text{O}_2$	99.5	0.626
1-Octanol	$\text{C}_8\text{H}_{18}\text{O}$	101.6	0.645
1-Octene	C_8H_{16}	88.8	0.566
Oxirane	$\text{C}_2\text{H}_4\text{O}$	30.5	0.611
Paraldehyde	$\text{C}_6\text{H}_{12}\text{O}_3$	86.1	0.648
Pentachloroethane	C_2HCl_5	99.1	0.823
Pentanal	$\text{C}_5\text{H}_{10}\text{O}$	57.5	0.540
Pentane	C_5H_{12}	63.1	0.548

Name	Molecular formula	$-\chi_m/10^{-6}$ $\text{cm}^3 \text{mol}^{-1}$	$-\kappa/10^{-6}$
1,5-Pentanediol	$\text{C}_5\text{H}_{12}\text{O}_2$	73.5	0.700
2,4-Pentanedione	$\text{C}_5\text{H}_8\text{O}_2$	54.9	0.533
Pentanoic acid	$\text{C}_5\text{H}_{10}\text{O}_2$	66.5	0.608
1-Pentanol	$\text{C}_5\text{H}_{12}\text{O}$	67.0	0.619
2-Pentanol	$\text{C}_5\text{H}_{12}\text{O}$	69.1	0.634
2-Pentanone	$\text{C}_5\text{H}_{10}\text{O}$	57.5	0.540
3-Pentanone	$\text{C}_5\text{H}_{10}\text{O}$	57.7	0.542
1-Pentene	C_5H_{10}	54.6	0.499
Pentyl acetate	$\text{C}_7\text{H}_{14}\text{O}_2$	88.9	0.598
Pentylamine	$\text{C}_5\text{H}_{13}\text{N}$	69.3	0.600
Perylene	$\text{C}_{20}\text{H}_{12}$	167.5	0.896
Phenanthrene	$\text{C}_{14}\text{H}_{10}$	127.6	0.702
Phenol	$\text{C}_6\text{H}_6\text{O}$	60.6	0.679
Phthalic acid	$\text{C}_8\text{H}_6\text{O}_4$	83.6	1.097
Phthalic anhydride	$\text{C}_8\text{H}_4\text{O}_3$	66.7	0.688
α -Pinene	$\text{C}_{10}\text{H}_{16}$	100.7	0.631
β -Pinene	$\text{C}_{10}\text{H}_{16}$	101.9	0.643
Piperidine	$\text{C}_5\text{H}_{11}\text{N}$	64.2	0.649
Propanal	$\text{C}_3\text{H}_6\text{O}$	34.2	0.510
Propane	C_3H_8	38.6	0.432*
1,3-Propanediol	$\text{C}_3\text{H}_8\text{O}_2$	50.2	0.695
Propanenitrile	$\text{C}_3\text{H}_5\text{N}$	38.6	0.548
Propanoic acid	$\text{C}_3\text{H}_6\text{O}_2$	43.5	0.580
1-Propanol	$\text{C}_3\text{H}_8\text{O}$	45.2	0.601
2-Propanol	$\text{C}_3\text{H}_8\text{O}$	45.7	0.594
Propene	C_3H_6	30.7	0.368*
Propyl acetate	$\text{C}_5\text{H}_{10}\text{O}_2$	65.9	0.569
Propylbenzene	C_9H_{12}	89.1	0.637
Propyl formate	$\text{C}_4\text{H}_8\text{O}_2$	55.0	0.566
Propyl propanoate	$\text{C}_6\text{H}_{12}\text{O}_2$	77.7	0.586
Pyrazine	$\text{C}_4\text{H}_4\text{N}_2$	37.8	0.487
Pyrene	$\text{C}_{16}\text{H}_{10}$	147	0.924
Pyridine	$\text{C}_5\text{H}_5\text{N}$	48.7	0.605
Pyrimidine	$\text{C}_4\text{H}_4\text{N}_2$	43.1	0.581
Pyrocatechol	$\text{C}_6\text{H}_6\text{O}_2$	68.2	0.832
Pyrrole	$\text{C}_4\text{H}_5\text{N}$	48.6	0.703
Pyrrolidine	$\text{C}_4\text{H}_9\text{N}$	54.8	0.662
Quinoline	$\text{C}_9\text{H}_7\text{N}$	86.1	0.732
Resorcinol	$\text{C}_6\text{H}_6\text{O}_2$	67.2	0.780
Safrole	$\text{C}_{10}\text{H}_{10}\text{O}_2$	97.5	0.661
Salicylaldehyde	$\text{C}_7\text{H}_6\text{O}_2$	66.8	0.639
Stearic acid	$\text{C}_{18}\text{H}_{36}\text{O}_2$	220.8	0.730
Styrene	C_8H_8	68.2	0.590
Succinic acid	$\text{C}_4\text{H}_6\text{O}_4$	58.0	0.772

Name	Molecular formula	$-\chi_m/10^{-6}$ $\text{cm}^3 \text{mol}^{-1}$	$-\kappa/10^{-6}$
Succinic anhydride	$\text{C}_4\text{H}_4\text{O}_3$	47.5	0.570
Terephthalic acid	$\text{C}_8\text{H}_6\text{O}_4$	83.5	0.763
<i>o</i> -Terphenyl	$\text{C}_{18}\text{H}_{14}$	150.4	0.731
<i>m</i> -Terphenyl	$\text{C}_{18}\text{H}_{14}$	155.5	0.810
<i>p</i> -Terphenyl	$\text{C}_{18}\text{H}_{14}$	156.0	0.813
1,1,2,2-Tetrabromoethane	$\text{C}_2\text{H}_2\text{Br}_4$	123.4	1.059
Tetrabromomethane	CBr_4	93.7	0.837
1,1,2,2-Tetrachloroethane	$\text{C}_2\text{H}_2\text{Cl}_4$	89.8	0.853
Tetrachloroethene	C_2Cl_4	81.6	0.799
Tetrachloromethane	CCl_4	66.6	0.690
Tetradecane	$\text{C}_{14}\text{H}_{30}$	166.2	0.636
Tetradecanoic acid	$\text{C}_{14}\text{H}_{28}\text{O}_2$	176.0	0.664
Tetrahydrofurfuryl alcohol	$\text{C}_5\text{H}_{10}\text{O}_2$	69.4	0.715
Tetraiodomethane	CI_4	136	1.107
1,2,4,5-Tetramethylbenzene	$\text{C}_{10}\text{H}_{14}$	101.2	0.632
Tetranitromethane	CN_4O_8	43.0	0.359
Thiophene	$\text{C}_4\text{H}_4\text{S}$	57.3	0.725
Toluene	C_7H_8	66.1	0.619
<i>o</i> -Toluic acid	$\text{C}_8\text{H}_8\text{O}_2$	84.3	0.658
<i>m</i> -Toluic acid	$\text{C}_8\text{H}_8\text{O}_2$	83.0	0.643
<i>p</i> -Toluic acid	$\text{C}_8\text{H}_8\text{O}_2$	82.4	
Tribromomethane	CHBr_3	82.6	0.941
Trichloroacetaldehyde	$\text{C}_2\text{HCl}_3\text{O}$	73.0	0.749
Trichloroacetic acid	$\text{C}_2\text{HCl}_3\text{O}_2$	73.0	0.720
Trichloroethene	C_2HCl_3	65.8	0.733
Trichlorofluoromethane	CCl_3F	58.7	0.636
Trichloromethane	CHCl_3	59.3	0.735
Trichloronitromethane	CCl_3NO_2	75.3	0.759
Tridecane	$\text{C}_{13}\text{H}_{28}$	153.7	0.631
Triethylamine	$\text{C}_6\text{H}_{15}\text{N}$	83.3	0.599
Trifluoroacetic acid	$\text{C}_2\text{HF}_3\text{O}_2$	43.3	0.583
Triiodomethane	CHI_3	117.1	1.192
1,3,5-Trimethylbenzene	C_9H_{12}	92.3	0.662
2,2,4-Trimethylpentane	C_8H_{18}	98.3	0.592
2,3,4-Trimethylpentane	C_8H_{18}	99.8	0.628
2,4,6-Trimethylpyridine	$\text{C}_8\text{H}_{11}\text{N}$	83.1	0.629
Undecane	$\text{C}_{11}\text{H}_{24}$	131.8	0.624
Urea	$\text{CH}_4\text{N}_2\text{O}$	33.5	0.738
Vinyl acetate	$\text{C}_4\text{H}_6\text{O}_2$	46.4	0.499
Vinyl formate	$\text{C}_3\text{H}_4\text{O}_2$	34.7	0.465
<i>o</i> -Xylene	C_8H_{10}	77.8	0.642
<i>m</i> -Xylene	C_8H_{10}	76.6	0.620
<i>p</i> -Xylene	C_8H_{10}	76.8	0.620

Section 4

Properties of the Elements and Inorganic Compounds

The Elements	4-1
Physical Constants of Inorganic Compounds	4-43
Formula Index of Inorganic Compounds	4-102
Physical Properties of the Rare Earth Metals	4-115
Melting, Boiling, Triple, and Critical Points of the Elements	4-121
Heat Capacity of the Elements at 25 °C.	4-124
Vapor Pressure of the Metallic Elements — Equations	4-125
Vapor Pressure of the Metallic Elements — Data	4-127
Density of Molten Elements and Representative Salts	4-128
Magnetic Susceptibility of the Elements and Inorganic Compounds	4-131
Index of Refraction of Inorganic Liquids.	4-137
Physical and Optical Properties of Minerals	4-138
Crystallographic Data on Minerals	4-145

This page intentionally left blank

THE ELEMENTS

C. R. Hammond

One of the most striking facts about the elements is their unequal distribution and occurrence in nature. Present knowledge of the chemical composition of the universe, obtained from the study of the spectra of stars and nebulae, indicates that hydrogen is by far the most abundant element and may account for more than 90% of the atoms or about 75% of the mass of the universe. Helium atoms make up most of the remainder. All of the other elements together contribute only slightly to the total mass.

The chemical composition of the universe is undergoing continuous change. Hydrogen is being converted into helium, and helium is being changed into heavier elements. As time goes on, the ratio of heavier elements increases relative to hydrogen. Presumably, the process is not reversible.

Burbidge, Burbidge, Fowler, and Hoyle, and more recently, Peebles, Penzias, and others have studied the synthesis of elements in stars. To explain all of the features of the nuclear abundance curve — obtained by studies of the composition of the Earth, meteorites, stars, etc. — it is necessary to postulate that the elements were originally formed by at least eight different processes: (1) hydrogen burning, (2) helium burning, (3) χ process, (4) e process, (5) s process, (6) r process, (7) p process, and (8) the X process. The X process is thought to account for the existence of light nuclei such as D, Li, Be, and B. Common metals such as Fe, Cr, Ni, Cu, Ti, Zn, etc. were likely produced early in the history of our galaxy. It is also probable that most of the heavy elements on Earth and elsewhere in the universe were originally formed in supernovae, or in the hot interior of stars.

Studies of the solar spectrum have led to the identification of 67 elements in the sun's atmosphere; however, all elements cannot be identified with the same degree of certainty. Other elements may be present in the sun, although they have not yet been detected spectroscopically. The element helium was discovered on the sun before it was found on Earth. Some elements such as scandium are relatively more plentiful in the sun and stars than here on Earth.

Minerals in lunar rocks brought back from the moon on the Apollo missions consist predominantly of *plagioclase* $\{(Ca,Na)(Al,Si)O_4O_8\}$ and *pyroxene* $\{(Ca,Mg,Fe)_2Si_2O_6\}$ — two minerals common in terrestrial volcanic rock. No new elements have been found on the moon that cannot be accounted for on Earth; however, three minerals, *armalcolite* $\{(Fe,Mg)Ti_2O_5\}$, *pyroxferroite* $\{CaFe_6(SiO_3)_7\}$, and *trankillityite* $\{Fe_8(Zr,Y)Ti_3Si_3O_{21}\}$, are new. The oldest known terrestrial rocks are about 4 billion years old. One rock, known as the "Genesis Rock," brought back from the Apollo 15 Mission, is about 4.15 billion years old. This is only about one-half billion years younger than the supposed age of the moon and solar system. Lunar rocks appear to be relatively enriched in refractory elements such as chromium, titanium, zirconium, and the rare earths, and impoverished in volatile elements such as the alkali metals, in chlorine, and in noble metals such as nickel, platinum, and gold.

Even older than the "Genesis Rock" are *carbonaceous chondrites*, a type of meteorite that has fallen to Earth and has been studied. These are some of the most primitive objects of the solar system yet found. The grains making up these objects probably condensed directly out of the gaseous nebula from which the sun and planets were born. Most of the condensation of the grains probably was completed within 50,000 years of the time the disk of the nebula was first formed — about 4.6 billion years ago. It is now thought that this type of meteorite may contain a small percentage

of presolar dust grains. The relative abundances of the elements of these meteorites are about the same as the abundances found in the solar chromosphere.

The X-ray fluorescent spectrometer sent with the Viking I spacecraft to Mars shows that the Martian soil contains about 12 to 16% iron, 14 to 15% silicon, 3 to 8% calcium, 2 to 7% aluminum, and one-half to 2% titanium. The gas chromatograph — mass spectrometer on Viking II found no trace of organic compounds.

F. W. Clarke and others have carefully studied the composition of rocks making up the crust of the Earth. Oxygen accounts for about 47% of the crust, by weight, while silicon comprises about 28% and aluminum about 8%. These elements, plus iron, calcium, sodium, potassium, and magnesium, account for about 99% of the composition of the crust.

Many elements such as tin, copper, zinc, lead, mercury, silver, platinum, antimony, arsenic, and gold, which are so essential to our needs and civilization, are among some of the rarest elements in the Earth's crust. These are made available to us only by the processes of concentration in ore bodies. Some of the so-called *rare-earth* elements have been found to be much more plentiful than originally thought and are about as abundant as uranium, mercury, lead, or bismuth. The least abundant rare-earth or *lanthanide* element, thulium, is now believed to be more plentiful on Earth than silver, cadmium, gold, or iodine, for example. Rubidium, the 16th most abundant element, is more plentiful than chlorine while its compounds are little known in chemistry and commerce.

It is now thought that at least 24 elements are essential to living matter. The four most abundant in the human body are hydrogen, oxygen, carbon, and nitrogen. The seven next most common, in order of abundance, are calcium, phosphorus, chlorine, potassium, sulfur, sodium, and magnesium. Iron, copper, zinc, silicon, iodine, cobalt, manganese, molybdenum, fluorine, tin, chromium, selenium, and vanadium are needed and play a role in living matter. Boron is also thought essential for some plants, and it is possible that aluminum, nickel, and germanium may turn out to be necessary.

Ninety-one elements occur naturally on Earth. Minute traces of plutonium-244 have been discovered in rocks mined in southern California. This discovery supports the theory that heavy elements were produced during creation of the solar system. While technetium and promethium have not yet been found naturally on Earth, they have been found to be present in stars. Technetium has been identified in the spectra of certain "late" type stars, and promethium lines have been identified in the spectra of a faintly visible star HR465 in Andromeda. Promethium must have been made near the star's surface for no known isotope of this element has a half-life longer than 17.7 years.

It has been suggested that californium is present in certain stellar explosions known as supernovae; however, this has not been proved. At present no elements are found elsewhere in the universe that cannot be accounted for here on Earth.

All atomic mass numbers from 1 to 238 are found naturally on Earth except for masses 5 and 8. About 285 relatively stable and 67 naturally radioactive isotopes occur on Earth totaling 352. In addition, the neutron, technetium, promethium, and the transuranic elements (lying beyond uranium) have now been produced artificially. In June 1999, scientists at the Lawrence Berkeley National Laboratory reported that they had found evidence of an isotope of Element 118 and its immediate decay

products of Elements 116, 114, and 112. This sequence of events tended to reinforce the theory that was predicted since the 1970s that an “island of stability” existed for nuclei with approximately 114 protons and 184 neutrons. This “island” refers to nuclei in which the decay lasts for a period of time instead of a decay that occurs instantaneously. However, on July 27, 2001, researchers at LBNL reported that their laboratory and the facilities at the GSI Laboratory in Germany and at Japanese laboratories failed to confirm the results of their earlier experiments where the fusion of a krypton atom with a lead target resulted in Element 118, with chains of decay leading to Elements 116, 114, and 112, and on down to Element 106. Therefore, the discovery was reported to be spurious. However, with the announcement it was said that different experiments at the Livermore Laboratory and Joint Institute for Nuclear Research in Dubna, Russia indicated that Element 116 had since been created directly. (See also under Elements 116 and 118.)

Laboratory processes have now extended the radioactive element mass numbers beyond 238 to about 280. Each element from atomic numbers 1 to 110 is known to have at least one radioactive isotope. As of December 2001, about 3286 isotopes and isomers were thought to be known and recognized. Many stable and radioactive isotopes are now produced and distributed by the Oak Ridge National Laboratory, Oak Ridge, TN, U.S.A., to customers licensed by the U.S. Department of Energy.

The nucleus of an atom is characterized by the number of protons it contains, denoted by Z , and by the number of neutrons, N . Isotopes of an element have the same value of Z , but different values of N . The *mass number* A , is the sum of Z and N . For example, Uranium-238 has a mass number of 238, and contains 92 protons and 146 neutrons.

There is evidence that the definition of chemical elements must be broadened to include the electron. Several compounds known as *electrides* have recently been made of alkaline metal elements and electrons. A relatively stable combination of a positron and electron, known as *positronium*, has also been studied.

The well-known proton, neutron, and electron are now thought to be members of a group that includes other fundamental particles that have been discovered or hypothesized by physicists. These very elemental particles, of which all matter is made, are now thought to belong to one of two families: namely, **quarks** or **leptons**. Each of these two families consists of six particles. Also, there are four different force carriers that lead to interactions between particles. The six members or “flavors” of the quark family are called **up**, **charm**, **top**, **down**, **strange**, and **bottom**. The force carriers for the quarks are the **gluon** and the **photon**. The six members of the lepton family are the **e neutrino**, the **mu neutrino**, the **tau neutrino**, the **electron**, the **muon particle**, and the **tau particle**. The force carriers for these are the **w boson** and the **z boson**. Furthermore, it appears that each of these particles has an anti-particle that has an opposite electrical charge from the above particles.

Quarks are not found individually, but are found with other quarks arranged to form composites known as **hadrons**. There are two basic types of hadrons: **baryons**, composed of three quarks, and **mesons**, composed of a quark and an anti-quark. Examples of baryons are the neutron and the proton. Neutrons are made of two down quarks and one up quark. Protons are made of two up quarks and one down quark. An example of the meson is the **pion**. This particle is made of an up quark and a down anti-quark. Such particles are unstable and tend to decay rapidly. The anti-particle of the proton is the anti-proton. The exception to the rule is the electron, whose anti-particle is the **positron**.

In recent years a search has been made for a hypothetical particle known as the **Higgs particle** or **Higgs boson**, suggested in 1966 by Peter Higgs of the University of Edinburgh, which could possibly explain why the carriers of the “electro-weak” field (w and z bosons) have mass. The Higgs particle is thought to be responsible possibly for the mass of objects throughout the universe.

Many physicists now hold that all matter and energy in the universe are controlled by four fundamental forces: the **electromagnetic force**, **gravity**, a **weak nuclear force**, and a **strong nuclear force**. The **gluon** binds quarks together by carrying the strong nuclear force. Each of these natural forces is passed back and forth among the basic particles of matter by the force carriers mentioned above. The electromagnetic force is carried by the photon, the weak nuclear force by the **intermediate vector boson**, and the gravity by the **graviton**.

For more complete information on these fundamental particles, please consult recent articles and books on nuclear or particle physics.

The available evidence leads to the conclusion that elements 89 (actinium) through 103 (lawrencium) are chemically similar to the rare-earth or lanthanide elements (elements 57 to 71, inclusive). These elements therefore have been named *actinides* after the first member of this series. Those elements beyond uranium that have been produced artificially have the following names and symbols: neptunium, 93 (Np); plutonium, 94 (Pu); americium, 95 (Am); curium, 96 (Cm); berkelium, 97 (Bk); californium, 98 (Cf); einsteinium, 99 (Es); fermium, 100 (Fm); mendelevium, 101 (Md); nobelium, 102 (No); lawrencium, 103 (Lr); rutherfordium, 104 (Rf); dubnium, 105 (Db); seaborgium, 106 (Sg); bohrium, 107 (Bh); hassium, 108 (Hs); meitnerium, 109 (Mt); darmstadtium, 110 (Ds); and roentgenium, 111 (Rg). As of 2005, evidence has been reported for elements 112, 113, 114, 115, 116, and 118, but these elements have not been officially recognized or named. IUPAC recommends that until the existence of a new element is proven to their satisfaction, the elements are to have names and symbols derived according to these precise and simple rules: The name is based on the digits in the element’s atomic number. Each digit is replaced with these expressions, with the end using the usual –ium suffix as follows: **0 nil, 1 un, 2 bi, 3 tri, 4 quad, 5 pent, 6 hex, 7 sept, 8 oct, 9 enn**. Double letter i’s are not used, as for example Ununbium, but would be Ununbium. The symbol used would be the first letter of the three main syllables. For example, Element 126 would be Unbihexium, with the symbol Ubh. (See J. Chatt, *Pure Appl. Chem.* 51, 381, 1979; W. H. Koppenol, *Pure Appl. Chem.* 74, 787, 2002.)

There are many claims in the literature of the existence of various allotropic modifications of the elements, some of which are based on doubtful or incomplete evidence. Also, the physical properties of an element may change drastically by the presence of small amounts of impurities. With new methods of purification, which are now able to produce elements with 99.9999% purity, it has been necessary to restudy the properties of the elements. For example, the melting point of thorium changes by several hundred degrees by the presence of a small percentage of ThO_2 as an impurity. Ordinary commercial tungsten is brittle and can be worked only with difficulty. Pure tungsten, however, can be cut with a hacksaw, forged, spun, drawn, or extruded. In general, the value of a physical property given here applies to the pure element, when it is known.

Many of the chemical elements and their compounds are toxic and should be handled with due respect and care. In recent years there has been greatly increased knowledge and awareness of the health hazards associated with chemicals, radioactive materials,

and other agents. Anyone working with the elements and certain of their compounds should become thoroughly familiar with the proper safeguards to be taken. Information on specific hazards and recommended exposure limits may also be found in Section 16. Reference should also be made to publications such as the following:

1. *Code of Federal Regulations, Title 29, Labor*. With additions found in issues of the *Federal Register*.
2. *Code of Federal Regulations, Title 10, Energy*. With additions found in issues of the *Federal Register*. (Published by the U.S. Government Printing Office. Supt. of Documents.)
3. *Occupational Safety and Health Reporter* (latest edition with amendments and corrections), Bureau of National Affairs, Washington, D.C.
4. *Atomic Energy Law Reporter*, Commerce Clearing House, Chicago, IL.
5. *Nuclear Regulation Reporter*, Commerce Clearing House, Chicago, IL.
6. *TLVs® Threshold Limit Values for Chemical Substances and Physical Agents* is issued annually by the American Conference of Governmental Industrial Hygienists, Cincinnati, Ohio.
7. *The Sigma Aldrich Library of Regulatory and Safety Data*. Vol. 3, Robert E. Lenga and Kristine L. Volonpal, Sigma Chemical Co. and Aldrich Chemical Co., Inc. 1993.
8. *Hazardous Chemicals Desk Reference*, 4th ed., Richard J. Lewis, Sr., John Wiley & Sons, New York, 1997.
9. *Sittig's Handbook of Toxic and Hazardous Chemicals and Carcinogens*, 3rd ed., Noyes Publications, 2001/2.
10. *Sax's Dangerous Properties of Industrial Materials*, Richard J. Lewis and N. Irving Sax, John Wiley & Sons, New York, 1999.
11. *World Wide Limits for Toxic and Hazardous Chemicals in Air, Water, and Soil*, Marshall Sittig, Noyes Publishers.

The prices of elements as indicated in this article are intended to be only a rough guide. Prices may vary, over time, widely with supplier, quantity, and purity.

The density of gases is given in grams per liter at 0 °C and a pressure of 1 atm.

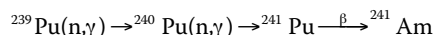
Actinium — (Gr. *aktis*, *aktinos*, beam or ray), Ac; at. wt. (227); at. no. 89; m.p. 1050 °C, b.p. 3198 °C; sp. gr. 10.07 (calc.). Discovered by Andre Debierne in 1899 and independently by F. Giesel in 1902. Occurs naturally in association with uranium minerals. Thirty-four isotopes and isomers are now recognized. All are radioactive. Actinium-227, a decay product of uranium-235, is an alpha and beta emitter with a 21.77-year half-life. Its principal decay products are thorium-227 (18.72-day half-life), radium-223 (11.4-day half-life), and a number of short-lived products including radon, bismuth, polonium, and lead isotopes. In equilibrium with its decay products, it is a powerful source of alpha rays. Actinium metal has been prepared by the reduction of actinium fluoride with lithium vapor at about 1100 to 1300 °C. The chemical behavior of actinium is similar to that of the rare earths, particularly lanthanum. Purified actinium comes into equilibrium with its decay products at the end of 185 days, and then decays according to its 21.77-year half-life. It is about 150 times as active as radium, making it of value in the production of neutrons. Actinium-225, with a purity of 99%, is available from the Oak

Ridge National Laboratory to holders of a permit for about \$500/millicurie, plus packing charges.

Aluminum — (L. *alumen*, *alum*), Al; at. wt. 26.9815386(8); at. no. 13; m.p. 660.32 °C; b.p. 2519 °C; sp. gr. 2.6989 (20 °C); valence 3. The ancient Greeks and Romans used *alum* in medicine as an astringent, and as a mordant in dyeing. In 1761 de Morveau proposed the name *alumine* for the base in alum, and Lavoisier, in 1787, thought this to be the oxide of a still undiscovered metal. Wohler is generally credited with having isolated the metal in 1827, although an impure form was prepared by Oersted two years earlier. In 1807, Davy proposed the name *aluminium* for the metal, undiscovered at that time, and later agreed to change it to *aluminum*. Shortly thereafter, the name *aluminium* was adopted to conform with the “ium” ending of most elements, and this spelling is now in use elsewhere in the world. *Aluminium* was also the accepted spelling in the U.S. until 1925, at which time the American Chemical Society officially decided to use the name *aluminum* thereafter in their publications. The method of obtaining aluminum metal by the electrolysis of alumina dissolved in *cryolite* was discovered in 1886 by Hall in the U.S. and at about the same time by Heroult in France. *Cryolite*, a natural ore found in Greenland, is no longer widely used in commercial production, but has been replaced by an artificial mixture of sodium, aluminum, and calcium fluorides. *Bauxite*, an impure hydrated oxide ore, is found in large deposits in Jamaica, Australia, Suriname, Guyana, Russia, Arkansas, and elsewhere. The Bayer process is most commonly used today to refine bauxite so it can be accommodated in the Hall–Heroult refining process used to make most aluminum. Aluminum can now be produced from clay, but the process is not economically feasible at present. Aluminum is the most abundant metal to be found in the Earth's crust (8.1%), but is never found free in nature. In addition to the minerals mentioned above, it is found in feldspars, granite, and in many other common minerals. Twenty-two isotopes and isomers are known. Natural aluminum is made of one isotope, ²⁷Al. Pure aluminum, a silvery-white metal, possesses many desirable characteristics. It is light, nontoxic, has a pleasing appearance, can easily be formed, machined, or cast, has a high thermal conductivity, and has excellent corrosion resistance. It is nonmagnetic and nonsparking, stands second among metals in the scale of malleability, and sixth in ductility. It is extensively used for kitchen utensils, outside building decoration, and in thousands of industrial applications where a strong, light, easily constructed material is needed. Although its electrical conductivity is only about 60% that of copper, it is used in electrical transmission lines because of its light weight. Pure aluminum is soft and lacks strength, but it can be alloyed with small amounts of copper, magnesium, silicon, manganese, and other elements to impart a variety of useful properties. These alloys are of vital importance in the construction of modern aircraft and rockets. Aluminum, evaporated in a vacuum, forms a highly reflective coating for both visible light and radiant heat. These coatings soon form a thin layer of the protective oxide and do not deteriorate as do silver coatings. They have found application in coatings for telescope mirrors, in making decorative paper, packages, toys, and in many other uses. The compounds of greatest importance are aluminum oxide, the sulfate, and the soluble sulfate with potassium (alum). The oxide, alumina, occurs naturally as ruby, sapphire, corundum, and emery, and is used in glassmaking and refractories. Synthetic ruby and sapphire have found application in the construction of lasers

for producing coherent light. In 1852, the price of aluminum was about \$1200/kg, and just before Hall's discovery in 1886, about \$25/kg. The price rapidly dropped to 60¢ and has been as low as 33¢/kg. The price in December 2001 was about 64¢/lb or \$1.40/kg.

Americium — (the Americas), Am; at. wt. 243; at. no. 95; m.p. 1176 °C; b.p. 2011 °C; sp. gr. 12; valence 2, 3, 4, 5, or 6. Americium was the fourth transuranium element to be discovered; the isotope ^{241}Am was identified by Seaborg, James, Morgan, and Ghiorso late in 1944 at the wartime Metallurgical Laboratory of the University of Chicago as the result of successive neutron capture reactions by plutonium isotopes in a nuclear reactor:



Since the isotope ^{241}Am can be prepared in relatively pure form by extraction as a decay product over a period of years from strongly neutron-bombarded plutonium, ^{241}Pu , this isotope is used for much of the chemical investigation of this element. Better suited is the isotope ^{243}Am due to its longer half-life (7.37×10^3 years as compared to 432.2 years for ^{241}Am). A mixture of the isotopes ^{241}Am , ^{242}Am , and ^{243}Am can be prepared by intense neutron irradiation of ^{241}Am according to the reactions $^{241}\text{Am}(n,\gamma) \rightarrow ^{242}\text{Am}(n,\gamma) \rightarrow ^{243}\text{Am}$. Nearly isotopically pure, ^{243}Am can be prepared by a sequence of neutron bombardments and chemical separations as follows: neutron bombardment of ^{241}Am yields ^{242}Pu by the reactions $^{241}\text{Am}(n,\gamma) \rightarrow ^{242}\text{Am} \rightarrow ^{242}\text{Pu}$, after chemical separation the ^{242}Pu can be transformed to ^{243}Am via the reactions $^{242}\text{Pu}(n,\gamma) \rightarrow ^{243}\text{Pu} \rightarrow ^{243}\text{Am}$, and the ^{243}Am can be chemically separated. Fairly pure ^{242}Pu can be prepared more simply by very intense neutron irradiation of ^{239}Pu as the result of successive neutron-capture reactions. Seventeen radioactive isotopes and isomers are now recognized. Americium metal has been prepared by reducing the trifluoride with barium vapor at 1000 to 1200 °C or the dioxide by lanthanum metal. The luster of freshly prepared americium metal is white and more silvery than plutonium or neptunium prepared in the same manner. It appears to be more malleable than uranium or neptunium and tarnishes slowly in dry air at room temperature. Americium is thought to exist in two forms: an alpha form which has a double hexagonal close-packed structure and a loose-packed cubic beta form. Americium must be handled with great care to avoid personal contamination. As little as 0.03 µCi of ^{241}Am is the maximum permissible total body burden. The alpha activity from ^{241}Am is about three times that of radium. When gram quantities of ^{241}Am are handled, the intense gamma activity makes exposure a serious problem. Americium dioxide, AmO_2 , is the most important oxide. AmF_3 , AmF_4 , AmCl_3 , AmBr_3 , AmI_3 , and other compounds have been prepared. The isotope ^{241}Am has been used as a portable source for gamma radiography. It has also been used as a radioactive glass thickness gage for the flat glass industry, and as a source of ionization for smoke detectors. Americium-243 (99%) is available from the Oak Ridge National Laboratory at a cost of about \$750/g plus packing charges.

Antimony — (Gr. *anti* plus *monos* - a metal not found alone), Sb; at. wt. 121.760(1); at. no. 51; m.p. 630.63 °C; b.p. 1587 °C; sp. gr. 6.68 (20 °C); valence 0, -3, +3, or +5. Antimony was recognized in compounds by the ancients and was known as a metal at the beginning of the 17th century and possibly much earlier.

It is not abundant, but is found in over 100 mineral species. It is sometimes found native, but more frequently as the sulfide, *stibnite* (Sb_2S_3); it is also found as antimonides of the heavy metals, and as oxides. It is extracted from the sulfide by roasting to the oxide, which is reduced by salt and scrap iron; from its oxides it is also prepared by reduction with carbon. Two allotropic forms of antimony exist: the normal stable, metallic form, and the amorphous gray form. The so-called explosive antimony is an ill-defined material always containing an appreciable amount of halogen; therefore, it no longer warrants consideration as a separate allotrope. The yellow form, obtained by oxidation of *stibine*, SbH_3 , is probably impure, and is not a distinct form. Natural antimony is made of two stable isotopes, ^{121}Sb and ^{123}Sb . Forty-five other radioactive isotopes and isomers are now recognized. Metallic antimony is an extremely brittle metal of a flaky, crystalline texture. It is bluish white and has a metallic luster. It is not acted on by air at room temperature, but burns brilliantly when heated with the formation of white fumes of Sb_2O_3 . It is a poor conductor of heat and electricity, and has a hardness of 3 to 3.5. Antimony, available commercially with a purity of 99.999 + %, is finding use in semiconductor technology for making infrared detectors, diodes, and Hall-effect devices. Commercial-grade antimony is widely used in alloys with percentages ranging from 1 to 20. It greatly increases the hardness and mechanical strength of lead. Batteries, antifriction alloys, type metal, small arms and tracer bullets, cable sheathing, and minor products use about half the metal produced. Compounds taking up the other half are oxides, sulfides, sodium antimonate, and antimony trichloride. These are used in manufacturing flame-proofing compounds, paints, ceramic enamels, glass, and pottery. Tartar emetic (hydrated potassium antimonyl tartrate) has been used in medicine. Antimony and many of its compounds are toxic. Antimony costs about \$1.30/kg for the commercial metal or about \$12/g (99.999%).

Argon — (Gr. *argos*, inactive), Ar; at. wt. 39.948(1); at. no. 18; m.p. -189.36 °C; b.p. -185.85 °C; t_c -122.28 °C; density 1.7837 g/L. Its presence in air was suspected by Cavendish in 1785, discovered by Lord Rayleigh and Sir William Ramsay in 1894. The gas is prepared by fractionation of liquid air, the atmosphere containing 0.94% argon. The atmosphere of Mars contains 1.6% of ^{40}Ar and 5 p.p.m. of ^{36}Ar . Argon is two and one half times as soluble in water as nitrogen, having about the same solubility as oxygen. It is recognized by the characteristic lines in the red end of the spectrum. It is used in electric light bulbs and in fluorescent tubes at a pressure of about 400 Pa, and in filling photo tubes, glow tubes, etc. Argon is also used as an inert gas shield for arc welding and cutting, as a blanket for the production of titanium and other reactive elements, and as a protective atmosphere for growing silicon and germanium crystals. Argon is colorless and odorless, both as a gas and liquid. It is available in high-purity form. Commercial argon is available at a cost of about 3¢ per cubic foot. Argon is considered to be a very inert gas and is not known to form true chemical compounds, as do krypton, xenon, and radon. However, it does form a hydrate having a dissociation pressure of 105 atm at 0 °C. Ion molecules such as $(\text{ArKr})^+$, $(\text{ArXe})^+$, $(\text{NeAr})^+$ have been observed spectroscopically. Argon also forms a clathrate with β -hydroquinone. This clathrate is stable and can be stored for a considerable time, but a true chemical bond does not exist. Van der Waals' forces act to hold the argon. In August 2000, researchers at the University of Helsinki, Finland reported they made a new argon compound HArF .

by shining UV light on frozen argon that contained a small amount of HF. Naturally occurring argon is a mixture of three isotopes. Seventeen other radioactive isotopes are now known to exist. Commercial argon is priced at about \$70/300 cu. ft. or 8.5 cu. meters.

Arsenic — (L. *arsenicum*, Gr. *arsenikon*, yellow orpiment, identified with *arsenikos*, male, from the belief that metals were different sexes; Arabic, *Az-zernikh*, the orpiment from Persian *zerni-zar*, gold), As; at. wt. 74.92160(2); at. no. 33; valence -3, 0, +3 or +5. Elemental arsenic occurs in two solid modifications: yellow, and gray or metallic, with specific gravities of 1.97, and 5.75, respectively. Gray arsenic, the ordinary stable form, has a triple point of 817 °C and sublimates at 616 °C and has a critical temperature of 1400 °C. Several other allotropic forms of arsenic are reported in the literature. It is believed that Albertus Magnus obtained the element in 1250 A.D. In 1649 Schroeder published two methods of preparing the element. It is found native, in the sulfides *realgar* and *orpiment*, as arsenides and sulfarsenides of heavy metals, as the oxide, and as arsenates. *Mispickel*, arsenopyrite, (FeSAs) is the most common mineral, from which on heating the arsenic sublimates leaving ferrous sulfide. The element is a steel gray, very brittle, crystalline, semimetallic solid; it tarnishes in air, and when heated is rapidly oxidized to arsenous oxide (As₂O₃) with the odor of garlic. Arsenic and its compounds are poisonous. Exposure to arsenic and its compounds should not exceed 0.01 mg/m³ as elemental As during an 8-h work day. Arsenic is also used in bronzing, pyrotechny, and for hardening and improving the sphericity of shot. The most important compounds are white arsenic (As₂O₃), the sulfide, Paris green 3Cu(AsO₂)₂·Cu(C₂H₃O₂)₂, calcium arsenate, and lead arsenate; the last three have been used as agricultural insecticides and poisons. Marsh's test makes use of the formation and ready decomposition of arsine (AsH₃). Arsenic is available in high-purity form. It is finding increasing uses as a doping agent in solid-state devices such as transistors. Gallium arsenide is used as a laser material to convert electricity directly into coherent light. Natural arsenic is made of one isotope ⁷⁵As. Thirty other radioactive isotopes and isomers are known. Arsenic (99%) costs about \$75/50g. Purified arsenic (99.9995%) costs about \$50/g.

Astatine — (Gr. *astatos*, unstable), At; at. wt. (210); at. no. 85; m.p. 302 °C; valence probably 1, 3, 5, or 7. Synthesized in 1940 by D. R. Corson, K. R. MacKenzie, and E. Segre at the University of California by bombarding bismuth with alpha particles. The longest-lived isotope, ²¹⁰At, has a half-life of only 8.1 hours. Thirty-six other isotopes and isomers are now known. Minute quantities of ²¹⁵At, ²¹⁸At, and ²¹⁹At exist in equilibrium in nature with naturally occurring uranium and thorium isotopes, and traces of ²¹⁷At are in equilibrium with ²³³U and ²³⁹Np resulting from interaction of thorium and uranium with naturally produced neutrons. The total amount of astatine present in the Earth's crust, however, is probably less than 1 oz. Astatine can be produced by bombarding bismuth with energetic alpha particles to obtain the relatively long-lived ^{209–211}At, which can be distilled from the target by heating it in air. Only about 0.05 µg of astatine has been prepared to date. The "time of flight" mass spectrometer has been used to confirm that this highly radioactive halogen behaves chemically very much like other halogens, particularly iodine. The interhalogen compounds AtI, AtBr, and AtCl are known to form, but it is not yet known if astatine forms diatomic astatine molecules. HAt and CH₃At

(methyl astatide) have been detected. Astatine is said to be more metallic than iodine, and, like iodine, it probably accumulates in the thyroid gland.

Barium — (Gr. *barys*, heavy), Ba; at. wt. 137.327(7), at. no. 56; m.p. 727 °C; b.p. 1897 °C; sp. gr. 3.62 (20 °C); valence 2. Baryta was distinguished from lime by Scheele in 1774; the element was discovered by Sir Humphrey Davy in 1808. It is found only in combination with other elements, chiefly in *barite* or *heavy spar* (sulfate) and *witherite* (carbonate) and is prepared by electrolysis of the chloride. Large deposits of barite are found in China, Germany, India, Morocco, and in the U.S. Barium is a metallic element, soft, and when pure is silvery white like lead; it belongs to the alkaline earth group, resembling calcium chemically. The metal oxidizes very easily and should be kept under petroleum or other suitable oxygen-free liquids to exclude air. It is decomposed by water or alcohol. The metal is used as a "getter" in vacuum tubes. The most important compounds are the peroxide (BaO₂), chloride, sulfate, carbonate, nitrate, and chlorate. Lithopone, a pigment containing barium sulfate and zinc sulfide, has good covering power, and does not darken in the presence of sulfides. The sulfate, as permanent white or *blanc fixe*, is also used in paint, in X-ray diagnostic work, and in glassmaking. *Barite* is extensively used as a weighting agent in oilwell drilling fluids, and also in making rubber. The carbonate has been used as a rat poison, while the nitrate and chlorate give green colors in pyrotechny. The impure sulfide phosphoresces after exposure to the light. The compounds and the metal are not expensive. Barium metal (99.2 + % pure) costs about \$3/g. All barium compounds that are water or acid soluble are poisonous. Naturally occurring barium is a mixture of seven stable isotopes. Thirty-six other radioactive isotopes and isomers are known to exist.

Berkelium — (*Berkeley*, home of the University of California), Bk; at. wt. (247); at. no. 97; m.p. 996 °C; valence 3 or 4; sp. gr. 14 (est.). Berkelium, the eighth member of the actinide transition series, was discovered in December 1949 by Thompson, Ghiorso, and Seaborg, and was the fifth transuranium element synthesized. It was produced by cyclotron bombardment of milligram amounts of ²⁴¹Am with helium ions at Berkeley, California. The first isotope produced had a mass number of 243 and decayed with a half-life of 4.5 hours. Thirteen isotopes are now known and have been synthesized. The existence of ²⁴⁹Bk, with a half-life of 320 days, makes it feasible to isolate berkelium in weighable amounts so that its properties can be investigated with macroscopic quantities. One of the first visible amounts of a pure berkelium compound, berkelium chloride, was produced in 1962. It weighed 3 billionth of a gram. Berkelium probably has not yet been prepared in elemental form, but it is expected to be a silvery metal, easily soluble in dilute mineral acids, and readily oxidized by air or oxygen at elevated temperatures to form the oxide. X-ray diffraction methods have been used to identify the following compounds: BkO₂, BkO₃, BkF₃, BkCl, and BkOCl. As with other actinide elements, berkelium tends to accumulate in the skeletal system. The maximum permissible body burden of ²⁴⁹Bk in the human skeleton is about 0.0004 µg. Because of its rarity, berkelium presently has no commercial or technological use. Berkelium most likely resembles terbium with respect to chemical properties. Berkelium-249 is available from O.R.N.L. at a cost of \$185/µg plus packing charges.

Beryllium — (Gr. *beryllos*, *beryl*; also called Glucinium or Glucinum, Gr. *glykys*, sweet), Be; at. wt. 9.012182(3); at. no. 4; m.p. 1287 °C; b.p. 2471 °C; sp. gr. 1.848 (20 °C); valence 2. Discovered as the oxide by Vauquelin in beryl and in emeralds in 1798. The metal was isolated in 1828 by Wohler and by Bussy independently by the action of potassium on beryllium chloride. Beryllium is found in some 30 mineral species, the most important of which are *bertrandite*, *beryl*, *chrysoberyl*, and *phenacite*. *Aquamarine* and *emerald* are precious forms of *beryl*. Beryllium minerals are found in the U.S., Brazil, Russia, Kazakhstan, and elsewhere. Colombia is known for its emeralds. *Beryl* ($3\text{BeO} \cdot \text{Al}_2\text{O}_3 \cdot 6\text{SiO}_2$) and *bertrandite* ($4\text{BeO} \cdot 2\text{SiO}_2 \cdot \text{H}_2\text{O}$) are the most important commercial sources of the element and its compounds. Most of the metal is now prepared by reducing beryllium fluoride with magnesium metal. Beryllium metal did not become readily available to industry until 1957. The metal, steel gray in color, has many desirable properties. It is one of the lightest of all metals, and has one of the highest melting points of the light metals. Its modulus of elasticity is about one third greater than that of steel. It resists attack by concentrated nitric acid, has excellent thermal conductivity, and is nonmagnetic. It has a high permeability to X-rays, and when bombarded by alpha particles, as from radium or polonium, neutrons are produced in the ratio of about 30 neutrons/million alpha particles. At ordinary temperatures beryllium resists oxidation in air, although its ability to scratch glass is probably due to the formation of a thin layer of the oxide. Beryllium is used as an alloying agent in producing beryllium copper, which is extensively used for springs, electrical contacts, spot-welding electrodes, and nonsparking tools. It has found application as a structural material for high-speed aircraft, missiles, spacecraft, and communication satellites. It is being used in the windshield frame, brake discs, support beams, and other structural components of the space shuttle. Because beryllium is relatively transparent to X-rays, ultra-thin Be-foil is finding use in X-ray lithography for reproduction of microminiature integrated circuits. Natural beryllium is made of ^9Be and is stable. Eight other radioactive isotopes are known.

Beryllium is used in nuclear reactors as a reflector or moderator for it has a low thermal neutron absorption cross section. It is used in gyroscopes, computer parts, and instruments where lightness, stiffness, and dimensional stability are required. The oxide has a very high melting point and is also used in nuclear work and ceramic applications. Beryllium and its salts are toxic and should be handled with the greatest of care. Beryllium and its compounds should not be tasted to verify the sweetish nature of beryllium (as did early experimenters). The metal, its alloys, and its salts can be handled safely if certain work codes are observed, but no attempt should be made to work with beryllium before becoming familiar with proper safeguards. Beryllium metal is available at a cost of about \$5/g (99.5% pure).

Bismuth — (Ger. *Weisse Masse*, white mass; later *Wisuth* and *Bisemutum*), Bi; at. wt. 208.98040(1); at. no. 83; m.p. 271.4 °C; b.p. 1564 °C; sp. gr. 9.79 (20 °C); valence 3 or 5. In early times bismuth was confused with tin and lead. Claude Geoffroy the Younger showed it to be distinct from lead in 1753. It is a white crystalline, brittle metal with a pinkish tinge. It occurs native. The most important ores are *bismuthinite* or bismuth glance (Bi_2S_3) and *bismite* (Bi_2O_3). Peru, Japan, Mexico, Bolivia, and Canada are major bismuth producers. Much of the bismuth produced in the U.S. is obtained as a by-product in refining

lead, copper, tin, silver, and gold ores. Bismuth is the most diamagnetic of all metals, and the thermal conductivity is lower than any metal, except mercury. It has a high electrical resistance, and has the highest Hall effect of any metal (i.e., greatest increase in electrical resistance when placed in a magnetic field). "Bismanol" is a permanent magnet of high coercive force, made of MnBi, by the U.S. Naval Surface Weapons Center. Bismuth expands 3.32% on solidification. This property makes bismuth alloys particularly suited to the making of sharp castings of objects subject to damage by high temperatures. With other metals such as tin, cadmium, etc., bismuth forms low-melting alloys that are extensively used for safety devices in fire detection and extinguishing systems. Bismuth is used in producing malleable irons and is finding use as a catalyst for making acrylic fibers. When bismuth is heated in air it burns with a blue flame, forming yellow fumes of the oxide. The metal is also used as a thermocouple material, and has found application as a carrier for U^{235} or U^{233} fuel in atomic reactors. Its soluble salts are characterized by forming insoluble basic salts on the addition of water, a property sometimes used in detection work. Bismuth oxychloride is used extensively in cosmetics. Bismuth subnitrate and subcarbonate are used in medicine. Natural bismuth contains only one isotope ^{209}Bi . Forty-four isotopes and isomers of bismuth are known. Bismuth metal (99.5%) costs about \$250/kg.

Bohrium — (Named after Niels Bohr [1885–1962], Danish atomic and nuclear physicist.) Bh; at. wt. [264]. at. no. 107. Bohrium is expected to have chemical properties similar to rhenium. This element was synthesized and unambiguously identified in 1981 using the Universal Linear Accelerator (UNILAC) at the Gesellschaft für Schwerionenforschung (G.S.I.) in Darmstadt, Germany. The discovery team was led by Armbruster and Münzenberg. The reaction producing the element was proposed and applied earlier by a Dubna Group led by Oganessian in 1976. A target of ^{209}Bi was bombarded by a beam of ^{54}Cr ions. In 1983 experiments at Dubna using the 157-inch cyclotron, produced $^{262}107$ by the reaction $^{209}\text{Bi} + ^{54}\text{Cr}$. The alpha decay of ^{246}Cf , the sixth member in the decay chain of $^{262}107$, served to establish a 1-neutron reaction channel. The IUPAC adopted the name **Bohrium** with the symbol Bh for Element 107 in August 1997. Five isotopes of bohrium are now recognized. One isotope of bohrium appears to have a relatively long life of 15 seconds. Work on this relatively long-lived isotope has been performed with the 88-inch cyclotron at the Lawrence-Berkeley National Laboratory.

Boron — (Ar. *Buraq*, Pers. *Burah*), B; at. wt. [10.806; 10.821]; at. no. 5; m.p. 2075 °C; b.p. 4000 °C; sp. gr. of crystals 2.34, of amorphous variety 2.37; valence 3. Boron compounds have been known for thousands of years, but the element was not discovered until 1808 by Sir Humphry Davy and by Gay-Lussac and Thenard. The element is not found free in nature, but occurs as orthoboric acid usually in certain volcanic spring waters and as borates in *borax* and *colemanite*. *Ulexite*, another boron mineral, is interesting as it is nature's own version of "fiber optics." Important sources of boron are the ores *rasorite* (*kernite*) and *tincal* (*borax ore*). Both of these ores are found in the Mojave Desert. *Tincal* is the most important source of boron from the Mojave. Extensive *borax* deposits are also found in Turkey. Boron exists naturally as 19.9% ^{10}B isotope and 80.1% ^{11}B isotope. Ten other isotopes of boron are known. High-purity crystalline boron may be prepared by the vapor phase reduction of boron trichloride or tribromide with hydrogen on electri-

cally heated filaments. The impure, or amorphous, boron, a brownish-black powder, can be obtained by heating the trioxide with magnesium powder. Boron of 99.9999% purity has been produced and is available commercially. Elemental boron has an energy band gap of 1.50 to 1.56 eV, which is higher than that of either silicon or germanium. It has interesting optical characteristics, transmitting portions of the infrared, and is a poor conductor of electricity at room temperature, but a good conductor at high temperature. Amorphous boron is used in pyrotechnic flares to provide a distinctive green color, and in rockets as an igniter. By far the most commercially important boron compound in terms of dollar sales is $\text{Na}_2\text{B}_4\text{O}_7 \cdot 5\text{H}_2\text{O}$. This pentahydrate is used in very large quantities in the manufacture of insulation fiberglass and sodium perborate bleach. Boric acid is also an important boron compound with major markets in textile fiberglass and in cellulose insulation as a flame retardant. Next in order of importance is borax ($\text{Na}_2\text{B}_4\text{O}_7 \cdot 10\text{H}_2\text{O}$) which is used principally in laundry products. Use of borax as a mild antiseptic is minor in terms of dollars and tons. Boron compounds are also extensively used in the manufacture of borosilicate glasses. The isotope boron-10 is used as a control for nuclear reactors, as a shield for nuclear radiation, and in instruments used for detecting neutrons. Boron nitride has remarkable properties and can be used to make a material as hard as diamond. The nitride also behaves like an electrical insulator but conducts heat like a metal. It also has lubricating properties similar to graphite. The hydrides are easily oxidized with considerable energy liberation, and have been studied for use as rocket fuels. Demand is increasing for boron filaments, a high-strength, lightweight material chiefly employed for advanced aerospace structures. Boron is similar to carbon in that it has a capacity to form stable covalently bonded molecular networks. Carboranes, metalboranes, phosphacarboranes, and other families comprise thousands of compounds. Crystalline boron (99.5%) costs about \$6/g. Amorphous boron (94–96%) costs about \$1.50/g. Elemental boron and the borates are not considered to be toxic, and they do not require special care in handling. However, some of the more exotic boron hydrogen compounds are definitely toxic and do require care.

Bromine — (Gr. *bromos*, stench), Br; at. wt. 79.904(1); at. no. 35; m.p. -7.2°C ; b.p. 58.8°C ; t_c 315°C ; density of gas 7.59 g/l, liquid 3.12 (20°C); valence 1, 3, 5, or 7. Discovered by Balard in 1826, but not prepared in quantity until 1860. A member of the halogen group of elements, it is obtained from natural brines from wells in Michigan and Arkansas. Little bromine is extracted today from seawater, which contains only about 85 ppm. Bromine is the only liquid nonmetallic element. It is a heavy, mobile, reddish-brown liquid, volatilizing readily at room temperature to a red vapor with a strong disagreeable odor, resembling chlorine, and having a very irritating effect on the eyes and throat; it is readily soluble in water or carbon disulfide, forming a red solution, is less active than chlorine but more so than iodine; it unites readily with many elements and has a bleaching action; when spilled on the skin it produces painful sores. It presents a serious health hazard, and maximum safety precautions should be taken when handling it. Much of the bromine output in the U.S. was used in the production of ethylene dibromide, a lead scavenger used in making gasoline antiknock compounds. Lead in gasoline, however, has been drastically reduced, due to environmental considerations. This will greatly affect future production of bromine. Bromine is also used in making fumigants,

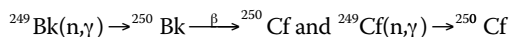
flameproofing agents, water purification compounds, dyes, medicinals, sanitizers, inorganic bromides for photography, etc. Organic bromides are also important. Natural bromine is made of two isotopes, ^{79}Br and ^{81}Br . Thirty-four isotopes and isomers are known. Bromine (99.8%) costs about \$70/kg.

Cadmium — (L. *cadmia*; Gr. *kadmeia* - ancient name for calamine, zinc carbonate), Cd; at. wt. 112.411(8); at. no. 48; m.p. 321.07°C ; b.p. 767°C ; sp. gr. 8.69 (20°C); valence 2. Discovered by Stromeyer in 1817 from an impurity in zinc carbonate. Cadmium most often occurs in small quantities associated with zinc ores, such as *sphalerite* (ZnS). *Greenockite* (CdS) is the only mineral of any consequence bearing cadmium. Almost all cadmium is obtained as a by-product in the treatment of zinc, copper, and lead ores. It is a soft, bluish-white metal which is easily cut with a knife. It is similar in many respects to zinc. It is a component of some of the lowest melting alloys; it is used in bearing alloys with low coefficients of friction and great resistance to fatigue; it is used extensively in electroplating, which accounts for about 60% of its use. It is also used in many types of solder, for standard E.M.F. cells, for Ni-Cd batteries, and as a barrier to control atomic fission. The market for Ni-Cd batteries is expected to grow significantly. Cadmium compounds are used in black and white television phosphors and in blue and green phosphors for color TV tubes. It forms a number of salts, of which the sulfate is most common; the sulfide is used as a yellow pigment. Cadmium and solutions of its compounds are toxic. Failure to appreciate the toxic properties of cadmium may cause workers to be unwittingly exposed to dangerous fumes. Some silver solders, for example, contain cadmium and should be handled with care. Serious toxicity problems have been found from long-term exposure and work with cadmium plating baths. Cadmium is present in certain phosphate rocks. This has raised concerns that the long-term use of certain phosphate fertilizers might pose a health hazard from levels of cadmium that might enter the food chain. In 1927 the International Conference on Weights and Measures redefined the meter in terms of the wavelength of the red cadmium spectral line (i.e., $1\text{ m} = 1,553,164.13$ wavelengths). This definition has been changed (see under Krypton). The current price of cadmium is about 50¢/g (99.5%). It is available in high purity form for about \$550/kg. Natural cadmium is made of eight isotopes. Thirty-four other isotopes and isomers are now known and recognized.

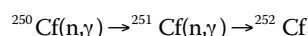
Calcium — (L. *calx*, lime), Ca; at. wt. 40.078(4); at. no. 20; m.p. 842°C ; b.p. 1484°C ; sp. gr. 1.54 (20°C); valence 2. Though lime was prepared by the Romans in the first century under the name *calx*, the metal was not discovered until 1808. After learning that Berzelius and Pontin prepared calcium amalgam by electrolyzing lime in mercury, Davy was able to isolate the impure metal. Calcium is a metallic element, fifth in abundance in the Earth's crust, of which it forms more than 3%. It is an essential constituent of leaves, bones, teeth, and shells. Never found in nature uncombined, it occurs abundantly as *limestone* (CaCO_3), *gypsum* ($\text{CaSO}_4 \cdot 2\text{H}_2\text{O}$), and *fluorite* (CaF_2); *apatite* is the fluorophosphate or chlorophosphate of calcium. The metal has a silvery color, is rather hard, and is prepared by electrolysis of the fused chloride to which calcium fluoride is added to lower the melting point. Chemically it is one of the alkaline earth elements; it readily forms a white coating of oxide in air, reacts with water, burns with a yellow-red flame, largely forming the oxide. The metal is used as a reducing agent in preparing other metals such as thorium,

uranium, zirconium, etc., and is used as a deoxidizer, desulfurizer, and inclusion modifier for various ferrous and nonferrous alloys. It is also used as an alloying agent for aluminum, beryllium, copper, lead, and magnesium alloys, and serves as a "getter" for residual gases in vacuum tubes. Its natural and prepared compounds are widely used. Quicklime (CaO), made by heating limestone and changed into slaked lime by the careful addition of water, is the great cheap base of the chemical industry with countless uses. Mixed with sand it hardens as mortar and plaster by taking up carbon dioxide from the air. Calcium from limestone is an important element in Portland cement. The solubility of the carbonate in water containing carbon dioxide causes the formation of caves with stalactites and stalagmites and is responsible for hardness in water. Other important compounds are the carbide (CaC₂), chloride (CaCl₂), cyanamide (CaCN₂), hypochlorite (Ca(OCl)₂), nitrate (Ca(NO₃)₂), and sulfide (CaS). Calcium sulfide is phosphorescent after being exposed to light. Natural calcium contains six isotopes. Sixteen other radioactive isotopes are known. Metallic calcium (99.5%) costs about \$200/kg.

Californium — (State and University of California), Cf; at. wt. (251); m.p. 900 °C; sp. gr. 15.1; at. no. 98. Californium, the sixth transuranium element to be discovered, was produced by Thompson, Street, Ghioirso, and Seaborg in 1950 by bombarding microgram quantities of ²⁴²Cm with 35 MeV helium ions in the Berkeley 60-inch cyclotron. Californium (III) is the only ion stable in aqueous solutions, all attempts to reduce or oxidize californium (III) having failed. The isotope ²⁴⁹Cf results from the beta decay of ²⁴⁹Bk while the heavier isotopes are produced by intense neutron irradiation by the reactions:



followed by



The existence of the isotopes ²⁴⁹Cf, ²⁵⁰Cf, ²⁵¹Cf, and ²⁵²Cf makes it feasible to isolate californium in weighable amounts so that its properties can be investigated with macroscopic quantities. Californium-252 is a very strong neutron emitter. One microgram releases 170 million neutrons per minute, which presents biological hazards. Proper safeguards should be used in handling californium. Twenty isotopes of californium are now recognized. ²⁴⁹Cf and ²⁵²Cf have half-lives of 351 years and 900 years, respectively. In 1960 a few tenths of a microgram of californium trichloride, CfCl₃, californium oxychloride, CfOCl, and californium oxide, Cf₂O₃, were first prepared. Reduction of californium to its metallic state has not yet been accomplished. Because californium is a very efficient source of neutrons, many new uses are expected for it. It has already found use in neutron moisture gages and in well-logging (the determination of water and oil-bearing layers). It is also being used as a portable neutron source for discovery of metals such as gold or silver by on-the-spot activation analysis. ²⁵²Cf is now being offered for sale by the Oak Ridge National Laboratory (O.R.N.L.) at a cost of \$60/μg and ²⁴⁹Cf at a cost of \$185/μg plus packing charges. It has been suggested that californium may be produced in certain stellar explosions, called *supernovae*, for the radioactive decay of ²⁵⁴Cf (55-day half-life) agrees with the characteristics of the light curves of such explosions observed through telescopes. This suggestion, however, is

questioned. Californium is expected to have chemical properties similar to dysprosium.

Carbon — (L. *carbo*, charcoal), C; at. wt. [12.0096; 12.0116]; at. no. 6; sublimes at 3825 °C; triple point (graphite-liquid-gas), 4489 °C; sp. gr. amorphous 1.8 to 2.1, graphite 1.9 to 2.3, diamond 3.15 to 3.53 (depending on variety); gem diamond 3.513 (25 °C); valence 2, 3, or 4. Carbon, an element of prehistoric discovery, is very widely distributed in nature. It is found in abundance in the sun, stars, comets, and atmospheres of most planets. Carbon in the form of microscopic diamonds is found in some meteorites. Natural diamonds are found in *kimberlite* or *lamproite* of ancient formations called "pipes," such as found in South Africa, Arkansas, and elsewhere. Diamonds are now also being recovered from the ocean floor off the Cape of Good Hope. About 30% of all industrial diamonds used in the U.S. are now made synthetically. The energy of the sun and stars can be attributed at least in part to the well-known carbon-nitrogen cycle. Carbon is found free in nature in three allotropic forms: amorphous, graphite, and diamond. Graphite is one of the softest known materials while diamond is one of the hardest. Graphite exists in two forms: alpha and beta. These have identical physical properties, except for their crystal structure. Naturally occurring graphites are reported to contain as much as 30% of the rhombohedral (beta) form, whereas synthetic materials contain only the alpha form. The hexagonal alpha type can be converted to the beta by mechanical treatment, and the beta form reverts to the alpha on heating it above 1000 °C. Of recent interest is the discovery of all-carbon molecules, known as "buckyballs" or fullerenes, which have a number of unusual properties. These interesting molecules, consisting of 60 or 70 carbon atoms linked together, seem capable of withstanding great pressure and trapping foreign atoms inside their network of carbon. They are said to be capable of magnetism and superconductivity and have potential as a nonlinear optical material. Buckyball films are reported to remain superconductive at temperatures as high as 45 K. In combination, carbon is found as carbon dioxide in the atmosphere of the Earth and dissolved in all natural waters. It is a component of great rock masses in the form of carbonates of calcium (limestone), magnesium, and iron. Coal, petroleum, and natural gas are chiefly hydrocarbons. Carbon is unique among the elements in the vast number and variety of compounds it can form. With hydrogen, oxygen, nitrogen, and other elements, it forms a very large number of compounds, carbon atom often being linked to carbon atom. There are close to ten million known carbon compounds, many thousands of which are vital to organic and life processes. Without carbon, the basis for life would be impossible. While it has been thought that silicon might take the place of carbon in forming a host of similar compounds, it is now not possible to form stable compounds with very long chains of silicon atoms. The atmosphere of Mars contains 96.2% CO₂. Some of the most important compounds of carbon are carbon dioxide (CO₂), carbon monoxide (CO), carbon disulfide (CS₂), chloroform (CHCl₃), carbon tetrachloride (CCl₄), methane (CH₄), ethylene (C₂H₄), acetylene (C₂H₂), benzene (C₆H₆), ethyl alcohol (C₂H₅OH), acetic acid (CH₃COOH), and their derivatives. Carbon has fifteen isotopes. Natural carbon consists of 98.89% ¹²C and 1.11% ¹³C. In 1961 the International Union of Pure and Applied Chemistry adopted the isotope carbon-12 as the basis for atomic weights. Carbon-14, an isotope with a half-life of 5715 years, has been widely used to date such materials as wood, archeological specimens, etc. A new brittle

form of carbon, known as “glassy carbon,” has been developed. It can be obtained with high purity. It has a high resistance to corrosion, has good thermal stability, and is structurally impermeable to both gases and liquids. It has a randomized structure, making it useful in ultra-high technology applications, such as crystal growing, crucibles for high-temperature use, etc. Glassy carbon is available at a cost of about \$35/10g. Fullerene powder is available at a cost of about \$55/10mg (99% C_{10}). Diamond powder (99.9%) costs about \$40/g.

Cerium — (named for the asteroid *Ceres*, which was discovered in 1801 only 2 years before the element), Ce; at. wt. 140.116(1); at. no. 58; m.p. 799 °C; b.p. 3443 °C; sp. gr. 6.770 (25 °C); valence 3 or 4. Discovered in 1803 by Klaproth and by Berzelius and Hisinger; metal prepared by Hillebrand and Norton in 1875. Cerium is the most abundant of the metals of the so-called rare earths. It is found in a number of minerals including *allanite* (also known as *orthite*), *monazite*, *bastnasite*, *cerite*, and *samaraskite*. Monazite and bastnasite are presently the two most important sources of cerium. Large deposits of monazite found on the beaches of Travancore, India, in river sands in Brazil, and deposits of *allanite* in the western United States, and *bastnasite* in Southern California will supply cerium, thorium, and the other rare-earth metals for many years to come. Metallic cerium is prepared by metallothermic reduction techniques, such as by reducing cerous fluoride with calcium, or by electrolysis of molten cerous chloride or other cerous halides. The metallothermic technique is used to produce high-purity cerium. Cerium is especially interesting because of its variable electronic structure. The energy of the inner 4f level is nearly the same as that of the outer or valence electrons, and only small amounts of energy are required to change the relative occupancy of these electronic levels. This gives rise to dual valency states. For example, a volume change of about 10% occurs when cerium is subjected to high pressures or low temperatures. It appears that the valence changes from about 3 to 4 when it is cooled or compressed. The low temperature behavior of cerium is complex. Four allotropic modifications are thought to exist: cerium at room temperature and at atmospheric pressure is known as γ cerium. Upon cooling to -16 °C, γ cerium changes to β cerium. The remaining γ cerium starts to change to α cerium when cooled to -172 °C, and the transformation is complete at -269 °C. α Cerium has a density of 8.16; δ cerium exists above 726 °C. At atmospheric pressure, liquid cerium is more dense than its solid form at the melting point. Cerium is an iron-gray lustrous metal. It is malleable, and oxidizes very readily at room temperature, especially in moist air. Except for europium, cerium is the most reactive of the “rare-earth” metals. It slowly decomposes in cold water, and rapidly in hot water. Alkali solutions and dilute and concentrated acids attack the metal rapidly. The pure metal is likely to ignite if scratched with a knife. Ceric salts are orange red or yellowish; cerous salts are usually white. Cerium is a component of misch metal, which is extensively used in the manufacture of pyrophoric alloys for cigarette lighters, etc. Natural cerium is stable and contains four isotopes. Thirty-two other radioactive isotopes and isomers are known. While cerium is not radioactive, the impure commercial grade may contain traces of thorium, which is radioactive. The oxide is an important constituent of incandescent gas mantles and it is emerging as a hydrocarbon catalyst in “self-cleaning” ovens. In this application it can be incorporated into oven walls to prevent the collection of cooking residues. As ceric sulfate it finds extensive use as a volumetric oxidizing agent in quan-

titative analysis. Cerium compounds are used in the manufacture of glass, both as a component and as a decolorizer. The oxide is finding increased use as a glass polishing agent instead of rouge, for it is much faster than rouge in polishing glass surfaces. Cerium compounds are finding use in automobile exhaust catalysts. Cerium is also finding use in making permanent magnets. Cerium, with other rare earths, is used in carbon-arc lighting, especially in the motion picture industry. It is also finding use as an important catalyst in petroleum refining and in metallurgical and nuclear applications. In small lots, cerium costs about \$5/g (99.9%).

Cesium — (L. *caesius*, sky blue), Cs; at. wt. 132.9054519(2); at. no. 55; m.p. 28.44 °C; b.p. 671 °C; sp. gr. 1.873 (20 °C); valence 1. Cesium was discovered spectroscopically by Bunsen and Kirchhoff in 1860 in mineral water from Durkheim. Cesium, an alkali metal, occurs in *lepidolite*, *pollucite* (a hydrated silicate of aluminum and cesium), and in other sources. One of the world's richest sources of cesium is located at Bernic Lake, Manitoba. The deposits are estimated to contain 300,000 tons of pollucite, averaging 20% cesium. It can be isolated by electrolysis of the fused cyanide and by a number of other methods. Very pure, gas-free cesium can be prepared by thermal decomposition of cesium azide. The metal is characterized by a spectrum containing two bright lines in the blue along with several others in the red, yellow, and green. It is silvery white, soft, and ductile. It is the most electropositive and most alkaline element. Cesium, gallium, and mercury are the only three metals that are liquid at room temperature. Cesium reacts explosively with cold water, and reacts with ice at temperatures above -116 °C. Cesium hydroxide, the strongest base known, attacks glass. Because of its great affinity for oxygen the metal is used as a “getter” in electron tubes. It is also used in photoelectric cells, as well as a catalyst in the hydrogenation of certain organic compounds. The metal has recently found application in ion propulsion systems. Cesium is used in atomic clocks, which are accurate to 5 s in 300 years. A second of time is now defined as being the duration of 9,192,631,770 periods of the radiation corresponding to the transition between the two hyper-fine levels of the ground state of the cesium-133 atom. Its chief compounds are the chloride and the nitrate. Cesium has 52 isotopes and isomers with masses ranging from 112 to 148. The present price of cesium is about \$50/g (99.98%) sealed in a glass ampoule.

Chlorine — (Gr. *chloros*, greenish yellow), Cl; at. wt. [35.446; 35.457]; at. no. 17; m.p. -101.5 °C; b.p. -34.04 °C; t_c 143.8 °C; density 3.214 g/L; sp. gr. 1.56 (-33.6 °C); valence 1, 3, 5, or 7. Discovered in 1774 by Scheele, who thought it contained oxygen; named in 1810 by Davy, who insisted it was an element. In nature it is found in the combined state only, chiefly with sodium as common salt (NaCl), *carnallite* ($KMgCl_3 \cdot 6H_2O$), and *sylvite* (KCl). It is a member of the halogen (salt-forming) group of elements and is obtained from chlorides by the action of oxidizing agents and more often by electrolysis; it is a greenish-yellow gas, combining directly with nearly all elements. At 10 °C one volume of water dissolves 3.10 volumes of chlorine, at 30 °C only 1.77 volumes. Chlorine is widely used in making many everyday products. It is used for producing safe drinking water the world over. Even the smallest water supplies are now usually chlorinated. It is also extensively used in the production of paper products, dyestuffs, textiles, petroleum products, medicines, antiseptics, insecticides, foodstuffs, solvents, paints, plastics, and many other consumer products. Most of the chlorine produced is used in the manu-

facture of chlorinated compounds for sanitation, pulp bleaching, disinfectants, and textile processing. Further use is in the manufacture of chlorates, chloroform, carbon tetrachloride, and in the extraction of bromine. Organic chemistry demands much from chlorine, both as an oxidizing agent and in substitution, since it often brings desired properties in an organic compound when substituted for hydrogen, as in one form of synthetic rubber. Chlorine is a respiratory irritant. The gas irritates the mucous membranes and the liquid burns the skin. As little as 3.5 ppm can be detected as an odor, and 1000 ppm is likely to be fatal after a few deep breaths. It was used as a war gas in 1915. Natural chlorine contains two isotopes. Twenty other isotopes and isomers are known.

Chromium — (Gr. *chroma*, color), Cr; at. wt. 51.9961(6); at. no. 24; m.p. 1907 °C; b.p. 2671 °C; sp. gr. 7.15 (20 °C); valence chiefly 2, 3, or 6. Discovered in 1797 by Vauquelin, who prepared the metal the next year, chromium is a steel-gray, lustrous, hard metal that takes a high polish. The principal ore is *chromite* (FeCr_2O_4), which is found in Zimbabwe, Russia, South Africa, Turkey, Iran, Albania, Finland, Democratic Republic of Madagascar, the Philippines, and elsewhere. The U.S. has no appreciable chromite ore reserves. The metal is usually produced by reducing the oxide with aluminum. Chromium is used to harden steel, to manufacture stainless steel, and to form many useful alloys. Much is used in plating to produce a hard, beautiful surface and to prevent corrosion. Chromium is used to give glass an emerald green color. It finds wide use as a catalyst. All compounds of chromium are colored; the most important are the chromates of sodium and potassium (K_2CrO_4) and the dichromates ($\text{K}_2\text{Cr}_2\text{O}_7$) and the potassium and ammonium chrome alums, as $\text{KCr}(\text{SO}_4)_2 \cdot 12\text{H}_2\text{O}$. The dichromates are used as oxidizing agents in quantitative analysis, also in tanning leather. Other compounds are of industrial value; lead chromate is chrome yellow, a valued pigment. Chromium compounds are used in the textile industry as mordants, and by the aircraft and other industries for anodizing aluminum. The refractory industry has found chromite useful for forming bricks and shapes, as it has a high melting point, moderate thermal expansion, and stability of crystalline structure. Chromium is an essential trace element for human health. Many chromium compounds, however, are acutely or chronically toxic, and some are carcinogenic. They should be handled with proper safeguards. Natural chromium contains four isotopes. Twenty other isotopes are known. Chromium metal (99.95%) costs about \$1000/kg. Commercial grade chromium (99%) costs about \$75/kg.

Cobalt — (*Kobald*, from the German, goblin or evil spirit, *cobalos*, Greek, mine), Co; at. wt. 58.933195(5); at. no. 27; m.p. 1495 °C; b.p. 2927 °C; sp. gr. 8.9 (20 °C); valence 2 or 3. Discovered by Brandt about 1735. Cobalt occurs in the mineral *cobaltite*, *smaltite*, and *erythrite*, and is often associated with nickel, silver, lead, copper, and iron ores, from which it is most frequently obtained as a by-product. It is also present in meteorites. Important ore deposits are found in Congo-Kinshasa, Australia, Zambia, Russia, Canada, and elsewhere. The U.S. Geological Survey has announced that the bottom of the north central Pacific Ocean may have cobalt-rich deposits at relatively shallow depths in waters close to the Hawaiian Islands and other U.S. Pacific territories. Cobalt is a brittle, hard metal, closely resembling iron and nickel in appearance. It has a magnetic permeability of about two thirds that of iron. Cobalt tends to exist as a mixture of two allotropes over a wide temperature

range; the β -form predominates below 400 °C, and the α above that temperature. The transformation is sluggish and accounts in part for the wide variation in reported data on physical properties of cobalt. It is alloyed with iron, nickel and other metals to make Alnico, an alloy of unusual magnetic strength with many important uses. Stellite alloys, containing cobalt, chromium, and tungsten, are used for high-speed, heavy-duty, high-temperature cutting tools, and for dies. Cobalt is also used in other magnet steels and stainless steels, and in alloys used in jet turbines and gas turbine generators. The metal is used in electroplating because of its appearance, hardness, and resistance to oxidation. The salts have been used for centuries for the production of brilliant and permanent blue colors in porcelain, glass, pottery, tiles, and enamels. It is the principal ingredient in Sevre's and Thenard's blue. A solution of the chloride ($\text{CoCl}_2 \cdot 6\text{H}_2\text{O}$) is used as sympathetic ink. The cobalt amines are of interest; the oxide and the nitrate are important. Cobalt carefully used in the form of the chloride, sulfate, acetate, or nitrate has been found effective in correcting a certain mineral deficiency disease in animals. Soils should contain 0.13 to 0.30 ppm of cobalt for proper animal nutrition. Cobalt is found in Vitamin B-12, which is essential for human nutrition. Cobalt of 99.9+ % purity is priced at about \$250/kg. Cobalt-60, an artificial isotope, is an important gamma ray source, and is extensively used as a tracer and a radiotherapeutic agent. Single compact sources of Cobalt-60 vary from about \$1 to \$10/curie, depending on quantity and specific activity. Thirty isotopes and isomers of cobalt are known.

Columbium — See Niobium.

Copper — (L. *cuprum*, from the island of Cyprus), Cu; at. wt. 63.546(3); at. no. 29; f.p. 1084.62 °C; b.p. 2562 °C; sp. gr. 8.96 (20 °C); valence 1 or 2. The discovery of copper dates from prehistoric times. It is said to have been mined for more than 5000 years. It is one of man's most important metals. Copper is reddish colored, takes on a bright metallic luster, and is malleable, ductile, and a good conductor of heat and electricity (second only to silver in electrical conductivity). The electrical industry is one of the greatest users of copper. Copper occasionally occurs native, and is found in many minerals such as *cuprite*, *malachite*, *azurite*, *chalcophyrite*, and *bornite*. Large copper ore deposits are found in the U.S., Chile, Zambia, Zaire, Peru, and Canada. The most important copper ores are the sulfides, oxides, and carbonates. From these, copper is obtained by smelting, leaching, and by electrolysis. Its alloys, brass and bronze, long used, are still very important; all American coins are now copper alloys; monel and gun metals also contain copper. The most important compounds are the oxide and the sulfate, blue vitriol; the latter has wide use as an agricultural poison and as an algicide in water purification. Copper compounds such as Fehling's solution are widely used in analytical chemistry in tests for sugar. High-purity copper (99.999 + %) is readily available commercially. The price of commercial copper has fluctuated widely. The price of copper in December 2001 was about \$1.50/kg. Natural copper contains two isotopes. Twenty-six other radioactive isotopes and isomers are known.

Curium — (Pierre and Marie Curie), Cm; at. wt. (247); at. no. 96; m.p. 1345 °C; sp. gr. 13.51 (calc.); valence 3 and 4. Although curium follows americium in the periodic system, it was actually known before americium and was the third transuranium element to be discovered. It was identified by Seaborg, James,

and Ghiorso in 1944 at the wartime Metallurgical Laboratory in Chicago as a result of helium-ion bombardment of ^{239}Pu in the Berkeley, California, 60-inch cyclotron. Visible amounts (30 μg) of ^{242}Cm , in the form of the hydroxide, were first isolated by Werner and Perlman of the University of California in 1947. In 1950, Crane, Wallmann, and Cunningham found that the magnetic susceptibility of microgram samples of CmF_3 was of the same magnitude as that of GdF_3 . This provided direct experimental evidence for assigning an electronic configuration to Cm^{+3} . In 1951, the same workers prepared curium in its elemental form for the first time. Sixteen isotopes of curium are now known. The most stable, ^{247}Cm , with a half-life of 16 million years, is so short compared to the Earth's age that any primordial curium must have disappeared long ago from the natural scene. Minute amounts of curium probably exist in natural deposits of uranium, as a result of a sequence of neutron captures and β decays sustained by the very low flux of neutrons naturally present in uranium ores. The presence of natural curium, however, has never been detected. ^{242}Cm and ^{244}Cm are available in multigram quantities. ^{248}Cm has been produced only in milligram amounts. Curium is similar in some regards to gadolinium, its rare-earth homolog, but it has a more complex crystal structure. Curium is silver in color, is chemically reactive, and is more electropositive than aluminum. CmO_2 , Cm_2O_3 , CmF_3 , CmF_4 , CmCl_3 , CmBr_3 , and CmI_3 have been prepared. Most compounds of trivalent curium are faintly yellow in color. ^{242}Cm generates about three watts of thermal energy per gram. This compares to one-half watt per gram of ^{238}Pu . This suggests use for curium as a power source. ^{244}Cm is now offered for sale by the O.R.N.L. at \$185/mg plus packing charges. ^{248}Cm is available at a cost of \$160/ μg , plus packing charges, from the O.R.N.L. Curium absorbed into the body accumulates in the bones, and is therefore very toxic as its radiation destroys the red-cell forming mechanism. The maximum permissible total body burden of ^{244}Cm (soluble) in a human being is 0.3 μCi (microcurie).

Darmstadtium — (Darmstadt, city in Germany), Ds. In 1987 Oganessian et al., at Dubna, claimed discovery of this element. Their experiments indicated the spontaneous fissioning nuclide $^{272}110$ with a half-life of 10 ms. More recently a group led by Armbruster at G.S.I. in Darmstadt, Germany, reported evidence of $^{269}110$, which was produced by bombarding lead for many days with more than 10^{18} nickel atoms. A detector searched each collision for Element 110's distinct decay sequence. On November 9, 1994, evidence of 110 was detected. In 2003 IUPAC approved the name darmstadtium, symbol Ds, for Element 110. Seven isotopes of Element 110 are now recognized.

Deuterium — an isotope of hydrogen — see Hydrogen.

Dubnium — (named after the Joint Institute of Nuclear Research in Dubna, Russia). Db; at. wt. [262]; at. no. 105. In 1967 G. N. Flerov reported that a Soviet team working at the Joint Institute for Nuclear Research at Dubna may have produced a few atoms of $^{260}105$ and $^{261}105$ by bombarding ^{243}Am with ^{22}Ne . Their evidence was based on time-coincidence measurements of alpha energies. More recently, it was reported that early in 1970 Dubna scientists synthesized Element 105 and that by the end of April 1970 "had investigated all the types of decay of the new element and had determined its chemical properties." In late April 1970, it was announced that Ghiorso, Nurmia, Harris, K. A. Y. Eskola, and P. L. Eskola, working at the University of California at Berkeley, had positively identi-

fied Element 105. The discovery was made by bombarding a target of ^{249}Cf with a beam of 84 MeV nitrogen nuclei in the Heavy Ion Linear Accelerator (HILAC). When a ^{15}N nucleus is absorbed by a ^{249}Cf nucleus, four neutrons are emitted and a new atom of $^{260}105$ with a half-life of 1.6 s is formed. While the first atoms of Element 105 are said to have been detected conclusively on March 5, 1970, there is evidence that Element 105 had been formed in Berkeley experiments a year earlier by the method described. Ghiorso and his associates have attempted to confirm Soviet findings by more sophisticated methods without success.

In October 1971, it was announced that two new isotopes of Element 105 were synthesized with the heavy ion linear accelerator by A. Ghiorso and co-workers at Berkeley. Element $^{261}105$ was produced both by bombarding ^{250}Cf with ^{15}N and by bombarding ^{249}Bk with ^{16}O . The isotope emits 8.93-MeV α particles and decays to ^{257}Lr with a half-life of about 1.8 s. Element $^{262}105$ was produced by bombarding ^{249}Bk with ^{18}O . It emits 8.45 MeV α particles and decays to ^{258}Lr with a half-life of about 40 s. Nine isotopes of Dubnium are now recognized. Soon after the discovery the names *Hahnium* and *Joliotium*, named after Otto Hahn and Jean-Frederic Joliot and Mme. Joliot-Curie, were suggested as names for Element 105. The IUPAC in August 1997 finally resolved the issue, naming Element 105 Dubnium with the symbol Db. Dubnium is thought to have properties similar to tantalum.

Dysprosium — (Gr. *dysprositos*, hard to get at), Dy; at. wt. 160.500(1); at. no. 66; m.p. 1412 °C; b.p. 2567 °C; sp. gr. 8.551 (25 °C); valence 3. Dysprosium was discovered in 1886 by Lecoq de Boisbaudran, but not isolated. Neither the oxide nor the metal was available in relatively pure form until the development of ion-exchange separation and metallographic reduction techniques by Spedding and associates about 1950. Dysprosium occurs along with other so-called rare-earth or lanthanide elements in a variety of minerals such as *xenotime*, *fergusonite*, *gadolinite*, *euxenite*, *polycrase*, and *blomstrandine*. The most important sources, however, are from *monazite* and *bastnasite*. Dysprosium can be prepared by reduction of the trifluoride with calcium. The element has a metallic, bright silver luster. It is relatively stable in air at room temperature, and is readily attacked and dissolved, with the evolution of hydrogen, by dilute and concentrated mineral acids. The metal is soft enough to be cut with a knife and can be machined without sparking if overheating is avoided. Small amounts of impurities can greatly affect its physical properties. While dysprosium has not yet found many applications, its thermal neutron absorption cross-section and high melting point suggest metallurgical uses in nuclear control applications and for alloying with special stainless steels. A dysprosium oxide-nickel cermet has found use in cooling nuclear reactor rods. This cermet absorbs neutrons readily without swelling or contracting under prolonged neutron bombardment. In combination with vanadium and other rare earths, dysprosium has been used in making laser materials. Dysprosium-cadmium chalcogenides, as sources of infrared radiation, have been used for studying chemical reactions. The cost of dysprosium metal has dropped in recent years since the development of ion-exchange and solvent extraction techniques, and the discovery of large ore bodies. Thirty-two isotopes and isomers are now known. The metal costs about \$6/g (99.9% purity).

Einsteinium — (Albert Einstein [1879–1955]), Es; at. wt. (252); m.p. 860 °C (est.); at. no. 99. Einsteinium, the seventh transura-

nic element of the actinide series to be discovered, was identified by Ghiorso and co-workers at Berkeley in December 1952 in debris from the first large thermonuclear explosion, which took place in the Pacific in November 1952. The isotope produced was the 20-day ^{253}Es isotope. In 1961, a sufficient amount of einsteinium was produced to permit separation of a macroscopic amount of ^{253}Es . This sample weighed about 0.01 μg . A special magnetic-type balance was used in making this determination. ^{253}Es so produced was used to produce mendelevium. About 3 μg of einsteinium has been produced at Oak Ridge National Laboratories by irradiating for several years kilogram quantities of ^{239}Pu in a reactor to produce ^{242}Pu . This was then fabricated into pellets of plutonium oxide and aluminum powder, and loaded into target rods for an initial 1-year irradiation at the Savannah River Plant, followed by irradiation in a HFIR (High Flux Isotopic Reactor). After 4 months in the HFIR the targets were removed for chemical separation of the einsteinium from californium. Nineteen isotopes and isomers of einsteinium are now recognized. ^{254}Es has the longest half-life (276 days). Tracer studies using ^{253}Es show that einsteinium has chemical properties typical of a heavy trivalent, actinide element. Einsteinium is extremely radioactive. Great care must be taken when handling it.

Element 112 — In late February 1996, Sigurd Hofmann and his collaborators at GSI Darmstadt announced their discovery of Element 112, having 112 protons and 165 neutrons, with an atomic mass of 277. This element was made by bombarding a lead target with high-energy zinc ions. A single nucleus of Element 112 was detected, which decayed after less than 0.001 sec by emitting an α particle, consisting of two protons and two neutrons. This created Element 110_{273} , which in turn decayed by emitting an α particle to form a new isotope of Element 108 and so on. Evidence indicates that nuclei with 162 neutrons are held together more strongly than nuclei with a smaller or larger number of neutrons. This suggests a narrow “peninsula” of relatively stable isotopes around Element 114. GSI scientists are experimenting to bombard targets with ions heavier than zinc to produce Elements 113 and 114. A name has not yet been suggested for Element 112, although the IUPAC suggested the temporary name of ununbium, with the symbol of Uub, when the element was discovered. Element 112 is expected to have properties similar to mercury.

Element 113 — (Ununtrium) See Element 115.

Element 114 — (Ununquadium) Symbol Uuq. Element 114 is the first new element to be discovered since 1996. This element was found by a Russian–American team, including Livermore researchers, by bombarding a sheet of plutonium with a rare form of calcium hoping to make the atoms stick together in a new element. Radiation showed that the new element broke into smaller pieces. Data of radiation collected at the Russian Joint Institute for Nuclear Research in November and December 1998 were analyzed in January 1999. It was found that some of the heavy atoms created when 114 decayed lived up to 30 seconds, which was longer than ever seen before for such a heavy element. This isotope decayed into a previously unknown isotope of Element 112, which itself lasted 15 minutes. That isotope, in turn, decayed to a previously undiscovered isotope of Element 108, which survived 17 minutes. Isotopes of these and those with longer life-times have been predicted for some time by theorists. It appears that these isotopes are on the edge of the “island of stability,” and that some

of the isotopes in this region might last long enough for studies of their nuclear behavior and for a chemical evaluation to be made. No name has yet been suggested for Element 114; however, the temporary name of ununquadium with symbol Uuq may be used.

Element 115— (Ununpentium) On February 2, 2004, it was reported that Element 115 had been discovered at the Joint Institute for Nuclear Research (JINR) in Dubna, Russia. Four atoms of this element were produced by JINR physicists and collaborators from the Lawrence Livermore (California) Laboratory using a 248-MeV beam of calcium-48 ions striking a target of americium-243 atoms. The nuclei of these atoms are said to have a life of 90 milliseconds. The relatively long lifetime of Element 115 suggests that these experiments might be getting closer to the “island of stability” long sought to exist by some nuclear physicists. These atoms were thought to decay first to Element 113 by the emission of an alpha particle, then decay further to Element 111 by alpha emission again, and then by three more alpha decay processes to Element 105 (dubnium), which after a long delay from the time of the initial interaction, fissioned. This experiment entailed separating four atoms from trillions of other atoms. A gas-filled separator, employing chemistry, was important in this experiment. Names for Elements 115, Element 113, and Element 111 have not yet been chosen.

Element 116 — (Ununhexium) Symbol Uuh. As of January 2004 it is questionable if this element has been discovered.

Element 117 — (Ununseptium) Symbol Uus. As of January 2004, this element remains undiscovered.

Element 118 — (Ununoctium) Symbol Uuo. In June 1999 it was announced that Elements 118 and 116 had been discovered at the Lawrence Berkeley National Laboratory. A lead target was bombarded for more than 10 days with roughly 1 quintillion krypton ions. The team reported that three atoms of Element 118 were made, which quickly decayed into Elements 116, 114, and elements of lower atomic mass. It was said that the isotopes of Element 118 lasted only about 200 milliseconds, while the isotope of Element 116 lasted only 1.2 milliseconds. It was hoped that these elements might be members of “an island of stability,” which had long been sought. At that time it was hoped that a target of bismuth might be bombarded with krypton ions to make Element 119, which, in turn, would decay into Elements 117, 115, and 113.

On July 27, 2001 researchers at the Lawrence Berkeley Laboratory announced that their discovery of Element 118 was being retracted because workers at the GSI Laboratory in Germany and at Japanese laboratories failed to confirm their results. However, it was reported that different experiments at the Livermore Laboratory and Joint Institute from Nuclear Research in Dubna, Russia indicated that Element 116 had since been created.

Researchers at the Australian National Laboratory suggest that super-heavy elements may be more difficult to make than previously thought. Their data suggest the best way to encourage fusion in making super-heavy elements is to combine the lightest projectiles possible with the heaviest possible targets. This would minimize a so-called “quasi-fission process” in which a projectile nucleus steals protons and neutrons from a target nucleus. In this process the two nuclei are said to fly apart without ever having actually combined.

Erbium — (*Ytterby*, a town in Sweden), Er; at. wt. 167.259(3); at. no. 68; m.p. 1529 °C; b.p. 2868 °C; sp. gr. 9.066 (25 °C); valence 3, Erbium, one of the so-called rare-earth elements of the lanthanide series, is found in the minerals mentioned under dysprosium above. In 1842 Mosander separated “yttria,” found in the mineral *gadolinite*, into three fractions which he called *yttria*, *erbia*, and *terbia*. The names *erbia* and *terbia* became confused in this early period. After 1860, Mosander’s *terbia* was known as *erbia*, and after 1877, the earlier known *erbia* became *terbia*. The *erbia* of this period was later shown to consist of five oxides, now known as *erbia*, *scandia*, *holmia*, *thulia* and *ytterbia*. By 1905 Urbain and James independently succeeded in isolating fairly pure Er_2O_3 . Klemm and Bommer first produced reasonably pure erbium metal in 1934 by reducing the anhydrous chloride with potassium vapor. The pure metal is soft and malleable and has a bright, silvery, metallic luster. As with other rare-earth metals, its properties depend to a certain extent on the impurities present. The metal is fairly stable in air and does not oxidize as rapidly as some of the other rare-earth metals. Naturally occurring erbium is a mixture of six isotopes, all of which are stable. Twenty-seven radioactive isotopes of erbium are also recognized. Recent production techniques, using ion-exchange reactions, have resulted in much lower prices of the rare-earth metals and their compounds in recent years. The cost of 99.9% erbium metal is about \$21/g. Erbium is finding nuclear and metallurgical uses. Added to vanadium, for example, erbium lowers the hardness and improves workability. Most of the rare-earth oxides have sharp absorption bands in the visible, ultraviolet, and near infrared. This property, associated with the electronic structure, gives beautiful pastel colors to many of the rare-earth salts. Erbium oxide gives a pink color and has been used as a colorant in glasses and porcelain enamel glazes.

Europium — (Europe), Eu; at. wt. 151.964(1); at. no. 63; m.p. 822 °C; b.p. 1596 °C; sp. gr. 5.244 (25 °C); valence 2 or 3. In 1890 Boisbaudran obtained basic fractions from samarium-gadolinium concentrates that had spark spectral lines not accounted for by samarium or gadolinium. These lines subsequently have been shown to belong to europium. The discovery of europium is generally credited to Demarcay, who separated the rare earth in reasonably pure form in 1901. The pure metal was not isolated until recent years. Europium is now prepared by mixing Eu_2O_3 with a 10% excess of lanthanum metal and heating the mixture in a tantalum crucible under high vacuum. The element is collected as a silvery-white metallic deposit on the walls of the crucible. As with other rare-earth metals, except for lanthanum, europium ignites in air at about 150 to 180 °C. Europium is about as hard as lead and is quite ductile. It is the most reactive of the rare-earth metals, quickly oxidizing in air. It resembles calcium in its reaction with water. *Bastnasite* and *monazite* are the principal ores containing europium. Europium has been identified spectroscopically in the sun and certain stars. Europium isotopes are good neutron absorbers and are being studied for use in nuclear control applications. Europium oxide is now widely used as a phosphor activator and europium-activated yttrium vanadate is in commercial use as the red phosphor in color TV tubes. Europium-doped plastic has been used as a laser material. With the development of ion-exchange techniques and special processes, the cost of the metal has been greatly reduced in recent years. Natural europium contains two stable isotopes. Thirty-five other radioactive isotopes and isomers are known. Europium is one of the rarest and most

costly of the rare-earth metals. It is priced at about \$60/g (99.9% pure).

Fermium — (Enrico Fermi [1901–1954], nuclear physicist), Fm; at. wt. [257]; at. no. 100; m.p. 1527 °C. Fermium, the eighth transuranium element of the actinide series to be discovered, was identified by Ghiorso and co-workers in 1952 in the debris from a thermonuclear explosion in the Pacific in work involving the University of California Radiation Laboratory, the Argonne National Laboratory, and the Los Alamos Scientific Laboratory. The isotope produced was the 20-hour ^{255}Fm . During 1953 and early 1954, while discovery of elements 99 and 100 was withheld from publication for security reasons, a group from the Nobel Institute of Physics in Stockholm bombarded ^{238}U with ^{16}O ions, and isolated a 30-min α -emitter, which they ascribed to $^{250}\text{100}$, without claiming discovery of the element. This isotope has since been identified positively, and the 30-min half-life confirmed. The chemical properties of fermium have been studied solely with tracer amounts, and in normal aqueous media only the (III) oxidation state appears to exist. The isotope ^{254}Fm and heavier isotopes can be produced by intense neutron irradiation of lower elements such as plutonium by a process of successive neutron capture interspersed with beta decays until these mass numbers and atomic numbers are reached. Twenty isotopes and isomers of fermium are known to exist. ^{257}Fm , with a half-life of about 100.5 days, is the longest lived. ^{250}Fm , with a half-life of 30 min, has been shown to be a product of decay of Element $^{254}\text{102}$. It was by chemical identification of ^{250}Fm that production of Element 102 (nobelium) was confirmed. Fermium would probably have chemical properties resembling erbium.

Fluorine — (L. and F. *fluere*, flow, or flux), F; at. wt. 18.9984032(5); at. no. 9; m.p. –219.67 °C (1 atm); b.p. –188.12 °C (1 atm); t_c –129.02 °C; density 1.696 g/L (0 °C, 1 atm); liq. den. at b.p. 1.50 g/cm³; valence 1. In 1529, Georgius Agricola described the use of fluorspar as a flux, and as early as 1670 Schwandhard found that glass was etched when exposed to fluorspar treated with acid. Scheele and many later investigators, including Davy, Gay-Lussac, Lavoisier, and Thenard, experimented with hydrofluoric acid, some experiments ending in tragedy. The element was finally isolated in 1886 by Moisson after nearly 74 years of continuous effort. Fluorine occurs chiefly in *fluorspar* (CaF_2) and *cryolite* (Na_3AlF_6), and is in *topaz* and other minerals. It is a member of the halogen family of elements, and is obtained by electrolyzing a solution of potassium hydrogen fluoride in anhydrous hydrogen fluoride in a vessel of metal or transparent fluorspar. Modern commercial production methods are essentially variations on the procedures first used by Moisson. Fluorine is the most electronegative and reactive of all elements. It is a pale yellow, corrosive gas, which reacts with practically all organic and inorganic substances. Finely divided metals, glass, ceramics, carbon, and even water burn in fluorine with a bright flame. Until World War II, there was no commercial production of elemental fluorine. The atom bomb project and nuclear energy applications, however, made it necessary to produce large quantities. Safe handling techniques have now been developed and it is possible at present to transport liquid fluorine by the ton. Fluorine and its compounds are used in producing uranium (from the hexafluoride) and more than 100 commercial fluorochemicals, including many well-known high-temperature plastics. Hydrofluoric acid is extensively used for etching the glass of light bulbs, etc. Fluorochlorohydrocarbons have been extensively used in air

conditioning and refrigeration. However, in recent years the U.S. and other countries have been phasing out ozone-depleting substances, such as the fluorochlorohydrocarbons that have been used in these applications. It has been suggested that fluorine might be substituted for hydrogen wherever it occurs in organic compounds, which could lead to an astronomical number of new fluorine compounds. The presence of fluorine as a soluble fluoride in drinking water to the extent of 2 ppm may cause mottled enamel in teeth, when used by children acquiring permanent teeth; in smaller amounts, however, fluorides are said to be beneficial and used in water supplies to prevent dental cavities. Elemental fluorine has been studied as a rocket propellant as it has an exceptionally high specific impulse value. Compounds of fluorine with rare gases have now been confirmed. Fluorides of xenon, radon, and krypton are among those known. Elemental fluorine and the fluoride ion are highly toxic. The free element has a characteristic pungent odor, detectable in concentrations as low as 20 ppb, which is below the safe working level. The recommended maximum allowable concentration for a daily 8-hour time-weighted exposure is 1 ppm. Fluorine is known to have fourteen isotopes.

Francium — (France), Fr; at. no. 87; at. wt. [223]; m.p. 27 °C; valence 1. Discovered in 1939 by Mlle. Marguerite Perey of the Curie Institute, Paris. Francium, the heaviest known member of the alkali metal series, occurs as a result of an alpha disintegration of actinium. It can also be made artificially by bombarding thorium with protons. While it occurs naturally in uranium minerals, there is probably less than an ounce of francium at any time in the total crust of the earth. It has the highest equivalent weight of any element, and is the most unstable of the first 101 elements of the periodic system. Thirty-six isotopes and isomers of francium are recognized. The longest lived $^{223}\text{Fr}(\text{Ac}, \text{K})$, a daughter of ^{227}Ac , has a half-life of 21.8 min. This is the only isotope of francium occurring in nature. Because all known isotopes of francium are highly unstable, knowledge of the chemical properties of this element comes from radiochemical techniques. No weighable quantity of the element has been prepared or isolated. The chemical properties of francium most closely resemble cesium. In 1996, researchers Orozco, Sprouse, and co-workers at the State University of New York, Stony Brook, reported that they had produced francium atoms by bombarding ^{18}O atoms at a gold target heated almost to its melting point. Collisions between gold and oxygen nuclei created atoms of francium-210 which had 87 protons and 123 neutrons. This team reported they had generated about 1 million francium-210 ions per second and held 1000 or more atoms at a time for about 20 secs in a magnetic trap they had devised before the atoms decayed or escaped. Enough francium was trapped so that a videocamera could capture the light given off by the atoms as they fluoresced. A cluster of about 10,000 francium atoms appeared as a glowing sphere about 1 mm in diameter. It is thought that the francium atoms could serve as miniature laboratories for probing interactions between electrons and quarks.

Gadolinium — (*gadolinite*, a mineral named for Gadolin, a Finnish chemist), Gd; at. wt. 157.25(3); at. no. 64; m.p. 1313 °C; b.p. 3273 °C; sp. gr. 7.901 (25 °C); valence 3. Gadolinia, the oxide of gadolinium, was separated by Marignac in 1880 and Lecoq de Boisbaudran independently isolated the element from Mosander's "yttria" in 1886. The element was named for the mineral *gadolinite* from which this rare earth was originally

obtained. Gadolinium is found in several other minerals, including *monazite* and *bastnasite*, which are of commercial importance. The element has been isolated only in recent years. With the development of ion-exchange and solvent extraction techniques, the availability and price of gadolinium and the other rare-earth metals have greatly improved. Thirty-one isotopes and isomers of gadolinium are now recognized; seven are stable and occur naturally. The metal can be prepared by the reduction of the anhydrous fluoride with metallic calcium. As with other related rare-earth metals, it is silvery white, has a metallic luster, and is malleable and ductile. At room temperature, gadolinium crystallizes in the hexagonal, close-packed α form. Upon heating to 1235 °C, α gadolinium transforms into the β form, which has a body-centered cubic structure. The metal is relatively stable in dry air, but in moist air it tarnishes with the formation of a loosely adhering oxide film which splits off and exposes more surface to oxidation. The metal reacts slowly with water and is soluble in dilute acid. Gadolinium has the highest thermal neutron capture cross-section of any known element (49,000 barns). Natural gadolinium is a mixture of seven isotopes. Two of these, ^{155}Gd and ^{157}Gd , have excellent capture characteristics, but they are present naturally in low concentrations. As a result, gadolinium has a very fast burnout rate and has limited use as a nuclear control rod material. It has been used in making gadolinium yttrium garnets, which have microwave applications. Compounds of gadolinium are used in making phosphors for color TV tubes. The metal has unusual superconductive properties. As little as 1% gadolinium has been found to improve the workability and resistance of iron, chromium, and related alloys to high temperatures and oxidation. Gadolinium ethyl sulfate has extremely low noise characteristics and may find use in duplicating the performance of amplifiers, such as the maser. The metal is ferromagnetic. Gadolinium is unique for its high magnetic moment and for its special Curie temperature (above which ferromagnetism vanishes) lying just at room temperature. This suggests uses as a magnetic component that senses hot and cold. The price of the metal is about \$5/g (99.9% purity).

Gallium — (L. *Gallia*, France), Ga; at. wt. 69.723(1); at. no. 31; m.p. 29.76 °C; b.p. 2204 °C; sp. gr. 5.904 (29.6 °C) solid; sp. gr. 6.095 (29.6 °C) liquid; valence 2 or 3. Predicted and described by Mendeleev as ekaaluminum, and discovered spectroscopically by Lecoq de Boisbaudran in 1875, who in the same year obtained the free metal by electrolysis of a solution of the hydroxide in KOH, Gallium is often found as a trace element in *diaspore*, *sphalerite*, *germanite*, *bauxite*, and *coal*. Some flue dusts from burning coal have been shown to contain as much as 1.5% gallium. It is the only metal, except for mercury, cesium, and rubidium, which can be liquid near room temperatures; this makes possible its use in high-temperature thermometers. It has one of the longest liquid ranges of any metal and has a low vapor pressure even at high temperatures. There is a strong tendency for gallium to supercool below its freezing point. Therefore, seeding may be necessary to initiate solidification. Ultra-pure gallium has a beautiful, silvery appearance, and the solid metal exhibits a conchoidal fracture similar to glass. The metal expands 3.1% on solidifying; therefore, it should not be stored in glass or metal containers, as they may break as the metal solidifies. Gallium wets glass or porcelain, and forms a brilliant mirror when it is painted on glass. It is widely used in doping semiconductors and producing solid-state devices such as transistors. High-purity gallium is attacked slowly only by

mineral acids. Magnesium gallate containing divalent impurities such as Mn^{+2} is finding use in commercial ultraviolet activated powder phosphors. Gallium nitride has been used to produce blue light-emitting diodes such as those used in CD and DVD readers. Gallium has found application in the Gallex Detector Experiment located in the Gran Sasso Underground Laboratory in Italy. This underground facility has been built by the Italian Istituto Nazionale di Fisica Nucleare in the middle of a highway tunnel through the Abruzzese mountains, about 150 km east of Rome. In this experiment, 30.3 tons of gallium in the form of 110 tons of $\text{GaCl}_3\text{-HCl}$ solution are being used to detect solar neutrinos. The production of ^{71}Ge from gallium is being measured. Gallium arsenide is capable of converting electricity directly into coherent light. Gallium readily alloys with most metals, and has been used as a component in low melting alloys. Its toxicity appears to be of a low order, but it should be handled with care until more data are forthcoming. Natural gallium contains two stable isotopes. Twenty-six other isotopes, one of which is an isomer, are known. The metal can be supplied in ultrapure form (99.9999+%). The cost is about \$5/g (99.999%).

Germanium — (L. *Germania*, Germany), Ge; at. wt. 72.63(1); at. no. 32; m.p. 938.25 °C; b.p. 2833 °C; sp. gr. 5.323 (25 °C); valence 2 and 4. Predicted by Mendeleev in 1871 as *ekasilicon*, and discovered by Winkler in 1886. The metal is found in *argyrodite*, a sulfide of germanium and silver; in *germanite*, which contains 8% of the element; in zinc ores; in coal; and in other minerals. The element is frequently obtained commercially from flue dusts of smelters processing zinc ores, and has been recovered from the by-products of combustion of certain coals. Its presence in coal insures a large reserve of the element in the years to come. Germanium can be separated from other metals by fractional distillation of its volatile tetrachloride. The tetrachloride may then be hydrolyzed to give GeO_2 ; the dioxide can be reduced with hydrogen to give the metal. Recently developed zone-refining techniques permit the production of germanium of ultra-high purity. The element is a gray-white metalloid, and in its pure state is crystalline and brittle, retaining its luster in air at room temperature. It is a very important semiconductor material. Zone-refining techniques have led to production of crystalline germanium for semiconductor use with an impurity of only one part in 10^{10} . Doped with arsenic, gallium, or other elements, it is used as a transistor element in thousands of electronic applications. Its application in fiber optics and infrared optical systems now provides the largest use for germanium. Germanium is also finding many other applications including use as an alloying agent, as a phosphor in fluorescent lamps, and as a catalyst. Germanium and germanium oxide are transparent to the infrared and are used in infrared spectrometers and other optical equipment, including extremely sensitive infrared detectors. Germanium oxide's high index of refraction and dispersion make it useful as a component of glasses used in wide-angle camera lenses and microscope objectives. The field of organogermanium chemistry is becoming increasingly important. Certain germanium compounds have a low mammalian toxicity, but a marked activity against certain bacteria, which makes them of interest as chemotherapeutic agents. The cost of germanium is about \$10/g (99.999% purity). Thirty isotopes and isomers are known, five of which occur naturally.

Gold — (Sanskrit *Jval*; Anglo-Saxon *gold*), Au (L. *aurum*, gold); at. wt. 196.966569(4); at. no. 79; m.p. 1064.18 °C; b.p. 2856 °C;

sp. gr. ~19.3 (20 °C); valence 1 or 3. Known and highly valued from earliest times, gold is found in nature as the free metal and in tellurides; it is very widely distributed and is almost always associated with quartz or pyrite. It occurs in veins and alluvial deposits, and is often separated from rocks and other minerals by sluicing and panning operations. About 25% of the world's gold output comes from South Africa, and about two thirds of the total U.S. production now comes from South Dakota and Nevada. The metal is recovered from its ores by cyaniding, amalgamating, and smelting processes. Refining is also frequently done by electrolysis. Gold occurs in sea water to the extent of 0.1 to 2 mg/ton, depending on the location where the sample is taken. As yet, no method has been found for recovering gold from sea water profitably. It is estimated that all the gold in the world, so far refined, could be placed in a single cube 60 ft on a side. Of all the elements, gold in its pure state is undoubtedly the most beautiful. It is metallic, having a yellow color when in a mass, but when finely divided it may be black, ruby, or purple. The Purple of Cassius is a delicate test for auric gold. It is the most malleable and ductile metal; 1 oz. of gold can be beaten out to 300 ft². It is a soft metal and is usually alloyed to give it more strength. It is a good conductor of heat and electricity, and is unaffected by air and most reagents. It is used in coinage and is a standard for monetary systems in many countries. It is also extensively used for jewelry, decoration, dental work, and for plating. It is used for coating certain space satellites, as it is a good reflector of infrared and is inert. Gold, like other precious metals, is measured in troy weight; when alloyed with other metals, the term *carat* is used to express the amount of gold present, 24 carats being pure gold. For many years the value of gold was set by the U.S. at \$20.67/troy ounce; in 1934 this value was fixed by law at \$35.00/troy ounce, 9/10th fine. On March 17, 1968, because of a gold crisis, a two-tiered pricing system was established whereby gold was still used to settle international accounts at the old \$35.00/troy ounce price while the price of gold on the private market would be allowed to fluctuate. Since this time, the price of gold on the free market has fluctuated widely. The price of gold on the free market reached a price of \$620/troy oz. in January 1980. More recently, the U.K. and other nations, including the I.M.F. have sold or threatened to sell a sizeable portion of their gold reserves. This has caused wide fluctuations in the price of gold. Because this has damaged the economy of some countries, a moratorium for a few years has been declared. This has tended to stabilize temporarily the price of gold. The most common gold compounds are auric chloride (AuCl_3) and chlorauric acid (HAuCl_4), the latter being used in photography for toning the silver image. Gold has forty-eight recognized isotopes and isomers; ^{198}Au , with a half-life of 2.7 days, is used for treating cancer and other diseases. Disodium aurothiomalate is administered intramuscularly as a treatment for arthritis. A mixture of one part nitric acid with three of hydrochloric acid is called *aqua regia* (because it dissolved gold, the King of Metals). Gold is available commercially with a purity of 99.999+%. For many years the temperature assigned to the freezing point of gold has been 1063.0 °C; this has served as a calibration point for the International Temperature Scales (ITS-27 and ITS-48) and the International Practical Temperature Scale (IPTS-48). In 1968, a new International Practical Temperature Scale (IPTS-68) was adopted, which demanded that the freezing point of gold be changed to 1064.43 °C. In 1990 a new International Temperature Scale (ITS-90) was adopted bringing the t.p.

(triple point) of H_2O (t_0 , °C)) to 0.01 °C and the freezing point of gold to 1064.18 °C. The specific gravity of gold has been found to vary considerably depending on temperature, how the metal is precipitated, and cold-worked. As of December 2001, gold was priced at about \$275/troy oz. (\$8.50/g).

Hafnium — (*Hafnia*, Latin name for Copenhagen), Hf; at. wt. 178.49(2); at. no. 72; m.p. 2233 °C; b.p. 4603 °C; sp. gr. 13.31 (20 °C); valence 4. Hafnium was thought to be present in various minerals and concentrations many years prior to its discovery, in 1923, credited to D. Coster and G. von Hevesey. On the basis of the Bohr theory, the new element was expected to be associated with zirconium. It was finally identified in *zircon* from Norway, by means of X-ray spectroscopic analysis. It was named in honor of the city in which the discovery was made. Most zirconium minerals contain 1 to 5% hafnium. It was originally separated from zirconium by repeated recrystallization of the double ammonium or potassium fluorides by von Hevesey and Jantzen. Metallic hafnium was first prepared by van Arkel and deBoer by passing the vapor of the tetraiodide over a heated tungsten filament. Almost all hafnium metal now produced is made by reducing the tetrachloride with magnesium or with sodium (Kroll Process). Hafnium is a ductile metal with a brilliant silver luster. Its properties are considerably influenced by the impurities of zirconium present. Of all the elements, zirconium and hafnium are two of the most difficult to separate. Their chemistry is almost identical; however, the density of zirconium is about half that of hafnium. Very pure hafnium has been produced, with zirconium being the major impurity. Natural hafnium contains six isotopes, one of which is slightly radioactive. Hafnium has a total of 41 recognized isotopes and isomers. Because hafnium has a good absorption cross section for thermal neutrons (almost 600 times that of zirconium), has excellent mechanical properties, and is extremely corrosion resistant, it is used for reactor control rods. Such rods are used in nuclear submarines. Hafnium has been successfully alloyed with iron, titanium, niobium, tantalum, and other metals. Hafnium carbide is the most refractory binary composition known, and the nitride is the most refractory of all known metal nitrides (m.p. 3310 °C). Hafnium is used in gas-filled and incandescent lamps, and is an efficient "getter" for scavenging oxygen and nitrogen. Finely divided hafnium is pyrophoric and can ignite spontaneously in air. Care should be taken when machining the metal or when handling hot sponge hafnium. At 700 °C hafnium rapidly absorbs hydrogen to form the composition $\text{HfH}_{1.86}$. Hafnium is resistant to concentrated alkalis, but at elevated temperatures reacts with oxygen, nitrogen, carbon, boron, sulfur, and silicon. Halogens react directly to form tetrahalides. The price of the metal is about \$2/g. The yearly demand for hafnium in the U.S. is now in excess of 50,000 kg.

Hahnium — A name previously used for Element 105, now named *dubnium*.

Hassium — (named for the German state, Hesse) Hs; at. wt. [277]; at. no. 108. This element was first synthesized and identified in 1964 by the same G.S.I. Darmstadt Group who first identified *Bohrium* and *Meitnerium*. Presumably this element has chemical properties similar to osmium. Isotope $^{265}\text{108}$ was produced using a beam of ^{58}Fe projectiles, produced by the Universal Linear Accelerator (UNILAC) to bombard a ^{208}Pb target. Discovery of *Bohrium* and *Meitnerium* was made using detection of isotopes with odd proton and neutron numbers.

Elements having even atomic numbers have been thought to be less stable against spontaneous fission than odd elements. The production of $^{265}\text{108}$ in the same reaction as was used at G.S.I. was confirmed at Dubna with detection of the seventh member of the decay chain ^{253}Es . Isotopes of *Hassium* are believed to decay by spontaneous fission, explaining why 109 was produced before 108. Isotope $^{265}\text{108}$ and $^{266}\text{108}$ are thought to decay to $^{261}\text{106}$, which in turn decay to $^{257}\text{104}$ and $^{253}\text{102}$. The IUPAC adopted the name *Hassium* after the German state of Hesse in September 1997. In June 2001 it was announced that hassium is now the heaviest element to have its chemical properties analyzed. A research team at the UNILAC heavy-ion accelerator in Darmstadt, Germany built an instrument to detect and analyze hassium. Atoms of curium-248 were collided with atoms of magnesium-26, producing about 6 atoms of hassium with a half-life of 9 sec. This was sufficiently long to obtain data showing that hassium atoms react with oxygen to form hassium oxide molecules. These condensed at a temperature consistent with the behavior of Group 8 elements. This experiment appears to confirm hassium's location under osmium in the periodic table.

Helium — (Gr. *helios*, the sun), He; at. wt. 4.002602(2); at. no. 2; b.p. — 268.93 °C; t_c — 267.96 °C; density 0.1785 g/L (0 °C, 1 atm); liquid density 0.125 g/mL at b.p.; valence usually 0. Evidence of the existence of helium was first obtained by Janssen during the solar eclipse of 1868 when he detected a new line in the solar spectrum; Lockyer and Frankland suggested the name *helium* for the new element; in 1895, Ramsay discovered helium in the uranium mineral *cleveite*, and it was independently discovered in *cleveite* by the Swedish chemists Cleve and Langlet about the same time. Rutherford and Royds in 1907 demonstrated that α particles are helium nuclei. Except for hydrogen, helium is the most abundant element found throughout the universe. Helium is extracted from natural gas; all natural gas contains at least trace quantities of helium. It has been detected spectroscopically in great abundance, especially in the hotter stars, and it is an important component in both the proton-proton reaction and the carbon cycle, which account for the energy of the sun and stars. The fusion of hydrogen into helium provides the energy of the hydrogen bomb. The helium content of the atmosphere is about 1 part in 200,000. It is present in various radioactive minerals as a decay product. Much of the world's supply of helium is obtained from wells in Texas, Colorado, and Kansas. The only other known helium extraction plants, outside the United States, in 1999 were in Poland, Russia, China, Algeria, and India. The cost of helium has fallen from \$2500/ft³ in 1915 to about 2.5¢/cu.ft. (.028 cu meters) in 1999. Helium has the lowest melting point of any element and has found wide use in cryogenic research, as its boiling point is close to absolute zero. Its use in the study of superconductivity is vital. Using liquid helium, Kurti and co-workers, and others, have succeeded in obtaining temperatures of a few microkelvins by the adiabatic demagnetization of copper nuclei, starting from about 0.01 K. Liquid helium (He^4) exists in two forms: He^4I and He^4II , with a sharp transition point at 2.174 K (3.83 cm Hg). He^4I (above this temperature) is a normal liquid, but He^4II (below it) is unlike any other known substance. It expands on cooling; its conductivity for heat is enormous; and neither its heat conduction nor viscosity obeys normal rules. It has other peculiar properties. Helium is the only liquid that cannot be solidified by lowering the temperature. It remains liquid down to absolute zero at ordinary pressures, but it can readily be solidified by increasing

the pressure. Solid ^3He and ^4He are unusual in that both can readily be changed in volume by more than 30% by application of pressure. The specific heat of helium gas is unusually high. The density of helium vapor at the normal boiling point is also very high, with the vapor expanding greatly when heated to room temperature. Containers filled with helium gas at 5 to 10 K should be treated as though they contained liquid helium due to the large increase in pressure resulting from warming the gas to room temperature. While helium normally has a 0 valence, it seems to have a weak tendency to combine with certain other elements. Means of preparing helium difluoride have been studied, and species such as HeNe and the molecular ions He^+ and He^{++} have been investigated. Helium is widely used as an inert gas shield for arc welding; as a protective gas in growing silicon and germanium crystals, and in titanium and zirconium production; as a cooling medium for nuclear reactors, and as a gas for supersonic wind tunnels. A mixture of helium and oxygen is used as an artificial atmosphere for divers and others working under pressure. Different ratios of He/O_2 are used for different depths at which the diver is operating. Helium is extensively used for filling balloons as it is a much safer gas than hydrogen. One of the recent largest uses for helium has been for pressurizing liquid fuel rockets. A Saturn booster such as used on the Apollo lunar missions required about 13 million ft^3 of helium for a firing, plus more for checkouts. Liquid helium's use in magnetic resonance imaging (MRI) continues to increase as the medical profession accepts and develops new uses for the equipment. This equipment is providing accurate diagnoses of problems where exploratory surgery has previously been required to determine problems. Another medical application that is being developed uses MRI to determine by blood analysis whether a patient has any form of cancer. Lifting gas applications are increasing. Various companies in addition to Goodyear, are now using "blimps" for advertising. The Navy and the Air Force are investigating the use of airships to provide early warning systems to detect low-flying cruise missiles. The Drug Enforcement Agency has used radar-equipped blimps to detect drug smugglers along the southern border of the U.S. In addition, NASA is currently using helium-filled balloons to sample the atmosphere in Antarctica to determine what is depleting the ozone layer that protects Earth from harmful U.V. radiation. Research on and development of materials which become superconductive at temperatures well above the boiling point of helium could have a major impact on the demand for helium. Less costly refrigerants having boiling points considerably higher could replace the present need to cool such superconductive materials to the boiling point of helium. Natural helium contains two stable isotopes ^3He and ^4He . ^3He is present in very small quantities. Six other isotopes of helium are now recognized.

Holmium — (L. *Holmia*, for Stockholm), Ho; at. wt. 164.93032(2); at. no 67; m.p. 1472°C ; b.p. 2700°C ; sp. gr. 8.795 (25°C); valence + 3. The spectral absorption bands of holmium were noticed in 1878 by the Swiss chemists Delafontaine and Soret, who announced the existence of an "Element X." Cleve, of Sweden, later independently discovered the element while working on erbia earth. The element is named after Cleve's native city. Pure holmia, the yellow oxide, was prepared by Homberg in 1911. Holmium occurs in *gadolinite*, *monazite*, and in other rare-earth minerals. It is commercially obtained from monazite, occurring in that mineral to the extent of about 0.05%. It has been isolated by the reduction of its anhydrous chloride or fluoride with calcium metal. Pure holmium has a metallic

to bright silver luster. It is relatively soft and malleable, and is stable in dry air at room temperature, but rapidly oxidizes in moist air and at elevated temperatures. The metal has unusual magnetic properties. Few uses have yet been found for the element. The element, as with other rare earths, seems to have a low acute toxic rating. Natural holmium consists of one isotope ^{165}Ho , which is not radioactive. Holmium has 49 other isotopes known, all of which are radioactive. The price of 99.9% holmium metal is about \$20/g.

Hydrogen — (Gr. *hydro*, water, and *genes*, forming), H; at. wt. [1.00784; 100811]; at. no. 1; m.p. -259.1°C ; b.p. -252.76°C ; t_c -240.18°C ; density 0.08988 g/L; density (liquid) 0.0708 g/mL (-253°C); density (solid) 0.0706 g/mL (-262°C); valence 1. Hydrogen was prepared many years before it was recognized as a distinct substance by Cavendish in 1766. It was named by Lavoisier. Hydrogen is the most abundant of all elements in the universe, and it is thought that the heavier elements were, and still are, being built from hydrogen and helium. It has been estimated that hydrogen makes up more than 90% of all the atoms or three quarters of the mass of the universe. It is found in the sun and most stars, and plays an important part in the proton-proton reaction and carbon-nitrogen cycle, which accounts for the energy of the sun and stars. It is thought that hydrogen is a major component of the planet Jupiter and that at some depth in the planet's interior the pressure is so great that solid molecular hydrogen is converted into solid metallic hydrogen. In 1973, it was reported that a group of Russian experimenters may have produced metallic hydrogen at a pressure of 2.8 Mbar. At the transition the density changed from 1.08 to 1.3 g/cm^3 . Earlier, in 1972, a Livermore (California) group also reported on a similar experiment in which they observed a pressure-volume point centered at 2 Mbar. It has been predicted that metallic hydrogen may be metastable; others have predicted it would be a superconductor at room temperature. On Earth, hydrogen occurs chiefly in combination with oxygen in water, but it is also present in organic matter such as living plants, petroleum, coal, etc. It is present as the free element in the atmosphere, but only to the extent of less than 1 ppm by volume. It is the lightest of all gases, and combines with other elements, sometimes explosively, to form compounds. Great quantities of hydrogen are required commercially for the fixation of nitrogen from the air in the Haber ammonia process and for the hydrogenation of fats and oils. It is also used in large quantities in methanol production, in hydrodealkylation, hydrocracking, and hydrodesulfurization. It is also used as a rocket fuel, for welding, for production of hydrochloric acid, for the reduction of metallic ores, and for filling balloons. The lifting power of 1 ft^3 of hydrogen gas is about 0.076 lb at 0°C , 760 mm pressure. Production of hydrogen in the U.S. alone now amounts to about 3 billion cubic feet per year. It is prepared by the action of steam on heated carbon, by decomposition of certain hydrocarbons with heat, by the electrolysis of water, or by the displacement from acids by certain metals. It is also produced by the action of sodium or potassium hydroxide on aluminum. Liquid hydrogen is important in cryogenics and in the study of superconductivity, as its melting point is only a 20°C above absolute zero. Hydrogen consists of three isotopes, most of which is ^1H . The ordinary isotope of hydrogen, ^1H , is known as *protium*. In 1932, Urey announced the discovery of a stable isotope, deuterium (^2H or D) with an atomic weight of 2. Deuterium is present in natural hydrogen to the extent of 0.015%. Two years later an unstable isotope, tritium (^3H), with

an atomic weight of 3 was discovered. Tritium has a half-life of about 12.32 years. Tritium atoms are also present in natural hydrogen but in a much smaller proportion. Tritium is readily produced in nuclear reactors and is used in the production of the hydrogen bomb. It is also used as a radioactive agent in making luminous paints, and as a tracer. On August 27, 2001 Russian, French, and Japanese physicists working at the Joint Institute for Nuclear Research near Moscow reported they had made "super-heavy hydrogen," which had a nucleus with one proton and four neutrons. Using an accelerator, they used a beam of helium-6 nuclei to strike a hydrogen target, which resulted in the occasional production of a hydrogen-5 nucleus plus a helium-2 nucleus. These unstable particles quickly disintegrated. This resulted in two protons from the He-2, a triton, and two neutrons from the H-5 breakup. Deuterium gas is readily available, without permit, at about \$1/l. Heavy water, deuterium oxide (D_2O), which is used as a moderator to slow down neutrons, is available without permit at a cost of 6¢ to \$1/g, depending on quantity and purity. About 1000 tons (4,400,000 kg) of deuterium oxide (heavy water) are now in use at the Sudbury (Ontario) Neutrino Observatory. This observatory is taking data to provide new revolutionary insight into the properties of neutrinos and into the core of the sun. The heavy water is on loan from Atomic Energy of Canada, Ltd. (AECL). The observatory and detectors are located 6800 ft (2072 m) deep in the Creighton mine of the International Nickel Co., near Sudbury. The heavy water is contained in an acrylic vessel, 12 m in diameter. Neutrinos react with the heavy water to produce Cherenkov radiation. This light is then detected with 9600 photomultiplier tubes surrounding the vessel. The detector laboratory is immensely clean to reduce background radiation, which otherwise hides the very weak signals from neutrinos. Quite apart from isotopes, it has been shown that hydrogen gas under ordinary conditions is a mixture of two kinds of molecules, known as *ortho*- and *para*-hydrogen, which differ from one another by the spins of their electrons and nuclei. Normal hydrogen at room temperature contains 25% of the *para* form and 75% of the *ortho* form. The *ortho* form cannot be prepared in the pure state. Since the two forms differ in energy, the physical properties also differ. The melting and boiling points of *parahydrogen* are about 0.1 °C lower than those of normal hydrogen. Consideration is being given to an entire economy based on solar- and nuclear-generated hydrogen. Located in remote regions, power plants would electrolyze sea water; the hydrogen produced would travel to distant cities by pipelines. Pollution-free hydrogen could replace natural gas, gasoline, etc., and could serve as a reducing agent in metallurgy, chemical processing, refining, etc. It could also be used to convert trash into methane and ethylene. Public acceptance, high capital investment, and the high present cost of hydrogen with respect to current fuels are but a few of the problems facing establishment of such an economy. Hydrogen is being investigated as a substitute for deep-sea diving applications below 300 m. Hydrogen is readily available from air product suppliers.

Indium — (from the brilliant indigo line in its spectrum), In; at. wt. 114.818(3); at. no. 49; m.p. 156.60 °C; b.p. 2072 °C; sp. gr. 7.31 (20 °C); valence 1, 2, or 3. Discovered by Reich and Richter, who later isolated the metal. Indium is most frequently associated with zinc materials, and it is from these that most commercial indium is now obtained; however, it is also found in iron, lead, and copper ores. Until 1924, a gram or so constituted the world's supply of this element in isolated form. It is probably

about as abundant as silver. About 4 million troy ounces of indium are now produced annually in the Free World. Canada is presently producing more than 1,000,000 troy ounces annually. The present cost of indium is about \$2 to \$10/g, depending on quantity and purity. It is available in ultrapure form. Indium is a very soft, silvery-white metal with a brilliant luster. The pure metal gives a high-pitched "cry" when bent. It wets glass, as does gallium. It has found application in making low-melting alloys; an alloy of 24% indium–76% gallium is liquid at room temperature. Indium is used in making bearing alloys, germanium transistors, rectifiers, thermistors, liquid crystal displays, high definition television, batteries, and photoconductors. It can be plated onto metal and evaporated onto glass, forming a mirror as good as that made with silver but with more resistance to atmospheric corrosion. There is evidence that indium has a low order of toxicity; however, care should be taken until further information is available. Seventy isotopes and isomers are now recognized (more than any other element). Natural indium contains two isotopes. One is stable. The other, ^{115}In , comprising 95.71% of natural indium is slightly radioactive with a very long half-life.

Iodine — (Gr. *iodēs*, violet), I; at. wt. 126.90447(3); at. no. 53; m.p. 113.7 °C; b.p. 184.4 °C; t_c 546 °C; density of the gas 11.27 g/l; sp. gr. solid 4.93 (20 °C); valence 1, 3, 5, or 7. Discovered by Courtois in 1811. Iodine, a halogen, occurs sparingly in the form of iodides in sea water from which it is assimilated by seaweeds, in Chilean saltpeter and nitrate-bearing earth, known as *caliche* in brines from old sea deposits, and in brackish waters from oil and salt wells. Ultrapure iodine can be obtained from the reaction of potassium iodide with copper sulfate. Several other methods of isolating the element are known. Iodine is a bluish-black, lustrous solid, volatilizing at ordinary temperatures into a blue-violet gas with an irritating odor; it forms compounds with many elements, but is less active than the other halogens, which displace it from iodides. Iodine exhibits some metallic-like properties. It dissolves readily in chloroform, carbon tetrachloride, or carbon disulfide to form beautiful purple solutions. It is only slightly soluble in water. Iodine compounds are important in organic chemistry and very useful in medicine. Forty-two isotopes and isomers are recognized. Only one stable isotope, ^{127}I , is found in nature. The artificial radioisotope ^{131}I , with a half-life of 8 days, has been used in treating the thyroid gland. The most common compounds are the iodides of sodium and potassium (KI) and the iodates (KIO_3). Lack of iodine is the cause of goiter. Iodides and thyroxine, which contains iodine, are used internally in medicine, and a solution of KI and iodine in alcohol is used for external wounds. Potassium iodide finds use in photography. The deep blue color with starch solution is characteristic of the free element. Care should be taken in handling and using iodine, as contact with the skin can cause lesions; iodine vapor is intensely irritating to the eyes and mucous membranes. Elemental iodine costs about 25 to 75¢/g depending on purity and quantity.

Iridium — (L. *iris*, rainbow), Ir; at. wt. 192.217(3); at. no. 77; m.p. 2446 °C; b.p. 4428 °C; sp. gr. 22.562 (20 °C); valence 3 or 4. Discovered in 1803 by Tennant in the residue left when crude platinum is dissolved by aqua regia. The name iridium is appropriate, for its salts are highly colored. Iridium, a metal of the platinum family, is white, similar to platinum, but with a slight yellowish cast. It is very hard and brittle, making it very hard to machine, form, or work. It is the most corrosion-

resistant metal known, and was used in making the standard meter bar of Paris, which is a 90% platinum–10% iridium alloy. This meter bar was replaced in 1960 as a fundamental unit of length (see under Krypton). Iridium is not attacked by any of the acids nor by aqua regia, but is attacked by molten salts, such as NaCl and NaCN. Iridium occurs uncombined in nature with platinum and other metals of this family in alluvial deposits. It is recovered as a by-product from the nickel mining industry. The largest reserves and production of the platinum group of metals, which includes iridium, is in South Africa, followed by Russia and Canada. The U.S. has only one active mine, located at Nye, MT. The presence of iridium has recently been used in examining the Cretaceous-Tertiary (K-T) boundary. Meteorites contain small amounts of iridium. Because iridium is found widely distributed at the K-T boundary, it has been suggested that a large meteorite or asteroid collided with the Earth, killing the dinosaurs, and creating a large dust cloud and crater. Searches for such a crater point to one in the Yucatan, known as Chicxulub. Iridium has found use in making crucibles and apparatus for use at high temperatures. It is also used for electrical contacts. Its principal use is as a hardening agent for platinum. With osmium, it forms an alloy that is used for tipping pens and compass bearings. The specific gravity of iridium is only very slightly lower than that of osmium, which has been generally credited as being the heaviest known element. Calculations of the densities of iridium and osmium from the space lattices give values of 22.65 and 22.61 g/cm³, respectively. These values may be more reliable than actual physical measurements. At present, therefore, we know that either iridium or osmium is the densest known element, but the data do not yet allow selection between the two. Natural iridium contains two stable isotopes. Forty-five other isotopes, all radioactive, are now recognized. Iridium (99.9%) costs about \$100/g.

Iron — (Anglo-Saxon, *iron*), Fe (L. *ferrum*); at. wt. 55.845(2); at. no. 26; m.p. 1538 °C; b.p. 2861 °C; sp. gr. 7.874 (20 °C); valence 2, 3, 4, or 6. The use of iron is prehistoric. Genesis mentions that Tubal-Cain, seven generations from Adam, was “an instructor of every artificer in brass and iron.” A remarkable iron pillar, dating to about A.D. 400, remains standing today in Delhi, India. This solid shaft of wrought iron is about 7¼ m high by 40 cm in diameter. Corrosion to the pillar has been minimal although it has been exposed to the weather since its erection. Iron is a relatively abundant element in the universe. It is found in the sun and many types of stars in considerable quantity. It has been suggested that the iron we have here on Earth may have originated in a supernova. Iron is a very difficult element to produce in ordinary nuclear reactions, such as would take place in the sun. Iron is found native as a principal component of a class of iron–nickel meteorites known as *siderites*, and is a minor constituent of the other two classes of meteorites. The core of the Earth, 2150 miles in radius, is thought to be largely composed of iron with about 10% occluded hydrogen. The metal is the fourth most abundant element, by weight, making up the crust of the Earth. The most common ore is *hematite* (Fe₂O₃). Magnetite (Fe₃O₄) is frequently seen as *black sands* along beaches and banks of streams. *Lodestone* is another form of magnetite. *Taconite* is becoming increasingly important as a commercial ore. Iron is a vital constituent of plant and animal life, and appears in hemoglobin. The pure metal is not often encountered in commerce, but is usually alloyed with carbon or other metals. The pure metal is very reactive chemically, and rapidly corrodes, especially in moist

air or at elevated temperatures. It has four allotropic forms, or ferrites, known as α , β , γ , and δ , with transition points at 700, 928, and 1530 °C. The α form is magnetic, but when transformed into the β form, the magnetism disappears although the lattice remains unchanged. The relations of these forms are peculiar. Pig iron is an alloy containing about 3% carbon with varying amounts of S, Si, Mn, and P. It is hard, brittle, fairly fusible, and is used to produce other alloys, including steel. Wrought iron contains only a few tenths of a percent of carbon, is tough, malleable, less fusible, and usually has a “fibrous” structure. Carbon steel is an alloy of iron with carbon, with small amounts of Mn, S, P, and Si. Alloy steels are carbon steels with other additives such as nickel, chromium, vanadium, etc. Iron is the cheapest and most abundant, useful, and important of all metals. Natural iron contains four isotopes. Twenty-six other isotopes and isomers, all radioactive, are now recognized.

Krypton — (Gr. *kryptos*, hidden), Kr; at. wt. 83.798(2); at. no. 36; m.p. –157.36 °C; b.p. –153.34 ± 0.10 °C; t_c –63.67 °C; density 3.733 g/L (0 °C); valence usually 0. Discovered in 1898 by Ramsay and Travers in the residue left after liquid air had nearly boiled away, krypton is present in the air to the extent of about 1 ppm. The atmosphere of Mars has been found to contain 0.3 ppm of krypton. It is one of the “noble” gases. It is characterized by its brilliant green and orange spectral lines. Naturally occurring krypton contains six stable isotopes. Thirty other unstable isotopes and isomers are now recognized. The spectral lines of krypton are easily produced and some are very sharp. In 1960 it was internationally agreed that the fundamental unit of length, the meter, should be defined in terms of the orange-red spectral line of ⁸⁶Kr. This replaced the standard meter of Paris, which was defined in terms of a bar made of a platinum–iridium alloy. In October 1983 the meter was again redefined by the International Bureau of Weights and Measures as being the length of path traveled by light in a vacuum during a time interval of 1/299,792,458 of a second. Solid krypton is a white crystalline substance with a face-centered cubic structure that is common to all the rare gases. While krypton is generally thought of as a noble gas that normally does not combine with other elements, the existence of some krypton compounds has been established. Krypton difluoride has been prepared in gram quantities and can be made by several methods. A higher fluoride of krypton and a salt of an oxyacid of krypton also have been prepared. Molecule-ions of ArKr⁺ and KrH⁺ have been identified and investigated, and evidence is provided for the formation of KrXe or KrXe⁺. Krypton clathrates have been prepared with hydroquinone and phenol. ⁸⁵Kr has found recent application in chemical analysis. By imbedding the isotope in various solids, *kryptonates* are formed. The activity of these kryptonates is sensitive to chemical reactions at the surface. Estimates of the concentration of reactants are therefore made possible. Krypton is used in certain photographic flash lamps for high-speed photography. Uses thus far have been limited because of its high cost. Krypton gas presently costs about \$690/100 L.

Kurchatovium — See Rutherfordium.

Lanthanum — (Gr. *lanthanein*, to lie hidden), La; at. wt. 138.90547(7); at. no. 57; m.p. 920 °C; b.p. 3464 °C; sp. gr. 6.145 (25 °C); valence 3. Mosander in 1839 extracted a new earth *lanthana*, from impure cerium nitrate, and recognized the new element. Lanthanum is found in rare-earth minerals such as *cerite*, *monazite*, *allanite*, and *bastnasite*. Monazite

and bastnasite are principal ores in which lanthanum occurs in percentages up to 25 and 38%, respectively. Misch metal, used in making lighter flints, contains about 25% lanthanum. Lanthanum was isolated in relatively pure form in 1923. Ion-exchange and solvent extraction techniques have led to much easier isolation of the so-called "rare-earth" elements. The availability of lanthanum and other rare earths has improved greatly in recent years. The metal can be produced by reducing the anhydrous fluoride with calcium. Lanthanum is silvery white, malleable, ductile, and soft enough to be cut with a knife. It is one of the most reactive of the rare-earth metals. It oxidizes rapidly when exposed to air. Cold water attacks lanthanum slowly, and hot water attacks it much more rapidly. The metal reacts directly with elemental carbon, nitrogen, boron, selenium, silicon, phosphorus, sulfur, and with halogens. At 310 °C, lanthanum changes from a hexagonal to a face-centered cubic structure, and at 865 °C it again transforms into a body-centered cubic structure. Natural lanthanum is a mixture of two isotopes, one of which is stable and one of which is radioactive with a very long half-life. Thirty other radioactive isotopes are recognized. Rare-earth compounds containing lanthanum are extensively used in carbon lighting applications, especially by the motion picture industry for studio lighting and projection. This application consumes about 25% of the rare-earth compounds produced. La_2O_3 improves the alkali resistance of glass, and is used in making special optical glasses. Small amounts of lanthanum, as an additive, can be used to produce nodular cast iron. There is current interest in hydrogen sponge alloys containing lanthanum. These alloys take up to 400 times their own volume of hydrogen gas, and the process is reversible. Heat energy is released every time they do so; therefore these alloys have possibilities in energy conservation systems. Lanthanum and its compounds have a low to moderate acute toxicity rating; therefore, care should be taken in handling them. The metal costs about \$2/g (99.9%).

Lawrencium — (Ernest O. Lawrence [1901–1958], inventor of the cyclotron), Lr; at. no. 103; at. mass no. [262]; valence + 3(?). This member of the 5f transition elements (actinide series) was discovered in March 1961 by A. Ghiorso, T. Sikkeland, A. E. Larsh, and R. M. Latimer. A 3- μg californium target, consisting of a mixture of isotopes of mass number 249, 250, 251, and 252, was bombarded with either ^{10}B or ^{11}B . The electrically charged transmutation nuclei recoiled with an atmosphere of helium and were collected on a thin copper conveyor tape which was then moved to place collected atoms in front of a series of solid-state detectors. The isotope of element 103 produced in this way decayed by emitting an 8.6-MeV alpha particle with a half-life of 8 s. In 1967, Flerov and associates of the Dubna Laboratory reported their inability to detect an alpha emitter with a half-life of 8 s which was assigned by the Berkeley group to $^{257}\text{103}$. This assignment has been changed to ^{258}Lr or ^{259}Lr . In 1965, the Dubna workers found a longer-lived lawrencium isotope, ^{256}Lr , with a half-life of 35 s. In 1968, Ghiorso and associates at Berkeley were able to use a few atoms of this isotope to study the oxidation behavior of lawrencium. Using solvent extraction techniques and working very rapidly, they extracted lawrencium ions from a buffered aqueous solution into an organic solvent, completing each extraction in about 30 s. It was found that lawrencium behaves differently from depositive nobelium and more like the tripositive elements

earlier in the actinide series. Ten isotopes of lawrencium are now recognized.

Lead — (Anglo-Saxon *lead*), Pb (L. *plumbum*); at. wt. 207.2(1); at. no. 82; m.p. 327.46 °C; b.p. 1749 °C; sp. gr. 11.35 (20 °C); valence 2 or 4. Long known, mentioned in Exodus. The alchemists believed lead to be the oldest metal and associated it with the planet Saturn. Native lead occurs in nature, but it is rare. Lead is obtained chiefly from *galena* (PbS) by a roasting process. *Anglesite* (PbSO_4), *cerussite* (PbCO_3), and *minim* (Pb_3O_4) are other common lead minerals. Lead is a bluish-white metal of bright luster, is very soft, highly malleable, ductile, and a poor conductor of electricity. It is very resistant to corrosion; lead pipes bearing the insignia of Roman emperors, used as drains from the baths, are still in service. It is used in containers for corrosive liquids (such as sulfuric acid) and may be toughened by the addition of a small percentage of antimony or other metals. Natural lead is a mixture of four stable isotopes: ^{204}Pb (1.4%), ^{206}Pb (24.1%), ^{207}Pb (22.1%), and ^{208}Pb (52.4%). Lead isotopes are the end products of each of the three series of naturally occurring radioactive elements: ^{206}Pb for the uranium series, ^{207}Pb for the actinium series, and ^{208}Pb for the thorium series. Forty-three other isotopes of lead, all of which are radioactive, are recognized. Its alloys include solder, type metal, and various antifriction metals. Great quantities of lead, both as the metal and as the dioxide, are used in storage batteries. Lead is also used for cable covering, plumbing, and ammunition. The metal is very effective as a sound absorber, is used as a radiation shield around X-ray equipment and nuclear reactors, and is used to absorb vibration. Lead, alloyed with tin, is used in making organ pipes. White lead, the basic carbonate, sublimed white lead (PbSO_4), chrome yellow (PbCrO_4), red lead (Pb_3O_4), and other lead compounds are used extensively in paints, although in recent years the use of lead in paints has been drastically curtailed to eliminate or reduce health hazards. Lead oxide is used in producing fine "crystal glass" and "flint glass" of a high index of refraction for achromatic lenses. The nitrate and the acetate are soluble salts. Lead salts such as lead arsenate have been used as insecticides, but their use in recent years has been practically eliminated in favor of less harmful organic compounds. Care must be used in handling lead as it is a cumulative poison. Environmental concern with lead poisoning led to elimination of lead tetraethyl in gasoline. The U.S. Occupational Safety and Health Administration (OSHA) has recommended that industries limit airborne lead to 50 $\mu\text{g}/\text{cu. meter}$. Lead is priced at about 90¢/kg (99.9%).

Lithium — (Gr. *lithos*, stone), Li; at. wt. [6.938; 6.997]; at. no. 3; m.p. 180.5 °C; b.p. 1342 °C; sp. gr. 0.534 (20 °C); valence 1. Discovered by Arfvedson in 1817. Lithium is the lightest of all metals, with a density only about half that of water. It does not occur free in nature; combined it is found in small amounts in nearly all igneous rocks and in the waters of many mineral springs. *Lepidolite*, *spodumene*, *petalite*, and *amblygonite* are the more important minerals containing it. Lithium is presently being recovered from brines of Searles Lake, in California, and from Nevada, Chile, and Argentina. Large deposits of spodumene are found in North Carolina. The metal is produced electrolytically from the fused chloride. Lithium is silvery in appearance, much like Na and K, other members of the alkali metal series. It reacts with water, but not as vigorously as sodium. Lithium imparts a beautiful crimson color to a flame, but when the metal burns strongly the flame is a dazzling white. Since World War II, the production of lithi-

um metal and its compounds has increased greatly. Because the metal has the highest specific heat of any solid element, it has found use in heat transfer applications; however, it is corrosive and requires special handling. The metal has been used as an alloying agent, is of interest in synthesis of organic compounds, and has nuclear applications. It ranks as a leading contender as a battery anode material because it has a high electrochemical potential. Lithium is used in special glasses and ceramics. The glass for the 200-inch telescope at Mt. Palomar contains lithium as a minor ingredient. Lithium chloride is one of the most hygroscopic materials known, and it, as well as lithium bromide, is used in air conditioning and industrial drying systems. Lithium stearate is used as an all-purpose and high-temperature lubricant. Other lithium compounds are used in dry cells and storage batteries. Seven isotopes of lithium are recognized. Natural lithium contains two isotopes. The metal is priced at about \$1.50/g (99.9%).

Lutetium — (Lutetia, ancient name for Paris, sometimes called *cassiopeium* by the Germans), Lu; at. wt. 174.9668(1); at. no. 71; m.p. 1663 °C; b.p. 3402 °C; sp. gr. 9.841 (25 °C); valence 3. In 1907, Urbain described a process by which Marignac's ytterbium (1879) could be separated into the two elements, ytterbium (neoytterbium) and lutetium. These elements were identical with "aldebaranium" and "cassiopeium," independently discovered by von Welsbach about the same time. Charles James of the University of New Hampshire also independently prepared the very pure oxide, *lutecia*, at this time. The spelling of the element was changed from *lutecium* to *lutetium* in 1949. Lutetium occurs in very small amounts in nearly all minerals containing yttrium, and is present in *monazite* to the extent of about 0.003%, which is a commercial source. The pure metal has been isolated only in recent years and is one of the most difficult to prepare. It can be prepared by the reduction of anhydrous LuCl_3 or LuF_3 by an alkali or alkaline earth metal. The metal is silvery white and relatively stable in air. While new techniques, including ion-exchange reactions, have been developed to separate the various rare-earth elements, lutetium is still the most costly of all rare earths. It is priced at about \$100/g (99.9%). ^{176}Lu occurs naturally (97.41%) with ^{175}Lu (2.59%), which is radioactive with a very long half-life of about 4×10^{10} years. Lutetium has 50 isotopes and isomers that are now recognized. Stable lutetium nuclides, which emit pure beta radiation after thermal neutron activation, can be used as catalysts in cracking, alkylation, hydrogenation, and polymerization. Virtually no other commercial uses have been found yet for lutetium. While lutetium, like other rare-earth metals, is thought to have a low toxicity rating, it should be handled with care until more information is available.

Magnesium — (*Magnesia*, district in Thessaly) Mg; at. wt. 24.3050(6); at. no. 12; m.p. 650 °C; b.p. 1090 °C; sp. gr. 1.738 (20 °C); valence 2. Compounds of magnesium have long been known. Black recognized magnesium as an element in 1755. It was isolated by Davy in 1808, and prepared in coherent form by Bussy in 1831. Magnesium is the eighth most abundant element in the Earth's crust. It does not occur uncombined, but is found in large deposits in the form of *magnesite*, *dolomite*, and other minerals. The metal is now principally obtained in the U.S. by electrolysis of fused magnesium chloride derived from brines, wells, and sea water. Magnesium is a light, silvery-white, and fairly tough metal. It tarnishes slightly in air, and finely divided magnesium readily ignites upon heating in air and burns with a dazzling white flame.

It is used in flashlight photography, flares, and pyrotechnics, including incendiary bombs. It is one third lighter than aluminum, and in alloys is essential for airplane and missile construction. The metal improves the mechanical, fabrication, and welding characteristics of aluminum when used as an alloying agent. Magnesium is used in producing nodular graphite in cast iron, and is used as an additive to conventional propellants. It is also used as a reducing agent in the production of pure uranium and other metals from their salts. The hydroxide (*milk of magnesia*), chloride, sulfate (*Epsom salts*), and citrate are used in medicine. Dead-burned magnesite is employed for refractory purposes such as brick and liners in furnaces and converters. Calcined magnesia is also used for water treatment and in the manufacture of rubber, paper, etc. Organic magnesium compounds (Grignard's reagents) are important. Magnesium is an important element in both plant and animal life. Chlorophylls are magnesium-centered porphyrins. The adult daily requirement of magnesium is about 300 mg/day, but this is affected by various factors. Great care should be taken in handling magnesium metal, especially in the finely divided state, as serious fires can occur. Water should not be used on burning magnesium or on magnesium fires. Natural magnesium contains three isotopes. Twelve other isotopes are recognized. Magnesium metal costs about \$100/kg (99.8%).

Manganese — (L. *magnes*, magnet, from magnetic properties of pyrolusite; lt. *manganese*, corrupt form of *magnesia*), Mn; at. wt. 54.938045(5); at. no. 25; m.p. 1246 °C; b.p. 2061 °C; sp. gr. 7.21 to 7.44, depending on allotropic form; valence 1, 2, 3, 4, 6, or 7. Recognized by Scheele, Bergman, and others as an element and isolated by Gahn in 1774 by reduction of the dioxide with carbon. Manganese minerals are widely distributed; oxides, silicates, and carbonates are the most common. The discovery of large quantities of manganese nodules on the floor of the oceans holds promise as a source of manganese. These nodules contain about 24% manganese together with many other elements in lesser abundance. Most manganese today is obtained from ores found in Ukraine, Brazil, Australia, Republic of So. Africa, Gabon, China, and India. *Pyrolusite* (MnO_2) and *rhodochrosite* (MnCO_3) are among the most common manganese minerals. The metal is obtained by reduction of the oxide with sodium, magnesium, aluminum, or by electrolysis. It is gray-white, resembling iron, but is harder and very brittle. The metal is reactive chemically, and decomposes in cold water slowly. Manganese is used to form many important alloys. In steel, manganese improves the rolling and forging qualities, strength, toughness, stiffness, wear resistance, hardness, and hardenability. With aluminum and antimony, especially with small amounts of copper, it forms highly ferromagnetic alloys. Manganese metal is ferromagnetic only after special treatment. The pure metal exists in four allotropic forms. The alpha form is stable at ordinary temperature; gamma manganese, which changes to alpha at ordinary temperatures, is soft, easily cut, and capable of being bent. The dioxide (pyrolusite) is used as a depolarizer in dry cells, and is used to "decolorize" glass that is colored green by impurities of iron. Manganese by itself colors glass an amethyst color, and is responsible for the color of true amethyst. The dioxide is also used in the preparation of oxygen and chlorine, and in drying black paints. The permanganate is a powerful oxidizing agent and is used in quantitative analysis and in medicine. Manganese is widely distributed throughout the animal kingdom. It is an important trace element and may be essential for

utilization of vitamin B₁₂. Twenty-seven isotopes and isomers are known. Manganese metal (99.95%) is priced at about \$800/kg. Metal of 99.6% purity is priced at about \$80/kg.

Meitnerium — (Lise Meitner [1878–1968], Austrian–Swedish physicist and mathematician), Mt; at. wt. [268]; at. no. 109. In 1982, Element 109 was made and identified by physicists at the Heavy Ion Research Laboratory (G.S.I.), Darmstadt, Germany, by bombarding a target of ²⁰⁹Bi with accelerated nuclei of ⁵⁸Fe. The production of Element 109 has been extremely small. It took a week of target bombardment (10¹¹ nuclear encounters) to produce a single atom of 109. Oganessian and his team at Dubna in 1984 repeated the Darmstadt experiment using a tenfold irradiation dose. One fission event from seven alpha decays of 109 was observed, thus indirectly confirming the existence of isotope ²⁶⁶109. In August 1997, the IUPAC adopted the name *meitnerium* for this element, honoring L. Meitner. Four isotopes of *meitnerium* are now recognized.

Mendelevium — (Dmitri Mendeleev [1834–1907]), Md; at. wt. (258); at. no. 101; m.p. 827 °C; valence +2, +3. Mendelevium, the ninth transuranium element of the actinide series to be discovered, was first identified by Ghiorso, Harvey, Choppin, Thompson, and Seaborg early in 1955 as a result of the bombardment of the isotope ²⁵³Es with helium ions in the Berkeley 60-inch cyclotron. The isotope produced was ²⁵⁶Md, which has a half-life of 78 min. This first identification was notable in that ²⁵⁶Md was synthesized on a one-atom-at-a-time basis. Nineteen isotopes and isomers are now recognized. ²⁵⁸Md has a half-life of 51.5 days. This isotope has been produced by the bombardment of an isotope of einsteinium with ions of helium. It now appears possible that eventually enough ²⁵⁸Md can be made so that some of its physical properties can be determined. ²⁵⁶Md has been used to elucidate some of the chemical properties of mendelevium in aqueous solution. Experiments seem to show that the element possesses a moderately stable dipositive (II) oxidation state in addition to the tripositive (III) oxidation state, which is characteristic of actinide elements.

Mercury — (Planet *Mercury*), Hg (*hydrargyrum*, liquid silver); at. wt. 200.59(2); at. no. 80; t.p. –38.83 °C; b.p. 356.62 °C; *t_c* 1477 °C; sp. gr. 13.546 (20 °C); valence 1 or 2. Known to ancient Chinese and Hindus; found in Egyptian tombs of 1500 B.C. Mercury is the only common metal liquid at ordinary temperatures. It only rarely occurs free in nature. The chief ore is *cinnabar* (HgS). Spain and China produce about 75% of the world's supply of the metal. The commercial unit for handling mercury is the “flask,” which weighs 76 lb (34.46 kg). The metal is obtained by heating cinnabar in a current of air and by condensing the vapor. It is a heavy, silvery-white metal; a rather poor conductor of heat, as compared with other metals, and a fair conductor of electricity. It easily forms alloys with many metals, such as gold, silver, and tin, which are called *amalgams*. Its ease in amalgamating with gold is made use of in the recovery of gold from its ores. The metal is widely used in laboratory work for making thermometers, barometers, diffusion pumps, and many other instruments. It is used in making mercury-vapor lamps and advertising signs, etc. and is used in mercury switches and other electrical apparatus. Other uses are in making pesticides, mercury cells for caustic soda and chlorine production, dental preparations, antifouling paint, batteries, and catalysts. The most important salts are mercuric chloride HgCl₂ (corrosive sublimate — a vi-

olent poison), mercurous chloride Hg₂Cl₂ (calomel, occasionally still used in medicine), mercury fulminate (Hg(ONC)₃), a detonator widely used in explosives, and mercuric sulfide (HgS, vermilion, a high-grade paint pigment). Organic mercury compounds are important. It has been found that an electrical discharge causes mercury vapor to combine with neon, argon, krypton, and xenon. These products, held together with van der Waals' forces, correspond to HgNe, HgAr, HgKr, and HgXe. Mercury is a virulent poison and is readily absorbed through the respiratory tract, the gastrointestinal tract, or through unbroken skin. It acts as a cumulative poison and dangerous levels are readily attained in air. Air saturated with mercury vapor at 20 °C contains a concentration that exceeds the toxic limit many times. The danger increases at higher temperatures. *It is therefore important that mercury be handled with care.* Containers of mercury should be securely covered and spillage should be avoided. If it is necessary to heat mercury or mercury compounds, it should be done in a well-ventilated hood. Methyl mercury is a dangerous pollutant and is now widely found in water and streams. The triple point of mercury, –38.8344 °C, is a fixed point on the International Temperature Scale (ITS-90). Mercury (99.98%) is priced at about \$110/kg. Native mercury contains seven isotopes. Thirty-six other isotopes and isomers are known.

Molybdenum — (Gr. *molybdos*, lead), Mo; at. wt. 95.96(2); at. no. 42; m.p. 2623 °C; b.p. 4639 °C; sp. gr. 10.22 (20 °C); valence 2, 3, 4?, 5?, or 6. Before Scheele recognized molybdenite as a distinct ore of a new element in 1778, it was confused with graphite and lead ore. The metal was prepared in an impure form in 1782 by Hjelm. Molybdenum does not occur native, but is obtained principally from *molybdenite* (MoS₂). *Wulfenite* (PbMoO₄) and *powellite* (Ca(MoW)O₄) are also minor commercial ores. Molybdenum is also recovered as a by-product of copper and tungsten mining operations. The U.S., Canada, Chile, and China produce most of the world's molybdenum ores. The metal is prepared from the powder made by the hydrogen reduction of purified molybdc trioxide or ammonium molybdate. The metal is silvery white, very hard, but is softer and more ductile than tungsten. It has a high elastic modulus, and only tungsten and tantalum, of the more readily available metals, have higher melting points. It is a valuable alloying agent, as it contributes to the hardenability and toughness of quenched and tempered steels. It also improves the strength of steel at high temperatures. It is used in certain nickel-based alloys, such as the Hastelloys® which are heat-resistant and corrosion-resistant to chemical solutions. Molybdenum oxidizes at elevated temperatures. The metal has found recent application as electrodes for electrically heated glass furnaces and forehearth. It is also used in nuclear energy applications and for missile and aircraft parts. Molybdenum is valuable as a catalyst in the refining of petroleum. It has found application as a filament material in electronic and electrical applications. Molybdenum is an essential trace element in plant nutrition. Some lands are barren for lack of this element in the soil. Molybdenum sulfide is useful as a lubricant, especially at high temperatures where oils would decompose. Almost all ultra-high strength steels with minimum yield points up to 300,000 lb/in.² contain molybdenum in amounts from 0.25 to 8%. Natural molybdenum contains seven isotopes. Thirty other isotopes and isomers are known, all of which are radioactive. Molybdenum metal costs about \$1/g (99.999% purity). Molybdenum metal (99.9%) costs about \$160/kg.

Neodymium — (Gr. *neos*, new, and *didymos*, twin), Nd; at. wt. 144.242(3); at. no. 60; m.p. 1016 °C; b.p. 3074 °C; sp. gr. 7.008 (25 °C); valence 3. In 1841 Mosander extracted from *cerite* a new rose-colored oxide, which he believed contained a new element. He named the element *didymium*, as it was *an inseparable twin brother of lanthanum*. In 1885 von Welsbach separated didymium into two new elemental components, *neodymia* and *praseodymia*, by repeated fractionation of ammonium didymium nitrate. While the free metal is in *misch metal*, long known and used as a pyrophoric alloy for light flints, the element was not isolated in relatively pure form until 1925. Neodymium is present in misch metal to the extent of about 18%. It is present in the minerals *monazite* and *bastnasite*, which are principal sources of rare-earth metals. The element may be obtained by separating neodymium salts from other rare earths by ion-exchange or solvent extraction techniques, and by reducing anhydrous halides such as NdF_3 with calcium metal. Other separation techniques are possible. The metal has a bright silvery metallic luster. Neodymium is one of the more reactive rare-earth metals and quickly tarnishes in air, forming an oxide that splits off and exposes metal to oxidation. The metal, therefore, should be kept under light mineral oil or sealed in a plastic material. Neodymium exists in two allotropic forms, with a transformation from a double hexagonal to a body-centered cubic structure taking place at 863 °C. Natural neodymium is a mixture of seven isotopes, one of which has a very long half-life. Twenty-seven other radioactive isotopes and isomers are recognized. Didymium, of which neodymium is a component, is used for coloring glass to make welder's goggles. By itself, neodymium colors glass delicate shades ranging from pure violet through wine-red and warm gray. Light transmitted through such glass shows unusually sharp absorption bands. The glass has been used in astronomical work to produce sharp bands by which spectral lines may be calibrated. Glass containing neodymium can be used as a laser material to produce coherent light. Neodymium salts are also used as a colorant for enamels. The element is also being used with iron and boron to produce extremely strong magnets. These are the most compact magnets commercially available. The price of the metal is about \$4/g. Neodymium has a low-to-moderate acute toxic rating. As with other rare earths, neodymium should be handled with care.

Neon — (Gr. *neos*, new), Ne; at. wt. 20.1797(6); at. no. 10; t.p. -248.609 °C; b.p. -246.053 °C; t_c -228.7 °C; density of gas 0.89990 g/L (1 atm, 0 °C); density of liquid at b.p. 1.204 g/cm³; valence 0. Discovered by Ramsay and Travers in 1898. Neon is a rare gaseous element present in the atmosphere to the extent of 1 part in 65,000 of air. It is obtained by liquefaction of air and separated from the other gases by fractional distillation. Natural neon is a mixture of three isotopes. Fourteen other unstable isotopes are known. It is very inert element; however, it is said to form a compound with fluorine. It is still questionable if true compounds of neon exist, but evidence is mounting in favor of their existence. The following ions are known from optical and mass spectrometric studies: Ne^+ , $(\text{NeAr})^+$, $(\text{NeH})^+$, and $(\text{HeNe})^+$. Neon also forms an unstable hydrate. In a vacuum discharge tube, neon glows reddish orange. Of all the rare gases, the discharge of neon is the most intense at ordinary voltages and currents. Neon is used in making the common neon advertising signs, which accounts for its largest use. It is also used to make high-voltage indicators, lightning arrestors, wave meter tubes, and TV tubes. Neon and helium are used in making gas lasers. Liquid neon

is now commercially available and is finding important application as an economical cryogenic refrigerant. It has over 40 times more refrigerating capacity per unit volume than liquid helium and more than three times that of liquid hydrogen. It is compact, inert, and is less expensive than helium when it meets refrigeration requirements. Neon costs about \$800/80 cu. ft. (2265 l).

Neptunium — (Planet *Neptune*), Np; at. wt. (237); at. no. 93; m.p. 644 °C; sp. gr. 20.25 (20 °C); valence 3, 4, 5, and 6. Neptunium was the first synthetic transuranium element of the actinide series discovered; the isotope ^{239}Np was produced by McMillan and Abelson in 1940 at Berkeley, California, as the result of bombarding uranium with cyclotron-produced neutrons. The isotope ^{237}Np (half-life of 2.14×10^6 years) is currently obtained in gram quantities as a by-product from nuclear reactors in the production of plutonium. Twenty-three isotopes and isomers of neptunium are now recognized. Trace quantities of the element are actually found in nature due to transmutation reactions in uranium ores produced by the neutrons which are present. Neptunium is prepared by the reduction of NpF_3 with barium or lithium vapor at about 1200 °C. Neptunium metal has a silvery appearance, is chemically reactive, and exists in at least three structural modifications: α -neptunium, orthorhombic, density 20.25 g/cm³, β -neptunium (above 280 °C), tetragonal, density (313 °C) 19.36 g/cm³; γ -neptunium (above 577 °C), cubic, density (600 °C) 18.0 g/cm³. Neptunium has four ionic oxidation states in solution: Np^{+3} (pale purple), analogous to the rare earth ion Pm^{+3} , Np^{+4} (yellow green); NpO^+ (green blue); and NpO^{++} (pale pink). These latter oxygenated species are in contrast to the rare earths that exhibit only simple ions of the (II), (III), and (IV) oxidation states in aqueous solution. The element forms tri- and tetrahalides such as NpF_3 , NpF_4 , NpCl_3 , NpBr_3 , NpI_3 , and oxides of various compositions such as are found in the uranium-oxygen system, including Np_2O_5 and NpO_2 .

Nickel — (Ger. *Nickel*, Satan or Old Nick's and from *kupfernickel*, Old Nick's copper), Ni; at. wt. 58.6934(4); at. no. 28; m.p. 1455 °C; b.p. 2913 °C; sp. gr. 8.902 (25 °C); valence 0, 1, 2, 3. Discovered by Cronstedt in 1751 in *kupfernickel* (*niccolite*). Nickel is found as a constituent in most meteorites and often serves as one of the criteria for distinguishing a meteorite from other minerals. Iron meteorites, or *siderites*, may contain iron alloyed with from 5 to nearly 20% nickel. Nickel is obtained commercially from *pentlandite* and *pyrrhotite* of the Sudbury region of Ontario, a district that produces much of the world's nickel. It is now thought that the Sudbury deposit is the result of an ancient meteorite impact. Large deposits of nickel, cobalt, and copper have recently been developed at Voisey's Bay, Labrador. Other deposits of nickel are found in Russia, New Caledonia, Australia, Cuba, Indonesia, and elsewhere. Nickel is silvery white and takes on a high polish. It is hard, malleable, ductile, somewhat ferromagnetic, and a fair conductor of heat and electricity. It belongs to the iron-cobalt group of metals and is chiefly valuable for the alloys it forms. It is extensively used for making stainless steel and other corrosion-resistant alloys such as Invar®, Monel®, Inconel®, and the Hastelloys®. Tubing made of a copper-nickel alloy is extensively used in making desalination plants for converting sea water into fresh water. Nickel is also now used extensively in coinage and in making nickel steel for armor plate and burglar-proof vaults, and is a component in Nichrome®, Permalloy®, and constantan. Nickel added to glass gives a green color. Nickel

plating is often used to provide a protective coating for other metals, and finely divided nickel is a catalyst for hydrogenating vegetable oils. It is also used in ceramics, in the manufacture of Alnico magnets, and in batteries. The sulfate and the oxides are important compounds. Natural nickel is a mixture of five stable isotopes; twenty-five other unstable isotopes are known. Nickel sulfide fume and dust, as well as other nickel compounds, are carcinogens. Nickel metal (99.9%) is priced at about \$2/g or less in larger quantities.

Niobium — (*Niobe*, daughter of Tantalus), Nb; or Columbium (*Columbia*, name for America); at. wt. 92.90638(2); at. no. 41; m.p. 2477 °C; b.p. 4744 °C, sp. gr. 8.57 (20 °C); valence 2, 3, 4?, 5. Discovered in 1801 by Hatchett in an ore sent to England more than a century before by John Winthrop the Younger, first governor of Connecticut. The metal was first prepared in 1864 by Blomstrand, who reduced the chloride by heating it in a hydrogen atmosphere. The name *niobium* was adopted by the International Union of Pure and Applied Chemistry in 1950 after 100 years of controversy. Most leading chemical societies and government organizations refer to it by this name. Some metallurgists and commercial producers, however, still refer to the metal as “columbium.” The element is found in *niobite* (or *columbite*), *niobite-tantalite*, *pyrochlore*, and *euxenite*. Large deposits of niobium have been found associated with *carbonatites* (carbon-silicate rocks), as a constituent of *pyrochlore*. Extensive ore reserves are found in Canada, Brazil, Congo-Kinshasa, Rwanda, and Australia. The metal can be isolated from tantalum, and prepared in several ways. It is a shiny, white, soft, and ductile metal, and takes on a bluish cast when exposed to air at room temperatures for a long time. The metal starts to oxidize in air at 200 °C, and when processed at even moderate temperatures must be placed in a protective atmosphere. It is used in arc-welding rods for stabilized grades of stainless steel. Thousands of pounds of niobium have been used in advanced air frame systems such as were used in the Gemini space program. It has also found use in super-alloys for applications such as jet engine components, rocket sub-assemblies, and heat-resisting equipment. The element has superconductive properties; superconductive magnets have been made with Nb-Zr wire, which retains its superconductivity in strong magnetic fields. Natural niobium is composed of only one isotope, ⁹³Nb. Forty-seven other isotopes and isomers of niobium are now recognized. Niobium metal (99.9% pure) is priced at about 50¢/g.

Nitrogen — (L. *nitrum*, Gr. *nitron*, native soda; genes, *forming*, N; at. wt. [14.00643; 14.00728]; at. no. 7; m.p. −210.00 °C; b.p. −195.798 °C; *t_c* −146.94 °C; density 1.2506 g/L; sp. gr. liquid 0.808 (−195.8 °C), solid 1.026 (−252 °C); valence 3 or 5. Discovered by Daniel Rutherford in 1772, but Scheele, Cavendish, Priestley, and others about the same time studied “burnt or dephlogisticated air,” as air without oxygen was then called. Nitrogen makes up 78% of the air, by volume. The atmosphere of Mars, by comparison, is 2.6% nitrogen. The estimated amount of this element in our atmosphere is more than 4000 trillion tons. From this inexhaustible source it can be obtained by liquefaction and fractional distillation. Nitrogen molecules give the orange-red, blue-green, blue-violet, and deep violet shades to the aurora. The element is so inert that Lavoisier named it *azote*, meaning without life, yet its compounds are so active as to be most important in foods, poisons, fertilizers, and explosives. Nitrogen can be also easily prepared by heating a water solution of ammonium

nitrite. Nitrogen, as a gas, is colorless, odorless, and a generally inert element. As a liquid it is also colorless and odorless, and is similar in appearance to water. Two allotropic forms of solid nitrogen exist, with the transition from the α to the β form taking place at −237 °C. When nitrogen is heated, it combines directly with magnesium, lithium, or calcium; when mixed with oxygen and subjected to electric sparks, it forms first nitric oxide (NO) and then the dioxide (NO₂); when heated under pressure with a catalyst with hydrogen, ammonia is formed (Haber process). The ammonia thus formed is of the utmost importance as it is used in fertilizers, and it can be oxidized to nitric acid (Ostwald process). The ammonia industry is the largest consumer of nitrogen. Large amounts of gas are also used by the electronics industry, which uses the gas as a blanketing medium during production of such components as transistors, diodes, etc. Large quantities of nitrogen are used in annealing stainless steel and other steel mill products. The drug industry also uses large quantities. Nitrogen is used as a refrigerant both for the immersion freezing of food products and for transportation of foods. Liquid nitrogen is also used in missile work as a purge for components, insulators for space chambers, etc., and by the oil industry to build up great pressures in wells to force crude oil upward. Sodium and potassium nitrates are formed by the decomposition of organic matter with compounds of the metals present. In certain dry areas of the world these saltpeters are found in quantity. Ammonia, nitric acid, the nitrates, the five oxides (N₂O, NO, N₂O₃, NO₂, and N₂O₅), TNT, the cyanides, etc. are but a few of the important compounds. Nitrogen gas prices vary from 2¢ to \$2.75 per 100 ft³ (2.83 cu. meters), depending on purity, etc. Production of elemental nitrogen in the U.S. is more than 9 million short tons per year. Natural nitrogen contains two isotopes, ¹⁴N and ¹⁵N. Ten other isotopes are known.

Nobelium — (Alfred Nobel [1833–1896], inventor of dynamite), No; at. wt. [259]; at. no. 102; valence +2, +3. Nobelium was unambiguously discovered and identified in April 1958 at Berkeley by A. Ghiorso, T. Sikkeland, J. R. Walton, and G. T. Seaborg, who used a new double-recoil technique. A heavy-ion linear accelerator (HILAC) was used to bombard a thin target of curium (95% ²⁴⁴Cm and 4.5% ²⁴⁶Cm) with ¹²C ions to produce ¹⁰²²⁵⁴ according to the ²⁴⁶Cm (¹²C, 4*n*) reaction. Earlier in 1957 workers of the U.S., Britain, and Sweden announced the discovery of an isotope of Element 102 with a 10-min half-life at 8.5 MeV, as a result of bombarding ²⁴⁴Cm with ¹³C nuclei. On the basis of this experiment the name *nobelium* was assigned and accepted by the Commission on Atomic Weights of the International Union of Pure and Applied Chemistry. The acceptance of the name was premature, for both Russian and American efforts now completely rule out the possibility of any isotope of Element 102 having a half-life of 10 min in the vicinity of 8.5 MeV. Early work in 1957 on the search for this element, in Russia at the Kurchatov Institute, was marred by the assignment of 8.9 ± 0.4 MeV alpha radiation with a half-life of 2 to 40 sec, which was too indefinite to support claim to discovery. Confirmatory experiments at Berkeley in 1966 have shown the existence of ²⁵⁴102 with a 55-s half-life, ²⁵²102 with a 2.3-s half-life, and ²⁵⁷102 with a 25-s half-life. Twelve isotopes are now recognized, one of which — ²⁵⁵102 — has a half-life of 3.1 min. In view of the discoverer's traditional right to name an element, the Berkeley group, in 1967, suggested that the hastily given name *nobelium*, along with the symbol No, be retained.

Osmium — (Gr. *osme*, a smell), Os; at. wt. 190.23(3); at. no. 76; m.p. 3033 °C; b.p. 5012 °C; sp. gr. 22.587; valence 0 to +8, more usually +3, +4, +6, and +8. Discovered in 1803 by Tennant in the residue left when crude platinum is dissolved by *aqua regia*. Osmium occurs in *iridosmine* and in platinum-bearing river sands of the Urals, North America, and South America. It is also found in the nickel-bearing ores of the Sudbury, Ontario, region along with other platinum metals. While the quantity of platinum metals in these ores is very small, the large tonnages of nickel ores processed make commercial recovery possible. The metal is lustrous, bluish white, extremely hard, and brittle even at high temperatures. It has the highest melting point and the lowest vapor pressure of the platinum group. The metal is very difficult to fabricate, but the powder can be sintered in a hydrogen atmosphere at a temperature of 2000 °C. The solid metal is not affected by air at room temperature, but the powdered or spongy metal slowly gives off osmium tetroxide, which is a powerful oxidizing agent and has a strong smell. The tetroxide is highly toxic, and boils at 130 °C (760 mm). Concentrations in air as low as 10^{-7} g/m³ can cause lung congestion, skin damage, or eye damage. The tetroxide has been used to detect fingerprints and to stain fatty tissue for microscope slides. The metal is almost entirely used to produce very hard alloys, with other metals of the platinum group, for fountain pen tips, instrument pivots, phonograph needles, and electrical contacts. The price of 99.9% pure osmium powder — the form usually supplied commercially — is about \$100/g, depending on quantity and supplier. Natural osmium contains seven isotopes, one of which, ¹⁸⁶Os, is radioactive with a very long half-life. Thirty-four other isotopes and isomers are known, all of which are radioactive. The measured densities of iridium and osmium seem to indicate that osmium is slightly more dense than iridium, so osmium has generally been credited with being the heaviest known element. Calculations of the density from the space lattice, which may be more reliable for these elements than actual measurements, however, give a density of 22.65 for iridium compared to 22.61 for osmium. At present, therefore, we know either iridium or osmium is the heaviest element, but the data do not allow selection between the two.

Oxygen — (Gr. *oxys*, sharp, acid, and *genes*, forming; acid former), O; at. wt. [15.99903; 15.99977]; at. no. 8; t.p. −218.79 °C; *t_c* −118.56 °C; valence 2. For many centuries, workers occasionally realized air was composed of more than one component. The behavior of oxygen and nitrogen as components of air led to the advancement of the phlogiston theory of combustion, which captured the minds of chemists for a century. Oxygen was prepared by several workers, including Bayen and Borch, but they did not know how to collect it, did not study its properties, and did not recognize it as an elementary substance. Priestley is generally credited with its discovery, although Scheele also discovered it independently. Oxygen is the third most abundant element found in the sun, and it plays a part in the carbon–nitrogen cycle, one process thought to give the sun and stars their energy. Oxygen under excited conditions is responsible for the bright red and yellow-green colors of the aurora. Oxygen, as a gaseous element, forms 21% of the atmosphere by volume from which it can be obtained by liquefaction and fractional distillation. The atmosphere of Mars contains about 0.15% oxygen. The element and its compounds make up 49.2%, by weight, of the Earth's crust. About two thirds of the human body and nine tenths of water is oxygen. In the laboratory it can be prepared by the elec-

trolysis of water or by heating potassium chlorate with manganese dioxide as a catalyst. The gas is colorless, odorless, and tasteless. The liquid and solid forms are a pale blue color and are strongly paramagnetic. Ozone (O₃), a highly active compound, is formed by the action of an electrical discharge or ultraviolet light on oxygen. Ozone's presence in the atmosphere (amounting to the equivalent of a layer 3 mm thick at ordinary pressures and temperatures) is of vital importance in preventing harmful ultraviolet rays of the sun from reaching the Earth's surface. There has been recent concern that pollutants in the atmosphere may have a detrimental effect on this ozone layer. Ozone is toxic and exposure should not exceed 0.2 mg/m³ (8-hour time-weighted average — 40-hour work week). Undiluted ozone has a bluish color. Liquid ozone is bluish black, and solid ozone is violet-black. Oxygen is very reactive and capable of combining with most elements. It is a component of hundreds of thousands of organic compounds. It is essential for respiration of all plants and animals and for practically all combustion. In hospitals it is frequently used to aid respiration of patients. Its atomic weight was used as a standard of comparison for each of the other elements until 1961 when the International Union of Pure and Applied Chemistry adopted carbon 12 as the new basis. Oxygen has thirteen recognized isotopes. Natural oxygen is a mixture of three isotopes. Oxygen 18 occurs naturally, is stable, and is available commercially. Water (H₂O with 1.5% ¹⁸O) is also available. Commercial oxygen consumption in the U.S. is estimated to be 20 million short tons per year and the demand is expected to increase substantially in the next few years. Oxygen enrichment of steel blast furnaces accounts for the greatest use of the gas. Large quantities are also used in making synthesis gas for ammonia and methanol, ethylene oxide, and for oxy-acetylene welding. Air separation plants produce about 99% of the gas, electrolysis plants about 1%. The gas costs 5¢/ft³ (\$1.75/cu. meter) in small quantities.

Palladium — (named after the asteroid *Pallas*, discovered about the same time; Gr. *Pallas*, goddess of wisdom), Pd; at. wt. 106.42(1) at. no. 46; m.p. 1554.8 °C; b.p. 2963 °C; sp. gr. 12.02 (20 °C); valence 2, 3, or 4. Discovered in 1803 by Wollaston. Palladium is found along with platinum and other metals of the platinum group in deposits of Russia, South Africa, Canada (Ontario), and elsewhere. Natural palladium contains six stable isotopes. Twenty-nine other isotopes are recognized, all of which are radioactive. It is frequently found associated with the nickel-copper deposits such as those found in Ontario. Its separation from the platinum metals depends upon the type of ore in which it is found. It is a steel-white metal, does not tarnish in air, and is the least dense and lowest melting of the platinum group of metals. When annealed, it is soft and ductile; cold working greatly increases its strength and hardness. Palladium is attacked by nitric and sulfuric acid. At room temperatures the metal has the unusual property of absorbing up to 900 times its own volume of hydrogen, possibly forming Pd₂H. It is not yet clear if this a true compound. Hydrogen readily diffuses through heated palladium and this provides a means of purifying the gas. Finely divided palladium is a good catalyst and is used for hydrogenation and dehydrogenation reactions. It is alloyed and used in jewelry trades. White gold is an alloy of gold decolorized by the addition of palladium. Like gold, palladium can be beaten into leaf as thin as 1/250,000 in. The metal is used in dentistry, watch-making, and in making surgical instruments and electrical contacts. Palladium recently has been substituted for higher

priced platinum in catalytic converters by some automobile companies. This has caused a large increase in the cost of palladium. The prices of the two metals are now, in 2002, about the same. Palladium, however, is less resistant to poisoning by sulfur and lead than platinum, but it may prove useful in controlling emissions from diesel vehicles. The metal sells for about \$350/tr. oz. (\$11/g).

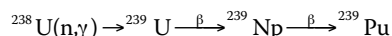
Phosphorus — (Gr. *phosphoros*, light bearing; ancient name for the planet Venus when appearing before sunrise), P; at. wt. 30.973762(2); at. no. 15; m.p. (white) 44.15 °C; b.p. 280.5 °C; sp. gr. (white) 1.82, (red) 2.16, (black) 2.25 to 2.69; valence 3 or 5. Discovered in 1669 by Brand, who prepared it from urine. Phosphorus exists in four or more allotropic forms: white (or yellow), red, and black (or violet). White phosphorus has two modifications: α and β with a transition temperature at -3.8 °C. Never found free in nature, it is widely distributed in combination with minerals. Twenty-one isotopes of phosphorus are recognized. *Phosphate* rock, which contains the mineral *apatite*, an impure tricalcium phosphate, is an important source of the element. Large deposits are found in the Russia, China, Morocco, and in Florida, Tennessee, Utah, Idaho, and elsewhere. Phosphorus is an essential ingredient of all cell protoplasm, nervous tissue, and bones. Ordinary phosphorus is a waxy white solid; when pure it is colorless and transparent. It is insoluble in water, but soluble in carbon disulfide. It takes fire spontaneously in air, burning to the pentoxide. It is very poisonous, 50 mg constituting an approximate fatal dose. Exposure to white phosphorus should not exceed 0.1 mg/m³ (8-hour time-weighted average — 40-hour work week). White phosphorus should be kept under water, as it is dangerously reactive in air, and it should be handled with forceps, as contact with the skin may cause severe burns. When exposed to sunlight or when heated in its own vapor to 250 °C, it is converted to the red variety, which does not phosphoresce in air as does the white variety. This form does not ignite spontaneously and it is not as dangerous as white phosphorus. It should, however, be handled with care as it does convert to the white form at some temperatures and it emits highly toxic fumes of the oxides of phosphorus when heated. The red modification is fairly stable, sublimates with a vapor pressure of 1 atm at 417 °C, and is used in the manufacture of safety matches, pyrotechnics, pesticides, incendiary shells, smoke bombs, tracer bullets, etc. White phosphorus may be made by several methods. By one process, tricalcium phosphate, the essential ingredient of phosphate rock, is heated in the presence of carbon and silica in an electric furnace or fuel-fired furnace. Elementary phosphorus is liberated as vapor and may be collected under water. If desired, the phosphorus vapor and carbon monoxide produced by the reaction can be oxidized at once in the presence of moisture to produce phosphoric acid, an important compound in making super-phosphate fertilizers. In recent years, concentrated phosphoric acids, which may contain as much as 70 to 75% P₂O₅ content, have become of great importance to agriculture and farm production. World-wide demand for fertilizers has caused record phosphate production. Phosphates are used in the production of special glasses, such as those used for sodium lamps. Bone-ash, calcium phosphate, is also used to produce fine chinaware and to produce monocalcium phosphate used in baking powder. Phosphorus is also important in the production of steels, phosphor bronze, and many other products. Trisodium phosphate is important as a cleaning

agent, as a water softener, and for preventing boiler scale and corrosion of pipes and boiler tubes. Organic compounds of phosphorus are important. Amorphous (red) phosphorus costs about \$70/kg (99%).

Platinum — (It. *platina*, silver), Pt; at. wt. 195.084(9); at. no. 78; m.p. 1768.2 °C; b.p. 3825 °C; sp. gr. 21.45 (20 °C); valence 1?, 2, 3, or 4. Discovered in South America by Ulloa in 1735 and by Wood in 1741. The metal was used by pre-Columbian Indians. Platinum occurs native, accompanied by small quantities of iridium, osmium, palladium, ruthenium, and rhodium, all belonging to the same group of metals. These are found in the alluvial deposits of the Ural mountains and in Columbia. *Sperrylite* (PtAs₂), occurring with the nickel-bearing deposits of Sudbury, Ontario, is a source of a considerable amount of metal. The large production of nickel offsets there being only one part of the platinum metals in two million parts of ore. The largest supplier of the platinum group of metals is now South Africa, followed by Russia and Canada. Platinum is a beautiful silvery-white metal, when pure, and is malleable and ductile. It has a coefficient of expansion almost equal to that of soda-lime-silica glass, and is therefore used to make sealed electrodes in glass systems. The metal does not oxidize in air at any temperature, but is corroded by halogens, cyanides, sulfur, and caustic alkalis. It is insoluble in hydrochloric and nitric acid, but dissolves when they are mixed as *aqua regia*, forming chloroplatinic acid (H₂PtCl₆), an important compound. Natural platinum contains six isotopes, one of which, ¹⁹⁰Pt, is radioactive with a long half-life. Thirty-seven other radioactive isotopes and isomers are recognized. The metal is used extensively in jewelry, wire, and vessels for laboratory use, and in many valuable instruments including thermocouple elements. It is also used for electrical contacts, corrosion-resistant apparatus, and in dentistry. Platinum-cobalt alloys have magnetic properties. One such alloy made of 76.7% Pt and 23.3% Co, by weight, is an extremely powerful magnet that offers a B-H (max) almost twice that of Alnico V. Platinum resistance wires are used for constructing high-temperature electric furnaces. The metal is used for coating missile nose cones, jet engine fuel nozzles, etc., which must perform reliably for long periods of time at high temperatures. The metal, like palladium, absorbs large volumes of hydrogen, retaining it at ordinary temperatures but giving it up at red heat. In the finely divided state platinum is an excellent catalyst, having long been used in the contact process for producing sulfuric acid. It is also used as a catalyst in cracking petroleum products. There is also much current interest in the use of platinum as a catalyst in fuel cells and in its use as antipollution devices for automobiles. Platinum anodes are extensively used in cathodic protection systems for large ships and ocean-going vessels, pipelines, steel piers, etc. Pure platinum wire will glow red hot when placed in the vapor of methyl alcohol. It acts here as a catalyst, converting the alcohol to formaldehyde. This phenomenon has been used commercially to produce cigarette lighters and hand warmers. Hydrogen and oxygen explode in the presence of platinum. The price of platinum has varied widely; more than a century ago it was used to adulterate gold. It was nearly eight times as valuable as gold in 1920. The price in January 2002 was about \$430/troy oz. (\$15/g), higher than the price of gold.

Plutonium — (planet *Pluto*), Pu; at. wt. (244); at. no. 94; sp. gr. (α modification) 19.84 (25 °C); m.p. 640 °C; b.p. 3228 °C; valence 3, 4, 5, or 6. Plutonium was the second transuranium

element of the actinide series to be discovered. The isotope ^{238}Pu was produced in 1940 by Seaborg, McMillan, Kennedy, and Wahl by deuteron bombardment of uranium in the 60-inch cyclotron at Berkeley, California. Plutonium also exists in trace quantities in naturally occurring uranium ores. It is formed in much the same manner as neptunium, by irradiation of natural uranium with the neutrons that are present. By far of greatest importance is the isotope Pu^{239} , with a half-life of 24,100 years, produced in extensive quantities in nuclear reactors from natural uranium:



Nineteen isotopes of plutonium are now known. Plutonium has assumed the position of dominant importance among the transuranium elements because of its successful use as an explosive ingredient in nuclear weapons and the place it holds as a key material in the development of industrial use of nuclear power. One kilogram is equivalent to about 22 million kilowatt hours of heat energy. The complete detonation of a kilogram of plutonium produces an explosion equal to about 20,000 tons of chemical explosive. Its importance depends on the nuclear property of being readily fissionable with neutrons and its availability in quantity. The world's nuclear-power reactors are now producing about 20,000 kg of plutonium/yr. By 1982 it was estimated that about 300,000 kg had accumulated. The various nuclear applications of plutonium are well known. ^{238}Pu has been used in the Apollo lunar missions to power seismic and other equipment on the lunar surface. As with neptunium and uranium, plutonium metal can be prepared by reduction of the trifluoride with alkaline-earth metals. The metal has a silvery appearance and takes on a yellow tarnish when slightly oxidized. It is chemically reactive. A relatively large piece of plutonium is warm to the touch because of the energy given off in alpha decay. Larger pieces will produce enough heat to boil water. The metal readily dissolves in concentrated hydrochloric acid, hydroiodic acid, or perchloric acid with formation of the Pu^{+3} ion. The metal exhibits six allotropic modifications having various crystalline structures. The densities of these vary from 16.00 to 19.86 g/cm³. Plutonium also exhibits four ionic valence states in aqueous solutions: Pu^{+3} (blue lavender), Pu^{+4} (yellow brown), PuO^{+} (pink?), and PuO^{+2} (pink orange). The ion PuO^{+} is unstable in aqueous solutions, disproportionating into Pu^{+4} and PuO^{+2} . The Pu^{+4} thus formed, however, oxidizes the PuO^{+} into PuO^{+2} , itself being reduced to Pu^{+3} , giving finally Pu^{+3} and PuO^{+2} . Plutonium forms binary compounds with oxygen: PuO , PuO_2 , and intermediate oxides of variable composition; with the halides: PuF_3 , PuF_4 , PuCl_3 , PuBr_3 , PuI_3 ; with carbon, nitrogen, and silicon: PuC , PuN , PuSi_2 . Oxyhalides are also well known: PuOCl , PuOBr , PuOI . Because of the high rate of emission of alpha particles and the element being specifically absorbed by bone marrow, plutonium, as well as all of the other transuranium elements except neptunium, are radiological poisons and must be handled with very special equipment and precautions. Plutonium is a very dangerous radiological hazard. Precautions must also be taken to prevent the unintentional formation of a critical mass. Plutonium in liquid solution is more likely to become critical than solid plutonium. The shape of the mass must also be considered where criticality is concerned. Plutonium-239 is available to authorized users from the O.R.N.L. at a cost of about \$4.80/mg (99.9%) plus packing costs.

Polonium — (Poland, native country of Mme. Curie [1867–1934]), Po; at. wt. (209); at. no. 84; m.p. 254 °C; b.p. 962 °C; sp. gr. 9.20; valence -2, 0, +2, +3(?), +4, and +6. Polonium was the first element discovered by Mme. Curie in 1898, while seeking the cause of radioactivity of pitchblende from Joachimsthal, Bohemia. The electroscope showed it separating with bismuth. Polonium is also called Radium F. Polonium is a very rare natural element. Uranium ores contain only about 100 µg of the element per ton. Its abundance is only about 0.2% of that of radium. In 1934, it was found that when natural bismuth (^{209}Bi) was bombarded by neutrons, ^{210}Bi , the parent of polonium, was obtained. Milligram amounts of polonium may now be prepared this way, by using the high neutron fluxes of nuclear reactors. Polonium-210 is a low-melting, fairly volatile metal, 50% of which is vaporized in air in 45 hours at 55 °C. It is an alpha emitter with a half-life of 138.39 days. A milligram emits as many alpha particles as 5 g of radium. The energy released by its decay is so large (140 W/g) that a capsule containing about half a gram reaches a temperature above 500 °C. The capsule also presents a contact gamma-ray dose rate of 0.012 Gy/h. A few curies (1 curie = 3.7×10^{10} Bq) of polonium exhibit a blue glow, caused by excitation of the surrounding gas. Because almost all alpha radiation is stopped within the solid source and its container, giving up its energy, polonium has attracted attention for uses as a lightweight heat source for thermoelectric power in space satellites. Thirty-eight isotopes and isomers of polonium are known, with atomic masses ranging from 192 to 218. All are radioactive. Polonium-210 is the most readily available. Isotopes of mass 209 (half-life 102 years) and mass 208 (half-life 2.9 years) can be prepared by alpha, proton, or deuteron bombardment of lead or bismuth in a cyclotron, but these are expensive to produce. Metallic polonium has been prepared from polonium hydroxide and some other polonium compounds in the presence of concentrated aqueous or anhydrous liquid ammonia. Two allotropic modifications are known to exist. Polonium is readily dissolved in dilute acids, but is only slightly soluble in alkalis. Polonium salts of organic acids char rapidly; halide amines are reduced to the metal. Polonium can be mixed or alloyed with beryllium to provide a source of neutrons. It has been used in devices for eliminating static charges in textile mills, etc.; however, beta sources are more commonly used and are less dangerous. It is also used on brushes for removing dust from photographic films. The polonium for these is carefully sealed and controlled, minimizing hazards to the user. Polonium-210 is very dangerous to handle in even milligram or microgram amounts, and special equipment and strict control are necessary. Damage arises from the complete absorption of the energy of the alpha particle into tissue. The maximum permissible body burden for ingested polonium is only 0.03 µCi, which represents a particle weighing only 6.8×10^{-12} g. Weight for weight it is about 2.5×10^{11} times as toxic as hydrocyanic acid. The maximum allowable concentration for soluble polonium compounds in air is about 2×10^{11} µCi/cm³. Polonium-209 is available on special order from the Oak Ridge National Laboratory at a cost of \$3600/µCi plus packing costs.

Potassium — (English, *potash* — pot ashes; L. *kalium*, Arab. *qali*, alkali), K; at. wt. 39.0983(1); at. no. 19; m.p. 63.5 °C; b.p. 759 °C; sp. gr. 0.89; valence 1. Discovered in 1807 by Davy, who obtained it from caustic potash (KOH); this was the first metal isolated by electrolysis. The metal is the seventh most abundant and makes up about 2.4% by weight of the Earth's crust. Most potassium minerals are insoluble and the metal is obtained

from them only with great difficulty. Certain minerals, however, such as *sylvite*, *carnallite*, *langbeinite*, and *polyhalite* are found in ancient lake and sea beds and form rather extensive deposits from which potassium and its salts can readily be obtained. Potash is mined in Germany, New Mexico, California, Utah, and elsewhere. Large deposits of potash, found at a depth of some 1000 m in Saskatchewan, promise to be important in coming years. Potassium is also found in the ocean, but is present only in relatively small amounts compared to sodium. The greatest demand for potash has been in its use for fertilizers. Potassium is an essential constituent for plant growth and it is found in most soils. Potassium is never found free in nature, but is obtained by electrolysis of the hydroxide, much in the same manner as prepared by Davy. Thermal methods also are commonly used to produce potassium (such as by reduction of potassium compounds with CaC_2 , C, Si, or Na). It is one of the most reactive and electropositive of metals. Except for lithium, it is the lightest known metal. It is soft, easily cut with a knife, and is silvery in appearance immediately after a fresh surface is exposed. It rapidly oxidizes in air and should be preserved in a mineral oil. As with other metals of the alkali group, it decomposes in water with the evolution of hydrogen. It catches fire spontaneously on water. Potassium and its salts impart a violet color to flames. Twenty-one isotopes, one of which is an isomer, of potassium are known. Ordinary potassium is composed of three isotopes, one of which is ^{40}K (0.0117%), a radioactive isotope with a half-life of 1.26×10^9 years. The radioactivity presents no appreciable hazard. An alloy of sodium and potassium (NaK) is used as a heat-transfer medium. Many potassium salts are of utmost importance, including the hydroxide, nitrate, carbonate, chloride, chlorate, bromide, iodide, cyanide, sulfate, chromate, and dichromate. Metallic potassium is available commercially for about \$1200/kg (98% purity) or \$75/g (99.95% purity).

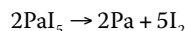
Praseodymium — (Gr. *prasios*, green, and *didymos*, twin), Pr; at. wt. 140.90765(2); at. no. 59; m.p. 931 °C; b.p. 3520 °C; sp. gr. 6.773; valence 3. In 1841 Mosander extracted the rare earth *didymia* from *lanthana*; in 1879, Lecoq de Boisbaudran isolated a new earth, *samarina*, from didymia obtained from the mineral *samaraskite*. Six years later, in 1885, von Welsbach separated didymia into two others, *praseodymia* and *neodymia*, which gave salts of different colors. As with other rare earths, compounds of these elements in solution have distinctive sharp spectral absorption bands or lines, some of which are only a few Angstroms wide. The element occurs along with other rare-earth elements in a variety of minerals. *Monazite* and *bastnasite* are the two principal commercial sources of the rare-earth metals. Ion-exchange and solvent extraction techniques have led to much easier isolation of the rare earths and the cost has dropped greatly. Thirty-seven isotopes and isomers are now recognized. Praseodymium can be prepared by several methods, such as by calcium reduction of the anhydrous chloride or fluoride. Misch metal, used in making cigarette lighters, contains about 5% praseodymium metal. Praseodymium is soft, silvery, malleable, and ductile. It was prepared in relatively pure form in 1931. It is somewhat more resistant to corrosion in air than europium, lanthanum, cerium, or neodymium, but it does develop a green oxide coating that splits off when exposed to air. As with other rare-earth metals it should be kept under a light mineral oil or sealed in plastic. The rare-earth oxides, including Pr_2O_3 , are among the most refractory substances known. Along with other rare earths, it is widely used as a core material for carbon arcs used

by the motion picture industry for studio lighting and projection. Salts of praseodymium are used to color glasses and enamels; when mixed with certain other materials, praseodymium produces an intense and unusually clean yellow color in glass. Didymium glass, of which praseodymium is a component, is a colorant for welder's goggles. The metal (99.9% pure) is priced at about \$4/g.

Promethium — (*Prometheus*, who, according to mythology, stole fire from heaven), Pm; at. no. 61; at. wt. (145); m.p. 1042 °C; b.p. 3000 °C (est.); sp. gr. 7.264 (25 °C); valence 3. In 1902 Branner predicted the existence of an element between neodymium and samarium, and this was confirmed by Moseley in 1914. Unsuccessful searches were made for this predicted element over two decades, and various investigators proposed the names "illinium," "florentium," and "cyclonium" for this element. In 1941, workers at Ohio State University irradiated neodymium and praseodymium with neutrons, deuterons, and alpha particles, resp., and produced several new radioactivities, which most likely were those of Element 61. Wu and Segre, and Bethe, in 1942, confirmed the formation; however, chemical proof of the production of Element 61 was lacking because of the difficulty in separating the rare earths from each other at that time. In 1945, Marinsky, Glendenin, and Coryell made the first chemical identification by using ion-exchange chromatography. Their work was done by fission of uranium and by neutron bombardment of neodymium. These investigators named the newly discovered element. Searches for the element on Earth have been fruitless, and it now appears that promethium is completely missing from the Earth's crust. Promethium, however, has been reported to be in the spectrum of the star HR⁴⁶⁵ in Andromeda. It must be formed near the star's surface, for no known isotope of promethium has a half-life longer than 17.7 years. Thirty-five isotopes and isomers of promethium, with atomic masses from 130 to 158 are now known. Promethium-145, with a half-life of 17.7 years, is the most useful. Promethium-145 has a specific activity of 940 Ci/g. It is a soft beta emitter; although no gamma rays are emitted, X-radiation can be generated when beta particles impinge on elements of a high atomic number, and great care must be taken in handling it. Promethium salts luminesce in the dark with a pale blue or greenish glow, due to their high radioactivity. Ion-exchange methods led to the preparation of about 10 g of promethium from atomic reactor fuel processing wastes in early 1963. Little is yet generally known about the properties of metallic promethium. Two allotropic modifications exist. The element has applications as a beta source for thickness gages, and it can be absorbed by a phosphor to produce light. Light produced in this manner can be used for signs or signals that require dependable operation; it can be used as a nuclear-powered battery by capturing light in photocells that convert it into electric current. Such a battery, using ^{147}Pm , would have a useful life of about 5 years. It is being used for fluorescent lighting starters and coatings for self-luminous watch dials. Promethium shows promise as a portable X-ray source, and it may become useful as a heat source to provide auxiliary power for space probes and satellites. More than 30 promethium compounds have been prepared. Most are colored.

Protactinium — (Gr. *protos*, first), Pa; at. wt. 231.03588(2); at. no. 91; m.p. 1572 °C; sp. gr. 15.37 (calc.); valence 4 or 5. The first isotope of Element 91 to be discovered was ^{234}Pa , also known

as UX_2 , a short-lived member of the naturally occurring ^{238}U decay series. It was identified by K. Fajans and O. H. Gohring in 1913 and they named the new element *brevium*. When the longer-lived isotope ^{231}Pa was identified by Hahn and Meitner in 1918, the name protoactinium was adopted as being more consistent with the characteristics of the most abundant isotope. Soddy, Cranson, and Fleck were also active in this work. The name *protoactinium* was shortened to *protactinium* in 1949. In 1927, Grosse prepared 2 mg of a white powder, which was shown to be Pa_2O_5 . Later, in 1934, from 0.1 g of pure Pa_2O_5 he isolated the element by two methods, one of which was by converting the oxide to an iodide and "cracking" it in a high vacuum by an electrically heated filament by the reaction



Protactinium has a bright metallic luster that it retains for some time in air. The element occurs in *pitchblende* to the extent of about 1 part ^{231}Pa to 10 million of ore. Ores from Congo-Kinshasa have about 3 ppm. Protactinium has twenty-eight isotopes and isomers, the most common of which is ^{231}Pr with a half-life of 32,500 years. A number of protactinium compounds are known, some of which are colored. The element is superconductive below 1.4 K. The element is a dangerous toxic material and requires precautions similar to those used when handling plutonium. In 1959 and 1961, it was announced that the Great Britain Atomic Energy Authority extracted by a 12-stage process 125 g of 99.9% protactinium, the world's only stock of the metal for many years to come. The extraction was made from 60 tons of waste material at a cost of about \$500,000. Protactinium is one of the rarest and most expensive naturally occurring elements.

Radium — (L. *radius*, ray), Ra; at. wt. (226); at. no. 88; m.p. 696°C ; sp. gr. 5; valence 2. Radium was discovered in 1898 by M. and Mme. Curie in the *pitchblende* or *uraninite* of North Bohemia (Czech Republic), where it occurs. There is about 1 g of radium in 7 tons of pitchblende. The element was isolated in 1911 by Mme. Curie and Debierne by the electrolysis of a solution of pure radium chloride, employing a mercury cathode; on distillation in an atmosphere of hydrogen this amalgam yielded the pure metal. Originally, radium was obtained from the rich pitchblende ore found at Joachimsthal, Bohemia. The *carnotite* sands of Colorado furnish some radium, but richer ores are found in the Republic of Congo-Kinshasa and the Great Bear Lake region of Canada. Radium is present in all uranium minerals, and could be extracted, if desired, from the extensive wastes of uranium processing. Large uranium deposits are located in Ontario, New Mexico, Utah, Australia, and elsewhere. Radium is obtained commercially as the bromide or chloride; it is doubtful if any appreciable stock of the isolated element now exists. The pure metal is brilliant white when freshly prepared, but blackens on exposure to air, probably due to formation of the nitride. It exhibits luminescence, as do its salts; it decomposes in water and is somewhat more volatile than barium. It is a member of the alkaline-earth group of metals. Radium imparts a carmine red color to a flame. Radium emits alpha, beta, and gamma rays and when mixed with beryllium produce neutrons. One gram of ^{226}Ra undergoes 3.7×10^{10} disintegrations per s. The *curie* (Ci) is defined as that amount of radioactivity which has the same disintegration rate as 1 g of ^{226}Ra . Thirty-six isotopes are now known; radium 226, the common isotope, has a half-life of 1599 years. One gram of radium produces about 0.0001 mL (stp) of ema-

nation, or radon gas, per day. This is pumped from the radium and sealed in minute tubes, which are used in the treatment of cancer and other diseases. One gram of radium yields about 4186 kJ per year. Radium is used in producing self-luminous paints, neutron sources, and in medicine for the treatment of cancer. Some of the more recently discovered radioisotopes, such as ^{60}Co , are now being used in place of radium. Some of these sources are much more powerful, and others are safer to use. Radium loses about 1% of its activity in 25 years, being transformed into elements of lower atomic weight. Lead is a final product of disintegration. Stored radium should be ventilated to prevent build-up of radon. Inhalation, injection, or body exposure to radium can cause cancer and other body disorders. The maximum permissible burden in the total body for ^{226}Ra is 7400 becquerel.

Radon — (from *radium*; called *niton* at first, L. *nitens*, shining), Rn; at. wt. (222); at. no. 86; m.p. -71°C ; b.p. -61.7°C ; t_c 104°C ; density of gas 9.73 g/L; sp. gr. liquid 4.4 at -62°C , solid 4; valence usually 0. The element was discovered in 1900 by Dorn, who called it *radium emanation*. In 1908 Ramsay and Gray, who named it *niton*, isolated the element and determined its density, finding it to be the heaviest known gas. It is essentially inert and occupies the last place in the zero group of gases in the Periodic Table. Since 1923, it has been called radon. Thirty-seven isotopes and isomers are known. Radon-222, coming from radium, has a half-life of 3.823 days and is an alpha emitter; Radon-220, emanating naturally from thorium and called *thoron*, has a half-life of 55.6 s and is also an alpha emitter. Radon-219 emanates from actinium and is called *actinon*. It has a half-life of 3.9 s and is also an alpha emitter. It is estimated that every square mile of soil to a depth of 6 inches contains about 1 g of radium, which releases radon in tiny amounts to the atmosphere. Radon is present in some spring waters, such as those at Hot Springs, Arkansas. On the average, one part of radon is present to 1×10^{21} part of air. At ordinary temperatures radon is a colorless gas; when cooled below the freezing point, radon exhibits a brilliant phosphorescence which becomes yellow as the temperature is lowered and orange-red at the temperature of liquid air. It has been reported that fluorine reacts with radon, forming radon fluoride. Radon clathrates have also been reported. Radon is still produced for therapeutic use by a few hospitals by pumping it from a radium source and sealing it in minute tubes, called seeds or needles, for application to patients. This practice has now been largely discontinued as hospitals can order the seeds directly from suppliers, who make up the seeds with the desired activity for the day of use. Care must be taken in handling radon, as with other radioactive materials. The main hazard is from inhalation of the element and its solid daughters, which are collected on dust in the air. Good ventilation should be provided where radium, thorium, or actinium is stored to prevent build-up of this element. Radon build-up is a health consideration in uranium mines. Recently radon build-up in homes has been a concern. Many deaths from lung cancer are caused by radon exposure. In the U.S. it is recommended that remedial action be taken if the air from radon in homes exceeds 4 pCi/L.

Rhenium — (L. *Rhenus*, Rhine), Re; at. wt. 186.207(1); at. no. 75; m.p. 3185°C ; b.p. 5596°C ; sp. gr. 20.8 (20°C); valence $-1, +1, 2, 3, 4, 5, 6, 7$. Discovery of rhenium is generally attributed to Noddack, Tacke, and Berg, who announced in 1925 they had detected the element in platinum ores and *columbite*. They also

found the element in *gadolinite* and *molybdenite*. By working up 660 kg of molybdenite they were able in 1928 to extract 1 g of rhenium. The price in 1928 was \$10,000/g. Rhenium does not occur free in nature or as a compound in a distinct mineral species. It is, however, widely spread throughout the Earth's crust to the extent of about 0.001 ppm. Commercial rhenium in the U.S. today is obtained from molybdenite roaster-flue dusts obtained from copper-sulfide ores mined in the vicinity of Miami, Arizona, and elsewhere in Arizona and Utah. Some molybdenites contain from 0.002 to 0.2% rhenium. It is estimated that in 1999 about 16,000 kg of rhenium was being produced. The total estimated world reserves of rhenium is 11,000,000 kg. Natural rhenium is a mixture of two isotopes, one of which has a very long half-life. Thirty-nine other unstable isotopes are recognized. Rhenium metal is prepared by reducing ammonium perrhenate with hydrogen at elevated temperatures. The element is silvery white with a metallic luster; its density is exceeded by that of only platinum, iridium, and osmium, and its melting point is exceeded by that of only tungsten and carbon. It has other useful properties. The usual commercial form of the element is a powder, but it can be consolidated by pressing and resistance-sintering in a vacuum or hydrogen atmosphere. This produces a compact shape in excess of 90% of the density of the metal. Annealed rhenium is very ductile, and can be bent, coiled, or rolled. Rhenium is used as an additive to tungsten and molybdenum-based alloys to impart useful properties. It is widely used for filaments for mass spectrographs and ion gages. Rhenium-molybdenum alloys are superconductive at 10 K. Rhenium is also used as an electrical contact material as it has good wear resistance and withstands arc corrosion. Thermocouples made of Re-W are used for measuring temperatures up to 2200 °C, and rhenium wire has been used in photoflash lamps for photography. Rhenium catalysts are exceptionally resistant to poisoning from nitrogen, sulfur, and phosphorus, and are used for hydrogenation of fine chemicals, hydrocracking, reforming, and disproportionation of olefins. Rhenium has recently become especially important as a catalyst for petroleum refining and in making super-alloys for jet engines. Rhenium costs about \$16/g (99.99% pure). Little is known of its toxicity; therefore, it should be handled with care until more data are available.

Rhodium — (Gr. *rhodon*, rose), Rh; at. wt. 102.90550(2); at. no. 45; m.p. 1964 °C; b.p. 3695 °C; sp. gr. 12.41 (20 °C); valence 2, 3, 4, 5, and 6. Wollaston discovered rhodium in 1803-4 in crude platinum ore he presumably obtained from South America. Rhodium occurs native with other platinum metals in river sands of the Urals and in North and South America. It is also found with other platinum metals in the copper-nickel sulfide ores of the Sudbury, Ontario region. Although the quantity occurring here is very small, the large tonnages of nickel processed make the recovery commercially feasible. The annual world production of rhodium in 1999 was only about 9000 kg. The metal is silvery white and at red heat slowly changes in air to the sesquioxide. At higher temperatures it converts back to the element. Rhodium has a higher melting point and lower density than platinum. Its major use is as an alloying agent to harden platinum and palladium. Such alloys are used for furnace windings, thermocouple elements, bushings for glass fiber production, electrodes for aircraft spark plugs, and laboratory crucibles. It is useful as an electrical contact material as it has a low electrical resistance, a low and stable contact resistance, and is highly resistant to corrosion. Plated rhodium, produced by electroplating or evaporation, is excep-

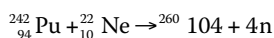
tionally hard and is used for optical instruments. It has a high reflectance and is hard and durable. Rhodium is also used for jewelry, for decoration, and as a catalyst. Fifty-two isotopes and isomers are now known. Rhodium metal (powder) costs about \$180/g (99.9%).

Roentgenium — (Wilhelm Roentgen, discoverer of X-rays), Rg. On December 20, 1994, scientists at GSI Darmstadt, Germany announced they had detected three atoms of a new element with 111 protons and 161 neutrons. This element was made by bombarding ^{83}Bi with ^{28}Ni . Signals of Element 111 appeared for less than 0.002 s, then decayed into lighter elements including Element $^{268}109$ and Element $^{264}107$. These isotopes had not previously been observed. In 2004 IUPAC approved the name roentgenium for Element 111. Roentgenium is expected to have properties similar to gold.

Rubidium — (L. *rubidus*, deepest red), Rb; at. wt. 85.4678(3); at. no. 37; m.p. 39.30 °C; b.p. 688 °C; sp. gr. (solid) 1.532 (20 °C), (liquid) 1.475 (39 °C); valence 1, 2, 3, 4. Discovered in 1861 by Bunsen and Kirchhoff in the mineral *lepidolite* by use of the spectroscope. The element is much more abundant than was thought several years ago. It is now considered to be the 16th most abundant element in the Earth's crust. Rubidium occurs in *pollucite*, *carnallite*, *leucite*, and *zinnwaldite*, which contains traces up to 1%, in the form of the oxide. It is found in *lepidolite* to the extent of about 1.5%, and is recovered commercially from this source. Potassium minerals, such as those found at Searles Lake, California, and potassium chloride recovered from brines in Michigan also contain the element and are commercial sources. It is also found along with cesium in the extensive deposits of *pollucite* at Bernic Lake, Manitoba. Rubidium can be liquid at room temperature. It is a soft, silvery-white metallic element of the alkali group and is the second most electropositive and alkaline element. It ignites spontaneously in air and reacts violently in water, setting fire to the liberated hydrogen. As with other alkali metals, it forms amalgams with mercury and it alloys with gold, cesium, sodium, and potassium. It colors a flame yellowish violet. Rubidium metal can be prepared by reducing rubidium chloride with calcium, and by a number of other methods. It must be kept under a dry mineral oil or in a vacuum or inert atmosphere. Thirty-five isotopes and isomers of rubidium are known. Naturally occurring rubidium is made of two isotopes, ^{85}Rb and ^{87}Rb . Rubidium-87 is present to the extent of 27.83% in natural rubidium and is a beta emitter with a half-life of 4.9×10^{10} years. Ordinary rubidium is sufficiently radioactive to expose a photographic film in about 30 to 60 days. Rubidium forms four oxides: Rb_2O , Rb_2O_2 , Rb_2O_3 , Rb_2O_4 . Because rubidium can be easily ionized, it has been considered for use in "ion engines" for space vehicles; however, cesium is somewhat more efficient for this purpose. It is also proposed for use as a working fluid for vapor turbines and for use in a thermoelectric generator using the magnetohydrodynamic principle where rubidium ions are formed by heat at high temperature and passed through a magnetic field. These conduct electricity and act like an armature of a generator thereby generating an electric current. Rubidium is used as a getter in vacuum tubes and as a photocell component. It has been used in making special glasses. RbAg_4I_5 is important, as it has the highest room-temperature conductivity of any known ionic crystal. At 20 °C its conductivity is about the same as dilute sulfuric acid. This suggests use in thin film batteries and other applications. The present cost in small quantities is about \$50/g (99.8% pure).

Ruthenium — (L. *Ruthenia*, Russia), Ru; at. wt. 101.07(2); at. no. 44, m.p. 2334 °C; b.p. 4150 °C; sp. gr. 12.1 (20 °C); valence 0, 1, 2, 3, 4, 5, 6, 7, 8. Berzelius and Osann in 1827 examined the residues left after dissolving crude platinum from the Ural mountains in *aqua regia*. While Berzelius found no unusual metals, Osann thought he found three new metals, one of which he named ruthenium. In 1844 Klaus, generally recognized as the discoverer, showed that Osann's ruthenium oxide was very impure and that it contained a new metal. Klaus obtained 6 g of ruthenium from the portion of crude platinum that is insoluble in *aqua regia*. A member of the platinum group, ruthenium occurs native with other members of the group of ores found in the Ural mountains and in North and South America. It is also found along with other platinum metals in small but commercial quantities in *pentlandite* of the Sudbury, Ontario, nickel-mining region, and in *pyroxinite* deposits of South Africa. Natural ruthenium contains seven isotopes. Twenty-eight other isotopes and isomers are known, all of which are radioactive. The metal is isolated commercially by a complex chemical process, the final stage of which is the hydrogen reduction of ammonium ruthenium chloride, which yields a powder. The powder is consolidated by powder metallurgy techniques or by argon-arc welding. Ruthenium is a hard, white metal and has four crystal modifications. It does not tarnish at room temperatures, but oxidizes in air at about 800 °C. The metal is not attacked by hot or cold acids or *aqua regia*, but when potassium chlorate is added to the solution, it oxidizes explosively. It is attacked by halogens, hydroxides, etc. Ruthenium can be plated by electrodeposition or by thermal decomposition methods. The metal is one of the most effective hardeners for platinum and palladium, and is alloyed with these metals to make electrical contacts for severe wear resistance. A ruthenium-molybdenum alloy is said to be superconductive at 10.6 K. The corrosion resistance of titanium is improved a hundredfold by addition of 0.1% ruthenium. It is a versatile catalyst. Hydrogen sulfide can be split catalytically by light using an aqueous suspension of CdS particles loaded with ruthenium dioxide. It is thought this may have application to removal of H₂S in oil refining and other industrial processes. Compounds in at least eight oxidation states have been found, but of these, the +2, +3, and +4 states are the most common. Ruthenium tetroxide, like osmium tetroxide, is highly toxic. In addition, it may explode. Ruthenium compounds show a marked resemblance to those of osmium. The metal is priced at about \$25/g (99.95% pure).

Rutherfordium — (Ernest Rutherford [1871–1937], New Zealand, Canadian, and British physicist); Rf; at. wt. [261]; at. no. 104. In 1964, workers of the Joint Nuclear Research Institute at Dubna (Russia) bombarded plutonium with accelerated 113 to 115 MeV neon ions. By measuring fission tracks in a special glass with a microscope, they detected an isotope that decays by spontaneous fission. They suggested that this isotope, which has a half-life of 0.3 ± 0.1 s, might be ²⁶⁰104, produced by the following reaction:



Element 104, the first *transactinide* element, is expected to have chemical properties similar to those of hafnium. It would, for example, form a relatively volatile compound with chlorine (a tetrachloride). The Soviet scientists have performed experiments aimed at chemical identification, and have attempted to show that the 0.3-s activity is more volatile than that of the

relatively nonvolatile actinide trichlorides. This experiment does not fulfill the test of chemically separating the new element from all others, but it provides important evidence for evaluation. New data, reportedly issued by Soviet scientists, have reduced the half-life of the isotope they worked with from 0.3 to 0.15 s. The Dubna scientists suggest the name *kurchatovium* and symbol *Ku* for Element 104, in honor of Igor Vasilevich Kurchatov (1903–1960), late Head of Soviet Nuclear Research. The Dubna Group also has proposed the name *dubnium* for Element 104. In 1969, Ghiorso, Nurmia, Harris, K. A. Y. Eskola, and P. I. Eskola of the University of California at Berkeley reported they had positively identified two, and possibly three, isotopes of Element 104. The group also indicated that after repeated attempts so far they have been unable to produce isotope ²⁶⁰104 reported by the Dubna groups in 1964. The discoveries at Berkeley were made by bombarding a target of ²⁴⁹Cf with ¹²C nuclei of 71 MeV, and ¹³C nuclei of 69 MeV. The combination of ¹²C with ²⁴⁹Cf followed by instant emission of four neutrons produced Element ²⁵⁷104. This isotope has a half-life of 4 to 5 s, decaying by emitting an alpha particle into ²⁵³No, with a half-life of 105 s. The same reaction, except with the emission of three neutrons, was thought to have produced ²⁵⁸104 with a half-life of about 1/100 s. Element ²⁵⁹104 is formed by the merging of a ¹³C nuclei with ²⁴⁹Cf, followed by emission of three neutrons. This isotope has a half-life of 3 to 4 s, and decays by emitting an alpha particle into ²⁵⁵No, which has a half-life of 185 s. Thousands of atoms of ²⁵⁷104 and ²⁵⁹104 have been detected. The Berkeley group believes its identification of ²⁵⁸104 was correct. Eleven isotopes of Element 104 have now been identified. The Berkeley group proposed the name *rutherfordium* (symbol Rf) for the new element, in honor of Ernest Rutherford. This name was formally adapted by IUPAC in August 1997.

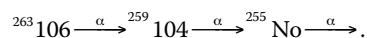
Samarium — (*Samaraskite*, a mineral), Sm; at. wt. 150.36(3); at. no. 62; m.p. 1072 °C; b.p. 1794 °C; sp. gr. (α) 7.520 (25 °C); valence 2 or 3. Discovered spectroscopically by its sharp absorption lines in 1879 by Lecoq de Boisbaudran in the mineral *samaraskite*, named in honor of a Russian mine official, Col. Samarski. Samarium is found along with other members of the rare-earth-elements in many minerals, including *monazite* and *bastnasite*, which are commercial sources. The largest producer of rare-earth minerals is now China, followed by the U.S., India, and Russia. It occurs in monazite to the extent of 2.8%. While *misch metal* containing about 1% of samarium metal has long been used, samarium has not been isolated in relatively pure form until recently. Ion-exchange and solvent extraction techniques have recently simplified separation of the rare earths from one another; more recently, electrochemical deposition, using an electrolytic solution of lithium citrate and a mercury electrode, is said to be a simple, fast, and highly specific way to separate the rare earths. Samarium metal can be produced by reducing the oxide with barium or lanthanum. Samarium has a bright silver luster and is reasonably stable in air. Three crystal modifications of the metal exist, with transformations at 734 and 922 °C. The metal ignites in air at about 150 °C. Thirty-three isotopes and isomers of samarium are now recognized. Natural samarium is a mixture of seven isotopes, three of which are unstable but have long half-lives. Samarium, along with other rare earths, is used for carbon-arc lighting for the motion picture industry. The sulfide has excellent high-temperature stability and good thermoelectric efficiencies up to 1100 °C. SmCo₅ has been used in making a new permanent magnet material with the highest resistance

to demagnetization of any known material. It is said to have an intrinsic coercive force as high as 2200 kA/m. Samarium oxide has been used in optical glass to absorb the infrared. Samarium is used to dope calcium fluoride crystals for use in optical masers or lasers. Compounds of the metal act as sensitizers for phosphors excited in the infrared; the oxide exhibits catalytic properties in the dehydration and dehydrogenation of ethyl alcohol. It is used in infrared absorbing glass and as a neutron absorber in nuclear reactors. The metal is priced at about \$3.50/g (99.9%). Little is known of the toxicity of samarium; therefore, it should be handled carefully.

Scandium — (L. *Scandia*, Scandinavia), Sc; at. wt. 44.955912(6); at. no. 21; m.p. 1541 °C; b.p. 2836 °C; sp. gr. 2.989 (25 °C); valence 3. On the basis of the Periodic System, Mendeleev predicted the existence of *ekaboron*, which would have an atomic weight between 40 of calcium and 48 of titanium. The element was discovered by Nilson in 1878 in the minerals *euxenite* and *gadolinite*, which had not yet been found anywhere except in Scandinavia. By processing 10 kg of euxenite and other residues of rare-earth minerals, Nilson was able to prepare about 2 g of scandium oxide of high purity. Cleve later pointed out that Nilson's scandium was identical with Mendeleev's *ekaboron*. Scandium is apparently a much more abundant element in the sun and certain stars than here on Earth. It is about the 23rd most abundant element in the sun, compared to the 50th most abundant on Earth. It is widely distributed on Earth, occurring in very minute quantities in over 800 mineral species. The blue color of beryl (aquamarine variety) is said to be due to scandium. It occurs as a principal component in the rare mineral *thortveitite*, found in Scandinavia and Malagasy. It is also found in the residues remaining after the extraction of tungsten from Zinnwald *wolframite*, and in *wikite* and *bazzite*. Most scandium is presently being recovered from *thortveitite* or is extracted as a by-product from uranium mill tailings. Metallic scandium was first prepared in 1937 by Fischer, Brunger, and Grieneisen, who electrolyzed a eutectic melt of potassium, lithium, and scandium chlorides at 700 to 800 °C. Tungsten wire and a pool of molten zinc served as the electrodes in a graphite crucible. Pure scandium is now produced by reducing scandium fluoride with calcium metal. The production of the first pound of 99% pure scandium metal was announced in 1960. Scandium is a silver-white metal that develops a slightly yellowish or pinkish cast upon exposure to air. It is relatively soft, and resembles yttrium and the rare-earth metals more than it resembles aluminum or titanium. It is a very light metal and has a much higher melting point than aluminum, making it of interest to designers of spacecraft. Scandium is not attacked by a 1:1 mixture of conc. HNO₃ and 48% HF. Scandium reacts rapidly with many acids. Twenty-three isotopes and isomers of scandium are recognized. The metal is expensive, costing about \$200/g with a purity of about 99.9%. About 20 kg of scandium (as Sc₂O₃) are now being used yearly in the U.S. to produce high-intensity lights, and the radioactive isotope ⁴⁶Sc is used as a tracing agent in refinery crackers for crude oil, etc. Scandium iodide added to mercury vapor lamps produces a highly efficient light source resembling sunlight, which is important for indoor or night-time color TV. Little is yet known about the toxicity of scandium; therefore, it should be handled with care.

Seaborgium — (Glenn T. Seaborg [1912–1999], American chemist and nuclear physicist). Sg; at. wt. [266]; at no. 106. The discovery of *Seaborgium*, Element 106, took place in 1974 almost

simultaneously at the Lawrence-Berkeley Laboratory and at the Joint Institute for Nuclear Research at Dubna, Russia. The Berkeley Group, under direction of Ghiorso, used the Super-Heavy Ion Linear Accelerator (Super HILAC) as a source of heavy ¹⁸O ions to bombard a 259-μg target of ²⁴⁹Cf. This resulted in the production and positive identification of ²⁶³106, which decayed with a half-life of 0.9 ± 0.2 s by the emission of alpha particles as follows:



The Dubna Team, directed by Flerov and Organessian, produced heavy ions of ⁵⁴Cr with their 310-cm heavy-ion cyclotron to bombard ²⁰⁷Pb and ²⁰⁸Pb and found a product that decayed with a half-life of 7 ms. They assigned ²⁵⁹106 to this isotope. It is now thought seven isotopes of *Seaborgium* have been identified. Two of the isotopes are believed to have half-lives of about 30 s. *Seaborgium* most likely would have properties resembling tungsten. The IUPAC adopted the name *Seaborgium* in August 1997. Normally the naming of an element is not given until after the death of the person for which the element is named; however, in this case, it was named while Dr. Seaborg was still alive.

Selenium — (Gr. *Selene*, moon), Se; at. wt. 78.96(3); at. no. 34; m.p. (gray) 221 °C; b.p. (gray) 685 °C; sp. gr. (gray) 4.79, (vitreous) 4.28; valence -2, +4, or +6. Discovered by Berzelius in 1817, who found it associated with tellurium, named for the Earth. Selenium is found in a few rare minerals, such as *crooksite* and *clausthalite*. In years past it has been obtained from flue dusts remaining from processing copper sulfide ores, but the anode muds from electrolytic copper refineries now provide the source of most of the world's selenium. Selenium is recovered by roasting the muds with soda or sulfuric acid, or by smelting them with soda and niter. Selenium exists in several allotropic forms. Three are generally recognized, but as many as six have been claimed. Selenium can be prepared with either an amorphous or crystalline structure. The color of amorphous selenium is either red, in powder form, or black, in vitreous form. Crystalline monoclinic selenium is a deep red; crystalline hexagonal selenium, the most stable variety, is a metallic gray. Natural selenium contains six stable isotopes. Twenty-nine other isotopes and isomers have been characterized. The element is a member of the sulfur family and resembles sulfur both in its various forms and in its compounds. Selenium exhibits both photovoltaic action, where light is converted directly into electricity, and photoconductive action, where the electrical resistance decreases with increased illumination. These properties make selenium useful in the production of photocells and exposure meters for photographic use, as well as solar cells. Selenium is also able to convert a.c. electricity to d.c., and is extensively used in rectifiers. Below its melting point, selenium is a p-type semiconductor and is finding many uses in electronic and solid-state applications. It is used in xerography for reproducing and copying documents, letters, etc., but recently its use in this application has been decreasing in favor of certain organic compounds. It is used by the glass industry to decolorize glass and to make ruby-colored glasses and enamels. It is also used as a photographic toner, and as an additive to stainless steel. Elemental selenium has been said to be practically nontoxic and is considered to be an essential trace element; however, hydrogen selenide and other selenium compounds are extremely toxic, and resemble arsenic in their physiological reactions. Hydrogen selenide in a concentration

of 1.5 ppm is intolerable to man. Selenium occurs in some soils in amounts sufficient to produce serious effects on animals feeding on plants, such as locoweed, grown in such soils. Selenium (99.5%) is priced at about \$250/kg. It is also available in high-purity form at a cost of about \$350/kg (99.999%).

Silicon — (L. *silix*, *silicis*, flint), Si; at. wt. [28.084; 28.086]; at. no. 14; m.p. 1414 °C; b.p. 3265 °C; sp. gr. 2.33 (25 °C); valence 4. Davy in 1800 thought silica to be a compound and not an element; later in 1811, Gay Lussac and Thenard probably prepared impure amorphous silicon by heating potassium with silicon tetrafluoride. Berzelius, generally credited with the discovery, in 1824 succeeded in preparing amorphous silicon by the same general method as used earlier, but he purified the product by removing the fluosilicates by repeated washings. Deville in 1854 first prepared crystalline silicon, the second allotropic form of the element. Silicon is present in the sun and stars and is a principal component of a class of meteorites known as "aerolites." It is also a component of *tektites*, a natural glass of uncertain origin. Natural silicon contains three isotopes. Twenty-four other radioactive isotopes are recognized. Silicon makes up 25.7% of the Earth's crust, by weight, and is the second most abundant element, being exceeded only by oxygen. Silicon is not found free in nature, but occurs chiefly as the oxide and as silicates. *Sand, quartz, rock crystal, amethyst, agate, flint, jasper, and opal* are some of the forms in which the oxide appears. *Granite, hornblende, asbestos, feldspar, clay mica*, etc. are but a few of the numerous silicate minerals. Silicon is prepared commercially by heating silica and carbon in an electric furnace, using carbon electrodes. Several other methods can be used for preparing the element. Amorphous silicon can be prepared as a brown powder, which can be easily melted or vaporized. Crystalline silicon has a metallic luster and grayish color. The Czochralski process is commonly used to produce single crystals of silicon used for solid-state or semiconductor devices. Hyperpure silicon can be prepared by the thermal decomposition of ultra-pure trichlorosilane in a hydrogen atmosphere, and by a vacuum float zone process. This product can be doped with boron, gallium, phosphorus, or arsenic to produce silicon for use in transistors, solar cells, rectifiers, and other solid-state devices that are used extensively in the electronics and space-age industries. Hydrogenated amorphous silicon has shown promise in producing economical cells for converting solar energy into electricity. Silicon is a relatively inert element, but it is attacked by halogens and dilute alkali. Most acids, except hydrofluoric, do not affect it. Silicones are important products of silicon. They may be prepared by hydrolyzing a silicon organic chloride, such as dimethyl silicon chloride. Hydrolysis and condensation of various substituted chlorosilanes can be used to produce a very great number of polymeric products, or silicones, ranging from liquids to hard, glasslike solids with many useful properties. Elemental silicon transmits more than 95% of all wavelengths of infrared, from 1.3 to 6.7 μm . Silicon is one of man's most useful elements. In the form of sand and clay it is used to make concrete and brick; it is a useful refractory material for high-temperature work, and in the form of silicates it is used in making enamels, pottery, etc. Silica, as sand, is a principal ingredient of glass, one of the most inexpensive of materials with excellent mechanical, optical, thermal, and electrical properties. Glass can be made in a very great variety of shapes, and is used as containers, window glass, insulators, and thousands of other uses. Silicon tetrachloride can be used to iridize glass. Silicon is important

in plant and animal life. Diatoms in both fresh and salt water extract silica from the water to build up their cell walls. Silica is present in ashes of plants and in the human skeleton. Silicon is an important ingredient in steel; silicon carbide is one of the most important abrasives and has been used in lasers to produce coherent light of 4560 Å. A remarkable material, first discovered in 1930, is *Aerogel*, which is now used by NASA in their space missions to collect cometary and interplanet dust. *Aerogel* is a highly insulative material that has the lowest density of any known solid. One form of *Aerogel* is 99.9% air and 0.1% SiO_2 by volume. It is 1000 times less dense than glass. It has been called "blue smoke" or "solid smoke." A block of *Aerogel* as large as a person may weigh less than a pound and yet support the weight of 1000 lbs (455 kg). This material is expected to trap cometary particles traveling at speeds of 32 km/sec. *Aerogel* is said to be non-toxic and non-inflammable. It has high thermal insulating qualities that could be used in home insulation. Its light weight may have aircraft applications. Regular grade silicon (99.5%) costs about \$160/kg. Silicon (99.9999%) pure costs about \$200/kg; hyperpure silicon is available at a higher cost. Miners, stonecutters, and other engaged in work where siliceous dust is breathed in large quantities often develop a serious lung disease known as *silicosis*.

Silver — (Anglo-Saxon, *Seolfor siolfur*), Ag (L. *argentum*), at. wt. 107.8682(2); at. no. 47; m.p. 961.78 °C; b.p. 2162 °C; sp. gr. 10.50 (20 °C); valence 1, 2. Silver has been known since ancient times. It is mentioned in Genesis. Slag dumps in Asia Minor and on islands in the Aegean Sea indicate that man learned to separate silver from lead as early as 3000 B.C. Silver occurs native and in ores such as *argentite* (Ag_2S) and *horn silver* (AgCl); lead, lead-zinc, copper, gold, and copper-nickel ores are principal sources. Mexico, Canada, Peru, and the U.S. are the principal silver producers in the western hemisphere. Silver is also recovered during electrolytic refining of copper. Commercial fine silver contains at least 99.9% silver. Purities of 99.999+% are available commercially. Pure silver has a brilliant white metallic luster. It is a little harder than gold and is very ductile and malleable, being exceeded only by gold and perhaps palladium. Pure silver has the highest electrical and thermal conductivity of all metals, and possesses the lowest contact resistance. It is stable in pure air and water, but tarnishes when exposed to ozone, hydrogen sulfide, or air containing sulfur. The alloys of silver are important. Sterling silver is used for jewelry, silverware, etc. where appearance is paramount. This alloy contains 92.5% silver, the remainder being copper or some other metal. Silver is of utmost importance in photography, about 30% of the U.S. industrial consumption going into this application. It is used for dental alloys. Silver is used in making solder and brazing alloys, electrical contacts, and high capacity silver-zinc and silver-cadmium batteries. Silver paints are used for making printed circuits. It is used in mirror production and may be deposited on glass or metals by chemical deposition, electrodeposition, or by evaporation. When freshly deposited, it is the best reflector of visible light known, but is rapidly tarnishes and loses much of its reflectance. It is a poor reflector of ultraviolet. Silver fulminate ($\text{Ag}_2\text{C}_2\text{N}_2\text{O}_2$), a powerful explosive, is sometimes formed during the silvering process. Silver iodide is used in seeding clouds to produce rain. Silver chloride has interesting optical properties as it can be made transparent; it also is a cement for glass. Silver nitrate, or *lunar caustic*, the most important silver compound, is used extensively in photog-

raphy. While silver itself is not considered to be toxic, most of its salts are poisonous. Natural silver contains two stable isotopes. Fifty-six other radioactive isotopes and isomers are known. Silver compounds can be absorbed in the circulatory system and reduced silver deposited in the various tissues of the body. A condition, known as *argyria*, results with a greyish pigmentation of the skin and mucous membranes. Silver has germicidal effects and kills many lower organisms effectively without harm to higher animals. Silver for centuries has been used traditionally for coinage by many countries of the world. In recent times, however, consumption of silver has at times greatly exceeded the output. In 1939, the price of silver was fixed by the U.S. Treasury at 71¢/troy oz., and at 90.5¢/troy oz. in 1946. In November 1961 the U.S. Treasury suspended sales of nonmonetized silver, and the price stabilized for a time at about \$1.29, the melt-down value of silver U.S. coins. The Coinage Act of 1965 authorized a change in the metallic composition of the three U.S. subsidiary denominations to clad or composite type coins. This was the first change in U.S. coinage since the monetary system was established in 1792. Clad dimes and quarters are made of an outer layer of 75% Cu and 25% Ni bonded to a central core of pure Cu. The composition of the one- and five-cent pieces remains unchanged. One-cent coins are 95% Cu and 5% Zn. Five-cent coins are 75% Cu and 25% Ni. Old silver dollars are 90% Ag and 10% Cu. Earlier subsidiary coins of 90% Ag and 10% Cu officially were to circulate alongside the clad coins; however, in practice they have largely disappeared (Gresham's Law), as the value of the silver is now greater than their exchange value. Silver coins of other countries have largely been replaced with coins made of other metals. On June 24, 1968, the U.S. Government ceased to redeem U.S. Silver Certificates with silver. Since that time, the price of silver has fluctuated widely. As of January 2002, the price of silver was about \$4.10/troy oz. (13¢/g); however the price has fluctuated considerably due to market instability. The price of silver in 2001 was only about four times the cost of the metal about 150 years ago. This has largely been caused by Central Banks disposing of some of their silver reserves and the development of more productive mines with better refining methods. Also, silver has been displaced by other metals or processes, such as digital photography.

Sodium — (English, *soda*; Medieval Latin, *sodanum*, headache remedy), Na (L. *natrium*); at. wt. 22.98976928(2); at. no. 11; m.p. 97.80 °C; b.p. 883 °C; sp. gr. 0.971 (20 °C); valence 1. Long recognized in compounds, sodium was first isolated by Davy in 1807 by electrolysis of caustic soda. Sodium is present in fair abundance in the sun and stars. The D lines of sodium are among the most prominent in the solar spectrum. Sodium is the sixth most abundant element on earth, comprising about 2.6% of the Earth's crust; it is the most abundant of the alkali group of metals of which it is a member. The most common compound is sodium chloride, but it occurs in many other minerals, such as *soda niter*, *cryolite*, *amphibole*, *zeolite*, *sodalite*, etc. It is a very reactive element and is never found free in nature. It is now obtained commercially by the electrolysis of absolutely dry fused sodium chloride. This method is much cheaper than that of electrolyzing sodium hydroxide, as was used several years ago. Sodium is a soft, bright, silvery metal that floats on water, decomposing it with the evolution of hydrogen and the formation of the hydroxide. It may or may not ignite spontaneously on water, depending on the amount of oxide and metal exposed to the water. It normally does not ignite in air at temperatures below 115 °C. Sodium

should be handled with respect, as it can be dangerous when improperly handled. Metallic sodium is vital in the manufacture of sodamide and esters, and in the preparation of organic compounds. The metal may be used to improve the structure of certain alloys, to descale metal, to purify molten metals, and as a heat transfer agent. An alloy of sodium with potassium, NaK, is also an important heat transfer agent. Sodium compounds are important to the paper, glass, soap, textile, petroleum, chemical, and metal industries. Soap is generally a sodium salt of certain fatty acids. The importance of common salt to animal nutrition has been recognized since prehistoric times. Among the many compounds that are of the greatest industrial importance are common salt (NaCl), soda ash (Na₂CO₃), baking soda (NaHCO₃), caustic soda (NaOH), Chile saltpeter (NaNO₃), di- and tri-sodium phosphates, sodium thiosulfate (hypo, Na₂S₂O₃ · 5H₂O), and borax (Na₂B₄O₇ · 10H₂O). Seventeen isotopes of sodium are recognized. Metallic sodium is priced at about \$575/kg (99.95%). On a volume basis, it is the cheapest of all metals. Sodium metal should be handled with great care. It should be kept in an inert atmosphere and contact with water and other substances with which sodium reacts should be avoided.

Strontium — (*Strontian*, town in Scotland), Sr; at. wt. 87.62(1); at. no. 38; m.p. 777 °C; b.p. 1382 °C; sp. gr. 2.64; valence 2. Isolated by Davey by electrolysis in 1808; however, Adair Crawford in 1790 recognized a new mineral (strontianite) as differing from other barium minerals (baryta). Strontium is found chiefly as *celestite* (SrSO₄) and *strontianite* (SrCO₃). *Celestite* is found in Mexico, Turkey, Iran, Spain, Algeria, and in the U.K. The U.S. has no active *celestite* mines. The metal can be prepared by electrolysis of the fused chloride mixed with potassium chloride, or is made by reducing strontium oxide with aluminum in a vacuum at a temperature at which strontium distills off. Three allotropic forms of the metal exist, with transition points at 235 and 540 °C. Strontium is softer than calcium and decomposes water more vigorously. It does not absorb nitrogen below 380 °C. It should be kept under mineral oil to prevent oxidation. Freshly cut strontium has a silvery appearance, but rapidly turns a yellowish color with the formation of the oxide. The finely divided metal ignites spontaneously in air. Volatile strontium salts impart a beautiful crimson color to flames, and these salts are used in pyrotechnics and in the production of flares. Natural strontium is a mixture of four stable isotopes. Thirty-two other unstable isotopes and isomers are known to exist. Of greatest importance is ⁹⁰Sr with a half-life of 29 years. It is a product of nuclear fallout and presents a health problem. This isotope is one of the best long-lived high-energy beta emitters known, and is used in SNAP (Systems for Nuclear Auxiliary Power) devices. These devices hold promise for use in space vehicles, remote weather stations, navigational buoys, etc., where a lightweight, long-lived, nuclear-electric power source is needed. The major use for strontium at present is in producing glass for color television picture tubes. All color TV and cathode ray tubes sold in the U.S. are required by law to contain strontium in the face plate glass to block X-ray emission. Strontium also improves the brilliance of the glass and the quality of the picture. It has also found use in producing ferrite magnets and in refining zinc. Strontium titanate is an interesting optical material as it has an extremely high refractive index and an optical dispersion greater than that of diamond. It has been used as a gemstone, but it is very soft. It does not occur naturally. Strontium metal (99% pure) costs about \$220/kg.

Sulfur — (Sanskrit, *sulvere*; L. *sulphurium*), S; at. wt. [32.059; 32.076]; at. no. 16; m.p. 115.21 °C; b.p. 444.61 °C; t_c 1041 °C; sp. gr. (rhombic) 2.07, (monoclinic) 2.00 (20 °C); valence 2, 4, or 6. Known to the ancients; referred to in Genesis as *brimstone*. Sulfur is found in meteorites. A dark area near the crater Aristarchus on the moon has been studied by R. W. Wood with ultraviolet light. This study suggests strongly that it is a sulfur deposit. Sulfur occurs native in the vicinity of volcanoes and hot springs. It is widely distributed in nature as *iron pyrites*, *galena*, *sphalerite*, *cinnabar*, *stibnite*, *gypsum*, *Epsom salts*, *celestite*, *barite*, etc. Sulfur is commercially recovered from wells sunk into the salt domes along the Gulf Coast of the U.S. It is obtained from these wells by the Frasch process, which forces heated water into the wells to melt the sulfur, which is then brought to the surface. Sulfur also occurs in natural gas and petroleum crudes and must be removed from these products. Formerly this was done chemically, which wasted the sulfur. New processes now permit recovery, and these sources promise to be very important. Large amounts of sulfur are being recovered from Alberta gas fields. Sulfur is a pale yellow, odorless, brittle solid that is insoluble in water but soluble in carbon disulfide. In every state, whether gas, liquid or solid, elemental sulfur occurs in more than one allotropic form or modification; these present a confusing multitude of forms whose relations are not yet fully understood. Amorphous or “plastic” sulfur is obtained by fast cooling of the crystalline form. X-ray studies indicate that amorphous sulfur may have a helical structure with eight atoms per spiral. Crystalline sulfur seems to be made of rings, each containing eight sulfur atoms that fit together to give a normal X-ray pattern. Twenty-one isotopes of sulfur are now recognized. Four occur in natural sulfur, none of which is radioactive. A finely divided form of sulfur, known as *flowers of sulfur*, is obtained by sublimation. Sulfur readily forms sulfides with many elements. Sulfur is a component of black gunpowder, and is used in the vulcanization of natural rubber and a fungicide. It is also used extensively in making phosphatic fertilizers. A tremendous tonnage is used to produce sulfuric acid, the most important manufactured chemical. It is used in making sulfite paper and other papers, as a fumigant, and in the bleaching of dried fruits. The element is a good electrical insulator. Organic compounds containing sulfur are very important. Calcium sulfate, ammonium sulfate, carbon disulfide, sulfur dioxide, and hydrogen sulfide are but a few of the many other important compounds of sulfur. Sulfur is essential to life. It is a minor constituent of fats, body fluids, and skeletal minerals. Carbon disulfide, hydrogen sulfide, and sulfur dioxide should be handled carefully. Hydrogen sulfide in small concentrations can be metabolized, but in higher concentrations it can quickly cause death by respiratory paralysis. It is insidious in that it quickly deadens the sense of smell. Sulfur dioxide is a dangerous component in atmospheric pollution. Sulfur (99.999%) costs about \$575/kg.

Tantalum — (Gr. *Tantalos*, mythological character, father of *Niobe*), Ta; at. wt. 180.94788(2); at. no. 73; m.p. 3017 °C; b.p. 5458 °C; sp. gr. 16.4; valence 2?, 3, 4?, or 5. Discovered in 1802 by Ekeberg, but many chemists thought niobium and tantalum were identical elements until Rose, in 1844, and Marignac, in 1866, showed that niobic and tantalic acids were two different acids. The early investigators only isolated the impure metal. The first relatively pure ductile tantalum was produced by von Bolton in 1903. Tantalum occurs principally in the mineral *columbite-tantalite* (Fe, Mn)(Nb, Ta)₂O₆. Tantalum ores are found in Australia, Brazil, Rwanda, Zimbabwe, Congo-

Kinshasa, Nigeria, and Canada. Separation of tantalum from niobium requires several complicated steps. Several methods are used to commercially produce the element, including electrolysis of molten potassium fluorotantalate, reduction of potassium fluorotantalate with sodium, or reacting tantalum carbide with tantalum oxide. Thirty-four isotopes and isomers of tantalum are known to exist. Natural tantalum contains two isotopes, one of which is radioactive with a very long half-life. Tantalum is a gray, heavy, and very hard metal. When pure, it is ductile and can be drawn into fine wire, which is used as a filament for evaporating metals such as aluminum. Tantalum is almost completely immune to chemical attack at temperatures below 150 °C, and is attacked only by hydrofluoric acid, acidic solutions containing the fluoride ion, and free sulfur trioxide. Alkalis attack it only slowly. At high temperatures, tantalum becomes much more reactive. The element has a melting point exceeded only by tungsten and rhenium. Tantalum is used to make a variety of alloys with desirable properties such as high melting point, high strength, good ductility, etc. Scientists at Los Alamos have produced a tantalum carbide graphite composite material that is said to be one of the hardest materials ever made. The compound has a melting point of 3738 °C. Tantalum has good “gettering” ability at high temperatures, and tantalum oxide films are stable and have good rectifying and dielectric properties. Tantalum is used to make electrolytic capacitors and vacuum furnace parts, which account for about 60% of its use. The metal is also widely used to fabricate chemical process equipment, nuclear reactors, and aircraft and missile parts. Tantalum is completely immune to body liquids and is a nonirritating metal. It has, therefore, found wide use in making surgical appliances. Tantalum oxide is used to make special glass with a high index of refraction for camera lenses. The metal has many other uses. The price of (99.9%) tantalum is about \$2/g.

Technetium — (Gr. *technetos*, artificial), Tc; at. wt. (98); at. no. 43; m.p. 2157 °C; b.p. 4265 °C; sp. gr. 11.50 (calc.); valence 0, +2, +4, +5, +6, and +7. Element 43 was predicted on the basis of the periodic table, and was erroneously reported as having been discovered in 1925, at which time it was named *masurium*. The element was actually discovered by Perrier and Segre in Italy in 1937. It was found in a sample of molybdenum that was bombarded by deuterons in the Berkeley cyclotron, and which E. Lawrence sent to these investigators. Technetium was the first element to be produced artificially. Since its discovery, searches for the element in terrestrial materials have been made without success. If it does exist, the concentration must be very small. Technetium has been found in the spectrum of S-, M-, and N-type stars, and its presence in stellar matter is leading to new theories of the production of heavy elements in the stars. Forty-three isotopes and isomers of technetium, with mass numbers ranging from 86 to 113, are known. ⁹⁷Tc has a half-life of 2.6×10^6 years. ⁹⁸Tc has a half-life of 4.2×10^6 years. The isomeric isotope ^{95m}Tc, with a half-life of 61 days, is useful for tracer work, as it produces energetic gamma rays. Technetium metal has been produced in kilogram quantities. The metal was first prepared by passing hydrogen gas at 1100 °C over Tc₂S₇. It is now conveniently prepared by the reduction of ammonium pertechnetate with hydrogen. Technetium is a silvery-gray metal that tarnishes slowly in moist air. Until 1960, technetium was available only in small amounts and the price was as high as \$2800/g, but the price is now of the order of \$100/g. The chemistry of technetium is similar to that of rhenium. Technetium dissolves in

nitric acid, aqua regia, and concentrated sulfuric acid, but is not soluble in hydrochloric acid of any strength. The element is a remarkable corrosion inhibitor for steel. It is reported that mild carbon steels may be effectively protected by as little as 55 ppm of KTcO_4 in aerated distilled water at temperatures up to 250 °C. This corrosion protection is limited to closed systems, since technetium is radioactive and must be confined. ^{99}Tc has a specific activity of 6.2×10^8 Bq/g. Activity of this level must not be allowed to spread. ^{99}Tc is a contamination hazard and should be handled in a glove box. The metal is an excellent superconductor at 11K and below.

Tellurium — (L. *tellus*, earth), Te; at. wt. 127.60(3); at. no. 52; m.p. 449.51 °C; b.p. 988 °C; sp. gr. 6.23 (20 °C); valence -2, 4, or 6. Discovered by Muller von Reichenstein in 1782; named by Klaproth, who isolated it in 1798. Tellurium is occasionally found native, but is more often found as the telluride of gold (*calaverite*), and combined with other metals. It is recovered commercially from the anode muds produced during the electrolytic refining of blister copper. The U.S., Canada, Peru, and Japan are the largest producers of the element. Crystalline tellurium has a silvery-white appearance, and when pure exhibits a metallic luster. It is brittle and easily pulverized. Amorphous tellurium is formed by precipitating tellurium from a solution of telluric or tellurous acid. Whether this form is truly amorphous, or made of minute crystals, is open to question. Tellurium is a p-type semiconductor, and shows greater conductivity in certain directions, depending on alignment of the atoms. Its conductivity increases slightly with exposure to light. It can be doped with silver, copper, gold, tin, or other elements. In air, tellurium burns with a greenish-blue flame, forming the dioxide. Molten tellurium corrodes iron, copper, and stainless steel. Tellurium and its compounds are probably toxic and should be handled with care. Workmen exposed to as little as 0.01 mg/m³ of air, or less, develop “tellurium breath,” which has a garlic-like odor. Forty-two isotopes and isomers of tellurium are known, with atomic masses ranging from 106 to 138. Natural tellurium consists of eight isotopes, two of which are radioactive with very long half-lives. Tellurium improves the machinability of copper and stainless steel, and its addition to lead decreases the corrosive action of sulfuric acid on lead and improves its strength and hardness. Tellurium catalysts are used in the oxidation of organic compounds and are used in hydrogenation and halogenation reactions. Tellurium is also used in electronic and semiconductor devices. It is also used as a basic ingredient in blasting caps, and is added to cast iron for chill control. Tellurium is used in ceramics. Bismuth telluride has been used in thermoelectric devices. Tellurium costs about 50¢/g, with a purity of about 99.5%. The metal with a purity of 99.999% costs about \$5/g.

Terbium — (Ytterby, village in Sweden), Tb; at. wt. 158.92534(2); at. no. 65; m.p. 1356 °C; b.p. 3230 °C; sp. gr. 8.230; valence 3, 4. Discovered by Mosander in 1843. Terbium is a member of the lanthanide or “rare earth” group of elements. It is found in *cerite*, *gadolinite*, and other minerals along with other rare earths. It is recovered commercially from *monazite* in which it is present to the extent of 0.03%, from *xenotime*, and from *euxenite*, a complex oxide containing 1% or more of terbium. Terbium has been isolated only in recent years with the development of ion-exchange techniques for separating the rare-earth elements. As with other rare earths, it can be produced by reducing the anhydrous chloride or fluoride with calcium

metal in a tantalum crucible. Calcium and tantalum impurities can be removed by vacuum remelting. Other methods of isolation are possible. Terbium is reasonably stable in air. It is a silver-gray metal, and is malleable, ductile, and soft enough to be cut with a knife. Two crystal modifications exist, with a transformation temperature of 1289 °C. Forty-two isotopes and isomers are recognized. The oxide is a chocolate or dark maroon color. Sodium terbium borate is used as a laser material and emits coherent light at 0.546 μm . Terbium is used to dope calcium fluoride, calcium tungstate, and strontium molybdate, used in solid-state devices. The oxide has potential application as an activator for green phosphors used in color TV tubes. It can be used with ZrO_2 as a crystal stabilizer of fuel cells that operate at elevated temperature. Few other uses have been found. The element is priced at about \$40/g (99.9%). Little is known of the toxicity of terbium. It should be handled with care as with other lanthanide elements.

Thallium — (Gr. *thallos*, a green shoot or twig), Tl; at. wt. [204.382; 204.385]; at. no. 81; m.p. 304 °C; b.p. 1473 °C; sp. gr. 11.85 (20 °C); valence 1, or 3. Thallium was discovered spectroscopically in 1861 by Crookes. The element was named after the beautiful green spectral line, which identified the element. The metal was isolated both by Crookes and Lamy in 1862 about the same time. Thallium occurs in *crooksite*, *lorandite*, and *hutchinsonite*. It is also present in *pyrites* and is recovered from the roasting of this ore in connection with the production of sulfuric acid. It is also obtained from the smelting of lead and zinc ores. Extraction is somewhat complex and depends on the source of the thallium. Manganese nodules, found on the ocean floor, contain thallium. When freshly exposed to air, thallium exhibits a metallic luster, but soon develops a bluish-gray tinge, resembling lead in appearance. A heavy oxide builds up on thallium if left in air, and in the presence of water the hydroxide is formed. The metal is very soft and malleable. It can be cut with a knife. Forty-seven isotopes of thallium, with atomic masses ranging from 179 to 210 are recognized. Natural thallium is a mixture of two isotopes. The element and its compounds are toxic and should be handled carefully. Contact of the metal with skin is dangerous, and when melting the metal adequate ventilation should be provided. Thallium is suspected of carcinogenic potential for man. Thallium sulfate has been widely employed as a rodenticide and ant killer. It is odorless and tasteless, giving no warning of its presence. Its use, however, has been prohibited in the U.S. since 1975 as a household insecticide and rodenticide. The electrical conductivity of thallium sulfide changes with exposure to infrared light, and this compound is used in photocells. Thallium bromide-iodide crystals have been used as infrared optical materials. Thallium has been used, with sulfur or selenium and arsenic, to produce low melting glasses which become fluid between 125 and 150 °C. These glasses have properties at room temperatures similar to ordinary glasses and are said to be durable and insoluble in water. Thallium oxide has been used to produce glasses with a high index of refraction. Thallium has been used in treating ringworm and other skin infections; however, its use has been limited because of the narrow margin between toxicity and therapeutic benefits. A mercury-thallium alloy, which forms a eutectic at 8.5% thallium, is reported to freeze at -60 °C, some 20° below the freezing point of mercury. Thallium metal (99.999%) costs about \$2/g.

Thorium — (*Thor*, Scandinavian god of war), Th; at. wt. 232.03806(2); at. no. 90; m.p. 1750 °C; b.p. 4788 °C; sp. gr. 11.72; valence +2(?), +3(?), +4. Discovered by Berzelius in 1828. Thorium occurs in *thorite* (ThSiO₄) and in *thorianite* (ThO₂ + UO₂). Large deposits of thorium minerals have been reported in New England and elsewhere, but these have not yet been exploited. Thorium is now thought to be about three times as abundant as uranium and about as abundant as lead or molybdenum. The metal is a source of nuclear power. There is probably more energy available for use from thorium in the minerals of the Earth's crust than from both uranium and fossil fuels. Any sizable demand for thorium as a nuclear fuel is still several years in the future. Work has been done in developing thorium cycle converter-reactor systems. Several prototypes, including the HTGR (high-temperature gas-cooled reactor) and MSRE (molten salt converter reactor experiment), have operated. While the HTGR reactors are efficient, they are not expected to become important commercially for many years because of certain operating difficulties. Thorium is recovered commercially from the mineral *monazite*, which contains from 3 to 9% ThO₂ along with rare-earth minerals. Much of the internal heat the Earth produces has been attributed to thorium and uranium. Several methods are available for producing thorium metal: it can be obtained by reducing thorium oxide with calcium, by electrolysis of anhydrous thorium chloride in a fused mixture of sodium and potassium chlorides, by calcium reduction of thorium tetrachloride mixed with anhydrous zinc chloride, and by reduction of thorium tetrachloride with an alkali metal. Thorium was originally assigned a position in Group IV of the periodic table. Because of its atomic weight, valence, etc., it is now considered to be the second member of the *actinide* series of elements. When pure, thorium is a silvery-white metal which is air stable and retains its luster for several months. When contaminated with the oxide, thorium slowly tarnishes in air, becoming gray and finally black. The physical properties of thorium are greatly influenced by the degree of contamination with the oxide. The purest specimens often contain several tenths of a percent of the oxide. High-purity thorium has been made. Pure thorium is soft, very ductile, and can be cold-rolled, swaged, and drawn. Thorium is dimorphic, changing at 1400 °C from a cubic to a body-centered cubic structure. Thorium oxide has a melting point of 3300 °C, which is the highest of all oxides. Only a few elements, such as tungsten, and a few compounds, such as tantalum carbide, have higher melting points. Thorium is slowly attacked by water, but does not dissolve readily in most common acids, except hydrochloric. Powdered thorium metal is often pyrophoric and should be carefully handled. When heated in air, thorium turnings ignite and burn brilliantly with a white light. The principal use of thorium has been in the preparation of the Welsbach mantle, used for portable gas lights. These mantles, consisting of thorium oxide with about 1% cerium oxide and other ingredients, glow with a dazzling light when heated in a gas flame. Thorium is an important alloying element in magnesium, imparting high strength and creep resistance at elevated temperatures. Because thorium has a low work-function and high electron emission, it is used to coat tungsten wire used in electronic equipment. The oxide is also used to control the grain size of tungsten used for electric lamps; it is also used for high-temperature laboratory crucibles. Glasses containing thorium oxide have a high refractive index and low dispersion. Consequently, they find application in high quality lenses for

cameras and scientific instruments. Thorium oxide has also found use as a catalyst in the conversion of ammonia to nitric acid, in petroleum cracking, and in producing sulfuric acid. Thorium has not found many uses due to its radioactive nature and its handling and disposal problems. Thirty isotopes of thorium are known with atomic masses ranging from 210 to 237. All are unstable. ²³²Th occurs naturally and has a half-life of 1.4×10^{10} years. It is an alpha emitter. ²³²Th goes through six alpha and four beta decay steps before becoming the stable isotope ²⁰⁸Pb. ²³²Th is sufficiently radioactive to expose a photographic plate in a few hours. Thorium disintegrates with the production of "thoron" (²²⁰Rn), which is an alpha emitter and presents a radiation hazard. Good ventilation of areas where thorium is stored or handled is therefore essential. Thorium metal (99.8%) costs about \$25/g.

Thulium — (*Thule*, the earliest name for Scandinavia), Tm; at. wt. 168.93421(2); at. no. 69; m.p. 1545 °C; b.p. 1950 °C; sp. gr. 9.321 (25 °C); valence 3. Discovered in 1879 by Cleve. Thulium occurs in small quantities along with other rare earths in a number of minerals. It is obtained commercially from *monazite*, which contains about 0.007% of the element. Thulium is the least abundant of the rare-earth elements, but with new sources recently discovered, it is now considered to be about as rare as silver, gold, or cadmium. Ion-exchange and solvent extraction techniques have recently permitted much easier separation of the rare earths, with much lower costs. Only a few years ago, thulium metal was not obtainable at any cost; in 1996 the oxide cost \$20/g. Thulium metal powder now costs \$70/g (99.9%). Thulium can be isolated by reduction of the oxide with lanthanum metal or by calcium reduction of the anhydrous fluoride. The pure metal has a bright, silvery luster. It is reasonably stable in air, but the metal should be protected from moisture in a closed container. The element is silver-gray, soft, malleable, and ductile, and can be cut with a knife. Forty-one isotopes and isomers are known, with atomic masses ranging from 146 to 176. Natural thulium, which is 100% ¹⁶⁹Tm, is stable. Because of the relatively high price of the metal, thulium has not yet found many practical applications. ¹⁶⁹Tm bombarded in a nuclear reactor can be used as a radiation source in portable X-ray equipment. ¹⁷¹Tm is potentially useful as an energy source. Natural thulium also has possible use in *ferrites* (ceramic magnetic materials) used in microwave equipment. As with other lanthanides, thulium has a low-to-moderate acute toxicity rating. It should be handled with care.

Tin — (Anglo-Saxon, *tin*), Sn (L. *stannum*); at. wt. 118.710(7); at. no. 50; m.p. 231.93 °C; b.p. 2602 °C; sp. gr. (gray) 5.77, (white) 7.29; valence 2, 4. Known to the ancients. Tin is found chiefly in *cassiterite* (SnO₂). Most of the world's supply comes from China, Indonesia, Peru, Brazil, and Bolivia. The U.S. produces almost none, although occurrences have been found in Alaska and Colorado. Tin is obtained by reducing the ore with coal in a reverberatory furnace. Ordinary tin is composed of ten stable isotopes; thirty-six unstable isotopes and isomers are also known. Ordinary tin is a silver-white metal, is malleable, somewhat ductile, and has a highly crystalline structure. Due to the breaking of these crystals, a "tin cry" is heard when a bar is bent. The element has two allotropic forms at normal pressure. On warming, gray, or α tin, with a cubic structure, changes at 13.2 °C into white, or β tin, the ordinary form of the metal. White tin has a tetragonal structure. When tin is cooled below 13.2 °C, it changes slowly from white to gray. This

change is affected by impurities such as aluminum and zinc, and can be prevented by small additions of antimony or bismuth. This change from the α to β form is called the tin pest. Tin–lead alloys are used to make organ pipes. There are few if any uses for gray tin. Tin takes a high polish and is used to coat other metals to prevent corrosion or other chemical action. Such tin plate over steel is used in the so-called tin can for preserving food. Alloys of tin are very important. Soft solder, type metal, fusible metal, pewter, bronze, bell metal, Babbitt metal, white metal, die casting alloy, and phosphor bronze are some of the important alloys using tin. Tin resists distilled sea and soft tap water, but is attacked by strong acids, alkalis, and acid salts. Oxygen in solution accelerates the attack. When heated in air, tin forms SnO_2 , which is feebly acid, forming stannate salts with basic oxides. The most important salt is the chloride ($\text{SnCl}_2 \cdot \text{H}_2\text{O}$), which is used as a reducing agent and as a mordant in calico printing. Tin salts sprayed onto glass are used to produce electrically conductive coatings. These have been used for panel lighting and for frost-free windshields. Most window glass is now made by floating molten glass on molten tin (float glass) to produce a flat surface (Pilkington process). Of recent interest is a crystalline tin–niobium alloy that is superconductive at very low temperatures. This promises to be important in the construction of superconductive magnets that generate enormous field strengths but use practically no power. Such magnets, made of tin–niobium wire, weigh but a few pounds and produce magnetic fields that, when started with a small battery, are comparable to that of a 100 ton electromagnet operated continuously with a large power supply. The small amount of tin found in canned foods is quite harmless. The agreed limit of tin content in U.S. foods is 300 mg/kg. The trialkyl and triaryl tin compounds are used as biocides and must be handled carefully. Over the past 25 years the price of commercial tin has varied from 50¢/lb (\$1.10/kg) to about \$6/kg. Tin (99.99% pure) costs about \$260/kg.

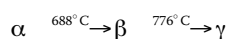
Titanium — (L. *Titans*, the first sons of the Earth, myth.), Ti; at. wt. 47.867(1); at. no. 22; m.p. 1668 °C; b.p. 3287 °C; sp. gr. 4.51; valence 2, 3, or 4. Discovered by Gregor in 1791; named by Klaproth in 1795. Impure titanium was prepared by Nilson and Pettersson in 1887; however, the pure metal (99.9%) was not made until 1910 by Hunter by heating TiCl_4 with sodium in a steel bomb. Titanium is present in meteorites and in the sun. Rocks obtained during the Apollo 17 lunar mission showed presence of 12.1% TiO_2 . Analyses of rocks obtained during earlier Apollo missions show lower percentages. Titanium oxide bands are prominent in the spectra of M-type stars. The element is the ninth most abundant in the crust of the Earth. Titanium is almost always present in igneous rocks and in the sediments derived from them. It occurs in the minerals *rutile*, *ilmenite*, and *sphene*, and is present in titanates and in many iron ores. Deposits of ilmenite and rutile are found in Florida, California, Tennessee, and New York. Australia, Norway, Malaysia, India, and China are also large suppliers of titanium minerals. Titanium is present in the ash of coal, in plants, and in the human body. The metal was a laboratory curiosity until Kroll, in 1946, showed that titanium could be produced commercially by reducing titanium tetrachloride with magnesium. This method is largely used for producing the metal today. The metal can be purified by decomposing the iodide. Titanium, when pure, is a lustrous, white metal. It has a low density, good strength, is easily fabricated, and has excellent corrosion resistance. It is ductile only when it is free of oxygen. The metal burns in air and is the only element that

burns in nitrogen. Titanium is resistant to dilute sulfuric and hydrochloric acid, most organic acids, moist chlorine gas, and chloride solutions. Natural titanium consists of five isotopes with atomic masses from 46 to 50. All are stable. Eighteen other unstable isotopes are known. The metal is dimorphic. The hexagonal α form changes to the cubic β form very slowly at about 880 °C. The metal combines with oxygen at red heat, and with chlorine at 550 °C. Titanium is important as an alloying agent with aluminum, molybdenum, manganese, iron, and other metals. Alloys of titanium are principally used for aircraft and missiles where lightweight strength and ability to withstand extremes of temperature are important. Titanium is as strong as steel, but 45% lighter. It is 60% heavier than aluminum, but twice as strong. Titanium has potential use in desalination plants for converting sea water into fresh water. The metal has excellent resistance to sea water and is used for propeller shafts, rigging, and other parts of ships exposed to salt water. A titanium anode coated with platinum has been used to provide cathodic protection from corrosion by salt water. Titanium metal is considered to be physiologically inert; however, titanium powder may be a carcinogenic hazard. When pure, titanium dioxide is relatively clear and has an extremely high index of refraction with an optical dispersion higher than diamond. It is produced artificially for use as a gemstone, but it is relatively soft. Star sapphires and rubies exhibit their asterism as a result of the presence of TiO_2 . Titanium dioxide is extensively used for both house paint and artist's paint, as it is permanent and has good covering power. Titanium oxide pigment accounts for the largest use of the element. Titanium paint is an excellent reflector of infrared, and is extensively used in solar observatories where heat causes poor seeing conditions. Titanium tetrachloride is used to iridize glass. This compound fumes strongly in air and has been used to produce smoke screens. The price of titanium metal (99.9%) is about \$1100/kg.

Tungsten — (Swedish, *tung sten*, heavy stone); also known as *wolfram* (from *wolframite*, said to be named from *wolf rahm* or *spumi lupi*, because the ore interfered with the smelting of tin and was supposed to devour the tin), W; at. wt. 183.84(1); at. no. 74; m.p. 3422 °C; b.p. 5555 °C; sp. gr. 19.3 (20 °C); valence 2, 3, 4, 5, or 6. In 1779 Peter Woulfe examined the mineral now known as *wolframite* and concluded it must contain a new substance. Scheele, in 1781, found that a new acid could be made from *tung sten* (a name first applied about 1758 to a mineral now known as *scheelite*). Scheele and Berman suggested the possibility of obtaining a new metal by reducing this acid. The de Elhuyar brothers found an acid in *wolframite* in 1783 that was identical to the acid of *tungsten* (tungstic acid) of Scheele, and in that year they succeeded in obtaining the element by reduction of this acid with charcoal. Tungsten occurs in *wolframite*, $(\text{Fe}, \text{Mn})\text{WO}_4$; *scheelite*, CaWO_4 ; *huebnerite*, MnWO_4 ; and *ferberite*, FeWO_4 . Important deposits of tungsten occur in California, Colorado, Bolivia, Russia, and Portugal. China is reported to have about 75% of the world's tungsten resources. Natural tungsten contains five stable isotopes. Thirty-two other unstable isotopes and isomers are recognized. The metal is obtained commercially by reducing tungsten oxide with hydrogen or carbon. Pure tungsten is a steel-gray to tin-white metal. Very pure tungsten can be cut with a hacksaw, and can be forged, spun, drawn, and extruded. The impure metal is brittle and can be worked only with difficulty. Tungsten has the highest melting point of all metals, and at temperatures over 1650 °C has the highest tensile strength. The metal oxidizes

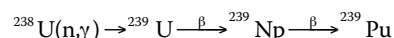
in air and must be protected at elevated temperatures. It has excellent corrosion resistance and is attacked only slightly by most mineral acids. The thermal expansion is about the same as borosilicate glass, which makes the metal useful for glass-to-metal seals. Tungsten and its alloys are used extensively for filaments for electric lamps, electron and television tubes, and for metal evaporation work; for electrical contact points for automobile distributors; X-ray targets; windings and heating elements for electrical furnaces; and for numerous spacecraft and high-temperature applications. High-speed tool steels, Hastelloy®, Stellite®, and many other alloys contain tungsten. Tungsten carbide is of great importance to the metal-working, mining, and petroleum industries. Calcium and magnesium tungstates are widely used in fluorescent lighting; other salts of tungsten are used in the chemical and tanning industries. Tungsten disulfide is a dry, high-temperature lubricant, stable to 500 °C. Tungsten bronzes and other tungsten compounds are used in paints. Zirconium tungstate has found recent applications (see under Zirconium). Tungsten powder (99.999%) costs about \$2900/kg.

Uranium — (Planet *Uranus*), U; at. wt. 238.02891(3); at. no. 92; m.p. 1135 °C; b.p. 4131 °C; sp. gr. 19.1; valence 2, 3, 4, 5, or 6. Yellow-colored glass, containing more than 1% uranium oxide and dating back to 79 A.D., has been found near Naples, Italy. Klaproth recognized an unknown element in *pitchblende* and attempted to isolate the metal in 1789. The metal apparently was first isolated in 1841 by Peligot, who reduced the anhydrous chloride with potassium. Uranium is not as rare as it was once thought. It is now considered to be more plentiful than mercury, antimony, silver, or cadmium, and is about as abundant as molybdenum or arsenic. It occurs in numerous minerals such as *pitchblende*, *uraninite*, *carnotite*, *autunite*, *uranophane*, *davidite*, and *tobernite*. It is also found in *phosphate rock*, *lignite*, *monazite sands*, and can be recovered commercially from these sources. Large deposits of uranium ore occur in Utah, Colorado, New Mexico, Canada, and elsewhere. Uranium can be made by reducing uranium halides with alkali or alkaline earth metals or by reducing uranium oxides by calcium, aluminum, or carbon at high temperatures. The metal can also be produced by electrolysis of KUF_5 or UF_4 , dissolved in a molten mixture of CaCl_2 and NaCl . High-purity uranium can be prepared by the thermal decomposition of uranium halides on a hot filament. Uranium exhibits three crystallographic modifications as follows:

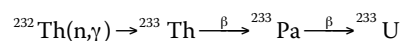


Uranium is a heavy, silvery-white metal that is pyrophoric when finely divided. It is a little softer than steel, and is attacked by cold water in a finely divided state. It is malleable, ductile, and slightly paramagnetic. In air, the metal becomes coated with a layer of oxide. Acids dissolve the metal, but it is unaffected by alkalis. Uranium has twenty-three isotopes, one of which is an isomer and all of which are radioactive. Naturally occurring uranium contains 99.2745% by weight ^{238}U , 0.720% ^{235}U , and 0.0055% ^{234}U . Studies show that the percentage weight of ^{235}U in natural uranium varies by as much as 0.1%, depending on the source. The U.S.D.O.E. has adopted the value of 0.711 as being their “official” percentage of ^{235}U in natural uranium. Natural uranium is sufficiently radioactive to expose a photographic plate in an hour or so. Much of the internal heat of the Earth is thought to be attributable to

the presence of uranium and thorium. ^{238}U , with a half-life of 4.46×10^9 years, has been used to estimate the age of igneous rocks. The origin of uranium, the highest member of the naturally occurring elements — except perhaps for traces of neptunium or plutonium — is not clearly understood, although it has been thought that uranium might be a decay product of elements of higher atomic weight, which may have once been present on Earth or elsewhere in the universe. These original elements may have been formed as a result of a primordial “creation,” known as “the big bang,” in a supernova, or in some other stellar processes. The fact that recent studies show that most trans-uranic elements are extremely rare with very short half-lives indicates that it may be necessary to find some alternative explanation for the very large quantities of radioactive uranium we find on Earth. Studies of meteorites from other parts of the solar system show a relatively low radioactive content, compared to terrestrial rocks. Uranium is of great importance as a nuclear fuel. ^{238}U can be converted into fissionable plutonium by the following reactions:



This nuclear conversion can be brought about in “breeder” reactors where it is possible to produce more new fissionable material than the fissionable material used in maintaining the chain reaction. ^{235}U is of even greater importance, for it is the key to the utilization of uranium. ^{235}U , while occurring in natural uranium to the extent of only 0.72%, is so fissionable with slow neutrons that a self-sustaining fission chain reaction can be made to occur in a reactor constructed from natural uranium and a suitable moderator, such as heavy water or graphite, alone. ^{235}U can be concentrated by gaseous diffusion and other physical processes, if desired, and used directly as a nuclear fuel, instead of natural uranium, or used as an explosive. Natural uranium, slightly enriched with ^{235}U by a small percentage, is used to fuel nuclear power reactors for the generation of electricity. Natural thorium can be irradiated with neutrons as follows to produce the important isotope ^{233}U .



While thorium itself is not fissionable, ^{233}U is, and in this way may be used as a nuclear fuel. One pound of completely fissioned uranium has the fuel value of over 1500 tons of coal. The uses of nuclear fuels to generate electrical power, to make isotopes for peaceful purposes, and to make explosives are well known. The estimated world-wide production of the 437 nuclear power reactors in operation in 1998 amounted to about 352,000 megawatt hours. In 1998 the U.S. had about 107 commercial reactors with an output of about 100,000 megawatt-hours. Some nuclear-powered electric generating plants have recently been closed because of safety concerns. There are also serious problems with nuclear waste disposal that have not been completely resolved. Uranium in the U.S. is controlled by the U.S. Nuclear Regulatory Commission, under the Department of Energy. Uses are being found for the large quantities of “depleted” uranium now available, where uranium-235 has been lowered to about 0.2%. Depleted uranium has been used for inertial guidance devices, gyrocompasses, counterweights for aircraft control surfaces, ballast for missile reentry vehicles, and as a shielding material for tanks, etc. Concerns, however, have been raised over its low radioactive properties. Uranium metal is used for X-ray targets for

production of high-energy X-rays. The nitrate has been used as photographic toner, and the acetate is used in analytical chemistry. Crystals of uranium nitrate are triboluminescent. Uranium salts have also been used for producing yellow "vase-line" glass and glazes. Uranium and its compounds are highly toxic, both from a chemical and radiological standpoint. Finely divided uranium metal, being pyrophoric, presents a fire hazard. The maximum permissible total body burden of natural uranium (based on radiotoxicity) is 0.2 μCi for soluble compounds. Recently, the natural presence of uranium and thorium in many soils has become of concern to homeowners because of the generation of radon and its daughters (see under Radon). Uranium metal is available commercially at a cost of about \$6/g (99.7%) in air-tight glass under argon.

Vanadium — (Scandinavian goddess, *Vanadis*), V; at. wt. 50.9415(1); at. no. 23; m.p. 1910 °C; b.p. 3407 °C; sp. gr. 6.0 (18.7 °C); valence 2, 3, 4, or 5. Vanadium was first discovered by del Rio in 1801. Unfortunately, a French chemist incorrectly declared that del Rio's new element was only impure chromium; del Rio thought himself to be mistaken and accepted the French chemist's statement. The element was re-discovered in 1830 by Sefstrom, who named the element in honor of the Scandinavian goddess *Vanadis* because of its beautiful multicolored compounds. It was isolated in nearly pure form by Roscoe, in 1867, who reduced the chloride with hydrogen. Vanadium of 99.3 to 99.8% purity was not produced until 1927. Vanadium is found in about 65 different minerals among which *carnotite*, *roscoelite*, *vanadinite*, and *patronite* are important sources of the metal. Vanadium is also found in phosphate rock and certain iron ores, and is present in some crude oils in the form of organic complexes. It is also found in small percentages in meteorites. Commercial production from petroleum ash holds promise as an important source of the element. China, South Africa, and Russia supply much of the world's vanadium ores. High-purity ductile vanadium can be obtained by reduction of vanadium trichloride with magnesium or with magnesium-sodium mixtures. Much of the vanadium metal being produced is now made by calcium reduction of V_2O_5 in a pressure vessel, an adaptation of a process developed by McKechnie and Seybolt. Natural vanadium is a mixture of two isotopes, ^{50}V (0.25%) and ^{51}V (99.75%). ^{50}V is slightly radioactive, having a long half-life. Twenty other unstable isotopes are recognized. Pure vanadium is a bright white metal, and is soft and ductile. It has good corrosion resistance to alkalis, sulfuric and hydrochloric acid, and salt water, but the metal oxidizes readily above 660 °C. The metal has good structural strength and a low-fission neutron cross section, making it useful in nuclear applications. Vanadium is used in producing rust-resistant, spring, and high-speed tool steels. It is an important carbide stabilizer in making steels. About 80% of the vanadium now produced is used as ferrovanadium or as a steel additive. Vanadium foil is used as a bonding agent in cladding titanium to steel. Vanadium pentoxide is used in ceramics and as a catalyst. It is also used in producing a superconductive magnet with a field of 175,000 gauss. Vanadium and its compounds are toxic and should be handled with care. Ductile vanadium is commercially available. Vanadium metal (99.7%) costs about \$3/g.

Wolfram — see Tungsten.

Xenon — (Gr. *xenon*, stranger), Xe; at. wt. 131.293(6); at. no. 54; m.p. -111.74 °C; b.p. -108.09 °C; t_c 16.58 °C; density (gas)

5.887 ± 0.009 g/L, sp. gr (liquid) 2.95 (-109 °C); valence usually 0. Discovered by Ramsay and Travers in 1898 in the residue left after evaporating liquid air components. Xenon is a member of the so-called noble or "inert" gases. It is present in the atmosphere to the extent of about one part in twenty million. Xenon is present in the Martian atmosphere to the extent of 0.08 ppm. The element is found in the gases evolved from certain mineral springs, and is commercially obtained by extraction from liquid air. Natural xenon is composed of nine stable isotopes. In addition to these, thirty-five unstable isotopes and isomers have been characterized. Before 1962, it had generally been assumed that xenon and other noble gases were unable to form compounds. However, it is now known that xenon, as well as other members of the zero valence elements, do form compounds. Among the compounds of xenon now reported are xenon hydrate, sodium perxenate, xenon deuterate, difluoride, tetrafluoride, hexafluoride, and XePtF_6 and XeRhF_6 . Xenon trioxide, which is highly explosive, has been prepared. More than 80 xenon compounds have been made with xenon chemically bonded to fluorine and oxygen. Some xenon compounds are colored. Metallic xenon has been produced, using several hundred kilobars of pressure. Xenon in a vacuum tube produces a beautiful blue glow when excited by an electrical discharge. The gas is used in making electron tubes, stroboscopic lamps, bactericidal lamps, and lamps used to excite ruby lasers for generating coherent light. Xenon is used in the atomic energy field in bubble chambers, probes, and other applications where its high molecular weight is of value. The perxenates are used in analytical chemistry as oxidizing agents. ^{133}Xe and ^{135}Xe are produced by neutron irradiation in air-cooled nuclear reactors. ^{133}Xe has useful applications as a radioisotope. The element is available in sealed glass containers for about \$20/L of gas at standard pressure. Xenon is not toxic, but its compounds are highly toxic because of their strong oxidizing characteristics.

Ytterbium — (*Ytterby*, village in Sweden), Yb; at. wt. 173.054(5); at. no. 70; m.p. 824 °C; b.p. 1196 °C; sp. gr (α) 6.903 (β) 6.966; valence 2, 3. Marignac in 1878 discovered a new component, which he called *ytterbia*, in the Earth then known as *erbia*. In 1907, Urbain separated ytterbia into two components, which he called *neoytterbia* and *lutecia*. The elements in these earths are now known as *ytterbium* and *lutetium*, respectively. These elements are identical with *aldebaranium* and *cassiopeium*, discovered independently and at about the same time by von Welsbach. Ytterbium occurs along with other rare earths in a number of rare minerals. It is commercially recovered principally from *monazite sand*, which contains about 0.03%. Ion-exchange and solvent extraction techniques developed in recent years have greatly simplified the separation of the rare earths from one another. The element was first prepared by Klemm and Bonner in 1937 by reducing ytterbium trichloride with potassium. Their metal was mixed, however, with KCl. Daane, Dennison, and Spedding prepared a much purer form in 1953 from which the chemical and physical properties of the element could be determined. Ytterbium has a bright silvery luster, is soft, malleable, and quite ductile. While the element is fairly stable, it should be kept in closed containers to protect it from air and moisture. Ytterbium is readily attacked and dissolved by dilute and concentrated mineral acids and reacts slowly with water. Ytterbium has three allotropic forms with transformation points at -13° and 795 °C. The beta form is a room-temperature, face-centered, cubic modification, while the high-temperature gamma form is a body-centered cubic form. Another body-

centered cubic phase has recently been found to be stable at high pressures at room temperatures. The beta form ordinarily has metallic-type conductivity, but becomes a semiconductor when the pressure is increased above 16,000 atm. The electrical resistance increases tenfold as the pressure is increased to 39,000 atm and drops to about 80% of its standard temperature-pressure resistivity at a pressure of 40,000 atm. Natural ytterbium is a mixture of seven stable isotopes. Twenty-six other unstable isotopes and isomers are known. Ytterbium metal has possible use in improving the grain refinement, strength, and other mechanical properties of stainless steel. One isotope is reported to have been used as a radiation source as a substitute for a portable X-ray machine where electricity is unavailable. Few other uses have been found. Ytterbium metal is available with a purity of about 99.9% for about \$10/g. Ytterbium has a low acute toxicity rating.

Yttrium — (*Ytterby*, village in Sweden near Vauxholm), Y; at. wt. 88.90585(2); at. no. 39; m.p. 1522 °C; b.p. 3345 °C; sp. gr. 4.469 (25 °C); valence 3. *Yttria*, which is an earth containing yttrium, was discovered by Gadolin in 1794. *Ytterby* is the site of a quarry which yielded many unusually minerals containing rare earths and other elements. This small town, near Stockholm, bears the honor of giving names to *erbium*, *terbium*, and *ytterbium* as well as *yttrium*. In 1843 Mosander showed that yttria could be resolved into the oxides (or earths) of three elements. The name yttria was reserved for the most basic one; the others were named *erbia* and *terbia*. Yttrium occurs in nearly all of the rare-earth minerals. Analysis of lunar rock samples obtained during the Apollo missions show a relatively high yttrium content. It is recovered commercially from *monazite sand*, which contains about 3%, and from *bastnasite*, which contains about 0.2%. Wohler obtained the impure element in 1828 by reduction of the anhydrous chloride with potassium. The metal is now produced commercially by reduction of the fluoride with calcium metal. It can also be prepared by other techniques. Yttrium has a silver-metallic luster and is relatively stable in air. Turnings of the metal, however, ignite in air if their temperature exceeds 400 °C, and finely divided yttrium is very unstable in air. Yttrium oxide is one of the most important compounds of yttrium and accounts for the largest use. It is widely used in making YVO_4 europium, and Y_2O_3 europium phosphors to give the red color in color television tubes. Many hundreds of thousands of pounds are now used in this application. Yttrium oxide also is used to produce yttrium iron garnets, which are very effective microwave filters. Yttrium iron, aluminum, and gadolinium garnets, with formulas such as $Y_3Fe_5O_{12}$ and $Y_3Al_5O_{12}$, have interesting magnetic properties. Yttrium iron garnet is also exceptionally efficient as both a transmitter and transducer of acoustic energy. Yttrium aluminum garnet, with a hardness of 8.5, is also finding use as a gemstone (simulated diamond). Small amounts of yttrium (0.1 to 0.2%) can be used to reduce the grain size in chromium, molybdenum, zirconium, and titanium, and to increase strength of aluminum and magnesium alloys. Alloys with other useful properties can be obtained by using yttrium as an additive. The metal can be used as a deoxidizer for vanadium and other nonferrous metals. The metal has a low cross section for nuclear capture. ^{90}Y , one of the isotopes of yttrium, exists in equilibrium with its parent ^{90}Sr , a product of atomic explosions. Yttrium has been considered for use as a nodulizer for producing nodular cast iron, in which the graphite forms compact nodules instead of the usual flakes. Such iron has increased ductility. Yttrium is also finding application in laser

systems and as a catalyst for ethylene polymerization. It also has potential use in ceramic and glass formulas, as the oxide has a high melting point and imparts shock resistance and low expansion characteristics to glass. Natural yttrium contains but one isotope, ^{89}Y . Forty-three other unstable isotopes and isomers have been characterized. Yttrium metal of 99.9% purity is commercially available at a cost of about \$5/g.

Zinc — (Ger. *Zink*, of obscure origin), Zn; at. wt. 65.38(2); at. no. 30; m.p. 419.53 °C; b.p. 907 °C; sp. gr. 7.134 (25 °C); valence 2. Centuries before zinc was recognized as a distinct element, zinc ores were used for making brass. Tubal-Cain, seven generations from Adam, is mentioned as being an "instructor in every artificer in brass and iron." An alloy containing 87% zinc has been found in prehistoric ruins in Transylvania. Metallic zinc was produced in the 13th century A.D. in India by reducing calamine with organic substances such as wool. The metal was rediscovered in Europe by Marggraf in 1746, who showed that it could be obtained by reducing *calamine* with charcoal. The principal ores of zinc are *sphalerite* or *blende* (sulfide), *smithsonite* (carbonate), *calamine* (silicate), and *franklinite* (zinc, manganese, iron oxide). Canada, Japan, Belgium, Germany, and the Netherlands are suppliers of zinc ores. Zinc is also mined in Alaska, Tennessee, Missouri, and elsewhere in the U.S. Zinc can be obtained by roasting its ores to form the oxide and by reduction of the oxide with coal or carbon, with subsequent distillation of the metal. Other methods of extraction are possible. Naturally occurring zinc contains five stable isotopes. Twenty-five other unstable isotopes and isomers are recognized. Zinc is a bluish-white, lustrous metal. It is brittle at ordinary temperatures but malleable at 100 to 150 °C. It is a fair conductor of electricity, and burns in air at high red heat with evolution of white clouds of the oxide. The metal is employed to form numerous alloys with other metals. Brass, nickel silver, typewriter metal, commercial bronze, spring brass, German silver, soft solder, and aluminum solder are some of the more important alloys. Large quantities of zinc are used to produce die castings, used extensively by the automotive, electrical, and hardware industries. An alloy called *Prestal*®, consisting of 78% zinc and 22% aluminum, is reported to be almost as strong as steel but as easy to mold as plastic. It is said to be so plastic that it can be molded into form by relatively inexpensive die casts made of ceramics and cement. It exhibits superplasticity. Zinc is also extensively used to galvanize other metals such as iron to prevent corrosion. Neither zinc nor zirconium is ferromagnetic; but $ZrZn_2$ exhibits ferromagnetism at temperatures below 35 K. Zinc oxide is a unique and very useful material to modern civilization. It is widely used in the manufacture of paints, rubber products, cosmetics, pharmaceuticals, floor coverings, plastics, printing inks, soap, storage batteries, textiles, electrical equipment, and other products. It has unusual electrical, thermal, optical, and solid-state properties that have not yet been fully investigated. Lithopone, a mixture of zinc sulfide and barium sulfate, is an important pigment. Zinc sulfide is used in making luminous dials, X-ray and TV screens, and fluorescent lights. The chloride and chromate are also important compounds. Zinc is an essential element in the growth of human beings and animals. Tests show that zinc-deficient animals require 50% more food to gain the same weight as an animal supplied with sufficient zinc. Zinc is not considered to be toxic, but when freshly formed ZnO is inhaled a disorder known as the *oxide shakes* or *zinc chills* sometimes occurs. It is recom-

mended that where zinc oxide is encountered good ventilation be provided. The commercial price of zinc in January 2002 was roughly 40¢/lb (\$90/kg). Zinc metal with a purity of 99.9999% is priced at about \$5/g.

Zirconium — (Syriac, *zargun*, color of gold), Zr; at. wt. 91.224(2); at. no. 40; m.p. 1855 °C; b.p. 4409 °C; sp. gr. 6.52 (20 °C); valence +2, +3, and +4. The name *zircon* may have originated from the Syriac word *zargono*, which describes the color of certain gemstones now known as *zircon*, *jargon*, *hyacinth*, *jacinth*, or *ligure*. This mineral, or its variations, is mentioned in biblical writings. These minerals were not known to contain this element until Klaproth, in 1789, analyzed a *jargon* from Sri Lanka and found a new earth, which Werner named *zircon* (*silex circonius*), and Klaproth called *Zirkonerde* (*zirconia*). The impure metal was first isolated by Berzelius in 1824 by heating a mixture of potassium and potassium zirconium fluoride in a small iron tube. Pure zirconium was first prepared in 1914. Very pure zirconium was first produced in 1925 by van Arkel and de Boer by an iodide decomposition process they developed. Zirconium is found in abundance in S-type stars, and has been identified in the sun and meteorites. Analyses of lunar rock samples obtained during the various Apollo missions to the moon show a surprisingly high zirconium oxide content, compared with terrestrial rocks. Naturally occurring zirconium contains five isotopes. Thirty-one other radioactive isotopes and isomers are known to exist. *Zircon*, ZrSiO_4 , the principal ore, is found in deposits in Florida, South Carolina, Australia, South Africa, and elsewhere. *Baddeleyite*, found in Brazil, is an important zirconium mineral. It is principally pure ZrO_2 in crystalline form having a hafnium content of about 1%. Zirconium also occurs in some 30 other recognized mineral species. Zirconium is produced commercially by reduction of the chloride with magnesium (the Kroll Process), and by other methods. It is a grayish-white lustrous metal. When finely divided, the metal may ignite spontaneously in air, especially at elevated temperatures. The solid metal is much more difficult to ig-

nite. The inherent toxicity of zirconium compounds is low. Hafnium is invariably found in zirconium ores, and the separation is difficult. Commercial-grade zirconium contains from 1 to 3% hafnium. Zirconium has a low absorption cross section for neutrons, and is therefore used for nuclear energy applications, such as for cladding fuel elements. Commercial nuclear power generation now takes more than 90% of zirconium metal production. Reactors of the size now being made may use as much as a half-million lineal feet of zirconium alloy tubing. Reactor-grade zirconium is essentially free of hafnium. *Zircaloy*® is an important alloy developed specifically for nuclear applications. Zirconium is exceptionally resistant to corrosion by many common acids and alkalis, by sea water, and by other agents. It is used extensively by the chemical industry where corrosive agents are employed. Zirconium is used as a getter in vacuum tubes, as an alloying agent in steel, in surgical appliances, photoflash bulbs, explosive primers, rayon spinnerets, lamp filaments, etc. It is used in poison ivy lotions in the form of the carbonate as it combines with *urushiol*. With niobium, zirconium is superconductive at low temperatures and is used to make superconductive magnets. Alloyed with zinc, zirconium becomes magnetic at temperatures below 35 K. Zirconium oxide (*zircon*) has a high index of refraction and is used as a gem material. The impure oxide, *zirconia*, is used for laboratory crucibles that will withstand heat shock, for linings of metallurgical furnaces, and by the glass and ceramic industries as a refractory material. Its use as a refractory material accounts for a large share of all zirconium consumed. Zirconium tungstate is an unusual material that shrinks, rather than expands, when heated. A few other compounds are known to possess this property, but they tend to shrink in one direction, while they stretch out in others in order to maintain an overall volume. Zirconium tungstate shrinks in all directions over a wide temperature range of from near absolute zero to +777 °C. It is being considered for use in composite materials where thermal expansion may be a problem. Zirconium of about 99.5% purity is available at a cost of about \$2000/kg or about \$4/g.

PHYSICAL CONSTANTS OF INORGANIC COMPOUNDS

The compounds in this table were selected on the basis of their laboratory and industrial importance, as well as their value in illustrating trends in the variation of physical properties with position in the periodic table. An effort has been made to include the most frequently encountered inorganic substances; a limited number of organometallics are also covered. Many, if not most, of the compounds that are solids at ambient temperature can exist in more than one crystalline modification. In the absence of other information, the data given here can be assumed to apply to the most stable or common crystalline form. In many cases, however, two or more forms are of practical importance, and separate entries will be found in the table.

Compounds are arranged primarily in alphabetical order by the most commonly used name. However, adjustments are made in many instances so as to bring closely related compounds together. For example, hydrides of elements such as boron, silicon, and germanium are grouped together immediately following the entry for the parent element, since they would otherwise be scattered throughout the table. Likewise, the oxoacids of an element are given in one group whenever a strict alphabetical order would separate them (e.g., sulfuric acid and fluorosulfuric acid). The Formula Index following the table provides another means of locating a compound. An index to CAS Registry Numbers is also available in the electronic versions of the *Handbook* or by request via e-mail (william.haynes@taylorandfrancis.com).

The following data fields appear in the table:

- **Name:** Systematic name for the substance. The valence state of a metallic element is indicated by a Roman numeral, e.g., copper in the +1 state is written as copper(I) rather than cuprous, iron in the +3 state is iron(III) rather than ferric.
- **Formula:** The simplest descriptive formula is given, but this does not necessarily specify the actual structure of the compound. For example, aluminum chloride is designated as AlCl_3 , even though a more accurate representation of the structure in the solid phase (and, under some conditions, in the gas phase) is Al_2Cl_6 . A few exceptions are made, such as the use of Hg_2^{+2} for the mercury(I) ion.
- **CAS Registry Number:** Chemical Abstracts Service Registry Number. An asterisk* following the CAS RN for a hydrate indicates that the number refers to the anhydrous compound. In most cases the generic CAS RN for the compound is given rather than the number for a specific crystalline form or mineral.
- **Mol. Weight:** Molecular weight (relative molar mass) as calculated with the 2005 IUPAC Recommended Atomic Weights. The number of decimal places corresponds to the number of places in the atomic weight of the least accurately known element (e.g., one place for lead compounds, two

places for compounds of selenium, germanium, etc.); a maximum of three places is given. For compounds of radioactive elements for which IUPAC makes no recommendation, the mass number of the isotope with longest half-life is used.

- **Physical Form:** The crystal system is given, when available, for compounds that are solid at room temperature, together with color and other descriptive features. Abbreviations are listed below.
- **mp:** Normal melting point in °C. The notation tp indicates the temperature where solid, liquid, and gas are in equilibrium at a pressure greater than one atmosphere (i.e., the normal melting point does not exist). When available, the triple point pressure is listed.
- **bp:** Normal boiling point in °C (referred to 101.325 kPa or 760 mmHg pressure). The notation sp following the number indicates the temperature where the pressure of the vapor in equilibrium with the solid reaches 101.325 kPa. See Reference 8, p. 23, for further discussion of sublimation points and triple points. A notation "sublimes" without a temperature being given indicates that there is a perceptible sublimation pressure above the solid at ambient temperatures.
- **Density:** Density values for solids and liquids are always in units of grams per cubic centimeter and can be assumed to refer to temperatures near room temperature unless otherwise stated. Values for gases are the calculated ideal gas densities in grams per liter at 25 °C and 101.325 kPa; the unit is always specified for a gas value.
- **Aqueous Solubility:** Solubility is expressed as the number of grams of the compound (excluding any water of hydration) that will dissolve in 100 grams of water. The temperature in °C is given as a superscript. Solubility at other temperatures can be found for many compounds in the table "Aqueous Solubility of Inorganic Compounds at Various Temperatures" in Section 8.
- **Qualitative Solubility:** Qualitative information on the solubility in other solvents (and in water, if quantitative data are unavailable) is given here. The abbreviations are:

i insoluble
sl slightly soluble
s soluble
vs very soluble
reac reacts with the solvent

Data were taken from a wide variety of reliable sources, including monographs, treatises, review articles, evaluated compilations and databases, and in many cases the primary literature. Some of the most useful references for the properties covered here are listed below.

List of Abbreviations

Ac - acetyl
ace - acetone
acid - acid solutions
alk - alkaline solutions
amorp - amorphous
anh - anhydrous
aq - aqueous

blk - black
brn - brown
bz - benzene
chl - chloroform
col - colorless
conc - concentrated
cry - crystals, crystalline

cub - cubic
cyhex - cyclohexane
dec - decomposes
dil - dilute
diox - dioxane
eth - ethyl ether
EtOH - ethanol

exp - explodes, explosive
extrap - extrapolated
flam - flammable
gl - glass, glassy
grn - green
hc - hydrocarbon solvents
hex - hexagonal, hexane

hp - heptane	orth - orthorhombic	s - soluble in	tp - triple point
HT - high temperature	os - organic solvents	silv - silvery	trans - transition, transformation
hyd - hydrate	peth - petroleum ether	sl - slightly soluble in	tricl - triclinic
hyg - hygroscopic	pow - powder	soln - solution	trig - trigonal
i - insoluble in	prec - precipitate	sp - sublimation point	unstab - unstable
liq - liquid	pur - purple	stab - stable	viol - violet
LT - low temperature	py - pyridine	subl - sublimes	visc - viscous
MeOH - methanol	reac - reacts with	temp - temperature	vs - very soluble in
monocl - monoclinic	refrac - refractory	tetr - tetragonal	wh - white
octahed - octahedral	rhom - rhombohedral	thf - tetrahydrofuran	xyl - xylene
oran - orange	r.t. - room temperature	tol - toluene	yel - yellow

References

- Phillips, S. L., and Perry, D.L., *Handbook of Inorganic Compounds*, CRC Press, Boca Raton, FL, 1995.
- Trotman-Dickenson, A. F., Executive Editor, *Comprehensive Inorganic Chemistry*, Vol. 1-5, Pergamon Press, Oxford, 1973.
- Greenwood, N. N., and Earnshaw, A., *Chemistry of the Elements*, Second Edition, Butterworth-Heinemann, Oxford, 1997.
- Wiberg, N., Wiberg, E., and Holleman, H. F., *Inorganic Chemistry*, 34th Edition, Academic Press, San Diego, 2001.
- GMELIN *Handbook of Inorganic and Organometallic Chemistry*, Springer-Verlag, Heidelberg.
- Chase, M.W., Davies, C.A., Downey, J.R., Frurip, D. J., McDonald, R.A., and Syverud, A.N.; JANAF Thermochemical Tables, Third Edition, *J. Phys. Chem. Ref. Data*, Vol. 14, Suppl. 1, 1985; Chase, M. W., NIST-JANAF Thermochemical Tables, Fourth Edition, *J. Phys. Chem. Ref. Data*, Monograph No. 9, 1998.
- Landolt-Börnstein, *Numerical Data and Functional Relationships in Science and Technology*, New Series, IV/19A, "Thermodynamic Properties of Inorganic Materials compiled by SGTE", Springer-Verlag, Heidelberg; Part 1, 1999; Part 2, 1999; Part 3, 2000; Part 4, 2001.
- Lide, D. R., and Kehiaian, H.V., *CRC Handbook of Thermophysical and Thermochemical Data*, CRC Press, Boca Raton, FL, 1994.
- Kirk-Othmer *Concise Encyclopedia of Chemical Technology*, Wiley-Interscience, New York, 1985.
- Dictionary of Inorganic Compounds*, Chapman & Hall, New York, 1992.
- Massalski, T. B., Ed., *Binary Alloy Phase Diagrams*, 2nd Edition, ASM International, Metals Park, Ohio, 1990.
- Dinsdale, A.T., "SGTE Data for Pure Elements", *CALPHAD*, 15, 317-425, 1991.
- Madelung, O., *Semiconductors: Group IV Elements and III-IV Compounds*, Springer-Verlag, Heidelberg, 1991.
- Lidin, R. A., Andreeva, L. L., and Molochko, V. A., *Constants of Inorganic Substances*, Begell House, New York, 1995.
- Gurvich, L. V., Veyts, I. V., and Alcock, C. B., *Thermodynamic Properties of Individual Substances*, Fourth Edition, Hemisphere Publishing Corp., New York, 1989.
- The Combined Chemical Dictionary on CDROM, Version 9.1, Chapman & Hall/CRC, Boca Raton, FL, 2005.
- Macdonald, F., Editor, *Chapman & Hall/CRC Combined Chemical Dictionary*, <<http://www.chemnetbase.com/scripts/ccdweb.exe>>.
- Sangeeta, G., and LaGraff, J. R., *Inorganic Materials Chemistry*, Second Edition, CRC Press, Boca Raton, FL, 2005.
- Stern, K. H., *High Temperature Properties and Thermal Decomposition of Inorganic Salts with Oxyanions*, CRC Press, Boca Raton, FL, 2001.
- Donnay, J.D.H., and Ondik, H.M., *Crystal Data Determinative Tables*, Third Edition, Volumes 2 and 4, Inorganic Compounds, Joint Committee on Powder Diffraction Standards, Swarthmore, PA, 1973.
- Robie, R., Bethke, P. M., and Beardsley, K. M., *Selected X-ray Crystallographic Data, Molar Volumes, and Densities of Minerals and Related Substances*, U.S. Geological Survey Bulletin 1248, 1967.
- Carmichael, R. S., *Practical Handbook of Physical Properties of Rocks and Minerals*, CRC Press, Boca Raton, FL, 1989.
- Deer, W. A., Howie, R.A., and Zussman, J., *An Introduction to the Rock-Forming Minerals*, 2nd Edition, Longman Scientific & Technical, Harlow, Essex, 1992.
- Linstrom, P. J., and Mallard, W. G., Editors, NIST Chemistry WebBook, NIST Standard Reference Database No. 69, June 2005, National Institute of Standards and Technology, Gaithersburg, MD 20899, <<http://webbook.nist.gov>>.
- Phase Diagrams for Ceramists*, Volumes 1-8; *ACerS-NIST Phase Equilibrium Diagrams*, Volumes 9-13, American Ceramic Society, Westerville, Ohio, 1964-2001.

No.	Name	Formula	CAS Reg No.	Mol. weight	Physical form	mp/°C	bp/°C	Density g cm ⁻³	Solubility g/100 g H ₂ O	Qualitative solubility
1	Actinium	Ac	7440-34-8	227	silv metal; cub	1050	3200	10		
2	Actinium bromide	AcBr ₃	33689-81-5	467	wh hex cry		800 subl	5.85		s H ₂ O
3	Actinium chloride	AcCl ₃	22986-54-5	333	wh hex cry		960 subl	4.81		
4	Actinium fluoride	AcF ₃	33689-80-4	284	wh hex cry			7.88		i H ₂ O
5	Actinium iodide	AcI ₃	33689-82-6	608	wh cry					s H ₂ O
6	Actinium oxide	Ac ₂ O ₃	12002-61-8	502	wh hex cry	1977		9.19		i H ₂ O
7	Aluminum	Al	7429-90-5	26.982	silv-wh metal; cub cry	660.323	2519	2.70		i H ₂ O; s acid, alk
8	Aluminum acetate	Al(C ₂ H ₃ O ₂) ₃	139-12-8	204.113	wh hyg solid	dec				s H ₂ O; sl ace
9	Aluminum diacetate	Al(OH)(C ₂ H ₃ O ₂) ₂	142-03-0	162.078	wh amorp powder					i H ₂ O
10	Aluminum ammonium sulfate	AlNH ₄ (SO ₄) ₂	7784-25-0	237.146	wh powder					sl H ₂ O; i EtOH
11	Aluminum ammonium sulfate dodecahydrate	AlNH ₄ (SO ₄) ₂ · 12H ₂ O	7784-26-1	453.329	col cry or powder	94.5	>280 dec	1.65		s H ₂ O; i EtOH
12	Aluminum antimonide	AlSb	25152-52-7	148.742	brn cub cry	1065		4.26		
13	Aluminum arsenide	AlAs	22831-42-1	101.903	oran cub cry; hyg	1740		3.76		
14	Aluminum borate	2Al ₂ O ₃ · B ₂ O ₃	11121-16-7	273.543	needles	≈1050				i H ₂ O
15	Aluminum borohydride	Al(BH ₄) ₃	16962-07-5	71.510	flam liq	-64.5	44.5			reac H ₂ O
16	Aluminum bromate nonahydrate	Al(BrO ₃) ₃ · 9H ₂ O	11126-81-1*	572.826	wh hyg cry	62	>100 dec			s H ₂ O
17	Aluminum bromide	AlBr ₃	7727-15-3	266.694	wh-yel monocl cry; hyg	97.5	255	3.2		reac H ₂ O; s bz, tol

No.	Name	Formula	CAS Reg No.	Mol. weight	Physical form	mp/°C	bp/°C	Density g cm ⁻³	Solubility g/100 g H ₂ O	Qualitative solubility
18	Aluminum bromide hexahydrate	AlBr ₃ · 6H ₂ O	7784-11-4	374.785	col-yel hyg cry	93		2.54		s H ₂ O, EtOH, CS ₂
19	Aluminum carbide	Al ₄ C ₃	1299-86-1	143.958	yel hex cry	2100	>2200 dec	2.36		reac H ₂ O
20	Aluminum chlorate nonahydrate	Al(ClO ₃) ₃ · 9H ₂ O	15477-33-5	439.473	hyg cry					vs H ₂ O; s EtOH
21	Aluminum chloride	AlCl ₃	7446-70-0	133.341	wh hex cry or powder; hyg	192.6	180 sp	2.48	45.1 ²⁵	s bz, ctc, chl
22	Aluminum chloride hexahydrate	AlCl ₃ · 6H ₂ O	7784-13-6	241.432	col hyg cry	100 dec		2.398	45.1 ²⁵	s EtOH, eth
23	Dichloromethylaluminum	AlCl ₂ CH ₃	917-65-7	112.923	cry	72.7	95 ¹⁰⁰			s bz, eth, hc
24	Chlorodiethylaluminum	AlCl(C ₂ H ₅) ₂	96-10-6	120.557	col liq	-74		0.96		reac H ₂ O
25	Chlorodiisobutylaluminum	AlCl(C ₄ H ₉) ₂	1779-25-5	176.664	hyg col liq	-40		0.95		s eth, hx
26	Aluminum diboride	AlB ₂	12041-50-8	48.604	powder	>920 dec		3.19		s dil HCl
27	Aluminum dodecaboride	AlB ₁₂	12041-54-2	156.714	yel-brn prisms	2070		2.55		s hot HNO ₃ ; i acid, alk
28	Aluminum ethanolate	Al(C ₂ H ₅ O) ₃	555-75-9	162.163	liq, condenses to wh solid	140				reac H ₂ O; sl xyl
29	Aluminum fluoride	AlF ₃	7784-18-1	83.977	wh hex cry	2250 tp (220 MPa)	1276 sp	3.10	0.50 ²⁵	
30	Aluminum fluoride monohydrate	AlF ₃ · H ₂ O	32287-65-3	101.992	orth cry			2.17	0.50 ²⁵	
31	Aluminum fluoride trihydrate	AlF ₃ · 3H ₂ O	15098-87-0	138.023	wh hyg cry			1.914	0.50 ²⁵	
32	Aluminum hexafluorosilicate nonahydrate	Al ₂ (SiF ₆) ₃ · 9H ₂ O	17099-70-6	642.329	hex prisms	>500 dec				s H ₂ O
33	Aluminum hydride	AlH ₃	7784-21-6	30.006	col hex cry	>150 dec				reac H ₂ O
34	Aluminum hydroxide	Al(OH) ₃	21645-51-2	78.004	wh amorp powder			2.42		i H ₂ O; s alk, acid
35	Aluminum hydroxychloride	Al ₂ (OH) ₂ Cl · 2H ₂ O	1327-41-9	210.483	gl solid					s H ₂ O
36	Aluminum iodide	AlI ₃	7784-23-8	407.695	wh leaflets	188.28	382	3.98		reac H ₂ O
37	Aluminum iodide hexahydrate	AlI ₃ · 6H ₂ O	10090-53-6	515.786	yel hyg cry powder					vs H ₂ O; s EtOH, eth
38	Aluminum lactate	Al(C ₃ H ₅ O ₃) ₃	18917-91-4	294.192	powder					vs H ₂ O
39	Aluminum molybdate	Al ₂ (MoO ₄) ₃	15123-80-5	533.78	wh pow	≈950				
40	Aluminum nitrate	Al(NO ₃) ₃	13473-90-0	212.997	wh hyg solid	dec			68.9 ²⁵	vs EtOH; sl ace
41	Aluminum nitrate nonahydrate	Al(NO ₃) ₃ · 9H ₂ O	7784-27-2	375.134	wh hyg monocl cry	73	135 dec	1.72	68.9 ²⁵	vs EtOH; i pyr
42	Aluminum nitride	AlN	24304-00-5	40.989	blue-wh hex cry	3000		3.255		reac H ₂ O
43	Aluminum oleate	Al(C ₁₈ H ₃₃ O ₂) ₃	688-37-9	871.342	yel solid					i H ₂ O; s EtOH, bz
44	Aluminum oxalate monohydrate	Al ₂ (C ₂ O ₄) ₃ · H ₂ O	814-87-9	336.035	wh pow					i H ₂ O, EtOH; s acid
45	Aluminum oxide (α)	Al ₂ O ₃	1344-28-1	101.961	wh powder; hex	2054	2977	3.99		i H ₂ O, os; sl alk
46	Aluminum oxide (γ)	Al ₂ O ₃	1344-28-1	101.961	soft wh pow	trans to corundum 1200		3.97		i H ₂ O; s acid; sl alk
47	Aluminum oxyhydroxide (boehmite)	AlO(OH)	1318-23-6	59.989	wh orth cry	trans to diasphore 227		3.07		i H ₂ O; s hot acid, alk
48	Aluminum oxyhydroxide (diaspore)	AlO(OH)	14457-84-2	59.989	orth cry	dec 450		3.38		i H ₂ O; s acid, alk
49	Aluminum palmitate	Al(C ₁₅ H ₃₁ COO) ₃	555-35-1	793.230	wh-yel powder					i H ₂ O, EtOH; s peth
50	Aluminum 2,4-pentanedioate	Al(CH ₃ COCHCOCH ₃) ₃	13963-57-0	324.306	pale yel prisms	194.6	315	1.27		i H ₂ O; s bz, EtOH; sl hex
51	Aluminum perchlorate	Al(ClO ₄) ₃	14452-39-2	325.334	wh hyg cry				55 ⁰	s H ₂ O, eth; i ctc
52	Aluminum perchlorate nonahydrate	Al(ClO ₄) ₃ · 9H ₂ O	14452-39-2	487.471	wh hyg cry	82 dec		2.0	182.4 ⁰	
53	Aluminum phosphate	AlPO ₄	7784-30-7	121.953	wh rhomb plates	>1460		2.56		i H ₂ O; sl acid
54	Aluminum phosphate dihydrate	AlPO ₄ · 2H ₂ O	13477-75-3	157.984	wh rhom cry	dec 1500		2.54		i H ₂ O
55	Aluminum phosphate trihydroxide	Al ₂ (OH) ₃ PO ₄	12004-29-4	199.957	wh or yel monocl cry			2.7		
56	Aluminum metaphosphate	Al(PO ₃) ₃	32823-06-6	263.898	col powder; tetr	≈1525		2.78		i H ₂ O
57	Aluminum hypophosphite	Al(H ₂ PO ₂) ₃	7784-22-7	221.948	cry powder	220 dec				i H ₂ O; s alk, acid
58	Aluminum phosphide	AlP	20859-73-8	57.956	grn or yel cub cry	2550		2.40		reac H ₂ O
59	Aluminum selenide	Al ₂ Se ₃	1302-82-5	290.84	yel-brown powder	960		3.437		reac H ₂ O
60	Aluminum silicate (andalusite)	Al ₂ SiO ₅	12183-80-1	162.046	gray-grn cry			3.145		
61	Aluminum silicate (kyanite)	Al ₂ SiO ₅	1302-76-7	162.046	blue or gray tricl cry	dec 1000		3.68		
62	Aluminum silicate (mullite)	3Al ₂ O ₃ · 2SiO ₂	1302-93-8	426.052	col orth cry	1750		3.17		i H ₂ O, acid, HF
63	Aluminum silicate (sillimanite)	Al ₂ SiO ₅	12141-45-6	162.046	wh orth cry	1816		3.25		
64	Aluminum silicate dihydrate	Al ₂ O ₃ · 2SiO ₂ · 2H ₂ O	1332-58-7	258.161	wh-yel powder; tricl			2.59		i H ₂ O, acid, alk
65	Aluminum stearate	Al(C ₁₈ H ₃₅ O ₂) ₃	637-12-7	877.390	wh powder	115		1.070		i H ₂ O, EtOH, eth; s alk
66	Aluminum monostearate	Al(OH)(C ₁₈ H ₃₅ O ₂)	7047-84-9	344.467	yel-wh pow	155		1.02		i H ₂ O
67	Aluminum distearate	Al(OH)(C ₁₈ H ₃₅ O ₂) ₂	300-92-5	610.928	wh pow	145				i H ₂ O
68	Aluminum sulfate	Al ₂ (SO ₄) ₃	10043-01-3	342.151	wh cry	1040 dec			38.5 ²⁵	i EtOH
69	Aluminum sulfate octadecahydrate	Al ₂ (SO ₄) ₃ · 18H ₂ O	7784-31-8	666.426	col monocl cry	86 dec		1.69	38.5 ²⁵	
70	Aluminum sulfide	Al ₂ S ₃	1302-81-4	150.158	yel-gray powder	1100		2.02		
71	Aluminum telluride	Al ₂ Te ₃	12043-29-7	436.76	gray-blk hex cry	≈895		4.5		

No.	Name	Formula	CAS Reg No.	Mol. weight	Physical form	mp/°C	bp/°C	Density g cm ⁻³	Solubility g/100 g H ₂ O	Qualitative solubility
72	Aluminum thiocyanate	Al(SCN) ₃	538-17-0	201.229	yel powder					s H ₂ O; i EtOH, eth
73	Aluminum titanate	Al ₂ TiO ₅	12004-39-6	181.827	refrac solid	1860				
74	Aluminum zirconium	Al ₂ Zr	12004-50-1	145.187	metallic solid	1645				
75	Americium	Am	7440-35-9	243	silv metal; hex or cub	1176	2011	12		s acid
76	Americium(III) oxide	Am ₂ O ₃	12254-64-7	534	tan hex cry			11.77		s acid
77	Americium(III) bromide	AmBr ₃	14933-38-1	483	wh orth cry			6.85		s H ₂ O
78	Americium(III) chloride	AmCl ₃	13464-46-5	349	pink hex cry	500		5.87		
79	Americium(III) fluoride	AmF ₃	13708-80-0	300	pink hex cry	1393		9.53		
80	Americium(III) iodide	AmI ₃	13813-47-3	624	yel ortho cry	≈950		6.9		
81	Americium(IV) fluoride	AmF ₄	15947-41-8	319	tan monocl cry			7.23		
82	Americium(IV) oxide	AmO ₂	12005-67-3	275	blk cub cry	>1000 dec		11.68		s acid
83	Ammonia	NH ₃	7664-41-7	17.031	col gas	-77.73	-33.33	0.696 g/L		vs H ₂ O; s EtOH, eth
84	Ammonium acetate	NH ₄ C ₂ H ₃ O ₂	631-61-8	77.083	wh hyg cry	114		1.073	148 ⁴	s EtOH; sl ace
85	Ammonium azide	NH ₄ N ₃	12164-94-2	60.059	orth cry; flam	160	exp	1.346	20.2 ³⁰	
86	Ammonium benzoate	NH ₄ C ₆ H ₅ O ₂	1863-63-4	139.152	wh cry or powder	198		1.26		s H ₂ O; sl EtOH
87	Ammonium bromate	NH ₄ BrO ₃	13843-59-9	145.941	col hex cry	exp				vs H ₂ O
88	Ammonium bromide	NH ₄ Br	12124-97-9	97.943	wh hyg tetr cry	542 dec	396 sp	2.429	78.3 ²⁵	s EtOH, ace; sl eth
89	Ammonium caprylate	NH ₄ C ₈ H ₁₅ O ₂	5972-76-9	161.243	hyg monocl cry	≈75				reac H ₂ O; s EtOH; i chl, bz
90	Ammonium carbamate	NH ₄ COONH ₄	1111-78-0	78.071	cry powder					vs H ₂ O; s EtOH
91	Ammonium carbonate	(NH ₄) ₂ CO ₃	506-87-6	96.086	col cry powder	58 dec			100 ¹⁵	
92	Ammonium chlorate	NH ₄ ClO ₃	10192-29-7	101.490	wh cry	102 exp		1.80	28.7 ⁹	
93	Ammonium chloride	NH ₄ Cl	12125-02-9	53.492	col cub cry	520.1 tp (dec)	338 sp	1.519	39.5 ²⁵	
94	Ammonium chromate	(NH ₄) ₂ CrO ₄	7788-98-9	152.071	yel cry	185 dec		1.90	37 ²⁵	sl ace, MeOH; i EtOH
95	Ammonium chromic sulfate dodecahydrate	NH ₄ Cr(SO ₄) ₂ · 12H ₂ O	10022-47-6	478.343	blue-viol cry	94 dec		1.72		s H ₂ O; sl EtOH
96	Ammonium cobalt(II) phosphate	CoNH ₄ PO ₄	14590-13-7	171.943	red-viol powder (hyd)					i H ₂ O; s acid
97	Ammonium cobalt(II) phosphate monohydrate	CoNH ₄ PO ₄ · H ₂ O	16827-96-6	189.959	red-purp orth plates	dec 450				s acid
98	Ammonium cobalt(II) sulfate hexahydrate	(NH ₄) ₂ Co(SO ₄) ₂ · 6H ₂ O	13586-38-4	395.227	red monocl prisms			1.90		s H ₂ O; i EtOH
99	Ammonium copper(II) chloride	CuCl ₂ · 2NH ₄ Cl	10060-13-6*	241.435	yel hyg orth cry					s H ₂ O
100	Ammonium copper(II) chloride dihydrate	CuCl ₂ · 2NH ₄ Cl · 2H ₂ O	10060-13-6	277.465	blue-grn tetr cry	110 dec		1.993		s H ₂ O, EtOH
101	Ammonium cyanide	NH ₄ CN	12211-52-8	44.056	col tetr cry	dec		1.10		vs H ₂ O
102	Ammonium dichromate	(NH ₄) ₂ Cr ₂ O ₇	7789-09-5	252.065	oran-red monocl cry; hyg	180 dec		2.155	35.6 ²⁰	
103	Ammonium dihydrogen arsenate	NH ₄ H ₂ AsO ₄	13462-93-6	158.975	tetr cry	300 dec		2.311	52.7 ²⁵	
104	Ammonium dihydrogen phosphate	NH ₄ H ₂ PO ₄	7722-76-1	115.026	wh tetr cry	190		1.80	40.4 ²⁵	sl EtOH; i ace
105	Ammonium <i>O,O</i> -diethyldithiophosphate	(C ₂ H ₅ O) ₂ P(S)SNH ₄	1068-22-0	203.264	cry	165				
106	Ammonium dithiocarbamate	NH ₄ NH ₂ CSS	513-74-6	110.202	yel ortho cry	99 dec		1.45		s H ₂ O
107	Ammonium ferricyanide trihydrate	(NH ₄) ₃ Fe(CN) ₆ · 3H ₂ O	14221-48-8*	320.110	red cry					s H ₂ O; i EtOH
108	Ammonium ferrocyanide trihydrate	(NH ₄) ₄ Fe(CN) ₆ · 3H ₂ O	14481-29-9*	338.149	yel cry	dec				s H ₂ O; i EtOH
109	Ammonium fluoride	NH ₄ F	12125-01-8	37.037	wh hex cry; hyg	238		1.015	83.5 ²⁵	sl EtOH
110	Ammonium fluorosulfonate	NH ₄ SO ₃ F	13446-08-7	117.100	col needles	245				s H ₂ O, EtOH, MeOH
111	Ammonium formate	NH ₄ CHO ₂	540-69-2	63.057	hyg cry	116		1.27	143 ²⁰	s EtOH
112	Ammonium heptafluorotantalate	(NH ₄) ₇ TaF ₇	12022-02-5	350.014	hyg cry					
113	Ammonium hexabromoosmate(IV)	(NH ₄) ₂ OsBr ₆	24598-62-7	705.73	small blk cubes					sl H ₂ O; s glycerol; i EtOH
114	Ammonium hexabromoplatinate(IV)	(NH ₄) ₂ PtBr ₆	17363-02-9	710.585	powder	145 dec			0.59 ²⁰	
115	Ammonium hexachloroiridate(III)	(NH ₄) ₃ IrCl ₆	15752-05-3	459.050	grn pow					
116	Ammonium hexachloroiridate(IV)	(NH ₄) ₃ IrCl ₆	16940-92-4	441.012	blk cry powder	dec		2.856	1.09 ²⁵	
117	Ammonium hexachloroosmate(IV)	(NH ₄) ₂ OsCl ₆	12125-08-5	439.03	red cry or powder		subl	2.93		s H ₂ O, EtOH
118	Ammonium hexachloropalladate(IV)	(NH ₄) ₂ PdCl ₆	19168-23-1	355.22	red-brn hyg cry	dec		2.418		
119	Ammonium hexachloroplatinate(IV)	(NH ₄) ₂ PtCl ₆	16919-58-7	443.879	red-oran cub cry	380 dec		3.065	0.5 ²⁰	i EtOH
120	Ammonium hexachlororuthenate(IV)	(NH ₄) ₂ RuCl ₆	18746-63-9	349.87	red cry					
121	Ammonium hexafluoroaluminate	(NH ₄) ₃ AlF ₆	7784-19-2	195.087	cub cry			1.78		s H ₂ O
122	Ammonium hexafluorogallate	(NH ₄) ₃ GaF ₆	14639-94-2	237.828	col cub cry	>200 dec		2.10		
123	Ammonium hexafluorogermanate	(NH ₄) ₃ GeF ₆	16962-47-3	222.71	wh cry	380	subl	2.564		s H ₂ O; i EtOH
124	Ammonium hexafluorophosphate	NH ₄ PF ₆	16941-11-0	163.003	wh cub cry	58 dec		2.180		vs H ₂ O; s ace, EtOH, MeOH
125	Ammonium hexafluorosilicate	(NH ₄) ₂ SiF ₆	16919-19-0	178.153	wh cub or trig cry	dec		2.011	22.7 ²⁵	i EtOH, ace
126	Ammonium hexafluorotitanate	(NH ₄) ₂ TiF ₆	16962-40-6	197.934	wh solid					s H ₂ O

No.	Name	Formula	CAS Reg No.	Mol. weight	Physical form	mp/°C	bp/°C	Density g cm ⁻³	Solubility g/100 g H ₂ O	Qualitative solubility
127	Ammonium hexafluorozirconate(IV)	(NH ₄) ₂ ZrF ₆	16919-31-6	241.291	wh hex cry			1.154		s H ₂ O
128	Ammonium hydrogen arsenate	(NH ₄) ₂ HAsO ₄	7784-44-3	176.004	wh powder			1.99		s H ₂ O
129	Ammonium hydrogen carbonate	NH ₄ HCO ₃	1066-33-7	79.056	col or wh prisms	107 dec		1.586	24.8 ²⁵	i EtOH, bz
130	Ammonium hydrogen citrate	(NH ₄) ₃ HC ₆ H ₅ O ₇	3012-65-5	226.184	col cry			1.48		vs H ₂ O; sl EtOH
131	Ammonium hydrogen fluoride	NH ₄ HF ₂	1341-49-7	57.044	wh orth cry	125	240 dec	1.50	60.2 ²⁰	
132	Ammonium hydrogen malate	NH ₄ C ₄ H ₅ O ₅	5972-71-4	151.118	orth cry	160		1.15		s H ₂ O; sl EtOH
133	Ammonium hydrogen oxalate monohydrate	NH ₄ HC ₂ O ₄ · H ₂ O	5972-72-5*	125.081	col rhomb cry	dec		1.56		sl H ₂ O, EtOH
134	Ammonium hydrogen phosphate	(NH ₄) ₂ HPO ₄	7783-28-0	132.055	wh cry	155 dec		1.619	69.5 ²⁵	i EtOH, ace
135	Ammonium hydrogen phosphite monohydrate	(NH ₄) ₂ HPO ₃ · H ₂ O	51503-61-8	134.071	hyg cry					s H ₂ O
136	Ammonium hydrogen selenate	NH ₄ HSeO ₄	10294-60-7	162.01	rhomb cry	dec		2.162		
137	Ammonium hydrogen sulfate	NH ₄ HSO ₄	7803-63-6	115.110	wh hyg cry	147		1.78	100 ²⁰	i EtOH, ace, py
138	Ammonium hydrogen sulfide	NH ₄ HS	12124-99-1	51.112	wh tetr or orth cry	dec		1.17	128 ⁰	sl ace; i bz, eth
139	Ammonium hydrogen sulfite	NH ₄ HSO ₃	10192-30-0	99.110	col cry	dec		2.03	71.8 ⁰	
140	Ammonium hydrogen tartrate	NH ₄ HC ₄ H ₄ O ₆	3095-65-6	167.117	wh cry			1.68		sl H ₂ O; s alk; i EtOH
141	Ammonium hydroxide	NH ₄ OH	1336-21-6	35.046	exists only in soln					
142	Ammonium hypophosphite	NH ₄ H ₂ PO ₂	7803-65-8	83.028	wh hyg cry	dec				vs H ₂ O; sl EtOH; i ace
143	Ammonium iodate	NH ₄ IO ₃	13446-09-8	192.941	wh powder	150		3.3	3.84 ²⁵	
144	Ammonium iodide	NH ₄ I	12027-06-4	144.943	wh tetr cry; hyg	551 dec	405 sp	2.514	178 ²⁵	sl EtOH, MeOH
145	Ammonium iron(II) sulfate hexahydrate	(NH ₄) ₂ Fe(SO ₄) ₂ · 6H ₂ O	7783-85-9	392.139	blue-grn monocl cry	≈100 dec		1.86		s H ₂ O; i EtOH
146	Ammonium iron(III) chromate	NH ₄ Fe(CrO ₄) ₂	7789-08-4	305.871	red powder					i H ₂ O
147	Ammonium iron(III) oxalate trihydrate	(NH ₄) ₃ Fe(C ₂ O ₄) ₃ · 3H ₂ O	13268-42-3	428.063	grn monocl cry; hyg	≈160 dec		1.780		vs H ₂ O; i EtOH
148	Ammonium iron(III) sulfate dodecahydrate	NH ₄ Fe(SO ₄) ₂ · 12H ₂ O	7783-83-7	482.192	col to viol cry	≈37		1.71		vs H ₂ O; i EtOH
149	Ammonium lactate	NH ₄ C ₃ H ₅ O ₃	52003-58-4	107.108	col cry	92				s H ₂ O, EtOH; sl MeOH; i ace, eth
150	Ammonium magnesium chloride hexahydrate	NH ₄ MgCl ₃ · 6H ₂ O	39733-35-2	256.794	hyg cry	dec 100		1.46	17 ²⁰	s H ₂ O
151	Ammonium mercuric chloride dihydrate	(NH ₄) ₂ HgCl ₄ · 2H ₂ O	33445-15-7*	414.51	powder					s H ₂ O; sl EtOH
152	Ammonium metatungstate hexahydrate	(NH ₄) ₆ W ₁₂ O ₄₂ · 6H ₂ O	12028-48-7	1887.19	wh cry					s H ₂ O; i EtOH
153	Ammonium metavanadate	NH ₄ VO ₃	7803-55-6	116.979	wh-yel cry	200 dec		2.326	4.8 ²⁰	
154	Ammonium molybdate(VI) tetrahydrate	(NH ₄) ₆ Mo ₇ O ₂₄ · 4H ₂ O	12054-85-2	1235.86	col or grn-yel cry	90 dec		2.498	43	i EtOH
155	Ammonium dimolybdate	(NH ₄) ₂ Mo ₂ O ₇	27546-07-2	339.95	cry					s H ₂ O
156	Ammonium molybdophosphate	(NH ₄) ₃ PO ₄ · 12MoO ₃	12026-66-3	1876.35	grn or yel cry	dec			0.02 ²⁰	sl H ₂ O; s alk
157	Ammonium nitrate	NH ₄ NO ₃	6484-52-2	80.043	wh hyg cry; orth	169.7	dec 200-260	1.72	213 ²⁵	sl MeOH
158	Ammonium nitrite	NH ₄ NO ₂	13446-48-5	64.044	wh-yel cry	60 exp		1.69	221 ²⁵	i eth
159	Ammonium nitroferricyanide	(NH ₄) ₅ Fe(CN) ₅ NO	14402-70-1	252.016	red-brn cry					s H ₂ O, EtOH
160	Ammonium oleate	NH ₄ C ₁₈ H ₃₃ O ₂	544-60-5	299.493	yel-brn paste	21				s H ₂ O; sl ace
161	Ammonium oxalate	(NH ₄) ₂ C ₂ O ₄	1113-38-8	124.096	col sol			1.5	5.20 ²⁵	
162	Ammonium oxalate monohydrate	(NH ₄) ₂ C ₂ O ₄ · H ₂ O	6009-70-7	142.110	wh orth cry	dec		1.50	5.20 ²⁵	sl EtOH
163	Ammonium palmitate	NH ₄ C ₁₅ H ₃₁ CO ₂	593-26-0	273.455	yel-wh powder	22				s H ₂ O; sl bz, xyl; i ace, EtOH, etc
164	Ammonium pentaborate tetrahydrate	NH ₄ B ₅ O ₈ · 4H ₂ O	12007-89-5	272.150	wh cry				7.03 ¹⁸	
165	Ammonium pentachlororhodate(III) monohydrate	(NH ₄) ₂ RhCl ₅ · H ₂ O	63771-33-5	334.262	red cry	dec 210				
166	Ammonium pentachlorozincate	(NH ₄) ₂ ZnCl ₅	14639-98-6	296.789	hyg orth cry			1.81		vs H ₂ O
167	Ammonium perchlorate	NH ₄ ClO ₄	7790-98-9	117.490	wh orth cry	dec, exp		1.95	24.5 ²⁵	s MeOH; sl EtOH, ace; i eth
168	Ammonium permanganate	NH ₄ MnO ₄	13446-10-1	136.975	purp rhomb cry	70 dec		2.22	7.9 ¹⁵	
169	Ammonium peroxydisulfate	(NH ₄) ₂ S ₂ O ₈	7727-54-0	228.202	monocl cry or wh powder	dec		1.982	83.5 ²⁵	
170	Ammonium perrhenate	NH ₄ ReO ₄	13598-65-7	268.244	col powder			3.97	6.23 ²⁰	
171	Ammonium phosphate trihydrate	(NH ₄) ₃ PO ₄ · 3H ₂ O	10361-65-6*	203.133	wh prisms				25.0 ²⁵	i ace
172	Ammonium phosphomolybdate monohydrate	(NH ₄) ₃ PO ₄ · 12MoO ₃ · H ₂ O	54723-94-3	1894.36	yel cry or powder	dec			0.02	
173	Ammonium phosphotungstate dihydrate	(NH ₄) ₃ PO ₄ · 12WO ₃ · 2H ₂ O	1311-90-6	2967.18	cry powder					sl H ₂ O
174	Ammonium picrate	NH ₄ C ₆ H ₃ N ₃ O ₇	131-74-8	246.135	yel orth cry	exp		1.72		sl H ₂ O
175	Ammonium polysulfide	(NH ₄) ₂ S _x	9080-17-5		yel unstab soln					reac acids
176	Ammonium salicylate	NH ₄ C ₇ H ₅ O ₃	528-94-9	155.151	wh cry powder					vs H ₂ O; s EtOH

No.	Name	Formula	CAS Reg No.	Mol. weight	Physical form	mp/°C	bp/°C	Density g cm ⁻³	Solubility g/100 g H ₂ O	Qualitative solubility
177	Ammonium selenate	(NH ₄) ₂ SeO ₄	7783-21-3	179.04	wh monocl cry	dec		2.194	117 ²⁵	i EtOH, ace
178	Ammonium selenite	(NH ₄) ₂ SeO ₃	7783-19-9	163.04	wh or red hyg cry	dec			121 ²⁵	
179	Ammonium stearate	NH ₄ C ₁₈ H ₃₅ O ₂	1002-89-7	301.509	yel-wh powder	22		0.89		sl H ₂ O, bz; s EtOH, MeOH; i ace
180	Ammonium sulfamate	NH ₄ NH ₂ SO ₃	7773-06-0	114.124	wh hyg cry	131	160 dec			vs H ₂ O; sl EtOH
181	Ammonium sulfate	(NH ₄) ₂ SO ₄	7783-20-2	132.140	wh or brn orth cry	280 dec		1.77	76.4 ²⁵	i EtOH, ace
182	Ammonium sulfide	(NH ₄) ₂ S	12135-76-1	68.142	yel-oran cry	≈0 dec				s H ₂ O, EtOH, alk
183	Ammonium sulfite	(NH ₄) ₂ SO ₃	17026-44-7	116.140	wh hyg cry				64.2 ²⁵	
184	Ammonium sulfite monohydrate	(NH ₄) ₂ SO ₃ · H ₂ O	7783-11-1	134.155	col cry	dec		1.41	64.2 ²⁵	i EtOH, ace
185	Ammonium tartrate	(NH ₄) ₂ C ₄ H ₄ O ₆	3164-29-2	184.147	wh cry	dec		1.601		s H ₂ O
186	Ammonium tellurate	(NH ₄) ₂ TeO ₄	13453-06-0	227.68	wh powder	dec		3.024		
187	Ammonium tetraborate tetrahydrate	(NH ₄) ₂ B ₄ O ₇ · 4H ₂ O	12228-87-4	263.377	wh tetr cry	dec 87				vs H ₂ O; s HNO ₃
188	Ammonium tetrachloroaluminate	NH ₄ AlCl ₄	7784-14-7	186.833	wh hyg solid	304				s H ₂ O, eth
189	Ammonium tetrachloropalladate(II)	(NH ₄) ₂ PdCl ₄	13820-40-1	284.31	grn cry or red-brn pow					s H ₂ O
190	Ammonium tetrachloroplatinate(II)	(NH ₄) ₂ PtCl ₄	13820-41-2	372.973	red cry	dec		2.936		s H ₂ O; i EtOH
191	Ammonium tetrachlorozincate	(NH ₄) ₂ ZnCl ₄	14639-97-5	243.298	wh orth plates; hyg	150 dec		1.879		vs H ₂ O
192	Ammonium tetrafluoroantimonate	NH ₄ SbF ₄	14972-90-8	215.793	col cry					s H ₂ O
193	Ammonium tetrafluoroborate	NH ₄ BF ₄	13826-83-0	104.844	wh powder; orth	487 dec		1.871	25 ²⁰	
194	Ammonium tetrathiocyanodiammonochromate(III) monohydrate	NH ₄ [Cr(NH ₄) ₂ (SCN) ₄] · H ₂ O	13573-16-5	354.440	red cry	270 dec				s H ₂ O, EtOH, ace; i bz
195	Ammonium tetrathiomolybdate	(NH ₄) ₂ MoS ₄	15060-55-6	260.28	red cry	100 dec				vs H ₂ O
196	Ammonium tetrathiotungstate	(NH ₄) ₂ WS ₄	13862-78-7	348.18	oran cry	dec		2.71		s H ₂ O
197	Ammonium tetrathiovanadate	(NH ₄) ₂ VS ₄	14693-56-2	233.317	dark viol cry					
198	Ammonium thiocyanate	NH ₄ SCN	1762-95-4	76.121	col hyg cry	≈149	dec	1.30	181 ²⁵	vs EtOH; s ace; i chl
199	Ammonium thiosulfate	(NH ₄) ₂ S ₂ O ₃	7783-18-8	148.205	wh cry	150 dec		1.678		vs H ₂ O; i EtOH, eth
200	Ammonium titanium oxalate monohydrate	(NH ₄) ₂ TiO(C ₂ O ₄) ₂ · H ₂ O	10580-03-7	293.996	hyg cry					vs H ₂ O
201	Ammonium tungstate(VI)	(NH ₄) ₁₀ W ₁₂ O ₄₁	11120-25-5	3042.44	cry powder			2.3		s H ₂ O; i EtOH
202	Ammonium tungstate(VI) pentahydrate	(NH ₄) ₁₀ W ₁₂ O ₄₁ · 5H ₂ O	1311-93-9	3132.52	cry pow or plates			2.3		vs H ₂ O; i EtOH
203	Ammonium uranate(VI)	(NH ₄) ₂ U ₂ O ₇	7783-22-4	624.131	red-yel amorp powder					i H ₂ O, alk; s acid
204	Ammonium uranium fluoride	UO ₂ (NH ₄) ₃ F ₅	18433-40-4	419.135	grn-yel monocl cry					s H ₂ O; i EtOH
205	Ammonium valerate	NH ₄ C ₄ H ₉ CO ₂	42739-38-8	119.163	hyg cry	108				vs H ₂ O, EtOH; s eth
206	Antimony (gray)	Sb	7440-36-0	121.760	silv metal; hex	630.628	1587	6.68		i dil acid
207	Antimony (black)	Sb	7440-36-0	121.760	blk amorp solid	trans gray 0				
208	Stibine	SbH ₃	7803-52-3	124.784	col gas; flam	-88	-17	5.100 g/L		sl H ₂ O; s EtOH
209	Trimethylstibine	Sb(CH ₃) ₃	594-10-5	166.863	col flam liq	-62	81	1.52		
210	Pentamethylstibine	Sb(CH ₃) ₅	15120-50-0	196.933	col hyg liq	-19	127			reac H ₂ O
211	Tetramethyldistibine	[Sb(CH ₃) ₂] ₂	41422-43-9	303.658	yel flam liq or red solid	17				
212	Antimony arsenide	SbAs	12322-34-8	196.682	hex cry	≈680		6.0		
213	Antimony potassium tartrate trihydrate	K ₂ (SbC ₄ H ₄ O ₆) ₂ · 3H ₂ O	28300-74-5	667.873	col cry			2.6		sl H ₂ O
214	Antimony(III) acetate	Sb(C ₂ H ₃ O ₂) ₃	3643-76-3	298.891	wh pow					
215	Antimony(III) bromide	SbBr ₃	7789-61-9	361.472	yel orth cry; hyg	97	288	4.35		reac H ₂ O; s ace, bz, chl
216	Antimony(III) chloride	SbCl ₃	10025-91-9	228.119	col orth cry; hyg	73.4	220.3	3.14	987 ²⁵	s acid, EtOH, bz, ace
217	Antimony(III) fluoride	SbF ₃	7783-56-4	178.755	wh orth cry; hyg	287	376	4.38	492 ²⁵	
218	Antimony(III) iodide	SbI ₃	7790-44-5	502.473	red rhomb cry	171	400	4.92		reac H ₂ O; s EtOH, ace; i ctc
219	Antimony(III) iodide sulfide	SbIS	13816-38-1	280.729	dark red prisms or needles	400				
220	Antimony(III) oxide (senarmonite)	Sb ₂ O ₃	1309-64-4	291.518	col cub cry	570 trans	1425	5.58		sl H ₂ O; i os
221	Antimony(III) oxide (valentinite)	Sb ₂ O ₃	1309-64-4	291.518	wh orth cry	655	1425	5.7		sl H ₂ O; i os
222	Antimony(III) oxychloride	SbOCl	7791-08-4	173.212	wh momo cry	170 dec				reac H ₂ O; i EtOH, eth
223	Antimony(III) phosphate	SbPO ₄	12036-46-3	216.731	cry pow					reac H ₂ O
224	Antimony(III) potassium oxalate trihydrate	K ₃ Sb(C ₂ O ₄) ₃ · 3H ₂ O	5965-33-3*	557.158	cry pow					s H ₂ O
225	Antimony(III) selenide	Sb ₂ Se ₃	1315-05-5	480.40	grn orth cry	611		5.81		sl H ₂ O
226	Antimony(III) sulfate	Sb ₂ (SO ₄) ₃	7446-32-4	531.708	wh cry powder; hyg	dec		3.62		sl H ₂ O
227	Antimony(III) sulfide	Sb ₂ S ₃	1345-04-6	339.715	gray-blk orth cry	550		4.562		i H ₂ O; s conc HCl
228	Antimony(III) telluride	Sb ₂ Te ₃	1327-50-0	626.32	gray cry	620		6.5		

No.	Name	Formula	CAS Reg No.	Mol. weight	Physical form	mp/°C	bp/°C	Density g cm ⁻³	Solubility g/100 g H ₂ O	Qualitative solubility
229	Antimony(III,V) oxide	Sb ₂ O ₄	1332-81-6	307.518	yel orth cry			6.64		
230	Antimony(V) chloride	SbCl ₅	7647-18-9	299.025	col or yel liq	4	140 dec	2.34		reac H ₂ O; s chl, ctc
231	Antimony(V) fluoride	SbF ₅	7783-70-2	216.752	hyg visc liq	8.3	141	3.10		reac H ₂ O
232	Antimony(V) dichlorotrifluoride	SbCl ₂ F ₃	7791-16-4	249.661	visc liq					reac H ₂ O
233	Antimony(V) oxide	Sb ₂ O ₅	1314-60-9	323.517	yel powder; cub	dec		3.78	0.3 ²⁰	
234	Antimony(V) sulfide	Sb ₂ S ₅	1315-04-4	403.845	oran-yel powder	75 dec		4.120		i H ₂ O; s acid, alk
235	Argon	Ar	7440-37-1	39.948	col gas	-189.34	-185.847	1.633 g/L		sl H ₂ O
236	Arsenic (gray)	As	7440-38-2	74.922	gray metal; rhomb	817	616 sp	5.75		i H ₂ O
237	Arsenic (black)	As	7440-38-2	74.922	blk amorp solid	trans gray As 270		4.9		
238	Arsenic (yellow)	As	7440-38-2	74.922	soft yel cub cry	trans gray As 358		1.97		s CS ₂
239	Arsine	AsH ₃	7784-42-1	77.946	col gas	-116	-62.5	3.186 g/L		sl H ₂ O
240	Diarsine	As ₂ H ₄	15942-63-9	153.875	unstab liq		≈100			
241	Arsenic acid	H ₃ AsO ₄	7778-39-4	141.944	exists only in soln					
242	Arsenic acid hemihydrate	H ₃ AsO ₄ · 0.5H ₂ O	7778-39-4*	150.951	wh hyg cry	36.1		2.5		vs H ₂ O, EtOH
243	Arsenious acid	H ₃ AsO ₃	13464-58-9	125.944	exists only in soln					
244	Arsenic diiodide	As ₂ I ₄	13770-56-4	657.461	red cry	137				reac H ₂ O; s os
245	Arsenic hemiselenide	As ₂ Se	1303-35-1	228.80	blk cry					i H ₂ O, os; dec acid, alk
246	Arsenic sulfide	As ₂ S ₃	12279-90-2	427.946	red monocl cry	320	565	3.5		i H ₂ O; sl bz; s alk
247	Arsenic(III) bromide	AsBr ₃	7784-33-0	314.634	col or yel orth cry; hyg	31.1	221	3.40		reac H ₂ O; s hc, ctc; vs eth, bz
248	Arsenic(III) chloride	AsCl ₃	7784-34-1	181.281	col liq	-16	130	2.150		reac H ₂ O; vs chl, ctc, eth
249	Arsenic(III) ethoxide	As(C ₂ H ₅ O) ₃	3141-12-6	210.103	liq		166	1.21		
250	Arsenic(III) fluoride	AsF ₃	7784-35-2	131.917	col liq	-5.9	57.13	2.7		reac H ₂ O; s EtOH, eth, bz
251	Arsenic(III) iodide	AsI ₃	7784-45-4	455.635	red hex cry	141	424	4.73		sl H ₂ O, EtOH, eth; s bz, tol
252	Arsenic(III) oxide (arsenolite)	As ₂ O ₃	1327-53-3	197.841	wh cub cry	274	460	3.86	2.05 ²⁵	
253	Arsenic(III) oxide (claudetite)	As ₂ O ₃	1327-53-3	197.841	wh monocl cry	314	460	3.74	2.05 ²⁵	s dil acid, alk; i EtOH
254	Arsenic(III) selenide	As ₂ Se ₃	1303-36-2	386.72	brn-blk solid	260		4.75		i H ₂ O; s alk
255	Arsenic(III) sulfide	As ₂ S ₃	1303-33-9	246.038	yel-oran monocl cry	312	707	3.46		i H ₂ O; s alk
256	Arsenic(III) telluride	As ₂ Te ₃	12044-54-1	532.64	blk monocl cry	621		6.50		
257	Arsenic(V) chloride	AsCl ₅	22441-45-8	252.187	stab at low temp	≈-50 dec				
258	Arsenic(V) fluoride	AsF ₅	7784-36-3	169.914	col gas	-79.8	-52.8	6.945 g/L		reac H ₂ O; s EtOH, bz, eth
259	Arsenic(V) oxide	As ₂ O ₅	1303-28-2	229.840	wh amorp powder	315		4.32	65.8 ²⁰	vs EtOH
260	Arsenic(V) selenide	As ₂ Se ₅	1303-37-3	544.64	blk solid	dec				i H ₂ O, EtOH, eth; s alk
261	Arsenic(V) sulfide	As ₂ S ₅	1303-34-0	310.168	brn-yel amorp solid	dec				i H ₂ O; s alk
262	Astatine	At	7440-68-8	210	cry	302				s HNO ₃ , os
263	Barium	Ba	7440-39-3	137.327	silv-yel metal; cub	727	1845	3.62		reac H ₂ O; sl EtOH
264	Barium acetate	Ba(C ₂ H ₃ O ₂) ₂	543-80-6	255.416	wh powder			2.47	79.2 ²⁵	
265	Barium acetate monohydrate	Ba(C ₂ H ₃ O ₂) ₂ · H ₂ O	5908-64-5	273.431	wh cry	110 dec		2.19	79.2 ²⁵	sl EtOH
266	Barium aluminate	BaAl ₂ O ₄	12004-04-5	255.288	hex cry	1827				
267	Barium aluminide	BaAl ₄	12672-79-6	245.253	metallic solid	1097				
268	Barium azide	Ba(N ₃) ₂	18810-58-7	221.367	monocl cry; exp	≈120 dec		2.936	17.3 ²⁰	sl EtOH; i eth
269	Barium bismuthate	BaBiO ₃	12785-50-1	394.305	bronze cry	1040 dec				
270	Barium bromate	Ba(BrO ₃) ₂	13967-90-3	393.131	col monocl cry				0.79 ²⁵	s ace
271	Barium bromate monohydrate	Ba(BrO ₃) ₂ · H ₂ O	10326-26-8	411.147	wh monocl cry	260 dec		3.99	0.831 ²⁵	i EtOH
272	Barium bromide	BaBr ₂	10553-31-8	297.135	wh orth cry	857	1835	4.781	100 ²⁵	
273	Barium bromide dihydrate	BaBr ₂ · 2H ₂ O	7791-28-8	333.166	wh cry	75 dec		3.7	100 ²⁵	s MeOH; i EtOH, ace, diox
274	Barium calcium tungstate	Ba ₂ CaWO ₆	15552-14-4	594.57	cub cry	1420				
275	Barium carbide	BaC ₂	50813-65-5	161.348	gray tetr cry	dec		3.74		reac H ₂ O
276	Barium carbonate	BaCO ₃	513-77-9	197.336	wh orth cry	1380 dec; 1555 (high pres.)		4.308	0.0014 ²⁰	s acid
277	Barium chlorate	Ba(ClO ₃) ₂	13477-00-4	304.229	wh cry	414			37.9 ²⁵	sl EtOH, ace
278	Barium chlorate monohydrate	Ba(ClO ₃) ₂ · H ₂ O	10294-38-9	322.245	wh monocl cry	120 dec		3.179	37.9 ²⁵	s acid; sl EtOH, ace
279	Barium chloride	BaCl ₂	10361-37-2	208.233	wh orth cry; hyg	961	1560	3.9	37.0 ²⁵	
280	Barium chloride dihydrate	BaCl ₂ · 2H ₂ O	10326-27-9	244.264	wh monocl cry	≈120 dec		3.097	37.0 ²⁵	i EtOH
281	Barium chloride fluoride	BaClF	13718-55-3	191.778	wh cry					
282	Barium chromate(V)	Ba ₂ (CrO ₄) ₂	12345-14-1	643.968	grn-blk hex cry			5.25		s H ₂ O
283	Barium chromate(VI)	BaCrO ₄	10294-40-3	253.321	yel orth cry	1380		4.50	0.00026 ²⁰	reac acid

No.	Name	Formula	CAS Reg No.	Mol. weight	Physical form	mp/°C	bp/°C	Density g cm ⁻³	Solubility g/100 g H ₂ O	Qualitative solubility
284	Barium citrate monohydrate	Ba ₃ (C ₆ H ₅ O ₇) ₂ · H ₂ O	512-25-4*	808.195	gray-wh cry					s H ₂ O; acid
285	Barium copper yttrium oxide	BaCuY ₂ O ₅	82642-06-6	458.682	grn cry; not superconductor					
286	Barium copper yttrium oxide	Ba ₂ Cu ₃ YO ₇	109064-29-1	666.194	blk solid; HT superconductor					
287	Barium copper yttrium oxide	Ba ₂ Cu ₄ YO ₈	114104-80-2	745.739	HT superconductor					
288	Barium copper yttrium oxide	Ba ₄ Cu ₇ Y ₂ O ₁₅	124365-83-9	1411.933	HT superconductor					
289	Barium cyanide	Ba(CN) ₂	542-62-1	189.361	wh cry powder					vs H ₂ O; s EtOH
290	Barium dichromate dihydrate	BaCr ₂ O ₇ · 2H ₂ O	10031-16-0	389.346	brn-red needles	dec				reac H ₂ O
291	Barium disilicate	BaSi ₂ O ₅	12650-28-1	273.495	wh orth cry	1420		3.70		
292	Barium dithionate dihydrate	BaS ₂ O ₆ · 2H ₂ O	13845-17-5	333.484	wh cry	140 dec		4.54	22.1 ²⁰	sl EtOH
293	Barium ferrite	BaFe ₁₂ O ₁₉	11138-11-7	1111.456	magnetic solid					
294	Barium ferrocyanide hexahydrate	Ba ₂ Fe(CN) ₆ · 6H ₂ O	13821-06-2*	594.694	yel monoc cry	80 dec				i H ₂ O; EtOH
295	Barium fluoride	BaF ₂	7787-32-8	175.324	wh cub cry	1368	2260	4.893	0.161 ²⁵	
296	Barium formate	Ba(CHO ₂) ₂	541-43-5	227.362	cry			3.21		s H ₂ O; i EtOH
297	Barium hexaboride	BaB ₆	12046-08-1	202.193	blk cub cry	2070		4.36		i H ₂ O; s acid; i EtOH
298	Barium hexafluorogermanate	BaGeF ₆		323.96	wh cry	~665		4.56		
299	Barium hexafluorosilicate	BaSiF ₆	17125-80-3	279.403	wh orth needles	300 dec		4.29		i H ₂ O; EtOH; sl acid
300	Barium hydride	BaH ₂	13477-09-3	139.343	gray orth cry	1200		4.16		reac H ₂ O
301	Barium hydrogen phosphate	BaHPO ₄	10048-98-3	233.306	wh cry powder	400 dec		4.16	0.015 ²⁰	s dil acid
302	Barium hydrosulfide	Ba(HS) ₂	25417-81-6	203.473	yel hyg cry					s H ₂ O
303	Barium hydrosulfide tetrahydrate	Ba(HS) ₂ · 4H ₂ O	12230-74-9	275.534	yel rhomb cry	50 dec				s H ₂ O
304	Barium hydroxide	Ba(OH) ₂	17194-00-2	171.342	wh powder	408			4.91 ²⁵	
305	Barium hydroxide monohydrate	Ba(OH) ₂ · H ₂ O	22326-55-2	189.357	wh powder			3.743	4.91 ²⁵	s acid
306	Barium hydroxide octahydrate	Ba(OH) ₂ · 8H ₂ O	12230-71-6	315.464	wh monoc cry	78 dec		2.18	4.91 ²⁵	
307	Barium hypophosphite monohydrate	Ba(H ₂ P ₂ O ₃) ₂ · H ₂ O	14871-79-5*	285.320	monoc plates			2.90		s H ₂ O; i EtOH
308	Barium iodate	Ba(IO ₃) ₂	10567-69-8	487.132	wh cry powder	476 dec		5.23	0.0396 ²⁵	
309	Barium iodate monohydrate	Ba(IO ₃) ₂ · H ₂ O	7787-34-0	505.148	cry	130 dec		5.00	0.0396 ²⁵	s acid; i EtOH
310	Barium iodide	BaI ₂	13718-50-8	391.136	wh orth cry	711		5.15	221 ²⁵	
311	Barium iodide dihydrate	BaI ₂ · 2H ₂ O	7787-33-9	427.167	col cry	740 dec		5.0	221 ²⁵	s EtOH, ace
312	Barium manganate(VI)	BaMnO ₄	7787-35-1	256.263	grn-gray hyg cry			4.85	0.00041 ²⁰	
313	Barium metaborate monohydrate	Ba(BO ₂) ₂ · H ₂ O	26124-86-7	240.962	wh powder	>900		3.3		sl H ₂ O
314	Barium metaborate dihydrate	Ba(BO ₂) ₂ · 2H ₂ O	23436-05-7	258.977	wh prec	dec			1.3 ²⁵	sl H ₂ O
315	Barium metaphosphate	Ba(PO ₃) ₂	13466-20-1	295.271	wh powder	1560				i H ₂ O; sl acid
316	Barium metasilicate	BaSiO ₃	13255-26-0	213.411	col rhomb powder	1605		4.40		i H ₂ O; s acid
317	Barium molybdate	BaMoO ₄	7787-37-3	297.27	wh powder	1450		4.975	0.0021 ²⁰	
318	Barium niobate	Ba(NbO ₃) ₂	12009-14-2	419.136	yel orth cry	1455		5.44		i H ₂ O
319	Barium nitrate	Ba(NO ₃) ₂	10022-31-8	261.336	wh cub cry	590		3.24	10.3 ²⁵	sl EtOH, ace
320	Barium nitride	Ba ₃ N ₂	12047-79-9	439.994	yel-brn cry	>500 dec		4.78		reac H ₂ O
321	Barium nitrite	Ba(NO ₂) ₂	13465-94-6	229.338	col hex cry	267		3.234	79.5 ²⁵	
322	Barium nitrite monohydrate	Ba(NO ₂) ₂ · H ₂ O	7787-38-4	247.353	yel-wh hex cry	217 dec		3.18	79.5 ²⁵	i EtOH
323	Barium orthovanadate	Ba ₂ (VO ₄) ₂	39416-30-3	641.859	hex cry	707		5.14		
324	Barium oxalate	BaC ₂ O ₄	516-02-9	225.346	wh powder	400 dec		2.658	0.0075	
325	Barium oxalate monohydrate	BaC ₂ O ₄ · H ₂ O	13463-22-4	243.361	wh cry powder			2.66	0.0075 ²⁰	s acid
326	Barium oxide	BaO	1304-28-5	153.326	wh-yel powder; cub and hex	1973		5.72(cub)	1.5 ²⁰	s dil acid, EtOH; i ace
327	Barium 2,4-pentanedioate octahydrate	Ba(CH ₃ COCHCOCH ₃) ₂ · 8H ₂ O	12084-29-6*	479.665	col hyg cry	320 (anh)				
328	Barium perchlorate	Ba(ClO ₄) ₂	13465-95-7	336.228	col hex cry	505		3.20	312 ²⁵	vs EtOH
329	Barium perchlorate trihydrate	Ba(ClO ₄) ₂ · 3H ₂ O	10294-39-0	390.274	col cry			2.74	312 ²⁵	s MeOH; sl EtOH, ace; i eth
330	Barium permanganate	Ba(MnO ₄) ₂	7787-36-2	375.198	brn-viol cry	200 dec		3.77	62.5 ²⁰	reac EtOH
331	Barium peroxide	BaO ₂	1304-29-6	169.326	gray-wh tet cry	450 dec		4.96	0.091 ²⁰	reac dil acid
332	Barium plumbate	BaPbO ₃	12047-25-5	392.5	orth cry					
333	Barium potassium chromate	BaK ₂ (CrO ₄) ₂	27133-66-0	447.511	yel hex cry			3.63		vs H ₂ O
334	Barium pyrophosphate	Ba ₂ P ₂ O ₇	13466-21-2	448.597	wh powder	1430		3.9	0.0088 ²⁰	s acid
335	Barium selenate	BaSeO ₄	7787-41-9	280.29	wh rhomb cry	dec		4.75	0.015 ²⁰	
336	Barium selenide	BaSe	1304-39-8	216.29	cub cry powder	1780		5.02		reac H ₂ O
337	Barium selenite	BaSeO ₃	13718-59-7	264.29	solid					i H ₂ O
338	Barium silicide	BaSi ₂	1304-40-1	193.498	gray lumps	1180				reac H ₂ O
339	Barium sodium niobate	Ba ₂ Na(NbO ₃) ₅	12323-03-4	1002.167	wh orth cry	1437		5.40		i H ₂ O
340	Barium stannate	BaSnO ₃	12009-18-6	304.035	cub cry			7.24		sl H ₂ O
341	Barium stannate trihydrate	BaSnO ₃ · 3H ₂ O	12009-18-6*	358.081	wh cry powder					sl H ₂ O; s acid
342	Barium stearate	Ba(C ₁₈ H ₃₅ O ₂) ₂	6865-35-6	704.266	wh powder	160		1.145		i H ₂ O, EtOH

No.	Name	Formula	CAS Reg No.	Mol. weight	Physical form	mp/°C	bp/°C	Density g cm ⁻³	Solubility g/100 g H ₂ O	Qualitative solubility
343	Barium strontium niobate	BaSr(NbO ₃) ₄	37185-09-4	788.57	pale yel solid					
344	Barium strontium tungstate	Ba ₂ SrWO ₆	14871-56-8	642.11	hyg pow	1400				
345	Barium sulfate	BaSO ₄	7727-43-7	233.390	wh orth cry	1580		4.49	0.00031 ²⁰	i EtOH
346	Barium sulfide	BaS	21109-95-5	169.392	col cub cry or gray powder	2227		4.3	8.94 ²⁵	
347	Barium sulfite	BaSO ₃	7787-39-5	217.390	wh monocl cry	dec		4.44	0.0011 ²⁵	i EtOH
348	Barium tartrate	BaC ₄ H ₄ O ₆	5908-81-6	285.398	wh cry			2.98		s H ₂ O; i EtOH
349	Barium tetracyanoplatinate(II) tetrahydrate	BaPt(CN) ₄ · 4H ₂ O	13755-32-3	508.543	yel powder or cry			2.076		sl H ₂ O; i EtOH
350	Barium tetraiodomercurate(II)	BaHgI ₄	10048-99-4	845.54	yel-red hyg cry					vs H ₂ O, EtOH
351	Barium thiocyanate	Ba(SCN) ₂	2092-17-3	253.491	hyg cry				167 ²⁵	s ace, MeOH, EtOH
352	Barium thiocyanate dihydrate	Ba(SCN) ₂ · 2H ₂ O	2092-17-3*	289.522	hyg wh cry				167 ²⁵	s EtOH
353	Barium thiocyanate trihydrate	Ba(SCN) ₂ · 3H ₂ O	68016-36-4	307.537	wh needles; hyg			2.286	167 ²⁵	s EtOH
354	Barium thiosulfate	BaS ₂ O ₃	35112-53-9	249.455	wh cry powder	220 dec			0.2 ²⁰	i EtOH
355	Barium thiosulfate monohydrate	BaS ₂ O ₃ · H ₂ O	7787-40-8	267.471	wh cry powder	dec		3.5	0.2	i EtOH
356	Barium titanate (BaTiO ₃)	BaTiO ₃	12047-27-7	233.192	wh tetr cry	1625		6.02		i H ₂ O
357	Barium titanate (BaTi ₂ O ₅)	BaTi ₂ O ₅	12009-27-7	313.058	wh solid					
358	Barium titanate (BaTi ₄ O ₉)	BaTi ₄ O ₉	12009-31-3	472.790	wh solid					
359	Barium titanium silicate	BaTi(SiO ₃) ₃	15491-35-7	413.446	rhomb blue-pur cry					
360	Barium tungstate	BaWO ₄	7787-42-0	385.17	wh tetr cry	1475	1730	5.04	0.0016 ²⁰	
361	Barium uranium oxide	BaU ₂ O ₇	10380-31-1	725.381	oran-yel powder					i H ₂ O; s acid
362	Barium yttrium tungsten oxide	Ba ₂ YWO ₆	37265-86-4	1006.53	cub cry	1470				
363	Barium zirconate	BaZrO ₃	12009-21-1	276.549	gray-wh cub cry	2500		5.52		i H ₂ O, alk; sl acid
364	Barium zirconium silicate	BaO · ZrO ₂ · SiO ₂		336.634	wh pow					i H ₂ O, alk; sl acid; s HF
365	Berkelium (α form)	Bk	7440-40-6	247	hex cry	trans to -930		14.78		
366	Berkelium (β form)	Bk	7440-40-6	247	cub cry	986		13.25		
367	Beryllium	Be	7440-41-7	9.012	hex cry	1287	2468	1.85		s acid, alk
368	Beryllium acetate	Be(C ₂ H ₃ O ₂) ₂	543-81-7	127.101	wh cry	60 dec				i H ₂ O, EtOH
369	Beryllium basic acetate	Be ₂ O(C ₂ H ₃ O ₂) ₆	1332-52-1	406.312	wh cry	285	330	1.25		i H ₂ O; s eth, os
370	Beryllium aluminate	BeAl ₂ O ₄	12004-06-7	126.973	orth cry			3.65		
371	Beryllium aluminum metasilicate	Be ₂ Al ₂ (SiO ₃) ₅	1302-52-9	537.502	col or grn-yel cry; hex			2.64		
372	Beryllium boride (BeB ₂)	BeB ₂	12228-40-9	30.634	refrac solid	>1970				
373	Beryllium boride (BeB ₆)	BeB ₆	12429-94-6	73.878	red solid	2070				
374	Beryllium boride (Be ₂ B)	Be ₂ B	12536-51-5	28.835	pink cry	1520				
375	Beryllium boride (Be ₃ B)	Be ₃ B	12536-52-6	46.860	refrac solid	1160				
376	Beryllium borohydride	Be(BH ₄) ₂	17440-85-6	36.682	solid	125 dec	subl			reac H ₂ O
377	Beryllium bromide	BeBr ₂	7787-46-4	168.820	orth cry; hyg	508	473 sp	3.465		vs H ₂ O; s EtOH, pyr
378	Beryllium carbide	Be ₂ C	506-66-1	30.035	red cub cry	2127		1.90		reac H ₂ O
379	Beryllium carbonate tetrahydrate	BeCO ₃ · 4H ₂ O	60883-64-9	141.080	wh solid	100 dec			0.36 ¹	
380	Beryllium basic carbonate	Be ₂ (OH) ₄ (CO ₃) ₂	66104-24-3	181.069	wh powder					i H ₂ O; s acid, alk
381	Beryllium chloride	BeCl ₂	7787-47-5	79.918	wh-yel orth cry; hyg	415	482	1.90	71.5 ²⁵	s EtOH, eth, py; i bz, tol
382	Beryllium fluoride	BeF ₂	7787-49-7	47.009	tetr cry or gl; hyg	552	1283	2.1		vs H ₂ O; sl EtOH
383	Beryllium formate	Be(CHO ₂) ₂	1111-71-3	99.047	powder	>250 dec				reac H ₂ O; i os
384	Beryllium hydride	BeH ₂	7787-52-2	11.028	wh amorp solid	250 dec		0.65		reac H ₂ O; i eth, tol
385	Beryllium hydrogen phosphate	BeHPO ₄	13598-15-7	104.991	cry					i H ₂ O
386	Beryllium hydroxide (α)	Be(OH) ₂	13327-32-7	43.027	wh powder or cry	≈200 dec		1.92		sl H ₂ O, alk; s acid
387	Beryllium hydroxide (β)	Be(OH) ₂	13327-32-7	43.027	col tetr cry	dec 138				i H ₂ O; s, acid, alk
388	Beryllium iodide	BeI ₂	7787-53-3	262.821	hyg needles	480	590	4.32		reac H ₂ O; s EtOH
389	Beryllium nitrate trihydrate	Be(NO ₃) ₂ · 3H ₂ O	13597-99-4	187.068	yel-wh hyg cry	≈30	dec		107 ²⁰	s EtOH
390	Beryllium nitride	Be ₃ N ₂	1304-54-7	55.050	gray refrac cry; cub	2200		2.71		reac acid, alk
391	Beryllium oxalate trihydrate	BeC ₂ O ₄ · 3H ₂ O	15771-43-4	151.077	rhomb cry	dec 320				vs H ₂ O
392	Beryllium oxide	BeO	1304-56-9	25.011	wh hex cry	2578		3.01		i H ₂ O; sl acid, alk
393	Beryllium 2,4-pentanedioate	Be(CH ₃ COCHCOCH ₃) ₂	10210-64-7	207.228	monocl cry powder	108	270	1.168		i H ₂ O; vs EtOH, eth
394	Beryllium perchlorate tetrahydrate	Be(ClO ₄) ₂ · 4H ₂ O	7787-48-6	279.975	hyg cry	250 dec			198 ²⁵	
395	Beryllium selenate tetrahydrate	BeSeO ₄ · 4H ₂ O	10039-31-3	224.03	orth cry	100 dec		2.03		vs H ₂ O
396	Beryllium sulfate	BeSO ₄	13510-49-1	105.075	col tetr cry; hyg	1127		2.5	41.3 ²⁵	
397	Beryllium sulfate dihydrate	BeSO ₄ · 2H ₂ O	14215-00-0	141.105	col cry	dec 92				
398	Beryllium sulfate tetrahydrate	BeSO ₄ · 4H ₂ O	7787-56-6	177.136	col tetr cry	≈100 dec		1.71	41.3 ²⁵	i EtOH
399	Beryllium sulfide	BeS	13598-22-6	41.077	col cub cry	dec		2.36		reac hot H ₂ O
400	Bismuth	Bi	7440-69-9	208.980	gray-wh soft metal	271.406	1564	9.79		s acid
401	Bismuth acetate	Bi(C ₂ H ₃ O ₂) ₃	22306-37-2	386.111	col tablets	250				i H ₂ O
402	Bismuth subacetate	BiOC ₂ H ₃ O ₂	5142-76-7	284.023	thin cry plates					i H ₂ O; s dil acid
403	Bismuth antimonide	BiSb	12323-19-2	330.740	cry	475				

No.	Name	Formula	CAS Reg No.	Mol. weight	Physical form	mp/°C	bp/°C	Density g cm ⁻³	Solubility g/100 g H ₂ O	Qualitative solubility
404	Bismuth arsenate	BiAsO ₄	13702-38-0	347.900	wh monoc cry			7.14		i H ₂ O; sl conc HNO ₃
405	Bismuth basic carbonate	(BiO) ₂ CO ₃	5892-10-4	509.969	wh powder			6.86		i H ₂ O; s acid
406	Bismuth basic dichromate	Bi ₂ O ₃ · 2CrO ₃		665.948	red-oran amorp pow					i H ₂ O; s acid, alk
407	Bismuth citrate	BiC ₆ H ₅ O ₇	813-93-4	398.080	wh powder			3.458		i H ₂ O; sl EtOH
408	Bismuth hydride	BiH ₃	18288-22-7	212.004	col gas; unstab	-67	≈17	8.665 g/L		
409	Bismuth hydroxide	Bi(OH) ₃	10361-43-0	260.002	wh-yel amorp powder			4.962		i H ₂ O; s acid
410	Bismuth germanium oxide	2Bi ₂ O ₃ · 3GeO ₂	12233-56-6	1245.84	wh pow	1044				
411	Bismuth hexafluoro-2,4-pentanedioate	Bi(CF ₃ COCHCOCF ₃) ₃	142617-56-9	830.132	powder	96				
412	Bismuth molybdate	Bi ₂ MoO ₆	13565-96-3	609.90	yel solid			9.32		
413	Bismuth molybdate	Bi ₂ (MoO ₄) ₃	51898-99-8	897.77	monoc cry			5.95		
414	Bismuth nitrate pentahydrate	Bi(NO ₃) ₃ · 5H ₂ O	10035-06-0	485.071	col tric cry; hyg	≈75 dec		2.83		reac H ₂ O; s ace; i EtOH
415	Bismuth subnitrate	Bi ₅ O(OH) ₉ (NO ₃) ₄	1304-85-4	1461.987	hyg cry powder	260 dec		4.928		i H ₂ O, EtOH; s dil acid
416	Bismuth oleate	Bi(C ₁₈ H ₃₃ O ₂) ₃	52951-38-9	1053.340	soft yel-brn solid					i H ₂ O; s eth; sl bz
417	Bismuth oxalate	Bi ₂ (C ₂ O ₄) ₃	6591-55-5	682.018	wh powder					i H ₂ O, EtOH; s dil acid
418	Bismuth oxide	Bi ₂ O ₃	1304-76-3	465.959	yel monoc cry or powder	825	1890	8.9		i H ₂ O; s acid
419	Bismuth tetroxide	Bi ₂ O ₄	12048-50-9	481.959	red-oran powder	305		5.6		reac H ₂ O
420	Bismuth oxybromide	BiOBr	7787-57-7	304.883	col tetr cry	560 dec		8.08		i H ₂ O, EtOH; s acid
421	Bismuth oxychloride	BiOCl	7787-59-9	260.432	wh tetr cry	575 dec		7.72		i H ₂ O
422	Bismuth oxyiodide	BiOI	7787-63-5	351.883	red tetr cry	300 dec		7.92		i H ₂ O, EtOH, chl; s HCl
423	Bismuth oxynitrate	BiONO ₃	10361-46-3	286.985	wh powder	260 dec		4.93		i H ₂ O, EtOH; s acid
424	Bismuth phosphate	BiPO ₄	10049-01-1	303.951	monoc cry			6.32		sl H ₂ O, dil acid; i EtOH
425	Bismuth potassium iodide	BiK ₄ I ₇	41944-01-8	1253.704	red cry					reac H ₂ O; s alk iodide soln
426	Bismuth selenide	Bi ₂ Se ₃	12068-69-8	654.84	blk hex cry	710 dec		7.5		i H ₂ O
427	Bismuth stannate pentahydrate	Bi ₂ (SnO ₃) ₃ · 5H ₂ O	12777-45-6	1008.162	wh cry					i H ₂ O
428	Bismuth sulfate	Bi ₂ (SO ₄) ₃	7787-68-0	706.149	wh needles or powder	405 dec		5.08		reac H ₂ O, EtOH
429	Bismuth sulfide	Bi ₂ S ₃	1345-07-9	514.156	blk-brn orth cry	850		6.78		i H ₂ O; s acid
430	Bismuth telluride	Bi ₂ Te ₃	1304-82-1	800.76	gray hex plates	580		7.74		i H ₂ O; s EtOH
431	Bismuth tribromide	BiBr ₃	7787-58-8	448.692	yel cub cry	219	462	5.72		reac H ₂ O; s dil acid, ace; i EtOH
432	Bismuth trichloride	BiCl ₃	7787-60-2	315.339	col or yel cub cry; hyg	234	441	4.75		reac H ₂ O; s acid, EtOH, ace
433	Bismuth trifluoride	BiF ₃	7787-61-3	265.975	wh-gray cub cry	727	900	8.3		i H ₂ O
434	Bismuth pentafluoride	BiF ₅	7787-62-4	303.972	wh tetr needles; hyg	151.4	230	5.55		reac H ₂ O
435	Bismuth triiodide	BiI ₃	7787-64-6	589.693	blk-brn hex cry	408.6	542	5.778	0.00078 ²⁰	s EtOH
436	Bismuth trimethyl	Bi(CH ₃) ₃	593-91-9	254.083	col flam liq	-86	110	2.3		
437	Bismuth titanate	Bi ₂ (TiO ₄) ₃	12048-51-0	1171.516	wh orth cry			7.85		
438	Bismuth tungstate	Bi ₂ (WO ₄) ₃	13595-87-4	1161.47	wh powder					
439	Bismuth vanadate	BiVO ₄	14059-33-7	323.920	orth cry	trans 500		6.25		i H ₂ O; s acid
440	Bismuth zirconate	2Bi ₂ O ₃ · 3ZrO ₂	37306-42-6	1301.587	wh pow					
441	Boron	B	7440-42-8	10.81	blk rhomb cry	2077	4000	2.34		i H ₂ O
442	Diborane	B ₂ H ₆	19287-45-7	27.670	col gas; flam	-164.85	-92.49	1.131 g/L		reac H ₂ O
443	Tetraborane(10)	B ₄ H ₁₀	18283-93-7	53.323	unstab col gas	-120	18	2.180 g/L		reac H ₂ O
444	Pentaborane(9)	B ₅ H ₉	19624-22-7	63.126	flam col liq	-46.74	60.10	0.60		reac hot H ₂ O
445	Pentaborane(11)	B ₅ H ₁₁	18433-84-6	65.142	col liq; unstab	-122	65			reac H ₂ O
446	Hexaborane(10)	B ₆ H ₁₀	23777-80-2	74.945	col liq	-62.3	108 dec	0.67		reac hot H ₂ O
447	Hexaborane(12)	B ₆ H ₁₂	12008-19-4	76.961	col liq	-82.3	≈85			reac H ₂ O
448	Nonaborane(15)	B ₉ H ₁₅	19465-30-6	112.418	col liq	2.7				
449	Decaborane(14)	B ₁₀ H ₁₄	17702-41-9	122.221	wh orth cry	98.78	213	0.94		sl H ₂ O; s EtOH, bz, CS ₂ , ctc
450	Decaborane(16)	B ₁₀ H ₁₆	71595-75-0	124.237	col cry	≈81	dec 170	subl		
451	Dodecaborane(16)	B ₁₂ H ₁₆	89711-39-7	145.859	col cry	65				s bz, hx
452	Tridecaborane(19)	B ₁₃ H ₁₉	43093-20-5	159.694	yel cry	44				s hx, CH ₂ Cl ₂
453	Tetradecaborane(18)	B ₁₄ H ₁₈	55606-55-8	169.497	visc yel oil		dec 100			s cyhex, CS ₂
454	Hexadecaborane(20)	B ₁₆ H ₂₀	28265-11-4	193.135	col cry	≈110				s ctc, cyhex, thf
455	Octadecaborane(22)	B ₁₈ H ₂₂	11071-61-7	216.773	yel cry	180				s os
456	Tetrabromodiborane	B ₂ Br ₄	14355-29-4	341.238	col liq	≈1	dec 20			
457	Tetrachlorodiborane	B ₂ Cl ₄	13701-67-2	163.434	col liq; flam	-92.6	66.5			reac H ₂ O

No.	Name	Formula	CAS Reg No.	Mol. weight	Physical form	mp/°C	bp/°C	Density g cm ⁻³	Solubility g/100 g H ₂ O	Qualitative solubility
458	Tetrafluorodiborane	B ₂ F ₄	13965-73-6	97.616	col gas; flam	-56	-34.0	3.990 g/L		reac H ₂ O
459	Borane carbonyl	BH ₃ CO	13205-44-2	41.845	col gas	-137	-64	1.710 g/L		reac H ₂ O
460	Borazine	B ₃ N ₃ H ₆	6569-51-3	80.501	col liq	-58	53	0.824		reac H ₂ O
461	Boric acid	H ₃ BO ₃	10043-35-3	61.833	col tricr cry	170.9		1.5	5.80 ²⁵	sl EtOH
462	Metaboric acid (α form)	HBO ₂	13460-50-9	43.818	col orth cry; hyg	176		1.784		s H ₂ O
463	Metaboric acid (β form)	HBO ₂	13460-50-9	43.818	col monocl cry; hyg	201		2.045		s H ₂ O
464	Metaboric acid (γ form)	HBO ₂	13460-50-9	43.818	col cub cry	236		2.487		s H ₂ O
465	Tetrafluoroboric acid	HF ₄ B	16872-11-0	87.813	col liq		130 dec	≈1.8		vs H ₂ O, EtOH
466	Boron arsenide	BA _s	12005-69-5	85.733	brn cub cry	1100 dec		5.22		
467	Boron carbide	B ₄ C	12069-32-8	55.255	hard blk cry	2350	>3500	2.50		i H ₂ O, acid
468	Boron nitride	BN	10043-11-5	24.818	wh powder; hex or cub cry	2967		2.18		i H ₂ O, acid
469	Boron oxide	B ₂ O ₃	1303-86-2	69.620	col gl or hex cry; hyg	450		2.55	2.2 ²⁰	s EtOH
470	Boron phosphide	BP	20205-91-8	41.785	red cub cry or powder	1125 dec				reac H ₂ O, acid
471	Boron silicide	B ₆ Si	12008-29-6	92.952	blk cry	1980				
472	Boron sulfide	B ₂ S ₃	12007-33-9	117.817	yel amorp solid	563		≈1.7		
473	Boron tribromide	BB ₃	10294-33-4	250.523	col liq; hyg	-46	91.3	2.6		reac H ₂ O, EtOH
474	Boron trichloride	BCl ₃	10294-34-5	117.170	col liq or gas	-107.3	12.5	4.789 g/L		reac H ₂ O, EtOH
475	Boron trifluoride	BF ₃	7637-07-2	67.806	col gas	-126.8	-99.9	2.772 g/L		s H ₂ O
476	Boron trifluoride etherate	BF ₃ (C ₂ H ₅) ₂ O	109-63-7	141.927	liq	-60.4	125.5	1.125 ²⁵		reac H ₂ O; vs eth, EtOH
477	Boron triiodide	BI ₃	13517-10-7	391.524	wh needles	49.7	209.5	3.35		i H ₂ O
478	Bromine	Br ₂	7726-95-6	159.808	red liq	-7.2	58.8	3.1028		sl H ₂ O
479	Bromic acid	HBrO ₃	7789-31-3	128.910	stab only in aq soln					s H ₂ O
480	Hypobromous acid	HOBr	13517-11-8	96.911	exists aq soln					s H ₂ O
481	Bromine dioxide	BrO ₂	21255-83-4	111.903	unstab yel cry	≈0 dec				
482	Bromine monoxide	Br ₂ O	21308-80-5	175.807	unstab brn solid	-17.5 dec				
483	Dibromine trioxide	Br ₂ O ₃	53809-75-9	207.806	oran needles (LT)	dec -40				
484	Dibromine pentoxide	Br ₂ O ₅	58572-43-3	239.805	col cry (low temp)	-20 dec				
485	Bromine azide	BrN ₃	13973-87-0	121.924	red cry; exp	≈45	exp			
486	Bromine chloride	BrCl	13863-41-7	115.357	dark red liq (<5°C)	-66	5 dec			reac H ₂ O; s eth, CS ₂
487	Bromine fluoride	BrF	13863-59-7	98.902	unstab red-brn gas	≈-33	≈20 dec	4.043 g/L		
488	Bromine trifluoride	BrF ₃	7787-71-5	136.899	col hyg liq	8.77	125.8	2.803		reac H ₂ O
489	Bromine pentafluoride	BrF ₅	7789-30-2	174.896	col liq	-60.5	41.3	2.460		reac H ₂ O (exp)
490	Bromosyl trifluoride	BrOF ₃	61519-37-7	152.898	col liq	-5	dec >20			reac H ₂ O
491	Bromyl fluoride	BrO ₂ F	22585-64-4	130.901	col liq	-9	dec 55			reac H ₂ O
492	Perbromyl fluoride	BrO ₃ F	37265-91-1	146.900	col gas	-110	dec 20			reac H ₂ O
493	Cadmium	Cd	7440-43-9	112.411	silv-wh metal	321.069	767	8.69		i H ₂ O; reac acid
494	Cadmium acetate	Cd(C ₂ H ₃ O ₂) ₂	543-90-8	230.500	col cry	255		2.34		s H ₂ O, EtOH
495	Cadmium acetate dihydrate	Cd(C ₂ H ₃ O ₂) ₂ · 2H ₂ O	5743-04-4	266.529	wh cry	130 dec		2.01		vs H ₂ O; s EtOH
496	Cadmium antimonide	CdSb	12014-29-8	234.171	orth cry	456		6.92		
497	Cadmium arsenide	CdAs ₂	12006-15-4	487.076	gray tetr cry	721		6.25		
498	Cadmium azide	Cd(N ₃) ₂	14215-29-3	196.451	yel-wh orth cry; exp	exp		3.24		
499	Cadmium borotungstate octadecahydrate	Cd ₃ (BW ₁₂ O ₄₀) · 18H ₂ O	1306-26-9	3743.20	yel cry					vs H ₂ O
500	Cadmium bromide	CdBr ₂	7789-42-6	272.219	wh-yel hex cry; hyg	568	863	5.19	115 ²⁵	sl ace, eth
501	Cadmium bromide tetrahydrate	CdBr ₂ · 4H ₂ O	13464-92-1	344.281	wh-yel cry				115 ²⁵	s ace, EtOH
502	Cadmium carbonate	CdCO ₃	513-78-0	172.420	wh hex cry	500 dec		5.026		i H ₂ O; s acid
503	Cadmium chlorate dihydrate	Cd(ClO ₃) ₂ · 2H ₂ O	22750-54-5*	315.344	col hyg cry	80 dec		2.28	2.64 ⁹	
504	Cadmium chloride	CdCl ₂	10108-64-2	183.317	rhomb cry; hyg	568	964	4.08	120 ²⁵	s ace; sl EtOH; i eth
505	Cadmium chloride monohydrate	CdCl ₂ · H ₂ O	34330-64-8	201.332	wh cry				120 ²⁵	
506	Cadmium chloride hemipentahydrate	CdCl ₂ · 2.5H ₂ O	7790-78-5	228.354	wh rhomb leaflets			3.327	120 ²⁵	s ace
507	Cadmium chromate	CdCrO ₄	14312-00-6	228.405	yel orth cry			4.5		i H ₂ O
508	Cadmium cyanide	Cd(CN) ₂	542-83-6	164.445	wh cub cry			2.23	1.7 ¹⁵	
509	Cadmium dichromate monohydrate	CdCr ₂ O ₇ · H ₂ O	69239-51-6	346.414	oran solid					s H ₂ O
510	Cadmium 2-ethylhexanoate	Cd(C ₈ H ₁₅ O ₂) ₂	2420-98-6	398.818	powder					
511	Cadmium fluoride	CdF ₂	7790-79-6	150.408	cub cry	1075	1750	6.33	4.36 ²⁵	s acid; i EtOH
512	Cadmium hydroxide	Cd(OH) ₂	21041-95-2	146.426	wh trig or hex cry	130 dec		4.79	0.00015 ²⁰	s dil acid
513	Cadmium iodate	Cd(IO ₃) ₂	7790-81-0	462.216	wh powder			6.48	0.091 ²⁵	s HNO ₃

No.	Name	Formula	CAS Reg No.	Mol. weight	Physical form	mp/°C	bp/°C	Density g cm ⁻³	Solubility g/100 g H ₂ O	Qualitative solubility
514	Cadmium iodide	CdI ₂	7790-80-9	366.220	col hex flakes	388	744	5.64	86.2 ²⁵	vs H ₂ O; s EtOH, eth, ace
515	Cadmium metasilicate	CdSiO ₃	13477-19-5	188.495	grn monoc cry	1252		5.10		
516	Cadmium molybdate	CdMoO ₄	13972-68-4	272.35	col tetr cry	≈900 dec		5.4		i H ₂ O; s acid
517	Cadmium niobate	Cd ₂ Nb ₂ O ₇	12187-14-3	522.631	cub cry	≈1410		6.28		i H ₂ O
518	Cadmium nitrate	Cd(NO ₃) ₂	10325-94-7	236.420	wh cub cry; hyg	360		3.6	156 ²⁵	s EtOH
519	Cadmium nitrate tetrahydrate	Cd(NO ₃) ₂ · 4H ₂ O	10022-68-1	308.482	col orth cry; hyg	59.5		2.45	156 ²⁵	s EtOH, ace
520	Cadmium oxalate	CdC ₂ O ₄	814-88-0	200.430	wh solid			3.32	0.0060 ²⁵	
521	Cadmium oxalate trihydrate	CdC ₂ O ₄ · 3H ₂ O	20712-42-9	254.476	wh amorp powder	340 dec			0.0060 ²⁵	i EtOH; s dil acid
522	Cadmium oxide	CdO	1306-19-0	128.410	brn cub cry		1559 sp	8.15		i H ₂ O; s dil acid
523	Cadmium 2,4-pentanedioate	Cd(CH ₃ COCHCOCH ₃) ₂	14689-45-3	310.627	wh solid or red cry	235				
524	Cadmium perchlorate hexahydrate	Cd(ClO ₄) ₂ · 6H ₂ O	10326-28-0	419.404	wh hex cry			2.37	191.5 ²⁵	
525	Cadmium phosphate	Cd ₃ (PO ₄) ₂	13477-17-3	527.176	powder	≈1500				i H ₂ O
526	Cadmium phosphide	Cd ₃ P ₂	12014-28-7	399.181	grn tetr needles	700		5.96		s dil HCl
527	Cadmium selenate dihydrate	CdSeO ₄ · 2H ₂ O	10060-09-0	291.40	orth cry	100 dec		3.62	70.5 ²⁵	
528	Cadmium selenide	CdSe	1306-24-7	191.37	wh cub cry	1240		5.81		i H ₂ O
529	Cadmium selenite	CdSeO ₃	13814-59-0	239.37	col prisms					
530	Cadmium stearate	Cd(C ₁₈ H ₃₅ O ₂) ₂	22223-93-0	679.350	wh cry pow	134		1.21		
531	Cadmium succinate	CdC ₄ H ₄ O ₄	141-00-4	228.484	wh pow or needles				0.37 ⁴⁰	sl H ₂ O; i EtOH
532	Cadmium sulfate	CdSO ₄	10124-36-4	208.474	col orth cry	1000		4.69	76.7 ²⁵	i EtOH
533	Cadmium sulfate monohydrate	CdSO ₄ · H ₂ O	7790-84-3	226.489	monoc cry	105		3.79	76.7 ²⁵	
534	Cadmium sulfate octahydrate	CdSO ₄ · 8H ₂ O	15244-35-6	352.596	col monoc cry	40 dec		3.08	76.7 ²⁵	
535	Cadmium sulfide	CdS	1306-23-6	144.476	yel-oran hex cry	≈1480		4.826		i H ₂ O; s acid
536	Cadmium sulfite	CdSO ₃	13477-23-1	192.474	col prisms	dec ≈400			0.05 ²⁰	sl H ₂ O
537	Cadmium telluride	CdTe	1306-25-8	240.01	brn-blk cub cry	1042		6.2		i H ₂ O, dil acid
538	Cadmium tellurite	CdTeO ₃	15851-44-2	288.01	col monoc cry	695	dec 1050			
539	Cadmium tetrafluoroborate	Cd(BF ₄) ₂	14486-19-2	286.020	col hyg liq			1.6		vs H ₂ O, EtOH
540	Cadmium titanate	CdTiO ₃	12014-14-1	208.276	orth cry			6.5		
541	Cadmium tungstate	CdWO ₄	7790-85-4	360.25	wh monoc cry			8.0		i H ₂ O, acid; s NH ₄ OH
542	Calcium	Ca	7440-70-2	40.078	silv-wh metal	842	1484	1.54		reac H ₂ O; i bz
543	Calcium acetate	Ca(C ₂ H ₃ O ₂) ₂	62-54-4	158.167	wh hyg cry	160 dec		1.50		s H ₂ O; sl EtOH
544	Calcium acetate monohydrate	Ca(C ₂ H ₃ O ₂) ₂ · H ₂ O	5743-26-0	176.182	wh needles or powder	≈150 dec				s H ₂ O; sl EtOH
545	Calcium acetate dihydrate	Ca(C ₂ H ₃ O ₂) ₂ · 2H ₂ O	14977-17-4	194.196	long col needles					s H ₂ O
546	Calcium aluminate	CaAl ₂ O ₄	12042-68-1	158.039	wh monoc cry	1605		2.98		reac H ₂ O
547	Calcium aluminate (β form)	Ca ₂ Al ₂ O ₅	12042-78-3	270.193	wh cub cry; refr	1535		3.04		i H ₂ O
548	Calcium arsenate	Ca ₃ (AsO ₄) ₂	7778-44-1	398.072	wh powder	dec		3.6	0.0036 ²⁰	s dil acid
549	Calcium arsenite (1:1)	CaAsO ₃	52740-16-6	162.998	wh powder					sl H ₂ O; s acid
550	Calcium borate hexahydrate	CaB ₃ O ₇ · 6H ₂ O	13701-64-9*	303.409	wh cry pow	1162 (anh)				
551	Calcium boride	CaB ₆	12007-99-7	104.944	refrac solid	2235		2.49		
552	Calcium bromate	Ca(BrO ₃) ₂	10102-75-7	295.882	wh pow	180				
553	Calcium bromate monohydrate	Ca(BrO ₃) ₂ · H ₂ O	10102-75-7*	313.898	wh monoc cry	dec 180		3.33		vs H ₂ O
554	Calcium bromide	CaBr ₂	7789-41-5	199.886	rhom cry; hyg	742	1815	3.38	156 ²⁵	s EtOH, ace
555	Calcium bromide dihydrate	CaBr ₂ · 2H ₂ O	22208-73-7	235.917	wh cry pow					vs H ₂ O
556	Calcium bromide hexahydrate	CaBr ₂ · 6H ₂ O	13477-28-6	307.977	wh hyg powder	38 dec		2.29	156 ²⁵	
557	Calcium carbide	CaC ₂	75-20-7	64.099	gray-blk orth cry	2300		2.22		reac H ₂ O
558	Calcium carbonate (aragonite)	CaCO ₃	471-34-1	100.087	wh orth cry or powder	trans calcite 450		2.930	0.00066 ²⁰	s dil acid
559	Calcium carbonate (calcite)	CaCO ₃	471-34-1	100.087	wh hex cry or powder	dec 700-900		2.710	0.00066 ²⁰	s dil acid
560	Calcium carbonate (vaterite)	CaCO ₃	471-34-1	100.087	col hex cry			2.653	0.0011 ²⁵	s dil acid
561	Calcium chlorate	Ca(ClO ₃) ₂	10137-74-3	206.980	wh cry	340			197 ²⁵	
562	Calcium chlorate dihydrate	Ca(ClO ₃) ₂ · 2H ₂ O	10035-05-9	243.011	wh monoc cry; hyg	100 dec		2.711	197 ²⁵	s EtOH
563	Calcium chloride	CaCl ₂	10043-52-4	110.984	wh cub cry or powder; hyg	775	1935	2.15	81.3 ²⁵	vs EtOH
564	Calcium chloride monohydrate	CaCl ₂ · H ₂ O	13477-29-7	128.999	wh hyg cry	260 dec		2.24	81.3 ²⁵	s EtOH
565	Calcium chloride dihydrate	CaCl ₂ · 2H ₂ O	10035-04-8	147.015	hyg flakes or powder	175 dec		1.85	81.3 ²⁵	vs EtOH
566	Calcium chloride tetrahydrate	CaCl ₂ · 4H ₂ O	25094-02-4	183.046	col tricr cry			1.83		
567	Calcium chloride hexahydrate	CaCl ₂ · 6H ₂ O	7774-34-7	219.075	wh hex cry; hyg	30 dec		1.71	81.3 ²⁵	
568	Calcium chlorite	Ca(ClO ₂) ₂	14674-72-7	174.982	wh cub cry			2.71		reac H ₂ O
569	Calcium chromate	CaCrO ₄	13765-19-0	156.072	yel cry	1000 dec				sl H ₂ O; i EtOH, ace
570	Calcium chromate dihydrate	CaCrO ₄ · 2H ₂ O	10060-08-9	192.102	yel orth cry	dec 200		2.50	13.2 ²⁰	s dil acids
571	Calcium citrate tetrahydrate	Ca ₃ (C ₆ H ₅ O ₇) ₂ · 4H ₂ O	5785-44-4	570.494	wh needles or pow	dec 100			0.096 ²³	i eth
572	Calcium cyanamide	CaCN ₂	156-62-7	80.102	col hex cry	≈1340	subl	2.29		reac H ₂ O
573	Calcium cyanide	Ca(CN) ₂	592-01-8	92.112	wh rhomb cry; hyg					s H ₂ O, EtOH

No.	Name	Formula	CAS Reg No.	Mol. weight	Physical form	mp/°C	bp/°C	Density g cm ⁻³	Solubility g/100 g H ₂ O	Qualitative solubility
574	Calcium dichromate trihydrate	CaCr ₂ O ₇ · 3H ₂ O	14307-33-6*	310.112	red-oran cry	100 dec		2.37		vs H ₂ O; reac EtOH; i eth, ctc
575	Calcium dihydrogen phosphate monohydrate	Ca(H ₂ PO ₄) ₂ · H ₂ O	10031-30-8	252.068	col tricl plates	100 dec		2.220		sl H ₂ O; s dil acid
576	Calcium 2-ethylhexanoate	Ca(C ₈ H ₁₆ O ₂) ₂	136-51-6	326.485	powder					
577	Calcium ferrocyanide dodecahydrate	Ca ₂ Fe(CN) ₆ · 12H ₂ O		508.289	yel tricl cry	dec		1.68	87 ²⁵	vs H ₂ O; i EtOH
578	Calcium fluoride	CaF ₂	7789-75-5	78.075	wh cub cry or powder	1418	2500	3.18	0.0016 ²⁵	sl acid
579	Calcium fluorophosphate	Ca ₃ (PO ₄) ₃ F	12015-73-5	504.302	col hex cry	1650		3.201		i H ₂ O
580	Calcium fluorophosphate dihydrate	CaPO ₃ F · 2H ₂ O	37809-19-1	174.079	col monocl cry				0.42 ²⁷	i os
581	Calcium formate	Ca(CHO ₂) ₂	544-17-2	130.113	orth cry	300 dec		2.02	16.6 ²⁰	i EtOH
582	Calcium hexaborate pentahydrate	2CaO · 3B ₂ O ₃ · 5H ₂ O	12291-65-5	411.091	col monocl cry	dec 375 (exp)		2.42	1 ²⁵	sl acid
583	Calcium hexafluoro-2,4-pentanedioate	Ca(CF ₃ COCHCOCF ₃) ₂	121012-90-6	454.180	powder	135				
584	Calcium hexafluorosilicate dihydrate	CaSiF ₆ · 2H ₂ O	16925-39-6	218.185	col tetr cry			2.25	0.52 ²⁰	i ace; reac hot H ₂ O
585	Calcium hydride	CaH ₂	7789-78-8	42.094	gray orth cry or powder	1000		1.7		reac H ₂ O, EtOH
586	Calcium hydrogen phosphate	CaHPO ₄	7757-93-9	136.057	wh tricl cry	dec		2.92	0.02 ²⁵	i EtOH
587	Calcium hydrogen phosphate dihydrate	CaHPO ₄ · 2H ₂ O	7789-77-7	172.088	monocl cry	≈100 dec		2.31	0.02 ²⁵	i EtOH; s dil acid
588	Calcium hydrogen sulfite	CaH ₂ (SO ₃) ₂	13780-03-5	202.220				1.06		s H ₂ O
589	Calcium hydrosulfide hexahydrate	Ca(HS) ₂ · 6H ₂ O		214.315	col cry	dec				s H ₂ O, EtOH
590	Calcium hydroxide	Ca(OH) ₂	1305-62-0	74.093	soft hex cry			≈2.2	0.160 ²⁰	s acid
591	Calcium hydroxide phosphate	Ca ₃ (OH)(PO ₄) ₃	12167-74-7	502.311	col hex cry	dec >900		3.155		i H ₂ O
592	Calcium hypochlorite	Ca(OCl) ₂	7778-54-3	142.983	powder	100		2.350		
593	Calcium hypophosphite	Ca(H ₂ PO ₂) ₂	7789-79-9	170.055	wh monocl cry	300 dec				s H ₂ O; i EtOH
594	Calcium iodate	Ca(IO ₃) ₂	7789-80-2	389.883	wh monocl cry			4.52	0.306 ²⁵	s HNO ₃ ; i EtOH
595	Calcium iodide	CaI ₂	10102-68-8	293.887	hyg hex cry	783	1100	3.96	215 ²⁵	s MeOH, EtOH, ace; i eth
596	Calcium iodide hexahydrate	CaI ₂ · 6H ₂ O	71626-98-7	401.978	wh hex needles or powder	42 dec		2.55	215 ²⁵	vs EtOH
597	Calcium metaborate	Ca(BO ₂) ₂	13701-64-9	125.698	powder				0.13 ²⁰	
598	Calcium metasilicate	CaSiO ₃	1344-95-2	116.162	wh monocl cry	1540		2.92		i H ₂ O
599	Calcium molybdate	CaMoO ₄	7789-82-4	200.02	wh tetr cry	1520		4.35	0.0011 ²⁰	i EtOH; s conc acid
600	Calcium nitrate	Ca(NO ₃) ₂	10124-37-5	164.087	wh cub cry; hyg	561		2.5	144 ²⁵	s EtOH, MeOH, ace
601	Calcium nitrate tetrahydrate	Ca(NO ₃) ₂ · 4H ₂ O	13477-34-4	236.149	wh cry	≈40 dec		1.82	144 ²⁵	s EtOH, ace
602	Calcium nitride	Ca ₃ N ₂	12013-82-0	148.247	red-brn cub cry	1195		2.67		s H ₂ O, acid; i EtOH
603	Calcium nitrite	Ca(NO ₂) ₂	13780-06-8	132.089	wh-yel hex cry; hyg	392		2.23	94.6 ²⁵	sl EtOH
604	Calcium nitrite monohydrate	Ca(NO ₂) ₂ · H ₂ O	10031-34-2	150.104	col or yel cry	dec 100				vs H ₂ O; sl EtOH
605	Calcium oleate	Ca(C ₁₈ H ₃₃ O ₂) ₂	142-17-6	602.985	pale yel solid	dec 140			0.04 ²⁵	sl H ₂ O; s bz; i EtOH, ace, eth
606	Calcium oxalate	CaC ₂ O ₄	563-72-4	128.097	wh cry powder			2.2	0.00061 ²⁰	
607	Calcium oxalate monohydrate	CaC ₂ O ₄ · H ₂ O	5794-28-5	146.112	cub cry	200 dec		2.2	0.00061 ²⁰	s dil acid
608	Calcium oxide	CaO	1305-78-8	56.077	gray-wh cub cry	2613		3.34		reac H ₂ O; s acid
609	Calcium oxide silicate	Ca ₃ OSiO ₄	12168-85-3	228.317	refrac solid	2150				
610	Calcium palmitate	Ca(C ₁₆ H ₃₁ O ₂) ₂	542-42-7	550.910	wh-yel pow	dec 155				i H ₂ O, EtOH, eth, ace; sl bz
611	Calcium perborate heptahydrate	Ca(BO ₂) ₂ · 7H ₂ O		283.803	gray-wh pow					s H ₂ O, acid
612	Calcium 2,4-pentanedioate	Ca(CH ₃ COCHCOCH ₃) ₂	19372-44-2	238.294	cry	dec 175				
613	Calcium perchlorate	Ca(ClO ₄) ₂	13477-36-6	238.979	wh cry	270 dec		2.65	188 ²⁵	s EtOH, MeOH
614	Calcium perchlorate tetrahydrate	Ca(ClO ₄) ₂ · 4H ₂ O	15627-86-8	311.041	wh cry					vs H ₂ O
615	Calcium permanganate	Ca(MnO ₄) ₂	10118-76-0	277.949	purp hyg cry			2.4	331 ²⁰	reac EtOH
616	Calcium peroxide	CaO ₂	1305-79-9	72.077	wh-yel tetr cry; hyg	≈200 dec		2.9		sl H ₂ O; s acid
617	Calcium phosphate	Ca ₃ (PO ₄) ₂	7758-87-4	310.177	wh amorp powder	1670		3.14	0.00012 ²⁰	i EtOH; s dil acid
618	Calcium phosphide	Ca ₃ P ₂	1305-99-3	182.182	red-brn hyg cry	≈1600		2.51		reac H ₂ O; i EtOH, eth
619	Calcium phosphonate monohydrate	CaHPO ₃ · H ₂ O	25232-60-4	138.073	col monocl cry	dec 150				sl H ₂ O; i EtOH
620	Calcium plumbate	Ca ₃ PbO ₄	12013-69-3	351.4	oran-brn orth cry	dec		5.71		i H ₂ O; s acid
621	Calcium propanoate	Ca(C ₃ H ₅ O ₂) ₂	4075-81-4	186.219	monocl cry, powder					s H ₂ O; sl MeOH, EtOH; i ace, bz
622	Calcium pyrophosphate	Ca ₂ P ₂ O ₇	7790-76-3	254.099	wh powder	1353		3.09		i H ₂ O; s dil acid
623	Calcium selenate dihydrate	CaSeO ₄ · 2H ₂ O	7790-74-1	219.07	wh monocl cry			2.75	8.3 ¹⁸	
624	Calcium selenide	CaSe	1305-84-6	119.04	wh-brn cub cry	1400 dec		3.8		reac H ₂ O
625	Calcium silicide (CaSi)	CaSi	12013-55-7	68.164	orth cry	1324		2.39		

No.	Name	Formula	CAS Reg No.	Mol. weight	Physical form	mp/°C	bp/°C	Density g cm ⁻³	Solubility g/100 g H ₂ O	Qualitative solubility
626	Calcium silicide (CaSi ₂)	CaSi ₂	12013-56-8	96.249	gray hex cry	1040		2.50		i cold H ₂ O; reac hot H ₂ O; s acid
627	Calcium stannate trihydrate	CaSnO ₃ · 3H ₂ O	12013-46-6*	260.832	wh cry pow	dec ~350				i H ₂ O
628	Calcium stearate	Ca(C ₁₈ H ₃₅ O ₂) ₂	1592-23-0	607.017	granular powder	180				i H ₂ O, EtOH
629	Calcium succinate trihydrate	CaC ₄ H ₄ O ₄ · 3H ₂ O	140-99-8	210.196	needles					sl H ₂ O; s dil acid; i EtOH
630	Calcium sulfate	CaSO ₄	7778-18-9	136.141	orth cry	1460		2.96	0.205 ²⁵	
631	Calcium sulfate hemihydrate	CaSO ₄ · 0.5H ₂ O	10034-76-1	145.149	wh powder				0.205 ²⁵	
632	Calcium sulfate dihydrate	CaSO ₄ · 2H ₂ O	10101-41-4	172.171	monocl cry or powder	150 dec		2.32	0.205 ²⁰	i os
633	Calcium sulfide	CaS	20548-54-3	72.143	wh-yel cub cry; hyg	2524		2.59		sl H ₂ O; i EtOH
634	Calcium sulfite dihydrate	CaSO ₃ · 2H ₂ O	10257-55-3	156.172	wh powder				0.0070 ²⁵	sl EtOH; s acid
635	Calcium tartrate tetrahydrate	CaC ₄ H ₄ O ₆ · 4H ₂ O	3164-34-9*	260.210	wh pow				0.04 ¹⁰	s dil acid; sl EtOH
636	Calcium telluride	CaTe	12013-57-9	167.68	wh cub cry	1600 dec		4.87		
637	Calcium tetrahydroaluminate	Ca(AlH ₄) ₂	16941-10-9	102.105	gray powder; flam					reac H ₂ O; s thf; i eth, bz
638	Calcium thiocyanate tetrahydrate	Ca(SCN) ₂ · 4H ₂ O	2092-16-2	228.304	hyg cry	160 dec				vs H ₂ O; s EtOH, ace
639	Calcium thiosulfate hexahydrate	CaS ₂ O ₃ · 6H ₂ O	10124-41-1	260.298	tricl cry	45 dec		1.87		s H ₂ O; i EtOH
640	Calcium titanate	CaTiO ₃	12049-50-2	135.943	cub cry	1980		3.98		
641	Calcium tungstate	CaWO ₄	7790-75-2	287.92	wh tetr cry	1620		6.06	0.2 ¹⁸	s hot acid
642	Calcium zirconate	CaZrO ₃	12013-47-7	179.300	powder	2550				
643	Californium	Cf	7440-71-3	251	hex or cub metal	900		15.1		
644	Carbon (diamond)	C	7782-40-3	12.011	col cub cry	4440 (12.4 GPa)		3.513		i H ₂ O
645	Carbon (graphite)	C	7782-42-5	12.011	soft blk hex cry	4489 tp (10.3 MPa)	3825 sp	2.2		i H ₂ O
646	Carbon black	C	1333-86-4	12.011	fine blk pow					i H ₂ O
647	Carbon (fullerene-C ₆₀)	C ₆₀	99685-96-8	720.642	yel needles or plates	>280				s os
648	Carbon (fullerene-C ₇₀)	C ₇₀	115383-22-7	840.749	red-brn solid	>280				s bz, tol
649	Fullerene fluoride	C ₆₀ F ₆₀	134929-59-2	1860.546	col plates	287				vs ace; s thf; i chl
650	Carbon monoxide	CO	630-08-0	28.010	col gas	-205.02	-191.5	1.145 g/L		sl H ₂ O; s chl, EtOH
651	Carbon dioxide	CO ₂	124-38-9	44.010	col gas	-56.558 tp	-78.464 sp	1.799 g/L		s H ₂ O
652	Carbon suboxide	C ₃ O ₂	504-64-3	68.031	col gas	-112.5	6.8	2.781 g/L		reac H ₂ O
653	Carbon disulfide	CS ₂	75-15-0	76.141	col or yel liq	-112.1	46	1.2632 ²⁰		i H ₂ O; vs EtOH, bz, os
654	Carbon subsulfide	C ₃ S ₂	627-34-9	100.162	red liq	-1	90 dec	1.27		reac H ₂ O
655	Carbon diselenide	CSe ₂	506-80-9	169.93	yel liq	-43.7	125.5	2.6823 ²⁰		i H ₂ O; vs ctc, tol
656	Carbon oxysulfide	COS	463-58-1	60.075	col gas	-138.8	-50	2.456 g/L		s H ₂ O, EtOH
657	Carbon oxyselenide	COSe	1603-84-5	106.97	col gas; unstab	-124.4	-21.7	4.372 g/L		reac H ₂ O
658	Carbon sulfide selenide	CSSe	5951-19-9	123.04	yel liq	-85	84.5	1.99		i H ₂ O
659	Carbon sulfide telluride	CSTe	10340-06-4	171.68	red-yel liq; unstab	-54	20 dec			reac H ₂ O
660	Carbonyl bromide	COBr ₂	593-95-3	187.818	col liq		64.5	2.5		reac H ₂ O
661	Carbonyl chloride	COCl ₂	75-44-5	98.916	col gas	-127.78	8	4.043 g/L		sl H ₂ O; s bz, tol
662	Carbonyl fluoride	COF ₂	353-50-4	66.007	col gas	-111.26	-84.57	2.698 g/L		reac H ₂ O
663	Cyanogen	C ₂ N ₂	460-19-5	52.034	col gas	-27.83	-21.1	2.127 g/L		sl H ₂ O, eth; s EtOH
664	Cyanogen azide	N ₃ CN	764-05-6	68.038	col oily liq	exp				
665	Cyanogen bromide	BrCN	506-68-3	105.922	wh hyg needles	52	61.5	2.015		s H ₂ O, EtOH, eth
666	Cyanogen chloride	ClCN	506-77-4	61.471	col vol liq or gas	-6.55	13	2.513 g/L		s H ₂ O, EtOH, eth
667	Cyanogen fluoride	FCN	1495-50-7	45.016	col gas	-82	-46	1.840 g/L		
668	Cyanogen iodide	ICN	506-78-5	152.922	col needles	146.7		2.84		s H ₂ O, EtOH, eth
669	Cerium	Ce	7440-45-1	140.116	silv metal; cub or hex	799	3443	6.770		s dil acid
670	Cerium boride	CeB ₆	12008-02-5	204.982	blue refrac solid; hex	2550		4.87		i H ₂ O, HCl
671	Cerium carbide	CeC ₂	12012-32-7	164.137	red hex cry	2250		5.47		reac H ₂ O
672	Cerium carbide	Ce ₃ C ₃	12115-63-8	316.264	yel-brn cub cry	1505		6.9		
673	Cerium nitride	CeN	25764-08-3	154.123	refrac cub cry	2557		7.89		
674	Cerium silicide	CeSi ₂	12014-85-6	196.287	tetr cry	1420		5.31		i H ₂ O
675	Cerium(II) hydride	CeH ₂	13569-50-1	142.132	cub cry			5.45		reac H ₂ O
676	Cerium(II) iodide	CeI ₂	19139-47-0	393.925	bronze cry	808				
677	Cerium(II) sulfide	CeS	12014-82-3	172.181	yel cub cry	2445		5.9		
678	Cerium(III) acetate sesquihydrate	Ce(C ₂ H ₃ O ₂) ₃ · 1.5H ₂ O	17829-82-2		col cry	dec 115			26 ¹⁵	s H ₂ O
679	Cerium(III) ammonium nitrate tetrahydrate	(NH ₄) ₂ Ce(NO ₃) ₆ · 4H ₂ O	13083-04-0	558.279	col monocl cry	74				vs H ₂ O
680	Cerium(III) ammonium sulfate tetrahydrate	NH ₄ Ce(SO ₄) ₂ · 4H ₂ O	21995-38-0*	422.341	monocl cry					s H ₂ O
681	Cerium(III) bromide	CeBr ₃	14457-87-5	379.828	wh hex cry; hyg	732	1457			s H ₂ O

No.	Name	Formula	CAS Reg No.	Mol. weight	Physical form	mp/°C	bp/°C	Density g cm ⁻³	Solubility g/100 g H ₂ O	Qualitative solubility
682	Cerium(III) bromide heptahydrate	CeBr ₃ · 7H ₂ O	7789-56-2	505.935	col hyg needles	732				s H ₂ O, EtOH
683	Cerium(III) carbonate	Ce ₂ (CO ₃) ₃	537-01-9	460.259	wh pow	dec 500				i H ₂ O; s acid
684	Cerium(III) carbonate pentahydrate	Ce ₂ (CO ₃) ₃ · 5H ₂ O	72520-94-6	550.335	wh powder					i H ₂ O; s dil acid
685	Cerium(III) chloride	CeCl ₃	7790-86-5	246.475	wh hex cry	807		3.97		s H ₂ O, EtOH
686	Cerium(III) chloride heptahydrate	CeCl ₃ · 7H ₂ O	18618-55-8	372.582	yel orth cry; hyg	90 dec				vs H ₂ O, EtOH
687	Cerium(III) fluoride	CeF ₃	7758-88-5	197.111	wh hex cry; hyg	1430	2180	6.157		i H ₂ O
688	Cerium(III) hydride	CeH ₃	13864-02-3	143.140	blk pow or blue-blk cry	dec (flam)				reac H ₂ O
689	Cerium(III) hydroxide	Ce(OH) ₃	15785-09-8	191.138	wh solid					i H ₂ O; s acid
690	Cerium(III) iodide	CeI ₃	7790-87-6	520.829	yel orth cry; hyg	760				s H ₂ O
691	Cerium(III) iodide nonahydrate	CeI ₃ · 9H ₂ O	7790-87-6*	682.967	wh-red cry					vs H ₂ O; s EtOH
692	Cerium(III) nitrate hexahydrate	Ce(NO ₃) ₃ · 6H ₂ O	10108-73-3*	434.222	col-red cry	150 dec			176 ²⁵	s ace
693	Cerium(III) oxalate nonahydrate	Ce(C ₂ O ₄) ₃ · 9H ₂ O	13266-83-6	706.426	wh pow	dec				i H ₂ O, EtOH; s acid
694	Cerium(III) oxide	Ce ₂ O ₃	1345-13-7	328.230	yel-grn cub cry	2210	3730	6.2		i H ₂ O; s acid
695	Cerium(III) 2,4-pentanedioate trihydrate	Ce(CH ₃ COCHCOCH ₃) ₃ · 3H ₂ O	15653-01-7	491.486	yel hyg cry	≈150				vs EtOH
696	Cerium(III) perchlorate hexahydrate	Ce(ClO ₄) ₃ · 6H ₂ O	36907-38-7	546.559	hyg col cry	dec 200				s H ₂ O, EtOH
697	Cerium(III) selenate	Ce ₂ (SeO ₄) ₃		709.11	rhomb cry			4.46		s H ₂ O
698	Cerium(III) sulfate	Ce ₂ (SO ₄) ₃	13454-94-9	568.420	col hyg cry	920 dec				s H ₂ O
699	Cerium(III) sulfate octahydrate	Ce ₂ (SO ₄) ₃ · 8H ₂ O	13454-94-9	712.542	wh orth cry	≈250 dec		2.87		s H ₂ O
700	Cerium(III) sulfide	Ce ₂ S ₃	12014-93-6	376.427	red cub cry	2450		5.02		i H ₂ O
701	Cerium(III) tungstate	Ce ₂ (WO ₄) ₃	13454-74-5	1023.75	yel tetr cry	1089		6.77		i H ₂ O
702	Cerium(IV) ammonium nitrate	(NH ₄) ₂ Ce(NO ₃) ₆	16774-21-3	548.223	red-oran cry					vs H ₂ O
703	Cerium(IV) ammonium sulfate dihydrate	(NH ₄) ₄ Ce(SO ₄) ₄ · 2H ₂ O	10378-47-9	632.551	cry pow	dec 450				
704	Cerium(IV) fluoride	CeF ₄	10060-10-3	216.110	wh hyg powder	≈600 dec		4.77		i H ₂ O
705	Cerium(IV) hydroxide	Ce(OH) ₄	12014-56-1	208.146	yel-wh pow					i H ₂ O; s conc acid
706	Cerium(IV) oxide	CeO ₂	1306-38-3	172.115	wh-yel powder; cub	2480		7.216		i H ₂ O, dil acid
707	Cerium(IV) sulfate tetrahydrate	Ce(SO ₄) ₂ · 4H ₂ O	10294-42-5	404.303	yel-oran orth cry	180 dec		3.91	9.66 ²⁰	
708	Cesium	Cs	7440-46-2	132.905	silv-wh metal	28.5	671	1.873		reac H ₂ O
709	Cesium acetate	CsC ₂ H ₃ O ₂	3396-11-0	191.949	hyg lumps	194			10 ¹¹	
710	Cesium aluminum sulfate dodecahydrate	CsAl(SO ₄) ₂ · 12H ₂ O	7784-17-0	568.196	col cub cry	117 dec		1.97		s H ₂ O; i EtOH
711	Cesium amide	CsNH ₂	22205-57-8	148.928	wh tetr cry			3.70		
712	Cesium azide	CsN ₃	22750-57-8	174.925	hyg tetr cry; exp	326		≈3.5	22 ⁴⁰	
713	Cesium bromate	CsBrO ₃	13454-75-6	260.807	col hex cry			4.11	3.83 ²⁵	
714	Cesium bromide	CsBr	7787-69-1	212.809	wh cub cry; hyg	636	≈1300	4.43	123 ²⁵	s EtOH; i ace
715	Cesium carbonate	Cs ₂ CO ₃	534-17-8	325.820	wh monocl cry; hyg	793		4.24	261 ¹⁵	s EtOH, eth
716	Cesium chlorate	CsClO ₃	13763-67-2	216.356	col hex cry	342		3.57	7.78 ²⁵	sl H ₂ O
717	Cesium chloride	CsCl	7647-17-8	168.358	wh cub cry; hyg	646	1297	3.988	191 ²⁵	s EtOH
718	Cesium chromate(IV)	Cs ₂ CrO ₄	56320-90-2	647.616	yel hex cry	982		4.24		vs H ₂ O
719	Cesium cyanide	CsCN	21159-32-0	158.923	wh cub cry; hyg	350		3.34		vs H ₂ O
720	Cesium dibromiodate	CsIBr ₂	18278-82-5	419.617	dark oran cry	dec				s H ₂ O
721	Cesium fluoride	CsF	13400-13-0	151.903	wh cub cry; hyg	703		4.64	573 ²⁵	s MeOH; i diox, py
722	Cesium fluoroborate	CsBF ₄	18909-69-8	219.710	wh orth cry	555 dec		3.2	1.6 ¹⁷	sl H ₂ O
723	Cesium formate	CsCHO ₂	3495-36-1	177.923	wh cry			1.017		vs H ₂ O
724	Cesium hexafluorogermanate	Cs ₂ GeF ₆		452.44	wh cry	≈675		4.10		sl cold H ₂ O; s hot H ₂ O
725	Cesium hydride	CsH	58724-12-2	133.913	wh cub cry; flam	528		3.42		reac H ₂ O
726	Cesium hydrogen carbonate	CsHCO ₃	15519-28-5	193.922	rhomb cry	175 dec			209 ¹⁵	s EtOH
727	Cesium hydrogen fluoride	CsHF ₂	12280-52-3	171.910	tetr cry	170		3.86		
728	Cesium hydrogen sulfate	CsHSO ₄	7789-16-4	229.976	col rhomb prisms	dec		3.352		s H ₂ O
729	Cesium hydroxide	CsOH	21351-79-1	149.912	wh-yel hyg cry	342.3		3.68	300 ³⁰	s EtOH
730	Cesium iodate	CsIO ₃	13454-81-4	307.807	wh monocl cry			4.85	2.6 ²⁵	
731	Cesium iodide	CsI	7789-17-5	259.809	col cub cry; hyg	632	≈1280	4.51	84.8 ²⁵	s EtOH, MeOH, ace
732	Cesium metaborate	CsBO ₂	92141-86-1	175.715	cub cry	732		≈3.7		
733	Cesium molybdate	Cs ₂ MoO ₄	13597-64-3	425.75	wh cry	956.3			67 ¹⁸	s H ₂ O
734	Cesium nitrate	CsNO ₃	7789-18-6	194.910	wh hex or cub cry	409		3.66	27.9 ²⁵	s ace; sl EtOH
735	Cesium nitrite	CsNO ₂	13454-83-6	178.911	yel cry	406				s H ₂ O
736	Cesium oxide	Cs ₂ O	20281-00-9	281.810	yel-oran hex cry	495		4.65		vs H ₂ O
737	Cesium superoxide	CsO ₂	12018-61-0	164.904	yel tetr cry	432		3.77		reac H ₂ O
738	Cesium trioxide	Cs ₂ O ₃	12134-22-4	313.809	brn cry	≈400		4.25		reac H ₂ O
739	Cesium perchlorate	CsClO ₄	13454-84-7	232.356	wh orth cry; hyg	≈600 dec		3.327	2.00 ²⁵	
740	Cesium periodate	CsIO ₄	13478-04-1	323.807	wh rhomb prisms			4.26	2.2 ¹⁵	
741	Cesium sulfate	Cs ₂ SO ₄	10294-54-9	361.874	wh orth cry or hex prisms; hyg	1005		4.24	182 ²⁵	i EtOH, ace, py

No.	Name	Formula	CAS Reg No.	Mol. weight	Physical form	mp/°C	bp/°C	Density g cm ⁻³	Solubility g/100 g H ₂ O	Qualitative solubility
742	Cesium sulfide	Cs ₂ S	12214-16-3	297.876	yel orth hyg cry	520				vs H ₂ O
743	Cesium trifluoroacetate	Cs(C ₂ F ₃ O ₂)	21907-50-6	245.920	hyg solid	115				vs H ₂ O
744	Chlorine	Cl ₂	7782-50-5	70.90	grn-yel gas	-101.5	-34.04	2.898 g/L		sl H ₂ O
745	Hypochlorous acid	HOCl	7790-92-3	52.460	grn-yel; stable only in aq soln					s H ₂ O
746	Chloric acid	HClO ₃	7790-93-4	84.459	exists only in aq soln					vs H ₂ O
747	Perchloric acid	HClO ₄	7601-90-3	100.459	col hyg liq	-112	≈90 dec	1.77		s H ₂ O
748	Chlorine monoxide	Cl ₂ O	7791-21-1	86.905	yel-brn gas	-120.6	2.2	3.552 g/L		vs H ₂ O
749	Chlorine dioxide	ClO ₂	10049-04-4	67.452	oran-grn gas	-59	11	2.757 g/L		sl H ₂ O
750	Dichlorine trioxide	Cl ₂ O ₃	17496-59-2	118.904	dark brn solid	exp <25				
751	Dichlorine hexoxide	Cl ₂ O ₆	12442-63-6	166.902	red liq	3.5	≈200			reac H ₂ O
752	Dichlorine heptoxide	Cl ₂ O ₇	10294-48-1	182.902	col oily liq; exp	-91.5	82	1.9		reac H ₂ O
753	Chlorine fluoride	ClF	7790-89-8	54.451	col gas	-155.6	-101.1	2.226 g/L		reac H ₂ O
754	Chlorine trifluoride	ClF ₃	7790-91-2	92.448	gas	-76.34	11.75	3.779 g/L		reac H ₂ O
755	Chlorine pentafluoride	ClF ₅	13637-63-3	130.445	col gas	-103	-13.1	5.332 g/L		
756	Chlorosyl trifluoride	ClOF ₃	30708-80-6	108.447	col liq	-42	27			reac H ₂ O
757	Chloryl fluoride	ClO ₂ F	13637-83-7	86.450	col gas	-115	-6	3.534 g/L		reac H ₂ O
758	Chloryl trifluoride	ClO ₂ F ₃	38680-84-1	124.447	col gas	-81.2	-21.6	5.087 g/L		reac H ₂ O
759	Perchloryl fluoride	ClO ₃ F	7616-94-6	102.449	col gas	-147	-46.75	4.187 g/L		
760	Chlorine perchlorate	ClOClO ₃	27218-16-2	134.904	unstab yel liq	-117	≈45 dec	1.81 ^o		
761	Chromium	Cr	7440-47-3	51.996	blue-wh metal; cub	1907	2671	7.15		reac dil acid
762	Chromic acid	H ₂ CrO ₄	7738-94-5	118.010	aq soln only					s H ₂ O
763	Chromium antimonide	CrSb	12053-12-2	173.756	hex cry	1110		7.11		
764	Chromium arsenide	Cr ₂ As	12254-85-2	178.914	tetr cry			7.04		
765	Chromium boride (CrB)	CrB	12006-79-0	62.807	refrac orth cry	2100		6.1		
766	Chromium boride (CrB ₂)	CrB ₂	12007-16-8	73.618	refrac solid; hex	2200		5.22		
767	Chromium boride (Cr ₂ B)	Cr ₂ B	12006-80-3	114.803	refrac solid	1875				
768	Chromium boride (Cr ₃ B ₂)	Cr ₃ B ₂	12007-38-4	292.414	tetr cry	1900		6.10		
769	Chromium carbide	Cr ₄ C ₃	12012-35-0	180.009	gray orth cry	1895		6.68		
770	Chromium carbonyl	Cr(CO) ₅	13007-92-6	220.056	col orth cry	130 dec	subl	1.77		i H ₂ O, EtOH; s eth, chl
771	Chromium nitride (CrN)	CrN	24094-93-7	66.003	gray cub cry	1080 dec		5.9		
772	Chromium nitride (Cr ₂ N)	Cr ₂ N	12053-27-9	117.999	hex cry	1650		6.8		
773	Chromium phosphide	CrP	26342-61-0	82.970	orth cry			5.25		
774	Chromium selenide	CrSe	12053-13-3	130.96	hex cry	≈1500		6.1		
775	Chromium silicide (CrSi ₂)	CrSi ₂	12018-09-6	108.167	gray hex cry	1490		4.91		
776	Chromium silicide (Cr ₃ Si)	Cr ₃ Si	12018-36-9	184.074	cub cry	1770		6.4		
777	Chromium(II) acetate monohydrate	Cr(C ₂ H ₃ O ₂) ₂ · H ₂ O	628-52-4*	188.100	red monocl cry			1.79		sl H ₂ O
778	Chromium(II) bromide	CrBr ₂	10049-25-9	211.804	wh monocl cry; aq soln blue	842		4.236		s H ₂ O, EtOH
779	Chromium(II) chloride	CrCl ₂	10049-05-5	122.902	wh hyg needles; aq soln blue	824	1120	2.88		s H ₂ O
780	Chromium(II) chloride tetrahydrate	Cr(H ₂ O) ₄ Cl ₂ · 4H ₂ O	13931-94-7	267.024	blue hyg cry	51 dec				s H ₂ O
781	Chromium(II) fluoride	CrF ₂	10049-10-2	89.993	blue-grn monocl cry	894		3.79		sl H ₂ O; i EtOH
782	Chromium(II) formate monohydrate	Cr(CHOO) ₂ · H ₂ O	4493-37-2	160.046	red needles					s H ₂ O
783	Chromium(II) iodide	CrI ₂	13478-28-9	305.805	red-brn cry; hyg	867		5.1		s H ₂ O
784	Chromium(II) oxalate monohydrate	CrC ₂ O ₄ · H ₂ O	814-90-4*	158.030	yel-grn powder			2.468		sl H ₂ O
785	Chromium(II) sulfate pentahydrate	CrSO ₄ · 5H ₂ O	13825-86-0	238.135	blue cry				21 ^o	s dil acid; sl EtOH; i ace
786	Chromium(II,III) oxide	Cr ₃ O ₄	12018-34-7	219.986	cub cry			6.1		
787	Chromium(III) acetate	Cr(C ₂ H ₃ O ₂) ₃	1066-30-4	229.127	blue-grn pwd					sl H ₂ O
788	Chromium(III) acetate monohydrate	Cr(C ₂ H ₃ O ₂) ₃ · H ₂ O	25013-82-5	247.143	gray-grn pow					sl H ₂ O; i EtOH
789	Chromium(III) acetate hexahydrate	Cr(C ₂ H ₃ O ₂) ₃ · 6H ₂ O	1066-30-4*	337.220	blue needles					s H ₂ O
790	Chromium(III) acetate hydroxide	Cr(C ₂ H ₃ O ₂) ₂ (OH)	39430-51-8	187.092	viol cry pow					vs H ₂ O
791	Chromium(III) bromide	CrBr ₃	10031-25-1	291.708	dark grn hex cry	812		4.68		s hot H ₂ O, bz
792	Chromium(III) bromide hexahydrate (α)	CrBr ₃ (H ₂ O) ₄ · 2H ₂ O	18721-05-6	399.799	grn hyg cry					s H ₂ O, EtOH
793	Chromium(III) bromide hexahydrate (β)	Cr(H ₂ O) ₆ Br ₃	10031-25-1*	399.799	viol hyg cry					s H ₂ O; i EtOH, eth
794	Chromium(III) chloride	CrCl ₃	10025-73-7	158.355	red-viol cry	1152	1300 dec	2.76		sl H ₂ O
795	Chromium(III) chloride hexahydrate	[CrCl ₂ (H ₂ O) ₄]Cl · 2H ₂ O	10060-12-5	266.446	grn monocl cry; hyg					s H ₂ O, EtOH; sl ace; i eth
796	Chromium(III) fluoride	CrF ₃	7788-97-8	108.991	grn needles	1425		3.8		i H ₂ O, EtOH
797	Chromium(III) fluoride trihydrate	CrF ₃ · 3H ₂ O	16671-27-5	163.037	grn hex cry			2.2		sl H ₂ O
798	Chromium(III) hydroxide sulfate	Cr(OH)SO ₄	12336-95-7	165.066	grn cry					
799	Chromium(III) fluoride nonahydrate	Cr(H ₂ O) ₉ F ₃ · 3H ₂ O	102430-09-1	271.129	rhomb viol cry					sl H ₂ O

No.	Name	Formula	CAS Reg No.	Mol. weight	Physical form	mp/°C	bp/°C	Density g cm ⁻³	Solubility g/100 g H ₂ O	Qualitative solubility
800	Chromium(III) hydroxide trihydrate	Cr(OH) ₃ · 3H ₂ O	1308-14-1	157.063	blue-grn powder					i H ₂ O; s acid
801	Chromium(III) iodide	CrI ₃	13569-75-0	432.709	dark grn hex cry	500 dec		5.32		sl H ₂ O
802	Chromium(III) nitrate	Cr(NO ₃) ₃	13548-38-4	238.011	grn hyg powder	>60 dec				vs H ₂ O
803	Chromium(III) nitrate nonahydrate	Cr(NO ₃) ₃ · 9H ₂ O	7789-02-8	400.148	grn-blk monocl cry	66.3	>100 dec	1.80		vs H ₂ O
804	Chromium(III) oxide	Cr ₂ O ₃	1308-38-9	151.990	grn hex cry	2320	~3000	5.22		i H ₂ O, EtOH; sl acid, alk
805	Chromium(III) 2,4-pentanedioate	Cr(CH ₃ COCHCOCH ₃) ₃	21679-31-2	349.320	red monocl cry	208	345	1.34		i H ₂ O; s bz
806	Chromium(III) perchlorate	Cr(ClO ₄) ₃	27535-70-2	350.348	grn-blue cry				58 ²⁵	vs H ₂ O
807	Chromium(III) phosphate	CrPO ₄	7789-04-0	146.967	blue orth cry	>1800		4.6		i H ₂ O, acid, aqua regia
808	Chromium(III) phosphate hemiheptahydrate	CrPO ₄ · 3.5H ₂ O	84359-31-9	210.021	blue-grn powder			2.15		i H ₂ O; s acid
809	Chromium(III) phosphate hexahydrate	CrPO ₄ · 6H ₂ O	84359-31-9	255.059	viol cry	>500 dec		2.121		i H ₂ O; s acid, alk
810	Chromium(III) potassium oxalate trihydrate	K ₃ Cr(C ₂ O ₄) ₃ · 3H ₂ O	15275-09-9	487.394	blue-grn monocl cry					s H ₂ O
811	Chromium(III) potassium sulfate dodecahydrate	K ₂ Cr(SO ₄) ₂ · 12H ₂ O	7788-99-0	499.403	viol-blk cub cry	89 dec		1.83		s H ₂ O; i EtOH
812	Chromium(III) sulfate	Cr ₂ (SO ₄) ₃	10101-53-8	392.180	red pow	dec >700		3.1	64 ²⁵	s H ₂ O; vs acid
813	Chromium(III) sulfate octadecahydrate	Cr ₂ (SO ₄) ₃ · 18H ₂ O	10101-53-8*	716.455	viol cry	dec 115		1.7		reac H ₂ O
814	Chromium(III) sulfide	Cr ₂ S ₃	12018-22-3	200.187	brn-blk hex cry			3.8		
815	Chromium(III) telluride	Cr ₂ Te ₃	12053-39-3	486.79	hex cry	~1300		7.0		
816	Chromium(IV) chloride	CrCl ₄	15597-88-3	193.808	gas, stable at HT		>600 dec	7.922 g/L		
817	Chromium(IV) fluoride	CrF ₄	10049-11-3	127.990	grn cry	277		2.89		reac H ₂ O
818	Chromium(IV) oxide	CrO ₂	12018-01-8	83.995	brn-blk tetr powder	~400 dec		4.89		i H ₂ O; s acid
819	Chromium(V) fluoride	CrF ₅	14884-42-5	146.988	red orth cry	34	117			reac H ₂ O
820	Chromium(V) oxide	Cr ₂ O ₅	12218-36-9	183.989	blk needles	dec 200				
821	Chromium(VI) fluoride	CrF ₆	13843-28-2	165.986	yel solid; stable at low temp	-100 dec				
822	Chromium(VI) oxide	CrO ₃	1333-82-0	99.994	red orth cry	197	~250 dec	2.7	169 ²⁵	
823	Chromium(VI) tetrafluoride oxide	CrOF ₄	23276-90-6	143.989	dark red solid	55				reac H ₂ O, ace, dmsO
824	Chromium(VI) dichloride dioxide	CrO ₂ Cl ₂	14977-61-8	154.901	red liq	-96.5	117	1.91		reac H ₂ O; s ctc, chl, bz
825	Chromium(VI) difluoride dioxide	CrO ₂ F ₂	7788-96-7	121.992	red-viol cry	30	subl			reac H ₂ O
826	Cobalt	Co	7440-48-4	58.933	gray metal; hex or cub	1495	2927	8.86		s dil acid
827	Cobaltocene	Co(C ₅ H ₅) ₂	1277-43-6	189.119	blk-purp cry	173				
828	Cobalt antimonide	CoSb	12052-42-5	180.693	hex cry	1202		8.8		
829	Cobalt arsenic sulfide	CoAsS	12254-82-9	165.920	silv-wh solid			~6.1		
830	Cobalt arsenide (CoAs)	CoAs	27016-73-5	133.855	orth cry	1180		8.22		
831	Cobalt arsenide (CoAs ₂)	CoAs ₂	12044-42-7	208.776	monocl cry			7.2		
832	Cobalt arsenide (CoAs ₃)	CoAs ₃	12256-04-1	283.698	cub cry	942		6.84		
833	Cobalt boride (CoB)	CoB	12006-77-8	69.744	refrac solid	1460		7.25		reac H ₂ O, HNO ₃
834	Cobalt boride (Co ₂ B)	Co ₂ B	12045-01-1	128.677	refrac solid	1280		8.1		
835	Cobalt carbonyl	Co ₂ (CO) ₈	10210-68-1	341.947	oran cry	51 dec		1.78		i H ₂ O; s EtOH, eth, CS ₂
836	Cobalt disulfide	CoS ₂	12013-10-4	123.063	cub cry			4.3		
837	Cobalt dodecacarbonyl	Co ₄ (CO) ₁₂	17786-31-1	571.854	blk cry	60 dec		2.09		
838	Cobalt phosphide	Co ₃ P	12134-02-0	148.840	gray needles	1386		6.4		i H ₂ O; s HNO ₃
839	Cobalt silicide	CoSi ₂	12017-12-8	115.104	gray cub cry	1326		4.9		s hot HCl
840	Cobalt(II) acetate	Co(C ₂ H ₃ O ₂) ₂	71-48-7	177.022	pink cry					vs H ₂ O; s EtOH
841	Cobalt(II) acetate tetrahydrate	Co(C ₂ H ₃ O ₂) ₂ · 4H ₂ O	6147-53-1	249.082	red monocl cry			1.705		s H ₂ O, EtOH, dil acid
842	Cobalt(II) aluminate	CoAl ₂ O ₄	13820-62-7	176.894	blue cub cry			4.37		i H ₂ O
843	Cobalt(II) arsenate octahydrate	Co ₃ (AsO ₄) ₂ · 8H ₂ O	24719-19-5	598.760	red monocl needles	400 dec	1000 dec	3.0		i H ₂ O; s dil acid
844	Cobalt(II) bromate hexahydrate	Co(BrO ₃) ₂ · 6H ₂ O	13476-01-2	422.829	viol cry			~2.5		vs H ₂ O
845	Cobalt(II) bromide	CoBr ₂	7789-43-7	218.741	grn hex cry; hyg	678		4.91	113.2 ²⁰	s MeOH, EtOH, ace
846	Cobalt(II) bromide hexahydrate	CoBr ₂ · 6H ₂ O	13762-12-4	326.832	red hyg cry	47 dec	100 dec	2.46	113.2	
847	Cobalt(II) carbonate	CoCO ₃	513-79-1	118.942	pink rhomb cry	dec 280		4.2	0.00014 ²⁰	i EtOH
848	Cobalt(II) basic carbonate	2CoCO ₃ · 3Co(OH) ₂ · H ₂ O	7542-09-8	534.743	red-viol cry	dec				i H ₂ O; s acid
849	Cobalt(II) chlorate hexahydrate	Co(ClO ₃) ₂ · 6H ₂ O		333.927	dark red hyg cry	dec 61				s H ₂ O
850	Cobalt(II) chloride	CoCl ₂	7646-79-9	129.839	blue hyg leaflets	737	1049	3.36	56.2 ²⁵	s EtOH, eth, ace, py
851	Cobalt(II) chloride dihydrate	CoCl ₂ · 2H ₂ O	16544-92-6	165.870	viol-blue cry			2.477	56.2 ²⁵	

No.	Name	Formula	CAS Reg No.	Mol. weight	Physical form	mp/°C	bp/°C	Density g cm ⁻³	Solubility g/100 g H ₂ O	Qualitative solubility
852	Cobalt(II) chloride hexahydrate	CoCl ₂ · 6H ₂ O	7791-13-1	237.930	pink-red monocl cry	87 dec		1.924	56.2 ²⁵	s EtOH, ace, eth
853	Cobalt(II) chromate	CoCrO ₄	24613-38-5	174.927	yel-brn orth cry			≈4.0		i H ₂ O; s acid
854	Cobalt(II) chromite	CoCr ₂ O ₄	13455-25-9	226.923	blue-grn cub cry			5.14		i H ₂ O, conc acid
855	Cobalt(II) citrate dihydrate	Co ₃ (C ₆ H ₅ O ₇) ₂ · 2H ₂ O	18727-04-3	591.028	rose red cry	dec 150			0.8 ¹⁵	
856	Cobalt(II) cyanide	Co(CN) ₂	542-84-7	110.967	blue hyg cry			1.872		i H ₂ O
857	Cobalt(II) cyanide dihydrate	Co(CN) ₂ · 2H ₂ O	20427-11-6	146.998	pink-brn needles					i H ₂ O, acid
858	Cobalt(II) diiron tetroxide	CoFe ₂ O ₄	12052-28-7	234.621	blk solid					s hot HCl
859	Cobalt(II) ferricyanide	Co ₃ [Fe(CN) ₆] ₂	14049-81-1	600.698	red needles					i H ₂ O, HCl; s NH ₄ OH
860	Cobalt(II) fluoride	CoF ₂	10026-17-2	96.930	red tetr cry	1127	≈1400	4.46	1.4 ²⁵	s acid
861	Cobalt(II) fluoride tetrahydrate	CoF ₂ · 4H ₂ O	13817-37-3	168.992	red orth cry	dec		2.22	1.4 ²⁵	
862	Cobalt(II) formate dihydrate	Co(CHO ₂) ₂ · 2H ₂ O	6424-20-0	184.998	red cry powder	140 dec		2.13	5.03 ²⁰	i EtOH
863	Cobalt(II) hexafluoro-2,4-pentanedioate	Co(CF ₃ COCHCOCF ₃) ₂	19648-83-0	473.035	powder	197				
864	Cobalt(II) hexafluorosilicate hexahydrate	CoSiF ₆ · 6H ₂ O	12021-68-0	309.100	pale red cry			2.087	76.8 ²²	
865	Cobalt(II) hydroxide	Co(OH) ₂	21041-93-0	92.948	blue-grn cry	≈160 dec		3.60		sl H ₂ O; s acid
866	Cobalt(II) hydroxide monohydrate	Co(OH) ₂ · H ₂ O	35340-84-2	110.963	blue solid	136 dec				
867	Cobalt(II) iodate	Co(IO ₃) ₂	13455-28-2	408.738	blk-viol needles	200 dec		5.09	0.46 ²⁰	
868	Cobalt(II) iodide	CoI ₂	15238-00-3	312.742	blk hex cry; hyg	520		5.60	203 ²⁵	
869	Cobalt(II) iodide dihydrate	CoI ₂ · 2H ₂ O	13455-29-3	348.773	hyg grn cry	dec 100				
870	Cobalt(II) iodide hexahydrate	CoI ₂ · 6H ₂ O	15238-00-3*	420.833	red hex prisms	130 dec		2.90	203 ²⁵	s EtOH, eth, ace
871	Cobalt(II) molybdate	CoMoO ₄	13762-14-6	218.87	blk monocl cry	1040		4.7		
872	Cobalt(II) molybdate monohydrate	CoMoO ₄ · H ₂ O	18601-87-1	236.89	blk pow					
873	Cobalt(II) nitrate	Co(NO ₃) ₂	10141-05-6	182.942	pale red powder	100 dec		2.49	103 ²⁵	
874	Cobalt(II) nitrate hexahydrate	Co(NO ₃) ₂ · 6H ₂ O	10026-22-9	291.034	red monocl cry; hyg	≈55		1.88	103 ²⁵	s EtOH
875	Cobalt(II) nitrite	Co(NO ₂) ₂	18488-96-5	150.944					0.49 ²⁵	
876	Cobalt(II) oleate	Co(C ₁₈ H ₃₅ O ₂) ₂	14666-94-5	621.840	brn amorp pow					i H ₂ O; s EtOH, eth
877	Cobalt(II) orthosilicate	Co ₂ SiO ₄	12017-08-2	209.950	red-viol orth cry	1345		4.63		i H ₂ O; s dil HCl
878	Cobalt(II) oxalate	CoC ₂ O ₄	814-89-1	146.952	pink powder	250 dec		3.02	0.0037 ²⁰	s acid, NH ₄ OH
879	Cobalt(II) oxalate dihydrate	CoC ₂ O ₄ · 2H ₂ O	5965-38-8	182.982	pink needles	dec			0.0037	sl acid; s NH ₄ OH
880	Cobalt(II) oxide	CoO	1307-96-6	74.932	gray cub cry	1830		6.44		i H ₂ O; s acid
881	Cobalt(II) 2,4-pentanedioate	Co(CH ₃ COCHCOCH ₃) ₂	14024-48-7	257.149	bl-viol cry	167				
882	Cobalt(II) perchlorate	Co(ClO ₄) ₂	13455-31-7	257.834	red needles			3.33	113 ²⁵	i EtOH, ace
883	Cobalt(II) perchlorate hexahydrate	Co(ClO ₄) ₂ · 6H ₂ O	13478-33-6	365.926	dark red cry	dec 170		3.33		vs H ₂ O
884	Cobalt(II) phosphate octahydrate	Co ₃ (PO ₄) ₂ · 8H ₂ O	10294-50-5	510.865	pink amorp powder			2.77		i H ₂ O; s acid
885	Cobalt(II) potassium sulfate hexahydrate	CoK ₂ (SO ₄) ₂ · 6H ₂ O	10026-20-7	437.347	red monocl cry	75 dec		2.22		vs H ₂ O
886	Cobalt(II) selenate pentahydrate	CoSeO ₄ · 5H ₂ O	14590-19-3	291.97	red tricr cry	dec		2.51	55 ¹⁵	
887	Cobalt(II) selenide	CoSe	1307-99-9	137.89	yel hex cry	1055		7.65		i H ₂ O, alk; s aqua regia
888	Cobalt(II) selenite dihydrate	CoSeO ₃ · 2H ₂ O	19034-13-0	221.92	blue-red powder					i H ₂ O
889	Cobalt(II) stannate	Co ₂ SnO ₄	12139-93-4	300.574	grn-blue cub cry			6.30		i H ₂ O; s alk
890	Cobalt(II) stearate	Co(C ₁₈ H ₃₅ O ₂) ₂	1002-88-6	625.872	purp solid	74		1.13		
891	Cobalt(II) sulfate	CoSO ₄	10124-43-3	154.996	red orth cry	>700		3.71	38.3 ²⁵	
892	Cobalt(II) sulfate monohydrate	CoSO ₄ · H ₂ O	13455-34-0	173.011	red monocl cry			3.08	38.3 ²⁵	
893	Cobalt(II) sulfate heptahydrate	CoSO ₄ · 7H ₂ O	10026-24-1	281.102	pink monocl cry	41 dec		2.03	38.3 ²⁵	sl EtOH, MeOH
894	Cobalt(II) sulfide	CoS	1317-42-6	90.998	blk amorp powder	1117		5.45		i H ₂ O; s acid
895	Cobalt(II) telluride	CoTe	12017-13-9	186.53	hex cry			≈8.8		
896	Cobalt(II) thiocyanate	Co(SCN) ₂	3017-60-5	175.097	yel-brn powder				103 ²⁵	s EtOH, MeOH, ace, eth
897	Cobalt(II) thiocyanate trihydrate	Co(SCN) ₂ · 3H ₂ O	97126-35-7	229.143	viol rhomb cry				103 ²⁵	s EtOH, eth, ace
898	Cobalt(II) titanate	CoTiO ₃	12017-01-5	154.798	grn rhomb cry			5.0		
899	Cobalt(II) tungstate	CoWO ₄	12640-47-0	306.77	blue monocl cry			≈7.8		i H ₂ O; s hot conc acid
900	Cobalt(II,III) oxide	Co ₂ O ₄	1308-06-1	240.798	blk cub cry	900 dec		6.11		i H ₂ O; s acid, alk
901	Cobalt(III) acetate	Co(C ₂ H ₃ O ₂) ₃	917-69-1	236.064	grn hyg cry	100 dec				s H ₂ O, EtOH
902	Cobalt(III) ammonium tetranitrodiammine	NH ₄ [Co(NH ₃) ₂ (NO ₂) ₄]	13600-89-0	295.054	red-brn orth cry			1.97		s H ₂ O
903	Cobalt(III) fluoride	CoF ₃	10026-18-3	115.928	brn hex cry	927		3.88		reac H ₂ O; s EtOH, eth, bz
904	Cobalt(III) fluoride dihydrate	Co ₂ F ₆ · 2H ₂ O	54496-71-8	267.887	red rhomb cry			2.19		s H ₂ O; i EtOH
905	Cobalt(III) hexammine chloride	Co(NH ₃) ₆ Cl ₃	10534-89-1	267.475	red monocl cry			1.71		s H ₂ O; i EtOH
906	Cobalt(III) hydroxide	Co(OH) ₃	1307-86-4	109.955	brn powder	dec		≈4		i H ₂ O; s acid
907	Cobalt(III) nitrate	Co(NO ₃) ₃	15520-84-0	244.948	grn cub cry; hyg			≈3.0		s H ₂ O; reac os
908	Cobalt(III) oxide	Co ₂ O ₃	1308-04-9	165.864	gray-blk powder	895 dec		5.18		i H ₂ O; s conc acid

No.	Name	Formula	CAS Reg No.	Mol. weight	Physical form	mp/°C	bp/°C	Density g cm ⁻³	Solubility g/100 g H ₂ O	Qualitative solubility
909	Cobalt(III) oxide monohydrate	Co ₂ O ₃ · H ₂ O	12016-80-7	183.880	brn-blk hex cry	150 dec				i H ₂ O; s acid
910	Cobalt(III) 2,4-pentanedioate	Co(CH ₃ COCHCOCH ₃) ₃	21679-46-9	356.257	dark grn cry	213				s bz, ace
911	Cobalt(III) potassium nitrite sesquihydrate	CoK ₃ (NO ₂) ₆ · 1.5H ₂ O	13782-01-9*	479.284	yel cub cry			2.6		sl H ₂ O; reac acid; i EtOH
912	Cobalt(III) sulfide	Co ₂ S ₃	1332-71-4	214.061	blk cub cry			4.8		reac acid
913	Cobalt(III) titanate	Co ₂ TiO ₄	12017-38-8	229.731	grn-blk cub cry			5.1		s conc HCl
914	Copper	Cu	7440-50-8	63.546	red metal; cub	1084.62	2560	8.96		sl dil acid
915	Copper arsenide	Cu ₃ As	12005-75-3	265.560	dark gray solid	827				
916	Copper nitride	Cu ₃ N	1308-80-1	204.645	cub cry	300 dec		5.84		
917	Copper phosphide	Cu ₃ P ₂	12019-11-3	125.494	monocl cry	≈900		4.20		
918	Copper silicide	Cu ₃ Si	12159-07-8	345.816	solid	825				
919	Copper(I) acetate	CuC ₂ H ₃ O ₂	598-54-9	122.590	col cry	dec	subl			reac H ₂ O
920	Copper(I) acetylide	Cu ₂ C ₂	1117-94-8	151.113	red amorp powder; exp					
921	Copper(I) azide	CuN ₃	14336-80-2	105.566	tetr cry; exp					
922	Copper(I) bromide	CuBr	7787-70-4	143.450	wh cub cry; hyg	483	1345	4.98	0.0012 ²⁰	i ace
923	Copper(I) chloride	CuCl	7758-89-6	98.999	wh cub cry	423	1490	4.14	0.0047 ²⁰	i EtOH, ace
924	Copper(I) cyanide	CuCN	544-92-3	89.564	wh powder or grn orth cry	474	dec	2.9		i H ₂ O, EtOH; s KCN soln
925	Copper(I) fluoride	CuF	13478-41-6	82.544	cub cry			7.1		
926	Copper(I) hydride	CuH	13517-00-5	64.554	red-brn solid	60 dec				
927	Copper(I) iodide	CuI	7681-65-4	190.450	wh cub cry	591	≈1290	5.67	0.000020 ²⁰	i dil acid
928	Copper(I) mercury iodide	Cu ₂ HgI ₄	13876-85-2	835.30	red cry powder	trans ≈60 (brn)				i H ₂ O, EtOH
929	Copper(I) oxide	Cu ₂ O	1317-39-1	143.091	red-brn cub cry	1244	1800 dec	6.0		i H ₂ O
930	Copper(I) selenide	Cu ₂ Se	20405-64-5	206.05	blue-blk tetr cry	1113		6.84		i H ₂ O; s acid
931	Copper(I) sulfide	Cu ₂ S	22205-45-4	159.157	blue-blk orth cry	1129		5.6		i H ₂ O; sl acid
932	Copper(I) sulfite hemihydrate	Cu ₂ SO ₃ · 0.5H ₂ O	13982-53-1*	216.164	wh-yel hex cry					sl H ₂ O; s acid, alk; i EtOH, eth
933	Copper(I) sulfite monohydrate	Cu ₂ SO ₃ · H ₂ O	35788-00-2	225.171	cry			3.83		sl H ₂ O; s HCl
934	Copper(I) telluride	Cu ₂ Te	12019-52-2	254.69	blue hex cry	1127		4.6		
935	Copper(I) thiocyanate	CuSCN	1111-67-7	121.629	wh-yel amorp powder	1084		2.85		i H ₂ O, dil acid, EtOH, ace; s eth
936	Copper(II) sulfite dihydrate	Cu ₂ SO ₃ · CuSO ₃ · 2H ₂ O	13814-81-8	386.795	red prisms or powder					i H ₂ O, EtOH; s HCl
937	Copper(II) acetate	Cu(C ₂ H ₃ O ₂) ₂	142-71-2	181.635	blue-grn hyg powder					
938	Copper(II) acetate monohydrate	Cu(C ₂ H ₃ O ₂) ₂ · H ₂ O	6046-93-1	199.650	grn monocl cry	115	240 dec	1.88		s H ₂ O, EtOH; sl eth
939	Copper(II) acetate metaarsenite	Cu(C ₂ H ₃ O ₂) ₂ · 3Cu(AsO ₂) ₂	12002-03-8	1013.795	grn cry powder					i H ₂ O; reac acid
940	Copper(II) basic acetate	Cu(C ₂ H ₃ O ₂) ₂ · CuO · 6H ₂ O	52503-64-7	369.271	blue-grn cry or powder					sl H ₂ O, EtOH; s dil acid, NH ₄ OH
941	Copper(II) acetylide	Cu ₂ C ₂	12540-13-5	87.567	brn-blk solid; exp	exp 100				
942	Copper(II) arsenate	Cu ₃ (AsO ₄) ₂	7778-41-8	468.476	blue-grn cry					i H ₂ O, EtOH; s dil acid
943	Copper(II) arsenite	CuHAsO ₃	10290-12-7	187.474	yel-grn powder					i H ₂ O, EtOH; s acid
944	Copper(II) azide	Cu(N ₃) ₂	14215-30-6	147.586	brn orth cry; exp			≈2.6		
945	Copper(II) borate	Cu(BO ₂) ₂	39290-85-2	149.166	blue-grn powder			3.859		i H ₂ O; s acid
946	Copper(II) bromide	CuBr ₂	7789-45-9	223.354	blk monocl cry; hyg	498	900	4.710	126 ²⁵	vs H ₂ O; s EtOH, ace; i bz, eth
947	Copper(II) butanoate monohydrate	Cu(C ₄ H ₇ O ₂) ₂ · H ₂ O	540-16-9	255.756	grn monocl plates					s H ₂ O, diox, bz; sl EtOH
948	Copper(II) carbonate	CuCO ₃	1184-64-1	123.555	cry					i H ₂ O
949	Copper(II) carbonate hydroxide	CuCO ₃ · Cu(OH) ₂	12069-69-1	221.116	grn monocl cry	200 dec		4.0		i H ₂ O, EtOH; s dil acid
950	Copper(II) chlorate hexahydrate	Cu(ClO ₃) ₂ · 6H ₂ O	14721-21-2	338.540	blue-grn hyg cry	65	100 dec		164 ¹⁸	vs EtOH
951	Copper(II) chloride	CuCl ₂	7447-39-4	134.452	yel-brn monocl cry; hyg	598	993	3.4	75.7 ²⁵	s EtOH, ace
952	Copper(II) chloride dihydrate	CuCl ₂ · 2H ₂ O	10125-13-0	170.483	grn-blue orth cry; hyg	100 dec		2.51	75.7 ²⁰	vs EtOH, MeOH; s ace; i eth
953	Copper(II) chloride hydroxide	Cu ₂ (OH) ₃ Cl	1332-65-6	213.567	pale grn cry					i H ₂ O; s acid
954	Copper(II) chromate	CuCrO ₄	13548-42-0	179.540	red-brn cry					i H ₂ O; s EtOH
955	Copper(II) basic chromate	CuCrO ₄ · 2Cu(OH) ₂	12433-14-6	374.661	brn pow	dec 260				i H ₂ O; s HNO ₃
956	Copper(II) chromite	CuCr ₂ O ₄	12018-10-9	231.536	gray-blk tetr cry			5.4		i H ₂ O, dil acid
957	Copper(II) citrate hemipentahydrate	Cu ₃ C ₆ H ₅ O ₇ · 2.5H ₂ O	10402-15-0	360.221	blue-grn cry	100 dec				sl H ₂ O; s dil acid
958	Copper(II) cyanide	Cu(CN) ₂	14763-77-0	115.580	grn powder					i H ₂ O; s acid, alk
959	Copper(II) cyclohexanecarboxylate	Cu(C ₁₀ H ₁₇ O ₂) ₂	2218-80-6	402.028	powder	126 dec				
960	Copper(II) dichromate dihydrate	CuCr ₂ O ₇ · 2H ₂ O	13675-47-3	315.565	red-brn tricl cry			2.286		vs H ₂ O
961	Copper(II) ethanolate	Cu(C ₂ H ₅ O) ₂	2850-65-9	153.667	blue hyg solid	120 dec				i os
962	Copper(II) ethylacetoacetate	Cu(C ₈ H ₉ CO ₂ CHCOCH ₃) ₂	14284-06-1	321.813	grn cry	192				s EtOH, chl

No.	Name	Formula	CAS Reg No.	Mol. weight	Physical form	mp/°C	bp/°C	Density g cm ⁻³	Solubility g/100 g H ₂ O	Qualitative solubility
963	Copper(II) 2-ethylhexanoate	Cu(C ₈ H ₁₅ O ₂) ₂	149-11-1	349.953	powder	252 dec				
964	Copper(II) ferrate	CuFe ₂ O ₄	12018-79-0	239.234	blk cry					
965	Copper(II) ferrocyanide	Cu ₂ Fe(CN) ₆	13601-13-3	339.041	red-br cub cry or powder			2.2		i H ₂ O, acid, os
966	Copper(II) ferrous sulfide	CuFeS ₂	1308-56-1	183.521	yel tetr cry	950		4.2		i H ₂ O, HCl; s HNO ₃
967	Copper(II) fluoride	CuF ₂	7789-19-7	101.543	wh monocl cry	836	1676	4.23	0.075 ²⁵	
968	Copper(II) fluoride dihydrate	CuF ₂ · 2H ₂ O	13454-88-1	137.574	blue monocl cry	130 dec		2.934	0.075 ²⁵	
969	Copper(II) formate	Cu(CHO ₂) ₂	544-19-4	153.581	blue cry				12.5 ²⁰	i os
970	Copper(II) formate tetrahydrate	Cu(CHO ₂) ₂ · 4H ₂ O	5893-61-8	225.641	blue monocl cry				12.5	sl EtOH; i os
971	Copper(II) gluconate	Cu(C ₁₂ H ₂₂ O ₁₄) ₂	527-09-3	453.841	bl-grn cry	156				sl EtOH; i os
972	Copper(II) hexafluoro-2,4-pentanedioate	Cu(CF ₃ COCHCOCF ₃) ₂	14781-45-4	477.648	cry	98	220 dec			s MeOH, ace, tol
973	Copper(II) hexafluorosilicate tetrahydrate	CuSiF ₆ · 4H ₂ O	12062-24-7	277.684	blue monocl cry	dec		2.56	99.7 ¹⁷	sl EtOH
974	Copper(II) hydroxide	Cu(OH) ₂	20427-59-2	97.561	blue-grn powder			3.37		i H ₂ O; s acid, conc alk
975	Copper(II) iodate	Cu(IO ₃) ₂	13454-89-2	413.351	grn monocl cry	dec		5.241	0.15 ²⁰	s dil acid
976	Copper(II) iodate monohydrate	Cu(IO ₃) ₂ · H ₂ O	13454-90-5	431.367	blue tricl cry	248 dec		4.872	0.15 ²⁰	s dil H ₂ SO ₄
977	Copper(II) molybdate	CuMoO ₄	13767-34-5	223.48	grn cry	≈500		3.4	0.038	
978	Copper(II) nitrate	Cu(NO ₃) ₂	3251-23-8	187.555	blue-grn orth cry; hyg	255	subl		145 ²⁵	s diox; reac eth
979	Copper(II) nitrate trihydrate	Cu(NO ₃) ₂ · 3H ₂ O	10031-43-3	241.602	blue rhomb cry	114	170 dec	2.32	145 ²⁵	vs EtOH
980	Copper(II) nitrate hexahydrate	Cu(NO ₃) ₂ · 6H ₂ O	13478-38-1	295.647	blue rhomb cry; hyg			2.07	145 ²⁵	s EtOH
981	Copper(II) oleate	Cu(C ₁₈ H ₃₃ O ₂) ₂	1120-44-1	626.453	blue-grn solid					i H ₂ O; sl EtOH; s eth
982	Copper(II) oxalate	CuC ₂ O ₄	814-91-5	151.565	blue-wh powder	310 dec			0.0026 ²⁰	i EtOH, eth; s NH ₄ OH
983	Copper(II) oxalate hemihydrate	CuC ₂ O ₄ · 0.5H ₂ O	814-91-5*	144.573	blue-wh cry	200 dec			0.0026 ²⁰	s NH ₄ OH
984	Copper(II) oxide	CuO	1317-38-0	79.545	blk powder or monocl cry	1227		6.31		i H ₂ O, EtOH; s dil acid
985	Copper(II) 2,4-pentanedioate	Cu(CH ₃ COCHCOCH ₃) ₂	13395-16-9	261.762	blue powder	284 dec	subl			sl H ₂ O; s chl
986	Copper(II) oxychloride hemiheptahydrate	CuCl ₂ · 3CuO · 3.5H ₂ O	1332-40-7	436.142	blue-grn pow	dec 140				i H ₂ O; s acid, NH ₄ OH
987	Copper(II) perchlorate	Cu(ClO ₄) ₂	13770-18-8	262.447	grn hyg cry	130 dec			146 ³⁰	s eth, diox; i bz, ctc
988	Copper(II) perchlorate hexahydrate	Cu(ClO ₄) ₂ · 6H ₂ O	10294-46-9	370.539	blue monocl cry; hyg	82	120 dec	2.22	146 ³⁰	vs EtOH, HOAc, ace; sl eth
989	Copper(II) phosphate	Cu ₃ (PO ₄) ₂	7798-23-4	380.581	blue-grn tricl cry					i H ₂ O; s acid, NH ₄ OH
990	Copper(II) phosphate trihydrate	Cu ₃ (PO ₄) ₂ · 3H ₂ O	10031-48-8	434.627	blue-grn orth cry					i H ₂ O; s acid, NH ₄ OH
991	Copper(II) phthalocyanine	CuC ₃₂ H ₁₆ N ₈	147-14-8	576.069	bl-purp cry					i H ₂ O, EtOH; s conc H ₂ SO ₄
992	Copper(II) selenate pentahydrate	CuSeO ₄ · 5H ₂ O	10031-45-5	296.58	blue tricl cry	80 dec		2.56	27.4 ²⁵	s acid, NH ₄ OH; sl ace; i EtOH
993	Copper(II) selenide	CuSe	1317-41-5	142.51	blue-blk needles or plates	550 dec		5.99		reac acid
994	Copper(II) selenite dihydrate	CuSeO ₃ · 2H ₂ O	15168-20-4	226.54	blue orth cry			3.31		i H ₂ O; s acid, NH ₄ OH
995	Copper(II) silicate dihydrate	CuSiO ₃ · 2H ₂ O	26318-99-0	175.661	grn-blue orth cry					
996	Copper(II) stannate	CuSnO ₃	12019-07-7	230.254	blue pow					
997	Copper(II) stearate	Cu(C ₁₈ H ₃₅ O ₂) ₂	660-60-6	630.485	blue-grn amorp powder	≈250				i H ₂ O, EtOH, eth; s py
998	Copper(II) sulfate	CuSO ₄	7758-98-7	159.609	wh-grn amorp powder or rhomb cry	560 dec		3.60	22.0 ²⁵	i EtOH
999	Copper(II) sulfate pentahydrate	CuSO ₄ · 5H ₂ O	7758-99-8	249.685	blue tricl cry	110 dec		2.286	22.0 ²⁵	s MeOH; sl EtOH
1000	Copper(II) sulfate, basic	Cu ₂ (OH) ₄ SO ₄	1332-14-5	354.730	grn rhomb cry			3.88		i H ₂ O
1001	Copper(II) sulfide	CuS	1317-40-4	95.611	blk hex cry	trans 507		4.76		i H ₂ O, EtOH, dil acid, alk
1002	Copper(II) tartrate trihydrate	CuC ₄ H ₄ O ₆ · 3H ₂ O	815-82-7	265.663	blue-grn powder					sl H ₂ O; s acid, alk
1003	Copper(II) telluride	CuTe	12019-23-7	191.15	yel orth cry	trans ≈400		7.09		
1004	Copper(II) tellurite	CuTeO ₃	13812-58-3	239.14	blk glassy solid					i H ₂ O
1005	Copper(II) tetrafluoroborate	Cu(BF ₄) ₂	14735-84-3	237.155	solid					s H ₂ O
1006	Copper(II) titanate	CuTiO ₃	12019-08-8	159.411	gray pow					
1007	Copper(II) 1,1,1-trifluoro-2,4-pentanedioate	Cu(CF ₃ COCHCOCH ₃) ₂	14324-82-4	369.705	blue-purp cry	197	dec 260			s EtOH, tol
1008	Copper(II) tungstate	CuWO ₄	13587-35-4	311.38	yel-brn powder			7.5		
1009	Copper(II) tungstate dihydrate	CuWO ₄ · 2H ₂ O	13587-35-4*	347.41	grn powder					i H ₂ O; sl HOAc; reac conc acid
1010	Copper(II) vanadate	Cu(VO ₃) ₂	12789-09-2	261.425	powder					

No.	Name	Formula	CAS Reg No.	Mol. weight	Physical form	mp/°C	bp/°C	Density g cm ⁻³	Solubility g/100 g H ₂ O	Qualitative solubility
1011	Curium	Cm	7440-51-9	247	silv metal; hex or cub	1345		13.51		
1012	Dysprosium	Dy	7429-91-6	162.500	silv metal; hex	1412	2567	8.55		s dil acid
1013	Dysprosium boride	DyB ₄	12310-43-9	205.744	tetr cry	2500		6.98		
1014	Dysprosium nitride	DyN	12019-88-4	176.507	cub cry			9.93		
1015	Dysprosium silicide	DySi ₂	12133-07-2	218.671	orth cry	1550		5.2		
1016	Dysprosium(II) bromide	DyBr ₂	83229-05-4	322.308	blk solid					
1017	Dysprosium(II) chloride	DyCl ₂	13767-31-2	233.406	blk cry	721 dec				reac H ₂ O
1018	Dysprosium(II) iodide	DyI ₂	36377-94-3	416.309	purp cry	659				reac H ₂ O
1019	Dysprosium(III) acetate tetrahydrate	Dy(C ₂ H ₃ O ₂) ₃ · 4H ₂ O	15280-55-4	411.693	yel needles	dec 120				s H ₂ O; sl EtOH
1020	Dysprosium(III) bromide	DyBr ₃	14456-48-5	402.212	wh hyg cry	879				s H ₂ O
1021	Dysprosium(III) carbonate tetrahydrate	Dy ₂ (CO ₃) ₃ · 4H ₂ O	38245-35-1	577.088	wh cry pow					i H ₂ O
1022	Dysprosium(III) chloride	DyCl ₃	10025-74-8	268.859	wh or yel cry	718	1530	3.67		s H ₂ O, MeOH
1023	Dysprosium(III) chloride hexahydrate	DyCl ₃ · 6H ₂ O	15059-52-6	376.950	bright yel cry	dec 162				
1024	Dysprosium(III) fluoride	DyF ₃	13569-80-7	219.495	grn cry	1157				
1025	Dysprosium(III) hydride	DyH ₃	13537-09-2	165.524	hex cry			7.1		
1026	Dysprosium(III) hydroxide	Dy(OH) ₃	1308-85-6	213.522	yel or wh needles	205 dec				i H ₂ O
1027	Dysprosium(III) iodide	DyI ₃	15474-63-2	543.213	grn cry	978				
1028	Dysprosium(III) nitrate pentahydrate	Dy(NO ₃) ₃ · 5H ₂ O	10143-38-1*	438.591	yel cry	88.6			208.4 ²⁵	
1029	Dysprosium(III) oxide	Dy ₂ O ₃	1308-87-8	372.998	wh cub cry	2228	3900	7.81		s acid
1030	Dysprosium(III) sulfate octahydrate	Dy ₂ (SO ₄) ₃ · 8H ₂ O	10031-50-2	757.310	pale yel cry	110				sl H ₂ O
1031	Dysprosium(III) sulfide	Dy ₂ S ₃	12133-10-7	421.195	red-brn monocl cry			6.08		
1032	Dysprosium(III) telluride	Dy ₂ Te ₃	12159-43-2	707.80	solid	≈1550				
1033	Einsteinium	Es	7429-92-7	252	metal; cub	860				
1034	Erbium	Er	7440-52-0	167.259	silv metal; hex	1529	2868	9.07		i H ₂ O; s acid
1035	Erbium boride	ErB ₄	12310-44-0	210.503	tetr cry	2450		7.0		
1036	Erbium acetate tetrahydrate	Er(C ₂ H ₃ O ₂) ₃ · 4H ₂ O	15280-57-6	416.452	pink or wh cry			2.11		s H ₂ O
1037	Erbium bromide	ErBr ₃	13536-73-7	406.971	viol hyg cry	950	≈1460			s H ₂ O, thf
1038	Erbium bromide hexahydrate	ErBr ₃ · 6H ₂ O	14890-44-9	515.062	pink cry					s H ₂ O
1039	Erbium chloride	ErCl ₃	10138-41-7	273.618	viol monocl cry; hyg	776		4.1		s H ₂ O
1040	Erbium chloride hexahydrate	ErCl ₃ · 6H ₂ O	10025-75-9	381.709	pink hyg cry	dec				s H ₂ O; sl EtOH
1041	Erbium fluoride	ErF ₃	13760-83-3	224.254	pink orth cry	1146		7.8		i H ₂ O
1042	Erbium hydride	ErH ₃	13550-53-3	170.283	hex cry			≈7.6		
1043	Erbium hydroxide	Er(OH) ₃	14646-16-3	218.281	pink solid					i H ₂ O
1044	Erbium iodide	ErI ₃	13813-42-8	547.972	viol hex cry; hyg	1014		≈5.5		s H ₂ O
1045	Erbium nitrate pentahydrate	Er(NO ₃) ₃ · 5H ₂ O	10168-80-6*	443.350	red cry	130 dec			240.8 ²⁵	s EtOH, ace
1046	Erbium nitride	ErN	12020-21-2	181.266	cub cry			10.6		
1047	Erbium oxide	Er ₂ O ₃	12061-16-4	382.516	pink powder	2344	3920	8.64		i H ₂ O; s acid
1048	Erbium silicide	ErSi ₂	12020-28-9	223.430	orth cry			7.26		
1049	Erbium sulfate	Er ₂ (SO ₄) ₃	13478-49-4	622.706	hyg powder	dec		3.68	13 ²⁰	
1050	Erbium sulfate octahydrate	Er ₂ (SO ₄) ₃ · 8H ₂ O	10031-52-4	766.828	pink monocl cry	dec		3.20	13 ²⁰	
1051	Erbium sulfide	Er ₂ S ₃	12159-66-9	430.713	red-brn monocl cry	1730		6.07		
1052	Erbium telluride	Er ₂ Te ₃	12020-39-2	717.32	orth cry	1213		7.11		
1053	Europium	Eu	7440-53-1	151.964	soft silv metal; cub	822	1529	5.24		reac H ₂ O
1054	Europium boride	EuB ₆	12008-05-8	216.830	cub cry	≈2600		4.91		
1055	Europium nitride	EuN	12020-58-5	165.971	cub cry			8.7		
1056	Europium silicide	EuSi ₂	12434-24-1	208.135	tetr cry	1500		5.46		
1057	Europium(II) bromide	EuBr ₂	13780-48-8	311.772	wh cry	683				s H ₂ O
1058	Europium(II) chloride	EuCl ₂	13769-20-5	222.870	wh orth cry	731		4.9		s H ₂ O
1059	Europium(II) fluoride	EuF ₂	14077-39-5	189.961	grn-yel cub cry	≈1380		6.5		
1060	Europium(II) iodide	EuI ₂	22015-35-6	405.773	grn cry	580				s H ₂ O
1061	Europium(II) selenide	EuSe	12020-66-5	230.92	brn cub cry			6.45		
1062	Europium(II) sulfate	EuSO ₄	10031-54-6	248.027	col orth cry			4.99		i H ₂ O
1063	Europium(II) sulfide	EuS	12020-65-4	184.029	cub cry			5.7		
1064	Europium(II) telluride	EuTe	12020-69-8	279.56	blk cub cry	1526		6.48		
1065	Europium(III) bromide	EuBr ₃	13759-88-1	391.676	gray cry	dec				s H ₂ O
1066	Europium(III) chloride	EuCl ₃	10025-76-0	258.323	grn-yel needles	623		4.89		
1067	Europium(III) chloride hexahydrate	EuCl ₃ · 6H ₂ O	13759-92-7	366.414	wh-yel hyg cry	850		4.89		s H ₂ O
1068	Europium(III) fluoride	EuF ₃	13765-25-8	208.959	wh hyg cry	1276				i H ₂ O
1069	Europium(III) iodide	EuI ₃	13759-90-5	532.677	col cry; unstab	≈875				
1070	Europium(III) nitrate hexahydrate	Eu(NO ₃) ₃ · 6H ₂ O	10031-53-5	446.070	wh-pink hyg cry	85 dec			193 ²⁵	
1071	Europium(III) oxalate	Eu ₂ (C ₂ O ₄) ₃	3269-12-3	567.985	wh solid					i H ₂ O; s acid

No.	Name	Formula	CAS Reg No.	Mol. weight	Physical form	mp/°C	bp/°C	Density g cm ⁻³	Solubility g/100 g H ₂ O	Qualitative solubility
1072	Europium(III) oxide	Eu ₂ O ₃	1308-96-9	351.926	pink powder	2291	3790	7.42		i H ₂ O; s acid
1073	Europium(III) perchlorate hexahydrate	Eu(ClO ₄) ₃ · 6H ₂ O	36907-40-1	558.407	wh or pink cry					s H ₂ O, EtOH
1074	Europium(III) sulfate	Eu ₂ (SO ₄) ₃	13537-15-0	592.116	pale pink cry			4.99	2.1 ²⁰	
1075	Europium(III) sulfate octahydrate	Eu ₂ (SO ₄) ₃ · 8H ₂ O	10031-52-4	736.238	pink cry	375 dec			2.1 ²⁰	
1076	Fermium	Fm	7440-72-4	257	metal	1527				
1077	Fluorine	F ₂	7782-41-4	37.997	pale yel gas	-219.67	-188.11	1.553 g/L		reac H ₂ O
1078	Fluorine monoxide	F ₂ O	7783-41-7	53.996	col gas	-223.8	-144.3	2.207 g/L		sl H ₂ O
1079	Difluorine dioxide	F ₂ O ₂	7783-44-0	69.996	red-oran solid, unstab gas	-163.5	-57 extrap	2.861 g/L		
1080	Fluorine tetroxide	F ₂ O ₄	107782-11-6	101.995	red-brn solid	-191	dec -185			
1081	Fluorine nitrate	FN ₂ O ₃	7789-26-6	81.003	col gas	-175	-46	3.311 g/L		reac H ₂ O, EtOH, eth; s ace
1082	Fluorine perchlorate	FOClO ₃	10049-03-3	118.449	col gas; exp	-167.3	-16	4.841 g/L		reac H ₂ O
1083	Francium	Fr	7440-73-5	223	short-lived alkali metal	21				
1084	Gadolinium	Gd	7440-54-2	157.25	silv metal; hex	1313	3273	7.90		s dil acid
1085	Gadolinium boride	GdB ₆	12008-06-9	222.12	blk-brn cub cry	2510		5.31		
1086	Gadolinium nitride	GdN	25764-15-2	171.26	cub cry			9.10		
1087	Gadolinium silicide	GdSi ₂	12134-75-7	213.42	orth cry	1540		5.9		
1088	Gadolinium(II) iodide	GdI ₂	13814-72-7	411.06	bronze cry	831				
1089	Gadolinium(II) selenide	GdSe	12024-81-6	236.21	cub cry	2170		8.1		
1090	Gadolinium(III) acetate tetrahydrate	Gd(C ₂ H ₃ O ₂) ₃ · 4H ₂ O	15280-53-2	406.44	wh tricr cry	dec		1.61		s H ₂ O
1091	Gadolinium(III) bromide	GdBr ₃	13818-75-2	396.96	wh monocry cry; hyg	770		4.56		
1092	Gadolinium(III) chloride	GdCl ₃	10138-52-0	263.61	wh monocry cry; hyg	602		4.52		s H ₂ O
1093	Gadolinium(III) chloride hexahydrate	GdCl ₃ · 6H ₂ O	19423-81-5	371.70	col hyg cry			2.424		s H ₂ O
1094	Gadolinium(III) fluoride	GdF ₃	13765-26-9	214.25	wh cry	1232				
1095	Gadolinium(III) iodide	GdI ₃	13572-98-0	537.96	yel cry	930				
1096	Gadolinium(III) nitrate pentahydrate	Gd(NO ₃) ₃ · 5H ₂ O	52788-53-1	433.34	wh cry	92 dec		2.41	190 ²⁵	
1097	Gadolinium(III) nitrate hexahydrate	Gd(NO ₃) ₃ · 6H ₂ O	19598-90-4	451.36	hyg tricr cry	91 dec		2.33	190 ²⁵	s EtOH
1098	Gadolinium(III) oxalate decahydrate	Gd ₂ (C ₂ O ₄) ₃ · 10H ₂ O	22992-15-0	758.71	wh monocry pow	dec 110				i H ₂ O; sl acid
1099	Gadolinium(III) oxide	Gd ₂ O ₃	12064-62-9	362.50	wh hyg powder	2339	3900	7.41		i H ₂ O; s acid
1100	Gadolinium(III) sulfate	Gd ₂ (SO ₄) ₃	13628-54-1	602.69	col cry	500 dec		4.1	2.60 ²⁰	sl H ₂ O
1101	Gadolinium(III) sulfate octahydrate	Gd ₂ (SO ₄) ₃ · 8H ₂ O	13450-87-8	746.81	col monocry cry	400 dec		4.14	2.3 ²⁰	sl H ₂ O
1102	Gadolinium(III) sulfide	Gd ₂ S ₃	12134-77-9	410.70	yel cub cry			6.1		
1103	Gadolinium(III) telluride	Gd ₂ Te ₃	12160-99-5	697.30	orth cry	1255		7.7		
1104	Gallium	Ga	7440-55-3	69.723	silv liq or gray orth cry	29.7646	2229	5.91		reac alk
1105	Gallium antimonide	GaSb	12064-03-8	191.483	brn cub cry	712		5.6137		
1106	Gallium arsenide	GaAs	1303-00-0	144.645	gray cub cry	1238		5.3176		
1107	Gallium nitride	GaN	25617-97-4	83.730	gray hex cry	>2500		6.1		
1108	Gallium phosphide	GaP	12063-98-8	100.697	yel cub cry	1457		4.138		
1109	Gallium suboxide	Ga ₂ O	12024-20-3	155.445	brn powder	>660	>800 dec	4.77		
1110	Gallium(II) chloride	GaCl ₂	24597-12-4	140.629	wh orth cry	172.4	535	2.74		
1111	Gallium(II) selenide	GaSe	12024-11-2	148.68	hex cry	960		5.03		
1112	Gallium(II) sulfide	GaS	12024-10-1	101.788	hex cry	965		3.86		
1113	Gallium(II) telluride	GaTe	12024-14-5	197.32	monocry cry	824		5.44		
1114	Gallium(III) bromide	GaBr ₃	13450-88-9	309.435	wh orth cry	123	279	3.69		
1115	Gallium(III) chloride	GaCl ₃	13450-90-3	176.082	col needles or gl solid	77.9	201	2.47		
1116	Gallium(III) fluoride	GaF ₃	7783-51-9	126.718	wh powder or col needles	>1000		4.47		i H ₂ O
1117	Gallium(III) fluoride trihydrate	GaF ₃ · 3H ₂ O	22886-66-4	180.764	wh cry	>140 dec				sl H ₂ O
1118	Gallium(III) hydride	GaH ₃	13572-93-5	72.747	visc liq	-15	≈0 dec			
1119	Gallium(III) hydroxide	Ga(OH) ₃	12023-99-3	120.745	unstab prec					
1120	Gallium(III) iodide	GaI ₃	13450-91-4	450.436	monocry cry	212	340	4.5		
1121	Gallium(III) nitrate	Ga(NO ₃) ₃	13494-90-1	255.738	wh cry powder					s H ₂ O, EtOH, eth
1122	Gallium(III) oxide	Ga ₂ O ₃	12024-21-4	187.444	wh cry	1807		≈6.0		s hot acid
1123	Gallium(III) oxide hydroxide	GaOOH	20665-52-5	102.730	orth cry			5.23		
1124	Gallium(III) 2,4-pentanedioate	Ga(CH ₃ COCHCOCH ₃) ₃	14405-43-7	367.047	wh powder	193	subl	1.42		
1125	Gallium(III) perchlorate hexahydrate	Ga(ClO ₄) ₃ · 6H ₂ O	17835-81-3	476.166	cry	dec 175				
1126	Gallium(III) selenide	Ga ₂ Se ₃	12024-24-7	376.33	cub cry	937		4.92		
1127	Gallium(III) sulfate	Ga ₂ (SO ₄) ₃	13494-91-2	427.634	hex cry					
1128	Gallium(III) sulfate octadecahydrate	Ga ₂ (SO ₄) ₃ · 18H ₂ O	13780-42-2	751.909	octahed cry					s H ₂ O, EtOH
1129	Gallium(III) sulfide	Ga ₂ S ₃	12024-22-5	235.641	monocry cry	1090		3.7		

No.	Name	Formula	CAS Reg No.	Mol. weight	Physical form	mp/°C	bp/°C	Density g cm ⁻³	Solubility g/100 g H ₂ O	Qualitative solubility
1130	Gallium(III) telluride	Ga ₂ Te ₃	12024-27-0	522.25	cub cry	790		5.57		
1131	Germanium	Ge	7440-56-4	72.63	gray-wh cub cry	938.25	2833	5.3234		i H ₂ O, dil acid, alk
1132	Germane	GeH ₄	7782-65-2	76.67	col gas; flam	-165	-88.1	3.133 g/L		i H ₂ O
1133	Digermane	Ge ₂ H ₆	13818-89-8	151.33	col liq; flam	-109	29	1.98 ⁻¹⁰⁹		
1134	Trigermane	Ge ₃ H ₈	14691-44-2	225.98	col liq	-105.6	110.5	2.20 ⁻¹⁰⁵		i H ₂ O
1135	Tetragermane	Ge ₄ H ₁₀	14691-47-5	300.64	col liq		176.9			i H ₂ O
1136	Pentagermane	Ge ₅ H ₁₂	15587-39-0	375.30	col liq		234			i H ₂ O
1137	Bromogermane	GeH ₃ Br	13569-43-2	155.57	col liq	-32	52	2.34		reac H ₂ O
1138	Chlorogermane	GeH ₃ Cl	13637-65-5	111.12	col liq	-52	28	1.75		reac H ₂ O
1139	Chlorotrifluorogermane	GeF ₃ Cl	14188-40-0	165.09	gas	-66.2	-20.3	6.747 g/L		
1140	Dibromogermane	GeH ₂ Br ₂	13769-36-3	234.46	col liq	-15	89	2.80		reac H ₂ O
1141	Dichlorogermane	GeH ₂ Cl ₂	15230-48-5	145.56	col liq	-68	69.5	1.90		reac H ₂ O
1142	Dichlorodifluorogermane	GeF ₂ Cl ₂	24422-21-7	181.54	col gas	-51.8	-2.8	7.419 g/L		
1143	Dichlorodimethylgermane	Ge(CH ₃) ₂ Cl ₂	1529-48-2	173.62	liq	-22	124	1.49		
1144	Fluorogermane	GeH ₃ F	13537-30-9	94.66	col gas			3.868 g/L		reac H ₂ O
1145	Iodogermane	GeH ₃ I	13573-02-9	202.57	liq	-15	≈90			reac H ₂ O
1146	Methylgermane	GeH ₃ CH ₃	1449-65-6	90.70	col gas	-158	-23	3.706 g/L		
1147	Tribromogermane	GeHBr ₃	14779-70-5	313.36	col liq	-25	dec			reac H ₂ O
1148	Trichlorogermane	GeHCl ₃	1184-65-2	180.01	liq	-71	75.3	1.93		reac H ₂ O
1149	Trichlorofluorogermane	GeCl ₃ F	24422-20-6	198.00	liq	-49.8	37.5			
1150	Germanium(II) bromide	GeBr ₂	24415-00-7	232.45	yel monoc cry	122	150 dec			reac H ₂ O
1151	Germanium(II) chloride	GeCl ₂	10060-11-4	143.55	wh-yel hyg powder	dec				reac H ₂ O; s eth, bz
1152	Germanium(II) fluoride	GeF ₂	13940-63-1	110.64	wh orth cry; hyg	110	130 dec	3.64		reac H ₂ O
1153	Germanium(II) iodide	GeI ₂	13573-08-5	326.45	oran-yel hex cry	428	550 dec	5.4		reac H ₂ O
1154	Germanium(II) oxide	GeO	20619-16-3	88.64	blk solid	700 dec				
1155	Germanium(II) selenide	GeSe	12065-10-0	151.60	gray orth cry or brn powder	675		5.6		
1156	Germanium(II) sulfide	GeS	12025-32-0	104.71	gray orth cry	658		4.1		
1157	Germanium(II) telluride	GeTe	12025-39-7	200.24	cub cry	724		6.16		i H ₂ O; s conc HNO ₃
1158	Germanium(IV) bromide	GeBr ₄	13450-92-5	392.26	wh cry	26.1	186.35	3.132		reac H ₂ O
1159	Germanium(IV) chloride	GeCl ₄	10038-98-9	214.45	col liq	-51.50	86.55	1.88		reac H ₂ O; s bz, eth, EtOH, ctc
1160	Germanium(IV) fluoride	GeF ₄	7783-58-6	148.63	col gas	-15 tp	-36.5 sp	6.074 g/L		reac H ₂ O
1161	Germanium(IV) iodide	GeI ₄	13450-95-8	580.26	red-oran cub cry	146	348	4.322		reac H ₂ O
1162	Germanium(IV) nitride	Ge ₃ N ₄	12065-36-0	273.95	orth cry	900 dec				i H ₂ O, acid, aqua regia
1163	Germanium(IV) oxide	GeO ₂	1310-53-8	104.64	wh hex cry	1116		4.25		i H ₂ O
1164	Germanium(IV) selenide	GeSe ₂	12065-11-1	230.56	yel-oran orth cry	707 dec		4.56		
1165	Germanium(IV) sulfide	GeS ₂	12025-34-2	136.77	blk orth cry	530		3.01		
1166	Gold	Au	7440-57-5	196.967	soft yel metal	1064.18	2836	19.3		s aqua regia
1167	Bromoauroic(III) acid pentahydrate	HAuBr ₄ · 5H ₂ O	17083-68-0	607.667	red-brn hyg cry	27				s H ₂ O, EtOH
1168	Chloroauroic(III) acid tetrahydrate	HAuCl ₄ · 4H ₂ O	16903-35-8	411.848	yel monoc cry; hyg			≈3.9		vs H ₂ O, EtOH; s eth
1169	Gold(I) bromide	AuBr	10294-27-6	276.871	yel-gray tetr cry	165 dec		8.20		i H ₂ O
1170	Gold(I) chloride	AuCl	10294-29-8	232.420	yel orth cry	289 dec		7.6	0.000031 ²⁰	
1171	Gold(I) cyanide	AuCN	506-65-0	222.985	yel hex cry	dec		7.2		i H ₂ O, EtOH, eth, dil acid
1172	Gold(I) iodide	AuI	10294-31-2	323.871	yel-grn powder; tetr	120 dec		8.25		i H ₂ O; s CN soln
1173	Gold(I) sulfide	Au ₂ S	1303-60-2	425.998	brn-blk cub cry; unstab	240 dec		≈11		i H ₂ O, acid; s aqua regia
1174	Gold(III) bromide	AuBr ₃	10294-28-7	436.679	red-br monoc cry	≈160 dec				s H ₂ O, EtOH
1175	Gold(III) chloride	AuCl ₃	13453-07-1	303.326	red monoc cry	>160 dec		4.7	68 ²⁰	
1176	Gold(III) cyanide trihydrate	Au(CN) ₃ · 3H ₂ O	535-37-5*	329.065	wh hyg cry	50 dec				vs H ₂ O; sl EtOH
1177	Gold(III) fluoride	AuF ₃	14720-21-9	253.962	oran-yel hex cry	>300	subl	6.75		
1178	Gold(III) hydroxide	Au(OH) ₃	1303-52-2	247.989	brn powder	≈100 dec				i H ₂ O; s acid
1179	Gold(III) iodide	AuI ₃	31032-13-0	577.680	unstab grn powder	20 dec				
1180	Gold(III) oxide	Au ₂ O ₃	1303-58-8	441.931	brn powder	≈150 dec				i H ₂ O; s acid
1181	Gold(III) selenate	Au ₂ (SeO ₄) ₃	10294-32-3	822.81	yel cry					i H ₂ O; s acid
1182	Gold(III) selenide	Au ₂ Se ₃	1303-62-4	630.81	blk amorp solid	dec		4.65		s aqua regia
1183	Gold(III) sulfide	Au ₂ S ₃	1303-61-3	490.128	unstab blk powder	200 dec				
1184	Hafnium	Hf	7440-58-6	178.49	gray metal; hex	2233	4600	13.3		s HF
1185	Hafnium boride	HfB ₂	12007-23-7	200.11	gray hex cry	3100		10.5		
1186	Hafnium carbide	HfC	12069-85-1	190.50	refrac cub cry	≈3000		12.2		
1187	Hafnium hydride	HfH ₂	12770-26-2	180.51	refrac tetr cry			11.4		
1188	Hafnium nitride	HfN	25817-87-2	192.50	yel-brn cub cry	3310		13.8		
1189	Hafnium phosphide	HfP	12325-59-6	209.46	hex cry			9.78		

No.	Name	Formula	CAS Reg No.	Mol. weight	Physical form	mp/°C	bp/°C	Density g cm ⁻³	Solubility g/100 g H ₂ O	Qualitative solubility
1190	Hafnium silicide	HfSi ₂	12401-56-8	234.66	gray orth cry	≈1700		7.6		
1191	Hafnocene dichloride	Hf(C ₅ H ₅) ₂ Cl ₂	12116-66-4	379.58	col hyg cry	235				s bz, chl; sl thf, eth; i hex
1192	Hafnium(II) bromide	HfBr ₂	13782-95-1	338.30	blue-blk cry	dec 400				
1193	Hafnium(II) chloride	HfCl ₂	13782-92-8	249.40	blk solid	dec 400				
1194	Hafnium(III) bromide	HfBr ₃	13782-96-2	418.20	blue-blk cry	dec 350				
1195	Hafnium(III) chloride	HfCl ₃	13782-93-9	284.85	blk solid	dec				
1196	Hafnium(III) iodide	HfI ₃	13779-73-2	559.20	blk cry	dec				
1197	Hafnium(IV) bromide	HfBr ₄	13777-22-5	498.11	wh cub cry	424 tp	323 sp	4.90		reac H ₂ O
1198	Hafnium(IV) chloride	HfCl ₄	13499-05-3	320.30	wh monocl cry	432 tp	317 sp			reac H ₂ O
1199	Hafnium(IV) fluoride	HfF ₄	13709-52-9	254.48	wh monocl cry	1025	970 sp	7.1		reac H ₂ O
1200	Hafnium(IV) iodide	HfI ₄	13777-23-6	686.11	yel-oran cub cry	449 tp	394 sp	5.6		reac H ₂ O
1201	Hafnium(IV) oxide	HfO ₂	12055-23-1	210.49	wh cub cry	2800	≈5400	9.68		i H ₂ O
1202	Hafnium(IV) oxychloride octahydrate	HfOCl ₂ · 8H ₂ O	14456-34-9	409.52	wh tetr cry	dec				s H ₂ O
1203	Hafnium(IV) selenide	HfSe ₂	12162-21-9	336.41	brn hex cry			7.46		
1204	Hafnium(IV) silicate	HfSiO ₄	13870-13-8	270.57	tetr cry	2758		7.0		
1205	Hafnium(IV) sulfate	Hf(SO ₄) ₂	15823-43-5	370.62	wh cry	>500 dec				
1206	Hafnium(IV) sulfide	HfS ₂	18855-94-2	242.62	purp-brn hex cry			6.03		
1207	Hafnium(IV) titanate	HfTiO ₄	12055-24-2	290.36	wh pow	1980 dec				
1208	Helium	He	7440-59-7	4.003	col gas		-268.928	0.164 g/L		sl H ₂ O; i EtOH
1209	Holmium	Ho	7440-60-0	164.930	silv metal; hex	1472	2700	8.80		s dil acid
1210	Holmium acetate	Ho(C ₂ H ₃ O ₂) ₃	25519-09-9	342.062	yel cry	dec 327				s H ₂ O
1211	Holmium bromide	HoBr ₃	13825-76-8	404.642	yel hyg cry	919	1470			
1212	Holmium chloride	HoCl ₃	10138-62-2	271.289	yel monocl cry; hyg	720	1500	3.7		s H ₂ O
1213	Holmium chloride hexahydrate	HoCl ₃ · 6H ₂ O	14914-84-2	379.381	hyg yel cry	160 dec				s H ₂ O
1214	Holmium fluoride	HoF ₃	13760-78-6	221.925	pink-yel orth cry; hyg	1143	>2200	7.664		s H ₂ O
1215	Holmium iodide	HoI ₃	13813-41-7	545.643	yel hex cry	994		5.4		
1216	Holmium nitrate pentahydrate	Ho(NO ₃) ₃ · 5H ₂ O	14483-18-2	441.022	hyg oran cry					s H ₂ O, EtOH, ace
1217	Holmium nitride	HoN	12029-81-1	178.937	cub cry			10.6		
1218	Holmium oxalate decahydrate	Ho ₂ (C ₂ O ₄) ₃ · 10H ₂ O	28965-57-3	774.065	yel solid	dec 40				
1219	Holmium oxide	Ho ₂ O ₃	12055-62-8	377.859	yel cub cry	2330	3900	8.41		s acid
1220	Holmium silicide	HoSi ₂	12136-24-2	221.101	hex cry			7.1		
1221	Holmium sulfide	Ho ₂ S ₃	12162-59-3	426.056	yel-oran monocl cry			5.92		
1222	Hydrazine	N ₂ H ₄	302-01-2	32.045	col oily liq	1.54	113.55	1.0036		vs H ₂ O, EtOH, MeOH
1223	Hydrazine acetate	N ₂ H ₄ · CH ₃ COOH	13255-48-6	92.097	cry	100				
1224	Hydrazine azide	N ₂ H ₄ · HN ₃	14662-04-5	75.074	hyg wh prism	75 exp				vs H ₂ O
1225	Hydrazine monohydrate	N ₂ H ₄ · H ₂ O	7803-57-8	50.060	fuming liq	-51.7	119	1.030		vs H ₂ O, EtOH; i chl, eth
1226	Hydrazine hydrobromide	N ₂ H ₄ · HBr	13775-80-9	112.957	wh monocl cry flakes	84	≈190 dec	2.3		s H ₂ O, EtOH
1227	Hydrazine hydrochloride	N ₂ H ₄ · HCl	2644-70-4	68.506	wh orth cry	89	240 dec	1.5		s H ₂ O; i os
1228	Hydrazine dihydrochloride	N ₂ H ₄ · 2HCl	5341-61-7	104.967	wh orth cry	198 dec		1.42		s H ₂ O; sl EtOH
1229	Hydrazine hydroiodide	N ₂ H ₄ · HI	10039-55-1	159.957	hyg cry	125				s H ₂ O
1230	Hydrazine nitrate	N ₂ H ₄ · HNO ₃	13464-97-6	95.058	monocl cry; exp	70				vs H ₂ O
1231	Hydrazine dinitrate	N ₂ H ₄ · 2HNO ₃	13464-98-7	158.071	needles	104 dec			20 ³⁵	s H ₂ O
1232	Hydrazine perchlorate hemihydrate	N ₂ H ₄ · HClO ₄ · 0.5H ₂ O	13762-65-7		solid	137	exp	1.94		reac H ₂ O, s EtOH; i eth, bz
1233	Hydrazine sulfate	N ₂ H ₄ · H ₂ SO ₄	10034-93-2	130.124	col orth cry	254		1.378		sl H ₂ O; i EtOH
1234	Dihydrazine sulfate	(N ₂ H ₄) ₂ · H ₂ SO ₄	13464-80-7	162.169	hyg wh cry flakes	104	dec >180		200 ²⁵	vs H ₂ O; i os
1235	Hydrazoic acid	HN ₃	7782-79-8	43.028	col liq; exp	-80	35.7			s H ₂ O
1236	Hydroxylamine	H ₂ NOH	7803-49-8	33.030	wh orth flakes or needles	33.1	58	1.21		vs H ₂ O, MeOH
1237	Hydroxylamine hydrobromide	H ₂ NOH · HBr	41591-55-3	113.942	monocl cry			2.35		s H ₂ O
1238	Hydroxylamine hydrochloride	H ₂ NOH · HCl	5470-11-1	69.491	col monocl cry	159 dec	exp	1.68	94 ²⁵	vs H ₂ O
1239	Hydroxylamine perchlorate	H ₂ NOH · HClO ₄		133.489	orth cry	88	dec 120			
1240	Hydroxylamine sulfate	2(H ₂ NOH) · H ₂ SO ₄	10039-54-0	164.138	cry	170				vs H ₂ O
1241	Hydrogen	H ₂	1333-74-0	2.016	col gas; flam	-259.16	-252.762	0.082 g/L		sl H ₂ O
1242	Hydrogen-d ₂	D ₂	7782-39-0	4.028	col gas	-254.42	-249.48	0.164 g/L		
1243	Hydrogen-t ₂	T ₂	10028-17-8	6.032	col gas	-252.53	-248.11	0.246 g/L		
1244	Hydrogen-d ₁	HD	13983-20-5	3.022	col gas	-256.55	-251.02	0.123 g/L		
1245	Hydrogen-t ₁	HT	14885-60-0	4.024	col gas	-254.7	-249.6			
1246	Hydrogen-d ₁ t ₁	DT	14885-61-1	5.030	col gas	-253.5	-238.9			
1247	Hydrogen bromide	HBr	10035-10-6	80.912	col gas	-86.80	-66.38	3.307 g/L		vs H ₂ O; s EtOH
1248	Hydrogen bromide-d	DBr	13536-59-9	81.918	col gas	-87.54	-66.9			s H ₂ O

No.	Name	Formula	CAS Reg No.	Mol. weight	Physical form	mp/°C	bp/°C	Density g cm ⁻³	Solubility g/100 g H ₂ O	Qualitative solubility
1249	Hydrogen chloride	HCl	7647-01-0	36.461	col gas	-114.17	-85	1.490 g/L		vs H ₂ O
1250	Hydrogen chloride dihydrate	HCl · 2H ₂ O	13465-05-9	72.492	col liq	-17.7		1.46		
1251	Hydrogen chloride- <i>d</i>	DCl	7698-05-7	37.467	col gas	-114.72	-84.4			s H ₂ O
1252	Hydrogen cyanide	HCN	74-90-8	27.026	col liq or gas	-13.29	26	0.6876 ²⁰		vs H ₂ O, EtOH; sl eth
1253	Hydrogen fluoride	HF	7664-39-3	20.006	col gas	-83.36	20	0.818 g/L		vs H ₂ O, EtOH; sl eth
1254	Hydrogen iodide	HI	10034-85-2	127.912	col or yel gas	-50.76	-35.55	5.228 g/L		vs H ₂ O; s os
1255	Hydrogen iodide- <i>d</i>	DI	14104-45-1	128.918	col gas	-51.93	-36.2			s H ₂ O
1256	Hydrogen peroxide	H ₂ O ₂	7722-84-1	34.015	col liq	-0.43	150.2	1.44		vs H ₂ O
1257	Hydrogen selenide	H ₂ Se	7783-07-5	80.98	col gas; flam	-65.73	-41.25	3.310 g/L		s H ₂ O
1258	Hydrogen sulfide	H ₂ S	7783-06-4	34.081	col gas; flam	-85.5	-59.55	1.393 g/L		s H ₂ O
1259	Hydrogen disulfide	H ₂ S ₂	13465-07-1	66.146	col liq		70.7	1.334		
1260	Hydrogen telluride	H ₂ Te	7783-09-7	129.62	col gas	-49	-2	5.298 g/L		s H ₂ O, EtOH, alk
1261	Indium	In	7440-74-6	114.818	soft wh metal	156.6	2027	7.31		s acid
1262	Indium antimonide	InSb	1312-41-0	236.578	blk cub cry	524		5.7747		
1263	Indium arsenide	InAs	1303-11-3	189.740	gray cub cry	942		5.67		i acid
1264	Indium nitride	InN	25617-98-5	128.825	brn hex cry	1100		6.88		
1265	Indium phosphide	InP	22398-80-7	145.792	blk cub cry	1062		4.81		sl acid
1266	Indium(I) bromide	InBr	14280-53-6	194.722	oran-red orth cry	285	656	4.96		reac H ₂ O
1267	Indium(I) chloride	InCl	13465-10-6	150.271	yel cub cry	225	608	4.19		reac H ₂ O
1268	Indium(I) iodide	InI	13966-94-4	241.722	orth cry	364.4	712	5.32		
1269	Indium(II) bromide	InBr ₂	21264-43-7	274.626	orth cry			4.22		reac H ₂ O
1270	Indium(II) chloride	InCl ₂	13465-11-7	185.724	col orth cry	235		3.64		reac H ₂ O
1271	Indium(II) sulfide	InS	12030-14-7	146.883	red-brn orth cry	692		5.2		
1272	Indium(III) bromide	InBr ₃	13465-09-3	354.530	hyg yel-wh monocl cry	420		4.74	414 ²⁰	
1273	Indium(III) chloride	InCl ₃	10025-82-8	221.177	yel monocl cry; hyg	583		4.0	195.1 ²²	s EtOH
1274	Indium(III) chloride tetrahydrate	InCl ₃ · 4H ₂ O	22519-64-8	293.239	wh cry					s H ₂ O
1275	Indium(III) fluoride	InF ₃	7783-52-0	171.813	wh hex cry; hyg	1172	>1200	4.39		sl H ₂ O; s dil acid
1276	Indium(III) fluoride trihydrate	InF ₃ · 3H ₂ O	14166-78-0	225.859	wh cry	100 dec				s H ₂ O
1277	Indium(III) hydroxide	In(OH) ₃	20661-21-6	165.840	cub cry			4.4		
1278	Indium(III) iodide	InI ₃	13510-35-5	495.531	yel-red monocl cry; hyg	207		4.69	1308 ²²	
1279	Indium(III) nitrate trihydrate	In(NO ₃) ₃ · 3H ₂ O	13770-61-1	354.879	col cry	dec 100				
1280	Indium(III) oxide	In ₂ O ₃	1312-43-2	277.634	yel cub cry	1912		7.18		i H ₂ O; s hot acid
1281	Indium(III) perchlorate octahydrate	In(ClO ₄) ₃ · 8H ₂ O	13465-15-1	557.292	wh cry	≈80	200 dec			
1282	Indium(III) phosphate	InPO ₄	14693-82-4	209.789	wh orth cry			4.9		i H ₂ O
1283	Indium(III) selenide	In ₂ Se ₃	1312-42-1	466.52	blk hex cry	660		5.8		
1284	Indium(III) sulfate	In ₂ (SO ₄) ₃	13464-82-9	517.824	hyg wh powder			3.44	117 ²⁰	
1285	Indium(III) sulfide	In ₂ S ₃	12030-24-9	325.831	oran cub cry	1050		4.45		
1286	Indium(III) telluride	In ₂ Te ₃	1312-45-4	612.44	blk cub cry	667		5.75		
1287	Iodine	I ₂	7553-56-2	253.809	blue-blk plates	113.7	184.4	4.933	0.03 ²⁰	s bz, EtOH, eth, ctc, chl
1288	Iodic acid	HIO ₃	7782-68-5	175.910	col orth cry	110 dec		4.63	308 ²⁵	i EtOH, eth
1289	Periodic acid dihydrate	HIO ₄ · 2H ₂ O	10450-60-9	227.940	monocl hyg cry	122 dec				s H ₂ O, EtOH; sl eth
1290	Iodine tetroxide	I ₂ O ₄	12399-08-5	317.807	yel cry	130	dec >85	4.2		sl H ₂ O
1291	Iodine pentoxide	I ₂ O ₅	12029-98-0	333.806	hyg wh cry	≈300 dec		4.98	253.4 ²⁰	i EtOH, eth, CS ₂
1292	Iodine hexoxide	I ₂ O ₆	65355-99-9	349.805	yel solid	dec 150				reac H ₂ O
1293	Iodine nonaoxide	I ₂ O ₉	73560-00-6	651.613	hyg yel powder	75 dec				
1294	Iodine bromide	IBr	7789-33-5	206.808	blk orth cry	40	116 dec	4.3		s H ₂ O, EtOH, eth
1295	Iodine chloride	ICl	7790-99-0	162.357	red cry or oily liq	27.38	94.4 dec	3.24		reac H ₂ O; s EtOH
1296	Iodine trichloride	ICl ₃	865-44-1	233.263	yel tricl cry; hyg	101 tp (16 atm)	64 sp dec	3.2		reac H ₂ O; s EtOH, bz
1297	Iodine fluoride	IF	13873-84-2	145.902	wh pow (-78°C)	-14 dec				
1298	Iodine trifluoride	IF ₃	22520-96-3	183.899	yel solid, stable at low temp	-28 dec				
1299	Iodine pentafluoride	IF ₅	7783-66-6	221.896	yel liq	9.43	100.5	3.19		reac H ₂ O
1300	Iodine heptafluoride	IF ₇	16921-96-3	259.893	col gas	6.5 tp	4.8 sp	10.62 g/L		s H ₂ O
1301	Iodosyl trifluoride	IOF ₃	19058-78-7	199.898	hyg col needles	dec >110				reac H ₂ O
1302	Iodosyl pentafluoride	IOF ₅	16056-61-4	237.895	col liq	4.5				
1303	Iodyl trifluoride	IO ₂ F ₃	25402-50-0	215.898	yel solid	41	subl			
1304	Periodyl fluoride	IO ₃ F	30708-86-2	193.900	col cry	dec >100				
1305	Iridium	Ir	7439-88-5	192.217	silv-wh metal; cub	2446	4428	22.562 ²⁰		s aqua regia
1306	Iridium carbonyl	Ir ₄ (CO) ₁₂	11065-24-0	1104.989	yel cry	210 dec				
1307	Iridium(III) bromide	IrBr ₃	10049-24-8	431.929	red-brn monocl cry			6.82		i H ₂ O, acid, alk

No.	Name	Formula	CAS Reg No.	Mol. weight	Physical form	mp/°C	bp/°C	Density g cm ⁻³	Solubility g/100 g H ₂ O	Qualitative solubility
1308	Iridium(III) bromide tetrahydrate	IrBr ₃ · 4H ₂ O	10049-24-8*	503.991	grn-brn cry					s H ₂ O; i EtOH
1309	Iridium(III) chloride	IrCl ₃	10025-83-9	298.576	brn monocl cry	763 dec		5.30		i H ₂ O, acid, alk
1310	Iridium(III) fluoride	IrF ₃	23370-59-4	249.212	blk hex cry	250 dec		≈8.0		i H ₂ O, dil acid
1311	Iridium(III) iodide	IrI ₃	7790-41-2	572.930	dark brn monocl cry			≈7.4		i H ₂ O, acid, bz, chl; s alk
1312	Iridium(III) oxide	Ir ₂ O ₃	1312-46-5	432.432	blue-blk cry	1000 dec				i H ₂ O; sl hot HCl
1313	Iridium(III) 2,4-pentanedioate	Ir(CH ₃ COCHCOCH ₃) ₃	15635-87-7	489.541	oran-yel cry	270	subl			sl H ₂ O; s tol, chl, acē, MeOH
1314	Iridium(III) sulfide	Ir ₂ S ₃	12136-42-4	480.629	orth cry			10.2		
1315	Iridium(IV) chloride	IrCl ₄	10025-97-5	334.029	brn hyg solid	≈700 dec				s H ₂ O, EtOH
1316	Iridium(IV) oxide	IrO ₂	12030-49-8	224.216	brn tetr cry	1100 dec		11.7		
1317	Iridium(IV) sulfide	IrS ₂	12030-51-2	256.347	orth cry			9.3		
1318	Iridium(VI) fluoride	IrF ₆	7783-75-7	306.207	yel cub cry; hyg	44	53.6	4.8		reac H ₂ O
1319	Iron	Fe	7439-89-6	55.845	silv-wh or gray met	1538	2861	7.87		s dil acid
1320	Ferrocene	Fe(C ₅ H ₅) ₂	102-54-5	186.031	oran needles	172.5	249			i H ₂ O; s EtOH, eth, bz, dil HNO ₃
1321	Tetracarbonyldihydroiron	Fe(CO) ₄ H ₂	12002-28-7	169.902	col liq, stab low temp	-70	dec -20			s alk
1322	Iron pentacarbonyl	Fe(CO) ₅	13463-40-6	195.896	yel oily liq; flam	-20.5	103	1.46		i H ₂ O; s eth, bz, ace
1323	Iron nonacarbonyl	Fe ₃ (CO) ₉	15321-51-4	363.781	oran-yel cry	100 dec		2.85		
1324	Iron dodecacarbonyl	Fe ₃ (CO) ₁₂	12088-65-2	503.656	dark grn cry	140		2.00		
1325	Iron arsenide	FeAs	12044-16-5	130.767	gray orth cry	1030		7.85		
1326	Iron boride (FeB)	FeB	12006-84-7	66.656	refrac solid; orth	1658		≈7		
1327	Iron boride (Fe ₂ B)	Fe ₂ B	12006-86-9	122.501	refrac solid; tetr	1389		7.3		
1328	Iron carbide	Fe ₃ C	12011-67-5	179.546	gray cub cry	1227		7.694		
1329	Iron phosphide (FeP)	FeP	26508-33-8	86.819	rhomb cry			6.07		
1330	Iron phosphide (Fe ₃ P)	Fe ₃ P	1310-43-6	142.664	gray hex needles	1370		6.8		i H ₂ O, dil acid, alk
1331	Iron phosphide (Fe ₅ P)	Fe ₅ P	12023-53-9	198.509	gray solid	1100		6.74		i H ₂ O
1332	Iron disulfide	FeS ₂	1317-66-4	119.975	blk cub cry	>600 dec		5.02		i H ₂ O
1333	Iron silicide	FeSi	12022-95-6	83.931	gray cub cry	1410		6.1		
1334	Iron disilicide	FeSi ₂	12022-99-0	112.016	gray tetr cry	1220		4.74		
1335	Iron(II) acetate	Fe(C ₂ H ₃ O ₂) ₂	3094-87-9	173.934	wh cry	190 dec				s H ₂ O
1336	Iron(II) acetate tetrahydrate	Fe(C ₂ H ₃ O ₂) ₂ · 4H ₂ O	3094-87-9*	245.994	grn cry	dec				s H ₂ O, EtOH
1337	Iron(II) aluminate	Fe(AlO ₂) ₂	12068-49-4	173.806	blk cub cry			4.3		
1338	Iron(II) arsenate	Fe ₃ (AsO ₄) ₂	10102-50-8	445.373	grn powder					i H ₂ O
1339	Iron(II) arsenate hexahydrate	Fe ₃ (AsO ₄) ₂ · 6H ₂ O	10102-50-8*	553.465	grn amorp powder	dec				i H ₂ O; s acid
1340	Iron(II) bromide	FeBr ₂	7789-46-0	215.653	yel-brn hex cry; hyg	691	dec	4.636	120 ²⁵	vs EtOH
1341	Iron(II) bromide hexahydrate	FeBr ₂ · 6H ₂ O	13463-12-2	323.744	grn hyg cry	27 dec		4.64	120 ²⁵	s EtOH
1342	Iron(II) carbonate	FeCO ₃	563-71-3	115.854	gray-brn hex cry			3.944	0.000062 ²⁰	
1343	Iron(II) chloride	FeCl ₂	7758-94-3	126.751	wh hex cry; hyg	677	1023	3.16	65.0 ²⁵	vs EtOH, ace; sl bz
1344	Iron(II) chloride dihydrate	FeCl ₂ · 2H ₂ O	16399-77-2	162.782	wh-grn monocl cry	120 dec		2.39	65.0 ²⁵	
1345	Iron(II) chloride tetrahydrate	FeCl ₂ · 4H ₂ O	13478-10-9	198.813	grn monocl cry	105 dec		1.93	65.0 ²⁵	s EtOH
1346	Iron(II) chromite	FeCr ₂ O ₄	1308-31-2	223.835	blk cub cry			5.0		
1347	Iron(II) fluoride	FeF ₂	7789-28-8	93.842	wh tetr cry	1100		4.09		sl H ₂ O; s dil HF; i EtOH, eth
1348	Iron(II) fluoride tetrahydrate	FeF ₂ · 4H ₂ O	13940-89-1	165.904	col hex cry			2.20		
1349	Iron(II) hydroxide	Fe(OH) ₂	18624-44-7	89.860	wh-grn hex cry			3.4	0.000052 ²⁰	
1350	Iron(II) iodide	FeI ₂	7783-86-0	309.654	red-viol hex cry; hyg	594		5.3		s H ₂ O, EtOH, eth
1351	Iron(II) iodide tetrahydrate	FeI ₂ · 4H ₂ O	7783-86-0*	381.716	blk hyg leaflets	90 dec		2.87		s H ₂ O, EtOH
1352	Iron(II) molybdate	FeMoO ₄	13718-70-2	215.78	brn-yel monocl cry	1115		5.6		i H ₂ O
1353	Iron(II) nitrate	Fe(NO ₃) ₂	14013-86-6	179.854	grn solid				87.5 ²⁵	
1354	Iron(II) nitrate hexahydrate	Fe(NO ₃) ₂ · 6H ₂ O	14013-86-6*	287.946	grn solid	60 dec			87.5 ²⁵	
1355	Iron(II) orthosilicate	Fe ₂ SiO ₄	10179-73-4	203.774	brn orth cry			4.30		
1356	Iron(II) oxalate dihydrate	FeC ₂ O ₄ · 2H ₂ O	6047-25-2	179.894	yel cry	150 dec		2.28	0.078 ²⁵	s acid
1357	Iron(II) oxide	FeO	1345-25-1	71.844	blk cub cry	1377		6.0		i H ₂ O, alk; s acid
1358	Iron(II) 2,4-pentanedioate	Fe(CH ₃ COCHCOCH ₃) ₂	14024-17-0	254.061	oran-brn cry	170	subl			sl bz, tol
1359	Iron(II) perchlorate	Fe(ClO ₄) ₂	13933-23-8	254.746	grn-wh hyg needles	>100 dec			210 ²⁵	
1360	Iron(II) phosphate octahydrate	Fe ₃ (PO ₄) ₂ · 8H ₂ O	14940-41-1	501.600	gray-blue monocl cry; hyg			2.58		i H ₂ O; s acid
1361	Iron(II) selenide	FeSe	1310-32-3	134.81	blk hex cry			6.7		i H ₂ O
1362	Iron(II) sulfate	FeSO ₄	7720-78-7	151.908	wh orth cry; hyg			3.65	29.5 ²⁵	
1363	Iron(II) sulfate monohydrate	FeSO ₄ · H ₂ O	17375-41-6	169.923	wh-yel monocl cry	300 dec		3.0	29.5 ²⁵	

No.	Name	Formula	CAS Reg No.	Mol. weight	Physical form	mp/°C	bp/°C	Density g cm ⁻³	Solubility g/100 g H ₂ O	Qualitative solubility
1364	Iron(II) sulfate heptahydrate	FeSO ₄ · 7H ₂ O	7782-63-0	278.014	blue-grn monocl cry	≈60 dec		1.895	29.5 ²⁵	i EtOH
1365	Iron(II) sulfide	FeS	1317-37-9	87.910	col hex or tetr cry; hyg	1188	dec	4.7		i H ₂ O; reac acid
1366	Iron(II) tantalate	Fe(TaO ₃) ₂	12140-41-9	513.737	brn tetr cry			7.33		
1367	Iron(II) tartrate	FeC ₄ H ₄ O ₆		203.916	wh cry				0.88	vs acid; s NH ₃ OH
1368	Iron(II) telluride	FeTe	12125-63-2	183.45	tetr cry	914		6.8		
1369	Iron(II) thiocyanate trihydrate	Fe(SCN) ₂ · 3H ₂ O	6010-09-9	226.055	grn monocl cry					s H ₂ O, EtOH, eth
1370	Iron(II) titanate	FeTiO ₃	12168-52-4	151.710	blk rhomb cry	≈1470		4.72		
1371	Iron(II) tungstate	FeWO ₄	13870-24-1	303.68	monocl cry			7.51		
1372	Iron(II,III) oxide	Fe ₃ O ₄	1317-61-9	231.533	blk cub cry or amorp powder	1597		5.17		i H ₂ O; s acid
1373	Iron(III) acetate, basic	FeOH(C ₂ H ₃ O ₂) ₂	10450-55-2	190.941	brn-red amorp powder					i H ₂ O; s EtOH, acid
1374	Iron(III) ammonium citrate	Fe(NH ₄) ₂ (C ₆ H ₅ O ₇) ₂	1185-57-5	488.160	red or brn pow; hyg					s H ₂ O; i EtOH
1375	Iron(III) arsenate dihydrate	FeAsO ₄ · 2H ₂ O	10102-49-5	230.795	grn-brn powder	dec		3.18		i H ₂ O; s dil acid
1376	Iron(III) bromide	FeBr ₃	10031-26-2	295.557	dark red hex cry; hyg	dec		4.5	455 ²⁵	s EtOH, eth
1377	Iron(III) chloride	FeCl ₃	7705-08-0	162.204	grn hex cry; hyg	307.6	≈316	2.90	91.2 ²⁵	s EtOH, eth, ace
1378	Iron(III) chloride hexahydrate	FeCl ₃ · 6H ₂ O	10025-77-1	270.295	yel-oran monocl cry; hyg	37 dec		1.82	91.2 ²⁵	s EtOH, eth, ace
1379	Iron(III) chromate	Fe ₂ (CrO ₄) ₃	10294-52-7	459.671	yel powder					i H ₂ O, EtOH; s acid
1380	Iron(III) citrate pentahydrate	FeC ₆ H ₅ O ₇ · 5H ₂ O	3522-50-7	335.021	red-brn cry					s H ₂ O; i EtOH
1381	Iron(III) dichromate	Fe ₂ (Cr ₂ O ₇) ₃	10294-53-8	759.654	red-brn solid					s H ₂ O, acid
1382	Iron(III) ferrocyanide	Fe ₃ [Fe(CN) ₆] ₃	14038-43-8	859.229	dark blue powder			1.80		i H ₂ O, dil acid, os
1383	Iron(III) fluoride	FeF ₃	7783-50-8	112.840	grn hex cry	>1000		3.87	5.92 ²⁵	i EtOH, eth, bz
1384	Iron(III) fluoride trihydrate	FeF ₃ · 3H ₂ O	15469-38-2	166.886	yel-brn tetr cry			2.3	5.92 ²⁵	
1385	Iron(III) formate	Fe(CHO ₂) ₃	555-76-0	190.897	red-yel cry powder					s H ₂ O; sl EtOH
1386	Iron(III) hydroxide	Fe(OH) ₃	1309-33-7	106.867	yel monocl cry			3.12		
1387	Iron(III) hydroxide oxide	FeO(OH)	20344-49-4	88.852	red-brn orth cry			4.26		i H ₂ O; s acid
1388	Iron(III) metavanadate	Fe(VO ₃) ₃	65842-03-7	352.665	gray-brn powder					i H ₂ O, EtOH; s acid
1389	Iron(III) nitrate	Fe(NO ₃) ₃	10421-48-4	241.860	cry				82.5 ²⁰	
1390	Iron(III) nitrate hexahydrate	Fe(NO ₃) ₃ · 6H ₂ O	13476-08-9	349.951	viol cub cry	35 dec			82.5 ²⁰	
1391	Iron(III) nitrate nonahydrate	Fe(NO ₃) ₃ · 9H ₂ O	7782-61-8	403.997	viol-gray hyg cry	47 dec		1.68	82.5 ²⁰	vs EtOH, ace
1392	Iron(III) oxalate	Fe ₂ (C ₂ O ₄) ₃	19469-07-9	375.747	yel amorp powder	100 dec				s H ₂ O, acid; i alk
1393	Iron(III) oxide	Fe ₂ O ₃	1309-37-1	159.688	red-brn hex cry	1539		5.25		i H ₂ O; s acid
1394	Iron(III) 2,4-pentanedioate	Fe(CH ₃ COCHCOCH ₃) ₃	14024-18-1	353.169	red-oran cry	179		5.24		sl H ₂ O; s os
1395	Iron(III) perchlorate hexahydrate	Fe(ClO ₄) ₃ · 6H ₂ O	32963-81-8	462.288	viol cry					
1396	Iron(III) phosphate dihydrate	FePO ₄ · 2H ₂ O	10045-86-0	186.847	gray-wh orth cry			2.87		i H ₂ O; s HCl
1397	Iron(III) pyrophosphate nonahydrate	Fe ₄ (P ₂ O ₇) ₃ · 9H ₂ O	10058-44-3	907.348	yel powder					i H ₂ O; s acid
1398	Iron(III) hypophosphite	Fe(H ₂ PO ₂) ₃	7783-84-8	250.811	wh-gray powder					i H ₂ O
1399	Iron(III) sodium pyrophosphate	FeNaP ₂ O ₇	10045-87-1	252.778	wh powder			1.5		i H ₂ O; s HCl
1400	Iron(III) sulfate	Fe ₂ (SO ₄) ₃	10028-22-5	399.878	gray-wh rhomb cry; hyg			3.10	440 ²⁰	sl EtOH; i ace
1401	Iron(III) sulfate nonahydrate	Fe ₂ (SO ₄) ₃ · 9H ₂ O	13520-56-4	562.015	yel hex cry	400 dec		2.1	440 ²⁰	
1402	Iron(III) thiocyanate	Fe(SCN) ₃	4119-52-2	230.092	red-viol hyg cry	dec				s H ₂ O, EtOH, ace; i tol, chl
1403	Krypton	Kr	7439-90-9	83.798	col gas	-157.37	-153.415	3.425 g/L		sl H ₂ O
1404	Krypton difluoride	KrF ₂	13773-81-4	121.795	col tetr cry	≈25 dec		3.24		reac H ₂ O
1405	Krypton fluoride hexafluoroantimonate	KrFSb ₂ F ₁₁	39578-36-4	555.299	wh solid	dec 45				
1406	Lanthanum	La	7439-91-0	138.905	silv metal; hex	920	3464	6.15		s dil acid
1407	Lanthanum aluminum oxide	LaAlO ₃	12003-65-5	213.885	wh rhom cry	trans cub 500				
1408	Lanthanum boride	LaB ₆	12008-21-8	203.771	blk cub cry; refrac	2715		4.76		
1409	Lanthanum bromate nonahydrate	LaBrO ₃ · 9H ₂ O		684.749	hex cry	dec 100		5.06		vs H ₂ O
1410	Lanthanum bromide	LaBr ₃	13536-79-3	378.617	wh hex cry; hyg	788		5.1		s H ₂ O
1411	Lanthanum carbide	LaC ₂	12071-15-7	162.926	tetr cry	2360		5.29		
1412	Lanthanum carbonate octahydrate	La ₂ (CO ₃) ₃ · 8H ₂ O	6487-39-4	601.960	wh cry powder			2.6		i H ₂ O; s dil acid
1413	Lanthanum chloride	LaCl ₃	10099-58-8	245.264	wh hex cry; hyg	858		3.84	95.7 ²⁵	
1414	Lanthanum chloride heptahydrate	LaCl ₃ · 7H ₂ O	20211-76-1	371.371	wh tricl cry; hyg	91 dec			95.7 ²⁵	s EtOH
1415	Lanthanum fluoride	LaF ₃	13709-38-1	195.900	wh hex cry; hyg	1493		5.9		i H ₂ O, acid
1416	Lanthanum hydride	LaH ₃	13864-01-2	141.929	blk cub cry			5.36		
1417	Lanthanum hydroxide	La(OH) ₃	14507-19-8	189.927	wh amorp solid	dec			0.000020 ²⁰	
1418	Lanthanum iodate	La(IO ₃) ₃	13870-19-4	663.614	col cry				1.7	
1419	Lanthanum iodide	LaI ₃	13813-22-4	519.619	wh orth cry; hyg	778		5.6		s H ₂ O
1420	Lanthanum nitrate hexahydrate	La(NO ₃) ₃ · 6H ₂ O	10277-43-7	433.011	wh hyg tricl cry	≈40 dec			200 ²⁵	vs EtOH; s ace
1421	Lanthanum nitride	LaN	25764-10-7	152.912	cub cry			6.73		

No.	Name	Formula	CAS Reg No.	Mol. weight	Physical form	mp/°C	bp/°C	Density g cm ⁻³	Solubility g/100 g H ₂ O	Qualitative solubility
1422	Lanthanum oxide	La ₂ O ₃	1312-81-8	325.809	wh amorp powder	2304	3620	6.51		i H ₂ O; s dil acid
1423	Lanthanum perchlorate hexahydrate	La(ClO ₄) ₃ · 6H ₂ O	36907-37-6	475.021	hyg col cry	dec 100				vs H ₂ O; s EtOH
1424	Lanthanum silicide	LaSi ₂	12056-90-5	195.076	gray tetr cry	1520		5.0		
1425	Lanthanum sulfate	La ₂ (SO ₄) ₃	10099-60-2	565.999	hyg wh pow	1150				sl H ₂ O
1426	Lanthanum sulfate octahydrate	La ₂ (SO ₄) ₃ · 8H ₂ O	57804-25-8	710.10	col cry	dec		2.82		sl H ₂ O
1427	Lanthanum sulfate nonahydrate	La ₂ (SO ₄) ₃ · 9H ₂ O	10294-62-9	728.136	hex cry			2.82	2.7 ²⁰	i EtOH
1428	Lanthanum monosulfide	LaS	12031-30-0	170.970	yel cub cry	2300		5.61		
1429	Lanthanum sulfide	La ₂ S ₃	12031-49-1	374.006	red cub cry	2110		4.9		
1430	Lawrencium	Lr	22537-19-5	262	metal	1627				
1431	Lead	Pb	7439-92-1	207.2	soft silv-gray metal; cub	327.462	1749	11.3		s conc acid
1432	Plumbane	PbH ₄	15875-18-0	211.2	unstab col gas		-13			
1433	Lead(II) acetate	Pb(C ₂ H ₃ O ₂) ₂	301-04-2	325.3	wh cry	280	dec	3.25	44.3 ²⁰	
1434	Lead(II) acetate trihydrate	Pb(C ₂ H ₃ O ₂) ₂ · 3H ₂ O	6080-56-4	379.3	col cry	75 dec		2.55		vs H ₂ O; sl EtOH
1435	Lead(II) acetate, basic	Pb(C ₂ H ₃ O ₂) ₂ · 2Pb(OH) ₂	1335-32-6	807.7	wh powder	dec			6.3 ⁹	
1436	Lead(II) antimonate	Pb ₃ (SbO ₄) ₂	13510-89-9	993.1	oran-yel powder			6.58		i H ₂ O, dil acid
1437	Lead(II) arsenate	Pb ₃ (AsO ₄) ₂	3687-31-8	899.4	wh cry	1042 dec		5.8		i H ₂ O; s HNO ₃
1438	Lead(II) arsenite	Pb(AsO ₂) ₂	10031-13-7	421.0	wh powder			5.85		i H ₂ O; s dil HNO ₃
1439	Lead(II) azide	Pb(N ₃) ₂	13424-46-9	291.2	col orth needles; exp	exp ≈350		4.7	0.023 ¹⁸	vs HOAc
1440	Lead(II) borate monohydrate	Pb(BO ₂) ₂ · H ₂ O	10214-39-8	310.8	wh powder	500 dec		5.6		i H ₂ O; s dil HNO ₃
1441	Lead(II) bromate monohydrate	Pb(BrO ₃) ₂ · H ₂ O	10031-21-7	481.0	col cry	≈180 dec		5.53	1.33 ²⁰	
1442	Lead(II) bromide	PbBr ₂	10031-22-8	367.0	wh orth cry	371	892	6.69	0.975 ²⁵	i EtOH
1443	Lead(II) butanoate	Pb(C ₄ H ₇ O ₂) ₂	819-73-8	381.4	col solid	≈90				i H ₂ O; s dil HNO ₃
1444	Lead(II) carbonate	PbCO ₃	598-63-0	267.2	col orth cry	≈315 dec		6.582		i H ₂ O
1445	Lead(II) carbonate, basic	Pb(OH) ₂ · 2PbCO ₃	1319-46-6	775.6	wh hex cry	400 dec		≈6.5		i H ₂ O, EtOH; s acid
1446	Lead(II) chlorate	Pb(ClO ₃) ₂	10294-47-0	374.1	col hyg cry	230 dec		3.9	144 ¹⁸	vs EtOH
1447	Lead(II) chloride	PbCl ₂	7758-95-4	278.1	wh orth needles or powder	501	951	5.98	1.08 ²⁵	s alk
1448	Lead(II) chloride fluoride	PbClF	13847-57-9	261.7	tetr cry			7.05	0.035 ²⁰	
1449	Lead(II) chlorite	Pb(ClO ₂) ₂	13453-57-1	342.1	yel monocl cry	dec 126			0.2 ²⁵	sl H ₂ O; s alk
1450	Lead(II) chromate	PbCrO ₄	7758-97-6	323.2	yel-oran monocl cry	844		6.12	0.000017 ²⁰	s alk, dil acid
1451	Lead(II) chromate(VI) oxide	PbCrO ₄ · PbO	18454-12-1	546.4	red powder					i H ₂ O
1452	Lead(II) citrate trihydrate	Pb ₃ (C ₆ H ₅ O ₇) ₂ · 3H ₂ O	512-26-5	1053.8	wh cry powder					s H ₂ O; sl EtOH
1453	Lead(II) cyanide	Pb(CN) ₂	592-05-2	259.2	wh-yel powder					sl H ₂ O; reac acid
1454	Lead(II) 2-ethylhexanoate	Pb(C ₈ H ₁₅ CO ₂) ₂	301-08-6	493.6	visc liq			1.56		
1455	Lead(II) fluoride	PbF ₂	7783-46-2	245.2	wh orth cry	830	1293	8.44	0.0670 ²⁵	
1456	Lead(II) fluoroborate	Pb(BF ₄) ₂	13814-96-5	380.8	stab only in aq soln					s H ₂ O
1457	Lead(II) formate	Pb(CHO ₂) ₂	811-54-1	297.2	wh prisms or needles	190 dec		4.63	1.6 ¹⁶	i EtOH
1458	Lead(II) hexafluoro-2,4-pentanedioate	Pb(CF ₃ COCHCOCF ₃) ₂	19648-88-5	621.3	cry	155	210			
1459	Lead(II) hydrogen arsenate	PbHAsO ₄	7784-40-9	347.1	wh monocl cry	280 dec		5.943		i H ₂ O; s HNO ₃ , alk
1460	Lead(II) hydrogen phosphate	PbHPO ₄	15845-52-0	303.2	wh monocl cry	dec		5.66		
1461	Lead(II) hydroxide	Pb(OH) ₂	19783-14-3	241.2	wh powder	145 dec		5.69	0.00012 ²⁰	s acid
1462	Lead(II) iodate	Pb(IO ₃) ₂	25659-31-8	557.0	wh orth cry			6.50	0.0025 ²⁵	
1463	Lead(II) iodide	PbI ₂	10101-63-0	461.0	yel hex cry or powder	410	872 dec	6.16	0.076 ²⁵	i EtOH
1464	Lead(II) lactate	Pb(C ₃ H ₅ O ₃) ₂	18917-82-3	385.3	wh cry powder					s H ₂ O, hot EtOH
1465	Lead(II) molybdate	PbMoO ₄	10190-55-3	367.1	yel tetr cry	≈1060		6.7		i H ₂ O; s HNO ₃ , NaOH
1466	Lead(II) niobate	Pb(NbO ₃) ₂	12034-88-7	489.0	rhomb or tetr cry	1343		6.6		i H ₂ O
1467	Lead(II) nitrate	Pb(NO ₃) ₂	10099-74-8	331.2	col cub cry	470		4.53	59.7 ²⁵	sl EtOH
1468	Lead(II) oleate	Pb(C ₁₈ H ₃₃ O ₂) ₂	1120-46-3	770.1	wax-like solid					i H ₂ O; s EtOH, bz, eth
1469	Lead(II) oxalate	PbC ₂ O ₄	814-93-7	295.2	wh powder	300 dec		5.28	0.00025 ²⁰	s dil HNO ₃
1470	Lead(II) oxide (litharge)	PbO	1317-36-8	223.2	red tetr cry	trans to massicot 489		9.35		i H ₂ O, EtOH; s dil HNO ₃
1471	Lead(II) oxide (massicot)	PbO	1317-36-8	223.2	yel orth cry	887		9.64		i H ₂ O, EtOH; s dil HNO ₃
1472	Lead(II) oxide hydrate	3PbO · H ₂ O	1311-11-1	687.6	wh powder			7.41		i H ₂ O; s dil acid
1473	Lead(II) 2,4-pentanedioate	Pb(CH ₃ COCHCOCH ₃) ₂	15282-88-9	405.4	cry	143				
1474	Lead(II) perchlorate	Pb(ClO ₄) ₂	13453-62-8	406.1	wh cry				441 ²⁵	
1475	Lead(II) perchlorate trihydrate	Pb(ClO ₄) ₂ · 3H ₂ O	13637-76-8	460.1	wh cry	100 dec		2.6	441 ²⁵	s EtOH
1476	Lead(II) phosphate	Pb ₃ (PO ₄) ₂	7446-27-7	811.5	wh hex cry	1014		7.01		i H ₂ O, EtOH

No.	Name	Formula	CAS Reg No.	Mol. weight	Physical form	mp/°C	bp/°C	Density g cm ⁻³	Solubility g/100 g H ₂ O	Qualitative solubility
1477	Lead(II) hypophosphite	Pb(H ₂ PO ₂) ₂	10294-58-3	337.2	hyg cry powder	dec				sl H ₂ O; i EtOH
1478	Lead(II) metasilicate	PbSiO ₃	10099-76-0	283.3	wh monocl cry powder	764		6.49		i H ₂ O, os
1479	Lead(II) orthosilicate	Pb ₂ SiO ₄	13566-17-1	506.5	monocl cry	743		7.60		
1480	Lead(II) hexafluorosilicate dihydrate	PbSiF ₆ · 2H ₂ O	1310-03-8	385.3	col cry	dec				vs H ₂ O
1481	Lead(II) selenate	PbSeO ₄	7446-15-3	350.2	orth cry			6.37	0.013 ²⁵	s conc acid
1482	Lead(II) selenide	PbSe	12069-00-0	286.2	gray cub cry	1078		8.1		i H ₂ O; s HNO ₃
1483	Lead(II) selenite	PbSeO ₃	7488-51-9	334.2	wh monocl cry	≈500		7.0		i H ₂ O
1484	Lead(II) sodium thiosulfate	Na ₂ Pb(S ₂ O ₃) ₂	10101-94-7	635.5	wh cry					sl H ₂ O
1485	Lead(II) stearate	Pb(C ₁₈ H ₃₅ O ₂) ₂	1072-35-1	774.1	wh powder	≈100		1.4		i H ₂ O; s hot EtOH
1486	Lead(II) sulfate	PbSO ₄	7446-14-2	303.3	orth cry	1087		6.29	0.0044 ²⁵	i acid; sl alk
1487	Lead(II) sulfide	PbS	1314-87-0	239.3	blk powder or silv cub cry	1113		7.60		i H ₂ O; s acid
1488	Lead(II) sulfite	PbSO ₃	7446-10-8	287.3	wh powder	dec				i H ₂ O; s HNO ₃
1489	Lead(II) tantalate	Pb(TaO ₃) ₂	12065-68-8	665.1	orth cry			7.9		i H ₂ O
1490	Lead(II) telluride	PbTe	1314-91-6	334.8	gray cub cry	924		8.164		i H ₂ O, acid
1491	Lead(II) thiocyanate	Pb(SCN) ₂	592-87-0	323.4	wh-yel powder			3.82	0.05 ²⁰	
1492	Lead(II) thiosulfate	PbS ₂ O ₃	13478-50-7	319.3	wh cry	dec		5.18		i H ₂ O; s acid
1493	Lead(II) titanate	PbTiO ₃	12060-00-3	303.1	yel tetr cry			7.9		i H ₂ O; reac HCl
1494	Lead(II) tungstate (stolzite)	PbWO ₄	7759-01-5	455.0	yel tetr cry	1130		8.24	0.03 ²⁰	s alk
1495	Lead(II) tungstate (raspite)	PbWO ₄	7759-01-5	455.0	monocl cry	trans 400		8.46	0.03 ²⁰	s alk
1496	Lead(II) metavanadate	Pb(VO ₃) ₂	10099-79-3	405.1	yel powder					i H ₂ O; reac HNO ₃
1497	Lead(II) zirconate	PbZrO ₃	12060-01-4	346.4	col orth cry			≈8		i H ₂ O, alk; s acid
1498	Lead(II,IV) oxide	Pb ₂ O ₃	1314-27-8	462.4	blk monocl cry or red amorp powder	530 dec		10.05		i H ₂ O; s alk; reac conc HCl
1499	Lead(II,II,IV) oxide	Pb ₃ O ₄	1314-41-6	685.6	red tetr cry	830		8.92		i H ₂ O, EtOH; s hot HCl
1500	Lead(IV) acetate	Pb(C ₂ H ₃ O ₂) ₄	546-67-8	443.4	col monocl cry	≈175		2.23		reac H ₂ O, EtOH; s bz, chl
1501	Lead(IV) bromide	PbBr ₄	13701-91-2	526.8	unstab liq					
1502	Lead(IV) chloride	PbCl ₄	13463-30-4	349.0	yel oily liq	-15	≈50 dec			
1503	Lead(IV) fluoride	PbF ₄	7783-59-7	283.2	wh tetr cry; hyg	≈600		6.7		
1504	Lead(IV) oxide	PbO ₂	1309-60-0	239.2	red tetr cry or brn powder	290 dec		9.64		
1505	Lithium	Li	7439-93-2	6.94	soft silv-wh metal	180.50	1342	0.534		reac H ₂ O
1506	Lithium acetate	LiC ₂ H ₃ O ₂	546-89-4	65.985	cry	286			45.0 ²⁵	vs EtOH
1507	Lithium acetate dihydrate	LiC ₂ H ₃ O ₂ · 2H ₂ O	6108-17-4	102.016	wh rhomb cry	58 dec		1.3	45.0 ²⁵	s EtOH
1508	Lithium aluminum hydride	LiAlH ₄	16853-85-3	37.955	gray-wh monocl cry	>125 dec		0.917		reac H ₂ O, EtOH; s eth, thf
1509	Lithium aluminum silicate	LiAlSi ₂ O ₆	12068-40-5	186.090	wh monocl cry	1430		3.188		
1510	Lithium amide	LiNH ₂	7782-89-0	22.964	tetr cry	380		1.18		reac H ₂ O
1511	Lithium arsenate	Li ₃ AsO ₄	13478-14-3	159.743	col orth cry			3.07		sl H ₂ O; s HOAc
1512	Lithium azide	LiN ₃	19597-69-4	48.961	hyg monocl cry; exp			1.83		vs H ₂ O
1513	Lithium borohydride	LiBH ₄	16949-15-8	21.784	wh-gray orth cry or powder	268	380 dec	0.66		s alk, eth, thf
1514	Lithium bromate	LiBrO ₃	13550-28-2	134.843	hyg col orth cry	260			65.4 ²⁵	vs H ₂ O
1515	Lithium bromide	LiBr	7550-35-8	86.845	wh cub cry; hyg	550	≈1300	3.464	181 ²⁵	s EtOH, eth
1516	Lithium bromide monohydrate	LiBr · H ₂ O	23303-71-1	104.860	wh orth cry	trans cub 33		3.46	145 ⁴	vs H ₂ O
1517	Lithium carbide	Li ₂ C ₂	1070-75-3	37.903	wh hyg cry			1.65		reac H ₂ O; i os
1518	Lithium carbonate	Li ₂ CO ₃	554-13-2	73.891	wh monocl cry	732	1300 dec	2.11	1.30 ²⁵	s acid; i EtOH
1519	Lithium chlorate	LiClO ₃	13453-71-9	90.392	col hyg rhom needles	127.6	300 dec	1.119	459 ²⁵	vs EtOH; sl ace
1520	Lithium chloride	LiCl	7447-41-8	42.394	wh cub cry or powder; hyg	610	1383	2.07	84.5 ²⁵	s EtOH, ace, py
1521	Lithium chloride monohydrate	LiCl · H ₂ O	16712-20-2	60.409	hyg wh tetr cry	dec 98		1.78		vs H ₂ O
1522	Lithium chromate dihydrate	Li ₂ CrO ₄ · 2H ₂ O	7789-01-7	165.906	yel orth cry; hyg	75 dec		2.15		vs H ₂ O; s EtOH
1523	Lithium citrate tetrahydrate	Li ₃ C ₆ H ₅ O ₇ · 4H ₂ O	6680-58-6	281.983	wh cry	210 (anh)			75 ²⁵	vs H ₂ O; sl EtOH
1524	Lithium cobaltite	LiCoO ₂	12190-79-3	97.873	dark gray pow					i H ₂ O
1525	Lithium cyanide	LiCN	2408-36-8	32.959	wh orth cry	160				
1526	Lithium hydride- <i>d</i>	LiD	13587-16-1	8.955	hyg wh cry	680		0.82		reac H ₂ O
1527	Lithium dichromate dihydrate	Li ₂ Cr ₂ O ₇ · 2H ₂ O	10022-48-7	265.901	yel-red hyg cry	130 dec		2.34		vs H ₂ O
1528	Lithium dihydrogen phosphate	LiH ₂ PO ₄	13453-80-0	103.928	col hyg cry	>100		2.461	126 ⁰	
1529	Lithium diisopropylamide	Li(C ₃ H ₇) ₂ N	4111-54-0	107.123	hyg col cry	dec				s eth; i hc
1530	Lithium ferrosilicon	LiFeSi	64082-35-5	90.872	dark brittle cry					reac H ₂ O
1531	Lithium fluoride	LiF	7789-24-4	25.939	wh cub cry or powder	848.2	1673	2.640	0.134 ²⁵	s acid

No.	Name	Formula	CAS Reg No.	Mol. weight	Physical form	mp/°C	bp/°C	Density g cm ⁻³	Solubility g/100 g H ₂ O	Qualitative solubility
1532	Lithium formate monohydrate	Li(CHO ₂) · H ₂ O	6108-23-2	69.974	col-wh cry			1.46		s H ₂ O
1533	Lithium hexafluoroantimonate	LiSbF ₆	18424-17-4	242.691	hyg pow	dec				
1534	Lithium hexafluoroarsenate	LiAsF ₆	29935-35-1	310.672	rhomb wh cry; hyg					
1535	Lithium hexafluorophosphate	LiPF ₆	21324-40-3	151.905	wh pow	194		2.84		
1536	Lithium hexafluorosilicate	Li ₂ SiF ₆	17347-95-4	155.958	col hex cry	dec 350				sl ace
1537	Lithium hexafluorostannate	Li ₂ SnF ₆	17029-16-2	246.582	wh pow					
1538	Lithium hydride	LiH	7580-67-8	7.949	gray cub cry or powder; hyg	692		0.78		reac H ₂ O, EtOH
1539	Lithium hydrogen carbonate	LiHCO ₃	5006-97-3	67.958	wh pow					sl H ₂ O
1540	Lithium hydroxide	LiOH	1310-65-2	23.948	col tetr cry	473	1626	1.45	12.5 ²⁵	sl EtOH
1541	Lithium hydroxide monohydrate	LiOH · H ₂ O	1310-66-3	41.964	wh monocl cry or powder			1.51	12.5 ²⁵	sl EtOH
1542	Lithium hypochlorite	LiOCl	13840-33-0	58.393	wh pow					vs H ₂ O
1543	Lithium iodate	LiIO ₃	13765-03-2	181.843	wh hyg hex cry	450		4.502	77.9 ²⁵	i EtOH
1544	Lithium iodide	LiI	10377-51-2	133.845	wh cub cry; hyg	469	1171	4.06	165 ²⁵	
1545	Lithium iodide trihydrate	LiI · 3H ₂ O	7790-22-9	187.891	wh hyg cry	73		2.38	165 ²⁵	vs EtOH, ace
1546	Lithium manganate	Li ₂ MnO ₃	12163-00-7	116.818	red-brn monocl cry			3.90		i H ₂ O
1547	Lithium metaborate	LiBO ₂	13453-69-5	49.751	wh monocl cry; hyg	844		2.18	2.6 ²⁰	sl H ₂ O; s EtOH
1548	Lithium metaborate dihydrate	LiBO ₂ · 2H ₂ O	15293-74-0	85.782	wh cry pow			1.8		s H ₂ O
1549	Lithium metaphosphate	LiPO ₃	13762-75-9	85.913	wh cry or gl solid			1.8		i H ₂ O
1550	Lithium metasilicate	Li ₂ SiO ₃	10102-24-6	89.966	wh orth needles	1201		2.52		i cold H ₂ O; reac dil acid
1551	Lithium molybdate	Li ₂ MoO ₄	13568-40-6	173.82	hyg wh cry	702		2.66	44.8 ²⁵	s H ₂ O
1552	Lithium niobate	LiNbO ₃	12031-63-9	147.845	wh hex cry	1240		4.30		
1553	Lithium nitrate	LiNO ₃	7790-69-4	68.946	col hex cry; hyg	253		2.38	102 ²⁵	s EtOH
1554	Lithium nitride	Li ₃ N	26134-62-3	34.830	red hex cry	813		1.27		reac H ₂ O
1555	Lithium nitrite	LiNO ₂	13568-33-7	52.947	wh hyg cry	222				vs H ₂ O
1556	Lithium nitrite monohydrate	LiNO ₂ · H ₂ O	13568-33-7*	70.962	col needles	>100		1.615	139.5 ²⁵	vs H ₂ O, EtOH
1557	Lithium orthosilicate	LiSiO ₄	13453-84-4	99.025	wh rhom cry	1256		2.39		
1558	Lithium oxalate	Li ₂ C ₂ O ₄	30903-87-8	101.901	col cry	dec		2.121 ¹⁷		s H ₂ O; i EtOH, eth
1559	Lithium phosphate	Li ₃ PO ₄	10377-52-3	115.794	wh orth cry	1205		2.46	0.027 ²⁵	
1560	Lithium oxide	Li ₂ O	12057-24-8	29.881	wh cub cry	1438		2.013		
1561	Lithium perchlorate	LiClO ₄	7791-03-9	106.392	wh orth cry or powder	236	430 dec	2.428	58.7 ²⁵	s EtOH, ace, eth
1562	Lithium perchlorate trihydrate	LiClO ₄ · 3H ₂ O	13453-78-6	160.438	wh hex cry	95 dec		1.84		vs H ₂ O, EtOH, ace; i eth
1563	Lithium peroxide	Li ₂ O ₂	12031-80-0	45.881	wh hex cry			2.31		s H ₂ O; i EtOH
1564	Lithium selenate monohydrate	Li ₂ SeO ₄ · H ₂ O	7790-71-8	174.86	monocl cry			2.56		vs H ₂ O
1565	Lithium selenite monohydrate	Li ₂ SeO ₃ · H ₂ O	15593-51-8	158.86	hyg cry					
1566	Lithium stearate	LiC ₁₈ H ₃₅ O ₂	4485-12-5	290.411	cry	≈220				
1567	Lithium sulfate	Li ₂ SO ₄	10377-48-7	109.945	wh monocl cry; hyg	860		2.21	34.2 ²⁵	
1568	Lithium sulfate monohydrate	Li ₂ SO ₄ · H ₂ O	10102-25-7	127.960	col cry	130 dec		2.06	34.2 ²⁵	sl EtOH
1569	Lithium sulfide	Li ₂ S	12136-58-2	45.947	wh cub cry; hyg	1372		1.64		
1570	Lithium tantalate	LiTaO ₃	12031-66-2	235.887	wh pow	1650				
1571	Lithium tetraborate	Li ₂ B ₄ O ₇	12007-60-2	169.122	wh tetr cry	917			2.9 ²⁰	sl H ₂ O
1572	Lithium tetraborate pentahydrate	Li ₂ B ₄ O ₇ · 5H ₂ O	1303-94-2	259.198	wh cry pow	dec 200				vs H ₂ O; i EtOH
1573	Lithium tetracyanoplatinate pentahydrate	Li ₂ Pt(CN) ₄ · 5H ₂ O	14402-73-4	403.112	grn-yel cry					sl H ₂ O
1574	Lithium tetrafluoroborate	LiBF ₄	14283-07-9	93.746	hyg wh pow	dec				vs H ₂ O
1575	Lithium thiocyanate	LiSCN	556-65-0	65.024	wh hyg cry				120 ²⁵	
1576	Lithium titanate	Li ₂ TiO ₃	12031-82-2	109.747	wh pow	1325				i H ₂ O
1577	Lithium tungstate	Li ₂ WO ₄	13568-45-1	261.72	wh trig pow	740		3.71		s H ₂ O
1578	Lithium vanadate	LiVO ₃	15060-59-0	105.881	yel pow		subl 1400			
1579	Lithium zirconate	Li ₂ ZrO ₃	12031-83-3	153.104	wh solid					
1580	Lutetium	Lu	7439-94-3	174.967	silv metal; hex	1663	3402	9.84		s dil acid
1581	Lutetium boride	LuB ₄	12688-52-7	218.211	tetr cry	2600		≈7.0		
1582	Lutetium bromide	LuBr ₃	14456-53-2	414.679	wh hyg cry	1025				vs H ₂ O
1583	Lutetium chloride	LuCl ₃	10099-66-8	281.326	wh monocl cry; hyg	925		3.98		s H ₂ O
1584	Lutetium chloride hexahydrate	LuCl ₃ · 6H ₂ O	15230-79-2	389.417	col cry	dec 150				s H ₂ O, EtOH
1585	Lutetium fluoride	LuF ₃	13760-81-1	231.962	orth cry	1182	2200	8.3		i H ₂ O
1586	Lutetium iodide	LuI ₃	13813-45-1	555.680	brn hex cry; hyg	1050		≈5.6		vs H ₂ O
1587	Lutetium iron oxide	Lu ₂ Fe ₅ O ₁₂	12023-71-1	996.119	cry					
1588	Lutetium nitrate	Lu(NO ₃) ₃	10099-67-9	360.982	hyg col solid					s H ₂ O, EtOH
1589	Lutetium nitride	LuN	12125-25-6	188.974	cub cry			11.6		

No.	Name	Formula	CAS Reg No.	Mol. weight	Physical form	mp/°C	bp/°C	Density g cm ⁻³	Solubility g/100 g H ₂ O	Qualitative solubility
1590	Lutetium oxide	Lu ₂ O ₃	12032-20-1	397.932	wh cub cry or powder	2427	3980	9.41		
1591	Lutetium perchlorate hexahydrate	Lu(ClO ₄) ₃ · 6H ₂ O	14646-29-8	581.410	col cry	dec 350 (anh)				s H ₂ O, MeOH
1592	Lutetium sulfate	Lu ₂ (SO ₄) ₃	14986-89-1	638.122	wh pow	dec >850				vs H ₂ O
1593	Lutetium sulfate octahydrate	Lu ₂ (SO ₄) ₃ · 8H ₂ O	13473-77-3	782.244	col cry				42.3 ²⁰	s H ₂ O
1594	Lutetium sulfide	Lu ₂ S ₃	12163-20-1	446.129	gray rhomb cry	1750 dec		6.26		
1595	Lutetium telluride	Lu ₂ Te ₃	12163-22-3	732.73	orth cry			7.8		
1596	Magnesium	Mg	7439-95-4	24.305	silv-wh metal	650	1090	1.74		s dil acid
1597	Magnesium acetate	Mg(C ₂ H ₃ O ₂) ₂	142-72-3	142.394	wh orth/monocl cry	323 dec		1.50	65.6 ²⁵	
1598	Magnesium acetate monohydrate	Mg(C ₂ H ₃ O ₂) · H ₂ O	60582-92-5	160.409	orth cry			1.55		
1599	Magnesium acetate tetrahydrate	Mg(C ₂ H ₃ O ₂) ₂ · 4H ₂ O	16674-78-5	214.454	col monocl cry; hyg	80 dec		1.45	65.6 ²⁵	vs EtOH
1600	Magnesium aluminate	Mg(AlO ₂) ₂	12068-51-8	142.266	col cub cry	2105		3.55		i H ₂ O
1601	Magnesium aluminum silicate	Mg ₃ Al ₂ (AlSi ₅ O ₁₈)	1302-88-1	584.953	blue cry			2.6		
1602	Magnesium amide	Mg(NH ₂) ₂	7803-54-5	56.350	wh powder; flam	dec		1.39		reac H ₂ O
1603	Magnesium ammonium phosphate hexahydrate	MgNH ₄ PO ₄ · 6H ₂ O	13478-16-5	245.407	wh pow	dec		1.71		i H ₂ O, EtOH; s acid
1604	Magnesium antimonide	Mg ₃ Sb ₂	12057-75-9	316.435	hex cry	1245		3.99		
1605	Magnesium arsenide	Mg ₃ As ₂	12044-49-4	222.758	solid	≈1200		3.15		i H ₂ O
1606	Magnesium diboride	MgB ₂	12007-25-9	45.927	hex cry	800 dec		2.57		
1607	Magnesium hexaboride	MgB ₆	12008-22-9	89.171	refrac solid	1100 dec				i H ₂ O
1608	Magnesium dodecaboride	MgB ₁₂	12230-32-9	154.037	refrac solid	1300 dec				
1609	Magnesium bromate hexahydrate	Mg(BrO ₃) ₂ · 6H ₂ O	7789-36-8	388.201	col cub cry	200 dec		2.29	98 ²⁵	
1610	Magnesium bromide	MgBr ₂	7789-48-2	184.113	wh hex cry; hyg	711		3.72	102 ²⁵	
1611	Magnesium bromide hexahydrate	MgBr ₂ · 6H ₂ O	13446-53-2	292.204	col monocl cry	165 dec		2.0	102 ²⁵	s EtOH
1612	Magnesium carbonate	MgCO ₃	546-93-0	84.314	wh hex cry	990		3.010	0.18 ²⁰	i EtOH; s acid
1613	Magnesium carbonate dihydrate	MgCO ₃ · 2H ₂ O	5145-48-2	120.345	col tricr cry			2.8		i H ₂ O, ace, NH ₄ OH
1614	Magnesium carbonate trihydrate	MgCO ₃ · 3H ₂ O	14457-83-1	138.360	col monocl cry	165		1.8	0.18 ¹⁶	
1615	Magnesium carbonate pentahydrate	MgCO ₃ · 5H ₂ O	61042-72-6	174.390	wh monocl cry	dec >400		3.04	0.38 ¹⁶	
1616	Magnesium carbonate hydroxide tetrahydrate	4MgCO ₃ · Mg(OH) ₂ · 4H ₂ O	39409-82-0	467.636	wh monocl cry			2.3		
1617	Magnesium carbonate hydroxide pentahydrate	4MgCO ₃ · Mg(OH) ₂ · 5H ₂ O	56378-72-4	485.652	wh pow	dec 700				i H ₂ O; s dil acid; i EtOH
1618	Magnesium carbonate dihydroxide trihydrate	MgCO ₃ · Mg(OH) ₂ · 3H ₂ O	12143-96-3	196.680	wh monocl cry	dec		2.04		
1619	Magnesium chlorate hexahydrate	Mg(ClO ₃) ₂ · 6H ₂ O	13446-19-0	299.299	wh hyg cry	≈35 dec		1.80	142 ²⁵	sl EtOH
1620	Magnesium chloride	MgCl ₂	7786-30-3	95.211	wh hex leaflets; hyg	714	1412	2.325	56.0 ²⁵	
1621	Magnesium chloride hexahydrate	MgCl ₂ · 6H ₂ O	7791-18-6	203.302	wh hyg cry	≈100 dec		1.56	56.0 ²⁵	s EtOH
1622	Magnesium chromate heptahydrate	MgCrO ₄ · 7H ₂ O	13423-61-5*	266.405	yel rhom cry			1.695	54.8 ²⁵	
1623	Magnesium chromite	MgCr ₂ O ₄	12053-26-8	192.295	deep grn cry	2390		4.4		
1624	Magnesium citrate	Mg ₃ (C ₆ H ₅ O ₇) ₂	3344-18-1	451.114	wh cry					sl H ₂ O
1625	Magnesium citrate tetradecahydrate	Mg ₃ (C ₆ H ₅ O ₇) ₂ · 14H ₂ O	3344-18-1*	703.328	wh cry pow					sl H ₂ O; s acid
1626	Magnesium fluoride	MgF ₂	7783-40-6	62.302	wh tetr cry	1263	2227	3.148	0.013 ²⁵	
1627	Magnesium formate dihydrate	Mg(CHO ₂) ₂ · 2H ₂ O	6150-82-9	150.370	wh cry	dec				s H ₂ O; i EtOH
1628	Magnesium germanate	Mg ₂ GeO ₄	12025-13-7	185.25	wh prec					i H ₂ O
1629	Magnesium germanide	Mg ₂ Ge	1310-52-7	121.25	cub cry	1117		3.09		
1630	Magnesium hydride	MgH ₂	7693-27-8	26.321	wh tetr cry	327		1.45		reac H ₂ O
1631	Magnesium hydrogen phosphate trihydrate	MgHPO ₄ · 3H ₂ O	7757-86-0	174.331	wh powder	550 dec		2.13		sl H ₂ O; s dil acid
1632	Magnesium hydroxide	Mg(OH) ₂	1309-42-8	58.320	wh hex cry	350		2.37	0.00069 ²⁰	s dil acid
1633	Magnesium iodate tetrahydrate	Mg(IO ₃) ₂ · 4H ₂ O	7790-32-1*	446.172	col monocl cry	210 dec		3.3	11.1 ²⁵	
1634	Magnesium iodide	MgI ₂	10377-58-9	278.114	wh hex cry; hyg	634		4.43	146 ²⁵	
1635	Magnesium iodide hexahydrate	MgI ₂ · 6H ₂ O	66778-21-0	386.205	wh monocl cry			2.35		
1636	Magnesium iodide octahydrate	MgI ₂ · 8H ₂ O	7790-31-0	422.236	wh orth cry; hyg	41 dec		2.10	146 ²⁵	s EtOH
1637	Magnesium metaborate octahydrate	Mg(BO ₂) ₂ · 8H ₂ O	13703-82-7*	254.047	wh pow	988 (anh)				sl H ₂ O
1638	Magnesium metasilicate	MgSiO ₃	13776-74-4	100.389	wh monocl cry	≈1550 dec		3.19		i H ₂ O; sl HF
1639	Magnesium metatitanate	MgTiO ₃	12032-30-3	120.170	col hex cry	1565		3.85		
1640	Magnesium molybdate	MgMoO ₄	12013-21-7	184.24	wh pow	≈1060		2.2	15.9 ²⁵	s H ₂ O
1641	Magnesium nitrate	Mg(NO ₃) ₂	10377-60-3	148.314	wh cub cry			≈2.3	71.2 ²⁵	
1642	Magnesium nitrate dihydrate	Mg(NO ₃) ₂ · 2H ₂ O	15750-45-5	184.345	wh cry	≈100 dec		1.45	71.2 ²⁵	s EtOH
1643	Magnesium nitrate hexahydrate	Mg(NO ₃) ₂ · 6H ₂ O	13446-18-9	256.406	col monocl cry; hyg	≈95 dec		1.46	71.2 ²⁵	s EtOH
1644	Magnesium nitride	Mg ₃ N ₂	12057-71-5	100.928	yel cub cry	≈1500 dec		2.71		
1645	Magnesium nitrite trihydrate	Mg(NO ₂) ₂ · 3H ₂ O	15070-34-5	170.362	wh hyg prisms	100 dec			129.9 ²⁵	s EtOH
1646	Magnesium orthosilicate	Mg ₂ SiO ₄	26686-77-1	140.694	wh orth cry	1897		3.21		i H ₂ O

No.	Name	Formula	CAS Reg No.	Mol. weight	Physical form	mp/°C	bp/°C	Density g cm ⁻³	Solubility g/100 g H ₂ O	Qualitative solubility
1647	Magnesium orthotitanate	Mg ₂ TiO ₄	12032-52-9	160.475	wh cub cry	1840		3.53		
1648	Magnesium oxalate	MgC ₂ O ₄	547-66-0	112.324	wh powder				0.038 ²⁵	
1649	Magnesium oxalate dihydrate	MgC ₂ O ₄ · 2H ₂ O	6150-88-5	148.354	wh powder				0.038 ²⁵	i EtOH; s dil acid
1650	Magnesium oxide	MgO	1309-48-4	40.304	wh cub cry	2825	3600	3.6		sl H ₂ O; i EtOH
1651	Magnesium perborate heptahydrate	Mg(BO ₃) ₂ · 7H ₂ O	14635-87-1	268.030	wh pow					sl H ₂ O
1652	Magnesium perchlorate	Mg(ClO ₄) ₂	10034-81-8	223.206	wh hyg powder	250 dec		2.2	100 ²⁵	
1653	Magnesium perchlorate hexahydrate	Mg(ClO ₄) ₂ · 6H ₂ O	13446-19-0	331.298	wh hyg cry	190 dec		1.98	100 ²⁵	s EtOH
1654	Magnesium permanganate hexahydrate	Mg(MnO ₄) ₂ · 6H ₂ O	10377-62-5	370.268	blue-blk cry	dec		2.18		s H ₂ O
1655	Magnesium peroxide	MgO ₂	1335-26-8	56.304	wh cub cry	100 dec		≈3.0		i H ₂ O; s dil acid
1656	Magnesium phosphate pentahydrate	Mg ₃ (PO ₄) ₂ · 5H ₂ O	7757-87-1*	352.934	wh cry	400 dec			0.00009 ²⁰	s dil acid
1657	Magnesium phosphate octahydrate	Mg ₃ (PO ₄) ₂ · 8H ₂ O	13446-23-6	406.980	wh monocl cry			2.17	0.00009 ²⁰	s acid
1658	Magnesium pyrophosphate	Mg ₂ P ₂ O ₇	13446-24-7	222.553	col monocl plates	1395		2.56		
1659	Magnesium pyrophosphate trihydrate	Mg ₂ P ₂ O ₇ · 3H ₂ O	10102-34-8	276.600	wh powder	100 dec		2.56		i H ₂ O; s acid
1660	Magnesium phosphide	Mg ₃ P ₂	12057-74-8	134.863	yel cub cry			2.06		reac H ₂ O
1661	Magnesium selenate hexahydrate	MgSeO ₄ · 6H ₂ O	13446-28-1	275.35	wh monocl cry			1.928	55.5 ²⁵	
1662	Magnesium selenide	MgSe	1313-04-8	103.27	brn cub cry			4.2		reac H ₂ O
1663	Magnesium selenite hexahydrate	MgSeO ₃ · 6H ₂ O	15593-61-0	259.36	col hex cry			2.09		i H ₂ O; s dil acid
1664	Magnesium hexafluorosilicate hexahydrate	MgSiF ₆ · 6H ₂ O	60950-56-3	274.472	wh cry	120 dec		1.79	39.3 ¹⁸	i EtOH
1665	Magnesium silicide	Mg ₂ Si	22831-39-6	76.696	gray cub cry	1102		1.99		reac H ₂ O
1666	Magnesium stannide	Mg ₂ Sn	1313-08-2	167.320	blue cub cry	771		3.60		s H ₂ O, dil HCl
1667	Magnesium sulfate	MgSO ₄	7487-88-9	120.368	col orth cry	1137		2.66	35.7 ²⁵	
1668	Magnesium sulfate monohydrate	MgSO ₄ · H ₂ O	14168-73-1	138.383	col monocl cry	150 dec		2.57	35.7 ²⁵	
1669	Magnesium sulfate heptahydrate	MgSO ₄ · 7H ₂ O	10034-99-8	246.474	col orth cry	150 dec		1.67	35.7 ²⁵	sl EtOH
1670	Magnesium sulfide	MgS	12032-36-9	56.370	red-brn cub cry	2226		2.68		reac H ₂ O
1671	Magnesium sulfite trihydrate	MgSO ₃ · 3H ₂ O	19086-20-5	158.414	col orth cry			2.12	0.79 ²⁵	
1672	Magnesium sulfite hexahydrate	MgSO ₃ · 6H ₂ O	13446-29-2	212.460	wh hex cry	200 dec		1.72	0.79 ²⁵	i EtOH
1673	Magnesium tetrahydrogen phosphate dihydrate	Mg(H ₂ PO ₄) ₂ · 2H ₂ O	15609-80-0	254.311	wh hyg cry	dec 90				s H ₂ O; i EtOH
1674	Magnesium thiocyanate tetrahydrate	Mg(SCN) ₂ · 4H ₂ O	306-61-6	212.531	wh hyg cry					vs H ₂ O, EtOH
1675	Magnesium thiosulfate hexahydrate	MgS ₂ O ₃ · 6H ₂ O	13446-30-5	244.525	col cry	170 dec		1.82	93 ²⁵	i EtOH
1676	Magnesium trisilicate	Mg ₃ Si ₂ O ₈	14987-04-3	260.862	wh powder					i H ₂ O, EtOH
1677	Magnesium tungstate	MgWO ₄	13573-11-0	272.14	wh monocl cry			6.89	0.016 ²⁰	i EtOH
1678	Magnesium vanadate	Mg ₂ V ₂ O ₇	13568-63-3	262.489	tricl cry			3.1		
1679	Magnesium zirconate	MgZrO ₃	12032-31-4	163.527	col cry	2060		4.23		
1680	Magnesium zirconium silicate	MgO · ZrO ₂ · SiO ₂	52110-05-1	223.612	wh solid					i H ₂ O, alk; sl acid
1681	Manganese	Mn	7439-96-5	54.938	hard gray metal	1246	2061	7.3		s dil acids
1682	Manganocene	Mn(C ₂ H ₂) ₂	1271-27-8	185.124	yel-brn cry	173				s py, thf; sl bz
1683	Manganese antimonide (MnSb)	MnSb	12032-82-5	176.698	hex cry	840		6.9		
1684	Manganese antimonide (Mn ₂ Sb)	Mn ₂ Sb	12032-97-2	231.636	tetr cry	948		7.0		
1685	Manganese boride (MnB)	MnB	12045-15-7	65.749	orth cry	1890		6.45		
1686	Manganese boride (MnB ₂)	MnB ₂	12228-50-1	76.560	hex cry	1827		5.3		
1687	Manganese boride (Mn ₂ B)	Mn ₂ B	12045-16-8	120.687	red-brn tetr cry	1580		7.20		
1688	Manganese carbide	Mn ₃ C	12266-65-8	176.825	refrac solid	1520		6.89		
1689	Manganese carbonyl	Mn ₅ (CO) ₁₀	10170-69-1	389.977	yel monocl cry	154		1.75		i H ₂ O; s os
1690	Manganese pentacarbonyl bromide	Mn(CO) ₅ Br	14516-54-2	274.893	oran-yel cry					s os
1691	Manganese phosphide (MnP)	MnP	12032-78-9	85.912	orth cry	1147		5.49		
1692	Manganese phosphide (Mn ₂ P)	Mn ₂ P	12333-54-9	140.850	hex cry	1327		6.0		
1693	Manganese silicide	MnSi ₂	12032-86-9	111.109	gray solid	1152 dec				
1694	Manganese(II) acetate tetrahydrate	Mn(C ₂ H ₃ O ₂) ₂ · 4H ₂ O	6156-78-1	245.087	red monocl cry	80		1.59		s H ₂ O, EtOH
1695	Manganese(II) bromide	MnBr ₂	13446-03-2	214.746	pink hex cry	698		4.385	151 ²⁵	
1696	Manganese(II) bromide tetrahydrate	MnBr ₂ · 4H ₂ O	10031-20-6	286.808	red hyg cry	64 dec			151 ²⁵	
1697	Manganese(II) carbonate	MnCO ₃	598-62-9	114.947	pink hex cry	>200 dec		3.70	0.00008 ²⁰	s dil acid
1698	Manganese(II) chloride	MnCl ₂	7773-01-5	125.844	pink trig cry; hyg	650	1190	2.977	77.3 ²⁵	s py, EtOH; i eth
1699	Manganese(II) chloride tetrahydrate	MnCl ₂ · 4H ₂ O	13446-34-9	197.906	red monocl cry; hyg	87.5		1.913	77.3 ²⁵	s EtOH; i eth
1700	Manganese(II) dihydrogen phosphate dihydrate	Mn(H ₂ PO ₄) ₂ · 2H ₂ O	18718-07-5	284.944	col hyg cry					s H ₂ O; i EtOH
1701	Manganese(II) fluoride	MnF ₂	7782-64-1	92.935	red tetr cry	900		3.98	1.02 ²⁵	i EtOH
1702	Manganese(II) hydroxide	Mn(OH) ₂	18933-05-6	88.953	pink hex cry	dec		3.26	0.00034 ²⁰	
1703	Manganese(II) hypophosphite monohydrate	Mn(H ₂ PO ₂) ₂ · H ₂ O	10043-84-2	202.931	pink cry	>250			15 ²⁰	s H ₂ O
1704	Manganese(II) iodide	MnI ₂	7790-33-2	308.747	wh hex cry; hyg	638		5.04		s H ₂ O, EtOH

No.	Name	Formula	CAS Reg No.	Mol. weight	Physical form	mp/°C	bp/°C	Density g cm ⁻³	Solubility g/100 g H ₂ O	Qualitative solubility
1705	Manganese(II) iodide tetrahydrate	MnI ₂ · 4H ₂ O	7790-33-2*	380.809	red cry					vs H ₂ O; s EtOH
1706	Manganese(II) metasilicate	MnSiO ₃	7759-00-4	131.022	red orth cry	1291		3.48		i H ₂ O
1707	Manganese(II) molybdate	MnMoO ₄	14013-15-1	214.88	yel monocl cry			4.05		
1708	Manganese(II) nitrate	Mn(NO ₃) ₂	10377-93-2	178.947	col orth cry; hyg			2.2	161 ²⁵	s diox, thf
1709	Manganese(II) nitrate tetrahydrate	Mn(NO ₃) ₂ · 4H ₂ O	20694-39-7	251.009	pink hyg cry	37.1 dec		2.13	161 ²⁵	s EtOH
1710	Manganese(II) nitrate hexahydrate	Mn(NO ₃) ₂ · 6H ₂ O	10377-66-9	287.039	rose monocl cry	28 dec		1.8	161 ²⁵	vs EtOH
1711	Manganese(II) orthosilicate	Mn ₂ SiO ₄	13568-32-6	201.960	orth cry			4.11		i H ₂ O
1712	Manganese(II) oxalate dihydrate	MnC ₂ O ₄ · 2H ₂ O	6556-16-7	178.987	wh cry powder	150 dec		2.45	0.032 ²⁰	s acid
1713	Manganese(II) oxide	MnO	1344-43-0	70.937	grn cub cry or powder	1842		5.37		i H ₂ O; s acid
1714	Manganese(II) perchlorate hexahydrate	Mn(ClO ₄) ₂ · 6H ₂ O	15364-94-0	361.931	pink hex cry			2.10		
1715	Manganese(II) pyrophosphate	Mn ₂ P ₂ O ₇	53731-35-4	283.819	wh monocl cry	1196		3.71		i H ₂ O
1716	Manganese(II) selenide	MnSe	1313-22-0	133.90	gray cub cry	1460		5.45		i H ₂ O
1717	Manganese(II) sulfate	MnSO ₄	7785-87-7	151.001	wh orth cry	700	850 dec	3.25	63.7 ²⁵	
1718	Manganese(II) sulfate monohydrate	MnSO ₄ · H ₂ O	10034-96-5	169.016	red monocl cry			2.95	63.7 ²⁵	i EtOH
1719	Manganese(II) sulfate tetrahydrate	MnSO ₄ · 4H ₂ O	10101-68-5	223.062	red monocl cry	38 dec		2.26	63.7 ²⁵	i EtOH
1720	Manganese(II) sulfide (α form)	MnS	18820-29-6	87.003	grn cub cry	1610		4.0		i H ₂ O; s dil acid
1721	Manganese(II) sulfide (β form)	MnS	18820-29-6	87.003	red cub cry			3.3		i H ₂ O; s dil acid
1722	Manganese(II) sulfide (γ form)	MnS	18820-29-6	87.003	red hex cry			≈3.3		i H ₂ O; s dil acid
1723	Manganese(II) telluride	MnTe	12032-88-1	182.54	hex cry	≈1150		6.0		
1724	Manganese(II) tetraborate octahydrate	MnB ₄ O ₇ · 8H ₂ O	12228-91-0	354.300	red solid					i H ₂ O, EtOH; s dil acid
1725	Manganese(II) titanate	MnTiO ₃	12032-74-5	150.803	red hex cry	1360		4.55		
1726	Manganese(II) tungstate	MnWO ₄	13918-22-4	302.78	wh monocl cry			7.2	0.0054 ²⁰	
1727	Manganese(II,III) oxide	Mn ₃ O ₄	1317-35-7	228.812	brn tetr cry	1567		4.84		i H ₂ O; s HCl
1728	Manganese(III) acetate dihydrate	Mn(C ₂ H ₃ O ₂) ₃ · 2H ₂ O	19513-05-4	268.100	brn cry					s eth, HOAc
1729	Manganese(III) fluoride	MnF ₃	7783-53-1	111.933	red monocl cry; hyg	>600 dec		3.54		reac H ₂ O
1730	Manganese(III) hydroxide	MnO(OH)	1332-63-4	87.945	blk monocl cry	250 dec		≈4.3		i H ₂ O
1731	Manganese(III) oxide	Mn ₂ O ₃	1317-34-6	157.874	blk cub cry	1080 dec		≈5.0		i H ₂ O
1732	Manganese(IV) oxide	MnO ₂	1313-13-9	86.937	blk tetr cry	535 dec		5.08		i H ₂ O, HNO ₃
1733	Manganese(VII) oxide	Mn ₂ O ₇	12057-92-0	221.872	grn oil; exp	5.9	95 exp	2.40		vs H ₂ O
1734	Mendelevium	Md	7440-11-1	258	metal	827				
1735	Mercury	Hg	7439-97-6	200.59	heavy silv liq	-38.829	356.619	13.5336		i H ₂ O
1736	Dimethyl mercury	Hg(CH ₃) ₂	593-74-8	230.66	liq		93	3.17		i H ₂ O; vs EtOH, eth
1737	Mercury(I) acetate	Hg ₂ (C ₂ H ₃ O ₂) ₂	631-60-7	519.27	col scales	dec				sl H ₂ O; i EtOH, eth
1738	Mercury(I) bromate	Hg ₂ (BrO ₃) ₂	13465-33-3	656.98	col cry	dec				i H ₂ O; sl acid
1739	Mercury(I) bromide	Hg ₂ Br ₂	15385-58-7	560.99	wh tetr cry or powder	345 dec		7.307		i H ₂ O, EtOH, eth
1740	Mercury(I) carbonate	Hg ₂ CO ₃	6824-78-8	461.19	yel-brn cry	130 dec			0.0000045	i EtOH
1741	Mercury(I) chlorate	Hg ₂ (ClO ₃) ₂	10294-44-7	568.08	wh rhom cry	≈250 dec		6.409		sl H ₂ O; s EtOH
1742	Mercury(I) chloride	Hg ₂ Cl ₂	10112-91-1	472.09	wh tetr cry	525 tp	383 sp	7.16	0.0004 ²⁵	i EtOH, eth
1743	Mercury(I) chromate	Hg ₂ CrO ₄	13465-34-4	517.17	brn-red solid					i H ₂ O EtOH; s conc HNO ₃
1744	Mercury(I) fluoride	Hg ₂ F ₂	13967-25-4	439.18	yel cub cry	570 dec	subl	8.73		reac H ₂ O
1745	Mercury(I) iodate	Hg ₂ (IO ₃) ₂	13465-35-5	750.99	yel-wh pow	dec 175			0.0032 ²⁰	
1746	Mercury(I) iodide	Hg ₂ I ₂	15385-57-6	654.99	yel amorp powder	290		7.70		i H ₂ O, EtOH, eth
1747	Mercury(I) nitrate	Hg ₂ (NO ₃) ₂	10415-75-5	525.19	cry					sl H ₂ O
1748	Mercury(I) nitrate dihydrate	Hg ₂ (NO ₃) ₂ · 2H ₂ O	14836-60-3	561.22	col cry	70 dec		4.8		sl H ₂ O
1749	Mercury(I) nitrite	Hg ₂ (NO ₂) ₂	13492-25-6	493.19	yel cry	100 dec		7.3		reac H ₂ O
1750	Mercury(I) oxalate	Hg ₂ C ₂ O ₄	2949-11-3	489.20	cry					i H ₂ O; sl HNO ₃
1751	Mercury(I) oxide	Hg ₂ O	15829-53-5	417.18	prob mixture of HgO+Hg	100 dec		9.8		i H ₂ O; s HNO ₃
1752	Mercury(I) perchlorate tetrahydrate	Hg ₂ (ClO ₄) ₂ · 4H ₂ O	65202-12-2	672.14	cry	64			442 ²⁵	
1753	Mercury(I) sulfate	Hg ₂ SO ₄	7783-36-0	497.24	wh-yel cry powder			7.56	0.051 ²⁵	s dil HNO ₃
1754	Mercury(I) sulfide	Hg ₂ S	51595-71-2	433.25	unstab blk pow	dec				i H ₂ O
1755	Mercury(I) thiocyanate	Hg ₂ (SCN) ₂	13465-37-7	517.34	col powder	dec			0.03 ²⁵	s HCl, KCNS
1756	Mercury(I) tungstate	Hg ₂ WO ₄	38705-19-0	649.02	yel amorp solid	dec				i H ₂ O, EtOH
1757	Mercury(II) acetate	Hg(C ₂ H ₃ O ₂) ₂	1600-27-7	318.68	wh-yel cry or powder	179 dec		3.28	25 ¹⁰	s EtOH
1758	Mercury(II) amide chloride	Hg(NH ₂)Cl	10124-48-8	252.07	wh solid		subl	5.38		i H ₂ O, EtOH; s warm acid
1759	Mercury(II) benzoate monohydrate	Hg(C ₆ H ₅ O ₂) ₂ · H ₂ O	32839-04-6	460.83	wh cry	165			1.2 ¹⁵	sl EtOH
1760	Mercury(II) bromate	Hg(BrO ₃) ₂	26522-91-8	456.39	cry	130 dec			0.15	s acid
1761	Mercury(II) bromide	HgBr ₂	7789-47-1	360.40	wh rhomb cry or powder	241	318	6.05	0.61 ²⁵	sl chl; s EtOH, MeOH
1762	Mercury(II) chlorate	Hg(ClO ₃) ₂	13465-30-0	367.49	wh needles	dec		4.998	25	

No.	Name	Formula	CAS Reg No.	Mol. weight	Physical form	mp/°C	bp/°C	Density g cm ⁻³	Solubility g/100 g H ₂ O	Qualitative solubility
1763	Mercury(II) chloride	HgCl ₂	7487-94-7	271.50	wh orth cry	277	304	5.6	7.31 ²⁵	sl bz; s EtOH, MeOH, ace, eth
1764	Mercury(II) chromate	HgCrO ₄	13444-75-2	316.58	red monocl cry			6.06		sl H ₂ O
1765	Mercury(II) cyanide	Hg(CN) ₂	592-04-1	252.62	col tetr cry	320 dec		4.00	11.4 ²⁵	s EtOH; sl eth
1766	Mercury(II) dichromate	HgCr ₂ O ₇	7789-10-8	416.58	red cry powder					i H ₂ O; s acid
1767	Mercury(II) fluoride	HgF ₂	7783-39-3	238.59	wh cub cry; hyg	645 dec		8.95		reac H ₂ O
1768	Mercury(II) fulminate	Hg(CNO) ₂	628-86-4	284.62	gray cry	exp		4.42		sl H ₂ O; s EtOH, NH ₄ OH
1769	Mercury(II) hydrogen arsenate	HgHAsO ₄	7784-37-4	340.52	yel powder					i H ₂ O; s acid
1770	Mercury(II) iodate	Hg(IO ₃) ₂	7783-32-6	550.40	wh powder	175 dec				i H ₂ O
1771	Mercury(II) iodide (yellow)	HgI ₂	7774-29-0	454.40	yel tetr cry or powder	256	351	6.28	0.0055 ²⁵	sl EtOH, ace, eth
1772	Mercury(II) iodide (red)	HgI ₂	7774-29-0	454.40	red pow	trans to yel 127			0.006 ²⁵	sl EtOH, ace, eth, chl
1773	Mercury(II) nitrate	Hg(NO ₃) ₂	10045-94-0	324.60	col hyg cry	79		4.3		s H ₂ O; i EtOH
1774	Mercury(II) nitrate monohydrate	Hg(NO ₃) ₂ · H ₂ O	7783-34-8	342.62	wh-yel hyg cry			4.3		s H ₂ O, dil acid
1775	Mercury(II) nitrate dihydrate	Hg(NO ₃) ₂ · 2H ₂ O	22852-67-1	360.63	monocl cry			4.78		s H ₂ O
1776	Mercury(II) oxalate	HgC ₂ O ₄	3444-13-1	288.61	powder	165 dec				i H ₂ O
1777	Mercury(II) oxide	HgO	21908-53-2	216.59	red or yel orth cry	500 dec		11.14		i H ₂ O, EtOH; s dil acid
1778	Mercury(II) oxide sulfate	(Hg ₂ O) ₂ SO ₄	1312-03-4	729.83	yel powder					i H ₂ O; s acid
1779	Mercury(II) oxycyanide	Hg(CN) ₂ · HgO	1335-31-5	469.21	wh orth cry	exp		4.44	11.4 ²⁵	
1780	Mercury(II) perchlorate trihydrate	Hg(ClO ₄) ₂ · 3H ₂ O	7616-83-3	453.54	cry					
1781	Mercury(II) phosphate	Hg ₃ (PO ₄) ₂	7782-66-3	791.71	wh-yel powder					i H ₂ O, EtOH; s acid
1782	Mercury(II) selenide	HgSe	20601-83-6	279.55	gray cub cry		subl	8.21		i H ₂ O
1783	Mercury(II) sulfate	HgSO ₄	7783-35-9	296.65	wh monocl cry			6.47		reac H ₂ O
1784	Mercury(II) sulfide (black)	HgS	1344-48-5	232.66	blk cub cry or powder	850		7.70		i H ₂ O; s acid, EtOH
1785	Mercury(II) sulfide (red)	HgS	1344-48-5	232.66	red hex cry	trans to blk HgS 344		8.17		i H ₂ O, acid; s aqua regia
1786	Mercury(II) telluride	HgTe	12068-90-5	328.19	gray cub cry	673		8.63		
1787	Mercury(II) thiocyanate	Hg(SCN) ₂	592-85-8	316.75	monocl cry	~165 dec		3.71	0.070 ²⁵	s dil HCl
1788	Mercury(II) tungstate	HgWO ₄	37913-38-5	448.43	yel cry	dec				i H ₂ O, EtOH
1789	Molybdenum	Mo	7439-98-7	95.96	gray-blk metal; cub	2622	4639	10.2		i H ₂ O, dil acid, alk
1790	Molybdophosphoric acid	H ₃ P(Mo ₃ O ₁₀) ₄	51429-74-4	1825.25	bright yel cry					
1791	Molybdenum boride (Mo ₂ B)	Mo ₂ B	12006-99-4	202.69	refrac tetr cry	2000		9.2		
1792	Molybdenum boride (Mo ₂ B ₃)	Mo ₂ B ₃	12007-97-5	245.94	refrac hex cry	1600		~7.2		
1793	Molybdenum carbide (MoC)	MoC	12011-97-1	107.95	refrac solid; cub	2577				
1794	Molybdenum carbide (Mo ₂ C)	Mo ₂ C	12069-89-5	203.89	gray orth cry	2687		9.18		
1795	Molybdenum carbonyl	Mo(CO) ₆	13939-06-5	264.00	wh orth cry	148	155 dec	1.96		i H ₂ O; s bz; sl eth
1796	Molybdenum nitride (MoN)	MoN	12033-19-1	109.95	hex cry	1750		9.20		
1797	Molybdenum nitride (Mo ₂ N)	Mo ₂ N	12033-31-7	205.89	gray cub cry	790 dec		9.46		
1798	Molybdenum phosphide	MoP	12163-69-8	126.91	blk hex cry			7.34		
1799	Molybdenum silicide (MoSi ₂)	MoSi ₂	12136-78-6	152.11	gray tetr cry	~1900		6.2		i H ₂ O; s HF
1800	Molybdenum(II) bromide	MoBr ₂	13446-56-5	255.75	yel-red cry	dec 700		4.88		i H ₂ O, EtOH
1801	Molybdenum(II) chloride	MoCl ₂	13478-17-6	166.85	yel cry	dec 500		3.71		i H ₂ O
1802	Molybdenum(II) iodide	MoI ₂	14055-74-4	349.75	blk hyg cry	700		5.28		i H ₂ O
1803	Molybdenum(III) bromide	MoBr ₃	13446-57-6	335.65	grn hex cry	dec 500		4.89		i H ₂ O, EtOH
1804	Molybdenum(III) chloride	MoCl ₃	13478-18-7	202.30	dark red monocl cry	dec 400		3.74		i H ₂ O, os
1805	Molybdenum(III) fluoride	MoF ₃	20193-58-2	152.94	yel-brn hex cry	>600		4.64		i H ₂ O
1806	Molybdenum(III) iodide	MoI ₃	14055-75-5	476.65	blk solid	927				i H ₂ O
1807	Molybdenum(III) oxide	Mo ₂ O ₃	1313-29-7	239.88	gray-blk powder					i H ₂ O; sl acid
1808	Molybdenum(IV) bromide	MoBr ₄	13520-59-7	415.56	blk cry	dec 110				reac H ₂ O
1809	Molybdenum(IV) chloride	MoCl ₄	13320-71-3	237.75	blk cry	317				reac H ₂ O, sl chl; i eth, bz
1810	Molybdenum(IV) fluoride	MoF ₄	23412-45-5	171.93	grn cry	dec				reac H ₂ O
1811	Molybdenum(IV) iodide	MoI ₄	14055-76-6	603.56	blk cry	dec 100				i H ₂ O
1812	Molybdenum(IV) oxide	MoO ₃	18868-43-4	127.94	brn-viol tetr cry	~1800 dec		6.47		i H ₂ O, acid, alk
1813	Molybdenum(IV) selenide	MoSe ₂	12058-18-3	253.86	gray hex cry	>1200		6.90		
1814	Molybdenum(IV) sulfide	MoS ₂	1317-33-5	160.07	blk powder or hex cry	1750		5.06		i H ₂ O; s conc acid
1815	Molybdenum(IV) telluride	MoTe ₂	12058-20-7	351.14	gray hex cry			7.7		
1816	Molybdenum(V) chloride	MoCl ₅	10241-05-1	273.21	grn-blk monocl cry; hyg	194	268	2.93		reac H ₂ O; s EtOH, eth
1817	Molybdenum(V) fluoride	MoF ₅	13819-84-6	190.93	yel monocl cry	67	213.6	3.5		reac H ₂ O
1818	Molybdenum(V) oxytrichloride	MoOCl ₃	13814-74-9	218.30	blk monocl cry	310	subl			reac H ₂ O
1819	Molybdenum(VI) acid monohydrate	H ₂ MoO ₄ · H ₂ O	7782-91-4	179.97	wh powder			3.1		sl H ₂ O; s alk

No.	Name	Formula	CAS Reg No.	Mol. weight	Physical form	mp/°C	bp/°C	Density g cm ⁻³	Solubility g/100 g H ₂ O	Qualitative solubility
1820	Molybdenum(VI) dioxydichloride	MoO ₂ Cl ₂	13637-68-8	198.85	yel-oran solid	176	250	3.31		reac H ₂ O
1821	Molybdenum(VI) dioxydifluoride	MoO ₂ F ₂	13824-57-2	165.94	pale lilac cry	subl 270		3.5		i MeCN, chl; sl HF
1822	Molybdenum(VI) fluoride	MoF ₆	7783-77-9	209.93	wh cub cry or col liq; hyg	17.5	34.0	2.54		reac H ₂ O; vs hex, ctc
1823	Molybdenum(VI) metaphosphate	Mo(PO ₃) ₆	133863-98-6	569.77	yel powder			3.28		i H ₂ O, acid
1824	Molybdenum(VI) oxide	MoO ₃	1313-27-5	143.94	wh-yel rhomb cry	802	1155	4.70	0.14 ²⁰	sl H ₂ O; s alk, acid
1825	Molybdenum(VI) oxytetrachloride	MoOCl ₄	13814-75-0	253.75	grn hyg powder	105	159			
1826	Molybdenum(VI) oxytetrafluoride	MoOF ₄	14459-59-7	187.93	volatile solid	97.2	186.0			
1827	Molybdenum(VI) sulfide	MoS ₃	12033-29-3	192.14	blk solid	350 dec				i H ₂ O, os
1828	Neodymium	Nd	7440-00-8	144.242	silv metal; hex	1016	3074	7.01		
1829	Neodymium boride	NdB ₆	12008-23-0	209.108	blk cub cry	2610		4.93		
1830	Neodymium nitride	NdN	25764-11-8	158.249	blk cub cry			7.69		
1831	Neodymium(II) acetate	Nd(C ₂ H ₃ O ₂) ₂	6192-13-8	321.373	red-purp cry					s H ₂ O
1832	Neodymium(II) chloride	NdCl ₂	25469-93-6	215.148	grn hyg solid	841				
1833	Neodymium(III) bromate nonahydrate	Nd(BrO ₃) ₃ · 9H ₂ O	15162-92-2	690.086	red hex cry	66 dec				
1834	Neodymium(III) bromide	NdBr ₃	13536-80-6	383.954	viol orth cry; hyg	682	1540	5.3		s H ₂ O
1835	Neodymium(III) chloride	NdCl ₃	10024-93-8	250.601	viol hex cry	759	1600	4.13	100 ²⁵	vs EtOH; i eth, chl
1836	Neodymium(III) chloride hexahydrate	NdCl ₃ · 6H ₂ O	13477-89-9	358.692	purp cry	124 dec		2.3	100 ²⁵	s EtOH
1837	Neodymium(III) fluoride	NdF ₃	13709-42-7	201.237	viol hex cry; hyg	1377	2300	6.51		i H ₂ O
1838	Neodymium(III) hydroxide	Nd(OH) ₃	16469-17-3	195.264	blue solid	dec 210				i H ₂ O
1839	Neodymium(III) iodide	NdI ₃	13813-24-6	524.955	grn orth cry; hyg	787		5.85		s H ₂ O
1840	Neodymium(III) nitrate	Nd(NO ₃) ₃	10045-95-1	330.257	viol hyg. cry				152 ²⁵	s EtOH
1841	Neodymium(III) nitrate hexahydrate	Nd(NO ₃) ₃ · 6H ₂ O	14517-29-4	438.348	purp hyg cry				152 ²⁵	s EtOH, ace
1842	Neodymium(III) oxide	Nd ₂ O ₃	1313-97-9	336.482	blue hex cry; hyg	2233	3760	7.24		i H ₂ O; s dil acid
1843	Neodymium(III) sulfate	Nd ₂ (SO ₄) ₃	13477-91-3	576.672	pink needles	≈700 dec			7.1 ²⁰	
1844	Neodymium(III) sulfate octahydrate	Nd ₂ (SO ₄) ₃ · 8H ₂ O	13477-91-3	720.794	red cry	350 dec		2.85		sl H ₂ O
1845	Neodymium(III) sulfide	Nd ₂ S ₃	12035-32-4	384.679	orth cry	2207		5.46		
1846	Neodymium(III) telluride	Nd ₂ Te ₃	12035-35-7	671.28	gray orth cry	1377		7.0		
1847	Neodymium(III) tris(cyclopentadienyl)	Nd(C ₅ H ₅) ₃	1273-98-9	339.522	red-blue cry	380				s thf
1848	Neon	Ne	7440-01-9	20.180	col gas	-248.59	-246.053	0.825 g/L		sl H ₂ O
1849	Neptunium	Np	7439-99-8	237	silv metal	644	3902	20.2		s HCl
1850	Neptunium(IV) oxide	NpO ₂	12035-79-9	269	grn cub cry	2547		11.1		
1851	Nickel	Ni	7440-02-0	58.693	wh metal; cub	1455	2913	8.90		i H ₂ O; sl dil acid
1852	Nickelocene	Ni(C ₅ H ₅) ₂	1271-28-9	188.879	grn cry	173				
1853	Nickel aluminide (NiAl)	NiAl	12003-78-0	85.675	metallic solid	1638				
1854	Nickel antimonide	NiSb	12035-52-8	180.453	hex cry	1147		8.74		
1855	Nickel arsenide	NiAs	27016-75-7	133.615	hex cry	967		7.77		
1856	Nickel boride (NiB)	NiB	12007-00-0	69.504	grn refrac solid	1035		7.13		
1857	Nickel boride (Ni ₂ B)	Ni ₂ B	12007-01-1	128.198	refrac solid	1125		7.90		
1858	Nickel boride (Ni ₃ B)	Ni ₃ B	12007-02-2	186.891	refrac solid	1166		8.17		
1859	Nickel carbonyl	Ni(CO) ₄	13463-39-3	170.734	col liq	-19.3	42.1 (exp ≈60)	1.31		i H ₂ O; s EtOH, bz, ace, ctc
1860	Nickel phosphide	Ni ₃ P	12035-64-2	148.361	hex cry	1100		7.33		
1861	Nickel silicide (NiSi ₂)	NiSi ₂	12201-89-7	114.864	cub cry	993		4.83		
1862	Nickel silicide (Ni ₅ Si)	Ni ₅ Si	12059-14-2	145.473	orth cry	1255		7.40		
1863	Nickel subsulfide	Ni ₃ S ₂	12035-72-2	240.210	yel hex cry	789		5.87		
1864	Nickel(II) acetate tetrahydrate	Ni(C ₂ H ₃ O ₂) ₂ · 4H ₂ O	6018-89-9	248.842	grn monocl cry	250 dec		1.74	16 ²⁰	s H ₂ O, EtOH
1865	Nickel(II) ammonium chloride hexahydrate	NH ₄ NiCl ₃ · 6H ₂ O	16122-03-5*	291.182	grn hyg cry			1.65		s H ₂ O
1866	Nickel(II) ammonium sulfate	Ni(NH ₄) ₂ (SO ₄) ₂	15699-18-0	286.895	blue-grn cry	dec 250				sl H ₂ O
1867	Nickel(II) ammonium sulfate hexahydrate	Ni(NH ₄) ₂ (SO ₄) ₂ · 6H ₂ O	7785-20-8	394.987	blue-grn cry	dec 130		1.92	6.5 ²⁰	s H ₂ O; i EtOH
1868	Nickel(II) arsenate octahydrate	Ni ₃ (AsO ₄) ₂ · 8H ₂ O	7784-48-7	598.040	yel-grn powder	dec		4.98		i H ₂ O; s acid
1869	Nickel(II) bromide	NiBr ₂	13462-88-9	218.501	yel hex cry; hyg	963	subl	5.10	131 ²⁰	
1870	Nickel(II) bromide trihydrate	NiBr ₂ · 3H ₂ O	13462-88-9*	272.547	yel-grn hyg cry	200 dec				vs H ₂ O; s EtOH, eth
1871	Nickel(II) carbonate	NiCO ₃	3333-67-3	118.702	grn rhomb cry			4.389	0.0043 ²⁰	s dil acid
1872	Nickel(II) chlorate hexahydrate	Ni(ClO ₃) ₂ · 6H ₂ O	13477-94-6	333.687	grn cub cry	dec 80		2.07		vs H ₂ O
1873	Nickel(II) chloride	NiCl ₂	7718-54-9	129.599	yel hex cry; hyg	1031	985 sp	3.51	67.5 ²⁵	s EtOH
1874	Nickel(II) chloride hexahydrate	NiCl ₂ · 6H ₂ O	7791-20-0	237.690	grn monocl cry				67.5 ²⁵	s EtOH
1875	Nickel(II) chromate	NiCrO ₄	14721-18-7	174.687	red solid					sl H ₂ O
1876	Nickel(II) cyanide tetrahydrate	Ni(CN) ₂ · 4H ₂ O	13477-95-7	182.789	grn plates	200 dec				i H ₂ O; sl dil acid; s NH ₄ OH
1877	Nickel(II) fluoride	NiF ₂	10028-18-9	96.690	yel tetr cry	1380		4.7	2.56 ²⁵	i EtOH, eth
1878	Nickel(II) fluoride tetrahydrate	NiF ₂ · 4H ₂ O	13940-83-5	168.752	grn pow					sl H ₂ O
1879	Nickel(II) hydroxide	Ni(OH) ₂	12054-48-7	92.708	grn hex cry	230 dec		4.1	0.00015 ²⁰	

No.	Name	Formula	CAS Reg No.	Mol. weight	Physical form	mp/°C	bp/°C	Density g cm ⁻³	Solubility g/100 g H ₂ O	Qualitative solubility
1880	Nickel(II) hydroxide monohydrate	Ni(OH) ₂ · H ₂ O	36897-37-7	110.723	grn powder				0.00015 ²⁰	s dil acid
1881	Nickel(II) iodate	Ni(IO ₃) ₂	13477-98-0	408.498	yel needles			5.07	1.1 ³⁰	sl H ₂ O
1882	Nickel(II) iodate tetrahydrate	Ni(IO ₃) ₂ · 4H ₂ O	13477-99-1	480.560	yel hex cry	dec 100		5.07		sl H ₂ O
1883	Nickel(II) iodide	NiI ₂	13462-90-3	312.502	blk hex cry; hyg	800	subl	5.22	154 ²⁵	
1884	Nickel(II) iodide hexahydrate	NiI ₂ · 6H ₂ O	7790-34-3	420.593	grn monocl cry; hyg				154 ²⁵	vs EtOH
1885	Nickel(II) nitrate	Ni(NO ₃) ₂	13138-45-9	182.702	grn cry				99.2 ²⁵	s EtOH
1886	Nickel(II) nitrate hexahydrate	Ni(NO ₃) ₂ · 6H ₂ O	13478-00-7	290.794	grn monocl cry; hyg	56 dec		2.05	99.2 ²⁵	s EtOH
1887	Nickel(II) oxalate dihydrate	NiC ₂ O ₄ · 2H ₂ O	6018-94-6	182.742	grn-wh solid	dec 150			0.0012 ²⁵	i H ₂ O; s acid, NH ₄ OH
1888	Nickel(II) oxide	NiO	1313-99-1	74.692	grn cub cry	1957		6.72		i H ₂ O; s acid
1889	Nickel(II) perchlorate hexahydrate	Ni(ClO ₄) ₂ · 6H ₂ O	13637-71-3*	365.686	grn hex needles	140			158.8 ²⁵	s EtOH, ace
1890	Nickel(II) phosphate octahydrate	Ni ₃ (PO ₄) ₂ · 8H ₂ O	10381-36-9*	510.145	grn plates					s acid
1891	Nickel(II) selenate hexahydrate	NiSeO ₄ · 6H ₂ O	15060-62-5*	309.74	grn tetr cry			2.314	35.5 ²⁰	
1892	Nickel(II) selenide	NiSe	1314-05-2	137.65	yel-grn hex cry	980		7.2		
1893	Nickel(II) stannate dihydrate	NiSnO ₃ · 2H ₂ O	12035-38-0	261.432	grn pow	dec 120				
1894	Nickel(II) sulfate	NiSO ₄	7786-81-4	154.756	grn-yel orth cry	840 dec		4.01	40.4 ²⁵	
1895	Nickel(II) sulfate hexahydrate	NiSO ₄ · 6H ₂ O	10101-97-0	262.847	blue-grn tetr cry	≈100 dec		2.07	40.4 ²⁵	sl EtOH
1896	Nickel(II) sulfate heptahydrate	NiSO ₄ · 7H ₂ O	10101-98-1	280.862	grn orth cry			1.98	40.4 ²⁵	s EtOH
1897	Nickel(II) sulfide	NiS	16812-54-7	90.758	yel hex cry	976		5.5		i H ₂ O
1898	Nickel(II) thiocyanate	Ni(SCN) ₂	13689-92-4	174.857	grn pwd				55.0 ²⁵	
1899	Nickel(II) titanate	NiTiO ₃	12035-39-1	154.558	brn hex cry			5.0		
1900	Nickel(II,III) sulfide	Ni ₃ S ₄	12137-12-1	304.340	cub cry	995		4.77		
1901	Nickel(III) oxide	Ni ₂ O ₃	1314-06-3	165.385	gray-blk cub cry	≈600 dec				i H ₂ O; s hot acid
1902	Niobium	Nb	7440-03-1	92.906	gray metal; cub	2477	4741	8.57		i acid
1903	Niobocene dichloride	Nb(C ₅ H ₅) ₂ Cl ₂	12793-14-5	293.998	hyg blk cry					sl tol
1904	Niobium boride (NbB)	NbB	12045-19-1	103.717	gray orth cry	2270		7.5		
1905	Niobium boride (NbB ₂)	NbB ₂	12007-29-3	114.528	gray hex cry	3050		6.97		
1906	Niobium carbide (NbC)	NbC	12069-94-2	104.917	gray cub cry	3608	4300	7.82		i H ₂ O, acid
1907	Niobium carbide (Nb ₂ C)	Nb ₂ C	12011-99-3	197.824	refrac hex cry	3080		7.8		i H ₂ O
1908	Niobium nitride	NbN	24621-21-4	106.913	gray cry; cub	2300		8.47		i HCl, acid
1909	Niobium phosphide	NbP	12034-66-1	123.880	tetr cry			6.5		
1910	Niobium silicide	NbSi ₂	12034-80-9	149.077	gray hex cry	1950		5.7		
1911	Niobium(II) oxide	NbO	12034-57-0	108.905	gray cub cry	1937		7.30		
1912	Niobium(III) bromide	NbBr ₃	15752-41-7	332.618	dark brn solid		subl 400			
1913	Niobium(III) chloride	NbCl ₃	13569-59-0	199.265	blk solid					
1914	Niobium(III) fluoride	NbF ₃	15195-53-6	149.901	blue cub cry			4.2		
1915	Niobium(III) iodide	NbI ₃	13870-20-7	473.619	blk solid	dec 510				
1916	Niobium(IV) bromide	NbBr ₄	13842-75-6	412.522	dark brn cry		subl 300	4.72		reac H ₂ O
1917	Niobium(IV) chloride	NbCl ₄	13569-70-5	234.718	viol-blk monocl cry	dec 800	275 subl	3.2		reac H ₂ O
1918	Niobium(IV) fluoride	NbF ₄	13842-88-1	168.900	blk tetr cry; hyg	>350 dec		4.01		
1919	Niobium(IV) iodide	NbI ₄	13870-21-8	600.524	gray orth cry	503		5.6		reac H ₂ O
1920	Niobium(IV) oxide	NbO ₂	12034-59-2	124.905	wh tetr cry or powder	1901		5.9		
1921	Niobium(IV) selenide	NbSe ₂	12034-77-4	250.83	gray hex cry	>1300		6.3		
1922	Niobium(IV) sulfide	NbS ₂	12136-97-9	157.036	blk rhomb cry			4.4		
1923	Niobium(IV) telluride	NbTe ₂	12034-83-2	348.11	hex cry			7.6		
1924	Niobium(V) bromide	NbBr ₅	13478-45-0	492.426	oran orth cry	265.2	361.6	4.36		s H ₂ O, EtOH
1925	Niobium(V) chloride	NbCl ₅	10026-12-7	270.171	yel monocl cry; hyg	205.8	247.4	2.78		reac H ₂ O; s HCl, ctc
1926	Niobium(V) dioxylfluoride	NbO ₂ F	15195-33-2	143.903	wh cub cry			4.0		
1927	Niobium(V) ethoxide	Nb(OC ₂ H ₅) ₅	3236-82-6	318.209	col hyg liq	5	203	1.258		reac H ₂ O; s peth
1928	Niobium(V) fluoride	NbF ₅	7783-68-8	187.898	col monocl cry; hyg	80	234	2.70		reac H ₂ O; sl CS ₂ , chl
1929	Niobium(V) iodide	NbI ₅	13779-92-5	727.428	yel-blk monocl cry	327		5.32		reac H ₂ O
1930	Niobium(V) oxide	Nb ₂ O ₅	1313-96-8	265.810	wh orth cry	1500		4.47		i H ₂ O; s HF
1931	Niobium(V) oxybromide	NbOBr ₃	14459-75-7	348.617	yel-brn cry	≈320 dec	subl			
1932	Niobium(V) oxychloride	NbOCl ₃	13597-20-1	215.264	wh tetr cry		subl	3.72		
1933	Nitrogen	N ₂	7727-37-9	28.014	col gas	-210.0	-195.798	1.145 g/L		sl H ₂ O; i EtOH
1934	Nitramide	NO ₂ NH ₂	7782-94-7	62.028	unstab wh cry	72 dec				s H ₂ O, EtOH, ace, eth; i chl
1935	Nitric acid	HNO ₃	7697-37-2	63.013	col liq; hyg	-41.6	83	1.5129 ³⁰		vs H ₂ O
1936	Nitrous acid	HNO ₂	7782-77-6	47.014	stab only in soln					
1937	Nitrous oxide	N ₂ O	10024-97-2	44.012	col gas	-90.8	-88.48	1.799 g/L		sl H ₂ O; s EtOH, eth
1938	Nitric oxide	NO	10102-43-9	30.006	col gas	-163.6	-151.74	1.226 g/L		sl H ₂ O

No.	Name	Formula	CAS Reg No.	Mol. weight	Physical form	mp/°C	bp/°C	Density g cm ⁻³	Solubility g/100 g H ₂ O	Qualitative solubility
1939	Nitrogen dioxide	NO ₂	10102-44-0	46.006	brn gas; equil with N ₂ O ₄		see N ₂ O ₄	1.880 g/L		reac H ₂ O
1940	Nitrogen trioxide	N ₂ O ₃	10544-73-7	76.011	blue solid or liq (low temp)	-101.1	≈3 dec	1.4 ²		reac H ₂ O
1941	Nitrogen tetroxide	N ₂ O ₄	10544-72-6	92.011	col liq; equil with NO ₂	-9.3	21.15	1.45 ²⁰		reac H ₂ O
1942	Nitrogen pentoxide	N ₂ O ₅	10102-03-1	108.010	col hex cry		33 sp	2.0		s chl; sl ctc
1943	Nitrogen tribromide	NBr ₃	15162-90-0	253.719	unstab solid	exp -100				
1944	Nitrogen trichloride	NCI ₃	10025-85-1	120.366	yel oily liq; exp	-40	71	1.653		i H ₂ O; s CS ₂ , bz, ctc
1945	Nitrogen trifluoride	NF ₃	7783-54-2	71.002	col gas	-206.79	-128.75	2.902 g/L		i H ₂ O
1946	Nitrogen triiodide	NI ₃	13444-85-4	394.720	unstab blk cry; exp					
1947	Nitrogen chloride difluoride	NCIF ₂	13637-87-1	87.457	col gas	-195	-67	3.575 g/L		
1948	Chloramine	NH ₂ Cl	10599-90-3	51.476	yel liq	-66				s H ₂ O, EtOH, eth; sl bz, ctc
1949	Fluoramine	NHF	15861-05-9	35.021	unstab gas	≈-110		1.431 g/L		
1950	Difluoramine	NHF ₂	10405-27-3	53.012	col gas	-116	-23	2.167 g/L		
1951	cis-Difluorodiazine	N ₂ F ₂	13812-43-6	66.010	col gas	<-195	-105.75	2.698 g/L		
1952	trans-Difluorodiazine	N ₂ F ₂	13776-62-0	66.010	col gas	-172	-111.45	2.698 g/L		
1953	Tetrafluorohydrazine	N ₂ F ₄	10036-47-2	104.007	col gas	-164.5	-74	4.251 g/L		
1954	Nitrosyl bromide	NOBr	13444-87-6	109.910	red gas	-56	≈0	4.492 g/L		reac H ₂ O
1955	Nitrosyl chloride	NOCl	2696-92-6	65.459	yel gas	-59.6	-5.5	2.676 g/L		reac H ₂ O
1956	Nitrosyl fluoride	NOF	7789-25-5	49.004	col gas	-132.5	-59.9	2.003 g/L		
1957	Trifluoramine oxide	NOF ₃	13847-65-9	87.001	col gas	-161	-87.5	3.556 g/L		
1958	Nitryl chloride	NO ₂ Cl	13444-90-1	81.459	col gas	-145	-15	3.330 g/L		
1959	Nitryl fluoride	NO ₂ F	10022-50-1	65.004	col gas	-166	-72.4	2.657 g/L		reac H ₂ O
1960	Nitrogen selenide	N ₄ Se ₄	12033-88-4	371.87	red monocl cry; hyg	exp		4.2		i H ₂ O, eth, EtOH; sl bz, CS ₂
1961	Nobelium	No	10028-14-5	259.000	metal	827				
1962	Osmium	Os	7440-04-2	190.23	blue-wh metal; hex	3033	5008	22.587 ²⁰		s aqua regia
1963	Osmocene	Os(C ₂ H ₅) ₂	1273-81-0	320.42	col cry	229				
1964	Osmium carbonyl	Os ₅ (CO) ₁₂	15696-40-9	906.81	yel cry	224		3.48		
1965	Osmium pentacarbonyl	Os(CO) ₅	16406-49-8	330.28	col liq	-15	dec 100			s os
1966	Osmium nonacarbonyl	Os ₉ (CO) ₉	28411-13-4	632.55	oran-yel cry	65 dec				s hc
1967	Osmium(II) chloride	OsCl ₂	13444-92-3	261.14	hyg brn solid	dec >450				s EtOH, eth
1968	Osmium(III) bromide	OsBr ₃	59201-51-3	429.94	dark gray cry	340 dec				i H ₂ O, os, acid
1969	Osmium(III) chloride	OsCl ₃	13444-93-4	296.59	gray cub cry	450 dec				i H ₂ O, os; s conc acid
1970	Osmium(IV) chloride	OsCl ₄	10026-01-4	332.04	red-blk orth cry	323 dec		4.38		reac H ₂ O; i os
1971	Osmium(IV) fluoride	OsF ₄	54120-05-7	266.22	yel cry	230				reac H ₂ O
1972	Osmium(IV) oxide	OsO ₂	12036-02-1	222.23	yel-brn tetr cry	dec 500		11.4		i H ₂ O, acid
1973	Osmium(V) fluoride	OsF ₅	31576-40-6	285.22	hyg blue-grn cry	70	233			reac H ₂ O
1974	Osmium(VI) fluoride	OsF ₆	13768-38-2	304.22	yel cub cry	33.4	47.5	4.1		reac H ₂ O
1975	Osmium(VI) tetrachloride oxide	OsOCl ₄	36509-15-6	348.04	dark brn hyg cry	32	200			reac H ₂ O; s hc
1976	Osmium(VIII) oxide	OsO ₄	20816-12-0	254.23	yel monocl cry	40.6	131.2	5.1	6.44 ²⁰	sl H ₂ O; s ctc, bz, EtOH, eth
1977	Oxygen	O ₂	7782-44-7	31.998	col gas	-218.79	-182.953	1.308 g/L		sl H ₂ O, EtOH, os
1978	Ozone	O ₃	10028-15-6	47.998	blue gas	-193	-111.35	1.962 g/L		sl H ₂ O
1979	Palladium	Pd	7440-05-3	106.42	silv-wh metal; cub	1554.8	2963	12.0		s aqua regia
1980	Palladium(II) acetate	Pd(C ₂ H ₃ O ₂) ₂	3375-31-3	224.51	oran-brn cry	205 dec				i H ₂ O; s MeCN, eth, ace
1981	Palladium(II) bromide	PdBr ₂	13444-94-5	266.23	red-blk monocl cry; hyg	250 dec		≈5.2		i H ₂ O
1982	Palladium(II) chloride	PdCl ₂	7647-10-1	177.33	red rhomb cry; hyg	679		4.0		s H ₂ O, EtOH, ace
1983	Palladium(II) chloride dihydrate	PdCl ₂ · 2H ₂ O	7647-10-1*	213.36	brn cry					s H ₂ O, EtOH, ace
1984	Palladium(II) cyanide	Pd(CN) ₂	2035-66-7	158.45	yel solid	dec				
1985	Palladium(II) fluoride	PdF ₂	13444-96-7	144.42	viol tetr cry; hyg	952		5.76		reac H ₂ O
1986	Palladium(II) iodide	PdI ₂	7790-38-7	360.23	blk cry	360 dec		6.0		i H ₂ O, EtOH, eth
1987	Palladium(II) nitrate	Pd(NO ₃) ₂	10102-05-3	230.43	brn hyg cry	dec				sl H ₂ O; s dil HNO ₃
1988	Palladium(II) oxide	PdO	1314-08-5	122.42	grn-blk tetr cry	750 dec		8.3		i H ₂ O, acid; sl aqua regia
1989	Palladium(II) 2,4-pentanedioate	Pd(CH ₃ COCHCOCH ₃) ₂	14024-61-4	304.64	oran-yel cry	205 dec				s bz, chl
1990	Palladium(II) sulfate dihydrate	PdSO ₄ · 2H ₂ O	13566-03-5	238.51	grn-brn cry	dec				
1991	Palladium(II) sulfide	PdS	12125-22-3	138.49	gray tetr cry			6.7		
1992	cis-Dichlorodiamminepalladium(II)	Pd(NH ₃) ₂ Cl ₂	15684-18-1	211.39	yel pow				0.025 ²⁵	
1993	trans-Dichlorodiamminepalladium(II)	Pd(NH ₃) ₂ Cl ₂	13782-33-7	211.39	yel solid			2.50		

No.	Name	Formula	CAS Reg No.	Mol. weight	Physical form	mp/°C	bp/°C	Density g cm ⁻³	Solubility g/100 g H ₂ O	Qualitative solubility
1994	Phosphorus (white)	P	7723-14-0	30.974	col waxlike cub cry	44.15	280.5	1.823		i H ₂ O; sl bz, EtOH, chl; s CS ₂
1995	Phosphorus (red)	P	7723-14-0	30.974	red-viol amorp powder	579.2	431 sp	2.16		i H ₂ O, os
1996	Phosphorus (black)	P	7723-14-0	30.974	blk orth cry or amorp solid	610		2.69		i os
1997	Phosphine	PH ₃	7803-51-2	33.998	col gas; flam	-133.8	-87.75	1.390 g/L		i H ₂ O; sl EtOH, eth
1998	Diphosphine	P ₂ H ₄	13445-50-6	65.980	col liq	-99	63.5 dec			reac H ₂ O
1999	Diphosphorus tetrachloride	P ₂ Cl ₄	13497-91-1	203.760	col oily liq	-28	≈180 dec			
2000	Diphosphorus tetrafluoride	P ₂ F ₄	13824-74-3	137.942	col gas	-86.5	-6.2	5.638 g/L		
2001	Diphosphorus tetraiodide	P ₂ I ₄	13455-00-0	569.566	red tricl needles	125.5	dec	3.89		
2002	Phosphonium chloride	PH ₄ Cl	24567-53-1	70.459	gas		-27 sp	2.880 g/L		reac H ₂ O
2003	Phosphonium iodide	PH ₄ I	12125-09-6	161.910	col tetr cry	18.5	62.5	2.86		reac H ₂ O, EtOH
2004	Phosphoric acid	H ₃ PO ₄	7664-38-2	97.995	col visc liq	42.4	407		548 ²⁰	s EtOH
2005	Phosphotungstic acid	H ₃ PW ₁₂ O ₄₀	12067-99-1	2880.05	wh-yel cry	89				vs H ₂ O; s EtOH, eth
2006	Phosphonic acid	H ₃ PO ₃	13598-36-2	81.996	wh hyg cry	74.4	200	1.65	309 ⁹	vs EtOH
2007	Phosphinic acid	HPH ₂ O ₂	6303-21-5	65.997	hyg cry or col oily liq	26.5	130	1.49		vs H ₂ O, EtOH, eth
2008	Metaphosphoric acid	HPO ₃	37267-86-0	79.980	gl solid; hyg					sl H ₂ O; s EtOH
2009	Hypophosphoric acid	H ₄ P ₂ O ₅	7803-60-3	161.976	col orth cry	73 dec				vs H ₂ O
2010	Diphosphoric acid	H ₄ P ₂ O ₇	2466-09-3	177.975	wh cry	71.5			709 ²³	
2011	Diffuorophosphoric acid	HPO ₂ F ₂	13779-41-4	101.978	col liq	≈-94	110 dec	1.583		reac H ₂ O
2012	Hexafluorophosphoric acid	HPF ₆	16940-81-1	145.972	col oily liq	25 dec				reac H ₂ O
2013	Fluorophosphonic acid	H ₂ PFO ₃	13537-32-1	99.986	col visc liq	<-70		1.82		vs H ₂ O
2014	Phosphorus nitride (P ₃ N ₂)	P ₃ N ₅	12136-91-3	162.955	yel-brn solid	800 dec				i H ₂ O; s os
2015	Phosphorus sesquisulfide	P ₄ S ₃	1314-85-8	220.090	yel-grn orth cry	173	407	2.03		i H ₂ O; s bz; vs CS ₂
2016	Phosphorus heptasulfide	P ₄ S ₇	12037-82-0	348.350	pale yel monocl cry	308	523	2.19		sl CS ₂
2017	Phosphonitric chloride trimer	(PNCl ₂) ₃	940-71-6	347.659	wh hyg cry	128.8		1.98		reac H ₂ O
2018	Phosphorus(III) bromide	PBr ₃	7789-60-8	270.686	col liq	-41.5	173.2	2.8		reac H ₂ O, EtOH; s ace, CS ₂
2019	Phosphorus(III) dibromide fluoride	PBr ₂ F	15597-39-4	209.780	col liq	-115	78.5			
2020	Phosphorus(III) bromide difluoride	PBrF ₂	15597-40-7	148.875	col gas	-133.8	-16.1	6.085 g/L		
2021	Phosphorus(III) chloride	PCl ₃	7719-12-2	137.333	col liq	-93	76	1.574		reac H ₂ O, EtOH; s bz, chl, eth
2022	Phosphorus(III) dichloride fluoride	PCl ₂ F	15597-63-4	120.878	col gas	-144	13.85	4.941 g/L		
2023	Phosphorus(III) chloride difluoride	PClF ₂	14335-40-1	104.424	col gas	-164.8	-47.3	4.268 g/L		
2024	Phosphorus(III) fluoride	PF ₃	7783-55-3	87.969	col gas	-151.5	-101.8	3.596 g/L		reac H ₂ O
2025	Phosphorus(III) iodide	PI ₃	13455-01-1	411.687	red-oran hex cry; hyg	61.2	227 dec	4.18		reac H ₂ O; s EtOH
2026	Phosphorus(III) oxide	P ₂ O ₃	1314-24-5	109.946	col monocl cry or liq	23.8	173	2.13		reac H ₂ O
2027	Tetraphosphorus(III) hexoxide	P ₄ O ₆	12440-00-5	219.891	soft wh cry	23.8	175.4			
2028	Phosphorus(III) selenide	P ₂ Se ₃	1314-86-9	298.83	oran-red cry	245	≈380	1.31		reac H ₂ O; s bz, ctc, CS ₂ , ace
2029	Phosphorus(III) sulfide	P ₂ S ₃	12165-69-4	158.143	yel solid	290	490			reac H ₂ O; s EtOH, eth, CS ₂
2030	Phosphorus(V) bromide	PBr ₅	7789-69-7	430.494	yel orth cry; hyg	≈100 dec		3.61		reac H ₂ O, EtOH; s CS ₂ , ctc
2031	Phosphorus(V) tetrabromide fluoride	PBr ₄ F		369.588	pale yel cry	87 dec				
2032	Phosphorus(V) dibromide trifluoride	PBr ₂ F ₃	13445-58-4	247.777	yel-red liq	-20	15 dec			
2033	Phosphorus(V) chloride	PCl ₅	10026-13-8	208.239	wh-yel tetr cry; hyg	167 tp	160 sp	2.1		reac H ₂ O; s CS ₂ , ctc
2034	Phosphorus(V) tetrachloride fluoride	PCl ₄ F	13498-11-8	191.784	col liq	-59	30 dec			
2035	Phosphorus(V) trichloride difluoride	PCl ₃ F ₂	13537-23-0	175.330	col liq	-63				
2036	Phosphorus(V) dichloride trifluoride	PCl ₂ F ₃	13454-99-4	158.875	col gas	-125	7.1	6.494 g/L		
2037	Phosphorus(V) chloride tetrafluoride	PClF ₄	13498-11-8	142.421	col gas	-132	-43.4	5.821 g/L		
2038	Phosphorus(V) fluoride	PF ₅	7647-19-0	125.966	col gas	-93.8	-84.6	5.149 g/L		reac H ₂ O
2039	Phosphorus(V) oxide	P ₂ O ₅	1314-56-3	141.945	wh orth cry; hyg	562	605	2.30		reac H ₂ O, EtOH
2040	Phosphorus(V) selenide	P ₂ Se ₅	1314-82-5	456.75	blk-purp amorp solid					reac hot H ₂ O, ctc; i CS ₂
2041	Phosphorus(V) sulfide	P ₂ S ₅	1314-80-3	222.273	grn-yel hyg cry	285	515	2.03		reac H ₂ O; s CS ₂
2042	Phosphonic difluoride	POF ₂ H	14939-34-5	85.978	volatile liq	>-120	≈60 (gas unstab)			

No.	Name	Formula	CAS Reg No.	Mol. weight	Physical form	mp/°C	bp/°C	Density g cm ⁻³	Solubility g/100 g H ₂ O	Qualitative solubility
2043	Phosphoryl bromide	POBr ₃	7789-59-5	286.685	faint oran plates	55	191.7	2.822		reac H ₂ O; s bz, eth, chl
2044	Phosphoryl dibromide chloride	POBr ₂ Cl	13550-31-7	242.234	yel solid	31	165			
2045	Phosphoryl dibromide fluoride	POBr ₂ F	14014-19-8	225.779	col liq	-117.2	110.1			
2046	Phosphoryl bromide dichloride	POBrCl ₂	13455-03-3	197.783	col liq	11	136.5	2.104 ¹⁴		
2047	Phosphoryl bromide difluoride	POBrF ₂	14014-18-7	164.874	col liq	-84.8	31.6			
2048	Phosphoryl bromide chloride fluoride	POBrClF	14518-81-1	181.328	col liq		79			
2049	Phosphoryl chloride	POCl ₃	10025-87-3	153.332	col liq	1.18	105.5	1.645		reac H ₂ O, EtOH
2050	Phosphoryl dichloride fluoride	POCl ₂ F	13769-76-1	136.877	col liq	-80.1	52.9			
2051	Phosphoryl chloride difluoride	POClF ₂	13769-75-0	120.423	col gas	-96.4	3.1	4.922 g/L		
2052	Phosphoryl fluoride	POF ₃	13478-20-1	103.968	col gas	-39.1 tp	-39.7 sp	4.250 g/L		reac H ₂ O
2053	Phosphoryl iodide	POI ₃	13455-04-4	427.686	viol cry	53				
2054	Phosphorothioc tribromide	PSBr ₃	3931-89-3	302.751	yel cry	37.8	212 dec	2.85		
2055	Phosphorothioc dibromide fluoride	PSBr ₂ F	13706-10-0	241.845	yel liq	-75.2	125.3			
2056	Phosphorothioc bromide difluoride	PSBrF ₂	13706-09-7	180.940	yel liq	-136.9	35.5			
2057	Phosphorothioc trichloride	PSCl ₃	3982-91-0	169.398	fuming liq	-36.2	125	1.635		reac H ₂ O; s bz, etc, chl, CS ₂
2058	Phosphorothioc dichloride fluoride	PSCl ₂ F	155698-29-6	152.943	col liq	-96.0	64.7			
2059	Phosphorothioc chloride difluoride	PSClF ₂	2524-02-9	136.489	col gas	-155.2	6.3	5.579 g/L		
2060	Phosphorothioc trifluoride	PSF ₃	2404-52-6	120.034	col gas	-148.8	-52.25	4.906 g/L		
2061	Phosphorothioc triiodide	PSI ₃	63972-04-3	443.752	yel cry	48	dec			
2062	Platinum	Pt	7440-06-4	195.084	silv-gray metal; cub	1768.2	3825	21.5		i acid; s aqua regia
2063	Hexachloroplatinic acid	H ₂ PtCl ₆	16941-12-1	409.818	hyg yel-brn cry	60				s H ₂ O, EtOH
2064	Hydrogen hexahydroxyplatinate(IV)	H ₂ Pt(OH) ₆	51850-20-5	299.144	yel needles	dec 100				s H ₂ O, acid, dil alk
2065	Platinum(II) bromide	PtBr ₂	13455-12-4	354.892	red-brn powder	250 dec		6.65		i H ₂ O
2066	Platinum(II) chloride	PtCl ₂	10025-65-7	265.990	grn hex cry	581 dec		6.0		i H ₂ O, EtOH, eth; s HCl
2067	Platinum(II) cyanide	Pt(CN) ₂	592-06-3	247.118	pale yel cry					i H ₂ O, acid, alk
2068	Platinum(II) iodide	PtI ₂	7790-39-8	448.893	blk powder	325 dec		6.4		i H ₂ O
2069	Platinum(II) oxide	PtO	12035-82-4	211.083	blk tetr cry	325 dec		14.1		i H ₂ O, EtOH; s aqua regia
2070	Platinum(II) sulfide	PtS	12038-20-9	227.149	tetr cry			10.25		
2071	Platinum(III) bromide	PtBr ₃	25985-07-3	434.796	grn-blk cry	200 dec				
2072	Platinum(III) chloride	PtCl ₃	25909-39-1	301.443	grn-blk cry	435 dec		5.26		
2073	Platinum(IV) bromide	PtBr ₄	68938-92-1	514.700	brn-blk cry	180 dec			0.41 ²⁰	sl EtOH, eth
2074	Platinum(IV) chloride	PtCl ₄	37773-49-2	336.896	red-brn cub cry	327 dec		4.30	142 ²⁵	
2075	Platinum(IV) chloride pentahydrate	PtCl ₄ · 5H ₂ O	13454-96-1	426.972	red cry			2.43		s H ₂ O, EtOH
2076	Platinum(IV) fluoride	PtF ₄	13455-15-7	271.078	red cry	600				
2077	Platinum(IV) iodide	PtI ₄	7790-46-7	702.702	brn-blk powder	130 dec				s H ₂ O
2078	Platinum(IV) oxide	PtO ₂	1314-15-4	227.083	blk hex cry	450		11.8		i H ₂ O; s conc acid, dil alk
2079	Platinum(IV) sulfide	PtS ₂	12038-21-0	259.214	hex cry			7.85		
2080	Platinum(VI) fluoride	PtF ₆	13693-05-5	309.074	red cub cry	61.3	69.1	≈4.0		
2081	cis-Diamminedichloroplatinum	Pt(NH ₃) ₂ Cl ₂	15663-27-1	300.051	yel solid	270 dec			0.253 ²⁵	
2082	trans-Diamminedichloroplatinum	Pt(NH ₃) ₂ Cl ₂	14913-33-8	300.051	pale yel solid	270 dec			0.036 ²⁵	s DMF, DMSO
2083	Hexachloroplatinic acid hexahydrate	H ₂ PtCl ₆ · 6H ₂ O	16941-12-1	517.909	brn-yel hyg cry	60		2.43	140 ¹⁸	vs EtOH
2084	Platinum silicide	PtSi	12137-83-6	223.170	orth cry	1229		12.4		
2085	Plutonium	Pu	7440-07-5	244	silv-wh metal; monocl	640	3228	19.7		
2086	Plutonium nitride	PuN	12033-54-4	258	gray cub cry	2550		14.4		
2087	Plutonium(II) oxide	PuO	12035-83-5	260	cub cry			14.0		
2088	Plutonium(III) bromide	PuBr ₃	15752-46-2	484	grn orth cry	681		6.75		s H ₂ O
2089	Plutonium(III) chloride	PuCl ₃	13569-62-5	350	grn hex cry	760		5.71		s H ₂ O
2090	Plutonium(III) fluoride	PuF ₃	13842-83-6	301	purp hex cry	1396		9.33		i H ₂ O; sl acid
2091	Plutonium(III) iodide	PuI ₃	13813-46-2	625	grn orth cry; hyg	777		6.92		s H ₂ O
2092	Plutonium(III) oxide	Pu ₂ O ₃	12036-34-9	536	blk cub cry	2085		10.5		
2093	Plutonium(IV) fluoride	PuF ₄	13709-56-3	320	red-brn monocl cry	1037		7.1		
2094	Plutonium(IV) oxide	PuO ₂	12059-95-9	276	yel-brn cub cry	2390		11.5		
2095	Plutonium(VI) fluoride	PuF ₆	13693-06-6	358	red-brn orth cry	51.6		5.08		
2096	Polonium	Po	7440-08-6	209	silv metal; cub	254	962	9.20		
2097	Polonium(IV) chloride	PoCl ₄	10026-02-5	351	yel hyg cry	≈300	390			s H ₂ O, EtOH, ace
2098	Polonium(IV) oxide	PoO ₂	7446-06-2	241	yel cub cry	500 dec		8.9		
2099	Potassium	K	7440-09-7	39.098	soft silv-wh metal; cub	63.5	759	0.89		reac H ₂ O
2100	Potassium acetate	KC ₂ H ₃ O ₂	127-08-2	98.142	wh hyg cry	309		1.57	269 ²⁵	s EtOH; i eth

No.	Name	Formula	CAS Reg No.	Mol. weight	Physical form	mp/°C	bp/°C	Density g cm ⁻³	Solubility g/100 g H ₂ O	Qualitative solubility
2101	Potassium aluminate trihydrate	K ₃ Al ₂ O ₄ · 3H ₂ O	12003-63-3*	250.204	wh orth cry			2.13		vs H ₂ O; i EtOH
2102	Potassium aluminum silicate	KAlSi ₃ O ₈	1327-44-2	278.332	col monocl cry			2.56		i H ₂ O
2103	Potassium aluminum sulfate	KAl(SO ₄) ₂	10043-67-1	258.205	wh hyg powder				5.9 ²⁰	
2104	Potassium aluminum sulfate dodecahydrate	KAl(SO ₄) ₂ · 12H ₂ O	7784-24-9	474.389	col cry	≈100 dec		1.72	5.9 ²⁰	
2105	Potassium amide	KNH ₂	17242-52-3	55.121	wh/yel-grn hyg cry	335				reac H ₂ O, EtOH
2106	Potassium arsenate	K ₃ AsO ₄	13464-36-3	256.215	col cry			2.8	125 ²⁵	
2107	Potassium arsenite	KAsO ₂	13464-35-2	146.019	wh hyg powder					s H ₂ O; sl EtOH
2108	Potassium azide	KN ₃	20762-60-1	81.118	tetr cry; exp			2.04	49.7 ¹⁷	
2109	Potassium borohydride	KBH ₄	13762-51-1	53.941	wh cub cry	≈500 dec		1.11		s H ₂ O
2110	Potassium bromate	KBrO ₃	7758-01-2	167.000	wh hex cry	434 dec		3.27	8.17 ²⁵	i EtOH
2111	Potassium bromide	KBr	7758-02-3	119.002	col cub cry; hyg	734	1435	2.74	67.8 ²⁵	sl EtOH
2112	Potassium carbonate	K ₂ CO ₃	584-08-7	138.206	wh monocl cry; hyg	899	dec	2.29	111 ²⁵	i EtOH
2113	Potassium carbonate sesquihydrate	K ₂ CO ₃ · 1.5H ₂ O	6381-79-9	165.229	granular cry				111 ²⁰	
2114	Potassium chlorate	KClO ₃	3811-04-9	122.549	wh monocl cry	357	dec	2.34	8.61 ²⁵	
2115	Potassium chloride	KCl	7447-40-7	74.551	wh cub cry	771		1.988	35.5 ²⁵	i eth, ace
2116	Potassium chlorochromate	KCrO ₃ Cl	16037-50-6	174.545	oran cry			2.5		reac H ₂ O; s ace, acid
2117	Potassium chromate	K ₂ CrO ₄	7789-00-6	194.191	yel orth cry	974		2.73	65.0 ²⁵	
2118	Potassium citrate monohydrate	K ₃ C ₆ H ₅ O ₇ · H ₂ O	6100-05-6	324.410	col hyg cry	180 dec		1.98	172 ²⁰	vs H ₂ O; sl EtOH
2119	Potassium cobalt(II) selenate hexahydrate	K ₂ Co(SeO ₄) ₂ · 6H ₂ O	28041-86-3	531.14	red monocl cry			2.51		
2120	Potassium cyanate	KCNO	590-28-3	81.115	wh tetr cry	≈700 dec		2.05	75 ²⁵	sl EtOH
2121	Potassium cyanide	KCN	151-50-8	65.116	wh cub cry; hyg	622		1.55	69.9 ²⁰	sl EtOH
2122	Potassium cyanoaurite	KAu(CN) ₂	13967-50-5	288.099	col cry			3.45	14 ²⁰	s H ₂ O; sl EtOH; i eth, ace
2123	Potassium dichromate	K ₂ Cr ₂ O ₇	7778-50-9	294.185	oran-red tricl cry	398	≈500 dec	2.68	15.1 ²⁵	
2124	Potassium dihydrogen arsenate	KH ₂ AsO ₄	7784-41-0	180.034	col cry	288		2.87	19 ⁶	i EtOH
2125	Potassium dihydrogen phosphate	KH ₂ PO ₄	7778-77-0	136.085	wh tetr cry	253 dec		2.34	25.0 ²⁵	sl EtOH
2126	Potassium dihydrogen phosphonate	KH ₂ PO ₃	13977-65-6	120.086	col monocl hyg cry					
2127	Potassium dithionate	K ₂ S ₂ O ₆	13455-20-4	238.323	col hex cry	dec		2.27		sl H ₂ O; i EtOH
2128	Potassium ferricyanide	K ₃ Fe(CN) ₆	13746-66-2	329.244	red cry	dec		1.89	48.8 ²⁵	
2129	Potassium ferrocyanide trihydrate	K ₄ Fe(CN) ₆ · 3H ₂ O	14459-95-1	422.388	yel monocl cry	60 dec		1.85	36.0 ²⁵	i EtOH, eth
2130	Potassium fluoride	KF	7789-23-3	58.096	wh cub cry	858	1502	2.48	102 ²⁵	
2131	Potassium fluoride dihydrate	KF · 2H ₂ O	13455-21-5	94.127	monocl cry	41 dec		2.5	102 ²⁵	
2132	Potassium fluoroborate	KBF ₄	14075-53-7	125.903	col orth cry	530		2.505	0.55 ²⁵	sl EtOH
2133	Potassium fluorotantalate	K ₂ TaF ₇	16924-00-8	392.134	col cry	730		5.24	0.5 ⁰	
2134	Potassium formate	KCHO ₂	590-29-4	84.116	col hyg cry	167		1.91	331 ¹⁸	
2135	Potassium hexachloroosmate(IV)	K ₂ OsCl ₆	16871-60-6	481.15	red cub cry					vs H ₂ O; sl EtOH
2136	Potassium hexachloroplatinate	K ₂ PtCl ₆	16921-30-5	485.999	yel-oran cub cry	250 dec		3.50	0.77 ²⁰	i EtOH
2137	Potassium hexacyanocobaltate	K ₃ Co(CN) ₆	13963-58-1	332.332	yel monocl cry	dec		1.91		vs H ₂ O; i EtOH
2138	Potassium hexafluoromanganate(IV)	K ₂ MnF ₆	16962-31-5	247.125	yel hex cry					reac H ₂ O
2139	Potassium hexafluorosilicate	K ₂ SiF ₆	16871-90-2	220.273	wh cry	dec		2.27	0.084 ²⁰	i EtOH
2140	Potassium hexafluorozirconate(IV)	K ₂ ZrF ₆	16923-95-8	283.411	col monocl cry			3.48	0.78 ²	
2141	Potassium hydride	KH	7693-26-7	40.106	cub cry	619		1.43		reac H ₂ O
2142	Potassium hydrogen arsenate	K ₂ HAsO ₄	21093-83-4	218.125	col monocl prisms	300 dec			18.7 ⁸	i EtOH
2143	Potassium hydrogen carbonate	KHCO ₃	298-14-6	100.115	col monocl cry	≈100 dec		2.17	36.2 ²⁵	i EtOH
2144	Potassium hydrogen fluoride	KHF ₂	7789-29-9	78.103	col tetr cry	238.8		2.37	39.2 ²⁰	i EtOH
2145	Potassium hydrogen iodate	KH(IO ₃) ₂	13455-24-8	389.911	col cry	dec			1.3 ¹⁵	sl H ₂ O; i EtOH
2146	Potassium hydrogen oxalate hemihydrate	KHC ₂ O ₄ · 0.5H ₂ O	127-95-7		wh cry	dec		2.09	2.5 ²⁰	sl EtOH
2147	Potassium hydrogen phosphate	K ₂ HPO ₄	7758-11-4	174.176	wh hyg cry	dec			168 ²⁵	s EtOH
2148	Potassium hydrogen phosphite	K ₂ HPO ₃	13492-26-7	158.177	wh hyg powder	dec			170 ²⁰	i EtOH
2149	Potassium hydrogen selenite	KHSeO ₃	7782-70-9	167.06	hyg orth cry	>100 dec				s H ₂ O; sl EtOH
2150	Potassium hydrogen sulfate	KHSO ₄	7646-93-7	136.169	wh monocl cry; hyg	≈200		2.32	50.6 ²⁵	
2151	Potassium hydrogen sulfide	KHS	1310-61-8	72.171	wh hex cry; hyg	≈450		1.69		s H ₂ O, EtOH
2152	Potassium hydrogen sulfide hemihydrate	KHS · 0.5H ₂ O	1310-61-8*	81.179	wh-yel hyg cry	≈175		1.7		vs H ₂ O, EtOH
2153	Potassium hydrogen sulfite	KHSO ₃	7773-03-7	120.169	wh cry powder	190 dec			49 ²⁰	i EtOH
2154	Potassium hydrogen tartrate	KHC ₄ H ₄ O ₆	868-14-4	188.177	wh cry			1.98	0.57 ²⁰	s acid, alk; i EtOH
2155	Potassium hydroxide	KOH	1310-58-3	56.105	wh rhomb cry; hyg	406	1327	2.044	121 ²⁵	s EtOH; s MeOH
2156	Potassium hypochlorite	KOCl	7778-66-7	90.550	exists only in aq soln					
2157	Potassium phosphinate	KH ₂ PO ₂	7782-87-8	104.087	wh hyg cry	dec				vs H ₂ O; s EtOH

No.	Name	Formula	CAS Reg No.	Mol. weight	Physical form	mp/°C	bp/°C	Density g cm ⁻³	Solubility g/100 g H ₂ O	Qualitative solubility
2158	Potassium iodate	KIO ₃	7758-05-6	214.001	wh monocl cry	560 dec		3.89	9.22 ²⁵	
2159	Potassium iodide	KI	7681-11-0	166.003	col cub cry	681	1323	3.12	148 ²⁵	sl EtOH
2160	Potassium iron(III) oxalate trihydrate	K ₃ Fe(C ₂ O ₄) ₃ · 3H ₂ O		491.243	grn monocl cry	100	230 dec	2.133	4.7 ⁰	i EtOH
2161	Potassium manganate	K ₂ MnO ₄	10294-64-1	197.133	grn cry	190 dec				s H ₂ O; reac HCl
2162	Potassium metaarsenate	KAsO ₃	19197-73-0	162.018	wh solid	660				
2163	Potassium metabisulfite	K ₂ S ₂ O ₅	16731-55-8	222.324	wh powder	≈150 dec		2.3	49.5 ²⁵	reac acid; i EtOH
2164	Potassium metaborate	KBO ₂	13709-94-9	81.908	wh hex cry	947		≈2.3		
2165	Potassium molybdate	K ₂ MoO ₄	13446-49-6	238.14	wh hyg cry	919		2.3	183 ²⁵	i EtOH
2166	Potassium niobate	KNbO ₃	12030-85-2	180.002	wh rhomb cry	≈1100		4.64		i H ₂ O
2167	Potassium nitrate	KNO ₃	7757-79-1	101.103	col orth cry or powder	334	400 dec	2.105	38.3 ²⁵	i EtOH
2168	Potassium nitrite	KNO ₂	7758-09-0	85.104	wh hyg cry	438	537 exp	1.915	312 ²⁵	sl EtOH
2169	Potassium oxalate	K ₂ C ₂ O ₄	583-52-8	166.216	wh pwd					sl H ₂ O
2170	Potassium oxalate monohydrate	K ₂ C ₂ O ₄ · H ₂ O	6487-48-5	184.231	col cry	160 dec		2.13	36.4 ²⁰	
2171	Potassium oxide	K ₂ O	12136-45-7	94.196	gray cub cry	740		2.35		s H ₂ O, EtOH, eth
2172	Potassium perbromate	KBrO ₄	22207-96-1	183.000	wh cry	275 dec			4.21 ²⁵	
2173	Potassium percarbonate monohydrate	K ₂ C ₂ O ₆ · H ₂ O	589-97-9	216.230	oran or blue pow				6.5 ²⁰	
2174	Potassium perchlorate	KClO ₄	7778-74-7	138.549	col orth cry; hyg	525		2.52	2.08 ²⁵	
2175	Potassium periodate	KIO ₄	7790-21-8	230.001	col tetr cry	582	exp	3.618	0.51 ²⁵	
2176	Potassium permanganate	KMnO ₄	7722-64-7	158.034	purp orth cry	dec		2.7	7.60 ²⁵	reac EtOH
2177	Potassium peroxide	K ₂ O ₂	17014-71-0	110.196	yel amorp solid	490				reac H ₂ O
2178	Potassium persulfate	K ₂ S ₂ O ₈	7727-21-1	270.322	col cry	≈100 dec		2.48	4.7 ²⁰	
2179	Potassium phosphate	K ₃ PO ₄	7778-53-2	212.266	wh orth cry; hyg	1340		2.564	106 ²⁵	i EtOH
2180	Potassium pyrophosphate	K ₂ P ₂ O ₇	7320-34-5		wh cry	dec 1300				s H ₂
2181	Potassium pyrophosphate trihydrate	K ₄ P ₂ O ₇ · 3H ₂ O	7790-67-2	384.383	col hyg cry	dec 300		2.33		vs H ₂ O; i EtOH
2182	Potassium pyrosulfate	K ₂ S ₂ O ₇	7790-62-7	254.323	col needles	≈325		2.28		s H ₂ O
2183	Potassium selenate	K ₂ SeO ₄	7790-59-2	221.16	wh powder			3.07	114 ²⁵	
2184	Potassium selenide	K ₂ Se	1312-74-9	157.16	red cub cry; hyg	800		2.29		s H ₂ O
2185	Potassium selenite	K ₂ SeO ₃	10431-47-7	205.16	wh hyg cry	875 dec			217 ²⁵	sl EtOH
2186	Potassium silver cyanide	KAg(CN) ₂	506-61-6	199.000	wh cry					s H ₂ O
2187	Potassium sodium tartrate tetrahydrate	KNaC ₄ H ₄ O ₆ · 4H ₂ O	6381-59-5	282.220	wh cry	≈70 dec	anh at 130	1.79		vs H ₂ O; i EtOH
2188	Potassium stannate trihydrate	K ₂ SnO ₃ · 3H ₂ O	12142-33-5*	298.951	col cry			3.20		vs H ₂ O; i EtOH
2189	Potassium stearate	KC ₁₈ H ₃₅ O ₂	593-29-3	322.568	wh pow					sl cold H ₂ O; s hot H ₂ O, EtOH
2190	Potassium sulfate	K ₂ SO ₄	7778-80-5	174.260	wh orth cry	1069		2.66	12.0 ²⁵	i EtOH
2191	Potassium sulfide	K ₂ S	1312-73-8	110.262	red-yel cub cry; hyg	948		1.74		s H ₂ O, EtOH; i eth
2192	Potassium sulfide pentahydrate	K ₂ S · 5H ₂ O	37248-34-3	200.338	col rhomb cry	60				vs H ₂ O, EtOH; i eth
2193	Potassium sulfite	K ₂ SO ₃	10117-38-1	158.260	col hex cry				106 ²⁵	sl EtOH
2194	Potassium sulfite dihydrate	K ₂ SO ₃ · 2H ₂ O	7790-56-9	194.291	wh monocl cry	dec			107 ²⁰	sl EtOH; dec dil acid
2195	Potassium superoxide	KO ₂	12030-88-5	71.097	yel tetr cry; hyg	380		2.16		reac H ₂ O
2196	Potassium tellurate(VI) trihydrate	K ₂ TeO ₄ · 3H ₂ O	15571-91-2*	323.84	wh cry powder					s H ₂ O
2197	Potassium tellurite	K ₂ TeO ₃	7790-58-1	253.80	wh hyg cry	≈460 dec				vs H ₂ O
2198	Potassium tetraborate pentahydrate	K ₂ B ₄ O ₇ · 5H ₂ O	1332-77-0	323.513	wh cry powder				16.5 ³⁰	sl EtOH
2199	Potassium tetrachloroaurate dihydrate	KAuCl ₄ · 2H ₂ O	13682-61-6	413.908	yel monocl cry					s H ₂ O, EtOH, eth
2200	Potassium tetrachloroplatinate	K ₂ PtCl ₄	10025-99-7	415.093	pink-red tetr cry	500 dec		3.38		s H ₂ O; i EtOH
2201	Potassium tetracyanocadmuate	K ₂ Cd(CN) ₄	14402-75-6	294.678	cub cry	≈450		1.85	25 ²⁰	sl EtOH
2202	Potassium tetracyanonickelate monohydrate	K ₂ [Ni(CN) ₄] · H ₂ O	14220-17-8*	258.975	red-oran cry	dec 100				
2203	Potassium tetracyanoplatinate(II) trihydrate	K ₂ Pt(CN) ₄ · 3H ₂ O	562-76-5*	431.397	col rhomb prisms					s H ₂ O
2204	Potassium tetracyanozincate	K ₂ Zn(CN) ₄	14244-62-3	247.676	cry pow					vs H ₂ O
2205	Potassium tetraiodomercurate(II)	K ₂ HgI ₄	7783-33-7	786.40	yel hyg cry			4.29		vs H ₂ O; s EtOH, eth, ace
2206	Potassium thiocyanate	KSCN	333-20-0	97.181	col tetr cry; hyg	173	500 dec	1.88	238 ²⁵	s EtOH
2207	Potassium thiosulfate	K ₂ S ₂ O ₃	10294-66-3	190.325	col hyg cry				165 ²⁵	i EtOH
2208	Potassium titanate	K ₂ TiO ₃	12030-97-6	174.062	wh orth cry	1515		3.1		reac H ₂ O
2209	Potassium triiodide monohydrate	KI ₃ · H ₂ O	7790-42-3	437.827	brn monocl cry; hyg	225 dec		3.5		s H ₂ O; reac EtOH, eth
2210	Potassium triiodozincate	KZnI ₃	7790-43-4	485.221	hyg cry					vs H ₂ O
2211	Potassium thiocarbonate	K ₂ CS ₃	26750-66-3	186.403	yel-red hyg cry					vs H ₂ O
2212	Potassium tungstate	K ₂ WO ₄	7790-60-5	326.04	hyg cry	921		3.12		vs H ₂ O; i EtOH
2213	Potassium uranate	K ₂ U ₂ O ₇	7790-63-8	666.251	oran cub cry			6.12		i H ₂ O; s acid

No.	Name	Formula	CAS Reg No.	Mol. weight	Physical form	mp/°C	bp/°C	Density g cm ⁻³	Solubility g/100 g H ₂ O	Qualitative solubility
2214	Potassium uranyl nitrate	K(UO ₂)(NO ₃) ₃	18078-40-5	495.140	grn-yel cry pow					vs H ₂ O
2215	Potassium uranyl sulfate dihydrate	K ₂ (UO ₂)(SO ₄) ₂ · 2H ₂ O	27709-53-1	576.381	grn-yel cry pow	dec 120		3.36		vs H ₂ O
2216	Potassium zinc sulfate hexahydrate	K ₂ Zn(SO ₄) ₂ · 6H ₂ O	13932-17-7	443.823	cry					s H ₂ O
2217	Potassium zirconium sulfate trihydrate	K ₂ Zr(SO ₄) ₄ · 3H ₂ O	53608-79-0	685.914	wh cry pow					sl H ₂ O
2218	Praseodymium	Pr	7440-10-0	140.908	silv metal; hex	931	3520	6.77		
2219	Praseodymium boride	PrB ₆	12008-27-4	205.774	blk cub cry	2610		4.84		
2220	Praseodymium nitride	PrN	25764-09-4	154.915	cub cry			7.46		
2221	Praseodymium silicide	PrSi ₂	12066-83-0	197.079	tetr cry	1712		5.46		
2222	Praseodymium(II) iodide	PrI ₂	65530-47-4	394.717	bronze solid	758				
2223	Praseodymium(III) bromate	Pr(BrO ₃) ₃	15162-93-3	524.615	grn cry					vs H ₂ O
2224	Praseodymium(III) bromide	PrBr ₃	13536-53-3	380.620	grn hex cry; hyg	693		5.28		s H ₂ O
2225	Praseodymium(III) carbonate octahydrate	Pr ₂ (CO ₃) ₃ · 8H ₂ O	14948-62-0	605.964	grn silky plates	dec 420 (anh)				i H ₂ O; s acid
2226	Praseodymium(III) chloride	PrCl ₃	10361-79-2	247.267	grn hex needles; hyg	786		4.0	96.1 ²⁵	s EtOH
2227	Praseodymium(III) chloride heptahydrate	PrCl ₃ · 7H ₂ O	10025-90-8	373.374	grn cry	110 dec			96.1 ²⁵	s EtOH
2228	Praseodymium(III) fluoride	PrF ₃	13709-46-1	197.903	grn hex cry	1399		6.3		
2229	Praseodymium(III) hydroxide	Pr(OH) ₃	16469-16-2	191.930	grn solid	dec 220		3.7		i H ₂ O
2230	Praseodymium(III) iodide	PrI ₃	13813-23-5	521.621	orth hyg cry	738		≈5.8		s H ₂ O
2231	Praseodymium(III) nitrate	Pr(NO ₃) ₃	10361-80-5	326.923	pale grn hyg cry				165 ²⁶	s EtOH
2232	Praseodymium(III) nitrate hexahydrate	Pr(NO ₃) ₃ · 6H ₂ O	15878-77-0	435.014	grn needles				165 ²⁶	s EtOH, ace
2233	Praseodymium(III) oxide	Pr ₂ O ₃	12036-32-7	329.813	wh hex cry	2183	3760	6.9		
2234	Praseodymium(III) perchlorate hexahydrate	Pr(ClO ₄) ₃ · 6H ₂ O	13498-07-2*	547.351	hyg grn cry	dec 200				s H ₂ O, EtOH
2235	Praseodymium(III) sulfate octahydrate	Pr ₂ (SO ₄) ₃ · 8H ₂ O	13510-41-3	714.125	grn monocl cry			2.83	17 ²⁰	s H ₂ O
2236	Praseodymium(III) sulfide	Pr ₂ S ₃	12038-13-0	378.010	cub cry	1765		5.1		
2237	Praseodymium(III) telluride	Pr ₂ Te ₃	12038-12-9	664.62	cub cry	1500		≈7.0		
2238	Praseodymium(IV) fluoride	PrF ₄	15192-24-2	216.902	yel-wh solid	dec 90				
2239	Promethium	Pm	7440-12-2	145	silv metal; hex	1042	3000	7.26		
2240	Promethium(III) bromide	PmBr ₃	14325-78-1	385	red cry	625				s H ₂ O
2241	Promethium(III) chloride	PmCl ₃	13779-10-7	251	pale blue hyg cry	655				s H ₂ O
2242	Promethium(III) fluoride	PmF ₃	13709-45-0	202	pink solid	1338				s H ₂ O
2243	Promethium(III) iodide	PmI ₃	13818-73-0	526	red solid	695				
2244	Protactinium	Pa	7440-13-3	231.036	shiny metal; tetr or cub	1572		15.4		
2245	Protactinium(V) chloride	PaCl ₅	13760-41-3	408.301	yel monocl cry	306		3.74		
2246	Radium	Ra	7440-14-4	226	wh metal; cub	696		5		
2247	Radium bromide	RaBr ₂	10031-23-9	386	wh orth cry	728		5.79	70.6 ²⁰	s EtOH
2248	Radium carbonate	RaCO ₃	7116-98-5	286	wh orth cry					i H ₂ O
2249	Radium chloride	RaCl ₂	10025-66-8	297	wh orth cry	1000		4.9	24.5 ²⁰	s EtOH
2250	Radium fluoride	RaF ₂	20610-49-5	264	wh cub cry			6.7		
2251	Radium nitrate	Ra(NO ₃) ₂	10213-12-4	350	cry				13.9	
2252	Radium sulfate	RaSO ₄	7446-16-4	322	wh cry					i H ₂ O, acid
2253	Radon	Rn	10043-92-2	222	col gas	-71	-61.7	9.074 g/L		sl H ₂ O
2254	Rhenium	Re	7440-15-5	186.207	silv-gray metal	3185	5590	20.8		i HCl
2255	Perrhenic acid	HReO ₄	13768-11-1	251.213	exists only in soln					vs H ₂ O, os
2256	Rhenium carbonyl	Re ₂ (CO) ₁₀	14285-68-8	652.515	yel-wh cry	170 dec		2.87		s os
2257	Rhenium pentacarbonyl bromide	Re(CO) ₅ Br	14220-21-4	406.162	wh cry	90				
2258	Rhenium pentacarbonyl chloride	Re(CO) ₅ Cl	14099-01-5	361.711	wh cry		subl 140			
2259	Rhenium(III) bromide	ReBr ₃	13569-49-8	425.919	red-brn monocl cry		500 subl	6.10		s ace, MeOH, EtOH
2260	Rhenium(III) chloride	ReCl ₃	13569-63-6	292.566	red-blk hyg cry	500 dec		4.81		s H ₂ O
2261	Rhenium(III) iodide	ReI ₃	15622-42-1	566.920	blk solid	dec				
2262	Rhenium(IV) chloride	ReCl ₄	13569-71-6	328.019	purp-blk cry; hyg	300 dec		4.9		
2263	Rhenium(IV) fluoride	ReF ₄	15192-42-4	262.201	blue tetr cry		>300 subl	7.49		
2264	Rhenium(IV) oxide	ReO ₂	12036-09-8	218.206	gray orth cry	900 dec		11.4		
2265	Rhenium(IV) selenide	ReSe ₂	12038-64-1	344.13	tricl cry					
2266	Rhenium(IV) silicide	ReSi ₂	12038-66-3	242.378	refrac solid	2000				
2267	Rhenium(IV) sulfide	ReS ₂	12038-63-0	250.337	tricl cry			7.6		
2268	Rhenium(IV) telluride	ReTe ₂	12067-00-4	441.41	orth cry			8.50		
2269	Rhenium(V) bromide	ReBr ₅	30937-53-2	585.727	brn solid	110 dec				
2270	Rhenium(V) chloride	ReCl ₅	39368-69-9	363.472	brn-blk solid	220		4.9		reac H ₂ O
2271	Rhenium(V) fluoride	ReF ₅	30937-52-1	281.199	yel-grn solid	48	221.3			
2272	Rhenium(V) oxide	Re ₂ O ₅	12165-05-8	452.411	blue-blk tetr cry			≈7		

No.	Name	Formula	CAS Reg No.	Mol. weight	Physical form	mp/°C	bp/°C	Density g cm ⁻³	Solubility g/100 g H ₂ O	Qualitative solubility
2273	Rhenium(VI) chloride	ReCl ₆	31234-26-1	398.925	red-grn solid	29				
2274	Rhenium(VI) dioxidydifluoride	ReO ₂ F ₂	81155-18-2	256.203	col cry	156				
2275	Rhenium(VI) fluoride	ReF ₆	10049-17-9	300.197	yel liq or cub cry	18.5	33.8	4.06(cry)		s HNO ₃
2276	Rhenium(VI) oxide	ReO ₃	1314-28-9	234.205	red cub cry	400 dec		6.9		i H ₂ O, acid, alk
2277	Rhenium(VI) oxytetrafluoride	ReOCl ₄	13814-76-1	344.018	brn cry	29.3	223			reac H ₂ O
2278	Rhenium(VI) oxytetrafluoride	ReOF ₄	17026-29-8	278.200	blue solid	108	171.7			
2279	Rhenium(VII) fluoride	ReF ₇	17029-21-9	319.196	yel cub cry	48.3	73.7	4.32		
2280	Rhenium(VII) oxide	Re ₂ O ₇	1314-68-7	484.410	yel hyg cry	327	360	6.10		s H ₂ O, EtOH, eth, diox, py
2281	Rhenium(VII) trioxychloride	ReO ₃ Cl	7791-09-5	269.658	col liq	4.5	128	3.87		reac H ₂ O
2282	Rhenium(VII) trioxylfluoride	ReO ₃ F	42246-24-2	253.203	yel solid	147	164			
2283	Rhenium(VII) dioxyltrifluoride	ReO ₂ F ₃	57246-89-6	275.201	yel solid	90	185.4			reac H ₂ O
2284	Rhenium(VII) oxypentatetrafluoride	ReOF ₅	23377-53-9	297.198	cream solid	43.8	73.0			
2285	Rhenium(VII) sulfide	Re ₂ S ₇	12038-67-4	596.869	brn-blk tetr cry			4.87		i H ₂ O
2286	Rhodium	Rh	7440-16-6	102.906	silv-wh metal; cub	1963	3695	12.4		i acid, sl aqua regia
2287	Rhodium carbonyl	Rh ₄ (CO) ₁₆	28407-51-4	1065.594	red-brn cry	220 dec				
2288	Rhodium carbonyl chloride	[Rh(CO) ₂ Cl] ₂	14523-22-9	388.758	red-oran cry	124				s os
2289	Rhodium dodecacarbonyl	Rh ₁₂ (CO) ₁₂	19584-30-6	747.743	red hyg cry	150 dec		2.52		reac H ₂ O
2290	Rhodium(III) bromide	RhBr ₃	15608-29-4	342.618	dark brn plates	800 dec		5.56		s H ₂ O; i acid, os
2291	Rhodium(III) chloride	RhCl ₃	10049-07-7	209.265	red monocl cry		717	5.38		i H ₂ O; s alk
2292	Rhodium(III) fluoride	RhF ₃	60804-25-3	159.901	red hex cry			5.4		
2293	Rhodium(III) iodide	RhI ₃	15492-38-3	483.619	blk monocl cry; hyg			6.4		
2294	Rhodium(III) nitrate	Rh(NO ₃) ₃	10139-58-9	288.921	hyg brn solid	600 dec				i H ₂ O
2295	Rhodium(III) nitrate dihydrate	Rh(NO ₃) ₃ · 2H ₂ O	13465-43-5	324.951	blk solid	dec				i H ₂ O; s aqua regia
2296	Rhodium(III) oxide	Rh ₂ O ₃	12036-35-0	253.809	gray hex cry	1100 dec		8.2		
2297	Rhodium(III) oxide pentahydrate	Rh ₂ O ₃ · 5H ₂ O	39373-27-8	309.010	yel pow	dec				sl H ₂ O; s acid
2298	Rhodium(III) sulfate	Rh ₂ (SO ₄) ₃	10489-46-0	493.999	red-yel solid	>500 dec				
2299	Rhodium(IV) oxide	RhO ₂	12137-27-8	134.905	blk tetr cry			7.2		
2300	Rhodium(IV) oxide dihydrate	RhO ₂ · 2H ₂ O	12137-27-8	170.936	grn solid	dec		8.20		i H ₂ O, sol HCl, alk
2301	Rhodium(VI) fluoride	RhF ₆	13693-07-7	216.896	blk cub cry	≈70		3.1		
2302	Rubidium	Rb	7440-17-7	85.468	soft silv metal; cub	39.30	688	1.53		reac H ₂ O
2303	Rubidium acetate	RbC ₂ H ₃ O ₂	563-67-7	144.512	wh hyg cry	246				vs H ₂ O
2304	Rubidium aluminum sulfate	RbAl(SO ₄) ₂	13530-57-9	304.575	hex cry			≈3.1	1.60 ²⁰	i EtOH
2305	Rubidium aluminum sulfate dodecahydrate	RbAl(SO ₄) ₂ · 12H ₂ O	7784-29-4	520.759	col cub cry	≈100 dec		≈1.9		s H ₂ O; i EtOH
2306	Rubidium azide	RbN ₃	22756-36-1	127.488	tetr cry; exp	317		2.79	107 ¹⁶	
2307	Rubidium bromate	RbBrO ₃	13446-70-3	213.370	cub cry	430		3.68	2.95 ²⁵	
2308	Rubidium bromide	RbBr	7789-39-1	165.372	wh cub cry; hyg	692	1340	3.35	116 ²⁵	
2309	Rubidium carbonate	Rb ₂ CO ₃	584-09-8	230.945	col monocl cry; hyg	837			223 ²⁰	
2310	Rubidium chlorate	RbClO ₃	13446-71-4	168.919	col cry	324	dec 480	3.19	6.63 ²⁵	sl H ₂ O
2311	Rubidium chloride	RbCl	7791-11-9	120.921	wh cub cry; hyg	724	1390	2.76	93.9 ²⁵	sl EtOH
2312	Rubidium chromate	Rb ₂ CrO ₄	13446-72-5	286.930	yel rhom cry			3.518	76.2 ²⁵	
2313	Rubidium dichromate	Rb ₂ Cr ₂ O ₇	13446-73-6	386.924	red tricr or yel monocl cry			3.1		s H ₂ O
2314	Rubidium cyanide	RbCN	19073-56-4	111.486	wh cub cry			2.3		s H ₂ O; i EtOH, eth
2315	Rubidium fluoride	RbF	13446-74-7	104.466	wh cub cry; hyg	795	1410	3.2	300 ²⁰	i EtOH
2316	Rubidium fluoroborate	RbBF ₄	18909-68-7	172.273	orth cry	612 dec		2.82		sl H ₂ O
2317	Rubidium formate	RbCHO ₂	3495-35-0	130.486	wh hyg cry	dec				
2318	Rubidium hexafluorogermanate	Rb ₂ GeF ₆	16962-48-4	357.57	wh cry	696				s H ₂ O
2319	Rubidium hydride	RbH	13446-75-8	86.476	wh cub cry; flam	≈170 dec		2.60		reac H ₂ O
2320	Rubidium hydrogen carbonate	RbHCO ₃	19088-74-5	146.485	wh rhomb cry	175 dec			116 ²⁰	
2321	Rubidium hydrogen fluoride	RbHF ₂	12280-64-7	124.473	tetr cry	188		3.3		
2322	Rubidium hydrogen sulfate	RbHSO ₄	15587-72-1	182.539	col monocl cry	208		2.9		s H ₂ O
2323	Rubidium hydroxide	RbOH	1310-82-3	102.475	gray-wh orth cry; hyg	385		3.2	173 ³⁰	s EtOH
2324	Rubidium iodate	RbIO ₃	13446-76-9	260.370	monocl or cub cry	dec		4.33	2.44 ²⁵	vs HCl
2325	Rubidium iodide	RbI	7790-29-6	212.372	wh cub cry	656	1300	3.55	165 ²⁵	s EtOH
2326	Rubidium molybdate	Rb ₂ MoO ₄	13718-22-4	330.87	wh cry	958				s H ₂ O
2327	Rubidium nitrate	RbNO ₃	13126-12-0	147.473	wh hex cry; hyg	310		3.11	65.0 ²⁵	vs H ₂ O
2328	Rubidium nitrite	RbNO ₂	13825-25-7	131.474	wh cry	422				vs H ₂ O
2329	Rubidium oxide	Rb ₂ O	18088-11-4	186.935	yel-brn cub cry; hyg	400 dec		4.0		reac H ₂ O
2330	Rubidium perchlorate	RbClO ₄	13510-42-4	184.919	wh hyg cry	550	dec >550	2.9	1.5 ²⁵	
2331	Rubidium permanganate	RbMnO ₄	13465-49-1	204.404	dark purp cry	300 dec		3.24		sl H ₂ O
2332	Rubidium peroxide	Rb ₂ O ₂	23611-30-5	202.935	wh orth cry	570		3.8		reac H ₂ O
2333	Rubidium selenide	Rb ₂ Se	31052-43-4	249.90	wh cub cry	733		3.22		reac H ₂ O

No.	Name	Formula	CAS Reg No.	Mol. weight	Physical form	mp/°C	bp/°C	Density g cm ⁻³	Solubility g/100 g H ₂ O	Qualitative solubility
2334	Rubidium sulfate	Rb ₂ SO ₄	7488-54-2	266.999	wh orth cry	1066		3.61	50.8 ²⁵	
2335	Rubidium sulfide	Rb ₂ S	31083-74-6	203.001	wh cub cry	425		2.91		s H ₂ O
2336	Rubidium superoxide	RbO ₂	12137-25-6	117.467	tetr cry	412		≈3.0		
2337	Ruthenium	Ru	7440-18-8	101.07	silv-wh metal; hex	2333	4147	12.1		i acid, aqua regia
2338	Ruthenium dodecacarbonyl	Ru ₃ (CO) ₁₂	15243-33-1	639.33	oran cry	150 dec				
2339	Ruthenium pentacarbonyl	Ru(CO) ₅	16406-48-7	241.12	col liq	-22	dec 50			i H ₂ O; s EtOH, bz, chl, hc
2340	Ruthenium nonacarbonyl	Ru ₉ (CO) ₉	63128-11-0	454.23	stab below -40					s hex
2341	Ruthenium nitrosyl chloride monohydrate	Ru(NO)Cl ₃ · H ₂ O	18902-42-6	255.45	hyg red cry					
2342	Hexaammineruthenium(III) chloride	Ru(NH ₃) ₆ Cl ₃	14282-91-8	309.61	col monoc cry					s H ₂ O
2343	Ruthenium(III) bromide	RuBr ₃	14014-88-1	340.78	brn hex cry	dec 500		5.3		i H ₂ O, acid, EtOH
2344	Ruthenium(III) chloride	RuCl ₃	10049-08-8	207.43	blk-brn hex cry	≈500 dec		3.1		i H ₂ O; sl EtOH
2345	Ruthenium(III) fluoride	RuF ₃	51621-05-7	158.07	brn rhomb cry	≈600 dec		5.36		i H ₂ O, dil acid
2346	Ruthenium(III) iodide	RuI ₃	13896-65-6	481.78	blk hex cry	dec 300		6.0		sl H ₂ O
2347	Ruthenium(III) 2,4-pentanedioate	Ru(CH ₃ COCHCOCH ₃) ₃	14284-93-6	398.39	red-brn cry	230				
2348	Ruthenium(IV) fluoride	RuF ₄	71500-16-8	177.06	yel-red cry					reac H ₂ O
2349	Ruthenium(IV) oxide	RuO ₂	12036-10-1	133.07	gray-blk tetr cry	dec 1300		7.05		i H ₂ O, acid
2350	Ruthenium(V) fluoride	RuF ₅	14521-18-7	196.06	grn monoc cry	86.5	227	3.90		
2351	Ruthenium(VI) fluoride	RuF ₆	13693-08-8	215.06	dark brn orth cry	54	200 dec	3.54		reac H ₂ O
2352	Ruthenium(VIII) oxide	RuO ₄	20427-56-9	165.07	yel monoc prisms	25.4	40	3.29	2.03 ²⁰	sl H ₂ O; vs etc; reac EtOH
2353	Samarium	Sm	7440-19-9	150.36	silv metal; rhomb	1072	1794	7.52		
2354	Samarium boride	SmB ₆	12008-30-9	215.23	refrac solid	2580		5.07		
2355	Samarium silicide	SmSi ₂	12300-22-0	206.53	orth cry			5.14		
2356	Samarium(II) bromide	SmBr ₂	50801-97-3	310.17	brn cry	669				reac H ₂ O
2357	Samarium(II) chloride	SmCl ₂	13874-75-4	221.27	brn cry	855		3.69		reac H ₂ O
2358	Samarium(II) fluoride	SmF ₂	15192-17-3	188.36	purp cry					reac H ₂ O
2359	Samarium(II) iodide	SmI ₂	32248-43-4	404.17	grn cry	520				reac H ₂ O
2360	Samarium(III) acetate trihydrate	Sm(C ₂ H ₃ O ₂) ₃ · 3H ₂ O	17829-86-6	381.54	hyg yel-wh solid			1.94		s H ₂ O
2361	Samarium(III) bromate nonahydrate	Sm(BrO ₃) ₃ · 9H ₂ O	63427-22-5	696.20	pink hex cry	75 dec				vs H ₂ O; sl EtOH
2362	Samarium(III) bromide	SmBr ₃	13759-87-0	390.07	yel cry	640				reac H ₂ O
2363	Samarium(III) carbonate	Sm ₂ (CO ₃) ₃	5895-47-6	480.75	wh-yel pow	dec >500				
2364	Samarium(III) chloride	SmCl ₃	10361-82-7	256.72	yel cry	682		4.46	93.8 ²⁵	
2365	Samarium(III) chloride hexahydrate	SmCl ₃ · 6H ₂ O	13465-55-9	364.81	yel cry	dec		2.38	93.8 ²⁵	
2366	Samarium(III) fluoride	SmF ₃	13765-24-7	207.36	wh cry	1306				reac H ₂ O
2367	Samarium(III) iodide	SmI ₃	13813-25-7	531.07	oran cry	850				reac H ₂ O
2368	Samarium(III) nitrate	Sm(NO ₃) ₃	10361-83-8	336.38	yel-wh hyg solid				144 ²⁵	s EtOH
2369	Samarium(III) nitrate hexahydrate	Sm(NO ₃) ₃ · 6H ₂ O	13759-83-6	444.47	pale yel cry	78				s H ₂ O, MeOH, ace
2370	Samarium(III) oxide	Sm ₂ O ₃	12060-58-1	348.72	yel-wh cub cry	2269	3780	7.6		
2371	Samarium(III) sulfate octahydrate	Sm ₂ (SO ₄) ₃ · 8H ₂ O	13465-58-2	733.03	yel cry			2.93	2.67 ²⁰	
2372	Samarium(III) sulfide	Sm ₂ S ₃	12067-22-0	396.92	gray-brn cub cry	1720		5.87		
2373	Samarium(III) telluride	Sm ₂ Te ₃	12040-00-5	683.52	orth cry			7.31		
2374	Scandium	Sc	7440-20-2	44.956	silv metal; hex	1541	2836	2.99		
2375	Scandium boride	ScB ₂	12007-34-0	66.578	refrac solid	2250		3.17		
2376	Scandium bromide	ScBr ₃	13465-59-3	284.668	wh hyg cry	969		9.33		s H ₂ O
2377	Scandium chloride	ScCl ₃	10361-84-9	151.315	wh hyg cry	967		2.4		s H ₂ O; i EtOH
2378	Scandium fluoride	ScF ₃	13709-47-2	101.951	wh powder	1552				sl H ₂ O
2379	Scandium hydroxide	Sc(OH) ₃	17674-34-9	95.978	col amorp solid					i H ₂ O; s dil acid
2380	Scandium iodide	ScI ₃	14474-33-0	425.669	hyg yel cry	953	subl			s H ₂ O, EtOH, CCD
2381	Scandium nitrate	Sc(NO ₃) ₃	13465-60-6	230.971	wh cry				169 ²⁵	s EtOH
2382	Scandium oxide	Sc ₂ O ₃	12060-08-1	137.910	wh cub cry	2489		3.864		s conc acid
2383	Scandium sulfate pentahydrate	Sc ₂ (SO ₄) ₃ · 5H ₂ O	15292-44-1	468.176	col cry	dec 110				vs H ₂ O
2384	Scandium sulfide	Sc ₂ S ₃	12166-29-9	186.107	yel orth cry	1775		2.91		
2385	Scandium telluride	Sc ₂ Te ₃	12166-44-8	472.71	blk hex cry			5.29		
2386	Selenium (gray)	Se	7782-49-2	78.96	gray metallic cry; hex	220.8	685	4.809		i H ₂ O, CS ₂
2387	Selenium (α form)	Se	7782-49-2	78.96	red monoc cry	trans gray Se >120	685	4.39		i H ₂ O, EtOH; sl eth
2388	Selenium (vitreous)	Se	7782-49-2	78.96	blk amorp solid	trans gray Se 180	685	4.28		i H ₂ O; sl CS ₂
2389	Selenic acid	H ₂ SeO ₄	7783-08-6	144.97	wh hyg solid	58	260 dec	2.95		vs H ₂ O; reac EtOH
2390	Pentafluoroothoselenic acid	HOSeF ₅	38989-47-8	190.96	col solid	38	47			
2391	Selenous acid	H ₂ SeO ₃	7783-00-8	128.97	wh hyg cry	70 dec		3.0		vs H ₂ O; s EtOH
2392	Selenium dioxide	SeO ₂	7446-08-4	110.96	wh tetr needles or powder	340 tp	315 sp	3.95	264 ²²	s EtOH, MeOH; sl ace
2393	Selenium trioxide	SeO ₃	13768-86-0	126.96	wh tetr cry; hyg	118	subl	3.44		s H ₂ O, os

No.	Name	Formula	CAS Reg No.	Mol. weight	Physical form	mp/°C	bp/°C	Density g cm ⁻³	Solubility g/100 g H ₂ O	Qualitative solubility
2394	Selenium bromide	SeBr ₂	7789-52-8	317.73	red liq	5	225 dec	3.60		reac H ₂ O; s CS ₂ , chl
2395	Selenium chloride	SeCl ₂	10025-68-0	228.83	yel-brn oily liq	-85	127 dec	2.774		reac H ₂ O; s CS ₂ , bz, ctc, chl
2396	Selenium tetrabromide	SeBr ₄	7789-65-3	398.58	oran-red cry	123				reac H ₂ O; s CS ₂ , chl
2397	Selenium tetrachloride	SeCl ₄	10026-03-6	220.77	wh-yel cry	305 tp	191.4 sp	2.6		reac H ₂ O
2398	Selenium tetrafluoride	SeF ₄	13465-66-2	154.95	col liq	-9.5	101.6	2.75		reac H ₂ O; vs EtOH, eth
2399	Selenium hexafluoride	SeF ₆	7783-79-1	192.95	col gas	-34.6 tp	-46.6 sp	7.887 g/L		i H ₂ O
2400	Selenium chloride pentafluoride	SeF ₅ Cl	34979-62-9	209.41	col gas	-19	4.5			
2401	Selenium oxybromide	SeOBr ₂	7789-51-7	254.77	red-yel solid	41.6	220 dec	3.38		reac H ₂ O; s CS ₂ , bz, ctc
2402	Selenium oxychloride	SeOCl ₂	7791-23-3	165.87	col or yel liq	8.5	177	2.44		reac H ₂ O; s ctc, chl, bz, tol
2403	Selenium oxyfluoride	SeOF ₂	7783-43-9	132.96	col liq	15	125	2.8		reac H ₂ O
2404	Selenium oxytetrafluoride	SeOF ₄	53319-44-1	170.95	unstab col liq	12	65			
2405	Selenium dioxide difluoride	SeO ₂ F ₂	14984-81-7	148.96	col gas	-99.5	-8.4	6.089 g/L		reac H ₂ O
2406	Selenium monosulfide	SeS	7446-34-6	111.03						
2407	Selenium disulfide	SeS ₂	7488-56-4	143.09	red-yel cry	100				i H ₂ O; s acid
2408	Selenium sulfide (Se ₂ S ₃)	Se ₂ S ₃	75926-26-0	350.31	oran needles	121.5		2.44		s CS ₂ ; sl bz
2409	Selenium sulfide (Se ₄ S ₅)	Se ₄ S ₅	75926-28-2	444.10	red cry	113 dec		3.29		s bz; sl CS ₂
2410	Selenium sulfide (Se ₈ S ₈)	Se ₈ S ₈	75926-30-6	537.89	oran cry	121.5				s CS ₂
2411	Silicon	Si	7440-21-3	28.085	gray cry or brn amorp solid	1414	3265	2.3296		i H ₂ O, acid; s alk
2412	Silane	SiH ₄	7803-62-5	32.118	col gas; flam	-185	-111.9	1.313 g/L		reac H ₂ O; i EtOH, bz
2413	Disilane	Si ₂ H ₆	1590-87-0	62.219	col gas; flam	-129.4	-14.8	2.543 g/L		reac H ₂ O, ctc, chl; s EtOH, bz
2414	Trisilane	Si ₃ H ₈	7783-26-8	92.321	flam col liq	-117.4	52.9	0.739		reac H ₂ O
2415	Tetrasilane	Si ₄ H ₁₀	7783-29-1	122.421	col liq; flam	-89.9	108.1	0.792		reac H ₂ O
2416	2-Silyltrisilane	Si ₄ H ₁₀	13597-87-0	122.421	col liq	-99.4	101.7	0.792		reac H ₂ O
2417	Cyclopentasilane	Si ₅ H ₁₀	289-22-5	150.507	col liq	-10.5	194.3	0.963		reac H ₂ O
2418	Pentasilane	Si ₅ H ₁₂	14868-53-2	152.523	col liq	-72.8	153.2	0.827		reac H ₂ O
2419	2-Silyltetrasilane	Si ₆ H ₁₂	14868-54-3	152.523	col liq	-109.9	146.2	0.820		reac H ₂ O
2420	2,2-Disilyltrisilane	Si ₅ H ₁₂	15947-57-6	152.523	col liq	-57.8	134.3	0.815		reac H ₂ O
2421	Cyclohexasilane	Si ₆ H ₁₂	291-59-8	180.608	col liq	16.5	226			reac H ₂ O
2422	Hexasilane	Si ₆ H ₁₄	14693-61-9	182.624	col liq	-44.7	193.6	0.847		reac H ₂ O
2423	2-Silylpentasilane	Si ₆ H ₁₄	14868-55-4	182.624	col liq	-78.4	185.2	0.840		
2424	3-Silylpentasilane	Si ₆ H ₁₄	52988-75-7	182.624	col liq	-69	179.5	0.843		reac H ₂ O
2425	Heptasilane	Si ₇ H ₁₆	14693-65-3	212.726	col liq	-30.1	226.8	0.859		reac H ₂ O
2426	Bromosilane	SiH ₃ Br	13465-73-1	111.014	col gas	-94	1.9	4.538 g/L		
2427	Dibromosilane	SiH ₂ Br ₂	13768-94-0	189.910	liq	-70.1	66			
2428	Tribromosilane	SiHBr ₃	7789-57-3	268.806	flam liq	-73	109	2.7		reac H ₂ O
2429	Tetrabromosilane	SiBr ₄	7789-66-4	347.702	col fuming liq	5.39	154	2.8		reac H ₂ O
2430	Bromotrichlorosilane	SiBrCl ₃	13465-74-2	214.349	col liq	-62	80.3	1.826		reac H ₂ O
2431	Dibromodichlorosilane	SiBr ₂ Cl ₂	13465-75-3	258.800	col liq	-45.5	104	2.172		reac H ₂ O
2432	Tribromochlorosilane	SiBr ₃ Cl	13465-76-4	303.251	col liq	-20.8	127	2.497		reac H ₂ O
2433	Hexabromosilane	Si ₂ Br ₆	13517-13-0	535.595	col cry	95	265			
2434	Octabromotrisilane	Si ₃ Br ₈	54804-32-9	723.489	col liq	46				
2435	Chlorosilane	SiH ₃ Cl	13465-78-6	66.563	col gas	-118	-30.4	2.721 g/L		
2436	Dichlorosilane	SiH ₂ Cl ₂	4109-96-0	101.008	col gas; flam	-122	8.3	4.129 g/L		reac H ₂ O
2437	Trichlorosilane	SiHCl ₃	10025-78-2	135.453	fuming liq	-128.2	33	1.331		reac H ₂ O
2438	Tetrachlorosilane	SiCl ₄	10026-04-7	169.898	col fuming liq	-68.74	57.65	1.5		reac H ₂ O
2439	Chlorotrifluorosilane	SiClF ₃	14049-36-6	120.534	col gas	-138	-70.0	4.927 g/L		reac H ₂ O
2440	Dichlorodifluorosilane	SiCl ₂ F ₂	18356-71-3	136.989	col gas	-44	-32	5.599 g/L		reac H ₂ O
2441	Trichlorofluorosilane	SiCl ₃ F	14965-52-7	153.443	col gas		12.25	6.272 g/L		
2442	Trichloriodosilane	SiCl ₃ I	13465-85-5	261.349	col liq	-60	113.5			reac H ₂ O
2443	Hexachlorodisilane	Si ₂ Cl ₆	13465-77-5	268.889	col liq	2.5	146			reac H ₂ O
2444	Octachlorotrisilane	Si ₃ Cl ₈	13596-23-1	367.881	col liq	-67	216			
2445	Fluorosilane	SiH ₃ F	13537-33-2	50.108	col gas		-98.6	2.048 g/L		
2446	Difluorosilane	SiH ₂ F ₂	13824-36-7	68.099	col gas	-122	-77.8	2.783 g/L		
2447	Trifluorosilane	SiHF ₃	13465-71-9	86.089	col gas	-131	-95	3.519 g/L		
2448	Tetrafluorosilane	SiF ₄	7783-61-1	104.080	col gas	-90.2	-86	4.254 g/L		reac H ₂ O
2449	Hexafluorodisilane	Si ₂ F ₆	13830-68-7	170.161	col gas	-18.7 tp @ 780 mmHg	-19.1 sp			reac H ₂ O
2450	Octafluorotrisilane	Si ₃ F ₈	14521-14-3	236.244	col liq	-1.2	42			
2451	Decafluorotetrasilane	Si ₄ F ₁₀	14521-15-4	302.326	col cry	68	85.1			
2452	Iodosilane	SiH ₃ I	13598-42-0	158.014	col liq	-57	45.6			

No.	Name	Formula	CAS Reg No.	Mol. weight	Physical form	mp/°C	bp/°C	Density g cm ⁻³	Solubility g/100 g H ₂ O	Qualitative solubility
2453	Diiodosilane	SiH ₂ I ₂	13760-02-6	283.911	col liq	-1	150			
2454	Triiodosilane	SiH ₃ I ₃	13465-72-0	409.807	liq	8	220 dec			
2455	Tetraiodosilane	SiI ₄	13465-84-4	535.704	wh powder	120.5	287.35	4.1		
2456	Hexaiododisilane	Si ₂ I ₆	13510-43-5	817.598	pale yel cry	250				
2457	Disiloxane	(SiH ₃) ₂ O	13597-73-4	78.218	gas	-144	-15.2	3.197 g/L		
2458	Hexachlorodisiloxane	(SiCl ₃) ₂ O	14986-21-1	284.888	liq	-28	137			
2459	Methylsilane	SiH ₃ CH ₃	992-94-9	46.145	col gas	-156.5	-57.5			
2460	Metasilicic acid	H ₂ SiO ₃	7699-41-4	78.100	wh amorp powder					i H ₂ O; s HF
2461	Orthosilicic acid	H ₄ SiO ₄	10193-36-9	96.116	exists only in soln					
2462	Fluorosilicic acid	H ₂ SiF ₆	16961-83-4	144.092	stab only in aq soln					s H ₂ O
2463	Silicon carbide (hexagonal)	SiC	409-21-2	40.097	hard grn-black hex cry	2830		3.16		i H ₂ O, EtOH
2464	Silicon nitride (Si ₃ N ₄)	Si ₃ N ₄	12033-89-5	140.284	gray refrac solid; hex	1900		3.17		
2465	Silicon monoxide	SiO	10097-28-6	44.085	blk cub cry, stable >1200			2.18		
2466	Silicon dioxide (α-quartz)	SiO ₂	14808-60-7	60.085	col hex cry	trans to beta quartz 573	2950	2.648		i H ₂ O, acid; s HF
2467	Silicon dioxide (β-quartz)	SiO ₂	14808-60-7	60.085	col hex cry	trans to tridymite 867	2950	2.533 ⁶⁰⁰		i H ₂ O, acid; s HF
2468	Silicon dioxide (tridymite)	SiO ₂	15468-32-3	60.085	col hex cry	trans cristobalite 1470	2950	2.265		i H ₂ O, acid; s HF
2469	Silicon dioxide (cristobalite)	SiO ₂	14464-46-1	60.085	col hex cry	1722	2950	2.334		i H ₂ O, acid; s HF
2470	Silicon dioxide (vitreous)	SiO ₂	60676-86-0	60.085	col amorp solid	1713	2950	2.196		i H ₂ O, acid; s HF
2471	Silicon monosulfide	SiS	12504-41-5	60.151	yel-red hyg powder	1090	940	1.85		reac H ₂ O
2472	Silicon disulfide	SiS ₂	13759-10-9	92.216	wh rhomb cry	1090	subl	2.04		reac H ₂ O, EtOH; i bz
2473	Silicon tetraacetate	Si(C ₂ H ₃ O ₂) ₄	562-90-3	264.262	wh hyg cry	110				reac H ₂ O; s ace, bz
2474	Silicon tetraboride	SiB ₄	12007-81-7	71.330	gray refrac solid	1870 dec		2.4		
2475	Silicotungstic acid	H ₂ SiO ₄ · (W ₃ O ₉) ₄	12520-88-6	2878.17	hyg yel cry					vs H ₂ O, EtOH
2476	Silver	Ag	7440-22-4	107.868	silv metal; cub	961.78	2162	10.5		
2477	Silver azide	AgN ₃	13863-88-2	149.888	orth cry; exp	exp ≈250		4.9	0.00081 ²⁰	
2478	Silver subfluoride	Ag ₂ F	1302-01-8	234.734	yel hex cry	100 dec		8.6		reac H ₂ O
2479	Silver(I) acetate	AgC ₂ H ₃ O ₂	563-63-3	166.912	wh needles or powder	dec		3.26	1.04 ²⁰	
2480	Silver(I) acetylide	Ag ₂ C ₂	7659-31-6	239.757	wh powder; exp					
2481	Silver(I) acetylide (AgC ₂ H)	AgC ₂ H	13092-75-6	132.897	wh powder; exp					
2482	Silver(I) arsenate	Ag ₃ AsO ₄	13510-44-6	462.524	red cub cry	dec		6.657	0.00085	s NH ₄ OH
2483	Silver(I) benzoate	Ag(C ₆ H ₅ CO ₂)	532-31-0	228.982	powder				30 ²⁰	
2484	Silver(I) bromate	AgBrO ₃	7783-89-3	235.770	wh tetra cry	360 dec		5.21	0.193 ²⁵	
2485	Silver(I) bromide	AgBr	7785-23-1	187.772	yel cub cry	430	1502	6.47	0.000014 ²⁵	i H ₂ O, acid, EtOH
2486	Silver(I) carbonate	Ag ₂ CO ₃	534-16-7	275.745	yel monocl cry	218		6.077	0.0036 ²⁰	s acid
2487	Silver(I) chlorate	AgClO ₃	7783-92-8	191.319	wh tetra cry	230	270 dec	4.430	17.6 ²⁵	sl EtOH
2488	Silver(I) chloride	AgCl	7783-90-6	143.321	wh cub cry	455	1547	5.56	0.00019 ²⁵	
2489	Silver(I) chlorite	AgClO ₂	7783-91-7	175.320	yel cry	105 exp			0.55 ²⁵	
2490	Silver(I) chromate	Ag ₂ CrO ₄	7784-01-2	331.730	brn-red monocl cry			5.625	0.000014 ⁹	
2491	Silver(I) citrate	Ag ₃ C ₆ H ₅ O ₇	126-45-4	512.705	wh cry powder					i H ₂ O; s HNO ₃
2492	Silver(I) cyanide	AgCN	506-64-9	133.886	wh-gray hex cry	320 dec		3.95	0.0000011	i EtOH, dil acid
2493	Silver(I) dichromate	Ag ₂ Cr ₂ O ₇	7784-02-3	431.724	red cry			4.770		sl H ₂ O
2494	Silver(I) diethyldithiocarbamate	Ag(C ₂ H ₅) ₂ NCS ₂	1470-61-7	256.138	powder	173				s py
2495	Silver(I) fluoride	AgF	7775-41-9	126.866	yel-brn cub cry; hyg	435	1159	5.852	172 ²⁰	
2496	Silver(I) hexafluoroantimonate	AgSbF ₆	26042-64-8	343.618	powder					
2497	Silver(I) hexafluoroarsenate	AgAsF ₆	12005-82-2	296.780	powder					
2498	Silver(I) hexafluorophosphate	AgPF ₆	26042-63-7	252.832	powder	102 dec				
2499	Silver(I) hydrogen fluoride	AgHF ₂	12249-52-4	146.873	hyg cry	dec				
2500	Silver(I) iodate	AgIO ₃	7783-97-3	282.770	wh orth cry	>200		5.53	0.053 ²⁵	
2501	Silver(I) iodide	AgI	7783-96-2	234.772	yel powder; hex	558	1506	5.68	0.000003	i acid
2502	Silver(I) lactate monohydrate	AgC ₂ H ₃ O ₃ · H ₂ O	128-00-7	214.954	gray cry powder					sl H ₂ O, EtOH
2503	Silver(I) metaphosphate	AgPO ₃	13465-96-8	186.840	grn glass	490		6.37		i H ₂ O; s HNO ₃ , NH ₄ OH
2504	Silver(I) molybdate	Ag ₂ MoO ₄	13765-74-7	375.67	yel cub cry	483		6.18		sl H ₂ O
2505	Silver(I) nitrate	AgNO ₃	7761-88-8	169.873	col rhomb cry	210	440 dec	4.35	234 ²⁵	sl EtOH, ace
2506	Silver(I) nitrite	AgNO ₂	7783-99-5	153.874	yel needles	140 dec		4.453	0.415 ²⁵	i EtOH; reac acid
2507	Silver(I) oxalate	Ag ₂ C ₂ O ₄	533-51-7	303.755	wh cry powder	exp 140		5.03	0.0043 ²⁰	

No.	Name	Formula	CAS Reg No.	Mol. weight	Physical form	mp/°C	bp/°C	Density g cm ⁻³	Solubility g/100 g H ₂ O	Qualitative solubility
2508	Silver(I) oxide	Ag ₂ O	20667-12-3	231.735	brn-blk cub cry	≈200 dec		7.2	0.0025	i EtOH; s acid, alk
2509	Silver(I) perchlorate	AgClO ₄	7783-93-9	207.319	col cub cry; hyg	486 dec		2.806	558 ²⁵	s bz, py, os
2510	Silver(I) perchlorate monohydrate	AgClO ₄ · H ₂ O	14242-05-8	225.334	hyg wh cry	43 dec			558 ²⁵	
2511	Silver(I) permanganate	AgMnO ₄	7783-98-4	226.804	viol monocl cry	dec		4.49	0.91 ¹⁸	reac EtOH
2512	Silver(I) phosphate	Ag ₃ PO ₄	7784-09-0	418.576	yel powder	849		6.37	0.0064	sl dil acid
2513	Silver(I) picrate monohydrate	AgC ₆ H ₂ N ₃ O ₇ · H ₂ O	146-84-9	353.979	yel cry					sl H ₂ O, EtOH; i chl, eth
2514	Silver(I) selenate	Ag ₂ SeO ₄	7784-07-8	358.69	orth cry			5.72	0.118 ²⁰	
2515	Silver(I) selenide	Ag ₂ Se	1302-09-6	294.70	gray hex needles	880		8.216		i H ₂ O
2516	Silver(I) selenite	Ag ₂ SeO ₃	7784-05-6	342.69	needles	530	>550 dec	5.930		sl H ₂ O; s acid
2517	Silver(I) sulfate	Ag ₂ SO ₄	10294-26-5	311.799	col cry or powder	660		5.45	0.84 ²⁵	
2518	Silver(I) sulfide	Ag ₂ S	21548-73-2	247.801	gray-blk orth powder	825 (high press.)		7.23		i H ₂ O; s acid
2519	Silver(I) sulfite	Ag ₂ SO ₃	13465-98-0	295.799	wh cry	100 dec			0.00046 ²⁰	s acid, NH ₄ OH
2520	Silver(I) telluride	Ag ₂ Te	12002-99-2	343.34	blk orth cry	955		8.4		
2521	Silver(I) tetraiodomercurate(II)	Ag ₂ HgI ₄	7784-03-4	923.94	yel tetr cry	trans to red cub ≈40		6.1		i H ₂ O, dil acid
2522	Silver(I) thiocyanate	AgSCN	1701-93-5	165.951	wh powder	dec				i H ₂ O
2523	Silver(I) thiosulfate	Ag ₂ S ₂ O ₃	23149-52-2	327.864	wh cry	dec				sl H ₂ O; s NH ₄ OH
2524	Silver(II) oxide	AgO	1301-96-8	123.867	gray powder; monocl or cub	>100 dec		7.5	0.0027 ²⁵	s alk; reac acid
2525	Silver(II) tungstate	Ag ₂ WO ₄	13465-93-5	463.57	yel cry	620			0.015	s HNO ₃ , NH ₄ OH
2526	Silver(II) fluoride	AgF ₂	7783-95-1	145.865	wh or gray hyg cry	690		4.58		reac H ₂ O
2527	Silver(II) oxide (Ag ₂ O ₂)	Ag ₂ O ₂	25455-73-6	247.735	gray-blk cub cry	>100		7.44		i H ₂ O; s acid, NH ₄ OH
2528	Sodium	Na	7440-23-5	22.990	soft silv met; cub	97.794	882.940	0.97		reac H ₂ O
2529	Sodium acetate	NaC ₂ H ₃ O ₂	127-09-3	82.034	col cry	328.2		1.528	50.4 ²⁵	
2530	Sodium acetate trihydrate	NaC ₂ H ₃ O ₂ · 3H ₂ O	6131-90-4	136.079	col cry	58 dec		1.45	50.4 ²⁵	sl EtOH
2531	Sodium aluminate	NaAlO ₂	1302-42-7	81.971	wh orth cry; hyg	1650		4.63		vs H ₂ O; i EtOH
2532	Sodium aluminum hydride	NaAlH ₄	13770-96-2	54.004	wh hyg solid	174 dec		1.24		i eth; s thf
2533	Sodium aluminum sulfate dodecahydrate	NaAl(SO ₄) ₂ · 12H ₂ O	10102-71-3	458.281	col cry	≈60		1.61	39.7 ²⁰	i EtOH
2534	Sodium amide	NaNH ₂	7782-92-5	39.013	wh-grn orth cry	210	500 dec	1.39		reac H ₂ O
2535	Sodium ammonium phosphate tetrahydrate	NaNH ₄ HPO ₄ · 4H ₂ O	13011-54-6	209.069	monocl cry	≈80 dec		1.54		s H ₂ O; i EtOH
2536	Sodium arsenate dodecahydrate	Na ₃ AsO ₄ · 12H ₂ O	7778-43-0	424.072	col monocl prism	86 dec				s H ₂ O; sl EtOH; i eth
2537	Sodium arsenite	NaAsO ₂	7784-46-5	129.911	wh-gray hyg powder			1.87		vs H ₂ O; i EtOH
2538	Sodium azide	NaN ₃	26628-22-8	65.010	col hex cry	300 dec		1.846	40.8 ²⁰	sl EtOH; i eth
2539	Sodium borohydride	NaBH ₄	16940-66-2	37.833	wh cub cry; hyg	≈400 dec		1.07	55 ²⁰	reac EtOH
2540	Sodium bromate	NaBrO ₃	7789-38-0	150.892	col cub cry	381		3.34	39.4 ²⁵	i EtOH
2541	Sodium bromide	NaBr	7647-15-6	102.894	wh cub cry	747	1390	3.200	94.6 ²⁵	s EtOH
2542	Sodium bromide dihydrate	NaBr · 2H ₂ O	13466-08-5	138.925	wh cry	36 dec		2.18	94.6 ²⁵	sl EtOH
2543	Sodium carbonate	Na ₂ CO ₃	497-19-8	105.989	wh hyg powder	856		2.54	30.7 ²⁵	i EtOH
2544	Sodium carbonate monohydrate	Na ₂ CO ₃ · H ₂ O	5968-11-6	124.005	col orth cry	100 dec		2.25	30.7 ²⁵	i EtOH
2545	Sodium carbonate decahydrate	Na ₂ CO ₃ · 10H ₂ O	6132-02-1	286.142	col cry	34 dec		1.46	30.7 ²⁵	i EtOH
2546	Sodium chlorate	NaClO ₃	7775-09-9	106.441	col cub cry	248	dec 630	2.5	100 ²⁵	sl EtOH
2547	Sodium chloride	NaCl	7647-14-5	58.443	col cub cry	800.7	1465	2.17	36.0 ²⁵	sl EtOH
2548	Sodium chlorite	NaClO ₂	7758-19-2	90.442	wh hyg cry	≈180 dec			64 ¹⁷	
2549	Sodium chromate	Na ₂ CrO ₄	7775-11-3	161.974	yel orth cry	794		2.72	87.6 ²⁵	sl EtOH
2550	Sodium chromate tetrahydrate	Na ₂ CrO ₄ · 4H ₂ O	10034-82-9	234.035	yel hyg cry	dec			87.6 ²⁵	sl EtOH
2551	Sodium citrate dihydrate	Na ₃ C ₆ H ₅ O ₇ · 2H ₂ O	6132-04-3	294.099	wh cry	150 dec				vs H ₂ O; i EtOH, eth
2552	Sodium citrate pentahydrate	Na ₃ C ₆ H ₅ O ₇ · 5H ₂ O	6858-44-2	348.145	hyg col cry	dec 150		1.86	92 ²⁵	vs H ₂ O; sl EtOH; i eth
2553	Sodium cyanate	NaCNO	917-61-3	65.007	col needles	550		1.89		s H ₂ O; sl EtOH; i eth
2554	Sodium cyanide	NaCN	143-33-9	49.008	wh cub cry; hyg	562		1.6	58.2 ²⁰	sl EtOH
2555	Sodium cyanoborohydride	NaBH ₃ CN	25895-60-7	62.843	wh hyg powder	240 dec		1.12		vs H ₂ O; s thf; sl EtOH; i bz, eth
2556	Sodium dichromate	Na ₂ Cr ₂ O ₇	10588-01-9	261.968	red hyg cry	357	400 dec		187 ²⁵	
2557	Sodium dichromate dihydrate	Na ₂ Cr ₂ O ₇ · 2H ₂ O	7789-12-0	297.999	oran-red monocl cry	85 dec		2.35		vs H ₂ O; S HOAc
2558	Sodium dihydrogen phosphate	NaH ₂ PO ₄	7558-80-7	119.977	col monocl cry	200 dec			94.9 ²⁵	
2559	Sodium dihydrogen phosphate monohydrate	NaH ₂ PO ₄ · H ₂ O	10049-21-5	137.993	wh hyg cry	100 dec			94.9 ²⁵	i EtOH
2560	Sodium dihydrogen phosphate dihydrate	NaH ₂ PO ₄ · 2H ₂ O	13472-35-0	156.008	col orth cry	60 dec		1.91	94.9 ²⁵	i EtOH
2561	Sodium dihydrogen hypophosphate hexahydrate	Na ₂ H ₂ P ₂ O ₆ · 6H ₂ O	7782-95-8	314.031	monocl plates	110 dec		1.849	2.0 ²⁵	i EtOH

No.	Name	Formula	CAS Reg No.	Mol. weight	Physical form	mp/°C	bp/°C	Density g cm ⁻³	Solubility g/100 g H ₂ O	Qualitative solubility
2562	Sodium dihydrogen pyrophosphate	Na ₂ H ₂ P ₂ O ₇	7758-16-9	221.939	wh powder	220 dec		≈1.9		s H ₂ O
2563	Sodium dithionate	Na ₂ S ₂ O ₄	7775-14-6	174.108	gray-wh powder	52 dec			24.1 ²⁰	sl EtOH
2564	Sodium dithionate dihydrate	Na ₂ S ₂ O ₄ · 2H ₂ O	7631-94-9*	242.137	col orth cry	110 dec		2.19	15.1 ²⁰	i EtOH
2565	Sodium ethanolate	NaC ₂ H ₅ O	141-52-6	68.050	wh-yel hyg powder	260 dec				reac H ₂ O; s EtOH
2566	Sodium ferricyanide monohydrate	Na ₃ Fe(CN) ₆ · H ₂ O	14217-21-1*	298.933	red hyg cry					s H ₂ O; i EtOH
2567	Sodium ferrocyanide decahydrate	Na ₄ Fe(CN) ₆ · 10H ₂ O	13601-19-9	484.061	yel monocl cry	≈50 dec		1.46	20 ²⁰	i os
2568	Sodium fluoride	NaF	7681-49-4	41.988	col cub or tetra cry	996	1704	2.78	4.13 ²⁵	i EtOH
2569	Sodium fluorophosphate	Na ₂ PO ₃ F	10163-15-2	143.950	powder					
2570	Sodium formate	NaCHO ₂	141-53-7	68.008	wh hyg cry	257.3	dec	1.92	94.9 ²⁵	sl EtOH
2571	Sodium germanate	Na ₂ GeO ₃	12025-19-3	166.62	wh monocl hyg cry	1083		3.31		
2572	Sodium gold cyanide	NaAu(CN) ₂	15280-09-8	271.991	wh-yel cry pow					s H ₂ O, NH ₄ OH
2573	Sodium gold thiosulfate dihydrate	Na ₂ Au(S ₂ O ₃) ₂ · 2H ₂ O	10233-88-2	526.20	wh needles or prisms	dec 150		3.09		vs H ₂ O; i EtOH
2574	Sodium hexabromoplatinate(IV) hexahydrate	Na ₂ PtBr ₆ · 6H ₂ O	39277-13-9	828.579	cry					
2575	Sodium hexachloroiridate(IV) hexahydrate	Na ₂ IrCl ₆ · 6H ₂ O	19567-78-3	559.006	cry	600 dec				
2576	Sodium hexachloroplatinate(IV)	Na ₂ PtCl ₆	16923-58-3	453.782	yel hyg cry				53 ¹⁶	s EtOH
2577	Sodium hexachloroplatinate(IV) hexahydrate	Na ₂ PtCl ₆ · 6H ₂ O	16923-58-3	561.873	yel cry	110 dec		2.50	53 ¹⁶	s EtOH; i eth
2578	Sodium hexafluoroaluminate	Na ₃ AlF ₆	13775-53-6	209.941	col monocl cry; trans cub 560	1013		2.97		i H ₂ O
2579	Sodium hexafluoroantimonate	NaSbF ₆	16925-25-0	258.740	wh cub cry			3.375	129 ²⁰	s EtOH, ace
2580	Sodium hexafluorophosphate monohydrate	NaPF ₆ · H ₂ O	20644-15-9	185.969	col orth cry			2.369	103 ⁹	s EtOH, MeOH, ace
2581	Sodium hexafluorosilicate	Na ₂ SiF ₆	16893-85-9	188.056	wh hex cry	847		2.7	0.67 ²⁰	i EtOH
2582	Sodium hexanitrocobaltate(III)	Na ₃ Co(NO ₂) ₆	14649-73-1	403.935	yel-brn cry powder					vs H ₂ O; sl EtOH
2583	Sodium hydride	NaH	7646-69-7	23.998	silv cub cry; flam	425 dec		1.39		reac H ₂ O, EtOH
2584	Sodium hydrogen arsenate	Na ₂ HAsO ₄	7778-43-0	185.908	wh powder	≈195 dec			51 ²⁰	sl EtOH
2585	Sodium hydrogen arsenate heptahydrate	Na ₂ HAsO ₄ · 7H ₂ O	10048-95-0	312.014	wh monocl cry	≈50 dec		1.87	51 ²⁰	sl EtOH
2586	Sodium hydrogen carbonate	NaHCO ₃	144-55-8	84.007	wh monocl cry	≈50 dec		2.20	10.3 ²⁵	i EtOH
2587	Sodium hydrogen fluoride	NaHF ₂	1333-83-1	61.995	wh hex cry	>160 dec		2.08	3.25 ²⁰	
2588	Sodium hydrogen phosphate	Na ₂ HPO ₄	7558-79-4	141.959	wh hyg powder			1.7	11.8 ²⁵	
2589	Sodium hydrogen phosphate heptahydrate	Na ₂ HPO ₄ · 7H ₂ O	7782-85-6	268.066	col cry			≈1.7	11.8 ²⁵	i EtOH
2590	Sodium hydrogen phosphate dodecahydrate	Na ₂ HPO ₄ · 12H ₂ O	10039-32-4	358.143	col cry	≈35 dec		≈1.5	11.8 ²⁵	i EtOH
2591	Sodium hydrogen sulfate	NaHSO ₄	7681-38-1	120.061	wh hyg cry	≈315		2.43	28.5 ²⁵	
2592	Sodium hydrogen sulfate monohydrate	NaHSO ₄ · H ₂ O	10034-88-5	138.076	wh monocl cry			2.10	28.5 ²⁵	reac EtOH
2593	Sodium hydrogen sulfide	NaHS	16721-80-5	56.063	col rhomb cry	350		1.79		s H ₂ O, EtOH, eth
2594	Sodium hydrogen sulfide dihydrate	NaHS · 2H ₂ O	16721-80-5	92.094	yel hyg needles	55 dec				vs H ₂ O, EtOH, eth
2595	Sodium hydrogen sulfite	NaHSO ₃	7631-90-5	104.061	wh cry			1.48		s H ₂ O; sl EtOH
2596	Sodium hydroxide	NaOH	1310-73-2	39.997	wh orth cry; hyg	323	1388	2.13	100 ²⁵	s EtOH, MeOH
2597	Sodium hypochlorite	NaClO	7681-52-9	74.442	stab in aq soln	anh form exp			79.9 ²⁵	
2598	Sodium hypochlorite pentahydrate	NaOCl · 5H ₂ O	10022-70-5	164.518	pale grn orth cry	18		1.6		s H ₂ O
2599	Sodium iodate	NaIO ₃	7681-55-2	197.892	wh orth cry	422		4.28	9.47 ²⁵	i EtOH
2600	Sodium iodide	NaI	7681-82-5	149.894	wh cub cry; hyg	661	1304	3.67	184 ²⁵	s EtOH, ace
2601	Sodium iodide dihydrate	NaI · 2H ₂ O	13517-06-1	185.925	hyg col monocl cry	69 dec		2.45	318 ⁹	vs H ₂ O
2602	Sodium bismuthate	NaBiO ₃	12232-99-4	279.968	yel-brn hyg cry					i cold H ₂ O, reac acid
2603	Sodium metabisulfite	Na ₂ S ₂ O ₃	7681-57-4	190.107	wh cry				66.7 ²⁵	sl EtOH
2604	Sodium metaborate	NaBO ₂	7775-19-1	65.800	wh hex cry	966	1434	2.46		s H ₂ O
2605	Sodium metasilicate	Na ₂ SiO ₃	6834-92-0	122.064	wh amorp solid; hyg	1089		2.61		s cold H ₂ O; reac hot H ₂ O; i EtOH
2606	Sodium metasilicate pentahydrate	Na ₂ SiO ₃ · 5H ₂ O	13517-24-3	212.140	wh pow	72 dec				s H ₂ O
2607	Sodium molybdate	Na ₂ MoO ₄	7631-95-0	205.92	col cub cry	687		≈3.5	65.0 ²⁵	
2608	Sodium molybdate dihydrate	Na ₂ MoO ₄ · 2H ₂ O	10102-40-6	241.95	cry powder	100 dec		≈3.5	65.0 ²⁵	
2609	Sodium molybdophosphate	Na ₃ PO ₄ · 12MoO ₃	1313-30-0	1891.20	hyg solid			2.83		vs H ₂ O, EtOH
2610	Sodium niobate	NaNbO ₃	12034-09-2	163.894	rhomb cry	1422		4.55		i H ₂ O
2611	Sodium nitrate	NaNO ₃	7631-99-4	84.995	col hex cry; hyg	306.5		2.261	91.2 ²⁵	sl EtOH, MeOH
2612	Sodium nitrite	NaNO ₂	7632-00-0	68.996	wh orth cry; hyg	284	>320 dec	2.17	84.8 ²⁵	sl EtOH; reac acid
2613	Sodium nitroferrocyanide dihydrate	Na ₂ [Fe(CN) ₅ NO] · 2H ₂ O	13755-38-9	297.949	red cry			1.72	40 ¹⁶	sl EtOH
2614	Sodium orthovanadate	Na ₃ VO ₄	13721-39-6	183.909	col hex prisms	860				s H ₂ O; i EtOH
2615	Sodium oxalate	Na ₂ C ₂ O ₄	62-76-0	133.999	wh powder	≈250 dec		2.34	3.61 ²⁵	i EtOH

No.	Name	Formula	CAS Reg No.	Mol. weight	Physical form	mp/°C	bp/°C	Density g cm ⁻³	Solubility g/100 g H ₂ O	Qualitative solubility
2616	Sodium oxide	Na ₂ O	1313-59-3	61.979	wh amorp powder	1134		2.27		reac H ₂ O
2617	Sodium perborate tetrahydrate	NaBO ₃ · 4H ₂ O	7632-04-4	153.861	wh cry	60 dec				reac H ₂ O
2618	Sodium perchlorate	NaClO ₄	7601-89-0	122.441	wh orth cry; hyg	482 dec		2.52	205 ²⁵	
2619	Sodium perchlorate monohydrate	NaClO ₄ · H ₂ O	7791-07-3	140.456	wh hyg cry	~130 dec		2.02	205 ²⁵	
2620	Sodium periodate	NaIO ₄	7790-28-5	213.892	wh tetra cry	~300 dec		3.86	14.4 ²⁵	s acid
2621	Sodium periodate trihydrate	NaIO ₄ · 3H ₂ O	13472-31-6	267.938	wh hex cry	175 dec		3.22	14.4 ²⁵	
2622	Sodium permanganate trihydrate	NaMnO ₄ · 3H ₂ O	10101-50-5*	195.972	red-blk hyg cry	170 dec		2.47	144 ²⁰	reac EtOH
2623	Sodium peroxide	Na ₂ O ₂	1313-60-6	77.979	yel hyg powder	675		2.805		reac H ₂ O
2624	Sodium perrhenate	NaReO ₄	13472-33-8	273.195	cry	300		5.39		
2625	Sodium persulfate	Na ₂ S ₂ O ₈	7775-27-1	238.105	wh hyg cry					vs H ₂ O; reac EtOH
2626	Sodium phosphate	Na ₃ PO ₄	7601-54-9	163.940	col cry	1583		2.54	14.5 ²⁵	s H ₂ O
2627	Sodium phosphate dodecahydrate	Na ₃ PO ₄ · 12H ₂ O	10101-89-0	380.124	col hex cry	~75		1.62	14.4 ²⁵	i EtOH
2628	Sodium phosphate, chlorinated	Na ₃ PO ₄ · NaOCl	56802-99-4	238.383	wh cry				25 ²⁵	
2629	Sodium phosphide	Na ₃ P	12058-85-4	99.943	red solid	>650				reac H ₂ O
2630	Sodium phosphinate	NaH ₂ PO ₂	7681-53-0	87.979	wh cry				100 ²⁵	
2631	Sodium phosphinate monohydrate	NaH ₂ PO ₂ · H ₂ O	10039-56-2	105.994	col hyg cry	310 dec			100 ²⁵	s EtOH
2632	Sodium phosphonate pentahydrate	Na ₂ HPO ₃ · 5H ₂ O	13517-23-2	216.036	wh hex plates	dec 200			429 ²⁰	vs H ₂ O; i EtOH
2633	Sodium pyrophosphate	Na ₂ P ₂ O ₇	7722-88-5	265.902	col cry	988		2.53	7.09 ²⁵	
2634	Sodium selenate	Na ₂ SeO ₄	13410-01-0	188.94	col orth cry				58.5 ²⁵	
2635	Sodium selenate decahydrate	Na ₂ SeO ₄ · 10H ₂ O	10102-23-5	369.09	wh cry			1.61	58.5 ²⁵	
2636	Sodium selenide	Na ₂ Se	1313-85-5	124.94	amorp solid	>875		2.62		reac H ₂ O
2637	Sodium selenite	Na ₂ SeO ₃	10102-18-8	172.94	wh tetra cry				89.8 ²⁵	i EtOH
2638	Sodium selenite pentahydrate	Na ₂ SeO ₃ · 5H ₂ O	26970-82-1	263.02	wh tetra cry	dec				s H ₂ O; i EtOH
2639	Sodium stannate trihydrate	Na ₂ SnO ₃ · 3H ₂ O	12209-98-2	266.734	col hex cry	dec 140			61 ¹⁵	vs H ₂ O; i EtOH, ace
2640	Sodium stearate	NaC ₁₈ H ₃₅ O ₂	822-16-2	306.460	wh powder					sl H ₂ O, EtOH; vs hot H ₂ O
2641	Sodium succinate hexahydrate	Na ₂ C ₄ H ₄ O ₄ · 6H ₂ O	150-90-3	270.144	cry powder	120 dec			20	i EtOH
2642	Sodium sulfate	Na ₂ SO ₄	7757-82-6	142.043	wh orth cry or powder	884		2.7	28.1 ²⁵	i EtOH
2643	Sodium sulfate heptahydrate	Na ₂ SO ₄ · 7H ₂ O	13472-39-4	268.14	wh cry	dec				vs H ₂ O
2644	Sodium sulfate decahydrate	Na ₂ SO ₄ · 10H ₂ O	7727-73-3	322.196	col monocl cry	32 dec		1.46	28.1 ²⁵	i EtOH
2645	Sodium sulfide	Na ₂ S	1313-82-2	78.045	wh cub cry; hyg	1172		1.856	20.6 ²⁵	sl EtOH; i eth
2646	Sodium sulfide pentahydrate	Na ₂ S · 5H ₂ O	1313-83-3	168.121	col orth cry	120 dec		1.58	20.6 ²⁵	s EtOH; i eth
2647	Sodium sulfide nonahydrate	Na ₂ S · 9H ₂ O	1313-84-4	240.183	wh-yel hyg cry	~50 dec		1.43	20.6 ²⁵	sl EtOH; i eth
2648	Sodium sulfite	Na ₂ SO ₃	7757-83-7	126.043	wh hex cry	911		2.63	30.7 ²⁵	i EtOH
2649	Sodium sulfite heptahydrate	Na ₂ SO ₃ · 7H ₂ O	10102-15-5	252.150	wh monocl cry; unstab			1.56	30.7 ²⁵	sl EtOH
2650	Sodium superoxide	NaO ₂	12034-12-7	54.989	yel cub cry	552		2.2		reac H ₂ O
2651	Sodium tartrate dihydrate	Na ₂ C ₄ H ₄ O ₆ · 2H ₂ O	6106-24-7	230.082				1.545		s H ₂ O; i EtOH
2652	Sodium tellurate	Na ₂ TeO ₄	10101-83-4	237.58	wh powder				0.8	
2653	Sodium tellurite	Na ₂ TeO ₃	10102-20-2	221.58	wh rhomb prisms					sl H ₂ O
2654	Sodium tetraborate	Na ₂ B ₄ O ₇	1330-43-4	201.220	col gl solid; hyg	743	1575	2.4	3.17 ²⁵	sl MeOH
2655	Sodium tetraborate tetrahydrate	Na ₂ B ₄ O ₇ · 4H ₂ O	12045-87-3	273.281	wh monocl cry			1.95	3.17 ²⁵	
2656	Sodium tetraborate pentahydrate	Na ₂ B ₄ O ₇ · 5H ₂ O	12045-88-4	291.296	hex cry	dec		1.88	3.17 ²⁵	
2657	Sodium tetraborate decahydrate	Na ₂ B ₄ O ₇ · 10H ₂ O	1303-96-4	381.373	wh monocl cry	75 dec		1.73	3.17 ²⁵	i EtOH
2658	Sodium tetrachloroaluminate	NaAlCl ₄	7784-16-9	191.784	orth cry			2.01		s H ₂ O
2659	Sodium tetrachloroaurate(III) dihydrate	NaAuCl ₄ · 2H ₂ O	13874-02-7	397.800	oran-yel rhom cry	100 dec			150 ¹⁰	s EtOH, eth
2660	Sodium tetrachloropalladate(II) trihydrate	Na ₂ PdCl ₄ · 3H ₂ O	13820-53-6	348.26	brn-red hyg cry					vs H ₂ O; s EtOH
2661	Sodium tetrachloroplatinate(II) tetrahydrate	Na ₂ PtCl ₄ · 4H ₂ O	10026-00-3	454.938	red prisms	100				s H ₂ O, EtOH
2662	Sodium tetrafluoroboroyl fluoride	Na ₂ BF ₄	13871-27-7	130.986	orth cry	575		2.47		sl H ₂ O
2663	Sodium tetrafluoroborate	NaBF ₄	13755-29-8	109.795	wh orth prisms	384		2.47	108 ²⁰	sl EtOH
2664	Sodium thioantimonate nonahydrate	Na ₃ SbS ₄ · 9H ₂ O	10101-91-4	481.127	yel cry	dec 108		1.8	28 ²⁰	i EtOH
2665	Sodium thiocyanate	NaSCN	540-72-7	81.073	col hyg cry	287			151 ²⁵	
2666	Sodium thiophosphate dodecahydrate	Na ₂ PO ₃ S · 12H ₂ O	10101-88-9	396.190	hex hyg leaflets	60				vs hot H ₂ O
2667	Sodium thiosulfate	Na ₂ S ₂ O ₃	7772-98-7	158.108	col monocl cry	100 dec		1.69	76.4 ²⁵	i EtOH
2668	Sodium thiosulfate pentahydrate	Na ₂ S ₂ O ₃ · 5H ₂ O	10102-17-7	248.184	col cry	~50 dec		1.69	76.4 ²⁵	i EtOH
2669	Sodium trimetaphosphate	Na ₃ (PO ₃) ₃	7785-84-4	305.885	wh cry			2.49	22	
2670	Sodium trimetaphosphate hexahydrate	Na ₃ (PO ₃) ₃ · 6H ₂ O	7785-84-4	413.976	tricl-rhom hyg prisms	53		1.786	22	i EtOH
2671	Sodium tripolyphosphate	Na ₅ P ₃ O ₁₀	7758-29-4	367.864	wh hyg powder	622			20 ²⁵	
2672	Sodium tungstate	Na ₂ WO ₄	13472-45-2	293.82	wh rhom cry	695		4.18	74.2 ²⁵	
2673	Sodium tungstate dihydrate	Na ₂ WO ₄ · 2H ₂ O	10213-10-2	329.85	wh orth cry	100 dec		3.25	74.2 ²⁵	i EtOH
2674	Sodium uranate(VI) monohydrate	Na ₂ U ₂ O ₇ · H ₂ O	13721-34-1	652.049	yel powder					i H ₂ O; s acid

No.	Name	Formula	CAS Reg No.	Mol. weight	Physical form	mp/°C	bp/°C	Density g cm ⁻³	Solubility g/100 g H ₂ O	Qualitative solubility
2675	Sodium vanadate(V)	NaVO ₃	13718-26-8	121.930	col monocl prisms	630			21 ²⁵	
2676	Sodium vanadate(V) tetrahydrate	NaVO ₃ · 4H ₂ O	13718-26-8	193.992	yel-wh cry powder				21 ²⁵	
2677	Strontium	Sr	7440-24-6	87.62	silv-wh metal; cub	777	1377	2.64		reac H ₂ O; s EtOH
2678	Strontium acetate	Sr(C ₂ H ₃ O ₂) ₂	543-94-2	205.71	col hyg cry	dec		2.1	40 ²⁵	vs H ₂ O
2679	Strontium arsenite tetrahydrate	Sr(AsO ₂) ₂ · 4H ₂ O	10378-48-0	373.52	wh powder					sl H ₂ O, EtOH; sol dil acid
2680	Strontium bromate monohydrate	Sr(BrO ₃) ₂ · H ₂ O	14519-18-7	361.44	yel hyg monocl cry	120 dec		3.773	39.0 ²⁵	
2681	Strontium bromide	SrBr ₂	10476-81-0	247.43	wh tetr cry	657		4.216	107 ²⁵	
2682	Strontium bromide hexahydrate	SrBr ₂ · 6H ₂ O	7789-53-9	355.52	col hyg cry	88 dec			107 ²⁵	s EtOH; i eth
2683	Strontium carbide	SrC ₂	12071-29-3	111.64	blk tetr cry	>1700		3.19		i H ₂ O
2684	Strontium carbonate	SrCO ₃	1633-05-2	147.63	wh orth cry; hyg	1494		3.785	0.00034 ²⁰	s dil acid
2685	Strontium chlorate	Sr(ClO ₃) ₂	7791-10-8	254.52	col cry	120 dec		3.15	176 ²⁵	sl EtOH
2686	Strontium chloride	SrCl ₂	10476-85-4	158.53	wh cub cry; hyg	874	1250	3.052	54.7 ²⁵	
2687	Strontium chloride hexahydrate	SrCl ₂ · 6H ₂ O	10025-70-4	266.62	col hyg cry	100 dec		1.96	54.7 ²⁵	s EtOH
2688	Strontium chromate	SrCrO ₄	7789-06-2	203.61	yel monocl cry	dec		3.9	0.106 ²⁰	s dil acid
2689	Strontium cyanide tetrahydrate	Sr(CN) ₂ · 4H ₂ O	52870-08-3	211.72	wh hyg cry	dec				vs H ₂ O
2690	Strontium ferrocyanide pentadecahydrate	SrFe(CN) ₆ · 15H ₂ O	14654-44-5	569.80	yel monocl cry				50	
2691	Strontium fluoride	SrF ₂	7783-48-4	125.62	wh cub cry or powder	1477	2460	4.24	0.021 ²⁵	s dil acid
2692	Strontium formate	Sr(CHO ₂) ₂	592-89-2	177.66	wh cry	71.9		2.693	9.1 ⁰	
2693	Strontium formate dihydrate	Sr(CHO ₂) ₂ · 2H ₂ O	6160-34-5	213.69	col rhom cry	100 dec		2.25	9.1 ³⁷	i EtOH, eth
2694	Strontium hexaboride	SrB ₆	12046-54-7	152.49	blk cub cry	2235		3.39		i H ₂ O; s HNO ₃
2695	Strontium hydride	SrH ₂	13598-33-9	89.64	orth cry	1050		3.26		reac H ₂ O
2696	Strontium hydroxide	Sr(OH) ₂	18480-07-4	121.64	col orth cry; hyg	535	710 dec	3.625	2.25 ²⁵	
2697	Strontium iodate	Sr(IO ₃) ₂	13470-01-4	437.43	tricl cry			5.045	0.165 ²⁵	
2698	Strontium iodide	SrI ₂	10476-86-5	341.43	wh hyg cry	538	1773 dec	4.55	177 ²⁵	
2699	Strontium iodide hexahydrate	SrI ₂ · 6H ₂ O	73796-25-5	449.52	wh-yel hex cry; hyg	120 dec		4.4	177 ²⁵	s EtOH
2700	Strontium molybdate	SrMoO ₄	13470-04-7	247.56	wh cry pow	1040		4.54		i H ₂ O
2701	Strontium niobate	SrNb ₂ O ₆	12034-89-8	369.43	monocl cry	1225		5.11		i H ₂ O
2702	Strontium nitrate	Sr(NO ₃) ₂	10042-76-9	211.63	wh cub cry	570		2.99	80.2 ²⁵	sl EtOH, ace
2703	Strontium nitride	Sr ₃ N ₂	12033-82-8	290.87	refrac solid	1200				reac H ₂ O; s HCl
2704	Strontium nitrite	Sr(NO ₂) ₂	13470-06-9	179.63	wh-yel hyg needles	240 dec		2.8	72.1 ³⁰	s H ₂ O
2705	Strontium orthosilicate	Sr ₂ SiO ₄	13597-55-2	267.32	orth cry			4.5		
2706	Strontium oxalate monohydrate	SrC ₂ O ₄ · H ₂ O	814-95-9	193.65	cry pow	dec 150			0.00005 ²⁰	sl dil acid
2707	Strontium oxide	SrO	1314-11-0	103.62	col cub cry	2531		5.1		reac H ₂ O
2708	Strontium perchlorate	Sr(ClO ₄) ₂	13450-97-0	286.52	col hyg cry				306 ²⁵	s EtOH, MeOH
2709	Strontium permanganate trihydrate	Sr(MnO ₄) ₂ · 3H ₂ O	14446-13-0	379.54	purp cub cry	175 dec		2.75	250 ¹⁸	
2710	Strontium peroxide	SrO ₂	1314-18-7	119.62	wh tetr cry; unstab	215 dec		4.78		reac H ₂ O
2711	Strontium phosphate	Sr ₃ (PO ₄) ₂	7446-28-8	452.80	wh powder				0.000011 ²⁰	s acid
2712	Strontium selenate	SrSeO ₄	7446-21-1	230.58	orth cry			4.25	0.115 ²⁰	s hot HCl
2713	Strontium selenide	SrSe	1315-07-7	166.58	wh cub cry	1600		4.54		
2714	Strontium silicide	SrSi ₂	12138-28-2	143.79	silv-gray cub cry	1100		3.35		
2715	Strontium sulfate	SrSO ₄	7759-02-6	183.68	wh orth cry	1606		3.96	0.0135 ²⁵	i EtOH; sl acid
2716	Strontium sulfide	SrS	1314-96-1	119.69	gray cub cry	2226		3.70		sl H ₂ O; s acid
2717	Strontium sulfite	SrSO ₃	13451-02-0	167.68	col cry	dec			0.0015 ²⁵	s H ₂ SO ₄ , HCl
2718	Strontium telluride	SrTe	12040-08-3	215.22	wh cub cry			4.83		
2719	Strontium thiosulfate pentahydrate	SrS ₂ O ₃ · 5H ₂ O	15123-90-7	289.82	monocl needles	100 dec		2.17	36.3 ²⁵	i EtOH
2720	Strontium titanate	SrTiO ₃	12060-59-2	183.49	wh cub cry	2080		5.1		i H ₂ O
2721	Strontium tungstate	SrWO ₄	13451-05-3	335.46	col tetr cry	dec		6.187	0.14 ¹⁵	i EtOH
2722	Strontium zirconate	SrZrO ₃	12036-39-4	226.84	col cry	2600				
2723	Sulfur (rhombic)	S	7704-34-9	32.06	yel orth cry	95.2 (trans to monocl)	444.61	2.07		i H ₂ O; sl EtOH, bz, eth; s CS ₂
2724	Sulfur (monoclinic)	S	7704-34-9	32.06	yel monocl needles, stable 95.3-120	115.21	444.61	2.00		i H ₂ O; sl EtOH, bz, eth; s CS ₂
2725	Sulfuric acid	H ₂ SO ₄	7664-93-9	98.079	col oily liq	10.31	337	1.8302		vs H ₂ O
2726	Peroxydisulfuric acid	H ₂ SO ₅	7722-86-3	114.078	wh cry; unstab	45 dec				vs H ₂ O
2727	Nitrosylsulfuric acid	HNOSO ₄	7782-78-7	127.077	prisms	73 dec				reac H ₂ O; s H ₂ SO ₄
2728	Chlorosulfonic acid	SO ₂ (OH)Cl	7790-94-5	116.524	col-yel liq	-80	152	1.75		reac H ₂ O; s py
2729	Fluorosulfonic acid	SO ₂ (OH)F	7789-21-1	100.069	col liq	-89	163	1.726		reac H ₂ O
2730	Sulfurous acid	H ₂ SO ₃	7782-99-2	82.079	exists only in aq soln					
2731	Sulfamic acid	H ₂ NSO ₃ H	5329-14-6	97.094	orth cry	≈205 dec		2.15	14.7 ⁰	sl ace; i eth
2732	Sulfur dioxide	SO ₂	7446-09-5	64.064	col gas	-75.5	-10.05	2.619 g/L		s H ₂ O, EtOH, eth, chl

No.	Name	Formula	CAS Reg No.	Mol. weight	Physical form	mp/°C	bp/°C	Density g cm ⁻³	Solubility g/100 g H ₂ O	Qualitative solubility
2733	Sulfur trioxide (α-form)	SO ₃	7446-11-9	80.063	wh needles	62.2	subl			reac H ₂ O
2734	Sulfur trioxide (γ-form)	SO ₃	7446-11-9	80.063	col solid or liq	16.8	44.5	1.90		reac H ₂ O
2735	Sulfur trioxide (β-form)	SO ₃	7446-11-9	80.063	wh needles	30.5	44.5			reac H ₂ O
2736	Sulfur bromide (SSBr ₂)	SSBr ₂	13172-31-1	223.938	red oily liq	-46	>25 dec	2.63		reac H ₂ O
2737	Sulfur chloride (SSCl ₂)	SSCl ₂	10025-67-9	135.036	yel-red oily liq	-77	137	1.69		reac H ₂ O; s EtOH, bz, eth, etc
2738	Sulfur fluoride (SSF ₂)	SSF ₂	16860-99-4	102.127	col gas	-164.6	-10.6	4.174 g/L		reac H ₂ O
2739	Sulfur fluoride (FSSF)	FSSF	13709-35-8	102.127	col gas	-133	15	4.174 g/L		reac H ₂ O
2740	Sulfur dichloride	SCl ₂	10545-99-0	102.971	red visc liq	-122	59.6	1.62		reac H ₂ O
2741	Sulfur tetrafluoride	SF ₄	7783-60-0	108.059	col gas	-125	-40.45	4.417 g/L		reac H ₂ O
2742	Sulfur hexafluoride	SF ₆	2551-62-4	146.055	col gas	-49.596 tp	-63.8 sp	5.970 g/L		sl H ₂ O; s EtOH
2743	Sulfur bromide pentafluoride	SF ₅ Br	15607-89-3	206.961	col gas	-79	3.1	8.459 g/L		
2744	Sulfur chloride pentafluoride	SF ₅ Cl	13780-57-9	162.510	col gas	-64	-19.05	6.642 g/L		
2745	Sulfur decafluoride	S ₂ F ₁₀	5714-22-7	254.114	liq	-52.7	30; dec 150	2.08		i H ₂ O
2746	Sulfuryl amide	(NH ₂) ₂ SO ₂	7803-58-9	96.109	orth plates	93	250 dec			vs H ₂ O; sl EtOH
2747	Sulfuryl chloride	SO ₂ Cl ₂	7791-25-5	134.970	col liq	-51	69.4	1.680		reac H ₂ O; s bz, tol, eth
2748	Sulfuryl fluoride	SO ₂ F ₂	2699-79-8	102.061	col gas	-135.8	-55.4	4.172 g/L		sl H ₂ O, EtOH; s tol, etc
2749	Sulfuryl bromide fluoride	SO ₂ BrF	13536-61-3	162.966	col liq	-86	41			reac H ₂ O
2750	Sulfuryl chloride fluoride	SO ₂ ClF	13637-84-8	118.515	col gas	-124.7	7.1	1.62 ^o		reac H ₂ O
2751	Pyrosulfuryl chloride	S ₂ O ₂ Cl ₂	7791-27-7	215.033	col fuming liq	-37	151	1.837		reac H ₂ O
2752	Thionyl bromide	SOBr ₂	507-16-4	207.872	yel liq	-50	140			reac H ₂ O
2753	Thionyl chloride	SOCl ₂	7719-09-7	118.970	yel fuming liq	-101	75.6	1.631		reac H ₂ O; s bz, etc, chl
2754	Thionyl fluoride	SOF ₂	7783-42-8	86.061	col gas	-129.5	-43.8	3.518 g/L		reac H ₂ O; s bz, eth
2755	Sulfur fluoride oxide (SOF ₄)	SOF ₄	13709-54-1	124.058	col gas	-99.6	-48.5	1.95 ⁻⁸²		reac H ₂ O
2756	Sulfur fluoride hypofluorite	F ₃ SOF	15179-32-5	162.054	col gas	-86	-35.1	6.624 g/L		
2757	Tetrasulfur tetranitride	S ₄ N ₄	28950-34-7	184.287	yel-oran cry	178.2	subl			i H ₂ O; reac alk, acid
2758	Tantalum	Ta	7440-25-7	180.948	gray metal; cub	3017	5455	16.4		reac HF
2759	Tantalum aluminate	TaAl ₃	12004-76-1	261.893	gray refrac powder	≈1400		7.02		i H ₂ O, acid, alk
2760	Tantalum boride (TaB)	TaB	12007-07-7	191.759	refrac orth cry	2040		14.2		
2761	Tantalum boride (TaB ₂)	TaB ₂	12007-35-1	202.570	blk hex cry	3100		11.2		i H ₂ O, acid, alk
2762	Tantalum carbide (TaC)	TaC	12070-06-3	192.959	gold-brown powder; cub	3880	4780	14.3		s HF-HNO ₃ mixture
2763	Tantalum carbide (Ta ₂ C)	Ta ₂ C	12070-07-4	373.907	refrac hex cry	3327		15.1		
2764	Tantalum hydride	TaH	13981-95-8	181.956	gray metallic solid			15.1		i acid
2765	Tantalum nitride	TaN	12033-62-4	194.955	blk hex cry	3090		13.7		i H ₂ O; sl aqua regia; reac alk
2766	Tantalum silicide	TaSi ₂	12039-79-1	237.119	gray powder	2200		9.14		
2767	Tantalum(III) bromide	TaBr ₃	13842-73-4	420.660	gray-grn solid	dec 220				
2768	Tantalum(III) chloride	TaCl ₃	13569-67-0	287.307	blk-grn solid	dec 440				s H ₂ O
2769	Tantalum(IV) bromide	TaBr ₄	13842-76-7	500.564	dark blue solid	392		5.77		reac H ₂ O
2770	Tantalum(IV) chloride	TaCl ₄	13569-72-7	322.760	dark grn solid	dec 300	subl	4.35		reac H ₂ O
2771	Tantalum(IV) iodide	TaI ₄	14693-80-2	688.566	gray-blk solid	400 dec				reac H ₂ O
2772	Tantalum(IV) oxide	Ta ₂ O ₅	12036-14-5	212.947	tetr cry			10.0		
2773	Tantalum(IV) selenide	TaSe ₂	12039-55-3	338.87	hex cry			6.7		
2774	Tantalum(IV) sulfide	TaS ₂	12143-72-5	245.078	blk hex cry	>3000		6.86		i H ₂ O
2775	Tantalum(IV) telluride	TaTe ₂	12067-66-2	436.15	monocl cry			9.4		
2776	Tantalum(V) bromide	TaBr ₅	13451-11-1	580.468	yel cry powder	265.8	348.8	4.67		
2777	Tantalum(V) chloride	TaCl ₅	7721-01-9	358.213	yel-wh monocl cry; hyg	216.6	239	3.68		reac H ₂ O; s EtOH
2778	Tantalum(V) fluoride	TaF ₅	7783-71-3	275.940	wh monocl cry; hyg	96.9	229.5	4.74		s H ₂ O, eth; sl CS ₂ , etc
2779	Tantalum(V) iodide	TaI ₅	14693-81-3	815.470	blk hex cry; hyg	496	543	5.80		reac H ₂ O
2780	Tantalum(V) oxide	Ta ₂ O ₅	1314-61-0	441.893	wh rhomb cry or powder	1875		8.24		i H ₂ O, EtOH, acid; s HF
2781	Technetium	Tc	7440-26-8	98	hex cry	2157	4262	11		
2782	Technetium(V) fluoride	TcF ₅	31052-14-9	193	yel solid	50	dec			
2783	Technetium(VI) fluoride	TcF ₆	13842-93-8	212	yel cub cry	37.4	55.3	3.0		
2784	Tellurium	Te	13494-80-9	127.60	gray-wh rhomb cry	449.51	988	6.232		i H ₂ O, bz, CS ₂
2785	Telluric(VI) acid	H ₆ TeO ₆	7803-68-1	229.64	wh monocl cry	136		3.07	50.1 ³⁰	
2786	Tellurous acid	H ₂ TeO ₃	10049-23-7	177.61	wh cry	40 dec		3.0		sl H ₂ O; s dil acid, alk
2787	Tellurium dioxide	TeO ₂	7446-07-3	159.60	wh orth cry	733	1245	5.9		i H ₂ O; s alk, acid
2788	Tellurium trioxide	TeO ₃	13451-18-8	175.60	yel-oran cry	430		5.07		i H ₂ O

No.	Name	Formula	CAS Reg No.	Mol. weight	Physical form	mp/°C	bp/°C	Density g cm ⁻³	Solubility g/100 g H ₂ O	Qualitative solubility
2789	Tellurium dibromide	TeBr ₂	7789-54-0	287.41	grn-brn hyg cry	210	339			reac H ₂ O; s eth; sl chl
2790	Tellurium dichloride	TeCl ₂	10025-71-5	198.51	blk amorp solid; hyg	208	328	6.9		reac H ₂ O; i ctc
2791	Tellurium tetrabromide	TeBr ₄	10031-27-3	447.22	yel-oran monocl cry	380	≈420 dec	4.3		reac H ₂ O; s eth
2792	Tellurium tetrachloride	TeCl ₄	10026-07-0	269.41	wh monocl cry; hyg	224	387	3.0		reac H ₂ O; s EtOH, tol
2793	Tellurium tetrafluoride	TeF ₄	15192-26-4	203.59	col cry	129	195 dec			reac H ₂ O
2794	Tellurium decafluoride	Te ₂ F ₁₀	53214-07-6	445.18	col liq	-33.7	59			
2795	Tellurium tetraiodide	TeI ₄	7790-48-9	635.22	blk orth cry	280		5.05		reac H ₂ O; sl ace
2796	Tellurium hexafluoride	TeF ₆	7783-80-4	241.59	col gas	-37.6 tp	-38.9 sp	9.875 g/L		reac H ₂ O
2797	Terbium	Tb	7440-27-9	158.925	silv metal; hex	1359	3230	8.23		
2798	Terbium nitride	TbN	12033-64-6	172.932	cub cry			9.55		
2799	Terbium silicide	TbSi ₂	12039-80-4	215.096	orth cry			6.66		
2800	Terbium(III) bromide	TbBr ₃	14456-47-4	398.637	wh hex cry	830	1490			s H ₂ O
2801	Terbium(III) chloride	TbCl ₃	10042-88-3	265.284	wh orth cry; hyg	582		4.35		s H ₂ O
2802	Terbium(III) chloride hexahydrate	TbCl ₃ · 6H ₂ O	13798-24-8	373.375	hyg cry			4.35		vs H ₂ O
2803	Terbium(III) iodide	TbI ₃	13813-40-6	539.638	hex cry; hyg	955		≈5.2		s H ₂ O
2804	Terbium(III) nitrate	Tb(NO ₃) ₃	10043-27-3	344.940	pink hyg solid				157 ²⁵	s EtOH
2805	Terbium(III) nitrate hexahydrate	Tb(NO ₃) ₃ · 6H ₂ O	13451-19-9	453.031	col needles	89				s H ₂ O, EtOH, ace
2806	Terbium(III) oxide	Tb ₂ O ₃	12036-41-8	365.849	wh cub cry	2303		7.91		
2807	Terbium(III) sulfate octahydrate	Tb ₂ (SO ₄) ₃ · 8H ₂ O	13842-67-6	750.161	wh cry	dec 360				sl H ₂ O
2808	Terbium(III) sulfide	Tb ₂ S ₃	12138-11-3	414.046	cub cry			6.35		
2809	Terbium(III) fluoride	TbF ₃	13708-63-9	215.920	wh solid	1175	2280			i H ₂ O
2810	Terbium(IV) fluoride	TbF ₄	36781-15-4	234.919	wh monocl cry	dec 300				i H ₂ O
2811	Thallium	Tl	7440-28-0	204.38	soft blue-wh metal	304	1473	11.8		i H ₂ O; reac acid
2812	Thallium(I) acetate	TlC ₂ H ₃ O ₂	563-68-8	263.427	hyg wh cry	131		3.68		s H ₂ O, EtOH
2813	Thallium(I) azide	TlN ₃	13847-66-0	246.403	yel cry	334	exp			s H ₂ O
2814	Thallium(I) bromate	TlBrO ₃	14550-84-6	332.285	col needles	120 dec			0.49 ³⁰	s EtOH
2815	Thallium(I) bromide	TlBr	7789-40-4	284.287	yel cub cry	460	819	7.5	0.059 ²⁰	
2816	Thallium(I) carbonate	Tl ₂ CO ₃	6533-73-9	468.776	wh monocl cry	273		7.11	4.69 ²⁰	i EtOH
2817	Thallium(I) chlorate	TlClO ₃	13453-30-0	287.834	col hex cry	dec 500		5.5	3.92 ²⁰	
2818	Thallium(I) chloride	TlCl	7791-12-0	239.836	wh cub cry	431	720	7.0	0.33 ²⁰	i EtOH
2819	Thallium(I) chromate	Tl ₂ CrO ₄	13473-75-1	524.761	yel cry				0.003 ²⁰	sl acid, alk
2820	Thallium(I) cyanide	TlCN	13453-34-4	230.401	wh hex plates			6.523		s H ₂ O, acid, EtOH
2821	Thallium(I) ethanolate	TlC ₂ H ₅ O	20398-06-5	249.443	cloudy liq	-3	130 dec	3.49		reac H ₂ O
2822	Thallium(I) fluoride	TlF	7789-27-7	223.381	wh orth cry	326	826	8.36	245 ²⁵	
2823	Thallium(I) formate	TlCHO ₂	992-98-3	249.401	hyg col needles	101		4.97		vs H ₂ O; s MeOH
2824	Thallium(I) hexafluorophosphate	TlPF ₆	60969-19-9	349.347	wh cub cry			4.6		
2825	Thallium(I) hydroxide	TlOH	12026-06-1	221.390	yel needles	139 dec		7.44	34.3 ¹⁸	
2826	Thallium(I) iodate	TlIO ₃	14767-09-0	379.285	wh needles				0.058	sl HNO ₃
2827	Thallium(I) iodide	TlI	7790-30-9	331.287	yel cry powder	441.7	824	7.1	0.0085 ²⁰	i EtOH
2828	Thallium(I) molybdate	Tl ₂ MoO ₄	34128-09-1	568.71	yel-wh cub cry					i H ₂ O
2829	Thallium(I) nitrate	TlNO ₃	10102-45-1	266.388	wh cry	206	450 dec	5.55	9.55 ²⁰	s H ₂ O; i EtOH
2830	Thallium(I) nitrite	TlNO ₂	13826-63-6	250.389	yel cub cry	186		5.7	32.1 ²⁵	s H ₂ O
2831	Thallium(I) oxalate	Tl ₂ C ₂ O ₄	30737-24-7	496.786	wh powder			6.31	1.83 ²⁰	
2832	Thallium(I) oxide	Tl ₂ O	1314-12-1	424.766	blk rhomb cry; hyg	579	≈1080	9.52		s H ₂ O, EtOH
2833	Thallium(I) perchlorate	TlClO ₄	13453-40-2	303.834	col orth cry	501		4.89	19.7 ³⁰	
2834	Thallium(I) selenate	Tl ₂ SeO ₄	7446-22-2	551.73	orth cry	>400		6.875	2.8 ²⁰	i EtOH, eth
2835	Thallium(I) selenide	Tl ₂ Se	15572-25-5	487.73	gray plates	340				i H ₂ O, acid
2836	Thallium(I) sulfate	Tl ₂ SO ₄	7446-18-6	504.830	wh rhomb prisms	632		6.77	5.47 ²⁵	
2837	Thallium(I) sulfide	Tl ₂ S	1314-97-2	440.832	blue-blk cry	457	1367	8.39	0.02 ²⁰	sl alk; s acid
2838	Thallium(III) acetate	Tl(C ₂ H ₃ O ₂) ₃	2570-63-0	381.514	hyg wh platelets	182 dec				
2839	Thallium(III) bromide tetrahydrate	TlBr ₃ · 4H ₂ O	13701-90-1	516.157	yel orth cry			3.65		s H ₂ O, EtOH
2840	Thallium(III) chloride	TlCl ₃	13453-32-2	310.742	monocl cry	155		4.7		vs H ₂ O, EtOH, eth
2841	Thallium(III) chloride tetrahydrate	TlCl ₃ · 4H ₂ O	13453-32-2*	382.804	orth cry			3.00		s H ₂ O
2842	Thallium(III) fluoride	TlF ₃	7783-57-5	261.378	wh orth cry; hyg	550 dec		8.65		reac H ₂ O
2843	Thallium(III) nitrate	Tl(NO ₃) ₃	13746-98-0	390.398	col cry					reac H ₂ O
2844	Thallium(III) oxide	Tl ₂ O ₃	1314-32-5	456.765	brn cub cry	834		10.2		i H ₂ O; reac acid
2845	Thallium(III) sulfate	Tl ₂ (SO ₄) ₃	16222-66-5	696.955	col leaflets					reac H ₂ O
2846	Thallium selenide	TlSe	12039-52-0	283.34	blk solid	330				i H ₂ O, acid
2847	Thorium	Th	7440-29-1	232.038	soft gray-wh metal; cub	1750	4785	11.7		s acid
2848	Thorium hydride	ThH ₂	16689-88-6	234.054	tetr cry			9.5		
2849	Thorium boride	ThB ₆	12229-63-9	296.904	refrac solid	2450		6.99		
2850	Thorium(IV) bromide	ThBr ₄	13453-49-1	551.654	wh hyg cry	679			65 ²⁰	

No.	Name	Formula	CAS Reg No.	Mol. weight	Physical form	mp/°C	bp/°C	Density g cm ⁻³	Solubility g/100 g H ₂ O	Qualitative solubility
2851	Thorium carbide	ThC	12012-16-7	244.049	cub cry	2500		10.6		reac H ₂ O
2852	Thorium dicarbide	ThC ₂	12071-31-7	256.059	yel monocl cry	≈2650		9.0		reac H ₂ O
2853	Thorium(IV) chloride	ThCl ₄	10026-08-1	373.850	gray-wh tetr needles; hyg	770	921	4.59		s H ₂ O, EtOH
2854	Thorium(IV) fluoride	ThF ₄	13709-59-6	308.032	wh monocl cry; hyg	1110	1680	6.1		
2855	Thorium(IV) iodide	ThI ₄	7790-49-0	739.656	wh-yel monocl cry	566	837			
2856	Thorium(IV) nitrate	Th(NO ₃) ₄	13823-29-5	480.058	hyg wh plates	55 dec				vs H ₂ O, EtOH
2857	Thorium(IV) nitrate tetrahydrate	Th(NO ₃) ₄ · 4H ₂ O	13470-07-0	552.119	wh hyg cry	500 dec			191 ²⁰	s EtOH
2858	Thorium nitride	ThN	12033-65-7	246.045	refrac cub cry	2820		11.6		reac H ₂ O
2859	Thorium(IV) oxide	ThO ₂	1314-20-1	264.037	wh cub cry	3350	4400	10.0		i H ₂ O, alk; sl acid
2860	Thorium(IV) selenide	ThSe ₂	60763-24-8	389.96	orth cry			8.5		
2861	Thorium orthosilicate	ThSiO ₄	14553-44-7	324.122	brn tetr cry			6.7		
2862	Thorium silicide	ThSi ₂	12067-54-8	288.209	tetr cry	1850		7.9		
2863	Thorium(IV) sulfate nonahydrate	Th(SO ₄) ₂ · 9H ₂ O	10381-37-0	586.301	wh monocl cry	dec		2.8	4.2 ²⁰	
2864	Thorium(IV) sulfide	ThS ₂	12138-07-7	296.168	dark brn cry	1905		7.30		i H ₂ O; s acid
2865	Thulium	Tm	7440-30-4	168.934	silv metal; hex	1545	1950	9.32		s dil acid
2866	Thulium(II) bromide	TmBr ₂	64171-97-7	328.742	dark grn solid	619				
2867	Thulium(II) chloride	TmCl ₂	22852-11-5	239.840	red or grn cry	718				reac H ₂ O
2868	Thulium(II) iodide	TmI ₂	60864-26-8	422.743	blk hyg solid	756				reac H ₂ O
2869	Thulium(III) bromide	TmBr ₃	14456-51-0	408.646	wh hyg cry	954				s H ₂ O
2870	Thulium(III) chloride	TmCl ₃	13537-18-3	275.293	yel hyg cry	845				s H ₂ O
2871	Thulium(III) chloride heptahydrate	TmCl ₃ · 7H ₂ O	13778-39-7	401.400	hyg cry					s H ₂ O, EtOH
2872	Thulium(III) fluoride	TmF ₃	13760-79-7	225.929	wh cry	1158				s H ₂ O
2873	Thulium(III) hydroxide	Tm(OH) ₃	1311-33-7	219.956	wh or grn prec					i H ₂ O
2874	Thulium(III) iodide	TmI ₃	13813-43-9	549.647	yel hyg cry	1021				
2875	Thulium(III) nitrate	Tm(NO ₃) ₃	14985-19-4	354.949	grn hyg solid				212 ²⁵	s EtOH
2876	Thulium(III) nitrate pentahydrate	Tm(NO ₃) ₃ · 5H ₂ O	36548-87-5	445.025	grn hyg cry					s H ₂ O, EtOH, ace
2877	Thulium(III) oxalate hexahydrate	Tm ₂ (C ₂ O ₄) ₃ · 6H ₂ O	26677-68-9	710.016	grn solid	dec 50				s alk oxalates
2878	Thulium(III) oxide	Tm ₂ O ₃	12036-44-1	385.866	grn-wh cub cry	2341	3945	8.6		sl acid
2879	Tin (gray)	Sn	7440-31-5	118.710	cub cry	trans to wh Sn 13.2	2586	5.769		
2880	Tin (white)	Sn	7440-31-5	118.710	silv tetr cry	231.928	2586	7.287		
2881	Stannane	SnH ₄	2406-52-2	122.742	unstab col gas	-146	-51.8	5.017 g/L		
2882	Methylstannane	SnH ₃ CH ₃	1631-78-3	136.769	col gas		1.4	5.590 g/L		reac H ₂ O
2883	(Dimethylamino)trimethylstannane	Sn(CH ₃) ₃ N(CH ₃) ₂	993-50-0	207.890	liq	1	126	1.22		reac H ₂ O
2884	Tin monophosphide	SnP	25324-56-5	149.684	dull metallic solid	540				
2885	Tin triphosphide	Sn ₃ P ₃	12286-33-8	567.761	wh cry	≈550		5.2		
2886	Tin(II) acetate	Sn(C ₂ H ₃ O ₂) ₂	638-39-1	236.799	wh orth cry	183	subl	2.31		s dil HCl
2887	Tin(II) bromide	SnBr ₂	10031-24-0	278.518	yel powder	215	639	5.12	85 ⁰	s EtOH, eth, ace
2888	Tin(II) chloride	SnCl ₂	7772-99-8	189.616	wh orth cry	247.0	623	3.90	178 ¹⁰	s EtOH, ace, eth; i xyl
2889	Tin(II) chloride dihydrate	SnCl ₂ · 2H ₂ O	10025-69-1	225.647	wh monocl cry	37 dec		2.71	178 ¹⁰	s EtOH, NaOH; vs HCl
2890	Tin(II) fluoride	SnF ₂	7783-47-3	156.707	wh monocl cry; hyg	215	850	4.57		s H ₂ O; i EtOH, eth, chl
2891	Tin(II) hexafluorozirconate	SnZrF ₆	12419-43-1	323.924	cry			4.21		s H ₂ O
2892	Tin(II) hydroxide	Sn(OH) ₂	12026-24-3	152.725	wh amorp solid					
2893	Tin(II) iodide	SnI ₂	10294-70-9	372.519	red-oran powder	320	714	5.28	0.98 ²⁰	s bz, chl, CS ₂
2894	Tin(II) oxalate	SnC ₂ O ₄	814-94-8	206.729	wh powder	280 dec		3.56		i H ₂ O; s dil HCl
2895	Tin(II) oxide	SnO	21651-19-4	134.709	blue-blk tetr cry	1080 dec		6.45		i H ₂ O, EtOH; s acid
2896	Tin(II) pyrophosphate	Sn ₂ P ₂ O ₇	15578-26-4	411.363	wh amorp powder	400 dec		4.009		i H ₂ O; s conc acid
2897	Tin(II) selenide	SnSe	1315-06-6	197.67	gray orth cry	861		6.18		i H ₂ O; s aqua regia
2898	Tin(II) sulfate	SnSO ₄	7488-55-3	214.773	wh orth cry	378 dec		4.15	18.8 ¹⁹	
2899	Tin(II) sulfide	SnS	1314-95-0	150.775	gray orth cry	881	1210	5.08		i H ₂ O; s conc acid
2900	Tin(II) tartrate	SnC ₄ H ₄ O ₆	815-85-0	266.781	wh cry powder					s H ₂ O, dil HCl
2901	Tin(II) telluride	SnTe	12040-02-7	246.31	gray cub cry	806		6.5		
2902	Tin(IV) bromide	SnBr ₄	7789-67-5	438.326	wh cry	29.1	205	3.34		vs H ₂ O; s EtOH
2903	Tin(IV) chloride	SnCl ₄	7646-78-8	260.522	col fuming liq	-34.07	114.15	2.234		reac H ₂ O; s EtOH, ctc, bz, ace
2904	Tin(IV) chloride pentahydrate	SnCl ₄ · 5H ₂ O	10026-06-9	350.598	wh-yel cry	56 dec		2.04		vs H ₂ O; s EtOH
2905	Tin(IV) chromate	Sn(CrO ₄) ₂	38455-77-5	350.697	brn-yel cry powder	dec				s H ₂ O
2906	Tin(IV) fluoride	SnF ₄	7783-62-2	194.704	wh tetr cry	442	705 subl	4.78		reac H ₂ O
2907	Tin(IV) iodide	SnI ₄	7790-47-8	626.328	yel-brn cub cry	143	364.35	4.46		reac H ₂ O; s EtOH, bz, chl, eth
2908	Tin(IV) oxide	SnO ₂	18282-10-5	150.709	gray tetr cry	1630		6.85		i H ₂ O, EtOH; s hot conc alk
2909	Tin(IV) selenide	SnSe ₂	20770-09-6	276.63	red-brn cry	650		≈5.0		i H ₂ O; s alk, conc acid

No.	Name	Formula	CAS Reg No.	Mol. weight	Physical form	mp/°C	bp/°C	Density g cm ⁻³	Solubility g/100 g H ₂ O	Qualitative solubility
2910	Tin(IV) selenite	Sn(SeO ₃) ₂	7446-25-5	372.63	cry powder					i H ₂ O; s hot HCl
2911	Tin(IV) sulfide	SnS ₂	1315-01-1	182.840	gold-yel hex cry	600 dec		4.5		i H ₂ O; s alk, aqua regia
2912	Titanium	Ti	7440-32-6	47.867	gray metal; hex	1670	3287	4.506		
2913	Titanocene dichloride	Ti(C ₅ H ₅) ₂ Cl ₂	1271-19-8	248.959	red cry	289		1.60		sl H ₂ O, bz; s chl, EtOH, tol
2914	Titanium hydride	TiH ₂	7704-98-5	49.883	gray-blk powder	≈450 dec		3.75		i H ₂ O
2915	Titanium boride	TiB ₂	12045-63-5	69.489	gray refrac solid; hex	3225		4.38		
2916	Titanium carbide	TiC	12070-08-5	59.878	cub cry	3067		4.93		i H ₂ O; s HNO ₃
2917	Titanium nitride	TiN	25583-20-4	61.874	yel-brn cub cry	2947		5.21		i H ₂ O; s aqua regia
2918	Titanium phosphide	TiP	12037-65-9	78.841	gray hex cry	1990		4.08		
2919	Titanium silicide	TiSi ₂	12039-83-7	104.038	blk orth cry	1500		4.0		i H ₂ O, acid, alk; s HF
2920	Titanium(II) bromide	TiBr ₂	13783-04-5	207.675	blk powder	dec 400		4.0		reac H ₂ O
2921	Titanium(II) chloride	TiCl ₂	10049-06-6	118.773	blk hex cryc	1035	1500	3.13		reac H ₂ O; s EtOH; i chl, eth
2922	Titanium(II) iodide	TiI ₂	13783-07-8	301.676	blk hex cry	dec 400		5.02		reac H ₂ O
2923	Titanium(II) oxide	TiO	12137-20-1	63.866	yel cub cry	1770	3227	4.95		
2924	Titanium(II) sulfide	TiS	12039-07-5	79.932	brn hex cry	1927		3.85		i H ₂ O; s conc acid
2925	Titanium(III) bromide	TiBr ₃	13135-31-4	287.579	viol hex cry	dec 400				s H ₂ O
2926	Titanium(III) chloride	TiCl ₃	7705-07-9	154.226	red-viol hex cry; hyg	425 dec	960	2.64		reac H ₂ O
2927	Titanium(III) fluoride	TiF ₃	13470-08-1	104.862	viol hex cry	950 dec		2.98		i H ₂ O, dil acid, alk
2928	Titanium(III) iodide	TiI ₃	13783-08-9	428.580	viol cry	dec 350				
2929	Titanium(III) oxide	Ti ₂ O ₃	1344-54-3	143.732	blk hex cry	1842		4.486		s hot HF
2930	Titanium(III) sulfate	Ti ₂ (SO ₄) ₃	10343-61-0	383.922	grn cry					i H ₂ O, EtOH; s dil HCl
2931	Titanium(III) sulfide	Ti ₂ S ₃	12039-16-6	191.929	blk hex cry			3.56		
2932	Titanium(III,IV) oxide	Ti ₄ O ₅	12065-65-5	223.598	blk monocl cry	1777		4.24		
2933	Titanium(IV) bromide	TiBr ₄	7789-68-6	367.483	yel-oran cub cry; hyg	38.3	233.5	3.37		reac H ₂ O
2934	Titanium(IV) chloride	TiCl ₄	7550-45-0	189.679	col or yel liq	-24.12	136.45	1.73		reac H ₂ O; s EtOH
2935	Titanium(IV) fluoride	TiF ₄	7783-63-3	123.861	wh hyg powder	377	subl 284	2.798		reac H ₂ O; s EtOH, py
2936	Titanium(IV) iodide	TiI ₄	7720-83-4	555.485	red hyg powder	155	377	4.3		reac H ₂ O
2937	Titanium(IV) oxide (anatase)	TiO ₂	1317-70-0	79.866	brn tetr cry	1560		3.9		
2938	Titanium(IV) oxide (brookite)	TiO ₂	12188-41-9	79.866	wh orth cry			4.17		
2939	Titanium(IV) oxide (rutile)	TiO ₂	1317-80-2	79.866	wh tetr cry	1843	≈3000	4.17		i H ₂ O, dil acid; s conc acid
2940	Titanium(IV) oxysulfate monohydrate	TiOSO ₄ · H ₂ O	13825-74-6*	177.944	col orth cry			2.71		reac H ₂ O
2941	Titanium(IV) sulfate	Ti(SO ₄) ₂	13693-11-3	239.992	wh-yel hyg cry	150 dec				s H ₂ O
2942	Titanium(IV) sulfide	TiS ₂	12039-13-3	111.997	yel-brn hex cry; hyg			3.37		s H ₂ SO ₄
2943	Tungsten	W	7440-33-7	183.84	gray-wh metal; cub	3414	5555	19.3		
2944	Tungstic acid	H ₂ WO ₄	7783-03-1	249.85	yel amorp powder	100 dec		5.5		i H ₂ O, acid; s alk
2945	Tungsten boride (W ₂ B)	W ₂ B	12007-10-2	378.49	refrac blk powder	2670		16.0		i H ₂ O
2946	Tungsten boride (WB)	WB	12007-09-9	194.65	blk refrac powder	2665		15.2		i H ₂ O
2947	Tungsten boride (W ₂ B ₃)	W ₂ B ₃	12007-98-6	421.74	refrac solid	2370		11.0		i H ₂ O
2948	Tungsten carbide (W ₂ C)	W ₂ C	12070-13-2	379.69	refrac hex cry	≈2800		14.8		i H ₂ O
2949	Tungsten carbide (WC)	WC	12070-12-1	195.85	gray hex cry	2785		15.6		i H ₂ O; s HNO ₃ /HF
2950	Tungsten carbonyl	W(CO) ₆	14040-11-0	351.90	wh cry	170 dec	subl	2.65		i H ₂ O; s os
2951	Tungsten nitride (WN ₂)	WN ₂	60922-26-1	211.85	hex cry	600 dec		7.7		
2952	Tungsten nitride (W ₄ N)	W ₄ N	12033-72-6	381.69	gray cub cry	dec		17.8		
2953	Tungsten silicide (WSi ₂)	WSi ₂	12039-88-2	240.01	blue-gray tetr cry	2160		9.3		i H ₂ O
2954	Tungsten silicide (W ₅ Si ₃)	W ₅ Si ₃	12039-95-1	1003.46	blue-gray refrac solid	2320		14.4		
2955	Tungsten(II) bromide	WBr ₂	13470-10-5	343.65	yel powder	dec 400				i H ₂ O
2956	Tungsten(II) chloride	WCl ₂	13470-12-7	254.75	gray solid	dec 500		5.44		sl H ₂ O
2957	Tungsten(II) iodide	WI ₂	13470-17-2	437.65	oran-brn cry	dec 800		6.79		i H ₂ O
2958	Tungsten(III) bromide	WBr ₃	15163-24-3	423.55	blk hex cry	dec 180				i H ₂ O
2959	Tungsten(III) chloride	WCl ₃	20193-56-0	290.20	red solid	550 dec	subl			reac H ₂ O
2960	Tungsten(III) iodide	WI ₃	15513-69-6	564.55	blk solid	dec r.t.				i H ₂ O; s ace; sl EtOH, chl
2961	Tungsten(IV) bromide	WBr ₄	14055-81-3	503.46	blk orth cry		240 subl			reac H ₂ O
2962	Tungsten(IV) chloride	WCl ₄	13470-13-8	325.65	blk hyg powder	450 dec		4.62		reac H ₂ O
2963	Tungsten(IV) fluoride	WF ₄	13766-47-7	259.83	red-brn cry	dec 800				reac H ₂ O; s MeCN; i bz, tol, etc

No.	Name	Formula	CAS Reg No.	Mol. weight	Physical form	mp/°C	bp/°C	Density g cm ⁻³	Solubility g/100 g H ₂ O	Qualitative solubility
2964	Tungsten(IV) iodide	WI ₄	14055-84-6	691.46	blk cry	dec				reac H ₂ O; s EtOH; i eth chl
2965	Tungsten(IV) oxide	WO ₂	12036-22-5	215.84	brn monocl cry	≈1500 dec	1730	10.8		i H ₂ O, os
2966	Tungsten(IV) selenide	WSe ₂	12067-46-8	341.76	gray hex cry			9.2		
2967	Tungsten(IV) sulfide	WS ₂	12138-09-9	247.97	gray hex cry	1250 dec		7.6		i H ₂ O, HCl, alk
2968	Tungsten(IV) telluride	WTe ₂	12067-76-4	439.04	gray orth cry	1020		9.43		
2969	Tungsten(V) bromide	WBr ₅	13470-11-6	583.36	brn-blk hyg solid	286	333			reac H ₂ O
2970	Tungsten(V) chloride	WCl ₅	13470-14-9	361.11	blk-grn hyg cry	253	286	3.88		reac H ₂ O
2971	Tungsten(V) ethanolate	W(C ₂ H ₅ O) ₅	62571-53-3	409.14	powder		105(0.05 mmHg)			s EtAc
2972	Tungsten(V) fluoride	WF ₅	19357-83-6	278.83	yel solid	dec 20				reac H ₂ O
2973	Tungsten(V) oxytribromide	WOBBr ₃	20213-56-3	439.55	dark brn tetr cry			≈5.9		
2974	Tungsten(V) oxytrichloride	WOCl ₃	14249-98-0	306.20	grn tetr cry			≈4.6		
2975	Tungsten(VI) bromide	WBr ₆	13701-86-5	663.26	blue-blk cry	309		6.9		reac H ₂ O
2976	Tungsten(VI) chloride	WCl ₆	13283-01-7	396.56	purp hex cry; hyg	282	337	3.52		reac H ₂ O; s EtOH, os
2977	Tungsten(VI) dioxidybromide	WO ₂ Br ₂	13520-75-7	375.65	red cry		440 subl			
2978	Tungsten(VI) dioxidydichloride	WO ₂ Cl ₂	13520-76-8	286.75	yel orth cry	265		4.67		i H ₂ O
2979	Tungsten(VI) dioxidydiiodide	WO ₂ I ₂	14447-89-3	469.65	grn monocl cry	400 dec		6.39		
2980	Tungsten(VI) fluoride	WF ₆	7783-82-6	297.83	yel liq or col gas	1.9	17.1	3.44		reac H ₂ O; vs ctc, cyhex
2981	Tungsten(VI) oxide	WO ₃	1314-35-8	231.84	yel powder	1473	≈1700	7.2		i H ₂ O, os; sl acid; s alk
2982	Tungsten(VI) oxytetrabromide	WOBBr ₄	13520-77-9	519.46	red tetr cry	277	327	≈5.5		reac H ₂ O
2983	Tungsten(VI) oxytetrachloride	WOCl ₄	13520-78-0	341.65	red hyg cry	210	230	11.92		reac H ₂ O; s bz, CS ₂
2984	Tungsten(VI) oxytetrafluoride	WOF ₄	13520-79-1	275.83	wh monocl cry	105	185.9	5.07		reac H ₂ O
2985	Tungsten(VI) sulfide	WS ₃	12125-19-8	280.04	brn powder					sl H ₂ O; s alk
2986	Uranium	U	7440-61-1	238.029	silv-wh orth cry	1135	4131	19.1		
2987	Uranium boride (UB ₂)	UB ₂	12007-36-2	259.651	refrac solid	2430		12.7		
2988	Uranium boride (UB ₃)	UB ₃	12007-84-0	281.273	refrac solid	2530		9.32		i H ₂ O
2989	Uranium carbide (UC)	UC	12070-09-6	250.040	gray cub cry	2790				
2990	Uranium carbide (UC ₂)	UC ₂	12071-33-9	262.050	gray tetr cry	2350	4370	11.3		reac H ₂ O; sl EtOH
2991	Uranium carbide (U ₂ C ₃)	U ₂ C ₃	12076-62-9	512.090	gray cub cry	≈1700 dec		12.7		
2992	Uranium nitride (UN)	UN	25658-43-9	252.036	gray cub cry	2805		14.3		i H ₂ O
2993	Uranium nitride (U ₃ N ₄)	U ₃ N ₄	12033-83-9	518.078	cub cry	dec		11.3		
2994	Uranium(III) bromide	UBr ₃	13470-19-4	477.741	red hyg cry	727				s H ₂ O
2995	Uranium(III) chloride	UCl ₃	10025-93-1	344.388	grn hyg cry	837		5.51		vs H ₂ O; i bz, ctc
2996	Uranium(III) fluoride	UF ₃	13775-06-9	295.024	blk hex cry	1495		8.9		i H ₂ O; s acid
2997	Uranium(III) hydride	UH ₃	13598-56-6	241.053	gray-blk cub cry			11.1		
2998	Uranium(III) iodide	UI ₃	13775-18-3	618.742	blk hyg cry	766				s H ₂ O
2999	Uranium(IV) bromide	UBr ₄	13470-20-7	557.645	brn hyg cry	519				s H ₂ O, EtOH
3000	Uranium(IV) chloride	UCl ₄	10026-10-5	379.841	grn octahed cry	590	791	4.72		reac H ₂ O; s EtOH
3001	Uranium(IV) fluoride	UF ₄	10049-14-6	314.023	grn monocl cry	1036	1417	6.7	0.01 ²⁵	s conc acid, alk
3002	Uranium(IV) iodide	UI ₄	13470-22-9	745.647	blk hyg cry	506				s H ₂ O, EtOH
3003	Uranium(IV) oxide	UO ₂	1344-57-6	270.028	brn cub cry	2847		10.97		i H ₂ O, dil acid; s conc acid
3004	Uranium(IV,V) oxide	U ₄ O ₉	12037-15-9	1096.111	cub cry			11.2		
3005	Uranium(V) bromide	UBr ₅	13775-16-1	637.549	brn hyg cry					reac H ₂ O
3006	Uranium(V) chloride	UCl ₅	13470-21-8	415.294	brn hyg cry	287				reac H ₂ O
3007	Uranium(V) fluoride	UF ₅	13775-07-0	333.021	pale blue tetr cry; hyg	348		5.81		s H ₂ O
3008	Uranium(V,Vl) oxide	U ₃ O ₈	1344-59-8	842.082	grn-blk orth cry	1300 dec		8.38		
3009	Uranium(VI) chloride	UCl ₆	13763-23-0	450.747	grn hex cry	177		3.6		
3010	Uranium(VI) fluoride	UF ₆	7783-81-5	352.019	wh monocl solid	64.06 tp	56.5 sp	5.09		reac H ₂ O; s ctc, chl
3011	Uranium(VI) oxide	UO ₃	1344-58-7	286.027	oran-yel cry			≈7.3		i H ₂ O; s acid
3012	Uranium(VI) oxide monohydrate	UO ₃ · H ₂ O	12326-21-5	304.043	yel orth cry	570 dec		7.05		
3013	Uranium peroxide dihydrate	UO ₄ · 2H ₂ O	19525-15-6	338.057	yel hyg cry	115 dec				i H ₂ O
3014	Uranyl acetate dihydrate	UO ₂ (C ₂ H ₃ O ₂) ₂ · 2H ₂ O	6159-44-0	424.146	ye cry (HOAc)	80 dec		2.89		sl EtOH
3015	Uranyl chloride	UO ₂ Cl ₂	7791-26-6	340.934	yel orth cry; hyg	577				vs H ₂ O; s EtOH, ace; i bz
3016	Uranyl fluoride	UO ₂ F ₂	13536-84-0	308.025	yel hyg solid				64.4 ²⁰	i bz
3017	Uranyl hydrogen phosphate tetrahydrate	UO ₂ HPO ₄ · 4H ₂ O	18433-48-2	438.068	yel cry pow					i H ₂ O; s acid
3018	Uranyl nitrate	UO ₂ (NO ₃) ₂	10102-06-4	394.037	yel cry				127 ²⁵	s eth
3019	Uranyl nitrate hexahydrate	UO ₂ (NO ₃) ₂ · 6H ₂ O	13520-83-7	502.129	yel orth cry; hyg	60	118 dec	2.81	127 ²⁵	s EtOH, eth
3020	Uranyl sulfate	UO ₂ SO ₄	1314-64-3	366.090	yel cry					
3021	Uranyl sulfate trihydrate	UO ₂ SO ₄ · 3H ₂ O	20910-28-5	420.137	yel cry			3.28	152 ¹⁶	sl EtOH
3022	Vanadium	V	7440-62-2	50.942	gray-wh metal; cub	1910	3407	6.0		i H ₂ O; s acid

No.	Name	Formula	CAS Reg No.	Mol. weight	Physical form	mp/°C	bp/°C	Density g cm ⁻³	Solubility g/100 g H ₂ O	Qualitative solubility
3023	Vanadocene	V(C ₅ H ₅) ₂	1277-47-0	181.128	viol cry; hyg	167				s bz, thf
3024	Vanadocene dichloride	V(C ₅ H ₄) ₂ Cl ₂	12083-48-6	252.034	dark grn cry	205 dec				s H ₂ O, chl, EtOH
3025	Vanadium boride (VB)	VB	12045-27-1	61.753	refrac solid	2250				i H ₂ O
3026	Vanadium boride (VB ₂)	VB ₂	12007-37-3	72.564	refrac solid	2450				
3027	Vanadium carbide (VC)	VC	12070-10-9	62.953	refrac blk cry; cub	2810		5.77		i H ₂ O
3028	Vanadium carbide (V ₂ C)	V ₂ C	12012-17-8	113.894	hex cry	2167				
3029	Vanadium carbonyl	V(CO) ₆	14024-00-1	219.002	blue-grn cry; flam	60 dec	subl			
3030	Vanadium nitride	VN	24646-85-3	64.949	blk powder; cub	2050		6.13		i H ₂ O; s aqua regia
3031	Vanadium silicide (VSi ₂)	VSi ₂	12039-87-1	107.113	metallic prisms			4.42		s HF
3032	Vanadium silicide (V ₃ Si)	V ₃ Si	12039-76-8	180.911	cub cry	1935		5.70		
3033	Vanadium(II) bromide	VBr ₂	14890-41-6	210.750	oran-brn hex cry		800 subl	4.58		reac H ₂ O
3034	Vanadium(II) chloride	VCl ₂	10580-52-6	121.848	grn hex plates	1350	910 subl	3.23		reac H ₂ O; s EtOH, eth
3035	Vanadium(II) fluoride	VF ₂	13842-80-3	88.939	blue hyg cry	1490				reac H ₂ O
3036	Vanadium(II) iodide	VI ₂	15513-84-5	304.751	red-viol hex cry		subl 800	5.44		reac H ₂ O
3037	Vanadium(II) oxide	VO	12035-98-2	66.941	gray-blk cry	1790		5.758		s acid
3038	Vanadium(II) sulfate heptahydrate	VSO ₄ · 7H ₂ O	36907-42-3	273.111	viol cry					
3039	Vanadium(II) bromide	VBr ₃	13470-26-3	290.654	blk-grn hyg cry	dec 500	subl	4.00		reac H ₂ O
3040	Vanadium(III) chloride	VCl ₃	7718-98-1	157.301	red-viol hex cry; hyg	500 dec		3.00		reac H ₂ O; s EtOH, eth
3041	Vanadium(III) fluoride	VF ₃	10049-12-4	107.937	yel-grn hex cry	1395	subl	3.363		i H ₂ O, EtOH
3042	Vanadium(III) fluoride trihydrate	VF ₃ · 3H ₂ O	10049-12-4*	161.983	grn rhomb cry	≈100 dec				sl H ₂ O
3043	Vanadium(III) iodide	VI ₃	15513-94-7	431.655	brn-blk rhomb cry; hyg	dec 300		5.21		reac H ₂ O
3044	Vanadium(III) oxide	V ₂ O ₃	1314-34-7	149.881	blk powder	1957	≈3000	4.87		i H ₂ O
3045	Vanadium(III) 2,4-pentanedioate	V(CH ₃ COCHCOCH ₃) ₃	13476-99-8	348.266	brn cry	≈185	subl	≈1.0		s MeOH, ace, bz chl
3046	Vanadium(III) sulfate	V ₂ (SO ₄) ₃	13701-70-7	390.071	yel powder	≈400 dec				sl H ₂ O
3047	Vanadium(III) sulfide	V ₂ S ₃	1315-03-3	198.078	grn-blk powder	dec		4.7		i H ₂ O; s hot HCl
3048	Vanadium(IV) bromide	VBr ₄	13595-30-7	370.558	unstab purp cry	-23 dec				
3049	Vanadium(IV) chloride	VCl ₄	7632-51-1	192.754	red-brn liq	-28	151	1.816		reac H ₂ O; s EtOH, eth
3050	Vanadium(IV) fluoride	VF ₄	10049-16-8	126.936	grn hyg powder	325 dec	subl	3.15		vs H ₂ O
3051	Vanadium(IV) oxide	VO ₂	12036-21-4	82.941	blue-blk powder	1967		4.339		i H ₂ O; s acid, alk
3052	Vanadium(V) fluoride	VF ₅	7783-72-4	145.934	col liq	19.5	48.3	2.50		reac H ₂ O
3053	Vanadium(V) dioxide fluoride	VO ₂ F	14259-82-6	101.939	brn hyg cry	350 dec				reac H ₂ O
3054	Vanadium(V) dioxide chloride	VO ₂ Cl	13759-30-3	118.394	oran hyg cry	dec 180				s thf
3055	Vanadium(V) oxide	V ₂ O ₅	1314-62-1	181.880	yel-brn orth cry	681	1750	3.35	0.07 ²⁵	s conc acid, alk; i EtOH
3056	Vanadium(V) sulfide	V ₂ S ₅	12138-17-9	262.208	grn-blk pow	dec		3.0		i H ₂ O; s acid, alk
3057	Vanadyl bromide	VOBr	13520-88-2	146.845	viol cry	480 dec				
3058	Vanadyl chloride	VOCl	13520-87-1	102.394	brn orth cry		127	1.72		
3059	Vanadyl dibromide	VOBr ₂	13520-89-3	226.749	yel-brn cry	180 dec				
3060	Vanadyl dichloride	VOCl ₂	10213-09-9	137.847	grn hyg cry	380 dec		2.88		reac H ₂ O; s EtOH
3061	Vanadyl difluoride	VOF ₂	13814-83-0	104.938	yel cry					
3062	Vanadyl selenite hydrate	VSeO ₃ · H ₂ O	133578-89-9	211.92	grn tric plates			3.506		
3063	Vanadyl sulfate dihydrate	VOSO ₄ · 2H ₂ O	27774-13-6	199.035	blue cry powder					s H ₂ O
3064	Vanadyl tribromide	VOBr ₃	13520-90-6	306.653	deep red liq	-59	170			reac H ₂ O
3065	Vanadyl trichloride	VOCl ₃	7727-18-6	173.300	fuming red-yel liq	-79	127	1.829		reac H ₂ O; s MeOH, eth, ace
3066	Vanadyl trifluoride	VOF ₃	13709-31-4	123.936	yel hyg powder	300	480	2.459		reac H ₂ O
3067	Water	H ₂ O	7732-18-5	18.015	col liq	0.00	99.974	0.9970 ²⁵		vs EtOH, MeOH, ace
3068	Water-d ₂	D ₂ O	7789-20-0	20.027	col liq	3.82	101.42	1.1044 ²⁵		
3069	Water-t ₂	T ₂ O	14940-65-9	22.032	col liq	4.48	101.51	1.2138 ²⁵		
3070	Xenon	Xe	7440-63-3	131.293	col gas	-111.75	-108.09	5.366 g/L		sl H ₂ O
3071	Xenon trioxide	XeO ₃	13776-58-4	179.291	col orth cry	exp ≈25		4.55		s H ₂ O
3072	Xenon tetroxide	XeO ₄	12340-14-6	195.291	yel solid or col gas; exp	-35.9	≈0 dec			
3073	Xenon difluoride	XeF ₂	13709-36-9	169.290	col tetra cry	129.03 tp	114.35 sp	4.32		sl H ₂ O
3074	Xenon tetrafluoride	XeF ₄	13709-61-0	207.287	col monoc cry	117.10 tp	115.75 sp	4.04		reac H ₂ O
3075	Xenon hexafluoride	XeF ₆	13693-09-9	245.283	col monoc cry	49.48	75.6	3.56		reac H ₂ O
3076	Xenon fluoride oxide	XeOF ₂	13780-64-8	185.289	yel solid, stab <-25	exp ≈0				reac H ₂ O
3077	Xenon oxytetrafluoride	XeOF ₄	13774-85-1	223.286	col liq	-46.2		3.17 ⁰		reac H ₂ O
3078	Xenon dioxydifluoride	XeO ₂ F ₂	13875-06-4	201.289	col orth cry	30.8 exp		4.10		
3079	Xenon difluoride trioxide	XeO ₃ F ₂	15192-14-0	217.288	unstab at r.t.	-54.1	exp			
3080	Xenon pentafluoride hexafluoroarsenate	XeF ₅ AsF ₆	20328-94-3	415.197	wh monoc cry	130.5		3.51		

No.	Name	Formula	CAS Reg No.	Mol. weight	Physical form	mp/°C	bp/°C	Density g cm ⁻³	Solubility g/100 g H ₂ O	Qualitative solubility
3081	Xenon pentafluoride hexafluororuthenate	XeF ₅ RuF ₆	39796-98-0	441.35	grn orth cry	152		3.79		
3082	Xenon fluoride hexafluoroantimonate	XeF ₃ SbF ₆	39797-63-2	424.039	yel-grn monocl cry	≈110		3.92		
3083	Xenon fluoride hexafluoroarsenate	XeF ₃ AsF ₆	50432-32-1	508.494	yel-grn monocl cry	99		3.62		reac H ₂ O
3084	Xenon fluoride hexafluororuthenate	XeFRuF ₆	22527-13-5	365.35	yel-grn monocl cry	110		3.78		
3085	Xenon fluoride undecafluoroantimonate	XeFSb ₂ F ₁₁	15364-10-0	602.794	yel monocl cry	63		3.69		
3086	Xenon trifluoride undecafluoroantimonate	XeF ₃ Sb ₂ F ₁₁	35718-37-7	640.791	yel-grn tricl cry	82		3.98		
3087	Ytterbium	Yb	7440-64-4	173.054	silv metal; cub	824	1196	6.90		s dil acid
3088	Ytterbium silicide	YbSi ₂	12039-89-3	229.21	hex cry			7.54		
3089	Ytterbium(II) bromide	YbBr ₂	25502-05-0	332.85	yel cry	673				reac H ₂ O
3090	Ytterbium(II) chloride	YbCl ₂	13874-77-6	243.95	grn cry	721		5.27		reac H ₂ O
3091	Ytterbium(II) fluoride	YbF ₂	15192-18-4	211.04	gray solid	1407				i H ₂ O
3092	Ytterbium(II) iodide	YbI ₂	19357-86-9	426.85	blk cry	772				reac H ₂ O
3093	Ytterbium(III) acetate tetrahydrate	Yb(C ₂ H ₃ O ₂) ₃ · 4H ₂ O	15280-58-7	422.23	hyg col cry	dec 70		2.09		vs H ₂ O
3094	Ytterbium(III) bromide	YbBr ₃	13759-89-2	412.75	col cry	956 dec				s H ₂ O
3095	Ytterbium(III) chloride	YbCl ₃	10361-91-8	279.40	wh hyg powder	854				s H ₂ O
3096	Ytterbium(III) chloride hexahydrate	YbCl ₃ · 6H ₂ O	19423-87-1	387.49	grn hyg cry	150 dec		2.57		vs H ₂ O
3097	Ytterbium(III) fluoride	YbF ₃	13760-80-0	230.04	wh cry	1157		8.2		i H ₂ O
3098	Ytterbium(III) iodide	YbI ₃	13813-44-0	553.75	yel cry	dec 700				s H ₂ O
3099	Ytterbium(III) nitrate	Yb(NO ₃) ₃	13768-67-7	359.06	col hyg solid				239 ²⁵	s EtOH
3100	Ytterbium(III) oxide	Yb ₂ O ₃	1314-37-0	394.08	col cub cry	2355	4070	9.2		s dil acid
3101	Ytterbium(III) sulfate octahydrate	Yb ₂ (SO ₄) ₃ · 8H ₂ O	10034-98-7	778.39	col cry			3.3	38.4 ²⁰	
3102	Yttrium	Y	7440-65-5	88.906	silv metal; hex	1522	3345	4.47		reac H ₂ O; s dil acid
3103	Yttrium aluminum oxide	Y ₂ Al ₅ O ₁₂	12005-21-9	593.619	grn cub cry			≈4.5		
3104	Yttrium antimonide	YSb	12186-97-9	210.666	cub cry	2310		5.97		
3105	Yttrium arsenide	YAs	12255-48-0	163.828	cub cry			5.59		
3106	Yttrium boride	YB ₃	12008-32-1	153.772	refrac solid	2600		3.72		
3107	Yttrium bromide	YBr ₃	13469-98-2	328.618	col hyg cry	904			83.3 ³⁰	
3108	Yttrium carbide	YC ₂	12071-35-1	112.927	refrac solid	≈2400		4.13		
3109	Yttrium carbonate trihydrate	Y ₂ (CO ₃) ₃ · 3H ₂ O	5970-44-5	411.885	red-brn powder					i H ₂ O; s dil acid
3110	Yttrium chloride	YCl ₃	10361-92-9	195.265	wh monocl cry; hyg	721	1482	2.61	75.1 ²⁰	vs H ₂ O
3111	Yttrium chloride hexahydrate	YCl ₃ · 6H ₂ O	10025-94-2	303.356	hyg col cry	dec 100				vs H ₂ O; s EtOH
3112	Yttrium fluoride	YF ₃	13709-49-4	145.901	wh hyg powder	1155		4.0		i H ₂ O
3113	Yttrium hydroxide	Y(OH) ₃	16469-22-0	139.928	wh prec or pow	dec 190				i H ₂ O
3114	Yttrium iodide	YI ₃	13470-38-7	469.619	hyg wh-yel cry	997				s H ₂ O, ace, EtOH
3115	Yttrium iron oxide	Y ₂ Fe ₂ O ₁₂	12063-56-8	737.936	cub cry	1555				
3116	Yttrium nitrate	Y(NO ₃) ₃	10361-93-0	274.921	wh hyg solid				149 ²⁵	s EtOH
3117	Yttrium nitrate tetrahydrate	Y(NO ₃) ₃ · 4H ₂ O	13773-69-8	346.982	red-wh prisms			2.68	149 ²⁵	
3118	Yttrium nitrate hexahydrate	Y(NO ₃) ₃ · 6H ₂ O	13494-98-9	383.012	hyg cry				149 ²⁵	
3119	Yttrium oxide	Y ₂ O ₃	1314-36-9	225.810	wh cry; cub	2439		5.03		s dil acid
3120	Yttrium phosphide	YP	12294-01-8	119.880	cub cry			≈4.4		
3121	Yttrium sulfate octahydrate	Y ₂ (SO ₄) ₃ · 8H ₂ O	7446-33-5	610.122	red monocl cry			2.6	7.47 ¹⁶	
3122	Yttrium sulfide	Y ₂ S ₃	12039-19-9	274.007	yel cub cry	1925		3.87		
3123	Zinc	Zn	7440-66-6	65.38	blue-wh metal; hex	419.527	907	7.134		s acid, alk
3124	Zinc acetate dihydrate	Zn(C ₂ H ₃ O ₂) ₂ · 2H ₂ O	5970-45-6	219.527	wh powder	237 dec		1.735	30.0 ²⁰	s EtOH
3125	Zinc ammonium sulfate	Zn(NH ₄) ₆ (SO ₄) ₂	7783-24-6	293.611	wh cry				9.2 ²⁰	
3126	Zinc antimonide	ZnSb	12039-35-9	187.169	silv-wh orth cry	565		6.33		reac H ₂ O
3127	Zinc arsenate	Zn ₂ (AsO ₄) ₂	13464-44-3	474.065	wh powder				0.000078 ²⁰	s acid, alk
3128	Zinc arsenate octahydrate	Zn ₂ (AsO ₄) ₂ · 8H ₂ O	13464-45-4	618.187	wh monocl cry			3.33	0.000078 ²⁰	s acid, alk
3129	Zinc arsenide	Zn ₃ As ₂	12006-40-5	346.070	powder	1015		5.528		
3130	Zinc arsenite	Zn(AsO ₃) ₂	10326-24-6	279.250	col powder					i H ₂ O; s acid
3131	Zinc borate	3ZnO · 2B ₂ O ₃	27043-84-1	383.466	wh amorp powder			3.64		sl H ₂ O; s dil acid
3132	Zinc borate hemiheptahydrate	2ZnO · 3B ₂ O ₃ · 3.5H ₂ O	12513-27-8	434.69	wh cry	980		4.22		i H ₂ O
3133	Zinc borate pentahydrate	2ZnO · 3B ₂ O ₃ · 5H ₂ O	12536-65-1	461.753	wh powder			3.64	0.007 ²⁵	sl HCl
3134	Zinc bromate hexahydrate	Zn(BrO ₃) ₂ · 6H ₂ O	13517-27-6	429.305	wh hyg solid	100		2.57		vs H ₂ O
3135	Zinc bromide	ZnBr ₂	7699-45-8	225.217	wh hex cry; hyg	402	≈670	4.5	488 ²⁵	vs EtOH; s eth
3136	Zinc caprylate	Zn(C ₈ H ₁₅ O ₂) ₂	557-09-5	351.816	wh hyg cry	136				sl H ₂ O
3137	Zinc carbonate	ZnCO ₃	3486-35-9	125.418	wh hex cry	140 dec		4.434	0.000091 ²⁰	s dil acid, alk
3138	Zinc carbonate hydroxide	3Zn(OH) ₂ · 2ZnCO ₃	12070-69-8	549.107	wh powder					
3139	Zinc chlorate	Zn(ClO ₃) ₂	10361-95-2	232.311	yel hyg cry	60 dec		2.15	200 ²⁰	
3140	Zinc chloride	ZnCl ₂	7646-85-7	136.315	wh hyg cry	290	732	2.907	408 ²⁵	vs H ₂ O; s EtOH, ace

No.	Name	Formula	CAS Reg No.	Mol. weight	Physical form	mp/°C	bp/°C	Density g cm ⁻³	Solubility g/100 g H ₂ O	Qualitative solubility
3141	Zinc chromate	ZnCrO ₄	13530-65-9	181.403	yel prisms	316		3.40	3.08	s acid; i ace
3142	Zinc chromite	ZnCr ₂ O ₄	12018-19-8	233.399	grn cub cry			5.29		
3143	Zinc citrate dihydrate	Zn ₃ (C ₆ H ₅ O ₇) ₂ · 2H ₂ O	546-46-3	610.456	col powder					sl H ₂ O; s dil acid, alk
3144	Zinc cyanide	Zn(CN) ₂	557-21-1	117.443	wh powder			1.852	0.00047 ²⁰	reac acid
3145	Zinc diethyl	Zn(C ₂ H ₅) ₂	557-20-0	123.531	col liq	-28	118	1.2065		reac H ₂ O; msc eth, peth, bz
3146	Zinc dithionate	ZnS ₂ O ₄	7779-86-4	193.537	wh amorp solid	200 dec			40 ²⁰	
3147	Zinc fluoride	ZnF ₂	7783-49-5	103.406	wh tetr needles; hyg	872	1500	4.9	1.55 ²⁵	sl H ₂ O
3148	Zinc fluoride tetrahydrate	ZnF ₂ · 4H ₂ O	13986-18-0	175.468	wh orth cry			2.30	1.55 ²⁵	
3149	Zinc fluoroborate hexahydrate	Zn(BF ₄) ₂ · 6H ₂ O	27860-83-9	347.109	hex cry			2.12		vs H ₂ O; s EtOH
3150	Zinc formate dihydrate	Zn(CHO ₂) ₂ · 2H ₂ O	5970-62-7	191.474	wh cry			2.207	5.2 ²⁰	i EtOH
3151	Zinc hexafluorosilicate hexahydrate	ZnSiF ₆ · 6H ₂ O	16871-71-9	315.576	wh cry					s H ₂ O
3152	Zinc hydroxide	Zn(OH) ₂	20427-58-1	99.424	col orth cry	125 dec		3.05	0.000042 ²⁰	
3153	Zinc iodate	Zn(IO ₃) ₂	7790-37-6	415.214	wh cry powder				0.64 ²⁵	
3154	Zinc iodide	ZnI ₂	10139-47-6	319.218	wh-yel hyg cry	450	625	4.74	438 ²⁵	vs H ₂ O; s EtOH, eth
3155	Zinc laurate	Zn(C ₁₁ H ₂₃ O ₂) ₂	2452-01-9	464.029	wh powder	128				sl H ₂ O
3156	Zinc molybdate	ZnMoO ₄	13767-32-3	225.35	wh tetr cry	>700		4.3		i H ₂ O
3157	Zinc nitrate	Zn(NO ₃) ₂	7779-88-6	189.418	wh powder				120 ²⁵	
3158	Zinc nitrate hexahydrate	Zn(NO ₃) ₂ · 6H ₂ O	10196-18-6	297.510	col orth cry	36 dec		2.067	120 ²⁵	vs EtOH
3159	Zinc nitride	Zn ₃ N ₂	1313-49-1	224.240	blue-gray cub cry	700 dec		6.22		i H ₂ O
3160	Zinc nitrite	Zn(NO ₂) ₂	10102-02-0	157.420	hyg solid					reac H ₂ O
3161	Zinc oleate	Zn(C ₁₈ H ₃₃ O ₂) ₂	557-07-3	628.316	wh powder	70 dec				i H ₂ O; s EtOH, eth, bz
3162	Zinc oxalate	ZnC ₂ O ₄	547-68-2	153.428	wh pwd				0.0026 ²⁵	
3163	Zinc oxalate dihydrate	ZnC ₂ O ₄ · 2H ₂ O	4255-07-6	189.458	wh powder	100 dec		2.56	0.0026 ²⁵	s dil acid
3164	Zinc tartrate dihydrate	ZnC ₄ H ₄ O ₆ · 2H ₂ O	22570-08-7	249.511	wh cry pow	dec 150			0.022 ²⁰	
3165	Zinc oxide	ZnO	1314-13-2	81.408	wh powder; hex	1974		5.6		i H ₂ O; s dil acid
3166	Zinc 2,4-pentanedioate	Zn(CH ₃ COCHCOCH ₃) ₂	14024-63-6	263.625	cry	137 dec				sl H ₂ O; s EtOH, DMSO
3167	Zinc pentanoate dihydrate	Zn(C ₅ H ₉ O ₂) ₂ · 2H ₂ O	556-38-7	303.687	scales or powder					sl H ₂ O; reac acid; s EtOH
3168	Zinc perchlorate hexahydrate	Zn(ClO ₄) ₂ · 6H ₂ O	10025-64-6	372.402	wh cub cry; hyg	106 dec		2.2	121.3 ²⁵	s EtOH
3169	Zinc permanganate hexahydrate	Zn(MnO ₄) ₂ · 6H ₂ O	23414-72-4	411.372	blk orth cry; hyg			2.45		s H ₂ O; reac EtOH
3170	Zinc peroxide	ZnO ₂	1314-22-3	97.408	yel-wh powder	>150 dec	212 exp	1.57		i H ₂ O; reac acid, EtOH, ace
3171	Zinc phosphate	Zn ₃ (PO ₄) ₂	7779-90-0	386.170	wh monoc cry	900		4.0		i H ₂ O
3172	Zinc phosphate tetrahydrate	Zn ₃ (PO ₄) ₂ · 4H ₂ O	7543-51-3	458.231	col orth cry			3.04		i H ₂ O, EtOH; s dil acid, alk
3173	Zinc phosphide	Zn ₃ P ₂	1314-84-7	258.175	gray tetr cry	1160		4.55		i H ₂ O, EtOH; reac acid; s bz
3174	Zinc pyrophosphate	Zn ₂ P ₂ O ₇	7446-26-6	304.761	wh cry powder			3.75		i H ₂ O; s dil acid
3175	Zinc selenate pentahydrate	ZnSeO ₄ · 5H ₂ O	13597-54-1	298.44	tricl cry	50 dec		2.59	63.4 ²⁵	
3176	Zinc selenide	ZnSe	1315-09-9	144.37	yel-red cub cry	>1100	subl	5.65		i H ₂ O; s dil acid
3177	Zinc orthosilicate	Zn ₂ SiO ₄	13597-65-4	222.902	wh hex cry	1509		4.1		i H ₂ O, dil acid
3178	Zinc selenite	ZnSeO ₃	13597-46-1	192.37	wh powder	621				
3179	Zinc stearate	Zn(C ₁₈ H ₃₅ O ₂) ₂	557-05-1	632.348	wh powder	130		1.095		i H ₂ O, EtOH, eth; s bz
3180	Zinc sulfate	ZnSO ₄	7733-02-0	161.472	col orth cry	680 dec		3.8	57.7 ²⁵	
3181	Zinc sulfate monohydrate	ZnSO ₄ · H ₂ O	7446-19-7	179.487	wh monoc cry	238 dec		3.20	57.7 ²⁵	i EtOH
3182	Zinc sulfate heptahydrate	ZnSO ₄ · 7H ₂ O	7446-20-0	287.578	col orth cry	100 dec		1.97	57.7 ²⁵	i EtOH
3183	Zinc sulfide (sphalerite)	ZnS	1314-98-3	97.474	gray-wh cub cry	trans wurtzite 1020		4.04		i H ₂ O, EtOH; s dil acid
3184	Zinc sulfide (wurtzite)	ZnS	1314-98-3	97.474	wh hex cry	1700	subl	4.09		i H ₂ O; s dil acid
3185	Zinc sulfite dihydrate	ZnSO ₃ · 2H ₂ O	7488-52-0	181.503	wh powder	200 dec			0.224 ²⁵	i EtOH
3186	Zinc telluride	ZnTe	1315-11-3	193.01	red cub cry	1239		5.9		i H ₂ O
3187	Zinc thiocyanate	Zn(SCN) ₂	557-42-6	181.573	wh hyg cry					sl H ₂ O; s EtOH
3188	Zirconium	Zr	7440-67-7	91.224	gray-wh metal; hex	1854	4406	6.52		s hot conc acid
3189	Zirconocene dichloride	Zr(C ₂ H ₅) ₂ Cl ₂	1291-32-3	292.316	col cry	248	subl 150			
3190	Zirconium boride	ZrB ₂	12045-64-6	112.846	gray refrac solid; hex	3050		6.17		
3191	Zirconium carbide	ZrC	12020-14-3	103.235	gray refrac solid; cub	3532		6.73		s HF
3192	Zirconium nitride	ZrN	25658-42-8	105.231	yel cub cry	2952		7.09		s conc HF; sl dil acid
3193	Zirconium phosphide	ZrP ₂	12037-80-8	153.172	orth cry			≈5.1		
3194	Zirconium silicide	ZrSi ₂	12039-90-6	147.395	gray powder	1620		4.88		i H ₂ O, aqua regia; s HF

No.	Name	Formula	CAS Reg No.	Mol. weight	Physical form	mp/°C	bp/°C	Density g cm ⁻³	Solubility g/100 g H ₂ O	Qualitative solubility
3195	Zirconium(II) bromide	ZrBr ₂	24621-17-8	251.032	blue-blk cry	dec 400				
3196	Zirconium(II) chloride	ZrCl ₂	13762-26-0	162.130	blk cry	772		3.16		reac H ₂ O
3197	Zirconium(II) fluoride	ZrF ₂	13842-94-9	129.221	blk cry	902				
3198	Zirconium(II) hydride	ZrH ₂	7704-99-6	93.240	gray tetr cry	800 dec		5.6		i H ₂ O
3199	Zirconium(II) iodide	ZrI ₂	15513-85-6	345.033	blk cry	827				
3200	Zirconium(III) bromide	ZrBr ₃	24621-18-9	330.936	dark blue cry	dec 300				
3201	Zirconium(III) chloride	ZrCl ₃	10241-03-9	197.583	dark blue cry	627		3.05		reac H ₂ O
3202	Zirconium(III) fluoride	ZrF ₃	13814-22-7	148.219	blue-grn cry	927		4.26		i H ₂ O; s acid
3203	Zirconium(III) iodide	ZrI ₃	13779-87-8	471.937	dark blue cry	727				
3204	Zirconium(IV) acetate hydroxide	Zr(C ₂ H ₃ O ₂) ₂ (OH) ₂	14311-93-4	243.327	wh amorp solid					s H ₂ O
3205	Zirconium(IV) ammonium hydroxide carbonate dihydrate	Zr(NH ₄) ₃ OH(CO ₃) ₃ · 2H ₂ O	12616-24-9*	378.402	prisms; unstab					s H ₂ O
3206	Zirconium(IV) bromide	ZrBr ₄	13777-25-8	410.840	wh cub cry	450 tp	360 sp	3.98		reac H ₂ O
3207	Zirconium(IV) chloride	ZrCl ₄	10026-11-6	233.036	wh monoc cry; hyg	437 tp	331 sp	2.80		reac H ₂ O; s EtOH, eth
3208	Zirconium(IV) fluoride	ZrF ₄	7783-64-4	167.218	wh monoc cry	910	912 sp	4.43	1.5 ²⁵	
3209	Zirconium(IV) hydroxide	Zr(OH) ₄	14475-63-9	159.254	wh amorp powder	dec		3.25		i H ₂ O; s acid
3210	Zirconium(IV) iodide	ZrI ₄	13986-26-0	598.842	yel-oran cub cry	500	431 sp	4.85		vs H ₂ O
3211	Zirconium(IV) nitrate pentahydrate	Zr(NO ₃) ₄ · 5H ₂ O	13746-89-9	429.320	wh hyg cry	100 dec				vs H ₂ O; s EtOH
3212	Zirconium(IV) orthosilicate	ZrSiO ₄	10101-52-7	183.308	wh tetr cry	1540 dec		4.6		i H ₂ O, acid
3213	Zirconium(IV) oxide	ZrO ₂	1314-23-4	123.223	wh amorp powder	2710	4300	5.68		i H ₂ O; sl acid
3214	Zirconium(IV) pyrophosphate	ZrP ₂ O ₇	13565-97-4	265.167	wh refrac solid	dec 1550				i H ₂ O, dil acid; s HF
3215	Zirconium(IV) sulfate	Zr(SO ₄) ₂	14644-61-2	283.349	wh hyg cry	410 dec		3.22		s H ₂ O; sl EtOH
3216	Zirconium(IV) sulfate tetrahydrate	Zr(SO ₄) ₂ · 4H ₂ O	7446-31-3	355.411	wh tetr cry	100 dec		2.80		vs H ₂ O
3217	Zirconium(IV) sulfide	ZrS ₂	12039-15-5	155.354	red-brn hex cry	1550		3.87		i H ₂ O
3218	Zirconium(IV) tungstate	Zr(WO ₄) ₂	16853-74-0	586.90	grn pow					
3219	Zirconyl chloride	ZrOCl ₂	7699-43-6	178.129	wh solid	250 dec				s H ₂ O, EtOH
3220	Zirconyl chloride octahydrate	ZrOCl ₂ · 8H ₂ O	13520-92-8	322.252	tetr cry	400 dec		1.91		vs H ₂ O, EtOH

FORMULA INDEX OF INORGANIC COMPOUNDS

Ac	1	AlB ₂	26	Al ₂ SiO ₅	63	BF ₃ (C ₂ H ₅) ₂ O	476
AcBr ₃	2	Al(BH ₄) ₃	15	Al ₂ (SiF ₆) ₃ · 9H ₂ O	32	BH ₃ CO	459
AcCl ₃	3	AlB ₁₂	27	Al ₂ Te ₃	71	BI ₃	477
AcF ₃	4	AlBr ₃	17	Al ₂ TiO ₅	73	BN	468
AcI ₃	5	AlBr ₃ · 6H ₂ O	18	Al ₂ Zr	74	BP	470
Ac ₂ O ₃	6	Al(BrO ₃) ₃ · 9H ₂ O	16	Al ₄ C ₃	19	B ₂ Br ₄	456
Ag	2476	Al(C ₂ H ₅ O) ₃	28	Am	75	B ₂ Cl ₄	457
AgAsF ₆	2497	Al(C ₂ H ₃ O ₂) ₃	8	AmBr ₃	77	B ₂ F ₄	458
AgBr	2485	Al(C ₃ H ₅ O ₃) ₃	38	AmCl ₃	78	B ₂ H ₆	442
AgBrO ₃	2484	Al(CH ₃ COCHCOCH ₃) ₃	50	AmF ₃	79	B ₂ O ₃	469
AgCN	2492	AlC ₁₈ H ₃₅ O ₂	67	AmF ₄	81	B ₂ S ₃	472
AgC ₂ H	2481	Al(C ₁₅ H ₃₁ COO) ₃	49	AmI ₃	80	B ₃ N ₃ H ₆	460
AgC ₂ H ₃ O ₂	2479	Al(C ₁₈ H ₃₃ O ₂) ₃	43	AmO ₂	82	B ₄ C	467
AgC ₃ H ₅ O ₃ · H ₂ O	2502	Al(C ₁₈ H ₃₅ O ₂) ₃	65	Am ₂ O ₃	76	B ₄ H ₁₀	443
Ag(C ₂ H ₃) ₂ NCS ₂	2494	AlCl(C ₄ H ₉) ₂	24	Ar	235	B ₅ H ₉	444
AgC ₆ H ₂ N ₃ O ₇ · H ₂ O	2513	AlCl(C ₄ H ₉) ₂	25	As	236	B ₅ H ₁₁	445
Ag(C ₆ H ₅ CO ₂)	2483	AlCl ₂ CH ₃	23	As	237	B ₆ H ₁₀	446
AgCl	2488	AlCl ₃	21	As	238	B ₆ H ₁₂	447
AgClO ₂	2489	AlCl ₃ · 6H ₂ O	22	AsBr ₃	247	B ₆ Si	471
AgClO ₃	2487	Al(ClO ₃) ₃ · 9H ₂ O	20	As(C ₂ H ₅ O) ₃	249	B ₆ H ₁₅	448
AgClO ₄	2509	Al(ClO ₄) ₃	51	AsCl ₃	248	B ₁₀ H ₁₄	449
AgClO ₄ · H ₂ O	2510	Al(ClO ₄) ₃ · 9H ₂ O	52	AsCl ₅	257	B ₁₀ H ₁₆	450
AgF	2495	AlF ₃	29	AsF ₃	250	B ₁₂ H ₁₆	451
AgF ₂	2526	AlF ₃ · H ₂ O	30	AsF ₅	258	B ₁₃ H ₁₉	452
AgHF ₂	2499	AlF ₃ · 3H ₂ O	31	AsH ₃	239	B ₁₄ H ₁₈	453
AgI	2501	AlH ₃	33	AsI ₃	251	B ₁₆ H ₂₀	454
AgIO ₃	2500	Al(H ₂ PO ₂) ₃	57	As ₂ H ₄	240	B ₁₈ H ₂₂	455
AgMnO ₄	2511	AlI ₃	36	As ₂ I ₄	244	Ba	263
AgNO ₂	2506	AlI ₃ · 6H ₂ O	37	As ₂ O ₃	252	BaAl ₂ O ₄	266
AgNO ₃	2505	AlN	42	As ₂ O ₃	253	BaAl ₄	267
AgN ₃	2477	AlNH ₄ (SO ₄) ₂	10	As ₂ O ₅	259	Ba(BO ₂) ₂ · H ₂ O	313
AgO	2524	AlNH ₄ (SO ₄) ₂ · 12H ₂ O	11	As ₂ S ₃	255	Ba(BO ₂) ₂ · 2H ₂ O	314
AgPF ₆	2498	Al(NO ₃) ₃	40	As ₂ S ₅	261	BaB ₆	297
AgPO ₃	2503	Al(NO ₃) ₃ · 9H ₂ O	41	As ₂ Se	245	BaBiO ₃	269
AgSCN	2522	Al(OH)(C ₂ H ₃ O ₂) ₂	9	As ₂ Se ₃	254	BaBr ₂	272
AgSbF ₆	2496	AlO(OH)	47	As ₂ Se ₅	260	BaBr ₂ · 2H ₂ O	273
Ag ₂ CO ₃	2486	AlO(OH)	48	As ₂ Te ₃	256	Ba(BrO ₃) ₂	270
Ag ₂ C ₂	2480	Al(OH) ₂ (C ₁₈ H ₃₅ O ₂)	66	As ₄ S ₄	246	Ba(BrO ₃) ₂ · H ₂ O	271
Ag ₂ C ₂ O ₄	2507	Al(OH) ₃	34	At	262	BaCO ₃	276
Ag ₂ CrO ₄	2490	AlP	58	Au	1166	BaC ₂	275
Ag ₂ Cr ₂ O ₇	2493	AlPO ₄	53	AuBr	1169	Ba(CHO ₂) ₂	296
Ag ₂ F	2478	AlPO ₄ · 2H ₂ O	54	AuBr ₃	1174	Ba(CN) ₂	289
Ag ₂ HgI ₄	2521	Al(PO ₃) ₃	56	AuCN	1171	BaC ₂ O ₄	324
Ag ₂ MoO ₄	2504	Al(SCN) ₃	72	Au(CN) ₃ · 3H ₂ O	1176	BaC ₂ O ₄ · H ₂ O	325
Ag ₂ O	2508	AlSb	12	AuCl	1170	Ba(CH ₃ COCHCOCH ₃) ₂ · 8H ₂ O	327
Ag ₂ O ₂	2527	Al ₂ (C ₂ O ₄) ₃ · H ₂ O	44	AuCl ₃	1175	BaC ₄ H ₄ O ₆	348
Ag ₂ S	2518	Al ₂ (MoO ₄) ₃	39	AuF ₃	1177	Ba(C ₂ H ₃ O ₂) ₂	264
Ag ₂ SO ₃	2519	Al ₂ O ₃	45	AuI	1172	Ba(C ₂ H ₃ O ₂) ₂ · H ₂ O	265
Ag ₂ SO ₄	2517	Al ₂ O ₃	46	AuI ₃	1179	Ba(C ₁₈ H ₃₅ O ₂) ₂	342
Ag ₂ S ₂ O ₃	2523	2Al ₂ O ₃ · B ₂ O ₃	14	Au(OH) ₃	1178	BaClF	281
Ag ₂ Se	2515	Al ₂ O ₃ · 2SiO ₂ · 2H ₂ O	64	Au ₂ O ₃	1180	BaCl ₂	279
Ag ₂ SeO ₃	2516	3Al ₂ O ₃ · 2SiO ₂	62	Au ₂ S	1173	BaCl ₂ · 2H ₂ O	280
Ag ₂ SeO ₄	2514	Al ₂ (OH) ₃ PO ₄	55	Au ₂ S ₃	1183	Ba(ClO ₃) ₂	277
Ag ₂ Te	2520	Al ₂ (OH) ₅ Cl · 2H ₂ O	35	Au ₂ Se ₃	1182	Ba(ClO ₃) ₂ · H ₂ O	278
Ag ₂ WO ₄	2525	Al ₂ S ₃	70	Au ₂ (SeO ₄) ₃	1181	Ba(ClO ₄) ₂ · 3H ₂ O	329
Ag ₃ AsO ₄	2482	Al ₂ (SO ₄) ₃	68	B	441	BaCrO ₄	283
Ag ₃ C ₆ H ₅ O ₇	2491	Al ₂ (SO ₄) ₃ · 18H ₂ O	69	BAs	466	BaCr ₂ O ₇ · 2H ₂ O	290
Ag ₃ PO ₄	2512	Al ₂ Se ₃	59	BBr ₃	473	BaCuY ₂ O ₅	285
Al	7	Al ₂ SiO ₅	60	BCl ₃	474		
AlAs	13	Al ₂ SiO ₅	61	BF ₃	475		

BaF ₂	295	Ba ₃ (C ₆ H ₅ O ₇) ₂ · H ₂ O	284	Bi ₂ MoO ₆	412	Ca(BrO ₃) ₂	552
BaFe ₁₂ O ₁₉	293	Ba ₃ (CrO ₄) ₂	282	Bi ₂ (MoO ₄) ₃	413	Ca(BrO ₃) ₂ · H ₂ O	553
BaGeF ₆	298	Ba ₃ N ₂	320	(BiO) ₂ CO ₃	405	CaCN ₂	572
BaHPO ₄	301	Ba ₃ (VO ₄) ₂	323	Bi ₂ O ₃	418	CaCO ₃	558
BaH ₂	300	Ba ₃ Y ₃ WO ₉	362	Bi ₂ O ₃ · 2CrO ₃	406	CaCO ₃	559
Ba(HS) ₂	302	Ba ₄ Cu ₇ Y ₂ O ₁₅	288	2Bi ₂ O ₃ · 3GeO ₂	410	CaCO ₃	560
Ba(HS) ₂ · 4H ₂ O	303	Be	367	2Bi ₂ O ₃ · 3ZrO ₂	440	CaC ₂	557
Ba(H ₂ PO ₃) ₂ · H ₂ O	307	BeAl ₂ O ₄	370	Bi ₂ O ₄	419	Ca(CHO ₂) ₂	581
BaHgI ₄	350	BeB ₂	372	Bi ₂ S ₃	429	Ca(CN) ₂	573
BaI ₂	310	Be(BH ₄) ₂	376	Bi ₂ (SO ₄) ₃	428	CaC ₂ O ₄	606
BaI ₂ · 2H ₂ O	311	BeB ₆	373	Bi ₂ Se ₃	426	CaC ₂ O ₄ · H ₂ O	607
Ba(IO ₃) ₂	308	BeBr ₂	377	Bi ₂ (SnO ₃) ₃ · 5H ₂ O	427	CaC ₄ H ₄ O ₄ · 3H ₂ O	629
Ba(IO ₃) ₂ · H ₂ O	309	BeCO ₃ · 4H ₂ O	379	Bi ₂ Te ₃	430	CaC ₄ H ₄ O ₆ · 4H ₂ O	635
BaK ₂ (CrO ₄) ₂	333	Be(CHO ₂) ₂	383	Bi ₂ (WO ₄) ₃	438	Ca(C ₂ H ₃ O ₂) ₂	543
BaMnO ₄	312	BeC ₂ O ₄ · 3H ₂ O	391	Bi ₄ (TiO ₄) ₃	437	Ca(C ₂ H ₃ O ₂) ₂ · H ₂ O	544
Ba(MnO ₄) ₂	330	Be(C ₂ H ₃ O ₂) ₂	368	Bi ₅ O(OH) ₉ (NO ₃) ₄	415	Ca(C ₂ H ₃ O ₂) ₂ · 2H ₂ O	545
BaMoO ₄	317	Be(CH ₃ COCHCOCH ₃) ₂	393	Bk	365	Ca(C ₃ H ₅ O ₂) ₂	621
Ba(NO ₂) ₂	321	BeCl ₂	381	Bk	366	Ca(CF ₃ COCHCOCF ₃) ₂	583
Ba(NO ₂) ₂ · H ₂ O	322	Be(ClO ₄) ₂ · 4H ₂ O	394	BrCN	665	Ca(CH ₃ COCHCOCH ₃) ₂	612
Ba(NO ₃) ₂	319	BeF ₂	382	BrCl	486	Ca(C ₈ H ₁₅ O ₂) ₂	576
Ba(N ₃) ₂	268	BeHPO ₄	385	BrF	487	Ca(C ₁₆ H ₃₁ O ₂) ₂	610
Ba(NbO ₃) ₂	318	BeH ₂	384	BrF ₃	488	Ca(C ₁₈ H ₃₃ O ₂) ₂	605
BaO	326	BeI ₂	388	BrF ₅	489	Ca(C ₁₈ H ₃₅ O ₂) ₂	628
BaO · ZrO ₂ · SiO ₂	364	Be(NO ₃) ₂ · 3H ₂ O	389	BrN ₃	485	CaCl ₂	563
BaO ₂	331	BeO	392	BrOF ₃	490	CaCl ₂ · H ₂ O	564
Ba(OH) ₂	304	Be(OH) ₂	386	BrO ₂	481	CaCl ₂ · 2H ₂ O	565
Ba(OH) ₂ · H ₂ O	305	Be(OH) ₂	387	BrO ₂ F	491	CaCl ₂ · 4H ₂ O	566
Ba(OH) ₂ · 8H ₂ O	306	BeS	399	BrO ₃ F	492	CaCl ₂ · 6H ₂ O	567
Ba(PO ₃) ₂	315	BeSO ₄	396	Br ₂	478	Ca(ClO ₂) ₂	568
BaPbO ₃	332	BeSO ₄ · 2H ₂ O	397	Br ₂ O	482	Ca(ClO ₃) ₂	561
BaPt(CN) ₄ · 4H ₂ O	349	BeSO ₄ · 4H ₂ O	398	Br ₂ O ₃	483	Ca(ClO ₃) ₂ · 2H ₂ O	562
BaS	346	BeSeO ₄ · 4H ₂ O	395	Br ₂ O ₅	484	Ca(ClO ₄) ₂	613
BaSO ₃	347	Be ₂ B	374	C	644	Ca(ClO ₄) ₂ · 4H ₂ O	614
BaSO ₄	345	Be ₂ C	378	C	645	CaCrO ₄	569
Ba(SCN) ₂	351	Be ₃ Al ₂ (SiO ₃) ₆	371	C	646	CaCrO ₄ · 2H ₂ O	570
Ba(SCN) ₂ · 2H ₂ O	352	Be ₃ N ₂	390	CO	650	CaCr ₂ O ₇ · 3H ₂ O	574
Ba(SCN) ₂ · 3H ₂ O	353	Be ₃ (OH) ₂ (CO ₃) ₂	380	COBr ₂	660	CaF ₂	578
BaS ₂ O ₃	354	Be ₄ B	375	COCl ₂	661	CaHPO ₃ · H ₂ O	619
BaS ₂ O ₃ · H ₂ O	355	Be ₄ O(C ₂ H ₃ O ₂) ₆	369	COF ₂	662	CaHPO ₄	586
BaS ₂ O ₆ · 2H ₂ O	292	Bi	400	COS	656	CaHPO ₄ · 2H ₂ O	587
BaSe	336	BiAsO ₄	404	COSe	657	CaH ₂	585
BaSeO ₃	337	BiBr ₃	431	CO ₂	651	Ca(HS) ₂ · 6H ₂ O	589
BaSeO ₄	335	Bi(CH ₃) ₃	436	CSSe	658	CaH ₂ (SO ₃) ₂	588
BaSiF ₆	299	BiC ₆ H ₅ O ₇	407	CSTe	659	Ca(H ₂ PO ₃) ₂	593
BaSiO ₃	316	Bi(C ₂ H ₃ O ₂) ₃	401	CS ₂	653	Ca(H ₂ PO ₃) ₂ · H ₂ O	575
BaSi ₂	338	Bi(CF ₃ COCHCOCF ₃) ₃	411	CSe ₂	655	CaI ₂	595
BaSi ₂ O ₅	291	Bi(C ₁₈ H ₃₃ O ₂) ₃	416	C ₂ N ₂	663	CaI ₂ · 6H ₂ O	596
BaSnO ₃	340	BiCl ₃	432	C ₃ O ₂	652	Ca(IO ₃) ₂	594
BaSnO ₃ · 3H ₂ O	341	BiF ₃	433	C ₃ S ₂	654	Ca(MnO ₄) ₂	615
BaSr(NbO ₃) ₄	343	BiF ₅	434	(C ₂ H ₅ O) ₂ P(S)SNH ₄	105	CaMoO ₄	599
BaTiO ₃	356	BiH ₃	408	C ₆₀	647	Ca(NO ₂) ₂	603
BaTi(SiO ₃) ₃	359	BiK ₄ I ₇	425	C ₆₀ F ₆₀	649	Ca(NO ₂) ₂ · H ₂ O	604
BaTi ₂ O ₅	357	BiI ₃	435	C ₇₀	648	Ca(NO ₃) ₂	600
BaTi ₄ O ₉	358	Bi(NO ₃) ₃ · 5H ₂ O	414	Ca	542	Ca(NO ₃) ₂ · 4H ₂ O	601
BaU ₂ O ₇	361	BiOBr	420	Ca(AlH ₄) ₂	637	CaO	608
BaWO ₄	360	BiOC ₂ H ₃ O ₂	402	CaAl ₂ O ₄	546	2CaO · 3B ₂ O ₃ · 5H ₂ O	582
BaZrO ₃	363	BiOCl	421	CaAsO ₃	549	CaOCl ₂	616
Ba ₂ CaWO ₆	274	BiOI	422	Ca(BO ₂) ₂	597	Ca(OCl) ₂	592
Ba ₂ Cu ₃ YO ₇	286	BiONO ₃	423	Ca(BO ₃) ₂ · 7H ₂ O	611	Ca(OH) ₂	590
Ba ₂ Cu ₄ YO ₈	287	Bi(OH) ₃	409	CaB ₄ O ₇ · 6H ₂ O	550	CaPO ₃ F · 2H ₂ O	580
Ba ₂ Fe(CN) ₆ · 6H ₂ O	294	BiPO ₄	424	CaB ₆	551	CaS	633
Ba ₂ Na(NbO ₃) ₅	339	BiSb	403	CaBr ₂	554	CaSO ₃ · 2H ₂ O	634
Ba ₂ P ₂ O ₇	334	BiVO ₄	439	CaBr ₂ · 2H ₂ O	555	CaSO ₄	630
Ba ₂ SrWO ₆	344	Bi ₂ (C ₂ O ₄) ₃	417	CaBr ₂ · 6H ₂ O	556	CaSO ₄ · 0.5H ₂ O	631

CaSO ₄ · 2H ₂ O	632	CdSeO ₄ · 2H ₂ O	527	Co	826	Co(SCN) ₂ · 3H ₂ O	897
Ca(SCN) ₂ · 4H ₂ O	638	CdSiO ₃	515	CoAl ₂ O ₄	842	CoSb	828
CaS ₂ O ₃ · 6H ₂ O	639	CdTe	537	CoAs	830	CoSe	887
CaSe	624	CdTeO ₃	538	CoAsS	829	CoSeO ₃ · 2H ₂ O	888
CaSeO ₄ · 2H ₂ O	623	CdTiO ₃	540	CoAs ₂	831	CoSeO ₄ · 5H ₂ O	886
CaSi	625	CdWO ₄	541	CoAs ₃	832	CoSiF ₆ · 6H ₂ O	864
CaSiF ₆ · 2H ₂ O	584	Cd ₂ Nb ₂ O ₇	517	CoB	833	CoSi ₂	839
CaSiO ₃	598	Cd ₃ As ₂	497	CoBr ₂	845	CoTe	895
CaSi ₂	626	Cd ₃ P ₂	526	CoBr ₂ · 6H ₂ O	846	CoTiO ₃	898
CaSnO ₃ · 3H ₂ O	627	Cd ₃ (PO ₄) ₂	525	Co(BrO ₃) ₂ · 6H ₂ O	844	CoWO ₄	899
CaTe	636	Cd ₅ (BW ₁₂ O ₄₀) · 18H ₂ O	499	CoCO ₃	847	Co ₂ B	834
CaTiO ₃	640	Ce	669	2CoCO ₃ · 3Co(OH) ₂ · H ₂ O	848	Co ₂ (CO) ₈	835
CaWO ₄	641	CeB ₆	670	Co(CHO ₂) ₂ · 2H ₂ O	862	Co ₂ F ₆ · 2H ₂ O	904
CaZrO ₃	642	CeBr ₃	681	Co(CN) ₂	856	Co ₂ O ₃	908
Ca ₂ Fe(CN) ₆ · 12H ₂ O	577	CeBr ₃ · 7H ₂ O	682	Co(CN) ₂ · 2H ₂ O	857	Co ₂ O ₃ · H ₂ O	909
Ca ₂ P ₂ O ₇	622	CeC ₂	671	Co(CN) ₂ · 2H ₂ O	857	Co ₂ P	838
Ca ₂ PbO ₄	620	Ce(C ₂ H ₃ O ₂) ₃ · 1.5H ₂ O	678	CoC ₂ O ₄	878	Co ₂ S ₃	912
Ca ₃ Al ₂ O ₆	547	Ce(C ₂ O ₄) ₃ · 9H ₂ O	693	CoC ₂ O ₄ · 2H ₂ O	879	Co ₂ SiO ₄	877
Ca ₃ (AsO ₄) ₂	548	Ce(CH ₃ COCHCOCH ₃) ₃ · 3H ₂ O	695	Co(C ₂ H ₃ O ₂) ₂	840	Co ₂ SnO ₄	889
Ca ₃ (C ₆ H ₅ O ₇) ₂ · 4H ₂ O	571	CeCl ₃	685	Co(C ₂ H ₃ O ₂) ₂ · 4H ₂ O	841	Co ₂ TiO ₄	913
Ca ₃ N ₂	602	CeCl ₃ · 7H ₂ O	686	Co(C ₂ H ₃ O ₂) ₃	901	Co ₃ (AsO ₄) ₂ · 8H ₂ O	843
Ca ₃ OSiO ₄	609	CeCl ₃ · 6H ₂ O	696	Co(CH ₃ COCHCOCH ₃) ₂	881	Co ₃ (C ₆ H ₅ O ₇) ₂ · 2H ₂ O	855
Ca ₃ P ₂	618	CeF ₃	687	Co(CH ₃ COCHCOCH ₃) ₃	863	Co ₃ [Fe(CN) ₆] ₂	859
Ca ₃ (PO ₄) ₂	617	CeF ₄	704	Co(CF ₃ COCHCOCH ₃) ₂	876	Co ₃ O ₄	900
Ca ₅ (OH)(PO ₄) ₃	591	CeH ₂	675	Co(CH ₃ COCHCOCH ₃) ₃	910	Co ₃ (PO ₄) ₂ · 8H ₂ O	884
Ca ₅ (PO ₄) ₃ F	579	CeH ₃	688	Co(C ₁₈ H ₃₃ O ₂) ₂	890	Co ₄ (CO) ₁₂	837
Cd	493	CeI ₂	676	Co(C ₁₈ H ₃₅ O ₂) ₂	850	Cr	761
Cd(BF ₄) ₂	539	CeI ₃	690	CoCl ₂	851	CrB	765
CdBr ₂	500	CeI ₃ · 9H ₂ O	691	CoCl ₂ · 2H ₂ O	851	CrB ₂	766
CdBr ₂ · 4H ₂ O	501	CeN	673	CoCl ₂ · 6H ₂ O	852	CrBr ₂	778
CdCO ₃	502	Ce(NO ₃) ₃ · 6H ₂ O	692	Co(ClO ₃) ₂ · 6H ₂ O	849	CrBr ₃	791
Cd(CN) ₂	508	CeO ₂	706	Co(ClO ₃) ₂ · 6H ₂ O	882	CrBr ₃ (H ₂ O) ₄ · 2H ₂ O	792
CdC ₂ O ₄	520	Ce(OH) ₃	689	CoCrO ₄	883	Cr(CHOO) ₂ · H ₂ O	782
CdC ₂ O ₄ · 3H ₂ O	521	Ce(OH) ₄	705	CoCr ₂ O ₄	853	CrC ₂ O ₄ · H ₂ O	784
Cd(CH ₃ COCHCOCH ₃) ₂	523	CeS	677	CoF ₂	860	Cr(C ₂ H ₃ O ₂) ₂ (OH)	790
CdC ₄ H ₄ O ₄	531	Ce(SO ₄) ₂ · 4H ₂ O	707	CoF ₂ · 4H ₂ O	861	Cr(C ₂ H ₃ O ₂) ₂ · H ₂ O	777
Cd(C ₂ H ₃ O ₂) ₂	494	CeSi ₂	674	CoF ₃	861	Cr(C ₂ H ₃ O ₂) ₃	787
Cd(C ₂ H ₃ O ₂) ₂ · 2H ₂ O	495	Ce ₂ C ₃	672	CoFe ₂ O ₄	903	Cr(C ₂ H ₃ O ₂) ₃ · H ₂ O	788
Cd(C ₈ H ₁₅ O ₂) ₂	510	Ce ₂ (CO ₃) ₃	683	CoI ₂	858	Cr(C ₂ H ₃ O ₂) ₃ · 6H ₂ O	789
Cd(C ₁₈ H ₃₅ O ₂) ₂	530	Ce ₂ (CO ₃) ₃ · 5H ₂ O	684	CoI ₂ · 2H ₂ O	868	Cr(CO) ₆	770
CdCl ₂	504	Ce ₂ O ₃	694	CoI ₂ · 6H ₂ O	869	Cr(CH ₃ COCHCOCH ₃) ₃	805
CdCl ₂ · H ₂ O	505	Ce ₂ S ₃	700	Co(IO ₃) ₂	870	CrCl ₂	779
CdCl ₂ · 2.5H ₂ O	506	Ce ₂ (SO ₄) ₃	698	Co(IO ₃) ₂ · 6H ₂ O	867	[CrCl ₂ (H ₂ O) ₄]Cl · 2H ₂ O	795
Cd(ClO ₃) ₂ · 2H ₂ O	503	Ce ₂ (SO ₄) ₃ · 8H ₂ O	699	CoK ₂ (SO ₄) ₂ · 6H ₂ O	885	CrCl ₃	794
Cd(ClO ₄) ₂ · 6H ₂ O	524	Ce ₂ (SeO ₄) ₃	697	CoK ₂ (NO ₃) ₆ · 1.5H ₂ O	911	Cr(ClO ₄) ₃	806
CdCrO ₄	507	Ce ₂ (WO ₄) ₃	701	CoMoO ₄	871	CrCl ₄	816
CdCr ₂ O ₇ · H ₂ O	509	Cf	643	CoMoO ₄ · H ₂ O	872	CrF ₂	781
CdF ₂	511	ClCN	666	CoNH ₄ PO ₄	96	CrF ₃	796
CdI ₂	514	ClF	753	CoNH ₄ PO ₄ · H ₂ O	97	CrF ₃ · 3H ₂ O	797
Cd(IO ₃) ₂	513	ClF ₃	754	Co(NO ₂) ₂	875	CrF ₄	817
CdMoO ₄	516	ClF ₅	755	Co(NO ₂) ₂ · 6H ₂ O	873	CrF ₅	819
Cd(NO ₃) ₂	518	ClOClO ₃	760	Co(NO ₃) ₂ · 6H ₂ O	874	CrF ₆	821
Cd(NO ₃) ₂ · 4H ₂ O	519	ClOF ₃	756	Co(NO ₃) ₃	907	Cr(H ₂ O) ₄ Cl ₂ · 4H ₂ O	780
Cd(N ₃) ₂	498	ClO ₂ F	757	Co(NH ₃) ₆ Cl ₃	905	Cr(H ₂ O) ₆ Br ₃	793
CdO	522	ClO ₂ F ₃	758	CoO	880	Cr(H ₂ O) ₆ F ₃ · 3H ₂ O	799
Cd(OH) ₂	512	ClO ₃ F	759	Co(OH) ₂	865	CrI ₂	783
CdS	535	Cl ₂	744	Co(OH) ₂ · H ₂ O	866	CrI ₃	801
CdSO ₃	536	Cl ₂ O	748	Co(OH) ₃	906	CrK(SO ₄) ₂ · 12H ₂ O	811
CdSO ₄	532	Cl ₂ O ₃	750	CoS	894	CrN	771
CdSO ₄ · H ₂ O	533	Cl ₂ O ₆	751	CoSO ₄	891	Cr(NO ₃) ₃	802
CdSO ₄ · 8H ₂ O	534	Cl ₂ O ₇	752	CoSO ₄ · H ₂ O	892	Cr(NO ₃) ₃ · 9H ₂ O	803
CdSb	496	Cm	1011	CoSO ₄ · 7H ₂ O	893	CrOF ₄	823
CdSe	528			CoS ₂	836	Cr(OH)SO ₄	798
CdSeO ₃	529			Co(SCN) ₂	896	CrO ₂	818

CrO ₂ Cl ₂	824	CuBr	922	CuSCN	935	ErBr ₃ · 6H ₂ O	1038
CrO ₂ F ₂	825	CuBr ₂	946	CuSO ₄	998	Er(C ₂ H ₃ O ₂) ₃ · 4H ₂ O	1036
CrO ₃	822	CuCN	924	CuSO ₄ · 5H ₂ O	999	ErCl ₃	1039
Cr(OH) ₃ · 3H ₂ O	800	CuCO ₃	948	CuSe	993	ErCl ₃ · 6H ₂ O	1040
CrP	773	CuCO ₃ · Cu(OH) ₂	949	CuSeO ₃ · 2H ₂ O	994	ErF ₃	1041
CrPO ₄	807	Cu ₂	941	CuSeO ₄ · 5H ₂ O	992	ErH ₃	1042
CrPO ₄ · 3.5H ₂ O	808	Cu(CHO ₂) ₂	969	CuSiF ₆ · 4H ₂ O	973	ErI ₃	1044
CrPO ₄ · 6H ₂ O	809	Cu(CHO ₂) ₂ · 4H ₂ O	970	CuSiO ₃ · 2H ₂ O	995	ErN	1046
CrSO ₄ · 5H ₂ O	785	CuC ₂ H ₃ O ₂	919	CuSnO ₃	996	Er(NO ₃) ₃ · 5H ₂ O	1045
CrSb	763	Cu(C ₂ H ₃ O ₂) ₂	937	CuTe	1003	Er(OH) ₃	1043
CrSe	774	Cu(C ₂ H ₃ O ₂) ₂ · CuO ·	940	CuTeO ₃	1004	ErSi ₂	1048
CrSi ₂	775	6H ₂ O		CuTiO ₃	1006	Er ₂ O ₃	1047
Cr ₂ As	764	Cu(C ₂ H ₃ O ₂) ₂ · H ₂ O	938	Cu(VO ₃) ₂	1010	Er ₂ S ₃	1051
Cr ₂ B	767	Cu(C ₂ H ₃ O ₂) ₂ ·	939	CuWO ₄	1008	Er ₂ (SO ₄) ₃	1049
Cr ₂ N	772	3Cu(AsO ₂) ₂		CuWO ₄ · 2H ₂ O	1009	Er ₂ (SO ₄) ₃ · 8H ₂ O	1050
Cr ₂ O ₃	804	Cu(CN) ₂	958	Cu ₂ C ₂	920	Er ₂ Te ₃	1052
Cr ₂ O ₅	820	CuC ₂ O ₄	982	Cu ₂ C ₆ H ₄ O ₇ · 2.5H ₂ O	957	Es	1033
Cr ₂ S ₃	814	CuC ₂ O ₄ · 0.5H ₂ O	983	Cu ₂ Fe(CN) ₆	965	Eu	1053
Cr ₂ (SO ₄) ₃	812	CuC ₄ H ₄ O ₆ · 3H ₂ O	1002	Cu ₂ HgI ₄	928	EuB ₆	1054
Cr ₂ (SO ₄) ₃ · 18H ₂ O	813	Cu(C ₂ H ₅ O ₂) ₂	961	Cu ₂ O	929	EuBr ₂	1057
Cr ₂ Te ₃	815	Cu(C ₄ H ₇ O ₂) ₂ · H ₂ O	947	Cu ₂ (OH) ₃ Cl	953	EuBr ₃	1065
Cr ₃ C ₂	769	Cu(CH ₃ COCHCOCH ₃) ₂	985	Cu ₂ S	931	EuCl ₂	1058
Cr ₃ O ₄	786	Cu(CF ₃ COCHCOCF ₃) ₂	972	Cu ₂ SO ₃ · 0.5H ₂ O	932	EuCl ₃	1066
Cr ₃ Si	776	Cu(CF ₃ COCHCOCH ₃) ₂	1007	Cu ₂ SO ₃ · H ₂ O	933	EuCl ₃ · 6H ₂ O	1067
Cr ₃ B ₃	768	Cu(C ₂ H ₅ CO ₂ CHCOCH ₃) ₂	962	Cu ₂ SO ₃ · CuSO ₃ · 2H ₂ O	936	Eu(ClO ₄) ₃ · 6H ₂ O	1073
Cs	708	CuC ₁₂ H ₂₂ O ₁₄	971	Cu ₂ Se	930	EuF ₂	1059
CsAl(SO ₄) ₂ · 12H ₂ O	710	Cu(C ₈ H ₁₅ O ₂) ₂	963	Cu ₂ Te	934	EuF ₃	1068
CsBF ₄	722	Cu(C ₁₀ H ₁₇ O ₂) ₂	959	Cu ₃ As	915	EuI ₂	1060
CsBO ₂	732	CuC ₃₂ H ₁₆ N ₈	991	Cu ₃ (AsO ₄) ₂	942	EuI ₃	1069
CsBr	714	Cu(C ₁₈ H ₃₃ O ₂) ₂	981	Cu ₃ N	916	EuN	1055
CsBrO ₃	713	Cu(C ₁₈ H ₃₅ O ₂) ₂	997	Cu ₃ (OH) ₄ SO ₄	1000	Eu(NO ₃) ₃ · 6H ₂ O	1070
CsCHO ₂	723	CuCl	923	Cu ₃ (PO ₄) ₂	989	EuS	1063
CsCN	719	CuCl ₂	951	Cu ₃ (PO ₄) ₂ · 3H ₂ O	990	EuSO ₄	1062
Cs(C ₂ F ₃ O ₂)	743	CuCl ₂ · 2H ₂ O	952	Cu ₃ Si	918	EuSe	1061
CsC ₂ H ₃ O ₂	709	CuCl ₂ · 3CuO · 3.5H ₂ O	986	DBr	1248	EuSi ₂	1056
CsCl	717	CuCl ₂ · 2NH ₄ Cl	99	DCl	1251	EuTe	1064
CsClO ₃	716	CuCl ₂ · 2NH ₄ Cl · 2H ₂ O	100	DI	1255	Eu ₂ (C ₂ O ₄) ₃	1071
CsClO ₄	739	Cu(ClO ₃) ₂ · 6H ₂ O	950	DT	1246	Eu ₂ O ₃	1072
CsF	721	Cu(ClO ₄) ₂	987	D ₂	1242	Eu ₂ (SO ₄) ₃	1074
CsH	725	Cu(ClO ₄) ₂ · 6H ₂ O	988	D ₂ O	3068	Eu ₂ (SO ₄) ₃ · 8H ₂ O	1075
CsHCO ₃	726	CuCrO ₄	954	Dy	1012	FCN	667
CsHF ₂	727	CuCrO ₄ · 2Cu(OH) ₂	955	DyB ₄	1013	FNO ₃	1081
CsHSO ₄	728	CuCr ₂ O ₄	956	DyBr ₂	1016	FOClO ₃	1082
CsI	731	CuCr ₂ O ₇ · 2H ₂ O	960	DyBr ₃	1020	FSSF	2739
CsIBr ₂	720	CuF	925	Dy(C ₂ H ₃ O ₂) ₃ · 4H ₂ O	1019	F ₂	1077
CsIO ₃	730	CuF ₂	967	DyCl ₂	1017	F ₂ O	1078
CsIO ₄	740	CuF ₂ · 2H ₂ O	968	DyCl ₃	1022	F ₂ O ₂	1079
CsNH ₂	711	CuFeS ₂	966	DyCl ₃ · 6H ₂ O	1023	F ₂ O ₄	1080
CsNO ₂	735	CuFe ₂ O ₄	964	DyF ₃	1024	F ₅ SOF	2756
CsNO ₃	734	CuH	926	DyH ₃	1025	Fe	1319
CsN ₃	712	CuHAsO ₃	943	DyI ₂	1018	Fe(AlO ₂) ₂	1337
CsOH	729	CuI	927	DyI ₃	1027	FeAs	1325
CsO ₂	737	Cu(IO ₃) ₂	975	DyN	1014	FeAsO ₄ · 2H ₂ O	1375
Cs ₂ CO ₃	715	Cu(IO ₃) ₂ · H ₂ O	976	Dy(NO ₃) ₃ · 5H ₂ O	1028	FeB	1326
Cs ₂ GeF ₆	724	CuMoO ₄	977	Dy(OH) ₃	1026	FeBr ₂	1340
Cs ₂ MoO ₄	733	Cu(NO ₃) ₂	978	DySi ₂	1015	FeBr ₂ · 6H ₂ O	1341
Cs ₂ O	736	Cu(NO ₃) ₂ · 3H ₂ O	979	Dy ₂ (CO ₃) ₃ · 4H ₂ O	1021	FeBr ₃	1376
Cs ₂ O ₃	738	Cu(NO ₃) ₂ · 6H ₂ O	980	Dy ₂ O ₃	1029	FeCO ₃	1342
Cs ₂ S	742	CuN ₃	921	Dy ₂ S ₃	1031	FeC ₂ O ₄ · 2H ₂ O	1356
Cs ₂ SO ₄	741	Cu(N ₃) ₂	944	Dy ₂ (SO ₄) ₃ · 8H ₂ O	1030	Fe(CHO ₂) ₃	1385
Cs ₄ CrO ₄	718	CuO	984	Dy ₂ Te ₃	1032	Fe(C ₂ H ₃ O ₂) ₂	1335
Cu	914	Cu(OH) ₂	974	Er	1034	Fe(C ₂ H ₃ O ₂) ₂ · 4H ₂ O	1336
Cu(BF ₄) ₂	1005	CuP ₂	917	ErB ₄	1035	FeC ₄ H ₄ O ₆	1367
Cu(BO ₂) ₂	945	CuS	1001	ErBr ₃	1037	Fe(CO) ₄ H ₂	1321

Fe(CO) ₅	1322	Fe ₃ O ₄	1372	GeF ₄	1160	H ₂ NSO ₃ H	2731
FeC ₆ H ₅ O ₇ · 5H ₂ O	1380	Fe ₃ P	1331	GeHBr ₃	1147	H ₂ O	3067
Fe(C ₅ H ₅) ₂	1320	Fe ₃ (PO ₄) ₂ · 8H ₂ O	1360	GeHCl ₃	1148	H ₂ O ₂	1256
Fe(CH ₃ COCHCOCH ₃) ₂	1358	Fe ₄ [Fe(CN) ₆] ₃	1382	GeH ₂ Br ₂	1140	H ₂ PFO ₃	2013
Fe(CH ₃ COCHCOCH ₃) ₃	1394	Fe ₄ (P ₂ O ₇) ₃ · 9H ₂ O	1397	GeH ₂ Cl ₂	1141	H ₂ PtCl ₆	2063
FeCl ₂	1343	Fm	1076	GeH ₃ Br	1137	H ₂ PtCl ₆ · 6H ₂ O	2083
FeCl ₂ · 2H ₂ O	1344	Fr	1083	GeH ₃ CH ₃	1146	H ₂ Pt(OH) ₆	2064
FeCl ₂ · 4H ₂ O	1345	Ga	1104	GeH ₃ Cl	1138	H ₂ S	1258
Fe(ClO ₄) ₂	1359	GaAs	1106	GeH ₃ F	1144	H ₂ SO ₃	2730
FeCl ₃	1377	GaBr ₃	1114	GeH ₃ I	1145	H ₂ SO ₄	2725
FeCl ₃ · 6H ₂ O	1378	Ga(CH ₃ COCHCOCH ₃) ₃	1124	GeH ₄	1132	H ₂ SO ₅	2726
Fe(ClO ₄) ₃ · 6H ₂ O	1395	GaCl ₂	1110	GeI ₂	1153	H ₂ S ₂	1259
FeCr ₂ O ₄	1346	GaCl ₃	1115	GeI ₄	1161	H ₂ Se	1257
FeF ₂	1347	Ga(ClO ₄) ₃ · 6H ₂ O	1125	GeO	1154	H ₂ SeO ₃	2391
FeF ₂ · 4H ₂ O	1348	GaF ₃	1116	GeO ₂	1163	H ₂ SeO ₄	2389
FeF ₃	1383	GaF ₃ · 3H ₂ O	1117	GeS	1156	H ₂ SiF ₆	2462
FeF ₃ · 3H ₂ O	1384	GaH ₃	1118	GeS ₂	1165	H ₂ SiO ₃	2460
Fe(H ₂ PO ₂) ₃	1398	GaI ₃	1120	GeSe	1155	H ₂ Te	1260
FeI ₂	1350	GaN	1107	GeSe ₂	1164	H ₂ TeO ₃	2786
FeI ₂ · 4H ₂ O	1351	Ga(NO ₃) ₃	1121	GeTe	1157	H ₂ WO ₄	2944
FeMoO ₄	1352	GaOOH	1123	Ge ₂ H ₆	1133	H ₃ AsO ₃	243
Fe(NO ₃) ₂	1353	Ga(OH) ₃	1119	Ge ₃ H ₈	1134	H ₃ AsO ₄	241
Fe(NO ₃) ₂ · 6H ₂ O	1354	GaP	1108	Ge ₃ N ₄	1162	H ₃ AsO ₄ · 0.5H ₂ O	242
Fe(NO ₃) ₃	1389	GaS	1112	Ge ₄ H ₁₀	1135	H ₃ BO ₃	461
Fe(NO ₃) ₃ · 6H ₂ O	1390	GaSb	1105	Ge ₅ H ₁₂	1136	H ₃ PO ₃	2006
Fe(NO ₃) ₃ · 9H ₂ O	1391	GaSe	1111	HAuBr ₄ · 5H ₂ O	1167	H ₃ PO ₄	2004
Fe(NH ₄) ₃ (C ₆ H ₅ O ₇) ₂	1374	GaTe	1113	HAuCl ₄ · 4H ₂ O	1168	H ₃ PW ₁₂ O ₄₀	2005
FeNaP ₂ O ₇	1399	Ga ₂ O	1109	HBF ₄	465	H ₃ P(Mo ₃ O ₁₀) ₄	1790
FeO	1357	Ga ₂ O ₃	1122	HBO ₂	462	H ₄ P ₂ O ₆	2009
FeOH(C ₂ H ₃ O ₂) ₂	1373	Ga ₂ S ₃	1129	HBO ₂	463	H ₄ P ₂ O ₇	2010
FeO(OH)	1387	Ga ₂ (SO ₄) ₃	1127	HBO ₂	464	H ₄ SiO ₄	2461
Fe(OH) ₂	1349	Ga ₂ (SO ₄) ₃ · 18H ₂ O	1128	HBr	1247	H ₄ SiO ₄ · (W ₃ O ₉) ₄	2475
Fe(OH) ₃	1386	Ga ₂ Se ₃	1126	HBrO ₃	479	H ₆ TeO ₆	2785
FeP	1329	Ga ₂ Te ₃	1130	HCN	1252	He	1208
FePO ₄ · 2H ₂ O	1396	Gd	1084	HCl	1249	Hf	1184
FeS	1365	GdB ₆	1085	HCl · 2H ₂ O	1250	HfB ₂	1185
FeSO ₄	1362	GdBr ₃	1091	HClO ₃	746	HfBr ₂	1192
FeSO ₄ · H ₂ O	1363	Gd(C ₂ H ₃ O ₂) ₂ · 4H ₂ O	1090	HClO ₄	747	HfBr ₃	1194
FeSO ₄ · 7H ₂ O	1364	GdCl ₃	1092	HD	1244	HfBr ₄	1197
FeS ₂	1332	GdCl ₃ · 6H ₂ O	1093	HF	1253	HfC	1186
Fe(SCN) ₂ · 3H ₂ O	1369	GdF ₃	1094	HI	1254	Hf(C ₅ H ₅) ₂ Cl ₂	1191
Fe(SCN) ₃	1402	GdI ₂	1088	HIO ₃	1288	HfCl ₂	1193
FeSe	1361	GdI ₃	1095	HIO ₄ · 2H ₂ O	1289	HfCl ₃	1195
FeSi	1333	GdN	1086	HNOSO ₄	2727	HfCl ₄	1198
FeSi ₂	1334	Gd(NO ₃) ₃ · 5H ₂ O	1096	HNO ₂	1936	HfF ₄	1199
Fe(TaO ₃) ₂	1366	Gd(NO ₃) ₃ · 6H ₂ O	1097	HNO ₃	1935	HfH ₂	1187
FeTe	1368	GdSe	1089	HN ₃	1235	HfI ₃	1196
FeTiO ₃	1370	GdSi ₂	1087	HOBr	480	HfI ₄	1200
Fe(VO ₃) ₃	1388	Gd ₂ (C ₂ O ₄) ₃ · 10H ₂ O	1098	HOCl	745	HfN	1188
FeWO ₄	1371	Gd ₂ O ₃	1099	HOFSeF ₅	2390	HfOCl ₂ · 8H ₂ O	1202
Fe ₂ B	1327	Gd ₂ S ₃	1102	HPF ₆	2012	HfO ₂	1201
Fe ₂ (C ₂ O ₄) ₃	1392	Gd ₂ (SO ₄) ₃	1100	HPH ₂ O ₂	2007	HfP	1189
Fe ₂ (CO) ₉	1323	Gd ₂ (SO ₄) ₃ · 8H ₂ O	1101	HPO ₂ F ₂	2011	HfS ₂	1206
Fe ₂ (CrO ₄) ₃	1379	Gd ₂ Te ₃	1103	HPO ₃	2008	Hf(SO ₄) ₂	1205
Fe ₂ (Cr ₂ O ₇) ₃	1381	Ge	1131	HReO ₄	2255	HfSe ₂	1203
Fe ₂ O ₃	1393	GeBr ₂	1150	HT	1245	HfSiO ₄	1204
Fe ₂ P	1330	GeBr ₄	1158	H ₂	1241	HfSi ₂	1190
Fe ₂ (SO ₄) ₃	1400	Ge(CH ₃) ₂ Cl ₂	1143	H ₂ CrO ₄	762	HfTiO ₄	1207
Fe ₂ (SO ₄) ₃ · 9H ₂ O	1401	GeCl ₂	1151	H ₂ MoO ₄ · H ₂ O	1819	Hg	1735
Fe ₂ SiO ₄	1355	GeCl ₃ F	1149	H ₂ NOH	1236	HgBr ₂	1761
Fe ₃ (AsO ₄) ₂	1338	GeCl ₄	1159	H ₂ NOH · HBr	1237	Hg(BrO ₃) ₂	1760
Fe ₃ (AsO ₄) ₂ · 6H ₂ O	1339	GeF ₂	1152	H ₂ NOH · HCl	1238	Hg(CH ₃) ₂	1736
Fe ₃ C	1328	GeF ₂ Cl ₂	1142	H ₂ NOH · HClO ₄	1239	Hg(CN) ₂	1765
Fe ₃ (CO) ₁₂	1324	GeF ₃ Cl	1139	2(H ₂ NOH) · H ₂ SO ₄	1240	Hg(CN) ₂ · HgO	1779

Hg(CNO) ₂	1768	ICl ₃	1296	KBH ₄	2109	K ₂ MnF ₆	2138
HgC ₂ O ₄	1776	IF	1297	KBO ₂	2164	K ₂ MnO ₄	2161
Hg(C ₂ H ₃ O ₂) ₂	1757	IF ₃	1298	KBr	2111	K ₂ MoO ₄	2165
Hg(C ₇ H ₅ O ₂) ₂ · H ₂ O	1759	IF ₅	1299	KBrO ₃	2110	K ₂ [Ni(CN) ₄] · H ₂ O	2202
HgCl ₂	1763	IF ₇	1300	KBrO ₄	2172	K ₂ O	2171
Hg(ClO ₃) ₂	1762	IOF ₃	1301	KCHO ₂	2134	K ₂ O ₂	2177
Hg(ClO ₄) ₂ · 3H ₂ O	1780	IOF ₅	1302	KCN	2121	K ₂ OsCl ₆	2135
HgCrO ₄	1764	IO ₂ F ₃	1303	KCNO	2120	K ₂ Pt(CN) ₄ · 3H ₂ O	2203
HgCr ₂ O ₇	1766	IO ₃ F	1304	KC ₂ H ₃ O ₂	2100	K ₂ PtCl ₄	2200
HgF ₂	1767	I ₂	1287	KC ₁₈ H ₃₅ O ₂	2189	K ₂ PtCl ₆	2136
HgHAsO ₄	1769	I ₂ O ₄	1290	KCl	2115	K ₂ S	2191
HgI ₂	1771	I ₂ O ₅	1291	KClO ₃	2114	K ₂ S · 5H ₂ O	2192
HgI ₂	1772	I ₂ O ₆	1292	KClO ₄	2174	K ₂ SO ₃	2193
Hg(IO ₃) ₂	1770	I ₄ O ₉	1293	KCrO ₃ Cl	2116	K ₂ SO ₃ · 2H ₂ O	2194
Hg(NH ₂)Cl	1758	In	1261	KF	2130	K ₂ SO ₄	2190
Hg(NO ₃) ₂	1773	InAs	1263	KF · 2H ₂ O	2131	K ₂ S ₂ O ₃	2207
Hg(NO ₃) ₂ · H ₂ O	1774	InBr	1266	KH	2141	K ₂ S ₂ O ₅	2163
Hg(NO ₃) ₂ · 2H ₂ O	1775	InBr ₂	1269	KHCO ₃	2143	K ₂ S ₂ O ₆	2127
HgO	1777	InBr ₃	1272	KHC ₂ O ₄ · 0.5H ₂ O	2146	K ₂ S ₂ O ₇	2182
HgS	1784	InCl	1267	KHC ₄ H ₄ O ₆	2154	K ₂ S ₂ O ₈	2178
HgS	1785	InCl ₂	1270	KHF ₂	2144	K ₂ (SbC ₄ H ₄ O ₆) ₂ · 3H ₂ O	213
HgSO ₄	1783	InCl ₃	1273	KH(IO ₃) ₂	2145	K ₂ Se	2184
Hg(SCN) ₂	1787	InCl ₃ · 4H ₂ O	1274	KHS	2151	K ₂ SeO ₃	2185
HgSe	1782	In(ClO ₄) ₃ · 8H ₂ O	1281	KHS · 0.5H ₂ O	2152	K ₂ SeO ₄	2183
HgTe	1786	InF ₃	1275	KHSO ₃	2153	K ₂ SiF ₆	2139
HgWO ₄	1788	InF ₃ · 3H ₂ O	1276	KHSO ₄	2150	K ₂ SnO ₃ · 3H ₂ O	2188
Hg ₂ Br ₂	1739	InI	1268	KHSeO ₃	2149	K ₂ TaF ₇	2133
Hg ₂ (BrO ₃) ₂	1738	InI ₃	1278	KH ₂ AsO ₄	2124	K ₂ TeO ₃	2197
Hg ₂ CO ₃	1740	InN	1264	KH ₂ PO ₂	2157	K ₂ TeO ₄ · 3H ₂ O	2196
Hg ₂ C ₂ O ₄	1750	In(NO ₃) ₃ · 3H ₂ O	1279	KH ₂ PO ₃	2126	K ₂ TiO ₃	2208
Hg ₂ (C ₂ H ₃ O ₂) ₂	1737	In(OH) ₃	1277	KH ₂ PO ₄	2125	K ₂ (UO ₂)(SO ₄) ₂ · 2H ₂ O	2215
Hg ₂ Cl ₂	1742	InP	1265	KI	2159	K ₂ U ₂ O ₇	2213
Hg ₂ (ClO ₃) ₂	1741	InPO ₄	1282	KIO ₃	2158	K ₂ WO ₄	2212
Hg ₂ (ClO ₄) ₂ · 4H ₂ O	1752	InS	1271	KIO ₄	2175	K ₂ Zn(CN) ₄	2204
Hg ₂ CrO ₄	1743	InSb	1262	KI ₃ · H ₂ O	2209	K ₂ Zn(SO ₄) ₂ · 6H ₂ O	2216
Hg ₂ F ₂	1744	In ₂ O ₃	1280	KMnO ₄	2176	K ₂ ZrF ₆	2140
Hg ₂ I ₂	1746	In ₂ S ₃	1285	KNH ₂	2105	K ₂ AsO ₄	2106
Hg ₂ (IO ₃) ₂	1745	In ₂ (SO ₄) ₃	1284	KNO ₂	2168	K ₂ C ₆ H ₅ O ₇ · H ₂ O	2118
Hg ₂ (NO ₃) ₂	1749	In ₂ Se ₃	1283	KNO ₃	2167	K ₃ Co(CN) ₆	2137
Hg ₂ (NO ₃) ₂	1747	In ₂ Te ₃	1286	KN ₃	2108	K ₃ Cr(C ₂ O ₄) ₃ · 3H ₂ O	810
Hg ₂ (NO ₃) ₂ · 2H ₂ O	1748	Ir	1305	KNaC ₄ H ₄ O ₆ · 4H ₂ O	2187	K ₂ Fe(CN) ₆	2128
Hg ₂ O	1751	IrBr ₃	1307	KNbO ₃	2166	K ₂ Fe(C ₂ O ₄) ₃ · 3H ₂ O	2160
Hg ₂ S	1754	IrBr ₃ · 4H ₂ O	1308	KOCl	2156	K ₃ PO ₄	2179
Hg ₂ SO ₄	1753	Ir(CH ₃ COCHCOCH ₃) ₃	1313	KOH	2155	K ₃ Sb(C ₂ O ₄) ₃ · 3H ₂ O	224
Hg ₂ (SCN) ₂	1755	IrCl ₃	1309	KO ₂	2195	K ₂ Fe(CN) ₆ · 3H ₂ O	2129
Hg ₂ WO ₄	1756	IrCl ₄	1315	KSCN	2206	K ₄ P ₂ O ₇	2180
(Hg ₂ O ₂)SO ₄	1778	IrF ₃	1310	K(UO ₂)(NO ₃) ₃	2214	K ₄ P ₂ O ₇ · 3H ₂ O	2181
Hg ₃ (PO ₄) ₂	1781	IrF ₆	1318	KZnI ₃	2210	K ₄ Zr(SO ₄) ₄ · 3H ₂ O	2217
Ho	1209	IrI ₃	1311	K ₂ Al ₂ O ₄ · 3H ₂ O	2101	Kr	1403
HoBr ₃	1211	IrO ₂	1316	K ₂ B ₄ O ₇ · 5H ₂ O	2198	KrFSb ₂ F ₁₁	1405
Ho(C ₂ H ₃ O ₂) ₃	1210	IrS ₂	1317	K ₂ CO ₃	2112	KrF ₂	1404
HoCl ₃	1212	Ir ₂ O ₃	1312	K ₂ CO ₃ · 1.5H ₂ O	2113	La	1406
HoCl ₃ · 6H ₂ O	1213	Ir ₂ S ₃	1314	K ₂ CS ₃	2211	LaAlO ₃	1407
HoF ₃	1214	Ir ₄ (CO) ₁₂	1306	K ₂ C ₂ O ₄	2169	LaB ₆	1408
HoI ₃	1215	K	2099	K ₂ C ₂ O ₄ · H ₂ O	2170	LaBrO ₃ · 9H ₂ O	1409
HoN	1217	KAg(CN) ₂	2186	K ₂ C ₂ O ₆ · H ₂ O	2173	LaBr ₃	1410
Ho(NO ₃) ₃ · 5H ₂ O	1216	KAl(SO ₄) ₂	2103	K ₂ Cd(CN) ₄	2201	LaC ₂	1411
HoSi ₃	1220	KAl(SO ₄) ₂ · 12H ₂ O	2104	K ₂ Co(SeO ₄) ₂ · 6H ₂ O	2119	LaCl ₃	1413
Ho ₂ (C ₂ O ₄) ₂ · 10H ₂ O	1218	KAlSi ₃ O ₈	2102	K ₂ CrO ₄	2117	LaCl ₃ · 7H ₂ O	1414
Ho ₂ O ₃	1219	KAsO ₂	2107	K ₂ Cr ₂ O ₇	2123	La(ClO ₄) ₃ · 6H ₂ O	1423
Ho ₂ S ₃	1221	KAsO ₃	2162	K ₂ HAsO ₄	2142	LaF ₃	1415
IBr	1294	KAu(CN) ₂	2122	K ₂ HPO ₃	2148	LaH ₃	1416
ICN	668	KAuCl ₄ · 2H ₂ O	2199	K ₂ HPO ₄	2147	LaI ₃	1419
ICl	1295	KBF ₄	2132	K ₂ HgI ₄	2205	La(IO ₃) ₃	1418

LaN	1421	Li ₂ CrO ₄ · 2H ₂ O	1522	Mg(C ₂ H ₃ O ₂) ₂ · H ₂ O	1598	Mn	1681
La(NO ₃) ₃ · 6H ₂ O	1420	Li ₂ Cr ₂ O ₇ · 2H ₂ O	1527	Mg(C ₂ H ₃ O ₂) ₂ · 4H ₂ O	1599	MnB	1685
La(OH) ₃	1417	Li ₂ MnO ₃	1546	MgCl ₂	1620	MnB ₂	1686
LaS	1428	Li ₂ MoO ₄	1551	MgCl ₂ · 6H ₂ O	1621	MnB ₂ O ₇ · 8H ₂ O	1724
LaSi ₂	1424	Li ₂ O	1560	Mg(ClO ₃) ₂ · 6H ₂ O	1619	MnBr ₂	1695
La ₂ (CO ₃) ₃ · 8H ₂ O	1412	Li ₂ O ₂	1563	Mg(ClO ₄) ₂	1652	MnBr ₂ · 4H ₂ O	1696
La ₂ O ₃	1422	Li ₂ Pt(CN) ₄ · 5H ₂ O	1573	Mg(ClO ₄) ₂ · 6H ₂ O	1653	MnCO ₃	1697
La ₂ S ₃	1429	Li ₂ S	1569	MgCrO ₄ · 7H ₂ O	1622	MnC ₂ O ₄ · 2H ₂ O	1712
La ₂ (SO ₄) ₃	1425	Li ₂ SO ₄	1567	MgCr ₂ O ₄	1623	Mn(C ₂ H ₃ O ₂) ₂ · 4H ₂ O	1694
La ₂ (SO ₄) ₃ · 8H ₂ O	1426	Li ₂ SO ₄ · H ₂ O	1568	MgF ₂	1626	Mn(C ₂ H ₃ O ₂) ₃ · 2H ₂ O	1728
La ₂ (SO ₄) ₃ · 9H ₂ O	1427	Li ₂ SeO ₃ · H ₂ O	1565	MgHPO ₄ · 3H ₂ O	1631	Mn(CO) ₅ Br	1690
Li	1505	Li ₂ SeO ₄ · H ₂ O	1564	MgH ₂	1630	Mn(C ₅ H ₅) ₂	1682
LiAlH ₄	1508	Li ₂ SiF ₆	1536	Mg(H ₂ PO ₄) ₂ · 2H ₂ O	1673	MnCl ₂	1698
LiAlSi ₂ O ₆	1509	Li ₂ SiO ₃	1550	MgI ₂	1634	MnCl ₂ · 4H ₂ O	1699
LiAsF ₆	1534	Li ₂ SnF ₆	1537	MgI ₂ · 6H ₂ O	1635	Mn(ClO ₄) ₂ · 6H ₂ O	1714
LiBF ₄	1574	Li ₂ TiO ₃	1576	MgI ₂ · 8H ₂ O	1636	MnF ₂	1701
LiBH ₄	1513	Li ₂ WO ₄	1577	Mg(IO ₃) ₂ · 4H ₂ O	1633	MnF ₃	1729
LiBO ₂	1547	Li ₂ ZrO ₃	1579	Mg(MnO ₄) ₂ · 6H ₂ O	1654	Mn(H ₂ PO ₂) ₂ · H ₂ O	1703
LiBO ₂ · 2H ₂ O	1548	Li ₂ AsO ₄	1511	MgMoO ₄	1640	Mn(H ₂ PO ₄) ₂ · 2H ₂ O	1700
LiBr	1515	Li ₃ C ₆ H ₅ O ₇ · 4H ₂ O	1523	MgNH ₄ PO ₄ · 6H ₂ O	1603	MnI ₂	1704
LiBr · H ₂ O	1516	Li ₃ N	1554	Mg(NH ₂) ₂	1602	MnI ₂ · 4H ₂ O	1705
LiBrO ₃	1514	Li ₃ PO ₄	1559	Mg(NO ₂) ₂ · 3H ₂ O	1645	MnMoO ₄	1707
Li(CHO ₂) · H ₂ O	1532	Lr	1430	Mg(NO ₃) ₂	1641	Mn(NO ₃) ₂	1708
LiCN	1525	Lu	1580	Mg(NO ₃) ₂ · 2H ₂ O	1642	Mn(NO ₃) ₂ · 4H ₂ O	1709
LiC ₂ H ₃ O ₂	1506	LuB ₄	1581	Mg(NO ₃) ₂ · 6H ₂ O	1643	Mn(NO ₃) ₂ · 6H ₂ O	1710
LiC ₂ H ₃ O ₂ · 2H ₂ O	1507	LuBr ₃	1582	MgO	1650	MnO	1713
LiC ₁₈ H ₃₅ O ₂	1566	LuCl ₃	1583	MgO · ZrO ₂ · SiO ₂	1680	MnO ₂	1732
LiCl	1520	LuCl ₃ · 6H ₂ O	1584	MgO ₂	1655	MnO(OH)	1730
LiCl · H ₂ O	1521	Lu(ClO ₄) ₃ · 6H ₂ O	1591	Mg(OH) ₂	1632	Mn(OH) ₂	1702
LiClO ₃	1519	LuF ₃	1585	MgS	1670	MnP	1691
LiClO ₄	1561	LuI ₃	1586	MgSO ₃ · 3H ₂ O	1671	MnS	1720
LiClO ₄ · 3H ₂ O	1562	LuN	1589	MgSO ₃ · 6H ₂ O	1672	MnS	1721
LiCoO ₂	1524	Lu(NO ₃) ₃	1588	MgSO ₄	1667	MnS	1722
LiD	1526	Lu ₂ O ₃	1590	MgSO ₄ · H ₂ O	1668	MnSO ₄	1717
LiF	1531	Lu ₂ S ₃	1594	MgSO ₄ · 7H ₂ O	1669	MnSO ₄ · H ₂ O	1718
LiFeSi	1530	Lu ₂ (SO ₄) ₃	1592	Mg(SCN) ₂ · 4H ₂ O	1674	MnSO ₄ · 4H ₂ O	1719
LiH	1538	Lu ₂ (SO ₄) ₃ · 8H ₂ O	1593	MgS ₂ O ₃ · 6H ₂ O	1675	MnSb	1683
LiH ₂ PO ₄	1528	Lu ₂ Te ₃	1595	MgSe	1662	MnSe	1716
LiHCO ₃	1539	Lu ₃ Fe ₅ O ₁₂	1587	MgSeO ₃ · 6H ₂ O	1663	MnSiO ₃	1706
LiI	1544	Md	1734	MgSeO ₄ · 6H ₂ O	1661	MnSi ₂	1693
LiI · 3H ₂ O	1545	Mg	1596	MgSiF ₆ · 6H ₂ O	1664	MnTe	1723
LiIO ₃	1543	Mg(AlO ₂) ₂	1600	MgSiO ₃	1638	MnTiO ₃	1725
LiN(C ₃ H ₇) ₂	1529	MgB ₂	1606	MgTiO ₃	1639	MnWO ₄	1726
LiNH ₂	1510	Mg(BO ₂) ₂ · 8H ₂ O	1637	MgWO ₄	1677	Mn ₂ B	1687
LiNO ₂	1555	Mg(BO ₃) ₂ · 7H ₂ O	1651	MgZrO ₃	1679	Mn ₂ (CO) ₁₀	1689
LiNO ₂ · H ₂ O	1556	MgB ₆	1607	Mg ₂ Al ₃ (AlSi ₅ O ₁₈)	1601	Mn ₂ O ₃	1731
LiNO ₃	1553	MgB ₁₂	1608	Mg ₂ Ge	1629	Mn ₂ O ₇	1733
LiN ₃	1512	MgBr ₂	1610	Mg ₂ GeO ₄	1628	Mn ₂ P	1692
LiNbO ₃	1552	MgBr ₂ · 6H ₂ O	1611	Mg ₂ P ₂ O ₇	1658	Mn ₂ P ₂ O ₇	1715
LiOCl	1542	Mg(BrO ₃) ₂ · 6H ₂ O	1609	Mg ₂ P ₂ O ₇ · 3H ₂ O	1659	Mn ₂ Sb	1684
LiOH	1540	MgCO ₃	1612	Mg ₂ Si	1665	Mn ₂ SiO ₄	1711
LiOH · H ₂ O	1541	MgCO ₃ · 2H ₂ O	1613	Mg ₂ SiO ₄	1646	Mn ₃ C	1688
LiPF ₆	1535	MgCO ₃ · 3H ₂ O	1614	Mg ₂ Si ₃ O ₈	1676	Mn ₃ O ₄	1727
LiPO ₃	1549	MgCO ₃ · 5H ₂ O	1615	Mg ₃ Sn	1666	Mo	1789
LiSCN	1575	MgCO ₃ · Mg(OH) ₂ · 3H ₂ O	1618	Mg ₂ TiO ₄	1647	MoBr ₂	1800
LiSbF ₆	1533	4MgCO ₃ · Mg(OH) ₂ · 5H ₂ O	1616	Mg ₂ V ₂ O ₇	1678	MoBr ₃	1803
LiSiO ₄	1557	4MgCO ₃ · Mg(OH) ₂ · 5H ₂ O	1617	Mg ₃ As ₂	1605	MoBr ₄	1808
LiTaO ₃	1570	Mg(CHO ₂) ₂ · 2H ₂ O	1627	Mg ₃ (C ₆ H ₅ O ₂) ₂	1624	MoC	1793
LiVO ₃	1578	MgC ₂ O ₄	1648	Mg ₃ (C ₆ H ₅ O ₂) ₂ · 14H ₂ O	1625	Mo(CO) ₆	1795
Li ₂ B ₄ O ₇	1571	MgC ₂ O ₄ · 2H ₂ O	1649	Mg ₃ N ₂	1644	MoCl ₂	1801
Li ₂ B ₄ O ₇ · 5H ₂ O	1572	Mg(C ₂ H ₃ O ₂) ₂	1597	Mg ₃ P ₂	1660	MoCl ₃	1804
Li ₂ CO ₃	1518			Mg ₃ (PO ₄) ₂ · 5H ₂ O	1656	MoCl ₄	1809
Li ₂ C ₂	1517			Mg ₃ (PO ₄) ₂ · 8H ₂ O	1657	MoCl ₅	1816
Li ₂ C ₂ O ₄	1558			Mg ₃ Sb ₂	1604	MoF ₃	1805

MoF ₄	1810	NH ₄ HCO ₃	129	(NH ₄) ₂ CrO ₄	94	(NH ₄) ₁₀ W ₁₂ O ₄₁ · 5H ₂ O	202
MoF ₅	1817	NH ₄ HC ₂ O ₄ · H ₂ O	133	(NH ₄) ₂ Cr ₂ O ₇	102	Na	2528
MoF ₆	1822	NH ₄ HC ₄ H ₄ O ₆	140	(NH ₄) ₂ Fe(CN) ₅ NO	159	NaAlCl ₄	2658
MoI ₂	1802	NH ₄ HF ₂	131	(NH ₄) ₂ Fe(SO ₄) ₂ · 6H ₂ O	145	NaAlH ₄	2532
MoI ₃	1806	NH ₄ HS	138	(NH ₄) ₂ GeF ₆	123	NaAlO ₂	2531
MoI ₄	1811	NH ₄ HSO ₃	139	(NH ₄) ₂ HAsO ₄	128	NaAl(SO ₄) ₂ · 12H ₂ O	2533
MoN	1796	NH ₄ HSO ₄	137	(NH ₄) ₂ HC ₆ H ₅ O ₇	130	NaAsO ₂	2537
MoOCl ₃	1818	NH ₄ HSeO ₄	136	(NH ₄) ₂ HPO ₃ · H ₂ O	135	NaAu(CN) ₂	2572
MoOCl ₄	1825	NH ₄ H ₂ AsO ₄	103	(NH ₄) ₂ HPO ₄	134	NaAuCl ₄ · 2H ₂ O	2659
MoOF ₄	1826	NH ₄ H ₂ PO ₂	142	(NH ₄) ₂ HgCl ₄ · 2H ₂ O	151	NaBF ₄	2663
MoO ₂	1812	NH ₄ H ₂ PO ₄	104	(NH ₄) ₂ IrCl ₆	116	NaBH ₃ (CN)	2555
MoO ₂ Cl ₂	1820	NH ₄ I	144	(NH ₄) ₂ MoS ₄	195	NaBH ₄	2539
MoO ₂ F ₂	1821	NH ₄ IO ₃	143	(NH ₄) ₂ Mo ₂ O ₇	155	NaBO ₂	2604
MoO ₃	1824	NH ₄ MgCl ₃ · 6H ₂ O	150	(NH ₄) ₂ OsBr ₆	113	NaBO ₃ · 4H ₂ O	2617
MoP	1798	NH ₄ MnO ₄	168	(NH ₄) ₂ OsCl ₆	117	NaBiO ₃	2602
Mo(PO ₃) ₆	1823	NH ₄ NH ₂ CSS	106	(NH ₄) ₂ PdCl ₄	189	NaBr	2541
MoS ₂	1814	NH ₄ NH ₂ SO ₃	180	(NH ₄) ₂ PdCl ₆	118	NaBr · 2H ₂ O	2542
MoS ₃	1827	NH ₄ NO ₂	158	(NH ₄) ₂ PtBr ₆	114	NaBrO ₃	2540
MoSe ₂	1813	NH ₄ NO ₃	157	(NH ₄) ₂ PtCl ₄	190	NaCHO ₂	2570
MoSi ₂	1799	NH ₄ N ₃	85	(NH ₄) ₂ PtCl ₆	119	NaCN	2554
MoTe ₂	1815	NH ₄ NiCl ₃ · 6H ₂ O	1865	(NH ₄) ₂ RhCl ₅ · H ₂ O	165	NaCNO	2553
Mo ₂ B	1791	NH ₄ OH	141	(NH ₄) ₂ RuCl ₆	120	NaC ₂ H ₃ O ₂	2529
Mo ₂ B ₅	1792	NH ₄ PF ₆	124	(NH ₄) ₂ S	182	NaC ₂ H ₃ O ₂ · 3H ₂ O	2530
Mo ₂ C	1794	NH ₄ ReO ₄	170	(NH ₄) ₂ S _x	175	NaC ₂ H ₅ O	2565
Mo ₂ N	1797	NH ₄ SCN	198	(NH ₄) ₂ SO ₃	183	NaC ₁₈ H ₃₃ O ₂	2640
Mo ₂ O ₃	1807	NH ₄ SO ₃ F	110	(NH ₄) ₂ SO ₃ · H ₂ O	184	NaCl	2547
NBr ₃	1943	NH ₄ SbF ₄	192	(NH ₄) ₂ SO ₄	181	NaClO	2597
NClF ₂	1947	NH ₄ VO ₃	153	(NH ₄) ₂ S ₂ O ₃	199	NaClO ₂	2548
NCl ₃	1944	NI ₃	1946	(NH ₄) ₂ S ₂ O ₈	169	NaClO ₃	2546
NF ₃	1945	NO	1938	(NH ₄) ₂ SeO ₃	178	NaClO ₄	2618
NHF ₂	1950	NOBr	1954	(NH ₄) ₂ SeO ₄	177	NaClO ₄ · H ₂ O	2619
NH ₂ COONH ₄	90	NOCl	1955	(NH ₄) ₂ SiF ₆	125	NaF	2568
NH ₂ Cl	1948	NOF	1956	(NH ₄) ₂ TaF ₇	112	NaH	2583
NH ₂ F	1949	NOF ₃	1957	(NH ₄) ₂ TeO ₄	186	NaHCO ₃	2586
NH ₃	83	NO ₂	1939	(NH ₄) ₂ TiF	126	NaHF ₂	2587
NH ₄ AlCl ₄	188	NO ₂ Cl	1958	(NH ₄) ₂ TiO(C ₂ O ₄) ₂ · H ₂ O	200	NaHS	2593
NH ₄ BF ₄	193	NO ₂ F	1959	(NH ₄) ₂ U ₂ O ₇	203	NaHS · 2H ₂ O	2594
NH ₄ B ₂ O ₈ · 4H ₂ O	164	NO ₂ NH ₂	1934	(NH ₄) ₂ WS ₄	196	NaHSO ₃	2595
NH ₄ Br	88	N ₂	1933	(NH ₄) ₂ ZnCl ₄	191	NaHSO ₄	2591
NH ₄ BrO ₃	87	N ₂ F ₂	1951	(NH ₄) ₂ ZrF ₆	127	NaHSO ₄ · H ₂ O	2592
NH ₄ CHO ₂	111	N ₂ F ₂	1952	N ₂ O	1937	NaH ₂ PO ₂	2630
NH ₄ CN	101	N ₂ F ₄	1953	N ₂ O ₃	1940	NaH ₂ PO ₃ · H ₂ O	2631
NH ₄ C ₂ H ₃ O ₂	84	(NH ₂) ₂ SO ₂	2746	N ₂ O ₄	1941	NaH ₂ PO ₄	2558
NH ₄ C ₃ H ₅ O ₃	149	N ₂ H ₄	1222	N ₂ O ₅	1942	NaH ₂ PO ₄ · H ₂ O	2559
NH ₄ C ₄ H ₅ O ₅	132	N ₂ H ₄ · CH ₃ COOH	1223	N ₃ CN	664	NaH ₂ PO ₄ · 2H ₂ O	2560
NH ₄ C ₄ H ₉ CO ₂	205	N ₂ H ₄ · HBr	1226	(NH ₄) ₃ AlF ₆	121	NaI	2600
NH ₄ C ₆ H ₂ N ₃ O ₇	174	N ₂ H ₄ · HClO ₄ · 0.5H ₂ O	1232	(NH ₄) ₃ Fe(CN) ₆ · 3H ₂ O	107	NaI · 2H ₂ O	2601
NH ₄ C ₇ H ₅ O ₂	86	N ₂ H ₄ · HN ₃	1224	(NH ₄) ₃ Fe(C ₂ O ₄) ₃ · 3H ₂ O	147	NaIO ₃	2599
NH ₄ C ₇ H ₅ O ₃	176	N ₂ H ₄ · HCl	1227	(NH ₄) ₃ GaF ₆	122	NaIO ₄	2620
NH ₄ C ₈ H ₁₅ O ₂	89	N ₂ H ₄ · 2HNO ₃	1231	(NH ₄) ₃ IrCl ₆	115	NaIO ₄ · 3H ₂ O	2621
NH ₄ C ₁₅ H ₃₁ CO ₂	163	N ₂ H ₄ · 2HCl	1228	(NH ₄) ₃ PO ₄ · 3H ₂ O	171	NaMnO ₄ · 3H ₂ O	2622
NH ₄ C ₁₈ H ₃₃ O ₂	160	N ₂ H ₄ · HI	1229	(NH ₄) ₃ PO ₄ · 12MoO ₃	156	NaNH ₂	2534
NH ₄ C ₁₈ H ₃₅ O ₂	179	N ₂ H ₄ · HNO ₃	1230	(NH ₄) ₃ PO ₄ · 12MoO ₃ · H ₂ O	172	NaNH ₄ HPO ₄ · 4H ₂ O	2535
NH ₄ Ce(SO ₄) ₂ · 4H ₂ O	680	N ₂ H ₄ · H ₂ O	1225	(NH ₄) ₃ PO ₄ · 12WO ₃ · 2H ₂ O	173	NaNO ₂	2612
NH ₄ Cl	93	N ₂ H ₄ · H ₂ SO ₄	1233	(NH ₄) ₃ VS ₄	197	NaNO ₃	2611
NH ₄ ClO ₃	92	(N ₂ H ₄) ₂ · H ₂ SO ₄	1234	(NH ₄) ₃ ZnCl ₅	166	NaN ₃	2538
NH ₄ ClO ₄	167	(NH ₄) ₂ B ₄ O ₇ · 4H ₂ O	187	(NH ₄) ₃ Ce(SO ₄) ₄ · 2H ₂ O	703	NaNbO ₃	2610
NH ₄ [Co(NH ₃) ₂ (NO ₂) ₄]	902	(NH ₄) ₂ CO ₃	91	(NH ₄) ₄ Fe(CN) ₆ · 3H ₂ O	108	NaOCl · 5H ₂ O	2598
NH ₄ [Cr(NH ₃) ₂ (SCN) ₄] · H ₂ O	194	(NH ₄) ₂ C ₂ O ₄	161	(NH ₄) ₄ Mo ₇ O ₂₄ · 6H ₂ O	152	NaOH	2596
NH ₄ Cr(SO ₄) ₂ · 12H ₂ O	95	(NH ₄) ₂ C ₂ O ₄ · H ₂ O	162	N ₄ Se ₄	1960	NaO ₂	2650
NH ₄ F	109	(NH ₄) ₂ C ₄ H ₄ O ₆	185	(NH ₄) ₁₀ W ₁₂ O ₄₁	201	NaPF ₆ · H ₂ O	2580
NH ₄ Fe(CrO ₄) ₂	146	(NH ₄) ₂ Ce(NO ₃) ₆	702			NaReO ₄	2624
NH ₄ Fe(SO ₄) ₂ · 12H ₂ O	148	(NH ₄) ₂ Ce(NO ₃) ₅ · 4H ₂ O	679			NaSCN	2665
		(NH ₄) ₂ Co(SO ₄) ₂ · 6H ₂ O	98			NaSbF ₆	2579

NaVO ₃	2675	Na ₂ WO ₄	2672	NdI ₃	1839	O ₂	1977
NaVO ₃ · 4H ₂ O	2676	Na ₂ WO ₄ · 2H ₂ O	2673	NdN	1830	O ₃	1978
Na ₂ B ₄ O ₇	2654	Na ₃ AlF ₆	2578	Nd(NO ₃) ₃	1840	Os	1962
Na ₂ B ₄ O ₇ · 4H ₂ O	2655	Na ₃ AsO ₄ · 12H ₂ O	2536	Nd(NO ₃) ₃ · 6H ₂ O	1841	OsBr ₃	1968
Na ₂ B ₄ O ₇ · 5H ₂ O	2656	Na ₃ Au(S ₂ O ₃) ₂ · 5H ₂ O	2573	Nd(OH) ₃	1838	Os(CO) ₅	1965
Na ₂ B ₄ O ₇ · 10H ₂ O	2657	Na ₃ C ₆ H ₅ O ₇ · 2H ₂ O	2551	Nd ₂ O ₃	1842	Os(C ₅ H ₅) ₂	1963
Na ₂ BeF ₄	2662	Na ₃ C ₆ H ₅ O ₇ · 5H ₂ O	2552	Nd ₂ S ₃	1845	OsCl ₂	1967
Na ₂ CO ₃	2543	Na ₃ Co(NO ₂) ₆	2582	Nd ₂ (SO ₄) ₃	1843	OsCl ₃	1969
Na ₂ CO ₃ · H ₂ O	2544	Na ₃ Fe(CN) ₆ · H ₂ O	2566	Nd ₂ (SO ₄) ₃ · 8H ₂ O	1844	OsCl ₄	1970
Na ₂ CO ₃ · 10H ₂ O	2545	Na ₃ P	2629	Nd ₂ Te ₃	1846	OsF ₄	1971
Na ₂ C ₂ O ₄	2615	Na ₃ PO ₃ S · 12H ₂ O	2666	Ne	1848	OsF ₅	1973
Na ₂ C ₄ H ₄ O ₄ · 6H ₂ O	2641	Na ₃ PO ₄	2626	Ni	1851	OsF ₆	1974
Na ₂ C ₄ H ₄ O ₆ · 2H ₂ O	2651	Na ₃ PO ₄ · 12H ₂ O	2627	NiAl	1853	OsOCl ₄	1975
Na ₂ CrO ₄	2549	Na ₃ PO ₄ · 12MoO ₃	2609	NiAs	1855	OsO ₂	1972
Na ₂ CrO ₄ · 4H ₂ O	2550	Na ₃ PO ₄ · NaOCl	2628	NiB	1856	OsO ₄	1976
Na ₂ Cr ₂ O ₇	2556	Na ₃ (PO ₃) ₃	2669	NiBr ₂	1869	Os ₂ (CO) ₉	1966
Na ₂ Cr ₂ O ₇ · 2H ₂ O	2557	Na ₃ (PO ₃) ₃ · 6H ₂ O	2670	NiBr ₂ · 3H ₂ O	1870	Os ₃ (CO) ₁₂	1964
Na[Fe(CN) ₅ NO] · 2H ₂ O	2613	Na ₃ SbS ₄ · 9H ₂ O	2664	NiCO ₃	1871	P	1994
Na ₂ GeO ₃	2571	Na ₃ VO ₄	2614	Ni(CN) ₂ · 4H ₂ O	1876	P	1995
Na ₂ HAsO ₄	2584	Na ₄ Fe(CN) ₆ · 10H ₂ O	2567	NiC ₂ O ₄ · 2H ₂ O	1887	P	1996
Na ₂ HAsO ₄ · 7H ₂ O	2585	Na ₄ P ₂ O ₇	2633	Ni(C ₂ H ₃ O ₂) ₂ · 4H ₂ O	1864	PBrF ₂	2020
Na ₂ HPO ₃ · 5H ₂ O	2632	Na ₄ Pb(S ₂ O ₃) ₃	1484	Ni(CO) ₄	1859	PBr ₂ F	2019
Na ₂ HPO ₄	2588	Na ₅ P ₃ O ₁₀	2671	Ni(C ₅ H ₅) ₂	1852	PBr ₂ F ₃	2032
Na ₂ HPO ₄ · 7H ₂ O	2589	Nb	1902	NiCl ₂	1873	PBr ₃	2018
Na ₂ HPO ₄ · 12H ₂ O	2590	NbB	1904	NiCl ₂ · 6H ₂ O	1874	PBr ₃ F	2031
Na ₂ H ₂ P ₂ O ₆ · 6H ₂ O	2561	NbB ₂	1905	Ni(ClO ₃) ₂ · 6H ₂ O	1872	PBr ₅	2030
Na ₂ H ₂ P ₂ O ₇	2562	NbBr ₃	1912	Ni(ClO ₄) ₂ · 6H ₂ O	1889	PClF ₂	2023
Na ₂ IrCl ₆ · 6H ₂ O	2575	NbBr ₄	1916	NiCrO ₄	1875	PClF ₄	2037
Na ₂ MoO ₄	2607	NbBr ₅	1924	NiF ₂	1877	PCl ₂ F	2022
Na ₂ MoO ₄ · 2H ₂ O	2608	NbC	1906	NiF ₂ · 4H ₂ O	1878	PCl ₂ F ₃	2036
Na ₂ O	2616	Nb(C ₅ H ₅) ₂ Cl ₂	1903	NiI ₂	1883	PCl ₃	2021
Na ₂ O ₂	2623	NbCl ₃	1913	NiI ₂ · 6H ₂ O	1884	PCl ₃ F ₂	2035
Na ₂ PO ₃ F	2569	NbCl ₄	1917	Ni(IO ₃) ₂	1881	PCl ₃ F ₂	2034
Na ₂ PdCl ₄ · 3H ₂ O	2660	NbCl ₅	1925	Ni(IO ₃) ₂ · 4H ₂ O	1882	PCl ₅	2033
Na ₂ PtBr ₆ · 6H ₂ O	2574	NbF ₃	1914	Ni(NH ₄) ₂ (SO ₄) ₂	1866	PF ₃	2024
Na ₂ PtCl ₄ · 4H ₂ O	2661	NbF ₄	1918	Ni(NH ₄) ₂ (SO ₄) ₂ · 6H ₂ O	1867	PF ₅	2038
Na ₂ PtCl ₆	2576	NbF ₅	1928	Ni(NO ₃) ₂	1885	PH ₃	1997
Na ₂ PtCl ₆ · 6H ₂ O	2577	NbI ₃	1915	Ni(NO ₃) ₂ · 6H ₂ O	1886	PH ₃ Cl	2002
Na ₂ S	2645	NbI ₄	1919	NiO	1888	PH ₄ I	2003
Na ₂ S · 5H ₂ O	2646	NbI ₅	1929	Ni(OH) ₂	1879	PI ₃	2025
Na ₂ S · 9H ₂ O	2647	NbN	1908	Ni(OH) ₂ · H ₂ O	1880	POBrCl ₂	2046
Na ₂ SO ₃	2648	NbO	1911	NiS	1897	POBrClF	2048
Na ₂ SO ₃ · 7H ₂ O	2649	NbOBr ₃	1931	NiSO ₄	1894	POBrF ₂	2047
Na ₂ SO ₄	2642	NbOCl ₃	1932	NiSO ₄ · 6H ₂ O	1895	POBr ₂ Cl	2044
Na ₂ SO ₄ · 7H ₂ O	2643	NbO ₂	1920	NiSO ₄ · 7H ₂ O	1896	POBr ₂ F	2045
Na ₂ SO ₄ · 10H ₂ O	2644	NbO ₂ F	1926	Ni(SCN) ₂	1898	POBr ₃	2043
Na ₂ S ₂ O ₃	2667	Nb(OC ₂ H ₅) ₅	1927	NiSb	1854	POClF ₂	2051
Na ₂ S ₂ O ₃ · 5H ₂ O	2668	NbP	1909	NiSe	1892	POCl ₂ F	2050
Na ₂ S ₂ O ₄	2563	NbS ₂	1922	NiSeO ₄ · 6H ₂ O	1891	POCl ₃	2049
Na ₂ S ₂ O ₅	2603	NbSe ₂	1921	NiSi	1861	POF ₂ H	2042
Na ₂ S ₂ O ₆ · 2H ₂ O	2564	NbSi ₂	1910	NiSnO ₃ · 2H ₂ O	1893	POF ₃	2052
Na ₂ S ₂ O ₈	2625	NbTe ₂	1923	NiTiO ₃	1899	POI ₃	2053
Na ₂ Se	2636	Nb ₂ C	1907	Ni ₂ B	1857	PSBrF ₂	2056
Na ₂ SeO ₃	2637	Nb ₂ O ₅	1930	Ni ₂ O ₃	1901	PSBr ₂ F	2055
Na ₂ SeO ₃ · 5H ₂ O	2638	Nd	1828	Ni ₂ P	1860	PSBr ₃	2054
Na ₂ SeO ₄	2634	NdB ₆	1829	Ni ₂ Si	1862	PSClF ₂	2059
Na ₂ SeO ₄ · 10H ₂ O	2635	NdBr ₃	1834	Ni ₃ (AsO ₄) ₂ · 8H ₂ O	1868	PSCl ₂ F	2058
Na ₂ SiF ₆	2581	Nd(BrO ₃) ₃ · 9H ₂ O	1833	Ni ₃ B	1858	PSCl ₃	2057
Na ₂ SiO ₃	2605	Nd(C ₂ H ₃ O ₂) ₂	1831	Ni ₃ (PO ₄) ₂ · 8H ₂ O	1890	PSF ₃	2060
Na ₂ SiO ₃ · 5H ₂ O	2606	Nd(C ₅ H ₅) ₃	1847	Ni ₃ S ₂	1863	PSI ₃	2061
Na ₂ SnO ₃ · 3H ₂ O	2639	NdCl ₂	1832	Ni ₃ S ₄	1900	P ₂ Cl ₄	1999
Na ₂ TeO ₃	2653	NdCl ₃	1835	No	1961	P ₂ F ₄	2000
Na ₂ TeO ₄	2652	NdCl ₃ · 6H ₂ O	1836	Np	1849	P ₂ H ₄	1998
Na ₂ U ₂ O ₇ · H ₂ O	2674	NdF ₃	1837	NpO ₂	1850	P ₂ I ₄	2001

P ₂ O ₃	2026	PbSO ₄	1486	Pr ₂ (SO ₄) ₃ · 8H ₂ O	2235	RbO ₂	2336
P ₂ O ₅	2039	Pb(SCN) ₂	1491	Pr ₂ Te ₃	2237	Rb ₂ CO ₃	2309
P ₂ S ₃	2029	PbS ₂ O ₃	1492	Pt	2062	Rb ₂ CrO ₄	2312
P ₂ S ₅	2041	PbSe	1482	PtBr ₂	2065	Rb ₂ Cr ₂ O ₇	2313
P ₂ Se ₃	2028	PbSeO ₃	1483	PtBr ₃	2071	Rb ₂ GeF ₆	2318
P ₂ Se ₅	2040	PbSeO ₄	1481	PtBr ₄	2073	Rb ₂ MoO ₄	2326
(PNCl ₂) ₃	2017	PbSiF ₆ · 2H ₂ O	1480	Pt(CN) ₂	2067	Rb ₂ O	2329
P ₃ N ₅	2014	PbSiO ₃	1478	PtCl ₂	2066	Rb ₂ O ₂	2332
P ₄ O ₆	2027	Pb(TaO ₃) ₂	1489	PtCl ₃	2072	Rb ₂ S	2335
P ₄ S ₃	2015	PbTe	1490	PtCl ₄	2074	Rb ₂ SO ₄	2334
P ₄ S ₇	2016	PbTiO ₃	1493	PtCl ₄ · 5H ₂ O	2075	Rb ₂ Se	2333
Pa	2244	Pb(VO ₃) ₂	1496	PtF ₄	2076	Re	2254
PaCl ₅	2245	PbWO ₄	1494	PtF ₆	2080	ReBr ₃	2259
Pb	1431	PbWO ₄	1495	PtI ₂	2068	ReBr ₅	2269
Pb(AsO ₃) ₂	1438	PbZrO ₃	1497	PtI ₄	2077	Re(CO) ₅ Br	2257
Pb(BF ₄) ₂	1456	Pb ₂ O ₃	1498	Pt(NH ₃) ₂ Cl ₂	2081	Re(CO) ₅ Cl	2258
Pb(BO ₂) ₂ · H ₂ O	1440	Pb ₂ SiO ₄	1479	Pt(NH ₃) ₂ Cl ₂	2082	ReCl ₃	2260
PbBr ₂	1442	Pb ₃ (AsO ₄) ₂	1437	PtO	2069	ReCl ₄	2262
Pb(BrO ₃) ₂ · H ₂ O	1441	Pb ₃ (C ₆ H ₅ O ₇) ₂ · 3H ₂ O	1452	PtO ₂	2078	ReCl ₅	2270
PbBr ₄	1501	Pb ₃ O ₄	1499	PtS	2070	ReCl ₆	2273
PbCO ₃	1444	Pb ₃ (PO ₄) ₂	1476	PtS ₂	2079	ReF ₄	2263
Pb(CHO ₂) ₂	1457	Pb ₃ (SbO ₄) ₂	1436	PtSi	2084	ReF ₅	2271
Pb(CN) ₂	1453	Pd	1979	Pu	2085	ReF ₆	2275
PbC ₂ O ₄	1469	PdBr ₂	1981	PuBr ₃	2088	ReF ₇	2279
Pb(C ₂ H ₃ O ₂) ₂	1433	Pd(CN) ₂	1984	PuCl ₃	2089	ReI ₃	2261
Pb(C ₂ H ₃ O ₂) ₂ · 3H ₂ O	1434	Pd(CH ₃ COCHCOCH ₃) ₂	1989	PuF ₃	2090	ReOCl ₄	2277
Pb(C ₂ H ₃ O ₂) ₂ · 2Pb(OH) ₂	1435	Pd(C ₂ H ₃ O ₂) ₂	1980	PuF ₄	2093	ReOF ₄	2278
Pb(C ₃ H ₅ O ₃) ₂	1464	PdCl ₂	1982	PuF ₆	2095	ReOF ₅	2284
Pb(C ₄ H ₇ O ₂) ₂	1443	PdCl ₂ · 2H ₂ O	1983	PuI ₃	2091	ReO ₂	2264
Pb(C ₂ H ₃ O ₂) ₄	1500	PdF ₂	1985	PuN	2086	ReO ₂ F ₂	2274
Pb(CF ₃ COCHCOCF ₃) ₂	1458	PdI ₂	1986	PuO	2087	ReO ₂ F ₃	2283
Pb(CH ₃ COCHCOCH ₃) ₂	1473	Pd(NH ₃) ₂ Cl ₂	1992	PuO ₂	2094	ReO ₃	2276
Pb(C ₇ H ₁₅ CO ₂) ₂	1454	Pd(NH ₃) ₂ Cl ₂	1993	Pu ₂ O ₃	2092	ReO ₃ Cl	2281
Pb(C ₁₈ H ₃₃ O ₂) ₂	1468	Pd(NO ₃) ₂	1987	Ra	2246	ReO ₃ F	2282
Pb(C ₁₈ H ₃₅ O ₂) ₂	1485	PdO	1988	RaBr ₂	2247	ReS ₂	2267
PbClF	1448	PdS	1991	RaCO ₃	2248	ReSe ₂	2265
PbCl ₂	1447	PdSO ₄ · 2H ₂ O	1990	RaCl ₂	2249	ReSi ₂	2266
Pb(ClO ₂) ₂	1449	Pm	2239	RaF ₂	2250	ReTe ₂	2268
Pb(ClO ₃) ₂	1446	PmBr ₃	2240	Ra(NO ₃) ₂	2251	Re ₂ (CO) ₁₀	2256
Pb(ClO ₄) ₂	1474	PmCl ₃	2241	RaSO ₄	2252	Re ₂ O ₅	2272
Pb(ClO ₄) ₂ · 3H ₂ O	1475	PmF ₃	2242	Rb	2302	Re ₂ O ₇	2280
PbCl ₄	1502	PmI ₃	2243	RbAl(SO ₄) ₂	2304	Re ₂ S ₇	2285
PbCrO ₄	1450	Po	2096	RbAl(SO ₄) ₂ · 12H ₂ O	2305	Rh	2286
PbCrO ₄ · PbO	1451	PoCl ₄	2097	RbBF ₄	2316	RhBr ₃	2290
PbF ₂	1455	PoO ₂	2098	RbBr	2308	[Rh(CO) ₂ Cl] ₂	2288
PbF ₄	1503	Pr	2218	RbBrO ₃	2307	RhCl ₃	2291
PbHAsO ₄	1459	PrB ₆	2219	RbCHO ₂	2317	RhF ₃	2292
PbHPO ₄	1460	PrBr ₃	2224	RbCN	2314	RhF ₆	2301
PbH ₄	1432	Pr(BrO ₃) ₃	2223	RbC ₂ H ₃ O ₂	2303	RhI ₃	2293
Pb(H ₂ PO ₂) ₂	1477	PrCl ₃	2226	RbCl	2311	Rh(NO ₃) ₃	2294
PbI ₂	1463	PrCl ₃ · 7H ₂ O	2227	RbClO ₃	2310	Rh(NO ₃) ₃ · 2H ₂ O	2295
Pb(IO ₃) ₂	1462	Pr(ClO ₄) ₃ · 6H ₂ O	2234	RbClO ₄	2330	RhO ₂	2299
PbMoO ₄	1465	PrF ₃	2228	RbF	2315	RhO ₂ · 2H ₂ O	2300
Pb(NO ₃) ₂	1467	PrF ₄	2238	RbH	2319	Rh ₂ O ₃	2296
Pb(N ₃) ₂	1439	PrI ₂	2222	RbHCO ₃	2320	Rh ₂ O ₃ · 5H ₂ O	2297
Pb(NbO ₃) ₂	1466	PrI ₃	2230	RbHF ₂	2321	Rh ₂ (SO ₄) ₃	2298
PbO	1470	PrN	2220	RbHSO ₄	2322	Rh ₄ (CO) ₁₂	2289
PbO	1471	Pr(NO ₃) ₃	2231	RbI	2325	Rh ₆ (CO) ₁₆	2287
3PbO · H ₂ O	1472	Pr(NO ₃) ₃ · 6H ₂ O	2232	RbIO ₃	2324	Rn	2253
PbO ₂	1504	Pr(OH) ₃	2229	RbMnO ₄	2331	Ru	2337
Pb(OH) ₂	1461	PrSi ₂	2221	RbNO ₂	2328	RuBr ₃	2343
Pb(OH) ₂ · 2PbCO ₃	1445	Pr ₂ (CO ₃) ₃ · 8H ₂ O	2225	RbNO ₃	2327	Ru(CO) ₅	2339
PbS	1487	Pr ₂ O ₃	2233	RbN ₃	2306	Ru(CH ₃ COCHCOCH ₃) ₃	2347
PbSO ₃	1488	Pr ₂ S ₃	2236	RbOH	2323	RuCl ₃	2344

RuF ₃	2345	Sb ₂ Te ₃	228	SiO	2465	SnCl ₄ · 5H ₂ O	2904
RuF ₄	2348	Sc	2374	SiO ₂	2466	Sn(CrO ₄) ₂	2905
RuF ₅	2350	ScB ₂	2375	SiO ₂	2467	SnF ₂	2890
RuF ₆	2351	ScBr ₃	2376	SiO ₂	2468	SnF ₄	2906
RuI ₃	2346	ScCl ₃	2377	SiO ₂	2469	SnH ₃ CH ₃	2882
Ru(NO)Cl ₃ · H ₂ O	2341	ScF ₃	2378	SiO ₂	2470	SnH ₄	2881
Ru(NH ₃) ₆ Cl ₃	2342	ScI ₃	2380	SiS	2471	SnI ₂	2893
RuO ₂	2349	Sc(NO ₃) ₃	2381	SiS ₂	2472	SnI ₄	2907
RuO ₄	2352	Sc(OH) ₃	2379	Si ₂ Br ₆	2433	SnO	2895
Ru ₂ (CO) ₉	2340	Sc ₂ O ₃	2382	Si ₂ Cl ₆	2443	SnO ₂	2908
Ru ₃ (CO) ₁₂	2338	Sc ₂ S ₃	2384	(SiCl ₃) ₂ O	2458	Sn(OH) ₂	2892
S	2723	Sc ₂ (SO ₄) ₃ · 5H ₂ O	2383	Si ₂ F ₆	2449	SnP	2884
S	2724	Sc ₂ Te ₃	2385	Si ₂ H ₆	2413	SnS	2899
SCl ₂	2740	Se	2386	(SiH ₃) ₂ O	2457	SnSO ₄	2898
SF ₄	2741	Se	2387	Si ₂ I ₆	2456	SnS ₂	2911
SF ₅ Br	2743	Se	2388	Si ₃ Br ₈	2434	SnSe	2897
SF ₅ Cl	2744	SeBr ₄	2396	Si ₃ Cl ₈	2444	SnSe ₂	2909
SF ₆	2742	SeCl ₄	2397	Si ₃ F ₈	2450	Sn(SeO ₃) ₂	2910
SOBr ₂	2752	SeF ₄	2398	Si ₃ H ₈	2414	SnTe	2901
SOCl ₂	2753	SeF ₅ Cl	2400	Si ₃ N ₄	2464	SnZrF ₆	2891
SOF ₂	2754	SeF ₆	2399	Si ₄ F ₁₀	2451	Sn ₂ P ₂ O ₇	2896
SOF ₄	2755	SeOBr ₂	2401	Si ₄ H ₁₀	2415	Sn ₄ P ₃	2885
SO ₂	2732	SeOCl ₂	2402	Si ₄ H ₁₀	2416	Sr	2677
SO ₂ BrF	2749	SeOF ₂	2403	Si ₅ H ₁₀	2417	Sr(AsO ₂) ₂ · 4H ₂ O	2679
SO ₂ Cl ₂	2747	SeOF ₄	2404	Si ₅ H ₁₂	2418	SrB ₆	2694
SO ₂ ClF	2750	SeO ₂	2392	Si ₅ H ₁₂	2419	SrBr ₂	2681
SO ₂ F ₂	2748	SeO ₂ F ₂	2405	Si ₅ H ₁₂	2420	SrBr ₂ · 6H ₂ O	2682
SO ₂ (OH)Cl	2728	SeO ₃	2393	Si ₆ H ₁₂	2421	Sr(BrO ₃) ₂ · H ₂ O	2680
SO ₂ (OH)F	2729	SeS	2406	Si ₆ H ₁₄	2422	SrCO ₃	2684
SO ₃	2733	SeS ₂	2407	Si ₆ H ₁₄	2423	SrC ₂	2683
SO ₃	2734	Se ₂ Br ₂	2394	Si ₆ H ₁₄	2424	Sr(CHO ₂) ₂	2692
SO ₃	2735	Se ₂ Cl ₂	2395	Si ₇ H ₁₆	2425	Sr(CHO ₂) ₂ · 2H ₂ O	2693
SSBr ₂	2736	Se ₂ S ₆	2408	Sm	2353	Sr(CN) ₂ · 4H ₂ O	2689
SSCl ₂	2737	Se ₄ S ₄	2409	SmB ₆	2354	SrC ₂ O ₄ · H ₂ O	2706
SSF ₂	2738	Se ₆ S ₂	2410	SmBr ₂	2356	Sr(C ₂ H ₃ O ₂) ₂	2678
S ₂ F ₁₀	2745	Si	2411	SmBr ₃	2362	SrCl ₂	2686
S ₂ O ₅ Cl ₂	2751	SiB ₄	2474	Sm(BrO ₃) ₃ · 9H ₂ O	2361	SrCl ₂ · 6H ₂ O	2687
S ₄ N ₄	2757	SiBrCl ₃	2430	Sm(C ₂ H ₃ O ₂) ₃ · 3H ₂ O	2360	Sr(ClO ₃) ₂	2685
Sb	206	SiBr ₂ Cl ₂	2431	SmCl ₂	2357	Sr(ClO ₄) ₂	2708
Sb	207	SiBr ₃ Cl	2432	SmCl ₃	2364	SrCrO ₄	2688
SbAs	212	SiBr ₄	2429	SmCl ₃ · 6H ₂ O	2365	SrF ₂	2691
SbBr ₃	215	SiC	2463	SmF ₂	2358	SrFe(CN) ₆ · 15H ₂ O	2690
Sb(CH ₃) ₃	209	Si(C ₂ H ₃ O ₂) ₄	2473	SmF ₃	2366	SrH ₂	2695
Sb(CH ₃) ₅	210	SiClF ₃	2439	SmI ₂	2359	SrI ₂	2698
Sb(C ₂ H ₃ O ₂) ₃	214	SiCl ₂ F ₂	2440	SmI ₃	2367	SrI ₂ · 6H ₂ O	2699
SbCl ₂ F ₃	232	SiCl ₃ F	2441	Sm(NO ₃) ₃	2368	Sr(IO ₃) ₂	2697
SbCl ₃	216	SiCl ₃ I	2442	Sm(NO ₃) ₃ · 6H ₂ O	2369	Sr(MnO ₄) ₂ · 3H ₂ O	2709
SbCl ₅	230	SiCl ₄	2438	SmSi ₂	2355	SrMoO ₄	2700
SbF ₃	217	SiF ₄	2448	Sm ₂ (CO ₃) ₃	2363	Sr(NO ₂) ₂	2704
SbF ₅	231	SiHBr ₃	2428	Sm ₂ O ₃	2370	Sr(NO ₃) ₂	2702
SbH ₃	208	SiHCl ₃	2437	Sm ₂ S ₃	2372	SrNb ₂ O ₆	2701
SbIS	219	SiHF ₃	2447	Sm ₂ (SO ₄) ₃ · 8H ₂ O	2371	SrO	2707
SbI ₃	218	SiHI ₃	2454	Sm ₂ Te ₃	2373	SrO ₂	2710
SbOCl	222	SiH ₂ Br ₂	2427	Sn	2879	Sr(OH) ₂	2696
SbPO ₄	223	SiH ₂ Cl ₂	2436	Sn	2880	SrS	2716
[Sb(CH ₃) ₂] ₂	211	SiH ₂ F ₂	2446	SnBr ₂	2887	SrSO ₃	2717
Sb ₂ O ₃	220	SiH ₂ I ₂	2453	SnBr ₄	2902	SrSO ₄	2715
Sb ₂ O ₃	221	SiH ₃ Br	2426	SnC ₂ O ₄	2894	SrS ₂ O ₃ · 5H ₂ O	2719
Sb ₂ O ₄	229	SiH ₃ Cl	2435	Sn(CH ₃) ₃ N(CH ₃) ₂	2883	SrSe	2713
Sb ₂ O ₅	233	SiH ₃ F	2445	SnC ₄ H ₄ O ₆	2900	SrSeO ₄	2712
Sb ₂ S ₃	227	SiH ₃ I	2452	Sn(C ₂ H ₃ O ₂) ₂	2886	SrSi ₂	2714
Sb ₃ (SO ₄) ₃	226	SiH ₃ CH ₃	2459	SnCl ₂	2888	SrTe	2718
Sb ₃ S ₅	234	SiH ₄	2412	SnCl ₂ · 2H ₂ O	2889	SrTiO ₃	2720
Sb ₂ Se ₃	225	SiI ₄	2455	SnCl ₄	2903	SrWO ₄	2721

SrZrO ₃	2722	ThH ₂	2848	TlOH	2825	U ₄ O ₉	3004
Sr ₂ SiO ₄	2705	ThI ₄	2855	TlPF ₆	2824	V	3022
Sr ₃ N ₂	2703	ThN	2858	TlSe	2846	VB	3025
Sr ₃ (PO ₄) ₂	2711	Th(NO ₃) ₄	2856	Tl ₂ CO ₃	2816	VB ₃	3026
T ₂	1243	Th(NO ₃) _{3/4} · 4H ₂ O	2857	Tl ₂ C ₂ O ₄	2831	VBr ₂	3033
T ₂ O	3069	ThO ₂	2859	Tl ₂ CrO ₄	2819	VBr ₃	3039
Ta	2758	ThS ₂	2864	Tl ₂ MoO ₄	2828	VBr ₄	3048
TaAl ₃	2759	Th(SO ₄) ₂ · 9H ₂ O	2863	Tl ₂ O	2832	VC	3027
TaB	2760	ThSe ₂	2860	Tl ₂ O ₃	2844	V(CO) ₆	3029
TaB ₂	2761	ThSiO ₄	2861	Tl ₂ S	2837	V(C ₅ H ₅) ₂	3023
TaBr ₃	2767	ThSi ₂	2862	Tl ₂ SO ₄	2836	V(C ₅ H ₅) ₂ Cl ₂	3024
TaBr ₄	2769	Ti	2912	Tl ₂ (SO ₄) ₃	2845	V(CH ₃ COCHCOCH ₃) ₃	3045
TaBr ₅	2776	TiI ₃	2928	Tl ₂ Se	2835	VCl ₂	3034
TaC	2762	TiB ₂	2915	Tl ₂ SeO ₄	2834	VCl ₃	3040
TaCl ₃	2768	TiBr ₂	2920	Tm	2865	VCl ₄	3049
TaCl ₄	2770	TiBr ₃	2925	TmBr ₂	2866	VF ₂	3035
TaCl ₅	2777	TiBr ₄	2933	TmBr ₃	2869	VF ₃	3041
TaF ₅	2778	TiC	2916	TmCl ₂	2867	VF ₃ · 3H ₂ O	3042
TaH	2764	Ti(C ₅ H ₅) ₂ Cl ₂	2913	TmCl ₃	2870	VF ₄	3050
TaI ₄	2771	TiCl ₂	2921	TmCl ₃ · 7H ₂ O	2871	VF ₅	3052
TaI ₅	2779	TiCl ₃	2926	TmF ₃	2872	VI ₂	3036
TaN	2765	TiCl ₄	2934	TmI ₂	2868	VI ₃	3043
TaO ₂	2772	TiF ₃	2927	TmI ₃	2874	VN	3030
TaS ₂	2774	TiF ₄	2935	Tm(NO ₃) ₃	2875	VO	3037
TaSe ₂	2773	TiH ₂	2914	Tm(NO ₃) ₃ · 5H ₂ O	2876	VOBr	3057
TaSi ₂	2766	TiI ₂	2922	Tm(OH) ₃	2873	VOBr ₂	3059
TaTe ₂	2775	TiI ₄	2936	Tm ₂ (C ₂ O ₄) ₃ · 6H ₂ O	2877	VOBr ₃	3064
Ta ₂ C	2763	TiN	2917	Tm ₂ O ₃	2878	VOCl	3058
Ta ₂ O ₅	2780	TiO	2923	U	2986	VOCl ₂	3060
Tb	2797	TiOSO ₄ · H ₂ O	2940	UB ₂	2987	VOCl ₃	3065
TbBr ₃	2800	TiO ₂	2937	UB ₄	2988	VOF ₂	3061
TbCl ₃	2801	TiO ₂	2938	UBr ₃	2994	VOF ₃	3066
TbCl ₃ · 6H ₂ O	2802	TiO ₂	2939	UBr ₄	2999	VOSO ₄ · 2H ₂ O	3063
TbF ₃	2809	TiP	2918	UBr ₅	3005	VSeO ₃ · H ₂ O	3062
TbF ₄	2810	TiS	2924	UC	2989	VO ₂	3051
TbI ₃	2803	TiS ₂	2942	UC ₂	2990	VO ₂ Cl	3054
TbN	2798	Ti(SO ₄) ₂	2941	UCl ₃	2995	VO ₂ F	3053
Tb(NO ₃) ₃	2804	TiSi ₂	2919	UCl ₄	3000	VS ₂ O ₄ · 7H ₂ O	3038
Tb(NO ₃) ₃ · 6H ₂ O	2805	Ti ₂ O ₃	2929	UCl ₅	3006	VSi ₂	3031
TbSi ₂	2799	Ti ₂ S ₃	2931	UCl ₆	3009	V ₂ C	3028
Tb ₂ O ₃	2806	Ti ₂ (SO ₄) ₃	2930	UF ₃	2996	V ₂ O ₃	3044
Tb ₂ S ₃	2808	Ti ₃ O ₅	2932	UF ₄	3001	V ₂ O ₅	3055
Tb ₂ (SO ₄) ₃ · 8H ₂ O	2807	Tl	2811	UF ₅	3007	V ₂ S ₃	3047
Tc	2781	TlBr	2815	UF ₆	3010	V ₂ (SO ₄) ₃	3046
TcF ₅	2782	TlBrO ₃	2814	UH ₃	2997	V ₂ S ₅	3056
TcF ₆	2783	TlBr ₃ · 4H ₂ O	2839	UI ₃	2998	V ₃ Si	3032
Te	2784	TlCHO ₂	2823	UI ₄	3002	W	2943
TeBr ₂	2789	TlCN	2820	UN	2992	WB	2946
TeBr ₄	2791	TlC ₂ H ₃ O ₂	2812	UO ₂	3003	WBr ₂	2955
TeCl ₂	2790	TlC ₂ H ₃ O	2821	UO ₂ (C ₂ H ₃ O ₂) ₂ · 2H ₂ O	3014	WBr ₃	2958
TeCl ₄	2792	Tl(C ₂ H ₃ O ₂) ₃	2838	UO ₂ Cl ₂	3015	WBr ₄	2961
TeF ₄	2793	TlCl	2818	UO ₂ F ₂	3016	WBr ₅	2969
TeF ₆	2796	TlClO ₃	2817	UO ₂ HPO ₄ · 4H ₂ O	3017	WBr ₆	2975
TeI ₄	2795	TlClO ₄	2833	UO ₂ (NO ₃) ₂	3018	WC	2949
TeO ₂	2787	TlCl ₃	2840	UO ₂ (NO ₃) ₂ · 6H ₂ O	3019	W(CO) ₆	2950
TeO ₃	2788	TlCl ₃ · 4H ₂ O	2841	UO ₂ (NH ₄) ₃ F ₅	204	W(C ₂ H ₅ O) ₅	2971
Te ₂ F ₁₀	2794	TlF	2822	UO ₂ SO ₄	3020	WCl ₂	2956
Th	2847	TlF ₃	2842	UO ₂ SO ₄ · 3H ₂ O	3021	WCl ₃	2959
ThB ₆	2849	TlI	2827	UO ₃	3011	WCl ₄	2962
ThBr ₄	2850	TlIO ₃	2826	UO ₃ · H ₂ O	3012	WCl ₅	2970
ThC	2851	TlNO ₂	2830	UO ₄ · 2H ₂ O	3013	WCl ₆	2976
ThC ₂	2852	TlNO ₃	2829	U ₂ C ₃	2991	WF ₄	2963
ThCl ₄	2853	TlN ₃	2813	U ₂ N ₃	2993	WF ₅	2972
ThF ₄	2854	Tl(NO ₃) ₃	2843	U ₃ O ₈	3008	WF ₆	2980

WI ₂	2957	YC ₂	3108	Zn(C ₈ H ₁₅ O ₂) ₂	3136	Zn ₃ (AsO ₄) ₂	3127
WI ₃	2960	YCl ₃	3110	Zn(CH ₃ COCHCOCH ₃) ₂	3166	Zn ₃ (AsO ₄) ₂ · 8H ₂ O	3128
WI ₄	2964	YCl ₃ · 6H ₂ O	3111	Zn(C ₅ H ₉ O ₂) ₂ · 2H ₂ O	3167	Zn ₃ (C ₆ H ₅ O ₇) ₂ · 2H ₂ O	3143
WN ₂	2951	YF ₃	3112	Zn(C ₁₂ H ₂₃ O ₂) ₂	3155	Zn ₃ N ₂	3159
WObBr ₃	2973	YI ₃	3114	Zn(C ₁₈ H ₃₃ O ₂) ₂	3161	Zn ₃ P ₂	3173
WObBr ₄	2982	Y(NO ₃) ₃	3116	Zn(C ₁₈ H ₃₅ O ₂) ₂	3179	Zn ₃ (PO ₄) ₂	3171
WOCl ₃	2974	Y(NO ₃) ₃ · 4H ₂ O	3117	ZnCl ₂	3140	Zn ₃ (PO ₄) ₂ · 4H ₂ O	3172
WOCl ₄	2983	Y(NO ₃) ₃ · 6H ₂ O	3118	Zn(ClO ₃) ₂	3139	Zr	3188
WOF ₄	2984	Y(OH) ₃	3113	Zn(ClO ₄) ₂ · 6H ₂ O	3168	ZrB ₂	3190
WO ₂	2965	YP	3120	ZnCrO ₄	3141	ZrBr ₂	3195
WO ₂ Br ₂	2977	YSb	3104	ZnCr ₂ O ₄	3142	ZrBr ₃	3200
WO ₂ Cl ₂	2978	Y ₂ (CO ₃) ₃ · 3H ₂ O	3109	ZnF ₂	3147	ZrBr ₄	3206
WO ₂ I ₂	2979	Y ₂ O ₃	3119	ZnF ₂ · 4H ₂ O	3148	ZrC	3191
WO ₃	2981	Y ₂ S ₃	3122	ZnI ₂	3154	Zr(C ₂ H ₃ O ₂) ₂ (OH) ₂	3204
WS ₂	2967	Y ₂ (SO ₄) ₃ · 8H ₂ O	3121	Zn(IO ₃) ₂	3153	Zr(C ₅ H ₅) ₂ Cl ₂	3189
WS ₃	2985	Y ₃ Al ₅ O ₁₂	3103	Zn(MnO ₄) ₂ · 6H ₂ O	3169	ZrCl ₂	3196
WSe ₂	2966	Y ₃ Fe ₅ O ₁₂	3115	ZnMoO ₄	3156	ZrCl ₃	3201
WSi ₂	2953	Yb	3087	Zn(NH ₄) ₂ (SO ₄) ₂	3125	ZrCl ₄	3207
WTe ₂	2968	YbBr ₂	3089	Zn(NO ₂) ₂	3160	ZrF ₂	3197
W ₂ B	2945	YbBr ₃	3094	Zn(NO ₃) ₂	3157	ZrF ₃	3202
W ₂ B ₅	2947	Yb(C ₂ H ₃ O ₂) ₃ · 4H ₂ O	3093	Zn(NO ₃) ₂ · 6H ₂ O	3158	ZrF ₄	3208
W ₂ C	2948	YbCl ₂	3090	ZnO	3165	ZrH ₂	3198
W ₂ N	2952	YbCl ₃	3095	3ZnO · 2B ₂ O ₃	3131	ZrI ₂	3199
W ₃ Si ₃	2954	YbCl ₃ · 6H ₂ O	3096	2ZnO · 3B ₂ O ₃ · 3.5H ₂ O	3132	ZrI ₃	3203
Xe	3070	YbF ₂	3091	2ZnO · 3B ₂ O ₃ · 5H ₂ O	3133	ZrI ₄	3210
XeFRuF ₆	3084	YbF ₃	3097	ZnO ₂	3170	ZrN	3192
XeFSb ₂ F ₁₁	3085	YbI ₂	3092	Zn(OH) ₂	3152	Zr(NH ₄) ₃ OH(CO ₃) ₃ · 2H ₂ O	3205
XeF ₂	3073	YbI ₃	3098	3Zn(OH) ₂ · 2ZnCO ₃	3138	Zr(NO ₃) ₄ · 5H ₂ O	3211
XeF ₃ SbF ₆	3082	Yb(NO ₃) ₃	3099	ZnS	3183	ZrOCl ₂	3219
XeF ₃ Sb ₂ F ₁₁	3086	YbSi ₂	3088	ZnS	3184	ZrOCl ₂ · 8H ₂ O	3220
XeF ₄	3074	Yb ₂ O ₃	3100	ZnSO ₃ · 2H ₂ O	3185	ZrO ₂	3213
XeF ₅ AsF ₆	3080	Yb ₂ (SO ₄) ₃ · 8H ₂ O	3101	ZnSO ₄	3180	Zr(OH) ₄	3209
XeF ₅ RuF ₆	3081	Zn	3123	ZnSO ₄ · H ₂ O	3181	ZrP ₂	3193
XeF ₆	3075	Zn(AsO ₂) ₂	3130	ZnSO ₄ · 7H ₂ O	3182	ZrP ₂ O ₇	3214
XeOF ₂	3076	Zn(BF ₄) ₂ · 6H ₂ O	3149	Zn(SCN) ₂	3187	ZrS ₂	3217
XeOF ₄	3077	ZnBr ₂	3135	ZnS ₂ O ₄	3146	Zr(SO ₄) ₂	3215
XeO ₂ F ₂	3078	Zn(BrO ₃) ₂ · 6H ₂ O	3134	ZnSb	3126	Zr(SO ₄) ₂ · 4H ₂ O	3216
XeO ₃	3071	ZnCO ₃	3137	ZnSe	3176	ZrSiO ₄	3212
XeO ₃ F ₂	3079	Zn(CHO ₂) ₂ · 2H ₂ O	3150	ZnSeO ₃	3178	ZrSi ₂	3194
XeO ₄	3072	Zn(CN) ₂	3144	ZnSeO ₄ · 5H ₂ O	3175	Zr(WO ₄) ₂	3218
Xe ₂ F ₃ AsF ₆	3083	ZnC ₂ O ₄	3162	ZnSiF ₆ · 6H ₂ O	3151		
Y	3102	ZnC ₂ O ₄ · 2H ₂ O	3163	ZnTe	3186		
YAs	3105	ZnC ₄ H ₄ O ₆ · 2H ₂ O	3164	Zn ₂ P ₂ O ₇	3174		
YB ₆	3106	Zn(C ₂ H ₃ O ₂) ₂ · 2H ₂ O	3124	Zn ₂ SiO ₄	3177		
YBr ₃	3107	Zn(C ₂ H ₅) ₂	3145	Zn ₃ As ₂	3129		

PHYSICAL PROPERTIES OF THE RARE EARTH METALS

K.A. Gschneidner, Jr.

TABLE 1. Data for the Trivalent Ions of the Rare Earth Elements

Rare earth	Symbol	Atomic no.	Atomic wt. ^a	Electronic configuration for R ³⁺				Spectroscopic ground state symbol
				No. 4f electrons	S	L	J	
Scandium	Sc	21	44.955910	0	—	—	—	—
Yttrium	Y	39	88.90585	0	—	—	—	—
Lanthanum	La	57	138.9055	0	—	—	—	—
Cerium	Ce	58	140.115	1	1/2	3	5/2	² F _{5/2}
Praseodymium	Pr	59	140.90765	2	1	5	4	³ H ₄
Neodymium	Nd	60	144.24	3	3/2	6	9/2	⁴ I _{9/2}
Promethium	Pm	61	(145)	4	2	6	4	⁵ I ₄
Samarium	Sm	62	150.36	5	5/2	5	5/2	⁶ H _{5/2}
Europium	Eu	63	151.965	6	3	3	0	⁷ F ₀
Gadolinium	Gd	64	157.25	7	7/2	0	7/2	⁸ S _{7/2}
Terbium	Tb	65	158.92534	8	3	3	6	⁷ F ₆
Dysprosium	Dy	66	162.50	9	5/2	5	15/2	⁶ H _{15/2}
Holmium	Ho	67	164.93032	10	2	6	8	⁵ I ₈
Erbium	Er	68	167.26	11	3/2	6	15/2	⁴ I _{15/2}
Thulium	Tm	69	168.93421	12	1	5	6	³ H ₆
Ytterbium	Yb	70	173.04	13	1/2	3	7/2	² F _{7/2}
Lutetium	Lu	71	174.967	14	—	—	—	—

Note: For additional information, see Goldschmidt, Z.B., in *Handbook on the Physics and Chemistry of Rare Earths*, Vol. 1, Gschneidner, K.A., Jr. and Eyring, L., Eds., North-Holland Physics, Amsterdam, 1978; DeLaeter, J.R., and Heumann, K.G., *J. Phys. Chem. Ref. Data*, 20, 1313, 1991; *Pure Appl. Chem.*, 66, 2423, 1994.

^a 1993 standard atomic weights.

TABLE 2. Crystallographic Data for the Rare Earth Metals at 24 °C (297 K) or Below

Rare earth metal	Crystal structure ^a	Lattice constants (Å)			Metallic radius CN = 12 (Å)	Atomic volume (cm ³ /mol)	Density (g/cm ³)
		a ₀	b ₀	c ₀			
αSc	hcp	3.3088	—	5.2680	1.6406	15.039	2.989
αY	hcp	3.6482	—	5.7318	1.8012	19.893	4.469
αLa	dhcp	3.7740	—	12.171	1.8791	22.602	6.146
αCe ^b	fcc	4.85 ^b	—	—	1.72 ^b	17.2 ^b	8.16 ^b
βCe	dhcp	3.6810	—	11.857	1.8321	20.947	6.689
γCe ^c	fcc	5.1610	—	—	1.8247	20.696	6.770
αPr	dhcp	3.6721	—	11.8326	1.8279	20.803	6.773
αNd	dhcp	3.6582	—	11.7966	1.8214	20.583	7.008
αPm	dhcp	3.65	—	11.65	1.811	20.24	7.264
αSm	rhomb ^d	3.6290 ^d	—	26.207	1.8041	20.000	7.520
Eu	bcc	4.5827	—	—	2.0418	28.979	5.244
αGd	hcp	3.6336	—	5.7810	1.8013	19.903	7.901
α'Tb ^e	ortho	3.605 ^e	6.244 ^e	5.706 ^e	1.784 ^e	19.34 ^e	8.219 ^e
αTb	hcp	3.6055	—	5.6966	1.7833	19.310	8.230
α'Dy ^f	ortho	3.595 ^f	6.184 ^f	5.678 ^f	1.774 ^f	19.00 ^f	8.551 ^f
αDy	hcp	3.5915	—	5.6501	1.7740	19.004	8.551
Ho	hcp	3.5778	—	5.6178	1.7661	18.752	8.795
Er	hcp	3.5592	—	5.5850	1.7566	18.449	9.066
Tm	hcp	3.5375	—	5.5540	1.7462	18.124	9.321
αYb ^g	hcp	3.8799 ^g	—	6.3859 ^g	1.9451 ^g	25.067 ^g	6.903 ^g
βYb	fcc	5.4848	—	—	1.9392	24.841	6.966
Lu	hcp	3.5052	—	5.5494	1.7349	17.779	9.841

Note: For additional information, see Gschneidner, K.A., Jr. and Calderwood, F.W., in *Handbook on the Physics and Chemistry of Rare Earths*, Vol. 8, Gschneidner, K.A., Jr. and Eyring, L., Eds., North-Holland Physics, Amsterdam, 1986; Gschneidner, K.A., Jr., Pecharsky, V.K., Cho, Jaephil and Martin, S.W., *Scripta Mater.*, 34, 1717, 1996.

^a hcp = hexagonal close-packed; P6₃/mmc, hP2, A3, Mg-type; dhcp = double-c hexagonal close-packed; P6₃/mmc, hP4, A3', αLa-type; fcc = face-centered cubic; Fm3m, cF4, A1, Cu-type; rhomb = rhombohedral; R3m, hR3, αSm-type; bcc = body-centered cubic; Im3m, cI2, A2, W-type; ortho = orthorhombic; Cmc, oC4, α' Dy-type.

^b At 77 K (−196 °C).

^c Equilibrium room temperature (standard state) phase.

^d Rhombohedral is the primitive cell. Lattice parameters given are for the nonprimitive hexagonal cell.

^e At 220 K (−53 °C).

^f At 86 K (−187 °C).

^g At 23 °C.

TABLE 3. Crystallographic Data for Rare Earth Metals at High Temperature

Rare earth metal	Structure	Lattice parameter (Å)	Temp. (°C)	Metallic radius		Atomic volume (cm ³ /mol)	Density (g/cm ³)
				CN = 8 (Å)	CN = 12 (Å)		
βSc	bcc	3.73 (est.)	1337	1.62	1.66	15.6	2.88
βY	bcc	4.10 ^a	1478	1.78	1.83	20.8	4.28
βLa	fcc	5.303	325	—	1.875	22.45	6.187
γLa	bcc	4.26	887	1.84	1.90	23.3	5.97
δCe	bcc	4.12	757	1.78	1.84	21.1	6.65
βPr	bcc	4.13	821	1.79	1.84	21.2	6.64
βNd	bcc	4.13	883	1.79	1.84	21.2	6.80
βPm	bcc	4.10 (est.)	890	1.78	1.83	20.8	6.99
βSm	hcp	$a = 3.6630$ $c = 5.8448$	450 ^b	—	1.8176	20.450	7.353
γSm	bcc	4.10 (est.)	922	1.77	1.82	20.8	7.25
βGd	bcc	4.06	1265	1.76	1.81	20.2	7.80
βTb	bcc	4.07 ^a	1289	1.76	1.81	20.3	7.82
βDy	bcc	4.03 ^a	1381	1.75	1.80	19.7	8.23
γYb	bcc	4.44	763 ^c	1.92	1.98	26.4	6.57

Note: The rare earths Eu, Ho, Er, Tm, and Lu are monomorphic. For additional information, see Gschneidner, K.A., Jr. and Calderwood, F.W., in *Handbook on the Physics and Chemistry of Rare Earths*, Vol. 8, Gschneidner, K.A., Jr. and Eyring, L., Eds., North-Holland Physics, Amsterdam, 1986, 1.

^a Determined by extrapolation to 0% solute of a vs. composition data for R-Mg alloys at 24 °C and corrected for thermal expansion to temperature given.

^b The hcp phase was stabilized by impurities and the temperature of measurement was below the equilibrium transition temperature (see Table 4).

^c The bcc phase was stabilized by impurities and the temperature of measurement was below the equilibrium transition temperature (see Table 4).

TABLE 4. High Temperature Transition Temperatures and Melting Point of Rare Earth Metals

Rare earth metal	Transition I ($\alpha - \beta$) ^a		Transition II ($\beta - \gamma$) ^a		Melting point (°C)
	Temp. (°C)	Phases	Temp. (°C)	Phases	
Sc	1337	hcp \rightleftharpoons bcc	—	—	1541
Y	1478	hcp \rightleftharpoons bcc	—	—	1522
La ^b	310	dhcp \rightleftharpoons fcc	865	fcc \rightleftharpoons bcc	918
Ce ^{c,d}	139	dhcp \rightleftharpoons fcc ($\beta - \gamma$)	726	fcc \rightleftharpoons bcc ($\gamma - \delta$)	798
Pr	795	dhcp \rightleftharpoons bcc	—	—	931
Nd	863	dhcp \rightleftharpoons bcc	—	—	1021
Pm	890	dhcp \rightleftharpoons bcc	—	—	1042
Sm ^e	734	rhomb \rightleftharpoons hcp	922	hcp \rightleftharpoons bcc	1074
Eu	—	—	—	—	822
Gd	1235	hcp \rightleftharpoons bcc	—	—	1313
Tb	1289	hcp \rightleftharpoons bcc	—	—	1356
Dy	1381	hcp \rightleftharpoons bcc	—	—	1412
Ho	—	—	—	—	1474
Er	—	—	—	—	1529
Tm	—	—	—	—	1545
Yb	795	fcc \rightleftharpoons bcc ($\beta - \gamma$)	—	—	819
Lu	—	—	—	—	1663

Note: For additional information, see Gschneidner, K.A., Jr. and Calderwood, F.W., in *Handbook on the Physics and Chemistry of Rare Earths*, Vol. 8, Gschneidner, K.A., Jr. and Eyring, L., Eds., North-Holland Physics, Amsterdam, 1986; Gschneidner, K.A., Jr., Pecharsky, V.K., Cho, Jaephil and Martin, S.W., *Scripta Mater.*, 34, 1717, 1996.

^a For all the transformations listed, unless otherwise noted.

^b On cooling, fcc \rightarrow dhcp ($\beta \rightarrow \alpha$), 260 °C.

^c The $\beta \rightleftharpoons \gamma$ equilibrium transition temperature is 10 ± 5 °C.

^d On cooling, fcc \rightarrow dhcp ($\gamma \rightarrow \beta$), -16 °C.

^e On cooling, hcp \rightarrow rhomb ($\beta \rightarrow \alpha$), 727 °C.

TABLE 5. Low Temperature Transition Temperatures of the Rare Earth Metals

Rare earth metal	Cooling			Rare earth metal	Heating		
	Transformation	°C	K		Transformation	°C	K
Ce	$\gamma \rightarrow \beta^a$	-16	257	Ce	$\alpha \rightarrow \beta$	-148	125
	$\gamma \rightarrow \alpha$	-172	101		$\alpha \rightarrow \beta + \gamma$	-104	169
	$\beta \rightarrow \alpha$	-228	45		$\beta \rightarrow \gamma^a$	139	412
Tb	$\alpha \rightarrow \alpha'$	-53	220		$\alpha \rightarrow \beta$	7	280
Dy	$\alpha \rightarrow \alpha'$	-187	86				
Yb	$\beta \rightarrow \alpha$	-13	260				

Note: For additional information, see Beaudry, B.J. and Gschneidner, K.A., Jr., in *Handbook on the Physics and Chemistry of Rare Earths*, Vol. 1, Gschneidner, K.A., Jr. and Eyring, L., Eds., North-Holland Physics, Amsterdam, 1978, 173; Koskenmaki, D.C. and Gschneidner, K.A., Jr., 1978, in *Handbook on the Physics and Chemistry of Rare Earths*, Vol. 1, Gschneidner, K.A., Jr. and Eyring, L., Eds., North-Holland Physics, Amsterdam, 1978, 337; Gschneidner, K.A., Jr., Pecharsky, V.K., Cho, Jaephil and Martin, S.W., *Scripta Mater.*, 34, 1717, 1996.

^a The $\beta \rightleftharpoons \gamma$ equilibrium transition temperature is 10 ± 5 °C (283 ± 5 K).

TABLE 6. Heat Capacity, Standard Entropy, Heats of Transformation, and Fusion of the Rare Earth Metals

Rare earth metal	Heat capacity at 298 K (J/mol K)	Standard entropy S°_{298} (J/mol K)	Heat of transformation (kJ/mol)				Heat of fusion (kJ/mol)
			trans. 1	ΔH_{tr}^1	trans. 2	ΔH_{tr}^2	
Sc	25.5	34.6	$\alpha \rightleftharpoons \beta$	4.00	—	—	14.1
Y	26.5	44.4	$\alpha \rightleftharpoons \beta$	4.99	—	—	11.4
La	27.1	56.9	$\alpha \rightleftharpoons \beta$	0.36	$\beta \rightleftharpoons \gamma$	3.12	6.20
Ce	26.9	72.0	$\beta \rightleftharpoons \gamma$	0.05	$\gamma \rightleftharpoons \delta$	2.99	5.46
Pr	27.2	73.2	$\alpha \rightleftharpoons \beta$	3.17	—	—	6.89
Nd	27.5	71.5	$\alpha \rightleftharpoons \beta$	3.03	—	—	7.14
Pm	27.3 ^a	71.6 ^a	$\alpha \rightleftharpoons \beta$	3.0 ^a	—	—	7.7 ^a
Sm	29.5	69.6	$\alpha \rightleftharpoons \beta$	0.2 ^a	$\beta \rightleftharpoons \gamma$	3.11	8.62
Eu	27.7	77.8	—	—	—	—	9.21
Gd	37.0	68.1	$\alpha \rightleftharpoons \beta$	3.91	—	—	10.0
Tb	28.9	73.2	$\alpha \rightleftharpoons \beta$	5.02	—	—	10.79
Dy	27.7	75.6	$\alpha \rightleftharpoons \beta$	4.16	—	—	11.06
Ho	27.2	75.3	—	—	—	—	17.0 ^a
Er	28.1	73.2	—	—	—	—	19.9
Tm	27.0	74.0	—	—	—	—	16.8
Yb	26.7	59.9	$\beta \rightleftharpoons \gamma$	1.75	—	—	7.66
Lu	26.9	51.0	—	—	—	—	22 ^a

Note: For additional information, see Hultgren, R., Desai, P.D., Hawkins, D.T., Gleiser, M., Kelley, K.K., and Wagman, D.D., *Selected Values of the Thermodynamic Properties of the Elements*, ASM International, Metals Park, Ohio, 1973; Wagman, D.D., Evans, W.H., Parker, V.B., Schumm, R.H., Halow, I., Bailey, S.M., Churney, K.L., and Nuttall, R.L., *The NBS Tables of Chemical Thermodynamic Properties*, *J. Phys. Chem. Ref. Data*, Vol. 11, Suppl. 2, 1982; Amitin, E.B., Bessergenev, W.G., Kovalevskaya, Yu. A., and Paukov, I.E., *J. Chem. Thermodyn.*, 15, 181, 1983; Amitin, E.B., Bessergenev, W.G., Kovalevskaya, Yu. A., and Paukov, I.E., *J. Chem. Thermodyn.*, 15, 181, 1983.

^a Estimated.

TABLE 7. Vapor Pressures, Boiling Points, and Heats of Sublimation of Rare Earth Metals

Rare earth metal	Temperature in °C ^a for a vapor pressure of				Boiling point ^a (°C)	Heat of sublimation at 25 °C (kJ/mol)
	10 ⁻⁸ atm (0.001 Pa)	10 ⁻⁶ atm (0.101 Pa)	10 ⁻⁴ atm (10.1 Pa)	10 ⁻² atm (1013 Pa)		
Sc	1036	1243	1533	1999	2836	377.8
Y	1222	1460	1812	2360	3345	424.7
La	1301	1566	1938	2506	3464	431.0
Ce	1290	1554	1926	2487	3443	422.6
Pr	1083	1333	1701	2305	3520	355.6
Nd	955	1175	1500	2029	3074	327.6
Pm	—	—	—	—	3000 ^b	348 ^b
Sm	508	642	835	1150	1794	206.7
Eu	399	515	685	964	1529	175.3
Gd	1167	1408	1760	2306	3273	397.5
Tb	1124	1354	1698	2237	3230	388.7
Dy	804	988	1252	1685	2567	290.4
Ho	845	1036	1313	1771	2700	300.8
Er	908	1113	1405	1896	2868	317.1
Tm	599	748	964	1300	1950	232.2
Yb	301	400	541	776	1196	152.1
Lu	1241	1483	1832	2387	3402	427.6

Note: For additional information, see Hultgren, R., Desai, P.D., Hawkins, D.T., Gleiser, M., Kelley, K.K., and Wagman, D.D., *Selected Values of the Thermodynamic Properties of the Elements*, ASM International, Metals Park, Ohio, 1973; Beaudry, B.J. and Gschneidner, K.A., Jr., in *Handbook on the Physics and Chemistry of Rare Earths*, Vol. 1, Gschneidner, K.A., Jr. and Eyring, L., Eds., North-Holland Physics, Amsterdam, 1978, 173.

^a International Temperature Scale of 1990 (ITS-90) values.

^b Estimated.

TABLE 8. Magnetic Properties of the Rare Earth Metals

Rare earth metal	$\chi_A \times 10^6$ at 298 K (emu/mol)	Effective magnetic moment				Easy axis	Néel temp. T_N (K)		Curie temp. T_C (K)	θ_p (K)		
		Paramagnetic at ~298 K		Ferromagnetic at ~0 K			Hex sites	Cubic sites		$\parallel c$	$\perp c$	Polycryst. or avg.
		Theory ^a	Obs.	Theory ^b	Obs.							
α Sc	295.2	—	—	—	—	—	—	—	—	—	—	—
α Y	187.7	—	—	—	—	—	—	—	—	—	—	—
α La	95.9	—	—	—	—	—	—	—	—	—	—	—
β La	105	—	—	—	—	—	—	—	—	—	—	—
γ Ce	2,270	2.54	2.52	2.14	—	—	—	14.4	—	—	—	-50
β Ce	2,500	2.54	2.61	2.14	—	—	13.7	12.5	—	—	—	-41
α Pr	5,530	3.58	3.56	3.20	2.7 ^c	a	0.03	—	—	—	—	0
α Nd	5,930	3.62	3.45	3.27	2.2 ^c	b	19.9	7.5	—	0	5	3.3
α Pm	—	2.68	—	2.40	—	—	—	—	—	—	—	—
α Sm	1,278 ^d	0.85	1.74	0.71	0.5 ^c	a	109	14.0	—	—	—	—
Eu	30,900	7.94	8.48	7.0	5.9	<110>	—	90.4	—	—	—	100
α Gd	185,000 ^e	7.94	7.98	7.0	7.63	30° to c	—	—	293.4	317	317	317
α Tb	170,000	9.72	9.77	—	—	—	230.0	—	—	195	239	224
α' Tb	—	—	—	9.0	9.34	b	—	—	219.5	—	—	—
α Dy	98,000	10.64	10.83	—	—	—	180.2	—	—	121	169	153
α' Dy	—	—	—	10.0	10.33	a	—	—	90.5 ^g	—	—	—
Ho	72,900	10.60	11.2	10.0	10.34	b	132	—	19.5	73.0	88.0	83.0
Er	48,000	9.58	9.9	9.0	9.1	30° to c	85	—	18.7	61.7	32.5	42.2
Tm	24,700	7.56	7.61	7.0	7.14	c	58	—	32.0	41.0	-17.0	2.3
β Yb	67 ^d	—	—	—	—	—	—	—	—	—	—	—
Lu	182.9	—	—	—	—	—	—	—	—	—	—	—

Note: For additional information, see McEwen, K. A., in *Handbook on the Physics and Chemistry of Rare Earths*, Vol. 1, Gschneidner, K. A., Jr., and Eyring, L., Eds., North-Holland Physics, Amsterdam, 1978, 411; Legvold, S., in *Ferromagnetic Materials*, Vol. 1, Wohlfarth, E. P., Ed., North-Holland Physics, Amsterdam, 1980, 183; Pecharsky, V. K., Gschneidner, K. A., Jr., and Fort, D., *Phys. Rev. B* 47, 5063, 1993; Pecharsky, V. K., Gschneidner, K. A., Jr., and Fort, D., 1996, to be published; Steward, A. M., and Collocott, S. J., *J. Phys.: Condens. Matter* 1, 677, 1988.

^a $g[J(J+1)]^{1/2}$.

^b gJ .

^c At 38 T and 4.2 K.

^d At 290 K.

^e At 350 K.

^f On cooling $T_C = 89.6$ K and on warming $T_C = 91.5$ K.

TABLE 9. Room Temperature Coefficient of Thermal Expansion, Thermal Conductivity, Electrical Resistivity, and Hall Coefficient

Rare earth metal	Expansion ($\alpha \times 10^6/^{\circ}\text{C}^{-1}$)			Thermal conductivity ($k/\text{W cm}^{-1} \text{K}^{-1}$)	Electrical resistivity ($\rho/\mu\Omega \text{ cm}$)			Hall coefficient ($R_H \times 10^{12}/\text{V cm A}^{-1} \text{Oe}^{-1}$)		
	α_a	α_c	α_{poly}		ρ_a	ρ_c	ρ_{poly}	R_a	R_c	R_{poly}
α Sc	7.6	15.3	10.2	0.158	70.9	26.9	56.2 ^a	—	—	-0.13
α Y	6.0	19.7	10.6	0.172	72.5	35.5	59.6	-0.27	-1.6	—
α La	4.5	27.2	12.1	0.134	—	—	61.5	—	—	-0.35
β Ce	—	—	—	—	—	—	82.8	—	—	—
γ Ce	6.3	—	6.3	0.113	—	—	74.4	—	—	+1.81
α Pr	4.5	11.2	6.7	0.125	—	—	70.0	—	—	+0.709
α Nd	7.6	13.5	9.6	0.165	—	—	64.3	—	—	+0.971
α Pm	9 ^b	16 ^b	11 ^b	0.15 ^b	—	—	75 ^b	—	—	—
α Sm	9.6	19.0	12.7	0.133	—	—	94.0	—	—	-0.21
Eu	35.0	—	35.0	0.139 ^b	—	—	90.0	—	—	+24.4
α Gd	9.1 ^c	10.0 ^c	9.4 ^c	0.105	135.1	121.7	131.0	-10	-54	-4.48 ^d
α Tb	9.3	12.4	10.3	0.111	123.5	101.5	115.0	-1.0	-3.7	—
α Dy	7.1	15.6	9.9	0.107	111.0	76.6	92.6	-0.3	-3.7	—
Ho	7.0	19.5	11.2	0.162	101.5	60.5	81.4	+0.2	-3.2	—
Er	7.9	20.9	12.2	0.145	94.5	60.3	86.0	+0.3	-3.6	—
Tm	8.8	22.2	13.3	0.169	88.0	47.2	67.6	—	—	-1.8
β Yb	26.3	—	26.3	0.385	—	—	25.0	—	—	+3.77
Lu	4.8	20.0	9.9	0.164	76.6	34.7	58.2	+0.45	-2.6	-0.535

Note: For additional information, see Beaudry, B. J., and Gschneidner, K. A., Jr., in *Handbook on the Physics and Chemistry of Rare Earths*, Vol. 1, Gschneidner, K. A., Jr., and Eyring, L., Eds., North-Holland Physics, Amsterdam, 1978, 173; McEwen, K. A., in *Handbook on the Physics and Chemistry of Rare Earths*, Vol. 1, Gschneidner, K. A., Jr., and Eyring, L., Eds., North-Holland Physics, Amsterdam, 1978, 411.

^a Calculated from single crystal values.

^b Estimated.

^c At 100 °C.

^d At 77 °C.

TABLE 10. Electronic Specific Heat Constant (γ), Electron–Electron (Coulomb) Coupling Constant (μ^*), Electron–Phonon Coupling Constant (λ), Debye Temperature at 0 K (θ_D), and Superconducting Transition Temperature

Rare earth metal	γ (mJ/mol·K ²)	μ^*	λ	θ_D /K from		Superconducting temperature (K)
				Heat capacity	Elastic constants	
α Sc	10.334	0.16	0.30	345.3	—	0.050 ^a
α Y	7.878	0.15	0.30	244.4	258	1.3 ^b
α La	9.45	0.08	0.76	150	154	5.10
β La	11.5	—	—	140	—	6.00
α Ce	12.8	—	—	179	—	0.022 ^c
α Pr	20	—	1.07 ^d	155 ^e	153	—
α Nd	f	—	0.86 ^d	157 ^e	163	—
α Pm	—	—	—	159 ^e	—	—
α Sm	8.1 \pm 1.5 ^g	—	0.81 ^d	162 ^{e,f}	169	—
Eu	f	—	—	f	118	—
α Gd	4.48	—	0.30	169	182	—
α' Tb	3.71	—	0.34 ^d	169.6	177	—
α' Dy	4.9	—	0.32 ^d	192	183	—
Ho	2.1	—	0.30 ^d	175 ^e	190	—
Er	8.7	—	0.33 ^d	176.9	188	—
Tm	f	—	0.36 ^d	179 ^e	200	—
α Yb	3.30	—	—	117.6	118	—
β Yb	8.36	—	—	109	—	—
Lu	8.194	0.14	0.31	183.2	185	0.022 ^h

Note: For additional information, see Sundström, L. J., in *Handbook on the Physics and Chemistry of Rare Earths*, Vol. 1, Gschneidner, K. A., Jr., and Eyring, L., Eds., North-Holland Physics, Amsterdam, 1978, 379; Scott, T., in *Handbook on the Physics and Chemistry of Rare Earths*, Vol. 1, Gschneidner, K. A., Jr., and Eyring, L., Eds., North-Holland Physics, Amsterdam, 1978, 591; Probst, C., and Wittig, J., in *Handbook on the Physics and Chemistry of Rare Earths*, Vol. 1, Gschneidner, K. A., Jr., and Eyring, L., Eds., North-Holland Physics, Amsterdam, 1978, 749; Tsang, T.-W. E., Gschneidner, K. A., Jr., Schmidt, F. A., and Thome, D. K., *Phys. Rev. B* 31, 235, 1985; Collocott, S. J., Hill, R. W., and Stewart, A. M., *J. Phys. F* 18, L223, 1988; Hill, R. W., and Gschneidner, K. A., Jr., *J. Phys. F* 18, 2545, 1988; Skriver, H. L., and Mertig, I., *Phys. Rev. B* 41, 6553, 1990; Collocott, S. J., and Stewart, A. M., *J. Phys.: Condens. Matter* 4, 6743, 1992; Pecharsky, V. K., Gschneidner, K. A., Jr., and Fort, D., *Phys. Rev. B* 47, 5063, 1993.

^a At 18.6 GPa.

^b At 11 GPa.

^c At 2.2 GPa.

^d Calculated value.

^e Estimated.

^f Heat capacity results have been reported, but the resultant γ and θ_D values are unreliable because of the presence of impurities and/or there was no reliable procedure or model to correct for the magnetic contribution to the heat capacity.

^g Based on the values reported for the purer Sm sample (IV).

^h At 4.5 GPa.

TABLE 11. Room Temperature Elastic Moduli and Mechanical Properties

Rare earth metal	Elastic moduli (GPa)				Mechanical properties (MPa)				
	Young's (elastic) modulus	Shear modulus	Bulk modulus	Poisson's ratio	Yield strength 0.2% offset	Ultimate tensile strength	Uniform elongation (%)	Reduction in area (%)	Recryst. temp. (°C)
Sc	74.4	29.1	56.6	0.279	173 ^a	255 ^a	5.0 ^a	8.0 ^a	550
Y	63.5	25.6	41.2	0.243	42	129	34.0	—	550
α La	36.6	14.3	27.9	0.280	126 ^a	130	7.9 ^a	—	300
β Ce	—	—	—	—	86	138	—	24.0	—
γ Ce	33.6	13.5	21.5	0.24	28	117	22.0	30.0	325
α Pr	37.3	14.8	28.8	0.281	73	147	15.4	67.0	400
α Nd	41.4	16.3	31.8	0.281	71	164	25.0	72.0	400
α Pm	46 ^b	18 ^b	33 ^b	0.28 ^b	—	—	—	—	400 ^b
α Sm	49.7	19.5	37.8	0.274	68	156	17.0	29.5	440
Eu	18.2	7.9	8.3	0.152	—	—	—	—	300
α Gd	54.8	21.8	37.9	0.259	15	118	37.0	56.0	500
α Tb	55.7	22.1	38.7	0.261	—	—	—	—	500
α Dy	61.4	24.7	40.5	0.247	43	139	30.0	30.0	550
Ho	64.8	26.3	40.2	0.231	—	—	—	—	520
Er	69.9	28.3	44.4	0.237	60	136	11.5	11.9	520
Tm	74.0	30.5	44.5	0.213	—	—	—	—	600
β Yb	23.9	9.9	30.5	0.207	7	58	43.0	92.0	300
Lu	68.6	27.2	47.6	0.261	—	—	—	—	600

Note: For additional information, see Scott, T., in *Handbook on the Physics and Chemistry of Rare Earths*, Vol. 1, Gschneidner, K. A., Jr., and Eyring, L., Eds., North-Holland Physics, Amsterdam, 1978, 591.

^a Value is questionable.

^b Estimated.

TABLE 12. Liquid Metal Properties near the Melting Point

Rare earth metal	Density (g/cm ³)	Surface tension (N/m)	Viscosity (centipoise)	Heat capacity (J/mol K)	Thermal conductivity (W/cm K)	Magnetic susceptibility $\chi \times 10^4$ (emu/mol)	Electrical resistivity ($\mu\Omega\cdot\text{cm}$)	ΔV (l→s) ^a (%)	Spectral emittance at $\lambda = 645 \text{ nm}$	
									ϵ (%)	Temp. range (°C)
Sc	2.80	0.954	—	44.2 ^b	—	—	—	—	—	—
Y	4.24	0.871	—	43.1	—	—	—	—	36.8	1522–1647
La	5.96	0.718	2.65	34.3	0.238	1.20	133	–0.6	25.4	920–1287
Ce	6.68	0.706	3.20	37.7	0.210	9.37	130	+1.1	32.2	877–1547
Pr	6.59	0.707	2.85	43.0	0.251	17.3	139	–0.02	28.4	931–1537
Nd	6.72	0.687	—	48.8	0.195	18.7	151	–0.9	39.4	1021–1567
Pm	6.9 ^b	0.680 ^b	—	50 ^b	—	—	160 ^b	—	—	—
Sm	7.16	0.431	—	50.2 ^b	—	18.3	182	–3.6	43.7	1075
Eu	4.87	0.264	—	38.1	—	97	242	–4.8	—	—
Gd	7.4	0.664	—	37.2	0.149	67	195	–2.0	34.2	1313–1600
Tb	7.65	0.669	—	46.5	—	82	193	–3.1	—	—
Dy	8.2	0.648	—	49.9	0.187	95	210	–4.5	29.7	1412–1437
Ho	8.34	0.650	—	43.9	—	88	221	–7.4	—	—
Er	8.6	0.637	—	38.7	—	69	226	–9.0	37.2	1529–1587
Tm	9.0 ^b	—	—	41.4	—	41	235 ^b	–6.9	—	—
Yb	6.21	0.320	2.67	36.8	—	—	113	–5.1	—	—
Lu	9.3	0.940	—	47.9 ^b	—	—	224	–3.6	—	—

Note: For additional information, see Van Zytveld, J., in *Handbook on the Physics and Chemistry of Rare Earths*, Vol. 12, Gschneidner, K.A., Jr. and Eyring, L., Eds., North-Holland Physics, Amsterdam, 1989, 357; Stretz, L.A. and Bautista, R.G., in *Temperature, Its Measurement and Control in Science and Industry*, Vol. 4, part I, H.H. Plumb, Ed., Instrument Society of America, Pittsburgh, 1972, 489; King, T.S., Baria, D.N., and Bautista, R.G., *Met. Trans. B*, 7, 411, 1976; Baria, D.N., King, T.S., and Bautista, R.G., *Met. Trans. B*, 7, 577, 1976.

^a Volume change on freezing.

^b Estimated.

TABLE 13. Ionization Potentials (Electronvolts)

Rare earth	I Neutral atom	II Singly ionized	III Doubly ionized	IV Triply ionized	V Quadrupty ionized
Sc	6.56144	12.79967	24.75666	73.4894	91.65
Y	6.217	12.24	20.52	60.597	77.0
La	5.5770	11.060	19.1773	49.95	61.6
Ce	5.5387	10.85	20.198	36.758	65.55
Pr	5.464	10.55	21.624	38.98	57.53
Nd	5.5250	10.73	22.1	40.41	—
Pm	5.554	10.90	22.3	41.1	—
Sm	5.6437	11.07	23.4	41.4	—
Eu	5.6704	11.241	24.92	42.7	—
Gd	6.1500	12.09	20.63	44.0	—
Tb	5.8639	11.52	21.91	39.79	—
Dy	5.9389	11.67	22.8	41.47	—
Ho	6.0216	11.80	22.84	42.5	—
Er	6.1078	11.93	22.74	42.7	—
Tm	6.18431	12.05	23.68	42.7	—
Yb	6.25416	12.1761	25.05	43.56	—
Lu	5.42585	13.9	20.9594	45.25	66.8

Note: For references, see the table "Ionization Potentials of Atoms and Atomic Ions" in Section 10.

TABLE 14. Effective Ionic Radii (Å)^a

Rare earth ion	R^{2+}		R^{3+}			R^{4+}	
	CN = 6	CN = 8	CN = 6	CN = 8	CN = 12	CN = 6	CN = 8
Sc	—	—	0.745	0.87	1.116	—	—
Y	—	—	0.900	1.015	1.220	—	—
La	—	—	1.045	1.18	1.320	—	—
Ce	—	—	1.010	1.14	1.290	0.80	0.97
Pr	—	—	0.997	1.14	1.286	0.78	0.96
Nd	—	—	0.983	1.12	1.276	—	—
Pm	—	—	0.97	1.10	1.267	—	—
Sm	1.19	1.27	0.958	1.09	1.260	—	—
Eu	1.17	1.25	0.947	1.07	1.252	—	—
Gd	—	—	0.938	1.06	1.246	—	—
Tb	—	—	0.923	1.04	1.236	0.76	0.88
Dy	—	—	0.912	1.03	1.228	—	—
Ho	—	—	0.901	1.02	1.221	—	—
Er	—	—	0.890	1.00	1.214	—	—
Tm	—	—	0.880	0.99	1.207	—	—
Yb	1.00	1.07	0.868	0.98	1.199	—	—
Lu	—	—	0.861	0.97	1.194	—	—

Note: For additional information, see Shannon, R.D. and Prewitt, C.T., *Acta Cryst.*, 25, 925, 1969 and Shannon, R.D. and Prewitt, C.T., *Acta Cryst.*, 26, 1046, 1970.

^a Radius of O²⁻ is 1.40 Å for a coordination number (CN) of 6.

MELTING, BOILING, TRIPLE, AND CRITICAL POINTS OF THE ELEMENTS

This table summarizes the significant points on the phase diagrams for the elements. When reliable data are available, values are given for the solid-liquid-gas triple-point temperature t_{tp} and pressure p_{tp} ; normal melting point at 101.325 kPa pressure t_{m} ; normal boiling point t_{b} ; and critical temperature t_{c} and pressure p_{c} . All temperatures are on the ITS-90 scale.

An “sp” notation in the boiling point column indicates a sublimation point, where the vapor pressure of the solid phase reaches 101.325 kPa (1 atm). Transition temperatures between allotropic forms are included for several elements. The notation “tr” in the melting point column indicates the temperature of the transition to the crystalline form immediately below that entry. An asterisk* indicates an extrapolated or estimated value.

The major data sources are listed below.

References

1. “The International Temperature Scale of 1990”, *Metrologia* 27, 3, 1990; errata in *Metrologia* 27, 107, 1990.
2. Bedford, R. E., Bonnier, G., Maas, H., and Pavese, F., *Metrologia* 33, 133, 1996.

3. Lemmon, E. W., Huber, M. L., and McLinden, M. O., NIST Standard Reference Database 23: Reference Fluid Thermodynamic and Transport Properties-REFPROP, Version 9.0, National Institute of Standards and Technology, Standard Reference Data Program, Gaithersburg, MD, 2007 (www.nist.gov/nist23.cfm). [Ar, F, H, He, Kr, N, Ne, O, Xe]
4. Dinsdale, A.T., “SGTE Data for Pure Elements”, *CALPHAD* 15, 317-425, 1991.
5. Landolt-Börnstein, *Numerical Data and Functional Relationships in Science and Technology, New Series*, IV/19A, “Thermodynamic Properties of Inorganic Materials compiled by SGTE”, Springer-Verlag, Heidelberg; Part 1, 1999.
6. Chase, M. W., *NIST-JANAF Thermochemical Tables, Fourth Edition*, *J. Phys. Chem. Ref. Data*, Monograph No. 9, 1998.
7. Gurvich, L. V., Veyts, I. V., and Alcock, C. B., *Thermodynamic Properties of Individual Substances, Fourth Edition*, Hemisphere Publishing Corp., New York, 1989.
8. Greenwood, N. N., and Earnshaw, A., *Chemistry of the Elements, Second Edition*, Butterworth-Heinemann, Oxford, 1997.
9. Hultgren, R. R., *Selected Values of Thermodynamic Properties of the Elements*, American Society of Metals, 1973.
10. Geiger, F., Busse, C. A., and Loehrke, R. L., *Int. J. Thermophys.* 8, 425, 1987. [Boiling points of In, Ag, Ga, Cu, Sn, and Au]
11. Velasco, S., Roman, F. L., White, J. A., and Mulero, A., *Fluid Phase Equilib.* 244, 11, 2006. [Critical temperatures of Ag, Be, Bi, Ge, Fe, Mn, Te]
12. Gustafson, P., *Carbon* 24, 169, 1986. [Graphite and diamond]
13. Michels, A., and Prins, C., *Physica* 28, 101, 1962. [Triple point of Ar, Kr, Xe]

Element	Symbol	$t_{\text{tp}}/^{\circ}\text{C}$	p_{tp}/MPa	$t_{\text{m}}/^{\circ}\text{C}$	$t_{\text{b}}/^{\circ}\text{C}$	$t_{\text{c}}/^{\circ}\text{C}$	p_{c}/MPa
Actinium	Ac			1050	3200*		
Aluminum	Al			660.323	2519	6427*	
Americium	Am			1176	2011*		
Antimony (gray)	Sb			630.628	1587		
Argon	Ar	-189.3442	0.06889	-189.34	-185.848	-122.463	4.863
Arsenic (gray)	As	817	3.70	817	616 sp	1400	22.3
Astatine	At			302*			
Barium	Ba			727	1845*		
Berkelium (β form)	Bk			986			
Beryllium	Be			1287	2468	4932*	
Bismuth	Bi			271.406	1564	4347*	
Boron	B			2077	4000		
Bromine	Br ₂	-7.25	0.0058	-7.2	58.8	315	10.34
Cadmium	Cd			321.069	767		
Calcium	Ca			842	1484		
Californium	Cf			900			
Carbon (graphite)	C	4489	10.3		3825 sp		
Carbon (diamond)	C			4440 (12.4 GPa) ^a			
Cerium	Ce			799	3443		
Cesium	Cs			28.5	671	1665	9.4
Chlorine	Cl ₂			-101.5	-34.04	143.8	7.991
Chromium	Cr			1907	2671		
Cobalt	Co			1495	2927		
Copper	Cu			1084.62	2560		
Curium	Cm			1345			
Dysprosium	Dy			1412	2567		
Einsteinium	Es			860			
Erbium	Er			1529	2868		
Europium	Eu			822	1529		
Fermium	Fm			1527			
Fluorine	F ₂	-219.67	0.09	-219.67	-188.11	-128.74	5.1724
Francium	Fr			21			
Gadolinium	Gd			1313	3273		

Element	Symbol	$t_p/^{\circ}\text{C}$	p_p/MPa	$t_m/^{\circ}\text{C}$	$t_b/^{\circ}\text{C}$	$t_c/^{\circ}\text{C}$	p_c/MPa
Gallium	Ga	29.7666		29.7646	2229		
Germanium	Ge			938.25	2833	9529*	
Gold	Au			1064.18	2836		
Hafnium	Hf			2233	4600		
Helium	He	-270.973	0.005043		-268.928	-267.9547	0.22746
Holmium	Ho			1472	2700		
Hydrogen	H ₂	-259.3467	0.007041	-259.16	-252.879	-240.212	1.2858
Indium	In	156.5936		156.60	2027		
Iodine	I ₂	113.6	0.01211	113.7	184.4	546	
Iridium	Ir			2446	4428		
Iron	Fe			1538	2861	9067*	
Krypton	Kr	-157.375	0.07353	-157.37	-153.415	-63.67	5.525
Lanthanum	La			920	3464		
Lawrencium	Lr			1627			
Lead	Pb			327.462	1749		
Lithium	Li			180.50	1342	2950*	67*
Lutetium	Lu			1663	3402		
Magnesium	Mg			650	1090		
Manganese	Mn			1246	2061	4052*	
Mendelevium	Md			827			
Mercury	Hg	-38.8344		-38.8290	356.619	1491	167
Molybdenum	Mo			2622	4639		
Neodymium	Nd			1016	3074		
Neon	Ne	-248.594	0.04337	-248.59	-246.046	-228.6582	2.6786
Neptunium	Np			644	3902*		
Nickel	Ni			1455	2913		
Niobium	Nb			2477	4741		
Nitrogen	N ₂	-209.999	0.01252	-210.0	-195.795	-146.958	3.3958
Nobelium	No			827			
Osmium	Os			3033	5008		
Oxygen	O ₂	-218.789	0.0001463	-218.79	-182.962	-118.569	5.043
Palladium	Pd			1554.8	2963		
Phosphorus (white)	P			44.15	280.5	721	
Phosphorus (red)	P			579.2	431 sp	721	
Platinum	Pt			1768.2	3825		
Plutonium	Pu			640	3228		
Polonium	Po			254	962		
Potassium	K			63.5	759	1950*	16*
Praseodymium	Pr			931	3520		
Promethium	Pm			1042	3000*		
Protactinium	Pa			1572			
Radium	Ra			696			
Radon	Rn			-71	-61.7	104	6.28
Rhenium	Re			3185	5590		
Rhodium	Rh			1963	3695		
Rubidium	Rb	39.26		39.30	688	1820*	16*
Ruthenium	Ru			2333	4147		
Samarium	Sm			1072	1794		
Scandium	Sc			1541	2836		
Selenium (vitreous)	Se			180 tr	685	1493	
Selenium (gray)	Se			220.8	685	1493	27.2
Silicon	Si			1414	3265		
Silver	Ag			961.78	2162	6137*	
Sodium	Na			97.794	882.940	2300*	35*
Strontium	Sr			777	1377		
Sulfur (rhombic)	S			95.2 tr	444.61	1041	20.7
Sulfur (monoclinic)	S			115.21	444.61	1041	
Tantalum	Ta			3017	5455		
Technetium	Tc			2157	4262		
Tellurium	Te			449.51	988	2056*	
Terbium	Tb			1359	3230		

Element	Symbol	$t_p/^{\circ}\text{C}$	p_{tp}/MPa	$t_m/^{\circ}\text{C}$	$t_b/^{\circ}\text{C}$	$t_c/^{\circ}\text{C}$	p_c/MPa
Thallium	Tl			304	1473		
Thorium	Th			1750	4785		
Thulium	Tm			1545	1950		
Tin (gray)	Sn			13.2 tr	2586		
Tin (white)	Sn			231.928	2586		
Titanium	Ti			1670	3287		
Tungsten	W			3414	5555		
Uranium	U			1135	4131		
Vanadium	V			1910	3407		
Xenon	Xe	-111.745	0.08177	-111.75	-108.099	16.583	5.842
Ytterbium	Yb			824	1196		
Yttrium	Y			1522	3345		
Zinc	Zn			419.527	907		
Zirconium	Zr			1854	4406		

* Extrapolated or estimated value

^a This is the estimated diamond-graphite-liquid carbon triple point (Ref. 12).

HEAT CAPACITY OF THE ELEMENTS AT 25 °C

This table gives the specific heat capacity (c_p) in J/g K and the molar heat capacity (C_p) in J/mol K at a temperature of 25 °C and

a pressure of 100 kPa (1 bar or 0.987 standard atmospheres) for all the elements for which reliable data are available.

Name	c_p J/g K	C_p J/mol K
Actinium	0.120	27.2
Aluminum	0.897	24.20
Antimony	0.207	25.23
Argon	0.520	20.786
Arsenic	0.329	24.64
Barium	0.204	28.07
Beryllium	1.825	16.443
Bismuth	0.122	25.52
Boron	1.026	11.087
Bromine (Br ₂)	0.474	75.69
Cadmium	0.232	26.020
Calcium	0.647	25.929
Carbon (graphite)	0.709	8.517
Cerium	0.192	26.94
Cesium	0.242	32.210
Chlorine (Cl ₂)	0.479	33.949
Chromium	0.449	23.35
Cobalt	0.421	24.81
Copper	0.385	24.440
Dysprosium	0.173	28.16
Erbium	0.168	28.12
Europium	0.182	27.66
Fluorine (F ₂)	0.824	31.304
Gadolinium	0.236	37.03
Gallium	0.373	26.03
Germanium	0.320	23.222
Gold	0.129	25.418
Hafnium	0.144	25.73
Helium	5.193	20.786
Holmium	0.165	27.15
Hydrogen (H ₂)	14.304	28.836
Indium	0.233	26.74
Iodine (I ₂)	0.214	54.43
Iridium	0.131	25.10
Iron	0.449	25.10
Krypton	0.248	20.786
Lanthanum	0.195	27.11
Lead	0.130	26.84
Lithium	3.582	24.860
Lutetium	0.154	26.86
Magnesium	1.023	24.869
Manganese	0.479	26.32
Mercury	0.140	27.983

Name	c_p J/g K	C_p J/mol K
Molybdenum	0.251	24.06
Neodymium	0.190	27.45
Neon	1.030	20.786
Nickel	0.444	26.07
Niobium	0.265	24.60
Nitrogen (N ₂)	1.040	29.124
Osmium	0.130	24.7
Oxygen (O ₂)	0.918	29.378
Palladium	0.246	25.98
Phosphorus (white)	0.769	23.824
Platinum	0.133	25.86
Potassium	0.757	29.600
Praseodymium	0.193	27.20
Radon	0.094	20.786
Rhenium	0.137	25.48
Rhodium	0.243	24.98
Rubidium	0.363	31.060
Ruthenium	0.238	24.06
Samarium	0.197	29.54
Scandium	0.568	25.52
Selenium	0.321	25.363
Silicon	0.712	19.99
Silver	0.235	25.350
Sodium	1.228	28.230
Strontium	0.306	26.79
Sulfur (rhombic)	0.708	22.70
Tantalum	0.140	25.36
Tellurium	0.202	25.73
Terbium	0.182	28.91
Thallium	0.129	26.32
Thorium	0.118	27.32
Thulium	0.160	27.03
Tin (white)	0.227	26.99
Titanium	0.523	25.060
Tungsten	0.132	24.27
Uranium	0.116	27.665
Vanadium	0.489	24.89
Xenon	0.158	20.786
Ytterbium	0.155	26.74
Yttrium	0.298	26.53
Zinc	0.388	25.390
Zirconium	0.278	25.36

VAPOR PRESSURE OF THE METALLIC ELEMENTS — EQUATIONS

C. B. Alcock

This table gives coefficients in an equation for the vapor pressure of 65 metallic elements in both the solid and liquid states. Vapor pressures in the range 10^{-10} to 10^2 Pa (10^{-15} to 10^{-3} atm) are covered. The equation is:

$$\text{for } p \text{ in atmospheres: } \log(p/\text{atm}) = A + BT^{-1} + C\log T + DT^{-3}$$

$$\text{for } p \text{ in pascals: } \log(p/\text{Pa}) = 5.006 + A + BT^{-1} + C\log T + DT^{-3}$$

$$\text{for } p \text{ in torr (mmHg): } \log(p/\text{torr}) = 2.881 + A + BT^{-1} + C\log T + DT^{-3}$$

where T is the temperature in K.

This equation reproduces the observed vapor pressures to an accuracy of 5% or better. The metals are listed alphabetically by name, and the melting point is included.

The table following this one gives values of the vapor pressure at several temperatures in the 400 K to 2400 K range, as calculated from these equations.

Reprinted with permission of the publisher, Pergamon Press.

Reference

Alcock, C. B., Itkin, V. P., and Horrigan, M. K., *Canadian Metallurgical Quarterly*, 23, 309, 1984.

Element	Phase	A	B	C	D	Range/K	mp/K
Aluminum	Solid	9.459	-17342	-0.7927		298-mp	933
Aluminum	Liquid	5.911	-16211			mp-1800	
Americium	Solid	11.311	-15059	-1.3449		298-mp	1449
Barium	Solid	12.405	-9690	-2.2890		298-mp	1000
Barium	Liquid	4.007	-8163			mp-1200	
Beryllium	Solid	8.042	-17020	-0.4440		298-mp	1560
Beryllium	Liquid	5.786	-15731			mp-1800	
Cadmium	Solid	5.939	-5799			298-mp	594
Cadmium	Liquid	5.242	-5392			mp-650	
Calcium	Solid	10.127	-9517	-1.4030		298-mp	1115
Cerium	Solid	6.139	-21752			298-mp	1071
Cerium	Liquid	5.611	-21200			mp-2450	
Cesium	Solid	4.711	-3999			298-mp	302
Cesium	Liquid	4.165	-3830			mp-550	
Chromium	Solid	6.800	-20733	0.4391	-0.4094	298-2000	2180
Cobalt	Solid	10.976	-22576	-1.0280		298-mp	1768
Cobalt	Liquid	6.488	-20578			mp-2150	
Copper	Solid	9.123	-17748	-0.7317		298-mp	1358
Copper	Liquid	5.849	-16415			mp-1850	
Curium	Solid	8.369	-20364	-0.5770		298-mp	1618
Curium	Liquid	5.223	-18292			mp-2200	
Dysprosium	Solid	9.579	-15336	-1.1114		298-mp	1685
Erbium	Solid	9.916	-16642	-1.2154		298-mp	1802
Erbium	Liquid	4.668	-14380			mp-1900	
Europium	Solid	9.240	-9459	-1.1661		298-mp	1095
Gadolinium	Solid	8.344	-20861	-0.5775		298-mp	1586
Gadolinium	Liquid	5.557	-19389			mp-2250	
Gallium	Solid	6.657	-14208			298-mp	303
Gallium	Liquid	6.754	-13984	-0.3413		mp-1600	
Gold	Solid	9.152	-19343	-0.7479		298-mp	1337
Gold	Liquid	5.832	-18024			mp-2050	
Hafnium	Solid	9.445	-32482	-0.6735		298-mp	2506
Holmium	Solid	9.785	-15899	-1.1753		298-mp	1747
Indium	Solid	5.991	-12548			298-mp	430
Indium	Liquid	5.374	-12276			mp-1500	
Iridium	Solid	10.506	-35099	-0.7500		298-2500	2719
Iron	Solid	7.100	-21723	0.4536	-0.5846	298-mp	1811
Iron	Liquid	6.347	-19574			mp-2100	
Lanthanum	Solid	7.463	-22551	-0.3142		298-mp	1191
Lanthanum	Liquid	5.911	-21855			mp-2450	
Lead	Solid	5.643	-10143			298-mp	600
Lead	Liquid	4.911	-9701			mp-1200	
Lithium	Solid	5.667	-8310			298-mp	454
Lithium	Liquid	5.055	-8023			mp-1000	
Lutetium	Solid	8.793	-22423	-0.6200		298-mp	1936
Lutetium	Liquid	5.648	-20302			mp-2350	

Element	Phase	A	B	C	D	Range/K	mp/K
Magnesium	Solid	8.489	-7813	-0.8253		298-mp	923
Manganese	Solid	12.805	-15097	-1.7896		298-mp	1519
Mercury	Liquid	5.116	-3190			298-400	234
Molybdenum	Solid	11.529	-34626	-1.1331		298-2500	2895
Neodymium	Solid	8.996	-17264	-0.9519		298-mp	1294
Neodymium	Liquid	4.912	-15824			mp-2000	
Neptunium	Solid	19.643	-24886	-3.9991		298-mp	917
Neptunium	Liquid	10.076	-23378	-1.3250		mp-2500	
Nickel	Solid	10.557	-22606	-0.8717		298-mp	1728
Nickel	Liquid	6.666	-20765			mp-2150	
Niobium	Solid	8.882	-37818	-0.2575		298-2500	2750
Osmium	Solid	9.419	-41198	-0.3896		298-2500	3306
Palladium	Solid	9.502	-19813	-0.9258		298-mp	1828
Palladium	Liquid	5.426	-17899			mp-2100	
Platinum	Solid	4.882	-29387	1.1039	-0.4527	298-mp	2041
Platinum	Liquid	6.386	-26856			mp-2500	
Plutonium	Solid	26.160	-19162	-6.6675		298-600	913
Plutonium	Solid	18.858	-18460	-4.4720		500-mp	
Plutonium	Liquid	3.666	-16658			mp-2450	
Potassium	Solid	4.961	-4646			298-mp	337
Potassium	Liquid	4.402	-4453			mp-600	
Praseodymium	Solid	8.859	-18720	-0.9512		298-mp	1204
Praseodymium	Liquid	4.772	-17315			mp-2200	
Protactinium	Solid	10.552	-34869	-1.0075		298-mp	1845
Protactinium	Liquid	6.177	-32874			mp-2500	
Rhenium	Solid	11.543	-40726	-1.1629		298-2500	3459
Rhodium	Solid	10.168	-29010	-0.7068		298-mp	2236
Rhodium	Liquid	6.802	-26792			mp-2500	
Rubidium	Solid	4.857	-4215			298-mp	312
Rubidium	Liquid	4.312	-4040			mp-550	
Ruthenium	Solid	9.755	-34154	-0.4723		298-mp	2606
Samarium	Solid	9.988	-11034	-1.3287		298-mp	1347
Scandium	Solid	6.650	-19721	0.2885	-0.3663	298-mp	1814
Scandium	Liquid	5.795	-17681			mp-2000	
Silver	Solid	9.127	-14999	-0.7845		298-mp	1235
Silver	Liquid	5.752	-13827			mp-1600	
Sodium	Solid	5.298	-5603			298-mp	371
Sodium	Liquid	4.704	-5377			mp-700	
Strontium	Solid	9.226	-8572	-1.1926		298-mp	1050
Tantalum	Solid	16.807	-41346	-3.2152	0.7437	298-2500	3280
Terbium	Solid	9.510	-20457	-0.9247		298-mp	1629
Terbium	Liquid	5.411	-18639			mp-2200	
Thallium	Solid	5.971	-9447			298-mp	577
Thallium	Liquid	5.259	-9037			mp-1100	
Thorium	Solid	8.668	-31483	-0.5288		298-mp	2023
Thorium	Liquid	-18.453	-24569	6.6473		mp-2500	
Thulium	Solid	8.882	-12270	-0.9564		298-1400	1818
Tin	Solid	6.036	-15710			298-mp	505
Tin	Liquid	5.262	-15332			mp-1850	
Titanium	Solid	11.925	-24991	-1.3376		298-mp	1943
Titanium	Liquid	6.358	-22747			mp-2400	
Tungsten	Solid	2.945	-44094	1.3677		298-2350	3687
Tungsten	Solid	54.527	-57687	-12.2231		2200-2500	
Uranium	Solid	0.770	-27729	2.6982	-1.5471	298-mp	1408
Uranium	Liquid	20.735	-28776	-4.0962		mp-2500	
Vanadium	Solid	9.744	-27132	-0.5501		298-mp	2183
Vanadium	Liquid	6.929	-25011			mp-2500	
Ytterbium	Solid	9.111	-8111	-1.0849		298-900	1092
Yttrium	Solid	9.735	-22306	-0.8705		298-mp	1795
Yttrium	Liquid	5.795	-20341			mp-2300	
Zinc	Solid	6.102	-6776			298-mp	693
Zinc	Liquid	5.378	-6286			mp-750	
Zirconium	Solid	10.008	-31512	-0.7890		298-m.p	2127
Zirconium	Liquid	6.806	-30295			mp-2500	

VAPOR PRESSURE OF THE METALLIC ELEMENTS — DATA

The following values of the vapor pressure of metallic elements are given in pascals. For conversion, note that 1 Pa = 7.50 μmHg = 9.87·10⁻⁶ atm.

Metal	mp/K	Vapor Pressure in Pa										
		400 K	600 K	800 K	1000 K	1200 K	1400 K	1600 K	1800 K	2000 K	2200 K	2400 K
Aluminum	933			3.06×10 ⁻¹⁰	5.08×10 ⁻⁶	0.00256	0.218	6.10	81.4			
Americium	1449			3.88×10 ⁻⁷	0.00167	0.423	21.35					
Barium	1000		7.97×10 ⁻⁶	0.0450	7.11	162						
Beryllium	1560			3.04×10 ⁻¹⁰	4.96×10 ⁻⁶	0.00314	0.312	9.12	113			
Cadmium	594	0.000280	18.2									
Calcium	1115		2.36×10 ⁻⁵	0.146	25.5							
Cerium	1071				2.47×10 ⁻¹¹	8.91×10 ⁻⁸	2.97×10 ⁻⁵	0.00233	0.0691	1.04	9.56	60.8
Cesium	302	0.394										
Chromium	2180				2.45×10 ⁻⁸	7.59×10 ⁻⁵	0.0239	1.80	52.1	774		
Cobalt	1768				2.09×10 ⁻¹⁰	1.00×10 ⁻⁶	0.000419	0.0379	1.15	16.0		
Copper	1358			6.60×10 ⁻¹¹	1.53×10 ⁻⁶	0.00122	0.135	3.94	54.4			
Curium	1618				1.90×10 ⁻⁹	4.24×10 ⁻⁶	0.00103	0.0629	1.17	12.1	82.1	
Dysprosium	1685			1.54×10 ⁻⁸	8.21×10 ⁻⁵	0.0241	1.362	27.5				
Erbium	1802			3.90×10 ⁻¹⁰	4.30×10 ⁻⁶	0.00205	0.163	4.23	52.5			
Europium	1095		1.74×10 ⁻⁵	0.109	19.4							
Gadolinium	1586				5.70×10 ⁻¹⁰	1.54×10 ⁻⁶	0.000429	0.0279	0.618	7.39	56.2	
Gallium	303			1.94×10 ⁻⁷	0.000565	0.114	4.98	84.4				
Gold	1337				3.72×10 ⁻⁸	5.44×10 ⁻⁵	0.00920	0.374	6.68	67.0		
Hafnium	2506						1.35×10 ⁻¹¹	9.81×10 ⁻⁹	1.63×10 ⁻⁶	9.69×10 ⁻⁵	0.00272	0.0437
Holmium	1747			3.20×10 ⁻⁹	2.32×10 ⁻⁵	0.00837	0.546	12.3				
Indium	430		8.31×10 ⁻¹¹	1.08×10 ⁻⁵	0.0127	1.413	40.9					
Iridium	2719							1.48×10 ⁻⁹	3.72×10 ⁻⁷	3.06×10 ⁻⁵	0.00112	0.0225
Iron	1811				5.54×10 ⁻⁹	2.51×10 ⁻⁵	0.0104	0.961	32.7	36.8		
Lanthanum	1191					5.09×10 ⁻⁸	2.02×10 ⁻⁵	0.00181	0.0596	0.976	9.61	64.7
Lead	601		5.54×10 ⁻⁷	0.00618	1.64	68.1						
Lithium	454	7.90×10 ⁻¹¹	0.000489	1.08	109							
Lutetium	1936				3.28×10 ⁻¹¹	1.59×10 ⁻⁷	6.79×10 ⁻⁵	0.00628	0.211	3.18	26.7	
Magnesium	923	6.53×10 ⁻⁹	0.0152	21.5								
Manganese	1519			5.55×10 ⁻⁷	0.00221	0.524	24.9					
Mercury	234	140										
Molybdenum	2895							1.83×10 ⁻⁹	4.07×10 ⁻⁷	3.03×10 ⁻⁵	0.00102	0.0189
Neodymium	1294			4.55×10 ⁻¹¹	7.62×10 ⁻⁷	0.000483	0.0412	1.07	13.4	101		
Neptunium	917					3.31×10 ⁻⁹	1.63×10 ⁻⁶	0.000168	0.00604	0.105	1.06	7.28
Nickel	1728				2.19×10 ⁻¹⁰	1.09×10 ⁻⁶	0.000471	0.0438	1.37	19.5		
Niobium	2750							2.32×10 ⁻¹¹	9.54×10 ⁻⁹	1.17×10 ⁻⁶	5.98×10 ⁻⁵	0.00158
Osmium	3306								1.85×10 ⁻¹⁰	3.46×10 ⁻⁸	2.49×10 ⁻⁶	8.75×10 ⁻⁵
Palladium	1828				8.27×10 ⁻⁹	1.40×10 ⁻⁵	0.00277	0.144	3.07	30.4		
Platinum	2041						2.34×10 ⁻⁸	1.14×10 ⁻⁵	0.00143	0.0689	0.153	1.59
Plutonium	913				1.03×10 ⁻⁸	6.17×10 ⁻⁶	0.000594	0.0182	0.262	2.20	12.6	53.8
Potassium	337	0.0188	96.9									
Praseodymium	1204				1.95×10 ⁻⁸	2.16×10 ⁻⁵	0.00257	0.0904	1.44	13.2	80.8	
Protactinium	1845							3.44×10 ⁻¹⁰	8.06×10 ⁻⁸	5.57×10 ⁻⁶	0.000174	0.00306
Rhenium	3459								1.37×10 ⁻¹⁰	2.22×10 ⁻⁸	1.41×10 ⁻⁶	4.45×10 ⁻⁵
Rhodium	2236						1.69×10 ⁻⁸	5.99×10 ⁻⁶	0.000571	0.0217	0.422	4.41
Rubidium	312	0.165										
Ruthenium	2606							7.96×10 ⁻⁹	1.77×10 ⁻⁶	0.000133	0.00455	0.0858
Samarium	1347		8.17×10 ⁻⁸	0.00221	0.942	51.0						
Scandium	1814				6.31×10 ⁻⁸	0.000129	0.0300	1.80	43.6	91.3		
Silver	1235			1.27×10 ⁻⁷	0.000603	0.165	7.61	131				
Sodium	371	0.000185	5.60									
Strontium	1050	4.99×10 ⁻¹¹	0.000429	1.134	121							
Tantalum	3280									3.36×10 ⁻¹⁰	1.87×10 ⁻⁸	5.21×10 ⁻⁷
Terbium	1629				1.92×10 ⁻⁹	4.18×10 ⁻⁶	0.000988	0.0585	1.15	12.5	88.0	
Thallium	577		1.59×10 ⁻⁵	0.0931	16.9							
Thorium	2023						3.33×10 ⁻¹¹	2.00×10 ⁻⁸	2.89×10 ⁻⁶	0.000154	0.00401	0.0610
Thulium	1818		6.03×10 ⁻¹⁰	5.94×10 ⁻⁵	0.0561	5.22	130					
Tin	505			1.26×10 ⁻⁹	8.62×10 ⁻⁶	0.00310	0.207	4.85	56.3			
Titanium	1943					9.69×10 ⁻⁹	7.44×10 ⁻⁶	0.00106	0.0493	0.978	10.6	76.9
Tungsten	3687									2.62×10 ⁻¹⁰	3.01×10 ⁻⁸	1.59×10 ⁻⁶
Uranium	1408					9.47×10 ⁻¹⁰	2.87×10 ⁻⁶	4.27×10 ⁻⁶	0.000263	0.00678	0.0933	0.803
Vanadium	2183					2.79×10 ⁻¹⁰	4.35×10 ⁻⁷	0.000107	0.00769	0.233	3.68	32.6
Ytterbium	1092	1.03×10 ⁻⁹	0.00384	6.74								
Yttrium	1795				6.66×10 ⁻¹¹	2.96×10 ⁻⁷	0.000117	0.0102	0.316	4.27	35.9	
Zinc	693	1.47×10 ⁻⁶	0.653									
Zirconium	2127						1.05×10 ⁻¹⁰	6.17×10 ⁻⁸	8.68×10 ⁻⁶	0.000450	0.0110	0.155

DENSITY OF MOLTEN ELEMENTS AND REPRESENTATIVE SALTS

This table lists the liquid density at the melting point, ρ_m , for elements that are solid at room temperature, as well as for some representative salts of these elements. Densities at higher temperatures (up to the t_{\max} given in the last column) may be estimated from the equation

$$\rho(t) = \rho_m - k(t - t_m)$$

where t_m is the melting point and k is given in the fifth column of the table. If a value of t_{\max} is not given, the equation should not be used to extrapolate more than about 20 °C beyond the melting point.

Data for the elements were selected from the primary literature; the assistance of Gernot Lang in compiling these data is gratefully acknowledged. The molten salt data were derived from Reference 1.

References

1. Janz, G. J., Thermodynamic and Transport Properties of Molten Salts: Correlation Equations for Critically Evaluated Density, Surface Tension, Electrical Conductance, and Viscosity Data, *J. Phys. Chem. Ref. Data*, 17, Suppl. 2, 1988.
2. Nasch, P. M., and Steinemann, S. G., *Phys. Chem. Liq.*, 29, 43, 1995.
3. Assael, M. J., Kakosimos, K., Banish, R. M., Brillo, J., Egry, I., Brooks, R., Quessted, P. N., Mills, K. C., Nagashima, A., Sato, Y., and Wakeham, W. A., *J. Phys. Chem. Ref. Data* 35, 285, 2006. [Al, Fe]
4. Assael, M. J., Kalyva, A. E., Antoniadis, K. D., Banish, R. M., Egry, I., Wu, J., Kaschnitz, E., and Wakeham, W. A., *J. Phys. Chem. Ref. Data* 39, 033105-1, 2010. [Cu, Sn]

Formula	Name	$t_m/^\circ\text{C}$	$\rho_m/\text{g cm}^{-3}$	$k/\text{g cm}^{-3} \text{ } ^\circ\text{C}^{-1}$	t_{\max}
Ag	Silver	961.78	9.320	0.0009	1500
AgBr	Silver(I) bromide	430	5.577	0.001035	667
AgCl	Silver(I) chloride	455	4.83	0.00094	627
AgI	Silver(I) iodide	558	5.58	0.00101	802
AgNO ₃	Silver(I) nitrate	210	3.970	0.001098	360
Ag ₂ SO ₄	Silver(I) sulfate	660	4.84	0.001089	770
Al	Aluminum	660.32	2.377	0.000311	917
AlBr ₃	Aluminum bromide	97.5	2.647	0.002435	267
AlCl ₃	Aluminum chloride	192.6	1.302	0.002711	296
AlI ₃	Aluminum iodide	188.32	3.223	0.0025	240
As	Arsenic	817	5.22	0.000544	
Au	Gold	1064.18	17.31	0.001343	1200
B	Boron	2075	2.08		
Ba	Barium	727	3.338	0.000299	1550
BaBr ₂	Barium bromide	857	3.991	0.000924	900
BaCl ₂	Barium chloride	961	3.174	0.000681	1081
BaF ₂	Barium fluoride	1368	4.14	0.000999	1727
BaI ₂	Barium iodide	711	4.26	0.000977	975
Be	Beryllium	1287	1.690	0.00011	
BeCl ₂	Beryllium chloride	415	1.54	0.0011	473
BeF ₂	Beryllium fluoride	552	1.96	0.000015	850
Bi	Bismuth	271.406	10.05	0.00135	800
BiBr ₃	Bismuth bromide	219	4.76	0.002637	927
BiCl ₃	Bismuth chloride	234	3.916	0.0023	350
Ca	Calcium	842	1.378	0.000230	1484
CaBr ₂	Calcium bromide	742	3.111	0.0005	791
CaCl ₂	Calcium chloride	775	2.085	0.000422	950
CaF ₂	Calcium fluoride	1418	2.52	0.000391	2027
CaI ₂	Calcium iodide	783	3.443	0.000751	1028
Cd	Cadmium	321.069	7.996	0.001218	500
CdBr ₂	Cadmium bromide	568	4.075	0.00108	720
CdCl ₂	Cadmium chloride	568	3.392	0.00082	807
CdI ₂	Cadmium iodide	388	4.396	0.001117	700
Ce	Cerium	799	6.55	0.000710	1460
CeCl ₃	Cerium(III) chloride	807	3.25	0.00092	950
CeF ₃	Cerium(III) fluoride	1430	4.659	0.000936	1927
Co	Cobalt	1495	7.75	0.00165	1580
Cr	Chromium	1907	6.3	0.0011	2100
Cs	Cesium	28.44	1.843	0.000556	510
CsBr	Cesium bromide	636	3.133	0.001223	860
CsCl	Cesium chloride	646	2.79	0.001065	906
CsF	Cesium fluoride	703	3.649	0.001282	912
CsI	Cesium iodide	632	3.197	0.001183	907
CsNO ₃	Cesium nitrate	409	2.820	0.001166	491
Cs ₂ SO ₄	Cesium sulfate	1005	3.1	0.00095	1530
Cu	Copper	1084.62	7.997	0.000819	2227
CuCl	Copper(I) chloride	423	3.692	0.00076	585

Formula	Name	$t_m/^\circ\text{C}$	$\rho_m/\text{g cm}^{-3}$	$k/\text{g cm}^{-3} ^\circ\text{C}^{-1}$	t_{max}
Dy	Dysprosium	1411	8.37	0.00143	1540
DyCl ₃	Dysprosium(III) chloride	718	3.62	0.00068	987
Er	Erbium	1529	8.86	0.00157	1700
Eu	Europium	822	5.13	0.0028	980
Fe	Iron	1537.9	7.035	0.000926	2207
FeCl ₂	Iron(II) chloride	677	2.348	0.000555	877
Ga	Gallium	29.7666	6.08	0.00062	400
GaBr ₃	Gallium(III) bromide	123	3.116	0.00246	135
GaCl ₃	Gallium(III) chloride	77.9	2.053	0.002083	141
GaI ₃	Gallium(III) iodide	212	3.630	0.002377	252
Gd	Gadolinium	1314	7.4		
GdCl ₃	Gadolinium(III) chloride	602	3.56	0.000671	1007
GdI ₃	Gadolinium(III) iodide	930	4.12	0.000908	1032
Ge	Germanium	938.25	5.60	0.00055	1600
Hf	Hafnium	2233	12		
HgBr ₂	Mercury(II) bromide	241	5.126	0.003233	319
HgCl ₂	Mercury(II) chloride	277	4.368	0.002862	304
HgI ₂	Mercury(II) iodide	256	5.222	0.003235	354
Ho	Holmium	1472	8.34		
In	Indium	156.60	7.02	0.000836	500
InBr ₃	Indium(III) bromide	420	3.121	0.0015	528
InCl ₃	Indium(III) chloride	583	2.140	0.0021	666
InI ₃	Indium(III) iodide	207	3.820	0.0015	360
Ir	Iridium	2446	19		
K	Potassium	63.38	0.828	0.000232	500
KBr	Potassium bromide	734	2.127	0.000825	930
KCl	Potassium chloride	771	1.527	0.000583	939
KF	Potassium fluoride	858	1.910	0.000651	1037
KI	Potassium iodide	681	2.448	0.000956	904
KNO ₃	Potassium nitrate	334	1.865	0.000723	457
La	Lanthanum	920	5.94	0.00061	1600
LaBr ₃	Lanthanum bromide	788	4.933	0.000096	912
LaCl ₃	Lanthanum chloride	858	3.209	0.000777	973
LaF ₃	Lanthanum fluoride	1493	4.589	0.000682	2177
LaI ₃	Lanthanum iodide	778	4.29	0.001110	907
Li	Lithium	180.5	0.512	0.00052	285
LiBr	Lithium bromide	550	2.528	0.000652	739
LiCl	Lithium chloride	610	1.502	0.000432	781
LiF	Lithium fluoride	848.2	1.81	0.000490	1047
LiI	Lithium iodide	469	3.109	0.000917	667
LiNO ₃	Lithium nitrate	253	1.781	0.000546	441
Li ₂ SO ₄	Lithium sulfate	860	2.003	0.000407	1214
Lu	Lutetium	1663	9.3		
Mg	Magnesium	650	1.584	0.000234	900
MgBr ₂	Magnesium bromide	711	2.62	0.000478	935
MgCl ₂	Magnesium chloride	714	1.68	0.000271	826
MgI ₂	Magnesium iodide	634	3.05	0.000651	888
Mn	Manganese	1246	5.95	0.00105	1590
MnCl ₂	Manganese(II) chloride	650	2.353	0.000437	850
Mo	Molybdenum	2623	9.33		
Na	Sodium	97.794	0.927	0.00023	600
NaBr	Sodium bromide	747	2.342	0.000816	945
Na ₂ CO ₃	Sodium carbonate	856	1.972	0.000448	1004
NaCl	Sodium chloride	800.7	1.556	0.000543	1027
NaF	Sodium fluoride	996	1.948	0.000636	1097
NaI	Sodium iodide	661	2.742	0.000949	912
NaNO ₃	Sodium nitrate	306.5	1.90	0.000715	370
Na ₂ SO ₄	Sodium sulfate	884	2.069	0.000483	1077
Nd	Neodymium	1016	6.89	0.00076	1350
Ni	Nickel	1455	7.81	0.000726	1700
NiCl ₂	Nickel(II) chloride	1031	2.653	0.00066	1057
Os	Osmium	3033	20		
Pb	Lead	327.462	10.66	0.00122	700
PbBr ₂	Lead(II) bromide	371	5.73	0.00165	600
PbCl ₂	Lead(II) chloride	501	4.951	0.0015	710
PbI ₂	Lead(II) iodide	410	5.691	0.001594	697
Pd	Palladium	1554.8	10.38	0.001169	1700

Formula	Name	$t_m/^\circ\text{C}$	$\rho_m/\text{g cm}^{-3}$	$k/\text{g cm}^{-3} \text{ } ^\circ\text{C}^{-1}$	t_{max}
Pr	Praseodymium	931	6.50	0.00093	1460
PrCl ₃	Praseodymium chloride	786	3.23	0.00074	977
Pt	Platinum	1768.2	19.77	0.0024	2200
Pu	Plutonium	640	16.63	0.001419	950
Rb	Rubidium	39.31	1.46	0.000451	800
RbBr	Rubidium bromide	692	2.715	0.001072	907
Rb ₂ CO ₃	Rubidium carbonate	837	2.84	0.000640	1007
RbCl	Rubidium chloride	724	2.248	0.000883	923
RbF	Rubidium fluoride	795	2.87	0.00102	1067
RbI	Rubidium iodide	656	2.904	0.001143	902
RbNO ₃	Rubidium nitrate	310	2.519	0.001068	417
Rb ₂ SO ₄	Rubidium sulfate	1066	2.56	0.000665	1545
Re	Rhenium	3185	18.9		
Rh	Rhodium	1964	10.7	0.000895	2200
Ru	Ruthenium	2334	10.65		
S	Sulfur	115.21	1.819	0.00080	160
Sb	Antimony	630.628	6.53	0.00067	745
SbCl ₃	Antimony(III) chloride	73.4	2.681	0.002293	77
SbCl ₅	Antimony(V) chloride	4	2.37	0.001869	77
SbI ₃	Antimony(III) iodide	171	4.171	0.002483	322
Sc	Scandium	1541	2.80		
Se	Selenium	220.8	3.99		
Si	Silicon	1414	2.57	0.00036	1500
Sm	Samarium	1072	7.16		
Sn	Tin	231.93	6.979	0.000652	1650
SnCl ₂	Tin(II) chloride	247	3.36	0.001253	480
SnCl ₄	Tin(IV) chloride	-33	2.37	0.002687	138
Sr	Strontium	777	6.980		
SrBr ₂	Strontium bromide	657	3.70	0.000745	1004
SrCl ₂	Strontium chloride	874	2.727	0.000578	1037
SrF ₂	Strontium fluoride	1477	3.470	0.000751	1927
SrI ₂	Strontium iodide	538	4.085	0.000885	1026
Ta	Tantalum	3017	15		
TaCl ₅	Tantalum(V) chloride	216.6	2.700	0.004316	457
Tb	Terbium	1359	7.65		
Te	Tellurium	449.51	5.70	0.00035	600
ThCl ₄	Thorium chloride	770	3.363	0.0014	847
ThF ₄	Thorium fluoride	1110	6.058	0.000759	1378
Ti	Titanium	1668	4.11		
TiCl ₄	Titanium(IV) chloride	-25	1.807	0.001735	137
Tl	Thallium	304	11.22	0.00144	600
TlBr	Thallium(I) bromide	460	5.98	0.001755	647
TlCl	Thallium(I) chloride	431	5.628	0.0018	642
TlI	Thallium(I) iodide	441.8	6.15	0.001761	737
TlNO ₃	Thallium(I) nitrate	206	4.91	0.001873	279
Tl ₂ SO ₄	Thallium(I) sulfate	632	5.62	0.00130	927
Tm	Thulium	1545	8.56	0.00050	1675
U	Uranium	1135	17.3		
UCl ₃	Uranium(III) chloride	837	4.84	0.007943	1057
UCl ₄	Uranium(IV) chloride	590	3.572	0.001945	667
UF ₄	Uranium(IV) fluoride	1036	6.485	0.000992	1341
V	Vanadium	1910	5.5		
W	Tungsten	3422	17.6		
Y	Yttrium	1526	4.24		
YCl ₃	Yttrium chloride	721	2.510	0.0005	845
Yb	Ytterbium	824	6.21		
Zn	Zinc	419.53	6.57	0.0011	700
ZnBr ₂	Zinc bromide	402	3.47	0.000959	602
ZnCl ₂	Zinc chloride	290	2.54	0.00053	557
ZnI ₂	Zinc iodide	450	3.878	0.00136	588
ZnSO ₄	Zinc sulfate	680	3.14	0.00047	987
Zr	Zirconium	1854.7	5.8		
ZrCl ₄	Zirconium chloride	437	1.643	0.007464	492

MAGNETIC SUSCEPTIBILITY OF THE ELEMENTS AND INORGANIC COMPOUNDS

When a material is placed in a magnetic field H , a magnetization (magnetic moment per unit volume) M is induced in the material which is related to H by $M = \kappa H$, where κ is called the volume susceptibility. Since H and M have the same dimensions, κ is dimensionless. A more useful parameter is the molar susceptibility χ_m , defined by

$$\chi_m = \kappa V_m = \kappa M / \rho$$

where V_m is the molar volume of the substance, M the molar mass, and ρ the mass density. When the cgs system is used, the customary units for χ_m are $\text{cm}^3 \text{mol}^{-1}$; the corresponding SI units are $\text{m}^3 \text{mol}^{-1}$.

Substances that have no unpaired electron orbital or spin angular momentum generally have negative values of χ_m and are called diamagnetic. Their molar susceptibility varies only slightly with temperature. Substances with unpaired electrons, which are termed paramagnetic, have positive χ_m and show a much stronger temperature dependence, varying roughly as $1/T$. The net susceptibility of a paramagnetic substance is the sum of the paramagnetic and diamagnetic contributions, but the former almost always dominates.

This table gives values of χ_m for the elements and selected inorganic compounds. All values refer to nominal room temperature (285 to 300 K) unless otherwise indicated. When the physical state (s = solid, l = liquid, g = gas, aq = aqueous solution) is not given, the

most common crystalline form is understood. An entry of Ferro. indicates a ferromagnetic substance.

Substances are arranged in alphabetical order by the most common name, except that compounds such as hydrides, oxides, and acids are grouped with the parent element (the same ordering used in the table "Physical Constants of Inorganic Compounds").

In keeping with customary practice, the molar susceptibility is given here in units appropriate to the cgs system. These values should be multiplied by 4π to obtain values for use in SI equations (where the magnetic field strength H has units of A m^{-1}).

References

1. *Landolt-Börnstein, Numerical Data and Functional Relationships in Science and Technology, New Series, II/16, Diamagnetic Susceptibility*, Springer-Verlag, Heidelberg, 1986.
2. *Landolt-Börnstein, Numerical Data and Functional Relationships in Science and Technology, New Series, III/19, Subvolumes a to i2, Magnetic Properties of Metals*, Springer-Verlag, Heidelberg, 1986-1992.
3. *Landolt-Börnstein, Numerical Data and Functional Relationships in Science and Technology, New Series, II/2, II/8, II/10, II/11, and II/12a, Coordination and Organometallic Transition Metal Compounds*, Springer-Verlag, Heidelberg, 1966-1984.
4. *Tables de Constantes et Données Numérique, Volume 7, Relaxation Paramagnetique*, Masson, Paris, 1957.

Name	Formula	$\chi_m / 10^{-6} \text{ cm}^3 \text{ mol}^{-1}$
Aluminum	Al	+16.5
Aluminum trifluoride	AlF ₃	-13.9
Aluminum oxide	Al ₂ O ₃	-37
Aluminum sulfate	Al ₂ (SO ₄) ₃	-93
Ammonia (g)	NH ₃	-16.3
Ammonia (aq)	NH ₃	-18.3
Ammonium acetate	NH ₄ C ₂ H ₃ O ₂	-41.1
Ammonium bromide	NH ₄ Br	-47
Ammonium carbonate	(NH ₄) ₂ CO ₃	-42.5
Ammonium chlorate	NH ₄ ClO ₃	-42.1
Ammonium chloride	NH ₄ Cl	-36.7
Ammonium fluoride	NH ₄ F	-23
Ammonium iodate	NH ₄ IO ₃	-62.3
Ammonium iodide	NH ₄ I	-66
Ammonium nitrate	NH ₄ NO ₃	-33
Ammonium sulfate	(NH ₄) ₂ SO ₄	-67
Ammonium thiocyanate	NH ₄ SCN	-48.1
Antimony	Sb	-99
Stibine (g)	SbH ₃	-34.6
Antimony(III) bromide	SbBr ₃	-111.4
Antimony(III) chloride	SbCl ₃	-86.7
Antimony(III) fluoride	SbF ₃	-46
Antimony(III) iodide	SbI ₃	-147.2
Antimony(III) oxide	Sb ₂ O ₃	-69.4
Antimony(III) sulfide	Sb ₂ S ₃	-86
Antimony(V) chloride	SbCl ₅	-120.5
Argon (g)	Ar	-19.32
Arsenic (gray)	As	-5.6
Arsenic (yellow)	As	-23.2
Arsine (g)	AsH ₃	-35.2

Name	Formula	$\chi_m / 10^{-6} \text{ cm}^3 \text{ mol}^{-1}$
Arsenic(III) bromide	AsBr ₃	-106
Arsenic(III) chloride	AsCl ₃	-72.5
Arsenic(III) iodide	AsI ₃	-142.2
Arsenic(III) oxide	As ₂ O ₃	-30.34
Arsenic(III) sulfide	As ₂ S ₃	-70
Barium	Ba	+20.6
Barium bromide	BaBr ₂	-92
Barium bromide dihydrate	BaBr ₂ ·2H ₂ O	-119.3
Barium carbonate	BaCO ₃	-58.9
Barium chloride	BaCl ₂	-72.6
Barium chloride dihydrate	BaCl ₂ ·2H ₂ O	-100
Barium fluoride	BaF ₂	-51
Barium hydroxide	Ba(OH) ₂	-53.2
Barium iodate	Ba(IO ₃) ₂	-122.5
Barium iodide	BaI ₂	-124.4
Barium iodide dihydrate	BaI ₂ ·2H ₂ O	-163
Barium nitrate	Ba(NO ₃) ₂	-66.5
Barium oxide	BaO	-29.1
Barium peroxide	BaO ₂	-40.6
Barium sulfate	BaSO ₄	-65.8
Beryllium	Be	-9.0
Beryllium chloride	BeCl ₂	-26.5
Beryllium hydroxide	Be(OH) ₂	-23.1
Beryllium oxide	BeO	-11.9
Beryllium sulfate	BeSO ₄	-37
Bismuth	Bi	-280.1
Bismuth tribromide	BiBr ₃	-147
Bismuth trichloride	BiCl ₃	-26.5
Bismuth fluoride	BiF ₃	-61.2
Bismuth hydroxide	Bi(OH) ₃	-65.8

Name	Formula	$\chi_m/10^{-6} \text{ cm}^3 \text{ mol}^{-1}$	Name	Formula	$\chi_m/10^{-6} \text{ cm}^3 \text{ mol}^{-1}$
Bismuth triiodide	BiI_3	-200.5	Cesium iodide	CsI	-82.6
Bismuth nitrate pentahydrate	$\text{Bi}(\text{NO}_3)_3 \cdot 5\text{H}_2\text{O}$	-159	Cesium superoxide	CsO_2	+1534
Bismuth oxide	Bi_2O_3	-83	Cesium sulfate	Cs_2SO_4	-116
Bismuth phosphate	BiPO_4	-77	Chlorine (l)	Cl_2	-40.4
Bismuth sulfate	$\text{Bi}_2(\text{SO}_4)_3$	-199	Chlorine trifluoride (g)	ClF_3	-26.5
Bismuth sulfide	Bi_2S_3	-123	Chromium	Cr	+167
Boron	B	-6.7	Chromium(II) chloride	CrCl_2	+7230
Diborane (g)	B_2H_6	-21.0	Chromium(III) chloride	CrCl_3	+6350
Boric acid (orthoboric acid)	H_3BO_3	-34.1	Chromium(III) fluoride	CrF_3	+4370
Boron trichloride	BCl_3	-59.9	Chromium(III) oxide	Cr_2O_3	+1960
Boron oxide	B_2O_3	-38.7	Chromium(III) sulfate	$\text{Cr}_2(\text{SO}_4)_3$	+11800
Bromine (l)	Br_2	-56.4	Chromium(VI) oxide	CrO_3	+40
Bromine (g)	Br_2	-73.5	Cobalt	Co	Ferro.
Bromine trifluoride	BrF_3	-33.9	Cobalt(II) bromide	CoBr_2	+13000
Bromine pentafluoride	BrF_5	-45.1	Cobalt(II) chloride	CoCl_2	+12660
Cadmium	Cd	-19.7	Cobalt(II) chloride hexahydrate	$\text{CoCl}_2 \cdot 6\text{H}_2\text{O}$	+9710
Cadmium bromide	CdBr_2	-87.3	Cobalt(II) cyanide	$\text{Co}(\text{CN})_2$	+3825
Cadmium bromide tetrahydrate	$\text{CdBr}_2 \cdot 4\text{H}_2\text{O}$	-131.5	Cobalt(II) fluoride	CoF_2	+9490
Cadmium carbonate	CdCO_3	-46.7	Cobalt(II) iodide	CoI_2	+10760
Cadmium chloride	CdCl_2	-68.7	Cobalt(II) sulfate	CoSO_4	+10000
Cadmium chromate	CdCrO_4	-16.8	Cobalt(II) sulfide	CoS	+225
Cadmium cyanide	$\text{Cd}(\text{CN})_2$	-54	Cobalt(II,III) oxide	Co_3O_4	+7380
Cadmium fluoride	CdF_2	-40.6	Cobalt(III) fluoride	CoF_3	+1900
Cadmium hydroxide	$\text{Cd}(\text{OH})_2$	-41	Cobalt(III) oxide	Co_2O_3	+4560
Cadmium iodate	$\text{Cd}(\text{IO}_3)_2$	-108.4	Copper	Cu	-5.46
Cadmium iodide	CdI_2	-117.2	Copper(I) bromide	CuBr	-49
Cadmium nitrate	$\text{Cd}(\text{NO}_3)_2$	-55.1	Copper(I) chloride	CuCl	-40
Cadmium nitrate tetrahydrate	$\text{Cd}(\text{NO}_3)_2 \cdot 4\text{H}_2\text{O}$	-140	Copper(I) cyanide	CuCN	-24
Cadmium oxide	CdO	-30	Copper(I) iodide	CuI	-63
Cadmium sulfate	CdSO_4	-59.2	Copper(I) oxide	Cu_2O	-20
Cadmium sulfide	CdS	-50	Copper(II) bromide	CuBr_2	+685
Calcium	Ca	+40	Copper(II) chloride	CuCl_2	+1080
Calcium bromide	CaBr_2	-73.8	Copper(II) chloride dihydrate	$\text{CuCl}_2 \cdot 2\text{H}_2\text{O}$	+1420
Calcium carbonate	CaCO_3	-38.2	Copper(II) fluoride	CuF_2	+1050
Calcium chloride	CaCl_2	-54.7	Copper(II) fluoride dihydrate	$\text{CuF}_2 \cdot 2\text{H}_2\text{O}$	+1600
Calcium fluoride	CaF_2	-28	Copper(II) hydroxide	$\text{Cu}(\text{OH})_2$	+1170
Calcium hydroxide	$\text{Ca}(\text{OH})_2$	-22	Copper(II) nitrate trihydrate	$\text{Cu}(\text{NO}_3)_2 \cdot 3\text{H}_2\text{O}$	+1570
Calcium iodate	$\text{Ca}(\text{IO}_3)_2$	-101.4	Copper(II) nitrate hexahydrate	$\text{Cu}(\text{NO}_3)_2 \cdot 6\text{H}_2\text{O}$	+1625
Calcium iodide	CaI_2	-109	Copper(II) oxide	CuO	+238
Calcium oxide	CaO	-15.0	Copper(II) sulfate	CuSO_4	+1330
Calcium sulfate	CaSO_4	-49.7	Copper(II) sulfate pentahydrate	$\text{CuSO}_4 \cdot 5\text{H}_2\text{O}$	+1460
Calcium sulfate dihydrate	$\text{CaSO}_4 \cdot 2\text{H}_2\text{O}$	-74	Copper(II) sulfide	CuS	-2.0
Carbon (diamond)	C	-5.9	Dysprosium (α)	Dy	+98000
Carbon (graphite)	C	-6.0	Dysprosium(III) oxide	Dy_2O_3	+89600
Carbon monoxide (g)	CO	-11.8	Dysprosium(III) sulfide	Dy_2S_3	+95200
Carbon dioxide (g)	CO_2	-21.0	Erbium	Er	+48000
Cerium (β)	Ce	+2500	Erbium oxide	Er_2O_3	+73920
Cerium(II) sulfide	CeS	+2110	Erbium sulfate octahydrate	$\text{Er}_2(\text{SO}_4)_3 \cdot 8\text{H}_2\text{O}$	+74600
Cerium(III) chloride	CeCl_3	+2490	Erbium sulfide	Er_2S_3	+77200
Cerium(III) fluoride	CeF_3	+2190	Europium	Eu	+30900
Cerium(III) sulfide	Ce_2S_3	+5080	Europium(II) bromide	EuBr_2	+26800
Cerium(IV) oxide	CeO_2	+26	Europium(II) chloride	EuCl_2	+26500
Cerium(IV) sulfate tetrahydrate	$\text{Ce}(\text{SO}_4)_2 \cdot 4\text{H}_2\text{O}$	-97	Europium(II) fluoride	EuF_2	+23750
Cesium	Cs	+29	Europium(II) iodide	EuI_2	+26000
Cesium bromate	CsBrO_3	-75.1	Europium(II) sulfide	EuS	+23800
Cesium bromide	CsBr	-67.2	Europium(III) oxide	Eu_2O_3	+10100
Cesium carbonate	Cs_2CO_3	-103.6	Europium(III) sulfate	$\text{Eu}_2(\text{SO}_4)_3$	+10400
Cesium chlorate	CsClO_3	-65	Fluorine	F_2	-9.63
Cesium chloride	CsCl	-56.7	Gadolinium (350 K)	Gd	+185000
Cesium fluoride	CsF	-44.5	Gadolinium(III) chloride	GdCl_3	+27930

Name	Formula	$\chi_m/10^{-6} \text{ cm}^3 \text{ mol}^{-1}$	Name	Formula	$\chi_m/10^{-6} \text{ cm}^3 \text{ mol}^{-1}$
Gadolinium(III) oxide	Gd ₂ O ₃	+53200	Iron(II) chloride tetrahydrate	FeCl ₂ ·4H ₂ O	+12900
Gadolinium(III) sulfate octahydrate	Gd ₂ (SO ₄) ₃ ·8H ₂ O	+53280	Iron(II) fluoride	FeF ₂	+9500
Gadolinium(III) sulfide	Gd ₂ S ₃	+55500	Iron(II) iodide	FeI ₂	+13600
Gallium	Ga	-21.6	Iron(II) oxide	FeO	+7200
Gallium suboxide	Ga ₂ O	-34	Iron(II) sulfate	FeSO ₄	+12400
Gallium(II) sulfide	GaS	-23	Iron(II) sulfate monohydrate	FeSO ₄ ·H ₂ O	+10500
Gallium(III) chloride	GaCl ₃	-63	Iron(II) sulfate heptahydrate	FeSO ₄ ·7H ₂ O	+11200
Gallium(III) sulfide	Ga ₂ S ₃	-80	Iron(II) sulfide	FeS	+1074
Germanium	Ge	-11.6	Iron(III) chloride	FeCl ₃	+13450
Germane (g)	GeH ₄	-29.7	Iron(III) chloride hexahydrate	FeCl ₃ ·6H ₂ O	+15250
Germanium(II) oxide	GeO	-28.8	Iron(III) fluoride	FeF ₃	+13760
Germanium(II) sulfide	GeS	-40.9	Iron(III) fluoride trihydrate	FeF ₃ ·3H ₂ O	+7870
Germanium(IV) chloride	GeCl ₄	-72	Iron(III) nitrate nonahydrate	Fe(NO ₃) ₃ ·9H ₂ O	+15200
Germanium(IV) fluoride	GeF ₄	-50	Krypton (g)	Kr	-29.0
Germanium(IV) iodide	GeI ₄	-171	Lanthanum (α)	La	+95.9
Germanium(IV) oxide	GeO ₂	-34.3	Lanthanum oxide	La ₂ O ₃	-78
Germanium(IV) sulfide	GeS ₂	-53.9	Lanthanum sulfate nonahydrate	La ₂ (SO ₄) ₃ ·9H ₂ O	-262
Gold	Au	-28	Lanthanum sulfide	La ₂ S ₃	-37
Gold(I) bromide	AuBr	-61	Lead	Pb	-23
Gold(I) chloride	AuCl	-67	Lead(II) acetate	Pb(C ₂ H ₃ O ₂) ₂	-89.1
Gold(I) iodide	AuI	-91	Lead(II) bromide	PbBr ₂	-90.6
Gold(III) chloride	AuCl ₃	-112	Lead(II) carbonate	PbCO ₃	-61.2
Hafnium	Hf	+71	Lead(II) chloride	PbCl ₂	-73.8
Hafnium oxide	HfO ₂	-23	Lead(II) chromate	PbCrO ₄	-18
Helium (g)	He	-2.02	Lead(II) fluoride	PbF ₂	-58.1
Holmium	Ho	+72900	Lead(II) iodate	Pb(IO ₃) ₂	-131
Holmium oxide	Ho ₂ O ₃	+88100	Lead(II) iodide	PbI ₂	-126.5
Hydrazine (l)	N ₂ H ₄	-201	Lead(II) nitrate	Pb(NO ₃) ₂	-74
Hydrogen (l, 20.3 K)	H ₂	-5.44	Lead(II) oxide	PbO	-42
Hydrogen (g)	H ₂	-3.99	Lead(II) phosphate	Pb ₃ (PO ₄) ₂	-182
Hydrogen chloride (l)	HCl	-22.6	Lead(II) sulfate	PbSO ₄	-69.7
Hydrogen chloride (aq)	HCl	-22	Lead(II) sulfide	PbS	-83.6
Hydrogen fluoride (l)	HF	-8.6	Lithium	Li	+14.2
Hydrogen fluoride (aq)	HF	-9.3	Lithium bromide	LiBr	-34.3
Hydrogen iodide (s, 195 K)	HI	-47.3	Lithium carbonate	Li ₂ CO ₃	-27
Hydrogen iodide (l, 233 K)	HI	-48.3	Lithium chloride	LiCl	-24.3
Hydrogen iodide (aq)	HI	-50.2	Lithium fluoride	LiF	-10.1
Hydrogen peroxide (l)	H ₂ O ₂	-17.3	Lithium hydride	LiH	-4.6
Hydrogen sulfide (g)	H ₂ S	-25.5	Lithium hydroxide (aq)	LiOH	-12.3
Indium	In	-10.2	Lithium iodide	LiI	-50
Indium(I) chloride	InCl	-30	Lithium sulfate	Li ₂ SO ₄	-41.6
Indium(II) chloride	InCl ₂	-56	Lutetium	Lu	+182.9
Indium(II) sulfide	InS	-28	Magnesium	Mg	+13.1
Indium(III) bromide	InBr ₃	-107	Magnesium bromide	MgBr ₂	-72
Indium(III) chloride	InCl ₃	-86	Magnesium carbonate	MgCO ₃	-32.4
Indium(III) oxide	In ₂ O ₃	-56	Magnesium chloride	MgCl ₂	-47.4
Indium(III) sulfide	In ₂ S ₃	-98	Magnesium fluoride	MgF ₂	-22.7
Iodine	I ₂	-90	Magnesium hydroxide	Mg(OH) ₂	-22.1
Iodic acid	HIO ₃	-48	Magnesium iodide	MgI ₂	-111
Iodine pentoxide	I ₂ O ₅	-79.4	Magnesium oxide	MgO	-10.2
Iodine chloride	ICl	-54.6	Magnesium sulfate	MgSO ₄	-42
Iodine trichloride	ICl ₃	-90.2	Magnesium sulfate monohydrate	MgSO ₄ ·H ₂ O	-61
Iodine pentafluoride	IF ₅	-58.1	Magnesium sulfate heptahydrate	MgSO ₄ ·7H ₂ O	-135.7
Iridium	Ir	+25	Manganese	Mn	+511
Iridium(III) chloride	IrCl ₃	-14.4	Manganese(II) bromide	MnBr ₂	+13900
Iridium(IV) oxide	IrO ₂	+224	Manganese(II) carbonate	MnCO ₃	+11400
Iron	Fe	Ferro.	Manganese(II) chloride	MnCl ₂	+14350
Iron(II) bromide	FeBr ₂	+13600	Manganese(II) chloride tetrahydrate	MnCl ₂ ·4H ₂ O	+14600
Iron(II) carbonate	FeCO ₃	+11300	Manganese(II) fluoride	MnF ₂	+10700
Iron(II) chloride	FeCl ₂	+14750	Manganese(II) hydroxide	Mn(OH) ₂	+13500

Name	Formula	$\chi_m/10^{-6} \text{ cm}^3 \text{ mol}^{-1}$	Name	Formula	$\chi_m/10^{-6} \text{ cm}^3 \text{ mol}^{-1}$
Manganese(II) iodide	MnI ₂	+14400	Niobium(V) oxide	Nb ₂ O ₅	-10
Manganese(II) oxide	MnO	+4850	Nitrogen (g)	N ₂	-12.0
Manganese(II) sulfate	MnSO ₄	+13660	Nitric acid (l)	HNO ₃	-19.9
Manganese(II) sulfate monohydrate	MnSO ₄ ·H ₂ O	+14200	Nitrous oxide (g)	N ₂ O	-18.9
Manganese(II) sulfate tetrahydrate	MnSO ₄ ·4H ₂ O	+14600	Nitric oxide (s, 90 K)	NO	+19.8
Manganese(II) sulfide (α form)	MnS	+5630	Nitric oxide (l, 118 K)	NO	+114.2
Manganese(II) sulfide (β form)	MnS	+3850	Nitric oxide (g)	NO	+1461
Manganese(II,III) oxide	Mn ₃ O ₄	+12400	Nitrogen dioxide (g, 408 K)	NO ₂	+150
Manganese(III) fluoride	MnF ₃	+10500	Nitrogen trioxide (g)	N ₂ O ₃	-16
Manganese(III) oxide	Mn ₂ O ₃	+14100	Nitrogen tetroxide (g)	N ₂ O ₄	-23.0
Manganese(IV) oxide	MnO ₂	+2280	Osmium	Os	+11
Mercury (s, 234 K)	Hg	-24.1	Oxygen (s, 54 K)	O ₂	+10200
Mercury (l)	Hg	-33.5	Oxygen (l, 90 K)	O ₂	+7699
Mercury(I) bromide	Hg ₂ Br ₂	-105	Oxygen (g)	O ₂	+3415
Mercury(I) chloride	Hg ₂ Cl ₂	-120	Ozone (l)	O ₃	+6.7
Mercury(I) fluoride	Hg ₂ F ₂	-106	Palladium	Pd	+540
Mercury(I) iodide	Hg ₂ I ₂	-166	Palladium(II) chloride	PdCl ₂	-38
Mercury(I) nitrate	Hg ₂ (NO ₃) ₂	-121	Phosphorus (white)	P	-26.66
Mercury(I) oxide	Hg ₂ O	-76.3	Phosphorus (red)	P	-20.77
Mercury(I) sulfate	Hg ₂ SO ₄	-123	Phosphine (g)	PH ₃	-26.2
Mercury(II) bromide	HgBr ₂	-94.2	Phosphoric acid (aq)	H ₃ PO ₄	-43.8
Mercury(II) chloride	HgCl ₂	-82	Phosphorous acid (aq)	H ₃ PO ₃	-42.5
Mercury(II) cyanide	Hg(CN) ₂	-67	Phosphorus(III) chloride (l)	PCl ₃	-63.4
Mercury(II) fluoride	HgF ₂	-57.3	Platinum	Pt	+193
Mercury(II) iodide	HgI ₂	-165	Platinum(II) chloride	PtCl ₂	-54
Mercury(II) nitrate	Hg(NO ₃) ₂	-74	Platinum(III) chloride	PtCl ₃	-66.7
Mercury(II) oxide	HgO	-46	Platinum(IV) chloride	PtCl ₄	-93
Mercury(II) sulfate	HgSO ₄	-78.1	Platinum(IV) fluoride	PtF ₄	+445
Mercury(II) sulfide	HgS	-55.4	Plutonium	Pu	+525
Mercury(II) thiocyanate	Hg(SCN) ₂	-96.5	Plutonium(IV) fluoride	PuF ₄	+1760
Molybdenum	Mo	+72	Plutonium(IV) oxide	PuO ₂	+730
Molybdenum(III) bromide	MoBr ₃	+525	Plutonium(VI) fluoride	PuF ₆	+173
Molybdenum(III) chloride	MoCl ₃	+43	Potassium	K	+20.8
Molybdenum(III) oxide	Mo ₂ O ₃	-42.0	Potassium bromate	KBrO ₃	-52.6
Molybdenum(IV) bromide	MoBr ₄	+520	Potassium bromide	KBr	-49.1
Molybdenum(IV) chloride	MoCl ₄	+1750	Potassium carbonate	K ₂ CO ₃	-59
Molybdenum(IV) oxide	MoO ₂	+41	Potassium chlorate	KClO ₃	-42.8
Molybdenum(V) chloride	MoCl ₅	+990	Potassium chloride	KCl	-38.8
Molybdenum(VI) fluoride	MoF ₆	-26.0	Potassium chromate	K ₂ CrO ₄	-3.9
Molybdenum(VI) oxide	MoO ₃	+3	Potassium cyanide	KCN	-37
Neodymium (α)	Nd	+5930	Potassium ferricyanide	K ₃ Fe(CN) ₆	+2290
Neodymium fluoride	NdF ₃	+4980	Potassium ferrocyanide trihydrate	K ₄ Fe(CN) ₆ ·3H ₂ O	-172.3
Neodymium oxide	Nd ₂ O ₃	+10200	Potassium fluoride	KF	-23.6
Neodymium sulfate	Nd ₂ (SO ₄) ₃	+9990	Potassium hydrogen sulfate	KHSO ₄	-49.8
Neodymium sulfide	Nd ₂ S ₃	+5550	Potassium hydroxide (aq)	KOH	-22
Neon (g)	Ne	-6.96	Potassium iodate	KIO ₃	-63.1
Neptunium	Np	+575	Potassium iodide	KI	-63.8
Nickel	Ni	Ferro.	Potassium nitrate	KNO ₃	-33.7
Nickel(II) bromide	NiBr ₂	+5600	Potassium nitrite	KNO ₂	-23.3
Nickel(II) chloride	NiCl ₂	+6145	Potassium permanganate	KMnO ₄	+20
Nickel(II) chloride hexahydrate	NiCl ₂ ·6H ₂ O	+4240	Potassium sulfate	K ₂ SO ₄	-67
Nickel(II) fluoride	NiF ₂	+2410	Potassium sulfide	K ₂ S	-60
Nickel(II) hydroxide	Ni(OH) ₂	+4500	Potassium superoxide	KO ₂	+3230
Nickel(II) iodide	NiI ₂	+3875	Potassium thiocyanate	KSCN	-48
Nickel(II) nitrate hexahydrate	Ni(NO ₃) ₂ ·6H ₂ O	+4300	Praseodymium (α)	Pr	+5530
Nickel(II) oxide	NiO	+660	Praseodymium chloride	PrCl ₃	+44.5
Nickel(II) sulfate	NiSO ₄	+4005	Praseodymium oxide	Pr ₂ O ₃	+8994
Nickel(II) sulfide	NiS	+190	Praseodymium sulfide	Pr ₂ S ₃	+10770
Nickel(III) sulfide	Ni ₃ S ₂	+1030	Protactinium	Pa	+277
Niobium	Nb	+208	Rhenium	Re	+67

Name	Formula	$\chi_m/10^{-6} \text{ cm}^3 \text{ mol}^{-1}$	Name	Formula	$\chi_m/10^{-6} \text{ cm}^3 \text{ mol}^{-1}$
Rhenium(IV) oxide	ReO ₂	+44	Sodium carbonate	Na ₂ CO ₃	-41
Rhenium(IV) sulfide	ReS ₂	+38	Sodium chlorate	NaClO ₃	-34.7
Rhenium(V) chloride	ReCl ₅	+1225	Sodium chloride	NaCl	-30.2
Rhenium(VI) oxide	ReO ₃	+16	Sodium dichromate	Na ₂ Cr ₂ O ₇	+55
Rhenium(VII) oxide	Re ₂ O ₇	-16	Sodium fluoride	NaF	-15.6
Rhodium	Rh	+102	Sodium hydrogen phosphate	Na ₂ HPO ₄	-56.6
Rhodium(III) chloride	RhCl ₃	-7.5	Sodium hydroxide (aq)	NaOH	-15.8
Rhodium(III) oxide	Rh ₂ O ₃	+104	Sodium iodate	NaIO ₃	-53
Rubidium	Rb	+17	Sodium iodide	NaI	-57
Rubidium bromide	RbBr	-56.4	Sodium nitrate	NaNO ₃	-25.6
Rubidium carbonate	Rb ₂ CO ₃	-75.4	Sodium nitrite	NaNO ₂	-14.5
Rubidium chloride	RbCl	-46	Sodium oxide	Na ₂ O	-19.8
Rubidium fluoride	RbF	-31.9	Sodium peroxide	Na ₂ O ₂	-28.10
Rubidium iodide	RbI	-72.2	Sodium sulfate	Na ₂ SO ₄	-52
Rubidium nitrate	RbNO ₃	-41	Sodium sulfate decahydrate	Na ₂ SO ₄ ·10H ₂ O	-184
Rubidium sulfate	Rb ₂ SO ₄	-88.4	Sodium sulfide	Na ₂ S	-39
Rubidium superoxide	RbO ₂	+1527	Sodium tetraborate	Na ₂ B ₄ O ₇	-85
Ruthenium	Ru	+39	Strontium	Sr	+92
Ruthenium(III) chloride	RuCl ₃	+1998	Strontium bromide	SrBr ₂	-86.6
Ruthenium(IV) oxide	RuO ₂	+162	Strontium bromide hexahydrate	SrBr ₂ ·6H ₂ O	-160
Samarium (α)	Sm	+1278	Strontium carbonate	SrCO ₃	-47
Samarium(II) bromide	SmBr ₂	+5337	Strontium chlorate	Sr(ClO ₃) ₂	-73
Samarium(III) bromide	SmBr ₃	+972	Strontium chloride	SrCl ₂	-61.5
Samarium(III) oxide	Sm ₂ O ₃	+1988	Strontium chloride hexahydrate	SrCl ₂ ·6H ₂ O	-145
Samarium(III) sulfate octahydrate	Sm ₂ (SO ₄) ₃ ·8H ₂ O	+1710	Strontium chromate	SrCrO ₄	-5.1
Samarium(III) sulfide	Sm ₂ S ₃	+3300	Strontium fluoride	SrF ₂	-37.2
Scandium (α)	Sc	+295.2	Strontium hydroxide	Sr(OH) ₂	-40
Selenium	Se	-25	Strontium iodate	Sr(IO ₃) ₂	-108
Selenium dioxide	SeO ₂	-27.2	Strontium iodide	SrI ₂	-112
Selenium bromide	Se ₂ Br ₂	-113	Strontium nitrate	Sr(NO ₃) ₂	-57.2
Selenium chloride (I)	Se ₂ Cl ₂	-94.8	Strontium oxide	SrO	-35
Selenium hexafluoride (g)	SeF ₆	-51	Strontium peroxide	SrO ₂	-32.3
Silicon	Si	-3.12	Strontium sulfate	SrSO ₄	-57.9
Silane (g)	SiH ₄	-20.4	Sulfur (rhombic)	S	-15.5
Disilane (g)	Si ₂ H ₆	-37.3	Sulfur (monoclinic)	S	-14.9
Tetramethylsilane (l)	(CH ₃) ₄ Si	-74.80	Sulfuric acid (l)	H ₂ SO ₄	-39
Tetraethylsilane (l)	(C ₂ H ₅) ₄ Si	-120.2	Sulfur dioxide (g)	SO ₂	-18.2
Tetrabromosilane (l)	SiBr ₄	-126	Sulfur trioxide (l)	SO ₃	-28.54
Tetrachlorosilane (l)	SiCl ₄	-87.5	Sulfur chloride (l)	SSCl ₂	-62.2
Silicon carbide	SiC	-12.8	Sulfur dichloride (l)	SCl ₂	-49.4
Silicon dioxide	SiO ₂	-29.6	Sulfur hexafluoride (g)	SF ₆	-44
Silver	Ag	-19.5	Thionyl chloride (l)	SOCl ₂	-44.3
Silver(I) bromide	AgBr	-61	Tantalum	Ta	+154
Silver(I) carbonate	Ag ₂ CO ₃	-80.90	Tantalum(V) chloride	TaCl ₅	+140
Silver(I) chloride	AgCl	-49	Tantalum(V) oxide	Ta ₂ O ₅	-32
Silver(I) chromate	Ag ₂ CrO ₄	-40	Technetium	Tc	+115
Silver(I) cyanide	AgCN	-43.2	Tellurium	Te	-38
Silver(I) fluoride	AgF	-36.5	Tellurium dibromide	TeBr ₂	-106
Silver(I) iodide	AgI	-80	Tellurium dichloride	TeCl ₂	-94
Silver(I) nitrate	AgNO ₃	-45.7	Tellurium hexafluoride (g)	TeF ₆	-66
Silver(I) nitrite	AgNO ₂	-42	Terbium (α)	Tb	+170000
Silver(I) oxide	Ag ₂ O	-134	Terbium oxide	Tb ₂ O ₃	+78340
Silver(I) phosphate	Ag ₃ PO ₄	-120	Thallium	Tl	-50
Silver(I) sulfate	Ag ₂ SO ₄	-92.90	Thallium(I) bromate	TlBrO ₃	-75.9
Silver(I) thiocyanate	AgSCN	-61.8	Thallium(I) bromide	TlBr	-63.9
Silver(II) oxide	AgO	-19.6	Thallium(I) carbonate	Tl ₂ CO ₃	-101.6
Sodium	Na	+16	Thallium(I) chlorate	TlClO ₃	-65.5
Sodium acetate	NaC ₂ H ₃ O ₂	-37.6	Thallium(I) chloride	TlCl	-57.8
Sodium bromate	NaBrO ₃	-44.2	Thallium(I) chromate	Tl ₂ CrO ₄	-39.3
Sodium bromide	NaBr	-41	Thallium(I) cyanide	TlCN	-49

Name	Formula	$\chi_m/10^{-6} \text{ cm}^3 \text{ mol}^{-1}$	Name	Formula	$\chi_m/10^{-6} \text{ cm}^3 \text{ mol}^{-1}$
Thallium(I) fluoride	TlF	-44.4	Uranium(IV) bromide	U ₄ Br ₄	+3530
Thallium(I) iodate	TlIO ₃	-86.8	Uranium(IV) chloride	UCl ₄	+3680
Thallium(I) iodide	TlI	-82.2	Uranium(IV) fluoride	UF ₄	+3530
Thallium(I) nitrate	TlNO ₃	-56.5	Uranium(IV) oxide	UO ₂	+2360
Thallium(I) nitrite	TlNO ₂	-50.8	Uranium(VI) fluoride	UF ₆	+43
Thallium(I) sulfate	Tl ₂ SO ₄	-112.6	Uranium(VI) oxide	UO ₃	+128
Thallium(I) sulfide	Tl ₂ S	-88.8	Vanadium	V	+285
Thorium	Th	+97	Vanadium(II) bromide	VBr ₂	+3230
Thorium(IV) oxide	ThO ₂	-16	Vanadium(II) chloride	VCl ₂	+2410
Thulium	Tm	+24700	Vanadium(III) bromide	VBr ₃	+2910
Thulium oxide	Tm ₂ O ₃	+51444	Vanadium(III) chloride	VCl ₃	+3030
Tin (gray)	Sn	-37.4	Vanadium(III) fluoride	VF ₃	+2757
Tin(II) chloride	SnCl ₂	-69	Vanadium(III) oxide	V ₂ O ₃	+1976
Tin(II) chloride dihydrate	SnCl ₂ ·2H ₂ O	-91.4	Vanadium(III) sulfide	V ₂ S ₃	+1560
Tin(II) oxide	SnO	-19	Vanadium(IV) chloride	VCl ₄	+1215
Tin(IV) bromide	SnBr ₄	-149	Vanadium(IV) oxide	VO ₂	+99
Tin(IV) chloride (l)	SnCl ₄	-115	Vanadium(V) oxide	V ₂ O ₅	+128
Tin(IV) oxide	SnO ₂	-41	Water (s, 273 K)	H ₂ O	-12.63
Titanium	Ti	+151	Water (l, 293 K)	H ₂ O	-12.96
Titanium(II) bromide	TiBr ₂	+720	Water (l, 373 K)	H ₂ O	-13.09
Titanium(II) chloride	TiCl ₂	+484	Water (g, 373 K))	H ₂ O	-13.1
Titanium(II) iodide	TiI ₂	+1790	Xenon (g)	Xe	-45.5
Titanium(II) sulfide	TiS	+432	Ytterbium (β)	Yb	+67
Titanium(III) bromide	TiBr ₃	+660	Yttrium (α)	Y	+187.7
Titanium(III) chloride	TiCl ₃	+1110	Yttrium oxide	Y ₂ O ₃	+44.4
Titanium(III) fluoride	TiF ₃	+1300	Yttrium sulfide	Y ₂ S ₃	+100
Titanium(III) oxide	Ti ₂ O ₃	+132	Zinc	Zn	-9.15
Titanium(IV) chloride	TiCl ₄	-54	Zinc carbonate	ZnCO ₃	-34
Titanium(IV) oxide	TiO ₂	+5.9	Zinc chloride	ZnCl ₂	-55.33
Tungsten	W	+53	Zinc cyanide	Zn(CN) ₂	-46
Tungsten carbide	WC	+10	Zinc fluoride	ZnF ₂	-34.3
Tungsten(II) chloride	WCl ₂	-25	Zinc hydroxide	Zn(OH) ₂	-67
Tungsten(IV) oxide	WO ₂	+57	Zinc iodide	ZnI ₂	-108
Tungsten(IV) sulfide	WS ₂	+5850	Zinc oxide	ZnO	-27.2
Tungsten(V) bromide	WBr ₅	+270	Zinc phosphate	Zn ₃ (PO ₄) ₂	-141
Tungsten(V) chloride	WCl ₅	+387	Zinc sulfate	ZnSO ₄	-47.8
Tungsten(VI) chloride	WCl ₆	-71	Zinc sulfate monohydrate	ZnSO ₄ ·H ₂ O	-63
Tungsten(VI) fluoride (g)	WF ₆	-53	Zinc sulfate heptahydrate	ZnSO ₄ ·7H ₂ O	-138
Tungsten(VI) oxide	WO ₃	-15.8	Zinc sulfide	ZnS	-25
Uranium	U	+409	Zirconium	Zr	+120
Uranium(III) bromide	UBr ₃	+4740	Zirconium carbide	ZrC	-26
Uranium(III) chloride	UCl ₃	+3460	Zirconium nitrate pentahydrate	Zr(NO ₃) ₄ ·5H ₂ O	-77
Uranium(III) hydride	UH ₃	+6244	Zirconium(IV) oxide	ZrO ₂	-13.8
Uranium(III) iodide	UI ₃	+4460			

INDEX OF REFRACTION OF INORGANIC LIQUIDS

This table gives the index of refraction n of several inorganic substances in the liquid state at specified temperatures. The measurements refer to ambient atmospheric pressure except for substances whose normal boiling points are greater than the indicated temperature; in this case the pressure is the saturated vapor pressure of the substance. All values refer to a wavelength of 589 nm unless otherwise indicated. Entries are arranged in alphabetical order by chemical formula as normally written.

Data on the index of refraction at other temperatures and wavelengths may be found in Reference 1.

References

1. Wohlfarth, C., and Wohlfarth, B., *Landolt-Börnstein, Numerical Data and Functional Relationships in Science and Technology, New Series*, III/38A, Martienssen, W., Editor, Springer-Verlag, Heidelberg, 1996.
2. Francis, A.W., *J. Chem. Eng. Data*, 5, 534, 1960.

Formula	Name	$t/^{\circ}\text{C}$	n	Formula	Name	$t/^{\circ}\text{C}$	n
Ar	Argon	-188	1.2312	He	Helium	-269	1.02451 ^c
AsCl ₃	Arsenic(III) chloride	16	1.604	Kr	Krypton	-157	1.3032 ^c
BBr ₃	Boron tribromide	16	1.312	NH ₃	Ammonia	-77	1.3944 ^b
BrF ₃	Bromine trifluoride	25	1.4536			20	1.3327
BrF ₅	Bromine pentafluoride	25	1.3529	NO	Nitric oxide	-90	1.330
Br ₂	Bromine	15	1.659	N ₂	Nitrogen	-196	1.19876 ^b
COS	Carbon oxysulfide	25	1.3506	N ₂ H ₄	Hydrazine	22	1.470
CO ₂	Carbon dioxide	24	1.6630	N ₂ O	Nitrous oxide	25	1.238
CS ₂	Carbon disulfide	20	1.62774	O ₂	Oxygen	-183	1.2243 ^c
C ₃ O ₂	Carbon suboxide	0	1.453	PBr ₃	Phosphorus(III) bromide	25	1.687
Cl ₂	Chlorine	20	1.3834	PCl ₃	Phosphorus(III) chloride	21	1.5122
CrO ₂ Cl ₂	Chromyl chloride	23	1.524	PH ₃	Phosphine	17	1.317
Fe(CO) ₅	Iron pentacarbonyl	14	1.523	P ₂ O ₃	Phosphorus(III) oxide	27	1.540
GeBr ₄	Germanium(IV) bromide	26	1.6269	S	Sulfur	125	1.9170
GeCl ₄	Germanium(IV) chloride	25	1.4614	SCl ₂	Sulfur dichloride	14	1.557
HBr	Hydrogen bromide	10	1.325	SF ₆	Sulfur hexafluoride	25	1.167
HCN	Hydrogen cyanide	20	1.26136	SOCl ₂	Thionyl chloride	10	1.527
HCl	Hydrogen chloride	18	1.3287 ^a	SO ₂	Sulfur dioxide	25	1.3396
HClO ₄	Perchloric acid	50	1.3819	SO ₂ Cl ₂	Sulfuryl chloride	12	1.444
HF	Hydrogen fluoride	25	1.1574	SO ₃	Sulfur trioxide	20	1.40965
HI	Hydrogen iodide	16	1.466	SSCl ₂	Sulfur chloride	20	1.671
HNO ₃	Nitric acid	25	1.393	SbCl ₅	Antimony(V) chloride	22	1.5925
H ₂	Hydrogen	-253	1.1096	SiBr ₄	Tetrabromosilane	31	1.5685
H ₂ O	Water	20	1.33336	SiCl ₄	Tetrachlorosilane	25	1.41156
H ₂ O ₂	Hydrogen peroxide	28	1.4061	SnBr ₄	Tin(IV) bromide	31	1.6628
H ₂ S	Hydrogen sulfide	-80	1.460	SnCl ₄	Tin(IV) chloride	25	1.5086
		20	1.3682	TiCl ₄	Titanium(IV) chloride	18	1.6076
H ₂ SO ₄	Sulfuric acid	20	1.4183	Xe	Xenon	-112	1.3918 ^c
H ₂ S ₂	Hydrogen disulfide	20	1.630				

^a At 581 nm

^b At 578 nm

^c At 546 nm

PHYSICAL AND OPTICAL PROPERTIES OF MINERALS

The chemical formula, crystal system, density, hardness, and index of refraction of some common minerals are given in this table. Entries are arranged alphabetically by mineral name. The columns are:

- ♦ **Formula:** Chemical formula for a typical sample of the mineral. Composition often varies considerably with the origin of the sample.
- ♦ **Crystal system:** tricl = triclinic; monocl = monoclinic; orth = orthorhombic; tetr = tetragonal; hex = hexagonal; rhomb = rhombohedral; cub = cubic.
- ♦ **Density:** Typical density in g/cm³. Individual samples may vary by a few percent.
- ♦ **Hardness:** On the Mohs' scale (range of 1 to 10, with talc = 1 and diamond = 10).
- ♦ **Index of refraction:** Values are given for the three coordinate axes in the order of least, intermediate, and greatest

index. For cubic crystals there is only a single value. See Reference 1 for details on the axis systems. Variations of several percent, depending on the origin and exact composition of the sample, are common.

References

1. Deer, W. A., Howie, R. A., and Zussman, J., *An Introduction to the Rock-Forming Minerals*, 2nd Edition, Longman Scientific & Technical, Harlow, Essex, 1992.
2. Carmichael, R. S., *Practical Handbook of Physical Properties of Rocks and Minerals*, CRC Press, Boca Raton, FL, 1989.
3. Donnay, J. D. H., and Ondik, H. M., *Crystal Data Determinative Tables, Third Edition, Volume 2, Inorganic Compounds*, Joint Committee on Powder Diffraction Standards, Swarthmore, PA, 1973.

Name	Formula	Crystal system	Density g/cm ³	Hardness	Index of refraction		
					n_α	n_β	n_γ
Acanthite	Ag ₂ S	orth	7.2	2.3			
Actinolite	Ca ₂ (Mg,Fe) ₅ Si ₈ O ₂₂ (OH,F) ₂	monocl	3.23	5.5	1.624	1.655	1.664
Aegirine	NaFe(SiO ₃) ₂	monocl	3.58	6	1.763	1.800	1.815
Akermanite	Ca ₂ MgSi ₂ O ₇	tetr	2.94	5.5	1.632	1.640	
Alabandite	MnS	cub	4.0	3.8			
Albite	NaAlSi ₃ O ₈	tricl	2.63	6.3	1.527	1.531	1.538
Allanite	(Ca,Mn,Ce,La,Y,Th) ₂ (Fe,Ti)(Al,Fe)O·OH (Si ₂ O ₇)(SiO ₄)	monocl	3.8	5.8	1.75	1.78	1.80
Allemontite	SbAs	hex	6.0	3.5			
Almandine	Fe ₃ Al ₂ Si ₃ O ₁₂	cub	4.32	6.8	1.830		
Altaite	PbTe	cub	8.16	3			
Aluminite	Al ₂ (SO ₄)(OH) ₄ ·7H ₂ O	monocl	1.74	1.5	1.459	1.464	1.470
Alunite	(K,Na)Al ₃ (SO ₄) ₂ (OH) ₆	rhomb	2.8	3.8	1.572	1.592	
Alunogen	Al ₂ (SO ₄) ₃ ·18H ₂ O	monocl	1.69	1.8	1.467	1.47	1.478
Amblygonite	(Li,Na)Al(PO ₄)(F,OH)	tricl	3.1	5.8	1.591	1.604	1.613
Analcite	NaAlSi ₂ O ₆ ·H ₂ O	cub	2.27	5.5	1.486		
Anatase	TiO ₂	tetr	4.23	5.8	2.488	2.561	
Andalusite	Al ₂ OSiO ₄	orth	3.15	7.5	1.635	1.639	1.644
Andesine	NaAlSi ₃ O ₈ ·CaAl ₂ Si ₂ O ₈	tricl	2.67	6.3	1.550	1.553	1.557
Andorite	PbAgSb ₃ S ₆	rhomb	5.35	3.3			
Andradite	Ca ₃ (Fe,Ti) ₂ Si ₃ O ₁₂	cub	3.86	6.8	1.887		
Anglesite	PbSO ₄	orth	6.29	2.8	1.877	1.883	1.894
Anhydrite	CaSO ₄	orth	2.96	3.5	1.570	1.575	1.614
Ankerite	Ca(Fe,Mg,Mn)(CO ₃) ₂	rhomb	3.0	3.8	1.529	1.720	
Anorthite	CaAl ₂ Si ₂ O ₈	tricl	2.76	6.3	1.577	1.585	1.590
Anorthoclase	(Na,K)AlSi ₃ O ₈	tricl	2.58	6	1.523	1.528	1.529
Anthophyllite	(Mg,Fe) ₇ Si ₈ O ₂₂ (OH,F) ₂	rhomb	3.21	5.8	1.645	1.658	1.668
Apatite	Ca ₅ (PO ₄) ₃ (OH,F,Cl)	hex	3.2	5	1.645	1.648	
Apophyllite	KFCa ₄ Si ₈ O ₂₀ ·8H ₂ O	tetr	2.35	4.8	1.535	1.536	
Aragonite	CaCO ₃	orth	2.83	3.5	1.531	1.680	1.686
Arcanite	K ₂ SO ₄	orth	2.66		1.494	1.494	1.497
Argentite	Ag ₂ S	orth	7.2	2.3			
Arsenolite	As ₂ O ₃	cub	3.86	1.5	1.755		
Arsenopyrite	FeAsS	monocl	6.1	5.8			
Atacamite	Cu ₂ (OH) ₃ Cl	rhomb	3.76	3.3	1.831	1.861	1.880
Augelite	Al ₂ (PO ₄)(OH) ₃	monocl	2.70	4.8	1.574	1.576	1.588
Augite	(Ca,Mg,Fe,Ti,Al) ₂ (Si,Al) ₂ O ₆	monocl	3.38	6	1.703	1.707	1.738
Autunite	Ca(UO ₂) ₂ (PO ₄) ₂ ·10H ₂ O	tetr	3.2	2.3	1.553	1.577	
Axinite	(Ca,Mn,Fe) ₃ Al ₂ BO ₃ Si ₄ O ₁₂ (OH)	tricl	3.31	6.8	1.684	1.691	1.694

Name	Formula	Crystal system	Density g/cm ³	Hardness	Index of refraction		
					n_α	n_β	n_γ
Azurite	$\text{Cu}_3(\text{OH})_2(\text{CO}_3)_2$	monocl	3.77	3.8	1.730	1.758	1.838
Baddeleyite	ZrO_2	monocl	5.7	6.5	2.13	2.19	2.20
Barite	BaSO_4	orth	4.49	3.3	1.636	1.637	1.648
Benitoite	$\text{BaTi}(\text{SiO}_3)_3$	rhomb	3.65	6.3	1.757	1.804	
Bertrandite	$\text{Be}_4\text{Si}_2\text{O}_7(\text{OH})_2$	rhomb	2.6	6	1.589	1.602	1.613
Beryl	$\text{Be}_3\text{Al}_2(\text{SiO}_3)_6$	hex	2.64	7.8	1.582	1.589	
Beryllonite	$\text{NaBe}(\text{PO})_4$	monocl	2.81	5.8	1.552	1.558	1.561
Biotite	$\text{K}(\text{Mg,Fe})_3\text{AlSi}_3\text{O}_{10}(\text{OH,F})_2$	monocl	3.0	2.8	1.595	1.651	1.651
Bismuthinite	Bi_2S_3	orth	6.78	2			
Bixbyite	$(\text{Mn,Fe})_2\text{O}_3$	cub	4.95	6.3			
Bloedite	$\text{Na}_2\text{Mg}(\text{SO}_4)_2 \cdot 4\text{H}_2\text{O}$	monocl	2.25	2.8	1.483	1.486	1.487
Boehmite	$\text{AlO}(\text{OH})$	orth	3.44	3.8	1.64	1.65	1.66
Boracite	$\text{Mg}_3\text{B}_7\text{O}_{13}\text{Cl}$	rhomb	2.94	7.3	1.66	1.66	1.67
Borax	$\text{Na}_2\text{B}_4\text{O}_7 \cdot 10\text{H}_2\text{O}$	monocl	1.73	2.3	1.447	1.469	1.472
Bornite	Cu_5FeS_4	cub	5.07	3			
Boulangerite	$\text{Pb}_5\text{Sb}_4\text{S}_{11}$	monocl	6.1	2.8			
Bournonite	PbCuSbS_3	rhomb	5.83	2.8			
Braggite	PtS	tetr	10.2				
Braunite	$(\text{Mn,Si})_2\text{O}_3$	tetr	4.78	6.3			
Bravoite	$(\text{Ni,Fe})\text{S}_2$	cub	4.62	5.8			
Breithauptite	NiSb	hex	≈8.7	5.5			
Brochantite	$\text{Cu}_4(\text{SO}_4)(\text{OH})_6$	monocl	3.79	3.8	1.728	1.771	1.800
Bromyrite	AgBr	cub	6.47	2.5	2.253		
Brookite	TiO_2	orth	4.23	5.8	2.583	2.584	2.700
Brucite	$\text{Mg}(\text{OH})_2$	hex	2.37	2.5	1.575	1.59	
Bunsenite	NiO	cub	6.72	5.5			
Cacoxenite	$\text{Fe}_4(\text{PO}_4)_3(\text{OH})_3 \cdot 12\text{H}_2\text{O}$	hex	2.3	3.5	1.580	1.646	
Calcite	CaCO_3	hex	2.71	3	1.486	1.658	
Caledonite	$\text{Cu}_2\text{Pb}_5(\text{SO}_4)_3(\text{CO}_3)(\text{OH})_6$	rhomb	5.76	2.8	1.818	1.866	1.909
Calomel	Hg_2Cl_2	tetr	7.16	1.5	1.973	2.656	
Cancrinite	$(\text{Na,Ca,K})_7[\text{Al}_6\text{Si}_6\text{O}_{24}](\text{CO}_3, \text{SO}_4, \text{Cl,OH})_2 \cdot \text{H}_2\text{O}$	hex	2.42	5.5	1.495	1.509	
Carnalite	$\text{KMgCl}_3 \cdot 6\text{H}_2\text{O}$	rhomb	1.60	2.5	1.466	1.475	1.494
Carnotite	$\text{K}_2(\text{UO}_2)_2(\text{VO}_4)_2 \cdot 3\text{H}_2\text{O}$	rhomb		1.5	1.75	1.92	1.95
Cassiterite	SnO_2	tetr	6.85	6.5	2.006	2.097	
Celestine	SrSO_4	orth	3.96	3.3	1.622	1.624	1.631
Celsian	$\text{BaAl}_2\text{Si}_2\text{O}_8$	monocl	3.25	6.3	1.583	1.588	1.594
Cerargyrite	AgCl	cub	5.56	2.5	2.071		
Cerussite	PbCO_3	orth	6.6	3.3	1.804	2.076	2.079
Cervantite	Sb_2O_4	orth	6.64	4.5			
Chabazite	$\text{Ca}[\text{Al}_2\text{Si}_4\text{O}_{12}] \cdot 6\text{H}_2\text{O}$	trig	2.08	4.5	1.482		
Chalcanthite	$\text{CuSO}_4 \cdot 5\text{H}_2\text{O}$	tricl	2.29	2.5	1.514	1.537	1.543
Chalcocite	Cu_2S	orth	5.6	2.8			
Chalcopyrite	CuFeS_2	tetr	4.2	3.8			
Chiolite	$\text{Na}_5\text{Al}_3\text{F}_{14}$	tetr	3.00	3.8	1.342	1.349	
Chlorite	$(\text{Mg,Al,Fe})_{12}(\text{Si,Al})_8\text{O}_{20}(\text{OH})_{16}$	monocl	3.0	2.5	1.61	1.62	1.62
Chloritoid	$\text{FeAl}_4\text{O}_2(\text{SiO}_4)_2(\text{OH})_4$	monocl	3.66	6.5	1.717	1.721	1.726
Chondrodite	$\text{Mg}(\text{OH,F})_2 \cdot 2\text{Mg}_2\text{SiO}_4$	monocl	3.21	6.5	1.604	1.615	1.634
Chromite	FeCr_2O_4	cub	5.0	5.5	2.16		
Chrysoberyl	BeAl_2O_4	orth	3.65	8.5	1.746	1.748	1.756
Chrysocolla	$\text{CuSiO}_3 \cdot 2\text{H}_2\text{O}$	rhomb	2.4	2	1.575	1.597	1.598
Cinnabar	HgS	hex	8.17	2.3	2.814	3.143	
Claudetite	As_2O_3	monocl	3.74	2.5	1.87	1.92	2.01
Clinohumite	$\text{Mg}(\text{OH,F})_2 \cdot 4\text{Mg}_2\text{SiO}_4$	monocl	3.21	6	1.633	1.647	1.668
Clinozoisite	$\text{Ca}_2\text{Al}_3\text{Si}_3\text{O}_{12}(\text{OH})$	monocl	3.30	6.5	1.693	1.700	1.712
Cobaltite	CoAsS	cub	≈6.1	5.5			
Colemanite	$\text{Ca}_2\text{B}_6\text{O}_{11} \cdot 5\text{H}_2\text{O}$	monocl	2.42	4.5	1.586	1.592	1.614
Columbite	$(\text{Fe,Mn})(\text{Nb,Ta})_2\text{O}_6$	rhomb	5.20	6			
Connellite	$\text{Cu}_{19}(\text{SO}_4)\text{Cl}_4(\text{OH})_{32} \cdot 3\text{H}_2\text{O}$	hex	3.36	3	1.731	1.752	
Copiapite	$(\text{Fe,Mg})\text{Fe}_4(\text{SO}_4)_6(\text{OH})_2 \cdot 20\text{H}_2\text{O}$	tricl	2.13	2.8	1.52	1.54	1.59
Coquimbite	$\text{Fe}_2(\text{SO}_4)_3 \cdot 9\text{H}_2\text{O}$	hex	2.1	2.5	1.54	1.56	

Name	Formula	Crystal system	Density g/cm ³	Hardness	Index of refraction		
					n_α	n_β	n_γ
Cordierite	Al ₃ (Mg,Fe) ₂ Si ₅ AlO ₁₈	rhomb	2.66	7	1.540	1.549	1.553
Corundum	Al ₂ O ₃	hex	3.97	9	1.761	1.769	
Cotunnite	PbCl ₂	orth	5.98	2.5	2.199	2.217	2.260
Covellite	CuS	hex	4.8	1.8			
Cristobalite	SiO ₂	hex	2.33	6.5	1.484	1.487	
Crocoite	PbCrO ₄	monocl	6.12	2.8	2.29	2.36	2.66
Cryolite	Na ₃ AlF ₆	monocl	2.97	2.5	1.338	1.338	1.339
Cryolithionite	Na ₃ Li ₃ Al ₂ F ₁₂	cub	2.77	2.8	1.340		
Cubanite	CuFe ₂ S ₃	rhomb	4.11	3.5			
Cummingtonite	(Mg,Fe) ₇ Si ₈ O ₂₂ (OH) ₂	monocl	3.4	5.5	1.650	1.660	1.676
Cuprite	Cu ₂ O	cub	6.0	3.8			
Danburite	CaSi ₂ B ₂ O ₈	rhomb	3.0	7	1.63	1.63	1.63
Datolite	CaBSiO ₄ (OH)	monocl	2.98	5.3	1.624	1.652	1.668
Daubreelite	Cr ₂ FeS ₄	cub	3.81				
Derbylite	Fe ₆ Ti ₆ Sb ₂ O ₂₃	rhomb	4.53	5	2.45	2.45	2.51
Diamond	C	cub	3.51	10	2.418		
Diaspore	AlO(OH)	orth	3.4	6.8	1.694	1.715	1.741
Digenite	Cu _{2-x} S	cub	5.55	2.8			
Diopside	CaMgSi ₂ O ₆	monocl	3.30	6	1.680	1.687	1.708
Diopase	CuSiO ₃ (OH) ₂	rhomb	3.5	5	1.65	1.70	
Dolomite	CaMg(CO ₃) ₂	rhomb	2.86	3.5	1.500	1.679	
Douglasite	K ₂ FeCl ₄ ·2H ₂ O	orth	2.16		1.488	1.500	
Dyscrasite	Ag ₃ Sb	rhomb	9.74	3.8			
Eddingtonite	BaAl ₂ Si ₃ O ₁₀ ·4H ₂ O	rhomb	2.8		1.541	1.553	1.557
Eglestonite	Hg ₂ OCl ₂	cub	8.4	2.5	2.49		
Emplectite	CuBiS ₂	rhomb	6.38	2			
Enargite	Cu ₃ AsS ₄	rhomb	4.5	3			
Enstatite	MgSiO ₃	monocl	3.19	5.5	1.656	1.662	1.669
Epidote	Ca ₂ Al ₂ (Al,Fe)OH(SiO ₄) ₃	monocl	3.44	6	1.733	1.755	1.765
Epsomite	MgSO ₄ ·7H ₂ O	orth	1.67	2.3	1.433	1.455	1.461
Erythrite	(Co,Ni) ₃ (AsO ₄) ₂ ·8H ₂ O	monocl	3.06	2	1.626	1.661	1.699
Eucairite	CuAgSe	orth	7.7	2.5			
Euclase	BeAlSiO ₄ (OH)	monocl	3.1	7.5	1.651	1.655	1.671
Eudialite	(Na,Ca,Ce) ₅ (Fe,Mn)(Zr,Ti)(Si ₃ O ₉) ₂ (OH,Cl)	hex	3.0	5.5	1.623	1.600	1.615
Eulytite	Bi ₄ Si ₃ O ₁₂	cub	6.6	4.5	2.05		
Euxenite	(Y,Ca,Ce,U,Th)(Nb,Ta,Ti) ₂ O ₆	rhomb	5.5	6	2.2		
Fayalite	Fe ₂ SiO ₄	orth	4.30	6.5	1.827	1.869	1.879
Ferberite	FeWO ₄	monocl	7.51	4.3			
Fergussonite	(Y,Er,Ce,Fe)(Nb,Ta,Ti)O ₄	tetr	5.7	6	2.1		
Fluorite	CaF ₂	cub	3.18	4	1.434		
Forsterite	Mg ₂ SiO ₄	orth	3.21	7	1.635	1.651	1.670
Franklinite	ZnFe ₂ O ₄	cub	5.21	6	2.36		
Gahnite	ZnAl ₂ O ₄	cub	4.62	7.8	1.805		
Galaxite	MnAl ₂ O ₄	cub	4.04	7.8	1.92		
Galena	PbS	cub	7.60	2.5	3.91		
Galenabismuthite	PbBi ₂ S ₄	rhomb	7.04	3			
Ganomalite	(Ca,Pb) ₁₀ (OH,Cl) ₂ (Si ₂ O ₇) ₃	hex	5.6	3.5	1.910	1.945	
Gaylussite	Na ₂ Ca(CO ₃) ₂ ·5H ₂ O	monocl	1.99	2.8	1.444	1.516	1.523
Gehlenite	Ca ₂ Al ₂ SiO ₇	tetr	3.04	5.5	1.658	1.669	
Geikielite	MgTiO ₃	hex	3.85	5.5	1.95	2.31	
Gibbsite	Al(OH) ₃	monocl	2.42	3	1.57	1.57	1.59
Glauberite	Na ₂ Ca(SO ₄) ₂	monocl	2.80	2.8	1.515	1.535	1.536
Glaucinite	(K,Na,Ca) _{1.6} (Fe,Al,Mg) _{4.0} Si _{7.3} Al _{0.7} O ₂₀ (OH) ₄	monocl	2.7	2	1.60	1.63	1.63
Glaucophane	Na ₂ Mg ₃ Al ₂ Si ₈ O ₂₂ (OH) ₂	monocl	3.19	6	1.634	1.645	1.648
Gmelinite	(Ca,Na ₂)[Al ₂ Si ₄ O ₁₂]·6H ₂ O	hex	2.10	4.5	1.477	1.485	
Goethite	FeO(OH)	orth	4.3	5.3	2.268	2.401	2.457
Goslarite	ZnSO ₄ ·7H ₂ O	orth	1.97	2.3	1.457	1.480	1.484
Greenockite	CdS	hex	4.8	3.3	2.506	2.529	
Grossularite	Ca ₃ Al ₂ Si ₃ O ₁₂	cub	3.59	6.8	1.734		
Gummite	UO ₃ ·H ₂ O	orth	7.05	3.8			

Name	Formula	Crystal system	Density g/cm ³	Hardness	Index of refraction		
					n_α	n_β	n_γ
Gypsum	CaSO ₄ ·2H ₂ O	monocl	2.32	2	1.520	1.525	1.530
Halite	NaCl	cub	2.17	2	1.544		
Hambergite	Be ₂ (OH)(BO ₃)	rhomb	2.36	7.5	1.56	1.59	1.63
Hanksite	Na ₂₂ K(SO ₄) ₉ (CO ₃) ₂ Cl	hex	2.56	3.3	1.461	1.481	
Harmotome	Ba[Al ₂ Si ₆ O ₁₆]-6H ₂ O	monocl	2.44	4.5	1.506	1.507	1.511
Hausmannite	Mn ₃ O ₄	tetr	4.84	5.5	2.15	2.46	
Haüyne	(Na,Ca) ₄₋₈ Al ₆ Si ₆ O ₂₄ (SO ₄ ,S) ₁₋₂	cub	2.47	5.8	1.502		
Hedenbergite	CaFeSi ₂ O ₆	monocl	3.53	6	1.721	1.727	1.746
Helvite	Mn ₄ Be ₃ Si ₃ O ₁₂ S	cub	3.32	6	1.739		
Hematite	Fe ₂ O ₃	hex	5.25	6	2.91	3.19	
Hemimorphite	Zn ₄ Si ₂ O ₇ (OH) ₂ ·H ₂ O	rhomb	3.45	5	1.614	1.617	1.636
Hercynite	Fe(AlO ₂) ₂	cub	4.3	7.8	1.835		
Herderite	CaBe(PO ₄)(Fe,OH)	monocl	2.98	5.3	1.592	1.612	1.621
Hessite	Ag ₃ Te	orth	8.4	2.5			
Heulandite	(Ca,Na ₂ ,K ₂)[Al ₂ Si ₇ O ₁₈]-6H ₂ O	monocl	2.2	3.8	1.498	1.498	1.506
Hopeite	Zn ₃ (PO ₄) ₂ ·4H ₂ O	orth	3.0	3.2	1.58	1.59	1.59
Hornblende	Ca ₂ (Mg,Fe) ₄ Al(Si ₇ AlO ₂₂)(OH) ₂	monocl	3.24	5.5	1.67	1.67	1.69
Huebnerite	MnWO ₄	monocl	7.2	4.3	2.17	2.22	2.32
Humite	Mg(OH,F) ₂ ·3Mg ₂ SiO ₄	orth	3.3	6	1.625	1.636	1.657
Huntite	Mg ₃ Ca(CO ₃) ₄	trig	2.70				
Hydrogrossularite	Ca ₃ Al ₂ Si ₂ O ₈ (SiO ₄) _{1-m} (OH) _{4m}	cub	3.4	6.8	1.70		
Hydromagnesite	3MgCO ₃ ·Mg(OH) ₂ ·3H ₂ O	monocl	2.24	3.5	1.523	1.527	1.545
Illite	KAl ₄ (Si ₇ AlO ₂₀)(OH) ₄	monocl	2.8	1.5	1.56	1.59	1.59
Ilmenite	FeTiO ₃	rhomb	4.72	5.5			
Iodyrite	AgI	hex	5.68	1.5	2.21	2.22	
Jacobsite	MnFe ₂ O ₄	cub	4.87	7.8	2.3		
Jadeite	NaAlSi ₂ O ₆	monocl	3.34	6	1.649	1.654	1.663
Jamesonite	Pb ₄ FeSb ₆ S ₁₄	monocl	5.63	2.5			
Jarosite	KFe ₃ (SO ₄) ₂ (OH) ₆	rhomb	3.09	3	1.715	1.820	
Kainite	KMg(SO ₄)Cl·3H ₂ O	monocl	2.15	2.8	1.494	1.505	1.516
Kaliophyllite	KAlSiO ₄	hex	2.61	6	1.532	1.537	
Kaolinite	Al ₄ Si ₄ O ₁₀ (OH) ₈	tricl	2.65	2.3	1.549	1.564	1.565
Kernite	Na ₂ B ₄ O ₇ ·4H ₂ O	monocl	1.95	2.5	1.454	1.472	1.488
Kieserite	MgSO ₄ ·H ₂ O	monocl	2.57	3.5	1.520	1.533	1.584
Kyanite	Al ₂ OSiO ₄	tricl	3.59	6.3	1.715	1.722	1.731
Lanarkite	Pb ₂ (SO ₄)O	monocl	6.92	2.3	1.928	2.007	2.036
Lanthanite	(La,Ce) ₂ (CO ₃) ₃ ·8H ₂ O	rhomb	2.72	2.8	1.52	1.587	1.613
Laumontite	Ca ₄ [Al ₈ Si ₁₆ O ₄₈]-16H ₂ O	monocl	2.3	3.3	1.508	1.517	1.519
Laurionite	Pb(OH)Cl	rhomb	6.24	3.3	2.08	2.12	2.16
Lawsonite	CaAl ₂ (OH) ₂ Si ₂ O ₇ ·H ₂ O	rhomb	3.08	6	1.655	1.675	1.685
Lazulite	(Mg,Fe)Al ₂ (PO ₄) ₂ (OH) ₂	monocl	3.23	5.8	1.615	1.64	1.650
Lazurite	Na ₃ SSi ₃ Al ₃ O ₁₂	cub	2.42	5.3	1.500		
Leadhillite	Pb ₄ (SO ₄)(CO ₃) ₂ (OH) ₂	monocl	6.55	2.8	1.87	2.00	2.01
Lepidocrocite	FeO(OH)	orth	4.26	5	1.94	2.20	2.51
Lepidolite	K ₂ (Li,Al) ₅₋₆ [Si ₆₋₇ Al ₂₋₁ O ₂₀](OH,F) ₄	monocl	2.85	3.3	1.536	1.565	1.566
Leucite	KAlSi ₂ O ₆	tetr	2.49	5.8	1.510		
Levyne	(Ca,Na ₂)Al ₂ Si ₄ O ₁₂ ·6H ₂ O	rhomb	2.10	4.5	1.496	1.501	
Litharge	PbO	tetr	9.35	2	2.535	2.665	
Loellingite	FeAs ₂	rhomb	7.40	5.3			
Maghemite	Fe ₂ O ₃	cub	4.88	7.8	2.63		
Magnesite	MgCO ₃	hex	3.05	4	1.536	1.741	
Magnetite	Fe ₃ O ₄	cub	5.17	6	2.42		
Malachite	Cu ₂ (OH) ₂ (CO ₃)	monocl	4.05	3.8	1.655	1.875	1.909
Manganite	MnO(OH)	monocl	≈4.3	4	2.25	2.25	2.53
Manganosite	MnO	cub	5.37	5.5			
Marcasite	FeS ₂	cub	5.02	6.3			
Marialite	Na ₄ Al ₃ Si ₃ O ₂₄ Cl	tetr	2.56	5.5	1.541	1.548	
Marshite	CuI	cub	5.67	2.5	2.346		
Mascagnite	(NH ₄) ₂ SO ₄	orth	1.77	2.3	1.520	1.523	1.533
Matlockite	PbClF	tetr	7.05	2.8	2.006	2.145	

Name	Formula	Crystal system	Density g/cm ³	Hardness	Index of refraction		
					n_α	n_β	n_γ
Meionite	$\text{Ca}_4\text{Al}_6\text{Si}_6\text{O}_{24}\text{CO}_3$	tetr	2.78	5.5	1.559	1.595	
Melanterite	$\text{FeSO}_4 \cdot 7\text{H}_2\text{O}$	monocl	1.89	2	1.47	1.48	1.49
Melilite	$(\text{Ca},\text{Na})_2(\text{Mg},\text{Fe},\text{Al},\text{Si})_3\text{O}_7$	tetr	3.00	5.5	1.639	1.645	
Mellite	$\text{Al}_2\text{C}_{12}\text{O}_{12} \cdot 18\text{H}_2\text{O}$	tetr	1.64	2.3	1.511	1.539	
Mendipite	$\text{Pb}_3\text{O}_2\text{Cl}_2$	rhomb	7.24	2.5	2.24	2.27	2.31
Mesolite	$\text{Na}_2\text{Ca}_2(\text{Al}_2\text{Si}_3\text{O}_{10}) \cdot 8\text{H}_2\text{O}$	orth	2.26	5	1.506		
Metacinnabar	HgS	cub	7.70	3			
Microcline	KAlSi_3O_8	monocl	2.56	6.3	1.522	1.526	1.530
Miersite	AgI	hex	5.68	2.5	2.20		
Millerite	NiS	hex	5.5	3.3			
Mimetite	$\text{Pb}_5(\text{AsO}_4)_3\text{PO}_4\text{Cl}$	hex	7.24	3.8	2.128	2.147	
Minium	Pb_3O_4	tetr	8.9	2.5			
Mirabilite	$\text{Na}_2\text{SO}_4 \cdot 10\text{H}_2\text{O}$	monocl	1.46	1.8	1.394	1.396	1.398
Moissanite	SiC	hex	3.16	9.5	2.648	2.691	
Molybdenite	MoS_2	hex	5.06	1.3			
Monazite	$(\text{Ce},\text{La},\text{Th})\text{PO}_4$	monocl	5.2	5	1.787	1.789	1.840
Monetite	CaHPO_4	tricl	2.92	3.5	1.587	1.61	1.640
Monticellite	$\text{Ca}(\text{Mg},\text{Fe})\text{SiO}_4$	orth	3.18	5.5	1.647	1.655	1.664
Montmorillonite	$(0.5\text{Ca},\text{Na})_{0.7}(\text{Al},\text{Mg},\text{Fe})_4[(\text{Si},\text{Al})_8\text{O}_{20}](\text{OH})_4 \cdot n\text{H}_2\text{O}$	monocl	2.5	1.5	1.55	1.57	1.57
Montroydite	HgO	orth	11.14	2.5	2.37	2.50	2.65
Mordenite	$(\text{Na},\text{K},\text{Ca})[\text{Al}_2\text{Si}_{10}\text{O}_{24}] \cdot 7\text{H}_2\text{O}$	orth	2.13	3.5	1.478	1.480	1.482
Muscovite	$\text{KAl}_2\text{Si}_3\text{AlO}_{10}(\text{OH},\text{F})_2$	monocl	2.83	2.8	1.563	1.596	1.602
Nantokite	CuCl	cub	4.14	2.5	1.930		
Natrolite	$\text{Na}_2\text{Al}_2\text{Si}_3\text{O}_{10} \cdot 2\text{H}_2\text{O}$	orth	2.23	5	1.478	1.481	1.491
Nepheline	$\text{Na}_3\text{KAl}_4\text{Si}_4\text{O}_{16}$	hex	2.61	5.8	1.534	1.538	
Newberyite	$\text{MgHPO}_4 \cdot 3\text{H}_2\text{O}$	orth	2.13	3.3	1.514	1.517	1.533
Nicolite	NiAs	hex	7.77	5.3			
Norbergite	$\text{Mg}(\text{OH},\text{F})_2 \cdot \text{Mg}_2\text{SiO}_4$	orth	3.21	6.5	1.565	1.573	1.592
Nosean	$\text{Na}_8\text{Al}_6\text{Si}_6\text{O}_{24}\text{SO}_4$	cub	2.35	5.5	1.495		
Oldhamite	CaS	cub	2.59	4	2.137		
Oligoclase	$([\text{NaSi}]_{0.9-0.7}[\text{CaAl}]_{0.1-0.3})\text{AlSi}_2\text{O}_8$	tricl	2.64	6.3	1.539	1.543	1.547
Olivenite	$\text{Cu}_2(\text{AsO}_4)(\text{OH})$	rhomb	4.2	3	1.77	1.80	1.85
Olivine	$(\text{Mg},\text{Fe})\text{SiO}_4$	rhomb	3.81	6.8	1.73	1.76	1.78
Opal	$\text{SiO}_2 \cdot n\text{H}_2\text{O}$	amorp	1.9	5	1.44		
Orpiment	As_2S_3	monocl	3.46	1.8	2.40	2.81	3.02
Orthoclase	KAlSi_3O_8	monocl	2.56	6	1.523	1.527	1.531
Orthopyroxene	$(\text{Mg},\text{Fe})\text{SiO}_3$	rhomb	3.6	5.5	1.709	1.712	1.723
Paragonite	$\text{NaAl}_2\text{Si}_3\text{AlO}_{10}(\text{OH})_2$	monocl	2.85	2.5	1.572	1.602	1.605
Parisite	$(\text{Ce},\text{La},\text{Na})\text{FCO}_3 \cdot \text{CaCO}_3$	hex	4.42	4.5	1.672	1.771	
Pectolite	$\text{Ca}_2\text{NaH}(\text{SiO}_3)_3$	tricl	2.88	4.8	1.603	1.610	1.639
Penfieldite	$\text{Pb}_4\text{Cl}_6(\text{OH})_2$	hex	6.6		2.13	2.21	
Pentlandite	$(\text{Fe},\text{Ni})_9\text{S}_8$	cub	4.8	3.8			
Percylite	$\text{PbCuCl}_2(\text{OH})_2$	cub		2.5	2.05		
Periclase	MgO	cub	3.6	5.5	1.735		
Perovskite	CaTiO_3	cub	3.98	5.5	2.34		
Petalite	$\text{LiAlSi}_4\text{O}_{10}$	monocl	2.42	6.5	1.506	1.511	1.519
Pharmacosiderite	$\text{Fe}_3(\text{AsO}_4)_2(\text{OH})_3 \cdot 5\text{H}_2\text{O}$	cub	2.80	2.5	1.690		
Phenakite	Be_2SiO_4	rhomb	2.98	7.5	1.654	1.670	
Phillipsite	$\text{K}(\text{Ca}_{0.5},\text{Na})_2[\text{Al}_3\text{Si}_5\text{O}_{16}] \cdot 6\text{H}_2\text{O}$	monocl	2.2	4.3	1.494	1.497	1.505
Phlogopite	$\text{KMg}_3\text{AlSi}_3\text{O}_{10}(\text{OH},\text{F})_2$	monocl	2.83	2.3	1.560	1.597	1.598
Phosgenite	$\text{Pb}_2(\text{CO}_3)\text{Cl}_2$	tetr	6.13	2.5	2.118	2.145	
Piemontite	$\text{Ca}_2(\text{Mn},\text{Fe},\text{Al})_3\text{O}(\text{Si}_2\text{O}_7)(\text{SiO}_4)(\text{OH})$	monocl	3.49	6	1.762	1.773	1.796
Pigeonite	$(\text{Mg},\text{Fe},\text{Ca})(\text{Mg},\text{Fe})\text{Si}_2\text{O}_6$	monocl	3.38	6	1.702	1.703	1.728
Pollucite	$\text{CsAlSi}_2\text{O}_6$	tetr	2.9	6.5	1.517		
Polybasite	$(\text{Ag},\text{Cu})_{16}\text{Sb}_2\text{S}_{11}$	monocl	6.1	2.5			
Powellite	$\text{Ca}(\text{Mo},\text{W})\text{O}_4$	tetr	4.35	3.8	1.971	1.980	
Prehnite	$\text{Ca}_2\text{Al}_2\text{Si}_3\text{O}_{10}(\text{OH})_2$	rhomb	2.93	6.3	1.622	1.628	1.648
Proustite	Ag_3AsS_3	rhomb	5.57	2.3	2.792	3.088	
Pseudobrookite	Fe_2TiO_5	rhomb	4.36	6	2.38	2.39	2.42
Psilomelane	$\text{BaMn}_9\text{O}_{16}(\text{OH})_4$	rhomb	4.71	5.5			

Name	Formula	Crystal system	Density g/cm ³	Hardness	Index of refraction		
					n_α	n_β	n_γ
Pumpellyite	Ca ₂ Al ₂ (Al,Fe,Mg)[Si ₂ (O,OH) ₇](SiO ₄)(OH,O) ₃	monocl	3.21	5.5	1.688	1.695	1.705
Pyrrargyrite	Ag ₃ SbS ₃	rhomb	5.85	2.5	2.88	3.08	
Pyrite	FeS ₂	cub	5.02	6.3			
Pyrochlore	NaCaNb ₂ O ₆ F	cub	5.3	5.3			
Pyrochroite	Mn(OH) ₂	hex	3.26	2.5	1.68	1.72	
Pyrolusite	MnO ₂	tetr	5.08	6.3			
Pyromorphite	Pb ₅ (PO ₄) ₃ AsO ₄ Cl	hex	7.04	3.8	2.048	2.058	
Pyrope	Mg ₃ Al ₂ Si ₃ O ₁₂	cub	3.58	6.8	1.714		
Pyrophyllite	Al ₂ Si ₄ O ₁₀ (OH) ₂	monocl	2.78	1.5	1.545	1.579	1.599
Pyrrhotite	Fe ₇ S ₈	hex	4.62	4			
Quartz	SiO ₂	hex	2.65	7	1.544	1.553	
Rammelsbergite	NiAs ₂	orth	7.1	5.8			
Raspite	PbWO ₄	monocl	8.46	2.8	1.27	1.27	1.30
Realgar	As ₄ S ₄	monocl	3.5	1.8	2.538	2.684	2.704
Rhodochrosite	MnCO ₃	hex	3.70	3.8	1.597	1.816	
Rhodonite	(Mn,Fe,Ca)SiO ₃	orth	3.48	6	1.725	1.729	1.737
Riebeckite	Na ₂ Fe ₅ (Si ₈ O ₂₂)(OH) ₂	monocl	3.3	5	1.675	1.683	1.694
Rutile	TiO ₂	tetr	4.23	6.2	2.609	2.900	
Safflorite	(Co,Fe)As ₂	rhomb	7.3	4.8			
Samarskite	(Y,Er,Ce,U,Ca,Fe,Pb,Th)(Nb,Ta,Ti,Sn) ₂ O ₆	rhomb	5.69	5.5	2.200		
Sapphirine	(Mg,Fe) ₂ Al ₄ O ₆ SiO ₄	monocl	3.49	7.5	1.709	1.712	1.715
Scapolite	(Na,Ca) ₄ Al ₃ (Al,Si) ₃ Si ₆ O ₂₄ (Cl,F,OH,CO ₃ ,SO ₄)	tetr	2.64	5.5	1.551	1.573	
Scheelite	CaWO ₄	tetr	6.06	4.8	1.920	1.936	
Scolecite	CaAl ₂ Si ₃ O ₁₀ ·3H ₂ O	monocl	2.27	5	1.510	1.518	1.519
Scorodite	Fe(AsO ₄)·2H ₂ O	rhomb	3.28	3.8	1.784	1.795	1.814
Sellaite	MgF ₂	tetr	3.15	5	1.378	1.390	
Senarmontite	Sb ₂ O ₃	cub	5.58	2.3	2.087		
Serpentine	Mg ₃ Si ₂ O ₅ (OH) ₄	monocl	2.55	3	1.55	1.56	1.56
Siderite	FeCO ₃	hex	3.9	4.3	1.635	1.875	
Sillimanite	Al ₂ O ₃ SiO ₄	rhomb	3.25	7	1.658	1.660	1.660
Skutterudite	(Co,Ni)As ₃	cub	6.8	5.8			
Smithsonite	ZnCO ₃	rhomb	4.4	4.3	1.621	1.848	
Sodalite	Na ₈ Al ₆ Si ₆ O ₂₄ Cl ₂	cub	2.30	5.8	1.485		
Sperrylite	PtAs ₂	cub	10.58	6.5			
Spessartite	Mn ₃ Al ₂ Si ₃ O ₁₂	cub	4.19	6.8	1.800		
Sphalerite	ZnS	cub	4.0	3.8	2.369		
Sphene	CaTiSiO ₄ (O,OH,F)	monocl	3.50	5	1.90	1.95	2.03
Spinel	MgAl ₂ O ₄	cub	3.55	7.8	1.719		
Spodumene	LiAlSi ₂ O ₆	monocl	3.13	6.8	1.656	1.662	1.671
Stannite	Cu ₂ FeSn ₄	tetr	4.4	4			
Staurolite	(Fe,Mg,Zn) ₂ (Al,Fe,Ti) ₃ O ₆ [(Si,Al) ₄ O ₄](O,OH) ₂	monocl	3.79	7.5	1.743	1.747	1.755
Stercorite	Na(NH ₄)H(PO ₄)·4H ₂ O	tricl	1.62	2	1.439	1.442	1.469
Stibiotantalite	Sb(Ta,Nb)O ₄	rhomb	6.6	5.5	2.38	2.41	2.46
Stibnite	Sb ₂ S ₃	orth	4.56	2			
Stilbite	NaCa ₂ [Al ₅ Si ₁₃ O ₃₆]·14H ₂ O	monocl	2.2	3.8	1.492	1.499	1.503
Stilpnomelane	(K,Na,Ca) _{0.6} (Fe,Mg) ₆ Si ₈ Al(O,OH) ₂₇ ·2H ₂ O	monocl	2.8	3.5	1.585	1.665	1.665
Stolzite	PbWO ₄	tetr	8.2	2.8	2.19	2.27	
Strengite	FePO ₄ ·2H ₂ O	orth	2.87	4	1.707	1.719	1.741
Strontianite	SrCO ₃	orth	3.5	3.5	1.518	1.666	1.668
Struvite	Mg(NH ₄)(PO ₄)·6H ₂ O	rhomb	1.71	2	1.495	1.496	1.504
Sulfur	S	orth	2.07	2	1.958	2.038	2.245
Sylvanite	(Ag,Au)Te ₂	monocl	8.16	1.8			
Sylvite	KCl	cub	1.99	2	1.490		
Talc	Mg ₃ Si ₄ O ₁₀ (OH) ₂	monocl	2.71	1	1.545	1.592	1.595
Tantalite	(Fe,Mn)(Ta,Nb) ₂ O ₆	rhomb	7.95	6.5	2.26	2.32	2.43
Tapiolite	FeTa ₂ O ₆	tetr	7.9	6.3	2.27	2.42	
Tellurobismuthite	Bi ₂ Te ₃	hex	7.74	1.8			
Terlinguaite	Hg ₂ OCl	monocl	8.73	2.5	2.35	2.64	2.66
Tetrahedrite	(Cu,Fe) ₁₂ Sb ₄ S ₁₃	cub	4.9	3.8			
Thenardite	Na ₂ SO ₄	orth	2.7	2.8	1.468	1.475	1.483

Name	Formula	Crystal system	Density g/cm ³	Hardness	Index of refraction		
					n_α	n_β	n_γ
Thermonatrite	Na ₂ CO ₃ ·H ₂ O	orth	2.25	1.3	1.420	1.506	1.524
Thomsenolite	NaCaAlF ₆ ·H ₂ O	monocl	2.98	2	1.407	1.414	1.415
Thorianite	ThO ₂	cub	10.0	6.5	2.200		
Thorite	ThSiO ₄	tetr	6.7	4.8	1.8		
Topaz	Al ₂ SiO ₄ (OH,F) ₂	rhomb	3.53	8	1.618	1.620	1.627
Torbernite	Cu(UO ₂) ₂ (PO ₄) ₂ ·8H ₂ O	tetr	3.22	2.3	1.582	1.592	
Tourmaline	Na(Mg,Fe,Mn,Li,Al) ₃ Al ₆ Si ₆ O ₁₈ (BO ₃) ₃	rhomb	3.14	7	1.62	1.65	
Tremolite	Ca ₂ Mg ₅ Si ₈ O ₂₂ (OH,F) ₂	monocl	3.0	5.5	1.599	1.612	1.622
Trevorite	NiFe ₂ O ₄	cub	5.33	7.8	2.3		
Tridymite	SiO ₂	hex	2.27	7	1.475	1.476	1.479
Triphyllite-Lithiophyllite	Li(Fe,Mn)PO ₄	rhomb	3.46	4.5	1.68	1.68	1.69
Troegerite	(UO ₂) ₃ (AsO ₄) ₂ ·12H ₂ O	tetr		2.5	1.59	1.630	
Troilite	FeS	hex	4.7	4			
Trona	Na ₃ H(CO ₃) ₂ ·2H ₂ O	monocl	2.14	2.8	1.412	1.492	1.540
Turquoise	Cu(Al,Fe) ₆ (PO ₄) ₄ (OH) ₈ ·4H ₂ O	tricl	2.9	5.3	1.70	1.73	1.75
Ullmannite	NiSbS	cub	6.65	5.3			
Uraninite	UO ₂	cub	11.0	5.5			
Uvarovite	Ca ₃ Cr ₂ Si ₃ O ₁₂	cub	3.83	6.8	1.865		
Valentinite	Sb ₂ O ₃	orth	5.7	2.8	2.18	2.35	2.35
Vanadinite	Pb ₅ (VO ₄) ₃ Cl	hex	6.8	2.9	2.350	2.416	
Variseite-Strengite	(Al,Fe)(PO ₄) ₂ ·2H ₂ O	rhomb	2.72	4	1.635	1.654	1.668
Vaterite	CaCO ₃	hex	2.71		1.550	1.645	
Vermiculite	(Mg,Ca) _{0.7} (Mg,Fe,Al) ₆ [(Al,Si) ₈ O ₂₀](OH) ₄ ·8H ₂ O	monocl	2.3	1.5	1.542	1.556	1.556
Vesuvianite	Ca ₁₀ (Mg,Fe) ₂ Al ₄ (Si ₂ O ₇) ₂ (SiO ₄) ₅ (OH,F) ₄	tetr	3.33	6.5	1.72	1.73	
Villiaumite	NaF	cub	2.78	2.3	1.327		
Vivianite	Fe ₃ (PO ₄) ₂ ·8H ₂ O	monocl	2.58	1.8	1.598	1.629	1.652
Wagnerite	Mg ₂ (PO ₄)F	monocl	3.15	5.3	1.568	1.572	1.582
Wavellite	Al ₃ (OH) ₃ (PO ₄) ₂ ·5H ₂ O	rhomb	2.36	3.6	1.527	1.535	1.553
Whewellite	CaC ₂ O ₄ ·H ₂ O	cub	2.2	2.8	1.491	1.554	1.650
Willemite	Zn ₂ SiO ₄	hex	4.1	5.5	1.691	1.719	
Witherite	BaCO ₃	orth	4.29	3.5	1.529	1.676	1.677
Wolframite	(Fe,Mn)WO ₄	monocl	7.3	4.3	2.26	2.32	2.42
Wollastonite	CaSiO ₃	monocl	2.92	4.8	1.628	1.639	1.642
Wulfenite	PbMoO ₄	tetr	6.7	2.9	2.283	2.403	
Wurtzite	ZnS	hex	4.09	3.8	2.356	2.378	
Xenotime	YPO ₄	tetr	4.8	4.5	1.721	1.816	
Zeunerite	Cu(UO ₂) ₂ (AsO ₄) ₂ ·10H ₂ O	tetr			1.606		
Zincite	ZnO	hex	5.6	4	2.013	2.029	
Zircon	ZrSiO ₄	tetr	4.6	7.5	1.94	1.99	
Zoisite	Ca ₂ Al ₃ Si ₃ O ₁₂ (OH)	rhomb	3.26	6	1.695	1.699	1.711

CRYSTALLOGRAPHIC DATA ON MINERALS

This table contains x-ray crystallographic data on about 400 common minerals, as well as selected crystalline elements. Entries are arranged alphabetically by mineral name. The columns are:

Name: Common name of the mineral.

Formula: Chemical formula for a typical sample of the mineral. Composition often varies considerably with the origin of the sample.

Crystal system: tricl = triclinic; monocl = monoclinic; orth = orthorhombic; tetr = tetragonal; hex = hexagonal; rhomb = rhombohedral; cubic = cubic.

Structure type: Prototype for the structural arrangement of the crystallographic cell.

Z: Number of formula units per the unit cell.

a, b, c: Lengths of the cell edges in Å (1 Å = 10⁻⁸ cm).

α, β, γ: Angles between cell axes.

References

1. Robie, R.A., Bethke, P.M., and Beardsley, K.M., *U. S. Geological Survey Bulletin 1248*, U. S. Government Printing Office, Washington, D.C.
2. Donnay, J.D.H., and Ondik, H.M., *Crystal Data Determinative Tables, Third Edition, Volume 2, Inorganic Compounds*, Joint Committee on Powder Diffraction Standards, Swarthmore, PA, 1973.
3. Deer, W.A., Howie, R.A., and Zussman, J., *An Introduction to the Rock-Forming Minerals, 2nd Edition*, Longman Scientific & Technical, Harlow, Essex, 1992.

Name	Formula	Crystal system	Structure type	Z	a/Å	b/Å	c/Å	α	β	γ
Acanthite	Ag ₂ S	monocl		4	4.228	6.928	7.862		99.58°	
Acmite (Aegirine)	NaFe(SiO ₃) ₂	monocl	diopside	4	9.658	8.795	5.294		107.42°	
Akermanite	Ca ₂ MgSi ₂ O ₇	tetr	melilite	2	7.8435		5.010			
Alabandite	MnS	cubic	rock salt	4	5.223					
Almandine (Almandite)	Fe ₃ Al ₂ Si ₃ O ₁₂	cubic	garnet	8	11.526					
Altaite	PbTe	cubic	rock salt	4	6.4606					
Aluminum	Al	cubic	copper	4	4.049					
Alunite	KAl ₃ (SO ₄) ₂ (OH) ₆	rhomb		3	6.982		17.32			
Analcite	NaAlSi ₃ O ₆ ·H ₂ O	cubic		16	13.733					
Anatase	TiO ₂	tetr		4	3.785		9.514			
Andalusite	Al ₂ OSiO ₄	orth		4	7.7959	7.8983	5.5583			
Andradite	Ca ₃ Fe ₂ Si ₃ O ₁₂	cubic	garnet	8	12.048					
Anglesite	PbSO ₄	orth	barite	4	8.480	5.398	6.958			
Anhydrite	CaSO ₄	orth	anhydrite	4	6.991	6.996	6.238			
Annite	KFe ₃ [AlSi ₃ O ₁₀](OH) ₂	monocl	1M mica	2	10.29	9.33	5.39		105.1°	
Anorthite	CaAl ₂ Si ₂ O ₈	tricl	primitive cell	8	8.177	12.877	14.169	93.17°	115.85°	91.22°
Anthophyllite	Mg ₇ Si ₈ O ₂₂ (OH) ₂	orth		4	18.61	18.01	5.24			
Antimony	Sb	rhomb	arsenic	6	4.2996		11.2516			
Aragonite	CaCO ₃	orth	aragonite	4	5.741	7.968	4.959			
Arcanite	K ₂ SO ₄	orth	arcanite	4	5.772	10.072	7.483			
Argentite	Ag ₂ S	cubic		2	4.870					
Argentopyrite	AgFe ₂ S ₃	orth		4	6.64	11.47	6.45			
Arsenic	As	rhomb	arsenic	6	3.760		10.555			
Arsenolite	As ₂ O ₃	cubic	diamond	16	11.074					
Arsenopyrite	FeAsS	tricl		4	5.760	5.690	5.785	90.00°	112.23°	90.00°
Azurite	Cu ₃ (OH) ₂ (CO ₃) ₂	monocl		2	5.008	5.844	10.336		92.45°	
Baddeleyite	ZrO ₂	monocl	baddeleyite	4	5.1454	5.2075	5.3107		99.23°	
Banalsite	BaNa ₂ Al ₄ Si ₄ O ₁₆	orth		4	8.50	9.97	16.72			
Barite	BaSO ₄	orth	barite	4	8.878	5.450	7.152			
Berlinite	AlPO ₄	hex	α-quartz	3	4.942		10.97			
Beryl	Be ₃ Al ₂ (SiO ₃) ₆	hex	beryl	2	9.215		9.192			
Berzelianite	Cu ₂ Se	cubic		4	5.85					
Bismite	Bi ₂ O ₃	monocl	pseudo-orth	4	7.48	8.14	5.83		112.9°	
Bismuth	Bi	rhomb	arsenic	6	4.5367		11.8383			
Bismuthinite	Bi ₂ S ₃	orth	stibnite	4	11.150	11.300	3.981			
Bixbyite	Mn ₂ O ₃	cubic	thallium trioxide	16	9.411					
Boehmite	AlO(OH)	orth	lepidocrocite	4	2.868	12.227	3.700			
Borax	Na ₂ B ₄ O ₇ ·10H ₂ O	monocl		4	11.858	10.674	12.197		106.68°	

Name	Formula	Crystal system	Structure type	Z	<i>a</i> /Å	<i>b</i> /Å	<i>c</i> /Å	α	β	γ
Bornite (metastable)	Cu ₅ FeS ₄	cubic		8	10.94					
Breithauptite	NiSb	hex	niccolite	2	3.942		5.155			
Brochantite	Cu ₄ SO ₄ (OH) ₆	monocl		4	13.066	9.85	6.022		103.27°	
Bromargyrite	AgBr	cubic	rock salt	4	5.7745					
Bromellite	BeO	hex	zincite	2	2.6979		4.3772			
Brookite	TiO ₂	orth		8	5.456	9.182	5.143			
Brucite	Mg(OH) ₂	hex	cadmium iodide	1	3.147		4.769			
Bunsenite	NiO	cubic	rock salt	4	4.177					
Bustamite	CaMn(SiO ₃) ₂	tricl		6	7.736	7.157	13.824	90.52°	94.58°	103.87°
Cadmium telluride	CdTe	cubic	sphalerite	4	6.4805					
Cadmoseelite	CdSe	hex	zincite	2	4.2977		7.0021			
Calcite	CaCO ₃	rhomb	calcite	6	4.9899		17.064			
Calomel	Hg ₂ Cl ₂	tetr		4	4.478		10.910			
Carbonate-apatite	Ca ₁₀ (PO ₄) ₆ CO ₃ ·H ₂ O	hex	apatite	1	9.436		6.883			
Cassiterite	SnO ₂	tetr	rutile	2	4.738		3.188			
Cattierite	CoS ₂	cubic	pyrite	4	5.5345					
Celestite	SrSO ₄	orth	barite	4	8.359	5.352	6.866			
Celsian	BaAl ₂ Si ₂ O ₈	monocl		8	8.627	13.045	14.408		115.20°	
Cerianite	CeO ₂	cubic	fluorite	4	5.4110					
Cerussite	PbCO ₃	orth	aragonite	4	6.152	8.436	5.195			
Cervantite	Sb ₂ O ₄	orth		4	5.424	11.76	4.804			
Chalcanthite	CuSO ₄ ·5H ₂ O	tricl		2	6.1045	10.72	5.949	97.57°	107.28°	77.43°
Chalcocite	Cu ₂ S	orth		96	11.881	27.323	13.491			
Chalcopyrite	CuFeS ₂	tetr		4	5.2988		10.434			
Chlorapatite	Ca ₅ (PO ₄) ₃ Cl	hex	apatite	2	9.629		6.777			
Chlorargyrite	AgCl	cubic	rock salt	4	5.5491					
Chloritoid	FeAl ₄ O ₂ (SiO ₄) ₂ (OH) ₄	monocl		8	9.48	5.48	18.18		101.77°	
Chloromagnesite	MgCl ₂	rhomb		3	3.632		17.795			
Chondrodite	2Mg ₂ SiO ₄ ·MgF ₂	monocl		2	7.89	4.743	10.29		109.03°	
Chrysoberyl	BeAl ₂ O ₄	orth	olivine	4	5.4756	9.4041	4.4267			
Cinnabar	HgS	hex	cinnabar	3	4.149		9.495			
Claudetite	As ₂ O ₃	monocl		4	5.339	12.984	4.5405		94.27°	
Clausthalite	PbSe	cubic	rock salt	4	6.1255					
Clinoenstatite	MgSiO ₃	monocl		8	9.620	8.825	5.188		108.33°	
Clinoferrosilite	FeSiO ₃	monocl		8	9.7085	9.0872	5.2284		108.43°	
Clinohumite	4Mg ₂ SiO ₄ ·MgF ₂	monocl		2	13.68	4.75	10.27		100.83°	
Clinzoisite	Ca ₂ Al ₃ (SiO ₄) ₃ OH	monocl		2	8.887	5.581	10.14		115.93°	
Cobalt olivine	Co ₂ SiO ₄	orth	olivine	4	4.782	10.301	6.003			
Cobalt oxide	CoO	cubic	rock salt	4	4.260					
Cobalt sulfide	CoS	cubic	sphalerite	4	5.339					
Cobalt titanate	CoTiO ₃	rhomb	ilmenite	6	5.066		13.918			
Cobaltcalcite	CoCO ₃	rhomb	calcite	6	4.6581		14.958			
Cobaltite	CoAsS	cubic	NiSbS	4	5.60					
Coesite	SiO ₂	monocl		16	7.152	12.379	7.152		120.00°	
Coffinite	USiO ₄	tetr	zircon	4	6.995		6.263			
Colemanite	Ca ₂ B ₆ O ₁₁ ·5H ₂ O	monocl		4	8.743	11.264	6.102		110.12°	
Coloradoite	HgTe	cubic	sphalerite	4	6.4600					
Cooperite	PtS	tetr		2	3.4699		6.1098			
Copper	Cu	cubic	face-centered cubic	4	3.6150					
Corundum	Al ₂ O ₃	rhomb	corundum	6	4.7591		12.9894			
Cotunnite	PbCl ₂	orth		4	4.535	7.62	9.05			
Covellite	CuS	hex		6	3.792		16.34			
Cristobalite (α)	SiO ₂	tetr		4	4.971		6.918			
Cristobalite (β)	SiO ₂	cubic		8	7.1382					
Cryolite	Na ₃ AlF ₆	monocl		2	5.40	5.60	7.776		90.18°	
Cubanite	CuFe ₂ S ₃	orth		4	6.46	11.12	6.23			
Cumingtonite	(Mg,Fe,Mn) ₇ (Si ₄ O ₁₁) ₂ (OH) ₂	monocl	tremolite	2	9.522	18.223	5.332		101.92°	
Cuprite	Cu ₂ O	cubic		2	4.2696					
Danburite	CaB ₂ Si ₂ O ₈	orth		4	8.04	8.77	7.74			

Name	Formula	Crystal system	Structure type	Z	<i>a</i> /Å	<i>b</i> /Å	<i>c</i> /Å	α	β	γ
Datolite	CaBSiO ₄ (OH)	monocl		4	9.62	7.60	4.84		90.15°	
Daubreite	FeCr ₂ S ₄	cubic	spinel	8	9.966					
Diamond	C	cubic	diamond	8	3.5670					
Diaspore	AlO(OH)	orth		4	4.401	9.421	2.845			
Dickite	Al ₂ Si ₂ O ₅ (OH) ₄	monocl		4	5.150	8.940	14.736		103.58°	
Digenite	Cu _{1.79} S	cubic	deformed fluorite	4	5.5695					
Diopside	CaMg(SiO ₃) ₂	monocl	diopside	4	9.743	8.923	5.251		105.93°	
Diopside	CuSiO ₂ (OH) ₂	rhomb	phenacite	18	14.61		7.80			
Dolerophanite	Cu ₂ O(SO ₄)	monocl		4	8.334	6.312	7.628		108.4°	
Dolomite	CaMg(CO ₃) ₂	rhomb	calcite	3	4.8079		16.010			
Dravite	NaMg ₃ Al ₆ B ₃ Si ₆ O ₂₇ (OH) ₄	rhomb	tourmaline	3	15.942		7.224			
Elbaite	NaLiAl _{1.67} B ₃ Si ₆ O ₂₇ (OH) ₄	rhomb	tourmaline	3	15.842		7.009			
Enargite	Cu ₃ AsS ₄	orth		2	6.426	7.422	6.144			
Enstatite	MgSiO ₃	orth		16	8.829	18.22	5.192			
Epidote	Ca ₂ Al ₂ (Al,Fe)OH(SiO ₄) ₃	monocl		2	8.89	5.63	10.19		115.40°	
Epsomite	MgSO ₄ ·7H ₂ O	orth		4	11.86	11.99	6.858			
Eskolaite	Cr ₂ O ₃	rhomb	corundum	6	4.9607		13.599			
Eucairite	AgCuSe	orth		10	4.105	20.35	6.31			
Euclase	AlBeSiO ₄ (OH)	monocl		4	4.763	14.29	4.618		100.25°	
Famatimite	Cu ₃ SbS ₄	tetr		2	5.384		10.770			
Fayalite	Fe ₂ SiO ₄	orth	olivine	4	4.817	10.477	6.105			
Fe-Cordierite	Fe ₂ Al ₃ (AlSi ₅ O ₁₈)	orth	cordierite	4	9.726	17.065	9.287			
Fe-Gehlenite	Ca ₂ Fe ₂ SiO ₇	tetr	melilite	2	7.54		4.855			
Fe-Indialite	Fe ₂ Al ₃ (AlSi ₅ O ₁₈)	hex	beryl	2	9.860		9.285			
Fe-Leucite	KFeSi ₂ O ₆	tetr		16	13.205		13.970			
Fe-Microcline	KFeSi ₃ O ₈	tricl		4	8.68	13.10	7.340	90.75°	116.05°	86.23°
Fe-Sanidine	KFeSi ₃ O ₈	monocl		4	8.689	13.12	7.319		116.10°	
Fe-Skuterrudite	FeAs _{2.95}	cubic		8	8.1814					
Ferberite	FeWO ₄	monocl	wolframite	2	4.732	5.708	4.965		90.00°	
Ferriannite	KFe ₃ [FeSi ₃ O ₁₀](OH) ₂	monocl		2	5.430	9.404	10.341		100.07°	
Ferroselite	FeSe ₂	orth	marcasite	2	4.801	5.778	3.587			
Ferrotremolite	Ca ₂ Fe ₅ [Si ₈ O ₂₂](OH) ₂	monocl	tremolite	2	9.97	18.34	5.30		104.50°	
Fluor-edenite	NaCa ₂ Mg ₅ [AlSi ₇ O ₂₂]F ₂	monocl	tremolite	2	9.847	18.00	5.282		104.83°	
Fluor-humite	3Mg ₂ SiO ₄ ·MgF ₂	orth		4	10.243	20.72	4.735			
Fluor-norbergite	Mg ₂ SiO ₄ ·MgF ₂	orth		4	8.727	10.271	4.709			
Fluor-phlogopite	KMg ₃ [AlSi ₃ O ₁₀]F ₂	monocl	1M mica	2	5.299	9.188	10.135		99.92°	
Fluor-richterite	Na ₂ CaMg ₅ [Si ₈ O ₂₂]F ₂	monocl	tremolite	2	9.823	17.96	5.268		104.33°	
Fluor-tremolite	Ca ₂ Mg ₅ [Si ₈ O ₂₂]F ₂	monocl	tremolite	2	9.781	18.01	5.267		104.52°	
Fluorapatite	Ca ₅ (PO ₄) ₃ F	hex	apatite	2	9.3684		6.8841			
Fluorite	CaF ₂	cubic	fluorite	4	5.4638					
Forsterite	Mg ₂ SiO ₄	orth	olivine	4	4.758	10.214	5.984			
Frohbergite	FeTe ₂	orth	marcasite	2	5.265	6.265	3.869			
Gahnite	ZnAl ₂ O ₄	cubic	spinel	8	8.0848					
Galaxite	MnAl ₂ O ₄	cubic	spinel	8	8.258					
Galena	PbS	cubic	rock salt	4	5.9360					
Gallium oxide	Ga ₂ O ₃	rhomb	corundum	6	4.9793		13.429			
Gehlenite	Ca ₂ Al ₂ SiO ₇	tetr	melilite	2	7.690		5.0675			
Geikielite	MgTiO ₃	rhomb	ilmenite	6	5.054		13.898			
Gerhardite	Cu ₂ (NO ₃)(OH) ₃	orth		4	6.075	13.812	5.592			
Gersdorffite	NiAsS	cubic		4	5.693					
Gibbsite	Al(OH) ₃	monocl		8	9.719	5.0705	8.6412		94.57°	
Glauchroite	CaMnSiO ₄	orth	olivine	4	4.944	11.19	6.529			
Glaucodot	(Co,Fe)AsS	orth		24	6.64	28.39	5.64			
Glaucophane I	Na ₂ Mg ₃ Al ₂ [Si ₈ O ₂₂](OH) ₂	monocl	tremolite	2	9.748	17.915	5.273		102.78°	
Glaucophane II	Na ₂ Mg ₃ Al ₂ [Si ₈ O ₂₂](OH) ₂	monocl	tremolite	2	9.663	17.696	5.277		103.67°	
Goethite	FeO(OH)	orth		4	4.596	9.957	3.021			
Gold	Au	cubic	face-centered cubic	4	4.0786					
Goldmanite	Ca ₃ V ₂ Si ₃ O ₁₂	cubic	garnet	8	12.070					
Goslarite	ZnSO ₄ ·7H ₂ O	orth	epsomite	4	11.779	12.050	6.822			

Name	Formula	Crystal system	Structure type	Z	<i>a</i> /Å	<i>b</i> /Å	<i>c</i> /Å	α	β	γ
Graphite	C	hex	graphite	4	2.4612		6.7079			
Greenockite	CdS	hex	zincite	2	4.1354		6.7120			
Greigite	Fe ₃ S ₄	cubic	spinel	8	9.876					
Grossularite	Ca ₃ Al ₂ Si ₃ O ₁₂	cubic	garnet	8	11.851					
Grunerite	Fe ₇ [Si ₈ O ₂₂](OH) ₂	monocl	tremolite	2	9.572	18.44	5.342		101.77°	
Gudmundite	FeSbS	monocl		8	10.00	5.93	6.73		90.00°	
Gypsum	CaSO ₄ ·2H ₂ O	monocl		4	5.68	15.18	6.29		113.83°	
Hafnia	HfO ₂	monocl	baddeleyite	4	5.1156	5.1722	5.2948		99.18°	
Halite	NaCl	cubic	rock salt	4	5.6402					
Hambergite	Be ₂ (OH,F)BO ₃	orth		8	9.755	12.201	4.426			
Hardystonite	Ca ₂ ZnSi ₂ O ₇	tetr	melilite	2	7.87		5.01			
Hauerite	MnS ₂	cubic	pyrite	4	6.1014					
Hausmannite	Mn ₃ O ₄	tetr		8	8.136		9.422			
Hawleyite	CdS	cubic	sphalerite	4	5.833					
Heazlewoodite	Ni ₃ S ₂	rhomb		3	5.746		7.134			
Hedenbergite	CaFe(SiO ₃) ₂	monocl	diopside	4	9.854	9.024	5.263		104.23°	
Hematite	Fe ₂ O ₃	rhomb	corundum	6	5.025		13.735			
Hemimorphite	Zn ₄ (OH) ₂ Si ₂ O ₇ ·H ₂ O	orth		2	8.370	10.719	5.120			
Hercynite	Fe(AlO ₂) ₂	cubic	spinel	8	8.150					
Herzenbergite	SnS	orth	germanium sulfide	4	4.328	11.190	3.978			
Hessite	Ag ₂ Te	monocl		4	8.13	4.48	8.09		111.9°	
Hexahydrite	MgSO ₄ ·6H ₂ O	monocl		8	10.110	7.212	24.41		98.30°	
High albite (Analbite)	NaAlSi ₃ O ₈	tricl		4	8.160	12.870	7.106	93.54°	116.36°	90.19°
High argentite	Ag ₂ S	cubic		4	6.269					
High bornite	Cu ₅ FeS ₄	cubic		1	5.50					
High carnegite	NaAlSiO ₄	cubic		4	7.325					
High chalcocite	Cu ₂ S	hex		2	3.961		6.722			
High clinoenstatite	MgSiO ₃	tricl		8	10.000	8.934	5.170	88.27°	70.03°	91.01°
High digenite	Cu ₂ S	cubic		4	5.725					
High germania	GeO ₂	hex	α-quartz	3	4.987		5.652			
High leucite	KAlSi ₂ O ₆	cubic		16	13.43					
High naumanite	Ag ₂ Se	cubic		2	4.993					
High sanidine	KAlSi ₃ O ₈	monocl		4	8.615	13.031	7.177		115.98°	
Huebnerite	MnWO ₄	monocl	wolframite	2	4.834	5.758	4.999		91.18°	
Huntite	Mg ₃ Ca(CO ₃) ₄	rhomb	calcite	3	9.498		7.816			
Hydroxylapatite	Ca ₅ (PO ₄) ₃ OH	hex	apatite	2	9.418		6.883			
Ice	H ₂ O	hex		4	4.5212		7.3666			
Ilmenite	FeTiO ₃	rhomb	ilmenite	6	5.093		14.055			
Indialite (Cordierite)	Mg ₂ Al ₃ (AlSi ₅ O ₁₈)	hex	beryl	2	9.7698		9.3517			
Iodargyrite	AgI	hex	zincite	2	4.5955		7.5005			
Iron (α)	Fe	cubic	body-centered cubic	2	2.8664					
Jacobsite	MnFe ₂ O ₄	cubic	spinel	8	8.499					
Jadeite	NaAl(SiO ₃) ₂	monocl	diopside	4	9.409	8.564	5.220		107.50°	
Jalpaite	Ag _{1.55} Cu _{0.45} S	tetr		16	8.673		11.756			
Johannsenite	CaMn(SiO ₃) ₂	monocl	diopside	4	9.83	9.04	5.27		105.00°	
Kaliophilite	KAlSiO ₄	hex		54	26.930		8.522			
Kalsilite	KAlSiO ₄	hex		2	5.1597		8.7032			
Kaolinite	Al ₂ Si ₂ O ₅ (OH) ₄	tricl		2	5.155	8.959	7.407	91.68°	104.87°	89.93°
Karelianite	V ₂ O ₃	rhomb	corundum	6	4.952		14.002			
Keatite	SiO ₂	tetr		12	7.456		8.604			
Kernite	Na ₂ B ₄ O ₇ ·4H ₂ O	monocl		4	7.022	9.151	15.676		108.83°	
Kerschsteinite	CaFeSiO ₄	orth	olivine	4	4.886	11.146	6.434			
Klockmannite	CuSe	hex	deformed covellite	78	14.206		17.25			
Knebelite	MnFeSiO ₄	orth	olivine	4	4.854	10.602	6.162			
Kyanite	Al ₂ OSiO ₄	tricl		4	7.123	7.848	5.564	89.92°	101.25°	105.97°
Larnite	Ca ₂ SiO ₄	monocl		4	5.48	6.76	9.28		94.55°	
Laurite	RuS ₂	cubic	pyrite	4	5.60					

Name	Formula	Crystal system	Structure type	Z	<i>a</i> /Å	<i>b</i> /Å	<i>c</i> /Å	α	β	γ
Lawrencite	FeCl ₂	rhomb		3	3.593		17.58			
Lawsonite	CaAl ₂ Si ₂ O ₇ (OH) ₂ ·H ₂ O	orth		4	8.787	5.836	13.123			
Lead	Pb	cubic	face-centered cubic	4	4.9505					
Leonhardtite	MgSO ₄ ·4H ₂ O	monocl		4	5.922	13.604	7.905		90.85°	
Lepidocrocite	FeO(OH)	orth		4	3.868	12.525	3.066			
Lepidolite	K ₂ Al ₃ Li ₂ AlSi ₇ O ₂₀ (OH) ₄	monocl	2M2 mica	2	9.2	5.3	20.0		98.00°	
Leucite	KAlSi ₂ O ₆	tetr		16	13.074		13.738			
Lime	CaO	cubic	rock salt	4	4.8108					
Lime olivine	Ca ₂ SiO ₄	orth	olivine	4	5.091	11.371	6.782			
Linnaeite	Co ₃ S ₄	cubic	spinel	8	9.401					
Litharge	PbO	tetr		2	3.9759		5.023			
Loellingite	FeAs ₂	orth	marcasite	2	5.300	5.981	2.882			
Low albite	NaAlSi ₃ O ₈	tricl		4	8.139	12.788	7.160	94.27°	116.57°	87.68°
Low bornite	Cu ₅ FeS ₄	tetr		16	10.94		21.88			
Low cordierite	Mg ₂ Al ₃ (AlSi ₅ O ₁₈)	orth		4	9.721	17.062	9.339			
Low germania	GeO ₂	tetr	rutile	2	4.3963		2.8626			
Low nepheline	NaAlSiO ₄	hex		8	9.986		8.330			
Luzonite	Cu ₃ AsS ₄	tetr		2	5.289		10.440			
Mackinawite	FeS	tetr		2	3.675		5.030			
Magnesioriebeckite	Na ₂ Mg ₃ Fe ₂ [Si ₈ O ₂₂](OH) ₂	monocl	tremolite	2	9.733	17.946	5.299		103.30°	
Magnesite	MgCO ₃	rhomb	calcite	6	4.6330		15.016			
Magnetite	Fe ₃ O ₄	cubic	spinel	8	8.3940					
Malachite	Cu ₂ (OH) ₂ CO ₃	monocl		4	9.502	11.974	3.240		98.75°	
Maldonite	Au ₂ Bi	cubic		8	7.958					
Manganese sulfide (γ)	MnS	hex	zincite	2	3.976		6.432			
Manganese sulfide (β)	MnS	cubic	sphalerite	4	5.611					
Manganosite	MnO	cubic	rock salt	4	4.4448					
Marcasite	FeS ₂	orth	marcasite	2	4.443	5.423	3.3876			
Margarite	CaAl ₂ [AlSi ₂ O ₁₀](OH) ₂	monocl	2M mica	4	5.13	8.92	19.50		95.00°	
Marialite	Na ₄ Al ₃ Si ₉ O ₂₄ Cl	tetr		2	12.064		7.514			
Marshite	CuI	cubic	sphalerite	4	6.0507					
Mascagnite	(NH ₄) ₂ SO ₄	orth	arcanite	4	7.782	5.993	10.636			
Massicot	PbO	orth		4	5.489	4.755	5.891			
Matlockite	PbClF	tetr		2	4.106		7.23			
Maucherite	Ni ₁₁ As ₈	tetr		4	6.870		21.81			
Meionite	Ca ₄ Al ₆ Si ₆ O ₂₄ CO ₃	tetr		2	12.174		7.652			
Melanophlogite	SiO ₂	cubic	clathrate type	46	13.402					
Melanterite	FeSO ₄ ·7H ₂ O	monocl		4	14.072	6.503	11.041		105.57°	
Melonite	NiTe ₂	hex	cadmium iodide	1	3.869		5.308			
Metacinnabar	HgS	cubic	sphalerite	4	5.8517					
Miargyrite	AgSbS ₂	monocl		8	12.862	4.111	13.220		98.63°	
Microcline	KAlSi ₃ O ₈	tricl		4	8.582	12.964	7.222	90.62°	115.92°	87.68°
Miersite	AgI	cubic	sphalerite	4	6.4963					
Millerite	NiS	rhomb		9	9.616		3.152			
Minium	Pb ₃ O ₄	tetr		4	8.815		6.565			
Minnesotaite	Fe ₃ Si ₄ O ₁₀ (OH) ₂	monocl		4	5.4	9.42	19.4		100.00°	
Mirabilite	Na ₂ SO ₄ ·10H ₂ O	monocl		4	11.51	10.38	12.83		107.75°	
Mn-Indialite	Mn ₂ Al ₃ (AlSi ₅ O ₁₈)	hex	beryl	2	9.925		9.297			
Molybdenite	MoS ₂	hex	molybdenite	2	3.1604		12.295			
Molybdenum	Mo	cubic		2	3.1653					
Molybdite	MoO ₃	orth		4	3.962	13.858	3.697			
Monteponite	CdO	cubic	rock salt	4	4.6953					
Monticellite	CaMgSiO ₄	orth	olivine	4	4.827	11.084	6.376			
Montroydite	HgO	orth		4	6.608	5.518	3.519			
Mullite (2:1)	2Al ₂ O ₃ ·SiO ₂	orth		6	7.5788	7.6909	2.8883			
Mullite (3:2)	3Al ₂ O ₃ ·2SiO ₂	orth		3	7.557	7.6876	2.8842			
Muscovite	KAl ₂ AlSi ₃ O ₁₀ (OH) ₂	monocl	2M2 mica	4	5.203	8.995	20.030		94.47°	

Name	Formula	Crystal system	Structure type	Z	a/Å	b/Å	c/Å	α	β	γ
Nacrite	Al ₂ Si ₂ O ₅ (OH) ₄	monocl		4	8.909	5.146	15.697		113.70°	
Nantokite	CuCl	cubic	sphalerite	4	5.416					
Natroalunite	NaAl ₃ (SO ₄) ₂ (OH) ₆	rhomb		3	6.974		16.69			
Natrolite	Na ₂ Al ₂ Si ₃ O ₁₀ ·2H ₂ O	orth		8	18.30	18.63	6.60			
Neighborite	NaMgF ₃	orth	perovskite	4	5.363	7.676	5.503			
Ni-Skutterudite	NiAs _{2.95}	cubic		8	8.3300					
Niccolite	NiAs	hex	niccolite	2	3.618		5.034			
Nickel	Ni	cubic	face-centered cubic	4	3.5238					
Nickel carbonate	NiCO ₃	rhomb	calcite	6	4.5975		14.723			
Nickel olivine	Ni ₂ SiO ₄	orth	olivine	4	4.727	10.121	5.915			
Nickel selenide	NiSe ₂	cubic	pyrite	4	5.9604					
Niter	KNO ₃	orth	aragonite	4	6.431	9.164	5.414			
Norsethite	BaMg(CO ₃) ₂	rhomb	calcite	3	5.020		16.75			
Oldhamite	CaS	cubic	rock salt	4	5.689					
Orpiment	As ₂ S ₃	monocl		4	11.49	9.59	4.25		90.45°	
Orthoclase	KAlSi ₃ O ₈	monocl		4	8.562	12.996	7.193		116.02°	
Orthoferrosilite	FeSiO ₃	orth	enstatite	16	9.080	18.431	5.238			
Otavite	CdCO ₃	rhomb	calcite	6	4.9204		16.298			
Paracelsian	BaAl ₂ Si ₂ O ₈	monocl		4	8.58	9.583	9.08		90.00°	
Paragonite	NaAl ₂ AlSi ₃ O ₁₀ (OH) ₂	monocl	2M1 mica	4	5.13	8.89	19.32		95.17°	
Pararammelsbergite	NiAs ₂	orth		8	5.75	5.82	11.428			
Paratellurite	TeO ₂	tetr		4	4.810		7.613			
Parawollastonite	CaSiO ₃	monocl		12	15.417	7.321	7.066		95.40°	
Pectolite	Ca ₂ NaH(SiO ₃) ₃	tricl		2	7.99	7.04	7.02	90.05°	95.27°	102.47°
Pentlandite	Fe _{5.25} Ni _{3.75} S ₈	cubic		4	10.196					
Pentlandite	Fe _{4.75} Ni _{5.25} S ₈	cubic		4	10.095					
Periclase	MgO	cubic	rock salt	4	4.2117					
Perovskite	CaTiO ₃	orth	perovskite	4	5.3670	7.6438	5.4439			
Petalite	LiAlSi ₄ O ₁₀	monocl		2	11.32	5.14	7.62		105.90°	
Petzite	Ag ₃ AuTe ₂	cubic		8	10.38					
Phenacite	Be ₂ SiO ₄	rhomb	phenacite	18	12.472		8.252			
Phlogopite	KMg ₃ AlSi ₃ O ₁₀ (OH) ₂	monocl	1M mica	2	5.326	9.210	10.311		100.17°	
Picrochromite	MgCr ₂ O ₄	cubic	spinel	8	8.333					
Piemontite	Ca ₂ Al _{1.5} Mn _{1.5} (SiO ₄) ₃ OH	monocl		2	8.95	5.70	9.41		115.70°	
Platinum	Pt	cubic	face-centered cubic	4	3.9231					
Polymidite	Ni ₃ S ₄	cubic	spinel	8	9.480					
Portlandite	Ca(OH) ₂	hex	cadmium iodide	1	3.5933		4.9086			
Powellite	CaMoO ₄	tetr	scheelite	4	5.226		11.43			
Protoenstatite	MgSiO ₃	orth		8	9.25	8.74	5.32			
Proustite	Ag ₃ AsS ₃	rhomb		6	10.816		8.6948			
Pseudowollastonite	CaSiO ₃	tricl		24	6.90	11.78	19.65	90.00°	90.80°	90.00°
Pyrargyrite	Ag ₃ SbS ₃	rhomb		6	11.052		8.7177			
Pyrite	FeS ₂	cubic	pyrite	4	5.4175					
Pyrolusite	MnO ₂	tetr	rutile	2	4.388		2.865			
Pyrope	Mg ₃ Al ₂ Si ₃ O ₁₂	cubic	garnet	8	11.459					
Pyrophanite	MnTiO ₃	rhomb	ilmenite	6	5.155		14.18			
Pyrophyllite	Al ₂ Si ₄ O ₁₀ (OH) ₂	monocl	2M1 mica	4	5.14	8.90	18.55		99.92°	
Pyroxmangite	MnFe(SiO ₃) ₂	tricl		7	7.56	17.45	6.67	84.00°	94.30°	113.70°
Pyrrhotite	Fe _{0.980} S	hex	defect niccolite	2	3.446		5.848			
Pyrrhotite	Fe _{0.885} S	hex	defect niccolite	2	3.440		5.709			
Quartz (α)	SiO ₂	hex		3	4.9136		5.4051			
Quartz (β)	SiO ₂	hex		3	4.999		5.4592			
Rammelsbergite	NiAs ₂	orth	marcasite	2	4.757	5.797	3.542			
Realgar	As ₄ S ₄	monocl		16	9.29	13.53	6.57		106.55°	
Retgersite	NiSO ₄ ·4H ₂ O	tetr		4	6.782		18.28			
Rhodochrosite	MnCO ₃	rhomb	calcite	6	4.7771		15.664			

Name	Formula	Crystal system	Structure type	Z	a/Å	b/Å	c/Å	α	β	γ
Rhodonite	MnSiO ₃	tricl		10	7.682	11.818	6.707	92.36°	93.95°	105.66°
Riebeckite	Na ₂ Fe ₅ FSi ₈ O ₂₂ (OH) ₂	monocl	tremolite	2	9.729	18.065	5.334		103.31°	
Rutile	TiO ₂	tetr		2	4.5937		2.9618			
Safflorite	Co _{0.5} Fe _{0.5} As ₂	orth	marcasite	2	5.231	5.953	2.962			
Sanmartinite	ZnWO ₄	monocl	wolframite	2	4.691	5.720	4.925		89.36°	
Sapphirine	Mg ₂ Al ₄ O ₆ SiO ₄	monocl		8	9.96	28.60	9.85		110.5°	
Scacchite	MnCl ₂	rhomb		3	3.711		17.59			
Scheelite	CaWO ₄	tetr	scheelite	4	5.242		11.372			
Schorl	NaFe ₃ Al ₆ B ₃ Si ₆ O ₂₇ (OH) ₄	rhomb	tourmaline	3	16.032		7.149			
Selenium	Se	hex		3	4.3642		4.9588			
Selenolite	SeO ₂	tetr		8	8.35		5.05			
Sellaite	MgF ₂	tetr	rutile	2	4.621		3.050			
Senarmontite	Sb ₂ O ₃	cubic	arsenic trioxide	16	11.152					
Shandite	Ni ₃ Pb ₂ S ₂	rhomb		3	5.576		13.658			
Shortite	Na ₂ Ca ₂ (CO ₃) ₃	orth		2	4.961	11.03	7.12			
Siderite	FeCO ₃	rhomb	calcite	6	4.6887		15.373			
Silicon	Si	cubic	diamond	8	5.4305					
Sillimanite	Al ₂ OSiO ₄	orth		4	7.4843	7.6730	5.7711			
Silver	Ag	cubic	face-centered cubic	4	4.0862					
Silver telluride I	Ag ₂ Te	cubic		2	5.29					
Silver telluride II	Ag ₂ Te	cubic		4	6.585					
Smithsonite	ZnCO ₃	rhomb	calcite	6	4.6528		15.025			
Soda niter	NaNO ₃	rhomb	calcite	6	5.0696		16.829			
Sodium melilite	NaCaAlSi ₂ O ₇	tetr	melilite	2	8.511		4.809			
Sperrylite	PtAs ₂	cubic	pyrite	4	5.968					
Spessartite	Mn ₃ Al ₂ Si ₃ O ₁₂	cubic	garnet	8	11.621					
Sphalerite	ZnS	cubic	sphalerite	4	5.4093					
Sphene	CaTiSiO ₅	monocl		4	7.07	8.72	6.56		113.95°	
Spinel	MgAl ₂ O ₄	cubic	spinel	8	8.080					
Spodumene	LiAl(SiO ₃) ₂	monocl	diopside	4	9.451	8.387	5.208		110.07°	
Spodumene (β)	LiAl(SiO ₃) ₂	tetr		4	7.5332		9.1540			
Staurolite	Fe ₂ Al ₉ Si ₄ O ₂₂ (OH) ₂	monocl		2	7.90	16.65	5.63		90.00°	
Sternbergite	AgFe ₂ S ₃	orth		8	11.60	12.675	6.63			
Stibnite	Sb ₂ S ₃	orth	stibnite	4	11.229	11.310	3.8389			
Stilleite	ZnSe	cubic	sphalerite	4	5.6685					
Stishovite	SiO ₂	tetr	rutile	2	4.1790		2.6649			
Stolzite	PbWO ₄	tetr	scheelite	4	5.4616		12.046			
Stromeyerite	Ag _{0.93} Cu _{1.07} S	orth		4	4.066	6.628	7.972			
Strontianite	SrCO ₃	orth	aragonite	4	6.029	8.414	5.107			
Sulfur (monoclinic)	S	monocl	S8 ring molecules	48	11.04	10.98	10.92		96.73°	
Sulfur (orthorhombic)	S	orth	S8 ring molecules	128	10.4646	12.8660	24.4860			
Sulfur (rhombohedral)	S	rhomb	S6 ring molecules	18	10.818		4.280			
Sylvite	KCl	cubic	rock salt	4	6.2931					
Syngenite	K ₂ Ca(SO ₄) ₂ ·H ₂ O	monocl		2	9.775	7.156	6.251		104.00°	
Synthetic anorthite	CaAl ₂ Si ₂ O ₈	hex		2	5.10		14.72			
Synthetic anorthite	CaAl ₂ Si ₂ O ₈	orth		2	8.22	8.60	4.83			
Talc	Mg ₃ Si ₄ O ₁₀ (OH) ₂	monocl	2M1 mica	4	5.287	9.158	18.95		99.50°	
Tantalum	Ta	cubic	tungsten	2	3.3058					
Teallite	PbSnS ₂	orth	germanium sulfide	2	4.266	11.419	4.090			
Tellurite	TeO ₂	orth	tellurite	8	5.607	12.034	5.463			
Tellurium	Te	hex	selenium	3	4.4570		5.9290			
Tellurobismuthite	Bi ₂ Te ₃	rhomb		3	4.3835		30.487			
Tennantite	Cu ₁₂ As ₄ S ₁₃	cubic	tetrahedrite	2	10.190					
Tenorite	CuO	monocl		4	4.684	3.425	5.129		99.47°	
Tephroite	Mn ₂ SiO ₄	orth	olivine	4	4.871	10.636	6.232			

Name	Formula	Crystal system	Structure type	Z	a/Å	b/Å	c/Å	α	β	γ
Tetrahedrite	Cu ₁₂ Sb ₄ S ₁₃	cubic	tetrahedrite	2	10.327					
Thenardite	Na ₂ SO ₄	orth	thenardite	8	5.863	12.304	9.821			
Thorianite	ThO ₂	cubic	fluorite	4	5.5952					
Thorite	ThSiO ₄	tetr	zircon	4	7.143		6.327			
Tiemannite	HgSe	cubic	sphalerite	4	6.0853					
Tin	Sn	tetr		4	5.8315		3.1813			
Titanium	Ti	hex		2	2.953		4.729			
Titanium(III) oxide	Ti ₂ O ₃	rhomb	corundum	6	5.149		13.642			
Topaz	Al ₂ SiO ₄ (OH,F) ₂	orth		4	8.394	8.792	4.649			
Tremolite	Ca ₂ Mg ₅ Si ₈ O ₂₂ (OH) ₂	monocl	tremolite	2	9.840	18.052	5.275		104.70°	
Trevorite	NiFe ₂ O ₄	cubic	spinel	8	8.339					
Tridymite (β)	SiO ₂	hex		4	5.0463		8.2563			
Trogtalite	CoSe ₂	cubic	pyrite	4	5.8588					
Troilite	FeS	hex	niccolite	2	3.446		5.877			
Tschemakite	CaAl ₂ SiO ₆	monocl	diopside	4	9.615	8.661	5.272		106.12°	
Tungsten	W	cubic		2	3.1653					
Tungstenite	WS ₂	hex	molybdenite	2	3.154		12.362			
Turquoise	CuAl ₆ (PO ₄) ₄ (OH) ₈ ·4H ₂ O	tricl		1	7.424	7.629	9.910	68.61°	69.71°	65.08°
Umangite	Cu ₃ Se ₂	tetr		2	6.402		4.276			
Uraninite	UO ₂	cubic	fluorite	4	5.4682					
Ureyite	NaCr(SiO ₃) ₂	monocl	diopside	4	9.550	8.712	5.273		107.44°	
Uvarovite	Ca ₃ Cr ₂ Si ₃ O ₁₂	cubic	garnet	8	11.999					
Uvite	CaMg ₄ Al ₃ B ₃ Si ₆ O ₂₇ (OH) ₄	rhomb	tourmaline	3	15.86		7.19			
Vaesite	NiS ₂	cubic	pyrite	4	5.6873					
Valentinite	Sb ₂ O ₃	orth	antimony trioxide	4	4.914	12.468	5.421			
Vanthoffite	MgSO ₄ ·3Na ₂ SO ₄	monocl		2	9.797	9.217	8.199		113.50°	
Vaterite	CaCO ₃	hex		6	7.135		8.524			
Villiaumite	NaF	cubic	rock salt	4	4.6342					
Violarite	FeNi ₂ S ₄	cubic	spinel	8	9.464					
Willemite	Zn ₂ SiO ₄	rhomb	phenacite	18	13.94		9.309			
Witherite	BaCO ₃	orth	aragonite	4	6.430	8.904	5.314			
Wolframite	Fe _{0.5} Mn _{0.5} WO ₄	monocl	wolframite	2	4.782	5.731	4.982		90.57°	
Wollastonite	CaSiO ₃	tricl		6	7.94	7.32	7.07	90.03°	95.37°	103.43°
Wulfenite	PbMoO ₄	tetr	scheelite	4	5.435		12.110			
Wurtzite	ZnS	hex	zincite	2	3.8230		6.2565			
Wustite	Fe _{0.953} O	cubic	defect rock salt	4	4.3088					
Xenotime	YPO ₄	tetr	zircon	4	6.885		5.982			
Zinc	Zn	hex	hexagonal close pack	2	2.665		4.947			
Zinc telluride	ZnTe	cubic	sphalerite	4	6.1020					
Zincite	ZnO	hex	zincite	2	3.2495		5.2069			
Zinkosite	ZnSO ₄	orth	barite	4	8.588	6.740	4.770			
Zircon	ZrSiO ₄	tetr	zircon	4	6.604		5.979			
Zoisite	Ca ₂ Al ₃ (SiO ₄) ₃ OH	orth		4	16.15	5.581	10.06			

Section 5

Thermochemistry, Electrochemistry, and Solution Chemistry

CODATA Key Values for Thermodynamics.....	5-1
Standard Thermodynamic Properties of Chemical Substances.....	5-4
Thermodynamic Properties as a Function of Temperature.....	5-43
Thermodynamic Properties of Aqueous Ions.....	5-66
Heat of Combustion.....	5-68
Energy Content of Fuels.....	5-69
Ionization Constant of Water.....	5-70
Ionization Constant of Normal and Heavy Water.....	5-71
Electrical Conductivity of Water.....	5-71
Electrical Conductivity of Aqueous Solutions.....	5-72
Standard KCl Solutions for Calibrating Conductivity Cells.....	5-73
Molar Conductivity of Aqueous HF, HCl, HBr, and HI.....	5-74
Equivalent Conductivity of Electrolytes In Aqueous Solution.....	5-75
Ionic Conductivity and Diffusion at Infinite Dilution.....	5-76
Electrochemical Series.....	5-79
Reduction and Oxidation Potentials for Certain Ion Radicals.....	5-89
Dissociation Constants of Inorganic Acids and Bases.....	5-91
Dissociation Constants of Organic Acids and Bases.....	5-93
Activity Coefficients of Acids, Bases, and Salts.....	5-103
Mean Activity Coefficients of Electrolytes as a Function of Concentration.....	5-105
Enthalpy of Dilution of Acids.....	5-109
Enthalpy of Solution of Electrolytes.....	5-110
Enthalpy of Hydration of Gases.....	5-111
pH Scale for Aqueous Solutions.....	5-115
Buffer Solutions Giving Round Values of pH at 25 °C.....	5-119
Concentrative Properties of Aqueous Solutions: Density, Refractive Index, Freezing Point Depression, and Viscosity.....	5-120
Solubility of Selected Gases in Water.....	5-146
Solubility of Carbon Dioxide in Water at Various Temperatures and Pressures.....	5-150
Aqueous Solubility and Henry's Law Constants of Organic Compounds.....	5-151
Aqueous Solubility of Inorganic Compounds at Various Temperatures.....	5-187
Octanol–Water Partition Coefficients.....	5-193
Solubility Product Constants.....	5-198
Solubility of Common Salts at Ambient Temperatures.....	5-201
Solubility of Hydrocarbons in Seawater.....	5-202
Solubility of Organic Compounds in Pressurized Hot Water.....	5-204
Solubility Chart.....	5-207

This page intentionally left blank

CODATA KEY VALUES FOR THERMODYNAMICS

The Committee on Data for Science and Technology (CODATA) has conducted a project to establish internationally agreed values for the thermodynamic properties of key chemical substances. This table presents the final results of the project. Use of these recommended, internally consistent values is encouraged in the analysis of thermodynamic measurements, data reduction, and preparation of other thermodynamic tables.

The table includes the standard enthalpy of formation at 298.15 K, the entropy at 298.15 K, and the quantity $H^\circ(298.15\text{ K}) - H^\circ(0)$. A value of 0 in the $\Delta_f H^\circ$ column for an element indicates the reference state for that element. The standard state pressure is 100,000

Pa (1 bar). See the reference for information on the dependence of gas-phase entropy on the choice of standard state pressure.

Substances are listed in alphabetical order of their chemical formulas when written in the most common form.

The table is reprinted with permission of CODATA.

Reference

Cox, J. D., Wagman, D. D., and Medvedev, V. A., *CODATA Key Values for Thermodynamics*, Hemisphere Publishing Corp., New York, 1989.

Substance	State	$\Delta_f H^\circ(298.15\text{ K})$ $\text{kJ}\cdot\text{mol}^{-1}$	$S^\circ(298.15\text{ K})$ $\text{J}\cdot\text{K}^{-1}\cdot\text{mol}^{-1}$	$H^\circ(298.15\text{ K}) - H^\circ(0)$ $\text{kJ}\cdot\text{mol}^{-1}$
Ag	cr	0	42.55 ± 0.20	5.745 ± 0.020
Ag	g	284.9 ± 0.8	172.997 ± 0.004	6.197 ± 0.001
Ag ⁺	aq	105.79 ± 0.08	73.45 ± 0.40	
AgCl	cr	-127.01 ± 0.05	96.25 ± 0.20	12.033 ± 0.020
Al	cr	0	28.30 ± 0.10	4.540 ± 0.020
Al	g	330.0 ± 4.0	164.554 ± 0.004	6.919 ± 0.001
Al ³⁺	aq	-538.4 ± 1.5	-325 ± 10	
AlF ₃	cr	-1510.4 ± 1.3	66.5 ± 0.5	11.62 ± 0.04
Al ₂ O ₃	cr, corundum	-1675.7 ± 1.3	50.92 ± 0.10	10.016 ± 0.020
Ar	g	0	154.846 ± 0.003	6.197 ± 0.001
B	cr, rhombic	0	5.90 ± 0.08	1.222 ± 0.008
B	g	565 ± 5	153.436 ± 0.015	6.316 ± 0.002
BF ₃	g	-1136.0 ± 0.8	254.42 ± 0.20	11.650 ± 0.020
B ₂ O ₃	cr	-1273.5 ± 1.4	53.97 ± 0.30	9.301 ± 0.040
Be	cr	0	9.50 ± 0.08	1.950 ± 0.020
Be	g	324 ± 5	136.275 ± 0.003	6.197 ± 0.001
BeO	cr	-609.4 ± 2.5	13.77 ± 0.04	2.837 ± 0.008
Br	g	111.87 ± 0.12	175.018 ± 0.004	6.197 ± 0.001
Br ⁻	aq	-121.41 ± 0.15	82.55 ± 0.20	
Br ₂	l	0	152.21 ± 0.30	24.52 ± 0.01
Br ₂	g	30.91 ± 0.11	245.468 ± 0.005	9.725 ± 0.001
C	cr, graphite	0	5.74 ± 0.10	1.050 ± 0.020
C	g	716.68 ± 0.45	158.100 ± 0.003	6.536 ± 0.001
CO	g	-110.53 ± 0.17	197.660 ± 0.004	8.671 ± 0.001
CO ₂	g	-393.51 ± 0.13	213.785 ± 0.010	9.365 ± 0.003
CO ₂	aq, undissoc.	-413.26 ± 0.20	119.36 ± 0.60	
CO ₃ ⁻²	aq	-675.23 ± 0.25	-50.0 ± 1.0	
Ca	cr	0	41.59 ± 0.40	5.736 ± 0.040
Ca	g	177.8 ± 0.8	154.887 ± 0.004	6.197 ± 0.001
Ca ²⁺	aq	-543.0 ± 1.0	-56.2 ± 1.0	
CaO	cr	-634.92 ± 0.90	38.1 ± 0.4	6.75 ± 0.06
Cd	cr	0	51.80 ± 0.15	6.247 ± 0.015
Cd	g	111.80 ± 0.20	167.749 ± 0.004	6.197 ± 0.001
Cd ²⁺	aq	-75.92 ± 0.60	-72.8 ± 1.5	
CdO	cr	-258.35 ± 0.40	54.8 ± 1.5	8.41 ± 0.08
CdSO ₄ ·8/3H ₂ O	cr	-1729.30 ± 0.80	229.65 ± 0.40	35.56 ± 0.04
Cl	g	121.301 ± 0.008	165.190 ± 0.004	6.272 ± 0.001
Cl ⁻	aq	-167.080 ± 0.10	56.60 ± 0.20	
ClO ₄ ⁻	aq	-128.10 ± 0.40	184.0 ± 1.5	
Cl ₂	g	0	223.081 ± 0.010	9.181 ± 0.001
Cs	cr	0	85.23 ± 0.40	7.711 ± 0.020
Cs	g	76.5 ± 1.0	175.601 ± 0.003	6.197 ± 0.001
Cs ⁺	aq	-258.00 ± 0.50	132.1 ± 0.5	
Cu	cr	0	33.15 ± 0.08	5.004 ± 0.008

Substance	State	$\Delta_f H^\circ (298.15 \text{ K})$ $\text{kJ} \cdot \text{mol}^{-1}$	$S^\circ (298.15 \text{ K})$ $\text{J} \cdot \text{K}^{-1} \cdot \text{mol}^{-1}$	$H^\circ (298.15 \text{ K}) - H^\circ (0)$ $\text{kJ} \cdot \text{mol}^{-1}$
Cu	g	337.4 ± 1.2	166.398 ± 0.004	6.197 ± 0.001
Cu ⁺²	aq	64.9 ± 1.0	−98 ± 4	
CuSO ₄	cr	−771.4 ± 1.2	109.2 ± 0.4	16.86 ± 0.08
F	g	79.38 ± 0.30	158.751 ± 0.004	6.518 ± 0.001
F [−]	aq	−335.35 ± 0.65	−13.8 ± 0.8	
F ₂	g	0	202.791 ± 0.005	8.825 ± 0.001
Ge	cr	0	31.09 ± 0.15	4.636 ± 0.020
Ge	g	372 ± 3	167.904 ± 0.005	7.398 ± 0.001
GeF ₄	g	−1190.20 ± 0.50	301.9 ± 1.0	17.29 ± 0.10
GeO ₂	cr, tetragonal	−580.0 ± 1.0	39.71 ± 0.15	7.230 ± 0.020
H	g	217.998 ± 0.006	114.717 ± 0.002	6.197 ± 0.001
H ⁺	aq	0	0	
HBr	g	−36.29 ± 0.16	198.700 ± 0.004	8.648 ± 0.001
HCO ₃ [−]	aq	−689.93 ± 0.20	98.4 ± 0.5	
HCl	g	−92.31 ± 0.10	186.902 ± 0.005	8.640 ± 0.001
HF	g	−273.30 ± 0.70	173.779 ± 0.003	8.599 ± 0.001
HI	g	26.50 ± 0.10	206.590 ± 0.004	8.657 ± 0.001
HPO ₄ ^{−2}	aq	−1299.0 ± 1.5	−33.5 ± 1.5	
HS [−]	aq	−16.3 ± 1.5	67 ± 5	
HSO ₄ [−]	aq	−886.9 ± 1.0	131.7 ± 3.0	
H ₂	g	0	130.680 ± 0.003	8.468 ± 0.001
H ₂ O	l	−285.830 ± 0.040	69.95 ± 0.03	13.273 ± 0.020
H ₂ O	g	−241.826 ± 0.040	188.835 ± 0.010	9.905 ± 0.005
H ₂ PO ₄ [−]	aq	−1302.6 ± 1.5	92.5 ± 1.5	
H ₂ S	g	−20.6 ± 0.5	205.81 ± 0.05	9.957 ± 0.010
H ₂ S	aq, undissoc.	−38.6 ± 1.5	126 ± 5	
H ₃ BO ₃	cr	−1094.8 ± 0.8	89.95 ± 0.60	13.52 ± 0.04
H ₃ BO ₃	aq, undissoc.	−1072.8 ± 0.8	162.4 ± 0.6	
He	g	0	126.153 ± 0.002	6.197 ± 0.001
Hg	l	0	75.90 ± 0.12	9.342 ± 0.008
Hg	g	61.38 ± 0.04	174.971 ± 0.005	6.197 ± 0.001
Hg ⁺²	aq	170.21 ± 0.20	−36.19 ± 0.80	
HgO	cr, red	−90.79 ± 0.12	70.25 ± 0.30	9.117 ± 0.025
Hg ₂ ⁺²	aq	166.87 ± 0.50	65.74 ± 0.80	
Hg ₂ Cl ₂	cr	−265.37 ± 0.40	191.6 ± 0.8	23.35 ± 0.20
Hg ₂ SO ₄	cr	−743.09 ± 0.40	200.70 ± 0.20	26.070 ± 0.030
I	g	106.76 ± 0.04	180.787 ± 0.004	6.197 ± 0.001
I [−]	aq	−56.78 ± 0.05	106.45 ± 0.30	
I ₂	cr	0	116.14 ± 0.30	13.196 ± 0.040
I ₂	g	62.42 ± 0.08	260.687 ± 0.005	10.116 ± 0.001
K	cr	0	64.68 ± 0.20	7.088 ± 0.020
K	g	89.0 ± 0.8	160.341 ± 0.003	6.197 ± 0.001
K ⁺	aq	−252.14 ± 0.08	101.20 ± 0.20	
Kr	g	0	164.085 ± 0.003	6.197 ± 0.001
Li	cr	0	29.12 ± 0.20	4.632 ± 0.040
Li	g	159.3 ± 1.0	138.782 ± 0.010	6.197 ± 0.001
Li ⁺	aq	−278.47 ± 0.08	12.24 ± 0.15	
Mg	cr	0	32.67 ± 0.10	4.998 ± 0.030
Mg	g	147.1 ± 0.8	148.648 ± 0.003	6.197 ± 0.001
Mg ⁺²	aq	−467.0 ± 0.6	−137 ± 4	
MgF ₂	cr	−1124.2 ± 1.2	57.2 ± 0.5	9.91 ± 0.06
MgO	cr	−601.60 ± 0.30	26.95 ± 0.15	5.160 ± 0.020
N	g	472.68 ± 0.40	153.301 ± 0.003	6.197 ± 0.001
NH ₃	g	−45.94 ± 0.35	192.77 ± 0.05	10.043 ± 0.010
NH ₄ ⁺	aq	−133.26 ± 0.25	111.17 ± 0.40	
NO ₃ [−]	aq	−206.85 ± 0.40	146.70 ± 0.40	
N ₂	g	0	191.609 ± 0.004	8.670 ± 0.001
Na	cr	0	51.30 ± 0.20	6.460 ± 0.020
Na	g	107.5 ± 0.7	153.718 ± 0.003	6.197 ± 0.001
Na ⁺	aq	−240.34 ± 0.06	58.45 ± 0.15	

Substance	State	$\Delta_f H^\circ (298.15 \text{ K})$ $\text{kJ} \cdot \text{mol}^{-1}$	$S^\circ (298.15 \text{ K})$ $\text{J} \cdot \text{K}^{-1} \cdot \text{mol}^{-1}$	$H^\circ (298.15 \text{ K}) - H^\circ (0)$ $\text{kJ} \cdot \text{mol}^{-1}$
Ne	g	0	146.328 ± 0.003	6.197 ± 0.001
O	g	249.18 ± 0.10	161.059 ± 0.003	6.725 ± 0.001
OH ⁻	aq	-230.015 ± 0.040	-10.90 ± 0.20	
O ₂	g	0	205.152 ± 0.005	8.680 ± 0.002
P	cr, white	0	41.09 ± 0.25	5.360 ± 0.015
P	g	316.5 ± 1.0	163.199 ± 0.003	6.197 ± 0.001
P ₂	g	144.0 ± 2.0	218.123 ± 0.004	8.904 ± 0.001
P ₄	g	58.9 ± 0.3	280.01 ± 0.50	14.10 ± 0.20
Pb	cr	0	64.80 ± 0.30	6.870 ± 0.030
Pb	g	195.2 ± 0.8	175.375 ± 0.005	6.197 ± 0.001
Pb ⁺²	aq	0.92 ± 0.25	18.5 ± 1.0	
PbSO ₄	cr	-919.97 ± 0.40	148.50 ± 0.60	20.050 ± 0.040
Rb	cr	0	76.78 ± 0.30	7.489 ± 0.020
Rb	g	80.9 ± 0.8	170.094 ± 0.003	6.197 ± 0.001
Rb ⁺	aq	-251.12 ± 0.10	121.75 ± 0.25	
S	cr, rhombic	0	32.054 ± 0.050	4.412 ± 0.006
S	g	277.17 ± 0.15	167.829 ± 0.006	6.657 ± 0.001
SO ₂	g	-296.81 ± 0.20	248.223 ± 0.050	10.549 ± 0.010
SO ₄ ⁻²	aq	-909.34 ± 0.40	18.50 ± 0.40	
S ₂	g	128.60 ± 0.30	228.167 ± 0.010	9.132 ± 0.002
Si	cr	0	18.81 ± 0.08	3.217 ± 0.008
Si	g	450 ± 8	167.981 ± 0.004	7.550 ± 0.001
SiF ₄	g	-1615.0 ± 0.8	282.76 ± 0.50	15.36 ± 0.05
SiO ₂	cr, alpha quartz	-910.7 ± 1.0	41.46 ± 0.20	6.916 ± 0.020
Sn	cr, white	0	51.18 ± 0.08	6.323 ± 0.008
Sn	g	301.2 ± 1.5	168.492 ± 0.004	6.215 ± 0.001
Sn ⁺²	aq	-8.9 ± 1.0	-16.7 ± 4.0	
SnO	cr, tetragonal	-280.71 ± 0.20	57.17 ± 0.30	8.736 ± 0.020
SnO ₂	cr, tetragonal	-577.63 ± 0.20	49.04 ± 0.10	8.384 ± 0.020
Th	cr	0	51.8 ± 0.5	6.35 ± 0.05
Th	g	602 ± 6	190.17 ± 0.05	6.197 ± 0.003
ThO ₂	cr	-1226.4 ± 3.5	65.23 ± 0.20	10.560 ± 0.020
Ti	cr	0	30.72 ± 0.10	4.824 ± 0.015
Ti	g	473 ± 3	180.298 ± 0.010	7.539 ± 0.002
TiCl ₄	g	-763.2 ± 3.0	353.2 ± 4.0	21.5 ± 0.5
TiO ₂	cr, rutile	-944.0 ± 0.8	50.62 ± 0.30	8.68 ± 0.05
U	cr	0	50.20 ± 0.20	6.364 ± 0.020
U	g	533 ± 8	199.79 ± 0.10	6.499 ± 0.020
UO ₂	cr	-1085.0 ± 1.0	77.03 ± 0.20	11.280 ± 0.020
UO ₂ ⁺²	aq	-1019.0 ± 1.5	-98.2 ± 3.0	
UO ₃	cr, gamma	-1223.8 ± 1.2	96.11 ± 0.40	14.585 ± 0.050
U ₃ O ₈	cr	-3574.8 ± 2.5	282.55 ± 0.50	42.74 ± 0.10
Xe	g	0	169.685 ± 0.003	6.197 ± 0.001
Zn	cr	0	41.63 ± 0.15	5.657 ± 0.020
Zn	g	130.40 ± 0.40	160.990 ± 0.004	6.197 ± 0.001
Zn ⁺²	aq	-153.39 ± 0.20	-109.8 ± 0.5	
ZnO	cr	-350.46 ± 0.27	43.65 ± 0.40	6.933 ± 0.040

STANDARD THERMODYNAMIC PROPERTIES OF CHEMICAL SUBSTANCES

This table gives the standard state chemical thermodynamic properties of about 2500 individual substances in the crystalline, liquid, and gaseous states. Substances are listed by molecular formula in a modified Hill order; all substances not containing carbon appear first, followed by those that contain carbon. The properties tabulated are:

- $\Delta_f H^\circ$ Standard molar enthalpy (heat) of formation at 298.15 K in kJ/mol
- $\Delta_f G^\circ$ Standard molar Gibbs energy of formation at 298.15 K in kJ/mol
- S° Standard molar entropy at 298.15 K in J/mol K
- C_p Molar heat capacity at constant pressure at 298.15 K in J/mol K

The standard state pressure is 100 kPa (1 bar). The standard states are defined for different phases by:

- The standard state of a pure gaseous substance is that of the substance as a (hypothetical) ideal gas at the standard state pressure.
- The standard state of a pure liquid substance is that of the liquid under the standard state pressure.
- The standard state of a pure crystalline substance is that of the crystalline substance under the standard state pressure.

An entry of 0.0 for $\Delta_f H^\circ$ for an element indicates the reference state of that element. See References 1 and 2 for further information on reference states. A blank means no value is available.

The data are derived from the sources listed in the references, from other papers appearing in the *Journal of Physical and Chemical Reference Data*, and from the primary research literature. We are indebted to M. V. Korobov for providing data on fullerene compounds.

References

1. Cox, J. D., Wagman, D. D., and Medvedev, V. A., *CODATA Key Values for Thermodynamics*, Hemisphere Publishing Corp., New York, 1989.
2. Wagman, D. D., Evans, W. H., Parker, V. B., Schumm, R. H., Halow, I., Bailey, S. M., Churney, K. L., and Nuttall, R. L., *The NBS Tables of Chemical Thermodynamic Properties*, *J. Phys. Chem. Ref. Data*, Vol. 11, Suppl. 2, 1982.
3. Chase, M. W., Davies, C. A., Downey, J. R., Frurip, D. J., McDonald, R. A., and Syverud, A. N., *JANAF Thermochemical Tables, Third Edition*, *J. Phys. Chem. Ref. Data*, Vol. 14, Suppl. 1, 1985.
4. Chase, M. W., *NIST-JANAF Thermochemical Tables, Fourth Edition*, *J. Phys. Chem. Ref. Data*, Monograph 9, 1998.
5. Daubert, T. E., Danner, R. P., Sibul, H. M., and Stebbins, C. C., *Physical and Thermodynamic Properties of Pure Compounds: Data Compilation*, extant 1994 (core with 4 supplements), Taylor & Francis, Bristol, PA.
6. Pedley, J. B., Naylor, R. D., and Kirby, S. P., *Thermochemical Data of Organic Compounds, Second Edition*, Chapman & Hall, London, 1986.
7. Pedley, J. B., *Thermochemical Data and Structures of Organic Compounds*, Thermodynamic Research Center, Texas A & M University, College Station, TX, 1994.
8. Domalski, E. S., and Hearing, E. D., Heat Capacities and Entropies of Organic Compounds in the Condensed Phase, Volume III, *J. Phys. Chem. Ref. Data*, 25, 1–525, 1996.
9. Zabransky, M., Ruzicka, V., Majer, V., and Domalski, E. S., *Heat Capacity of Liquids*, *J. Phys. Chem. Ref. Data*, Monograph No. 6, 1996.
10. Gurvich, L. V., Veyts, I.V., and Alcock, C. B., *Thermodynamic Properties of Individual Substances, Fourth Edition, Vol. 1*, Hemisphere Publishing Corp., New York, 1989.
11. Gurvich, L. V., Veyts, I.V., and Alcock, C. B., *Thermodynamic Properties of Individual Substances, Fourth Edition, Vol. 3*, CRC Press, Boca Raton, FL, 1994.
12. *NIST Chemistry Webbook*, <webbook.nist.gov>

Molecular formula	Name	Crystal				Liquid				Gas			
		$\Delta_f H^\circ$ kJ/mol	$\Delta_f G^\circ$ kJ/mol	S° J/mol K	C_p J/mol K	$\Delta_f H^\circ$ kJ/mol	$\Delta_f G^\circ$ kJ/mol	S° J/mol K	C_p J/mol K	$\Delta_f H^\circ$ kJ/mol	$\Delta_f G^\circ$ kJ/mol	S° J/mol K	C_p J/mol K
<i>Substances not containing carbon:</i>													
Ac	Actinium	0.0		56.5	27.2					406.0	366.0	188.1	20.8
Ag	Silver	0.0		42.6	25.4					284.9	246.0	173.0	20.8
AgBr	Silver(I) bromide	-100.4	-96.9	107.1	52.4								
AgBrO ₃	Silver(I) bromate	-10.5	71.3	151.9									
AgCl	Silver(I) chloride	-127.0	-109.8	96.3	50.8								
AgClO ₃	Silver(I) chlorate	-30.3	64.5	142.0									
AgClO ₄	Silver(I) perchlorate	-31.1											
AgF	Silver(I) fluoride	-204.6											
AgF ₂	Silver(II) fluoride	-360.0											
AgI	Silver(I) iodide	-61.8	-66.2	115.5	56.8								
AgIO ₃	Silver(I) iodate	-171.1	-93.7	149.4	102.9								
AgNO ₃	Silver(I) nitrate	-124.4	-33.4	140.9	93.1								
Ag ₂	Disilver									410.0	358.8	257.1	37.0
Ag ₂ CrO ₄	Silver(I) chromate	-731.7	-641.8	217.6	142.3								
Ag ₂ O	Silver(I) oxide	-31.1	-11.2	121.3	65.9								
Ag ₂ O ₂	Silver(II) oxide	-24.3	27.6	117.0	88.0								
Ag ₂ O ₃	Silver(III) oxide	33.9	121.4	100.0									
Ag ₂ O ₄ S	Silver(I) sulfate	-715.9	-618.4	200.4	131.4								
Ag ₂ S	Silver(I) sulfide (argentite)	-32.6	-40.7	144.0	76.5								
Al	Aluminum	0.0		28.3	24.2					330.0	289.4	164.6	21.4
AlB ₃ H ₁₂	Aluminum borohydride					-16.3	145.0	289.1	194.6	13.0	147.0	379.2	
AlBr	Aluminum monobromide									-4.0	-42.0	239.5	35.6

Molecular formula	Name	Crystal				Liquid				Gas			
		$\Delta_f H^\circ$ kJ/mol	$\Delta_f G^\circ$ kJ/mol	S° J/mol K	C_p J/mol K	$\Delta_f H^\circ$ kJ/mol	$\Delta_f G^\circ$ kJ/mol	S° J/mol K	C_p J/mol K	$\Delta_f H^\circ$ kJ/mol	$\Delta_f G^\circ$ kJ/mol	S° J/mol K	C_p J/mol K
AlBr ₃	Aluminum bromide	-527.2		180.2	100.6					-425.1			
AlCl	Aluminum monochloride									-47.7	-74.1	228.1	35.0
AlCl ₂	Aluminum dichloride									-331.0			
AlCl ₃	Aluminum chloride	-704.2	-628.8	109.3	91.1					-583.2			
AlF	Aluminum monofluoride									-258.2	-283.7	215.0	31.9
AlF ₃	Aluminum fluoride	-1510.4	-1431.1	66.5	75.1					-1204.6	-1188.2	277.1	62.6
AlF ₄ Na	Sodium tetrafluoroaluminate									-1869.0	-1827.5	345.7	105.9
AlH	Aluminum monohydride									259.2	231.2	187.9	29.4
AlH ₃	Aluminum hydride	-46.0		30.0	40.2								
AlH ₄ K	Potassium aluminum hydride	-183.7											
AlH ₄ Li	Lithium aluminum hydride	-116.3	-44.7	78.7	83.2								
AlH ₄ Na	Sodium aluminum hydride	-115.5											
AlI	Aluminum monoiodide									65.5			36.0
AlI ₃	Aluminum iodide	-302.9		195.9	98.7					-289.4		223.6	
AlN	Aluminum nitride	-318.0	-287.0	20.2	30.1								
AlO	Aluminum monoxide									91.2	65.3	218.4	30.9
AlO ₄ P	Aluminum phosphate	-1733.8	-1617.9	90.8	93.2								
AlP	Aluminum phosphide	-166.5											
AlS	Aluminum monosulfide									200.9	150.1	230.6	33.4
Al ₂	Dialuminum									485.9	433.3	233.2	36.4
Al ₂ Br ₆	Aluminum hexabromide									-970.7			
Al ₂ Cl ₆	Aluminum hexachloride									-1290.8	-1220.4	490.0	
Al ₂ F ₆	Aluminum hexafluoride									-2628.0			
Al ₂ I ₆	Aluminum hexaiodide									-516.7			
Al ₂ O	Aluminum oxide (Al ₂ O)									-130.0	-159.0	259.4	45.7
Al ₂ O ₃	Aluminum oxide (corundum)	-1675.7	-1582.3	50.9	79.0								
Al ₂ S ₃	Aluminum sulfide	-724.0		116.9	105.1								
Am	Americium	0.0											
Ar	Argon									0.0		154.8	20.8
As	Arsenic (gray)	0.0		35.1	24.6					302.5	261.0	174.2	20.8
As	Arsenic (yellow)	14.6											
AsBr ₃	Arsenic(III) bromide	-197.5								-130.0	-159.0	363.9	79.2
AsCl ₃	Arsenic(III) chloride					-305.0	-259.4	216.3		-261.5	-248.9	327.2	75.7
AsF ₃	Arsenic(III) fluoride					-821.3	-774.2	181.2	126.6	-785.8	-770.8	289.1	65.6
AsGa	Gallium arsenide	-71.0	-67.8	64.2	46.2								
AsH ₃	Arsine									66.4	68.9	222.8	38.1
AsH ₃ O ₄	Arsenic acid	-906.3											
AsI ₃	Arsenic(III) iodide	-58.2	-59.4	213.1	105.8							388.3	80.6
AsIn	Indium arsenide	-58.6	-53.6	75.7	47.8								
AsO	Arsenic monoxide									70.0			
As ₂	Diarsenic									222.2	171.9	239.4	35.0
As ₂ O ₅	Arsenic(V) oxide	-924.9	-782.3	105.4	116.5								
As ₂ S ₃	Arsenic(III) sulfide	-169.0	-168.6	163.6	116.3								
At	Astatine	0.0											
Au	Gold			47.4	25.4					366.1	326.3	180.5	20.8
AuBr	Gold(I) bromide	-14.0											
AuBr ₃	Gold(III) bromide	-53.3											
AuCl	Gold(I) chloride	-34.7											
AuCl ₃	Gold(III) chloride	-117.6											
AuF ₃	Gold(III) fluoride	-363.6											
AuH	Gold hydride									295.0	265.7	211.2	29.2
AuI	Gold(I) iodide	0.0											
Au ₂	Digold									515.1			36.9
B	Boron (β-rhombohedral)	0.0		5.9	11.1					565.0	521.0	153.4	20.8
BBr	Bromoborane(1)									238.1	195.4	225.0	32.9
BBr ₃	Boron tribromide					-239.7	-238.5	229.7		-205.6	-232.5	324.2	67.8
BCl	Chloroborane(1)									149.5	120.9	213.2	31.7
BClO	Chloroxyborane									-314.0			
BCl ₃	Boron trichloride					-427.2	-387.4	206.3	106.7	-403.8	-388.7	290.1	62.7
BCsO ₂	Cesium metaborate	-972.0	-915.0	104.4	80.6								
BF	Fluoroborane(1)									-122.2	-149.8	200.5	29.6
BFO	Fluorooxyborane									-607.0			
BF ₃	Boron trifluoride									-1136.0	-1119.4	254.4	
BF ₃ H ₃ N	Aminetrisfluoroboron	-1353.9											
BF ₃ H ₃ P	Trihydro(phosphorus trifluoride)boron									-854.0			
BF ₄ Na	Sodium tetrafluoroborate	-1844.7	-1750.1	145.3	120.3								

Molecular formula	Name	Crystal				Liquid				Gas			
		$\Delta_f H^\circ$ kJ/mol	$\Delta_f G^\circ$ kJ/mol	S° J/mol K	C_p J/mol K	$\Delta_f H^\circ$ kJ/mol	$\Delta_f G^\circ$ kJ/mol	S° J/mol K	C_p J/mol K	$\Delta_f H^\circ$ kJ/mol	$\Delta_f G^\circ$ kJ/mol	S° J/mol K	C_p J/mol K
BH	Borane(1)												
BHO ₂	Metaboric acid (β , monoclinic)	-794.3	-723.4	38.0						-561.9	-551.0	240.1	42.2
BH ₃	Borane(3)									89.2	93.3	188.2	36.0
BH ₃ O ₃	Boric acid	-1094.3	-968.9	90.0	86.1					-994.1			
BH ₄ K	Potassium borohydride	-227.4	-160.3	106.3	96.1								
BH ₄ Li	Lithium borohydride	-190.8	-125.0	75.9	82.6								
BH ₄ Na	Sodium borohydride	-188.6	-123.9	101.3	86.8								
BI ₃	Boron triiodide									71.1	20.7	349.2	70.8
BKO ₂	Potassium metaborate	-981.6	-923.4	80.0	66.7								
BLiO ₂	Lithium metaborate	-1032.2	-976.1	51.5	59.8								
BN	Boron nitride	-254.4	-228.4	14.8	19.7					647.5	614.5	212.3	29.5
BNaO ₂	Sodium metaborate	-977.0	-920.7	73.5	65.9								
BO	Boron monoxide									25.0	-4.0	203.5	29.2
BO ₂	Boron dioxide									-300.4	-305.9	229.6	43.0
BO ₂ Rb	Rubidium metaborate	-971.0	-913.0	94.3	74.1								
BS	Boron monosulfide									342.0	288.8	216.2	30.0
B ₂	Diboron									830.5	774.0	201.9	30.5
B ₂ Cl ₄	Tetrachlorodiborane					-523.0	-464.8	262.3	137.7	-490.4	-460.6	357.4	95.4
B ₂ F ₄	Tetrafluorodiborane									-1440.1	-1410.4	317.3	79.1
B ₂ H ₆	Diborane									36.4	87.6	232.1	56.7
B ₂ O ₂	Diboron dioxide									-454.8	-462.3	242.5	57.3
B ₂ O ₃	Boron oxide	-1273.5	-1194.3	54.0	62.8					-843.8	-832.0	279.8	66.9
B ₂ S ₃	Boron sulfide	-240.6		100.0	111.7					67.0			
B ₃ H ₆ N ₃	Borazine					-541.0	-392.7	199.6					
B ₄ H ₁₀	Tetraborane(10)									66.1	184.3	280.3	
B ₄ Na ₂ O ₇	Sodium tetraborate	-3291.1	-3096.0	189.5	186.8								
B ₅ H ₉	Pentaborane(9)					42.7	171.8	184.2	151.1	73.2	173.6	280.6	99.6
B ₅ H ₁₁	Pentaborane(11)					73.2				103.3	230.6	321.0	130.3
B ₆ H ₁₀	Hexaborane(10)					56.3				94.6	211.3	296.8	125.7
B ₉ H ₁₅	Nonaborane(15)									158.4	357.5	364.9	187.0
B ₁₀ H ₁₄	Decaborane(14)									47.3	232.8	350.7	186.1
Ba	Barium	0.0		62.5	28.1					180.0	146.0	170.2	20.8
BaBr ₂	Barium bromide	-757.3	-736.8	146.0									
BaCl ₂	Barium chloride	-855.0	-806.7	123.7	75.1								
BaCl ₂ ·H ₄ O ₂	Barium chloride dihydrate	-1456.9	-1293.2	203.0									
BaF ₂	Barium fluoride	-1207.1		-1156.8	96.4	71.2							
BaH ₂	Barium hydride	-177.0	-138.2	63.0	46.0								
BaH ₂ O ₂	Barium hydroxide	-944.7											
BaI ₂	Barium iodide	-602.1											
BaN ₂ O ₄	Barium nitrite	-768.2											
BaN ₂ O ₆	Barium nitrate	-988.0	-792.6	214.0	151.4								
BaO	Barium oxide	-548.0	-520.3	72.1	47.3					-112.0			
BaO ₄ S	Barium sulfate	-1473.2	-1362.2	132.2	101.8								
BaS	Barium sulfide	-460.0	-456.0	78.2	49.4								
Be	Beryllium	0.0		9.5	16.4					324.0	286.6	136.3	20.8
BeBr ₂	Beryllium bromide	-353.5		108.0	69.4								
BeCl ₂	Beryllium chloride	-490.4	-445.6	75.8	62.4								
BeF ₂	Beryllium fluoride	-1026.8	-979.4	53.4	51.8								
BeH ₂ O ₂	Beryllium hydroxide	-902.5	-815.0	45.5	62.1								
BeI ₂	Beryllium iodide	-192.5		121.0	71.1								
BeO	Beryllium oxide	-609.4	-580.1	13.8	25.6								
BeO ₄ S	Beryllium sulfate	-1205.2	-1093.8	77.9	85.7								
BeS	Beryllium sulfide	-234.3		34.0	34.0								
Bi	Bismuth	0.0		56.7	25.5					207.1	168.2	187.0	20.8
BiClO	Bismuth oxychloride	-366.9	-322.1	120.5									
BiCl ₃	Bismuth trichloride	-379.1	-315.0	177.0	105.0					-265.7	-256.0	358.9	79.7
BiH ₃ O ₃	Bismuth hydroxide	-711.3											
BiI ₃	Bismuth triiodide		-175.3										
Bi ₂	Dibismuth									219.7			36.9
Bi ₂ O ₃	Bismuth oxide	-573.9	-493.7	151.5	113.5								
Bi ₂ O ₁₀ S ₃	Bismuth sulfate	-2544.3											
Bi ₂ S ₃	Bismuth sulfide	-143.1	-140.6	200.4	122.2								
Bk	Berkelium	0.0											
Br	Bromine (atomic)									111.9	82.4	175.0	20.8
BrCl	Bromine chloride									14.6	-1.0	240.1	35.0
BrCl ₃ Si	Bromotrichlorosilane											350.1	90.9

Molecular formula	Name	Crystal				Liquid				Gas			
		$\Delta_f H^\circ$ kJ/mol	$\Delta_f G^\circ$ kJ/mol	S° J/mol K	C_p J/mol K	$\Delta_f H^\circ$ kJ/mol	$\Delta_f G^\circ$ kJ/mol	S° J/mol K	C_p J/mol K	$\Delta_f H^\circ$ kJ/mol	$\Delta_f G^\circ$ kJ/mol	S° J/mol K	C_p J/mol K
BrCs	Cesium bromide	-405.8	-391.4	113.1	52.9								
BrCu	Copper(I) bromide	-104.6	-100.8	96.1	54.7								
BrF	Bromine fluoride									-93.8	-109.2	229.0	33.0
BrF ₃	Bromine trifluoride					-300.8	-240.5	178.2	124.6	-255.6	-229.4	292.5	66.6
BrF ₅	Bromine pentafluoride					-458.6	-351.8	225.1		-428.9	-350.6	320.2	99.6
BrGe	Germanium monobromide									235.6			37.1
BrGeH ₃	Bromogermane											274.8	56.4
BrH	Hydrogen bromide									-36.3	-53.4	198.7	29.1
BrHSi	Bromosilylene									-464.4			
BrH ₃ Si	Bromosilane											262.4	52.8
BrH ₄ N	Ammonium bromide	-270.8	-175.2	113.0	96.0								
BrI	Iodine bromide									40.8	3.7	258.8	36.4
BrIn	Indium(I) bromide	-175.3	-169.0	113.0						-56.9	-94.3	259.5	36.7
BrK	Potassium bromide	-393.8	-380.7	95.9	52.3								
BrK ₂ O ₃	Potassium bromate	-360.2	-271.2	149.2	105.2								
BrK ₂ O ₄	Potassium perbromate	-287.9	-174.4	170.1	120.2								
BrLi	Lithium bromide	-351.2	-342.0	74.3									
BrNO	Nitrosyl bromide									82.2	82.4	273.7	45.5
BrNa	Sodium bromide	-361.1	-349.0	86.8	51.4					-143.1	-177.1	241.2	36.3
BrNaO ₃	Sodium bromate	-334.1	-242.6	128.9									
BrO	Bromine monoxide									125.8	109.6	233.0	34.2
BrO ₂	Bromine dioxide									152.0	155.0	271.1	45.4
BrRb	Rubidium bromide	-394.6	-381.8	110.0	52.8								
BrSi	Bromosilyldyne									209.0			38.6
BrTl	Thallium(I) bromide	-173.2	-167.4	120.5						-37.7			
Br ₂	Bromine					0.0		152.2	75.7	30.9	3.1	245.5	36.0
Br ₂ Ca	Calcium bromide	-682.8	-663.6	130.0									
Br ₂ Cd	Cadmium bromide	-316.2	-296.3	137.2	76.7								
Br ₂ Co	Cobalt(II) bromide	-220.9			79.5								
Br ₂ Cr	Chromium(II) bromide	-302.1											
Br ₂ Cu	Copper(II) bromide	-141.8											
Br ₂ Fe	Iron(II) bromide	-249.8	-238.1	140.6									
Br ₂ H ₂ Si	Dibromosilane											309.7	65.5
Br ₂ Hg	Mercury(II) bromide	-170.7	-153.1	172.0									
Br ₂ Hg ₂	Mercury(I) bromide	-206.9	-181.1	218.0									
Br ₂ Mg	Magnesium bromide	-524.3	-503.8	117.2									
Br ₂ Mn	Manganese(II) bromide	-384.9											
Br ₂ Ni	Nickel(II) bromide	-212.1											
Br ₂ Pb	Lead(II) bromide	-278.7	-261.9	161.5	80.1								
Br ₂ Pt	Platinum(II) bromide	-82.0											
Br ₂ S ₂	Sulfur bromide					-13.0							
Br ₂ Se	Selenium dibromide									-21.0			
Br ₂ Sn	Tin(II) bromide	-243.5											
Br ₂ Sr	Strontium bromide	-717.6	-697.1	135.1	75.3								
Br ₂ Ti	Titanium(II) bromide	-402.0											
Br ₂ Zn	Zinc bromide	-328.7	-312.1	138.5									
Br ₃ Ce	Cerium(III) bromide	-891.4											
Br ₃ ClSi	Tribromochlorosilane											377.1	95.3
Br ₃ Dy	Dysprosium(III) bromide	-836.2											
Br ₃ Fe	Iron(III) bromide	-268.2											
Br ₃ Ga	Gallium(III) bromide	-386.6	-359.8	180.0									
Br ₃ HSi	Tribromosilane					-355.6	-336.4	248.1		-317.6	-328.5	348.6	80.8
Br ₃ In	Indium(III) bromide	-428.9								-282.0			
Br ₃ OP	Phosphoric tribromide	-458.6										359.8	89.9
Br ₃ P	Phosphorus(III) bromide					-184.5	-175.7	240.2		-139.3	-162.8	348.1	76.0
Br ₃ Pt	Platinum(III) bromide	-120.9											
Br ₃ Re	Rhenium(III) bromide	-167.0											
Br ₃ Ru	Ruthenium(III) bromide	-138.0											
Br ₃ Sb	Antimony(III) bromide	-259.4	-239.3	207.1						-194.6	-223.9	372.9	80.2
Br ₃ Sc	Scandium bromide	-743.1											
Br ₃ Ti	Titanium(III) bromide	-548.5	-523.8	176.6	101.7								
Br ₄ Ge	Germanium(IV) bromide					-347.7	-331.4	280.7		-300.0	-318.0	396.2	101.8
Br ₄ Pa	Protactinium(IV) bromide	-824.0	-787.8	234.0									
Br ₄ Pt	Platinum(IV) bromide	-156.5											
Br ₄ Si	Tetrabromosilane					-457.3	-443.9	277.8		-415.5	-431.8	377.9	97.1
Br ₄ Sn	Tin(IV) bromide	-377.4	-350.2	264.4						-314.6	-331.4	411.9	103.4

Molecular formula	Name	Crystal				Liquid				Gas			
		$\Delta_f H^\circ$ kJ/mol	$\Delta_f G^\circ$ kJ/mol	S° J/mol K	C_p J/mol K	$\Delta_f H^\circ$ kJ/mol	$\Delta_f G^\circ$ kJ/mol	S° J/mol K	C_p J/mol K	$\Delta_f H^\circ$ kJ/mol	$\Delta_f G^\circ$ kJ/mol	S° J/mol K	C_p J/mol K
Br ₄ Te	Tellurium tetrabromide	-190.4											
Br ₄ Ti	Titanium(IV) bromide	-616.7	-589.5	243.5	131.5					-549.4	-568.2	398.4	100.8
Br ₄ V	Vanadium(IV) bromide									-336.8			
Br ₄ Zr	Zirconium(IV) bromide	-760.7											
Br ₅ P	Phosphorus(V) bromide	-269.9											
Br ₅ Ta	Tantalum(V) bromide	-598.3											
Br ₆ W	Tungsten(VI) bromide	-348.5											
Ca	Calcium	0.0		41.6	25.9					177.8	144.0	154.9	
CaCl ₂	Calcium chloride	-795.4	-748.8	108.4	72.9								
CaF ₂	Calcium fluoride	-1228.0	-1175.6	68.5	67.0								
CaH ₂	Calcium hydride	-181.5	-142.5	41.4	41.0								
CaH ₂ O ₂	Calcium hydroxide	-985.2	-897.5	83.4	87.5								
CaI ₂	Calcium iodide	-533.5	-528.9	142.0									
CaN ₂ O ₆	Calcium nitrate	-938.2	-742.8	193.2	149.4								
CaO	Calcium oxide	-634.9	-603.3	38.1	42.0								
CaO ₃ S	Calcium sulfate	-1434.5	-1322.0	106.5	99.7								
CaS	Calcium sulfide	-482.4	-477.4	56.5	47.4								
Ca ₃ O ₈ P ₂	Calcium phosphate	-4120.8	-3884.7	236.0	227.8								
Cd	Cadmium	0.0			51.8	26.0					111.8		167.7
CdCl ₂	Cadmium chloride	-391.5	-343.9	115.3	74.7								
CdF ₂	Cadmium fluoride	-700.4	-647.7	77.4									
CdH ₂ O ₂	Cadmium hydroxide	-560.7	-473.6	96.0									
CdI ₂	Cadmium iodide	-203.3	-201.4	161.1	80.0								
CdO	Cadmium oxide	-258.4	-228.7	54.8	43.4								
CdO ₃ S	Cadmium sulfate	-933.3	-822.7	123.0	99.6								
CdS	Cadmium sulfide	-161.9	-156.5	64.9									
CdTe	Cadmium telluride	-92.5	-92.0	100.0									
Ce	Cerium (γ, fcc)	0.0		72.0	26.9					423.0	385.0	191.8	23.1
CeCl ₃	Cerium(III) chloride	-1060.5	-984.8	151.0	87.4								
CeI ₃	Cerium(III) iodide	-669.3											
CeO ₂	Cerium(IV) oxide	-1088.7	-1024.6	62.3	61.6								
CeS	Cerium(II) sulfide	-459.4	-451.5	78.2	50.0								
Ce ₂ O ₃	Cerium(III) oxide	-1796.2	-1706.2	150.6	114.6								
Cf	Californium	0.0											
Cl	Chlorine (atomic)									121.3	105.3	165.2	21.8
ClCs	Cesium chloride	-443.0	-414.5	101.2	52.5								
ClCsO ₄	Cesium perchlorate	-443.1	-314.3	175.1	108.3								
ClCu	Copper(I) chloride	-137.2	-119.9	86.2	48.5								
ClF	Chlorine fluoride									-50.3	-51.8	217.9	32.1
ClFO ₃	Perchloryl fluoride									-23.8	48.2	279.0	64.9
ClF ₃	Chlorine trifluoride					-189.5				-163.2	-123.0	281.6	63.9
ClF ₅ S	Sulfur chloride pentafluoride					-1065.7							
ClGe	Germanium monochloride									155.2	124.2	247.0	36.9
ClGeH ₃	Chlorogermane											263.7	54.7
ClH	Hydrogen chloride									-92.3	-95.3	186.9	29.1
ClHO	Hypochlorous acid									-78.7	-66.1	236.7	37.2
ClHO ₄	Perchloric acid					-40.6							
ClH ₃ Si	Chlorosilane											250.7	51.0
ClH ₄ N	Ammonium chloride	-314.4	-202.9	94.6	84.1								
ClH ₄ NO ₄	Ammonium perchlorate	-295.3	-88.8	186.2									
ClH ₄ P	Phosphonium chloride	-145.2											
ClI	Iodine chloride					-23.9	-13.6	135.1		17.8	-5.5	247.6	35.6
ClIn	Indium(I) chloride	-186.2								-75.0			
ClK	Potassium chloride	-436.5	-408.5	82.6	51.3					-214.6	-233.3	239.1	36.5
ClKO ₃	Potassium chlorate	-397.7	-296.3	143.1	100.3								
ClKO ₄	Potassium perchlorate	-432.8	-303.1	151.0	112.4								
ClLi	Lithium chloride	-408.6	-384.4	59.3	48.0								
ClLiO ₄	Lithium perchlorate	-381.0											
ClNO	Nitrosyl chloride									51.7	66.1	261.7	44.7
ClNO ₂	Nitryl chloride									12.6	54.4	272.2	53.2
ClNa	Sodium chloride	-411.2	-384.1	72.1	50.5								
ClNaO ₂	Sodium chlorite	-307.0											
ClNaO ₃	Sodium chlorate	-365.8	-262.3	123.4									
ClNaO ₄	Sodium perchlorate	-383.3	-254.9	142.3									
ClO	Chlorine oxide									101.8	98.1	226.6	31.5
ClOV	Vanadyl chloride	-607.0	-556.0	75.0									

Molecular formula	Name	Crystal				Liquid				Gas			
		$\Delta_f H^\circ$ kJ/mol	$\Delta_f G^\circ$ kJ/mol	S° J/mol K	C_p J/mol K	$\Delta_f H^\circ$ kJ/mol	$\Delta_f G^\circ$ kJ/mol	S° J/mol K	C_p J/mol K	$\Delta_f H^\circ$ kJ/mol	$\Delta_f G^\circ$ kJ/mol	S° J/mol K	C_p J/mol K
ClO ₂	Chlorine dioxide												
ClO ₂	Chlorine superoxide (ClOO)									89.1	105.0	263.7	46.0
ClO ₄ Rb	Rubidium perchlorate	-437.2	-306.9	161.1									
ClRb	Rubidium chloride	-435.4	-407.8	95.9	52.4								
ClSi	Chlorosilyldiyne									189.9			36.9
ClTI	Thallium(I) chloride	-204.1	-184.9	111.3	50.9					-67.8			
Cl ₂	Chlorine									0.0		223.1	33.9
Cl ₂ Co	Cobalt(II) chloride	-312.5	-269.8	109.2	78.5								
Cl ₂ Cr	Chromium(II) chloride	-395.4	-356.0	115.3	71.2								
Cl ₂ CrO ₂	Chromyl chloride					-579.5	-510.8	221.8		-538.1	-501.6	329.8	84.5
Cl ₂ Cu	Copper(II) chloride	-220.1	-175.7	108.1	71.9								
Cl ₂ Fe	Iron(II) chloride	-341.8	-302.3	118.0	76.7								
Cl ₂ H ₂ Si	Dichlorosilane											285.7	60.5
Cl ₂ Hg	Mercury(II) chloride	-224.3	-178.6	146.0									
Cl ₂ Hg ₂	Mercury(I) chloride	-265.4	-210.7	191.6									
Cl ₂ Mg	Magnesium chloride	-641.3	-591.8	89.6	71.4								
Cl ₂ Mn	Manganese(II) chloride	-481.3	-440.5	118.2	72.9								
Cl ₂ Ni	Nickel(II) chloride	-305.3	-259.0	97.7	71.7								
Cl ₂ O	Chlorine monoxide									80.3	97.9	266.2	45.4
Cl ₂ OS	Thionyl chloride					-245.6			121.0	-212.5	-198.3	309.8	66.5
Cl ₂ O ₂ S	Sulfuryl chloride					-394.1			134.0	-364.0	-320.0	311.9	77.0
Cl ₂ O ₂ U	Uranyl chloride	-1243.9	-1146.4	150.5	107.9								
Cl ₂ Pb	Lead(II) chloride	-359.4	-314.1	136.0									
Cl ₂ Pt	Platinum(II) chloride	-123.4											
Cl ₂ S	Sulfur dichloride					-50.0							
Cl ₂ S ₂	Sulfur chloride					-59.4							
Cl ₂ Sn	Tin(II) chloride	-325.1											
Cl ₂ Sr	Strontium chloride	-828.9	-781.1	114.9	75.6								
Cl ₂ Ti	Titanium(II) chloride	-513.8	-464.4	87.4	69.8								
Cl ₂ Zn	Zinc chloride	-415.1	-369.4	111.5	71.3					-266.1			
Cl ₂ Zr	Zirconium(II) chloride	-502.0											
Cl ₃ Cr	Chromium(III) chloride	-556.5	-486.1	123.0	91.8								
Cl ₃ Dy	Dysprosium(III) chloride	-1000.0											
Cl ₃ Er	Erbium chloride	-998.7			100.0								
Cl ₃ Eu	Europium(III) chloride	-936.0											
Cl ₃ Fe	Iron(III) chloride	-399.5	-334.0	142.3	96.7								
Cl ₃ Ga	Gallium(III) chloride	-524.7	-454.8	142.0									
Cl ₃ Gd	Gadolinium(III) chloride	-1008.0			88.0								
Cl ₃ HSi	Trichlorosilane					-539.3	-482.5	227.6		-513.0	-482.0	313.9	75.8
Cl ₃ Ho	Holmium chloride	-1005.4			88.0								
Cl ₃ In	Indium(III) chloride	-537.2								-374.0			
Cl ₃ Ir	Iridium(III) chloride	-245.6											
Cl ₃ La	Lanthanum chloride	-1072.2			108.8								
Cl ₃ Lu	Lutetium chloride	-945.6								-649.0			
Cl ₃ N	Nitrogen trichloride					230.0							
Cl ₃ Nd	Neodymium chloride	-1041.0			113.0								
Cl ₃ OP	Phosphoric trichloride					-597.1	-520.8	222.5	138.8	-558.5	-512.9	325.5	84.9
Cl ₃ OV	Vanadyl trichloride					-734.7	-668.5	244.3		-695.6	-659.3	344.3	89.9
Cl ₃ Os	Osmium(III) chloride	-190.4											
Cl ₃ P	Phosphorus(III) chloride					-319.7	-272.3	217.1		-287.0	-267.8	311.8	71.8
Cl ₃ Pr	Praseodymium chloride	-1056.9			100.0								
Cl ₃ Pt	Platinum(III) chloride	-182.0											
Cl ₃ Re	Rhenium(III) chloride	-264.0	-188.0	123.8	92.4								
Cl ₃ Rh	Rhodium(III) chloride	-299.2											
Cl ₃ Ru	Ruthenium(III) chloride	-205.0											
Cl ₃ Sb	Antimony(III) chloride	-382.2	-323.7	184.1	107.9								
Cl ₃ Sc	Scandium chloride	-925.1											
Cl ₃ Sm	Samarium(III) chloride	-1025.9											
Cl ₃ Tb	Terbium chloride	-997.0											
Cl ₃ Ti	Titanium(III) chloride	-720.9	-653.5	139.7	97.2								
Cl ₃ Tl	Thallium(III) chloride	-315.1											
Cl ₃ Tm	Thulium chloride	-986.6											
Cl ₃ U	Uranium(III) chloride	-866.5	-799.1	159.0	102.5								
Cl ₃ V	Vanadium(III) chloride	-580.7	-511.2	131.0	93.2								
Cl ₃ Y	Yttrium chloride	-1000.0								-750.2			75.0
Cl ₃ Yb	Ytterbium(III) chloride	-959.8											

Molecular formula	Name	Crystal				Liquid				Gas			
		$\Delta_f H^\circ$ kJ/mol	$\Delta_f G^\circ$ kJ/mol	S° J/mol K	C_p° J/mol K	$\Delta_f H^\circ$ kJ/mol	$\Delta_f G^\circ$ kJ/mol	S° J/mol K	C_p° J/mol K	$\Delta_f H^\circ$ kJ/mol	$\Delta_f G^\circ$ kJ/mol	S° J/mol K	C_p° J/mol K
Cl ₄ Ge	Germanium(IV) chloride					-531.8	-462.7	245.6		-884.5			
Cl ₄ Hf	Hafnium(IV) chloride	-990.4	-901.3	190.8	120.5								
Cl ₄ Pa	Protactinium(IV) chloride	-1043.0	-953.0	192.0									
Cl ₄ Pb	Lead(IV) chloride					-329.3							
Cl ₄ Pt	Platinum(IV) chloride	-231.8											
Cl ₄ Si	Tetrachlorosilane					-687.0	-619.8	239.7	145.3	-657.0	-617.0	330.7	90.3
Cl ₄ Sn	Tin(IV) chloride					-511.3	-440.1	258.6	165.3	-471.5	-432.2	365.8	98.3
Cl ₄ Te	Tellurium tetrachloride	-326.4			138.5								
Cl ₄ Th	Thorium(IV) chloride	-1186.2	-1094.1	190.4	120.3					-964.4	-932.0	390.7	107.5
Cl ₄ Ti	Titanium(IV) chloride					-804.2	-737.2	252.3	145.2	-763.2	-726.3	353.2	95.4
Cl ₄ U	Uranium(IV) chloride	-1019.2	-930.0	197.1	122.0					-809.6	-786.6	419.0	
Cl ₄ V	Vanadium(IV) chloride					-569.4	-503.7	255.0		-525.5	-492.0	362.4	96.2
Cl ₄ Zr	Zirconium(IV) chloride	-980.5	-889.9	181.6	119.8								
Cl ₅ Nb	Niobium(V) chloride	-797.5	-683.2	210.5	148.1					-703.7	-646.0	400.6	120.8
Cl ₅ P	Phosphorus(V) chloride	-443.5								-374.9	-305.0	364.6	112.8
Cl ₅ Pa	Protactinium(V) chloride	-1145.0	-1034.0	238.0									
Cl ₅ Ta	Tantalum(V) chloride	-859.0											
Cl ₆ U	Uranium(VI) chloride	-1092.0	-962.0	285.8	175.7					-1013.0	-928.0	431.0	
Cl ₆ W	Tungsten(VI) chloride	-602.5								-513.8			
Cm	Curium	0.0											
Co	Cobalt	0.0		30.0	24.8					424.7	380.3	179.5	23.0
CoF ₂	Cobalt(II) fluoride	-692.0	-647.2	82.0	68.8								
CoH ₂ O ₂	Cobalt(II) hydroxide	-539.7	-454.3	79.0									
CoI ₂	Cobalt(II) iodide	-88.7											
CoN ₂ O ₆	Cobalt(II) nitrate	-420.5											
CoO	Cobalt(II) oxide	-237.9	-214.2	53.0	55.2								
CoO ₄ S	Cobalt(II) sulfate	-888.3	-782.3	118.0									
CoS	Cobalt(II) sulfide	-82.8											
Co ₂ S ₃	Cobalt(III) sulfide	-147.3											
Co ₂ O ₄	Cobalt(II,III) oxide	-891.0	-774.0	102.5	123.4								
Cr	Chromium	0.0		23.8	23.4					396.6	351.8	174.5	20.8
CrF ₂	Chromium(II) fluoride	-778.0											
CrF ₃	Chromium(III) fluoride	-1159.0	-1088.0	93.9	78.7								
CrI ₂	Chromium(II) iodide	-156.9											
CrI ₃	Chromium(III) iodide	-205.0											
CrO ₂	Chromium(IV) oxide	-598.0											
CrO ₃	Chromium(VI) oxide									-292.9		266.2	56.0
CrO ₄ Pb	Lead(II) chromate	-930.9											
Cr ₂ FeO ₄	Chromium iron oxide	-1444.7	-1343.8	146.0	133.6								
Cr ₂ O ₃	Chromium(III) oxide	-1139.7	-1058.1	81.2	118.7								
Cr ₃ O ₄	Chromium(II,III) oxide	-1531.0											
Cs	Cesium	0.0		85.2	32.2					76.5	49.6	175.6	20.8
CsF	Cesium fluoride	-553.5	-525.5	92.8	51.1								
CsF ₂ H	Cesium hydrogen fluoride	-923.8	-858.9	135.2	87.3								
CsH	Cesium hydride	-54.2											
CsHO	Cesium hydroxide	-416.2	-371.8	104.2	69.9					-256.0	-256.5	254.8	49.7
CsHO ₄ S	Cesium hydrogen sulfate	-1158.1											
CsH ₂ N	Cesium amide	-118.4											
CsI	Cesium iodide	-346.6	-340.6	123.1	52.8								
CsNO ₃	Cesium nitrate	-506.0	-406.5	155.2									
CsO ₂	Cesium superoxide	-286.2											
Cs ₂ O	Cesium oxide	-345.8	-308.1	146.9	76.0								
Cs ₂ O ₃ S	Cesium sulfite	-1134.7											
Cs ₂ O ₄ S	Cesium sulfate	-1443.0	-1323.6	211.9	134.9								
Cs ₂ S	Cesium sulfide	-359.8											
Cu	Copper	0.0		33.2	24.4					337.4	297.7	166.4	20.8
CuF ₂	Copper(II) fluoride	-542.7											
CuH ₂ O ₂	Copper(II) hydroxide	-449.8											
CuI	Copper(I) iodide	-67.8	-69.5	96.7	54.1								
CuN ₂ O ₆	Copper(II) nitrate	-302.9											
CuO	Copper(II) oxide	-157.3	-129.7	42.6	42.3								
CuO ₄ S	Copper(II) sulfate	-771.4	-662.2	109.2									
CuO ₄ W	Copper(II) tungstate	-1105.0											
CuS	Copper(II) sulfide	-53.1	-53.6	66.5	47.8								
CuSe	Copper(II) selenide	-39.5											
Cu ₂	Dicopper									484.2	431.9	241.6	36.6

Molecular formula	Name	Crystal				Liquid				Gas			
		$\Delta_f H^\circ$ kJ/mol	$\Delta_f G^\circ$ kJ/mol	S° J/mol K	C_p J/mol K	$\Delta_f H^\circ$ kJ/mol	$\Delta_f G^\circ$ kJ/mol	S° J/mol K	C_p J/mol K	$\Delta_f H^\circ$ kJ/mol	$\Delta_f G^\circ$ kJ/mol	S° J/mol K	C_p J/mol K
Cu ₂ O	Copper(I) oxide	-168.6	-146.0	93.1	63.6								
Cu ₂ S	Copper(I) sulfide	-79.5	-86.2	120.9	76.3								
Dy	Dysprosium	0.0		75.6	27.7					290.4	254.4	196.6	20.8
DyI ₃	Dysprosium(III) iodide	-620.5											
Dy ₂ O ₃	Dysprosium(III) oxide	-1863.1	-1771.5	149.8	116.3								
Er	Erbium	0.0		73.2	28.1					317.1	280.7	195.6	20.8
ErF ₃	Erbium fluoride	-1711.0											
Er ₂ O ₃	Erbium oxide	-1897.9	-1808.7	155.6	108.5								
Es	Einsteinium	0.0											
Eu	Europium	0.0		77.8	27.7					175.3	142.2	188.8	20.8
Eu ₂ O ₃	Europium(III) oxide	-1651.4	-1556.8	146.0	122.2								
Eu ₃ O ₄	Europium(II,III) oxide	-2272.0	-2142.0	205.0									
F	Fluorine (atomic)									79.4	62.3	158.8	22.7
FGa	Gallium monofluoride									-251.9			33.3
FGe	Germanium monofluoride									-33.4			34.7
FGeH ₃	Fluorogermane											252.8	51.6
FH	Hydrogen fluoride					-299.8				-273.3	-275.4	173.8	
FH ₃ Si	Fluorosilane											238.4	47.4
FH ₄ N	Ammonium fluoride	-464.0	-348.7	72.0	65.3								
FI	Iodine fluoride									-95.7	-118.5	236.2	33.4
FIIn	Indium(I) fluoride									-203.4			
FK	Potassium fluoride	-567.3	-537.8	66.6	49.0								
FLi	Lithium fluoride	-616.0	-587.7	35.7	41.6								
FNO	Nitrosyl fluoride									-66.5	-51.0	248.1	41.3
FNO ₂	Nitryl fluoride											260.4	49.8
FNS	Thionitrosyl fluoride (NSF)											259.8	44.1
FNa	Sodium fluoride	-576.6	-546.3	51.1	46.9								
FO	Fluorine oxide									109.0	105.3	216.4	32.0
FO ₂	Fluorine superoxide (FOO)									25.4	39.4	259.5	44.5
FRb	Rubidium fluoride	-557.7											
FSi	Fluorosilyldiyne									7.1	-24.3	225.8	32.6
FTl	Thallium(I) fluoride	-324.7								-182.4			
F ₂	Fluorine									0.0		202.8	31.3
F ₂ Fe	Iron(II) fluoride	-711.3	-668.6	87.0	68.1								
F ₂ HK	Potassium hydrogen fluoride	-927.7	-859.7	104.3	76.9								
F ₂ HN	Diffuramine											252.8	43.4
F ₂ HNa	Sodium hydrogen fluoride	-920.3	-852.2	90.9	75.0								
F ₂ HRb	Rubidium hydrogen fluoride	-922.6	-855.6	120.1	79.4								
F ₂ Mg	Magnesium fluoride	-1124.2	-1071.1	57.2	61.6								
F ₂ N	Difluoroamidogen									43.1	57.8	249.9	41.0
F ₂ N ₂	cis-Difluorodiazine									69.5			
F ₂ N ₂	trans-Difluorodiazine									82.0			
F ₂ Ni	Nickel(II) fluoride	-651.4	-604.1	73.6	64.1								
F ₂ O	Fluorine monoxide									24.5	41.8	247.5	43.3
F ₂ OS	Thionyl fluoride											278.7	56.8
F ₂ O ₂	Fluorine dioxide									19.2	58.2	277.2	62.1
F ₂ O ₂ S	Sulfuryl fluoride											284.0	66.0
F ₂ O ₂ U	Uranyl fluoride	-1653.5	-1557.4	135.6	103.2								
F ₂ Pb	Lead(II) fluoride	-664.0	-617.1	110.5									
F ₂ Si	Difluorosilylene									-619.0	-628.0	252.7	43.9
F ₂ Sr	Strontium fluoride	-1216.3	-1164.8	82.1	70.0								
F ₂ Zn	Zinc fluoride	-764.4	-713.3	73.7	65.7								
F ₃ Ga	Gallium(III) fluoride	-1163.0	-1085.3	84.0									
F ₃ Gd	Gadolinium(III) fluoride									-1297.0			
F ₃ HSi	Trifluorosilane											271.9	60.5
F ₃ Ho	Holmium fluoride	-1707.0											
F ₃ N	Nitrogen trifluoride									-132.1	-90.6	260.8	53.4
F ₃ Nd	Neodymium fluoride	-1657.0											
F ₃ OP	Phosphoric trifluoride									-1254.3	-1205.8	285.4	68.8
F ₃ P	Phosphorus(III) fluoride									-958.4	-936.9	273.1	58.7
F ₃ Sb	Antimony(III) fluoride	-915.5											
F ₃ Sc	Scandium fluoride	-1629.2	-1555.6	92.0						-1247.0	-1234.0	300.5	67.8
F ₃ Sm	Samarium(III) fluoride	-1778.0											
F ₃ Th	Thorium(III) fluoride									-1166.1	-1160.6	339.2	73.3
F ₃ U	Uranium(III) fluoride	-1502.1	-1433.4	123.4	95.1					-1058.5	-1051.9	331.9	74.3
F ₃ Y	Yttrium fluoride	-1718.8	-1644.7	100.0						-1288.7	-1277.8	311.8	70.3

Molecular formula	Name	Crystal				Liquid				Gas			
		$\Delta_f H^\circ$ kJ/mol	$\Delta_f G^\circ$ kJ/mol	S° J/mol K	C_p° J/mol K	$\Delta_f H^\circ$ kJ/mol	$\Delta_f G^\circ$ kJ/mol	S° J/mol K	C_p° J/mol K	$\Delta_f H^\circ$ kJ/mol	$\Delta_f G^\circ$ kJ/mol	S° J/mol K	C_p° J/mol K
F ₄ Ge	Germanium(IV) fluoride												
F ₄ Hf	Hafnium fluoride	-1930.5	-1830.4	113.0						-1190.2	-1150.0	301.9	
F ₄ N ₂	Tetrafluorohydrazine									-8.4	79.9	301.2	79.2
F ₄ Pb	Lead(IV) fluoride	-941.8											
F ₄ S	Sulfur tetrafluoride									-763.2	-722.0	299.6	77.6
F ₄ Si	Tetrafluorosilane									-1615.0	-1572.8	282.8	73.6
F ₄ Th	Thorium(IV) fluoride	-2097.8	-2003.4	142.0	110.7					-1759.0	-1724.0	341.7	93.0
F ₄ U	Uranium(IV) fluoride	-1914.2	-1823.3	151.7	116.0					-1598.7	-1572.7	368.0	91.2
F ₄ V	Vanadium(IV) fluoride	-1403.3											
F ₄ Xe	Xenon tetrafluoride	-261.5											
F ₄ Zr	Zirconium(IV) fluoride	-1911.3	-1809.9	104.6	103.7								
F ₅ I	Iodine pentafluoride					-864.8				-822.5	-751.7	327.7	99.2
F ₅ Nb	Niobium(V) fluoride	-1813.8	-1699.0	160.2	134.7					-1739.7	-1673.6	321.9	97.1
F ₅ P	Phosphorus(V) fluoride									-1594.4	-1520.7	300.8	84.8
F ₅ Ta	Tantalum(V) fluoride	-1903.6											
F ₅ V	Vanadium(V) fluoride					-1480.3	-1373.1	175.7		-1433.9	-1369.8	320.9	98.6
F ₆ H ₈ N ₂ Si	Ammonium hexafluorosilicate	-2681.7	-2365.3	280.2	228.1								
F ₆ Ir	Iridium(VI) fluoride	-579.7	-461.6	247.7						-544.0	-460.0	357.8	121.1
F ₆ K ₂ Si	Potassium hexafluorosilicate	-2956.0	-2798.6	226.0									
F ₆ Mo	Molybdenum(VI) fluoride					-1585.5	-1473.0	259.7	169.8	-1557.7	-1472.2	350.5	
F ₆ Na ₂ Si	Sodium hexafluorosilicate	-2909.6	-2754.2	207.1	187.1								
F ₆ Os	Osmium(VI) fluoride			246.0								358.1	120.8
F ₆ Pt	Platinum(VI) fluoride			235.6								348.3	122.8
F ₆ S	Sulfur hexafluoride									-1220.5	-1116.5	291.5	97.0
F ₆ Se	Selenium hexafluoride									-1117.0	-1017.0	313.9	110.5
F ₆ Si ₂	Hexafluorodisilane	-2427.0	-2299.7	219.1	129.5					-2383.3	-2307.3	391.0	129.9
F ₆ Te	Tellurium hexafluoride									-1318.0			
F ₆ U	Uranium(VI) fluoride	-2197.0	-2068.5	227.6	166.8					-2147.4	-2063.7	377.9	129.6
F ₆ W	Tungsten(VI) fluoride					-1747.7	-1631.4	251.5		-1721.7	-1632.1	341.1	119.0
Fe	Iron	0.0		27.3	25.1					416.3	370.7	180.5	25.7
FeI ₂	Iron(II) iodide	-113.0											
FeI ₃	Iron(III) iodide									71.0			
FeMoO ₄	Iron(II) molybdate	-1075.0	-975.0	129.3	118.5								
FeO	Iron(II) oxide	-272.0											
FeO ₂ S	Iron(II) sulfate	-928.4	-820.8	107.5	100.6								
FeO ₄ W	Iron(II) tungstate	-1155.0	-1054.0	131.8	114.6								
FeS	Iron(II) sulfide	-100.0	-100.4	60.3	50.5								
FeS ₂	Iron disulfide	-178.2	-166.9	52.9	62.2								
Fe ₂ O ₃	Iron(III) oxide	-824.2	-742.2	87.4	103.9								
Fe ₂ O ₄ Si	Iron(II) orthosilicate	-1479.9	-1379.0	145.2	132.9								
Fe ₃ O ₄	Iron(II,III) oxide	-1118.4	-1015.4	146.4	143.4								
Fm	Fermium	0.0											
Fr	Francium	0.0		95.4									
Ga	Gallium	0.0	0.0	40.8	26.1	5.6				272.0	233.7	169.0	25.3
GaH ₃ O ₃	Gallium(III) hydroxide	-964.4	-831.3	100.0									
Gal ₃	Gallium(III) iodide	-238.9		205.0	100.0								
GaN	Gallium nitride	-110.5											
GaO	Gallium monoxide									279.5	253.5	231.1	32.1
GaP	Gallium phosphide	-88.0											
GaSb	Gallium antimonide	-41.8	-38.9	76.1	48.5								
Ga ₂	Digallium									438.5			
Ga ₂ O	Gallium suboxide	-356.0											
Ga ₂ O ₃	Gallium(III) oxide	-1089.1	-998.3	85.0	92.1								
Gd	Gadolinium	0.0		68.1	37.0					397.5	359.8	194.3	27.5
Gd ₂ O ₃	Gadolinium(III) oxide	-1819.6			106.7								
Ge	Germanium	0.0		31.1	23.3					372.0	331.2	167.9	30.7
GeH ₃ I	Iodogermane											283.2	57.5
GeH ₄	Germane									90.8	113.4	217.1	45.0
GeI ₄	Germanium(IV) iodide	-141.8	-144.3	271.1						-56.9	-106.3	428.9	104.1
GeO	Germanium(II) oxide	-261.9	-237.2	50.0						-46.2	-73.2	224.3	30.9
GeO ₂	Germanium(IV) oxide	-580.0	-521.4	39.7	52.1								
GeP	Germanium phosphide	-21.0	-17.0	63.0									
GeS	Germanium(II) sulfide	-69.0	-71.5	71.0						92.0	42.0	234.0	33.7
GeTe	Germanium(II) telluride	20.0											
Ge ₂	Digermanium									473.1	416.3	252.8	35.6
Ge ₂ H ₆	Digermane					137.3				162.3			

Molecular formula	Name	Crystal				Liquid				Gas			
		$\Delta_f H^\circ$ kJ/mol	$\Delta_f G^\circ$ kJ/mol	S° J/mol K	C_p J/mol K	$\Delta_f H^\circ$ kJ/mol	$\Delta_f G^\circ$ kJ/mol	S° J/mol K	C_p J/mol K	$\Delta_f H^\circ$ kJ/mol	$\Delta_f G^\circ$ kJ/mol	S° J/mol K	C_p J/mol K
Ge ₃ H ₈	Trigermene					193.7				226.8			
H	Hydrogen (atomic)									218.0	203.3	114.7	20.8
HI	Hydrogen iodide									26.5	1.7	206.6	29.2
HIO ₃	Iodic acid	-230.1											
HK	Potassium hydride	-57.7											
HKO	Potassium hydroxide	-424.6	-379.4	81.2	68.9					-232.0	-229.7	238.3	49.2
HKO ₄ S	Potassium hydrogen sulfate	-1160.6	-1031.3	138.1									
HLi	Lithium hydride	-90.5	-68.3	20.0	27.9								
HLiO	Lithium hydroxide	-487.5	-441.5	42.8	49.6					-229.0	-234.2	214.4	46.0
HN	Imidogen									351.5	345.6	181.2	29.2
HNO ₂	Nitrous acid									-79.5	-46.0	254.1	45.6
HNO ₃	Nitric acid					-174.1	-80.7	155.6	109.9	-133.9	-73.5	266.9	54.1
HN ₃	Hydrazoic acid					264.0	327.3	140.6		294.1	328.1	239.0	43.7
HNa	Sodium hydride	-56.3	-33.5	40.0	36.4								
HNaO	Sodium hydroxide	-425.8	-379.7	64.4	59.5					-191.0	-193.9	229.0	48.0
HNaO ₄ S	Sodium hydrogen sulfate	-1125.5	-992.8	113.0									
HNa ₂ O ₄ P	Sodium hydrogen phosphate	-1748.1	-1608.2	150.5	135.3								
HO	Hydroxyl									39.0	34.2	183.7	29.9
HORb	Rubidium hydroxide	-418.8	-373.9	94.0	69.0					-238.0	-239.1	248.5	49.5
HOTl	Thallium(I) hydroxide	-238.9	-195.8	88.0									
HO ₂	Hydroperoxy									10.5	22.6	229.0	34.9
HO ₃ P	Metaphosphoric acid	-948.5											
HO ₄ RbS	Rubidium hydrogen sulfate	-1159.0											
HO ₄ Re	Perrhenic acid	-762.3	-656.4	158.2									
HRb	Rubidium hydride	-52.3											
HS	Mercapto									142.7	113.3	195.7	32.3
HSi	Silylidyne									361.0			
HTa ₂	Tantalum hydride	-32.6	-69.0	79.1	90.8								
H ₂	Hydrogen									0.0		130.7	28.8
H ₂ KN	Potassium amide	-128.9											
H ₂ KO ₄ P	Potassium dihydrogen phosphate	-1568.3	-1415.9	134.9	116.6								
H ₂ LiN	Lithium amide	-179.5											
H ₂ Mg	Magnesium hydride	-75.3	-35.9	31.1	35.4								
H ₂ MgO ₂	Magnesium hydroxide	-924.5	-833.5	63.2	77.0								
H ₂ N	Amidogen									184.9	194.6	195.0	33.9
H ₂ NNa	Sodium amide	-123.8	-64.0	76.9	66.2								
H ₂ NRb	Rubidium amide	-113.0											
H ₂ N ₂ O ₂	Nitramide	-89.5											
H ₂ NiO ₂	Nickel(II) hydroxide	-529.7	-447.2	88.0									
H ₂ O	Water					-285.8	-237.1	70.0	75.3	-241.8	-228.6	188.8	33.6
H ₂ O ₂	Hydrogen peroxide					-187.8	-120.4	109.6	89.1	-136.3	-105.6	232.7	43.1
H ₂ O ₂ Sn	Tin(II) hydroxide	-561.1	-491.6	155.0									
H ₂ O ₂ Sr	Strontium hydroxide	-959.0											
H ₂ O ₂ Zn	Zinc hydroxide	-641.9	-553.5	81.2									
H ₂ O ₃ Si	Metasilicic acid	-1188.7	-1092.4	134.0									
H ₂ O ₄ S	Sulfuric acid					-814.0	-690.0	156.9	138.9				
H ₂ O ₄ Se	Selenic acid	-530.1											
H ₂ S	Hydrogen sulfide									-20.6	-33.4	205.8	34.2
H ₂ S ₂	Hydrogen disulfide					-18.1			84.1	15.5			51.5
H ₂ Se	Hydrogen selenide									29.7	15.9	219.0	34.7
H ₂ Sr	Strontium hydride	-180.3											
H ₂ Te	Hydrogen telluride									99.6			
H ₂ Th	Thorium hydride	-139.7	-100.0	50.7	36.7								
H ₂ Zr	Zirconium(II) hydride	-169.0	-128.8	35.0	31.0								
H ₃ ISi	Iodosilane											270.9	54.4
H ₃ N	Ammonia									-45.9	-16.4	192.8	35.1
H ₃ NO	Hydroxylamine	-114.2											
H ₃ O ₂ P	Phosphinic acid	-604.6				-595.4							
H ₃ O ₃ P	Phosphonic acid	-964.4											
H ₃ O ₄ P	Phosphoric acid	-1284.4	-1124.3	110.5	106.1	-1271.7	-1123.6	150.8	145.0				
H ₃ P	Phosphine									5.4	13.5	210.2	37.1
H ₃ Sb	Stibine									145.1	147.8	232.8	41.1
H ₃ U	Uranium(III) hydride	-127.2	-72.8	63.7	49.3								
H ₃ IN	Ammonium iodide	-201.4	-112.5	117.0									
H ₄ N ₂	Hydrazine					50.6	149.3	121.2	98.9	95.4	159.4	238.5	48.4
H ₄ N ₂ O ₂	Ammonium nitrite	-256.5											

Molecular formula	Name	Crystal				Liquid				Gas			
		$\Delta_f H^\circ$ kJ/mol	$\Delta_f G^\circ$ kJ/mol	S° J/mol K	C_p J/mol K	$\Delta_f H^\circ$ kJ/mol	$\Delta_f G^\circ$ kJ/mol	S° J/mol K	C_p J/mol K	$\Delta_f H^\circ$ kJ/mol	$\Delta_f G^\circ$ kJ/mol	S° J/mol K	C_p J/mol K
H ₄ N ₂ O ₃	Ammonium nitrate	-365.6	-183.9	151.1	139.3								
H ₄ N ₄	Ammonium azide	115.5	274.2	112.5									
H ₄ O ₄ Si	Orthosilicic acid	-1481.1	-1332.9	192.0									
H ₄ O ₄ P ₂	Diphosphoric acid	-2241.0				-2231.7							
H ₄ P ₂	Diphosphine					-5.0				20.9			
H ₄ Si	Silane									34.3	56.9	204.6	42.8
H ₄ Sn	Stannane									162.8	188.3	227.7	49.0
H ₅ NO	Ammonium hydroxide					-361.2	-254.0	165.6	154.9				
H ₅ NO ₃ S	Ammonium hydrogen sulfite	-768.6											
H ₅ NO ₄ S	Ammonium hydrogen sulfate	-1027.0											
H ₆ Si ₂	Disilane									80.3	127.3	272.7	80.8
H ₈ N ₂ O ₄ S	Ammonium sulfate	-1180.9	-901.7	220.1	187.5								
H ₈ Si ₃	Trisilane					92.5				120.9			
H ₉ N ₃ O ₄ P	Ammonium hydrogen phosphate	-1566.9			188.0								
H ₁₂ N ₃ O ₄ P	Ammonium phosphate	-1671.9											
He	Helium									0.0		126.2	20.8
Hf	Hafnium	0.0		43.6	25.7					619.2	576.5	186.9	20.8
HfO ₂	Hafnium oxide	-1144.7	-1088.2	59.3	60.3								
Hg	Mercury					0.0		75.9	28.0	61.4	31.8	175.0	20.8
HgI ₂	Mercury(II) iodide	-105.4	-101.7	180.0									
HgO	Mercury(II) oxide	-90.8	-58.5	70.3	44.1								
HgO ₂ S	Mercury(II) sulfate	-707.5											
HgS	Mercury(II) sulfide (red)	-58.2	-50.6	82.4	48.4								
HgTe	Mercury(II) telluride	-42.0											
Hg ₂	Dimercury									108.8	68.2	288.1	37.4
Hg ₂ I ₂	Mercury(I) iodide	-121.3	-111.0	233.5									
Hg ₂ O ₄ S	Mercury(I) sulfate	-743.1	-625.8	200.7	132.0								
Ho	Holmium	0.0		75.3	27.2					300.8	264.8	195.6	20.8
Ho ₂ O ₃	Holmium oxide	-1880.7	-1791.1	158.2	115.0								
I	Iodine (atomic)									106.8	70.2	180.8	20.8
IIn	Indium(I) iodide	-116.3	-120.5	130.0						7.5	-37.7	267.3	36.8
IK	Potassium iodide	-327.9	-324.9	106.3	52.9								
IKO ₃	Potassium iodate	-501.4	-418.4	151.5	106.5								
IKO ₄	Potassium periodate	-467.2	-361.4	175.7									
ILi	Lithium iodide	-270.4	-270.3	86.8	51.0								
INa	Sodium iodide	-287.8	-286.1	98.5	52.1								
INaO ₃	Sodium iodate	-481.8			92.0								
INaO ₄	Sodium periodate	-429.3	-323.0	163.0									
IO	Iodine monoxide									126.0	102.5	239.6	32.9
IRb	Rubidium iodide	-333.8	-328.9	118.4	53.2								
ITl	Thallium(I) iodide	-123.8	-125.4	127.6						7.1			
I ₂	Iodine (rhombic)	0.0		116.1	54.4					62.4	19.3	260.7	36.9
I ₂ Mg	Magnesium iodide	-364.0	-358.2	129.7									
I ₂ Ni	Nickel(II) iodide	-78.2											
I ₂ Pb	Lead(II) iodide	-175.5	-173.6	174.9	77.4								
I ₂ Sn	Tin(II) iodide	-143.5											
I ₂ Sr	Strontium iodide	-558.1			81.6								
I ₂ Zn	Zinc iodide	-208.0	-209.0	161.1									
I ₃ In	Indium(III) iodide	-238.0								-120.5			
I ₃ La	Lanthanum iodide	-668.9											
I ₃ Lu	Lutetium iodide	-548.0											
I ₃ P	Phosphorus(III) iodide	-45.6										374.4	78.4
I ₃ Ru	Ruthenium(III) iodide	-65.7											
I ₃ Sb	Antimony(III) iodide	-100.4											
I ₄ Pt	Platinum(IV) iodide	-72.8											
I ₄ Si	Tetraiodosilane	-189.5											
I ₄ Sn	Tin(IV) iodide				84.9							446.1	105.4
I ₄ Ti	Titanium(IV) iodide	-375.7	-371.5	249.4	125.7					-277.8			
I ₄ V	Vanadium(IV) iodide									-122.6			
I ₄ Zr	Zirconium(IV) iodide	-481.6											
In	Indium	0.0		57.8	26.7					243.3	208.7	173.8	20.8
InO	Indium monoxide									387.0	364.4	236.5	32.6
InP	Indium phosphide	-88.7	-77.0	59.8	45.4								
InS	Indium(II) sulfide	-138.1	-131.8	67.0						238.0			
InSb	Indium antimonide	-30.5	-25.5	86.2	49.5					344.3			
In ₂	Diindium									380.9			

Molecular formula	Name	Crystal				Liquid				Gas			
		$\Delta_f H^\circ$ kJ/mol	$\Delta_f G^\circ$ kJ/mol	S° J/mol K	C_p J/mol K	$\Delta_f H^\circ$ kJ/mol	$\Delta_f G^\circ$ kJ/mol	S° J/mol K	C_p J/mol K	$\Delta_f H^\circ$ kJ/mol	$\Delta_f G^\circ$ kJ/mol	S° J/mol K	C_p J/mol K
In ₂ O ₃	Indium(III) oxide	-925.8	-830.7	104.2	92.0								
In ₂ S ₃	Indium(III) sulfide	-427.0	-412.5	163.6	118.0								
In ₂ Te ₅	Indium(IV) telluride	-175.3											
Ir	Iridium	0.0		35.5	25.1					665.3	617.9	193.6	20.8
IrO ₂	Iridium(IV) oxide	-274.1			57.3								
IrS ₂	Iridium(IV) sulfide	-138.0											
Ir ₂ S ₃	Iridium(III) sulfide	-234.0											
K	Potassium	0.0		64.7	29.6					89.0	60.5	160.3	20.8
KMnO ₄	Potassium permanganate	-837.2	-737.6	171.7	117.6								
KNO ₂	Potassium nitrite	-369.8	-306.6	152.1	107.4								
KNO ₃	Potassium nitrate	-494.6	-394.9	133.1	96.4								
KNa	Potassium sodium					6.3							
KO ₂	Potassium superoxide	-284.9	-239.4	116.7	77.5								
K ₂	Dipotassium									123.7	87.5	249.7	37.9
K ₂ O	Potassium oxide	-361.5											
K ₂ O ₂	Potassium peroxide	-494.1	-425.1	102.1									
K ₂ O ₄ S	Potassium sulfate	-1437.8	-1321.4	175.6	131.5								
K ₂ S	Potassium sulfide	-380.7	-364.0	105.0									
K ₃ O ₄ P	Potassium phosphate	-1950.2											
Kr	Krypton									0.0		164.1	20.8
La	Lanthanum	0.0		56.9	27.1					431.0	393.6	182.4	22.8
LaS	Lanthanum monosulfide	-456.0	-451.5	73.2	59.0								
La ₂ O ₃	Lanthanum oxide	-1793.7	-1705.8	127.3	108.8								
Li	Lithium	0.0		29.1	24.8					159.3	126.6	138.8	20.8
LiNO ₂	Lithium nitrite	-372.4	-302.0	96.0									
LiNO ₃	Lithium nitrate	-483.1	-381.1	90.0									
Li ₂	Dilithium									215.9	174.4	197.0	36.1
Li ₂ O	Lithium oxide	-597.9	-561.2	37.6	54.1								
Li ₂ O ₂	Lithium peroxide	-634.3											
Li ₂ O ₂ Si	Lithium metasilicate	-1648.1	-1557.2	79.8	99.1								
Li ₂ O ₄ S	Lithium sulfate	-1436.5	-1321.7	115.1	117.6								
Li ₂ S	Lithium sulfide	-441.4											
Li ₃ O ₄ P	Lithium phosphate	-2095.8											
Lr	Lawrencium	0.0											
Lu	Lutetium	0.0		51.0	26.9					427.6	387.8	184.8	20.9
Lu ₂ O ₃	Lutetium oxide	-1878.2	-1789.0	110.0	101.8								
Md	Mendelevium	0.0											
Mg	Magnesium	0.0		32.7	24.9					147.1	112.5	148.6	20.8
MgN ₂ O ₆	Magnesium nitrate	-790.7	-589.4	164.0	141.9								
MgO	Magnesium oxide	-601.6	-569.3	27.0	37.2								
MgO ₂ S	Magnesium sulfate	-1284.9	-1170.6	91.6	96.5								
MgO ₄ Se	Magnesium selenate	-968.5											
MgS	Magnesium sulfide	-346.0	-341.8	50.3	45.6								
Mg ₂	Dimagnesium									287.7			
Mg ₂ O ₄ Si	Magnesium orthosilicate	-2174.0	-2055.1	95.1	118.5								
Mn	Manganese	0.0		32.0	26.3					280.7	238.5	173.7	20.8
MnN ₂ O ₆	Manganese(II) nitrate	-576.3											
MnNaO ₄	Sodium permanganate	-1156.0											
MnO	Manganese(II) oxide	-385.2	-362.9	59.7	45.4								
MnO ₂	Manganese(IV) oxide	-520.0	-465.1	53.1	54.1								
MnO ₃ Si	Manganese(II) metasilicate	-1320.9	-1240.5	89.1	86.4								
MnS	Manganese(II) sulfide (a form)	-214.2	-218.4	78.2	50.0								
MnSe	Manganese(II) selenide	-106.7	-111.7	90.8	51.0								
Mn ₂ O ₃	Manganese(III) oxide	-959.0	-881.1	110.5	107.7								
Mn ₂ O ₄ Si	Manganese(II) orthosilicate	-1730.5	-1632.1	163.2	129.9								
Mn ₃ O ₄	Manganese(II,III) oxide	-1387.8	-1283.2	155.6	139.7								
Mo	Molybdenum	0.0		28.7	24.1					658.1	612.5	182.0	20.8
MoNa ₂ O ₄	Sodium molybdate	-1468.1	-1354.3	159.7	141.7								
MoO ₂	Molybdenum(IV) oxide	-588.9	-533.0	46.3	56.0								
MoO ₃	Molybdenum(VI) oxide	-745.1	-668.0	77.7	75.0								
MoO ₄ Pb	Lead(II) molybdate	-1051.9	-951.4	166.1	119.7								
MoS ₂	Molybdenum(IV) sulfide	-235.1	-225.9	62.6	63.6								
Mo ₃ Si	Molybdenum silicide	-125.2	-125.7	106.3	93.1								
N	Nitrogen (atomic)									472.7	455.5	153.3	20.8
NNaO ₂	Sodium nitrite	-358.7	-284.6	103.8									
NNaO ₃	Sodium nitrate	-467.9	-367.0	116.5	92.9								

Molecular formula	Name	Crystal				Liquid				Gas			
		$\Delta_f H^\circ$ kJ/mol	$\Delta_f G^\circ$ kJ/mol	S° J/mol K	C_p J/mol K	$\Delta_f H^\circ$ kJ/mol	$\Delta_f G^\circ$ kJ/mol	S° J/mol K	C_p J/mol K	$\Delta_f H^\circ$ kJ/mol	$\Delta_f G^\circ$ kJ/mol	S° J/mol K	C_p J/mol K
NO	Nitric oxide									91.3	87.6	210.8	29.9
NO ₂	Nitrogen dioxide									33.2	51.3	240.1	37.2
NO ₂ Rb	Rubidium nitrite	-367.4	-306.2	172.0									
NO ₃ Rb	Rubidium nitrate	-495.1	-395.8	147.3	102.1								
NO ₃ Tl	Thallium(I) nitrate	-243.9	-152.4	160.7	99.5								
NP	Phosphorus nitride	-63.0								171.5	149.4	211.1	29.7
N ₂	Nitrogen									0.0		191.6	29.1
N ₂ O	Nitrous oxide									81.6	103.7	220.0	38.6
N ₂ O ₃	Nitrogen trioxide					50.3				86.6	142.4	314.7	72.7
N ₂ O ₄	Nitrogen tetroxide					-19.5	97.5	209.2	142.7	11.1	99.8	304.4	79.2
N ₂ O ₄ Sr	Strontium nitrite	-762.3											
N ₂ O ₅	Nitrogen pentoxide	-43.1	113.9	178.2	143.1					13.3	117.1	355.7	95.3
N ₂ O ₆ Pb	Lead(II) nitrate	-451.9											
N ₂ O ₆ Ra	Radium nitrate	-992.0	-796.1	222.0									
N ₂ O ₆ Sr	Strontium nitrate	-978.2	-780.0	194.6	149.9								
N ₂ O ₆ Zn	Zinc nitrate	-483.7											
N ₃ Na	Sodium azide	21.7	93.8	96.9	76.6								
N ₄ Si ₃	Silicon nitride	-743.5	-642.6	101.3									
Na	Sodium	0.0		51.3	28.2					107.5	77.0	153.7	20.8
NaO ₂	Sodium superoxide	-260.2	-218.4	115.9	72.1								
Na ₂	Disodium									142.1	103.9	230.2	37.6
Na ₂ O	Sodium oxide	-414.2	-375.5	75.1	69.1								
Na ₂ O ₂	Sodium peroxide	-510.9	-447.7	95.0	89.2								
Na ₂ O ₃ S	Sodium sulfite	-1100.8	-1012.5	145.9	120.3								
Na ₂ O ₃ Si	Sodium metasilicate	-1554.9	-1462.8	113.9									
Na ₂ O ₄ S	Sodium sulfate	-1387.1	-1270.2	149.6	128.2								
Na ₂ S	Sodium sulfide	-364.8	-349.8	83.7									
Nb	Niobium	0.0		36.4	24.6					725.9	681.1	186.3	30.2
NbO	Niobium(II) oxide	-405.8	-378.6	48.1	41.3								
NbO ₂	Niobium(IV) oxide	-796.2	-740.5	54.5	57.5								
Nb ₂ O ₅	Niobium(V) oxide	-1899.5	-1766.0	137.2	132.1								
Nd	Neodymium	0.0		71.5	27.5					327.6	292.4	189.4	22.1
Nd ₂ O ₃	Neodymium oxide	-1807.9	-1720.8	158.6	111.3								
Ne	Neon									0.0		146.3	20.8
Ni	Nickel	0.0		29.9	26.1					429.7	384.5	182.2	23.4
NiO ₄ S	Nickel(II) sulfate	-872.9	-759.7	92.0	138.0								
NiS	Nickel(II) sulfide	-82.0	-79.5	53.0	47.1								
Ni ₂ O ₃	Nickel(III) oxide	-489.5											
No	Nobelium	0.0											
O	Oxygen (atomic)									249.2	231.7	161.1	21.9
OP	Phosphorus monoxide									-28.5	-51.9	222.8	31.8
OPb	Lead(II) oxide (massicot)	-217.3	-187.9	68.7	45.8								
OPb	Lead(II) oxide (litharge)	-219.0	-188.9	66.5	45.8								
OPd	Palladium(II) oxide	-85.4		31.4						348.9	325.9	218.0	
ORa	Radium oxide	-523.0											
ORb ₂	Rubidium oxide	-339.0											
ORh	Rhodium monoxide									385.0			
OS	Sulfur monoxide									6.3	-19.9	222.0	30.2
OSe	Selenium monoxide									53.4	26.8	234.0	31.3
OSi	Silicon monoxide									-99.6	-126.4	211.6	29.9
OSn	Tin(II) oxide	-280.7	-251.9	57.2	44.3					15.1	-8.4	232.1	31.6
OSr	Strontium oxide	-592.0	-561.9	54.4	45.0					1.5			
OTi	Titanium(II) oxide	-519.7	-495.0	50.0	40.0								
OTl ₂	Thallium(I) oxide	-178.7	-147.3	126.0									
OU	Uranium(II) oxide									21.0			
OV	Vanadium(II) oxide	-431.8	-404.2	38.9	45.4								
OZn	Zinc oxide	-350.5	-320.5	43.7	40.3								
O ₂	Oxygen									0.0		205.2	29.4
O ₂ P	Phosphorus dioxide									-279.9	-281.6	252.1	39.5
O ₂ Pb	Lead(IV) oxide	-277.4	-217.3	68.6	64.6								
O ₂ Rb	Rubidium superoxide	-278.7											
O ₂ Rb ₂	Rubidium peroxide	-472.0											
O ₂ Ru	Ruthenium(IV) oxide	-305.0											
O ₂ S	Sulfur dioxide					-320.5				-296.8	-300.1	248.2	39.9
O ₂ Se	Selenium dioxide	-225.4											
O ₂ Si	Silicon dioxide (α-quartz)	-910.7	-856.3	41.5	44.4					-322.0			

Molecular formula	Name	Crystal				Liquid				Gas			
		$\Delta_f H^\circ$ kJ/mol	$\Delta_f G^\circ$ kJ/mol	S° J/mol K	C_p J/mol K	$\Delta_f H^\circ$ kJ/mol	$\Delta_f G^\circ$ kJ/mol	S° J/mol K	C_p J/mol K	$\Delta_f H^\circ$ kJ/mol	$\Delta_f G^\circ$ kJ/mol	S° J/mol K	C_p J/mol K
O ₂ Sn	Tin(IV) oxide	-577.6	-515.8	49.0	52.6								
O ₂ Te	Tellurium dioxide	-322.6	-270.3	79.5									
O ₂ Th	Thorium(IV) oxide	-1226.4	-1169.2	65.2	61.8								
O ₂ Ti	Titanium(IV) oxide	-944.0	-888.8	50.6	55.0								
O ₂ U	Uranium(IV) oxide	-1085.0	-1031.8	77.0	63.6					-465.7	-471.5	274.6	51.4
O ₂ W	Tungsten(IV) oxide	-589.7	-533.9	50.5	56.1								
O ₂ Zr	Zirconium(IV) oxide	-1100.6	-1042.8	50.4	56.2								
O ₃	Ozone									142.7	163.2	238.9	39.2
O ₃ PbS	Lead(II) sulfite	-669.9											
O ₃ PbSi	Lead(II) metasilicate	-1145.7	-1062.1	109.6	90.0								
O ₃ Pr ₂	Praseodymium oxide	-1809.6			117.4								
O ₃ Rh ₂	Rhodium(III) oxide	-343.0			103.8								
O ₃ S	Sulfur trioxide	-454.5	-374.2	70.7		-441.0	-373.8	113.8		-395.7	-371.1	256.8	50.7
O ₃ Sc ₂	Scandium oxide	-1908.8	-1819.4	77.0	94.2								
O ₃ SiSr	Strontium metasilicate	-1633.9	-1549.7	96.7	88.5								
O ₃ Sm ₂	Samarium(III) oxide	-1823.0	-1734.6	151.0	114.5								
O ₃ Tb ₂	Terbium oxide	-1865.2			115.9								
O ₃ Ti ₂	Titanium(III) oxide	-1520.9	-1434.2	78.8	97.4								
O ₃ Tm ₂	Thulium oxide	-1888.7	-1794.5	139.7	116.7								
O ₃ U	Uranium(VI) oxide	-1223.8	-1145.7	96.1	81.7								
O ₃ V ₂	Vanadium(III) oxide	-1218.8	-1139.3	98.3	103.2								
O ₃ W	Tungsten(VI) oxide	-842.9	-764.0	75.9	73.8								
O ₃ Y ₂	Yttrium oxide	-1905.3	-1816.6	99.1	102.5								
O ₃ Yb ₂	Ytterbium(III) oxide	-1814.6	-1726.7	133.1	115.4								
O ₄ Os	Osmium(VIII) oxide	-394.1	-304.9	143.9						-337.2	-292.8	293.8	74.1
O ₄ PbS	Lead(II) sulfate	-920.0	-813.0	148.5	103.2								
O ₄ PbSe	Lead(II) selenate	-609.2	-504.9	167.8									
O ₄ Pb ₂ Si	Lead(II) orthosilicate	-1363.1	-1252.6	186.6	137.2								
O ₄ Pb ₃	Lead(II,IV) oxide	-718.4	-601.2	211.3	146.9								
O ₄ RaS	Radium sulfate	-1471.1	-1365.6	138.0									
O ₄ Rb ₂ S	Rubidium sulfate	-1435.6	-1316.9	197.4	134.1								
O ₄ Ru	Ruthenium(VIII) oxide	-239.3	-152.2	146.4									
O ₄ SSr	Strontium sulfate	-1453.1	-1340.9	117.0									
O ₄ STl ₂	Thallium(I) sulfate	-931.8	-830.4	230.5									
O ₄ SZn	Zinc sulfate	-982.8	-871.5	110.5	99.2								
O ₄ SiSr ₂	Strontium orthosilicate	-2304.5	-2191.1	153.1	134.3								
O ₄ SiZn ₂	Zinc orthosilicate	-1636.7	-1523.2	131.4	123.3								
O ₄ SiZr	Zirconium(IV) orthosilicate	-2033.4	-1919.1	84.1	98.7								
O ₄ TiZr	Zirconium titanate	-2024.1	-1915.8	116.7	114.0								
O ₅ Sb ₂	Antimony(V) oxide	-971.9	-829.2	125.1									
O ₅ Ta ₂	Tantalum(V) oxide	-2046.0	-1911.2	143.1	135.1								
O ₅ Ti ₃	Titanium(III,IV) oxide	-2459.4	-2317.4	129.3	154.8								
O ₅ V ₂	Vanadium(V) oxide	-1550.6	-1419.5	131.0	127.7								
O ₅ V ₃	Vanadium(III,IV) oxide	-1933.0	-1803.0	163.0									
O ₇ Re ₂	Rhenium(VII) oxide	-1240.1	-1066.0	207.1	166.1					-1100.0	-994.0	452.0	
O ₇ U ₃	Uranium(IV,V) oxide	-3427.1	-3242.9	250.5	215.5								
O ₈ S ₂ Zr	Zirconium(IV) sulfate	-2217.1			172.0								
O ₈ U ₃	Uranium(V,V) oxide	-3574.8	-3369.5	282.6	238.4								
O ₉ U ₄	Uranium(IV,V) oxide	-4510.4	-4275.1	334.1	293.3								
Os	Osmium	0.0		32.6	24.7					791.0	745.0	192.6	20.8
P	Phosphorus (white)	0.0		41.1	23.8					316.5	280.1	163.2	20.8
P	Phosphorus (red)	-17.6		22.8	21.2								
P	Phosphorus (black)	-39.3											
P ₂	Diphosphorus									144.0	103.5	218.1	32.1
P ₄	Tetraphosphorus									58.9	24.4	280.0	67.2
Pa	Protactinium	0.0		51.9						607.0	563.0	198.1	22.9
Pb	Lead	0.0		64.8	26.4					195.2	162.2	175.4	20.8
PbS	Lead(II) sulfide	-100.4	-98.7	91.2	49.5								
PbSe	Lead(II) selenide	-102.9	-101.7	102.5	50.2								
PbTe	Lead(II) telluride	-70.7	-69.5	110.0	50.5								
Pd	Palladium	0.0		37.6	26.0					378.2	339.7	167.1	20.8
PdS	Palladium(II) sulfide	-75.0	-67.0	46.0									
Pm	Promethium	0.0										187.1	24.3
Po	Polonium	0.0											
Pr	Praseodymium	0.0		73.2	27.2					355.6	320.9	189.8	21.4
Pt	Platinum	0.0		41.6	25.9					565.3	520.5	192.4	25.5

Molecular formula	Name	Crystal				Liquid				Gas			
		$\Delta_f H^\circ$ kJ/mol	$\Delta_f G^\circ$ kJ/mol	S° J/mol K	C_p J/mol K	$\Delta_f H^\circ$ kJ/mol	$\Delta_f G^\circ$ kJ/mol	S° J/mol K	C_p J/mol K	$\Delta_f H^\circ$ kJ/mol	$\Delta_f G^\circ$ kJ/mol	S° J/mol K	C_p J/mol K
PtS	Platinum(II) sulfide	-81.6	-76.1	55.1	43.4								
PtS ₂	Platinum(IV) sulfide	-108.8	-99.6	74.7	65.9								
Pu	Plutonium	0.0											
Ra	Radium	0.0		71.0						159.0	130.0	176.5	20.8
Rb	Rubidium	0.0		76.8	31.1					80.9	53.1	170.1	20.8
Re	Rhenium	0.0		36.9	25.5					769.9	724.6	188.9	20.8
Rh	Rhodium	0.0		31.5	25.0					556.9	510.8	185.8	21.0
Rn	Radon									0.0		176.2	20.8
Ru	Ruthenium	0.0		28.5	24.1					642.7	595.8	186.5	21.5
S	Sulfur (rhombic)	0.0		32.1	22.6					277.2	236.7	167.8	23.7
S	Sulfur (monoclinic)	0.3											
SSi	Silicon monosulfide									112.5	60.9	223.7	32.3
SSn	Tin(II) sulfide	-100.0	-98.3	77.0	49.3								
SSr	Strontium sulfide	-472.4	-467.8	68.2	48.7								
STl ₂	Thallium(I) sulfide	-97.1	-93.7	151.0									
SZn	Zinc sulfide (wurtzite)	-192.6											
SZn	Zinc sulfide (sphalerite)	-206.0	-201.3	57.7	46.0								
S ₂	Disulfur									128.6	79.7	228.2	32.5
Sb	Antimony	0.0		45.7	25.2					262.3	222.1	180.3	20.8
Sb ₂	Diantimony									235.6	187.0	254.9	36.4
Sc	Scandium	0.0		34.6	25.5					377.8	336.0	174.8	22.1
Se	Selenium (gray)	0.0		42.4	25.4					227.1	187.0	176.7	20.8
Se	Selenium (α form)	6.7								227.1			
Se	Selenium (vitreous)	5.0								227.1			
SeSr	Strontium selenide	-385.8											
SeTl ₂	Thallium(I) selenide	-59.0	-59.0	172.0									
SeZn	Zinc selenide	-163.0	-163.0	84.0									
Se ₂	Diselenium									146.0	96.2	252.0	35.4
Si	Silicon	0.0		18.8	20.0					450.0	405.5	168.0	22.3
Si ₂	Disilicon									594.0	536.0	229.9	34.4
Sm	Samarium	0.0		69.6	29.5					206.7	172.8	183.0	30.4
Sn	Tin (white)	0.0		51.2	27.0					301.2	266.2	168.5	21.3
Sn	Tin (gray)	-2.1	0.1	44.1	25.8								
Sr	Strontium	0.0		55.0	26.8					164.4	130.9	164.6	20.8
Ta	Tantalum	0.0		41.5	25.4					782.0	739.3	185.2	20.9
Tb	Terbium	0.0		73.2	28.9					388.7	349.7	203.6	24.6
Tc	Technetium	0.0								678.0		181.1	20.8
Te	Tellurium	0.0		49.7	25.7					196.7	157.1	182.7	20.8
Te ₂	Ditellurium									168.2	118.0	268.1	36.7
Th	Thorium	0.0		51.8	27.3					602.0	560.7	190.2	20.8
Ti	Titanium	0.0		30.7	25.0					473.0	428.4	180.3	24.4
Tl	Thallium	0.0		64.2	26.3					182.2	147.4	181.0	20.8
Tm	Thulium	0.0		74.0	27.0					232.2	197.5	190.1	20.8
U	Uranium	0.0		50.2	27.7					533.0	488.4	199.8	23.7
V	Vanadium	0.0		28.9	24.9					514.2	754.4	182.3	26.0
W	Tungsten	0.0		32.6	24.3					849.4	807.1	174.0	21.3
Xe	Xenon									0.0		169.7	20.8
Y	Yttrium	0.0		44.4	26.5					421.3	381.1	179.5	25.9
Yb	Ytterbium	0.0		59.9	26.7					152.3	118.4	173.1	20.8
Zn	Zinc	0.0		41.6	25.4					130.4	94.8	161.0	20.8
Zr	Zirconium	0.0		39.0	25.4					608.8	566.5	181.4	26.7
Substances containing carbon:													
C	Carbon (graphite)	0.0		5.7	8.5					716.7	671.3	158.1	20.8
C	Carbon (diamond)	1.9	2.9	2.4	6.1								
C _{Ag} N	Silver(I) cyanide	146.0	156.9	107.2	66.7								
C _{Ag} ₂ O ₃	Silver(I) carbonate	-505.8	-436.8	167.4	112.3								
CBaO ₃	Barium carbonate	-1213.0	-1134.4	112.1	86.0								
CBeO ₃	Beryllium carbonate	-1025.0		52.0	65.0								
CB ₂ ClF ₂	Bromochlorodifluoromethane											318.5	74.6
CBrCl ₂ F	Bromodichlorofluoromethane											330.6	80.0
CBrCl ₃	Bromotrichloromethane									-41.1			85.3
CBrF ₃	Bromotrifluoromethane									-648.3			69.3
CBrN	Cyanogen bromide	140.5								186.2	165.3	248.3	46.9
CBrN ₃ O ₆	Bromotrinitromethane					32.5				80.3			
CBr ₂ ClF	Dibromochlorofluoromethane											342.8	82.4

Molecular formula	Name	Crystal				Liquid				Gas			
		$\Delta_f H^\circ$ kJ/mol	$\Delta_f G^\circ$ kJ/mol	S° J/mol K	C_p J/mol K	$\Delta_f H^\circ$ kJ/mol	$\Delta_f G^\circ$ kJ/mol	S° J/mol K	C_p J/mol K	$\Delta_f H^\circ$ kJ/mol	$\Delta_f G^\circ$ kJ/mol	S° J/mol K	C_p J/mol K
CBr ₂ Cl ₂	Dibromodichloromethane											347.8	87.1
CBr ₂ F ₂	Dibromodifluoromethane											325.3	77.0
CBr ₂ O	Carbonyl bromide					-127.2				-96.2	-110.9	309.1	61.8
CBr ₃ Cl	Tribromochloromethane											357.8	89.4
CBr ₃ F	Tribromofluoromethane											345.9	84.4
CBr ₄	Tetrabromomethane	29.4	47.7	212.5	144.3					83.9	67.0	358.1	91.2
CCaO ₃	Calcium carbonate (calcite)	-1207.6	-1129.1	91.7	83.5								
CCaO ₃	Calcium carbonate (aragonite)	-1207.8	-1128.2	88.0	82.3								
CCdO ₃	Cadmium carbonate	-750.6	-669.4	92.5									
CClFO	Carbonyl chloride fluoride											276.7	52.4
CClF ₃	Chlorotrifluoromethane									-706.3			66.9
CClN	Cyanogen chloride					112.1				138.0	131.0	236.2	45.0
CClN ₃ O ₆	Chlorotrinitromethane					-27.1				18.4			
CCl ₂ F ₂	Dichlorodifluoromethane									-477.4	-439.4	300.8	72.3
CCl ₂ O	Carbonyl chloride									-219.1	-204.9	283.5	57.7
CCl ₃	Trichloromethyl									59.0			
CCl ₃ F	Trichlorofluoromethane					-301.3	-236.8	225.4	121.6	-268.3			78.1
CCl ₄	Tetrachloromethane					-128.2			130.7	-95.7			83.3
CCoO ₃	Cobalt(II) carbonate	-713.0											
CCs ₂ O ₃	Cesium carbonate	-1139.7	-1054.3	204.5	123.9								
CCuN	Copper(I) cyanide	96.2	111.3	84.5									
CFN	Cyanogen fluoride											224.7	41.8
CF ₂ O	Carbonyl fluoride									-639.8			46.8
CF ₃	Trifluoromethyl									-477.0	-464.0	264.5	49.6
CF ₃ I	Trifluoroiodomethane									-587.8		307.4	70.9
CF ₄	Tetrafluoromethane									-933.6		261.6	61.1
CFeO ₃	Iron(II) carbonate	-740.6	-666.7	92.9	82.1								
CFe ₃	Iron carbide	25.1	20.1	104.6	105.9								
CH	Methylidyne									595.8			
CHBrClF	Bromochlorofluoromethane											304.3	63.2
CHBrCl ₂	Bromodichloromethane											316.4	67.4
CHBrF ₂	Bromodifluoromethane									-424.9		295.1	58.7
CHBr ₂ Cl	Chlorodibromomethane											327.7	69.2
CHBr ₂ F	Dibromofluoromethane											316.8	65.1
CHBr ₃	Tribromomethane					-22.3	-5.0	220.9	130.7	23.8	8.0	330.9	71.2
CHClF ₂	Chlorodifluoromethane									-482.6		280.9	55.9
CHCl ₂ F	Dichlorofluoromethane											293.1	60.9
CHCl ₃	Trichloromethane					-134.1	-73.7	201.7	114.2	-102.7	6.0	295.7	65.7
CHCsO ₃	Cesium hydrogen carbonate	-966.1											
CHFO	Formyl fluoride											246.6	39.9
CHF ₃	Trifluoromethane									-695.4		259.7	51.0
CHI ₃	Triiodomethane	-181.1								251.0		356.2	75.0
CHKO ₂	Potassium formate	-679.7											
CHKO ₃	Potassium hydrogen carbonate	-963.2	-863.5	115.5									
CHN	Hydrogen cyanide					108.9	125.0	112.8	70.6	135.1	124.7	201.8	35.9
CHNO	Isocyanic acid (HNCO)											238.0	44.9
CHNS	Isothiocyanic acid									127.6	113.0	247.8	46.9
CHN ₃ O ₆	Trinitromethane					-32.8				-13.4		435.6	134.1
CHNaO ₂	Sodium formate	-666.5	-599.9	103.8	82.7								
CHNaO ₃	Sodium hydrogen carbonate	-950.8	-851.0	101.7	87.6								
CHO	Oxomethyl (HCO)									43.1	28.0	224.7	34.6
CH ₂	Methylene									390.4	372.9	194.9	33.8
CH ₂ BrCl	Bromochloromethane											287.6	52.7
CH ₂ BrF	Bromofluoromethane											276.3	49.2
CH ₂ Br ₂	Dibromomethane											293.2	54.7
CH ₂ ClF	Chlorofluoromethane											264.4	47.0
CH ₂ Cl ₂	Dichloromethane					-124.2		177.8	101.2	-95.4		270.2	51.0
CH ₂ F ₂	Difluoromethane									-452.3		246.7	42.9
CH ₂ I ₂	Diiodomethane					68.5	90.4	174.1	134.0	119.5	95.8	309.7	57.7
CH ₂ N ₂	Diazomethane											242.9	52.5
CH ₂ N ₂	Cyanamide	58.8											
CH ₂ N ₂ O ₄	Dinitromethane					-104.9				-61.5		358.1	86.4
CH ₂ O	Formaldehyde									-108.6	-102.5	218.8	35.4
(CH ₂ O) _x	Paraformaldehyde	-177.6											
CH ₂ O ₂	Formic acid					-425.0	-361.4	129.0	99.0	-378.7			
CH ₂ S ₃	Trithiocarbonic acid					24.0							

Molecular formula	Name	Crystal				Liquid				Gas			
		$\Delta_f H^\circ$ kJ/mol	$\Delta_f G^\circ$ kJ/mol	S° J/mol K	C_p J/mol K	$\Delta_f H^\circ$ kJ/mol	$\Delta_f G^\circ$ kJ/mol	S° J/mol K	C_p J/mol K	$\Delta_f H^\circ$ kJ/mol	$\Delta_f G^\circ$ kJ/mol	S° J/mol K	C_p J/mol K
CH ₃	Methyl									145.7	147.9	194.2	38.7
CH ₃ BO	Borane carbonyl									-111.2	-92.9	249.4	59.5
CH ₃ Br	Bromomethane					-59.8				-35.4	-26.3	246.4	42.4
CH ₃ Cl	Chloromethane									-81.9		234.6	40.8
CH ₃ Cl ₂ Si	Methyltrichlorosilane							262.8	163.1	-528.9		351.1	102.4
CH ₃ F	Fluoromethane											222.9	37.5
CH ₃ I	Iodomethane					-13.6		163.2	126.0	14.4		254.1	44.1
CH ₃ NO	Formamide					-254.0				-193.9			
CH ₃ NO ₂	Nitromethane					-112.6	-14.4	171.8	106.6	-80.8		282.9	55.5
CH ₃ NO ₂	Methyl nitrite									-66.1			
CH ₃ NO ₃	Methyl nitrate					-156.3	-43.4	217.1	157.3	-122.0		305.8	76.6
CH ₄	Methane									-74.6	-50.5	186.3	35.7
CH ₅ N ₂	Ammonium cyanide	0.4			134.0								
CH ₄ N ₂ O	Urea	-333.1								-245.8			
CH ₄ N ₂ S	Thiourea	-89.1								22.9			
CH ₅ N ₄ O ₂	Nitroguanidine	-92.4											
CH ₄ O	Methanol					-239.2	-166.6	126.8	81.1	-201.0	-162.3	239.9	44.1
CH ₄ S	Methanethiol					-46.7	-7.7	169.2	90.5	-22.9	-9.3	255.2	50.3
CH ₅ N	Methylamine					-47.3	35.7	150.2	102.1	-22.5	32.7	242.9	50.1
CH ₅ NO ₃	Ammonium hydrogen carbonate	-849.4	-665.9	120.9									
CH ₅ N ₃	Guanidine	-56.0											
CH ₅ N ₂ S	Hydrazinecarbothioamide	24.7											
CH ₅ N ₃ O ₂	3-Amino-1-nitroguanidine	22.1											
CH ₆ CIN	Methylamine hydrochloride	-298.1											
CH ₆ N ₂	Methylhydrazine					54.2	180.0	165.9	134.9	94.7	187.0	278.8	71.1
CH ₆ Si	Methylsilane											256.5	65.9
CHg ₂ O ₃	Mercury(II) carbonate	-553.5	-468.1	180.0									
CIN	Cyanogen iodide	166.2	185.0	96.2						225.5	196.6	256.8	48.3
Cl ₄	Tetraiodomethane	-392.9								474.0		391.9	95.9
CKN	Potassium cyanide	-113.0	-101.9	128.5	66.3								
CKNS	Potassium thiocyanate	-200.2	-178.3	124.3	88.5								
CK ₂ O ₃	Potassium carbonate	-1151.0	-1063.5	155.5	114.4								
CLi ₂ O ₃	Lithium carbonate	-1215.9	-1132.1	90.4	99.1								
CMgO ₃	Magnesium carbonate	-1095.8	-1012.1	65.7	75.5								
CMnO ₃	Manganese(II) carbonate	-894.1	-816.7	85.8	81.5								
CN	Cyanide									437.6	407.5	202.6	29.2
CNNa	Sodium cyanide	-87.5	-76.4	115.6	70.4								
CNNaO	Sodium cyanate	-405.4	-358.1	96.7	86.6								
CN ₄ O ₈	Tetranitromethane					38.4				82.4		503.7	176.1
CNa ₂ O ₃	Sodium carbonate	-1130.7	-1044.4	135.0	112.3								
CO	Carbon monoxide									-110.5	-137.2	197.7	29.1
COS	Carbon oxysulfide									-142.0	-169.2	231.6	41.5
CO ₂	Carbon dioxide									-393.5	-394.4	213.8	37.1
CO ₃ Pb	Lead(II) carbonate	-699.1	-625.5	131.0	87.4								
CO ₃ Rb ₂	Rubidium carbonate	-1136.0	-1051.0	181.3	117.6								
CO ₃ Sr	Strontium carbonate	-1220.1	-1140.1	97.1	81.4								
CO ₃ Tl ₂	Thallium(I) carbonate	-700.0	-614.6	155.2									
CO ₃ Zn	Zinc carbonate	-812.8	-731.5	82.4	79.7								
CS	Carbon monosulfide									280.3	228.8	210.6	29.8
CS ₂	Carbon disulfide					89.0	64.6	151.3	76.4	116.7	67.1	237.8	45.4
CSe ₂	Carbon diselenide					164.8							
CSi	Silicon carbide (cubic)	-65.3	-62.8	16.6	26.9								
CSi	Silicon carbide (hexagonal)	-62.8	-60.2	16.5	26.7								
C ₂	Dicarbon									831.9	775.9	199.4	43.2
C ₂ BrF ₅	Bromopentafluoroethane									-1064.4			
C ₂ Br ₂ ClF ₃	1,2-Dibromo-1-chloro-1,2,2-trifluoroethane					-691.7				-656.6			
C ₂ Br ₂ F ₄	1,2-Dibromotetrafluoroethane					-817.7				-789.1			
C ₂ Br ₄	Tetrabromoethane											387.1	102.7
C ₂ Br ₆	Hexabromoethane											441.9	139.3
C ₂ Ca	Calcium carbide	-59.8	-64.9	70.0	62.7								
C ₂ CaN ₂	Calcium cyanide	-184.5											
C ₂ CaO ₄	Calcium oxalate	-1360.6											
C ₂ ClF ₃	Chlorotrifluoroethane					-522.7				-505.5	-523.8	322.1	83.9
C ₂ ClF ₅	Chloropentafluoroethane									-1118.8			184.2
C ₂ Cl ₂ F ₄	1,2-Dichloro-1,1,2,2-tetrafluoroethane					-960.2			111.7	-937.0			
C ₂ Cl ₄ O ₂	Oxalyl chloride					-367.6				-335.8			

Molecular formula	Name	Crystal				Liquid				Gas			
		$\Delta_f H^\circ$ kJ/mol	$\Delta_f G^\circ$ kJ/mol	S° J/mol K	C_p J/mol K	$\Delta_f H^\circ$ kJ/mol	$\Delta_f G^\circ$ kJ/mol	S° J/mol K	C_p J/mol K	$\Delta_f H^\circ$ kJ/mol	$\Delta_f G^\circ$ kJ/mol	S° J/mol K	C_p J/mol K
$C_2Cl_3F_3$	1,1,2-Trichloro-1,2,2-trifluoroethane					-745.0			170.1	-716.8			
C_2Cl_3N	Trichloroacetonitrile											336.6	96.1
C_2Cl_4	Tetrachloroethene					-50.6	3.0	266.9	143.4	-10.9			
$C_2Cl_3F_2$	1,1,1,2-Tetrachloro-2,2-difluoroethane									-489.9	-407.0	382.9	123.4
$C_2Cl_2F_2$	1,1,2,2-Tetrachloro-1,2-difluoroethane								173.6				
C_2Cl_2O	Trichloroacetyl chloride					-280.8				-239.8			
C_2Cl_6	Hexachloroethane	-202.8		237.3	198.2					-143.6			
C_2F_3N	Trifluoroacetonitrile									-497.9		298.1	77.9
C_2F_4	Tetrafluoroethene	-820.5								-658.9		300.1	80.5
C_2F_6	Hexafluoroethane									-1344.2		332.3	106.7
C_2HBr	Bromoacetylene											253.7	55.7
$C_2HBrClF_3$	1-Bromo-2-chloro-1,1,2-trifluoroethane					-675.3				-644.8			
$C_2HBrClF_3$	2-Bromo-2-chloro-1,1,1-trifluoroethane					-720.0				-690.4			
C_2HCl	Chloroacetylene											242.0	54.3
C_2HClF_2	1-Chloro-2,2-difluoroethene									-315.5	-289.1	303.0	72.1
C_2HCl_2F	1,1-Dichloro-2-fluoroethene											313.9	76.5
$C_2HCl_2F_3$	2,2-Dichloro-1,1,1-trifluoroethane											352.8	102.5
C_2HCl_3	Trichloroethene					-43.6		228.4	124.4	-9.0		324.8	80.3
C_2HCl_3O	Trichloroacetaldehyde					-234.5			151.0	-196.6			
C_2HCl_3O	Dichloroacetyl chloride					-280.4				-241.0			
$C_2HCl_3O_2$	Trichloroacetic acid	-503.3											
C_2HCl_5	Pentachloroethane					-187.6			173.8	-142.0			
C_2HF	Fluoroacetylene											231.7	52.4
C_2HF_3	Trifluoroethene									-490.5			
$C_2HF_3O_2$	Trifluoroacetic acid					-1069.9				-1031.4			
C_2HF_5	Pentafluoroethane									-1100.4			
C_2H_2	Acetylene									227.4	209.9	200.9	44.0
$C_2H_2BrF_3$	2-Bromo-1,1,1-trifluoroethane									-694.5			
$C_2H_2Br_2$	<i>cis</i> -1,2-Dibromoethene											311.3	68.8
$C_2H_2Br_2$	<i>trans</i> -1,2-Dibromoethene											313.5	70.3
$C_2H_2Br_2Cl_2$	1,2-Dibromo-1,2-dichloroethane									-36.9			
$C_2H_2Br_4$	1,1,2,2-Tetrabromoethane								165.7				
$C_2H_2ClF_3$	2-Chloro-1,1,1-trifluoroethane											326.5	89.1
$C_2H_2Cl_2$	1,1-Dichloroethene					-23.9	24.1	201.5	111.3	2.8	25.4	289.0	67.1
$C_2H_2Cl_2$	<i>cis</i> -1,2-Dichloroethene					-26.4		198.4	116.4	4.6		289.6	65.1
$C_2H_2Cl_2$	<i>trans</i> -1,2-Dichloroethene					-24.3	27.3	195.9	116.8	5.0	28.6	290.0	66.7
$C_2H_2Cl_2O$	Chloroacetyl chloride					-283.7				-244.8			
$C_2H_2Cl_2O_2$	Dichloroacetic acid					-496.3							
$C_2H_2Cl_2NO$	2,2,2-Trichloroacetamide	-358.0											
$C_2H_2Cl_4$	1,1,1,2-Tetrachloroethane											356.0	102.7
$C_2H_2Cl_4$	1,1,2,2-Tetrachloroethane					-195.0		246.9	162.3	-149.2		362.8	100.8
$C_2H_2F_2$	1,1-Difluoroethene									-335.0		266.2	60.1
$C_2H_2F_2$	<i>cis</i> -1,2-Difluoroethene											268.3	58.2
$C_2H_2F_2I$	1,1,1-Trifluoro-2-iodoethane									-644.5			
$C_2H_2I_2$	<i>cis</i> -1,2-Diiodoethene									-207.4			
C_2H_2O	Ketene					-67.9				-47.5	-48.3	247.6	51.8
$C_2H_2O_2$	Glyoxal									-212.0	-189.7	272.5	60.6
$C_2H_2O_4$	Oxalic acid	-829.9		109.8	91.0					-731.8	-662.7	320.6	86.2
$C_2H_2O_4Sr$	Strontium formate	-1393.3											
C_2H_2S	Thiirene									300.0	275.8	255.3	54.7
C_2H_3Br	Bromoethene									79.2	81.8	275.8	55.5
C_2H_3BrO	Acetyl bromide					-223.5				-190.4			
$C_2H_3BrO_2$	Bromoacetic acid									-383.5	-338.3	337.0	80.5
C_2H_3Cl	Chloroethene	-94.1			59.4	14.6				37.2	53.6	264.0	53.7
$C_2H_3ClF_2$	1-Chloro-1,1-difluoroethane											307.2	82.5
C_2H_3ClO	Acetyl chloride					-272.9	-208.0	200.8	117.0	-242.8	-205.8	295.1	67.8
$C_2H_3ClO_2$	Chloroacetic acid	-509.7								-427.6	-368.5	325.9	78.8
$C_2H_3Cl_2F$	1,1-Dichloro-1-fluoroethane											320.2	88.7
$C_2H_3Cl_3$	1,1,1-Trichloroethane					-177.4		227.4	144.3	-144.4		323.1	93.3
$C_2H_3Cl_3$	1,1,2-Trichloroethane					-190.8		232.6	150.9	-151.3		337.2	89.0
C_2H_3F	Fluoroethene									-138.8			
C_2H_3FO	Acetyl fluoride					-467.2				-442.1			
$C_2H_3F_3$	1,1,1-Trifluoroethane									-744.6		279.9	78.2
$C_2H_3F_3$	1,1,2-Trifluoroethane									-730.7			
$C_2H_3F_3O$	2,2,2-Trifluoroethanol					-932.4				-888.4			
C_2H_3I	Iodoethene											285.0	57.9

Molecular formula	Name	Crystal				Liquid				Gas			
		$\Delta_f H^\circ$ kJ/mol	$\Delta_f G^\circ$ kJ/mol	S° J/mol K	C_p J/mol K	$\Delta_f H^\circ$ kJ/mol	$\Delta_f G^\circ$ kJ/mol	S° J/mol K	C_p J/mol K	$\Delta_f H^\circ$ kJ/mol	$\Delta_f G^\circ$ kJ/mol	S° J/mol K	C_p J/mol K
C_2H_3IO	Acetyl iodide					-163.5				-126.4			
$C_2H_3KO_2$	Potassium acetate	-723.0											
C_2H_3N	Acetonitrile					40.6	86.5	149.6	91.5	74.0	91.9	243.4	52.2
C_2H_3N	Isocyanomethane					130.8	159.5	159.0		163.5	165.7	246.9	52.9
C_2H_3NO	Methyl isocyanate					-92.0							
$C_2H_3NO_2$	Nitroethene									33.3		300.5	73.7
$C_2H_3NO_3$	Oxamic acid	-661.2								-552.3			
C_2H_3NS	Methyl isothiocyanate	79.4											
$C_2H_3NaO_2$	Sodium acetate	-708.8	-607.2	123.0	79.9								
C_2H_4	Ethylene									52.4	68.4	219.3	42.9
C_2H_4BrCl	1-Bromo-2-chloroethane								130.1				
$C_2H_4Br_2$	1,1-Dibromoethane					-66.2						327.7	80.8
$C_2H_4Br_2$	1,2-Dibromoethane					-79.2		223.3	136.0	-37.5			
C_2H_4ClF	1-Chloro-1-fluoroethane									-313.4			
$C_2H_4Cl_2$	1,1-Dichloroethane					-158.4	-73.8	211.8	126.3	-127.7	-70.8	305.1	76.2
$C_2H_4Cl_2$	1,2-Dichloroethane					-166.8			128.4	-126.4		308.4	78.7
$C_2H_4F_2$	1,1-Difluoroethane									-497.0		282.5	67.8
$C_2H_4I_2$	1,2-Diiodoethane	9.3								75.0			
$C_2H_4N_2O_2$	Oxamide	-504.4								-387.1			
$C_2H_4N_2O_2$	Ethanedial dioxime	-90.5											
$C_2H_4N_2O_4$	1,1-Dinitroethane					-148.2							
$C_2H_4N_2O_4$	1,2-Dinitroethane					-165.2							
$C_2H_4N_2S_2$	Ethanedithioamide	-20.8								83.0			
$C_2H_4N_4$	1 <i>H</i> -1,2,4-Triazol-3-amine	76.8											
C_2H_4O	Acetaldehyde					-192.2	-127.6	160.2	89.0	-166.2	-133.0	263.8	55.3
C_2H_4O	Oxirane					-78.0	-11.8	153.9	88.0	-52.6	-13.0	242.5	47.9
C_2H_4OS	Thioacetic acid					-216.9				-175.1			
$C_2H_4O_2$	Acetic acid					-484.3	-389.9	159.8	123.3	-432.2	-374.2	283.5	63.4
$C_2H_4O_2$	Methyl formate					-386.1			119.1	-357.4		285.3	64.4
$C_2H_4O_3$	Peroxyacetic acid												82.4
$C_2H_4O_3$	Glycolic acid									-583.0	-504.9	318.6	87.1
C_2H_4S	Thiirane					51.6				82.0	96.8	255.2	53.3
C_2H_4Si	Ethynylsilane											269.4	72.6
C_2H_5Br	Bromoethane					-90.5	-25.8	198.7	100.8	-61.9	-23.9	286.7	64.5
C_2H_5Cl	Chloroethane					-136.8	-59.3	190.8	104.3	-112.1	-60.4	276.0	62.8
C_2H_5ClO	2-Chloroethanol					-295.4							
C_2H_5F	Fluoroethane											264.5	58.6
C_2H_5I	Iodoethane					-40.0	14.7	211.7	115.1	-8.1	19.2	306.0	66.9
C_2H_5N	Ethyleneimine					91.9				126.5			
C_2H_5NO	Acetamide	-317.0		115.0	91.3					-238.3			
C_2H_5NO	<i>N</i> -Methylformamide								123.8				
$C_2H_5NO_2$	Nitroethane					-143.9			134.4	-103.8		320.5	79.0
$C_2H_5NO_2$	Glycine	-528.5								-392.1			
$C_2H_5NO_3$	2-Nitroethanol					-350.7							
$C_2H_5NO_3$	Ethyl nitrate					-190.4				-154.1			
C_2H_5NS	Thioacetamide	-71.7								11.4			
C_2H_6	Ethane									-84.0	-32.0	229.2	52.5
C_2H_6Cd	Dimethyl cadmium					63.6	139.0	201.9	132.0	101.6	146.9	303.0	
C_2H_6Hg	Dimethyl mercury					59.8	140.3	209.0		94.4	146.1	306.0	83.3
C_2H_6NO	<i>N</i> -Methylurea	-332.8											
$C_2H_6N_4O_2$	1,2-Hydrazinedicarboxamide	-498.7											
$C_2H_6N_4O_2$	Oxalyl dihydrazide	-295.2											
C_2H_6O	Ethanol					-277.6	-174.8	160.7	112.3	-234.8	-167.9	281.6	65.6
C_2H_6O	Dimethyl ether					-203.3				-184.1	-112.6	266.4	64.4
C_2H_6OS	Dimethyl sulfoxide					-204.2	-99.9	188.3	153.0	-151.3			
$C_2H_6O_2$	Ethylene glycol					-460.0		163.2	148.6	-392.2		303.8	82.7
$C_2H_6O_2S$	Dimethyl sulfone	-450.1	-302.4	142.0						-373.1	-272.7	310.6	100.0
$C_2H_6O_3S$	Dimethyl sulfite					-523.6				-483.4			
$C_2H_6O_4S$	Dimethyl sulfate					-735.5				-687.0			
C_2H_6S	Ethanethiol					-73.6	-5.5	207.0	117.9	-46.1	-4.8	296.2	72.7
C_2H_6S	Dimethyl sulfide					-65.3		196.4	118.1	-37.4		286.0	74.1
$C_2H_6S_2$	1,2-Ethanedithiol					-54.3				-9.7			
$C_2H_6S_2$	Dimethyl disulfide					-62.6		235.4	146.1	-24.7			
C_2H_6Zn	Dimethyl zinc					23.4		201.6	129.2	53.0			
C_2H_7N	Ethylamine					-74.1			130.0	-47.5	36.3	283.8	71.5
C_2H_7N	Dimethylamine					-43.9	70.0	182.3	137.7	-18.8	68.5	273.1	70.7

Molecular formula	Name	Crystal				Liquid				Gas			
		$\Delta_f H^\circ$ kJ/mol	$\Delta_f G^\circ$ kJ/mol	S° J/mol K	C_p J/mol K	$\Delta_f H^\circ$ kJ/mol	$\Delta_f G^\circ$ kJ/mol	S° J/mol K	C_p J/mol K	$\Delta_f H^\circ$ kJ/mol	$\Delta_f G^\circ$ kJ/mol	S° J/mol K	C_p J/mol K
C ₂ H ₇ NO	Ethanolamine								195.5				
C ₂ H ₈ ClN	Dimethylamine hydrochloride	-289.3											
C ₂ H ₈ N ₂	1,2-Ethanediamine					-63.0			172.6	-18.0			
C ₂ H ₈ N ₂	1,1-Dimethylhydrazine					48.9	206.4	198.0	164.1	84.1			
C ₂ H ₈ N ₂	1,2-Dimethylhydrazine					52.7				92.2			
C ₂ H ₈ N ₂ O ₄	Ammonium oxalate	-1123.0			226.0								
C ₂ HgO ₄	Mercury(II) oxalate	-678.2											
C ₂ I ₂	Diiodoacetylene											313.1	70.3
C ₂ I ₄	Tetraiodoethene	305.0											
C ₂ K ₂ O ₄	Potassium oxalate	-1346.0											
C ₂ MgO ₄	Magnesium oxalate	-1269.0											
C ₂ N ₂	Cyanogen					285.9				306.7		241.9	56.8
C ₂ N ₄ O ₆	Trinitroacetone					183.7							
C ₂ Na ₂ O ₄	Sodium oxalate									-1318.0			
C ₂ O ₄ Pb	Lead(II) oxalate	-851.4	-750.1	146.0	105.4								
C ₃ F ₈	Perfluoropropane									-1783.2			
C ₃ H ₂ N ₂	Malononitrile	186.4								265.5			
C ₃ H ₂ O ₂	2-Propynoic acid					-193.2							
C ₃ H ₂ O ₃	1,3-Dioxol-2-one					-459.9				-418.6			
C ₃ H ₃ Cl ₃	1,2,3-Trichloropropene					-101.8							
C ₃ H ₃ F ₃	3,3,3-Trifluoropropene									-614.2			
C ₃ H ₃ N	Acrylonitrile					147.1				180.6			
C ₃ H ₃ NO	Oxazole					-48.0				-15.5			
C ₃ H ₃ NO	Isoxazole					42.1				78.6			
C ₃ H ₄	Allene									190.5			
C ₃ H ₄	Propyne									184.9			
C ₃ H ₄	Cyclopropene									277.1			
C ₃ H ₄ Cl ₂	2,3-Dichloropropene					-73.3							
C ₃ H ₄ Cl ₄	1,1,1,3-Tetrachloropropene					-208.7							
C ₃ H ₄ Cl ₄	1,2,2,3-Tetrachloropropene					-251.8							
C ₃ H ₄ F ₄ O	2,2,3,3-Tetrafluoro-1-propanol					-1114.9				-1061.3			
C ₃ H ₄ N ₂	1 <i>H</i> -Pyrazole	105.4			81.0					179.4			
C ₃ H ₄ N ₂	Imidazole	49.8								132.9			
C ₃ H ₄ O	Acrolein												71.3
C ₃ H ₄ O ₂	1,2-Propanedione					-309.1				-271.0			
C ₃ H ₄ O ₂	Acrylic acid					-383.8			145.7				
C ₃ H ₄ O ₂	2-Oxetanone					-329.9		175.3	122.1	-282.9			
C ₃ H ₄ O ₃	Ethylene carbonate					-682.8			133.9	-508.4			
C ₃ H ₅ Br	<i>cis</i> -1-Bromopropene					7.9				40.8			
C ₃ H ₅ Br	3-Bromopropene					12.2				45.2			
C ₃ H ₅ BrO	Bromoacetone									-181.0			
C ₃ H ₅ Cl	2-Chloropropene									-21.0			
C ₃ H ₅ Cl	3-Chloropropene								125.1				
C ₃ H ₅ ClO	Epichlorohydrin					-148.4			131.6	-107.8			
C ₃ H ₅ ClO ₂	2-Chloropropanoic acid					-522.5				-475.8			
C ₃ H ₅ ClO ₂	3-Chloropropanoic acid	-549.3											
C ₃ H ₅ ClO ₂	Ethyl chloroformate					-505.3				-462.9			
C ₃ H ₅ ClO ₂	Methyl chloroacetate					-487.0				-444.0			
C ₃ H ₅ Cl ₃	1,2,3-Trichloropropane					-230.6			183.6	-182.9			
C ₃ H ₅ I	3-Iodopropene					53.7				91.5			
C ₃ H ₅ IO	Iodoacetone									-130.5			
C ₃ H ₅ IO ₂	3-Iodopropanoic acid	-460.0											
C ₃ H ₅ N	Propanenitrile					15.5			119.3	51.7			
C ₃ H ₅ N	2-Propyn-1-amine					205.7							
C ₃ H ₅ N	Ethyl isocyanide					108.6				141.7			
C ₃ H ₅ NO	Acrylamide	-212.1			110.6	-224.0				-130.2			
C ₃ H ₅ NO ₃	Nitroacetone					-278.6							
C ₃ H ₅ NO ₄	Methyl nitroacetate					-464.0							
C ₃ H ₅ N ₃ O ₉	Trinitroglycerol					-370.9				-279.1		545.9	234.2
C ₃ H ₆	Propene					4.0				20.0			
C ₃ H ₆	Cyclopropane					35.2				53.3	104.5	237.5	55.6
C ₃ H ₆ Br ₂	1,2-Dibromopropane					-113.6				-71.6			
C ₃ H ₆ Cl ₂	1,2-Dichloropropane, (±)					-198.8			149.1	-162.8			
C ₃ H ₆ Cl ₂	1,3-Dichloropropane					-199.9				-159.2			
C ₃ H ₆ Cl ₂	2,2-Dichloropropane					-205.8				-173.2			
C ₃ H ₆ Cl ₂ O	2,3-Dichloro-1-propanol					-381.5				-316.3			

Molecular formula	Name	Crystal				Liquid				Gas			
		$\Delta_f H^\circ$ kJ/mol	$\Delta_f G^\circ$ kJ/mol	S° J/mol K	C_p J/mol K	$\Delta_f H^\circ$ kJ/mol	$\Delta_f G^\circ$ kJ/mol	S° J/mol K	C_p J/mol K	$\Delta_f H^\circ$ kJ/mol	$\Delta_f G^\circ$ kJ/mol	S° J/mol K	C_p J/mol K
$C_3H_6Cl_2O$	1,3-Dichloro-2-propanol					-385.3				-318.4			
$C_3H_6I_2$	1,2-Diiodopropane									35.6			
$C_3H_6I_2$	1,3-Diiodopropane					-9.0							
$C_3H_6N_2O_2$	Propanediamide	-546.1											
$C_3H_6N_2O_2$	<i>N</i> -(Aminocarbonyl)acetamide	-544.2								-441.2			
$C_3H_6N_2O_4$	1,1-Dinitropropane					-163.2				-100.7			
$C_3H_6N_2O_4$	1,3-Dinitropropane					-207.1							
$C_3H_6N_2O_4$	2,2-Dinitropropane					-181.2							
$C_3H_6N_6O_6$	Hexahydro-1,3,5-trinitro-1,3,5-triazine									192.0		482.4	230.2
C_3H_6O	Allyl alcohol					-171.8			138.9	-124.5			
C_3H_6O	Propanal					-215.6				-185.6		304.5	80.7
C_3H_6O	Acetone					-248.4		199.8	126.3	-217.1	-152.7	295.3	74.5
C_3H_6O	Methyloxirane					-123.0		196.5	120.4	-94.7		286.9	72.6
C_3H_6O	Oxetane					-110.8				-80.5			
$C_3H_6O_2$	Propanoic acid					-510.7		191.0	152.8	-455.7			
$C_3H_6O_2$	Ethyl formate								149.3				
$C_3H_6O_2$	Methyl acetate					-445.9			141.9	-413.3		324.4	86.0
$C_3H_6O_2$	1,3-Dioxolane					-333.5			118.0	-298.0			
$C_3H_6O_2S$	Thiolactic acid					-468.4							
$C_3H_6O_3$	1,3,5-Trioxane	-522.5		133.0	111.4					-465.9			
C_3H_6S	Thietane					24.7		184.9		60.6	107.1	285.0	68.3
C_3H_6S	Methylthiirane					11.3				45.8			
$C_3H_6S_2$	1,2-Dithiolane									0.0	47.7	313.5	86.5
$C_3H_6S_2$	1,3-Dithiolane									10.0	54.7	323.3	84.7
$C_3H_6S_3$	1,3,5-Trithiane									80.0	130.4	336.4	111.3
C_3H_7Br	1-Bromopropane					-121.9				-87.0			
C_3H_7Br	2-Bromopropane					-130.5				-99.4			
C_3H_7Cl	1-Chloropropane					-160.5				-131.9			
C_3H_7Cl	2-Chloropropane					-172.3				-144.9			
$C_3H_7ClO_2$	3-Chloro-1,2-propanediol					-525.3							
$C_3H_7ClO_2$	2-Chloro-1,3-propanediol					-517.5							
C_3H_7F	1-Fluoropropane									-285.9			
C_3H_7F	2-Fluoropropane									-293.5			
C_3H_7I	1-Iodopropane					-66.0				-30.0			
C_3H_7I	2-Iodopropane					-74.8				-40.3			
C_3H_7N	Allylamine					-10.0							
C_3H_7N	Cyclopropylamine					45.8		187.7	147.1	77.0			
C_3H_7NO	<i>N,N</i> -Dimethylformamide					-239.3			150.6	-192.4			
C_3H_7NO	Propanamide	-338.2								-259.0			
$C_3H_7NO_2$	1-Nitropropane					-167.2				-124.3		350.0	104.1
$C_3H_7NO_2$	2-Nitropropane					-180.3			170.3	-138.9			
$C_3H_7NO_2$	Ethyl carbamate	-517.1			156.4	-497.3				-446.3			
$C_3H_7NO_2$	<i>DL</i> -Alanine	-563.6											
$C_3H_7NO_2$	<i>D</i> -Alanine	-561.2											
$C_3H_7NO_2$	<i>L</i> -Alanine	-604.0								-465.9			
$C_3H_7NO_2$	β -Alanine	-558.0								-424.0			
$C_3H_7NO_2$	Sarcosine	-513.3								-367.3			
$C_3H_7NO_2S$	<i>L</i> -Cysteine	-534.1											
$C_3H_7NO_3$	Propyl nitrate					-214.5				-174.1		362.6	123.2
$C_3H_7NO_3$	Isopropyl nitrate					-229.7				-191.0			
$C_3H_7NO_3$	<i>DL</i> -Serine	-739.0											
$C_3H_7NO_3$	<i>L</i> -Serine	-732.7											
C_3H_8	Propane					-120.9				-103.8	-23.4	270.3	73.6
$C_3H_8N_2O$	<i>N</i> -Ethylurea	-357.8											
$C_3H_8N_2O$	<i>N,N</i> -Dimethylurea	-319.1											
$C_3H_8N_2O$	<i>N,N'</i> -Dimethylurea	-312.1											
$C_3H_8N_2O_3$	Oxymethurea	-717.0											
C_3H_8O	1-Propanol					-302.6		193.6	143.9	-255.1		322.6	85.6
C_3H_8O	2-Propanol					-318.1		181.1	156.5	-272.6		309.2	89.3
C_3H_8O	Ethyl methyl ether									-216.4		309.2	93.3
$C_3H_8O_2$	1,2-Propylene glycol					-501.0			190.8	-429.8			
$C_3H_8O_2$	1,3-Propylene glycol					-480.8				-408.0			
$C_3H_8O_2$	Ethylene glycol monomethyl ether								171.1				
$C_3H_8O_2$	Dimethoxymethane					-377.8		244.0	162.0	-348.5			
$C_3H_8O_3$	Glycerol					-669.6		206.3	218.9	-577.9			
C_3H_8S	1-Propanethiol					-99.9		242.5	144.6	-67.8			

Molecular formula	Name	Crystal				Liquid				Gas			
		$\Delta_f H^\circ$ kJ/mol	$\Delta_f G^\circ$ kJ/mol	S° J/mol K	C_p J/mol K	$\Delta_f H^\circ$ kJ/mol	$\Delta_f G^\circ$ kJ/mol	S° J/mol K	C_p J/mol K	$\Delta_f H^\circ$ kJ/mol	$\Delta_f G^\circ$ kJ/mol	S° J/mol K	C_p J/mol K
C ₃ H ₈ S	2-Propanethiol					-105.9		233.5	145.3	-76.2			
C ₃ H ₈ S	Ethyl methyl sulfide					-91.6		239.1	144.6	-59.6			
C ₃ H ₈ S ₂	1,3-Propanedithiol					-79.4				-29.8			
C ₃ H ₉ Al	Trimethyl aluminum					-136.4	-9.9	209.4	155.6	-74.1			
C ₃ H ₉ B	Trimethylborane					-143.1	-32.1	238.9		-124.3	-35.9	314.7	88.5
C ₃ H ₉ BO ₃	Trimethyl borate								189.9				
C ₃ H ₉ ClSi	Trimethylchlorosilane					-382.8	-246.4	278.2		-352.8	-243.5	369.1	
C ₃ H ₉ N	Propylamine					-101.5			164.1	-70.1	39.9	325.4	91.2
C ₃ H ₉ N	Isopropylamine					-112.3		218.3	163.8	-83.7	32.2	312.2	97.5
C ₃ H ₉ N	Trimethylamine					-45.7		208.5	137.9	-23.6		287.1	91.8
C ₃ H ₁₀ ClN	Propylamine hydrochloride	-354.7											
C ₃ H ₁₀ ClN	Trimethylamine hydrochloride	-282.9											
C ₃ H ₁₀ N ₂	1,2-Propanediamine, (±)					-97.8				-53.6			
C ₃ H ₁₀ Si	Trimethylsilane											331.0	117.9
C ₃ H ₁₂ BN	Trimethylamine borane	-142.5	70.7	187.0									
C ₃ H ₁₂ BN	Aminotrimethylboron	-284.1	-79.3	218.0									
C ₄ Cl ₆	Hexachloro-1,3-butadiene					-24.5							
C ₄ F ₈	Perfluorocyclobutane									-1542.6			
C ₄ F ₁₀	Perfluorobutane								127.2				
C ₄ H ₂ N ₂	<i>trans</i> -2-Butenedinitrile	268.2								340.2			
C ₄ H ₂ O ₃	Maleic anhydride	-469.8								-398.3			
C ₄ H ₂ O ₄	2-Butyenedioic acid	-577.3											
C ₄ H ₃ NO ₃	2-Nitrofuran	-104.1								-28.8			
C ₄ H ₄ BrNO ₂	<i>N</i> -Bromosuccinimide	-335.9											
C ₄ H ₄ ClNO ₂	<i>N</i> -Chlorosuccinimide	-357.9											
C ₄ H ₄ N ₂	Succinonitrile	139.7		191.6	145.6					209.7			
C ₄ H ₄ N ₂	Pyrazine	139.8								196.1			
C ₄ H ₄ N ₂	Pyrimidine					145.9				195.7			
C ₄ H ₄ N ₂	Pyridazine					224.9				278.3			
C ₄ H ₄ N ₂ O ₂	Uracil	-429.4			120.5					-302.9			
C ₄ H ₄ N ₂ O ₃	Barbituric acid	-634.7											
C ₄ H ₄ O	Furan					-62.3		177.0	114.8	-34.8		267.2	65.4
C ₄ H ₄ O ₂	Diketene					-233.1				-190.3			
C ₄ H ₄ O ₃	Succinic anhydride	-608.6								-527.9			
C ₄ H ₄ O ₄	Maleic acid	-789.4		160.8	137.0					-679.4			
C ₄ H ₄ O ₄	Fumaric acid	-811.7		168.0	142.0					-675.8			
C ₄ H ₄ S	Thiophene					80.2		181.2	123.8	114.9	126.1	278.8	72.8
C ₄ H ₅ N	<i>trans</i> -2-Butenenitrile					95.1				134.3			
C ₄ H ₅ N	3-Butenenitrile					117.8				159.7			
C ₄ H ₅ N	2-Methylacrylonitrile								126.3				
C ₄ H ₅ N	Pyrrole					63.1		156.4	127.7	108.2			
C ₄ H ₅ N	Cyclopropanecarbonitrile					140.8				182.8			
C ₄ H ₅ NO ₂	Succinimide	-459.0								-375.4			
C ₄ H ₅ NS	4-Methylthiazole					67.9				111.8			
C ₄ H ₅ N ₃ O	Cytosine	-221.3			132.6								
C ₄ H ₆	1,2-Butadiene					138.6				162.3			
C ₄ H ₆	1,3-Butadiene					88.5		199.0	123.6	110.0			
C ₄ H ₆	1-Butyne					141.4				165.2			
C ₄ H ₆	2-Butyne					119.1				145.7			
C ₄ H ₆	Cyclobutene									156.7			
C ₄ H ₆ N ₂ O ₂	2,5-Piperazinedione	-446.5											
C ₄ H ₆ O	Divinyl ether					-39.8				-13.6			
C ₄ H ₆ O	<i>trans</i> -2-Butenal					-138.7				-100.6			
C ₄ H ₆ O ₂	<i>trans</i> -2-Butenoic acid												
C ₄ H ₆ O ₂	Methacrylic acid								161.1				
C ₄ H ₆ O ₂	Vinyl acetate					-349.2				-314.4			
C ₄ H ₆ O ₂	Methyl acrylate					-362.2		239.5	158.8	-333.0			
C ₄ H ₆ O ₂	γ -Butyrolactone					-420.9			141.4	-366.5			
C ₄ H ₆ O ₃	Acetic anhydride					-624.4				-572.5			
C ₄ H ₆ O ₃	Propylene carbonate					-613.2			218.6	-582.5			
C ₄ H ₆ O ₄	Succinic acid	-940.5		167.3	153.1					-823.0			
C ₄ H ₆ O ₄	Dimethyl oxalate	-756.3								-708.9			
C ₄ H ₆ S	2,3-Dihydrothiophene					52.9				90.7	133.5	303.5	79.8
C ₄ H ₆ S	2,5-Dihydrothiophene					47.0				86.9	131.6	297.1	83.3
C ₄ H ₇ ClO	2-Chloroethyl vinyl ether					-208.1				-170.1			
C ₄ H ₇ ClO ₂	2-Chlorobutanoic acid					-575.5							

Molecular formula	Name	Crystal				Liquid				Gas			
		$\Delta_f H^\circ$ kJ/mol	$\Delta_f G^\circ$ kJ/mol	S° J/mol K	C_p J/mol K	$\Delta_f H^\circ$ kJ/mol	$\Delta_f G^\circ$ kJ/mol	S° J/mol K	C_p J/mol K	$\Delta_f H^\circ$ kJ/mol	$\Delta_f G^\circ$ kJ/mol	S° J/mol K	C_p J/mol K
C ₄ H ₇ ClO ₂	3-Chlorobutanoic acid					-556.3							
C ₄ H ₇ ClO ₂	4-Chlorobutanoic acid					-566.3							
C ₄ H ₇ ClO ₂	Propyl chlorocarbonate					-533.4				-492.7			
C ₄ H ₇ N	Butanenitrile					-5.8				33.6			
C ₄ H ₇ N	2-Methylpropanenitrile					-13.8				23.4			
C ₄ H ₇ NO	Acetone cyanohydrin					-120.9							
C ₄ H ₇ NO	2-Pyrrolidone					-286.2							
C ₄ H ₇ NO	2-Methyl-2-oxazoline					-169.5				-130.5			
C ₄ H ₇ NO ₄	Iminodiacetic acid	-932.6											
C ₄ H ₇ NO ₄	Ethyl nitroacetate					-487.1							
C ₄ H ₇ NO ₄	L-Aspartic acid	-973.3											
C ₄ H ₇ N ₃ O	Creatinine	-238.5											
C ₄ H ₈	1-Butene					-20.8		227.0	118.0	0.1			
C ₄ H ₈	cis-2-Butene					-29.8		219.9	127.0	-7.1			
C ₄ H ₈	trans-2-Butene					-33.3				-11.4			
C ₄ H ₈	Isobutene					-37.5				-16.9			
C ₄ H ₈	Cyclobutane					3.7				27.7			
C ₄ H ₈	Methylcyclopropane					1.7							
C ₄ H ₈ Br ₂	1,2-Dibromobutane					-142.1				-91.6			
C ₄ H ₈ Br ₂	1,3-Dibromobutane					-148.0							
C ₄ H ₈ Br ₂	1,4-Dibromobutane					-140.3				-87.8			
C ₄ H ₈ Br ₂	2,3-Dibromobutane					-139.6				-102.0			
C ₄ H ₈ Br ₂	1,2-Dibromo-2-methylpropane					-156.6				-113.3			
C ₄ H ₈ Cl ₂	1,3-Dichlorobutane					-237.3				-195.0			
C ₄ H ₈ Cl ₂	1,4-Dichlorobutane					-229.8				-183.4			
C ₄ H ₈ Cl ₂ O	Bis(2-chloroethyl) ether								220.9				
C ₄ H ₈ I ₂	1,4-Diiodobutane					-30.0							
C ₄ H ₈ N ₂ O ₂	Succinamide	-581.2											
C ₄ H ₈ N ₂ O ₂	Dimethylglyoxime	-199.7											
C ₄ H ₈ N ₂ O ₃	L-Asparagine	-789.4											
C ₄ H ₈ N ₂ O ₃	N-Glycylglycine	-747.7											
C ₄ H ₈ N ₂ O ₄	1,4-Dinitrobutane					-237.5							
C ₄ H ₈ N ₄ O ₈	Cyclotetramethylenetetranitramine									187.9		568.8	275.5
C ₄ H ₈ O	Ethyl vinyl ether					-167.4				-140.8			
C ₄ H ₈ O	1,2-Epoxybutane					-168.9		230.9	147.0				
C ₄ H ₈ O	Butanal					-239.2		246.6	163.7	-204.8		343.7	103.4
C ₄ H ₈ O	Isobutanal					-247.3				-215.7			
C ₄ H ₈ O	2-Butanone					-273.3		239.1	158.7	-238.5		339.9	101.7
C ₄ H ₈ O	Tetrahydrofuran					-216.2		204.3	124.0	-184.1		302.4	76.3
C ₄ H ₈ OS	S-Ethyl thioacetate					-268.2				-228.1			
C ₄ H ₈ O ₂	Butanoic acid					-533.8		222.2	178.6	-475.9			
C ₄ H ₈ O ₂	2-Methylpropanoic acid								173.0				
C ₄ H ₈ O ₂	Propyl formate					-500.3				-462.7			
C ₄ H ₈ O ₂	Ethyl acetate					-479.3		257.7	170.7	-443.6			
C ₄ H ₈ O ₂	Methyl propanoate								171.2				
C ₄ H ₈ O ₂	1,3-Dioxane					-379.7			143.9	-340.6			
C ₄ H ₈ O ₂	1,4-Dioxane					-353.9		270.2	152.1	-315.3			
C ₄ H ₈ O ₂	2-Methyl-1,3-dioxolane					-386.9				-352.0			
C ₄ H ₈ O ₂ S	Sulfolane								180.0				
C ₄ H ₈ S	Tetrahydrothiophene					-72.9				-34.1	45.8	309.6	92.5
C ₄ H ₈ S ₂	1,3-Dithiane									-10.0	72.4	333.5	110.4
C ₄ H ₈ S ₂	1,4-Dithiane									0.0	84.5	326.2	109.7
C ₄ H ₉ Br	1-Bromobutane					-143.8				-107.1			
C ₄ H ₉ Br	2-Bromobutane, (±)					-154.9				-120.3			
C ₄ H ₉ Br	2-Bromo-2-methylpropane					-164.4				-132.4			
C ₄ H ₉ Cl	1-Chlorobutane					-188.1				-154.4			
C ₄ H ₉ Cl	2-Chlorobutane					-192.8				-161.1			
C ₄ H ₉ Cl	1-Chloro-2-methylpropane					-191.1				-159.3			
C ₄ H ₉ Cl	2-Chloro-2-methylpropane					-211.3				-182.2			
C ₄ H ₉ ClO	2-Chloroethyl ethyl ether					-335.6				-301.3			
C ₄ H ₉ I	1-Iodo-2-methylpropane								162.3				
C ₄ H ₉ I	2-Iodo-2-methylpropane					-107.5				-72.1			
C ₄ H ₉ N	Cyclobutanamine					5.6				41.2			
C ₄ H ₉ N	Pyrrolidine					-41.1		204.1	156.6	-3.6			
C ₄ H ₉ NO	Butanamide	-364.8								-282.0			
C ₄ H ₉ NO	N-Methylpropanamide								179.0				

Molecular formula	Name	Crystal				Liquid				Gas			
		$\Delta_f H^\circ$ kJ/mol	$\Delta_f G^\circ$ kJ/mol	S° J/mol K	C_p J/mol K	$\Delta_f H^\circ$ kJ/mol	$\Delta_f G^\circ$ kJ/mol	S° J/mol K	C_p J/mol K	$\Delta_f H^\circ$ kJ/mol	$\Delta_f G^\circ$ kJ/mol	S° J/mol K	C_p J/mol K
C ₄ H ₉ NO	2-Methylpropanamide	-368.6								-282.6			
C ₄ H ₉ NO	<i>N,N</i> -Dimethylacetamide					-278.3			175.6	-228.0			
C ₄ H ₉ NO	Morpholine								164.8				
C ₄ H ₉ NO ₂	1-Nitrobutane					-192.5				-143.9		369.9	115.1
C ₄ H ₉ NO ₂	2-Nitroisobutane					-217.2				-177.1			
C ₄ H ₉ NO ₂	Propyl carbamate	-552.6								-471.4			
C ₄ H ₉ NO ₂	4-Aminobutanoic acid	-581.0								-441.0			
C ₄ H ₉ NO ₃	3-Nitro-2-butanol					-390.0							
C ₄ H ₉ NO ₃	2-Methyl-2-nitro-1-propanol	-410.1											
C ₄ H ₉ NO ₃	<i>DL</i> -Threonine	-758.8											
C ₄ H ₉ NO ₃	<i>L</i> -Threonine	-807.2											
C ₄ H ₉ N ₃ O ₂	Creatine	-537.2											
C ₄ H ₁₀	Butane					-147.3			140.9	-125.7			
C ₄ H ₁₀	Isobutane					-154.2				-134.2			
C ₄ H ₁₀ Hg	Diethyl mercury					30.1			182.8	75.3			
C ₄ H ₁₀ N ₂	Piperazine	-45.6											
C ₄ H ₁₀ N ₂ O	Trimethylurea	-330.5											
C ₄ H ₁₀ N ₂ O ₂	<i>N</i> -Nitrodiethylamine					-106.2				-53.0			
C ₄ H ₁₀ N ₂ O ₄	<i>L</i> -Asparagine, monohydrate	-1086.6											
C ₄ H ₁₀ O	1-Butanol					-327.3		225.8	177.2	-274.9			
C ₄ H ₁₀ O	2-Butanol					-342.6		214.9	196.9	-292.8		359.5	112.7
C ₄ H ₁₀ O	2-Methyl-1-propanol					-334.7		214.7	181.5	-283.8			
C ₄ H ₁₀ O	2-Methyl-2-propanol					-359.2		193.3	218.6	-312.5		326.7	113.6
C ₄ H ₁₀ O	Diethyl ether					-279.5		253.5	172.5	-252.1		342.7	119.5
C ₄ H ₁₀ O	Methyl propyl ether					-266.0		262.9	165.4	-238.1			
C ₄ H ₁₀ O	Isopropyl methyl ether					-278.8		253.8	161.9	-252.0			
C ₄ H ₁₀ OS	Diethyl sulfoxide					-268.0				-205.6			
C ₄ H ₁₀ O ₂	1,2-Butanediol, (±)					-523.6							
C ₄ H ₁₀ O ₂	1,3-Butanediol					-501.0				-433.2			
C ₄ H ₁₀ O ₂	1,4-Butanediol					-505.3		223.4	200.1	-428.7			
C ₄ H ₁₀ O ₂	2,3-Butanediol					-541.5			213.0	-482.3			
C ₄ H ₁₀ O ₂	2-Methyl-1,2-propanediol					-539.7							
C ₄ H ₁₀ O ₂	Ethylene glycol monoethyl ether								210.8				
C ₄ H ₁₀ O ₂	Ethylene glycol dimethyl ether					-376.6			193.3				
C ₄ H ₁₀ O ₂	Dimethylacetal					-420.6				-389.7			
C ₄ H ₁₀ O ₂	<i>tert</i> -Butyl hydroperoxide					-293.6				-245.9			
C ₄ H ₁₀ O ₃	Diethylene glycol					-628.5			244.8	-571.2			
C ₄ H ₁₀ O ₃ S	Diethyl sulfite					-600.7				-552.2			
C ₄ H ₁₀ O ₄ S	Diethyl sulfate					-813.2				-756.3			
C ₄ H ₁₀ S	1-Butanethiol					-124.7			171.2	-88.0			
C ₄ H ₁₀ S	2-Butanethiol					-131.0				-96.9			
C ₄ H ₁₀ S	2-Methyl-1-propanethiol					-132.0				-97.3			
C ₄ H ₁₀ S	2-Methyl-2-propanethiol					-140.5				-109.6			
C ₄ H ₁₀ S	Diethyl sulfide					-119.4		269.3	171.4	-83.5		368.1	117.0
C ₄ H ₁₀ S	Methyl propyl sulfide					-118.5		272.5	171.6	-82.2			
C ₄ H ₁₀ S	Isopropyl methyl sulfide					-124.7		263.1	172.4	-90.5			
C ₄ H ₁₀ S ₂	1,4-Butanedithiol					-105.7				-50.6			
C ₄ H ₁₀ S ₂	Diethyl disulfide					-120.1		269.3	171.4	-79.4			
C ₄ H ₁₁ N	Butylamine					-127.6			179.2	-91.9			
C ₄ H ₁₁ N	<i>sec</i> -Butylamine					-137.5				-104.6			
C ₄ H ₁₁ N	<i>tert</i> -Butylamine					-150.6			192.1	-121.0			
C ₄ H ₁₁ N	Isobutylamine					-132.6			183.2	-98.7			
C ₄ H ₁₁ N	Diethylamine					-103.7			169.2	-72.2			
C ₄ H ₁₁ NO	<i>N,N</i> -Dimethylethanolamine					-253.7				-203.6			
C ₄ H ₁₁ NO ₂	Diethanolamine	-493.8			233.5					-397.1			
C ₄ H ₁₁ NO ₃	Tris(hydroxymethyl)methylamine	-717.8											
C ₄ H ₁₂ BrN	Tetramethylammonium bromide	-251.0											
C ₄ H ₁₂ ClN	Diethylamine hydrochloride	-358.6											
C ₄ H ₁₂ ClN	Tetramethylammonium chloride	-276.4											
C ₄ H ₁₂ IN	Tetramethylammonium iodide	-203.9											
C ₄ H ₁₂ N ₂	2-Methyl-1,2-propanediamine					-133.9				-90.3			
C ₄ H ₁₂ Pb	Tetramethyl lead					97.9				135.9			
C ₄ H ₁₂ Si	Tetramethylsilane	-264.0	-100.0	277.3		204.1	-239.1	-99.9	359.0	143.9			
C ₄ H ₁₂ Sn	Tetramethylstannane	-52.3								-18.8			
C ₄ H ₁₃ N ₃	Bis(2-aminoethyl)amine								254.0				
C ₄ N ₂	2-Butynedinitrile					500.4				529.2			

Molecular formula	Name	Crystal				Liquid				Gas			
		$\Delta_f H^\circ$ kJ/mol	$\Delta_f G^\circ$ kJ/mol	S° J/mol K	C_p° J/mol K	$\Delta_f H^\circ$ kJ/mol	$\Delta_f G^\circ$ kJ/mol	S° J/mol K	C_p° J/mol K	$\Delta_f H^\circ$ kJ/mol	$\Delta_f G^\circ$ kJ/mol	S° J/mol K	C_p° J/mol K
C ₄ NiO ₄	Nickel carbonyl												
C ₅ FeO ₅	Iron pentacarbonyl					-774.0	-705.3	338.1	240.6				
C ₅ H ₂ F ₆ O ₂	Hexafluoroacetylacetone	-2286.7											
C ₅ H ₃ NO ₅	5-Nitro-2-furancarboxylic acid	-516.8											
C ₅ H ₄ N ₄	1 <i>H</i> -Purine	169.4											
C ₅ H ₄ N ₄ O	Hypoxanthine	-110.8		145.6	134.5								
C ₅ H ₄ N ₄ O ₂	Xanthine	-379.6		161.1	151.3								
C ₅ H ₄ N ₄ O ₃	Uric acid	-618.8		173.2	166.1								
C ₅ H ₄ O ₂	Furfural					-201.6			163.2	-151.0			
C ₅ H ₄ O ₃	2-Furancarboxylic acid	-498.4								-390.0			
C ₅ H ₄ O ₃	3-Methyl-2,5-furandione					-504.5				-447.2			
C ₅ H ₃ F ₃ O ₂	1,1,1-Trifluoro-2,4-pentanedione					-1040.2				-993.3			
C ₅ H ₅ N	Pyridine					100.2			132.7	140.4			
C ₅ H ₅ NO	1 <i>H</i> -Pyrrole-2-carboxaldehyde	-106.4											
C ₅ H ₅ N ₅	Adenine	96.9			147.0					205.7			
C ₅ H ₅ N ₅ O	Guanine	-183.9											
C ₅ H ₆	<i>cis</i> -3-Penten-1-yne					226.5							
C ₅ H ₆	<i>trans</i> -3-Penten-1-yne					228.2							
C ₅ H ₆	1,3-Cyclopentadiene					105.9				134.3			
C ₅ H ₆ N ₂ O ₂	Thymine	-462.8			150.8					-328.7			
C ₅ H ₆ O ₂	Furfuryl alcohol					-276.2			204.0	-211.8			
C ₅ H ₆ O ₄	<i>trans</i> -1-Propene-1,2-dicarboxylic acid	-824.4											
C ₅ H ₆ S	2-Methylthiophene					44.6		218.5	149.8	83.5			
C ₅ H ₆ S	3-Methylthiophene					43.1				82.5			
C ₅ H ₇ N	<i>trans</i> -3-Pentenitrile					80.9				125.7			
C ₅ H ₇ N	Cyclobutanecarbonitrile					103.0				147.4			
C ₅ H ₇ N	1-Methylpyrrole					62.4				103.1			
C ₅ H ₇ N	2-Methylpyrrole					23.3				74.0			
C ₅ H ₇ N	3-Methylpyrrole					20.5				70.2			
C ₅ H ₇ NO ₂	Ethyl cyanoacetate								220.2				
C ₅ H ₈	1,2-Pentadiene									140.7			
C ₅ H ₈	<i>cis</i> -1,3-Pentadiene									81.4			
C ₅ H ₈	<i>trans</i> -1,3-Pentadiene									76.1			
C ₅ H ₈	1,4-Pentadiene									105.7			
C ₅ H ₈	2,3-Pentadiene									133.1			
C ₅ H ₈	3-Methyl-1,2-butadiene					101.2							
C ₅ H ₈	2-Methyl-1,3-butadiene					48.2		229.3	152.6	75.5			
C ₅ H ₈	Cyclopentene					4.3		201.2	122.4	34.0			
C ₅ H ₈	Spiropentane					157.5		193.7	134.5	185.2			
C ₅ H ₈	Methylenecyclobutane					93.8				121.6			
C ₅ H ₈ N ₄ O ₁₂	Pentaerythritol tetranitrate	-538.6								-387.0		614.7	294.8
C ₅ H ₈ O	Cyclopentanone					-235.9				-192.1			
C ₅ H ₈ O ₂	4-Pentenoic acid					-430.6							
C ₅ H ₈ O ₂	Allyl acetate								184.1				
C ₅ H ₈ O ₂	Ethyl acrylate					-370.6				-354.2			
C ₅ H ₈ O ₂	Methyl <i>trans</i> -2-butenate					-382.9				-341.9			
C ₅ H ₈ O ₂	Methyl methacrylate								191.2				
C ₅ H ₈ O ₂	2,4-Pentanedione					-423.8				-382.0			
C ₅ H ₈ O ₂	Dihydro-4-methyl-2(3 <i>H</i>)-furanone					-461.3				-406.5			
C ₅ H ₈ O ₂	Tetrahydro-2 <i>H</i> -pyran-2-one					-436.7				-379.6			
C ₅ H ₈ O ₃	Methyl acetoacetate					-623.2							
C ₅ H ₈ O ₄	Glutaric acid	-960.0											
C ₅ H ₉ ClO ₂	Propyl chloroacetate					-515.5				-467.0			
C ₅ H ₉ N	Pentanenitrile					-33.1				10.5			
C ₅ H ₉ N	2,2-Dimethylpropanenitrile					-39.8		232.0	179.4	-2.3			
C ₅ H ₉ N	1,2,5,6-Tetrahydropyridine					33.5							
C ₅ H ₉ NO	2-Piperidinone	-306.6											
C ₅ H ₉ NO	<i>N</i> -Methyl-2-pyrrolidone					-262.2			307.8				
C ₅ H ₉ NO ₂	<i>L</i> -Proline	-515.2								-366.2			
C ₅ H ₉ NO ₄	<i>D</i> -Glutamic acid	-1005.3											
C ₅ H ₉ NO ₄	<i>L</i> -Glutamic acid	-1009.7											
C ₅ H ₁₀	1-Pentene					-46.9		262.6	154.0	-21.1			
C ₅ H ₁₀	<i>cis</i> -2-Pentene					-53.7		258.6	151.7	-27.6			
C ₅ H ₁₀	<i>trans</i> -2-Pentene					-58.2		256.5	157.0	-31.9			
C ₅ H ₁₀	2-Methyl-1-butene					-61.1		254.0	157.2	-35.2			
C ₅ H ₁₀	3-Methyl-1-butene					-51.5		253.3	156.1	-27.5			

Molecular formula	Name	Crystal				Liquid				Gas			
		$\Delta_f H^\circ$ kJ/mol	$\Delta_f G^\circ$ kJ/mol	S° J/mol K	C_p J/mol K	$\Delta_f H^\circ$ kJ/mol	$\Delta_f G^\circ$ kJ/mol	S° J/mol K	C_p J/mol K	$\Delta_f H^\circ$ kJ/mol	$\Delta_f G^\circ$ kJ/mol	S° J/mol K	C_p J/mol K
C_5H_{10}	2-Methyl-2-butene												
C_5H_{10}	Cyclopentane					-105.1		204.5	128.8	-76.4			
C_5H_{10}	Methylcyclobutane					-44.5							
C_5H_{10}	Ethylcyclopropane					-24.8							
C_5H_{10}	1,1-Dimethylcyclopropane					-33.3				-8.2			
C_5H_{10}	<i>cis</i> -1,2-Dimethylcyclopropane					-26.3							
C_5H_{10}	<i>trans</i> -1,2-Dimethylcyclopropane					-30.7							
$C_5H_{10}Br_2$	2,3-Dibromo-2-methylbutane									-137.6			
$C_5H_{10}N_2O$	<i>N</i> -Nitrosopiperidine					-31.1				16.6			
$C_5H_{10}N_2O_2$	<i>N</i> -Nitropiperidine					-93.0				-44.5			
$C_5H_{10}N_2O_3$	<i>L</i> -Glutamine	-826.4											
$C_5H_{10}O$	Cyclopentanol					-300.1		204.1	182.5	-242.5		362.9	
$C_5H_{10}O$	Pentanal					-267.2				-228.4			
$C_5H_{10}O$	2-Pentanone					-297.3			184.1	-258.8			
$C_5H_{10}O$	3-Pentanone					-296.5		266.0	190.9	-257.9			
$C_5H_{10}O$	3-Methyl-2-butanone					-299.5		268.5	179.9	-262.6			
$C_5H_{10}O$	3,3-Dimethyloxetane					-182.2				-148.2			
$C_5H_{10}O$	Tetrahydropyran					-258.3				-223.4			
$C_5H_{10}OS$	<i>S</i> -Propyl thioacetate					-294.5				-250.4			
$C_5H_{10}O_2$	Pentanoic acid					-559.4		259.8	210.3	-491.9			
$C_5H_{10}O_2$	2-Methylbutanoic acid					-554.5							
$C_5H_{10}O_2$	3-Methylbutanoic acid					-561.6				-510.0			
$C_5H_{10}O_2$	2,2-Dimethylpropanoic acid	-564.5								-491.3			
$C_5H_{10}O_2$	Butyl formate								200.2				
$C_5H_{10}O_2$	Propyl acetate								196.2				
$C_5H_{10}O_2$	Isopropyl acetate					-518.9			199.4	-481.6			
$C_5H_{10}O_2$	Ethyl propanoate					-502.7				-463.4			
$C_5H_{10}O_2$	Methyl butanoate								198.2				
$C_5H_{10}O_2$	(Ethoxymethyl)oxirane					-296.5							
$C_5H_{10}O_2$	4-Methyl-1,3-dioxane					-416.1				-376.9			
$C_5H_{10}O_2$	<i>cis</i> -1,2-Cyclopentanediol	-485.0											
$C_5H_{10}O_2$	<i>trans</i> -1,2-Cyclopentanediol	-490.1											
$C_5H_{10}O_2$	Tetrahydrofurfuryl alcohol					-435.7				-369.1			
$C_5H_{10}O_3$	Diethyl carbonate					-681.5				-637.9			
$C_5H_{10}O_3$	Ethylene glycol monomethyl ether acetate								310.0				
$C_5H_{10}O_3$	Ethyl lactate								254.0				
$C_5H_{10}O_4$	Glycerol 1-acetate, (<i>DL</i>)					-909.2							
$C_5H_{10}O_5$	<i>D</i> -Ribose	-1047.2											
$C_5H_{10}O_5$	<i>D</i> -Xylose	-1057.8											
$C_5H_{10}O_5$	α - <i>D</i> -Arabinopyranose	-1057.9											
$C_5H_{10}S$	Thiacyclohexane					-106.3		218.2	163.3	-63.5	53.1	323.0	109.7
$C_5H_{10}S$	Cyclopentanethiol					-89.5		256.9	165.2	-48.1			
$C_5H_{11}Br$	1-Bromopentane					-170.2				-128.9			
$C_5H_{11}Cl$	1-Chloropentane					-213.2				-174.9			
$C_5H_{11}Cl$	1-Chloro-3-methylbutane					-216.0				-179.7			
$C_5H_{11}Cl$	2-Chloro-2-methylbutane					-235.7				-202.2			
$C_5H_{11}Cl$	2-Chloro-3-methylbutane					-226.6				-185.1			
$C_5H_{11}N$	Cyclopentylamine					-95.1		241.0	181.2	-54.9			
$C_5H_{11}N$	Piperidine					-86.4		210.0	179.9	-47.1			
$C_5H_{11}NO$	Pentanamide	-379.5								-290.2			
$C_5H_{11}NO$	2,2-Dimethylpropanamide	-399.7								-313.1			
$C_5H_{11}NO_2$	1-Nitropentane					-215.4				-164.4		390.9	137.1
$C_5H_{11}NO_2$	<i>DL</i> -Valine	-628.9											
$C_5H_{11}NO_2$	<i>L</i> -Valine	-617.9								-455.1			
$C_5H_{11}NO_2$	5-Aminopentanoic acid	-604.1								-460.0			
$C_5H_{11}NO_2S$	<i>L</i> -Methionine	-577.5								-413.5			
$C_5H_{11}NO_4$	2-Ethyl-2-nitro-1,3-propanediol	-606.4											
C_5H_{12}	Pentane					-173.5			167.2	-146.9			
C_5H_{12}	Isopentane					-178.4		260.4	164.8	-153.6			
C_5H_{12}	Neopentane					-190.2				-168.0			
$C_5H_{12}N_2O$	Butylurea	-419.5											
$C_5H_{12}N_2O$	<i>tert</i> -Butylurea	-417.4											
$C_5H_{12}N_2O$	<i>N,N</i> -Diethylurea	-372.2											
$C_5H_{12}N_2O$	Tetramethylurea					-262.2							
$C_5H_{12}N_2S$	Tetramethylthiourea	-38.1								44.9			
$C_5H_{12}O$	1-Pentanol					-351.6			208.1	-294.6			

Molecular formula	Name	Crystal				Liquid				Gas			
		$\Delta_f H^\circ$ kJ/mol	$\Delta_f G^\circ$ kJ/mol	S° J/mol K	C_p J/mol K	$\Delta_f H^\circ$ kJ/mol	$\Delta_f G^\circ$ kJ/mol	S° J/mol K	C_p J/mol K	$\Delta_f H^\circ$ kJ/mol	$\Delta_f G^\circ$ kJ/mol	S° J/mol K	C_p J/mol K
C ₅ H ₁₂ O	2-Pentanol					-365.2				-311.0			
C ₅ H ₁₂ O	3-Pentanol					-368.9			239.7	-314.9			
C ₅ H ₁₂ O	2-Methyl-1-butanol, (±)					-356.6				-301.4			
C ₅ H ₁₂ O	3-Methyl-1-butanol					-356.4				-300.7			
C ₅ H ₁₂ O	2-Methyl-2-butanol					-379.5			247.1	-329.3			
C ₅ H ₁₂ O	3-Methyl-2-butanol, (±)					-366.6				-313.5			
C ₅ H ₁₂ O	2,2-Dimethyl-1-propanol					-399.4							
C ₅ H ₁₂ O	Butyl methyl ether					-290.6		295.3	192.7	-258.1			
C ₅ H ₁₂ O	Methyl <i>tert</i> -butyl ether					-313.6		265.3	187.5	-283.7			
C ₅ H ₁₂ O	Ethyl propyl ether					-303.6		295.0	197.2	-272.0			
C ₅ H ₁₂ O ₂	1,5-Pentanediol					-528.8				-450.8			
C ₅ H ₁₂ O ₂	2,2-Dimethyl-1,3-propanediol	-551.2											
C ₅ H ₁₂ O ₂	Diethoxymethane					-450.5				-414.7			
C ₅ H ₁₂ O ₂	1,1-Dimethoxypropane					-443.6							
C ₅ H ₁₂ O ₂	2,2-Dimethoxypropane					-459.4				-429.9			
C ₅ H ₁₂ O ₃	Diethylene glycol monomethyl ether								271.1				
C ₅ H ₁₂ O ₃	2-(Hydroxymethyl)-2-methyl-1,3-propanediol	-744.6											
C ₅ H ₁₂ O ₄	Pentaerythritol	-920.6								-776.7			
C ₅ H ₁₂ O ₅	Xylitol	-1118.5											
C ₅ H ₁₂ S	1-Pentanethiol					-151.3				-110.0			
C ₅ H ₁₂ S	2-Methyl-1-butanethiol, (+)					-154.4				-114.9			
C ₅ H ₁₂ S	3-Methyl-1-butanethiol					-154.4				-114.9			
C ₅ H ₁₂ S	2-Methyl-2-butanethiol					-162.8		290.1	198.1	-127.1			
C ₅ H ₁₂ S	3-Methyl-2-butanethiol					-158.8				-121.3			
C ₅ H ₁₂ S	2,2-Dimethyl-1-propanethiol					-165.4				-129.0			
C ₅ H ₁₂ S	Butyl methyl sulfide					-142.9		307.5	200.9	-102.4			
C ₅ H ₁₂ S	<i>tert</i> -Butyl methyl sulfide					-157.1		276.1	199.9	-121.3			
C ₅ H ₁₂ S	Ethyl propyl sulfide					-144.8		309.5	198.4	-104.8			
C ₅ H ₁₂ S	Ethyl isopropyl sulfide					-156.1				-118.3			
C ₅ H ₁₃ N	Pentylamine								218.0				
C ₅ H ₁₄ N ₂	<i>N,N,N',N'</i> -Tetramethylmethanediamine					-51.1				-18.2			
C ₆ ClF ₅	Chloropentafluorobenzene	-858.4								-809.3			
C ₆ Cl ₆	Hexachlorobenzene	-127.6		260.2	201.2					-35.5			
C ₆ F ₆	Hexafluorobenzene					-991.3		280.8	221.6	-955.4			
C ₆ F ₁₀	Perfluorocyclohexene					-1963.5				-1932.7			
C ₆ F ₁₂	Perfluorocyclohexane					-2406.3				-2370.4			
C ₆ HCl ₅ O	Pentachlorophenol	-292.5		253.2	202.0								
C ₆ HF ₅	Pentafluorobenzene	-852.7				-841.8				-806.5			
C ₆ HF ₅ O	Pentafluorophenol	-1024.1				-1007.7							
C ₆ H ₂ F ₄	1,2,4,5-Tetrafluorobenzene					-683.8							
C ₆ H ₃ Cl ₃	1,2,3-Trichlorobenzene	-70.8								3.8			
C ₆ H ₃ Cl ₃	1,2,4-Trichlorobenzene					-63.1				-8.1			
C ₆ H ₃ Cl ₃	1,3,5-Trichlorobenzene	-78.4								-13.4			
C ₆ H ₃ N ₃ O ₆	1,3,5-Trinitrobenzene	-37.0			214.6								
C ₆ H ₃ N ₃ O ₇	2,4,6-Trinitrophenol	-217.9			239.7								
C ₆ H ₃ N ₃ O ₈	2,4,6-Trinitro-1,3-benzenediol	-467.5											
C ₆ H ₄ ClNO ₂	1-Chloro-4-nitrobenzene	-48.7			250.2								
C ₆ H ₄ Cl ₂	<i>o</i> -Dichlorobenzene					-17.5			162.4	30.2			
C ₆ H ₄ Cl ₂	<i>m</i> -Dichlorobenzene					-20.7				25.7			
C ₆ H ₄ Cl ₂	<i>p</i> -Dichlorobenzene	-42.3		175.4	147.8					22.5			
C ₆ H ₄ Cl ₂ O	2,4-Dichlorophenol	-226.4								-156.3			
C ₆ H ₄ F ₂	<i>o</i> -Difluorobenzene					-330.0		222.6	159.0	-293.8			
C ₆ H ₄ F ₂	<i>m</i> -Difluorobenzene					-343.9		223.8	159.1	-309.2			
C ₆ H ₄ F ₂	<i>p</i> -Difluorobenzene					-342.3			157.5	-306.7			
C ₆ H ₄ N ₂ O ₄	1,2-Dinitrobenzene	-2.0			200.4								
C ₆ H ₄ N ₂ O ₄	1,3-Dinitrobenzene	-27.0			197.5	-36.0							
C ₆ H ₄ N ₂ O ₄	1,4-Dinitrobenzene	-38.0			200.0								
C ₆ H ₄ N ₂ O ₅	2,4-Dinitrophenol	-232.7								-128.1			
C ₆ H ₄ O ₂	<i>p</i> -Benzoquinone	-185.7			129.0					-122.9			
C ₆ H ₅ Br	Bromobenzene					60.9		219.2	154.3				
C ₆ H ₅ Cl	Chlorobenzene					11.1			150.1	52.0			
C ₆ H ₅ ClO	2-Chlorophenol								188.7				
C ₆ H ₅ ClO	3-Chlorophenol	-206.4				-189.3							
C ₆ H ₅ ClO	4-Chlorophenol	-197.7				-181.3							
C ₆ H ₅ Cl ₂ N	3,4-Dichloroaniline	-89.1											
C ₆ H ₅ F	Fluorobenzene					-150.6		205.9	146.4	-115.9			

Molecular formula	Name	Crystal				Liquid				Gas			
		$\Delta_f H^\circ$ kJ/mol	$\Delta_f G^\circ$ kJ/mol	S° J/mol K	C_p° J/mol K	$\Delta_f H^\circ$ kJ/mol	$\Delta_f G^\circ$ kJ/mol	S° J/mol K	C_p° J/mol K	$\Delta_f H^\circ$ kJ/mol	$\Delta_f G^\circ$ kJ/mol	S° J/mol K	C_p° J/mol K
C_6H_5I	Iodobenzene					117.2		205.4	158.7	164.9			
$C_6H_5NO_2$	Nitrobenzene					12.5			185.8	68.5		348.8	120.4
$C_6H_5NO_2$	3-Pyridinecarboxylic acid	-344.9								-221.5			
$C_6H_5NO_3$	2-Nitrophenol	-202.4											
$C_6H_5N_3$	1 <i>H</i> -Benzotriazole	236.5								335.5			
$C_6H_5N_3O_4$	2,3-Dinitroaniline	-11.7											
$C_6H_5N_3O_4$	2,4-Dinitroaniline	-67.8											
$C_6H_5N_3O_4$	2,5-Dinitroaniline	-44.3											
$C_6H_5N_3O_4$	2,6-Dinitroaniline	-50.6											
$C_6H_5N_3O_4$	3,5-Dinitroaniline	-38.9											
C_6H_6	1,5-Hexadiyne					384.2							
C_6H_6	Benzene					49.1	124.5	173.4	136.0	82.9	129.7	269.2	82.4
C_6H_6ClN	2-Chloroaniline					-4.6							
C_6H_6ClN	3-Chloroaniline					-20.3			198.7				
C_6H_6ClN	4-Chloroaniline	-33.3			147.3								
$C_6H_6N_2O_2$	2-Nitroaniline	-26.1			166.0	-9.4				63.8			
$C_6H_6N_2O_2$	3-Nitroaniline	-38.3			158.8	-14.4				58.4			
$C_6H_6N_2O_2$	4-Nitroaniline	-42.0			167.0	-20.7				58.8			
C_6H_6O	Phenol	-165.1		144.0	127.4					-96.4			
C_6H_6O	2-Vinylfuran					-10.3				27.8			
$C_6H_6O_2$	<i>p</i> -Hydroquinone	-364.5			136.0					-265.3			
$C_6H_6O_2$	Pyrocatechol	-354.1								-267.5			
$C_6H_6O_2$	Resorcinol	-368.0								-274.7			
$C_6H_6O_3$	1,2,3-Benzenetriol	-551.1								-434.2			
$C_6H_6O_3$	1,2,4-Benzenetriol	-563.8								-444.0			
$C_6H_6O_3$	1,3,5-Benzenetriol	-584.6								-452.9			
$C_6H_6O_3$	3,4-Dimethyl-2,5-furandione	-581.4											
$C_6H_6O_6$	<i>cis</i> -1-Propene-1,2,3-tricarboxylic acid	-1224.4											
$C_6H_6O_6$	<i>trans</i> -1-Propene-1,2,3-tricarboxylic acid	-1232.7											
C_6H_6S	Benzenethiol					63.7		222.8	173.2	111.3			
C_6H_7N	Aniline					31.6			191.9	87.5	-7.0	317.9	107.9
C_6H_7N	2-Methylpyridine					56.7			158.6	99.2			
C_6H_7N	3-Methylpyridine					61.9		216.3	158.7	106.4			
C_6H_7N	4-Methylpyridine					59.2		209.1	159.0	103.8			
C_6H_7N	1-Cyclopentenecarbonitrile					111.5				156.5			
$C_6H_8N_2$	Adiponitrile					85.1			128.7	149.5			
$C_6H_8N_2$	1,2-Benzenediamine	-0.3											
$C_6H_8N_2$	1,3-Benzenediamine	-7.8		154.5	159.6								
$C_6H_8N_2$	1,4-Benzenediamine	3.0											
$C_6H_8N_2$	Phenylhydrazine					141.0			217.0	202.9			
$C_6H_8N_2S$	Bis(2-cyanoethyl) sulfide					96.3							
$C_6H_8O_4$	Dimethyl maleate								263.2				
$C_6H_8O_6$	<i>L</i> -Ascorbic acid	-1164.6											
$C_6H_8O_7$	Citric acid	-1543.8											
$C_6H_9Cl_3O_2$	Butyl trichloroacetate					-545.8				-492.3			
$C_6H_9Cl_3O_2$	Isobutyl trichloroacetate					-553.4				-500.2			
C_6H_9N	Cyclopentanecarbonitrile					0.7				44.1			
C_6H_9N	2,4-Dimethylpyrrole	-422.3											
C_6H_9N	2,5-Dimethylpyrrole					-16.7				39.8			
$C_6H_9NO_3$	Triacetamide					-610.5				-550.1			
$C_6H_9NO_6$	Nitrilotriacetic acid	-1311.9											
$C_6H_9N_3O_2$	<i>L</i> -Histidine	-466.7											
C_6H_{10}	1,5-Hexadiene					54.1				84.2			
C_6H_{10}	3,3-Dimethyl-1-butene					78.4							
C_6H_{10}	Cyclohexene					-38.5		214.6	148.3	-5.0			
C_6H_{10}	1-Methylcyclopentene					-36.4				-3.8			
C_6H_{10}	3-Methylcyclopentene					-23.7				7.4			
C_6H_{10}	4-Methylcyclopentene					-17.6				14.6			
$C_6H_{10}Cl_2O_2$	Butyl dichloroacetate					-550.1				-497.8			
$C_6H_{10}O$	Cyclohexanone					-271.2			182.2	-226.1			
$C_6H_{10}O$	2-Methylcyclopentanone					-265.2							
$C_6H_{10}O$	Mesityl oxide								212.5				
$C_6H_{10}O_2$	Ethyl <i>trans</i> -2-butenate					-420.0				-375.6			
$C_6H_{10}O_2$	Methyl cyclobutanecarboxylate					-395.0				-350.2			
$C_6H_{10}O_3$	Ethyl acetoacetate								248.0				
$C_6H_{10}O_3$	Propanoic anhydride					-679.1				-626.5			

Molecular formula	Name	Crystal				Liquid				Gas			
		$\Delta_f H^\circ$ kJ/mol	$\Delta_f G^\circ$ kJ/mol	S° J/mol K	C_p J/mol K	$\Delta_f H^\circ$ kJ/mol	$\Delta_f G^\circ$ kJ/mol	S° J/mol K	C_p J/mol K	$\Delta_f H^\circ$ kJ/mol	$\Delta_f G^\circ$ kJ/mol	S° J/mol K	C_p J/mol K
$C_6H_{10}O_4$	Adipic acid	-994.3											
$C_6H_{10}O_4$	Diethyl oxalate					-805.5				-742.0			
$C_6H_{10}O_4$	Ethylene glycol diacetate								310.0				
$C_6H_{11}Cl$	Chlorocyclohexane					-207.2				-163.7			
$C_6H_{11}ClO_2$	Ethyl 4-chlorobutanoate					-566.5				-513.8			
$C_6H_{11}ClO_2$	Propyl 3-chloropropanoate					-537.6				-485.7			
$C_6H_{11}ClO_2$	Butyl chloroacetate					-538.4				-487.4			
$C_6H_{11}NO$	Caprolactam	-329.4			156.8					-239.6			
$C_6H_{11}NO$	1-Methyl-2-piperidinone					-293.0							
C_6H_{12}	1-Hexene					-74.2		295.2	183.3	-43.5			
C_6H_{12}	<i>cis</i> -2-Hexene					-83.9				-52.3			
C_6H_{12}	<i>trans</i> -2-Hexene					-85.5				-53.9			
C_6H_{12}	<i>cis</i> -3-Hexene					-78.9				-47.6			
C_6H_{12}	<i>trans</i> -3-Hexene					-86.1				-54.4			
C_6H_{12}	2-Methyl-1-pentene					-90.0				-59.4			
C_6H_{12}	3-Methyl-1-pentene					-78.2				-49.5			
C_6H_{12}	4-Methyl-1-pentene					-80.0				-51.3			
C_6H_{12}	2-Methyl-2-pentene					-98.5				-66.9			
C_6H_{12}	3-Methyl- <i>cis</i> -2-pentene					-94.5				-62.3			
C_6H_{12}	3-Methyl- <i>trans</i> -2-pentene					-94.6				-63.1			
C_6H_{12}	4-Methyl- <i>cis</i> -2-pentene					-87.0				-57.5			
C_6H_{12}	4-Methyl- <i>trans</i> -2-pentene					-91.6				-61.5			
C_6H_{12}	2-Ethyl-1-butene					-87.1				-56.0			
C_6H_{12}	2,3-Dimethyl-1-butene					-93.2				-62.4			
C_6H_{12}	3,3-Dimethyl-1-butene					-87.5				-60.3			
C_6H_{12}	2,3-Dimethyl-2-butene					-101.4		270.2	174.7	-68.1			
C_6H_{12}	Cyclohexane					-156.4			154.9	-123.4			
C_6H_{12}	Methylcyclopentane					-137.9				-106.2			
C_6H_{12}	Ethylcyclobutane					-59.0				-27.5			
C_6H_{12}	1,1,2-Trimethylcyclopropane					-96.2							
$C_6H_{12}N_2O_4S_2$	L-Cystine	-1032.7											
$C_6H_{12}N_2S_4$	Thiram	40.2			301.7								
$C_6H_{12}O$	Butyl vinyl ether					-218.8			232.0	-182.6			
$C_6H_{12}O$	Hexanal							280.3	210.4				
$C_6H_{12}O$	2-Hexanone					-322.0				-278.9			
$C_6H_{12}O$	3-Hexanone					-320.2		305.3	216.9	-277.6			
$C_6H_{12}O$	4-Methyl-2-pentanone								213.3				
$C_6H_{12}O$	2-Methyl-3-pentanone					-325.9				-286.0			
$C_6H_{12}O$	3,3-Dimethyl-2-butanone					-328.6				-290.6			
$C_6H_{12}O$	Cyclohexanol					-348.2			208.2	-286.2			
$C_6H_{12}O$	<i>cis</i> -2-Methylcyclopentanol					-345.5							
$C_6H_{12}O_2$	Hexanoic acid					-583.8				-511.9			
$C_6H_{12}O_2$	Butyl acetate					-529.2			227.8	-485.3			
$C_6H_{12}O_2$	<i>tert</i> -Butyl acetate					-554.5			231.0	-516.5			
$C_6H_{12}O_2$	Isobutyl acetate									233.8			
$C_6H_{12}O_2$	Ethyl butanoate									228.0			
$C_6H_{12}O_2$	Methyl pentanoate					-514.2			229.3	-471.1			
$C_6H_{12}O_2$	Methyl 2,2-dimethylpropanoate					-530.0			257.9	-491.2			
$C_6H_{12}O_2$	Diacetone alcohol								221.3				
$C_6H_{12}O_3$	Ethylene glycol monoethyl ether acetate								376.0				
$C_6H_{12}O_3$	Paraldehyde					-673.1				-631.7			
$C_6H_{12}O_6$	β -D-Fructose	-1265.6											
$C_6H_{12}O_6$	D-Galactose	-1286.3											
$C_6H_{12}O_6$	α -D-Glucose	-1273.3											
$C_6H_{12}O_6$	D-Mannose	-1263.0											
$C_6H_{12}O_6$	L-Sorbose	-1271.5											
$C_6H_{12}S$	Thiepane									-65.8	79.4	363.5	131.3
$C_6H_{12}S$	Cyclohexanethiol					-140.7		255.6	192.6	-96.2			
$C_6H_{12}S$	Cyclopentyl methyl sulfide					-109.8				-64.7			
$C_6H_{13}Br$	1-Bromohexane					-194.2		453.0	204.0	-148.3			
$C_6H_{13}Cl$	2-Chlorohexane					-246.1				-204.3			
$C_6H_{13}N$	Cyclohexylamine					-147.6				-104.0			
$C_6H_{13}N$	2-Methylpiperidine, (\pm)					-124.9				-84.4			
$C_6H_{13}NO$	Hexanamide	-423.0								-324.2			
$C_6H_{13}NO$	N-Butylacetamide					-380.9				-305.9			
$C_6H_{13}NO_2$	DL-Leucine	-640.6											

Molecular formula	Name	Crystal				Liquid				Gas			
		$\Delta_f H^\circ$ kJ/mol	$\Delta_f G^\circ$ kJ/mol	S° J/mol K	C_p J/mol K	$\Delta_f H^\circ$ kJ/mol	$\Delta_f G^\circ$ kJ/mol	S° J/mol K	C_p J/mol K	$\Delta_f H^\circ$ kJ/mol	$\Delta_f G^\circ$ kJ/mol	S° J/mol K	C_p J/mol K
$C_6H_{13}NO_2$	<i>D</i> -Leucine	-637.3											
$C_6H_{13}NO_2$	<i>L</i> -Leucine	-637.4			200.1					-486.8			
$C_6H_{13}NO_2$	<i>DL</i> -Isoleucine	-635.3											
$C_6H_{13}NO_2$	<i>L</i> -Isoleucine	-637.8											
$C_6H_{13}NO_2$	<i>L</i> -Norleucine	-639.1											
$C_6H_{13}NO_2$	6-Aminohexanoic acid	-637.3											
C_6H_{14}	Hexane					-198.7			195.6	-166.9			
C_6H_{14}	2-Methylpentane					-204.6		290.6	193.7	-174.6			
C_6H_{14}	3-Methylpentane					-202.4		292.5	190.7	-171.9			
C_6H_{14}	2,2-Dimethylbutane					-213.8		272.5	191.9	-185.9			
C_6H_{14}	2,3-Dimethylbutane					-207.4		287.8	189.7	-178.1			
$C_6H_{14}N_2$	Azopropane					11.5				51.3			
$C_6H_{14}N_2O_2$	<i>DL</i> -Lysine	-678.7											
$C_6H_{14}N_2O_2$	<i>D</i> -Arginine	-623.5		250.6	232.0								
$C_6H_{14}O$	1-Hexanol					-377.5		287.4	240.4	-315.9			
$C_6H_{14}O$	2-Hexanol					-392.0				-333.5			
$C_6H_{14}O$	3-Hexanol					-392.4			286.2				
$C_6H_{14}O$	2-Methyl-1-pentanol								248.0				
$C_6H_{14}O$	3-Methyl-2-pentanol								275.9				
$C_6H_{14}O$	4-Methyl-2-pentanol					-394.7			273.0				
$C_6H_{14}O$	2-Methyl-3-pentanol					-396.4							
$C_6H_{14}O$	3-Methyl-3-pentanol								293.4				
$C_6H_{14}O$	Dipropyl ether					-328.8		323.9	221.6	-293.0			
$C_6H_{14}O$	Diisopropyl ether					-351.5			216.8	-319.2			
$C_6H_{14}O$	Butyl ethyl ether								159.0				
$C_6H_{14}O$	<i>tert</i> -Butyl ethyl ether									-313.9			
$C_6H_{14}OS$	Dipropyl sulfoxide					-329.4				-254.9			
$C_6H_{14}O_2$	1,2-Hexanediol					-577.1				-490.1			
$C_6H_{14}O_2$	1,6-Hexanediol	-569.9				-548.6				-461.2			
$C_6H_{14}O_2$	2-Methyl-2,4-pentanediol								336.0				
$C_6H_{14}O_2$	Ethylene glycol monobutyl ether								281.0				
$C_6H_{14}O_2$	1,1-Diethoxyethane					-491.4				-453.5			
$C_6H_{14}O_2$	Ethylene glycol diethyl ether					-451.4			259.4	-408.1			
$C_6H_{14}O_3$	Diethylene glycol monoethyl ether								301.0				
$C_6H_{14}O_3$	Diethylene glycol dimethyl ether								274.1				
$C_6H_{14}O_3$	Trimethylolpropane	-750.9											
$C_6H_{14}O_4$	Triethylene glycol					-804.3				-725.0			
$C_6H_{14}O_4S$	Dipropyl sulfate					-859.0				-792.0			
$C_6H_{14}O_6$	Galactitol					-1317.0							
$C_6H_{14}O_6$	<i>D</i> -Mannitol					-1314.5							
$C_6H_{14}S$	1-Hexanethiol					-175.7				-129.9			
$C_6H_{14}S$	2-Methyl-2-pentanethiol					-188.3				-148.3			
$C_6H_{14}S$	2,3-Dimethyl-2-butanethiol					-187.1				-147.9			
$C_6H_{14}S$	Diisopropyl sulfide					-181.6		313.0	232.0	-142.0			
$C_6H_{14}S$	Butyl ethyl sulfide					-172.3				-127.8			
$C_6H_{14}S$	Methyl pentyl sulfide					-167.1				-121.8			
$C_6H_{14}S_2$	Dipropyl disulfide					-171.5				-118.3			
$C_6H_{15}B$	Triethylborane					-194.6	9.4	336.7	241.2	-157.7	16.1	437.8	
$C_6H_{15}N$	Dipropylamine					-156.1				-116.0			
$C_6H_{15}N$	Diisopropylamine					-178.5				-143.8			
$C_6H_{15}N$	Triethylamine					-127.7			219.9	-92.7			
$C_6H_{15}NO$	2-Diethylaminoethanol					-305.9							
$C_6H_{15}NO_3$	Triethanolamine	-664.2			389.0					-558.3			
$C_6H_{16}N_2$	1,6-Hexanediamine	-205.0											
$C_6H_{18}N_3OP$	Hexamethylphosphoric triamide								321.0				
$C_6H_{18}OSi_2$	Hexamethyldisiloxane					-815.0	-541.5	433.8	311.4	-777.7	-534.5	535.0	238.5
C_6MoO_6	Molybdenum hexacarbonyl	-982.8	-877.7	325.9	242.3					-912.1	-856.0	490.0	205.0
C_6N_4	Tetracyanoethene	623.8								705.0			
C_7F_8	Perfluorotoluene					-1311.1		355.5	262.3				
C_7F_{14}	Perfluoromethylcyclohexane					-2931.1			353.1	-2897.2			
C_7F_{16}	Perfluoroheptane					-3420.0		561.8	419.0	-3383.6			
$C_7H_5F_5$	2,3,4,5,6-Pentafluorotoluene					-883.8		306.4	225.8	-842.7			
$C_7H_4Cl_2O$	3-Chlorobenzoyl chloride					-189.7							
$C_7H_4N_2O_6$	3,5-Dinitrobenzoic acid	-409.8											
C_7H_5ClO	Benzoyl chloride					-158.0				-103.2			
$C_7H_5ClO_2$	2-Chlorobenzoic acid	-404.5								-325.0			

Molecular formula	Name	Crystal				Liquid				Gas			
		$\Delta_f H^\circ$ kJ/mol	$\Delta_f G^\circ$ kJ/mol	S° J/mol K	C_p J/mol K	$\Delta_f H^\circ$ kJ/mol	$\Delta_f G^\circ$ kJ/mol	S° J/mol K	C_p J/mol K	$\Delta_f H^\circ$ kJ/mol	$\Delta_f G^\circ$ kJ/mol	S° J/mol K	C_p J/mol K
$C_7H_5ClO_2$	3-Chlorobenzoic acid	-424.3								-342.3			
$C_7H_5ClO_2$	4-Chlorobenzoic acid	-428.9			163.2					-341.0			
$C_7H_5F_3$	(Trifluoromethyl)benzene								188.4				
C_7H_5N	Benzonitrile					163.2		209.1	165.2	215.7			
C_7H_5NO	Benzoxazole	-24.2								44.8			
$C_7H_5NO_4$	2-Nitrobenzoic acid	-378.8											
$C_7H_5NO_4$	3-Nitrobenzoic acid	-394.7											
$C_7H_5NO_4$	4-Nitrobenzoic acid	-392.2											
$C_7H_5N_3O_6$	2,4,6-Trinitrotoluene	-63.2			243.3								
$C_7H_6N_2$	1 <i>H</i> -Benzimidazole	79.5								181.7			
$C_7H_6N_2$	1 <i>H</i> -Indazole	151.9								243.0			
$C_7H_6N_2O_4$	1-Methyl-2,4-dinitrobenzene	-66.4								33.2			
C_7H_6O	Benzaldehyde					-87.0		221.2	172.0	-36.7			
$C_7H_6O_2$	Benzoic acid	-385.2		167.6	146.8					-294.0			
$C_7H_6O_2$	Salicylaldehyde								222.0				
$C_7H_6O_3$	3-(2-Furanyl)-2-propenal	-182.0								-105.9			
$C_7H_6O_3$	2-Hydroxybenzoic acid	-589.9								-494.8			
C_7H_7Br	4-Bromotoluene					12.0							
C_7H_7Cl	2-Chlorotoluene								166.8				
C_7H_7Cl	(Chloromethyl)benzene					-32.5				18.9			
C_7H_7F	4-Fluorotoluene					-186.9			171.2	-147.4			
C_7H_7NO	Benzamide	-202.6								-100.9			
$C_7H_7NO_2$	Aniline-2-carboxylic acid	-401.1								-296.0			
$C_7H_7NO_2$	Aniline-3-carboxylic acid	-417.3								-283.6			
$C_7H_7NO_2$	Aniline-4-carboxylic acid	-410.0			177.8					-296.7			
$C_7H_7NO_2$	2-Nitrotoluene					-9.7							
$C_7H_7NO_2$	3-Nitrotoluene					-31.5							
$C_7H_7NO_2$	4-Nitrotoluene	-48.1			172.3					31.0			
$C_7H_7NO_2$	(Nitromethyl)benzene					-22.8				30.7			
$C_7H_7NO_2$	Salicylaldoxime	-183.7											
C_7H_8	Toluene					12.4			157.3	50.5			
$C_7H_8N_2O$	Phenylurea	-218.6											
C_7H_8O	<i>o</i> -Cresol	-204.6		165.4	154.6					-128.6			
C_7H_8O	<i>m</i> -Cresol					-194.0		212.6	224.9	-132.3			
C_7H_8O	<i>p</i> -Cresol	-199.3		167.3	150.2					-125.4			
C_7H_8O	Benzyl alcohol					-160.7		216.7	217.9	-100.4			
C_7H_8O	Anisole					-114.8				-67.9			
C_7H_9N	Benzylamine					34.2			207.2	94.4			
C_7H_9N	2-Methylaniline					-6.3				56.4	167.6	351.0	130.2
C_7H_9N	3-Methylaniline					-8.1				54.6	165.4	352.5	125.5
C_7H_9N	4-Methylaniline	-23.5								55.3	167.7	347.0	126.2
C_7H_9N	<i>N</i> -Methylaniline								207.1				
C_7H_9N	1-Cyclohexenecarbonitrile					48.1				101.6			
C_7H_9N	2,3-Dimethylpyridine					19.4		243.7	189.5	67.1			
C_7H_9N	2,4-Dimethylpyridine					16.1		248.5	184.8	63.6			
C_7H_9N	2,5-Dimethylpyridine					18.7		248.8	184.7	66.5			
C_7H_9N	2,6-Dimethylpyridine					12.7		244.2	185.2	58.1			
C_7H_9N	3,4-Dimethylpyridine					18.3		240.7	191.8	68.8			
C_7H_9N	3,5-Dimethylpyridine					22.5		241.7	184.5	72.0			
$C_7H_{10}O_2$	Ethyl 2-pentynoate					-301.8				-250.3			
$C_7H_{10}O_2$	Methyl 2-hexynoate					-242.7							
$C_7H_{11}Cl_3O_2$	Isopentyl trichloroacetate					-580.9				-523.1			
$C_7H_{11}N$	Cyclohexanecarbonitrile					-47.2				4.8			
C_7H_{12}	Bicyclo[2.2.1]heptane	-95.1			151.0					-54.8			
C_7H_{12}	1-Methylbicyclo(3,1,0)hexane					-33.2				1.7			
C_7H_{12}	Methylenecyclohexane					-61.3				-25.2			
C_7H_{12}	Vinylcyclopentane					-34.8							
C_7H_{12}	1-Ethylcyclopentene					-53.3				-19.8			
$C_7H_{12}O$	2-Methylenecyclohexanol					-277.6							
$C_7H_{12}O_2$	Butyl acrylate					-422.6			251.0	-375.3			
$C_7H_{12}O_4$	Diethyl malonate								285.0				
$C_7H_{13}ClO_2$	Butyl 2-chloropropanoate					-571.7				-517.3			
$C_7H_{13}ClO_2$	Isobutyl 2-chloropropanoate					-603.1				-549.6			
$C_7H_{13}ClO_2$	Butyl 3-chloropropanoate					-557.9				-502.3			
$C_7H_{13}ClO_2$	Isobutyl 3-chloropropanoate					-572.6				-517.3			
$C_7H_{13}ClO_2$	Propyl 2-chlorobutanoate					-630.7				-578.4			

Molecular formula	Name	Crystal				Liquid				Gas			
		$\Delta_f H^\circ$ kJ/mol	$\Delta_f G^\circ$ kJ/mol	S° J/mol K	C_p J/mol K	$\Delta_f H^\circ$ kJ/mol	$\Delta_f G^\circ$ kJ/mol	S° J/mol K	C_p J/mol K	$\Delta_f H^\circ$ kJ/mol	$\Delta_f G^\circ$ kJ/mol	S° J/mol K	C_p J/mol K
C ₇ H ₁₃ N	Heptanenitrile					-82.8							
C ₇ H ₁₄	1-Heptene					-97.9		327.6	211.8	-62.3			
C ₇ H ₁₄	<i>cis</i> -2-Heptene					-105.1							
C ₇ H ₁₄	<i>trans</i> -2-Heptene					-109.5							
C ₇ H ₁₄	<i>cis</i> -3-Heptene					-104.3							
C ₇ H ₁₄	<i>trans</i> -3-Heptene					-109.3							
C ₇ H ₁₄	5-Methyl-1-hexene					-100.0				-65.7			
C ₇ H ₁₄	<i>cis</i> -3-Methyl-3-hexene					-115.9				-79.4			
C ₇ H ₁₄	<i>trans</i> -3-Methyl-3-hexene					-112.7				-76.8			
C ₇ H ₁₄	2,4-Dimethyl-1-pentene					-117.0				-83.8			
C ₇ H ₁₄	4,4-Dimethyl-1-pentene					-110.6				-81.6			
C ₇ H ₁₄	2,4-Dimethyl-2-pentene					-123.1				-88.7			
C ₇ H ₁₄	<i>cis</i> -4,4-Dimethyl-2-pentene					-105.3				-72.6			
C ₇ H ₁₄	<i>trans</i> -4,4-Dimethyl-2-pentene					-121.7				-88.8			
C ₇ H ₁₄	2-Ethyl-3-methyl-1-butene					-114.1				-79.5			
C ₇ H ₁₄	2,3,3-Trimethyl-1-butene					-117.7				-85.5			
C ₇ H ₁₄	Cycloheptane					-156.6				-118.1			
C ₇ H ₁₄	Methylcyclohexane					-190.1			184.8	-154.7			
C ₇ H ₁₄	Ethylcyclopentane					-163.4		279.9		-126.9			
C ₇ H ₁₄	1,1-Dimethylcyclopentane					-172.1				-138.2			
C ₇ H ₁₄	<i>cis</i> -1,2-Dimethylcyclopentane					-165.3		269.2		-129.5			
C ₇ H ₁₄	<i>trans</i> -1,2-Dimethylcyclopentane					-171.2				-136.6			
C ₇ H ₁₄	<i>cis</i> -1,3-Dimethylcyclopentane					-170.1				-135.8			
C ₇ H ₁₄	<i>trans</i> -1,3-Dimethylcyclopentane					-168.1				-133.6			
C ₇ H ₁₄	1,1,2,2-Tetramethylcyclopropane					-119.8							
C ₇ H ₁₄ Br ₂	1,2-Dibromoheptane					-212.3				-157.9			
C ₇ H ₁₄ O	1-Heptanal					-311.5		335.4	230.1	-263.8			
C ₇ H ₁₄ O	2-Heptanone								232.6				
C ₇ H ₁₄ O	3-Heptanone									-297.1			
C ₇ H ₁₄ O	4-Heptanone									-298.3			
C ₇ H ₁₄ O	2,2-Dimethyl-3-pentanone					-356.1				-313.6			
C ₇ H ₁₄ O	2,4-Dimethyl-3-pentanone					-352.9		318.0	233.7	-311.3			
C ₇ H ₁₄ O	<i>cis</i> -2-Methylcyclohexanol					-390.2				-327.0			
C ₇ H ₁₄ O	<i>trans</i> -2-Methylcyclohexanol, (±)					-415.7				-352.5			
C ₇ H ₁₄ O	<i>cis</i> -3-Methylcyclohexanol, (±)					-416.1				-350.9			
C ₇ H ₁₄ O	<i>trans</i> -3-Methylcyclohexanol, (±)					-394.4				-329.1			
C ₇ H ₁₄ O	<i>cis</i> -4-Methylcyclohexanol					-413.2				-347.5			
C ₇ H ₁₄ O	<i>trans</i> -4-Methylcyclohexanol					-433.3				-367.2			
C ₇ H ₁₄ O ₂	Heptanoic acid					-610.2			265.4	-536.2			
C ₇ H ₁₄ O ₂	Pentyl acetate								261.0				
C ₇ H ₁₄ O ₂	Isopentyl acetate								248.5				
C ₇ H ₁₄ O ₂	Ethyl pentanoate					-553.0				-505.9			
C ₇ H ₁₄ O ₂	Ethyl 3-methylbutanoate					-571.0				-527.0			
C ₇ H ₁₄ O ₂	Ethyl 2,2-dimethylpropanoate					-577.2				-536.0			
C ₇ H ₁₄ O ₂	Methyl hexanoate					-540.2				-492.2			
C ₇ H ₁₄ O ₆	α-Methylglucoside	-1233.3											
C ₇ H ₁₅ Br	1-Bromoheptane					-218.4				-167.8			
C ₇ H ₁₆	Heptane					-224.2			224.7	-187.6			
C ₇ H ₁₆	2-Methylhexane					-229.5		323.3	222.9	-194.5			
C ₇ H ₁₆	3-Methylhexane					-226.4				-191.3			
C ₇ H ₁₆	3-Ethylpentane					-224.9		314.5	219.6	-189.5			
C ₇ H ₁₆	2,2-Dimethylpentane					-238.3		300.3	221.1	-205.7			
C ₇ H ₁₆	2,3-Dimethylpentane					-233.1				-198.7			
C ₇ H ₁₆	2,4-Dimethylpentane					-234.6		303.2	224.2	-201.6			
C ₇ H ₁₆	3,3-Dimethylpentane					-234.2				-201.0			
C ₇ H ₁₆	2,2,3-Trimethylbutane					-236.5		292.2	213.5	-204.4			
C ₇ H ₁₆ O	1-Heptanol					-403.3			272.1	-336.5			
C ₇ H ₁₆ O	<i>tert</i> -Butyl isopropyl ether					-392.8				-358.1			
C ₇ H ₁₆ O ₂	1,7-Heptanediol					-574.2							
C ₇ H ₁₆ O ₂	2,2-Diethoxypropane					-538.9				-506.9			
C ₇ H ₁₆ S	1-Heptanethiol					-200.5				-149.9			
C ₈ H ₄ O ₃	Phthalic anhydride	-460.1		180.0	160.0					-371.4			
C ₈ H ₅ NO ₂	1 <i>H</i> -Indole-2,3-dione	-268.2											
C ₈ H ₆ O ₄	Phthalic acid	-782.0		207.9	188.1								
C ₈ H ₆ O ₄	Isophthalic acid	-803.0								-696.3			
C ₈ H ₆ O ₄	Terephthalic acid	-816.1								-717.9			

Molecular formula	Name	Crystal				Liquid				Gas			
		$\Delta_f H^\circ$ kJ/mol	$\Delta_f G^\circ$ kJ/mol	S° J/mol K	C_p J/mol K	$\Delta_f H^\circ$ kJ/mol	$\Delta_f G^\circ$ kJ/mol	S° J/mol K	C_p J/mol K	$\Delta_f H^\circ$ kJ/mol	$\Delta_f G^\circ$ kJ/mol	S° J/mol K	C_p J/mol K
C_8H_6S	Benzo[b]thiophene	100.6								166.3			
C_8H_7N	1 <i>H</i> -Indole	86.6								156.5			
C_8H_8	Styrene					103.8			182.0	147.9			
C_8H_8O	Phenyl vinyl ether					-26.2				22.7			
C_8H_8O	Acetophenone					-142.5				-86.7			
$C_8H_8O_2$	<i>o</i> -Toluic acid	-416.5			174.9								
$C_8H_8O_2$	<i>m</i> -Toluic acid	-426.1			163.6								
$C_8H_8O_2$	<i>p</i> -Toluic acid	-429.2			169.0								
$C_8H_8O_2$	Methyl benzoate					-343.5			221.3	-287.9			
$C_8H_8O_3$	Methyl salicylate								249.0				
C_8H_9NO	Acetanilide	-209.4			179.3								
C_8H_{10}	1,7-Octadiyne					334.4							
C_8H_{10}	Ethylbenzene					-12.3			183.2	29.9			
C_8H_{10}	<i>o</i> -Xylene					-24.4			186.1	19.1			
C_8H_{10}	<i>m</i> -Xylene					-25.4			183.0	17.3			
C_8H_{10}	<i>p</i> -Xylene					-24.4			181.5	18.0			
$C_8H_{10}O$	2-Ethylphenol					-208.8				-145.2			
$C_8H_{10}O$	3-Ethylphenol					-214.3				-146.1			
$C_8H_{10}O$	4-Ethylphenol	-224.4			206.9					-144.1			
$C_8H_{10}O$	2,3-Xylenol	-241.1								-157.2			
$C_8H_{10}O$	2,4-Xylenol					-228.7				-163.8			
$C_8H_{10}O$	2,5-Xylenol	-246.6								-161.6			
$C_8H_{10}O$	2,6-Xylenol	-237.4								-162.1			
$C_8H_{10}O$	3,4-Xylenol	-242.3								-157.3			
$C_8H_{10}O$	3,5-Xylenol	-244.4								-162.4			
$C_8H_{10}O$	Benzeneethanol								252.6				
$C_8H_{10}O$	Ethoxybenzene					-152.6			228.5	-101.6			
$C_8H_{10}O_2$	1,2-Dimethoxybenzene					-290.3				-223.3			
$C_8H_{11}N$	<i>N</i> -Ethylaniline					8.2				56.3			
$C_8H_{11}N$	<i>N,N</i> -Dimethylaniline					46.0				100.5			
$C_8H_{11}N$	2,4-Dimethylaniline					-39.2							
$C_8H_{11}N$	2,5-Dimethylaniline					-38.9							
$C_8H_{11}N$	2,6-Dimethylaniline								238.9				
C_8H_{12}	1-Octen-3-yne					140.7							
C_8H_{12}	<i>cis</i> -1,2-Divinylcyclobutane					124.3				166.5			
C_8H_{12}	<i>trans</i> -1,2-Divinylcyclobutane					101.3				143.5			
$C_8H_{12}N_4$	2,2'-Azobis[isobutyronitrile]	246.0			237.6								
$C_8H_{12}O_2$	2,2,4,4-Tetramethyl-1,3-cyclobutanedione	-379.9								-307.6			
C_8H_{14}	Ethylidenecyclohexane					-103.5				-59.5			
C_8H_{14}	Allylcyclopentane					-64.5				-24.1			
$C_8H_{14}ClN_5$	Atrazine	-125.4											
$C_8H_{14}O_3$	Butanoic anhydride								283.7				
$C_8H_{15}ClO_2$	3-Methylbutyl 2-chloropropanoate					-627.3				-575.0			
$C_8H_{15}ClO_2$	3-Methylbutyl 3-chloropropanoate					-593.4				-539.4			
$C_8H_{15}N$	Octanenitrile					-107.3				-50.5			
C_8H_{16}	1-Octene					-124.5			241.0	-81.3			
C_8H_{16}	<i>cis</i> -2-Octene					-135.7			239.0				
C_8H_{16}	<i>trans</i> -2-Octene					-135.7			239.0				
C_8H_{16}	<i>cis</i> -2,2-Dimethyl-3-hexene					-126.4				-89.3			
C_8H_{16}	<i>trans</i> -2,2-Dimethyl-3-hexene					-144.9				-107.7			
C_8H_{16}	3-Ethyl-2-methyl-1-pentene					-137.9				-100.3			
C_8H_{16}	2,4,4-Trimethyl-1-pentene					-145.9				-110.5			
C_8H_{16}	2,4,4-Trimethyl-2-pentene					-142.4				-104.9			
C_8H_{16}	Cyclooctane					-167.7				-124.4			
C_8H_{16}	Ethylcyclohexane					-212.1		280.9	211.8	-171.5			
C_8H_{16}	1,1-Dimethylcyclohexane					-218.7		267.2	209.2	-180.9			
C_8H_{16}	<i>cis</i> -1,2-Dimethylcyclohexane					-211.8		274.1	210.2	-172.1			
C_8H_{16}	<i>trans</i> -1,2-Dimethylcyclohexane					-218.2		273.2	209.4	-179.9			
C_8H_{16}	<i>cis</i> -1,3-Dimethylcyclohexane					-222.9		272.6	209.4	-184.6			
C_8H_{16}	<i>trans</i> -1,3-Dimethylcyclohexane					-215.7		276.3	212.8	-176.5			
C_8H_{16}	<i>cis</i> -1,4-Dimethylcyclohexane					-215.6		271.1	212.1	-176.6			
C_8H_{16}	<i>trans</i> -1,4-Dimethylcyclohexane					-222.4		268.0	210.2	-184.5			
C_8H_{16}	Propylcyclopentane					-188.8		310.8	216.3	-147.7			
C_8H_{16}	1-Ethyl-1-methylcyclopentane					-193.8							
C_8H_{16}	<i>cis</i> -1-Ethyl-2-methylcyclopentane					-190.8							
C_8H_{16}	<i>trans</i> -1-Ethyl-2-methylcyclopentane					-195.1				-156.2			

Molecular formula	Name	Crystal				Liquid				Gas			
		$\Delta_f H^\circ$ kJ/mol	$\Delta_f G^\circ$ kJ/mol	S° J/mol K	C_p J/mol K	$\Delta_f H^\circ$ kJ/mol	$\Delta_f G^\circ$ kJ/mol	S° J/mol K	C_p J/mol K	$\Delta_f H^\circ$ kJ/mol	$\Delta_f G^\circ$ kJ/mol	S° J/mol K	C_p J/mol K
C_8H_{16}	<i>cis</i> -1-Ethyl-3-methylcyclopentane					-194.4							
C_8H_{16}	<i>trans</i> -1-Ethyl-3-methylcyclopentane					-196.0							
$C_8H_{16}O$	Octanal									-291.9		365.4	
$C_8H_{16}O$	2-Ethylhexanal					-348.5				-299.6			
$C_8H_{16}O$	2-Octanone								273.3				
$C_8H_{16}O$	2,2,4-Trimethyl-3-pentanone					-381.6				-338.3			
$C_8H_{16}O_2$	Octanoic acid					-636.0			297.9	-554.3			
$C_8H_{16}O_2$	2-Ethylhexanoic acid					-635.1				-559.5			
$C_8H_{16}O_2$	Hexyl acetate								282.8				
$C_8H_{16}O_2$	Isobutyl isobutanoate					-587.4				-542.9			
$C_8H_{16}O_2$	Propyl pentanoate					-583.0				-533.6			
$C_8H_{16}O_2$	Isopropyl pentanoate					-592.2				-544.9			
$C_8H_{16}O_2$	Methyl heptanoate					-567.1			285.1	-515.5			
$C_8H_{17}Br$	1-Bromooctane					-245.1				-189.3			
$C_8H_{17}Cl$	1-Chlorooctane					-291.3				-238.9			
$C_8H_{17}NO$	Octanamide	-473.2								-362.7			
C_8H_{18}	Octane					-250.1			254.6	-208.5			
C_8H_{18}	2-Methylheptane					-255.0		356.4	252.0	-215.3			
C_8H_{18}	3-Methylheptane, (S)					-252.3		362.6	250.2	-212.5			
C_8H_{18}	4-Methylheptane					-251.6			251.1	-211.9			
C_8H_{18}	3-Ethylhexane					-250.4				-210.7			
C_8H_{18}	2,2-Dimethylhexane					-261.9				-224.5			
C_8H_{18}	2,3-Dimethylhexane					-252.6				-213.8			
C_8H_{18}	2,4-Dimethylhexane					-257.0				-219.2			
C_8H_{18}	2,5-Dimethylhexane					-260.4			249.2	-222.5			
C_8H_{18}	3,3-Dimethylhexane					-257.5			246.6	-219.9			
C_8H_{18}	3,4-Dimethylhexane					-251.8				-212.8			
C_8H_{18}	3-Ethyl-2-methylpentane					-249.6				-211.0			
C_8H_{18}	3-Ethyl-3-methylpentane					-252.8				-214.8			
C_8H_{18}	2,2,3-Trimethylpentane					-256.9				-220.0			
C_8H_{18}	2,2,4-Trimethylpentane					-259.2			239.1	-224.0			
C_8H_{18}	2,3,3-Trimethylpentane					-253.5			245.6	-216.3			
C_8H_{18}	2,3,4-Trimethylpentane					-255.0		329.3	247.3	-217.3			
C_8H_{18}	2,2,3,3-Tetramethylbutane	-269.0		273.7	239.2					-226.0			
$C_8H_{18}N_2$	Azobutane					-40.1				9.2			
$C_8H_{18}O$	1-Octanol					-426.5			305.2	-355.6			
$C_8H_{18}O$	2-Octanol								330.1				
$C_8H_{18}O$	2-Ethyl-1-hexanol					-432.8		347.0	317.5	-365.3			
$C_8H_{18}O$	Dibutyl ether					-377.9			278.2	-332.8			
$C_8H_{18}O$	Di- <i>sec</i> -butyl ether					-401.5				-360.6			
$C_8H_{18}O$	Di- <i>tert</i> -butyl ether					-399.6			276.1	-362.0			
$C_8H_{18}O$	<i>tert</i> -Butyl isobutyl ether					-409.1				-369.0			
$C_8H_{18}O_2$	1,8-Octanediol	-626.6											
$C_8H_{18}O_2$	2,5-Dimethyl-2,5-hexanediol	-681.7											
$C_8H_{18}O_3$	Diethylene glycol monobutyl ether								354.9				
$C_8H_{18}O_3$	Diethylene glycol diethyl ether								341.4				
$C_8H_{18}O_3S$	Dibutyl sulfite					-693.1				-625.3			
$C_8H_{18}O_5$	Tetraethylene glycol					-981.7			428.8	-883.0			
$C_8H_{18}S$	Dibutyl sulfide					-220.7		405.1	284.3	-167.7			
$C_8H_{18}S$	Di- <i>sec</i> -butyl sulfide					-220.7				-167.7			
$C_8H_{18}S$	Di- <i>tert</i> -butyl sulfide					-232.6				-188.8			
$C_8H_{18}S$	Diisobutyl sulfide					-229.2				-180.5			
$C_8H_{18}S_2$	Dibutyl disulfide					-222.9				-160.6			
$C_8H_{18}S_2$	Di- <i>tert</i> -butyl disulfide					-255.2				-201.0			
$C_8H_{19}N$	Dibutylamine					-206.0			292.9	-156.6			
$C_8H_{19}N$	Diisobutylamine					-218.5				-179.2			
$C_8H_{20}BrN$	Tetraethylammonium bromide	-342.7											
$C_8H_{20}O_4Si$	Ethyl silicate							533.1	364.4				
$C_8H_{20}Pb$	Tetraethyl lead					52.7		464.6	307.4	109.6			
$C_8H_{20}Si$	Tetraethylsilane								298.1				
$C_9H_6N_2O_2$	Toluene-2,4-diisocyanate								287.8				
C_9H_7N	Quinoline					141.2				200.5			
C_9H_7N	Isoquinoline					144.3		216.0	196.2	204.6			
C_9H_7NO	2-Quinolinol	-144.9								-25.5			
C_9H_7NO	8-Quinolinol	82.1											
C_9H_8	Indene					110.6		215.3	186.9	163.4			

Molecular formula	Name	Crystal				Liquid				Gas			
		$\Delta_f H^\circ$ kJ/mol	$\Delta_f G^\circ$ kJ/mol	S° J/mol K	C_p° J/mol K	$\Delta_f H^\circ$ kJ/mol	$\Delta_f G^\circ$ kJ/mol	S° J/mol K	C_p° J/mol K	$\Delta_f H^\circ$ kJ/mol	$\Delta_f G^\circ$ kJ/mol	S° J/mol K	C_p° J/mol K
$C_9H_8O_4$	2-(Acetyloxy)benzoic acid	-815.6											
C_9H_{10}	Cyclopropylbenzene					100.3				150.5			
C_9H_{10}	Indan					11.5		56.0	190.2	60.3			
$C_9H_{10}Cl_2N_2O$	Diuron	-329.0											
$C_9H_{10}N_2$	2,2'-Dipyrrolylmethane	126.2											
$C_9H_{10}O_2$	Ethyl benzoate								246.0				
$C_9H_{10}O_2$	Benzyl acetate								148.5				
$C_9H_{11}NO_2$	L-Phenylalanine	-466.9		213.6	203.0					-312.9			
$C_9H_{11}NO_3$	L-Tyrosine	-685.1		214.0	216.4								
C_9H_{12}	Propylbenzene					-38.3		287.8	214.7	7.9			
C_9H_{12}	Isopropylbenzene					-41.1			210.7	4.0			
C_9H_{12}	2-Ethyltoluene					-46.4				1.3			
C_9H_{12}	3-Ethyltoluene					-48.7				-1.8			
C_9H_{12}	4-Ethyltoluene					-49.8				-3.2			
C_9H_{12}	1,2,3-Trimethylbenzene					-58.5		267.9	216.4	-9.5			
C_9H_{12}	1,2,4-Trimethylbenzene					-61.8			215.0	-13.8			
C_9H_{12}	1,3,5-Trimethylbenzene					-63.4			209.3	-15.9			
$C_9H_{12}O$	2-Isopropylphenol					-233.7				-182.2			
$C_9H_{12}O$	3-Isopropylphenol					-252.5				-196.0			
$C_9H_{12}O$	4-Isopropylphenol	-270.0								-175.3			
$C_9H_{12}O_2$	Isopropylbenzene hydroperoxide					-148.3				-78.4			
$C_9H_{13}NO_2$	Ethyl 3,5-dimethylpyrrole-2-carboxylate	-474.5											
$C_9H_{13}NO_2$	Ethyl 2,4-dimethylpyrrole-3-carboxylate	-463.2											
$C_9H_{13}NO_2$	Ethyl 2,5-dimethylpyrrole-3-carboxylate	-478.7											
$C_9H_{13}NO_2$	Ethyl 4,5-dimethylpyrrole-3-carboxylate	-470.3											
$C_9H_{14}O$	Isophorone								253.5				
$C_9H_{14}O_6$	Triacetin					-1330.8		458.3	384.7	-1245.0			
$C_9H_{15}N$	3-Ethyl-2,4,5-trimethylpyrrole	-89.2											
C_9H_{16}	1-Nonyne					16.3				62.3			
$C_9H_{16}O_4$	Nonanedioic acid	-1054.3											
$C_9H_{17}NO$	2,2,6,6-Tetramethyl-4-piperidinone	-334.2								-273.4			
C_9H_{18}	Propylcyclohexane					-237.4		311.9	242.0	-192.3			
C_9H_{18}	1 α ,3 α ,5 β -1,3,5-Trimethylcyclohexane									-212.1			
$C_9H_{18}O$	2-Nonanone					-397.2				-340.7			
$C_9H_{18}O$	5-Nonanone					-398.2		401.4	303.6	-344.9			
$C_9H_{18}O$	2,6-Dimethyl-4-heptanone					-408.5			297.3	-357.6			
$C_9H_{18}O_2$	Nonanoic acid					-659.7			362.4	-577.3			
$C_9H_{18}O_2$	Butyl pentanoate					-613.3				-560.2			
$C_9H_{18}O_2$	sec-Butyl pentanoate					-624.2				-573.2			
$C_9H_{18}O_2$	Isobutyl pentanoate					-620.0				-568.6			
$C_9H_{18}O_2$	Methyl octanoate					-590.3				-533.9			
$C_9H_{19}N$	N-Butylpiperidine					-171.8							
$C_9H_{19}N$	2,2,6,6-Tetramethylpiperidine					-206.9				-159.9			
C_9H_{20}	Nonane					-274.7			284.4	-228.2			
C_9H_{20}	2,2-Dimethylheptane					-288.1							
C_9H_{20}	2,2,3-Trimethylhexane					-282.7							
C_9H_{20}	2,2,4-Trimethylhexane					-282.8							
C_9H_{20}	2,2,5-Trimethylhexane					-293.3							
C_9H_{20}	2,3,3-Trimethylhexane					-281.1							
C_9H_{20}	2,3,5-Trimethylhexane					-284.0				-242.6			
C_9H_{20}	2,4,4-Trimethylhexane					-280.2							
C_9H_{20}	3,3,4-Trimethylhexane					-277.5							
C_9H_{20}	3,3-Diethylpentane					-275.4			278.2	-233.3			
C_9H_{20}	3-Ethyl-2,2-dimethylpentane					-272.7							
C_9H_{20}	3-Ethyl-2,4-dimethylpentane					-269.7							
C_9H_{20}	2,2,3,3-Tetramethylpentane					-278.3			271.5	-237.1			
C_9H_{20}	2,2,3,4-Tetramethylpentane					-277.7				-236.9			
C_9H_{20}	2,2,4,4-Tetramethylpentane					-280.0			266.3	-241.6			
C_9H_{20}	2,3,3,4-Tetramethylpentane					-277.9				-236.1			
$C_9H_{20}N_2O$	Tetraethylurea					-380.0				-316.4			
$C_9H_{20}O$	1-Nonanol					-453.4				-376.5			
$C_9H_{20}O_2$	1,9-Nonanediol	-657.6											
$C_9H_{21}N$	Tripropylamine					-207.1				-161.0			
$C_{10}H_6N_2$	2-Quinolinecarbonitrile	246.5											
$C_{10}H_6N_2$	3-Quinolinecarbonitrile	242.3											
$C_{10}H_8N_2O_4$	1,5-Dinitronaphthalene	29.8											

Molecular formula	Name	Crystal				Liquid				Gas			
		$\Delta_f H^\circ$ kJ/mol	$\Delta_f G^\circ$ kJ/mol	S° J/mol K	C_p J/mol K	$\Delta_f H^\circ$ kJ/mol	$\Delta_f G^\circ$ kJ/mol	S° J/mol K	C_p J/mol K	$\Delta_f H^\circ$ kJ/mol	$\Delta_f G^\circ$ kJ/mol	S° J/mol K	C_p J/mol K
$C_{10}H_6N_2O_4$	1,8-Dinitronaphthalene	39.7											
$C_{10}H_7Cl$	1-Chloronaphthalene					54.6			212.6	119.8			
$C_{10}H_7Cl$	2-Chloronaphthalene	55.4								137.4			
$C_{10}H_7I$	1-Iodonaphthalene					161.5				233.8			
$C_{10}H_7I$	2-Iodonaphthalene	144.3								235.1			
$C_{10}H_7NO_2$	1-Nitronaphthalene	42.6								111.2			
$C_{10}H_8$	Naphthalene	78.5	201.6	167.4	165.7					150.6	224.1	333.1	131.9
$C_{10}H_8$	Azulene	212.3								289.1			
$C_{10}H_8O$	1-Naphthol	-121.5			166.9					-30.4			149.4
$C_{10}H_8O$	2-Naphthol	-124.1		179.0	172.8					-29.9		366.6	147.8
$C_{10}H_9N$	1-Naphthylamine	67.8								132.8			
$C_{10}H_9N$	2-Naphthylamine	60.2								134.3			
$C_{10}H_{10}$	1,2-Dihydronaphthalene					71.6							
$C_{10}H_{10}$	1,4-Dihydronaphthalene					84.2							
$C_{10}H_{10}O$	1-Tetralone	-209.6											
$C_{10}H_{10}O_4$	Dimethyl phthalate								303.1				
$C_{10}H_{10}O_4$	Dimethyl isophthalate	-730.9											
$C_{10}H_{10}O_4$	Dimethyl terephthalate	-732.6			261.1								
$C_{10}H_{12}$	1,2,3,4-Tetrahydronaphthalene					-29.2			217.5	26.0			
$C_{10}H_{14}$	Butylbenzene					-63.2		321.2	243.4	-11.8			
$C_{10}H_{14}$	<i>sec</i> -Butylbenzene, (\pm)					-66.4				-18.4			
$C_{10}H_{14}$	<i>tert</i> -Butylbenzene					-71.9				-23.0			
$C_{10}H_{14}$	Isobutylbenzene					-69.8				-21.9			
$C_{10}H_{14}$	1-Isopropyl-2-methylbenzene					-73.3							
$C_{10}H_{14}$	1-Isopropyl-3-methylbenzene					-78.6							
$C_{10}H_{14}$	1-Isopropyl-4-methylbenzene					-78.0			236.4				
$C_{10}H_{14}$	<i>o</i> -Diethylbenzene					-68.5							
$C_{10}H_{14}$	<i>m</i> -Diethylbenzene					-73.5							
$C_{10}H_{14}$	<i>p</i> -Diethylbenzene					-72.8							
$C_{10}H_{14}$	3-Ethyl-1,2-dimethylbenzene					-80.5							
$C_{10}H_{14}$	4-Ethyl-1,2-dimethylbenzene					-86.0							
$C_{10}H_{14}$	2-Ethyl-1,3-dimethylbenzene					-80.1							
$C_{10}H_{14}$	2-Ethyl-1,4-dimethylbenzene					-84.8							
$C_{10}H_{14}$	1-Ethyl-2,4-dimethylbenzene					-84.1							
$C_{10}H_{14}$	1-Ethyl-3,5-dimethylbenzene					-87.8							
$C_{10}H_{14}$	1,2,4,5-Tetramethylbenzene	-119.9		245.6	215.1								
$C_{10}H_{14}O$	Thymol	-309.7								-218.5			
$C_{10}H_{16}$	Dipentene					-50.8			249.4	-2.6			
$C_{10}H_{16}$	<i>d</i> -Limonene					-54.5			249.0				
$C_{10}H_{16}$	α -Pinene					-16.4				28.3			
$C_{10}H_{16}$	β -Pinene					-7.7				38.7			
$C_{10}H_{16}$	α -Terpinene									-20.6			
$C_{10}H_{16}$	β -Myrcene					14.5							
$C_{10}H_{16}$	<i>cis</i> , <i>cis</i> -2,6-Dimethyl-2,4,6-octatriene					-24.0							
$C_{10}H_{16}N_2O_8$	Ethylenediaminetetraacetic acid	-1759.5											
$C_{10}H_{16}O$	Camphor, (\pm)	-319.4			271.2					-267.5			
$C_{10}H_{18}$	1,1'-Bicyclopentyl					-178.9							
$C_{10}H_{18}$	<i>cis</i> -Decahydronaphthalene					-219.4		265.0	232.0	-169.2			
$C_{10}H_{18}$	<i>trans</i> -Decahydronaphthalene					-230.6		264.9	228.5	-182.1			
$C_{10}H_{18}O_4$	Sebacic acid	-1082.6								-921.9			
$C_{10}H_{19}N$	Decanenitrile					-158.4				-91.5			
$C_{10}H_{20}$	1-Decene					-173.8		425.0	300.8	-123.3			
$C_{10}H_{20}$	<i>cis</i> -1,2-Di- <i>tert</i> -butylethene					-163.6							
$C_{10}H_{20}$	Butylcyclohexane					-263.1		345.0	271.0	-213.7			
$C_{10}H_{20}O_2$	Decanoic acid	-713.7				-684.3				-594.9			
$C_{10}H_{20}O_2$	Methyl nonanoate					-616.2				-554.2			
$C_{10}H_{21}NO_2$	1-Nitrodecane					-351.5							
$C_{10}H_{22}$	Decane					-300.9			314.4	-249.5			
$C_{10}H_{22}$	2-Methylnonane					-309.8		420.1	313.3	-260.2			
$C_{10}H_{22}$	5-Methylnonane					-307.9		423.8	314.4	-258.6			
$C_{10}H_{22}O$	1-Decanol					-478.1			370.6	-396.6			
$C_{10}H_{22}O$	Dipentyl ether								250.0				
$C_{10}H_{22}O$	Diisopentyl ether								379.0				
$C_{10}H_{22}O_2$	1,10-Decanediol	-678.9											
$C_{10}H_{22}O_2$	Ethylene glycol dibutyl ether								350.0				
$C_{10}H_{22}S$	1-Decanethiol	-309.9				-276.5		476.1	350.4	-211.5			

Molecular formula	Name	Crystal				Liquid				Gas			
		$\Delta_f H^\circ$ kJ/mol	$\Delta_f G^\circ$ kJ/mol	S° J/mol K	C_p J/mol K	$\Delta_f H^\circ$ kJ/mol	$\Delta_f G^\circ$ kJ/mol	S° J/mol K	C_p J/mol K	$\Delta_f H^\circ$ kJ/mol	$\Delta_f G^\circ$ kJ/mol	S° J/mol K	C_p J/mol K
$C_{10}H_{22}S$	Dipentyl sulfide					-266.4				-204.9			
$C_{10}H_{22}S$	Diisopentyl sulfide					-281.8				-221.5			
$C_{10}H_{23}N$	Octyldimethylamine					-232.8							
$C_{11}H_8O_2$	1-Naphthalenecarboxylic acid	-333.5								-223.1			
$C_{11}H_8O_2$	2-Naphthalenecarboxylic acid	-346.1								-232.5			
$C_{11}H_{10}$	1-Methylnaphthalene					56.3		254.8	224.4				
$C_{11}H_{10}$	2-Methylnaphthalene	44.9		220.0	196.0					106.7			
$C_{11}H_{12}N_2O_2$	L-Tryptophan	-415.3		251.0	238.1								
$C_{11}H_{14}$	1,1-Dimethylindan					-53.6				-1.6			
$C_{11}H_{16}$	1- <i>tert</i> -Butyl-3-methylbenzene					-109.7							
$C_{11}H_{16}$	1- <i>tert</i> -Butyl-4-methylbenzene					-109.7				-57.0			
$C_{11}H_{16}$	Pentamethylbenzene	-144.6								-67.2			
$C_{11}H_{20}$	Spiro[5.5]undecane					-244.5				-188.3			
$C_{11}H_{22}$	1-Undecene								344.9				
$C_{11}H_{22}O_2$	Methyl decanoate					-640.5				-573.8			
$C_{11}H_{24}$	Undecane					-327.2			344.9	-270.8			
$C_{11}H_{24}O$	1-Undecanol					-504.8							
$C_{12}F_{27}N$	Tris(perfluorobutyl)amine								418.4				
$C_{12}H_8$	Acenaphthylene	186.7			166.4					259.7			
$C_{12}H_{10}N_2$	Phenazine	237.0								328.8			
$C_{12}H_8O$	Dibenzofuran	-5.3								83.4			
$C_{12}H_8S$	Dibenzothiophene	120.0								205.1			
$C_{12}H_8S$	Thianthrene	182.0								286.0			
$C_{12}H_9N$	Carbazole	101.7								200.7			
$C_{12}H_{10}$	Acenaphthene	70.3		188.9	190.4					156.0			
$C_{12}H_{10}$	Biphenyl	99.4		209.4	198.4					181.4			
$C_{12}H_{10}N_2O$	<i>trans</i> -Azoxybenzene	243.4								342.0			
$C_{12}H_{10}N_2O$	<i>N</i> -Nitrosodiphenylamine	227.2											
$C_{12}H_{10}O$	Diphenyl ether	-32.1		233.9	216.6	-14.9				52.0			
$C_{12}H_{10}O_2$	1-Naphthaleneacetic acid	-359.2											
$C_{12}H_{10}O_2$	2-Naphthaleneacetic acid	-371.9											
$C_{12}H_{11}N$	Diphenylamine	130.2								219.3			
$C_{12}H_{11}N$	2-Aminobiphenyl	93.8								184.4			
$C_{12}H_{11}N$	4-Aminobiphenyl	81.0											
$C_{12}H_{12}N_2$	<i>p</i> -Benzidine	70.7											
$C_{12}H_{14}O_4$	Diethyl phthalate					-776.6		425.1	366.1	-688.4			
$C_{12}H_{16}$	Cyclohexylbenzene					-76.6				-16.7			
$C_{12}H_{17}NO_4$	Diethyl 3,5-dimethylpyrrole-2,4-dicarboxylate	-916.7											
$C_{12}H_{18}$	3,9-Dodecadiyne					197.8							
$C_{12}H_{18}$	5,7-Dodecadiyne					181.5							
$C_{12}H_{18}$	1- <i>tert</i> -Butyl-3,5-dimethylbenzene					-146.5							
$C_{12}H_{18}$	Hexamethylbenzene	-162.4		306.3	245.6					-77.4			
$C_{12}H_{22}$	Cyclohexylcyclohexane					-273.7				-215.7			
$C_{12}H_{22}O_4$	Dodecanedioic acid	-1130.0								-976.9			
$C_{12}H_{22}O_{11}$	Sucrose	-2226.1											
$C_{12}H_{22}O_{11}$	β -D-Lactose	-2236.7											
$C_{12}H_{24}$	1-Dodecene					-226.2		484.8	360.7	-165.4			
$C_{12}H_{24}O_2$	Dodecanoic acid	-774.6			404.3	-737.9				-642.0			
$C_{12}H_{24}O_2$	Methyl undecanoate					-665.2				-593.8			
$C_{12}H_{24}O_{12}$	α -Lactose monohydrate	-2484.1											
$C_{12}H_{25}Br$	1-Bromododecane					-344.7				-269.9			
$C_{12}H_{25}Cl$	1-Chlorododecane					-392.3				-321.1			
$C_{12}H_{26}$	Dodecane					-350.9			375.8	-289.4			
$C_{12}H_{26}O$	1-Dodecanol					-528.5			438.1	-436.6			
$C_{12}H_{26}O_3$	Diethylene glycol dibutyl ether								452.0				
$C_{12}H_{27}N$	Tributylamine					-281.6							
$C_{12}H_{27}O_4P$	Tributyl phosphate								379.4				
$C_{13}H_8O_2$	Xanthone	-191.5											
$C_{13}H_9N$	Acridine	179.4								273.9			
$C_{13}H_9N$	Phenanthridine	141.9								240.5			
$C_{13}H_9N$	Benzo[f]quinoline	150.6								233.7			
$C_{13}H_{10}$	9 <i>H</i> -Fluorene	89.9		207.3	203.1					175.0			173.1
$C_{13}H_{10}N_2$	9-Acridinamine	159.2											
$C_{13}H_{10}O$	Benzophenone	-34.5			224.8					54.9			
$C_{13}H_{11}N$	9-Methyl-9 <i>H</i> -carbazole	105.5								201.0			
$C_{13}H_{12}$	Diphenylmethane	71.5		239.3		89.7				139.0			

Molecular formula	Name	Crystal				Liquid				Gas			
		$\Delta_f H^\circ$ kJ/mol	$\Delta_f G^\circ$ kJ/mol	S° J/mol K	C_p J/mol K	$\Delta_f H^\circ$ kJ/mol	$\Delta_f G^\circ$ kJ/mol	S° J/mol K	C_p J/mol K	$\Delta_f H^\circ$ kJ/mol	$\Delta_f G^\circ$ kJ/mol	S° J/mol K	C_p J/mol K
$C_{13}H_{13}N$	<i>N</i> -Benzylaniline	101.4											
$C_{13}H_{11}N_2$	4,4'-Diaminodiphenylmethane				270.9								
$C_{13}H_{24}O_4$	Tridecanedioic acid	-1148.3											
$C_{13}H_{26}$	1-Tridecene								391.8				
$C_{13}H_{26}O_2$	Methyl dodecanoate					-693.0				-614.9			
$C_{13}H_{28}$	Tridecane								406.7				
$C_{13}H_{28}O$	1-Tridecanol	-599.4											
$C_{14}H_8O_2$	9,10-Anthracenedione	-188.5								-75.7			
$C_{14}H_8O_2$	9,10-Phenanthrenedione	-154.7								-46.6			
$C_{14}H_8O_4$	1,4-Dihydroxy-9,10-anthracenedione	-595.8								-471.7			
$C_{14}H_{10}$	Anthracene	129.2		207.5	210.5					230.9			
$C_{14}H_{10}$	Phenanthrene	116.2		215.1	220.6					207.5			
$C_{14}H_{10}$	Diphenylacetylene	312.4			225.9								
$C_{14}H_{10}O_2$	Benzil	-153.9								-55.5			
$C_{14}H_{10}O_4$	Benzoyl peroxide	-369.4								-281.7			
$C_{14}H_{12}$	<i>cis</i> -Stilbene					183.3				252.3			
$C_{14}H_{12}$	<i>trans</i> -Stilbene	136.9								236.1			
$C_{14}H_{14}$	1,1-Diphenylethane					48.7							
$C_{14}H_{14}$	1,2-Diphenylethane	51.5								142.9			
$C_{14}H_{22}$	1,3-Di- <i>tert</i> -butylbenzene					-188.8							
$C_{14}H_{22}$	1,4-Di- <i>tert</i> -butylbenzene	-212.0											
$C_{14}H_{23}N_3O_{10}$	Pentetic acid	-2225.2											
$C_{14}H_{27}N$	Tetradecanenitrile					-260.2				-174.9			
$C_{14}H_{28}O_2$	Tetradecanoic acid	-833.5			432.0	-788.8				-693.7			
$C_{14}H_{28}O_2$	Methyl tridecanoate					-717.9				-635.3			
$C_{14}H_{30}O$	1-Tetradecanol	-629.6			388.0	-580.6							
$C_{15}H_{16}O_2$	2,2-Bis(4-hydroxyphenyl)propane	-368.6											
$C_{15}H_{24}$	1,3-Di- <i>tert</i> -butyl-5-methylbenzene	-245.8											
$C_{15}H_{24}O$	2,6-Di- <i>tert</i> -butyl-4-methylphenol	-410.0								-296.9			
$C_{15}H_{30}$	Decylcyclopentane					-367.3							
$C_{15}H_{30}O_2$	Pentadecanoic acid	-861.7			443.3	-811.7				-699.0			
$C_{15}H_{30}O_2$	Methyl tetradecanoate					-743.9				-656.9			
$C_{15}H_{32}O$	1-Pentadecanol	-658.2											
$C_{16}H_{10}$	Fluoranthene	189.9		230.6	230.2					289.0			
$C_{16}H_{10}$	Pyrene	125.5		224.9	229.7					225.7			
$C_{16}H_{22}O_4$	Dibutyl phthalate					-842.6				-750.9			
$C_{16}H_{22}O_{11}$	α -D-Glucose pentaacetate	-2249.4											
$C_{16}H_{22}O_{11}$	β -D-Glucose pentaacetate	-2232.6											
$C_{16}H_{26}$	Decylbenzene					-218.3				-138.6			
$C_{16}H_{32}$	1-Hexadecene					-328.7		587.9	488.9	-248.4			
$C_{16}H_{32}O_2$	Hexadecanoic acid	-891.5		452.4	460.7	-838.1				-737.1			
$C_{16}H_{32}O_2$	Methyl pentadecanoate					-771.0				-680.0			
$C_{16}H_{33}Br$	1-Bromohexadecane					-444.5				-350.2			
$C_{16}H_{34}$	Hexadecane					-456.1			501.6	-374.8			
$C_{16}H_{34}O$	1-Hexadecanol	-686.5			422.0					-517.0			
$C_{16}H_{36}IN$	Tetrabutylammonium iodide	-498.6											
$C_{17}H_{34}O_2$	Heptadecanoic acid	-924.4			475.7	-865.6							
$C_{18}H_{12}$	Benz[a]anthracene	170.8								293.0			
$C_{18}H_{12}$	Chrysene	145.3								269.8			
$C_{18}H_{14}$	<i>o</i> -Terphenyl			298.8	274.8			337.1	369.1				
$C_{18}H_{14}$	<i>p</i> -Terphenyl	163.0		285.6	278.7					279.0			
$C_{18}H_{15}N$	Triphenylamine	234.7								326.8			
$C_{18}H_{15}O_4P$	Triphenyl phosphate			397.5	356.2								
$C_{18}H_{15}P$	Triphenylphosphine				312.5								
$C_{18}H_{30}$	1,3,5-Tri- <i>tert</i> -butylbenzene	-320.0											
$C_{18}H_{34}O_2$	Oleic acid								577.0				
$C_{18}H_{34}O_4$	Dibutyl sebacate								619.0				
$C_{18}H_{36}O_2$	Stearic acid	-947.7			501.5	-884.7				-781.2			
$C_{18}H_{37}Cl$	1-Chlorooctadecane					-544.1				-446.0			
$C_{18}H_{38}$	Octadecane	-567.4		480.2	485.6					-414.6			
$C_{18}H_{39}N$	Trihexylamine					-433.0							
$C_{19}H_{16}O$	Triphenylmethanol	-2.5											
$C_{19}H_{36}O_2$	Methyl oleate					-734.5				-649.9			
$C_{19}H_{36}O_2$	Methyl <i>trans</i> -9-octadecenoate					-737.0							
$C_{20}H_{12}$	Perylene	182.8		264.6	274.9								
$C_{20}H_{12}$	Benzo[a]pyrene												254.8

Molecular formula	Name	Crystal				Liquid				Gas			
		$\Delta_f H^\circ$ kJ/mol	$\Delta_f G^\circ$ kJ/mol	S° J/mol K	C_p° J/mol K	$\Delta_f H^\circ$ kJ/mol	$\Delta_f G^\circ$ kJ/mol	S° J/mol K	C_p° J/mol K	$\Delta_f H^\circ$ kJ/mol	$\Delta_f G^\circ$ kJ/mol	S° J/mol K	C_p° J/mol K
$C_{20}H_{14}O_4$	Diphenyl phthalate	-489.2											
$C_{20}H_{38}O_2$	Ethyl oleate					-775.8							
$C_{20}H_{38}O_2$	Ethyl <i>trans</i> -9-octadecenoate					-773.3							
$C_{20}H_{40}O_2$	Eicosanoic acid	-1011.9			545.1	-940.0				-812.4			
$C_{21}H_{21}O_4P$	Tri- <i>o</i> -cresyl phosphate			570.0	578.0								
$C_{22}H_{14}$	Dibenz[a,h]anthracene												283.9
$C_{22}H_{42}O_2$	<i>trans</i> -13-Docosenoic acid	-960.7											
$C_{22}H_{42}O_2$	Butyl oleate					-816.9							
$C_{22}H_{44}O_2$	Butyl stearate												
$C_{24}H_{38}O_4$	Bis(2-ethylhexyl) phthalate								704.7				
$C_{24}H_{51}N$	Trioctylamine					-585.0							
$C_{26}H_{18}$	9,10-Diphenylanthracene	308.7								465.6			
$C_{26}H_{54}$	5-Butyldocosane					-713.5				-587.6			
$C_{26}H_{54}$	11-Butyldocosane					-716.0				-593.4			
$C_{28}H_{18}$	9,9'-Bianthracene	326.2								454.3			
$C_{31}H_{64}$	11-Decylheneicosane					-848.0				-705.8			
$C_{32}H_{66}$	Dotriacontane	-968.3								-697.2			
C_{60}	Carbon (fullerene- C_{60})	2327.0	2302.0	426.0	520.0					2502.0	2442.0	544.0	512.0
C_{70}	Carbon (fullerene- C_{70})	2555.0	2537.0	464.0	650.0					2755.0	2692.0	614.0	585.0

THERMODYNAMIC PROPERTIES AS A FUNCTION OF TEMPERATURE

L. V. Gurvich, V. S. Iorish, V. S. Yungman, and O. V. Dorofeeva

The thermodynamic properties $C_p^\circ(T)$, $S^\circ(T)$, $H^\circ(T)-H^\circ(T_r)$, $-[G^\circ(T)-H^\circ(T_r)]/T$ and formation properties $\Delta_f H^\circ(T)$, $\Delta_f G^\circ(T)$, $\log K_f^\circ(T)$ are tabulated as functions of temperature in the range 298.15 to 1500 K for 80 substances in the standard state. The reference temperature, T_r , is equal to 298.15 K. The standard state pressure is taken as 1 bar (100,000 Pa). The tables are presented in the JANAF Thermochemical Tables format (Reference 2). The numerical data are extracted from IVTANTHERMO databases except for C_2H_4O , C_3H_6O , C_6H_6 , C_6H_6O , $C_{10}H_8$, and CH_5N , which

are based upon TRC Tables. See the references for information on standard states and other details.

References

1. Gurvich, L. V., Veyts, I. V., and Alcock, C. B., Eds., *Thermodynamic Properties of Individual Substances*, 4th ed., Hemisphere Publishing Corp., New York, 1989.
2. Chase, M. W., et al., *JANAF Thermochemical Tables*, 3rd ed., *J. Phys. Chem. Ref. Data*, 14, Suppl. 1, 1985.

Order of Listing of Tables

No.	Formula	Name	State	No.	Formula	Name	State
1	Ar	Argon	g	42	CuCl ₂	Copper dichloride	g
2	Br	Bromine	g	43	F	Fluorine	g
3	Br ₂	Dibromine	g	44	F ₂	Difluorine	g
4	BrH	Hydrogen bromide	g	45	FH	Hydrogen fluoride	g
5	C	Carbon (graphite)	cr	46	Ge	Germanium	cr, l
6	C	Carbon (diamond)	cr	47	Ge	Germanium	g
7	C ₂	Dicarbon	g	48	GeO ₂	Germanium dioxide	cr, l
8	C ₃	Tricarbon	g	49	GeCl ₄	Germanium tetrachloride	g
9	CO	Carbon oxide	g	50	H	Hydrogen	g
10	CO ₂	Carbon dioxide	g	51	H ₂	Dihydrogen	g
11	CH ₄	Methane	g	52	HO	Hydroxyl	g
12	C ₂ H ₂	Acetylene	g	53	H ₂ O	Water	l
13	C ₂ H ₄	Ethylene	g	54	H ₂ O	Water	g
14	C ₂ H ₆	Ethane	g	55	I	Iodine	g
15	C ₃ H ₆	Cyclopropane	g	56	I ₂	Diiodine	cr, l
16	C ₃ H ₈	Propane	g	57	I ₂	Diiodine	g
17	C ₆ H ₆	Benzene	l	58	IH	Hydrogen iodide	g
18	C ₆ H ₆	Benzene	g	59	K	Potassium	cr, l
19	C ₁₀ H ₈	Naphthalene	cr, l	60	K	Potassium	g
20	C ₁₀ H ₈	Naphthalene	g	61	K ₂ O	Dipotassium oxide	cr, l
21	CH ₂ O	Formaldehyde	g	62	KOH	Potassium hydroxide	cr, l
22	CH ₄ O	Methanol	g	63	KOH	Potassium hydroxide	g
23	C ₂ H ₄ O	Acetaldehyde	g	64	KCl	Potassium chloride	cr, l
24	C ₂ H ₆ O	Ethanol	g	65	KCl	Potassium chloride	g
25	C ₂ H ₄ O ₂	Acetic acid	g	66	N ₂	Dinitrogen	g
26	C ₃ H ₆ O	Acetone	g	67	NO	Nitric oxide	g
27	C ₆ H ₆ O	Phenol	g	68	NO ₂	Nitrogen dioxide	g
28	CF ₄	Carbon tetrafluoride	g	69	NH ₃	Ammonia	g
29	CHF ₃	Trifluoromethane	g	70	O	Oxygen	g
30	CClF ₃	Chlorotrifluoromethane	g	71	O ₂	Dioxygen	g
31	CCl ₂ F ₂	Dichlorodifluoromethane	g	72	S	Sulfur	cr, l
32	CHClF ₂	Chlorodifluoromethane	g	73	S	Sulfur	g
33	CH ₅ N	Methylamine	g	74	S ₂	Disulfur	g
34	Cl	Chlorine	g	75	S ₈	Octasulfur	g
35	Cl ₂	Dichlorine	g	76	SO ₂	Sulfur dioxide	g
36	ClH	Hydrogen chloride	g	77	Si	Silicon	cr
37	Cu	Copper	cr, l	78	Si	Silicon	g
38	Cu	Copper	g	79	SiO ₂	Silicon dioxide	cr
39	CuO	Copper oxide	cr	80	SiCl ₄	Silicon tetrachloride	g
40	Cu ₂ O	Dicopper oxide	cr				
41	CuCl ₂	Copper dichloride	cr, l				

T/K	J/Kmol			kJ/mol			Log K_f
	C_p°	S°	$-(G^\circ-H^\circ(T_f))/T$	$H^\circ-H^\circ(T_f)$	$\Delta_f H^\circ$	$\Delta_f G^\circ$	
1. ARGON Ar (g)							
298.15	20.786	154.845	154.845	0.000	0.000	0.000	0.000
300	20.786	154.973	154.845	0.038	0.000	0.000	0.000
400	20.786	160.953	155.660	2.117	0.000	0.000	0.000
500	20.786	165.591	157.200	4.196	0.000	0.000	0.000
600	20.786	169.381	158.924	6.274	0.000	0.000	0.000
700	20.786	172.585	160.653	8.353	0.000	0.000	0.000
800	20.786	175.361	162.322	10.431	0.000	0.000	0.000
900	20.786	177.809	163.909	12.510	0.000	0.000	0.000
1000	20.786	179.999	165.410	14.589	0.000	0.000	0.000
1100	20.786	181.980	166.828	16.667	0.000	0.000	0.000
1200	20.786	183.789	168.167	18.746	0.000	0.000	0.000
1300	20.786	185.453	169.434	20.824	0.000	0.000	0.000
1400	20.786	186.993	170.634	22.903	0.000	0.000	0.000
1500	20.786	188.427	171.773	24.982	0.000	0.000	0.000
2. BROMINE Br (g)							
298.15	20.786	175.017	175.017	0.000	111.870	82.379	-14.432
300	20.786	175.146	175.018	0.038	111.838	82.196	-14.311
400	20.787	181.126	175.833	2.117	96.677	75.460	-9.854
500	20.798	185.765	177.373	4.196	96.910	70.129	-7.326
600	20.833	189.559	179.097	6.277	97.131	64.752	-5.637
700	20.908	192.776	180.827	8.364	97.348	59.338	-4.428
800	21.027	195.575	182.499	10.461	97.568	53.893	-3.519
900	21.184	198.061	184.093	12.571	97.796	48.420	-2.810
1000	21.365	200.302	185.604	14.698	98.036	42.921	-2.242
1100	21.559	202.347	187.034	16.844	98.291	37.397	-1.776
1200	21.752	204.231	188.390	19.010	98.560	31.850	-1.386
1300	21.937	205.980	189.676	21.195	98.844	26.279	-1.056
1400	22.107	207.612	190.900	23.397	99.141	20.686	-0.772
1500	22.258	209.142	192.065	25.615	99.449	15.072	-0.525
3. DIBROMINE Br ₂ (g)							
298.15	36.057	245.467	245.467	0.000	30.910	3.105	-0.544
300	36.074	245.690	245.468	0.067	30.836	2.933	-0.511
332.25	36.340	249.387	245.671	1.235		pressure = 1 bar	
400	36.729	256.169	246.892	3.711	0.000	0.000	0.000
500	37.082	264.406	249.600	7.403	0.000	0.000	0.000
600	37.305	271.188	252.650	11.123	0.000	0.000	0.000
700	37.464	276.951	255.720	14.862	0.000	0.000	0.000
800	37.590	281.962	258.694	18.615	0.000	0.000	0.000
900	37.697	286.396	261.530	22.379	0.000	0.000	0.000
1000	37.793	290.373	264.219	26.154	0.000	0.000	0.000
1100	37.883	293.979	266.763	29.938	0.000	0.000	0.000
1200	37.970	297.279	269.170	33.730	0.000	0.000	0.000
1300	38.060	300.322	271.451	37.532	0.000	0.000	0.000
1400	38.158	303.146	273.615	41.343	0.000	0.000	0.000
1500	38.264	305.782	275.673	45.164	0.000	0.000	0.000
4. HYDROGEN BROMIDE HBr (g)							
298.15	29.141	198.697	198.697	0.000	-36.290	-53.360	9.348
300	29.141	198.878	198.698	0.054	-36.333	-53.466	9.309
400	29.220	207.269	199.842	2.971	-52.109	-55.940	7.305
500	29.454	213.811	202.005	5.903	-52.484	-56.854	5.939
600	29.872	219.216	204.436	8.868	-52.844	-57.694	5.023
700	30.431	223.861	206.886	11.882	-53.168	-58.476	4.363
800	31.063	227.965	209.269	14.957	-53.446	-59.214	3.866
900	31.709	231.661	211.555	18.095	-53.677	-59.921	3.478
1000	32.335	235.035	213.737	21.298	-53.864	-60.604	3.166
1100	32.919	238.145	215.816	24.561	-54.012	-61.271	2.909

T/K	J/Kmol			kJ/mol			Log K_f
	C_p°	S°	$-(G^\circ - H^\circ(T_r))/T$	$H^\circ - H^\circ(T_r)$	$\Delta_f H^\circ$	$\Delta_f G^\circ$	
1200	33.454	241.032	217.799	27.880	-54.129	-61.925	2.696
1300	33.938	243.729	219.691	31.250	-54.220	-62.571	2.514
1400	34.374	246.261	221.499	34.666	-54.291	-63.211	2.358
1500	34.766	248.646	223.230	38.123	-54.348	-63.846	2.223
5. CARBON (GRAPHITE) C (cr; graphite)							
298.15	8.536	5.740	5.740	0.000	0.000	0.000	0.000
300	8.610	5.793	5.740	0.016	0.000	0.000	0.000
400	11.974	8.757	6.122	1.054	0.000	0.000	0.000
500	14.537	11.715	6.946	2.385	0.000	0.000	0.000
600	16.607	14.555	7.979	3.945	0.000	0.000	0.000
700	18.306	17.247	9.113	5.694	0.000	0.000	0.000
800	19.699	19.785	10.290	7.596	0.000	0.000	0.000
900	20.832	22.173	11.479	9.625	0.000	0.000	0.000
1000	21.739	24.417	12.662	11.755	0.000	0.000	0.000
1100	22.452	26.524	13.827	13.966	0.000	0.000	0.000
1200	23.000	28.502	14.968	16.240	0.000	0.000	0.000
1300	23.409	30.360	16.082	18.562	0.000	0.000	0.000
1400	23.707	32.106	17.164	20.918	0.000	0.000	0.000
1500	23.919	33.749	18.216	23.300	0.000	0.000	0.000
6. CARBON (DIAMOND) C (cr; diamond)							
298.15	6.109	2.362	2.362	0.000	1.850	2.857	-0.501
300	6.201	2.400	2.362	0.011	1.846	2.863	-0.499
400	10.321	4.783	2.659	0.850	1.645	3.235	-0.422
500	13.404	7.431	3.347	2.042	1.507	3.649	-0.381
600	15.885	10.102	4.251	3.511	1.415	4.087	-0.356
700	17.930	12.709	5.274	5.205	1.361	4.537	-0.339
800	19.619	15.217	6.361	7.085	1.338	4.993	-0.326
900	21.006	17.611	7.479	9.118	1.343	5.450	-0.316
1000	22.129	19.884	8.607	11.277	1.372	5.905	-0.308
1100	23.020	22.037	9.731	13.536	1.420	6.356	-0.302
1200	23.709	24.071	10.842	15.874	1.484	6.802	-0.296
1300	24.222	25.990	11.934	18.272	1.561	7.242	-0.291
1400	24.585	27.799	13.003	20.714	1.646	7.675	-0.286
1500	24.824	29.504	14.047	23.185	1.735	8.103	-0.282
7. DICARBON C ₂ (g)							
298.15	43.548	197.095	197.095	0.000	830.457	775.116	-135.795
300	43.575	197.365	197.096	0.081	830.506	774.772	-134.898
400	42.169	209.809	198.802	4.403	832.751	755.833	-98.700
500	39.529	218.924	201.959	8.483	834.170	736.423	-76.933
600	37.837	225.966	205.395	12.342	834.909	716.795	-62.402
700	36.984	231.726	208.758	16.078	835.148	697.085	-52.016
800	36.621	236.637	211.943	19.755	835.020	677.366	-44.227
900	36.524	240.943	214.931	23.411	834.618	657.681	-38.170
1000	36.569	244.793	217.728	27.065	834.012	638.052	-33.328
1100	36.696	248.284	220.349	30.728	833.252	618.492	-29.369
1200	36.874	251.484	222.812	34.406	832.383	599.006	-26.074
1300	37.089	254.444	225.133	38.104	831.437	579.596	-23.288
1400	37.329	257.201	227.326	41.824	830.445	560.261	-20.903
1500	37.589	259.785	229.405	45.570	829.427	540.997	-18.839
8. TRICARBON C ₃ (g)							
298.15	42.202	237.611	237.611	0.000	839.958	774.249	-135.643
300	42.218	237.872	237.611	0.078	839.989	773.841	-134.736
400	43.383	250.164	239.280	4.354	841.149	751.592	-98.147
500	44.883	260.003	242.471	8.766	841.570	729.141	-76.172
600	46.406	268.322	246.104	13.331	841.453	706.659	-61.519
700	47.796	275.582	249.807	18.042	840.919	684.230	-51.057
800	48.997	282.045	253.440	22.884	840.053	661.901	-43.217

T/K	J/Kmol			kJ/mol			Log K_f
	C_p°	S°	$-(G^\circ - H^\circ(T_r))/T$	$H^\circ - H^\circ(T_r)$	$\Delta_f H^\circ$	$\Delta_f G^\circ$	
900	50.006	287.876	256.948	27.835	838.919	639.698	-37.127
1000	50.844	293.189	260.310	32.879	837.572	617.633	-32.261
1100	51.535	298.069	263.524	37.999	836.059	595.711	-28.288
1200	52.106	302.578	266.593	43.182	834.420	573.933	-24.982
1300	52.579	306.768	269.524	48.417	832.690	552.295	-22.191
1400	52.974	310.679	272.326	53.695	830.899	530.793	-19.804
1500	53.307	314.346	275.006	59.010	829.068	509.421	-17.739
9. CARBON OXIDE CO (g)							
298.15	29.141	197.658	197.658	0.000	-110.530	-137.168	24.031
300	29.142	197.838	197.659	0.054	-110.519	-137.333	23.912
400	29.340	206.243	198.803	2.976	-110.121	-146.341	19.110
500	29.792	212.834	200.973	5.930	-110.027	-155.412	16.236
600	30.440	218.321	203.419	8.941	-110.157	-164.480	14.319
700	31.170	223.067	205.895	12.021	-110.453	-173.513	12.948
800	31.898	227.277	208.309	15.175	-110.870	-182.494	11.915
900	32.573	231.074	210.631	18.399	-111.378	-191.417	11.109
1000	33.178	234.538	212.851	21.687	-111.952	-200.281	10.461
1100	33.709	237.726	214.969	25.032	-112.573	-209.084	9.928
1200	34.169	240.679	216.990	28.426	-113.228	-217.829	9.482
1300	34.568	243.430	218.920	31.864	-113.904	-226.518	9.101
1400	34.914	246.005	220.763	35.338	-114.594	-235.155	8.774
1500	35.213	248.424	222.527	38.845	-115.291	-243.742	8.488
10. CARBON DIOXIDE CO ₂ (g)							
298.15	37.135	213.783	213.783	0.000	-393.510	-394.373	69.092
300	37.220	214.013	213.784	0.069	-393.511	-394.379	68.667
400	41.328	225.305	215.296	4.004	-393.586	-394.656	51.536
500	44.627	234.895	218.280	8.307	-393.672	-394.914	41.256
600	47.327	243.278	221.762	12.909	-393.791	-395.152	34.401
700	49.569	250.747	225.379	17.758	-393.946	-395.367	29.502
800	51.442	257.492	228.978	22.811	-394.133	-395.558	25.827
900	53.008	263.644	232.493	28.036	-394.343	-395.724	22.967
1000	54.320	269.299	235.895	33.404	-394.568	-395.865	20.678
1100	55.423	274.529	239.172	38.893	-394.801	-395.984	18.803
1200	56.354	279.393	242.324	44.483	-395.035	-396.081	17.241
1300	57.144	283.936	245.352	50.159	-395.265	-396.159	15.918
1400	57.818	288.196	248.261	55.908	-395.488	-396.219	14.783
1500	58.397	292.205	251.059	61.719	-395.702	-396.264	13.799
11. METHANE CH ₄ (g)							
298.15	35.695	186.369	186.369	0.000	-74.600	-50.530	8.853
300	35.765	186.590	186.370	0.066	-74.656	-50.381	8.772
400	40.631	197.501	187.825	3.871	-77.703	-41.827	5.462
500	46.627	207.202	190.744	8.229	-80.520	-32.525	3.398
600	52.742	216.246	194.248	13.199	-82.969	-22.690	1.975
700	58.603	224.821	198.008	18.769	-85.023	-12.476	0.931
800	64.084	233.008	201.875	24.907	-86.693	-1.993	0.130
900	69.137	240.852	205.773	31.571	-88.006	8.677	-0.504
1000	73.746	248.379	209.660	38.719	-88.996	19.475	-1.017
1100	77.919	255.607	213.511	46.306	-89.698	30.358	-1.442
1200	81.682	262.551	217.310	54.289	-90.145	41.294	-1.797
1300	85.067	269.225	221.048	62.630	-90.367	52.258	-2.100
1400	88.112	275.643	224.720	71.291	-90.390	63.231	-2.359
1500	90.856	281.817	228.322	80.242	-90.237	74.200	-2.584
12. ACETYLENE C ₂ H ₂ (g)							
298.15	44.036	200.927	200.927	0.000	227.400	209.879	-36.769
300	44.174	201.199	200.927	0.082	227.397	209.770	-36.524
400	50.388	214.814	202.741	4.829	227.161	203.928	-26.630
500	54.751	226.552	206.357	10.097	226.846	198.154	-20.701

T/K	J/Kmol			kJ/mol			Log K_f
	C_p°	S°	$-(G^\circ - H^\circ(T_r))/T$	$H^\circ - H^\circ(T_r)$	$\Delta_f H^\circ$	$\Delta_f G^\circ$	
600	58.121	236.842	210.598	15.747	226.445	192.452	-16.754
700	60.970	246.021	215.014	21.704	225.968	186.823	-13.941
800	63.511	254.331	219.418	27.931	225.436	181.267	-11.835
900	65.831	261.947	223.726	34.399	224.873	175.779	-10.202
1000	67.960	268.995	227.905	41.090	224.300	170.355	-8.898
1100	69.909	275.565	231.942	47.985	223.734	164.988	-7.835
1200	71.686	281.725	235.837	55.067	223.189	159.672	-6.950
1300	73.299	287.528	239.592	62.317	222.676	154.400	-6.204
1400	74.758	293.014	243.214	69.721	222.203	149.166	-5.565
1500	76.077	298.218	246.709	77.264	221.774	143.964	-5.013
13. ETHYLENE C_2H_4 (g)							
298.15	42.883	219.316	219.316	0.000	52.400	68.358	-11.976
300	43.059	219.582	219.317	0.079	52.341	68.457	-11.919
400	53.045	233.327	221.124	4.881	49.254	74.302	-9.703
500	62.479	246.198	224.864	10.667	46.533	80.887	-8.450
600	70.673	258.332	229.441	17.335	44.221	87.982	-7.659
700	77.733	269.770	234.393	24.764	42.278	95.434	-7.121
800	83.868	280.559	239.496	32.851	40.655	103.142	-6.734
900	89.234	290.754	244.630	41.512	39.310	111.036	-6.444
1000	93.939	300.405	249.730	50.675	38.205	119.067	-6.219
1100	98.061	309.556	254.756	60.280	37.310	127.198	-6.040
1200	101.670	318.247	259.688	70.271	36.596	135.402	-5.894
1300	104.829	326.512	264.513	80.599	36.041	143.660	-5.772
1400	107.594	334.384	269.225	91.223	35.623	151.955	-5.669
1500	110.018	341.892	273.821	102.107	35.327	160.275	-5.581
14. ETHANE C_2H_6 (g)							
298.15	52.487	229.161	229.161	0.000	-84.000	-32.015	5.609
300	52.711	229.487	229.162	0.097	-84.094	-31.692	5.518
400	65.459	246.378	231.379	5.999	-88.988	-13.473	1.759
500	77.941	262.344	235.989	13.177	-93.238	5.912	-0.618
600	89.188	277.568	241.660	21.545	-96.779	26.086	-2.271
700	99.136	292.080	247.835	30.972	-99.663	46.800	-3.492
800	107.936	305.904	254.236	41.334	-101.963	67.887	-4.433
900	115.709	319.075	260.715	52.525	-103.754	89.231	-5.179
1000	122.552	331.628	267.183	64.445	-105.105	110.750	-5.785
1100	128.553	343.597	273.590	77.007	-106.082	132.385	-6.286
1200	133.804	355.012	279.904	90.131	-106.741	154.096	-6.708
1300	138.391	365.908	286.103	103.746	-107.131	175.850	-7.066
1400	142.399	376.314	292.178	117.790	-107.292	197.625	-7.373
1500	145.905	386.260	298.121	132.209	-107.260	219.404	-7.640
15. CYCLOPROPANE C_3H_6 (g)							
298.15	55.571	237.488	237.488	0.000	53.300	104.514	-18.310
300	55.941	237.832	237.489	0.103	53.195	104.832	-18.253
400	76.052	256.695	239.924	6.708	47.967	122.857	-16.043
500	93.859	275.637	245.177	15.230	43.730	142.091	-14.844
600	108.542	294.092	251.801	25.374	40.405	162.089	-14.111
700	120.682	311.763	259.115	36.854	37.825	182.583	-13.624
800	130.910	328.564	266.755	49.447	35.854	203.404	-13.281
900	139.658	344.501	274.516	62.987	34.384	224.441	-13.026
1000	147.207	359.616	282.277	77.339	33.334	245.618	-12.830
1100	153.749	373.961	289.965	92.395	32.640	266.883	-12.673
1200	159.432	387.588	297.538	108.060	32.249	288.197	-12.545
1300	164.378	400.549	304.967	124.257	32.119	309.533	-12.437
1400	168.689	412.892	312.239	140.915	32.215	330.870	-12.345
1500	172.453	424.662	319.344	157.976	32.507	352.193	-12.264
16. PROPANE C_3H_8 (g)							
298.15	73.597	270.313	270.313	0.000	-103.847	-23.458	4.110

T/K	J/Kmol			kJ/mol			Log K_f
	C_p°	S°	$-(G^\circ - H^\circ(T_r))/T$	$H^\circ - H^\circ(T_r)$	$\Delta_f H^\circ$	$\Delta_f G^\circ$	
300	73.931	270.769	270.314	0.136	-103.972	-22.959	3.997
400	94.014	294.739	273.447	8.517	-110.33	15.029	-0.657
500	112.591	317.768	280.025	18.872	-115.658	34.507	-3.605
600	128.700	339.753	288.162	30.955	-119.973	64.961	-5.655
700	142.674	360.668	297.039	44.540	-123.384	96.065	-7.168
800	154.766	380.528	306.245	59.427	-126.016	127.603	-8.331
900	165.352	399.381	315.555	75.444	-127.982	159.430	-9.253
1000	174.598	417.293	324.841	92.452	-129.380	191.444	-10.000
1100	182.673	434.321	334.026	110.325	-130.296	223.574	-10.617
1200	189.745	450.526	343.064	128.954	-130.802	255.770	-11.133
1300	195.853	465.961	351.929	148.241	-130.961	287.993	-11.572
1400	201.209	480.675	360.604	168.100	-130.829	320.217	-11.947
1500	205.895	494.721	369.080	188.460	-130.445	352.422	-12.272
17. BENZENE C_6H_6 (l)							
298.15	135.950	173.450	173.450	0.000	49.080	124.521	-21.815
300	136.312	174.292	173.453	.252	49.077	124.989	-21.762
400	161.793	216.837	179.082	15.102	48.978	150.320	-19.630
500	207.599	257.048	190.639	33.204	50.330	175.559	-18.340
18. BENZENE C_6H_6 (g)							
298.15	82.430	269.190	269.190	0.000	82.880	129.750	-22.731
300	83.020	269.700	269.190	0.153	82.780	130.040	-22.641
400	113.510	297.840	272.823	10.007	77.780	146.570	-19.140
500	139.340	326.050	280.658	22.696	73.740	164.260	-17.160
600	160.090	353.360	290.517	37.706	70.490	182.680	-15.903
700	176.790	379.330	301.360	54.579	67.910	201.590	-15.042
800	190.460	403.860	312.658	72.962	65.910	220.820	-14.418
900	201.840	426.970	324.084	92.597	64.410	240.280	-13.945
1000	211.430	448.740	335.473	113.267	63.340	259.890	-13.575
1100	219.580	469.280	346.710	134.827	62.620	277.640	-13.184
1200	226.540	488.690	357.743	157.137	62.200	299.320	-13.029
1300	232.520	507.070	368.534	180.097	62.000	319.090	-12.821
1400	237.680	524.490	379.056	203.607	61.990	338.870	-12.643
1500	242.140	541.040	389.302	227.607	62.110	358.640	-12.489
19. NAPHTHALENE $C_{10}H_8$ (cr, l)							
298.15	165.720	167.390	167.390	0.000	78.530	201.585	-35.316
300	167.001	168.419	167.393	0.308	78.466	202.349	-35.232
353.43	208.722	198.948	169.833	10.290	96.099	224.543	-33.186
PHASE TRANSITION: $\Delta_{tr} H = 18.980$ kJ/mol, $\Delta_{tr} S = 53.702$ J/Kmol, cr-l							
353.43	217.200	252.650	169.833	29.270	96.099	224.543	-33.186
400	241.577	280.916	181.124	39.917	96.067	241.475	-31.533
470	276.409	322.712	199.114	58.091	97.012	266.859	-29.658
20. NAPHTHALENE $C_{10}H_8$ (g)							
298.15	131.920	333.150	333.150	0.000	150.580	224.100	-39.260
300	132.840	333.970	333.157	0.244	150.450	224.560	-39.098
400	180.070	378.800	338.950	15.940	144.190	250.270	-32.681
500	219.740	423.400	351.400	36.000	139.220	277.340	-28.973
600	251.530	466.380	367.007	59.624	135.350	305.330	-26.581
700	277.010	507.140	384.146	86.096	132.330	333.950	-24.919
800	297.730	545.520	401.935	114.868	130.050	362.920	-23.696
900	314.850	581.610	419.918	145.523	128.430	392.150	-22.759
1000	329.170	615.550	437.806	177.744	127.510	421.700	-22.027
1100	341.240	647.500	455.426	211.281	127.100	450.630	-21.398
1200	351.500	677.650	472.707	245.932	126.960	480.450	-20.913
1300	360.260	706.130	489.568	281.531	127.060	509.770	-20.482
1400	367.780	733.110	506.009	317.941	127.390	539.740	-20.137
1500	374.270	758.720	522.019	355.051	127.920	568.940	-19.812

T/K	J/Kmol			kJ/mol			Log K_f
	C_p°	S°	$-(G^\circ-H^\circ(T_f))/T$	$H^\circ-H^\circ(T_f)$	$\Delta_f H^\circ$	$\Delta_f G^\circ$	
21. FORMALDEHYDE $\text{H}_2\text{CO (g)}$							
298.15	35.387	218.760	218.760	0.000	-108.700	-102.667	17.987
300	35.443	218.979	218.761	0.066	-108.731	-102.630	17.869
400	39.240	229.665	220.192	3.789	-110.438	-100.340	13.103
500	43.736	238.900	223.028	7.936	-112.073	-97.623	10.198
600	48.181	247.270	226.381	12.534	-113.545	-94.592	8.235
700	52.280	255.011	229.924	17.560	-114.833	-91.328	6.815
800	55.941	262.236	233.517	22.975	-115.942	-87.893	5.739
900	59.156	269.014	237.088	28.734	-116.889	-84.328	4.894
1000	61.951	275.395	240.603	34.792	-117.696	-80.666	4.213
1100	64.368	281.416	244.042	41.111	-118.382	-76.929	3.653
1200	66.453	287.108	247.396	47.655	-118.966	-73.134	3.183
1300	68.251	292.500	250.660	54.392	-119.463	-69.294	2.784
1400	69.803	297.616	253.833	61.297	-119.887	-65.418	2.441
1500	71.146	302.479	256.915	68.346	-120.249	-61.514	2.142
22. METHANOL $\text{CH}_3\text{OH (g)}$							
298.15	44.101	239.865	239.865	0.000	-201.000	-162.298	28.434
300	44.219	240.139	239.866	0.082	-201.068	-162.057	28.216
400	51.713	253.845	241.685	4.864	-204.622	-148.509	19.393
500	59.800	266.257	245.374	10.442	-207.750	-134.109	14.010
600	67.294	277.835	249.830	16.803	-210.387	-119.125	10.371
700	73.958	288.719	254.616	23.873	-212.570	-103.737	7.741
800	79.838	298.987	259.526	31.569	-214.350	-88.063	5.750
900	85.025	308.696	264.455	39.817	-215.782	-72.188	4.190
1000	89.597	317.896	269.343	48.553	-216.916	-56.170	2.934
1100	93.624	326.629	274.158	57.718	-217.794	-40.050	1.902
1200	97.165	334.930	278.879	67.262	-218.457	-23.861	1.039
1300	100.277	342.833	283.497	77.137	-218.936	-7.624	0.306
1400	103.014	350.367	288.007	87.304	-219.261	8.644	-0.322
1500	105.422	357.558	292.405	97.729	-219.456	24.930	-0.868
23. ACETALDEHYDE $\text{C}_2\text{H}_4\text{O (g)}$							
298.15	55.318	263.840	263.840	0.000	-166.190	-133.010	23.302
300	55.510	264.180	263.837	0.103	-166.250	-132.800	23.122
400	66.282	281.620	266.147	6.189	-169.530	-121.130	15.818
500	76.675	297.540	270.850	13.345	-172.420	-108.700	11.356
600	85.942	312.360	276.550	21.486	-174.870	-95.720	8.334
700	94.035	326.230	282.667	30.494	-176.910	-82.350	6.145
800	101.070	339.260	288.938	40.258	-178.570	-68.730	4.487
900	107.190	351.520	295.189	50.698	-179.880	-54.920	3.187
1000	112.490	363.100	301.431	61.669	-180.850	-40.930	2.138
1100	117.080	374.040	307.537	73.153	-181.560	-27.010	1.283
1200	121.060	384.400	313.512	85.065	-182.070	-12.860	0.560
1300	124.500	394.230	319.350	97.344	-182.420	1.240	-0.050
1400	127.490	403.570	325.031	109.954	-182.640	15.470	-0.577
1500	130.090	412.460	330.571	122.834	-182.750	29.580	-1.030
24. ETHANOL $\text{C}_2\text{H}_5\text{OH (g)}$							
298.15	65.652	281.622	281.622	0.000	-234.800	-167.874	29.410
300	65.926	282.029	281.623	0.122	-234.897	-167.458	29.157
400	81.169	303.076	284.390	7.474	-239.826	-144.216	18.832
500	95.400	322.750	290.115	16.318	-243.940	-119.820	12.517
600	107.656	341.257	297.112	26.487	-247.260	-94.672	8.242
700	118.129	358.659	304.674	37.790	-249.895	-69.023	5.151
800	127.171	375.038	312.456	50.065	-251.951	-43.038	2.810
900	135.049	390.482	320.276	63.185	-253.515	-16.825	0.976
1000	141.934	405.075	328.033	77.042	-254.662	9.539	-0.498
1100	147.958	418.892	335.670	91.543	-255.454	36.000	-1.709
1200	153.232	431.997	343.156	106.609	-255.947	62.520	-2.721

T/K	J/Kmol			kJ/mol			Log K_f
	C_p°	S°	$-(G^\circ - H^\circ(T_f))/T$	$H^\circ - H^\circ(T_f)$	$\Delta_f H^\circ$	$\Delta_f G^\circ$	
1300	157.849	444.448	350.473	122.168	-256.184	89.070	-3.579
1400	161.896	456.298	357.612	138.160	-256.206	115.630	-4.314
1500	165.447	467.591	364.571	154.531	-256.044	142.185	-4.951
25. ACETIC ACID $C_2H_4O_2$ (g)							
298.15	63.438	283.470	283.470	0.000	-432.249	-374.254	65.567
300	63.739	283.863	283.471	0.118	-432.324	-373.893	65.100
400	79.665	304.404	286.164	7.296	-436.006	-353.840	46.206
500	93.926	323.751	291.765	15.993	-438.875	-332.950	34.783
600	106.181	341.988	298.631	26.014	-440.993	-311.554	27.123
700	116.627	359.162	306.064	37.169	-442.466	-289.856	21.629
800	125.501	375.331	313.722	49.287	-443.395	-267.985	17.497
900	132.989	390.558	321.422	62.223	-443.873	-246.026	14.279
1000	139.257	404.904	329.060	75.844	-443.982	-224.034	11.702
1100	144.462	418.429	336.576	90.039	-443.798	-202.046	9.594
1200	148.760	431.189	343.933	104.707	-443.385	-180.086	7.839
1300	152.302	443.240	351.113	119.765	-442.795	-158.167	6.355
1400	155.220	454.637	358.105	135.146	-442.071	-136.299	5.085
1500	157.631	465.432	364.903	150.793	-441.247	-114.486	3.987
26. ACETONE C_3H_6O (g)							
298.15	74.517	295.349	295.349	0.000	-217.150	-152.716	26.757
300	74.810	295.809	295.349	0.138	-217.233	-152.339	26.521
400	91.755	319.658	298.498	8.464	-222.212	-129.913	16.962
500	107.864	341.916	304.988	18.464	-226.522	-106.315	11.107
600	122.047	362.836	312.873	29.978	-230.120	-81.923	7.133
700	134.306	382.627	321.470	42.810	-233.049	-56.986	4.252
800	144.934	401.246	330.265	56.785	-235.350	-31.673	2.068
900	154.097	418.860	339.141	71.747	-237.149	-6.109	0.353
1000	162.046	435.513	347.950	87.563	-238.404	19.707	-1.030
1100	168.908	451.286	356.617	104.136	-239.283	45.396	-2.157
1200	174.891	466.265	365.155	121.332	-239.827	71.463	-3.110
1300	180.079	480.491	373.513	139.072	-240.120	97.362	-3.912
1400	184.556	493.963	381.596	157.314	-240.203	123.470	-4.607
1500	188.447	506.850	389.533	175.975	-240.120	149.369	-5.202
27. PHENOL C_6H_6O (g)							
298.15	103.220	314.810	314.810	0.000	-96.400	-32.630	5.720
300	103.860	315.450	314.810	0.192	-96.490	-32.230	5.610
400	135.790	349.820	319.278	12.217	-100.870	-10.180	1.330
500	161.910	383.040	328.736	27.152	-104.240	12.970	-1.360
600	182.480	414.450	340.430	44.412	-106.810	36.650	-3.190
700	198.840	443.860	353.134	63.508	-108.800	60.750	-4.530
800	212.140	471.310	366.211	84.079	-110.300	85.020	-5.550
900	223.190	496.950	379.327	105.861	-111.370	109.590	-6.360
1000	232.490	520.960	392.302	128.658	-111.990	134.280	-7.010
1100	240.410	543.500	405.033	152.314	-112.280	158.620	-7.530
1200	247.200	564.720	417.468	176.703	-112.390	183.350	-7.980
1300	253.060	584.740	429.568	201.723	-112.330	208.070	-8.360
1400	258.120	603.680	441.331	227.288	-112.120	233.050	-8.700
1500	262.520	621.650	452.767	253.325	-111.780	257.540	-8.970
28. CARBON TETRAFLUORIDE CF_4 (g)							
298.15	61.050	261.455	261.455	0.000	-933.200	-888.518	155.663
300	61.284	261.833	261.456	0.113	-933.219	-888.240	154.654
400	72.399	281.057	264.001	6.822	-933.986	-873.120	114.016
500	80.713	298.153	269.155	14.499	-934.372	-857.852	89.618
600	86.783	313.434	275.284	22.890	-934.490	-842.533	73.348
700	91.212	327.162	281.732	31.801	-934.431	-827.210	61.726
800	94.479	339.566	288.199	41.094	-934.261	-811.903	53.011
900	96.929	350.842	294.542	50.670	-934.024	-796.622	46.234

T/K	J/Kmol			kJ/mol			Log K_f
	C_p°	S°	$-(G^\circ - H^\circ(T_f))/T$	$H^\circ - H^\circ(T_f)$	$\Delta_f H^\circ$	$\Delta_f G^\circ$	
1000	98.798	361.156	300.695	60.460	-933.745	-781.369	40.814
1100	100.250	370.643	306.629	70.416	-933.442	-766.146	36.381
1200	101.396	379.417	312.334	80.500	-933.125	-750.952	32.688
1300	102.314	387.571	317.811	90.687	-932.800	-735.784	29.564
1400	103.059	395.181	323.069	100.957	-932.470	-720.641	26.887
1500	103.671	402.313	328.116	111.295	-932.137	-705.522	24.568
29. TRIFLUOROMETHANE CHF_3 (g)							
298.15	51.069	259.675	259.675	0.000	-696.700	-662.237	116.020
300	51.258	259.991	259.676	0.095	-696.735	-662.023	115.267
400	61.148	276.113	261.807	5.722	-698.427	-650.186	84.905
500	69.631	290.700	266.149	12.275	-699.715	-637.969	66.647
600	76.453	304.022	271.368	19.593	-700.634	-625.528	54.456
700	81.868	316.230	276.917	27.519	-701.253	-612.957	45.739
800	86.201	327.455	282.542	35.930	-701.636	-600.315	39.196
900	89.719	337.818	288.116	44.732	-701.832	-587.636	34.105
1000	92.617	347.426	293.572	53.854	-701.879	-574.944	30.032
1100	95.038	356.370	298.879	63.240	-701.805	-562.253	26.699
1200	97.084	364.730	304.022	72.849	-701.629	-549.574	23.922
1300	98.833	372.571	308.997	82.647	-701.368	-536.913	21.573
1400	100.344	379.952	313.804	92.607	-701.033	-524.274	19.561
1500	101.660	386.921	318.449	102.709	-700.635	-511.662	17.817
30. CHLOROTRIFLUOROMETHANE CClF_3 (g)							
298.15	66.886	285.419	285.419	0.000	-707.800	-667.238	116.896
300	67.111	285.834	285.421	0.124	-707.810	-666.986	116.131
400	77.528	306.646	288.187	7.383	-708.153	-653.316	85.313
500	85.013	324.797	293.734	15.532	-708.170	-639.599	66.818
600	90.329	340.794	300.271	24.314	-707.975	-625.901	54.489
700	94.132	355.020	307.096	33.547	-707.654	-612.246	45.686
800	96.899	367.780	313.897	43.106	-707.264	-598.642	39.087
900	98.951	379.317	320.536	52.903	-706.837	-585.090	33.957
1000	100.507	389.827	326.947	62.880	-706.396	-571.586	29.856
1100	101.708	399.465	333.108	72.993	-705.950	-558.126	26.503
1200	102.651	408.357	339.013	83.213	-705.505	-544.707	23.710
1300	103.404	416.604	344.668	93.517	-705.064	-531.326	21.349
1400	104.012	424.290	350.084	103.889	-704.628	-517.977	19.326
1500	104.512	431.484	355.273	114.316	-704.196	-504.660	17.574
31. DICHLORODIFLUOROMETHANE CCl_2F_2 (g)							
298.15	72.476	300.903	300.903	0.000	-486.000	-447.030	78.317
300	72.691	301.352	300.905	0.134	-486.002	-446.788	77.792
400	82.408	323.682	303.883	7.919	-485.945	-433.716	56.637
500	89.063	342.833	309.804	16.514	-485.618	-420.692	43.949
600	93.635	359.500	316.729	25.663	-485.136	-407.751	35.497
700	96.832	374.189	323.909	35.196	-484.576	-394.897	29.467
800	99.121	387.276	331.027	44.999	-483.984	-382.126	24.950
900	100.801	399.053	337.942	55.000	-483.388	-369.429	21.441
1000	102.062	409.742	344.596	65.146	-482.800	-356.799	18.637
1100	103.030	419.517	350.969	75.402	-482.226	-344.227	16.346
1200	103.786	428.515	357.061	85.745	-481.667	-331.706	14.439
1300	104.388	436.847	362.882	96.154	-481.121	-319.232	12.827
1400	104.874	444.602	368.445	106.618	-480.588	-306.799	11.447
1500	105.270	451.851	373.767	117.126	-480.065	-294.404	10.252
32. CHLORODIFLUOROMETHANE CHClF_2 (g)							
298.15	55.853	280.915	280.915	0.000	-475.000	-443.845	77.759
300	56.039	281.261	280.916	0.104	-475.028	-443.652	77.246
400	65.395	298.701	283.231	6.188	-476.390	-432.978	56.540
500	73.008	314.145	287.898	13.123	-477.398	-422.001	44.086
600	78.940	328.003	293.448	20.733	-478.103	-410.851	35.767

T/K	J/Kmol			kJ/mol			Log K_f
	C_p°	S°	$-(G^\circ - H^\circ(T_f))/T$	$H^\circ - H^\circ(T_f)$	$\Delta_f H^\circ$	$\Delta_f G^\circ$	
700	83.551	340.533	299.294	28.867	-478.574	-399.603	29.818
800	87.185	351.936	305.172	37.411	-478.870	-388.299	25.353
900	90.100	362.379	310.956	46.280	-479.031	-376.967	21.878
1000	92.475	371.999	316.586	55.413	-479.090	-365.622	19.098
1100	94.433	380.908	322.033	64.761	-479.068	-354.276	16.823
1200	96.066	389.196	327.289	74.289	-478.982	-342.935	14.927
1300	97.438	396.941	332.352	83.966	-478.843	-331.603	13.324
1400	98.601	404.206	337.228	93.769	-478.661	-320.283	11.950
1500	99.593	411.044	341.923	103.681	-478.443	-308.978	10.759
33. METHYLAMINE $\text{CH}_3\text{N}(\text{g})$							
298.15	50.053	242.881	242.881	0.000	-22.529	32.734	-5.735
300	50.227	243.196	242.893	0.091	-22.614	33.077	-5.759
400	60.171	258.986	244.975	5.604	-26.846	52.294	-6.829
500	70.057	273.486	249.244	12.121	-30.431	72.510	-7.575
600	78.929	287.063	254.431	19.579	-33.364	93.382	-8.129
700	86.711	299.826	260.008	27.873	-35.712	114.702	-8.559
800	93.545	311.865	265.749	36.893	-37.548	136.316	-8.900
900	99.573	323.239	271.511	46.555	-38.949	158.138	-9.178
1000	104.886	334.006	277.220	56.786	-39.967	180.098	-9.407
1100	109.576	344.233	282.861	67.509	-40.681	201.822	-9.584
1200	113.708	353.944	288.374	78.685	-41.136	224.240	-9.761
1300	117.341	363.190	293.775	90.239	-41.376	246.364	-9.899
1400	120.542	372.012	299.061	102.131	-41.451	268.504	-10.018
1500	123.353	380.426	304.209	114.326	-41.381	290.639	-10.121
34. CHLORINE $\text{Cl}(\text{g})$							
298.15	21.838	165.190	165.190	0.000	121.302	105.306	-18.449
300	21.852	165.325	165.190	0.040	121.311	105.207	-18.318
400	22.467	171.703	166.055	2.259	121.795	99.766	-13.028
500	22.744	176.752	167.708	4.522	122.272	94.203	-9.841
600	22.781	180.905	169.571	6.800	122.734	88.546	-7.709
700	22.692	184.411	171.448	9.074	123.172	82.813	-6.179
800	22.549	187.432	173.261	11.337	123.585	77.019	-5.029
900	22.389	190.079	174.986	13.584	123.971	71.175	-4.131
1000	22.233	192.430	176.615	15.815	124.334	65.289	-3.410
1100	22.089	194.542	178.150	18.031	124.675	59.368	-2.819
1200	21.959	196.458	179.597	20.233	124.996	53.416	-2.325
1300	21.843	198.211	180.963	22.423	125.299	47.439	-1.906
1400	21.742	199.826	182.253	24.602	125.587	41.439	-1.546
1500	21.652	201.323	183.475	26.772	125.861	35.418	-1.233
35. DICHLORINE $\text{Cl}_2(\text{g})$							
298.15	33.949	223.079	223.079	0.000	0.000	0.000	0.000
300	33.981	223.290	223.080	0.063	0.000	0.000	0.000
400	35.296	233.263	224.431	3.533	0.000	0.000	0.000
500	36.064	241.229	227.021	7.104	0.000	0.000	0.000
600	36.547	247.850	229.956	10.736	0.000	0.000	0.000
700	36.874	253.510	232.926	14.408	0.000	0.000	0.000
800	37.111	258.450	235.815	18.108	0.000	0.000	0.000
900	37.294	262.832	238.578	21.829	0.000	0.000	0.000
1000	37.442	266.769	241.203	25.566	0.000	0.000	0.000
1100	37.567	270.343	243.692	29.316	0.000	0.000	0.000
1200	37.678	273.617	246.052	33.079	0.000	0.000	0.000
1300	37.778	276.637	248.290	36.851	0.000	0.000	0.000
1400	37.872	279.440	250.416	40.634	0.000	0.000	0.000
1500	37.961	282.056	252.439	44.426	0.000	0.000	0.000
36. HYDROGEN CHLORIDE $\text{HCl}(\text{g})$							
298.15	29.136	186.902	186.902	0.000	-92.310	-95.298	16.696
300	29.137	187.082	186.902	0.054	-92.314	-95.317	16.596

T/K	J/Kmol			kJ/mol			Log K_f
	C_p°	S°	$-(G^\circ - H^\circ(T_f))/T$	$H^\circ - H^\circ(T_f)$	$\Delta_f H^\circ$	$\Delta_f G^\circ$	
400	29.175	195.468	188.045	2.969	-92.587	-96.278	12.573
500	29.304	201.990	190.206	5.892	-92.911	-97.164	10.151
600	29.576	207.354	192.630	8.835	-93.249	-97.983	8.530
700	29.988	211.943	195.069	11.812	-93.577	-98.746	7.368
800	30.500	215.980	197.435	14.836	-93.879	-99.464	6.494
900	31.063	219.604	199.700	17.913	-94.149	-100.145	5.812
1000	31.639	222.907	201.858	21.049	-94.384	-100.798	5.265
1100	32.201	225.949	203.912	24.241	-94.587	-101.430	4.816
1200	32.734	228.774	205.867	27.488	-94.760	-102.044	4.442
1300	33.229	231.414	207.732	30.786	-94.908	-102.645	4.124
1400	33.684	233.893	209.513	34.132	-95.035	-103.235	3.852
1500	34.100	236.232	211.217	37.522	-95.146	-103.817	3.615

37. COPPER Cu (cr, l)

298.15	24.440	33.150	33.150	0.000	0.000	0.000	0.000
300	24.460	33.301	33.150	0.045	0.000	0.000	0.000
400	25.339	40.467	34.122	2.538	0.000	0.000	0.000
500	25.966	46.192	35.982	5.105	0.000	0.000	0.000
600	26.479	50.973	38.093	7.728	0.000	0.000	0.000
700	26.953	55.090	40.234	10.399	0.000	0.000	0.000
800	27.448	58.721	42.322	13.119	0.000	0.000	0.000
900	28.014	61.986	44.328	15.891	0.000	0.000	0.000
1000	28.700	64.971	46.245	18.726	0.000	0.000	0.000
1100	29.553	67.745	48.075	21.637	0.000	0.000	0.000
1200	30.617	70.361	49.824	24.644	0.000	0.000	0.000
1300	31.940	72.862	51.501	27.769	0.000	0.000	0.000
1358	32.844	74.275	52.443	29.647	0.000	0.000	0.000

PHASE TRANSITION: $\Delta_{\text{fus}} H = 13.141 \text{ kJ/mol}$, $\Delta_{\text{fus}} S = 9.676 \text{ J/K}\cdot\text{mol}$, cr-l

1358	32.800	83.951	52.443	42.788	0.000	0.000	0.000
1400	32.800	84.950	53.403	44.166	0.000	0.000	0.000
1500	32.800	87.213	55.583	47.446	0.000	0.000	0.000

38. COPPER Cu (g)

298.15	20.786	166.397	166.397	0.000	337.600	297.873	-52.185
300	20.786	166.525	166.397	0.038	337.594	297.626	-51.821
400	20.786	172.505	167.213	2.117	337.179	284.364	-37.134
500	20.786	177.143	168.752	4.196	336.691	271.215	-28.333
600	20.786	180.933	170.476	6.274	336.147	258.170	-22.475
700	20.786	184.137	172.205	8.353	335.554	245.221	-18.298
800	20.786	186.913	173.874	10.431	334.913	232.359	-15.171
900	20.786	189.361	175.461	12.510	334.219	219.581	-12.744
1000	20.786	191.551	176.963	14.589	333.463	206.883	-10.806
1100	20.788	193.532	178.380	16.667	332.631	194.265	-9.225
1200	20.793	195.341	179.719	18.746	331.703	181.726	-7.910
1300	20.803	197.006	180.986	20.826	330.657	169.270	-6.801
1400	20.823	198.548	182.186	22.907	316.342	157.305	-5.869
1500	20.856	199.986	183.325	24.991	315.146	145.987	-5.084

39. COPPER OXIDE CuO (cr)

298.15	42.300	42.740	42.740	0.000	-162.000	-134.277	23.524
300	42.417	43.002	42.741	0.078	-161.994	-134.105	23.349
400	46.783	55.878	44.467	4.564	-161.487	-124.876	16.307
500	49.190	66.596	47.852	9.372	-160.775	-115.803	12.098
600	50.827	75.717	51.755	14.377	-159.973	-106.883	9.305
700	52.099	83.651	55.757	19.526	-159.124	-98.102	7.320
800	53.178	90.680	59.691	24.791	-158.247	-89.444	5.840
900	54.144	97.000	63.491	30.158	-157.356	-80.897	4.695
1000	55.040	102.751	67.134	35.617	-156.462	-72.450	3.784
1100	55.890	108.037	70.615	41.164	-155.582	-64.091	3.043
1200	56.709	112.936	73.941	46.794	-154.733	-55.812	2.429

T/K	J/Kmol			kJ/mol			Log K_f
	C_p°	S°	$-(G^\circ - H^\circ(T_r))/T$	$H^\circ - H^\circ(T_r)$	$\Delta_f H^\circ$	$\Delta_f G^\circ$	
1300	57.507	117.507	77.118	52.505	-153.940	-47.601	1.913
1400	58.288	121.797	80.158	58.295	-166.354	-39.043	1.457
1500	59.057	125.845	83.070	64.163	-165.589	-29.975	1.044
40. DICOPPER OXIDE Cu_2O (cr)							
298.15	62.600	92.550	92.550	0.000	-173.100	-150.344	26.339
300	62.721	92.938	92.551	0.116	-173.102	-150.203	26.152
400	67.587	111.712	95.078	6.654	-173.036	-142.572	18.618
500	70.784	127.155	99.995	13.580	-172.772	-134.984	14.101
600	73.323	140.291	105.643	20.789	-172.389	-127.460	11.096
700	75.552	151.764	111.429	28.235	-171.914	-120.009	8.955
800	77.616	161.989	117.121	35.894	-171.363	-112.631	7.354
900	79.584	171.245	122.629	43.755	-170.750	-105.325	6.113
1000	81.492	179.729	127.920	51.809	-170.097	-98.091	5.124
1100	83.360	187.584	132.992	60.052	-169.431	-90.922	4.317
1200	85.202	194.917	137.850	68.480	-168.791	-83.814	3.648
1300	87.026	201.808	142.507	77.092	-168.223	-76.756	3.084
1400	88.836	208.324	146.978	85.885	-194.030	-68.926	2.572
1500	90.636	214.515	151.276	94.858	-193.438	-60.010	2.090
41. COPPER DICHLORIDE CuCl_2 (cr, l)							
298.15	71.880	108.070	108.070	0.000	-218.000	-173.826	30.453
300	71.998	108.515	108.071	0.133	-217.975	-173.552	30.218
400	76.338	129.899	110.957	7.577	-216.494	-158.962	20.758
500	78.654	147.204	116.532	15.336	-214.873	-144.765	15.123
600	80.175	161.687	122.884	23.282	-213.182	-130.901	11.396
675	81.056	171.183	127.732	29.329	-211.185	-120.693	9.340
PHASE TRANSITION: $\Delta_{\text{trs}} H = 0.700$ kJ/mol, $\Delta_{\text{trs}} S = 1.037$ J/Kmol, crII-crI							
675	82.400	172.220	127.732	30.029	-211.185	-120.693	9.340
700	82.400	175.216	129.375	32.089	-210.719	-117.350	8.757
800	82.400	186.219	135.808	40.329	-208.898	-104.137	6.799
871	82.400	193.226	140.207	46.179	-192.649	-94.893	5.691
PHASE TRANSITION: $\Delta_{\text{trs}} H = 15.001$ kJ/mol, $\Delta_{\text{trs}} S = 17.221$ J/Kmol, crI-l							
871	100.000	210.447	140.207	61.180	-192.649	-94.893	5.691
900	100.000	213.723	142.523	64.080	-191.640	-91.655	5.319
1000	100.000	224.259	150.179	74.080	-188.212	-80.730	4.217
1100	100.000	233.790	157.353	84.080	-184.873	-70.144	3.331
1130.75	100.000	236.547	159.470	87.155	-183.867	-66.951	3.093
42. COPPER DICHLORIDE CuCl_2 (g)							
298.15	56.814	278.418	278.418	0.000	-43.268	-49.883	8.739
300	56.869	278.769	278.419	0.105	-43.271	-49.924	8.692
400	58.992	295.456	280.679	5.911	-43.428	-52.119	6.806
500	60.111	308.752	285.010	11.871	-43.606	-54.271	5.670
600	60.761	319.774	289.911	17.918	-43.814	-56.385	4.909
700	61.168	329.173	294.865	24.015	-44.060	-58.462	4.362
800	61.439	337.360	299.677	30.147	-44.349	-60.500	3.950
900	61.630	344.608	304.274	36.301	-44.688	-62.499	3.627
1000	61.776	351.109	308.638	42.471	-45.088	-64.457	3.367
1100	61.900	357.003	312.771	48.655	-45.566	-66.372	3.152
1200	62.022	362.394	316.685	54.851	-46.139	-68.239	2.970
1300	62.159	367.364	320.395	61.060	-46.829	-70.053	2.815
1400	62.325	371.976	323.916	67.284	-60.784	-71.404	2.664
1500	62.531	376.283	327.265	73.526	-61.613	-72.133	2.512
43. FLUORINE F (g)							
298.15	22.746	158.750	158.750	0.000	79.380	62.280	-10.911
300	22.742	158.891	158.750	0.042	79.393	62.173	-10.825
400	22.432	165.394	159.639	2.302	80.043	56.332	-7.356
500	22.100	170.363	161.307	4.528	80.587	50.340	-5.259

T/K	J/Kmol			kJ/mol			Log K_f
	C_p°	S°	$-(G^\circ - H^\circ(T_r))/T$	$H^\circ - H^\circ(T_r)$	$\Delta_f H^\circ$	$\Delta_f G^\circ$	
600	21.832	174.368	163.161	6.724	81.046	44.246	-3.852
700	21.629	177.717	165.008	8.897	81.442	38.081	-2.842
800	21.475	180.595	166.780	11.052	81.792	31.862	-2.080
900	21.357	183.117	168.458	13.193	82.106	25.601	-1.486
1000	21.266	185.362	170.039	15.324	82.391	19.308	-1.009
1100	21.194	187.386	171.525	17.447	82.654	12.986	-0.617
1200	21.137	189.227	172.925	19.563	82.897	6.642	-0.289
1300	21.091	190.917	174.245	21.675	83.123	0.278	-0.011
1400	21.054	192.479	175.492	23.782	83.335	-6.103	0.228
1500	21.022	193.930	176.673	25.886	83.533	-12.498	0.435
44. DIFLUORINE $F_2(g)$							
298.15	31.304	202.790	202.790	0.000	0.000	0.000	0.000
300	31.337	202.984	202.790	0.058	0.000	0.000	0.000
400	32.995	212.233	204.040	3.277	0.000	0.000	0.000
500	34.258	219.739	206.453	6.643	0.000	0.000	0.000
600	35.171	226.070	209.208	10.117	0.000	0.000	0.000
700	35.839	231.545	212.017	13.669	0.000	0.000	0.000
800	36.343	236.365	214.765	17.279	0.000	0.000	0.000
900	36.740	240.669	217.409	20.934	0.000	0.000	0.000
1000	37.065	244.557	219.932	24.625	0.000	0.000	0.000
1100	37.342	248.103	222.334	28.346	0.000	0.000	0.000
1200	37.588	251.363	224.619	32.093	0.000	0.000	0.000
1300	37.811	254.381	226.794	35.863	0.000	0.000	0.000
1400	38.019	257.191	228.866	39.654	0.000	0.000	0.000
1500	38.214	259.820	230.843	43.466	0.000	0.000	0.000
45. HYDROGEN FLUORIDE $HF(g)$							
298.15	29.137	173.776	173.776	0.000	-273.300	-275.399	48.248
300	29.137	173.956	173.776	0.054	-273.302	-275.412	47.953
400	29.149	182.340	174.919	2.968	-273.450	-276.096	36.054
500	29.172	188.846	177.078	5.884	-273.679	-276.733	28.910
600	29.230	194.169	179.496	8.804	-273.961	-277.318	24.142
700	29.350	198.683	181.923	11.732	-274.277	-277.852	20.733
800	29.549	202.614	184.269	14.676	-274.614	-278.340	18.174
900	29.827	206.110	186.505	17.645	-274.961	-278.785	16.180
1000	30.169	209.270	188.626	20.644	-275.309	-279.191	14.583
1100	30.558	212.163	190.636	23.680	-275.652	-279.563	13.275
1200	30.974	214.840	192.543	26.756	-275.988	-279.904	12.184
1300	31.403	217.336	194.355	29.875	-276.315	-280.217	11.259
1400	31.831	219.679	196.081	33.037	-276.631	-280.505	10.466
1500	32.250	221.889	197.729	36.241	-276.937	-280.771	9.777
46. GERMANIUM $Ge(cr, l)$							
298.15	23.222	31.090	31.090	0.000	0.000	0.000	0.000
300	23.249	31.234	31.090	0.043	0.000	0.000	0.000
400	24.310	38.083	32.017	2.426	0.000	0.000	0.000
500	24.962	43.582	33.798	4.892	0.000	0.000	0.000
600	25.452	48.178	35.822	7.414	0.000	0.000	0.000
700	25.867	52.133	37.876	9.980	0.000	0.000	0.000
800	26.240	55.612	39.880	12.586	0.000	0.000	0.000
900	26.591	58.723	41.804	15.227	0.000	0.000	0.000
1000	26.926	61.542	43.639	17.903	0.000	0.000	0.000
1100	27.252	64.124	45.386	20.612	0.000	0.000	0.000
1200	27.571	66.509	47.048	23.353	0.000	0.000	0.000
1211.4	27.608	66.770	47.232	23.668	0.000	0.000	0.000
PHASE TRANSITION: $\Delta_{trs} H = 37.030$ kJ/mol, $\Delta_{trs} S = 30.568$ J/Kmol, cr-l							
1211.4	27.600	97.338	47.232	60.698	0.000	0.000	0.000
1300	27.600	99.286	50.714	63.143	0.000	0.000	0.000
1400	27.600	101.331	54.258	65.903	0.000	0.000	0.000
1500	27.600	103.236	57.460	68.663	0.000	0.000	0.000

T/K	J/Kmol			kJ/mol			Log K_f
	C_p°	S°	$-(G^\circ-H^\circ(T_i))/T$	$H^\circ-H^\circ(T_i)$	$\Delta_f H^\circ$	$\Delta_f G^\circ$	
47. GERMANIUM Ge (g)							
298.15	30.733	167.903	167.903	0.000	367.800	327.009	-57.290
300	30.757	168.094	167.904	0.057	367.814	326.756	-56.893
400	31.071	177.025	169.119	3.162	368.536	312.959	-40.868
500	30.360	183.893	171.415	6.239	369.147	298.991	-31.235
600	29.265	189.334	173.965	9.222	369.608	284.914	-24.804
700	28.102	193.758	176.487	12.090	369.910	270.773	-20.205
800	27.029	197.439	178.882	14.845	370.060	256.598	-16.754
900	26.108	200.567	181.122	17.501	370.073	242.414	-14.069
1000	25.349	203.277	183.205	20.072	369.969	228.234	-11.922
1100	24.741	205.664	185.141	22.575	369.763	214.069	-10.165
1200	24.264	207.795	186.941	25.025	369.471	199.928	-8.703
1300	23.898	209.722	188.621	27.432	332.088	188.521	-7.575
1400	23.624	211.483	190.192	29.807	331.704	177.492	-6.622
1500	23.426	213.105	191.666	32.159	331.296	166.491	-5.798
48. GERMANIUM DIOXIDE GeO ₂ (cr, l)							
298.15	50.166	39.710	39.710	0.000	-580.200	-521.605	91.382
300	50.475	40.021	39.711	0.093	-580.204	-521.242	90.755
400	61.281	56.248	41.850	5.759	-579.893	-501.610	65.503
500	66.273	70.519	46.191	12.164	-579.013	-482.134	50.368
600	69.089	82.872	51.299	18.943	-577.915	-462.859	40.295
700	70.974	93.671	56.597	25.952	-576.729	-443.776	33.115
800	72.449	103.247	61.841	33.125	-575.498	-424.866	27.741
900	73.764	111.857	66.928	40.436	-574.235	-406.113	23.570
1000	75.049	119.696	71.819	47.877	-572.934	-387.502	20.241
1100	76.378	126.910	76.504	55.447	-571.582	-369.024	17.523
1200	77.796	133.616	80.987	63.155	-570.166	-350.671	15.264
1300	79.332	139.903	85.279	71.010	-605.685	-329.732	13.249
1308	79.460	140.390	85.615	71.646	-584.059	-328.034	13.100
PHASE TRANSITION: $\Delta_{\text{trs}} H = 21.500$ kJ/mol, $\Delta_{\text{trs}} S = 16.437$ J/Kmol, crII-crI							
1308	80.075	156.827	85.615	93.146	-584.059	-328.034	13.100
1388	81.297	161.617	89.858	99.601	-565.504	-312.415	11.757
PHASE TRANSITION: $\Delta_{\text{trs}} H = 17.200$ kJ/mol, $\Delta_{\text{trs}} S = 12.392$ J/Kmol, crI-l							
1388	78.500	174.009	89.858	116.801	-565.504	-312.415	11.757
1400	78.500	174.685	90.582	117.743	-565.328	-310.228	11.575
1500	78.500	180.100	96.372	125.593	-563.882	-292.057	10.170
49. GERMANIUM TETRACHLORIDE GeCl ₄ (g)							
298.15	95.918	348.393	348.393	0.000	-500.000	-461.582	80.866
300	96.041	348.987	348.395	0.178	-499.991	-461.343	80.326
400	100.750	377.342	352.229	10.045	-499.447	-448.540	58.573
500	103.206	400.114	359.604	20.255	-498.845	-435.882	45.536
600	104.624	419.067	367.980	30.652	-498.234	-423.347	36.855
700	105.509	435.266	376.463	41.162	-497.634	-410.914	30.662
800	106.096	449.396	384.715	51.744	-497.057	-398.565	26.023
900	106.504	461.917	392.611	62.375	-496.509	-386.287	22.419
1000	106.799	473.155	400.113	73.041	-495.993	-374.068	19.539
1100	107.020	483.344	407.224	83.733	-495.512	-361.899	17.185
1200	107.189	492.664	413.961	94.444	-495.067	-349.772	15.225
1300	107.320	501.249	420.349	105.169	-531.677	-334.973	13.459
1400	107.425	509.206	426.416	115.907	-531.265	-319.857	11.934
1500	107.509	516.621	432.185	126.654	-530.861	-304.771	10.613
50. HYDROGEN H (g)							
298.15	20.786	114.716	114.716	0.000	217.998	203.276	-35.613
300	20.786	114.845	114.716	0.038	218.010	203.185	-35.377
400	20.786	120.824	115.532	2.117	218.635	198.149	-25.875
500	20.786	125.463	117.071	4.196	219.253	192.956	-20.158

T/K	J/Kmol			kJ/mol			Log K_f
	C_p°	S°	$-(G^\circ - H^\circ(T_r))/T$	$H^\circ - H^\circ(T_r)$	$\Delta_f H^\circ$	$\Delta_f G^\circ$	
600	20.786	129.252	118.795	6.274	219.867	187.639	-16.335
700	20.786	132.457	120.524	8.353	220.476	182.219	-13.597
800	20.786	135.232	122.193	10.431	221.079	176.712	-11.538
900	20.786	137.680	123.780	12.510	221.670	171.131	-9.932
1000	20.786	139.870	125.282	14.589	222.247	165.485	-8.644
1100	20.786	141.852	126.700	16.667	222.806	159.781	-7.587
1200	20.786	143.660	128.039	18.746	223.345	154.028	-6.705
1300	20.786	145.324	129.305	20.824	223.864	148.230	-5.956
1400	20.786	146.864	130.505	22.903	224.360	142.393	-5.313
1500	20.786	148.298	131.644	24.982	224.835	136.522	-4.754
51. DIHYDROGEN H_2 (g)							
298.15	28.836	130.680	130.680	0.000	0.000	0.000	0.000
300	28.849	130.858	130.680	0.053	0.000	0.000	0.000
400	29.181	139.217	131.818	2.960	0.000	0.000	0.000
500	29.260	145.738	133.974	5.882	0.000	0.000	0.000
600	29.327	151.078	136.393	8.811	0.000	0.000	0.000
700	29.440	155.607	138.822	11.749	0.000	0.000	0.000
800	29.623	159.549	141.172	14.702	0.000	0.000	0.000
900	29.880	163.052	143.412	17.676	0.000	0.000	0.000
1000	30.204	166.217	145.537	20.680	0.000	0.000	0.000
1100	30.580	169.113	147.550	23.719	0.000	0.000	0.000
1200	30.991	171.791	149.460	26.797	0.000	0.000	0.000
1300	31.422	174.288	151.275	29.918	0.000	0.000	0.000
1400	31.860	176.633	153.003	33.082	0.000	0.000	0.000
1500	32.296	178.846	154.653	36.290	0.000	0.000	0.000
52. HYDROXYL OH (g)							
298.15	29.886	183.737	183.737	0.000	39.349	34.631	-6.067
300	29.879	183.922	183.738	0.055	39.350	34.602	-6.025
400	29.604	192.476	184.906	3.028	39.384	33.012	-4.311
500	29.495	199.067	187.104	5.982	39.347	31.422	-3.283
600	29.513	204.445	189.560	8.931	39.252	29.845	-2.598
700	29.655	209.003	192.020	11.888	39.113	28.287	-2.111
800	29.914	212.979	194.396	14.866	38.945	26.752	-1.747
900	30.265	216.522	196.661	17.874	38.763	25.239	-1.465
1000	30.682	219.731	198.810	20.921	38.577	23.746	-1.240
1100	31.135	222.677	200.848	24.012	38.393	22.272	-1.058
1200	31.603	225.406	202.782	27.149	38.215	20.814	-0.906
1300	32.069	227.954	204.621	30.332	38.046	19.371	-0.778
1400	32.522	230.347	206.374	33.562	37.886	17.941	-0.669
1500	32.956	232.606	208.048	36.836	37.735	16.521	-0.575
53. WATER H_2O (l)							
298.15	75.300	69.950	69.950	0.000	-285.830	-237.141	41.546
300	75.281	70.416	69.951	0.139	-285.771	-236.839	41.237
373.21	76.079	86.896	71.715	5.666	-283.454	-225.160	31.513
54. WATER H_2O (g)							
298.15	33.598	188.832	188.832	0.000	-241.826	-228.582	40.046
300	33.606	189.040	188.833	0.062	-241.844	-228.500	39.785
400	34.283	198.791	190.158	3.453	-242.845	-223.900	29.238
500	35.259	206.542	192.685	6.929	-243.822	-219.050	22.884
600	36.371	213.067	195.552	10.509	-244.751	-214.008	18.631
700	37.557	218.762	198.469	14.205	-245.620	-208.814	15.582
800	38.800	223.858	201.329	18.023	-246.424	-203.501	13.287
900	40.084	228.501	204.094	21.966	-247.158	-198.091	11.497
1000	41.385	232.792	206.752	26.040	-247.820	-192.603	10.060
1100	42.675	236.797	209.303	30.243	-248.410	-187.052	8.882
1200	43.932	240.565	211.753	34.574	-248.933	-181.450	7.898
1300	45.138	244.129	214.108	39.028	-249.392	-175.807	7.064

T/K	J/Kmol			kJ/mol			Log K_f
	C_p°	S°	$-(G^\circ - H^\circ(T_r))/T$	$H^\circ - H^\circ(T_r)$	$\Delta_f H^\circ$	$\Delta_f G^\circ$	
1400	46.281	247.516	216.374	43.599	-249.792	-170.132	6.348
1500	47.356	250.746	218.559	48.282	-250.139	-164.429	5.726
55. IODINE I (g)							
298.15	20.786	180.787	180.787	0.000	106.760	70.172	-12.294
300	20.786	180.915	180.787	0.038	106.748	69.945	-12.178
400	20.786	186.895	181.602	2.117	97.974	58.060	-7.582
500	20.786	191.533	183.142	4.196	75.988	50.202	-5.244
600	20.786	195.323	184.866	6.274	76.190	45.025	-3.920
700	20.786	198.527	186.594	8.353	76.385	39.816	-2.971
800	20.787	201.303	188.263	10.432	76.574	34.579	-2.258
900	20.789	203.751	189.851	12.510	76.757	29.319	-1.702
1000	20.795	205.942	191.352	14.589	76.936	24.038	-1.256
1100	20.806	207.924	192.770	16.669	77.109	18.740	-0.890
1200	20.824	209.735	194.110	18.751	77.277	13.426	-0.584
1300	20.851	211.403	195.377	20.835	77.440	8.098	-0.325
1400	20.889	212.950	196.577	22.921	77.596	2.758	-0.103
1500	20.936	214.392	197.717	25.013	77.745	-2.592	0.090
56. DIIODINE I₂ (cr, l)							
298.15	54.440	116.139	116.139	0.000	0.000	0.000	0.000
300	54.518	116.476	116.140	0.101	0.000	0.000	0.000
386.75	61.531	131.039	117.884	5.088	0.000	0.000	0.000
PHASE TRANSITION: $\Delta_{\text{trs}} H = 15.665$ kJ/mol, $\Delta_{\text{trs}} S = 40.504$ J/Kmol, cr-l							
386.75	79.555	171.543	117.884	20.753	0.000	0.000	0.000
400	79.555	174.223	119.706	21.807	0.000	0.000	0.000
457.67	79.555	184.938	127.266	26.395	0.000	0.000	0.000
57. DIIODINE I₂ (g)							
298.15	36.887	260.685	260.685	0.000	62.420	19.324	-3.385
300	36.897	260.913	260.685	0.068	62.387	19.056	-3.318
400	37.256	271.584	262.138	3.778	44.391	5.447	-0.711
457.67	37.385	276.610	263.652	5.931	pressure = 1 bar		
500	37.464	279.921	264.891	7.515	0.000	0.000	0.000
600	37.613	286.765	267.983	11.269	0.000	0.000	0.000
700	37.735	292.573	271.092	15.037	0.000	0.000	0.000
800	37.847	297.619	274.099	18.816	0.000	0.000	0.000
900	37.956	302.083	276.965	22.606	0.000	0.000	0.000
1000	38.070	306.088	279.681	26.407	0.000	0.000	0.000
1100	38.196	309.722	282.249	30.220	0.000	0.000	0.000
1200	38.341	313.052	284.679	34.047	0.000	0.000	0.000
1300	38.514	316.127	286.981	37.890	0.000	0.000	0.000
1400	38.719	318.989	289.166	41.751	0.000	0.000	0.000
1500	38.959	321.668	291.245	45.635	0.000	0.000	0.000
58. HYDROGEN IODIDE HI (g)							
298.15	29.157	206.589	206.589	0.000	26.500	1.700	-0.298
300	29.158	206.769	206.589	0.054	26.477	1.546	-0.269
400	29.329	215.176	207.734	2.977	17.093	-6.289	0.821
500	29.738	221.760	209.904	5.928	-5.481	-9.946	1.039
600	30.351	227.233	212.348	8.931	-5.819	-10.806	0.941
700	31.070	231.965	214.820	12.002	-6.101	-11.614	0.867
800	31.807	236.162	217.230	15.145	-6.323	-12.386	0.809
900	32.511	239.950	219.548	18.362	-6.489	-13.133	0.762
1000	33.156	243.409	221.763	21.646	-6.608	-13.865	0.724
1100	33.735	246.597	223.878	24.991	-6.689	-14.586	0.693
1200	34.249	249.555	225.896	28.391	-6.741	-15.302	0.666
1300	34.703	252.314	227.823	31.839	-6.775	-16.014	0.643
1400	35.106	254.901	229.666	35.330	-6.797	-16.723	0.624
1500	35.463	257.336	231.430	38.858	-6.814	-17.432	0.607

T/K	J/Kmol			kJ/mol			Log K_f
	C_p°	S°	$-(G^\circ-H^\circ(T_f))/T$	$H^\circ-H^\circ(T_f)$	$\Delta_f H^\circ$	$\Delta_f G^\circ$	
59. POTASSIUM K (cr, l)							
298.15	29.600	64.680	64.680	0.000	0.000	0.000	0.000
300	29.671	64.863	64.681	0.055	0.000	0.000	0.000
336.86	32.130	68.422	64.896	1.188	0.000	0.000	0.000
PHASE TRANSITION: $\Delta_{\text{trs}} H = 2.321$ kJ/mol, $\Delta_{\text{trs}} S = 6.891$ J/Kmol, cr-l							
336.86	32.129	75.313	64.896	3.509	0.000	0.000	0.000
400	31.552	80.784	66.986	5.519	0.000	0.000	0.000
500	30.741	87.734	70.469	8.632	0.000	0.000	0.000
600	30.158	93.283	73.824	11.675	0.000	0.000	0.000
700	29.851	97.905	76.943	14.673	0.000	0.000	0.000
800	29.838	101.887	79.818	17.655	0.000	0.000	0.000
900	30.130	105.415	82.470	20.651	0.000	0.000	0.000
1000	30.730	108.618	84.927	23.691	0.000	0.000	0.000
1039.4	31.053	109.812	85.847	24.908	0.000	0.000	0.000
60. POTASSIUM K (g)							
298.15	20.786	160.340	160.340	0.000	89.000	60.479	-10.596
300	20.786	160.468	160.340	0.038	88.984	60.302	-10.499
400	20.786	166.448	161.155	2.117	85.598	51.332	-6.703
500	20.786	171.086	162.695	4.196	84.563	42.887	-4.480
600	20.786	174.876	164.419	6.274	83.599	34.643	-3.016
700	20.786	178.080	166.148	8.353	82.680	26.557	-1.982
800	20.786	180.856	167.817	10.431	81.776	18.601	-1.215
900	20.786	183.304	169.404	12.510	80.859	10.759	-0.624
1000	20.786	185.494	170.905	14.589	79.897	3.021	-0.158
1039.4	20.786	186.297	171.474	15.408		pressure = 1 bar	
1100	20.786	187.475	172.323	16.667	0.000	0.000	0.000
1200	20.786	189.284	173.662	18.746	0.000	0.000	0.000
1300	20.789	190.948	174.929	20.825	0.000	0.000	0.000
1400	20.793	192.489	176.129	22.904	0.000	0.000	0.000
1500	20.801	193.923	177.268	24.983	0.000	0.000	0.000
61. DIPOTASSIUM OXIDE K ₂ O (cr, l)							
298.15	72.000	96.000	96.000	0.000	-361.700	-321.171	56.267
300	72.130	96.446	96.001	0.133	-361.704	-320.920	55.876
400	79.154	118.158	98.914	7.698	-366.554	-306.416	40.013
500	86.178	136.575	104.647	15.964	-366.043	-291.423	30.444
590	92.500	151.348	110.662	24.005	-364.204	-278.079	24.619
PHASE TRANSITION: $\Delta_{\text{trs}} H = 0.700$ kJ/mol, $\Delta_{\text{trs}} S = 1.186$ J/Kmol, crIII-crII							
590	100.000	152.534	110.662	24.705	-364.204	-278.079	24.619
600	100.000	154.215	111.374	25.705	-363.968	-276.621	24.082
645	100.000	161.447	114.618	30.205	-358.901	-270.109	21.874
PHASE TRANSITION: $\Delta_{\text{trs}} H = 4.000$ kJ/mol, $\Delta_{\text{trs}} S = 6.202$ J/Kmol, crII-crI							
645	100.000	167.649	114.618	34.205	-358.901	-270.109	21.874
700	100.000	175.832	119.111	39.705	-357.592	-262.592	19.595
800	100.000	189.185	127.054	49.705	-355.224	-249.183	16.270
900	100.000	200.963	134.625	59.705	-352.919	-236.067	13.701
1000	100.000	211.499	141.794	69.705	-350.732	-223.202	11.659
1013	100.000	212.791	142.697	71.005	-323.459	-221.546	11.424
PHASE TRANSITION: $\Delta_{\text{trs}} H = 27.000$ kJ/mol, $\Delta_{\text{trs}} S = 26.654$ J/Kmol, crI-l							
1013	100.000	239.444	142.697	98.005	-323.459	-221.546	11.424
1100	100.000	247.684	150.679	106.705	-479.439	-203.633	9.670
1200	100.000	256.385	159.131	116.705	-475.371	-178.740	7.780
1300	100.000	264.389	166.924	126.705	-471.321	-154.185	6.195
1400	100.000	271.800	174.154	136.705	-467.287	-129.941	4.848
1500	100.000	278.699	180.896	146.705	-463.268	-105.986	3.691

T/K	J/Kmol			kJ/mol			Log K_f
	C_p°	S°	$-(G^\circ-H^\circ(T_f))/T$	$H^\circ-H^\circ(T_f)$	$\Delta_f H^\circ$	$\Delta_f G^\circ$	
62. POTASSIUM HYDROXIDE KOH (cr, l)							
298.15	64.900	78.870	78.870	0.000	-424.580	-378.747	66.354
300	65.038	79.272	78.871	0.120	-424.569	-378.463	65.895
400	72.519	99.007	81.512	6.998	-426.094	-362.765	47.372
500	80.000	115.993	86.745	14.624	-424.572	-347.093	36.260
520	81.496	119.159	87.931	16.239	-417.725	-344.002	34.555
PHASE TRANSITION: $\Delta_{\text{trs}} H = 6.450$ kJ/mol, $\Delta_{\text{trs}} S = 12.404$ J/Kmol, crII-crI							
520	79.000	131.563	87.931	22.689	-417.725	-344.002	34.555
600	79.000	142.868	94.520	29.009	-416.274	-332.766	28.969
678	79.000	152.523	100.649	35.171	-405.464	-321.998	24.807
PHASE TRANSITION: $\Delta_{\text{trs}} H = 9.400$ kJ/mol, $\Delta_{\text{trs}} S = 13.865$ J/Kmol, crI-l							
678	83.000	166.388	100.649	44.571	-405.464	-321.998	24.807
700	83.000	169.038	102.757	46.397	-404.981	-319.297	23.826
800	83.000	180.121	111.750	54.697	-402.808	-307.206	20.058
900	83.000	189.897	119.901	62.997	-400.694	-295.383	17.143
1000	83.000	198.642	127.345	71.297	-398.668	-283.791	14.824
1100	83.000	206.553	134.192	79.597	-475.618	-267.780	12.716
1200	83.000	213.775	140.527	87.897	-472.711	-249.014	10.839
1300	83.000	220.418	146.421	96.197	-469.843	-230.490	9.261
1400	83.000	226.569	151.929	104.497	-467.011	-212.184	7.917
1500	83.000	232.296	157.098	112.797	-464.217	-194.080	6.758
63. POTASSIUM HYDROXIDE KOH (g)							
298.15	49.184	238.283	238.283	0.000	-227.989	-229.685	40.239
300	49.236	238.588	238.284	0.091	-228.007	-229.696	39.993
400	51.178	253.053	240.243	5.124	-231.377	-229.667	29.991
500	52.178	264.591	243.998	10.296	-232.309	-229.129	23.937
600	52.804	274.163	248.251	15.547	-233.145	-228.413	19.885
700	53.296	282.340	252.551	20.853	-233.934	-227.562	16.981
800	53.758	289.487	256.730	26.206	-234.708	-226.599	14.795
900	54.229	295.846	260.730	31.605	-235.495	-225.538	13.090
1000	54.713	301.585	264.533	37.052	-236.322	-224.388	11.721
1100	55.203	306.823	268.143	42.548	-316.077	-218.535	10.377
1200	55.686	311.647	271.570	48.092	-315.925	-209.674	9.127
1300	56.153	316.122	274.827	53.684	-315.764	-200.826	8.069
1400	56.598	320.300	277.927	59.322	-315.595	-191.991	7.163
1500	57.016	324.220	280.884	65.003	-315.420	-183.169	6.378
64. POTASSIUM CHLORIDE KCl (cr, l)							
298.15	51.300	82.570	82.570	0.000	-436.490	-408.568	71.579
300	51.333	82.887	82.571	0.095	-436.481	-408.395	71.107
400	52.977	97.886	84.605	5.312	-438.463	-398.651	52.058
500	54.448	109.867	88.498	10.685	-437.990	-388.749	40.612
600	55.885	119.921	92.919	16.201	-437.332	-378.960	32.991
700	57.425	128.649	97.413	21.865	-436.502	-369.295	27.557
800	59.205	136.430	101.812	27.694	-435.505	-359.760	23.490
900	61.361	143.523	106.058	33.719	-434.337	-350.360	20.334
1000	64.032	150.121	110.138	39.983	-432.981	-341.100	17.817
1044	65.405	152.908	111.882	42.830	-485.450	-336.720	16.847
PHASE TRANSITION: $\Delta_{\text{trs}} H = 26.320$ kJ/mol, $\Delta_{\text{trs}} S = 25.210$ J/Kmol, cr-l							
1044	72.000	178.118	111.882	69.150	-485.450	-336.720	16.847
1100	72.000	181.880	115.351	73.182	-483.633	-328.790	15.613
1200	72.000	188.145	121.160	80.382	-480.393	-314.856	13.705
1300	72.000	193.908	126.537	87.582	-477.158	-301.192	12.102
1400	72.000	199.244	131.542	94.782	-473.928	-287.778	10.737
1500	72.000	204.211	136.223	101.982	-470.704	-274.594	9.562

T/K	J/Kmol			kJ/mol			Log K_f
	C_p°	S°	$-(G^\circ-H^\circ(T_f))/T$	$H^\circ-H^\circ(T_f)$	$\Delta_f H^\circ$	$\Delta_f G^\circ$	
65. POTASSIUM CHLORIDE KCl (g)							
298.15	36.505	239.091	239.091	0.000	-214.575	-233.320	40.876
300	36.518	239.317	239.092	0.068	-214.594	-233.436	40.644
400	37.066	249.904	240.532	3.749	-218.112	-239.107	31.224
500	37.384	258.212	243.267	7.473	-219.287	-244.219	25.513
600	37.597	265.048	246.344	11.222	-220.396	-249.100	21.686
700	37.769	270.857	249.441	14.991	-221.461	-253.799	18.938
800	37.907	275.910	252.441	18.775	-222.509	-258.347	16.868
900	38.041	280.382	255.302	22.572	-223.568	-262.764	15.250
1000	38.162	284.397	258.014	26.383	-224.667	-267.061	13.950
1100	38.279	288.039	260.581	30.205	-304.696	-266.627	12.661
1200	38.401	291.375	263.010	34.039	-304.821	-263.161	11.455
1300	38.518	294.454	265.312	37.885	-304.941	-259.684	10.434
1400	38.639	297.313	267.496	41.743	-305.053	-256.199	9.559
1500	38.761	299.983	269.574	45.613	-305.159	-252.706	8.800
66. DINITROGEN N ₂ (g)							
298.15	29.124	191.608	191.608	0.000	0.000	0.000	0.000
300	29.125	191.788	191.608	0.054	0.000	0.000	0.000
400	29.249	200.180	192.752	2.971	0.000	0.000	0.000
500	29.580	206.738	194.916	5.911	0.000	0.000	0.000
600	30.109	212.175	197.352	8.894	0.000	0.000	0.000
700	30.754	216.864	199.812	11.936	0.000	0.000	0.000
800	31.433	221.015	202.208	15.046	0.000	0.000	0.000
900	32.090	224.756	204.509	18.222	0.000	0.000	0.000
1000	32.696	228.169	206.706	21.462	0.000	0.000	0.000
1100	33.241	231.311	208.802	24.759	0.000	0.000	0.000
1200	33.723	234.224	210.801	28.108	0.000	0.000	0.000
1300	34.147	236.941	212.708	31.502	0.000	0.000	0.000
1400	34.517	239.485	214.531	34.936	0.000	0.000	0.000
1500	34.842	241.878	216.275	38.404	0.000	0.000	0.000
67. NITRIC OXIDE NO (g)							
298.15	29.862	210.745	210.745	0.000	91.277	87.590	-15.345
300	29.858	210.930	210.746	0.055	91.278	87.567	-15.247
400	29.954	219.519	211.916	3.041	91.320	86.323	-11.272
500	30.493	226.255	214.133	6.061	91.340	85.071	-8.887
600	31.243	231.879	216.635	9.147	91.354	83.816	-7.297
700	32.031	236.754	219.168	12.310	91.369	82.558	-6.160
800	32.770	241.081	221.642	15.551	91.386	81.298	-5.308
900	33.425	244.979	224.022	18.862	91.405	80.036	-4.645
1000	33.990	248.531	226.298	22.233	91.426	78.772	-4.115
1100	34.473	251.794	228.469	25.657	91.445	77.505	-3.680
1200	34.883	254.811	230.540	29.125	91.464	76.237	-3.318
1300	35.234	257.618	232.516	32.632	91.481	74.967	-3.012
1400	35.533	260.240	234.404	36.170	91.495	73.697	-2.750
1500	35.792	262.700	236.209	39.737	91.506	72.425	-2.522
68. NITROGEN DIOXIDE NO ₂ (g)							
298.15	37.178	240.166	240.166	0.000	34.193	52.316	-9.165
300	37.236	240.397	240.167	0.069	34.181	52.429	-9.129
400	40.513	251.554	241.666	3.955	33.637	58.600	-7.652
500	43.664	260.939	244.605	8.167	33.319	64.882	-6.778
600	46.383	269.147	248.026	12.673	33.174	71.211	-6.199
700	48.612	276.471	251.575	17.427	33.151	77.553	-5.787
800	50.405	283.083	255.107	22.381	33.213	83.893	-5.478
900	51.844	289.106	258.555	27.496	33.334	90.221	-5.236
1000	53.007	294.631	261.891	32.741	33.495	96.534	-5.042
1100	53.956	299.729	265.102	38.090	33.686	102.828	-4.883
1200	54.741	304.459	268.187	43.526	33.898	109.105	-4.749

T/K	J/Kmol			kJ/mol			Log K_f
	C_p°	S°	$-(G^\circ - H^\circ(T_r))/T$	$H^\circ - H^\circ(T_r)$	$\Delta_f H^\circ$	$\Delta_f G^\circ$	
1300	55.399	308.867	271.148	49.034	34.124	115.363	-4.635
1400	55.960	312.994	273.992	54.603	34.360	121.603	-4.537
1500	56.446	316.871	276.722	60.224	34.604	127.827	-4.451
69. AMMONIA NH₃(g)							
298.15	35.630	192.768	192.768	0.000	-45.940	-16.407	2.874
300	35.678	192.989	192.769	0.066	-45.981	-16.223	2.825
400	38.674	203.647	194.202	3.778	-48.087	-5.980	0.781
500	41.994	212.633	197.011	7.811	-49.908	4.764	-0.498
600	45.229	220.578	200.289	12.174	-51.430	15.846	-1.379
700	48.269	227.781	203.709	16.850	-52.682	27.161	-2.027
800	51.112	234.414	207.138	21.821	-53.695	38.639	-2.523
900	53.769	240.589	210.516	27.066	-54.499	50.231	-2.915
1000	56.244	246.384	213.816	32.569	-55.122	61.903	-3.233
1100	58.535	251.854	217.027	38.309	-55.589	73.629	-3.496
1200	60.644	257.039	220.147	44.270	-55.920	85.392	-3.717
1300	62.576	261.970	223.176	50.432	-56.136	97.177	-3.905
1400	64.339	266.673	226.117	56.779	-56.251	108.975	-4.066
1500	65.945	271.168	228.971	63.295	-56.282	120.779	-4.206
70. OXYGEN O(g)							
298.15	21.911	161.058	161.058	0.000	249.180	231.743	-40.600
300	21.901	161.194	161.059	0.041	249.193	231.635	-40.331
400	21.482	167.430	161.912	2.207	249.874	225.677	-29.470
500	21.257	172.197	163.511	4.343	250.481	219.556	-22.937
600	21.124	176.060	165.290	6.462	251.019	213.319	-18.571
700	21.040	179.310	167.067	8.570	251.500	206.997	-15.446
800	20.984	182.115	168.777	10.671	251.932	200.610	-13.098
900	20.944	184.584	170.399	12.767	252.325	194.171	-11.269
1000	20.915	186.789	171.930	14.860	252.686	187.689	-9.804
1100	20.893	188.782	173.372	16.950	253.022	181.173	-8.603
1200	20.877	190.599	174.733	19.039	253.335	174.628	-7.601
1300	20.864	192.270	176.019	21.126	253.630	168.057	-6.753
1400	20.853	193.815	177.236	23.212	253.908	161.463	-6.024
1500	20.845	195.254	178.389	25.296	254.171	154.851	-5.392
71. DIOXYGEN O₂(g)							
298.15	29.378	205.148	205.148	0.000	0.000	0.000	0.000
300	29.387	205.330	205.148	0.054	0.000	0.000	0.000
400	30.109	213.873	206.308	3.026	0.000	0.000	0.000
500	31.094	220.695	208.525	6.085	0.000	0.000	0.000
600	32.095	226.454	211.045	9.245	0.000	0.000	0.000
700	32.987	231.470	213.612	12.500	0.000	0.000	0.000
800	33.741	235.925	216.128	15.838	0.000	0.000	0.000
900	34.365	239.937	218.554	19.244	0.000	0.000	0.000
1000	34.881	243.585	220.878	22.707	0.000	0.000	0.000
1100	35.314	246.930	223.096	26.217	0.000	0.000	0.000
1200	35.683	250.019	225.213	29.768	0.000	0.000	0.000
1300	36.006	252.888	227.233	33.352	0.000	0.000	0.000
1400	36.297	255.568	229.162	36.968	0.000	0.000	0.000
1500	36.567	258.081	231.007	40.611	0.000	0.000	0.000
72. SULFUR S(cr, l)							
298.15	22.690	32.070	32.070	0.000	0.000	0.000	0.000
300	22.737	32.210	32.070	0.042	0.000	0.000	0.000
368.3	24.237	37.030	32.554	1.649	0.000	0.000	0.000
PHASE TRANSITION: $\Delta_{\text{trs}} H = 0.401$ kJ/mol, $\Delta_{\text{trs}} S = 1.089$ J/Kmol, crII-crI							
368.3	24.773	38.119	32.553	2.050	0.000	0.000	0.000
388.36	25.180	39.444	32.875	2.551	0.000	0.000	0.000
PHASE TRANSITION: $\Delta_{\text{trs}} H = 1.722$ kJ/mol, $\Delta_{\text{trs}} S = 4.431$ J/Kmol, crI-l							

T/K	J/Kmol			kJ/mol			Log K_f
	C_p°	S°	$-(G^\circ - H^\circ(T_r))/T$	$H^\circ - H^\circ(T_r)$	$\Delta_f H^\circ$	$\Delta_f G^\circ$	
388.36	31.710	43.875	32.872	4.273	0.000	0.000	0.000
400	32.369	44.824	33.206	4.647	0.000	0.000	0.000
500	38.026	53.578	36.411	8.584	0.000	0.000	0.000
600	34.371	60.116	39.842	12.164	0.000	0.000	0.000
700	32.451	65.278	43.120	15.511	0.000	0.000	0.000
800	32.000	69.557	46.163	18.715	0.000	0.000	0.000
882.38	32.000	72.693	48.496	21.351	0.000	0.000	0.000
73. SULFUR S (g)							
298.15	23.673	167.828	167.828	0.000	277.180	236.704	-41.469
300	23.669	167.974	167.828	0.044	277.182	236.453	-41.170
400	23.233	174.730	168.752	2.391	274.924	222.962	-29.115
500	22.741	179.860	170.482	4.689	273.286	210.145	-21.953
600	22.338	183.969	172.398	6.942	271.958	197.646	-17.206
700	22.031	187.388	174.302	9.160	270.829	185.352	-13.831
800	21.800	190.314	176.125	11.351	269.816	173.210	-11.309
900	21.624	192.871	177.847	13.522	215.723	162.258	-9.417
1000	21.489	195.142	179.465	15.677	216.018	156.301	-8.164
1100	21.386	197.185	180.985	17.821	216.284	150.317	-7.138
1200	21.307	199.043	182.413	19.955	216.525	144.309	-6.282
1300	21.249	200.746	183.759	22.083	216.743	138.282	-5.556
1400	21.209	202.319	185.029	24.206	216.940	132.239	-4.934
1500	21.186	203.781	186.231	26.325	217.119	126.182	-4.394
74. DISULFUR S₂ (g)							
298.15	32.505	228.165	228.165	0.000	128.600	79.696	-13.962
300	32.540	228.366	228.165	0.060	128.576	79.393	-13.823
400	34.108	237.956	229.462	3.398	122.703	63.380	-8.276
500	35.133	245.686	231.959	6.863	118.296	49.031	-5.122
600	35.815	252.156	234.800	10.413	114.685	35.530	-3.093
700	36.305	257.715	237.686	14.020	111.599	22.588	-1.685
800	36.697	262.589	240.501	17.671	108.841	10.060	-0.657
882.38	36.985	266.200	242.734	20.706	pressure = 1 bar		
900	37.045	266.932	243.201	21.358	0.000	0.000	0.000
1000	37.377	270.852	245.773	25.079	0.000	0.000	0.000
1100	37.704	274.430	248.218	28.833	0.000	0.000	0.000
1200	38.030	277.725	250.541	32.620	0.000	0.000	0.000
1300	38.353	280.781	252.751	36.439	0.000	0.000	0.000
1400	38.669	283.635	254.856	40.290	0.000	0.000	0.000
1500	38.976	286.314	256.865	44.173	0.000	0.000	0.000
75. OCTASULFUR S₈ (g)							
298.15	156.500	432.536	432.536	0.000	101.277	48.810	-8.551
300	156.768	433.505	432.539	0.290	101.231	48.484	-8.442
400	167.125	480.190	438.834	16.542	80.642	32.003	-4.179
500	173.181	518.176	451.022	33.577	66.185	21.409	-2.237
600	177.936	550.180	464.951	51.137	55.101	13.549	-1.180
700	182.441	577.948	479.152	69.157	46.349	7.343	-0.548
800	186.764	602.596	493.071	87.620	39.177	2.263	-0.148
900	190.595	624.821	506.495	106.494	-392.062	6.554	-0.380
1000	193.618	645.067	519.355	125.712	-387.728	50.614	-2.644
1100	195.684	663.625	531.639	145.185	-383.272	94.233	-4.475
1200	196.825	680.707	543.359	164.817	-378.786	137.444	-5.983
1300	197.195	696.480	554.539	184.524	-374.356	180.283	-7.244
1400	196.988	711.089	565.206	204.237	-370.048	222.785	-8.312
1500	196.396	724.662	575.389	223.909	-365.905	264.984	-9.227
76. SULFUR DIOXIDE SO₂ (g)							
298.15	39.842	248.219	248.219	0.000	-296.810	-300.090	52.574
300	39.909	248.466	248.220	0.074	-296.833	-300.110	52.253
400	43.427	260.435	249.828	4.243	-300.240	-300.935	39.298

T/K	J/Kmol			kJ/mol			Log K_f
	C_p°	S°	$-(G^\circ - H^\circ(T_r))/T$	$H^\circ - H^\circ(T_r)$	$\Delta_f H^\circ$	$\Delta_f G^\circ$	
500	46.490	270.465	252.978	8.744	-302.735	-300.831	31.427
600	48.938	279.167	256.634	13.520	-304.699	-300.258	26.139
700	50.829	286.859	260.413	18.513	-306.308	-299.386	22.340
800	52.282	293.746	264.157	23.671	-307.691	-298.302	19.477
900	53.407	299.971	267.796	28.958	-362.075	-295.987	17.178
1000	54.290	305.646	271.301	34.345	-362.012	-288.647	15.077
1100	54.993	310.855	274.664	39.810	-361.934	-281.314	13.358
1200	55.564	315.665	277.882	45.339	-361.849	-273.989	11.926
1300	56.033	320.131	280.963	50.920	-361.763	-266.671	10.715
1400	56.426	324.299	283.911	56.543	-361.680	-259.359	9.677
1500	56.759	328.203	286.735	62.203	-361.605	-252.053	8.777
77. SILICON Si (cr)							
298.15	19.789	18.810	18.810	0.000	0.000	0.000	0.000
300	19.855	18.933	18.810	0.037	0.000	0.000	0.000
400	22.301	25.023	19.624	2.160	0.000	0.000	0.000
500	23.610	30.152	21.231	4.461	0.000	0.000	0.000
600	24.472	34.537	23.092	6.867	0.000	0.000	0.000
700	25.124	38.361	25.006	9.348	0.000	0.000	0.000
800	25.662	41.752	26.891	11.888	0.000	0.000	0.000
900	26.135	44.802	28.715	14.478	0.000	0.000	0.000
1000	26.568	47.578	30.464	17.114	0.000	0.000	0.000
1100	26.974	50.130	32.138	19.791	0.000	0.000	0.000
1200	27.362	52.493	33.737	22.508	0.000	0.000	0.000
1300	27.737	54.698	35.265	25.263	0.000	0.000	0.000
1400	28.103	56.767	36.728	28.055	0.000	0.000	0.000
1500	28.462	58.719	38.130	30.883	0.000	0.000	0.000
78. SILICON Si (g)							
298.15	22.251	167.980	167.980	0.000	450.000	405.525	-71.045
300	22.234	168.117	167.980	0.041	450.004	405.249	-70.559
400	21.613	174.416	168.843	2.229	450.070	390.312	-50.969
500	21.316	179.204	170.456	4.374	449.913	375.388	-39.216
600	21.153	183.074	172.246	6.497	449.630	360.508	-31.385
700	21.057	186.327	174.032	8.607	449.259	345.682	-25.795
800	21.000	189.135	175.748	10.709	448.821	330.915	-21.606
900	20.971	191.606	177.375	12.808	448.329	316.205	-18.352
1000	20.968	193.815	178.911	14.904	447.791	301.553	-15.751
1100	20.989	195.815	180.358	17.002	447.211	286.957	-13.626
1200	21.033	197.643	181.723	19.103	446.595	272.416	-11.858
1300	21.099	199.329	183.014	21.209	445.946	257.927	-10.364
1400	21.183	200.895	184.236	23.323	445.268	243.489	-9.085
1500	21.282	202.360	185.396	25.446	444.563	229.101	-7.978
79. SILICON DIOXIDE SiO ₂ (cr)							
298.15	44.602	41.460	41.460	0.000	-910.700	-856.288	150.016
300	44.712	41.736	41.461	0.083	-910.708	-855.951	149.032
400	53.477	55.744	43.311	4.973	-910.912	-837.651	109.385
500	60.533	68.505	47.094	10.705	-910.540	-819.369	85.598
600	64.452	79.919	51.633	16.971	-909.841	-801.197	69.749
700	68.234	90.114	56.414	23.590	-908.958	-783.157	58.439
800	76.224	99.674	61.226	30.758	-907.668	-765.265	49.966
848	82.967	104.298	63.533	34.569	-906.310	-756.747	46.613
PHASE TRANSITION: $\Delta_{\text{trs}} H = 0.411$ kJ/mol, $\Delta_{\text{trs}} S = 0.484$ J/Kmol, crII-crII'							
848	67.446	104.782	63.532	34.980	-906.310	-756.747	46.613
900	67.953	108.811	66.033	38.500	-905.922	-747.587	43.388
1000	68.941	116.021	70.676	45.345	-905.176	-730.034	38.133
1100	69.940	122.639	75.104	52.289	-904.420	-712.557	33.836
1200	70.947	128.768	79.323	59.333	-901.382	-695.148	30.259
PHASE TRANSITION: $\Delta_{\text{trs}} H = 2.261$ kJ/mol, $\Delta_{\text{trs}} S = 1.883$ J/Kmol, crII'-crI							

T/K	$J/Kmol$			kJ/mol			$\text{Log } K_f$
	C_p°	S°	$-(G^\circ - H^\circ(T_r))/T$	$H^\circ - H^\circ(T_r)$	$\Delta_f H^\circ$	$\Delta_f G^\circ$	
1200	71.199	130.651	79.323	61.594	-901.382	-695.148	30.259
1300	71.743	136.372	83.494	68.742	-900.574	-677.994	27.242
1400	72.249	141.707	87.463	75.941	-899.782	-660.903	24.658
1500	72.739	146.709	91.248	83.191	-899.004	-643.867	22.421
80. SILICON TETRACHLORIDE SiCl_4 (g)							
298.15	90.404	331.446	331.446	0.000	-662.200	-622.390	109.039
300	90.562	332.006	331.448	0.167	-662.195	-622.143	108.323
400	96.893	359.019	335.088	9.572	-661.853	-608.841	79.505
500	100.449	381.058	342.147	19.456	-661.413	-595.637	62.225
600	102.587	399.576	350.216	29.616	-660.924	-582.527	50.713
700	103.954	415.500	358.432	39.948	-660.417	-569.501	42.496
800	104.875	429.445	366.455	50.392	-659.912	-556.548	36.338
900	105.523	441.837	374.155	60.914	-659.422	-543.657	31.553
1000	105.995	452.981	381.490	71.491	-658.954	-530.819	27.727
1100	106.349	463.101	388.456	82.109	-658.515	-518.027	24.599
1200	106.620	472.366	395.068	92.758	-658.107	-505.274	21.994
1300	106.834	480.909	401.347	103.431	-657.735	-492.553	19.791
1400	107.003	488.833	407.316	114.123	-657.400	-479.860	17.904
1500	107.141	496.220	413.000	124.830	-657.104	-467.189	16.269

THERMODYNAMIC PROPERTIES OF AQUEOUS IONS

This table contains standard state thermodynamic properties of positive and negative ions in aqueous solution. It includes enthalpy and Gibbs energy of formation, entropy, and heat capacity, and thus serves as a companion to the preceding table, "Standard Thermodynamic Properties of Chemical Substances". The standard state is the hypothetical ideal solution with molality $m = 1$ mol/kg (mean ionic molality m_{\pm} in the case of a species which is assumed to dissociate at infinite dilution). Further details on conventions may be found in Reference 1.

All values refer to standard conditions of 25 °C and 100 kPa pressure.

References

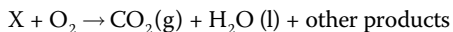
1. Wagman, D. D., Evans, W. H., Parker, V. B., Schumm, R. H., Halow, I., Bailey, S. M., Churney, K. L., and Nuttall, R. L., *The NBS Tables of Chemical Thermodynamic Properties*, J. Phys. Chem. Ref. Data, Vol. 11, Suppl. 2, 1982.
2. Zemaitis, J. F., Clark, D. M., Rafal, M., and Scrivner, N. C., *Handbook of Aqueous Electrolyte Thermodynamics*, American Institute of Chemical Engineers, New York, 1986.

Species	$\Delta_f H^\circ /$ kJ mol ⁻¹	$\Delta_f G^\circ /$ kJ mol ⁻¹	$S^\circ /$ J mol ⁻¹ K ⁻¹	$C_p /$ J mol ⁻¹ K ⁻¹	Species	$\Delta_f H^\circ /$ kJ mol ⁻¹	$\Delta_f G^\circ /$ kJ mol ⁻¹	$S^\circ /$ J mol ⁻¹ K ⁻¹	$C_p /$ J mol ⁻¹ K ⁻¹
Cations					InOH ⁺²	-370.3	-313.0	-88.0	
Ag ⁺	105.6	77.1	72.7	21.8	In(OH) ₂ ⁺	-619.0	-525.0	25.0	
Al ⁺³	-531.0	-485.0	-321.7		K ⁺	-252.4	-283.3	102.5	21.8
AlOH ⁺²		-694.1			La ⁺³	-707.1	-683.7	-217.6	-13.0
Ba ⁺²	-537.6	-560.8	9.6		Li ⁺	-278.5	-293.3	13.4	68.6
BaOH ⁺		-730.5			Lu ⁺³	-665.0	-628.0	-264.0	25.0
Be ⁺²	-382.8	-379.7	-129.7		LuF ⁺²		-931.4		
Bi ⁺³		82.8			Mg ⁺²	-466.9	-454.8	-138.1	
BiOH ⁺²		-146.4			MgOH ⁺		-626.7		
Ca ⁺²	-542.8	-553.6	-53.1		Mn ⁺²	-220.8	-228.1	-73.6	50.0
CaOH ⁺		-718.4			MnOH ⁺	-450.6	-405.0	-17.0	
Cd ⁺²	-75.9	-77.6	-73.2		NH ₄ ⁺	-132.5	-79.3	113.4	79.9
CdOH ⁺		-261.1			N ₂ H ₅ ⁺	-7.5	82.5	151.0	70.3
Ce ⁺³	-696.2	-672.0	-205.0		Na ⁺	-240.1	-261.9	59.0	46.4
Ce ⁺⁴	-537.2	-503.8	-301.0		Nd ⁺³	-696.2	-671.6	-206.7	-21.0
Co ⁺²	-58.2	-54.4	-113.0		Ni ⁺²	-54.0	-45.6	-128.9	
Co ⁺³	92.0	134.0	-305.0		NiOH ⁺	-287.9	-227.6	-71.0	
Cr ⁺²	-143.5				PH ₄ ⁺		92.1		
Cs ⁺	-258.3	-292.0	133.1	-10.5	Pa ⁺⁴	-619.0			
Cu ⁺	71.7	50.0	40.6		Pb ⁺²	-1.7	-24.4	10.5	
Cu ⁺²	64.8	65.5	-99.6		PbOH ⁺		-226.3		
Dy ⁺³	-699.0	-665.0	-231.0	21.0	Pd ⁺²	149.0	176.5	-184.0	
Er ⁺³	-705.4	-669.1	-244.3	21.0	Po ⁺²		71.0		
Eu ⁺²	-527.0	-540.2	-8.0		Po ⁺⁴		293.0		
Eu ⁺³	-605.0	-574.1	-222.0	8.0	Pr ⁺³	-704.6	-679.1	-209.0	-29.0
Fe ⁺²	-89.1	-78.9	-137.7		Pt ⁺²		254.8		
Fe ⁺³	-48.5	-4.7	-315.9		Ra ⁺²	-527.6	-561.5	54.0	
FeOH ⁺	-324.7	-277.4	-29.0		Rb ⁺	-251.2	-284.0	121.5	
FeOH ⁺²	-290.8	-229.4	-142.0		Re ⁺		-33.0		
Fe(OH) ₂ ⁺		-438.0			Sc ⁺³	-614.2	-586.6	-255.0	
Ga ⁺²		-88.0			ScOH ⁺²	-861.5	-801.2	-134.0	
Ga ⁺³	-211.7	-159.0	-331.0		Sm ⁺²		-497.5		
GaOH ⁺²		-380.3			Sm ⁺³	-691.6	-666.6	-211.7	-21.0
Ga(OH) ₂ ⁺		-597.4			Sn ⁺²	-8.8	-27.2	-17.0	
Gd ⁺³	-686.0	-661.0	-205.9		SnOH ⁺	-286.2	-254.8	50.0	
H ⁺	0	0	0	0	Sr ⁺²	-545.8	-559.5	-32.6	
Hg ⁺²	171.1	164.4	-32.2		SrOH ⁺		-721.3		
Hg ₂ ⁺²	172.4	153.5	84.5		Tb ⁺³	-682.8	-651.9	-226.0	17.0
HgOH ⁺	-84.5	-52.3	71.0		Te(OH) ₃ ⁺	-608.4	-496.1	111.7	
Ho ⁺³	-705.0	-673.7	-226.8	17.0	Th ⁺⁴	-769.0	-705.1	-422.6	
In ⁺		-12.1			Th(OH) ⁺³	-1030.1	-920.5	-343.0	
In ⁺²		-50.7			Th(OH) ₂ ⁺²	-1282.4	-1140.9	-218.0	
In ⁺³	-105.0	-98.0	-151.0		Tl ⁺	5.4	-32.4	125.5	

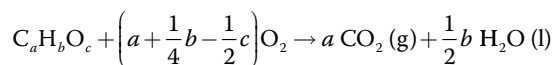
Species	$\Delta_f H^\circ /$ kJ mol ⁻¹	$\Delta_f G^\circ /$ kJ mol ⁻¹	$S^\circ /$ J mol ⁻¹ K ⁻¹	$C_p /$ J mol ⁻¹ K ⁻¹	Species	$\Delta_f H^\circ /$ kJ mol ⁻¹	$\Delta_f G^\circ /$ kJ mol ⁻¹	$S^\circ /$ J mol ⁻¹ K ⁻¹	$C_p /$ J mol ⁻¹ K ⁻¹
Tl ³⁺	196.6	214.6	-192.0		HF ₂ ⁻	-649.9	-578.1	92.5	
TlOH ⁺²		-15.9			HPO ₃ F ⁻		-1198.2		
Tl(OH) ₂ ⁺		-244.7			HPO ₄ ⁻²	-1292.1	-1089.2	-33.5	
Tm ⁺³	-697.9	-662.0	-243.0	25.0	HP ₂ O ₇ ⁻³	-2274.8	-1972.2	46.0	
U ⁺³	-489.1	-476.2	-188.0		HS ⁻	-17.6	12.1	62.8	
U ⁺⁴	-591.2	-531.9	-410.0		HSO ₃ ⁻	-626.2	-527.7	139.7	
Y ⁺³	-723.4	-693.8	-251.0		HSO ₄ ⁻	-887.3	-755.9	131.8	-84.0
Y ₂ (OH) ₂ ⁺⁴		-1780.3			HS ₂ O ₄ ⁻		-614.5		
Yb ⁺²		-527.0			HSe ⁻	15.9	44.0	79.0	
Yb ⁺³	-674.5	-644.0	-238.0	25.0	HSeO ₃ ⁻	-514.6	-411.5	135.1	
Y(OH) ⁺²		-879.1			HSeO ₄ ⁻	-581.6	-452.2	149.4	
Zn ⁺²	-153.9	-147.1	-112.1	46.0	H ₂ AsO ₃ ⁻	-714.8	-587.1	110.5	
ZnOH ⁺		-330.1			H ₂ AsO ₄ ⁻	-909.6	-753.2	117.0	
Anions					H ₂ PO ₄ ⁻	-1296.3	-1130.2	90.4	
AlO ₂ ⁻	-930.9	-830.9	-36.8		H ₂ P ₂ O ₇ ⁻²	-2278.6	-2010.2	163.0	
Al(OH) ₄ ⁻	-1502.5	-1305.3	102.9		I ⁻	-55.2	-51.6	111.3	-142.3
AsO ₂ ⁻	-429.0	-350.0	40.6		IO ⁻	-107.5	-38.5	-5.4	
AsO ₄ ⁻³	-888.1	-648.4	-162.8		IO ₃ ⁻	-221.3	-128.0	118.4	
BF ₄ ⁻	-1574.9	-1486.9	180.0		IO ₄ ⁻	-151.5	-58.5	222.0	
BH ₄ ⁻	48.2	114.4	110.5		MnO ₄ ⁻	-541.4	-447.2	191.2	-82.0
BO ₂ ⁻	-772.4	-678.9	-37.2		MnO ₄ ⁻²	-653.0	-500.7	59.0	
B ₄ O ₇ ⁻²		-2604.8			MoO ₄ ⁻²	-997.9	-836.3	27.2	
BeO ₂ ⁻²	-790.8	-640.1	-159.0		NO ₂ ⁻	-104.6	-32.2	123.0	-97.5
Br ⁻	-121.6	-104.0	82.4	-141.8	NO ₃ ⁻	-207.4	-111.3	146.4	-86.6
BrO ⁻	-94.1	-33.4	42.0		N ₃ ⁻	275.1	348.2	107.9	
BrO ₃ ⁻	-67.1	18.6	161.7		OCN ⁻	-146.0	-97.4	106.7	
BrO ₄ ⁻	13.0	118.1	199.6		OH ⁻	-230.0	-157.2	-10.8	-148.5
CHOO ⁻	-425.6	-351.0	92.0	-87.9	PO ₄ ⁻³	-1277.4	-1018.7	-220.5	
CH ₃ COO ⁻	-486.0	-369.3	86.6	-6.3	P ₂ O ₇ ⁻⁴	-2271.1	-1919.0	-117.0	
C ₂ O ₄ ⁻²	-825.1	-673.9	45.6		Re ⁻	46.0	10.1	230.0	
C ₂ O ₄ H ⁻	-818.4	-698.3	149.4		S ⁻²	33.1	85.8	-14.6	
Cl ⁻	-167.2	-131.2	56.5	-136.4	SCN ⁻	76.4	92.7	144.3	-40.2
ClO ⁻	-107.1	-36.8	42.0		SO ₃ ⁻²	-635.5	-486.5	-29.0	
ClO ₂ ⁻	-66.5	17.2	101.3		SO ₄ ⁻²	-909.3	-744.5	20.1	-293.0
ClO ₃ ⁻	-104.0	-8.0	162.3		S ₂ ⁻²	30.1	79.5	28.5	
ClO ₄ ⁻	-129.3	-8.5	182.0		S ₂ O ₃ ⁻²	-652.3	-522.5	67.0	
CN ⁻	150.6	172.4	94.1		S ₂ O ₄ ⁻²	-753.5	-600.3	92.0	
CO ₃ ⁻²	-677.1	-527.8	-56.9		S ₂ O ₈ ⁻²	-1344.7	-1114.9	244.3	
CrO ₄ ⁻²	-881.2	-727.8	50.2		Se ⁻²		129.3		
Cr ₂ O ₇ ⁻²	-1490.3	-1301.1	261.9		SeO ₃ ⁻²	-509.2	-369.8	13.0	
F ⁻	-332.6	-278.8	-13.8	-106.7	SeO ₄ ⁻²	-599.1	-441.3	54.0	
Fe(CN) ₆ ⁻³	561.9	729.4	270.3		VO ₃ ⁻	-888.3	-783.6	50.0	
Fe(CN) ₆ ⁻⁴	455.6	695.1	95.0		VO ₄ ⁻³		-899.0		
HB ₄ O ₇ ⁻		-2685.1			WO ₄ ⁻²	-1075.7			
HCO ₃ ⁻	-692.0	-586.8	91.2						

HEAT OF COMBUSTION

The heat of combustion of a substance at 25 °C can be calculated from the enthalpy of formation ($\Delta_f H^\circ$) data in the table “Standard Thermodynamic Properties of Chemical Substances” in this section. We can write the general combustion reaction as



For a compound containing only carbon, hydrogen, and oxygen, the reaction is simply



and the standard heat of combustion $\Delta_c H^\circ$, which is defined as the negative of the enthalpy change for the reaction (i.e., the heat released in the combustion process), is given by

$$\begin{aligned} \Delta_c H^\circ &= -a\Delta_f H^\circ(CO_2, g) - \frac{1}{2}b\Delta_f H^\circ(H_2O, l) + \Delta_f H^\circ(C_a H_b O_c) \\ &= 393.51a + 142.915b + \Delta_f H^\circ(C_a H_b O_c) \end{aligned}$$

This equation applies if the reactants start in their standard states (25 °C and one atmosphere pressure) and the products return to the same conditions. The same equation applies to a compound containing another element if that element ends in its standard reference state (e.g., nitrogen, if the product is N_2); in general, however, the exact products containing the other elements must be known in order to calculate the heat of combustion.

The following table gives the standard heat of combustion calculated in this manner for a few representative substances.

Molecular formula	Name	$\Delta_c H^\circ / \text{kJ mol}^{-1}$	Molecular formula	Name	$\Delta_c H^\circ / \text{kJ mol}^{-1}$
Inorganic substances					
C	Carbon (graphite)	393.5	$C_3H_8O_3$	Glycerol (l)	1655.4
CO	Carbon monoxide (g)	283.0	$C_4H_{10}O$	Diethyl ether (l)	2723.9
H_2	Hydrogen (g)	285.8	$C_5H_{12}O$	1-Pentanol (l)	3330.9
H_3N	Ammonia (g)	382.8	C_6H_6O	Phenol (s)	3053.5
H_4N_2	Hydrazine (g)	667.1	Carbonyl compounds		
N_2O	Nitrous oxide (g)	82.1	CH_2O	Formaldehyde (g)	570.7
Hydrocarbons			C_2H_2O	Ketene (g)	1025.4
CH_4	Methane (g)	890.8	C_2H_4O	Acetaldehyde (l)	1166.9
C_2H_2	Acetylene (g)	1301.1	C_3H_6O	Acetone (l)	1789.9
C_2H_4	Ethylene (g)	1411.2	C_3H_8O	Propanal (l)	1822.7
C_2H_6	Ethane (g)	1560.7	C_4H_8O	2-Butanone (l)	2444.1
C_3H_6	Propylene (g)	2058.0	Acids and esters		
C_3H_8	Propane (g)	2219.2	CH_2O_2	Formic acid (l)	254.6
C_4H_6	1,3-Butadiene (g)	2541.5	$C_2H_4O_2$	Acetic acid (l)	874.2
C_4H_{10}	Butane (g)	2877.6	$C_2H_4O_2$	Methyl formate (l)	972.6
C_5H_{12}	Pentane (l)	3509.0	$C_3H_6O_2$	Methyl acetate (l)	1592.2
C_6H_6	Benzene (l)	3267.6	$C_4H_8O_2$	Ethyl acetate (l)	2238.1
C_6H_{12}	Cyclohexane (l)	3919.6	$C_6H_5NO_2$	Nicotinic acid (s)	2731.1
C_6H_{14}	Hexane (l)	4163.2	$C_7H_6O_2$	Benzoic acid (s)	3228.2
C_7H_8	Toluene (l)	3910.3	Nitrogen compounds		
C_7H_{16}	Heptane (l)	4817.0	CHN	Hydrogen cyanide (g)	671.5
$C_{10}H_8$	Naphthalene (s)	5156.3	CH_3NO_2	Nitromethane (l)	709.2
Alcohols and ethers			CH_4N_2O	Urea (s)	632.7
CH_4O	Methanol (l)	726.1	CH_5N	Methylamine (g)	1085.6
C_2H_6O	Ethanol (l)	1366.8	C_2H_3N	Acetonitrile (l)	1247.2
C_2H_6O	Dimethyl ether (g)	1460.4	C_2H_5NO	Acetamide (s)	1184.6
$C_2H_6O_2$	Ethylene glycol (l)	1189.2	C_3H_9N	Trimethylamine (g)	2443.1
C_3H_8O	1-Propanol (l)	2021.3	C_5H_5N	Pyridine (l)	2782.3
			C_6H_7N	Aniline (l)	3392.8

ENERGY CONTENT OF FUELS

Several fuels are compared in this table with respect to their energy content per unit mass and the amount of CO₂ released per unit of available energy. The energy content is taken to be the negative of the standard enthalpy of combustion (see the table “Heat of Combustion” in this section for more details). The energy is assumed to be released by combustion with oxygen at normal atmospheric pressure, with products of gaseous CO₂ and liquid H₂O at room temperature. This quantity is often called the “gross heat of combustion” to distinguish it from the “net heat of combustion,” for which the water remains in the gas state. The latter quantity is typically 5% to 10% less than the values given here.

The energy content is given both in SI units of MJ/kg and conventional units of BTU/lb. Values for the fossil fuels and other materials are typical; individual samples show wide variations.

The last column gives the grams of carbon released as carbon dioxide per megajoule of energy. Examination of the table shows

that the minimum CO₂ release occurs for fuels that have a high ratio of hydrogen to carbon. Furthermore, fuels containing oxygen have a lower energy content and higher CO₂ release than hydrocarbons with the same number of carbon atoms.

References

1. Domalski, E. S., Jobe, T. L., and Milne, T. A., *Thermodynamic Data for Biomass Conversion and Waste Incineration*, SERI/SP-271-2839, Solar Technical Information Program, U. S. Department of Energy, September 1986; see also NBSIR 78-1479, National Bureau of Standards, August 1978.
2. Green, D. W., and Ackers, D. E., *Perry's Chemical Engineers' Handbook, Eighth Edition*, McGraw-Hill, New York, 2007.
3. *Transportation Energy Data Book*, U. S. Department of Energy, May 2007, <http://cta.ornl.gov/data/index.shtml>.
4. *Chemical Composition of Natural Gas*, Union Gas Limited, <http://www.uniongas.com/aboutus/aboutng/composition.asp>.

Fuel	Energy content		g of C per MJ
	MJ/kg	10 ³ BTU/lb	
<i>Pure compounds</i>			
Hydrogen	141.8	61.0	0.0
Methane	55.5	23.9	13.5
Ethane	51.9	22.3	15.4
Propane	50.3	21.7	16.2
Hexane	48.3	20.8	17.3
Heptane	48.1	20.7	17.5
Octane	47.9	20.6	17.6
Methanol	22.7	9.7	16.5
Ethanol	29.7	12.8	17.6
1-Propanol	33.6	14.5	17.8
1-Butanol	36.1	15.5	18.0
1-Octanol	40.7	17.5	18.1
Methyl <i>tert</i> -butyl ether	38.2	16.4	17.8

Fuel	Energy content		g of C per MJ
	MJ/kg	10 ³ BTU/lb	
<i>Fossil fuels</i>			
Natural gas ^a	54.0	23.2	13.9
Gasoline	46.5	20.0	17.6
Kerosene	46.4	20.0	18.5
Fuel oil	40.9	17.6	21.3
Coal, high bituminous	36.3	15.6	23.5
Coal, low bituminous	28.9	12.4	26.3
Coal, anthracite	34.6	14.9	27.3
<i>Other materials</i>			
Wood, oak	18.9	8.1	25.3
Wood, locust	19.7	8.5	25.7
Wood, Ponderosa pine	20.0	8.6	24.6
Wood, redwood	20.7	8.9	24.4
Charcoal, wood	34.7	14.9	26.8
Newsprint	18.6	8.0	26.5
Cellulose	17.3	7.5	25.6
Grass (lawn clippings)	19.3	8.3	24.9

^a Assumed to be 95% methane, 2.5% ethane, and 2.5% inert compounds; however, the actual composition varies widely (see Reference 4).

IONIZATION CONSTANT OF WATER

Serguei N. Lvov and Allan H. Harvey

This table gives values of $\text{p}K_{\text{w}} = -\log_{10}(K_{\text{w}})$, where K_{w} is the equilibrium constant of the reaction $2\text{H}_2\text{O} = \text{H}_3\text{O}^+(\text{aq}) + \text{OH}^-(\text{aq})$. K_{w} is defined as $K_{\text{w}} = a_{\text{H}_3\text{O}^+} a_{\text{OH}^-} / a_{\text{H}_2\text{O}}^2$, where a_i is the dimensionless activity of species i . The activities are on the molality basis for ions and mole fraction basis for water molecules. It is assumed that the activity of $\text{H}_3\text{O}^+(\text{aq})$ is the same as the activity of $\text{H}^+(\text{aq})$, so that K_{w} is numerically equal to $a_{\text{H}^+} a_{\text{OH}^-} / a_{\text{H}_2\text{O}}^2$, the equilibrium constant for the ionization reaction of water, $\text{H}_2\text{O} = \text{H}^+(\text{aq}) + \text{OH}^-(\text{aq})$, that is most commonly used in the literature. Values in the table

are calculated using an analytical equation given in Refs. 1 and 2 where K_{w} is presented as a function of temperature and density from 0 °C to 800 °C and 0 g cm⁻³ to 1.25 g cm⁻³.

References

1. International Association for the Properties of Water and Steam, *Release on the Ionization Constant of H₂O* (2007), available from www.iapws.org.
2. Bandura, A.V., and Lvov, S.N., *J. Phys. Chem. Ref. Data* 35, 15, 2006.

Pressure, MPa	Temperature, °C								
	0	25	50	75	100	150	200	250	300
0.1 or p_{s}	14.946	13.995	13.264	12.696	12.252	11.641	11.310	11.205	11.339
25	14.848	13.908	13.181	12.613	12.165	11.543	11.189	11.050	11.125
50	14.754	13.824	13.102	12.533	12.084	11.450	11.076	10.898	10.893
75	14.665	13.745	13.026	12.458	12.006	11.364	10.974	10.769	10.715
100	14.580	13.668	12.953	12.385	11.933	11.283	10.880	10.655	10.568
150	14.422	13.524	12.815	12.249	11.795	11.135	10.713	10.458	10.327
200	14.278	13.390	12.687	12.123	11.668	11.000	10.564	10.289	10.131
250	14.145	13.265	12.567	12.004	11.549	10.876	10.430	10.140	9.963
300	14.021	13.148	12.453	11.892	11.437	10.760	10.306	10.005	9.814
350	13.906	13.037	12.346	11.786	11.331	10.651	10.191	9.881	9.679
400	13.797	12.932	12.243	11.685	11.230	10.548	10.083	9.766	9.555
500	13.595	12.736	12.052	11.496	11.042	10.356	9.884	9.557	9.332
600	13.411	12.556	11.875	11.322	10.868	10.181	9.703	9.369	9.135
700	13.240	12.389	11.710	11.159	10.705	10.018	9.537	9.197	8.956
800	13.080	12.233	11.556	11.006	10.553	9.865	9.381	9.037	8.791
900	12.930	12.085	11.410	10.861	10.410	9.721	9.236	8.888	8.638
1000	12.788	11.946	11.272	10.725	10.273	9.585	9.098	8.748	8.495

Pressure, MPa	Temperature, °C						
	350	400	450	500	600	700	800
0.1 or p_{s}	11.920	47.961	47.873	47.638	46.384	43.925	40.785
25	11.551	16.566	18.135	18.758	19.425	19.829	20.113
50	11.076	11.557	12.710	14.195	15.621	16.279	16.693
75	10.802	11.045	11.491	12.162	13.507	14.301	14.791
100	10.600	10.744	11.005	11.381	12.296	13.040	13.544
150	10.295	10.345	10.464	10.642	11.117	11.613	12.032
200	10.062	10.063	10.119	10.220	10.513	10.853	11.171
250	9.869	9.839	9.859	9.917	10.112	10.360	10.609
300	9.702	9.651	9.646	9.677	9.810	9.998	10.199
350	9.554	9.487	9.465	9.476	9.567	9.712	9.877
400	9.420	9.341	9.305	9.302	9.361	9.475	9.613
500	9.182	9.086	9.031	9.007	9.024	9.094	9.191
600	8.974	8.866	8.798	8.761	8.749	8.790	8.861
700	8.787	8.670	8.593	8.546	8.514	8.536	8.587
800	8.616	8.493	8.409	8.354	8.308	8.314	8.352
900	8.458	8.330	8.240	8.180	8.122	8.117	8.144
1000	8.311	8.178	8.084	8.019	7.952	7.939	7.957

Note: Pressure for first row is 0.1 MPa at $t < 100$ °C and $t \geq 400$ °C, or p_{s} (saturated liquid) for 100 °C $\leq t \leq 350$ °C

IONIZATION CONSTANT OF NORMAL AND HEAVY WATER

Serguei N. Lvov and Allan H. Harvey

This table gives the ionization constant for liquid H₂O and D₂O at temperatures from 0 °C to 100 °C at the saturated vapor pressure. The quantity tabulated is $-\log_{10}(K_w)$, where $K_w = a_{\text{H}_3\text{O}^+} a_{\text{OH}^-} / a_{\text{H}_2\text{O}}^2$ for H₂O and $K_w = a_{\text{D}_3\text{O}^+} a_{\text{OD}^-} / a_{\text{D}_2\text{O}}^2$ for D₂O. Values in the table are calculated using analytical equations given in Refs. 1 and 2 for H₂O and Ref. 3 for D₂O.

References

1. International Association for the Properties of Water and Steam, *Release on the Ionization Constant of H₂O* (2007), available from www.iapws.org.
2. Bandura, A. V., and Lvov, S. N., *J. Phys. Chem. Ref. Data* 35, 15, 2006.
3. Mesmer, R. E., and Herting, D. L., *J. Solution Chem.* 7, 901, 1978.

<i>t</i> /°C	$-\log_{10} K_w$	
	H ₂ O	D ₂ O
0	14.947	15.972
5	14.734	15.743
10	14.534	15.527
15	14.344	15.324
20	14.165	15.132
25	13.995	14.951
30	13.833	14.779
35	13.680	14.616
40	13.535	14.462
45	13.396	14.316
50	13.265	14.176
55	13.140	14.044
60	13.020	13.918
65	12.907	13.798
70	12.799	13.683
75	12.696	13.574
80	12.598	13.470
85	12.505	13.371
90	12.417	13.276
95	12.332	13.186
100	12.252	13.099

ELECTRICAL CONDUCTIVITY OF WATER

This table gives the electrical conductivity of highly purified water over a range of temperature and pressure. The first column of conductivity data refers to water at its own vapor pressure. Equations for calculating the conductivity at any temperature and pressure may be found in the reference.

Reference

Marshall, W. L., *J. Chem. Eng. Data* 32, 221, 1987.

Conductivity in μS/cm at the Indicated Pressure

<i>t</i> /°C	Sat. vapor	50 MPa	100 MPa	200 MPa	400 MPa	600 MPa
0	0.0115	0.0150	0.0189	0.0275	0.0458	0.0667
25	0.0550	0.0686	0.0836	0.117	0.194	0.291
100	0.765	0.942	1.13	1.53	2.45	3.51
200	2.99	4.08	5.22	7.65	13.1	19.5
300	2.41	4.87	7.80	14.1	28.9	46.5
400		1.17	4.91	14.3	39.2	71.3
600			0.134	4.65	33.8	85.7

ELECTRICAL CONDUCTIVITY OF AQUEOUS SOLUTIONS

The following table gives the electrical conductivity of aqueous solutions of some acids, bases, and salts as a function of concentration. All values refer to 20 °C. The conductivity κ (often called specific conductance in older literature) is the reciprocal of the resistivity. The molar conductivity Λ is related to this by $\Lambda = \kappa/c$, where c is the amount-of-substance concentration of the electrolyte. Thus if κ has units of millisiemens per centimeter (mS/cm), as in this table, and c is expressed in mol/L, then Λ has units of S cm² mol⁻¹. For these electrolytes the concentration c correspond-

ing to the mass percent values given here can be found in the table "Concentrative Properties of Aqueous Solutions" in Section 8.

References

1. *CRC Handbook of Chemistry, and Physics, 70th Edition*, Weast, R. C., Ed., CRC Press, Boca Raton, FL, 1989, p. D-221.
2. Wolf, A. V., *Aqueous Solutions and Body Fluids*, Harper and Row, New York, 1966.

Electrical Conductivity κ in mS/cm for the Indicated Concentration in Mass Percent

Name	Formula	0.5%	1%	2%	5%	10%	15%	20%	25%	30%	40%	50%
Acetic acid	CH ₃ COOH	0.3	0.6	0.8	1.2	1.5	1.7	1.7	1.6	1.4	1.1	0.8
Ammonia	NH ₃	0.5	0.7	1.0	1.1	1.0	0.7	0.5	0.4			
Ammonium chloride	NH ₄ Cl	10.5	20.4	40.3	95.3	180						
Ammonium sulfate	(NH ₄) ₂ SO ₄	7.4	14.2	25.7	57.4	105	147	185	215			
Barium chloride	BaCl ₂	4.7	9.1	17.4	40.4	76.7	109.0	137.0				
Calcium chloride	CaCl ₂	8.1	15.7	29.4	67.0	117	157	177	183	172	106	
Cesium chloride	CsCl	3.8	7.4	13.8	32.9	65.8	102	142				
Citric acid	H ₃ C(OH)(COO) ₃	1.2	2.1	3.0	4.7	6.2	7.0	7.2	7.1			
Copper(II) sulfate	CuSO ₄	2.9	5.4	9.3	19.0	32.2	42.3					
Formic acid	HCOOH	1.4	2.4	3.5	5.6	7.8	9.0	9.9	10.4	10.5	9.9	8.6
Hydrogen chloride	HCl	45.1	92.9	183								
Lithium chloride	LiCl	10.1	19.0	34.9	76.4	127	155	170	165	146		
Magnesium chloride	MgCl ₂	8.6	16.6	31.2	66.9	108	129	134	122	98		
Magnesium sulfate	MgSO ₄	4.1	7.6	13.3	27.4	42.7	54.2	51.1	44.1			
Manganese(II) sulfate	MnSO ₄		6.2	10.6	21.6	34.5	43.7	47.6				
Nitric acid	HNO ₃	28.4	56.1	108								
Oxalic acid	H ₂ C ₂ O ₄	14.0	21.8	35.3	65.6							
Phosphoric acid	H ₃ PO ₄	5.5	10.1	16.2	31.5	59.4	88.4	118	146	173	209	
Potassium bromide	KBr	5.2	10.2	19.5	47.7	95.6	144	194				
Potassium carbonate	K ₂ CO ₃	7.0	13.6	25.4	58.0	109	152	188	223			
Potassium chloride	KCl	8.2	15.7	29.5	71.9	143	208					
Potassium dihydrogen phosphate	KH ₂ PO ₄	3.0	5.9	11.0	25.0	44.6						
Potassium hydrogen carbonate	KHCO ₃	4.6	8.9	17.0	38.8	72.4	101	128				
Potassium hydrogen phosphate	K ₂ HPO ₄	5.2	9.9	18.3	40.3							
Potassium hydroxide	KOH	20.0	38.5	75.0	178							
Potassium iodide	KI	3.8	7.5	14.2	35.2	71.8	110	188	224			
Potassium nitrate	KNO ₃	5.5	10.7	20.1	47.0	87.3	124	157	182			
Potassium permanganate	KMnO ₄	3.5	6.9	13.0	30.5							
Potassium sulfate	K ₂ SO ₄	5.8	11.2	21.0	48.0	88.6						
Silver(I) nitrate	AgNO ₃	3.1	6.1	12.0	26.7	49.8	72.0	92.8	112	129	162	
Sodium acetate	NaCH ₃ COO	3.9	7.6	14.4	30.9	53.4	64.1	69.3	69.2	64.3		
Sodium bromide	NaBr	5.0	9.7	18.4	44.0	84.6	122	157	191	216		
Sodium carbonate	Na ₂ CO ₃	7.0	13.1	23.3	47.0	74.4	88.6					
Sodium chloride	NaCl	8.2	16.0	30.2	70.1	126	171	204	222			
Sodium citrate	Na ₃ C ₆ H ₅ O ₇		7.4	12.8	26.2	42.1	52.0	57.1	57.3	53.5		
Sodium dihydrogen phosphate	NaH ₂ PO ₄	2.2	4.4	9.1	21.0	33.2	43.3	49.6	53.1	54.0	46.1	
Sodium hydrogen carbonate	NaHCO ₃	4.2	8.2	15.0	31.4							
Sodium hydrogen phosphate	Na ₂ HPO ₄	4.6	8.7	15.6	31.4							
Sodium hydroxide	NaOH	24.8	48.6	93.1	206							
Sodium nitrate	NaNO ₃	5.4	10.6	20.4	46.2	82.6	111	134	152	165	178	
Sodium phosphate	Na ₃ PO ₄	7.3	14.1	22.7	43.5							
Sodium sulfate	Na ₂ SO ₄	5.9	11.2	19.8	42.7	71.3	91.1	109				
Sodium thiosulfate	Na ₂ S ₂ O ₃	5.7	10.7	19.5	43.3	76.7	104	123	134	136	118	
Strontium chloride	SrCl ₂	5.9	11.4	22.0	49.1	91.5	127	153	168	178		
Sulfuric acid	H ₂ SO ₄	24.3	47.8	92	211							
Trichloroacetic acid	CCl ₃ COOH	10.3	19.6	37.2	84.7	148	193	221				
Zinc sulfate	ZnSO ₄	2.8	5.4	10.0	20.5	33.7	43.3					

STANDARD KCl SOLUTIONS FOR CALIBRATING CONDUCTIVITY CELLS

This table presents recommended electrolytic conductivity (κ) values for aqueous potassium chloride solutions with molalities of 0.01 mol/kg, 0.1 mol/kg and 1.0 mol/kg at temperatures from 0 °C to 50 °C. The values, which are based on measurements at the National Institute of Standards and Technology, provide primary standards for the calibration of conductivity cells. The measurements at 0.01 and 0.1 molal are described in Reference 1, while those at 1.0 molal are in Reference 2. Temperatures are given on the ITS-90 scale. The uncertainty in the conductivity is about 0.03% for the 0.01 molal values and about 0.04% for the 0.1 and 1.0 molal values. The conductivity of water saturated with atmospheric CO₂ is given in the last column. These values were sub-

tracted from the original measurements to give the values in the second, third, and fourth columns. All κ values are given in units of 10⁻⁴ S/m (numerically equal to μ S/cm).

The assistance of Kenneth W. Pratt is appreciated.

References

1. Wu, Y. C., Koch, W. F., and Pratt, K. W., *J. Res. Natl. Inst. Stand. Technol.* 96, 191, 1991.
2. Wu, Y. C., Koch, W. F., Feng, D., Holland, L. A., Juhasz, E., Arvay, E., and Tomek, A., *J. Res. Natl. Inst. Stand. Technol.* 99, 241, 1994.
3. Pratt, K. W., Koch, W. F., Wu, Y. C., and Berezansky, P. A., *Pure Appl. Chem.* 73, 1783, 2001.

<i>t</i> /°C	10 ⁴ κ /S m ⁻¹				H ₂ O (CO ₂ sat.)
	0.01 m KCl	0.1 m KCl	1.0 m KCl		
0	772.92	7 116.85	63 488		0.58
5	890.96	8 183.70	72 030		0.68
10	1 013.95	9 291.72	80 844		0.79
15	1 141.45	10 437.1	89 900		0.89
18	1 219.93	11 140.6	—		0.95
20	1 273.03	11 615.9	99 170		0.99
25	1 408.23	12 824.6	108 620		1.10
30	1 546.63	14 059.2	118 240		1.20
35	1 687.79	15 316.0	127 970		1.30
40	1 831.27	16 591.0	137 810		1.40
45	1 976.62	17 880.6	147 720		1.51
50	2 123.43	19 180.9	157 670		1.61

MOLAR CONDUCTIVITY OF AQUEOUS HF, HCl, HBr, AND HI

The molar conductivity Λ of an electrolyte solution is defined as the conductivity divided by amount-of-substance concentration. The customary unit is $\text{S cm}^2 \text{mol}^{-1}$ (i.e., $\Omega^{-1} \text{cm}^2 \text{mol}^{-1}$). The first part of this table gives the molar conductivity of the hydrohalogen acids at 25 °C as a function of the concentration in mol/L. The second part gives the temperature dependence of Λ for HCl and HBr. More extensive tables and mathematical representations may be found in the reference.

Reference

Hamer, W. J., and DeWane, H. J., *Electrolytic Conductance and the Conductances of the Hydrohalogen Acids in Water*, Natl. Stand. Ref. Data Sys.- Natl. Bur. Standards (U.S.), No. 33, 1970.

$c/\text{mol L}^{-1}$	HF	HCl	HBr	HI
Inf. dil.	405.1	426.1	427.7	426.4
0.0001		424.5	425.9	424.6
0.0005		422.6	424.3	423.0
0.001		421.2	422.9	421.7
0.005	128.1	415.7	417.6	416.4
0.01	96.1	411.9	413.7	412.8
0.05	50.1	398.9	400.4	400.8
0.10	39.1	391.1	391.9	394.0
0.5	26.3	360.7	361.9	369.8
1.0	24.3	332.2	334.5	343.9
1.5		305.8	307.6	316.4
2.0		281.4	281.7	288.9
2.5		258.9	257.8	262.5
3.0		237.6	236.8	237.9

$c/\text{mol L}^{-1}$	HF	HCl	HBr	HI
3.5		218.3	217.5	215.4
4.0		200.0	199.4	195.1
4.5		183.1	182.4	176.8
5.0		167.4	166.5	160.4
5.5		152.9	151.8	145.5
6.0		139.7	138.2	131.7
6.5		127.7	125.7	118.6
7.0		116.9	114.2	105.7
7.5		107.0	103.8	
8.0		98.2	94.4	
8.5		90.3	85.8	
9.0		83.1		
9.5		76.6		
10.0		70.7		

$c/\text{mol L}^{-1}$	-20 °C	-10 °C	0 °C	10 °C	20 °C	30 °C	40 °C	50 °C
HCl								
0.5			228.7	283.0	336.4	386.8	436.9	482.4
1.0			211.7	261.6	312.2	359.0	402.9	445.3
1.5			196.2	241.5	287.5	331.1	371.6	410.8
2.0			182.0	222.7	262.9	303.3	342.4	378.2
2.5		131.7	168.5	205.1	239.8	277.0	315.2	347.6
3.0		120.8	154.6	188.5	219.3	253.3	289.3	319.0
3.5	85.5	111.3	139.6	172.2	201.6	232.9	263.9	292.1
4.0	79.3	102.7	129.2	158.1	185.6	214.2	242.2	268.2
4.5	73.7	94.9	119.5	145.4	170.6	196.6	222.5	246.7
5.0	68.5	87.8	110.3	133.5	156.6	180.2	204.1	226.5
5.5	63.6	81.1	101.7	122.5	143.6	165.0	187.1	207.7
6.0	58.9	74.9	93.7	112.3	131.5	151.0	171.3	190.3
6.5	54.4	69.1	86.2	103.0	120.4	138.2	156.9	174.3
7.0	50.2	63.7	79.3	94.4	110.2	126.4	143.3	159.7
7.5	46.3	58.6	73.0	86.5	100.9	115.7	131.6	146.2
8.0	42.7	54.0	67.1	79.4	92.4	106.1	120.6	134.0
8.5	39.4	49.8	61.7	72.9	84.7	97.3	110.7	123.0
9.0	36.4	45.9	56.8	67.1	77.8	89.4	101.7	112.9
9.5	33.6	42.3	52.3	61.8	71.5	82.3	93.6	103.9
10.0	31.2	39.1	48.2	57.0	65.8	75.9	86.3	95.7
10.5	28.9	36.1	44.5	52.7	60.7	70.1	79.6	88.4
11.0	26.8	33.4	41.1	48.8	56.1	64.9	73.6	81.7
11.5	24.9	31.0	38.0	45.3	51.9	60.1	68.0	75.6
12.0	23.1	28.7	35.3	42.0	48.0	55.6	62.8	70.0
12.5	21.4	26.7	32.7	39.0	44.4	51.4	57.9	64.8

$c/\text{mol L}^{-1}$	-20 °C	-10 °C	0 °C	10 °C	20 °C	30 °C	40 °C	50 °C
HBr								
0.5			240.9	295.9	347.0	398.9	453.6	496.8
1.0			229.6	276.0	329.0	380.4	418.6	465.2
1.5			209.5	254.9	298.9	340.6	381.8	421.4
2.0		150.8	188.6	231.3	271.8	314.1	350.5	387.4
2.5		136.8	171.7	208.3	244.8	281.7	316.0	349.1
3.0		125.7	157.2	189.5	222.2	255.0	287.8	318.6
3.5		116.1	144.1	174.6	203.2	234.4	263.7	291.9
4.0	84.0	107.5	132.3	160.2	186.8	214.2	239.7	266.9
4.5	78.0	99.0	123.0	146.4	171.2	195.1	218.8	242.6
5.0	72.3	91.4	112.6	134.0	155.7	178.2	199.6	221.3
5.5	67.0	84.2	103.1	122.7	142.1	162.8	181.4	201.8
6.0	61.8	77.2	94.3	112.0	129.6	148.0	165.4	183.4
6.5	56.8	70.7	86.0	102.0	118.0	134.1	150.5	166.3
7.0	51.9	64.6	78.4	92.6	107.1	121.4	136.3	150.8

EQUIVALENT CONDUCTIVITY OF ELECTROLYTES IN AQUEOUS SOLUTION

Petr Vanýsek

This table gives the equivalent (molar) conductivity Λ at 25 °C for some common electrolytes in aqueous solution at concentrations up to 0.1 mol/L. The units of Λ are $10^{-4} \text{ m}^2 \text{ S mol}^{-1}$.

For very dilute solutions, the equivalent conductivity for any electrolyte of concentration c can be approximately calculated using the Debye–Hückel–Onsager equation, which can be written for a symmetrical (equal charge on cation and anion) electrolyte as

$$\Lambda = \Lambda^\circ - (A + B\Lambda^\circ)c^{1/2}$$

For a solution at 25 °C and both cation and anion with charge |1|, the constants are $A = 60.20$ and $B = 0.229$. Λ° can be found from the next table, “Ionic Conductivity and Diffusion at Infinite Dilution.” The equation is reliable for $c < 0.001 \text{ mol/L}$; with higher concentration the error increases.

Compound	Infinite dilution Λ°	Concentration (mol/L)						
		0.0005	0.001	0.005	0.01	0.02	0.05	0.1
		$\Lambda (10^{-4} \text{ m}^2 \text{ S mol}^{-1})$						
AgNO ₃	133.29	131.29	130.45	127.14	124.70	121.35	115.18	109.09
1/2BaCl ₂	139.91	135.89	134.27	127.96	123.88	119.03	111.42	105.14
1/2CaCl ₂	135.77	131.86	130.30	124.19	120.30	115.59	108.42	102.41
1/2Ca(OH) ₂	258	—	—	233	226	214	—	—
CuSO ₄	133.6	121.6	115.20	94.02	83.08	72.16	59.02	50.55
HCl	425.95	422.53	421.15	415.59	411.80	407.04	398.89	391.13
KBr	151.9	149.8	148.9	146.02	143.36	140.41	135.61	131.32
KCl	149.79	147.74	146.88	143.48	141.20	138.27	133.30	128.90
KClO ₄	139.97	138.69	137.80	134.09	131.39	127.86	121.56	115.14
1/3K ₃ Fe(CN) ₆	174.5	166.4	163.1	150.7	—	—	—	—
1/4K ₄ Fe(CN) ₆	184	—	167.16	146.02	134.76	122.76	107.65	97.82
KHCO ₃	117.94	116.04	115.28	112.18	110.03	107.17	—	—
KI	150.31	148.2	143.32	144.30	142.11	139.38	134.90	131.05
KIO ₄	127.86	125.74	124.88	121.18	118.45	114.08	106.67	98.2
KNO ₃	144.89	142.70	141.77	138.41	132.75	132.34	126.25	120.34
KMnO ₄	134.8	132.7	131.9	—	126.5	—	—	113
KOH	271.5	—	234	230	228	—	219	213
KReO ₄	128.20	126.03	125.12	121.31	118.49	114.49	106.40	97.40
1/3LaCl ₃	145.9	139.6	137.0	127.5	121.8	115.3	106.2	99.1
LiCl	114.97	113.09	112.34	109.35	107.27	104.60	100.06	95.81
LiClO ₄	105.93	104.13	103.39	100.52	98.56	96.13	92.15	88.52
1/2MgCl ₂	129.34	125.55	124.15	118.25	114.49	109.99	103.03	97.05
NH ₄ Cl	149.6	147.5	146.7	143.9	141.21	138.25	133.22	128.69
NaCl	126.39	124.44	123.68	120.59	118.45	115.70	111.01	106.69
NaClO ₄	117.42	115.58	114.82	111.70	109.54	106.91	102.35	98.38
NaI	126.88	125.30	124.19	121.19	119.18	116.64	112.73	108.73
NaOOCCH ₃	91.0	89.2	88.5	85.68	83.72	81.20	76.88	72.76
NaOH	247.7	245.5	244.6	240.7	237.9	—	—	—
Na picrate	80.45	78.7	78.6	75.7	73.7	—	66.3	61.8
1/2Na ₂ SO ₄	129.8	125.68	124.09	117.09	112.38	106.73	97.70	89.94
1/2SrCl ₂	135.73	131.84	130.27	124.18	120.23	115.48	108.20	102.14
ZnSO ₄	132.7	121.3	114.47	95.44	84.87	74.20	61.17	52.61

IONIC CONDUCTIVITY AND DIFFUSION AT INFINITE DILUTION

Petr Vanýsek

This table gives the molar (equivalent) conductivity λ for common ions at infinite dilution. All values refer to aqueous solutions at 25 °C. It also lists the diffusion coefficient D of the ion in dilute aqueous solution, which is related to λ through the equation

$$D = (RT / F^2)(\lambda / |z|)$$

where R is the molar gas constant, T the temperature, F the Faraday constant, and z the charge on the ion. The variation with temperature is fairly sharp; for typical ions, λ and D increase by 2 to 3% per degree as the temperature increases from 25 °C.

The diffusion coefficient for a salt, D_{salt} , may be calculated from the D_+ and D_- values of the constituent ions by the relation

$$D_{\text{salt}} = \frac{(z_+ + |z_-|)D_+D_-}{z_+D_+ + |z_-|D_-}$$

For solutions of simple, pure electrolytes (one positive and one negative ionic species), such as NaCl, equivalent ionic conductivity Λ° , which is the molar conductivity per unit concentration of charge, is defined as

$$\Lambda^\circ = \Lambda_+ + \Lambda_-$$

where Λ_+ and Λ_- are equivalent ionic conductivities of the cation and anion. The more general formula is

$$\Lambda^\circ = \nu_+\Lambda_+ + \nu_-\Lambda_-$$

where ν_+ and ν_- refer to the number of moles of cations and anions to which one mole of the electrolyte gives a rise in the solution.

References

1. Gray, D. E., Ed., *American Institute of Physics Handbook*, McGraw-Hill, New York, 1972, 2–226.
2. Robinson, R. A., and Stokes, R. H., *Electrolyte Solutions*, Butterworths, London, 1959.
3. Lobo, V. M. M., and Quaresma, J. L., *Handbook of Electrolyte Solutions*, Physical Science Data Series 41, Elsevier, Amsterdam, 1989.
4. Conway, B. E., *Electrochemical Data*, Elsevier, Amsterdam, 1952.
5. Milazzo, G., *Electrochemistry: Theoretical Principles and Practical Applications*, Elsevier, Amsterdam, 1963.

Ion	Λ_+ $10^{-4} \text{ m}^2 \text{ S mol}^{-1}$	D $10^{-5} \text{ cm}^2 \text{ s}^{-1}$
Inorganic Cations		
Ag ⁺	61.9	1.648
1/3Al ³⁺	61	0.541
1/2Ba ²⁺	63.6	0.847
1/2Be ²⁺	45	0.599
1/2Ca ²⁺	59.47	0.792
1/2Cd ²⁺	54	0.719
1/3Ce ³⁺	69.8	0.620
1/2Co ²⁺	55	0.732
1/3[Co(NH ₃) ₆] ³⁺	101.9	0.904
1/3[Co(en) ₃] ³⁺	74.7	0.663
1/6[Co ₂ (trien) ₃] ⁶⁺	69	0.306
1/3Cr ³⁺	67	0.595
Cs ⁺	77.2	2.056
1/2Cu ²⁺	53.6	0.714
D ⁺	249.9	6.655
1/3Dy ³⁺	65.6	0.582
1/3Er ³⁺	65.9	0.585
1/3Eu ³⁺	67.8	0.602
1/2Fe ²⁺	54	0.719
1/3Fe ³⁺	68	0.604
1/3Gd ³⁺	67.3	0.597
H ⁺	349.65	9.311
1/2Hg ²⁺	68.6	0.913
1/2Hg ²⁺	63.6	0.847
1/3Ho ³⁺	66.3	0.589
K ⁺	73.48	1.957
1/3La ³⁺	69.7	0.619
Li ⁺	38.66	1.029
1/2Mg ²⁺	53.0	0.706
1/2Mn ²⁺	53.5	0.712
NH ₄ ⁺	73.5	1.957
N ₂ H ₅ ⁺	59	1.571

Ion	Λ_+ $10^{-4} \text{ m}^2 \text{ S mol}^{-1}$	D $10^{-5} \text{ cm}^2 \text{ s}^{-1}$
Na ⁺	50.08	1.334
1/3Nd ³⁺	69.4	0.616
1/2Ni ²⁺	49.6	0.661
1/4[Ni ₂ (trien) ₃] ⁴⁺	52	0.346
1/2Pb ²⁺	71	0.945
1/3Pr ³⁺	69.5	0.617
1/2Ra ²⁺	66.8	0.889
Rb ⁺	77.8	2.072
1/3Sc ³⁺	64.7	0.574
1/3Sm ³⁺	68.5	0.608
1/2Sr ²⁺	59.4	0.791
Tl ⁺	74.7	1.989
1/3Tm ³⁺	65.4	0.581
1/2UO ₂ ²⁺	32	0.426
1/3Y ³⁺	62	0.550
1/3Yb ³⁺	65.6	0.582
1/2Zn ²⁺	52.8	0.703
Inorganic Anions		
Au(CN) ₂ ⁻	50	1.331
Au(CN) ₄ ⁻	36	0.959
B(C ₆ H ₅) ₄ ⁻	21	0.559
Br ⁻	78.1	2.080
Br ₃ ⁻	43	1.145
BrO ₃ ⁻	55.7	1.483
CN ⁻	78	2.077
CNO ⁻	64.6	1.720
1/2CO ₃ ²⁻	69.3	0.923
Cl ⁻	76.31	2.032
ClO ₂ ⁻	52	1.385
ClO ₃ ⁻	64.6	1.720
ClO ₄ ⁻	67.3	1.792
1/3[Co(CN) ₆] ³⁻	98.9	0.878
1/2CrO ₄ ²⁻	85	1.132

Ion	Λ_{\pm} $10^{-4} \text{ m}^2 \text{ S mol}^{-1}$	D $10^{-5} \text{ cm}^2 \text{ s}^{-1}$	Ion	Λ_{\pm} $10^{-4} \text{ m}^2 \text{ S mol}^{-1}$	D $10^{-5} \text{ cm}^2 \text{ s}^{-1}$
F ⁻	55.4	1.475	Histidyl ⁺	23.0	0.612
1/4[Fe(CN) ₆] ⁴⁻	110.4	0.735	Hydroxyethyltrimethylarsonium ⁺	39.4	1.049
1/3[Fe(CN) ₆] ³⁻	100.9	0.896	Methylammonium ⁺	58.7	1.563
H ₂ AsO ₄ ⁻	34	0.905	Octadecylpyridinium ⁺	20	0.533
HCO ₃ ⁻	44.5	1.185	Octadecyltributylammonium ⁺	16.6	0.442
HF ₂ ⁻	75	1.997	Octadecyltriethylammonium ⁺	17.9	0.477
1/2HPO ₄ ²⁻	57	0.759	Octadecyltrimethylammonium ⁺	19.9	0.530
H ₂ PO ₄ ⁻	36	0.959	Octadecyltripropylammonium ⁺	17.2	0.458
H ₂ PO ₂ ⁻	46	1.225	Octyltrimethylammonium ⁺	26.5	0.706
HS ⁻	65	1.731	Pentylammonium ⁺	37	0.985
HSO ₃ ⁻	58	1.545	Piperidinium ⁺	37.2	0.991
HSO ₄ ⁻	52	1.385	Propylammonium ⁺	40.8	1.086
H ₂ SbO ₄ ⁻	31	0.825	Pyrimlammonium ⁺	24.3	0.647
I ⁻	76.8	2.045	Tetrabutylammonium ⁺	19.5	0.519
IO ₃ ⁻	40.5	1.078	Tetradecyltrimethylammonium ⁺	21.5	0.573
IO ₄ ⁻	54.5	1.451	Tetraethylammonium ⁺	32.6	0.868
MnO ₄ ⁻	61.3	1.632	Tetramethylammonium ⁺	44.9	1.196
1/2MoO ₄ ²⁻	74.5	1.984	Tetraisopentylammonium ⁺	17.9	0.477
N(CN) ₂ ⁻	54.5	1.451	Tetrapentylammonium ⁺	17.5	0.466
NO ₂ ⁻	71.8	1.912	Tetrapropylammonium ⁺	23.4	0.623
NO ₃ ⁻	71.42	1.902	Triethylammonium ⁺	34.3	0.913
NH ₂ SO ₃ ⁻	48.3	1.286	Triethylsulfonium ⁺	36.1	0.961
N ₃ ⁻	69	1.837	Trimethylammonium ⁺	47.23	1.258
OCN ⁻	64.6	1.720	Trimethylhexylammonium ⁺	34.6	0.921
OD ⁻	119	3.169	Trimethylsulfonium ⁺	51.4	1.369
OH ⁻	198	5.273	Tripropylammonium ⁺	26.1	0.695
PF ₆ ⁻	56.9	1.515			
1/2PO ₃ F ₂ ⁻	63.3	0.843	Organic Anions		
1/3PO ₄ ³⁻	92.8	0.824	Acetate ⁻	40.9	1.089
1/4P ₂ O ₇ ⁴⁻	96	0.639	<i>p</i> -Anisate ⁻	29.0	0.772
1/3P ₃ O ₉ ³⁻	83.6	0.742	1/2Azela ²⁻	40.6	0.541
1/5P ₃ O ₁₀ ⁵⁻	109	0.581	Benzoate ⁻	32.4	0.863
ReO ₄ ⁻	54.9	1.462	Bromoacetate ⁻	39.2	1.044
SCN ⁻	66	1.758	Bromobenzoate ⁻	30	0.799
1/2SO ₃ ²⁻	72	0.959	Butyrate ⁻	32.6	0.868
1/2SO ₄ ²⁻	80.0	1.065	Chloroacetate ⁻	39.8	1.060
1/2S ₂ O ₃ ²⁻	85.0	1.132	<i>m</i> -Chlorobenzoate ⁻	31	0.825
1/2S ₂ O ₄ ²⁻	66.5	0.885	<i>o</i> -Chlorobenzoate ⁻	30.2	0.804
1/2S ₂ O ₆ ²⁻	93	1.238	1/3Citrate ³⁻	70.2	0.623
1/2S ₂ O ₈ ²⁻	86	1.145	Crotonate ⁻	33.2	0.884
Sb(OH) ₆ ⁻	31.9	0.849	Cyanoacetate ⁻	43.4	1.156
SeCN ⁻	64.7	1.723	Cyclohexane carboxylate ⁻	28.7	0.764
1/2SeO ₄ ²⁻	75.7	1.008	1/2 1,1-Cyclopropanedicarboxylate ²⁻	53.4	0.711
1/2WO ₄ ²⁻	69	0.919	Decylsulfate ⁻	26	0.692
			Dichloroacetate ⁻	38.3	1.020
Organic Cations			1/2Diethylbarbiturate ²⁻	26.3	0.350
Benzyltrimethylammonium ⁺	34.6	0.921	Dihydrogencitrate ⁻	30	0.799
Isobutylammonium ⁺	38	1.012	1/2Dimethylmalonate ²⁻	49.4	0.658
Butyltrimethylammonium ⁺	33.6	0.895	3,5-Dinitrobenzoate ⁻	28.3	0.754
Decylpyridinium ⁺	29.5	0.786	Dodecylsulfate ⁻	24	0.639
Decyltrimethylammonium ⁺	24.4	0.650	Ethylmalonate ⁻	49.3	1.313
Diethylammonium ⁺	42.0	1.118	Ethylsulfate ⁻	39.6	1.055
Dimethylammonium ⁺	51.8	1.379	Fluoroacetate ⁻	44.4	1.182
Dipropylammonium ⁺	30.1	0.802	Fluorobenzoate ⁻	33	0.879
Dodecylammonium ⁺	23.8	0.634	Formate ⁻	54.6	1.454
Dodecyltrimethylammonium ⁺	22.6	0.602	1/2Fumarate ²⁻	61.8	0.823
Ethanolammonium ⁺	42.2	1.124	1/2Glutarate ²⁻	52.6	0.700
Ethylammonium ⁺	47.2	1.257	Hydrogenoxalate ⁻	40.2	1.070
Ethyltrimethylammonium ⁺	40.5	1.078	Isovalerate ⁻	32.7	0.871
Hexadecyltrimethylammonium ⁺	20.9	0.557	Iodoacetate ⁻	40.6	1.081
Hexyltrimethylammonium ⁺	29.6	0.788	Lactate ⁻	38.8	1.033

Ion	Λ_{\pm} $10^{-4} \text{ m}^2 \text{ S mol}^{-1}$	D $10^{-5} \text{ cm}^2 \text{ s}^{-1}$	Ion	Λ_{\pm} $10^{-4} \text{ m}^2 \text{ S mol}^{-1}$	D $10^{-5} \text{ cm}^2 \text{ s}^{-1}$
1/2Malate ²⁻	58.8	0.783	Picrate ⁻	30.37	0.809
1/2Maleate ²⁻	61.9	0.824	Pivalate ⁻	31.9	0.849
1/2Malonate ²⁻	63.5	0.845	Propionate ⁻	35.8	0.953
Methylsulfate ⁻	48.8	1.299	Propylsulfate ⁻	37.1	0.988
Naphthylacetate ⁻	28.4	0.756	Salicylate ⁻	36	0.959
1/2Oxalate ²⁻	74.11	0.987	1/2Suberate ²⁻	36	0.479
Octylsulfate ⁻	29	0.772	1/2Succinate ²⁻	58.8	0.783
Phenylacetate ⁻	30.6	0.815	<i>p</i> -Sulfonate	29.3	0.780
1/2 <i>o</i> -Phthalate ²⁻	52.3	0.696	1/2Tartarate ²⁻	59.6	0.794
1/2 <i>m</i> -Phthalate ²⁻	54.7	0.728	Trichloroacetate ⁻	35	0.932

ELECTROCHEMICAL SERIES

Petr Vanýsek

There are three tables for this electrochemical series. Each table lists standard reduction potentials, E° values, at 298.15 K (25 °C), and at a pressure of 101.325 kPa (1 atm) (not the standard pressure of 1 bar). The activity of all soluble species is assumed to be 1.000 mol/l. This is of particular importance when pH (H^+ or OH^-) takes part in the equilibrium. Table 1 is an alphabetical listing of the elements, according to the symbol of the elements. Thus, data for silver (Ag) precede those for aluminum (Al). Table 2 lists only those reduction reactions that have E° values positive in respect to the standard hydrogen electrode. In Table 2, the reactions are listed in the order of increasing positive potential, and they range from 0.0000 V to + 3.4 V. Table 3 lists only those reduction potentials which have E° negative with respect to the standard hydrogen electrode. In Table 3, the reactions are listed in the order of decreasing

potential and range from 0.0000 V to –4.10 V. The reliability of the potentials is not the same for all the data. Typically, the values with fewer significant figures have lower reliability. The values of reduction potentials, in particular those of less common reactions, are not definite; they are subject to occasional revisions.

Abbreviations: ac = acetate; bipy = 2,2'-dipyridine, or bipyridine; en = ethylenediamine; phen = 1,10-phenanthroline.

References

1. Milazzo, G., Caroli, S., and Sharma, V. K., *Tables of Standard Electrode Potentials*, 4th Edition, Wiley, Chichester, 1978.
2. Bard, A. J., Parsons, R., and Jordan, J., *Standard Potentials in Aqueous Solutions*, Marcel Dekker, New York, 1985.
3. Bratsch, S. G., *J. Phys. Chem. Ref. Data*, 18, 1–21, 1989.

TABLE 1. Alphabetical Listing

Reaction	E°/V	Reaction	E°/V
$Ac^{3+} + 3 e \rightleftharpoons Ac$	–2.20	$As + 3 H^+ + 3 e \rightleftharpoons AsH_3$	–0.608
$Ag^+ + e \rightleftharpoons Ag$	0.7996	$As_2O_3 + 6 H^+ + 6 e \rightleftharpoons 2 As + 3 H_2O$	0.234
$Ag^{2+} + e \rightleftharpoons Ag^+$	1.980	$HAsO_2 + 3 H^+ + 3 e \rightleftharpoons As + 2 H_2O$	0.248
$Ag(ac) + e \rightleftharpoons Ag + (ac)^-$	0.643	$AsO_2^- + 2 H_2O + 3 e \rightleftharpoons As + 4 OH^-$	–0.68
$AgBr + e \rightleftharpoons Ag + Br^-$	0.07133	$H_3AsO_4 + 2 H^+ + 2 e^- \rightleftharpoons HAsO_2 + 2 H_2O$	0.560
$AgBrO_3 + e \rightleftharpoons Ag + BrO_3^-$	0.546	$AsO_4^{3-} + 2 H_2O + 2 e \rightleftharpoons AsO_2^- + 4 OH^-$	–0.71
$Ag_2C_2O_4 + 2 e \rightleftharpoons 2 Ag + C_2O_4^{2-}$	0.4647	$At_2 + 2 e \rightleftharpoons 2 At^-$	0.2
$AgCl + e \rightleftharpoons Ag + Cl^-$	0.22233	$Au^+ + e \rightleftharpoons Au$	1.692
$AgCN + e \rightleftharpoons Ag + CN^-$	–0.017	$Au^{3+} + 2 e \rightleftharpoons Au^+$	1.401
$Ag_2CO_3 + 2 e \rightleftharpoons 2 Ag + CO_3^{2-}$	0.47	$Au^{3+} + 3 e \rightleftharpoons Au$	1.498
$Ag_2CrO_4 + 2 e \rightleftharpoons 2 Ag + CrO_4^{2-}$	0.4470	$Au^{2+} + e^- \rightleftharpoons Au^+$	1.8
$AgF + e \rightleftharpoons Ag + F^-$	0.779	$AuOH^{2+} + H^+ + 2 e \rightleftharpoons Au^+ + H_2O$	1.32
$Ag_4[Fe(CN)_6] + 4 e \rightleftharpoons 4 Ag + [Fe(CN)_6]^{4-}$	0.1478	$AuBr_2^- + e \rightleftharpoons Au + 2 Br^-$	0.959
$AgI + e \rightleftharpoons Ag + I^-$	–0.15224	$AuBr_4^- + 3 e \rightleftharpoons Au + 4 Br^-$	0.854
$AgIO_3 + e \rightleftharpoons Ag + IO_3^-$	0.354	$AuCl_4^- + 3 e \rightleftharpoons Au + 4 Cl^-$	1.002
$Ag_2MoO_4 + 2 e \rightleftharpoons 2 Ag + MoO_4^{2-}$	0.4573	$Au(OH)_3 + 3 H^+ + 3 e \rightleftharpoons Au + 3 H_2O$	1.45
$AgNO_2 + e \rightleftharpoons Ag + 2 NO_2^-$	0.564	$H_2BO_3^- + 5 H_2O + 8 e \rightleftharpoons BH_4^- + 8 OH^-$	–1.24
$Ag_2O + H_2O + 2 e \rightleftharpoons 2 Ag + 2 OH^-$	0.342	$H_2BO_3^- + H_2O + 3 e \rightleftharpoons B + 4 OH^-$	–1.79
$Ag_2O_3 + H_2O + 2 e \rightleftharpoons 2 AgO + 2 OH^-$	0.739	$H_3BO_3 + 3 H^+ + 3 e \rightleftharpoons B + 3 H_2O$	–0.8698
$Ag^{3+} + 2 e \rightleftharpoons Ag^+$	1.9	$B(OH)_3 + 7 H^+ + 8 e \rightleftharpoons BH_4^- + 3 H_2O$	–0.481
$Ag^{3+} + e \rightleftharpoons Ag^{2+}$	1.8	$Ba^{2+} + 2 e \rightleftharpoons Ba$	–2.912
$Ag_2O_2 + 4 H^+ + e \rightleftharpoons 2 Ag + 2 H_2O$	1.802	$Ba^{2+} + 2 e \rightleftharpoons Ba(Hg)$	–1.570
$2 AgO + H_2O + 2 e \rightleftharpoons Ag_2O + 2 OH^-$	0.607	$Ba(OH)_2 + 2 e \rightleftharpoons Ba + 2 OH^-$	–2.99
$AgOCN + e \rightleftharpoons Ag + OCN^-$	0.41	$Be^{2+} + 2 e \rightleftharpoons Be$	–1.847
$Ag_2S + 2 e \rightleftharpoons 2 Ag + S^{2-}$	–0.691	$Be_2O_3^{2-} + 3 H_2O + 4 e \rightleftharpoons 2 Be + 6 OH^-$	–2.63
$Ag_2S + 2 H^+ + 2 e \rightleftharpoons 2 Ag + H_2S$	–0.0366	p -benzoquinone + 2 H^+ + 2 $e \rightleftharpoons$ hydroquinone	0.6992
$AgSCN + e \rightleftharpoons Ag + SCN^-$	0.08951	$Bi^+ + e \rightleftharpoons Bi$	0.5
$Ag_2SeO_3 + 2 e \rightleftharpoons 2 Ag + SeO_4^{2-}$	0.3629	$Bi^{3+} + 3 e \rightleftharpoons Bi$	0.308
$Ag_2SO_4 + 2 e \rightleftharpoons 2 Ag + SO_4^{2-}$	0.654	$Bi^{3+} + 2 e \rightleftharpoons Bi^+$	0.2
$Ag_2WO_4 + 2 e \rightleftharpoons 2 Ag + WO_4^{2-}$	0.4660	$Bi + 3 H^+ + 3 e \rightleftharpoons BiH_3$	–0.8
$Al^{3+} + 3 e \rightleftharpoons Al$	–1.676	$BiCl_4^- + 3 e \rightleftharpoons Bi + 4 Cl^-$	0.16
$Al(OH)_3 + 3 e \rightleftharpoons Al + 3 OH^-$	–2.30	$Bi_2O_3 + 3 H_2O + 6 e \rightleftharpoons 2 Bi + 6 OH^-$	–0.46
$Al(OH)_4^- + 3 e \rightleftharpoons Al + 4 OH^-$	–2.310	$Bi_2O_4 + 4 H^+ + 2 e \rightleftharpoons 2 BiO^+ + 2 H_2O$	1.593
$H_2AlO_3^- + H_2O + 3 e \rightleftharpoons Al + 4 OH^-$	–2.33	$BiO^+ + 2 H^+ + 3 e \rightleftharpoons Bi + H_2O$	0.320
$AlF_6^{3-} + 3 e \rightleftharpoons Al + 6 F^-$	–2.069	$BiOCl + 2 H^+ + 3 e \rightleftharpoons Bi + Cl^- + H_2O$	0.1583
$Am^{4+} + e \rightleftharpoons Am^{3+}$	2.60	$Bk^{4+} + e \rightleftharpoons Bk^{3+}$	1.67
$Am^{2+} + 2 e \rightleftharpoons Am$	–1.9	$Bk^{2+} + 2 e \rightleftharpoons Bk$	–1.6
$Am^{3+} + 3 e \rightleftharpoons Am$	–2.048	$Bk^{3+} + e \rightleftharpoons Bk^{2+}$	–2.8
$Am^{3+} + e \rightleftharpoons Am^{2+}$	–2.3		

Reaction	E°/V
$\text{Br}_2(\text{aq}) + 2 \text{e} \rightleftharpoons 2 \text{Br}^-$	1.0873
$\text{Br}_2(\text{l}) + 2 \text{e} \rightleftharpoons 2 \text{Br}^-$	1.066
$\text{HBrO} + \text{H}^+ + 2 \text{e} \rightleftharpoons \text{Br}^- + \text{H}_2\text{O}$	1.331
$\text{HBrO} + \text{H}^+ + \text{e} \rightleftharpoons 1/2 \text{Br}_2(\text{aq}) + \text{H}_2\text{O}$	1.574
$\text{HBrO} + \text{H}^+ + \text{e} \rightleftharpoons 1/2 \text{Br}_2(\text{l}) + \text{H}_2\text{O}$	1.596
$\text{BrO}^- + \text{H}_2\text{O} + 2 \text{e} \rightleftharpoons \text{Br}^- + 2 \text{OH}^-$	0.761
$\text{BrO}_3^- + 6 \text{H}^+ + 5 \text{e} \rightleftharpoons 1/2 \text{Br}_2 + 3 \text{H}_2\text{O}$	1.482
$\text{BrO}_3^- + 6 \text{H}^+ + 6 \text{e} \rightleftharpoons \text{Br}^- + 3 \text{H}_2\text{O}$	1.423
$\text{BrO}_3^- + 3 \text{H}_2\text{O} + 6 \text{e} \rightleftharpoons \text{Br}^- + 6 \text{OH}^-$	0.61
$(\text{CN})_2 + 2 \text{H}^+ + 2 \text{e} \rightleftharpoons 2 \text{HCN}$	0.373
$2 \text{HCNO} + 2 \text{H}^+ + 2 \text{e} \rightleftharpoons (\text{CN})_2 + 2 \text{H}_2\text{O}$	0.330
$(\text{CNS})_2 + 2 \text{e} \rightleftharpoons 2 \text{CNS}^-$	0.77
$\text{CO}_2 + 2 \text{H}^+ + 2 \text{e} \rightleftharpoons \text{HCOOH}$	-0.199
$\text{Ca}^+ + \text{e} \rightleftharpoons \text{Ca}$	-3.80
$\text{Ca}^{2+} + 2 \text{e} \rightleftharpoons \text{Ca}$	-2.868
$\text{Ca}(\text{OH})_2 + 2 \text{e} \rightleftharpoons \text{Ca} + 2 \text{OH}^-$	-3.02
Calomel electrode, 1 molal KCl	0.2800
Calomel electrode, 1 molar KCl (NCE)	0.2801
Calomel electrode, 0.1 molar KCl	0.3337
Calomel electrode, saturated KCl (SCE)	0.2412
Calomel electrode, saturated NaCl (SSCE)	0.2360
$\text{Cd}^{2+} + 2 \text{e} \rightleftharpoons \text{Cd}$	-0.4030
$\text{Cd}^{2+} + 2 \text{e} \rightleftharpoons \text{Cd}(\text{Hg})$	-0.3521
$\text{Cd}(\text{OH})_2 + 2 \text{e} \rightleftharpoons \text{Cd}(\text{Hg}) + 2 \text{OH}^-$	-0.809
$\text{CdSO}_4 + 2 \text{e} \rightleftharpoons \text{Cd} + \text{SO}_4^{2-}$	-0.246
$\text{Cd}(\text{OH})_4^{2-} + 2 \text{e} \rightleftharpoons \text{Cd} + 4 \text{OH}^-$	-0.658
$\text{CdO} + \text{H}_2\text{O} + 2 \text{e} \rightleftharpoons \text{Cd} + 2 \text{OH}^-$	-0.783
$\text{Ce}^{3+} + 3 \text{e} \rightleftharpoons \text{Ce}$	-2.336
$\text{Ce}^{3+} + 3 \text{e} \rightleftharpoons \text{Ce}(\text{Hg})$	-1.4373
$\text{Ce}^{4+} + \text{e} \rightleftharpoons \text{Ce}^{3+}$	1.72
$\text{CeOH}^{3+} + \text{H}^+ + \text{e} \rightleftharpoons \text{Ce}^{3+} + \text{H}_2\text{O}$	1.715
$\text{Ce}^{4+} + \text{e} \rightleftharpoons \text{Ce}^{3+}$	3.3
$\text{Ce}^{3+} + \text{e} \rightleftharpoons \text{Ce}^{2+}$	-1.6
$\text{Ce}^{3+} + 3 \text{e} \rightleftharpoons \text{Ce}$	-1.94
$\text{Ce}^{2+} + 2 \text{e} \rightleftharpoons \text{Ce}$	-2.12
$\text{Cl}_2(\text{g}) + 2 \text{e} \rightleftharpoons 2 \text{Cl}^-$	1.35827
$\text{HClO} + \text{H}^+ + \text{e} \rightleftharpoons 1/2 \text{Cl}_2 + \text{H}_2\text{O}$	1.611
$\text{HClO} + \text{H}^+ + 2 \text{e} \rightleftharpoons \text{Cl}^- + \text{H}_2\text{O}$	1.482
$\text{ClO}^- + \text{H}_2\text{O} + 2 \text{e} \rightleftharpoons \text{Cl}^- + 2 \text{OH}^-$	0.81
$\text{ClO}_2 + \text{H}^+ + \text{e} \rightleftharpoons \text{HClO}_2$	1.277
$\text{HClO}_2 + 2 \text{H}^+ + 2 \text{e} \rightleftharpoons \text{HClO} + \text{H}_2\text{O}$	1.645
$\text{HClO}_2 + 3 \text{H}^+ + 3 \text{e} \rightleftharpoons 1/2 \text{Cl}_2 + 2 \text{H}_2\text{O}$	1.628
$\text{HClO}_2 + 3 \text{H}^+ + 4 \text{e} \rightleftharpoons \text{Cl}^- + 2 \text{H}_2\text{O}$	1.570
$\text{ClO}_2^- + \text{H}_2\text{O} + 2 \text{e} \rightleftharpoons \text{ClO}^- + 2 \text{OH}^-$	0.66
$\text{ClO}_2^- + 2 \text{H}_2\text{O} + 4 \text{e} \rightleftharpoons \text{Cl}^- + 4 \text{OH}^-$	0.76
$\text{ClO}_2(\text{aq}) + \text{e} \rightleftharpoons \text{ClO}_2^-$	0.954
$\text{ClO}_3^- + 2 \text{H}^+ + \text{e} \rightleftharpoons \text{ClO}_2 + \text{H}_2\text{O}$	1.152
$\text{ClO}_3^- + 3 \text{H}^+ + 2 \text{e} \rightleftharpoons \text{HClO}_2 + \text{H}_2\text{O}$	1.214
$\text{ClO}_3^- + 6 \text{H}^+ + 5 \text{e} \rightleftharpoons 1/2 \text{Cl}_2 + 3 \text{H}_2\text{O}$	1.47
$\text{ClO}_3^- + 6 \text{H}^+ + 6 \text{e} \rightleftharpoons \text{Cl}^- + 3 \text{H}_2\text{O}$	1.451
$\text{ClO}_3^- + \text{H}_2\text{O} + 2 \text{e} \rightleftharpoons \text{ClO}_2^- + 2 \text{OH}^-$	0.33
$\text{ClO}_3^- + 3 \text{H}_2\text{O} + 6 \text{e} \rightleftharpoons \text{Cl}^- + 6 \text{OH}^-$	0.62
$\text{ClO}_4^- + 2 \text{H}^+ + 2 \text{e} \rightleftharpoons \text{ClO}_3^- + \text{H}_2\text{O}$	1.189
$\text{ClO}_4^- + 8 \text{H}^+ + 7 \text{e} \rightleftharpoons 1/2 \text{Cl}_2 + 4 \text{H}_2\text{O}$	1.39
$\text{ClO}_4^- + 8 \text{H}^+ + 8 \text{e} \rightleftharpoons \text{Cl}^- + 4 \text{H}_2\text{O}$	1.389
$\text{ClO}_4^- + \text{H}_2\text{O} + 2 \text{e} \rightleftharpoons \text{ClO}_3^- + 2 \text{OH}^-$	0.36
$\text{Cm}^{4+} + \text{e} \rightleftharpoons \text{Cm}^{3+}$	3.0
$\text{Cm}^{3+} + 3 \text{e} \rightleftharpoons \text{Cm}$	-2.04
$\text{Co}^{2+} + 2 \text{e} \rightleftharpoons \text{Co}$	-0.28
$\text{Co}^{3+} + \text{e} \rightleftharpoons \text{Co}^{2+}$	1.92

Reaction	E°/V
$[\text{Co}(\text{NH}_3)_6]^{3+} + \text{e} \rightleftharpoons [\text{Co}(\text{NH}_3)_6]^{2+}$	0.108
$\text{Co}(\text{OH})_2 + 2 \text{e} \rightleftharpoons \text{Co} + 2 \text{OH}^-$	-0.73
$\text{Co}(\text{OH})_3 + \text{e} \rightleftharpoons \text{Co}(\text{OH})_2 + \text{OH}^-$	0.17
$\text{Cr}^{2+} + 2 \text{e} \rightleftharpoons \text{Cr}$	-0.913
$\text{Cr}^{3+} + \text{e} \rightleftharpoons \text{Cr}^{2+}$	-0.407
$\text{Cr}^{3+} + 3 \text{e} \rightleftharpoons \text{Cr}$	-0.744
$\text{Cr}_2\text{O}_7^{2-} + 14 \text{H}^+ + 6 \text{e} \rightleftharpoons 2 \text{Cr}^{3+} + 7 \text{H}_2\text{O}$	1.36
$\text{CrO}_2^- + 2 \text{H}_2\text{O} + 3 \text{e} \rightleftharpoons \text{Cr} + 4 \text{OH}^-$	-1.2
$\text{HCrO}_4^- + 7 \text{H}^+ + 3 \text{e} \rightleftharpoons \text{Cr}^{3+} + 4 \text{H}_2\text{O}$	1.350
$\text{CrO}_2 + 4 \text{H}^+ + \text{e} \rightleftharpoons \text{Cr}^{3+} + 2 \text{H}_2\text{O}$	1.48
$\text{Cr}(\text{V}) + \text{e} \rightleftharpoons \text{Cr}(\text{IV})$	1.34
$\text{CrO}_4^{2-} + 4 \text{H}_2\text{O} + 3 \text{e} \rightleftharpoons \text{Cr}(\text{OH})_3 + 5 \text{OH}^-$	-0.13
$\text{Cr}(\text{OH})_3 + 3 \text{e} \rightleftharpoons \text{Cr} + 3 \text{OH}^-$	-1.48
$\text{Cs}^+ + \text{e} \rightleftharpoons \text{Cs}$	-3.026
$\text{Cu}^+ + \text{e} \rightleftharpoons \text{Cu}$	0.521
$\text{Cu}^{2+} + \text{e} \rightleftharpoons \text{Cu}^+$	0.153
$\text{Cu}^{2+} + 2 \text{e} \rightleftharpoons \text{Cu}$	0.3419
$\text{Cu}^{2+} + 2 \text{e} \rightleftharpoons \text{Cu}(\text{Hg})$	0.345
$\text{Cu}^{3+} + \text{e} \rightleftharpoons \text{Cu}^{2+}$	2.4
$\text{Cu}_2\text{O}_3 + 6 \text{H}^+ + 2 \text{e} \rightleftharpoons 2 \text{Cu}^{2+} + 3 \text{H}_2\text{O}$	2.0
$\text{Cu}^{2+} + 2 \text{CN}^- + \text{e} \rightleftharpoons [\text{Cu}(\text{CN})_2]^-$	1.103
$\text{CuI}_2^- + \text{e} \rightleftharpoons \text{Cu} + 2 \text{I}^-$	0.00
$\text{Cu}_2\text{O} + \text{H}_2\text{O} + 2 \text{e} \rightleftharpoons 2 \text{Cu} + 2 \text{OH}^-$	-0.360
$\text{Cu}(\text{OH})_2 + 2 \text{e} \rightleftharpoons \text{Cu} + 2 \text{OH}^-$	-0.222
$2 \text{Cu}(\text{OH})_2 + 2 \text{e} \rightleftharpoons \text{Cu}_2\text{O} + 2 \text{OH}^- + \text{H}_2\text{O}$	-0.080
$2 \text{D}^+ + 2 \text{e} \rightleftharpoons \text{D}_2$	-0.013
$\text{Dy}^{2+} + 2 \text{e} \rightleftharpoons \text{Dy}$	-2.2
$\text{Dy}^{3+} + 3 \text{e} \rightleftharpoons \text{Dy}$	-2.295
$\text{Dy}^{3+} + \text{e} \rightleftharpoons \text{Dy}^{2+}$	-2.6
$\text{Er}^{2+} + 2 \text{e} \rightleftharpoons \text{Er}$	-2.0
$\text{Er}^{3+} + 3 \text{e} \rightleftharpoons \text{Er}$	-2.331
$\text{Er}^{3+} + \text{e} \rightleftharpoons \text{Er}^{2+}$	-3.0
$\text{Es}^{3+} + \text{e} \rightleftharpoons \text{Es}^{2+}$	-1.3
$\text{Es}^{3+} + 3 \text{e} \rightleftharpoons \text{Es}$	-1.91
$\text{Es}^{2+} + 2 \text{e} \rightleftharpoons \text{Es}$	-2.23
$\text{Eu}^{2+} + 2 \text{e} \rightleftharpoons \text{Eu}$	-2.812
$\text{Eu}^{3+} + 3 \text{e} \rightleftharpoons \text{Eu}$	-1.991
$\text{Eu}^{3+} + \text{e} \rightleftharpoons \text{Eu}^{2+}$	-0.36
$\text{F}_2 + 2 \text{H}^+ + 2 \text{e} \rightleftharpoons 2 \text{HF}$	3.053
$\text{F}_2 + 2 \text{e} \rightleftharpoons 2 \text{F}^-$	2.866
$\text{F}_2\text{O} + 2 \text{H}^+ + 4 \text{e} \rightleftharpoons \text{H}_2\text{O} + 2 \text{F}^-$	2.153
$\text{Fe}^{2+} + 2 \text{e} \rightleftharpoons \text{Fe}$	-0.447
$\text{Fe}^{3+} + 3 \text{e} \rightleftharpoons \text{Fe}$	-0.037
$\text{Fe}^{3+} + \text{e} \rightleftharpoons \text{Fe}^{2+}$	0.771
$2 \text{HFeO}_4^- + 8 \text{H}^+ + 6 \text{e} \rightleftharpoons \text{Fe}_2\text{O}_3 + 5 \text{H}_2\text{O}$	2.09
$\text{HFeO}_4^- + 4 \text{H}^+ + 3 \text{e} \rightleftharpoons \text{FeOOH} + 2 \text{H}_2\text{O}$	2.08
$\text{HFeO}_4^- + 7 \text{H}^+ + 3 \text{e} \rightleftharpoons \text{Fe}^{3+} + 4 \text{H}_2\text{O}$	2.07
$\text{Fe}_2\text{O}_3 + 4 \text{H}^+ + 2 \text{e} \rightleftharpoons 2 \text{FeOH}^+ + \text{H}_2\text{O}$	0.16
$[\text{Fe}(\text{CN})_6]^{3-} + \text{e} \rightleftharpoons [\text{Fe}(\text{CN})_6]^{4-}$	0.358
$\text{FeO}_4^{2-} + 8 \text{H}^+ + 3 \text{e} \rightleftharpoons \text{Fe}^{3+} + 4 \text{H}_2\text{O}$	2.20
$[\text{Fe}(\text{bipy})_2]^{3+} + \text{e} \rightleftharpoons [\text{Fe}(\text{bipy})_2]^{2+}$	0.78
$[\text{Fe}(\text{bipy})_3]^{3+} + \text{e} \rightleftharpoons [\text{Fe}(\text{bipy})_3]^{2+}$	1.03
$\text{Fe}(\text{OH})_3 + \text{e} \rightleftharpoons \text{Fe}(\text{OH})_2 + \text{OH}^-$	-0.56
$[\text{Fe}(\text{phen})_3]^{3+} + \text{e} \rightleftharpoons [\text{Fe}(\text{phen})_3]^{2+}$	1.147
$[\text{Fe}(\text{phen})_3]^{3+} + \text{e} \rightleftharpoons [\text{Fe}(\text{phen})_3]^{2+}$ (1 molar H_2SO_4)	1.06
$[\text{Fericinium}]^+ + \text{e} \rightleftharpoons \text{ferrocene}$	0.400
$\text{Fm}^{3+} + \text{e} \rightleftharpoons \text{Fm}^{2+}$	-1.1
$\text{Fm}^{3+} + 3 \text{e} \rightleftharpoons \text{Fm}$	-1.89
$\text{Fm}^{2+} + 2 \text{e} \rightleftharpoons \text{Fm}$	-2.30

Reaction	E°/V
$\text{Fr}^+ + e \rightleftharpoons \text{Fr}$	-2.9
$\text{Ga}^{3+} + 3 e \rightleftharpoons \text{Ga}$	-0.549
$\text{Ga}^+ + e \rightleftharpoons \text{Ga}$	-0.2
$\text{GaOH}^{2+} + \text{H}^+ + 3 e \rightleftharpoons \text{Ga} + \text{H}_2\text{O}$	-0.498
$\text{H}_2\text{GaO}_3^- + \text{H}_2\text{O} + 3 e \rightleftharpoons \text{Ga} + 4 \text{OH}^-$	-1.219
$\text{Gd}^{3+} + 3 e \rightleftharpoons \text{Gd}$	-2.279
$\text{Ge}^{2+} + 2 e \rightleftharpoons \text{Ge}$	0.24
$\text{Ge}^{4+} + 4 e \rightleftharpoons \text{Ge}$	0.124
$\text{Ge}^{4+} + 2 e \rightleftharpoons \text{Ge}^{2+}$	0.00
$\text{GeO}_2 + 2 \text{H}^+ + 2 e \rightleftharpoons \text{GeO} + \text{H}_2\text{O}$	-0.118
$\text{H}_2\text{GeO}_3 + 4 \text{H}^+ + 4 e \rightleftharpoons \text{Ge} + 3 \text{H}_2\text{O}$	-0.182
$2 \text{H}^+ + 2 e \rightleftharpoons \text{H}_2$	0.00000
$\text{H}_2 + 2 e \rightleftharpoons 2 \text{H}^-$	-2.23
$\text{HO}_2 + \text{H}^+ + e \rightleftharpoons \text{H}_2\text{O}_2$	1.495
$2 \text{H}_2\text{O} + 2 e \rightleftharpoons \text{H}_2 + 2 \text{OH}^-$	-0.8277
$\text{H}_2\text{O}_2 + 2 \text{H}^+ + 2 e \rightleftharpoons 2 \text{H}_2\text{O}$	1.776
$\text{Hf}^{4+} + 4 e \rightleftharpoons \text{Hf}$	-1.55
$\text{HfO}^{2+} + 2 \text{H}^+ + 4 e \rightleftharpoons \text{Hf} + \text{H}_2\text{O}$	-1.724
$\text{HfO}_2 + 4 \text{H}^+ + 4 e \rightleftharpoons \text{Hf} + 2 \text{H}_2\text{O}$	-1.505
$\text{HfO}(\text{OH})_2 + \text{H}_2\text{O} + 4 e \rightleftharpoons \text{Hf} + 4 \text{OH}^-$	-2.50
$\text{Hg}^{2+} + 2 e \rightleftharpoons \text{Hg}$	0.851
$2 \text{Hg}^{2+} + 2 e \rightleftharpoons \text{Hg}_2^{2+}$	0.920
$\text{Hg}_2^{2+} + 2 e \rightleftharpoons 2 \text{Hg}$	0.7973
$\text{Hg}_2(\text{ac})_2 + 2 e \rightleftharpoons 2 \text{Hg} + 2(\text{ac})^-$	0.51163
$\text{Hg}_2\text{Br}_2 + 2 e \rightleftharpoons 2 \text{Hg} + 2 \text{Br}^-$	0.13923
$\text{Hg}_2\text{Cl}_2 + 2 e \rightleftharpoons 2 \text{Hg} + 2 \text{Cl}^-$	0.26808
$\text{Hg}_2\text{HPO}_4 + 2 e \rightleftharpoons 2 \text{Hg} + \text{HPO}_4^{2-}$	0.6359
$\text{Hg}_2\text{I}_2 + 2 e \rightleftharpoons 2 \text{Hg} + 2 \text{I}^-$	-0.0405
$\text{Hg}_2\text{O} + \text{H}_2\text{O} + 2 e \rightleftharpoons 2 \text{Hg} + 2 \text{OH}^-$	0.123
$\text{HgO} + \text{H}_2\text{O} + 2 e \rightleftharpoons \text{Hg} + 2 \text{OH}^-$	0.0977
$\text{Hg}(\text{OH})_2 + 2 \text{H}^+ + 2 e \rightleftharpoons \text{Hg} + 2 \text{H}_2\text{O}$	1.034
$\text{Hg}_2\text{SO}_4 + 2 e \rightleftharpoons 2 \text{Hg} + \text{SO}_4^{2-}$	0.6125
$\text{Ho}^{2+} + 2 e \rightleftharpoons \text{Ho}$	-2.1
$\text{Ho}^{3+} + 3 e \rightleftharpoons \text{Ho}$	-2.33
$\text{Ho}^{3+} + e \rightleftharpoons \text{Ho}^{2+}$	-2.8
$\text{I}_2 + 2 e \rightleftharpoons 2 \text{I}^-$	0.5355
$\text{I}_3^- + 2 e \rightleftharpoons 3 \text{I}^-$	0.536
$\text{H}_3\text{IO}_6^{2-} + 2 e \rightleftharpoons \text{IO}_3^- + 3 \text{OH}^-$	0.7
$\text{H}_5\text{IO}_6 + \text{H}^+ + 2 e \rightleftharpoons \text{IO}_3^- + 3 \text{H}_2\text{O}$	1.601
$2 \text{HIO} + 2 \text{H}^+ + 2 e \rightleftharpoons \text{I}_2 + 2 \text{H}_2\text{O}$	1.439
$\text{HIO} + \text{H}^+ + 2 e \rightleftharpoons \text{I}^- + \text{H}_2\text{O}$	0.987
$\text{IO}^- + \text{H}_2\text{O} + 2 e \rightleftharpoons \text{I}^- + 2 \text{OH}^-$	0.485
$2 \text{IO}_3^- + 12 \text{H}^+ + 10 e \rightleftharpoons \text{I}_2 + 6 \text{H}_2\text{O}$	1.195
$\text{IO}_3^- + 6 \text{H}^+ + 6 e \rightleftharpoons \text{I}^- + 3 \text{H}_2\text{O}$	1.085
$\text{IO}_3^- + 2 \text{H}_2\text{O} + 4 e \rightleftharpoons \text{IO}^- + 4 \text{OH}^-$	0.15
$\text{IO}_3^- + 3 \text{H}_2\text{O} + 6 e \rightleftharpoons \text{IO}^- + 6 \text{OH}^-$	0.26
$\text{In}^+ + e \rightleftharpoons \text{In}$	-0.14
$\text{In}^{2+} + e \rightleftharpoons \text{In}^+$	-0.40
$\text{In}^{3+} + e \rightleftharpoons \text{In}^{2+}$	-0.49
$\text{In}^{3+} + 2 e \rightleftharpoons \text{In}^+$	-0.443
$\text{In}^{3+} + 3 e \rightleftharpoons \text{In}$	-0.3382
$\text{In}(\text{OH})_3 + 3 e \rightleftharpoons \text{In} + 3 \text{OH}^-$	-0.99
$\text{In}(\text{OH})_4^- + 3 e \rightleftharpoons \text{In} + 4 \text{OH}^-$	-1.007
$\text{In}_2\text{O}_3 + 3 \text{H}_2\text{O} + 6 e \rightleftharpoons 2 \text{In} + 6 \text{OH}^-$	-1.034
$\text{Ir}^{3+} + 3 e \rightleftharpoons \text{Ir}$	1.156
$[\text{IrCl}_6]^{2-} + e \rightleftharpoons [\text{IrCl}_6]^{3-}$	0.8665
$[\text{IrCl}_6]^{3-} + 3 e \rightleftharpoons \text{Ir} + 6 \text{Cl}^-$	0.77
$\text{Ir}_2\text{O}_3 + 3 \text{H}_2\text{O} + 6 e \rightleftharpoons 2 \text{Ir} + 6 \text{OH}^-$	0.098
$\text{K}^+ + e \rightleftharpoons \text{K}$	-2.931
$\text{La}^{3+} + 3 e \rightleftharpoons \text{La}$	-2.379

Reaction	E°/V
$\text{La}(\text{OH})_3 + 3 e \rightleftharpoons \text{La} + 3 \text{OH}^-$	-2.90
$\text{Li}^+ + e \rightleftharpoons \text{Li}$	-3.0401
$\text{Lr}^{3+} + 3 e \rightleftharpoons \text{Lr}$	-1.96
$\text{Lu}^{3+} + 3 e \rightleftharpoons \text{Lu}$	-2.28
$\text{Md}^{3+} + e \rightleftharpoons \text{Md}^{2+}$	-0.1
$\text{Md}^{3+} + 3 e \rightleftharpoons \text{Md}$	-1.65
$\text{Md}^{2+} + 2 e \rightleftharpoons \text{Md}$	-2.40
$\text{Mg}^+ + e \rightleftharpoons \text{Mg}$	-2.70
$\text{Mg}^{2+} + 2 e \rightleftharpoons \text{Mg}$	-2.372
$\text{Mg}(\text{OH})_2 + 2 e \rightleftharpoons \text{Mg} + 2 \text{OH}^-$	-2.690
$\text{Mn}^{2+} + 2 e \rightleftharpoons \text{Mn}$	-1.185
$\text{Mn}^{3+} + e \rightleftharpoons \text{Mn}^{2+}$	1.5415
$\text{MnO}_2 + 4 \text{H}^+ + 2 e \rightleftharpoons \text{Mn}^{2+} + 2 \text{H}_2\text{O}$	1.224
$\text{MnO}_4^- + e \rightleftharpoons \text{MnO}_4^{2-}$	0.558
$\text{MnO}_4^- + 4 \text{H}^+ + 3 e \rightleftharpoons \text{MnO}_2 + 2 \text{H}_2\text{O}$	1.679
$\text{MnO}_4^- + 8 \text{H}^+ + 5 e \rightleftharpoons \text{Mn}^{2+} + 4 \text{H}_2\text{O}$	1.507
$\text{MnO}_4^- + 2 \text{H}_2\text{O} + 3 e \rightleftharpoons \text{MnO}_2 + 4 \text{OH}^-$	0.595
$\text{MnO}_4^- + 4 \text{H}_2\text{O} + 5 e \rightleftharpoons \text{Mn}(\text{OH})_2 + 6 \text{OH}^-$	0.34
$\text{MnO}_4^{2-} + 2 \text{H}_2\text{O} + 2 e \rightleftharpoons \text{MnO}_2 + 4 \text{OH}^-$	0.60
$\text{Mn}(\text{OH})_2 + 2 e \rightleftharpoons \text{Mn} + 2 \text{OH}^-$	-1.56
$\text{Mn}(\text{OH})_3 + e \rightleftharpoons \text{Mn}(\text{OH})_2 + \text{OH}^-$	0.15
$\text{Mn}_2\text{O}_3 + 6 \text{H}^+ + e \rightleftharpoons 2 \text{Mn}^{2+} + 3 \text{H}_2\text{O}$	1.485
$\text{Mo}^{3+} + 3 e \rightleftharpoons \text{Mo}$	-0.200
$\text{MoO}_2 + 4 \text{H}^+ + 4 e \rightleftharpoons \text{Mo} + 4 \text{H}_2\text{O}$	-0.152
$\text{H}_3\text{Mo}_7\text{O}_{24}^{3-} + 45 \text{H}^+ + 42 e \rightleftharpoons 7 \text{Mo} + 24 \text{H}_2\text{O}$	0.082
$\text{MoO}_3 + 6 \text{H}^+ + 6 e \rightleftharpoons \text{Mo} + 3 \text{H}_2\text{O}$	0.075
$\text{N}_2 + 2 \text{H}_2\text{O} + 6 \text{H}^+ + 6 e \rightleftharpoons 2 \text{NH}_4\text{OH}$	0.092
$3 \text{N}_2 + 2 \text{H}^+ + 2 e \rightleftharpoons 2 \text{HN}_3$	-3.09
$\text{N}_5^+ + 3 \text{H}^+ + 2 e \rightleftharpoons 2 \text{NH}_4^+$	1.275
$\text{N}_2\text{O} + 2 \text{H}^+ + 2 e \rightleftharpoons \text{N}_2 + \text{H}_2\text{O}$	1.766
$\text{H}_2\text{N}_2\text{O}_2 + 2 \text{H}^+ + 2 e \rightleftharpoons \text{N}_2 + 2 \text{H}_2\text{O}$	2.65
$\text{N}_2\text{O}_4 + 2 e \rightleftharpoons 2 \text{NO}_2^-$	0.867
$\text{N}_2\text{O}_4 + 2 \text{H}^+ + 2 e \rightleftharpoons 2 \text{NHO}_2$	1.065
$\text{N}_2\text{O}_4 + 4 \text{H}^+ + 4 e \rightleftharpoons 2 \text{NO} + 2 \text{H}_2\text{O}$	1.035
$2 \text{NH}_3\text{OH}^+ + \text{H}^+ + 2 e \rightleftharpoons \text{N}_2\text{H}_5^+ + 2 \text{H}_2\text{O}$	1.42
$2 \text{NO} + 2 \text{H}^+ + 2 e \rightleftharpoons \text{N}_2\text{O} + \text{H}_2\text{O}$	1.591
$2 \text{NO} + \text{H}_2\text{O} + 2 e \rightleftharpoons \text{N}_2\text{O} + 2 \text{OH}^-$	0.76
$\text{HNO}_2 + \text{H}^+ + e \rightleftharpoons \text{NO} + \text{H}_2\text{O}$	0.983
$2 \text{HNO}_2 + 4 \text{H}^+ + 4 e \rightleftharpoons \text{H}_2\text{N}_2\text{O}_2 + 2 \text{H}_2\text{O}$	0.86
$2 \text{HNO}_2 + 4 \text{H}^+ + 4 e \rightleftharpoons \text{N}_2\text{O} + 3 \text{H}_2\text{O}$	1.297
$\text{NO}_2^- + \text{H}_2\text{O} + e \rightleftharpoons \text{NO} + 2 \text{OH}^-$	-0.46
$2 \text{NO}_2^- + 2 \text{H}_2\text{O} + 4 e \rightleftharpoons \text{N}_2\text{O}_2^{2-} + 4 \text{OH}^-$	-0.18
$2 \text{NO}_2^- + 3 \text{H}_2\text{O} + 4 e \rightleftharpoons \text{N}_2\text{O} + 6 \text{OH}^-$	0.15
$\text{NO}_3^- + 3 \text{H}^+ + 2 e \rightleftharpoons \text{HNO}_2 + \text{H}_2\text{O}$	0.934
$\text{NO}_3^- + 4 \text{H}^+ + 3 e \rightleftharpoons \text{NO} + 2 \text{H}_2\text{O}$	0.957
$2 \text{NO}_3^- + 4 \text{H}^+ + 2 e \rightleftharpoons \text{N}_2\text{O}_4 + 2 \text{H}_2\text{O}$	0.803
$\text{NO}_3^- + \text{H}_2\text{O} + 2 e \rightleftharpoons \text{NO}_2^- + 2 \text{OH}^-$	0.01
$2 \text{NO}_3^- + 2 \text{H}_2\text{O} + 2 e \rightleftharpoons \text{N}_2\text{O}_4 + 4 \text{OH}^-$	-0.85
$\text{Na}^+ + e \rightleftharpoons \text{Na}$	-2.71
$\text{Nb}^{3+} + 3 e \rightleftharpoons \text{Nb}$	-1.099
$\text{NbO}_2 + 2 \text{H}^+ + 2 e \rightleftharpoons \text{NbO} + \text{H}_2\text{O}$	-0.646
$\text{NbO}_2 + 4 \text{H}^+ + 4 e \rightleftharpoons \text{Nb} + 2 \text{H}_2\text{O}$	-0.690
$\text{NbO} + 2 \text{H}^+ + 2 e \rightleftharpoons \text{Nb} + \text{H}_2\text{O}$	-0.733
$\text{Nb}_2\text{O}_5 + 10 \text{H}^+ + 10 e \rightleftharpoons 2 \text{Nb} + 5 \text{H}_2\text{O}$	-0.644
$\text{Nd}^{3+} + 3 e \rightleftharpoons \text{Nd}$	-2.323
$\text{Nd}^{2+} + 2 e \rightleftharpoons \text{Nd}$	-2.1
$\text{Nd}^{3+} + e \rightleftharpoons \text{Nd}^{2+}$	-2.7
$\text{Ni}^{2+} + 2 e \rightleftharpoons \text{Ni}$	-0.257
$\text{Ni}(\text{OH})_2 + 2 e \rightleftharpoons \text{Ni} + 2 \text{OH}^-$	-0.72
$\text{NiO}_2 + 4 \text{H}^+ + 2 e \rightleftharpoons \text{Ni}^{2+} + 2 \text{H}_2\text{O}$	1.678

Reaction	E°/V
$\text{NiO}_2 + 2 \text{H}_2\text{O} + 2 \text{e} \rightleftharpoons \text{Ni(OH)}_2 + 2 \text{OH}^-$	-0.490
$\text{No}^{3+} + \text{e} \rightleftharpoons \text{No}^{2+}$	1.4
$\text{No}^{3+} + 3 \text{e} \rightleftharpoons \text{No}$	-1.20
$\text{No}^{2+} + 2 \text{e} \rightleftharpoons \text{No}$	-2.50
$\text{Np}^{3+} + 3 \text{e} \rightleftharpoons \text{Np}$	-1.856
$\text{Np}^{4+} + \text{e} \rightleftharpoons \text{Np}^{3+}$	0.147
$\text{NpO}_2 + \text{H}_2\text{O} + \text{H}^+ + \text{e} \rightleftharpoons \text{Np(OH)}_3$	-0.962
$\text{O}_2 + 2 \text{H}^+ + 2 \text{e} \rightleftharpoons \text{H}_2\text{O}_2$	0.695
$\text{O}_2 + 4 \text{H}^+ + 4 \text{e} \rightleftharpoons 2 \text{H}_2\text{O}$	1.229
$\text{O}_2 + \text{H}_2\text{O} + 2 \text{e} \rightleftharpoons \text{HO}_2^- + \text{OH}^-$	-0.076
$\text{O}_2 + 2 \text{H}_2\text{O} + 2 \text{e} \rightleftharpoons \text{H}_2\text{O}_2 + 2 \text{OH}^-$	-0.146
$\text{O}_2 + 2 \text{H}_2\text{O} + 4 \text{e} \rightleftharpoons 4 \text{OH}^-$	0.401
$\text{O}_3 + 2 \text{H}^+ + 2 \text{e} \rightleftharpoons \text{O}_2 + \text{H}_2\text{O}$	2.076
$\text{O}_3 + \text{H}_2\text{O} + 2 \text{e} \rightleftharpoons \text{O}_2 + 2 \text{OH}^-$	1.24
$\text{O(g)} + 2 \text{H}^+ + 2 \text{e} \rightleftharpoons \text{H}_2\text{O}$	2.421
$\text{OH} + \text{e} \rightleftharpoons \text{OH}^-$	2.02
$\text{HO}_2^- + \text{H}_2\text{O} + 2 \text{e} \rightleftharpoons 3 \text{OH}^-$	0.878
$\text{OsO}_4 + 8 \text{H}^+ + 8 \text{e} \rightleftharpoons \text{Os} + 4 \text{H}_2\text{O}$	0.838
$\text{OsO}_4 + 4 \text{H}^+ + 4 \text{e} \rightleftharpoons \text{OsO}_2 + 2 \text{H}_2\text{O}$	1.02
$[\text{Os}(\text{bipy})_2]^{3+} + \text{e} \rightleftharpoons [\text{Os}(\text{bipy})_2]^{2+}$	0.81
$[\text{Os}(\text{bipy})_3]^{3+} + \text{e} \rightleftharpoons [\text{Os}(\text{bipy})_3]^{2+}$	0.80
$\text{P(red)} + 3 \text{H}^+ + 3 \text{e} \rightleftharpoons \text{PH}_3(\text{g})$	-0.111
$\text{P(white)} + 3 \text{H}^+ + 3 \text{e} \rightleftharpoons \text{PH}_3(\text{g})$	-0.063
$\text{P} + 3 \text{H}_2\text{O} + 3 \text{e} \rightleftharpoons \text{PH}_3(\text{g}) + 3 \text{OH}^-$	-0.87
$\text{H}_3\text{P}_2^- + \text{e} \rightleftharpoons \text{P} + 2 \text{OH}^-$	-1.82
$\text{H}_3\text{PO}_2 + \text{H}^+ + \text{e} \rightleftharpoons \text{P} + 2 \text{H}_2\text{O}$	-0.508
$\text{H}_3\text{PO}_3 + 2 \text{H}^+ + 2 \text{e} \rightleftharpoons \text{H}_3\text{PO}_2 + \text{H}_2\text{O}$	-0.499
$\text{H}_3\text{PO}_3 + 3 \text{H}^+ + 3 \text{e} \rightleftharpoons \text{P} + 3 \text{H}_2\text{O}$	-0.454
$\text{HPO}_3^{2-} + 2 \text{H}_2\text{O} + 2 \text{e} \rightleftharpoons \text{H}_2\text{PO}_2^- + 3 \text{OH}^-$	-1.65
$\text{HPO}_3^{2-} + 2 \text{H}_2\text{O} + 3 \text{e} \rightleftharpoons \text{P} + 5 \text{OH}^-$	-1.71
$\text{H}_3\text{PO}_4 + 2 \text{H}^+ + 2 \text{e} \rightleftharpoons \text{H}_3\text{PO}_3 + \text{H}_2\text{O}$	-0.276
$\text{PO}_4^{3-} + 2 \text{H}_2\text{O} + 2 \text{e} \rightleftharpoons \text{HPO}_3^{2-} + 3 \text{OH}^-$	-1.05
$\text{Pa}^{3+} + 3 \text{e} \rightleftharpoons \text{Pa}$	-1.34
$\text{Pa}^{4+} + 4 \text{e} \rightleftharpoons \text{Pa}$	-1.49
$\text{Pa}^{4+} + \text{e} \rightleftharpoons \text{Pa}^{3+}$	-1.9
$\text{Pb}^{2+} + 2 \text{e} \rightleftharpoons \text{Pb}$	-0.1262
$\text{Pb}^{2+} + 2 \text{e} \rightleftharpoons \text{Pb(Hg)}$	-0.1205
$\text{PbBr}_2 + 2 \text{e} \rightleftharpoons \text{Pb} + 2 \text{Br}^-$	-0.284
$\text{PbCl}_2 + 2 \text{e} \rightleftharpoons \text{Pb} + 2 \text{Cl}^-$	-0.2675
$\text{PbF}_2 + 2 \text{e} \rightleftharpoons \text{Pb} + 2 \text{F}^-$	-0.3444
$\text{PbHPO}_4 + 2 \text{e} \rightleftharpoons \text{Pb} + \text{HPO}_4^{2-}$	-0.465
$\text{PbI}_2 + 2 \text{e} \rightleftharpoons \text{Pb} + 2 \text{I}^-$	-0.365
$\text{PbO} + \text{H}_2\text{O} + 2 \text{e} \rightleftharpoons \text{Pb} + 2 \text{OH}^-$	-0.580
$\text{PbO}_2 + 4 \text{H}^+ + 2 \text{e} \rightleftharpoons \text{Pb}^{2+} + 2 \text{H}_2\text{O}$	1.455
$\text{HPbO}_2^- + \text{H}_2\text{O} + 2 \text{e} \rightleftharpoons \text{Pb} + 3 \text{OH}^-$	-0.537
$\text{PbO}_2 + \text{H}_2\text{O} + 2 \text{e} \rightleftharpoons \text{PbO} + 2 \text{OH}^-$	0.247
$\text{PbO}_2 + \text{SO}_4^{2-} + 4 \text{H}^+ + 2 \text{e} \rightleftharpoons \text{PbSO}_4 + 2 \text{H}_2\text{O}$	1.6913
$\text{PbSO}_4 + 2 \text{e} \rightleftharpoons \text{Pb} + \text{SO}_4^{2-}$	-0.3588
$\text{PbSO}_4 + 2 \text{e} \rightleftharpoons \text{Pb(Hg)} + \text{SO}_4^{2-}$	-0.3505
$\text{Pd}^{2+} + 2 \text{e} \rightleftharpoons \text{Pd}$	0.951
$[\text{PdCl}_4]^{2-} + 2 \text{e} \rightleftharpoons \text{Pd} + 4 \text{Cl}^-$	0.591
$[\text{PdCl}_6]^{2-} + 2 \text{e} \rightleftharpoons [\text{PdCl}_4]^{2-} + 2 \text{Cl}^-$	1.288
$\text{Pd(OH)}_2 + 2 \text{e} \rightleftharpoons \text{Pd} + 2 \text{OH}^-$	0.07
$\text{Pm}^{2+} + 2 \text{e} \rightleftharpoons \text{Pm}$	-2.2
$\text{Pm}^{3+} + 3 \text{e} \rightleftharpoons \text{Pm}$	-2.30
$\text{Pm}^{3+} + \text{e} \rightleftharpoons \text{Pm}^{2+}$	-2.6
$\text{Po}^{2+} + 2 \text{e}^- \rightleftharpoons \text{Po}$	0.368
$\text{PoO}_2 + 4 \text{H}^+ + 2 \text{e}^- \rightleftharpoons \text{Po}^{2+} + 2 \text{H}_2\text{O}$	1.095
$\text{Pr}^{4+} + \text{e} \rightleftharpoons \text{Pr}^{3+}$	3.2
$\text{Pr}^{2+} + 2 \text{e} \rightleftharpoons \text{Pr}$	-2.0

Reaction	E°/V
$\text{Pr}^{3+} + 3 \text{e} \rightleftharpoons \text{Pr}$	-2.353
$\text{Pr}^{3+} + \text{e} \rightleftharpoons \text{Pr}^{2+}$	-3.1
$\text{Pt}^{2+} + 2 \text{e} \rightleftharpoons \text{Pt}$	1.18
$[\text{PtCl}_4]^{2-} + 2 \text{e} \rightleftharpoons \text{Pt} + 4 \text{Cl}^-$	0.755
$[\text{PtCl}_6]^{2-} + 2 \text{e} \rightleftharpoons [\text{PtCl}_4]^{2-} + 2 \text{Cl}^-$	0.68
$\text{Pt(OH)}_2 + 2 \text{e} \rightleftharpoons \text{Pt} + 2 \text{OH}^-$	0.14
$\text{PtO}_3 + 2 \text{H}^+ + 2 \text{e} \rightleftharpoons \text{PtO}_2 + \text{H}_2\text{O}$	1.7
$\text{PtO}_3 + 4 \text{H}^+ + 2 \text{e} \rightleftharpoons \text{Pt(OH)}_2^{2+} + \text{H}_2\text{O}$	1.5
$\text{PtOH}^+ + \text{H}^+ + 2 \text{e} \rightleftharpoons \text{Pt} + \text{H}_2\text{O}$	1.2
$\text{PtO}_2 + 2 \text{H}^+ + 2 \text{e} \rightleftharpoons \text{PtO} + \text{H}_2\text{O}$	1.01
$\text{PtO}_2 + 4 \text{H}^+ + 4 \text{e} \rightleftharpoons \text{Pt} + 2 \text{H}_2\text{O}$	1.00
$\text{Pu}^{3+} + 3 \text{e} \rightleftharpoons \text{Pu}$	-2.031
$\text{Pu}^{4+} + \text{e} \rightleftharpoons \text{Pu}^{3+}$	1.006
$\text{Pu}^{5+} + \text{e} \rightleftharpoons \text{Pu}^{4+}$	1.099
$\text{PuO}_2(\text{OH})_2 + 2 \text{H}^+ + 2 \text{e} \rightleftharpoons \text{Pu(OH)}_4$	1.325
$\text{PuO}_2(\text{OH})_2 + \text{H}^+ + \text{e} \rightleftharpoons \text{PuO}_2\text{OH} + \text{H}_2\text{O}$	1.062
$\text{Ra}^{2+} + 2 \text{e} \rightleftharpoons \text{Ra}$	-2.8
$\text{Rb}^+ + \text{e} \rightleftharpoons \text{Rb}$	-2.98
$\text{Re}^{3+} + 3 \text{e} \rightleftharpoons \text{Re}$	0.300
$\text{ReO}_4^- + 4 \text{H}^+ + 3 \text{e} \rightleftharpoons \text{ReO}_2 + 2 \text{H}_2\text{O}$	0.510
$\text{ReO}_2 + 4 \text{H}^+ + 4 \text{e} \rightleftharpoons \text{Re} + 2 \text{H}_2\text{O}$	0.2513
$\text{ReO}_4^- + 2 \text{H}^+ + \text{e} \rightleftharpoons \text{ReO}_3 + \text{H}_2\text{O}$	0.768
$\text{ReO}_4^- + 4 \text{H}_2\text{O} + 7 \text{e} \rightleftharpoons \text{Re} + 8 \text{OH}^-$	-0.604
$\text{ReO}_4^- + 8 \text{H}^+ + 7 \text{e} \rightleftharpoons \text{Re} + 4 \text{H}_2\text{O}$	0.34
$\text{Rh}^+ + \text{e} \rightleftharpoons \text{Rh}$	0.600
$\text{Rh}^{3+} + 3 \text{e} \rightleftharpoons \text{Rh}$	0.758
$[\text{RhCl}_6]^{3-} + 3 \text{e} \rightleftharpoons \text{Rh} + 6 \text{Cl}^-$	0.431
$\text{RhOH}^{2+} + \text{H}^+ + 3 \text{e} \rightleftharpoons \text{Rh} + \text{H}_2\text{O}$	0.83
$\text{Ru}^{2+} + 2 \text{e} \rightleftharpoons \text{Ru}$	0.455
$\text{Ru}^{3+} + \text{e} \rightleftharpoons \text{Ru}^{2+}$	0.2487
$\text{RuO}_2 + 4 \text{H}^+ + 2 \text{e} \rightleftharpoons \text{Ru}^{2+} + 2 \text{H}_2\text{O}$	1.120
$\text{RuO}_4^- + \text{e} \rightleftharpoons \text{RuO}_4^{2-}$	0.59
$\text{RuO}_4 + \text{e} \rightleftharpoons \text{RuO}_4^-$	1.00
$\text{RuO}_4 + 6 \text{H}^+ + 4 \text{e} \rightleftharpoons \text{Ru(OH)}_2^{2+} + 2 \text{H}_2\text{O}$	1.40
$\text{RuO}_4 + 8 \text{H}^+ + 8 \text{e} \rightleftharpoons \text{Ru} + 4 \text{H}_2\text{O}$	1.038
$[\text{Ru}(\text{bipy})_3]^{3+} + \text{e}^- \rightleftharpoons [\text{Ru}(\text{bipy})_3]^{2+}$	1.24
$[\text{Ru}(\text{H}_2\text{O})_6]^{3+} + \text{e}^- \rightleftharpoons [\text{Ru}(\text{H}_2\text{O})_6]^{2+}$	0.23
$[\text{Ru}(\text{NH}_3)_6]^{3+} + \text{e}^- \rightleftharpoons [\text{Ru}(\text{NH}_3)_6]^{2+}$	0.10
$[\text{Ru(en)}_3]^{3+} + \text{e}^- \rightleftharpoons [\text{Ru(en)}_3]^{2+}$	0.210
$[\text{Ru(CN)}_6]^{3-} + \text{e}^- \rightleftharpoons [\text{Ru(CN)}_6]^{4-}$	0.86
$\text{S} + 2 \text{e} \rightleftharpoons \text{S}^{2-}$	-0.47627
$\text{S} + 2 \text{H}^+ + 2 \text{e} \rightleftharpoons \text{H}_2\text{S(aq)}$	0.142
$\text{S} + \text{H}_2\text{O} + 2 \text{e} \rightleftharpoons \text{SH}^- + \text{OH}^-$	-0.478
$2 \text{S} + 2 \text{e} \rightleftharpoons \text{S}_2^{2-}$	-0.42836
$\text{S}_2\text{O}_6^{2-} + 4 \text{H}^+ + 2 \text{e} \rightleftharpoons 2 \text{H}_2\text{SO}_3$	0.564
$\text{S}_2\text{O}_8^{2-} + 2 \text{e} \rightleftharpoons 2 \text{SO}_4^{2-}$	2.010
$\text{S}_2\text{O}_8^{2-} + 2 \text{H}^+ + 2 \text{e} \rightleftharpoons 2 \text{HSO}_4^-$	2.123
$\text{S}_4\text{O}_6^{2-} + 2 \text{e} \rightleftharpoons 2 \text{S}_2\text{O}_3^{2-}$	0.08
$2 \text{H}_2\text{SO}_3 + \text{H}^+ + 2 \text{e} \rightleftharpoons \text{HS}_2\text{O}_4^- + 2 \text{H}_2\text{O}$	-0.056
$\text{H}_2\text{SO}_3 + 4 \text{H}^+ + 4 \text{e} \rightleftharpoons \text{S} + 3 \text{H}_2\text{O}$	0.449
$2 \text{SO}_3^{2-} + 2 \text{H}_2\text{O} + 2 \text{e} \rightleftharpoons \text{S}_2\text{O}_4^{2-} + 4 \text{OH}^-$	-1.12
$2 \text{SO}_3^{2-} + 3 \text{H}_2\text{O} + 4 \text{e} \rightleftharpoons \text{S}_2\text{O}_3^{2-} + 6 \text{OH}^-$	-0.571
$\text{SO}_4^{2-} + 4 \text{H}^+ + 2 \text{e} \rightleftharpoons \text{H}_2\text{SO}_3 + \text{H}_2\text{O}$	0.172
$2 \text{SO}_4^{2-} + 4 \text{H}^+ + 2 \text{e} \rightleftharpoons \text{S}_2\text{O}_6^{2-} + \text{H}_2\text{O}$	-0.22
$\text{SO}_4^{2-} + \text{H}_2\text{O} + 2 \text{e} \rightleftharpoons \text{SO}_3^{2-} + 2 \text{OH}^-$	-0.93
$\text{Sb} + 3 \text{H}^+ + 3 \text{e} \rightleftharpoons \text{SbH}_3$	-0.510
$\text{Sb}_2\text{O}_3 + 6 \text{H}^+ + 6 \text{e} \rightleftharpoons 2 \text{Sb} + 3 \text{H}_2\text{O}$	0.152
$\text{Sb}_2\text{O}_5 (\text{senarmontite}) + 4 \text{H}^+ + 4 \text{e} \rightleftharpoons \text{Sb}_2\text{O}_3 + 2 \text{H}_2\text{O}$	0.671

Reaction	E°/V
Sb_2O_5 (valentinite) + 4 H^+ + 4 $e \rightleftharpoons \text{Sb}_2\text{O}_3$ + 2 H_2O	0.649
Sb_2O_5 + 6 H^+ + 4 $e \rightleftharpoons 2 \text{SbO}^+$ + 3 H_2O	0.581
$\text{SbO}^+ + 2 \text{H}^+ + 3 e \rightleftharpoons \text{Sb} + 2 \text{H}_2\text{O}$	0.212
$\text{SbO}_2^- + 2 \text{H}_2\text{O} + 3 e \rightleftharpoons \text{Sb} + 4 \text{OH}^-$	-0.66
$\text{SbO}_3^- + \text{H}_2\text{O} + 2 e \rightleftharpoons \text{SbO}_2^- + 2 \text{OH}^-$	-0.59
$\text{Sc}^{3+} + 3 e \rightleftharpoons \text{Sc}$	-2.077
$\text{Se} + 2 e \rightleftharpoons \text{Se}^{2-}$	-0.670
$\text{Se} + 2 \text{H}^+ + 2 e \rightleftharpoons \text{H}_2\text{Se(aq)}$	-0.399
$\text{H}_2\text{SeO}_3 + 4 \text{H}^+ + 4 e \rightleftharpoons \text{Se} + 3 \text{H}_2\text{O}$	0.74
$\text{Se} + 2 \text{H}^+ + 2 e \rightleftharpoons \text{H}_2\text{Se}$	-0.082
$\text{SeO}_3^{2-} + 3 \text{H}_2\text{O} + 4 e \rightleftharpoons \text{Se} + 6 \text{OH}^-$	-0.366
$\text{SeO}_4^{2-} + 4 \text{H}^+ + 2 e \rightleftharpoons \text{H}_2\text{SeO}_3 + \text{H}_2\text{O}$	1.151
$\text{SeO}_4^{2-} + \text{H}_2\text{O} + 2 e \rightleftharpoons \text{SeO}_3^{2-} + 2 \text{OH}^-$	0.05
$\text{SiF}_6^{2-} + 4 e \rightleftharpoons \text{Si} + 6 \text{F}^-$	-1.24
$\text{SiO} + 2 \text{H}^+ + 2 e \rightleftharpoons \text{Si} + \text{H}_2\text{O}$	-0.8
SiO_2 (quartz) + 4 H^+ + 4 $e \rightleftharpoons \text{Si} + 2 \text{H}_2\text{O}$	0.857
$\text{SiO}_3^{2-} + 3 \text{H}_2\text{O} + 4 e \rightleftharpoons \text{Si} + 6 \text{OH}^-$	-1.697
$\text{Sm}^{3+} + e \rightleftharpoons \text{Sm}^{2+}$	-1.55
$\text{Sm}^{3+} + 3 e \rightleftharpoons \text{Sm}$	-2.304
$\text{Sm}^{2+} + 2 e \rightleftharpoons \text{Sm}$	-2.68
$\text{Sn}^{2+} + 2 e \rightleftharpoons \text{Sn}$	-0.1375
$\text{Sn}^{4+} + 2 e \rightleftharpoons \text{Sn}^{2+}$	0.151
$\text{Sn(OH)}_3^+ + 3 \text{H}^+ + 2 e \rightleftharpoons \text{Sn}^{2+} + 3 \text{H}_2\text{O}$	0.142
$\text{SnO}_2 + 4 \text{H}^+ + 2 e \rightleftharpoons \text{Sn}^{2+} + 2 \text{H}_2\text{O}$	-0.094
$\text{SnO}_2 + 4 \text{H}^+ + 4 e \rightleftharpoons \text{Sn} + 2 \text{H}_2\text{O}$	-0.117
$\text{SnO}_2 + 3 \text{H}^+ + 2 e \rightleftharpoons \text{SnOH}^+ + \text{H}_2\text{O}$	-0.194
$\text{SnO}_2 + 2 \text{H}_2\text{O} + 4 e \rightleftharpoons \text{Sn} + 4 \text{OH}^-$	-0.945
$\text{HSnO}_2^- + \text{H}_2\text{O} + 2 e \rightleftharpoons \text{Sn} + 3 \text{OH}^-$	-0.909
$\text{Sn(OH)}_6^{2-} + 2 e \rightleftharpoons \text{HSnO}_2^- + 3 \text{OH}^- + \text{H}_2\text{O}$	-0.93
$\text{Sr}^+ + e \rightleftharpoons \text{Sr}$	-4.10
$\text{Sr}^{2+} + 2 e \rightleftharpoons \text{Sr}$	-2.899
$\text{Sr}^{2+} + 2 e \rightleftharpoons \text{Sr(Hg)}$	-1.793
$\text{Sr(OH)}_2 + 2 e \rightleftharpoons \text{Sr} + 2 \text{OH}^-$	-2.88
$\text{Ta}_2\text{O}_5 + 10 \text{H}^+ + 10 e \rightleftharpoons 2 \text{Ta} + 5 \text{H}_2\text{O}$	-0.750
$\text{Ta}^{3+} + 3 e \rightleftharpoons \text{Ta}$	-0.6
$\text{Tc}^{2+} + 2 e \rightleftharpoons \text{Tc}$	0.400
$\text{TcO}_4^- + 4 \text{H}^+ + 3 e \rightleftharpoons \text{TcO}_2 + 2 \text{H}_2\text{O}$	0.728
$\text{Tc}^{3+} + e \rightleftharpoons \text{Tc}^{2+}$	0.3
$\text{TcO}_4^- + 8 \text{H}^+ + 7 e \rightleftharpoons \text{Tc} + 4 \text{H}_2\text{O}$	0.472
$\text{Tb}^{4+} + e \rightleftharpoons \text{Tb}^{3+}$	3.1
$\text{Tb}^{3+} + 3 e \rightleftharpoons \text{Tb}$	-2.28
$\text{Te} + 2 e \rightleftharpoons \text{Te}^{2-}$	-1.143
$\text{Te} + 2 \text{H}^+ + 2 e \rightleftharpoons \text{H}_2\text{Te}$	-0.793
$\text{Te}^{4+} + 4 e \rightleftharpoons \text{Te}$	0.568
$\text{TeO}_2 + 4 \text{H}^+ + 4 e \rightleftharpoons \text{Te} + 2 \text{H}_2\text{O}$	0.593
$\text{TeO}_3^{2-} + 3 \text{H}_2\text{O} + 4 e \rightleftharpoons \text{Te} + 6 \text{OH}^-$	-0.57
$\text{TeO}_4^{2-} + 8 \text{H}^+ + 7 e \rightleftharpoons \text{Te} + 4 \text{H}_2\text{O}$	0.472
$\text{H}_6\text{TeO}_6 + 2 \text{H}^+ + 2 e \rightleftharpoons \text{TeO}_2 + 4 \text{H}_2\text{O}$	1.02
$\text{Th}^{4+} + 4 e \rightleftharpoons \text{Th}$	-1.899
$\text{ThO}_2 + 4 \text{H}^+ + 4 e \rightleftharpoons \text{Th} + 2 \text{H}_2\text{O}$	-1.789
$\text{Th(OH)}_4 + 4 e \rightleftharpoons \text{Th} + 4 \text{OH}^-$	-2.48
$\text{Ti}^{2+} + 2 e \rightleftharpoons \text{Ti}$	-1.628
$\text{Ti}^{3+} + e \rightleftharpoons \text{Ti}^{2+}$	-0.369
$\text{TiO}_2 + 4 \text{H}^+ + 2 e \rightleftharpoons \text{Ti}^{2+} + 2 \text{H}_2\text{O}$	-0.502
$\text{Ti}^{3+} + 3 e \rightleftharpoons \text{Ti}$	-1.209

Reaction	E°/V
$\text{TiOH}^{3+} + \text{H}^+ + e \rightleftharpoons \text{Ti}^{3+} + \text{H}_2\text{O}$	-0.055
$\text{Tl}^+ + e \rightleftharpoons \text{Tl}$	-0.336
$\text{Tl}^+ + e \rightleftharpoons \text{Tl(Hg)}$	-0.3338
$\text{Ti}^{3+} + 2 e \rightleftharpoons \text{Ti}^+$	1.252
$\text{Ti}^{3+} + 3 e \rightleftharpoons \text{Ti}$	0.741
$\text{TlBr} + e \rightleftharpoons \text{Tl} + \text{Br}^-$	-0.658
$\text{TlCl} + e \rightleftharpoons \text{Tl} + \text{Cl}^-$	-0.5568
$\text{TlI} + e \rightleftharpoons \text{Tl} + \text{I}^-$	-0.752
$\text{Ti}_2\text{O}_3 + 3 \text{H}_2\text{O} + 4 e \rightleftharpoons 2 \text{Ti}^+ + 6 \text{OH}^-$	0.02
$\text{TlOH} + e \rightleftharpoons \text{Tl} + \text{OH}^-$	-0.34
$\text{Tl(OH)}_3 + 2 e \rightleftharpoons \text{TlOH} + 2 \text{OH}^-$	-0.05
$\text{Ti}_2\text{SO}_4 + 2 e \rightleftharpoons \text{Ti} + \text{SO}_4^{2-}$	-0.4360
$\text{Tm}^{3+} + e \rightleftharpoons \text{Tm}^{2+}$	-2.2
$\text{Tm}^{3+} + 3 e \rightleftharpoons \text{Tm}$	-2.319
$\text{Tm}^{2+} + 2 e \rightleftharpoons \text{Tm}$	-2.4
$\text{U}^{3+} + 3 e \rightleftharpoons \text{U}$	-1.66
$\text{U}^{4+} + e \rightleftharpoons \text{U}^{3+}$	-0.52
$\text{UO}_2^+ + 4 \text{H}^+ + e \rightleftharpoons \text{U}^{4+} + 2 \text{H}_2\text{O}$	0.612
$\text{UO}_2^{2+} + e \rightleftharpoons \text{UO}_2^+$	0.16
$\text{UO}_2^{2+} + 4 \text{H}^+ + 2 e \rightleftharpoons \text{U}^{4+} + 2 \text{H}_2\text{O}$	0.327
$\text{UO}_2^{2+} + 4 \text{H}^+ + 6 e \rightleftharpoons \text{U} + 2 \text{H}_2\text{O}$	-1.444
$\text{V}^{2+} + 2 e \rightleftharpoons \text{V}$	-1.175
$\text{V}^{3+} + e \rightleftharpoons \text{V}^{2+}$	-0.255
$\text{VO}^{2+} + 2 \text{H}^+ + e \rightleftharpoons \text{V}^{3+} + \text{H}_2\text{O}$	0.337
$\text{VO}_2^+ + 2 \text{H}^+ + e \rightleftharpoons \text{VO}^{2+} + \text{H}_2\text{O}$	0.991
$\text{V}_2\text{O}_5 + 6 \text{H}^+ + 2 e \rightleftharpoons 2 \text{VO}^{2+} + 3 \text{H}_2\text{O}$	0.957
$\text{V}_2\text{O}_5 + 10 \text{H}^+ + 10 e \rightleftharpoons 2 \text{V} + 5 \text{H}_2\text{O}$	-0.242
$\text{V(OH)}_4^+ + 2 \text{H}^+ + e \rightleftharpoons \text{VO}^{2+} + 3 \text{H}_2\text{O}$	1.00
$\text{V(OH)}_4^+ + 4 \text{H}^+ + 5 e \rightleftharpoons \text{V} + 4 \text{H}_2\text{O}$	-0.254
$[\text{V(phen)}_3]^{3+} + e \rightleftharpoons [\text{V(phen)}_3]^{2+}$	0.14
$\text{W}^{3+} + 3 e \rightleftharpoons \text{W}$	0.1
$\text{W}_2\text{O}_5 + 2 \text{H}^+ + 2 e \rightleftharpoons 2 \text{WO}_2 + \text{H}_2\text{O}$	-0.031
$\text{WO}_2 + 4 \text{H}^+ + 4 e \rightleftharpoons \text{W} + 2 \text{H}_2\text{O}$	-0.119
$\text{WO}_3 + 6 \text{H}^+ + 6 e \rightleftharpoons \text{W} + 3 \text{H}_2\text{O}$	-0.090
$\text{WO}_3 + 2 \text{H}^+ + 2 e \rightleftharpoons \text{WO}_2 + \text{H}_2\text{O}$	0.036
$2 \text{WO}_3 + 2 \text{H}^+ + 2 e \rightleftharpoons \text{W}_2\text{O}_5 + \text{H}_2\text{O}$	-0.029
$\text{H}_4\text{XeO}_6 + 2 \text{H}^+ + 2 e \rightleftharpoons \text{XeO}_3 + 3 \text{H}_2\text{O}$	2.42
$\text{XeO}_3 + 6 \text{H}^+ + 6 e \rightleftharpoons \text{Xe} + 3 \text{H}_2\text{O}$	2.10
$\text{XeF} + e \rightleftharpoons \text{Xe} + \text{F}^-$	3.4
$\text{Y}^{3+} + 3 e \rightleftharpoons \text{Y}$	-2.372
$\text{Yb}^{3+} + e \rightleftharpoons \text{Yb}^{2+}$	-1.05
$\text{Yb}^{3+} + 3 e \rightleftharpoons \text{Yb}$	-2.19
$\text{Yb}^{2+} + 2 e \rightleftharpoons \text{Yb}$	-2.76
$\text{Zn}^{2+} + 2 e \rightleftharpoons \text{Zn}$	-0.7618
$\text{Zn}^{2+} + 2 e \rightleftharpoons \text{Zn(Hg)}$	-0.7628
$\text{ZnO}_2^{2-} + 2 \text{H}_2\text{O} + 2 e \rightleftharpoons \text{Zn} + 4 \text{OH}^-$	-1.215
$\text{ZnSO}_4 \cdot 7 \text{H}_2\text{O} + 2 e \rightleftharpoons \text{Zn(Hg)} + \text{SO}_4^{2-} + 7 \text{H}_2\text{O}$ (Saturated ZnSO_4)	-0.7993
$\text{ZnOH}^+ + \text{H}^+ + 2 e \rightleftharpoons \text{Zn} + \text{H}_2\text{O}$	-0.497
$\text{Zn(OH)}_4^{2-} + 2 e \rightleftharpoons \text{Zn} + 4 \text{OH}^-$	-1.199
$\text{Zn(OH)}_2 + 2 e \rightleftharpoons \text{Zn} + 2 \text{OH}^-$	-1.249
$\text{ZnO} + \text{H}_2\text{O} + 2 e \rightleftharpoons \text{Zn} + 2 \text{OH}^-$	-1.260
$\text{ZrO}_2 + 4 \text{H}^+ + 4 e \rightleftharpoons \text{Zr} + 2 \text{H}_2\text{O}$	-1.553
$\text{ZrO(OH)}_2 + \text{H}_2\text{O} + 4 e \rightleftharpoons \text{Zr} + 4 \text{OH}^-$	-2.36
$\text{Zr}^{4+} + 4 e \rightleftharpoons \text{Zr}$	-1.45

TABLE 2. Reduction Reactions Having E° Values More Positive than That of the Standard Hydrogen Electrode

Reaction	E°/V	Reaction	E°/V
$2\text{H}^+ + 2\text{e} \rightleftharpoons \text{H}_2$	0.00000	$\text{IO}_3^- + 3\text{H}_2\text{O} + 6\text{e} \rightleftharpoons \text{I}^- + \text{OH}^-$	0.26
$\text{CuI}_2^- + \text{e} \rightleftharpoons \text{Cu} + 2\text{I}^-$	0.00	$\text{Hg}_2\text{Cl}_2 + 2\text{e} \rightleftharpoons 2\text{Hg} + 2\text{Cl}^-$	0.26808
$\text{Ge}^{4+} + 2\text{e} \rightleftharpoons \text{Ge}^{2+}$	0.00	Calomel electrode, 1 molal KCl	0.2800
$\text{NO}_3^- + \text{H}_2\text{O} + 2\text{e} \rightleftharpoons \text{NO}_2^- + 2\text{OH}^-$	0.01	Calomel electrode, 1 molar KCl (NCE)	0.2801
$\text{Tl}_2\text{O}_3 + 3\text{H}_2\text{O} + 4\text{e} \rightleftharpoons 2\text{Tl}^+ + 6\text{OH}^-$	0.02	$\text{Re}^{3+} + 3\text{e} \rightleftharpoons \text{Re}$	0.300
$\text{SeO}_4^{2-} + \text{H}_2\text{O} + 2\text{e} \rightleftharpoons \text{SeO}_3^{2-} + 2\text{OH}^-$	0.05	$\text{Tc}^{3+} + \text{e} \rightleftharpoons \text{Tc}^{2+}$	0.3
$\text{WO}_3 + 2\text{H}^+ + 2\text{e} \rightleftharpoons \text{WO}_2 + \text{H}_2\text{O}$	0.036	$\text{Bi}^{3+} + 3\text{e} \rightleftharpoons \text{Bi}$	0.308
$\text{Pd}(\text{OH})_2 + 2\text{e} \rightleftharpoons \text{Pd} + 2\text{OH}^-$	0.07	$\text{BiO}^+ + 2\text{H}^+ + 3\text{e} \rightleftharpoons \text{Bi} + \text{H}_2\text{O}$	0.320
$\text{AgBr} + \text{e} \rightleftharpoons \text{Ag} + \text{Br}^-$	0.07133	$\text{UO}_2^{2+} + 4\text{H}^+ + 2\text{e} \rightleftharpoons \text{U}^{4+} + 2\text{H}_2\text{O}$	0.327
$\text{MoO}_3 + 6\text{H}^+ + 6\text{e} \rightleftharpoons \text{Mo} + 3\text{H}_2\text{O}$	0.075	$\text{ClO}_3^- + \text{H}_2\text{O} + 2\text{e} \rightleftharpoons \text{ClO}_2^- + 2\text{OH}^-$	0.33
$\text{S}_4\text{O}_6^{2-} + 2\text{e} \rightleftharpoons 2\text{S}_2\text{O}_3^{2-}$	0.08	$2\text{HCNO} + 2\text{H}^+ + 2\text{e} \rightleftharpoons (\text{CN})_2 + 2\text{H}_2\text{O}$	0.330
$\text{H}_3\text{Mo}_7\text{O}_{24}^{3-} + 45\text{H}^+ + 42\text{e} \rightleftharpoons 7\text{Mo} + 24\text{H}_2\text{O}$	0.082	Calomel electrode, 0.1 molar KCl	0.3337
$\text{AgSCN} + \text{e} \rightleftharpoons \text{Ag} + \text{SCN}^-$	0.8951	$\text{VO}^{2+} + 2\text{H}^+ + \text{e} \rightleftharpoons \text{V}^{3+} + \text{H}_2\text{O}$	0.337
$\text{N}_2 + 2\text{H}_2\text{O} + 6\text{H}^+ + 6\text{e} \rightleftharpoons 2\text{NH}_4\text{OH}$	0.092	$\text{MnO}_4^- + 4\text{H}_2\text{O} + 5\text{e}^- \rightleftharpoons \text{Mn}(\text{OH})_2 + 6\text{OH}^-$	0.34
$\text{HgO} + \text{H}_2\text{O} + 2\text{e} \rightleftharpoons \text{Hg} + 2\text{OH}^-$	0.0977	$\text{ReO}_4^- + 8\text{H}^+ + 7\text{e} \rightleftharpoons \text{Re} + 4\text{H}_2\text{O}$	0.34
$\text{Ir}_2\text{O}_3 + 3\text{H}_2\text{O} + 6\text{e} \rightleftharpoons 2\text{Ir} + 6\text{OH}^-$	0.098	$\text{Cu}^{2+} + 2\text{e} \rightleftharpoons \text{Cu}$	0.3419
$2\text{NO} + 2\text{e} \rightleftharpoons \text{N}_2\text{O}_2^{2-}$	0.10	$\text{Ag}_2\text{O} + \text{H}_2\text{O} + 2\text{e} \rightleftharpoons 2\text{Ag} + 2\text{OH}^-$	0.342
$[\text{Ru}(\text{NH}_3)_6]^{3+} + \text{e} \rightleftharpoons [\text{Ru}(\text{NH}_3)_6]^{2+}$	0.10	$\text{Cu}^{2+} + 2\text{e} \rightleftharpoons \text{Cu}(\text{Hg})$	0.345
$\text{W}^{3+} + 3\text{e} \rightleftharpoons \text{W}$	0.1	$\text{AgIO}_3 + \text{e} \rightleftharpoons \text{Ag} + \text{IO}_3^-$	0.354
$[\text{Co}(\text{NH}_3)_6]^{3+} + \text{e} \rightleftharpoons [\text{Co}(\text{NH}_3)_6]^{2+}$	0.108	$[\text{Fe}(\text{CN})_6]^{3-} + \text{e} \rightleftharpoons [\text{Fe}(\text{CN})_6]^{4-}$	0.358
$\text{Hg}_2\text{O} + \text{H}_2\text{O} + 2\text{e} \rightleftharpoons 2\text{Hg} + 2\text{OH}^-$	0.123	$\text{ClO}_4^- + \text{H}_2\text{O} + 2\text{e} \rightleftharpoons \text{ClO}_3^- + 2\text{OH}^-$	0.36
$\text{Ge}^{4+} + 4\text{e} \rightleftharpoons \text{Ge}$	0.124	$\text{Ag}_2\text{SeO}_3 + 2\text{e} \rightleftharpoons 2\text{Ag} + \text{SeO}_3^{2-}$	0.3629
$\text{Hg}_2\text{Br}_2 + 2\text{e} \rightleftharpoons 2\text{Hg} + 2\text{Br}^-$	0.13923	$\text{Po}^{2+} + 2\text{e}^- \rightleftharpoons \text{Po}$	0.368
$\text{Pt}(\text{OH})_2 + 2\text{e} \rightleftharpoons \text{Pt} + 2\text{OH}^-$	0.14	$(\text{CN})_2 + 2\text{H}^+ + 2\text{e} \rightleftharpoons 2\text{HCN}$	0.373
$[\text{V}(\text{phen})_3]^{3+} + \text{e} \rightleftharpoons [\text{V}(\text{phen})_3]^{2+}$	0.14	$[\text{Fericinium}]^+ + \text{e} \rightleftharpoons \text{ferrocene}$	0.400
$\text{S} + 2\text{H}^+ + 2\text{e} \rightleftharpoons \text{H}_2\text{S}(\text{aq})$	0.142	$\text{Tc}^{2+} + 2\text{e} \rightleftharpoons \text{Tc}$	0.400
$\text{Sn}(\text{OH})_3^+ + 3\text{H}^+ + 2\text{e} \rightleftharpoons \text{Sn}^{2+} + 3\text{H}_2\text{O}$	0.142	$\text{O}_2 + 2\text{H}_2\text{O} + 4\text{e} \rightleftharpoons 4\text{OH}^-$	0.401
$\text{Np}^{4+} + \text{e} \rightleftharpoons \text{Np}^{3+}$	0.147	$\text{AgOCN} + \text{e} \rightleftharpoons \text{Ag} + \text{OCN}^-$	0.41
$\text{Ag}_4[\text{Fe}(\text{CN})_6] + 4\text{e} \rightleftharpoons 4\text{Ag} + [\text{Fe}(\text{CN})_6]^{4-}$	0.1478	$[\text{RhCl}_6]^{3-} + 3\text{e} \rightleftharpoons \text{Rh} + 6\text{Cl}^-$	0.431
$\text{IO}_3^- + 2\text{H}_2\text{O} + 4\text{e} \rightleftharpoons \text{IO}^- + 4\text{OH}^-$	0.15	$\text{Ag}_2\text{CrO}_4 + 2\text{e} \rightleftharpoons 2\text{Ag} + \text{CrO}_4^{2-}$	0.4470
$\text{Mn}(\text{OH})_3 + \text{e} \rightleftharpoons \text{Mn}(\text{OH})_2 + \text{OH}^-$	0.15	$\text{H}_2\text{SO}_3 + 4\text{H}^+ + 4\text{e} \rightleftharpoons \text{S} + 3\text{H}_2\text{O}$	0.449
$2\text{NO}_2^- + 3\text{H}_2\text{O} + 4\text{e} \rightleftharpoons \text{N}_2\text{O} + 6\text{OH}^-$	0.15	$\text{Ru}^{2+} + 2\text{e} \rightleftharpoons \text{Ru}$	0.455
$\text{Sn}^{4+} + 2\text{e} \rightleftharpoons \text{Sn}^{2+}$	0.151	$\text{Ag}_2\text{MoO}_4 + 2\text{e} \rightleftharpoons 2\text{Ag} + \text{MoO}_4^{2-}$	0.4573
$\text{Sb}_2\text{O}_3 + 6\text{H}^+ + 6\text{e} \rightleftharpoons 2\text{Sb} + 3\text{H}_2\text{O}$	0.152	$\text{Ag}_2\text{C}_2\text{O}_4 + 2\text{e} \rightleftharpoons 2\text{Ag} + \text{C}_2\text{O}_4^{2-}$	0.4647
$\text{Cu}^{2+} + \text{e} \rightleftharpoons \text{Cu}^+$	0.153	$\text{Ag}_2\text{WO}_4 + 2\text{e} \rightleftharpoons 2\text{Ag} + \text{WO}_4^{2-}$	0.4660
$\text{BiOCl} + 2\text{H}^+ + 3\text{e} \rightleftharpoons \text{Bi} + \text{Cl}^- + \text{H}_2\text{O}$	0.1583	$\text{Ag}_2\text{CO}_3 + 2\text{e} \rightleftharpoons 2\text{Ag} + \text{CO}_3^{2-}$	0.47
$\text{BiCl}_4^- + 3\text{e} \rightleftharpoons \text{Bi} + 4\text{Cl}^-$	0.16	$\text{TcO}_4^- + 8\text{H}^+ + 7\text{e} \rightleftharpoons \text{Tc} + 4\text{H}_2\text{O}$	0.472
$\text{Fe}_2\text{O}_3 + 4\text{H}^+ + 2\text{e} \rightleftharpoons 2\text{FeOH}^+ + \text{H}_2\text{O}$	0.16	$\text{TeO}_4^- + 8\text{H}^+ + 7\text{e} \rightleftharpoons \text{Te} + 4\text{H}_2\text{O}$	0.472
$\text{UO}_2^{2+} + \text{e} \rightleftharpoons \text{UO}_2^+$	0.16	$\text{IO}^- + \text{H}_2\text{O} + 2\text{e} \rightleftharpoons \text{I}^- + 2\text{OH}^-$	0.485
$\text{Co}(\text{OH})_3 + \text{e} \rightleftharpoons \text{Co}(\text{OH})_2 + \text{OH}^-$	0.17	$\text{NiO}_2 + 2\text{H}_2\text{O} + 2\text{e} \rightleftharpoons \text{Ni}(\text{OH})_2 + 2\text{OH}^-$	0.490
$\text{SO}_4^{2-} + 4\text{H}^+ + 2\text{e} \rightleftharpoons \text{H}_2\text{SO}_3 + \text{H}_2\text{O}$	0.172	$\text{Bi}^+ + \text{e} \rightleftharpoons \text{Bi}$	0.5
$\text{Bi}^{3+} + 2\text{e} \rightleftharpoons \text{Bi}^+$	0.2	$\text{ReO}_4^- + 4\text{H}^+ + 3\text{e} \rightleftharpoons \text{ReO}_2 + 2\text{H}_2\text{O}$	0.510
$\text{At}_2 + 2\text{e} \rightleftharpoons 2\text{At}^-$	0.2	$\text{Hg}_2(\text{ac})_2 + 2\text{e} \rightleftharpoons 2\text{Hg} + 2(\text{ac})^-$	0.51163
$[\text{Ru}(\text{en})_3]^{3+} + \text{e} \rightleftharpoons [\text{Ru}(\text{en})_3]^{2+}$	0.210	$\text{Cu}^+ + \text{e} \rightleftharpoons \text{Cu}$	0.521
$\text{SbO}^+ + 2\text{H}^+ + 3\text{e} \rightleftharpoons \text{Sb} + 2\text{H}_2\text{O}$	0.212	$\text{I}_2 + 2\text{e} \rightleftharpoons 2\text{I}^-$	0.5355
$\text{AgCl} + \text{e} \rightleftharpoons \text{Ag} + \text{Cl}^-$	0.22233	$\text{I}_3^- + 2\text{e} \rightleftharpoons 3\text{I}^-$	0.536
$[\text{Ru}(\text{H}_2\text{O})_6]^{3+} + \text{e} \rightleftharpoons [\text{Ru}(\text{H}_2\text{O})_6]^{2+}$	0.23	$\text{AgBrO}_3 + \text{e} \rightleftharpoons \text{Ag} + \text{BrO}_3^-$	0.546
$\text{As}_2\text{O}_3 + 6\text{H}^+ + 6\text{e} \rightleftharpoons 2\text{As} + 3\text{H}_2\text{O}$	0.234	$\text{MnO}_4^- + \text{e} \rightleftharpoons \text{MnO}_4^{2-}$	0.558
Calomel electrode, saturated NaCl (SSCE)	0.2360	$\text{H}_3\text{AsO}_4 + 2\text{H}^+ + 2\text{e} \rightleftharpoons \text{HAsO}_2 + 2\text{H}_2\text{O}$	0.560
$\text{Ge}^{2+} + 2\text{e} \rightleftharpoons \text{Ge}$	0.24	$\text{S}_2\text{O}_6^{2-} + 4\text{H}^+ + 2\text{e} \rightleftharpoons 2\text{H}_2\text{SO}_3$	0.564
$\text{Ru}^{3+} + \text{e} \rightleftharpoons \text{Ru}^{2+}$	0.24	$\text{AgNO}_2 + \text{e} \rightleftharpoons \text{Ag} + \text{NO}_2^-$	0.564
Calomel electrode, saturated KCl	0.2412	$\text{Te}^{4+} + 4\text{e} \rightleftharpoons \text{Te}$	0.568
$\text{PbO}_2 + \text{H}_2\text{O} + 2\text{e} \rightleftharpoons \text{PbO} + 2\text{OH}^-$	0.247	$\text{Sb}_2\text{O}_5 + 6\text{H}^+ + 4\text{e} \rightleftharpoons 2\text{SbO}^+ + 3\text{H}_2\text{O}$	0.581
$\text{HAsO}_2 + 3\text{H}^+ + 3\text{e} \rightleftharpoons \text{As} + 2\text{H}_2\text{O}$	0.248	$\text{RuO}_4^- + \text{e} \rightleftharpoons \text{RuO}_4^{2-}$	0.59
$\text{Ru}^{3+} + \text{e} \rightleftharpoons \text{Ru}^{2+}$	0.2487	$[\text{PdCl}_4]^{2-} + 2\text{e} \rightleftharpoons \text{Pd} + 4\text{Cl}^-$	0.591
$\text{ReO}_2 + 4\text{H}^+ + 4\text{e} \rightleftharpoons \text{Re} + 2\text{H}_2\text{O}$	0.2513	$\text{TeO}_2 + 4\text{H}^+ + 4\text{e} \rightleftharpoons \text{Te} + 2\text{H}_2\text{O}$	0.593

Reaction	E°/V	Reaction	E°/V
$\text{MnO}_4^- + 2 \text{H}_2\text{O} + 3 \text{e} \rightleftharpoons \text{MnO}_2 + 4 \text{OH}^-$	0.595	$\text{HIO} + \text{H}^+ + 2 \text{e} \rightleftharpoons \text{I}^- + \text{H}_2\text{O}$	0.987
$\text{Rh}^{2+} + 2 \text{e} \rightleftharpoons \text{Rh}$	0.600	$\text{VO}_2^+ + 2 \text{H}^+ + \text{e} \rightleftharpoons \text{VO}^{2+} + \text{H}_2\text{O}$	0.991
$\text{Rh}^+ + \text{e} \rightleftharpoons \text{Rh}$	0.600	$\text{PtO}_2 + 4 \text{H}^+ + 4 \text{e} \rightleftharpoons \text{Pt} + 2 \text{H}_2\text{O}$	1.00
$\text{MnO}_4^{2-} + 2 \text{H}_2\text{O} + 2 \text{e} \rightleftharpoons \text{MnO}_2 + 4 \text{OH}^-$	0.60	$\text{RuO}_4 + \text{e} \rightleftharpoons \text{RuO}_4^-$	1.00
$2 \text{AgO} + \text{H}_2\text{O} + 2 \text{e} \rightleftharpoons \text{Ag}_2\text{O} + 2 \text{OH}^-$	0.607	$\text{V}(\text{OH})_4^+ + 2 \text{H}^+ + \text{e} \rightleftharpoons \text{VO}^{2+} + 3 \text{H}_2\text{O}$	1.00
$\text{BrO}_3^- + 3 \text{H}_2\text{O} + 6 \text{e} \rightleftharpoons \text{Br}^- + 6 \text{OH}^-$	0.61	$\text{AuCl}_4^- + 3 \text{e} \rightleftharpoons \text{Au} + 4 \text{Cl}^-$	1.002
$\text{UO}_2^+ + 4 \text{H}^+ + \text{e} \rightleftharpoons \text{U}^{4+} + 2 \text{H}_2\text{O}$	0.612	$\text{Pu}^{4+} + \text{e} \rightleftharpoons \text{Pu}^{3+}$	1.006
$\text{Hg}_2\text{SO}_4 + 2 \text{e} \rightleftharpoons 2 \text{Hg} + \text{SO}_4^{2-}$	0.6125	$\text{PtO}_2 + 2 \text{H}^+ + 2 \text{e} \rightleftharpoons \text{PtO} + \text{H}_2\text{O}$	1.01
$\text{ClO}_3^- + 3 \text{H}_2\text{O} + 6 \text{e} \rightleftharpoons \text{Cl}^- + 6 \text{OH}^-$	0.62	$\text{OsO}_4 + 4 \text{H}^+ + 4 \text{e} \rightleftharpoons \text{OsO}_2 + 2 \text{H}_2\text{O}$	1.02
$\text{Hg}_2\text{HPO}_4 + 2 \text{e} \rightleftharpoons 2 \text{Hg} + \text{HPO}_4^{2-}$	0.6359	$\text{H}_6\text{TeO}_6 + 2 \text{H}^+ + 2 \text{e} \rightleftharpoons \text{TeO}_2 + 4 \text{H}_2\text{O}$	1.02
$\text{Ag}(\text{ac}) + \text{e} \rightleftharpoons \text{Ag} + (\text{ac})^-$	0.643	$[\text{Fe}(\text{bipy})_3]^{3+} + \text{e} \rightleftharpoons [\text{Fe}(\text{bipy})_3]^{2+}$	1.03
$\text{Sb}_2\text{O}_5(\text{valentinite}) + 4 \text{H}^+ + 4 \text{e} \rightleftharpoons \text{Sb}_2\text{O}_3 + 2 \text{H}_2\text{O}$	0.649	$\text{Hg}(\text{OH})_2 + 2 \text{H}^+ + 2 \text{e} \rightleftharpoons \text{Hg} + 2 \text{H}_2\text{O}$	1.034
$\text{Ag}_2\text{SO}_4 + 2 \text{e} \rightleftharpoons 2 \text{Ag} + \text{SO}_4^{2-}$	0.654	$\text{N}_2\text{O}_4 + 4 \text{H}^+ + 4 \text{e} \rightleftharpoons 2 \text{NO} + 2 \text{H}_2\text{O}$	1.035
$\text{ClO}_2^- + \text{H}_2\text{O} + 2 \text{e} \rightleftharpoons \text{ClO}^- + 2 \text{OH}^-$	0.66	$\text{RuO}_4 + 8 \text{H}^+ + 8 \text{e} \rightleftharpoons \text{Ru} + 4 \text{H}_2\text{O}$	1.038
$\text{Sb}_2\text{O}_5(\text{senarmontite}) + 4 \text{H}^+ + 4 \text{e} \rightleftharpoons \text{Sb}_2\text{O}_3 + 2 \text{H}_2\text{O}$	0.671	$[\text{Fe}(\text{phen})_3]^{3+} + \text{e} \rightleftharpoons [\text{Fe}(\text{phen})_3]^{2+} \text{ (1 molar } \text{H}_2\text{SO}_4\text{)}$	1.06
$[\text{PtCl}_6]^{2-} + 2 \text{e} \rightleftharpoons [\text{PtCl}_4]^{2-} + 2 \text{Cl}^-$	0.68	$\text{PuO}_2(\text{OH})_2 + \text{H}^+ + \text{e} \rightleftharpoons \text{PuO}_2\text{OH} + \text{H}_2\text{O}$	1.062
$\text{O}_2 + 2 \text{H}^+ + 2 \text{e} \rightleftharpoons \text{H}_2\text{O}_2$	0.695	$\text{N}_2\text{O}_4 + 2 \text{H}^+ + 2 \text{e} \rightleftharpoons 2 \text{HNO}_2$	1.065
$p\text{-benzoquinone} + 2 \text{H}^+ + 2 \text{e} \rightleftharpoons \text{hydroquinone}$	0.6992	$\text{Br}_2(\text{l}) + 2 \text{e} \rightleftharpoons 2 \text{Br}^-$	1.066
$\text{H}_3\text{IO}_6^{2-} + 2 \text{e} \rightleftharpoons \text{IO}_3^- + 3 \text{OH}^-$	0.7	$\text{IO}_3^- + 6 \text{H}^+ + 6 \text{e} \rightleftharpoons \text{I}^- + 3 \text{H}_2\text{O}$	1.085
$\text{TcO}_4^- + 4 \text{H}^+ + 3 \text{e} \rightleftharpoons \text{TcO}_2 + 2 \text{H}_2\text{O}$	0.738	$\text{Br}_2(\text{aq}) + 2 \text{e} \rightleftharpoons 2 \text{Br}^-$	1.0873
$\text{Ag}_2\text{O}_3 + \text{H}_2\text{O} + 2 \text{e} \rightleftharpoons 2 \text{AgO} + 2 \text{OH}^-$	0.739	$\text{PoO}_2 + 4 \text{H}^+ + 2 \text{e}^- \rightleftharpoons \text{Po}^{2+} + 2 \text{H}_2\text{O}$	1.095
$\text{Tl}^{3+} + 3 \text{e} \rightleftharpoons \text{Tl}$	0.741	$\text{Pu}^{5+} + \text{e} \rightleftharpoons \text{Pu}^{4+}$	1.099
$[\text{PtCl}_4]^{2-} + 2 \text{e} \rightleftharpoons \text{Pt} + 4 \text{Cl}^-$	0.755	$\text{Cu}^{2+} + 2 \text{CN}^- + \text{e} \rightleftharpoons [\text{Cu}(\text{CN})_2]^-$	1.103
$\text{Rh}^{3+} + 3 \text{e} \rightleftharpoons \text{Rh}$	0.758	$\text{RuO}_2 + 4 \text{H}^+ + 2 \text{e} \rightleftharpoons \text{Ru}^{2+} + 2 \text{H}_2\text{O}$	1.120
$\text{ClO}_2^- + 2 \text{H}_2\text{O} + 4 \text{e} \rightleftharpoons \text{Cl}^- + 4 \text{OH}^-$	0.76	$[\text{Fe}(\text{phen})_3]^{3+} + \text{e} \rightleftharpoons [\text{Fe}(\text{phen})_3]^{2+}$	1.147
$2 \text{NO} + \text{H}_2\text{O} + 2 \text{e} \rightleftharpoons \text{N}_2\text{O} + 2 \text{OH}^-$	0.76	$\text{SeO}_4^{2-} + 4 \text{H}^+ + 2 \text{e} \rightleftharpoons \text{H}_2\text{SeO}_3 + \text{H}_2\text{O}$	1.151
$\text{BrO}^- + \text{H}_2\text{O} + 2 \text{e} \rightleftharpoons \text{Br}^- + 2 \text{OH}^-$	0.761	$\text{ClO}_3^- + 2 \text{H}^+ + \text{e} \rightleftharpoons \text{ClO}_2 + \text{H}_2\text{O}$	1.152
$\text{ReO}_4^- + 2 \text{H}^+ + \text{e} \rightleftharpoons \text{ReO}_3 + \text{H}_2\text{O}$	0.768	$\text{Ir}^{3+} + 3 \text{e} \rightarrow \text{Ir}$	1.156
$(\text{CNS})_2 + 2 \text{e} \rightleftharpoons 2 \text{CNS}^-$	0.77	$\text{Pt}^{2+} + 2 \text{e} \rightleftharpoons \text{Pt}$	1.18
$[\text{IrCl}_6]^{3-} + 3 \text{e} \rightleftharpoons \text{Ir} + 6 \text{Cl}^-$	0.77	$\text{ClO}_4^- + 2 \text{H}^+ + 2 \text{e} \rightleftharpoons \text{ClO}_3^- + \text{H}_2\text{O}$	1.189
$\text{Fe}^{3+} + \text{e} \rightleftharpoons \text{Fe}^{2+}$	0.771	$2 \text{IO}_3^- + 12 \text{H}^+ + 10 \text{e} \rightleftharpoons \text{I}_2 + 6 \text{H}_2\text{O}$	1.195
$\text{AgF} + \text{e} \rightleftharpoons \text{Ag} + \text{F}^-$	0.779	$\text{PtOH}^+ + \text{H}^+ + 2 \text{e} \rightleftharpoons \text{Pt} + \text{H}_2\text{O}$	1.2
$[\text{Fe}(\text{bipy})_2]^{3+} + \text{e} \rightleftharpoons [\text{Fe}(\text{bipy})_2]^{2+}$	0.78	$\text{ClO}_3^- + 3 \text{H}^+ + 2 \text{e} \rightleftharpoons \text{HClO}_2 + \text{H}_2\text{O}$	1.214
$\text{Hg}_2^{2+} + 2 \text{e} \rightleftharpoons 2 \text{Hg}$	0.7973	$\text{MnO}_2 + 4 \text{H}^+ + 2 \text{e} \rightleftharpoons \text{Mn}^{2+} + 2 \text{H}_2\text{O}$	1.224
$\text{Ag}^+ + \text{e} \rightleftharpoons \text{Ag}$	0.7996	$\text{O}_2 + 4 \text{H}^+ + 4 \text{e} \rightleftharpoons 2 \text{H}_2\text{O}$	1.229
$[\text{Os}(\text{bipy})_3]^{3+} + \text{e} \rightleftharpoons [\text{Os}(\text{bipy})_3]^{2+}$	0.80	$\text{O}_3 + \text{H}_2\text{O} + 2 \text{e} \rightleftharpoons \text{O}_2 + 2 \text{OH}^-$	1.24
$2 \text{NO}_3^- + 4 \text{H}^+ + 2 \text{e} \rightleftharpoons \text{N}_2\text{O}_4 + 2 \text{H}_2\text{O}$	0.803	$[\text{Ru}(\text{bipy})_3]^{3+} + \text{e} \rightleftharpoons [\text{Ru}(\text{bipy})_3]^{2+}$	1.24
$[\text{Os}(\text{bipy})_2]^{3+} + \text{e} \rightleftharpoons [\text{Os}(\text{bipy})_2]^{2+}$	0.81	$\text{TI}^{3+} + 2 \text{e} \rightleftharpoons \text{TI}^+$	1.252
$\text{RhOH}^{2+} + \text{H}^+ + 3 \text{e} \rightleftharpoons \text{Rh} + \text{H}_2\text{O}$	0.83	$\text{N}_2\text{H}_5^+ + 3 \text{H}^+ + 2 \text{e} \rightleftharpoons 2 \text{NH}_4^+$	1.275
$\text{OsO}_4 + 8 \text{H}^+ + 8 \text{e} \rightleftharpoons \text{Os} + 4 \text{H}_2\text{O}$	0.838	$\text{ClO}_2 + \text{H}^+ + \text{e} \rightleftharpoons \text{HClO}_2$	1.277
$\text{ClO}^- + \text{H}_2\text{O} + 2 \text{e} \rightleftharpoons \text{Cl}^- + 2 \text{OH}^-$	0.841	$[\text{PdCl}_6]^{2-} + 2 \text{e} \rightleftharpoons [\text{PdCl}_4]^{2-} + 2 \text{Cl}^-$	1.288
$\text{Hg}_2^{2+} + 2 \text{e} \rightleftharpoons \text{Hg}$	0.851	$2 \text{HNO}_2 + 4 \text{H}^+ + 4 \text{e} \rightleftharpoons \text{N}_2\text{O} + 3 \text{H}_2\text{O}$	1.297
$\text{AuBr}_4^- + 3 \text{e} \rightleftharpoons \text{Au} + 4 \text{Br}^-$	0.854	$\text{AuOH}^{2+} + \text{H}^+ + 2 \text{e} \rightleftharpoons \text{Au}^+ + \text{H}_2\text{O}$	1.32
$\text{SiO}_2(\text{quartz}) + 4 \text{H}^+ + 4 \text{e} \rightleftharpoons \text{Si} + 2 \text{H}_2\text{O}$	0.857	$\text{PuO}_2(\text{OH})_2 + 2 \text{H}^+ + 2 \text{e} \rightleftharpoons \text{Pu}(\text{OH})_4$	1.325
$2 \text{HNO}_2 + 4 \text{H}^+ + 4 \text{e} \rightleftharpoons \text{H}_2\text{N}_2\text{O}_2 + \text{H}_2\text{O}$	0.86	$\text{HBrO} + \text{H}^+ + 2 \text{e} \rightleftharpoons \text{Br}^- + \text{H}_2\text{O}$	1.331
$[\text{Ru}(\text{CN})_6]^{3-} + \text{e}^- \rightleftharpoons [\text{Ru}(\text{CN})_6]^{4-}$	0.86	$\text{Cr(V)} + \text{e} \rightleftharpoons \text{Cr(IV)}$	1.34
$[\text{IrCl}_6]^{2-} + \text{e} \rightleftharpoons [\text{IrCl}_6]^{3-}$	0.8665	$\text{HCrO}_4^- + 7 \text{H}^+ + 3 \text{e} \rightleftharpoons \text{Cr}^{3+} + 4 \text{H}_2\text{O}$	1.350
$\text{N}_2\text{O}_4 + 2 \text{e} \rightleftharpoons 2 \text{NO}_2^-$	0.867	$\text{Cl}_2(\text{g}) + 2 \text{e} \rightleftharpoons 2 \text{Cl}^-$	1.35827
$\text{HO}_2^- + \text{H}_2\text{O} + 2 \text{e} \rightleftharpoons 3 \text{OH}^-$	0.878	$\text{Cr}_2\text{O}_7^{2-} + 14 \text{H}^+ + 6 \text{e} \rightleftharpoons 2 \text{Cr}^{3+} + 7 \text{H}_2\text{O}$	1.36
$2 \text{Hg}_2^{2+} + 2 \text{e} \rightleftharpoons \text{Hg}_2^{2+}$	0.920	$\text{ClO}_4^- + 8 \text{H}^+ + 8 \text{e} \rightleftharpoons \text{Cl}^- + 4 \text{H}_2\text{O}$	1.389
$\text{NO}_3^- + 3 \text{H}^+ + 2 \text{e} \rightleftharpoons \text{HNO}_2 + \text{H}_2\text{O}$	0.934	$\text{ClO}_4^- + 8 \text{H}^+ + 7 \text{e} \rightleftharpoons 1/2 \text{Cl}_2 + 4 \text{H}_2\text{O}$	1.39
$\text{Pd}^{2+} + 2 \text{e} \rightleftharpoons \text{Pd}$	0.951	$\text{No}^{3+} + \text{e} \rightleftharpoons \text{No}^{2+}$	1.4
$\text{ClO}_2(\text{aq}) + \text{e} \rightleftharpoons \text{ClO}_2^-$	0.954	$\text{RuO}_4 + 6 \text{H}^+ + 4 \text{e} \rightleftharpoons \text{Ru}(\text{OH})_2^{2+} + 2 \text{H}_2\text{O}$	1.40
$\text{NO}_3^- + 4 \text{H}^+ + 3 \text{e} \rightleftharpoons \text{NO} + 2 \text{H}_2\text{O}$	0.957	$\text{Au}^{3+} + 2 \text{e} \rightleftharpoons \text{Au}^+$	1.401
$\text{V}_2\text{O}_5 + 6 \text{H}^+ + 2 \text{e} \rightleftharpoons 2 \text{VO}^{2+} + 3 \text{H}_2\text{O}$	0.957	$2 \text{NH}_3\text{OH}^+ + \text{H}^+ + 2 \text{e} \rightleftharpoons \text{N}_2\text{H}_5^+ + 2 \text{H}_2\text{O}$	1.42
$\text{AuBr}_2^- + \text{e} \rightleftharpoons \text{Au} + 2 \text{Br}^-$	0.959	$\text{BrO}_3^- + 6 \text{H}^+ + 6 \text{e} \rightleftharpoons \text{Br}^- + 3 \text{H}_2\text{O}$	1.423
$\text{HNO}_2 + \text{H}^+ + \text{e} \rightleftharpoons \text{NO} + \text{H}_2\text{O}$	0.983	$2 \text{HIO} + 2 \text{H}^+ + 2 \text{e} \rightleftharpoons \text{I}_2 + 2 \text{H}_2\text{O}$	1.439

Reaction	E°/V	Reaction	E°/V
$\text{Au}(\text{OH})_3 + 3 \text{H}^+ + 3 \text{e} \rightleftharpoons \text{Au}^- + 3 \text{H}_2\text{O}$	1.45	$\text{H}_2\text{O}_2 + 2 \text{H}^+ + 2 \text{e} \rightleftharpoons 2 \text{H}_2\text{O}$	1.776
$3\text{IO}_3^- + 6 \text{H}^+ + 6 \text{e} \rightleftharpoons \text{Cl}^- + 3 \text{H}_2\text{O}$	1.451	$\text{Ag}^{3+} + \text{e} \rightleftharpoons \text{Ag}^{2+}$	1.8
$\text{PbO}_2 + 4 \text{H}^+ + 2 \text{e} \rightleftharpoons \text{Pb}^{2+} + 2 \text{H}_2\text{O}$	1.455	$\text{Au}^{2+} + \text{e}^- \rightleftharpoons \text{Au}^+$	1.8
$\text{ClO}_3^- + 6 \text{H}^+ + 5 \text{e} \rightleftharpoons 1/2 \text{Cl}_2 + 3 \text{H}_2\text{O}$	1.47	$\text{Ag}_2\text{O}_2 + 4 \text{H}^+ + \text{e} \rightleftharpoons 2 \text{Ag} + 2 \text{H}_2\text{O}$	1.802
$\text{CrO}_2 + 4 \text{H}^+ + \text{e} \rightleftharpoons \text{Cr}^{3+} + 2 \text{H}_2\text{O}$	1.48	$\text{Co}^{3+} + \text{e} \rightleftharpoons \text{Co}^{2+} (2 \text{ molar } \text{H}_2\text{SO}_4)$	1.83
$\text{BrO}_3^- + 6 \text{H}^+ + 5 \text{e} \rightleftharpoons 1/2 \text{Br}_2 + 3 \text{H}_2\text{O}$	1.482	$\text{Ag}^{3+} + 2 \text{e} \rightleftharpoons \text{Ag}^+$	1.9
$\text{HClO} + \text{H}^+ + 2 \text{e} \rightleftharpoons \text{Cl}^- + \text{H}_2\text{O}$	1.482	$\text{Co}^{3+} + \text{e} \rightleftharpoons \text{Co}^{2+}$	1.92
$\text{Mn}_2\text{O}_3 + 6 \text{H}^+ + \text{e} \rightleftharpoons 2 \text{Mn}^{2+} + 3 \text{H}_2\text{O}$	1.485	$\text{Ag}^{2+} + \text{e} \rightleftharpoons \text{Ag}^+$	1.980
$\text{HO}_2 + \text{H}^+ + \text{e} \rightleftharpoons \text{H}_2\text{O}_2$	1.495	$\text{Cu}_2\text{O}_3 + 6 \text{H}^+ + 2 \text{e} \rightleftharpoons 2 \text{Cu}^{2+} + 3 \text{H}_2\text{O}$	2.0
$\text{Au}^{3+} + 3 \text{e} \rightleftharpoons \text{Au}$	1.498	$\text{S}_2\text{O}_8^{2-} + 2 \text{e} \rightleftharpoons 2 \text{SO}_4^{2-}$	2.010
$\text{PtO}_3 + 4 \text{H}^+ + 2 \text{e} \rightleftharpoons \text{Pt}(\text{OH})_2^{2+} + \text{H}_2\text{O}$	1.5	$\text{OH} + \text{e} \rightleftharpoons \text{OH}^-$	2.02
$\text{MnO}_4^- + 8 \text{H}^+ + 5 \text{e} \rightleftharpoons \text{Mn}^{2+} + 4 \text{H}_2\text{O}$	1.507	$\text{HFeO}_4^- + 7 \text{H}^+ + 3 \text{e} \rightleftharpoons \text{Fe}^{3+} + 4 \text{H}_2\text{O}$	2.07
$\text{Mn}^{3+} + \text{e} \rightleftharpoons \text{Mn}^{2+}$	1.5415	$\text{O}_3 + 2 \text{H}^+ + 2 \text{e} \rightleftharpoons \text{O}_2 + \text{H}_2\text{O}$	2.076
$\text{HClO}_2 + 3 \text{H}^+ + 4 \text{e} \rightleftharpoons \text{Cl}^- + 2 \text{H}_2\text{O}$	1.570	$\text{HFeO}_4^- + 4 \text{H}^+ + 3 \text{e} \rightleftharpoons \text{FeOOH} + 2 \text{H}_2\text{O}$	2.08
$\text{HBrO} + \text{H}^+ + \text{e} \rightleftharpoons 1/2 \text{Br}_2(\text{aq}) + \text{H}_2\text{O}$	1.574	$2 \text{HFeO}_4^- + 8 \text{H}^+ + 6 \text{e} \rightleftharpoons \text{Fe}_2\text{O}_3 + 5 \text{H}_2\text{O}$	2.09
$2 \text{NO} + 2 \text{H}^+ + 2 \text{e} \rightleftharpoons \text{N}_2\text{O} + \text{H}_2\text{O}$	1.591	$\text{XeO}_3 + 6 \text{H}^+ + 6 \text{e} \rightleftharpoons \text{Xe} + 3 \text{H}_2\text{O}$	2.10
$\text{Bi}_2\text{O}_4 + 4 \text{H}^+ + 2 \text{e} \rightleftharpoons 2 \text{BiO}^+ + 2 \text{H}_2\text{O}$	1.593	$\text{S}_2\text{O}_8^{2-} + 2 \text{H}^+ + 2 \text{e} \rightleftharpoons 2 \text{HSO}_4^-$	2.123
$\text{HBrO} + \text{H}^+ + \text{e} \rightleftharpoons 1/2 \text{Br}_2(\text{l}) + \text{H}_2\text{O}$	1.596	$\text{F}_2\text{O} + 2 \text{H}^+ + 4 \text{e} \rightleftharpoons \text{H}_2\text{O} + 2 \text{F}^-$	2.153
$\text{H}_5\text{IO}_6 + \text{H}^+ + 2 \text{e} \rightleftharpoons \text{IO}_3^- + 3 \text{H}_2\text{O}$	1.601	$\text{FeO}_4^{2-} + 8 \text{H}^+ + 3 \text{e} \rightleftharpoons \text{Fe}^{3+} + 4 \text{H}_2\text{O}$	2.20
$\text{HClO} + \text{H}^+ + \text{e} \rightleftharpoons 1/2 \text{Cl}_2 + \text{H}_2\text{O}$	1.611	$\text{Cu}^{3+} + \text{e} \rightleftharpoons \text{Cu}^{2+}$	2.4
$\text{HClO}_2 + 3 \text{H}^+ + 3 \text{e} \rightleftharpoons 1/2 \text{Cl}_2 + 2 \text{H}_2\text{O}$	1.628	$\text{H}_4\text{XeO}_6 + 2 \text{H}^+ + 2 \text{e} \rightleftharpoons \text{XeO}_3 + 3 \text{H}_2\text{O}$	2.42
$\text{HClO}_2 + 2 \text{H}^+ + 2 \text{e} \rightleftharpoons \text{HClO} + \text{H}_2\text{O}$	1.645	$\text{O}(\text{g}) + 2 \text{H}^+ + 2 \text{e} \rightleftharpoons \text{H}_2\text{O}$	2.421
$\text{Bk}^{4+} + \text{e} \rightleftharpoons \text{Bk}^{3+}$	1.67	$\text{Am}^{4+} + \text{e} \rightleftharpoons \text{Am}^{3+}$	2.60
$\text{NiO}_2 + 4 \text{H}^+ + 2 \text{e} \rightleftharpoons \text{Ni}^{2+} + 2 \text{H}_2\text{O}$	1.678	$\text{H}_2\text{N}_2\text{O}_2 + 2 \text{H}^+ + 2 \text{e} \rightleftharpoons \text{N}_2 + 2 \text{H}_2\text{O}$	2.65
$\text{MnO}_4^- + 4 \text{H}^+ + 3 \text{e} \rightarrow \text{MnO}_2 + 2 \text{H}_2\text{O}$	1.679	$\text{F}_2 + 2 \text{e} \rightleftharpoons 2 \text{F}^-$	2.866
$\text{PbO}_2 + \text{SO}_4^{2-} + 4 \text{H}^+ + 2 \text{e} \rightleftharpoons \text{PbSO}_4 + 2 \text{H}_2\text{O}$	1.6913	$\text{Cm}^{4+} + \text{e} \rightleftharpoons \text{Cm}^{3+}$	3.0
$\text{Au}^+ + \text{e} \rightleftharpoons \text{Au}$	1.692	$\text{F}_2 + 2 \text{H}^+ + 2 \text{e} \rightleftharpoons 2 \text{HF}$	3.053
$\text{PtO}_3 + 2 \text{H}^+ + 2 \text{e} \rightleftharpoons \text{PtO}_2 + \text{H}_2\text{O}$	1.7	$\text{Tb}^{4+} + \text{e} \rightleftharpoons \text{Tb}^{3+}$	3.1
$\text{CeOH}^{3+} + \text{H}^+ + \text{e} \rightleftharpoons \text{Ce}^{3+} + \text{H}_2\text{O}$	1.715	$\text{Pr}^{4+} + \text{e} \rightleftharpoons \text{Pr}^{3+}$	3.2
$\text{Ce}^{4+} + \text{e} \rightleftharpoons \text{Ce}^{3+}$	1.72	$\text{CF}^{4+} + \text{e} \rightleftharpoons \text{CF}^{3+}$	3.3
$\text{N}_2\text{O} + 2 \text{H}^+ + 2 \text{e} \rightleftharpoons \text{N}_2 + \text{H}_2\text{O}$	1.766	$\text{XeF} + \text{e} \rightleftharpoons \text{Xe} + \text{F}^-$	3.4

TABLE 3. Reduction Reactions Having E° Values More Negative than That of the Standard Hydrogen Electrode

Reaction	E°/V	Reaction	E°/V
$2 \text{H}^+ + 2 \text{e} \rightleftharpoons \text{H}_2$	0.00000	$\text{WO}_2 + 4 \text{H}^+ + 4 \text{e} \rightleftharpoons \text{W} + 2 \text{H}_2\text{O}$	-0.119
$2 \text{D}^+ + 2 \text{e} \rightleftharpoons \text{D}_2$	-0.013	$\text{Pb}^{2+} + 2 \text{e} \rightleftharpoons \text{Pb}(\text{Hg})$	-0.1205
$\text{AgCN} + \text{e} \rightleftharpoons \text{Ag} + \text{CN}^-$	-0.017	$\text{Pb}^{2+} + 2 \text{e} \rightleftharpoons \text{Pb}$	-0.1262
$2 \text{WO}_3 + 2 \text{H}^+ + 2 \text{e} \rightleftharpoons \text{W}_2\text{O}_5 + \text{H}_2\text{O}$	-0.029	$\text{CrO}_4^{2-} + 4 \text{H}_2\text{O} + 3 \text{e} \rightleftharpoons \text{Cr}(\text{OH})_3 + 5 \text{OH}^-$	-0.13
$\text{W}_2\text{O}_5 + 2 \text{H}^+ + 2 \text{e} \rightleftharpoons 2 \text{WO}_2 + \text{H}_2\text{O}$	-0.031	$\text{Sn}^{2+} + 2 \text{e} \rightleftharpoons \text{Sn}$	-0.1375
$\text{Ag}_2\text{S} + 2 \text{H}^+ + 2 \text{e} \rightleftharpoons 2 \text{Ag} + \text{H}_2\text{S}$	-0.0366	$\text{In}^+ + \text{e} \rightleftharpoons \text{In}$	-0.14
$\text{Fe}^{3+} + 3 \text{e} \rightleftharpoons \text{Fe}$	-0.037	$\text{O}_2 + 2 \text{H}_2\text{O} + 2 \text{e} \rightleftharpoons \text{H}_2\text{O}_2 + 2 \text{OH}^-$	-0.146
$\text{Hg}_2\text{I}_2 + 2 \text{e} \rightleftharpoons 2 \text{Hg} + 2 \text{I}^-$	-0.0405	$\text{MoO}_2 + 4 \text{H}^+ + 4 \text{e} \rightleftharpoons \text{Mo} + 4 \text{H}_2\text{O}$	-0.152
$\text{Ti}(\text{OH})_3 + 2 \text{e} \rightleftharpoons \text{TiOH} + 2 \text{OH}^-$	-0.05	$\text{AgI} + \text{e} \rightleftharpoons \text{Ag} + \text{I}^-$	-0.15224
$\text{TiOH}^{3+} + \text{H}^+ + \text{e} \rightleftharpoons \text{Ti}^{3+} + \text{H}_2\text{O}$	-0.055	$2 \text{NO}_2^- + 2 \text{H}_2\text{O} + 4 \text{e} \rightleftharpoons \text{N}_2\text{O}_4^{2-} + 4 \text{OH}^-$	-0.18
$2 \text{H}_2\text{SO}_3 + \text{H}^+ + 2 \text{e} \rightleftharpoons \text{HSO}_3^- + 2 \text{H}_2\text{O}$	-0.056	$\text{H}_2\text{GeO}_3 + 4 \text{H}^+ + 4 \text{e} \rightleftharpoons \text{Ge} + 3 \text{H}_2\text{O}$	-0.182
$\text{P}(\text{white}) + 3 \text{H}^+ + 3 \text{e} \rightleftharpoons \text{PH}_3(\text{g})$	-0.063	$\text{SnO}_2 + 3 \text{H}^+ + 2 \text{e} \rightleftharpoons \text{SnOH}^+ + \text{H}_2\text{O}$	-0.194
$\text{O}_2 + \text{H}_2\text{O} + 2 \text{e} \rightleftharpoons \text{HO}_2^- + \text{OH}^-$	-0.076	$\text{CO}_2 + 2 \text{H}^+ + 2 \text{e} \rightleftharpoons \text{HCOOH}$	-0.199
$2 \text{Cu}(\text{OH})_2 + 2 \text{e} \rightleftharpoons \text{Cu}_2\text{O} + 2 \text{OH}^- + \text{H}_2\text{O}$	-0.080	$\text{Mo}^{3+} + 3 \text{e} \rightleftharpoons \text{Mo}$	-0.200
$\text{Se} + 2 \text{H}^+ + 2 \text{e} \rightleftharpoons \text{H}_2\text{Se}$	-0.082	$\text{Ga}^+ + \text{e} \rightleftharpoons \text{Ga}$	-0.2
$\text{WO}_3 + 6 \text{H}^+ + 6 \text{e} \rightleftharpoons \text{W} + 3 \text{H}_2\text{O}$	-0.090	$2 \text{SO}_2^{2-} + 4 \text{H}^+ + 2 \text{e} \rightleftharpoons \text{S}_2\text{O}_6^{2-} + \text{H}_2\text{O}$	-0.22
$\text{SnO}_2 + 4 \text{H}^+ + 2 \text{e} \rightleftharpoons \text{Sn}^{2+} + 2 \text{H}_2\text{O}$	-0.094	$\text{Cu}(\text{OH})_2 + 2 \text{e} \rightleftharpoons \text{Cu} + 2 \text{OH}^-$	-0.222
$\text{Md}^{3+} + \text{e} \rightleftharpoons \text{Md}^{2+}$	-0.1	$\text{V}_2\text{O}_5 + 10 \text{H}^+ + 10 \text{e} \rightleftharpoons 2 \text{V} + 5 \text{H}_2\text{O}$	-0.242
$\text{P}(\text{red}) + 3 \text{H}^+ + 3 \text{e} \rightleftharpoons \text{PH}_3(\text{g})$	-0.111	$\text{CdSO}_4 + 2 \text{e} \rightleftharpoons \text{Cd} + \text{SO}_4^{2-}$	-0.246
$\text{SnO}_2 + 4 \text{H}^+ + 4 \text{e} \rightleftharpoons \text{Sn} + 2 \text{H}_2\text{O}$	-0.117	$\text{V}(\text{OH})_4^+ + 4 \text{H}^+ + 5 \text{e} \rightleftharpoons \text{V} + 4 \text{H}_2\text{O}$	-0.254
$\text{GeO}_2 + 2 \text{H}^+ + 2 \text{e} \rightleftharpoons \text{GeO} + \text{H}_2\text{O}$	-0.118	$\text{V}^{3+} + \text{e} \rightleftharpoons \text{V}^{2+}$	-0.255

Reaction	E°/V	Reaction	E°/V
$\text{Ni}^{2+} + 2\text{e} \rightleftharpoons \text{Ni}$	-0.257	$\text{Se} + 2\text{e} \rightleftharpoons \text{Se}^{2-}$	-0.670
$\text{PbCl}_2 + 2\text{e} \rightleftharpoons \text{Pb} + 2\text{Cl}^-$	-0.2675	$\text{AsO}_2^- + 2\text{H}_2\text{O} + 3\text{e} \rightleftharpoons \text{As} + 4\text{OH}^-$	-0.68
$\text{H}_3\text{PO}_4 + 2\text{H}^+ + 2\text{e} \rightleftharpoons \text{H}_3\text{PO}_3 + \text{H}_2\text{O}$	-0.276	$\text{NbO}_2 + 4\text{H}^+ + 4\text{e} \rightleftharpoons \text{Nb} + 2\text{H}_2\text{O}$	-0.690
$\text{Co}^{2+} + 2\text{e} \rightleftharpoons \text{Co}$	-0.28	$\text{Ag}_2\text{S} + 2\text{e} \rightleftharpoons 2\text{Ag} + \text{S}^{2-}$	-0.691
$\text{PbBr}_2 + 2\text{e} \rightleftharpoons \text{Pb} + 2\text{Br}^-$	-0.284	$\text{AsO}_4^{3-} + 2\text{H}_2\text{O} + 2\text{e} \rightleftharpoons \text{AsO}_2^- + 4\text{OH}^-$	-0.71
$\text{Tl}^+ + \text{e} \rightleftharpoons \text{Tl(Hg)}$	-0.3338	$\text{Ni(OH)}_2 + 2\text{e} \rightleftharpoons \text{Ni} + 2\text{OH}^-$	-0.72
$\text{Tl}^+ + \text{e} \rightleftharpoons \text{Tl}$	-0.336	$\text{Co(OH)}_2 + 2\text{e} \rightleftharpoons \text{Co} + 2\text{OH}^-$	-0.73
$\text{In}^{3+} + 3\text{e} \rightleftharpoons \text{In}$	-0.3382	$\text{NbO} + 2\text{H}^+ + 2\text{e} \rightleftharpoons \text{Nb} + \text{H}_2\text{O}$	-0.733
$\text{TlOH} + \text{e} \rightleftharpoons \text{Tl} + \text{OH}^-$	-0.34	$\text{H}_2\text{SeO}_3 + 4\text{H}^+ + 4\text{e} \rightleftharpoons \text{Se} + 3\text{H}_2\text{O}$	-0.74
$\text{PbF}_2 + 2\text{e} \rightleftharpoons \text{Pb} + 2\text{F}^-$	-0.3444	$\text{Cr}^{3+} + 3\text{e} \rightleftharpoons \text{Cr}$	-0.744
$\text{PbSO}_4 + 2\text{e} \rightleftharpoons \text{Pb(Hg)} + \text{SO}_4^{2-}$	-0.3505	$\text{Ta}_2\text{O}_5 + 10\text{H}^+ + 10\text{e} \rightleftharpoons 2\text{Ta} + 5\text{H}_2\text{O}$	-0.750
$\text{Cd}^{2+} + 2\text{e} \rightleftharpoons \text{Cd(Hg)}$	-0.3521	$\text{TlI} + \text{e} \rightleftharpoons \text{Tl} + \text{I}^-$	-0.752
$\text{PbSO}_4 + 2\text{e} \rightleftharpoons \text{Pb} + \text{SO}_4^{2-}$	-0.3588	$\text{Zn}^{2+} + 2\text{e} \rightleftharpoons \text{Zn}$	-0.7618
$\text{Cu}_2\text{O} + \text{H}_2\text{O} + 2\text{e} \rightleftharpoons 2\text{Cu} + 2\text{OH}^-$	-0.360	$\text{Zn}^{2+} + 2\text{e} \rightleftharpoons \text{Zn(Hg)}$	-0.7628
$\text{Eu}^{3+} + \text{e} \rightleftharpoons \text{Eu}^{2+}$	-0.36	$\text{CdO} + \text{H}_2\text{O} + 2\text{e} \rightleftharpoons \text{Cd} + 2\text{OH}^-$	-0.783
$\text{PbI}_2 + 2\text{e} \rightleftharpoons \text{Pb} + 2\text{I}^-$	-0.365	$\text{Te} + 2\text{H}^+ + 2\text{e} \rightleftharpoons \text{H}_2\text{Te}$	-0.793
$\text{SeO}_3^{2-} + 3\text{H}_2\text{O} + 4\text{e} \rightleftharpoons \text{Se} + 6\text{OH}^-$	-0.366	$\text{ZnSO}_4 \cdot 7\text{H}_2\text{O} + 2\text{e} \rightleftharpoons \text{Zn(Hg)} + \text{SO}_4^{2-} + 7\text{H}_2\text{O}$ (Saturated ZnSO_4)	-0.7993
$\text{Ti}^{3+} + \text{e} \rightleftharpoons \text{Ti}^{2+}$	-0.369	$\text{Bi} + 3\text{H}^+ + 3\text{e} \rightleftharpoons \text{BiH}_3$	-0.8
$\text{Se} + 2\text{H}^+ + 2\text{e} \rightleftharpoons \text{H}_2\text{Se(aq)}$	-0.399	$\text{SiO} + 2\text{H}^+ + 2\text{e} \rightleftharpoons \text{Si} + \text{H}_2\text{O}$	-0.8
$\text{In}^{2+} + \text{e} \rightleftharpoons \text{In}^+$	-0.40	$\text{Cd(OH)}_2 + 2\text{e} \rightleftharpoons \text{Cd(Hg)} + 2\text{OH}^-$	-0.809
$\text{Cd}^{2+} + 2\text{e} \rightleftharpoons \text{Cd}$	-0.4030	$2\text{H}_2\text{O} + 2\text{e} \rightleftharpoons \text{H}_2 + 2\text{OH}^-$	-0.8277
$\text{Cr}^{3+} + \text{e} \rightleftharpoons \text{Cr}^{2+}$	-0.407	$2\text{NO}_3^- + 2\text{H}_2\text{O} + 2\text{e} \rightleftharpoons \text{N}_2\text{O}_4 + 4\text{OH}^-$	-0.85
$2\text{S} + 2\text{e} \rightleftharpoons \text{S}_2^{2-}$	-0.42836	$\text{H}_3\text{BO}_3 + 3\text{H}^+ + 3\text{e} \rightleftharpoons \text{B} + 3\text{H}_2\text{O}$	-0.8698
$\text{Ti}_2\text{SO}_4 + 2\text{e} \rightleftharpoons \text{Ti} + \text{SO}_4^{2-}$	-0.4360	$\text{P} + 3\text{H}_2\text{O} + 3\text{e} \rightleftharpoons \text{PH}_3(\text{g}) + 3\text{OH}^-$	-0.87
$\text{In}^{3+} + 2\text{e} \rightleftharpoons \text{In}^+$	-0.443	$\text{HSnO}_2^- + \text{H}_2\text{O} + 2\text{e} \rightleftharpoons \text{Sn} + 3\text{OH}^-$	-0.909
$\text{Fe}^{2+} + 2\text{e} \rightleftharpoons \text{Fe}$	-0.447	$\text{Cr}^{2+} + 2\text{e} \rightleftharpoons \text{Cr}$	-0.913
$\text{H}_3\text{PO}_3 + 3\text{H}^+ + 3\text{e} \rightleftharpoons \text{P} + 3\text{H}_2\text{O}$	-0.454	$\text{SO}_4^{2-} + \text{H}_2\text{O} + 2\text{e} \rightleftharpoons \text{SO}_3^{2-} + 2\text{OH}^-$	-0.93
$\text{Bi}_2\text{O}_3 + 3\text{H}_2\text{O} + 6\text{e} \rightleftharpoons 2\text{Bi} + 6\text{OH}^-$	-0.46	$\text{Sn(OH)}_6^{2-} + 2\text{e} \rightleftharpoons \text{HSnO}_2^- + 3\text{OH}^- + \text{H}_2\text{O}$	-0.93
$\text{NO}_2^- + \text{H}_2\text{O} + \text{e} \rightleftharpoons \text{NO} + 2\text{OH}^-$	-0.46	$\text{SnO}_2 + 2\text{H}_2\text{O} + 4\text{e} \rightleftharpoons \text{Sn} + 4\text{OH}^-$	-0.945
$\text{PbHPO}_4 + 2\text{e} \rightleftharpoons \text{Pb} + \text{HPO}_4^{2-}$	-0.465	$\text{In(OH)}_3 + 3\text{e} \rightleftharpoons \text{In} + 3\text{OH}^-$	-0.99
$\text{S} + 2\text{e} \rightleftharpoons \text{S}^{2-}$	-0.47627	$\text{NpO}_2 + \text{H}_2\text{O} + \text{H}^+ + \text{e} \rightleftharpoons \text{Np(OH)}_3$	-0.962
$\text{S} + \text{H}_2\text{O} + 2\text{e} \rightleftharpoons \text{HS}^- + \text{OH}^-$	-0.478	$\text{In(OH)}_4^- + 3\text{e} \rightleftharpoons \text{In} + 4\text{OH}^-$	-1.007
$\text{B(OH)}_3 + 7\text{H}^+ + 8\text{e} \rightleftharpoons \text{BH}_4^- + 3\text{H}_2\text{O}$	-0.481	$\text{In}_2\text{O}_3 + 3\text{H}_2\text{O} + 6\text{e} \rightleftharpoons 2\text{In} + 6\text{OH}^-$	-1.034
$\text{In}^{3+} + \text{e} \rightleftharpoons \text{In}^{2+}$	-0.49	$\text{PO}_4^{3-} + 2\text{H}_2\text{O} + 2\text{e} \rightleftharpoons \text{HPO}_3^{2-} + 3\text{OH}^-$	-1.05
$\text{ZnOH}^+ + \text{H}^+ + 2\text{e} \rightleftharpoons \text{Zn} + \text{H}_2\text{O}$	-0.497	$\text{Yb}^{3+} + \text{e} \rightleftharpoons \text{Yb}^{2+}$	-1.05
$\text{GaOH}^{2+} + \text{H}^+ + 3\text{e} \rightleftharpoons \text{Ga} + \text{H}_2\text{O}$	-0.498	$\text{Nb}^{3+} + 3\text{e} \rightleftharpoons \text{Nb}$	-1.099
$\text{H}_3\text{PO}_3 + 2\text{H}^+ + 2\text{e} \rightleftharpoons \text{H}_3\text{PO}_2 + \text{H}_2\text{O}$	-0.499	$\text{Fm}^{3+} + \text{e} \rightleftharpoons \text{Fm}^{2+}$	-1.1
$\text{TiO}_2 + 4\text{H}^+ + 2\text{e} \rightleftharpoons \text{Ti}^{2+} + 2\text{H}_2\text{O}$	-0.502	$2\text{SO}_3^{2-} + 2\text{H}_2\text{O} + 2\text{e} \rightleftharpoons \text{S}_2\text{O}_4^{2-} + 4\text{OH}^-$	-1.12
$\text{H}_3\text{PO}_2 + \text{H}^+ + \text{e} \rightleftharpoons \text{P} + 2\text{H}_2\text{O}$	-0.508	$\text{Te} + 2\text{e} \rightleftharpoons \text{Te}^{2-}$	-1.143
$\text{Sb} + 3\text{H}^+ + 3\text{e} \rightleftharpoons \text{SbH}_3$	-0.510	$\text{V}^{2+} + 2\text{e} \rightleftharpoons \text{V}$	-1.175
$\text{U}^{4+} + \text{e} \rightleftharpoons \text{U}^{3+}$	-0.52	$\text{Mn}^{2+} + 2\text{e} \rightleftharpoons \text{Mn}$	-1.185
$\text{HPbO}_2^- + \text{H}_2\text{O} + 2\text{e} \rightleftharpoons \text{Pb} + 3\text{OH}^-$	-0.537	$\text{Zn(OH)}_4^{2-} + 2\text{e} \rightleftharpoons \text{Zn} + 4\text{OH}^-$	-1.199
$\text{Ga}^{3+} + 3\text{e} \rightleftharpoons \text{Ga}$	-0.549	$\text{CrO}_2 + 2\text{H}_2\text{O} + 3\text{e} \rightleftharpoons \text{Cr} + 4\text{OH}^-$	-1.2
$\text{TlCl} + \text{e} \rightleftharpoons \text{Tl} + \text{Cl}^-$	-0.5568	$\text{No}^{3+} + 3\text{e} \rightleftharpoons \text{No}$	-1.20
$\text{Fe(OH)}_3 + \text{e} \rightleftharpoons \text{Fe(OH)}_2 + \text{OH}^-$	-0.56	$\text{Ti}^{3+} + 3\text{e} \rightleftharpoons \text{Ti}$	-1.209
$\text{TeO}_3^{2-} + 3\text{H}_2\text{O} + 4\text{e} \rightleftharpoons \text{Te} + 6\text{OH}^-$	-0.57	$\text{ZnO}_2^- + 2\text{H}_2\text{O} + 2\text{e} \rightleftharpoons \text{Zn} + 4\text{OH}^-$	-1.215
$2\text{SO}_3^{2-} + 3\text{H}_2\text{O} + 4\text{e} \rightleftharpoons \text{S}_2\text{O}_3^{2-} + 6\text{OH}^-$	-0.571	$\text{H}_2\text{GaO}_3^- + \text{H}_2\text{O} + 3\text{e} \rightleftharpoons \text{Ga} + 4\text{OH}^-$	-1.219
$\text{PbO} + \text{H}_2\text{O} + 2\text{e} \rightleftharpoons \text{Pb} + 2\text{OH}^-$	-0.580	$\text{H}_2\text{BO}_3^- + 5\text{H}_2\text{O} + 8\text{e} \rightleftharpoons \text{BH}_4^- + 8\text{OH}^-$	-1.24
$\text{SbO}_3^- + \text{H}_2\text{O} + 2\text{e} \rightleftharpoons \text{SbO}_2^- + 2\text{OH}^-$	-0.59	$\text{SiF}_6^{2-} + 4\text{e} \rightleftharpoons \text{Si} + 6\text{F}^-$	-1.24
$\text{Ta}^{3+} + 3\text{e} \rightleftharpoons \text{Ta}$	-0.6	$\text{Zn(OH)}_2 + 2\text{e} \rightleftharpoons \text{Zn} + 2\text{OH}^-$	-1.249
$\text{ReO}_2^- + 4\text{H}_2\text{O} + 7\text{e} \rightleftharpoons \text{Re} + 8\text{OH}^-$	-0.604	$\text{ZnO} + \text{H}_2\text{O} + 2\text{e} \rightleftharpoons \text{Zn} + 2\text{OH}^-$	-1.260
$\text{As} + 3\text{H}^+ + 3\text{e} \rightleftharpoons \text{AsH}_3$	-0.608	$\text{Es}^{3+} + \text{e} \rightleftharpoons \text{Es}^{2+}$	-1.3
$\text{Nb}_2\text{O}_5 + 10\text{H}^+ + 10\text{e} \rightleftharpoons 2\text{Nb} + 5\text{H}_2\text{O}$	-0.644	$\text{Pa}^{3+} + 3\text{e} \rightleftharpoons \text{Pa}$	-1.34
$\text{NbO}_2 + 2\text{H}^+ + 2\text{e} \rightleftharpoons \text{NbO} + \text{H}_2\text{O}$	-0.646	$\text{Ce}^{3+} + 3\text{e} \rightleftharpoons \text{Ce(Hg)}$	-1.4373
$\text{Cd(OH)}_4^{2-} + 2\text{e} \rightleftharpoons \text{Cd} + 4\text{OH}^-$	-0.658	$\text{UO}_2^{2+} + 4\text{H}^+ + 6\text{e} \rightleftharpoons \text{U} + 2\text{H}_2\text{O}$	-1.444
$\text{TlBr} + \text{e} \rightleftharpoons \text{Tl} + \text{Br}^-$	-0.658	$\text{Zr}^{4+} + 4\text{e} \rightleftharpoons \text{Zr}$	-1.45
$\text{SbO}_2^- + 2\text{H}_2\text{O} + 3\text{e} \rightleftharpoons \text{Sb} + 4\text{OH}^-$	-0.66		

Reaction	E°/V
$\text{Cr}(\text{OH})_3 + 3 \text{e} \rightleftharpoons \text{Cr} + 3 \text{OH}^-$	-1.48
$\text{Pa}^{4+} + 4 \text{e} \rightleftharpoons \text{Pa}$	-1.49
$\text{HfO}_2 + 4 \text{H}^+ + 4 \text{e} \rightleftharpoons \text{Hf} + 2 \text{H}_2\text{O}$	-1.505
$\text{Hf}^{4+} + 4 \text{e} \rightleftharpoons \text{Hf}$	-1.55
$\text{Sm}^{3+} + \text{e} \rightleftharpoons \text{Sm}^{2+}$	-1.55
$\text{ZrO}_2 + 4 \text{H}^+ + 4 \text{e} \rightleftharpoons \text{Zr} + 2 \text{H}_2\text{O}$	-1.553
$\text{Mn}(\text{OH})_2 + 2 \text{e} \rightleftharpoons \text{Mn} + 2 \text{OH}^-$	-1.56
$\text{Ba}^{2+} + 2 \text{e} \rightleftharpoons \text{Ba}(\text{Hg})$	-1.570
$\text{Bk}^{2+} + 2 \text{e} \rightleftharpoons \text{Bk}$	-1.6
$\text{Cf}^{3+} + \text{e} \rightleftharpoons \text{Cf}^{2+}$	-1.6
$\text{Ti}^{2+} + 2 \text{e} \rightleftharpoons \text{Ti}$	-1.628
$\text{Md}^{3+} + 3 \text{e} \rightleftharpoons \text{Md}$	-1.65
$\text{HPO}_3^{2-} + 2 \text{H}_2\text{O} + 2 \text{e} \rightleftharpoons \text{H}_2\text{PO}_2^- + 3 \text{OH}^-$	-1.65
$\text{U}^{3+} + 3 \text{e} \rightleftharpoons \text{U}$	-1.66
$\text{Al}^{3+} + 3 \text{e} \rightleftharpoons \text{Al}$	-1.676
$\text{SiO}_3^{2-} + \text{H}_2\text{O} + 4 \text{e} \rightleftharpoons \text{Si} + 6 \text{OH}^-$	-1.697
$\text{HPO}_3^{2-} + 2 \text{H}_2\text{O} + 3 \text{e} \rightleftharpoons \text{P} + 5 \text{OH}^-$	-1.71
$\text{HfO}_2 + 2 \text{H}^+ + 4 \text{e} \rightleftharpoons \text{Hf} + \text{H}_2\text{O}$	-1.724
$\text{ThO}_2 + 4 \text{H}^+ + 4 \text{e} \rightleftharpoons \text{Th} + 2 \text{H}_2\text{O}$	-1.789
$\text{H}_2\text{BO}_3^- + \text{H}_2\text{O} + 3 \text{e} \rightleftharpoons \text{B} + 4 \text{OH}^-$	-1.79
$\text{Sr}^{2+} + 2 \text{e} \rightleftharpoons \text{Sr}(\text{Hg})$	-1.793
$\text{H}_2\text{PO}_2^- + \text{e} \rightleftharpoons \text{P} + 2 \text{OH}^-$	-1.82
$\text{Be}^{2+} + 2 \text{e} \rightleftharpoons \text{Be}$	-1.847
$\text{Np}^{3+} + 3 \text{e} \rightleftharpoons \text{Np}$	-1.856
$\text{Fm}^{3+} + 3 \text{e} \rightleftharpoons \text{Fm}$	-1.89
$\text{Th}^{4+} + 4 \text{e} \rightleftharpoons \text{Th}$	-1.899
$\text{Am}^{2+} + 2 \text{e} \rightleftharpoons \text{Am}$	-1.9
$\text{Pa}^{4+} + \text{e} \rightleftharpoons \text{Pa}^{3+}$	-1.9
$\text{Es}^{3+} + 3 \text{e} \rightleftharpoons \text{Es}$	-1.91
$\text{Cf}^{3+} + 3 \text{e} \rightleftharpoons \text{Cf}$	-1.94
$\text{Lr}^{3+} + 3 \text{e} \rightleftharpoons \text{Lr}$	-1.96
$\text{Eu}^{3+} + 3 \text{e} \rightleftharpoons \text{Eu}$	-1.991
$\text{Er}^{2+} + 2 \text{e} \rightleftharpoons \text{Er}$	-2.0
$\text{Pr}^{2+} + 2 \text{e} \rightleftharpoons \text{Pr}$	-2.0
$\text{Pu}^{3+} + 3 \text{e} \rightleftharpoons \text{Pu}$	-2.031
$\text{Cm}^{3+} + 3 \text{e} \rightleftharpoons \text{Cm}$	-2.04
$\text{Am}^{3+} + 3 \text{e} \rightleftharpoons \text{Am}$	-2.048
$\text{AlF}_6^{3-} + 3 \text{e} \rightleftharpoons \text{Al} + 6 \text{F}^-$	-2.069
$\text{Sc}^{3+} + 3 \text{e} \rightleftharpoons \text{Sc}$	-2.077
$\text{Ho}^{2+} + 2 \text{e} \rightleftharpoons \text{Ho}$	-2.1
$\text{Nd}^{2+} + 2 \text{e} \rightleftharpoons \text{Nd}$	-2.1
$\text{Cf}^{2+} + 2 \text{e} \rightleftharpoons \text{Cf}$	-2.12
$\text{Yb}^{3+} + 3 \text{e} \rightleftharpoons \text{Yb}$	-2.19
$\text{Ac}^{3+} + 3 \text{e} \rightleftharpoons \text{Ac}$	-2.20
$\text{Dy}^{2+} + 2 \text{e} \rightleftharpoons \text{Dy}$	-2.2
$\text{Tm}^{3+} + \text{e} \rightleftharpoons \text{Tm}^{2+}$	-2.2
$\text{Pm}^{2+} + 2 \text{e} \rightleftharpoons \text{Pm}$	-2.2
$\text{Es}^{2+} + 2 \text{e} \rightleftharpoons \text{Es}$	-2.23
$\text{H}_2 + 2 \text{e} \rightleftharpoons 2 \text{H}^-$	-2.23
$\text{Gd}^{3+} + 3 \text{e} \rightleftharpoons \text{Gd}$	-2.279
$\text{Tb}^{3+} + 3 \text{e} \rightleftharpoons \text{Tb}$	-2.28
$\text{Lu}^{3+} + 3 \text{e} \rightleftharpoons \text{Lu}$	-2.28
$\text{Dy}^{3+} + 3 \text{e} \rightleftharpoons \text{Dy}$	-2.295

Reaction	E°/V
$\text{Am}^{3+} + \text{e} \rightleftharpoons \text{Am}^{2+}$	-2.3
$\text{Fm}^{2+} + 2 \text{e} \rightleftharpoons \text{Fm}$	-2.30
$\text{Pm}^{3+} + 3 \text{e} \rightleftharpoons \text{Pm}$	-2.30
$\text{Al}(\text{OH})_3 + 3 \text{e} \rightleftharpoons \text{Al} + 3 \text{OH}^-$	-2.30
$\text{Al}(\text{OH})^- + 3 \text{e} \rightleftharpoons \text{Al} + 4 \text{OH}^-$	-2.310
$\text{Sm}^{3+} + 3 \text{e} \rightleftharpoons \text{Sm}$	-2.304
$\text{Tm}^{3+} + 3 \text{e} \rightleftharpoons \text{Tm}$	-2.319
$\text{Nd}^{3+} + 3 \text{e} \rightleftharpoons \text{Nd}$	-2.323
$\text{H}_2\text{AlO}_3^- + \text{H}_2\text{O} + 3 \text{e} \rightleftharpoons \text{Al} + 4 \text{OH}^-$	-2.33
$\text{Ho}^{3+} + 3 \text{e} \rightleftharpoons \text{Ho}$	-2.33
$\text{Er}^{3+} + 3 \text{e} \rightleftharpoons \text{Er}$	-2.331
$\text{Ce}^{3+} + 3 \text{e} \rightleftharpoons \text{Ce}$	-2.336
$\text{Pr}^{3+} + 3 \text{e} \rightleftharpoons \text{Pr}$	-2.353
$\text{ZrO}(\text{OH})_2 + \text{H}_2\text{O} + 4 \text{e} \rightleftharpoons \text{Zr} + 4 \text{OH}^-$	-2.36
$\text{Mg}^{2+} + 2 \text{e} \rightleftharpoons \text{Mg}$	-2.372
$\text{Y}^{3+} + 3 \text{e} \rightleftharpoons \text{Y}$	-2.372
$\text{La}^{3+} + 3 \text{e} \rightleftharpoons \text{La}$	-2.379
$\text{Tm}^{2+} + 2 \text{e} \rightleftharpoons \text{Tm}$	-2.4
$\text{Md}^{2+} + 2 \text{e} \rightleftharpoons \text{Md}$	-2.40
$\text{Th}(\text{OH})_4 + 4 \text{e} \rightleftharpoons \text{Th} + 4 \text{OH}^-$	-2.48
$\text{HfO}(\text{OH})_2 + \text{H}_2\text{O} + 4 \text{e} \rightleftharpoons \text{Hf} + 4 \text{OH}^-$	-2.50
$\text{No}^{2+} + 2 \text{e} \rightleftharpoons \text{No}$	-2.50
$\text{Dy}^{3+} + \text{e} \rightleftharpoons \text{Dy}^{2+}$	-2.6
$\text{Pm}^{3+} + \text{e} \rightleftharpoons \text{Pm}^{2+}$	-2.6
$\text{Be}_2\text{O}_3^{2-} + 3 \text{H}_2\text{O} + 4 \text{e} \rightleftharpoons 2 \text{Be} + 6 \text{OH}^-$	-2.63
$\text{Sm}^{2+} + 2 \text{e} \rightleftharpoons \text{Sm}$	-2.68
$\text{Mg}(\text{OH})_2 + 2 \text{e} \rightleftharpoons \text{Mg} + 2 \text{OH}^-$	-2.690
$\text{Nd}^{3+} + \text{e} \rightleftharpoons \text{Nd}^{2+}$	-2.7
$\text{Mg}^+ + \text{e} \rightleftharpoons \text{Mg}$	-2.70
$\text{Na}^+ + \text{e} \rightleftharpoons \text{Na}$	-2.71
$\text{Yb}^{2+} + 2 \text{e} \rightleftharpoons \text{Yb}$	-2.76
$\text{Bk}^{3+} + \text{e} \rightleftharpoons \text{Bk}^{2+}$	-2.8
$\text{Ho}^{3+} + \text{e} \rightleftharpoons \text{Ho}^{2+}$	-2.8
$\text{Ra}^{2+} + 2 \text{e} \rightleftharpoons \text{Ra}$	-2.8
$\text{Eu}^{2+} + 2 \text{e} \rightleftharpoons \text{Eu}$	-2.812
$\text{Ca}^{2+} + 2 \text{e} \rightleftharpoons \text{Ca}$	-2.868
$\text{Sr}(\text{OH})_2 + 2 \text{e} \rightleftharpoons \text{Sr} + 2 \text{OH}^-$	-2.88
$\text{Sr}^{2+} + 2 \text{e} \rightleftharpoons \text{Sr}$	-2.899
$\text{Fr}^+ + \text{e} \rightleftharpoons \text{Fr}$	-2.9
$\text{La}(\text{OH})_3 + 3 \text{e} \rightleftharpoons \text{La} + 3 \text{OH}^-$	-2.90
$\text{Ba}^{2+} + 2 \text{e} \rightleftharpoons \text{Ba}$	-2.912
$\text{K}^+ + \text{e} \rightleftharpoons \text{K}$	-2.931
$\text{Rb}^+ + \text{e} \rightleftharpoons \text{Rb}$	-2.98
$\text{Ba}(\text{OH})_2 + 2 \text{e} \rightleftharpoons \text{Ba} + 2 \text{OH}^-$	-2.99
$\text{Er}^{3+} + \text{e} \rightleftharpoons \text{Er}^{2+}$	-3.0
$\text{Ca}(\text{OH})_2 + 2 \text{e} \rightleftharpoons \text{Ca} + 2 \text{OH}^-$	-3.02
$\text{Cs}^+ + \text{e} \rightleftharpoons \text{Cs}$	-3.026
$\text{Li}^+ + \text{e} \rightleftharpoons \text{Li}$	-3.0401
$3 \text{N}_2 + 2 \text{H}^+ + 2 \text{e} \rightleftharpoons 2 \text{HN}_3$	-3.09
$\text{Pr}^{3+} + \text{e} \rightleftharpoons \text{Pr}^{2+}$	-3.1
$\text{Ca}^+ + \text{e} \rightleftharpoons \text{Ca}$	-3.80
$\text{Sr}^+ + \text{e} \rightleftharpoons \text{Sr}$	-4.10

REDUCTION AND OXIDATION POTENTIALS FOR CERTAIN ION RADICALS

Petr Vanýsek

There are two tables for ion radicals. The first table lists reduction potentials for organic compounds that produce anion radicals during reduction, a process described as $A + e^- \rightleftharpoons A^{\cdot-}$. The second table lists oxidation potentials for organic compounds that produce cation radicals during oxidation, a process described as $A \rightleftharpoons A^{\cdot+} + e^-$. To obtain reduction potential for a reverse reaction, the sign for the potential is changed.

Unlike the table of the Electrochemical Series, which lists *standard* potentials, values for radicals are experimental values with experimental conditions given in the second column. Since the measurements leading to potentials for ion radicals are very dependent on conditions, an attempt to report standard potentials for radicals would serve no useful purpose. For the same reason, the potentials are also reported as experimental values, usually a half-wave potential ($E_{1/2}$ in polarography) or a peak potential (E_p in cyclic voltammetry). Unless otherwise stated, the values are reported vs. SCE (saturated calomel electrode). To obtain a value vs.

normal hydrogen electrode, 0.241 V has to be added to the SCE values. All the ion radicals chosen for inclusion in the tables result from electrochemically reversible reactions. More detailed data on ion radicals can be found in the *Encyclopedia of Electrochemistry of Elements*, (A. J. Bard, Ed.), Vols. XI and XII in particular, Marcel Dekker, New York, 1978.

Abbreviations are: CV — cyclic voltammetry; DMF — *N,N*-Dimethylformamide; E_{swp} — potential sweep; E° — standard potential; E_p — peak potential; $E_{p/2}$ — half-peak potential; $E_{1/2}$ — half wave potential; M — mol/L; MeCN — acetonitrile; pol — polarography; rot Pt disk — rotated Pt disk; SCE — saturated calomel electrode; TBABF₄ — tetrabutylammonium tetrafluoroborate; TBAI — tetrabutylammonium iodide; TBAP — tetrabutylammonium perchlorate; TEABr — tetraethylammonium bromide; TEAP — tetraethylammonium perchlorate; THF — tetrahydrofuran; TPACF₃SO₃ — tetrapropylammonium trifluoromethanesulfate; TPAP — tetrapropylammonium perchlorate; and wr — wire.

Reduction Potentials (Products Are Anion Radicals)

Substance	Conditions/electrode/technique	Potential V (vs. SCE)
Acetone	DMF, 0.1 M TEABr/Hg/pol	$E_{1/2} = -2.84$
1-Naphthylphenylacetylene	DMF, 0.03 M TBAI/Hg/pol	$E_{1/2} = -1.91$
1-Naphthalenecarboxaldehyde	-/Hg/pol	$E_{1/2} = -0.91$
2-Naphthalenecarboxaldehyde	-/Hg/pol	$E_{1/2} = -0.96$
2-Phenanthrenecarboxaldehyde	-/Hg/pol	$E_{1/2} = -1.00$
3-Phenanthrenecarboxaldehyde	-/Hg/pol	$E_{1/2} = -0.94$
9-Phenanthrenecarboxaldehyde	-/Hg/pol	$E_{1/2} = -0.83$
1-Anthracenecarboxaldehyde	-/Hg/pol	$E_{1/2} = -0.75$
1-Pyrenecarboxaldehyde	-/Hg/pol	$E_{1/2} = -0.76$
2-Pyrenecarboxaldehyde	-/Hg/pol	$E_{1/2} = -1.00$
Anthracene	DMF, 0.1 M TBAP/Pt disk/CV	$E_p = -2.00$
	DMF, 0.5 M TBABF ₄ /Hg/CV	$E_{1/2} = -1.93$
	MeCN, 0.1 M TEAP/Hg/CV	$E_{1/2} = -2.07$
9,10-Dimethylanthracene	DMF, 0.1 M TBAI/Hg/pol	$E_{1/2} = -1.92$
	DMF, 0.1 M TBAP/Pt/CV	$E_p = -2.08$
	MeCN, 0.1 M TBAP/Pt/CV	$E_p = -2.10$
1-Phenylanthracene	DMF, 0.5 M TBABF ₄ /Hg/CV	$E_{1/2} = -1.91$
	DMF, 0.1 M TBAI/Hg/pol	$E_{1/2} = -1.878$
2-Phenylanthracene	DMF, 0.1 M TBAI/Hg/pol	$E_{1/2} = -1.875$
8-Phenylanthracene	DMF, 0.5 M TBABF ₄ /Hg/CV	$E_{1/2} = -1.91$
9-Phenylanthracene	DMF, 0.5 M TBABF ₄ /Hg/CV	$E_{1/2} = -1.93$
	DMF, 0.1 M TBAI/Hg/pol	$E_{1/2} = -1.863$
1,8-Diphenylanthracene	DMF, 0.5 M TBABF ₄ /Hg/CV	$E_{1/2} = -1.88$
1,9-Diphenylanthracene	DMF, 0.1 M TBAI/Hg/pol	$E_{1/2} = -1.846$
1,10-Diphenylanthracene	DMF, 0.1 M TBAI/Hg/pol	$E_{1/2} = -1.786$
8,9-Diphenylanthracene	DMF, 0.5 M TBABF ₄ /Hg/CV	$E_{1/2} = -1.90$
9,10-Diphenylanthracene	MeCN, 0.1 M TBAP/rot Pt/E swp	$E_{1/2} = -1.83$
	DMF, 0.1 M TBAI/Hg/pol	$E_{1/2} = -1.835$
1,8,9-Triphenylanthracene	DMF, 0.5 M TBABF ₄ /Hg/CV	$E_{1/2} = -1.85$
1,8,10-Triphenylanthracene	DMF, 0.5 M TBABF ₄ /Hg/CV	$E_{1/2} = -1.81$
9,10-Dibiphenylanthracene	MeCN, 0.1 M TBAP/rot Pt/E swp	$E_{1/2} = -1.94$
Benz(a)anthracene	MeCN, 0.1 M TEAP/Hg/CV	$E_{1/2} = -2.11$
	MeCN, 0.1 M TEAP/Hg/pol	$E_{1/2} = -2.40^a$
Azulene	DMF, 0.1 M TBAI/Hg/pol	$E_{1/2} = -1.10^c$
Annulene	DMF, 0.5 M TBAP 0 °C/Hg/pol	$E_{1/2} = -1.23$
Benzaldehyde	DMF, 0.1 M TBAP/Hg/pol	$E_{1/2} = -1.67$
Benzil	DMSO, 0.1 M TBAP/Hg/pol	$E_{1/2} = -1.04$
Benzophenone	-/Hg/pol	$E_{1/2} = -1.80$
	DMF/Pt disk/CV	$E^\circ = -1.72$
Chrysene	MeCN, 0.1 M TEAP/Hg/pol	$E_{1/2} = -2.73^a$
Fluoranthrene	DMF, 0.1 M TBAP/Pt disk/CV	$E_p = -1.76$

Substance	Conditions/electrode/technique	Potential V (vs. SCE)
Cyclohexanone	DMF, 0.1 M TEABr/Hg/pol	$E_{1/2} = -2.79$
5,5-Dimethyl-3-phenyl-2-cyclohexen-1-one	DMF, 0.5 M/Hg/pol	$E_{1/2} = -1.71$
1,2,3-Indanetrione hydrate (ninhydrin)	DMF, 0.2 M NaNO ₃ /Hg/pol	$E_{1/2} = -0.039$
Naphthacene	DMF, 0.1 M TBAI/Hg/pol	$E_{1/2} = -1.53$
Naphthalene	DMF, 0.1 M TBAP/Pt dsk/CV	$E_p = -2.55$
	DMF, 0.5 M TBABF ₄ /Hg/CV	$E_{1/2} = -2.56$
	DMF, MeCN, 0.1 M TEAP/Hg/CV	$E_{1/2} = -2.63$
	DMF, 0.1 M TBAI/Hg/pol	$E_{1/2} = -2.50$
1-Phenylnaphthalene	DMF, 0.5 M TBABF ₄ /Hg/CV	$E_{1/2} = -2.36$
1,2-Diphenylnaphthalene	DMF, 0.5 M TBABF ₄ /Hg/CV	$E_{1/2} = -2.25$
Cyclopentanone	DMF, 0.1 M TEABr/Hg/pol	$E_{1/2} = -2.82$
Phenanthrene	MeCN, 0.1 M TBAP/Pt wr/CV	$E_{1/2} = -2.47$
	MeCN, 0.1 M TEAP/Hg/pol	$E_{1/2} = -2.88^a$
Pentacene	THF, 0.1 M TBAP/rot Pt dsk/E swp	$E_{1/2} = -1.40$
Perylene	MeCN, 0.1 M TEAP/Hg/CV	$E_{1/2} = -1.73$
1,3-Diphenyl-1,3-propanedione	DMSO, 0.2 M TBAP/Hg/CV	$E_{1/2} = -1.42$
2,2-Dimethyl-1,3-diphenyl-1,3 propanedione	DMSO, TBAP/Hg/CV	$E_{1/2} = -1.80$
Pyrene	DMF, 0.1 M TBAP/Pt/CV	$E_p = -2.14$
	MeCN, 0.1 M TEAP/Hg/pol	$E_{1/2} = -2.49^a$
Diphenylsulfone	DMF, TEABr	$E_{1/2} = -2.16$
Triphenylene	MeCN, 0.1 M TEAP/Hg/pol	$E_{1/2} = -2.87^a$
9,10-Anthraquinone	DMF, 0.5 M TBAP, 20°/Pt dsk/CV	$E_{1/2} = -1.01$
1,4-Benzoquinone	MeCN, 0.1 M TEAP/Pt/CV	$E_p = -0.54$
1,4-Naphthohydroquinone, dipotassium salt	DMF, 0.5 M TBAP, 20°/Pt dsk/CV	$E_{1/2} = -1.55$
Rubrene	DMF, 0.1 M TBAP/Pt dsk/CV	$E_p = -1.48$
	DMF, 0.1 M TBAI/Hg/pol	$E_{1/2} = -1.410$
Benzocyclooctatetraene	THF, 0.1 M TBAP/Hg/pol	$E_{1/2} = -2.13$
<i>sym</i> -Dibenzocyclooctatetraene	THF, 0.1 M TBAP/Hg/pol	$E_{1/2} = -2.29$
Ubiquinone-6	MeCN, 0.1 M TEAP/Pt/CV	$E_p = -1.05^c$
(9-Phenyl-fluorenyl) ⁺	10.2 M H ₂ SO ₄ /Hg/CV	$E_p = -0.01^b$
(Triphenylcyclopropenyl) ⁺	MeCN, 0.1 M TEAP/Hg/CV	$E_p = -1.87$
(Triphenylmethyl) ⁺	MeCN, 0.1 M TBAP/Hg/pol	$E_{1/2} = 0.27$
	H ₂ SO ₄ , 10.2 M/Hg/CV	$E_p = -0.58^b$
(Tribiphenylmethyl) ⁺	MeCN, 0.1 M TBAP/Hg/pol	$E_{1/2} = 0.19$
(Tri-4- <i>t</i> -butyl-5-phenylmethyl) ⁺	MeCN, 0.1 M TBAP/Hg/pol	$E_{1/2} = 0.13$
(Tri-4-isopropylphenylmethyl) ⁺	MeCN, 0.1 M TBAP/Hg/pol	$E_{1/2} = 0.07$
(Tri-4-methylphenylmethyl) ⁺	MeCN, 0.1 M TBAP/Hg/pol	$E_{1/2} = 0.05$
(Tri-4-cyclopropylphenylmethyl) ⁺	MeCN, 0.1 M TBAP/Hg/pol	$E_{1/2} = 0.01$
(Tropylum) ⁺	MeCN, 0.1 M TBAP/Hg/pol	$E_{1/2} = -0.17$
	DMF, 0.15 M TBAI/Hg/pol	$E_{1/2} = -1.55$
	DMF, 0.15 M TBAI/Hg/pol	$E_{1/2} = -1.55$
	DMF, 0.15 M TBAI/Hg/pol	$E_{1/2} = -1.57$
	DMF, 0.15 M TBAI/Hg/pol	$E_{1/2} = -1.60$
	DMF, 0.15 M TBAI/Hg/pol	$E_{1/2} = -1.87$
	DMF, 0.15 M TBAI/Hg/pol	$E_{1/2} = -1.96$
	DMF, 0.15 M TBAI/Hg/pol	$E_{1/2} = -2.05$

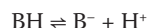
Oxidation Potentials (Products Are Cation Radicals)

Anthracene	CH ₂ Cl ₂ , 0.2 M TBABF ₄ , -70 °C/Pt dsk/CV	$E_p = +0.73^d$
9,10-Dimethylantracene	MeCN, 0.1 M LiClO ₄ /Pt wr/CV	$E_p = +1.0$
9,10-Dipropylantracene	MeCN, 0.1 M TEAP/Pt/CV	$E_p = +1.08$
1,8-Diphenylantracene	CH ₂ Cl ₂ , 0.2 M TPrACF ₃ SO ₃ /rot Pt wr/E swp	$E_{1/2} = +1.34$
8,9-Diphenylantracene	CH ₂ Cl ₂ , 0.2 M TPrACF ₃ SO ₃ /rot Pt wr/E swp	$E_{1/2} = +1.30$
9,10-Diphenylantracene	MeCN/Pt/CV	$E_p = +1.22$
Perylene	MeCN, 0.1 M TBAP/Pt/CV	$E_p = +1.34$
Pyrene	DMF, 0.1 M TBAP/Pt dsk/CV	$E_p = +1.25$
Rubrene	DMF, 0.1 M TBAP/Pt dsk/CV	$E_p = +1.10$
Tetracene	CH ₂ Cl ₂ , 0.2 M TBABF ₄ , -70 °C/Pt wr/CV	$E_p = +0.35^d$
1,4-Dithiabenzene	MeCN, 0.1 M TEAP/Pt dsk/rot	$E_{1/2} = +0.69$
1,4-Dithianaphthalene	MeCN, 0.1 M TEAP/Pt dsk/rot	$E_{1/2} = +0.80$
Thianthrene	0.1 M TPAP/Pt/CV	$E_{1/2} = +1.28$

^a vs. 0.01 M Ag/AgClO₄^b vs. Hg/Hg₂SO₄, 17 M H₂SO₄^c vs. Hg pool^d vs. Ag/saturated AgNO₃^e vs. Ag/0.01 M Ag⁺

DISSOCIATION CONSTANTS OF INORGANIC ACIDS AND BASES

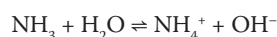
The data in this table are presented as values of pK_a , defined as the negative logarithm of the acid dissociation constant K_a for the reaction



Thus $pK_a = -\log K_a$, and the hydrogen ion concentration $[H^+]$ can be calculated from

$$K_a = \frac{[H^+][B^-]}{[BH]}$$

In the case of bases, the entry in the table is for the conjugate acid; e.g., ammonium ion for ammonia. The OH^- concentration in the system



can be calculated from the equation

$$K_b = K_{\text{water}}/K_a = \frac{[OH^-][NH_4^+]}{[NH_3]}$$

where $K_{\text{water}} = 1.01 \times 10^{-14}$ at 25 °C. Note that $pK_a + pK_b = pK_{\text{water}}$.

All values refer to dilute aqueous solutions at zero ionic strength at the temperature indicated. The table is arranged alphabetically by compound name.

Reference

1. Perrin, D. D., *Ionization Constants of Inorganic Acids and Bases in Aqueous Solution, Second Edition*, Pergamon, Oxford, 1982.

Name	Formula	Step	t/°C	pK _a
Aluminum(III) ion	Al ³⁺		25	5.0
Ammonia	NH ₃		25	9.25
Arsenic acid	H ₃ AsO ₄	1	25	2.26
		2	25	6.76
		3	25	11.29
Arsenious acid	H ₂ AsO ₃		25	9.29
Barium(II) ion	Ba ⁺²		25	13.4
Boric acid	H ₃ BO ₃	1	20	9.27
		2	20	>14
Calcium(II) ion	Ca ⁺²		25	12.6
Carbonic acid	H ₂ CO ₃	1	25	6.35
		2	25	10.33
Chlorous acid	HClO ₂		25	1.94
Chromic acid	H ₂ CrO ₄	1	25	0.74
		2	25	6.49
Cyanic acid	HCNO		25	3.46
Germanic acid	H ₂ GeO ₃	1	25	9.01
		2	25	12.3
Hydrazine	N ₂ H ₄		25	8.1
Hydrazoic acid	HN ₃		25	4.6
Hydrocyanic acid	HCN		25	9.21
Hydrofluoric acid	HF		25	3.20
Hydrogen peroxide	H ₂ O ₂		25	11.62
Hydrogen selenide	H ₂ Se	1	25	3.89
		2	25	11.0
Hydrogen sulfide	H ₂ S	1	25	7.05
		2	25	19
Hydrogen telluride	H ₂ Te	1	18	2.6
		2	25	11
Hydroxylamine	NH ₂ OH		25	5.94
Hypobromous acid	HBrO		25	8.55
Hypochlorous acid	HClO		25	7.40
Hypoiodous acid	HIO		25	10.5
Iodic acid	HIO ₃		25	0.78
Lithium ion	Li ⁺		25	13.8
Magnesium(II) ion	Mg ⁺²		25	11.4
Nitrous acid	HNO ₂		25	3.25
Perchloric acid	HClO ₄		20	-1.6
Periodic acid	HIO ₄		25	1.64
Phosphoric acid	H ₃ PO ₄	1	25	2.16
		2	25	7.21

Name	Formula	Step	$t/^{\circ}\text{C}$	$\text{p}K_{\text{a}}$
Phosphorous acid	H_3PO_3	3	25	12.32
		1	20	1.3
		2	20	6.70
Pyrophosphoric acid	$\text{H}_4\text{P}_2\text{O}_7$	1	25	0.91
		2	25	2.10
		3	25	6.70
		4	25	9.32
Selenic acid	H_2SeO_4	2	25	1.7
Selenious acid	H_2SeO_3	1	25	2.62
		2	25	8.32
Silicic acid	H_4SiO_4	1	30	9.9
		2	30	11.8
		3	30	12
		4	30	12
Sodium ion	Na^+		25	14.8
Strontium(II) ion	Sr^{+2}		25	13.2
Sulfamic acid	$\text{NH}_2\text{SO}_3\text{H}$		25	1.05
Sulfuric acid	H_2SO_4	2	25	1.99
Sulfurous acid	H_2SO_3	1	25	1.85
		2	25	7.2
Telluric acid	H_2TeO_4	1	18	7.68
		2	18	11.0
Tellurous acid	H_2TeO_3	1	25	6.27
		2	25	8.43
Tetrafluoroboric acid	HBF_4		25	0.5
Thiocyanic acid	HSCN		25	-1.8
Water	H_2O		25	13.995

DISSOCIATION CONSTANTS OF ORGANIC ACIDS AND BASES

This table lists the dissociation (ionization) constants of over 1070 organic acids, bases, and amphoteric compounds. All data apply to dilute aqueous solutions and are presented as values of pK_a , which is defined as the negative of the logarithm of the equilibrium constant K_a for the reaction

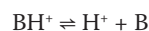


i.e.,

$$K_a = [H^+][A^-]/[HA]$$

where $[H^+]$, etc. represent the concentrations of the respective species in mol/L. It follows that $pK_a = pH + \log[HA] - \log[A^-]$, so that a solution with 50% dissociation has pH equal to the pK_a of the acid.

Data for bases are presented as pK_a values for the conjugate acid, i.e., for the reaction



In older literature, an ionization constant K_b was used for the reaction $B + H_2O$

$\rightleftharpoons BH^+ + OH^-$. This is related to K_a by

$$pK_a + pK_b = pK_{water} = 14.00 \quad (\text{at } 25^\circ\text{C})$$

Compounds are listed by molecular formula in Hill order.

References

1. Perrin, D. D., *Dissociation Constants of Organic Bases in Aqueous Solution*, Butterworths, London, 1965; Supplement, 1972.
2. Serjeant, E. P., and Dempsey, B., *Ionization Constants of Organic Acids in Aqueous Solution*, Pergamon, Oxford, 1979.
3. Albert, A., "Ionization Constants of Heterocyclic Substances", in Katritzky, A. R., Ed., *Physical Methods in Heterocyclic Chemistry*, Academic Press, New York, 1963.
4. Sober, H.A., Ed., *CRC Handbook of Biochemistry*, CRC Press, Boca Raton, FL, 1968.
5. Perrin, D. D., Dempsey, B., and Serjeant, E. P., *pK_a Prediction for Organic Acids and Bases*, Chapman and Hall, London, 1981.
6. Albert, A., and Serjeant, E. P., *The Determination of Ionization Constants, Third Edition*, Chapman and Hall, London, 1984.
7. O'Neil, M.J., Ed., *The Merck Index, 14th Edition*, Merck & Co., Whitehouse Station, NJ, 2006.

Mol. form.	Name	Step	t/°C	pK _a
CHNO	Cyanic acid		25	3.7
CH ₂ N ₂	Cyanamide		29	1.1
CH ₂ O	Formaldehyde		25	13.27
CH ₂ O ₂	Formic acid		25	3.75
CH ₃ NO ₂	Nitromethane		25	10.21
CH ₃ NS ₂	Carbamodithioic acid		25	2.95
CH ₄ N ₂ O	Urea		25	0.10
CH ₄ N ₂ S	Thiourea		25	-1
CH ₄ O	Methanol		25	15.5
CH ₄ S	Methanethiol		25	10.33
CH ₅ N	Methylamine		25	10.66
CH ₅ NO	O-Methylhydroxylamine			12.5
CH ₅ N ₃	Guanidine		25	13.6
C ₂ HCl ₃ O	Trichloroacetaldehyde		25	10.04
C ₂ HCl ₃ O ₂	Trichloroacetic acid		20	0.66
C ₂ HF ₃ O ₂	Trifluoroacetic acid		25	0.52
C ₂ H ₂ Cl ₂ O ₂	Dichloroacetic acid		25	1.35
C ₂ H ₂ O ₃	Glyoxylic acid		25	3.18
C ₂ H ₂ O ₄	Oxalic acid	1	25	1.25
		2	25	3.81
C ₂ H ₃ BrO ₂	Bromoacetic acid		25	2.90
C ₂ H ₃ ClO ₂	Chloroacetic acid		25	2.87
C ₂ H ₃ Cl ₃ O	2,2,2-Trichloroethanol		25	12.24
C ₂ H ₃ FO ₂	Fluoroacetic acid		25	2.59
C ₂ H ₃ F ₃ O	2,2,2-Trifluoroethanol		25	12.37
C ₂ H ₃ IO ₂	Iodoacetic acid		25	3.18
C ₂ H ₃ NO ₄	Nitroacetic acid		24	1.48
C ₂ H ₃ N ₃	1H-1,2,3-Triazole		20	1.17
C ₂ H ₃ N ₃	1H-1,2,4-Triazole		20	2.27
C ₂ H ₄ N ₂	Aminoacetoneitrile		25	5.34
C ₂ H ₄ O	Acetaldehyde		25	13.57
C ₂ H ₄ OS	Thioacetic acid		25	3.33
C ₂ H ₄ O ₂	Acetic acid		25	4.756
C ₂ H ₄ O ₂ S	Thioglycolic acid		25	3.68
C ₂ H ₄ O ₃	Glycolic acid		25	3.83
C ₂ H ₅ N	Ethyleneimine		25	8.04

Mol. form.	Name	Step	t/°C	pK _a
C ₂ H ₅ NO	Acetamide		25	15.1
C ₂ H ₅ NO ₂	Acetohydroxamic acid			8.70
C ₂ H ₅ NO ₂	Nitroethane		25	8.46
C ₂ H ₅ NO ₂	Glycine	1	25	2.35
		2	25	9.78
C ₂ H ₅ N ₂	Ethanimidamide		25	12.1
C ₂ H ₆ O	Ethanol		25	15.5
C ₂ H ₆ OS	2-Mercaptoethanol		25	9.72
C ₂ H ₆ O ₂	Ethyleneglycol		25	15.1
C ₂ H ₇ AsO ₂	Dimethylarsinic acid	1	25	1.57
		2	25	6.27
C ₂ H ₇ N	Ethylamine		25	10.65
C ₂ H ₇ N	Dimethylamine		25	10.73
C ₂ H ₇ NO	Ethanolamine		25	9.50
C ₂ H ₇ NO ₃ S	2-Aminoethanesulfonic acid	1	25	1.5
		2	25	9.06
C ₂ H ₇ NS	Cysteamine	1	25	8.27
		2	25	10.53
C ₂ H ₇ N ₅	Biguanide	1		11.52
		2		2.93
C ₂ H ₈ N ₂	1,2-Ethanediamine	1	25	9.92
		2	25	6.86
C ₂ H ₈ O ₇ P ₂	1-Hydroxy-1,1-diphosphonoethane	1		1.35
		2		2.87
		3		7.03
		4		11.3
C ₃ H ₅ O ₂	2-Propynoic acid		25	1.84
C ₃ H ₅ NO	Oxazole		33	0.8
C ₃ H ₅ NO	Isoxazole		25	-2.0
C ₃ H ₅ NO ₂	Cyanoacetic acid		25	2.47
C ₃ H ₅ NS	Thiazole		25	2.52
C ₃ H ₅ N ₃ O ₃	Cyanuric acid	1		6.88
		2		11.40
		3		13.5
C ₃ H ₄ N ₂	1H-Pyrazole		25	2.49
C ₃ H ₄ N ₂	Imidazole		25	6.99

Mol. form.	Name	Step	<i>t</i> /°C	p <i>K</i> _a	Mol. form.	Name	Step	<i>t</i> /°C	p <i>K</i> _a
C ₃ H ₄ N ₂ S	2-Thiazolamine		20	5.36	C ₄ H ₄ N ₄ O ₂	5-Nitropyrimidinamine		20	0.35
C ₃ H ₄ O	Propargyl alcohol		25	13.6	C ₄ H ₄ O ₂	2-Butynoic acid		25	2.62
C ₃ H ₄ O ₂	Acrylic acid		25	4.25	C ₄ H ₄ O ₄	Maleic acid	1	25	1.92
C ₃ H ₄ O ₃	Pyruvic acid		25	2.39			2	25	6.23
C ₃ H ₄ O ₄	Malonic acid	1	25	2.85	C ₄ H ₄ O ₄	Fumaric acid	1	25	3.02
		2	25	5.70			2	25	4.38
C ₃ H ₄ O ₅	Hydroxypropanedioic acid	1		2.42	C ₄ H ₄ O ₅	Oxaloacetic acid	1	25	2.55
		2		4.54			2	25	4.37
C ₃ H ₅ BrO ₂	3-Bromopropanoic acid		25	4.00			3	25	13.03
C ₃ H ₅ ClO ₂	2-Chloropropanoic acid		25	2.83	C ₄ H ₅ N	Pyrrole		25	-3.8
C ₃ H ₅ ClO ₂	3-Chloropropanoic acid		25	3.98	C ₄ H ₅ NO ₂	Succinimide		25	9.62
C ₃ H ₆ N ₂	3-Aminopropanenitrile		20	7.80	C ₄ H ₅ N ₃	2-Pyrimidinamine		20	3.45
C ₃ H ₆ N ₆	1,3,5-Triazine-2,4,6-triamine		25	5.00	C ₄ H ₅ N ₃	4-Pyrimidinamine		20	5.71
					C ₄ H ₅ N ₃ O	Cytosine	1		4.60
C ₃ H ₆ O	Allyl alcohol		25	15.5			2		12.16
C ₃ H ₆ O ₂	Propanoic acid		25	4.87	C ₄ H ₅ N ₃ O ₂	6-Methyl-1,2,4-triazine-3,5(2H,4H)-dione			7.6
C ₃ H ₆ O ₂ S	(Methylthio)acetic acid		25	3.66					
C ₃ H ₆ O ₃	Lactic acid		25	3.86	C ₄ H ₆ N ₂	1-Methylimidazol		25	6.95
C ₃ H ₆ O ₃	3-Hydroxypropanoic acid		25	4.51	C ₄ H ₆ N ₄ O ₃	Allantoin		25	8.96
C ₃ H ₆ O ₄	Glyceric acid		25	3.52	C ₄ H ₆ N ₄ O ₃ S ₂	Acetazolamide			7.2
C ₃ H ₇ N	Allylamine		25	9.49	C ₄ H ₆ O ₂	<i>trans</i> -Crotonic acid		25	4.69
C ₃ H ₇ N	Azetidine		25	11.29	C ₄ H ₆ O ₂	3-Butenoic acid		25	4.34
C ₃ H ₇ NO	2-Propanone oxime		25	12.42	C ₄ H ₆ O ₂	Cyclopropanecarboxylic acid		25	4.83
C ₃ H ₇ NO ₂	<i>L</i> -Alanine	1	25	2.34	C ₄ H ₆ O ₃	2-Oxobutanoic acid		25	2.50
		2	25	9.87	C ₄ H ₆ O ₃	Acetoacetic acid		25	3.6
C ₃ H ₇ NO ₂	β-Alanine	1	25	3.55	C ₄ H ₆ O ₄	Succinic acid	1	25	4.21
		2	25	10.24			2	25	5.64
C ₃ H ₇ NO ₂	Sarcosine	1	25	2.21	C ₄ H ₆ O ₄	Methylmalonic acid	1	25	3.07
		2	25	10.1			2	25	5.76
C ₃ H ₇ NO ₂ S	<i>L</i> -Cysteine	1	25	1.5	C ₄ H ₆ O ₅	Malic acid	1	25	3.40
		2	25	8.7			2	25	5.11
		3	25	10.2	C ₄ H ₆ O ₆	<i>DL</i> -Tartaric acid	1	25	3.03
C ₃ H ₇ NO ₃	<i>L</i> -Serine	1	25	2.19			2	25	4.37
		2	25	9.21	C ₄ H ₆ O ₆	<i>meso</i> -Tartaric acid	1	25	3.17
C ₃ H ₇ NO ₃ S	<i>DL</i> -Cysteic acid	1	25	1.3			2	25	4.91
		2	25	1.9	C ₄ H ₆ O ₆	<i>L</i> -Tartaric acid	1	25	2.98
		3	25	8.70			2	25	4.34
C ₃ H ₇ N ₃ O ₂	Glycocyamine		25	2.82	C ₄ H ₆ O ₈	Dihydroxytartaric acid		25	1.92
C ₃ H ₈ O ₂	Ethylene glycol monomethyl ether		25	14.8	C ₄ H ₇ ClO ₂	2-Chlorobutanoic acid			2.86
C ₃ H ₈ O ₃	Glycerol		25	14.15	C ₄ H ₇ ClO ₂	3-Chlorobutanoic acid			4.05
C ₃ H ₉ N	Propylamine		25	10.54	C ₄ H ₇ ClO ₂	4-Chlorobutanoic acid			4.52
C ₃ H ₉ N	Isopropylamine		25	10.63	C ₄ H ₇ NO ₂	4-Cyanobutanoic acid		25	2.42
C ₃ H ₉ N	Trimethylamine		25	9.80	C ₄ H ₇ NO ₃	<i>N</i> -Acetyl glycine		25	3.67
C ₃ H ₉ NO	2-Methoxyethylamine		25	9.40	C ₄ H ₇ NO ₄	Iminodiacetic acid	1		2.98
C ₃ H ₉ NO	Trimethylamine oxide		20	4.65			2		9.89
C ₃ H ₁₀ N ₂	1,2-Propanediamine, (±)	1	25	9.82	C ₄ H ₇ NO ₄	<i>L</i> -Aspartic acid	1	25	1.99
		2	25	6.61			2	25	3.90
C ₃ H ₁₀ N ₂	1,3-Propanediamine	1	25	10.55			3	25	9.90
		2	25	8.88	C ₄ H ₇ N ₃ O	Creatinine	1	25	4.8
C ₃ H ₁₀ N ₂ O	1,3-Diamino-2-propanol	1	20	9.69			2		9.2
		2	20	7.93	C ₄ H ₇ N ₅	2,4,6-Pyrimidinetriamine		20	6.84
C ₃ H ₁₁ N ₃	1,2,3-Triaminopropane	1	20	9.59	C ₄ H ₈ N ₂ O ₃	<i>L</i> -Asparagine	1	20	2.1
		2	20	7.95			2	20	8.80
C ₄ H ₄ FN ₃ O	Flucytosine			3.26	C ₄ H ₈ N ₂ O ₃	<i>N</i> -Glycylglycine	1	25	3.14
C ₄ H ₄ N ₂	Pyrazine		20	0.65			2		8.17
C ₄ H ₄ N ₂	Pyrimidine		20	1.23	C ₄ H ₈ O ₂	Butanoic acid		25	4.83
C ₄ H ₄ N ₂	Pyridazine		20	2.24	C ₄ H ₈ O ₂	2-Methylpropanoic acid		20	4.84
C ₄ H ₄ N ₂ O ₂	Uracil		25	9.45	C ₄ H ₈ O ₃	3-Hydroxybutanoic acid, (±)		25	4.70
C ₄ H ₄ N ₂ O ₃	Barbituric acid		25	4.01	C ₄ H ₈ O ₃	4-Hydroxybutanoic acid		25	4.72
C ₄ H ₄ N ₂ O ₅	Alloxanic acid		25	6.64	C ₄ H ₈ O ₃	Ethoxyacetic acid		18	3.65
					C ₄ H ₉ N	Pyrrolidine		25	11.31

Mol. form.	Name	Step	t/°C	pK _a	Mol. form.	Name	Step	t/°C	pK _a
C ₄ H ₉ NO	Morpholine		25	8.50	C ₅ H ₅ NO ₂	1 <i>H</i> -Pyrrole-3-carboxylic acid		20	5.00
C ₄ H ₉ NO ₂	2-Methylalanine	1	25	2.36	C ₅ H ₅ N ₃ O	Pyrazinecarboxamide			0.5
		2	25	10.21	C ₅ H ₅ N ₅	Adenine	1		4.3
C ₄ H ₉ NO ₂	<i>N,N</i> -Dimethylglycine		25	9.89			2		9.83
C ₄ H ₉ NO ₂	<i>DL</i> -2-Aminobutanoic acid	1	25	2.29	C ₅ H ₅ N ₅ O	Guanine		40	9.92
		2	25	9.83	C ₅ H ₆ N ₂	2-Pyridinamine		20	6.82
C ₄ H ₉ NO ₂	4-Aminobutanoic acid	1	25	4.031	C ₅ H ₆ N ₂	3-Pyridinamine		25	6.04
		2	25	10.556	C ₅ H ₆ N ₂	4-Pyridinamine		25	9.11
C ₄ H ₉ NO ₂ S	<i>DL</i> -Homocysteine	1	25	2.22	C ₅ H ₆ N ₂	2-Methylpyrazine		27	1.45
		2	25	8.87	C ₅ H ₆ N ₂ O ₂	Thymine		25	9.94
		3	25	10.86	C ₅ H ₆ O ₄	1,1-Cyclopropanedi-carboxylic acid	1	25	1.82
C ₄ H ₉ NO ₃	<i>L</i> -Threonine	1	25	2.09			2	25	7.43
		2	25	9.10	C ₅ H ₆ O ₄	<i>trans</i> -1-Propene-1,2-dicarboxylic acid	1	25	3.09
C ₄ H ₉ NO ₃	<i>L</i> -Homoserine	1	25	2.71			2	25	4.75
		2	25	9.62	C ₅ H ₆ O ₄	1-Propene-2,3-dicarboxylic acid	1	25	3.85
C ₄ H ₉ N ₃ O ₂	Creatine	1	25	2.63			2	25	5.45
		2	25	14.3	C ₅ H ₆ O ₅	2-Oxoglutaric acid	1	25	2.47
C ₄ H ₁₀ N ₂	Piperazine	1	25	9.73			2	25	4.68
		2	25	5.33	C ₅ H ₇ NO ₃	5,5-Dimethyl-2,4-oxazolidinedione		37	6.13
C ₄ H ₁₀ N ₂ O ₂	2,4-Diaminobutanoic acid	1	25	1.85					
		2	25	8.24	C ₅ H ₇ NO ₃	<i>L</i> -Pyroglutamic acid		25	3.32
		3	25	10.44	C ₅ H ₇ N ₃	2,5-Pyridinediamine		20	6.48
C ₄ H ₁₀ O ₄	1,2,3,4-Butanetetrol			13.9	C ₅ H ₇ N ₃	Methylaminopyrazine		25	3.39
C ₄ H ₁₁ N	Butylamine		25	10.60	C ₅ H ₇ N ₃ O ₄	Azaserine			8.55
C ₄ H ₁₁ N	<i>sec</i> -Butylamine		25	10.56	C ₅ H ₈ N ₂	2,4-Dimethylimidazole		25	8.36
C ₄ H ₁₁ N	<i>tert</i> -Butylamine		25	10.68	C ₅ H ₈ N ₄ O ₃ S ₂	Methazolamide			7.30
C ₄ H ₁₁ N	Diethylamine		25	10.84	C ₅ H ₈ O ₂	<i>trans</i> -3-Pentenoic acid		25	4.51
C ₄ H ₁₁ NO ₃	Tris(hydroxymethyl)methylamine		20	8.3	C ₅ H ₈ O ₄	Dimethylmalonic acid		25	3.15
					C ₅ H ₈ O ₄	Glutaric acid	1	18	4.32
C ₄ H ₁₂ N ₂	1,4-Butanediamine	1	25	10.80			2	25	5.42
		2	25	9.63	C ₅ H ₈ O ₄	Methylsuccinic acid	1	25	4.13
C ₅ H ₄ BrN	3-Bromopyridine		25	2.84			2	25	5.64
C ₅ H ₄ ClN	2-Chloropyridine		25	0.49	C ₅ H ₉ NO ₂	<i>L</i> -Proline	1	25	1.95
C ₅ H ₄ ClN	3-Chloropyridine		25	2.81			2	25	10.64
C ₅ H ₄ ClN	4-Chloropyridine		25	3.83	C ₅ H ₉ NO ₃	5-Amino-4-oxopentanoic acid	1	25	4.05
C ₅ H ₄ FN	2-Fluoropyridine		25	-0.44			2	25	8.90
C ₅ H ₄ N ₂ O ₂	4-Nitropyridine		25	1.61	C ₅ H ₉ NO ₃	<i>trans</i> -4-Hydroxyproline	1	25	1.82
C ₅ H ₄ N ₄	1 <i>H</i> -Purine	1	20	2.30			2	25	9.66
		2	20	8.96	C ₅ H ₉ NO ₄	<i>L</i> -Glutamic acid	1	25	2.13
C ₅ H ₄ N ₄ O	Hypoxanthine		25	8.7			2	25	4.31
C ₅ H ₄ N ₄ O	Allopurinol			10.2			3		9.67
C ₅ H ₄ N ₄ O ₃	Uric acid		12	3.89	C ₅ H ₉ N ₃	Histamine	1	25	6.04
C ₅ H ₄ N ₄ S	1,7-Dihydro-6 <i>H</i> -purine-6-thione	1		7.77			2	25	9.75
		2		11.17	C ₅ H ₁₀ N ₂ O ₃	Glycylalanine		25	3.15
C ₅ H ₄ O ₂ S	2-Thiophenecarboxylic acid		25	3.49	C ₅ H ₁₀ N ₂ O ₃	<i>L</i> -Glutamine	1	25	2.17
C ₅ H ₄ O ₂ S	3-Thiophenecarboxylic acid		25	4.1			2	25	9.13
C ₅ H ₄ O ₃	2-Furancarboxylic acid		25	3.16	C ₅ H ₁₀ N ₂ O ₄	Glycylserine	1	25	2.98
C ₅ H ₄ O ₃	3-Furancarboxylic acid		25	3.9			2	25	8.38
C ₅ H ₅ N	Pyridine		25	5.23	C ₅ H ₁₀ O ₂	Pentanoic acid		20	4.83
C ₅ H ₅ NO	2-Pyridinol	1	20	0.75	C ₅ H ₁₀ O ₂	2-Methylbutanoic acid		25	4.80
		2	20	11.65	C ₅ H ₁₀ O ₂	3-Methylbutanoic acid		25	4.77
C ₅ H ₅ NO	3-Pyridinol	1	20	4.79	C ₅ H ₁₀ O ₂	2,2-Dimethylpropanoic acid		20	5.03
		2	20	8.75	C ₅ H ₁₀ O ₄	<i>D</i> -2-Deoxyribose		25	12.61
C ₅ H ₅ NO	4-Pyridinol	1	20	3.20	C ₅ H ₁₀ O ₅	<i>L</i> -Ribose		25	12.22
		2	20	11.12	C ₅ H ₁₀ O ₅	<i>D</i> -Xylose		18	12.14
C ₅ H ₅ NO	2(1 <i>H</i>)-Pyridinone	1	20	0.75	C ₅ H ₁₁ N	Piperidine		25	11.123
		2	20	11.65	C ₅ H ₁₁ N	<i>N</i> -Methylpyrrolidine		25	10.46
C ₅ H ₅ NO	Pyridine-1-oxide		24	0.79	C ₅ H ₁₁ NO	4-Methylmorpholine		25	7.38
C ₅ H ₅ NO ₂	1 <i>H</i> -Pyrrole-2-carboxylic acid		20	4.45	C ₅ H ₁₁ NO ₂	<i>L</i> -Valine	1	25	2.29
							2	25	9.74

Mol. form.	Name	Step	<i>t</i> /°C	p <i>K</i> _a	Mol. form.	Name	Step	<i>t</i> /°C	p <i>K</i> _a
C ₅ H ₁₁ NO ₂	<i>DL</i> -Norvaline	1		2.36			3	20	9.31
		2		9.72	C ₆ H ₆ BrN	2-Bromoaniline		25	2.53
C ₅ H ₁₁ NO ₂	<i>L</i> -Norvaline	1	25	2.32	C ₆ H ₆ BrN	3-Bromoaniline		25	3.53
		2	25	9.81	C ₆ H ₆ BrN	4-Bromoaniline		25	3.89
C ₅ H ₁₁ NO ₂	<i>N</i> -Propylglycine	1	25	2.35	C ₆ H ₆ ClN	2-Chloroaniline		25	2.66
		2	25	10.19	C ₆ H ₆ ClN	3-Chloroaniline		25	3.52
C ₅ H ₁₁ NO ₂	5-Aminopentanoic acid	1	25	4.27	C ₆ H ₆ ClN	4-Chloroaniline		25	3.98
		2	25	10.77	C ₆ H ₆ FN	2-Fluoroaniline		25	3.20
C ₅ H ₁₁ NO ₂	Betaine		0	1.83	C ₆ H ₆ FN	3-Fluoroaniline		25	3.59
C ₅ H ₁₁ NO ₂ S	<i>L</i> -Methionine	1	25	2.13	C ₆ H ₆ FN	4-Fluoroaniline		25	4.65
		2	25	9.27	C ₆ H ₆ IN	2-Iodoaniline		25	2.54
C ₅ H ₁₂ N ₂ O	Tetramethylurea			2	C ₆ H ₆ IN	3-Iodoaniline		25	3.58
C ₅ H ₁₂ N ₂ O ₂	<i>L</i> -Ornithine	1	25	1.71	C ₆ H ₆ IN	4-Iodoaniline		25	3.81
		2	25	8.69	C ₆ H ₆ N ₂ O	3-Pyridinecarboxamide		20	3.3
		3	25	10.76	C ₆ H ₆ N ₂ O	2-Pyridinecarbox- aldehyde oxime	1	20	3.59
C ₅ H ₁₃ N	Pentylamine		25	10.63			2	20	10.18
C ₅ H ₁₃ N	3-Pentanamine		17	10.59	C ₆ H ₆ N ₂ O ₂	2-Nitroaniline		25	-0.25
C ₅ H ₁₃ N	3-Methyl-1-butanamine		25	10.60	C ₆ H ₆ N ₂ O ₂	3-Nitroaniline		25	2.46
C ₅ H ₁₃ N	2-Methyl-2-butanamine		19	10.85	C ₆ H ₆ N ₂ O ₂	4-Nitroaniline		25	1.02
C ₅ H ₁₃ N	2,2-Dimethylpropylamine		25	10.15	C ₆ H ₆ O	Phenol		25	9.99
C ₅ H ₁₃ N	Diethylmethylamine		25	10.35	C ₆ H ₆ O ₂	<i>p</i> -Hydroquinone	1	25	9.85
C ₅ H ₁₄ NO	Choline		25	13.9			2	25	11.4
C ₅ H ₁₄ N ₂	1,5-Pentanediamine	1	25	10.05	C ₆ H ₆ O ₂	Pyrocatechol	1	25	9.34
		2	25	10.93			2	25	12.6
C ₆ H ₃ Cl ₃ N ₂ O ₂	4-Amino-3,5,6-trichloro- 2-pyridinecarboxylic acid			3.6	C ₆ H ₆ O ₂	Resorcinol	1	25	9.32
							2	25	11.1
C ₆ H ₃ N ₃ O ₇	2,4,6-Trinitrophenol		24	0.42	C ₆ H ₆ O ₂ S	Benzenesulfinic acid		20	1.3
C ₆ H ₄ Cl ₂ O	2,3-Dichlorophenol		25	7.44	C ₆ H ₆ O ₃ S	Benzenesulfonic acid		25	0.70
C ₆ H ₄ N ₂ O ₅	2,4-Dinitrophenol		25	4.07	C ₆ H ₆ O ₄	5-Hydroxy-2-(hydroxy- methyl)-4H-pyran-4-one			7.9
C ₆ H ₄ N ₂ O ₅	2,5-Dinitrophenol		15	5.15					
C ₆ H ₄ N ₄	Pteridine		20	4.05	C ₆ H ₆ O ₄ S	3-Hydroxybenzene- sulfonic acid		25	9.07
C ₆ H ₅ BrO	2-Bromophenol		25	8.45					
C ₆ H ₅ BrO	3-Bromophenol		25	9.03	C ₆ H ₆ O ₄ S	4-Hydroxybenzene- sulfonic acid		25	9.11
C ₆ H ₅ BrO	4-Bromophenol		25	9.37					
C ₆ H ₅ Br ₂ N	3,5-Dibromoaniline		25	2.34	C ₆ H ₆ O ₆	<i>cis</i> -1-Propene-1,2,3- tricarboxylic acid		25	1.95
C ₆ H ₅ ClO	2-Chlorophenol		25	8.56					
C ₆ H ₅ ClO	3-Chlorophenol		25	9.12	C ₆ H ₆ O ₆	<i>trans</i> -1-Propene-1,2,3- tricarboxylic acid	1	25	2.80
C ₆ H ₅ ClO	4-Chlorophenol		25	9.41			2	25	4.46
C ₆ H ₅ Cl ₂ N	2,4-Dichloroaniline		22	2.05	C ₆ H ₆ S	Benzenethiol		25	6.62
C ₆ H ₅ FO	2-Fluorophenol		25	8.73	C ₆ H ₇ BO ₂	Benzeneboronic acid			8.83
C ₆ H ₅ FO	3-Fluorophenol		25	9.29	C ₆ H ₇ N	Aniline		25	4.87
C ₆ H ₅ FO	4-Fluorophenol		25	9.89	C ₆ H ₇ N	2-Methylpyridine		25	6.00
C ₆ H ₅ IO	2-Iodophenol		25	8.51	C ₆ H ₇ N	3-Methylpyridine		25	5.70
C ₆ H ₅ IO	3-Iodophenol		25	9.03	C ₆ H ₇ N	4-Methylpyridine		25	5.99
C ₆ H ₅ IO	4-Iodophenol		25	9.33	C ₆ H ₇ NO	2-Aminophenol	1	20	4.78
C ₆ H ₅ NO	2-Pyridinecarboxaldehyde		25	12.68			2	20	9.97
C ₆ H ₅ NO	4-Pyridinecarboxaldehyde		30	12.05	C ₆ H ₇ NO	3-Aminophenol	1	20	4.37
C ₆ H ₅ NO ₂	Nitrobenzene		0	3.98			2	20	9.82
C ₆ H ₅ NO ₂	2-Pyridinecarboxylic acid	1	20	0.99	C ₆ H ₇ NO	4-Aminophenol	1	25	5.48
		2	20	5.39			2	25	10.30
C ₆ H ₅ NO ₂	3-Pyridinecarboxylic acid	1	25	2.00	C ₆ H ₇ NO	2-Methoxypyridine		20	3.28
		2	25	4.82	C ₆ H ₇ NO	3-Methoxypyridine		25	4.78
C ₆ H ₅ NO ₂	4-Pyridinecarboxylic acid	1	25	1.77	C ₆ H ₇ NO	4-Methoxypyridine		25	6.58
		2	25	4.84	C ₆ H ₇ NO ₃ S	2-Aminobenzenesulfonic acid		25	2.46
C ₆ H ₅ NO ₃	2-Nitrophenol		25	7.23					
C ₆ H ₅ NO ₃	3-Nitrophenol		25	8.36	C ₆ H ₇ NO ₃ S	3-Aminobenzenesulfonic acid		25	3.74
C ₆ H ₅ NO ₃	4-Nitrophenol		25	7.15					
C ₆ H ₅ N ₃	1 <i>H</i> -Benzotriazole		20	1.6	C ₆ H ₇ NO ₃ S	4-Aminobenzenesulfonic acid		25	3.23
C ₆ H ₅ N ₅ O	2-Amino-4- hydroxypteridine	1	20	2.27					
		2	20	7.96	C ₆ H ₈ N ₂	<i>N</i> -Methylpyridinamine		20	9.65
C ₆ H ₅ N ₅ O ₂	Xanthopterin	2	20	6.59	C ₆ H ₈ N ₂	<i>o</i> -Phenylenediamine	1	20	4.57

Mol. form.	Name	Step	<i>t</i> /°C	p <i>K</i> _a	Mol. form.	Name	Step	<i>t</i> /°C	p <i>K</i> _a
		2	20	0.80	C ₆ H ₁₃ NO ₂	<i>L</i> -Leucine	1	25	2.33
C ₆ H ₈ N ₂	<i>m</i> -Phenylenediamine	1	20	5.11			2	25	9.74
		2	20	2.50	C ₆ H ₁₃ NO ₂	<i>L</i> -Isoleucine	1	25	2.32
C ₆ H ₈ N ₂	<i>p</i> -Phenylenediamine	1	20	6.31			2	25	9.76
		2	20	2.97	C ₆ H ₁₃ NO ₂	<i>L</i> -Norleucine	1	25	2.34
C ₆ H ₈ N ₂	Phenylhydrazine		15	8.79			2	25	9.83
C ₆ H ₈ O ₂	2,4-Hexadienoic acid		25	4.76	C ₆ H ₁₃ NO ₂	6-Aminohexanoic acid	1	25	4.37
C ₆ H ₈ O ₂	1,3-Cyclohexanedione		25	5.26			2	25	10.80
C ₆ H ₈ O ₄	2,2-Dimethyl-1,3-dioxane-4,6-dione			5.1	C ₆ H ₁₃ NO ₄	<i>N,N</i> -Bis(2-hydroxyethyl)glycine	2	20	8.35
C ₆ H ₈ O ₆	<i>L</i> -Ascorbic acid	1	25	4.04	C ₆ H ₁₃ N ₃ O ₃	Citrulline	1	25	2.43
		2	16	11.7			2	25	9.69
C ₆ H ₈ O ₇	Citric acid	1	25	3.13	C ₆ H ₁₄ N ₂	<i>cis</i> -1,2-Cyclohexane-diamine	1	20	9.93
		2	25	4.76			2	20	6.13
		3	25	6.40	C ₆ H ₁₄ N ₂	<i>trans</i> -1,2-Cyclohexane-diamine	1	20	9.94
C ₆ H ₈ O ₇	Isocitric acid	1	25	3.29			2	20	6.47
		2	25	4.71	C ₆ H ₁₄ N ₂	<i>cis</i> -2,5-Dimethylpiperazine	1	25	9.66
		3	25	6.40			2	25	5.20
C ₆ H ₉ NO ₆	Nitrilotriacetic acid	1	20	3.03	C ₆ H ₁₄ N ₂ O ₂	<i>L</i> -Lysine	1	25	2.16
		2	20	3.07			2	25	9.06
		3	20	10.70			3	25	10.54
C ₆ H ₉ NO ₆	<i>L</i> -γ-Carboxyglutamic acid	1	25	1.7	C ₆ H ₁₄ N ₄ O ₂	<i>L</i> -Arginine	1	25	1.82
		2	25	3.2			2	25	8.99
		3	25	4.75			3	25	12.5
		4	25	9.9	C ₆ H ₁₄ O ₆	<i>D</i> -Mannitol		18	13.5
C ₆ H ₉ N ₃	4,6-Dimethylpyrimidinamine		20	4.82	C ₆ H ₁₅ N	Hexylamine		25	10.56
C ₆ H ₉ N ₃ O ₂	<i>L</i> -Histidine	1	25	1.80	C ₆ H ₁₅ N	Diisopropylamine		25	11.05
		2	25	6.04	C ₆ H ₁₅ N	Triethylamine		25	10.75
		3	25	9.33	C ₆ H ₁₅ NO ₃	Triethanolamine		25	7.76
C ₆ H ₁₀ O ₂	Cyclopentanecarboxylic acid		25	4.99	C ₆ H ₁₆ N ₂	1,6-Hexanediamine	1	0	11.86
							2	0	10.76
C ₆ H ₁₀ O ₃	Ethyl acetoacetate		25	10.68	C ₆ H ₁₆ N ₂	<i>N,N,N',N'</i> -Tetramethyl-1,2-ethanediamine	1	25	10.40
C ₆ H ₁₀ O ₄	3-Methylglutaric acid		25	4.24			2	25	8.26
C ₆ H ₁₀ O ₄	Adipic acid	1	18	4.41	C ₆ H ₁₉ NSi ₂	Hexamethyldisilazane			7.55
		2	18	5.41	C ₇ HF ₅ O ₂	Pentafluorobenzoic acid		25	1.75
C ₆ H ₁₁ NO ₂	2-Piperidinecarboxylic acid	1	25	2.28	C ₇ H ₃ Br ₂ NO	3,5-Dibromo-4-hydroxybenzonitrile			4.06
		2	25	10.72					
C ₆ H ₁₁ NO ₃	Adipamic acid		25	4.63	C ₇ H ₃ N ₃ O ₈	2,4,6-Trinitrobenzoic acid		25	0.65
C ₆ H ₁₁ NO ₄	2-Amino adipic acid	1	25	2.14	C ₇ H ₄ Cl ₃ NO ₃	Triclopyr			2.68
		2	25	4.21	C ₇ H ₄ N ₂ O ₆	2,4-Dinitrobenzoic acid		25	1.43
		3	25	9.77	C ₇ H ₅ BrO ₂	2-Bromobenzoic acid		25	2.85
C ₆ H ₁₁ N ₃ O ₄	<i>N</i> -(<i>N</i> -Glycylglycyl)glycine	1	25	3.225	C ₇ H ₅ BrO ₂	3-Bromobenzoic acid		25	3.81
		2	25	8.09	C ₇ H ₅ BrO ₂	4-Bromobenzoic acid		25	3.96
C ₆ H ₁₁ N ₃ O ₄	Glycylasparagine	1	25	2.942	C ₇ H ₅ ClO ₂	2-Chlorobenzoic acid		25	2.90
		2	18	8.44	C ₇ H ₅ ClO ₂	3-Chlorobenzoic acid		25	3.84
C ₆ H ₁₂ N ₂	Triethylenediamine	1		3.0	C ₇ H ₅ ClO ₂	4-Chlorobenzoic acid		25	4.00
		2		8.7	C ₇ H ₅ FO ₂	2-Fluorobenzoic acid		25	3.27
C ₆ H ₁₂ N ₂ O ₄ S ₂	<i>L</i> -Cystine	1		1	C ₇ H ₅ FO ₂	3-Fluorobenzoic acid		25	3.86
		2		2.1	C ₇ H ₅ FO ₂	4-Fluorobenzoic acid		25	4.15
		3		8.02	C ₇ H ₅ F ₃ O	2-(Trifluoromethyl)phenol		25	8.95
		4		8.71	C ₇ H ₅ F ₃ O	3-(Trifluoromethyl)phenol		25	8.68
C ₆ H ₁₂ O ₂	Hexanoic acid		25	4.85	C ₇ H ₅ IO ₂	2-Iodobenzoic acid		25	2.86
C ₆ H ₁₂ O ₂	4-Methylpentanoic acid		18	4.84	C ₇ H ₅ IO ₂	3-Iodobenzoic acid		25	3.87
C ₆ H ₁₂ O ₆	β- <i>D</i> -Fructose		25	12.27	C ₇ H ₅ IO ₂	4-Iodobenzoic acid		25	4.00
C ₆ H ₁₂ O ₆	α- <i>D</i> -Glucose		25	12.46	C ₇ H ₅ NO	2-Hydroxybenzonitrile		25	6.86
C ₆ H ₁₂ O ₆	<i>D</i> -Mannose		25	12.08	C ₇ H ₅ NO	3-Hydroxybenzonitrile		25	8.61
C ₆ H ₁₃ N	Cyclohexylamine		25	10.64	C ₇ H ₅ NO	4-Hydroxybenzonitrile		25	7.97
C ₆ H ₁₃ N	1-Methylpiperidine		25	10.38	C ₇ H ₅ NO ₃ S	Saccharin		18	11.68
C ₆ H ₁₃ N	1,2-Dimethylpyrrolidine		26	10.20	C ₇ H ₅ NO ₄	2-Nitrobenzoic acid		25	2.17
C ₆ H ₁₃ NO	<i>N</i> -Ethylmorpholine		25	7.67	C ₇ H ₅ NO ₄	3-Nitrobenzoic acid		25	3.46
					C ₇ H ₅ NO ₄	4-Nitrobenzoic acid		25	3.43

Mol. form.	Name	Step	t/°C	pK _a	Mol. form.	Name	Step	t/°C	pK _a
C ₇ H ₅ NO ₄	2,3-Pyridinedicarboxylic acid	1	25	2.43	C ₇ H ₉ N	2-Methylaniline		25	4.45
		2	25	4.78	C ₇ H ₉ N	3-Methylaniline		25	4.71
C ₇ H ₅ NO ₄	2,4-Pyridinedicarboxylic acid	1	25	2.15	C ₇ H ₉ N	4-Methylaniline		25	5.08
					C ₇ H ₉ N	N-Methylaniline		25	4.85
C ₇ H ₅ NO ₄	2,6-Pyridinedicarboxylic acid	1	25	2.16	C ₇ H ₉ N	2-Ethylpyridine		25	5.89
		2	25	4.76	C ₇ H ₉ N	2,3-Dimethylpyridine		25	6.57
C ₇ H ₅ NO ₄	3,5-Pyridinedicarboxylic acid	1	25	2.80	C ₇ H ₉ N	2,4-Dimethylpyridine		25	6.99
					C ₇ H ₉ N	2,5-Dimethylpyridine		25	6.40
	Chlorothiazide	1		6.85	C ₇ H ₉ N	2,6-Dimethylpyridine		25	6.65
C ₇ H ₆ ClN ₃ O ₄ S ₂		2		9.45	C ₇ H ₉ N	3,4-Dimethylpyridine		25	6.46
C ₇ H ₆ F ₃ N	3-(Trifluoromethyl)aniline		25	3.49	C ₇ H ₉ N	3,5-Dimethylpyridine		25	6.15
C ₇ H ₆ F ₃ N	4-(Trifluoromethyl)aniline		25	2.45	C ₇ H ₉ NO	2-Methoxyaniline		25	4.53
C ₇ H ₆ N ₂	1 <i>H</i> -Benzimidazole		25	5.53	C ₇ H ₉ NO	3-Methoxyaniline		25	4.20
C ₇ H ₆ N ₂	2-Aminobenzonitrile		25	0.77	C ₇ H ₉ NO	4-Methoxyaniline		25	5.36
C ₇ H ₆ N ₂	3-Aminobenzonitrile		25	2.75	C ₇ H ₉ NS	2-(Methylthio)aniline		25	3.45
C ₇ H ₆ N ₂	4-Aminobenzonitrile		25	1.74	C ₇ H ₉ NS	4-(Methylthio)aniline		25	4.35
C ₇ H ₆ O	Benzaldehyde		25	14.90	C ₇ H ₉ N ₅	2-Dimethylaminopurine	1	20	4.00
C ₇ H ₆ O ₂	Benzoic acid		25	4.204			2	20	10.24
C ₇ H ₆ O ₂	Salicylaldehyde		25	8.37	C ₇ H ₁₁ N ₃ O ₂	<i>L</i> -1-Methylhistidine	1	25	1.69
C ₇ H ₆ O ₂	3-Hydroxybenzaldehyde		25	8.98			2	25	6.48
C ₇ H ₆ O ₂	4-Hydroxybenzaldehyde		25	7.61			3	25	8.85
C ₇ H ₆ O ₃	2-Hydroxybenzoic acid	1	20	2.98	C ₇ H ₁₁ N ₃ O ₂	<i>L</i> -3-Methylhistidine	1	25	1.92
		2	20	13.6			2	25	6.56
C ₇ H ₆ O ₃	3-Hydroxybenzoic acid	1	25	4.08			3	25	8.73
		2	19	9.92	C ₇ H ₁₂ O ₂	Cyclohexanecarboxylic acid		25	4.91
C ₇ H ₆ O ₃	4-Hydroxybenzoic acid	1	25	4.57	C ₇ H ₁₂ O ₄	Heptanedioic acid	1	25	4.71
		2	25	9.46			2	25	5.58
C ₇ H ₆ O ₄	2,4-Dihydroxybenzoic acid	1	25	3.11	C ₇ H ₁₂ O ₄	Butylpropanedioic acid	1	5	2.96
		2	25	8.55	C ₇ H ₁₃ NO ₄	α-Ethylglutamic acid	1	25	3.846
		3	25	14.0			2	25	7.838
C ₇ H ₆ O ₄	2,5-Dihydroxybenzoic acid	1	25	2.97	C ₇ H ₁₄ O ₂	Heptanoic acid		25	4.89
C ₇ H ₆ O ₄	3,4-Dihydroxybenzoic acid	1	25	4.48	C ₇ H ₁₄ O ₆	α-Methylglucoside		25	13.71
		2	25	8.83	C ₇ H ₁₅ N	1-Ethylpiperidine		23	10.45
		3	25	12.6	C ₇ H ₁₅ N	1,2-Dimethylpiperidine,(±)		25	10.22
C ₇ H ₆ O ₄	3,5-Dihydroxybenzoic acid	1	25	4.04	C ₇ H ₁₅ NO ₃	Carnitine		25	3.80
C ₇ H ₆ O ₅	2,4,6-Trihydroxybenzoic acid		25	1.68	C ₇ H ₁₇ N	Heptylamine		25	10.67
					C ₇ H ₁₇ N	2-Heptanamine		19	10.7
C ₇ H ₆ O ₅	3,4,5-Trihydroxybenzoic acid		25	4.41	C ₈ H ₅ NO ₂	3-Cyanobenzoic acid		25	3.60
C ₇ H ₇ NO	Benzamide		25	13	C ₈ H ₅ NO ₂	4-Cyanobenzoic acid		25	3.55
C ₇ H ₇ NO ₂	Aniline-2-carboxylic acid	1	25	2.17	C ₈ H ₆ N ₂	Cinnoline		20	2.37
		2	25	4.85	C ₈ H ₆ N ₂	Quinazoline		29	3.43
C ₇ H ₇ NO ₂	Aniline-3-carboxylic acid	1	25	3.07	C ₈ H ₆ N ₂	Quinoxaline		20	0.56
		2	25	4.79	C ₈ H ₆ N ₂	Phthalazine		20	3.47
C ₇ H ₇ NO ₂	Aniline-4-carboxylic acid	1	25	2.50	C ₈ H ₆ N ₄ O ₅	Nitrofurantoin			7.2
		2	25	4.87	C ₈ H ₆ O ₃	3-Formylbenzoic acid		25	3.84
C ₇ H ₇ NO ₃	4-Amino-2-hydroxybenzoic acid			3.25	C ₈ H ₆ O ₃	4-Formylbenzoic acid		25	3.77
					C ₈ H ₆ O ₄	Phthalic acid	1	25	2.943
C ₇ H ₈ ClN ₃ O ₄ S ₂	Hydrochlorothiazide	1		7.9			2	25	5.432
		2		9.2	C ₈ H ₆ O ₄	Isophthalic acid	1	25	3.70
C ₇ H ₈ N ₄ O ₂	Theobromine		18	7.89			2	25	4.60
C ₇ H ₈ N ₄ O ₂	Theophylline	1	25	8.77	C ₈ H ₆ O ₄	Terephthalic acid	1	25	3.54
C ₇ H ₈ O	<i>o</i> -Cresol		25	10.29			2	25	4.34
C ₇ H ₈ O	<i>m</i> -Cresol		25	10.09	C ₈ H ₇ ClO ₂	2-Chlorobenzeneacetic acid		25	4.07
C ₇ H ₈ O	<i>p</i> -Cresol		25	10.26	C ₈ H ₇ ClO ₂	3-Chlorobenzeneacetic acid		25	4.14
C ₇ H ₈ OS	4-(Methylthio)phenol		25	9.53	C ₈ H ₇ ClO ₂	4-Chlorobenzeneacetic acid		25	4.19
C ₇ H ₈ O ₂	2-Methoxyphenol		25	9.98	C ₈ H ₇ ClO ₃	2-Chlorophenoxyacetic acid		25	3.05
C ₇ H ₈ O ₂	3-Methoxyphenol		25	9.65	C ₈ H ₇ ClO ₃	3-Chlorophenoxyacetic acid		25	3.10
C ₇ H ₈ O ₂	4-Methoxyphenol		25	10.21	C ₈ H ₇ NO ₄	2-Nitrobenzeneacetic acid		25	4.00
C ₇ H ₈ S	Benzenemethanethiol		25	9.43	C ₈ H ₇ NO ₄	3-Nitrobenzeneacetic acid		25	3.97
C ₇ H ₉ N	Benzylamine		25	9.34	C ₈ H ₇ NO ₄	4-Nitrobenzeneacetic acid		25	3.85
					C ₈ H ₈ F ₃ N ₃ O ₄ S ₂	Hydroflumethiazide	1		8.9

Mol. form.	Name	Step	t/°C	pK _a	Mol. form.	Name	Step	t/°C	pK _a
		2		9.7			2	25	8.2
C ₈ H ₈ N ₂	2-Methyl-1 <i>H</i> -benzimidazole	1	25	6.19	C ₈ H ₁₆ N ₂ O ₄ S ₂	Homocystine	1	25	1.59
C ₈ H ₈ O ₂	<i>o</i> -Toluic acid		25	3.91			2	25	2.54
C ₈ H ₈ O ₂	<i>m</i> -Toluic acid		25	4.25			3	25	8.52
C ₈ H ₈ O ₂	<i>p</i> -Toluic acid		25	4.37			4	25	9.44
C ₈ H ₈ O ₂	Benzeneacetic acid		25	4.31	C ₈ H ₁₆ O ₂	Octanoic acid		25	4.89
C ₈ H ₈ O ₂	1-(2-Hydroxyphenyl)ethanone		25	10.06	C ₈ H ₁₆ O ₂	2-Propylpentanoic acid			4.6
C ₈ H ₈ O ₂	1-(3-Hydroxyphenyl)ethanone		25	9.19	C ₈ H ₁₇ N	2-Propylpiperidine, (<i>S</i>)			10.9
C ₈ H ₈ O ₂	1-(4-Hydroxyphenyl)ethanone		25	8.05	C ₈ H ₁₇ N	2,2,4-Trimethylpiperidine		30	11.04
C ₈ H ₈ O ₃	2-Methoxybenzoic acid		25	4.08	C ₈ H ₁₇ NO	<i>trans</i> -6-Propyl-3-piperidinol, (<i>3S</i>)			10.3
C ₈ H ₈ O ₃	3-Methoxybenzoic acid		25	4.10	C ₈ H ₁₉ N	Octylamine		25	10.65
C ₈ H ₈ O ₃	4-Methoxybenzoic acid		25	4.50	C ₈ H ₁₉ N	<i>N</i> -Methyl-2-heptanamine		17	10.99
C ₈ H ₈ O ₃	Phenoxyacetic acid		25	3.17	C ₈ H ₁₉ N	Dibutylamine		21	11.25
C ₈ H ₈ O ₃	Mandelic acid		25	3.37	C ₈ H ₂₀ N ₂	1,8-Octanediamine	1	20	11.00
C ₈ H ₈ O ₄	2,5-Hydroxybenzeneacetic acid		25	4.40			2	20	10.1
C ₈ H ₉ NO	Acetanilide		25	0.5	C ₉ H ₆ BrN	3-Bromoquinoline		25	2.69
C ₈ H ₉ NO ₂	2-(Methylamino)benzoic acid		25	5.34	C ₉ H ₇ ClO ₂	<i>trans</i> - <i>o</i> -Chlorocinnamic acid		25	4.23
C ₈ H ₉ NO ₂	3-(Methylamino)benzoic acid		25	5.10	C ₉ H ₇ ClO ₂	<i>trans</i> - <i>m</i> -Chlorocinnamic acid		25	4.29
C ₈ H ₉ NO ₂	4-(Methylamino)benzoic acid		25	5.04	C ₉ H ₇ ClO ₂	<i>trans</i> - <i>p</i> -Chlorocinnamic acid		25	4.41
C ₈ H ₉ NO ₂	<i>N</i> -Phenylglycine	1	25	1.83	C ₉ H ₇ N	Quinoline		20	4.90
		2		4.39	C ₉ H ₇ N	Isoquinoline		20	5.40
C ₈ H ₁₀ BrN	4-Bromo- <i>N,N</i> -dimethylaniline		25	4.23	C ₉ H ₇ NO	2-Quinolinol	1	20	-0.31
C ₈ H ₁₀ ClN	3-Chloro- <i>N,N</i> -dimethylaniline		20	3.83			2	20	11.76
C ₈ H ₁₀ ClN	4-Chloro- <i>N,N</i> -dimethylaniline		20	4.39	C ₉ H ₇ NO	3-Quinolinol	1	20	4.28
C ₈ H ₁₀ N ₂ O ₂	<i>N,N</i> -Dimethyl-3-nitroaniline		25	2.62			2	20	8.08
C ₈ H ₁₁ N	<i>N</i> -Ethylaniline		25	5.12	C ₉ H ₇ NO	4-Quinolinol	1	20	2.23
C ₈ H ₁₁ N	<i>N,N</i> -Dimethylaniline		25	5.07			2	20	11.28
C ₈ H ₁₁ N	2,6-Dimethylaniline		25	3.89	C ₉ H ₇ NO	6-Quinolinol	1	20	5.15
C ₈ H ₁₁ N	Benzeneethanamine		25	9.83			2	20	8.90
C ₈ H ₁₁ N	2,4,6-Trimethylpyridine		25	7.43	C ₉ H ₇ NO	8-Quinolinol	1	25	4.91
C ₈ H ₁₁ NO	2-Ethoxyaniline		28	4.43			2	25	9.81
C ₈ H ₁₁ NO	3-Ethoxyaniline		25	4.18	C ₉ H ₇ NO	7-Isoquinolinol	1	20	5.68
C ₈ H ₁₁ NO	4-Ethoxyaniline		28	5.20			2	20	8.90
C ₈ H ₁₁ NO	4-(2-Aminoethyl)phenol	1	25	9.74	C ₉ H ₇ NO ₃	2-Cyanophenoxyacetic acid		25	2.98
		2	25	10.52	C ₉ H ₇ NO ₃	3-Cyanophenoxyacetic acid		25	3.03
C ₈ H ₁₁ NO	2-(2-Methoxyethyl)pyridine			5.5	C ₉ H ₇ NO ₃	4-Cyanophenoxyacetic acid		25	2.93
C ₈ H ₁₁ NO ₂	Dopamine	1	25	8.9	C ₉ H ₇ N ₂ O ₂ S	Azathioprine			8.2
		2	25	10.6	C ₉ H ₈ N ₂	2-Quinolinamine		20	7.34
C ₈ H ₁₁ NO ₃	Norepinephrine	1	25	8.64	C ₉ H ₈ N ₂	3-Quinolinamine		20	4.91
		2	25	9.70	C ₉ H ₈ N ₂	4-Quinolinamine		20	9.17
C ₈ H ₁₁ N ₃ O ₆	6-Azauridine			6.70	C ₉ H ₈ N ₂	1-Isoquinolinamine		20	7.62
C ₈ H ₁₁ N ₅	Phenylbiguanide	1		10.76	C ₉ H ₈ N ₂	3-Isoquinolinamine		20	5.05
		2		2.13	C ₉ H ₈ O ₂	<i>cis</i> -Cinnamic acid		25	3.88
C ₈ H ₁₂ N ₂ O ₃	Barbital		25	7.43	C ₉ H ₈ O ₂	<i>trans</i> -Cinnamic acid		25	4.44
C ₈ H ₁₂ O ₂	5,5-Dimethyl-1,3-cyclohexanedione		25	5.15	C ₉ H ₈ O ₂	α-Methylenebenzeneacetic acid			4.35
C ₈ H ₁₃ NO ₂	Arecoline			6.84	C ₉ H ₈ O ₄	2-(Acetyloxy)benzoic acid		25	3.48
C ₈ H ₁₄ O ₂ S ₂	Thioctic acid			5.4	C ₉ H ₉ Br ₂ NO ₃	3,5-Dibromo- <i>L</i> -tyrosine	1		2.17
C ₈ H ₁₄ O ₄	Octanedioic acid	1	25	4.52			2		6.45
C ₈ H ₁₅ NO	Tropine		15	3.80			3		7.60
C ₈ H ₁₅ NO	Pseudotropine		15	3.80	C ₉ H ₉ ClO ₂	3-(2-Chlorophenyl)-propanoic acid		25	4.58
C ₈ H ₁₆ N ₂ O ₃	<i>N</i> -Glycylleucine		25	3.18	C ₉ H ₉ ClO ₂	3-(3-Chlorophenyl)-propanoic acid		25	4.59
C ₈ H ₁₆ N ₂ O ₃	<i>N</i> -Leucylglycine	1	25	3.25	C ₉ H ₉ ClO ₂	3-(4-Chlorophenyl)-propanoic acid		25	4.61
					C ₉ H ₉ I ₂ NO ₃	<i>L</i> -3,5-Diiodotyrosine	1	25	2.12

Mol. form.	Name	Step	$t/^{\circ}\text{C}$	$\text{p}K_{\text{a}}$	Mol. form.	Name	Step	$t/^{\circ}\text{C}$	$\text{p}K_{\text{a}}$
		2	25	5.32	$\text{C}_{10}\text{H}_8\text{O}$	1-Naphthol		25	9.39
		3	25	9.48	$\text{C}_{10}\text{H}_8\text{O}$	2-Naphthol		25	9.63
$\text{C}_9\text{H}_9\text{NO}_3$	<i>N</i> -Benzoylglycine		25	3.62	$\text{C}_{10}\text{H}_9\text{N}$	1-Naphthylamine		25	3.92
$\text{C}_9\text{H}_9\text{NO}_4$	3-(2-Nitrophenyl)-propanoic acid		25	4.50	$\text{C}_{10}\text{H}_9\text{N}$	2-Naphthylamine		25	4.16
$\text{C}_9\text{H}_9\text{NO}_4$	3-(4-Nitrophenyl)-propanoic acid		25	4.47	$\text{C}_{10}\text{H}_9\text{N}$	2-Methylquinoline		20	5.83
$\text{C}_9\text{H}_9\text{N}_3\text{O}_2$	Carbendazim			4.48	$\text{C}_{10}\text{H}_9\text{N}$	4-Methylquinoline		20	5.67
$\text{C}_9\text{H}_9\text{N}_3\text{O}_2\text{S}_2$	Sulfathiazole			7.2	$\text{C}_{10}\text{H}_9\text{N}$	5-Methylquinoline		20	5.20
$\text{C}_9\text{H}_{10}\text{INO}_3$	<i>L</i> -3-Iodotyrosine	1	25	2.2	$\text{C}_{10}\text{H}_9\text{NO}$	5-Amino-1-naphthol		25	3.97
		2	25	8.7	$\text{C}_{10}\text{H}_9\text{NO}$	6-Methoxyquinoline		20	5.03
		3	25	9.1	$\text{C}_{10}\text{H}_9\text{NO}_2$	1H-Indole-3-acetic acid			4.75
$\text{C}_9\text{H}_{10}\text{N}_2$	2-Ethylbenzimidazole		25	6.18	$\text{C}_{10}\text{H}_{10}\text{O}_2$	<i>o</i> -Methylcinnamic acid		25	4.50
$\text{C}_9\text{H}_{10}\text{O}_2$	3,5-Dimethylbenzoic acid		25	4.32	$\text{C}_{10}\text{H}_{10}\text{O}_2$	<i>m</i> -Methylcinnamic acid		25	4.44
$\text{C}_9\text{H}_{10}\text{O}_2$	Benzenepropanoic acid		25	4.66	$\text{C}_{10}\text{H}_{10}\text{O}_2$	<i>p</i> -Methylcinnamic acid		25	4.56
$\text{C}_9\text{H}_{10}\text{O}_2$	α -Methylbenzeneacetic acid		25	4.64	$\text{C}_{10}\text{H}_{12}\text{N}_2$	Tryptamine		25	10.2
$\text{C}_9\text{H}_{10}\text{O}_3$	α -Hydroxy- α -methylbenzeneacetic acid		25	3.47	$\text{C}_{10}\text{H}_{12}\text{N}_2\text{O}$	5-Hydroxytryptamine	1	25	9.8
$\text{C}_9\text{H}_{11}\text{Cl}_2\text{N}_3\text{O}_4\text{S}_2$	Methylclothiazide			9.4			2	25	11.1
$\text{C}_9\text{H}_{11}\text{N}$	<i>N</i> -Allylaniline		25	4.17	$\text{C}_{10}\text{H}_{12}\text{N}_2\text{O}_5$	Dinoseb			4.62
$\text{C}_9\text{H}_{11}\text{N}$	1-Indanamine		22	9.21	$\text{C}_{10}\text{H}_{12}\text{N}_4\text{O}_3$	Dideoxyinosine			9.12
$\text{C}_9\text{H}_{11}\text{NO}_2$	4-(Dimethylamino)-benzoic acid	1		6.03	$\text{C}_{10}\text{H}_{12}\text{O}$	5,6,7,8-Tetrahydro-2-naphthalenol		25	10.48
		2		11.49	$\text{C}_{10}\text{H}_{12}\text{O}_2$	Benzenebutanoic acid		25	4.76
$\text{C}_9\text{H}_{11}\text{NO}_2$	Ethyl 4-aminobenzoate			2.5	$\text{C}_{10}\text{H}_{12}\text{O}_5$	Propyl 3,4,5-trihydroxybenzoate			8.11
$\text{C}_9\text{H}_{11}\text{NO}_2$	<i>L</i> -Phenylalanine	1	25	2.20	$\text{C}_{10}\text{H}_{13}\text{N}_5\text{O}_4$	Adenosine	1	25	3.6
		2	25	9.31			2	25	12.4
$\text{C}_9\text{H}_{11}\text{NO}_3$	<i>L</i> -Tyrosine	1	25	2.20	$\text{C}_{10}\text{H}_{14}\text{N}_2$	<i>L</i> -Nicotine	1		8.02
		2	25	9.11			2		3.12
		3	25	10.1	$\text{C}_{10}\text{H}_{14}\text{N}_5\text{O}_7\text{P}$	5'-Adenylic acid	1		3.8
$\text{C}_9\text{H}_{11}\text{NO}_4$	Levodopa	1	25	2.32			2		6.2
		2	25	8.72	$\text{C}_{10}\text{H}_{14}\text{O}$	2- <i>tert</i> -Butylphenol		25	10.62
		3	25	9.96	$\text{C}_{10}\text{H}_{14}\text{O}$	3- <i>tert</i> -Butylphenol		25	10.12
		4	25	11.79	$\text{C}_{10}\text{H}_{14}\text{O}$	4- <i>tert</i> -Butylphenol		25	10.23
$\text{C}_9\text{H}_{12}\text{N}_2\text{O}_2$	Tyrosineamide		25	7.33	$\text{C}_{10}\text{H}_{15}\text{N}$	<i>N</i> - <i>tert</i> -Butylaniline		25	7.00
$\text{C}_9\text{H}_{13}\text{N}$	<i>N</i> -Isopropylaniline		25	5.77	$\text{C}_{10}\text{H}_{15}\text{N}$	<i>N,N</i> -Diethylaniline		25	6.57
$\text{C}_9\text{H}_{13}\text{NO}_3$	Epinephrine	1	25	8.66	$\text{C}_{10}\text{H}_{15}\text{NO}$	<i>d</i> -Ephedrine		10	10.139
		2	25	9.95	$\text{C}_{10}\text{H}_{15}\text{NO}$	<i>l</i> -Ephedrine		10	9.958
$\text{C}_9\text{H}_{13}\text{N}_2\text{O}_9\text{P}$	5'-Uridylic acid	1		6.4	$\text{C}_{10}\text{H}_{17}\text{N}_3\text{O}_6\text{S}$	<i>l</i> -Glutathione	1	25	2.12
		2		9.5			2	25	3.59
$\text{C}_9\text{H}_{13}\text{N}_3\text{O}_5$	Cytidine	1		4.22			3	25	8.75
		2		12.5			4	25	9.65
$\text{C}_9\text{H}_{14}\text{ClNO}$	Phenylpropanolamine hydrochloride			9.44	$\text{C}_{10}\text{H}_{18}\text{N}_4\text{O}_5$	<i>L</i> -Argininosuccinic acid	1	25	1.62
$\text{C}_9\text{H}_{14}\text{N}_2\text{O}_3$	Metharbital			8.45			2	25	2.70
$\text{C}_9\text{H}_{14}\text{N}_3\text{O}_8\text{P}$	3'-Cytidylic acid	1		0.8			3	25	4.26
		2		4.28	$\text{C}_{10}\text{H}_{18}\text{O}_4$	Sebacic acid	1		4.59
		3		6.0			2		5.59
$\text{C}_9\text{H}_{14}\text{N}_4\text{O}_3$	Carnosine	1	20	2.73	$\text{C}_{10}\text{H}_{19}\text{N}$	Bornylamine		25	10.17
		2	20	6.87	$\text{C}_{10}\text{H}_{19}\text{N}$	Neobornylamine		25	10.01
		3	20	9.73	$\text{C}_{10}\text{H}_{21}\text{N}$	Butylcyclohexylamine		25	11.23
$\text{C}_9\text{H}_{15}\text{NO}_3\text{S}$	Captopril	1		3.7	$\text{C}_{10}\text{H}_{21}\text{N}$	1,2,2,6,6-Pentamethylpiperidine		30	11.25
		2		9.8	$\text{C}_{10}\text{H}_{23}\text{N}$	Decylamine		25	10.64
$\text{C}_9\text{H}_{15}\text{N}_5\text{O}$	Minoxidil			4.61	$\text{C}_{11}\text{H}_8\text{N}_2$	1 <i>H</i> -Perimidine		20	6.35
$\text{C}_9\text{H}_{16}\text{O}_4$	Nonanedioic acid	1	25	4.53	$\text{C}_{11}\text{H}_8\text{O}_2$	1-Naphthalenecarboxylic acid		25	3.69
		2	25	5.33					
$\text{C}_9\text{H}_{18}\text{O}_2$	Nonanoic acid		25	4.96	$\text{C}_{11}\text{H}_8\text{O}_2$	2-Naphthalenecarboxylic acid		25	4.16
$\text{C}_9\text{H}_{19}\text{N}$	<i>N</i> -Butylpiperidine		23	10.47	$\text{C}_{11}\text{H}_{11}\text{N}$	Methyl-1-naphthylamine		27	3.67
$\text{C}_9\text{H}_{19}\text{N}$	2,2,6,6-Tetramethylpiperidine		25	11.07	$\text{C}_{11}\text{H}_{12}\text{NO}_2$	Iopanoic acid			4.8
$\text{C}_9\text{H}_{21}\text{N}$	Nonylamine		25	10.64	$\text{C}_{11}\text{H}_{12}\text{N}_2\text{O}_2$	<i>L</i> -Tryptophan	1	25	2.46
$\text{C}_{10}\text{H}_7\text{NO}_2$	8-Quinolincarboxylic acid		25	1.82			2	25	9.41

Mol. form.	Name	Step	<i>t</i> /°C	p <i>K</i> _a	Mol. form.	Name	Step	<i>t</i> /°C	p <i>K</i> _a
C ₁₁ H ₁₂ N ₄ O ₃ S	Sulfamethoxypyridazine			6.7	C ₁₃ H ₁₀ O ₂	2-Phenylbenzoic acid		25	3.46
C ₁₁ H ₁₃ F ₃ N ₂ O ₃ S	Mefluidide			4.6	C ₁₃ H ₁₀ O ₃	2-Phenoxybenzoic acid		25	3.53
C ₁₁ H ₁₃ NO ₃	Hydrastinine			11.38	C ₁₃ H ₁₀ O ₃	3-Phenoxybenzoic acid		25	3.95
C ₁₁ H ₁₃ N ₃ O ₃ S	Sulfisoxazole			5	C ₁₃ H ₁₀ O ₃	4-Phenoxybenzoic acid		25	4.57
C ₁₁ H ₁₄ N ₂ O	Cytisine	1		6.11	C ₁₃ H ₁₁ N ₃	3,6-Acridinediamine		20	9.65
		2		13.08	C ₁₃ H ₁₂ Cl ₂ O ₄	Ethacrynic acid			3.50
C ₁₁ H ₁₄ O ₂	2- <i>tert</i> -Butylbenzoic acid		25	3.54	C ₁₃ H ₁₂ N ₂ O	Harmine			7.70
C ₁₁ H ₁₄ O ₂	3- <i>tert</i> -Butylbenzoic acid		25	4.20	C ₁₃ H ₁₂ N ₂ O ₃ S	Sulfabenzamide		25	4.57
C ₁₁ H ₁₄ O ₂	4- <i>tert</i> -Butylbenzoic acid		25	4.38	C ₁₃ H ₁₃ N	4-Benzylaniline		25	2.17
C ₁₁ H ₁₆ N ₂ O ₂	Pilocarpine	1	25	1.6	C ₁₃ H ₁₄ N ₂ O ₁₃	Harmaline			4.2
		2	25	6.9	C ₁₃ H ₁₅ N ₃ O ₃	Imazapyr	1		1.9
				5.2			2		3.6
C ₁₁ H ₁₆ N ₄ O ₄	Pentostatin			5.2	C ₁₃ H ₁₆ ClNO	Ketamine			7.5
C ₁₁ H ₁₇ N	<i>N,N</i> -Diethyl-2-methyl-aniline		25	7.24	C ₁₃ H ₁₉ NO ₄ S	4-[(Dipropylamino)-sulfonyl]benzoic acid			5.8
C ₁₁ H ₁₇ NO ₃	Isoproterenol			8.64	C ₁₃ H ₂₁ N	2,6-Di- <i>tert</i> -butylpyridine			3.58
C ₁₁ H ₁₇ N ₃ O ₈	Tetrodotoxin			8.76	C ₁₃ H ₂₉ N	(Tridecyl)amine		25	10.63
C ₁₁ H ₁₈ ClNO ₃	Methoxamine hydrochloride		25	9.2	C ₁₄ H ₁₂ F ₃ NO ₄ S ₂	Perfluidone			2.5
C ₁₁ H ₁₈ N ₂ O ₃	Amobarbital		25	8.0	C ₁₄ H ₁₂ O ₂	α-Phenylbenzeneacetic acid		25	3.94
C ₁₁ H ₂₅ N	Undecylamine		25	10.63	C ₁₄ H ₁₂ O ₃	α-Hydroxy-α-phenyl-benzeacetic acid		25	3.04
C ₁₁ H ₂₆ NO ₂ PS	Methylphosphonothioic acid S[2-[bis(1-isopropyl)amino]-ethyl], <i>O</i> -ethylester			7.9	C ₁₄ H ₁₈ N ₄ O ₃	Trimethoprim			6.6
C ₁₂ H ₆ Cl ₄ O ₂ S	Bithionol	1		4.82	C ₁₄ H ₁₉ NO ₂	Methylphenidate			8.9
		2		10.50	C ₁₄ H ₂₁ N ₃ O ₃ S	Tolazamide		25	3.6
C ₁₂ H ₈ N ₂	1,10-Phenanthroline		25	4.84	C ₁₄ H ₂₁ N ₂ O ₃	Atenolol			9.6
C ₁₂ H ₈ N ₂	Phenazine		20	1.20	C ₁₄ H ₃₁ N	Tetradecylamine		25	10.62
C ₁₂ H ₁₀ O	2-Hydroxybiphenyl		25	10.01	C ₁₅ H ₁₀ ClN ₃ O ₃	Clonazepam	1		1.5
C ₁₂ H ₁₀ O	3-Hydroxybiphenyl		25	9.64			2		10.5
C ₁₂ H ₁₀ O	4-Hydroxybiphenyl		25	9.55	C ₁₅ H ₁₁ I ₄ NO ₄	<i>L</i> -Thyroxine	1	25	2.2
C ₁₂ H ₁₁ N	Diphenylamine		25	0.79			2	25	6.45
C ₁₂ H ₁₁ N	2-Aminobiphenyl		25	3.83			3	25	10.1
C ₁₂ H ₁₁ N	3-Aminobiphenyl		18	4.25	C ₁₅ H ₁₄ O ₃	Fenoprofen			4.5
C ₁₂ H ₁₁ N	4-Aminobiphenyl		18	4.35	C ₁₅ H ₁₅ NO ₂	Mefenamic acid			4.2
C ₁₂ H ₁₁ N	2-Benzylpyridine		25	5.13	C ₁₅ H ₁₅ N ₃ O ₂	Methyl Red	1		2.5
C ₁₂ H ₁₁ N ₃	4-Aminoazobenzene		25	2.82			2		9.5
C ₁₂ H ₁₂ N ₂	<i>p</i> -Benzidine	1	20	4.65	C ₁₅ H ₁₇ ClN ₄	NeutralRed			6.7
		2	20	3.43	C ₁₅ H ₁₉ NO ₂	Tropacocaine		15	4.32
C ₁₂ H ₁₂ N ₂ O ₃	Phenobarbital	1		7.3	C ₁₅ H ₁₉ N ₃ O ₃	Imazethapyr	1		2.1
		2		11.8			2		3.9
C ₁₂ H ₁₃ I ₃ N ₂ O ₃	Iocetamic acid			4	C ₁₅ H ₂₁ N ₃ O ₂	Physostigmine	1		6.12
C ₁₂ H ₁₃ N	<i>N,N</i> -Dimethyl-1-naphthylamine		25	4.83			2		12.24
C ₁₂ H ₁₃ N	<i>N,N</i> -Dimethyl-2-naphthylamine		25	4.566	C ₁₅ H ₂₆ N ₂	Sparteine	1	20	2.24
							2	20	9.46
C ₁₂ H ₁₄ N ₄ O ₂ S	Sulfamethazine	1		7.4	C ₁₅ H ₃₃ N	Pentadecylamine		25	10.61
		2		2.65	C ₁₆ H ₁₃ ClN ₂ O	Valium			3.4
C ₁₂ H ₁₄ N ₄ O ₃ S	Sulfacytine			6.9	C ₁₆ H ₁₄ ClN ₃ O	Chlorodiazepoxide			4.8
C ₁₂ H ₁₇ N ₃ O ₄	Agaritine	1		3.4	C ₁₆ H ₁₆ N ₂ O ₂	Lysergic acid	1		3.44
		2		8.86			2		7.68
C ₁₂ H ₂₀ N ₂ O ₂	Aspergillilic acid			5.5	C ₁₆ H ₁₇ N ₃ O ₄ S	Cephalexin	1		5.2
C ₁₂ H ₂₁ N ₅ O ₂ S ₂	Nizatidine	1		2.1			2		7.3
		2		6.8	C ₁₆ H ₁₉ N ₃ O ₄ S	Cephadrine	1		2.63
							2		7.27
C ₁₂ H ₂₂ O ₁₁	Sucrose		25	12.7	C ₁₆ H ₂₂ N ₂	Lycodine	1		3.97
C ₁₂ H ₂₂ O ₁₁	α-Maltose		21	12.05			2		8.08
C ₁₂ H ₂₃ N	Dicyclohexylamine			10.4	C ₁₆ H ₃₅ N	Hexadecylamine		25	10.61
C ₁₂ H ₂₇ N	Dodecylamine		25	10.63	C ₁₇ H ₁₇ NO ₂	Apomorphine	1		7.0
C ₁₃ H ₉ N	Acridine		20	5.58			2		8.92
C ₁₃ H ₉ N	Phenanthridine		20	5.58	C ₁₇ H ₁₉ NO ₃	Piperine		18	12.22
C ₁₃ H ₁₀ N ₂	9-Acridinamine		20	9.99	C ₁₇ H ₁₉ NO ₃	Morphine	1	25	8.21
C ₁₃ H ₁₀ N ₂	2-Phenylbenzimidazole	1	25	5.23			2	20	9.85
		2	25	11.91	C ₁₇ H ₂₀ N ₄ O ₆	Riboflavin	1		1.7

Mol. form.	Name	Step	t/°C	pK _a	Mol. form.	Name	Step	t/°C	pK _a
		2	25	9.69	C ₂₁ H ₂₃ ClFNO ₂	Haloperidol			8.3
C ₁₇ H ₂₀ O ₆	Mycophenolic acid			4.5	C ₂₁ H ₃₁ NO ₄	Furethidine			7.48
C ₁₇ H ₂₃ NO ₃	Hyoscyamine		21	9.7	C ₂₁ H ₃₅ N ₃ O ₇	Lisinopril	1		2.5
C ₁₇ H ₂₇ NO ₄	Nadolol			9.67			2		4.0
C ₁₈ H ₁₉ ClN ₄	Clozapine	1		3.70			3		6.7
		2		7.60			4		10.1
C ₁₈ H ₂₁ NO ₃	Codeine			8.21	C ₂₂ H ₁₈ O ₄	<i>o</i> -Cresolphthalein			9.4
C ₁₈ H ₂₁ N ₃ O	Dibenzepin			8.25	C ₂₂ H ₂₂ FN ₃ O ₂	Droperidol			7.64
C ₁₈ H ₃₂ O ₂	Linoleic acid		25	4.77	C ₂₂ H ₂₃ NO ₇	Noscapine			7.8
C ₁₈ H ₃₃ ClN ₂ O ₅ S	Clindamycin			7.6	C ₂₂ H ₂₅ NO ₆	Colchicine		20	12.36
C ₁₈ H ₃₉ N	Octadecylamine		25	10.60	C ₂₂ H ₂₅ N ₃ O	Benzpiperylon	1		6.73
C ₁₉ H ₁₀ Br ₄ O ₅ S	Bromophenol Blue			4.0			2		9.13
C ₁₉ H ₁₄ O ₅ S	Phenol Red			7.9	C ₂₂ H ₃₃ NO ₂	Atisine			12.2
C ₁₉ H ₁₆ ClNO ₄	Indomethacin			4.5	C ₂₃ H ₂₆ N ₂ O ₄	Brucine	1		6.04
C ₁₉ H ₁₇ N ₃ O ₄ S ₂	Cephaloridine			3.2			2		11.07
C ₁₉ H ₂₀ N ₂ O ₂	Phenylbutazone			4.5	C ₂₄ H ₄₀ O ₄	Deoxycholic acid		20	5.15
C ₁₉ H ₂₁ N	Protriptyline			8.2	C ₂₄ H ₄₀ O ₅	Cholic acid		20	4.98
C ₁₉ H ₂₁ NO ₃	Thebaine		15	6.05	C ₂₅ H ₂₉ I ₂ NO ₃	Amiodarone		25	6.56
C ₁₉ H ₂₂ N ₂ O	Cinchonine	1		5.85	C ₂₅ H ₄₁ NO ₉	Aconine			9.52
		2		9.92	C ₂₆ H ₄₃ NO ₆	Glycocholic acid			4.4
C ₁₉ H ₂₂ N ₂ O	Cinchonidine	1		5.80	C ₂₆ H ₄₅ NO ₇ S	Taurocholic acid			1.4
		2		10.03	C ₂₇ H ₂₈ Br ₂ O ₅ S	Bromothymol Blue			7.0
C ₁₉ H ₂₂ N ₂ O ₂	Cupreine			6.57	C ₂₇ H ₃₈ N ₂ O ₄	Verapamil			8.6
C ₁₉ H ₂₂ O ₆	Gibberellic acid			4.0	C ₂₉ H ₃₂ O ₁₃	Etoposide			9.8
C ₁₉ H ₂₃ N ₃ O ₂	Ergometrinine			7.3	C ₂₉ H ₄₀ N ₂ O ₄	Emetine	1		5.77
C ₁₉ H ₂₃ N ₃ O ₂	Ergonovine			6.8			2		6.64
C ₂₀ H ₁₄ O ₄	Phenolphthalein		25	9.7	C ₃₀ H ₂₃ BrO ₄	Bromadiolone		21	4.04
C ₂₀ H ₂₁ NO ₄	Papaverine			6.4	C ₃₀ H ₄₈ O ₃	Oleanolic acid			2.52
C ₂₀ H ₂₃ N	Amitriptyline			9.4	C ₃₁ H ₃₆ N ₂ O ₁₁	Novobiocin	1		4.3
C ₂₀ H ₂₃ N ₇ O ₇	Folinic acid	1		3.1			2		9.1
		2		4.8	C ₃₂ H ₃₂ O ₁₃ S	Teniposide			10.13
		3		10.4	C ₃₃ H ₄₀ N ₂ O ₉	Reserpine			6.6
C ₂₀ H ₂₄ N ₂ O ₂	Quinine	1	25	8.52	C ₃₄ H ₄₇ NO ₁₁	Aconitine			5.88
		2	25	4.13	C ₃₆ H ₅₁ NO ₁₁	Veratridine			9.54
C ₂₀ H ₂₄ N ₂ O ₂	Quinidine	1	20	5.4	C ₃₇ H ₆₇ NO ₁₃	Erythromycin			8.8
		2	20	10.0	C ₄₃ H ₅₈ N ₄ O ₁₂	Rifampin	1		1.7
C ₂₀ H ₂₆ N ₂ O ₂	Hydroquinine			5.33			2		7.9
C ₂₁ H ₁₄ Br ₄ O ₅ S	Bromocresol Green			4.7	C ₄₅ H ₇₃ NO ₁₅	Solanine		15	6.66
C ₂₁ H ₁₆ Br ₂ O ₅ S	Bromocresol Purple			6.3	C ₄₆ H ₅₆ N ₄ O ₁₀	Vincristine			5.4
C ₂₁ H ₁₈ O ₅ S	CresolRed			8.3	C ₄₆ H ₅₈ N ₄ O ₉	Vinblastine	1		5.4
C ₂₁ H ₂₁ NO ₆	Hydrastine			7.8			2		7.4
C ₂₁ H ₂₂ N ₂ O ₂	Strychnine		25	8.26					

ACTIVITY COEFFICIENTS OF ACIDS, BASES, AND SALTS

Petr Vanýsek

This table gives mean activity coefficients at 25 °C for molalities in the range 0.1 to 1.0. See the following table for definitions, references, and data over a wider concentration range.

	0.1	0.2	0.3	0.4	0.5	0.6	0.7	0.8	0.9	1.0
AgNO ₃	0.734	0.657	0.606	0.567	0.536	0.509	0.485	0.464	0.446	0.429
AlCl ₃	0.337	0.305	0.302	0.313	0.331	0.356	0.388	0.429	0.479	0.539
Al ₂ (SO ₄) ₃	0.035	0.0225	0.0176	0.0153	0.0143	0.014	0.0142	0.0149	0.0159	0.0175
BaCl ₂	0.500	0.444	0.419	0.405	0.397	0.391	0.391	0.391	0.392	0.395
BeSO ₄	0.150	0.109	0.0885	0.0769	0.0692	0.0639	0.0600	0.0570	0.0546	0.0530
CaCl ₂	0.518	0.472	0.455	0.448	0.448	0.453	0.460	0.470	0.484	0.500
CdCl ₂	0.2280	0.1638	0.1329	0.1139	0.1006	0.0905	0.0827	0.0765	0.0713	0.0669
Cd(NO ₃) ₂	0.513	0.464	0.442	0.430	0.425	0.423	0.423	0.425	0.428	0.433
CdSO ₄	0.150	0.103	0.0822	0.0699	0.0615	0.0553	0.0505	0.0468	0.0438	0.0415
CoCl ₂	0.522	0.479	0.463	0.459	0.462	0.470	0.479	0.492	0.511	0.531
CrCl ₃	0.331	0.298	0.294	0.300	0.314	0.335	0.362	0.397	0.436	0.481
Cr(NO ₃) ₃	0.319	0.285	0.279	0.281	0.291	0.304	0.322	0.344	0.371	0.401
Cr ₂ (SO ₄) ₃	0.0458	0.0300	0.0238	0.0207	0.0190	0.0182	0.0181	0.0185	0.0194	0.0208
CsBr	0.754	0.694	0.654	0.626	0.603	0.586	0.571	0.558	0.547	0.538
CsCl	0.756	0.694	0.656	0.628	0.606	0.589	0.575	0.563	0.553	0.544
CsI	0.754	0.692	0.651	0.621	0.599	0.581	0.567	0.554	0.543	0.533
CsNO ₃	0.733	0.655	0.602	0.561	0.528	0.501	0.478	0.458	0.439	0.422
CsOH	0.795	0.761	0.744	0.739	0.739	0.742	0.748	0.754	0.762	0.771
CsOAc	0.799	0.771	0.761	0.759	0.762	0.768	0.776	0.783	0.792	0.802
Cs ₂ SO ₄	0.456	0.382	0.338	0.311	0.291	0.274	0.262	0.251	0.242	0.235
CuCl ₂	0.508	0.455	0.429	0.417	0.411	0.409	0.409	0.410	0.413	0.417
Cu(NO ₃) ₂	0.511	0.460	0.439	0.429	0.426	0.427	0.431	0.437	0.445	0.455
CuSO ₄	0.150	0.104	0.0829	0.0704	0.0620	0.0559	0.0512	0.0475	0.0446	0.0423
FeCl ₂	0.5185	0.473	0.454	0.448	0.450	0.454	0.463	0.473	0.488	0.506
HBr	0.805	0.782	0.777	0.781	0.789	0.801	0.815	0.832	0.850	0.871
HCl	0.796	0.767	0.756	0.755	0.757	0.763	0.772	0.783	0.795	0.809
HClO ₄	0.803	0.778	0.768	0.766	0.769	0.776	0.785	0.795	0.808	0.823
HI	0.818	0.807	0.811	0.823	0.839	0.860	0.883	0.908	0.935	0.963
HNO ₃	0.791	0.754	0.735	0.725	0.720	0.717	0.717	0.718	0.721	0.724
H ₂ SO ₄	0.2655	0.2090	0.1826	—	0.1557	—	0.1417	—	—	0.1316
KBr	0.772	0.722	0.693	0.673	0.657	0.646	0.636	0.629	0.622	0.617
KCl	0.770	0.718	0.688	0.666	0.649	0.637	0.626	0.618	0.610	0.604
KClO ₃	0.749	0.681	0.635	0.599	0.568	0.541	0.518	—	—	—
K ₂ CrO ₄	0.456	0.382	0.340	0.313	0.292	0.276	0.263	0.253	0.243	0.235
KF	0.775	0.727	0.700	0.682	0.670	0.661	0.654	0.650	0.646	0.645
K ₃ Fe(CN) ₆	0.268	0.212	0.184	0.167	0.155	0.146	0.140	0.135	0.131	0.128
K ₄ Fe(CN) ₆	0.139	0.0993	0.0808	0.0693	0.0614	0.0556	0.0512	0.0479	0.0454	—
KH ₂ PO ₄	0.731	0.653	0.602	0.561	0.529	0.501	0.477	0.456	0.438	0.421
KI	0.778	0.733	0.707	0.689	0.676	0.667	0.660	0.654	0.649	0.645
KNO ₃	0.739	0.663	0.614	0.576	0.545	0.519	0.496	0.476	0.459	0.443
KOAc	0.796	0.766	0.754	0.750	0.751	0.754	0.759	0.766	0.774	0.783
KOH	0.798	0.760	0.742	0.734	0.732	0.733	0.736	0.742	0.749	0.756
KSCN	0.769	0.716	0.685	0.663	0.646	0.633	0.623	0.614	0.606	0.599
K ₂ SO ₄	0.441	0.360	0.316	0.286	0.264	0.246	0.232	—	—	—
LiBr	0.796	0.766	0.756	0.752	0.753	0.758	0.767	0.777	0.789	0.803
LiCl	0.790	0.757	0.744	0.740	0.739	0.743	0.748	0.755	0.764	0.774
LiClO ₄	0.812	0.794	0.792	0.798	0.808	0.820	0.834	0.852	0.869	0.887
LiI	0.815	0.802	0.804	0.813	0.824	0.838	0.852	0.870	0.888	0.910
LiNO ₃	0.788	0.752	0.736	0.728	0.726	0.727	0.729	0.733	0.737	0.743
LiOH	0.760	0.702	0.665	0.638	0.617	0.599	0.585	0.573	0.563	0.554
LiOAc	0.784	0.742	0.721	0.709	0.700	0.691	0.689	0.688	0.688	0.689
Li ₂ SO ₄	0.468	0.398	0.361	0.337	0.319	0.307	0.297	0.289	0.282	0.277
MgCl ₂	0.529	0.489	0.477	0.475	0.481	0.491	0.506	0.522	0.544	0.570

	0.1	0.2	0.3	0.4	0.5	0.6	0.7	0.8	0.9	1.0
MgSO ₄	0.150	0.107	0.0874	0.0756	0.0675	0.0616	0.0571	0.0536	0.0508	0.0485
MnCl ₂	0.516	0.469	0.450	0.442	0.440	0.443	0.448	0.455	0.466	0.479
MnSO ₄	0.150	0.105	0.0848	0.0725	0.0640	0.0578	0.0530	0.0493	0.0463	0.0439
NH ₄ Cl	0.770	0.718	0.687	0.665	0.649	0.636	0.625	0.617	0.609	0.603
NH ₄ NO ₃	0.740	0.677	0.636	0.606	0.582	0.562	0.545	0.530	0.516	0.504
(NH ₄) ₂ SO ₄	0.439	0.356	0.311	0.280	0.257	0.240	0.226	0.214	0.205	0.196
NaBr	0.782	0.741	0.719	0.704	0.697	0.692	0.689	0.687	0.687	0.687
NaCl	0.778	0.735	0.710	0.693	0.681	0.673	0.667	0.662	0.659	0.657
NaClO ₃	0.772	0.720	0.688	0.664	0.645	0.630	0.617	0.606	0.597	0.589
NaClO ₄	0.775	0.729	0.701	0.683	0.668	0.656	0.648	0.641	0.635	0.629
Na ₂ CrO ₄	0.464	0.394	0.353	0.327	0.307	0.292	0.280	0.269	0.261	0.253
NaF	0.765	0.710	0.676	0.651	0.632	0.616	0.603	0.592	0.582	0.573
NaH ₂ PO ₄	0.744	0.675	0.629	0.593	0.563	0.539	0.517	0.499	0.483	0.468
NaI	0.787	0.751	0.735	0.727	0.723	0.723	0.724	0.727	0.731	0.736
NaNO ₃	0.762	0.703	0.666	0.638	0.617	0.599	0.583	0.570	0.558	0.548
NaOAc	0.791	0.757	0.744	0.737	0.735	0.736	0.740	0.745	0.752	0.757
NaOH	0.766	0.727	0.708	0.697	0.690	0.685	0.681	0.679	0.678	0.678
NaSCN	0.787	0.750	—	0.720	0.715	0.712	0.710	0.710	0.711	0.712
Na ₂ SO ₄	0.445	0.365	0.320	0.289	0.266	0.248	0.233	0.221	0.210	0.201
NiCl ₂	0.522	0.479	0.463	0.460	0.464	0.471	0.482	0.496	0.515	0.563
NiSO ₄	0.150	0.105	0.0841	0.0713	0.0627	0.0562	0.0515	0.0478	0.0448	0.0425
Pb(NO ₃) ₂	0.395	0.308	0.260	0.228	0.205	0.187	0.172	0.160	0.150	0.141
RbBr	0.763	0.706	0.673	0.650	0.632	0.617	0.605	0.595	0.586	0.578
RbCl	0.764	0.709	0.675	0.652	0.634	0.620	0.608	0.599	0.590	0.583
RbI	0.762	0.705	0.671	0.647	0.629	0.614	0.602	0.591	0.583	0.575
RbNO ₃	0.734	0.658	0.606	0.565	0.534	0.508	0.485	0.465	0.446	0.430
RbOAc	0.796	0.767	0.756	0.753	0.755	0.759	0.766	0.773	0.782	0.792
Rb ₂ SO ₄	0.451	0.374	0.331	0.301	0.279	0.263	0.249	0.238	0.228	0.219
SrCl ₂	0.511	0.462	0.442	0.433	0.430	0.431	0.434	0.441	0.449	0.461
TiClO ₄	0.730	0.652	0.599	0.559	0.527	—	—	—	—	—
TiNO ₃	0.702	0.606	0.545	0.500	—	—	—	—	—	—
UO ₂ Cl ₂	0.544	0.510	0.520	0.505	0.517	0.532	0.549	0.571	0.595	0.620
UO ₂ SO ₄	0.150	0.102	0.0807	0.0689	0.0611	0.0566	0.0515	0.0483	0.0458	0.0439
ZnCl ₂	0.515	0.462	0.432	0.411	0.394	0.380	0.369	0.357	0.348	0.339
Zn(NO ₃) ₂	0.531	0.489	0.474	0.469	0.473	0.480	0.489	0.501	0.518	0.535
ZnSO ₄	0.150	0.10	0.0835	0.0714	0.0630	0.0569	0.0523	0.0487	0.0458	0.0435

MEAN ACTIVITY COEFFICIENTS OF ELECTROLYTES AS A FUNCTION OF CONCENTRATION

The mean activity coefficient γ of an electrolyte $X_a Y_b$ is defined as

$$\gamma = (\gamma_+^a \gamma_-^b)^{1/(a+b)}$$

where γ_+ and γ_- are activity coefficients of the individual ions (which cannot be directly measured). This table gives the mean activity coefficients of about 100 electrolytes in aqueous solution as a function of concentration, expressed in molality terms. All

values refer to a temperature of 25 °C. Substances are arranged in alphabetical order by formula.

References

1. Hamer, W. J., and Wu, Y. C., *J. Phys. Chem. Ref. Data*, 1, 1047, 1972.
2. Staples, B. R., *J. Phys. Chem. Ref. Data*, 6, 385, 1977; 10, 767, 1981; 10, 779, 1981.
3. Goldberg, R. N. et al., *J. Phys. Chem. Ref. Data*, 7, 263, 1978; 8, 923, 1979; 8, 1005, 1979; 10, 1, 1981; 10, 671, 1981.

Mean Activity Coefficient at 25 °C

<i>m</i> /mol kg ⁻¹	AgNO ₃	BaBr ₂	BaCl ₂	BaI ₂	CaBr ₂	CaCl ₂	CaI ₂
0.001	0.964	0.881	0.887	0.890	0.890	0.888	0.890
0.002	0.950	0.850	0.849	0.853	0.853	0.851	0.853
0.005	0.924	0.785	0.782	0.792	0.791	0.787	0.791
0.010	0.896	0.727	0.721	0.737	0.735	0.727	0.736
0.020	0.859	0.661	0.653	0.678	0.674	0.664	0.677
0.050	0.794	0.573	0.559	0.600	0.594	0.577	0.600
0.100	0.732	0.517	0.492	0.551	0.540	0.517	0.552
0.200	0.656	0.463	0.436	0.520	0.502	0.469	0.524
0.500	0.536	0.435	0.391	0.536	0.500	0.444	0.554
1.000	0.430	0.470	0.393	0.664	0.604	0.495	0.729
2.000	0.316	0.654		1.242	1.125	0.784	
5.000	0.181				18.7	5.907	
10.000	0.108					43.1	
15.000	0.085						

<i>m</i> /mol kg ⁻¹	Cd(NO ₂) ₂	Cd(NO ₃) ₂	CoBr ₂	CoCl ₂	CoI ₂	Co(NO ₃) ₂	CsBr
0.001	0.881	0.888	0.890	0.889	0.887	0.888	0.965
0.002	0.837	0.851	0.854	0.852	0.849	0.850	0.951
0.005	0.759	0.787	0.794	0.789	0.783	0.786	0.925
0.010	0.681	0.728	0.740	0.732	0.724	0.728	0.898
0.020	0.589	0.664	0.681	0.670	0.661	0.663	0.864
0.050	0.451	0.576	0.605	0.586	0.582	0.576	0.806
0.100	0.344	0.515	0.556	0.528	0.540	0.516	0.752
0.200	0.247	0.465	0.523	0.483	0.527	0.469	0.691
0.500	0.148	0.428	0.538	0.465	0.596	0.446	0.605
1.000	0.098	0.437	0.685	0.532	0.845	0.492	0.540
2.000	0.069	0.517	1.421	0.864	2.287	0.722	0.485
5.000	0.054		13.9		55.3	3.338	0.454
10.000					196		

<i>m</i> /mol kg ⁻¹	CsCl	CsF	CsI	CsNO ₃	CsOH	Cs ₂ SO ₄	CuBr ₂
0.001	0.965	0.965	0.965	0.964	0.966	0.885	0.889
0.002	0.951	0.952	0.951	0.951	0.953	0.845	0.853
0.005	0.925	0.929	0.925	0.924	0.930	0.775	0.791
0.010	0.898	0.905	0.898	0.897	0.906	0.709	0.735
0.020	0.864	0.876	0.863	0.860	0.878	0.634	0.674
0.050	0.805	0.830	0.804	0.796	0.836	0.526	0.594
0.100	0.751	0.792	0.749	0.733	0.802	0.444	0.541
0.200	0.691	0.755	0.688	0.655	0.772	0.369	0.504
0.500	0.607	0.721	0.601	0.529	0.755	0.285	0.503
1.000	0.546	0.726	0.534	0.421	0.782	0.233	0.591
2.000	0.496	0.803	0.470				0.859
5.000	0.474						
10.000	0.508						

$m/\text{mol kg}^{-1}$	CuCl_2	$\text{Cu}(\text{ClO}_4)_2$	$\text{Cu}(\text{NO}_3)_2$	FeCl_2	HBr	HCl	HClO_4
0.001	0.887	0.890	0.888	0.888	0.966	0.965	0.966
0.002	0.849	0.854	0.851	0.850	0.953	0.952	0.953
0.005	0.783	0.795	0.787	0.785	0.930	0.929	0.929
0.010	0.722	0.741	0.729	0.725	0.907	0.905	0.906
0.020	0.654	0.685	0.664	0.659	0.879	0.876	0.878
0.050	0.561	0.613	0.577	0.570	0.837	0.832	0.836
0.100	0.495	0.572	0.516	0.509	0.806	0.797	0.803
0.200	0.441	0.553	0.466	0.462	0.783	0.768	0.776
0.500	0.401	0.617	0.431	0.443	0.790	0.759	0.769
1.000	0.405	0.892	0.456	0.500	0.872	0.811	0.826
2.000	0.453	2.445	0.615	0.782	1.167	1.009	1.055
5.000	0.601		2.083		3.800	2.380	3.100
10.000					33.4	10.4	30.8
15.000							323

$m/\text{mol kg}^{-1}$	HF	HI	HNO_3	H_2SO_4	KBr	KCNS	KCl
0.001	0.551	0.966	0.965	0.804	0.965	0.965	0.965
0.002	0.429	0.953	0.952	0.740	0.952	0.951	0.951
0.005	0.302	0.931	0.929	0.634	0.927	0.927	0.927
0.010	0.225	0.909	0.905	0.542	0.902	0.901	0.901
0.020	0.163	0.884	0.875	0.445	0.870	0.869	0.869
0.050	0.106	0.847	0.829	0.325	0.817	0.815	0.816
0.100	0.0766	0.823	0.792	0.251	0.771	0.768	0.768
0.200	0.0550	0.811	0.756	0.195	0.722	0.716	0.717
0.500	0.0352	0.845	0.725	0.146	0.658	0.647	0.649
1.000	0.0249	0.969	0.730	0.125	0.617	0.598	0.604
2.000	0.0175	1.363	0.788	0.119	0.593	0.556	0.573
5.000	0.0110	4.760	1.063	0.197	0.626	0.525	0.593
10.000	0.0085	49.100	1.644	0.527			
15.000	0.0077		2.212	1.077			
20.000	0.0075		2.607	1.701			

$m/\text{mol kg}^{-1}$	KClO_3	K_2CrO_4	KF	KH_2PO_4^*	$\text{K}_2\text{HPO}_4^{**}$	KI	KNO_3
0.001	0.965	0.886	0.965	0.964	0.886	0.965	0.964
0.002	0.951	0.847	0.952	0.950	0.847	0.952	0.950
0.005	0.926	0.779	0.927	0.924	0.779	0.927	0.924
0.010	0.899	0.715	0.902	0.896	0.715	0.902	0.896
0.020	0.865	0.643	0.870	0.859	0.643	0.871	0.860
0.050	0.805	0.539	0.818	0.793	0.538	0.820	0.797
0.100	0.749	0.460	0.773	0.730	0.457	0.776	0.735
0.200	0.681	0.385	0.726	0.652	0.379	0.731	0.662
0.500	0.569	0.296	0.670	0.529	0.283	0.676	0.546
1.000		0.239	0.645	0.422		0.646	0.444
2.000		0.199	0.658			0.638	0.332
5.000			0.871				
10.000			1.715				
15.000			3.120				

$m/\text{mol kg}^{-1}$	KOH	K_2SO_4	LiBr	LiCl	LiClO_4	LiI	LiNO_3
0.001	0.965	0.885	0.965	0.965	0.966	0.966	0.965
0.002	0.952	0.844	0.952	0.952	0.953	0.953	0.952
0.005	0.927	0.772	0.929	0.928	0.931	0.930	0.928
0.010	0.902	0.704	0.905	0.904	0.908	0.908	0.904
0.020	0.871	0.625	0.877	0.874	0.882	0.882	0.874
0.050	0.821	0.511	0.832	0.827	0.843	0.843	0.827
0.100	0.779	0.424	0.797	0.789	0.815	0.817	0.788
0.200	0.740	0.343	0.767	0.756	0.795	0.802	0.753
0.500	0.710	0.251	0.754	0.739	0.806	0.824	0.726
1.000	0.733		0.803	0.775	0.887	0.912	0.743
2.000	0.860		1.012	0.924	1.161	1.197	0.837
5.000	1.697		2.696	2.000			1.298

$m/\text{mol kg}^{-1}$	KOH	K_2SO_4	LiBr	LiCl	LiClO_4	LiI	LiNO_3
10.000	6.110		20.0	9.600			2.500
15.000	19.9		147	30.9			3.960
20.000	46.4		486				4.970
$m/\text{mol kg}^{-1}$	LiOH	Li_2SO_4	MgBr_2	MgCl_2	MgI_2	MnBr_2	MnCl_2
0.001	0.964	0.887	0.889	0.889	0.889	0.889	0.888
0.002	0.950	0.847	0.852	0.852	0.853	0.853	0.850
0.005	0.923	0.780	0.790	0.790	0.791	0.791	0.786
0.010	0.895	0.716	0.733	0.734	0.736	0.735	0.727
0.020	0.858	0.645	0.672	0.672	0.677	0.674	0.662
0.050	0.794	0.544	0.593	0.590	0.602	0.595	0.574
0.100	0.735	0.469	0.543	0.535	0.556	0.543	0.513
0.200	0.668	0.400	0.512	0.493	0.535	0.508	0.464
0.500	0.579	0.325	0.540	0.485	0.594	0.519	0.437
1.000	0.522	0.284	0.715	0.577	0.858	0.650	0.477
2.000	0.484	0.270	1.590	1.065	2.326	1.224	0.661
5.000	0.493		36.1	14.40	109.8	6.697	1.539
$m/\text{mol kg}^{-1}$	$\text{Mn}(\text{ClO}_4)_2$	NH_4Cl	NH_4ClO_4	$(\text{NH}_4)_2\text{HPO}_4^{**}$	NH_4NO_3	NaBr	NaBrO_3
0.001	0.892	0.965	0.964	0.882	0.964	0.965	0.965
0.002	0.858	0.952	0.950	0.839	0.951	0.952	0.951
0.005	0.801	0.927	0.924	0.763	0.925	0.928	0.926
0.010	0.752	0.901	0.895	0.688	0.897	0.903	0.900
0.020	0.700	0.869	0.859	0.600	0.862	0.873	0.867
0.050	0.637	0.816	0.794	0.469	0.801	0.824	0.811
0.100	0.604	0.769	0.734	0.367	0.744	0.783	0.759
0.200	0.596	0.718	0.663	0.273	0.678	0.742	0.698
0.500	0.686	0.649	0.560	0.171	0.582	0.697	0.605
1.000	1.030	0.603	0.479	0.114	0.502	0.687	0.528
2.000	3.072	0.569	0.399	0.074	0.419	0.730	0.449
5.000		0.563			0.303	1.083	
10.000					0.220		
15.000					0.179		
20.000					0.154		
$m/\text{mol kg}^{-1}$	Na_2CO_3	NaCl	NaClO_3	NaClO_4	Na_2CrO_4	NaF	$\text{Na}_2\text{HPO}_4^{**}$
0.001	0.887	0.965	0.965	0.965	0.887	0.965	0.887
0.002	0.847	0.952	0.952	0.952	0.849	0.951	0.848
0.005	0.780	0.928	0.927	0.928	0.783	0.926	0.780
0.010	0.716	0.903	0.902	0.903	0.722	0.901	0.717
0.020	0.644	0.872	0.870	0.872	0.653	0.868	0.644
0.050	0.541	0.822	0.818	0.821	0.554	0.813	0.539
0.100	0.462	0.779	0.771	0.777	0.479	0.764	0.456
0.200	0.385	0.734	0.719	0.729	0.406	0.710	0.373
0.500	0.292	0.681	0.646	0.668	0.318	0.633	0.266
1.000	0.229	0.657	0.590	0.630	0.261	0.573	0.191
2.000	0.182	0.668	0.537	0.608	0.231		0.133
5.000		0.874		0.648			
$m/\text{mol kg}^{-1}$	NaI	NaNO_3	NaOH	Na_2SO_3	Na_2SO_4	Na_2WO_4	NiBr_2
0.001	0.965	0.965	0.965	0.887	0.886	0.886	0.889
0.002	0.952	0.951	0.952	0.847	0.846	0.846	0.853
0.005	0.928	0.926	0.927	0.779	0.777	0.777	0.791
0.010	0.904	0.900	0.902	0.716	0.712	0.712	0.735
0.020	0.874	0.866	0.870	0.644	0.637	0.638	0.675
0.050	0.827	0.810	0.819	0.540	0.529	0.534	0.596
0.100	0.789	0.759	0.775	0.462	0.446	0.457	0.546
0.200	0.753	0.701	0.731	0.386	0.366	0.388	0.514
0.500	0.722	0.617	0.685	0.296	0.268	0.320	0.535
1.000	0.734	0.550	0.674	0.237	0.204	0.291	0.692
2.000	0.823	0.480	0.714	0.196	0.155	0.291	1.476

$m/\text{mol kg}^{-1}$	NaI	NaNO ₃	NaOH	Na ₂ SO ₃	Na ₂ SO ₄	Na ₂ WO ₄	NiBr ₂
5.000	1.402	0.388	1.076				
10.000	4.011	0.329	3.258				
15.000			9.796				
20.000			19.410				

$m/\text{mol kg}^{-1}$	NiCl ₂	Ni(ClO ₄) ₂	Ni(NO ₃) ₂	Pb(ClO ₄) ₂	Pb(NO ₃) ₂	RbBr	RbCl
0.001	0.889	0.891	0.889	0.889	0.882	0.965	0.965
0.002	0.852	0.855	0.851	0.851	0.840	0.951	0.951
0.005	0.789	0.797	0.787	0.787	0.764	0.926	0.926
0.010	0.732	0.745	0.730	0.729	0.690	0.900	0.900
0.020	0.669	0.690	0.666	0.666	0.604	0.866	0.867
0.050	0.584	0.621	0.581	0.580	0.476	0.811	0.811
0.100	0.527	0.582	0.524	0.522	0.379	0.760	0.761
0.200	0.482	0.567	0.481	0.476	0.291	0.705	0.707
0.500	0.465	0.639	0.467	0.458	0.195	0.630	0.633
1.000	0.538	0.946	0.528	0.516	0.136	0.578	0.583
2.000	0.915	2.812	0.797	0.799		0.535	0.546
5.000	4.785			4.043		0.514	0.544
10.000				33.8			

$m/\text{mol kg}^{-1}$	RbF	RbI	RbNO ₃	Rb ₂ SO ₄	SrBr ₂	SrCl ₂	SrI ₂
0.001	0.965	0.965	0.964	0.886	0.889	0.888	0.890
0.002	0.952	0.951	0.950	0.845	0.852	0.850	0.854
0.005	0.927	0.926	0.924	0.776	0.790	0.785	0.793
0.010	0.902	0.900	0.896	0.710	0.734	0.725	0.740
0.020	0.871	0.866	0.859	0.635	0.673	0.659	0.681
0.050	0.821	0.810	0.795	0.526	0.591	0.569	0.606
0.100	0.780	0.759	0.733	0.443	0.535	0.506	0.557
0.200	0.739	0.703	0.657	0.365	0.492	0.455	0.526
0.500	0.701	0.627	0.536	0.274	0.476	0.421	0.542
1.000	0.697	0.574	0.430	0.217	0.545	0.451	0.686
2.000	0.724	0.532	0.320		0.921	0.650	
5.000		0.517					

$m/\text{mol kg}^{-1}$	UO ₂ Cl ₂	UO ₂ (NO ₃) ₂	ZnBr ₂	ZnCl ₂	ZnI ₂
0.001	0.888	0.888	0.890	0.887	0.893
0.002	0.851	0.849	0.854	0.847	0.859
0.005	0.787	0.784	0.794	0.781	0.804
0.010	0.729	0.726	0.741	0.719	0.757
0.020	0.666	0.663	0.683	0.652	0.708
0.050	0.583	0.583	0.606	0.561	0.644
0.100	0.529	0.535	0.553	0.499	0.601
0.200	0.493	0.509	0.515	0.447	0.574
0.500	0.501	0.532	0.516	0.384	0.635
1.000	0.601	0.673	0.558	0.330	0.836
2.000	0.948	1.223	0.578	0.283	1.062
5.000		3.020	0.788	0.342	1.546
10.000			2.317	0.876	4.698
15.000			5.381	1.914	
20.000			7.965	2.968	

* The anion is H₂PO₄⁻.** The anion is HPO₄⁻².

ENTHALPY OF DILUTION OF ACIDS

The quantity given in this table is $-\Delta_{\text{dil}}H$, the negative of the enthalpy (heat) of dilution to infinite dilution for aqueous solutions of several common acids; i.e., the negative of the enthalpy change when a solution of molality m at a temperature of 25 °C is diluted with an infinite amount of water. The tabulated numbers thus represent the heat produced (or, if the value is negative, the heat absorbed) when the acid is diluted. The initial molality m is given in the first column. The second column gives the dilution ratio, which is the number of moles of water that must be added

to one mole of the acid to produce a solution of the molality in the first column.

Reference

Parker, V. B., *Thermal Properties of Aqueous Uni-Univalent Electrolytes*, Natl. Stand. Ref. Data Ser. - Natl. Bur. Stand. (U.S.) 2, U.S. Government Printing Office, 1965.

m	Dil. ratio	$-\Delta_{\text{dil}}H$ in kJ/mol at 25 °C							
		HF	HCl	HClO ₄	HBr	HI	HNO ₃	CH ₂ O ₂	C ₂ H ₄ O ₂
55.506	1.0		45.61		48.83		19.73	0.046	2.167
20	2.775	14.88	19.87	13.81	19.92	21.71	9.498	0.038	2.075
15	3.700	14.34	15.40	7.920	14.29	14.02	6.883	0.109	1.962
10	5.551	13.87	10.24	2.013	8.694	7.615	3.933	0.205	1.824
9	6.167	13.81	9.213	1.280	7.719	6.569	3.368	0.230	1.782
8	6.938	13.77	8.201	0.611	6.786	5.607	2.791	0.255	1.724
7	7.929	13.73	7.217	0.046	5.925	4.728	2.251	0.272	1.648
6	9.251	13.69	6.268	-0.351	5.004	3.975	1.749	0.280	1.540
5.5506	10	13.66	5.841	-0.490	4.590	3.577	1.540	0.285	1.477
5	11.10	13.62	5.318	-0.628	4.113	3.197	1.310	0.289	1.393
4.5	12.33	13.58	4.899	-0.732	3.711	2.828	1.109	0.289	1.310
4	13.88	13.53	4.402	-0.787	3.330	2.460	0.958	0.289	1.218
3.5	15.86	13.47	3.958	-0.820	2.966	2.105	0.791	0.289	1.121
3	18.50	13.45	3.506	-0.782	2.611	1.787	0.665	0.289	1.025
2.5	22.20	13.43	3.063	-0.724	2.301	1.527	0.582	0.285	0.912
2	27.75	13.40	2.623	-0.623	1.996	1.318	0.527	0.276	0.803
1.5	37.00	13.36	2.167	-0.431	1.665	1.125	0.506	0.259	0.678
1	55.51	13.30	1.695	-0.201	1.314	0.933	0.506	0.226	0.544
0.5551	100	13.22	1.234	0.050	0.983	0.736	0.502	0.184	0.423
0.5	111.0	13.20	1.172	0.075	0.941	0.711	0.498	0.176	0.406
0.2	277.5	13.09	0.761	0.247	0.649	0.536	0.439	0.146	0.331
0.1	555.1	12.80	0.556	0.272	0.498	0.439	0.372	0.134	0.289
0.0925	600	12.79	0.540	0.272	0.481	0.427	0.368	0.134	0.285
0.0793	700	12.70	0.502	0.272	0.452	0.402	0.351	0.134	0.285
0.0694	800	12.61	0.473	0.268	0.427	0.385	0.339	0.130	0.280
0.0617	900	12.50	0.448	0.264	0.406	0.368	0.326	0.126	0.276
0.05551	1000	12.42	0.427	0.259	0.385	0.351	0.318	0.121	0.272
0.05	1110	12.24	0.406	0.259	0.372	0.339	0.305	0.121	0.272
0.02775	2000	11.29	0.310	0.226	0.285	0.264	0.247	0.117	0.264
0.01850	3000	10.66	0.251	0.197	0.234	0.218	0.213	0.117	0.259
0.01388	4000	10.25	0.226	0.180	0.205	0.192	0.192	0.113	0.259
0.01110	5000	9.874	0.197	0.167	0.184	0.172	0.176	0.109	0.255
0.00555	10000	8.912	0.142	0.126	0.130	0.121	0.130	0.105	0.243
0.00278	20000	7.531	0.105	0.092	0.092	0.084	0.096	0.096	0.230
0.00111	50000	5.439	0.067	0.059	0.054	0.050	0.063	0.084	0.222
0.000555	100000	3.766	0.042	0.042	0.038	0.038	0.046	0.054	0.209
0.000111	500000	1.255	0.021	0.021	0.021	0.021	0.021	0.038	0.167
0	∞	0	0	0	0	0	0	0	0

ENTHALPY OF SOLUTION OF ELECTROLYTES

This table gives the molar enthalpy (heat) of solution at infinite dilution for some common uni-univalent electrolytes. This is the enthalpy change when 1 mol of solute in its standard state is dissolved in an infinite amount of water. Values are given in kilojoules per mole at 25 °C.

Reference

Parker, V. B., *Thermal Properties of Uni-Univalent Electrolytes*, Natl. Stand. Ref. Data Series — Natl. Bur. Stand.(U.S.), No.2, 1965.

Solute	State	$\Delta_{\text{sol}} H^\circ$ kJ/mol	Solute	State	$\Delta_{\text{sol}} H^\circ$ kJ/mol	Solute	State	$\Delta_{\text{sol}} H^\circ$ kJ/mol
HF	g	-61.50	LiBr · 2H ₂ O	c	-9.41	KClO ₃	c	41.38
HCl	g	-74.84	LiBrO ₃	c	1.42	KClO ₄	c	51.04
HClO ₄	l	-88.76	LiI	c	-63.30	KBr	c	19.87
HClO ₄ · H ₂ O	c	-32.95	LiI · H ₂ O	c	-29.66	KBrO ₃	c	41.13
HBr	g	-85.14	LiI · 2H ₂ O	c	-14.77	KI	c	20.33
HI	g	-81.67	LiI · 3H ₂ O	c	0.59	KIO ₃	c	27.74
HIO ₃	c	8.79	LiNO ₂	c	-11.00	KNO ₂	c	13.35
HNO ₃	l	-33.28	LiNO ₂ · H ₂ O	c	7.03	KNO ₃	c	34.89
HCOOH	l	-0.86	LiNO ₃	c	-2.51	KC ₂ H ₃ O ₂	c	-15.33
CH ₃ COOH	l	-1.51				KCN	c	11.72
			NaOH	c	-44.51	KCNO	c	20.25
NH ₃	g	-30.50	NaOH · H ₂ O	c	-21.41	KCNS	c	24.23
NH ₄ Cl	c	14.78	NaF	c	0.91	KMnO ₄	c	43.56
NH ₄ ClO ₄	c	33.47	NaCl	c	3.88			
NH ₄ Br	c	16.78	NaClO ₂	c	0.33	RbOH	c	-62.34
NH ₄ I	c	13.72	NaClO ₂ · 3H ₂ O	c	28.58	RbOH · H ₂ O	c	-17.99
NH ₄ IO ₃	c	31.80	NaClO ₃	c	21.72	RbOH · 2H ₂ O	c	0.88
NH ₄ NO ₂	c	19.25	NaClO ₄	c	13.88	RbF	c	-26.11
NH ₄ NO ₃	c	25.69	NaClO ₄ · H ₂ O	c	22.51	RbF · H ₂ O	c	-0.42
NH ₄ C ₂ H ₃ O ₂	c	-2.38	NaBr	c	-0.60	RbF · 1.5H ₂ O	c	1.34
NH ₄ CN	c	17.57	NaBr · 2H ₂ O	c	18.64	RbCl	c	17.28
NH ₄ CNS	c	22.59	NaBrO ₃	c	26.90	RbClO ₃	c	47.74
CH ₃ NH ₃ Cl	c	5.77	NaI	c	-7.53	RbClO ₄	c	56.74
(CH ₃) ₃ NHCl	c	1.46	NaI · 2H ₂ O	c	16.13	RbBr	c	21.88
N(CH ₃) ₄ Cl	c	4.08	NaIO ₃	c	20.29	RbBrO ₃	c	48.95
N(CH ₃) ₄ Br	c	24.27	NaNO ₂	c	13.89	RbI	c	25.10
N(CH ₃) ₄ I	c	42.07	NaNO ₃	c	20.50	RbNO ₃	c	36.48
			NaC ₂ H ₃ O ₂	c	-17.32			
AgClO ₄	c	7.36	NaC ₂ H ₃ O ₂ · 3H ₂ O	c	19.66	CsOH	c	-71.55
AgNO ₂	c	36.94	NaCN	c	1.21	CsOH · H ₂ O	c	-20.50
AgNO ₃	c	22.59	NaCN · 0.5H ₂ O	c	3.31	CsF	c	-36.86
			NaCN · 2H ₂ O	c	18.58	CsF · H ₂ O	c	-10.46
LiOH	c	-23.56	NaCNO	c	19.20	CsF · 1.5H ₂ O	c	-5.44
LiOH · H ₂ O	c	-6.69	NaCNS	c	6.83	CsCl	c	17.78
LiF	c	4.73				CsClO ₄	c	55.44
LiCl	c	-37.03	KOH	c	-57.61	CsBr	c	25.98
LiCl · H ₂ O	c	-19.08	KOH · H ₂ O	c	-14.64	CsBrO ₃	c	50.46
LiClO ₄	c	-26.55	KOH · 1.5H ₂ O	c	-10.46	CsI	c	33.35
LiClO ₄ · 3H ₂ O	c	32.61	KF	c	-17.73	CsNO ₃	c	40.00
LiBr	c	-48.83	KF · 2H ₂ O	c	6.97			
LiBr · H ₂ O	c	-23.26	KCl	c	17.22			

ENTHALPY OF HYDRATION OF GASES

The molar enthalpy of hydration $\Delta_{\text{hyd}}H^\infty$ is defined as the enthalpy change when one mole of an ideal gas is dissolved in an infinite amount of water. Another term for this quantity is enthalpy (heat) of solvation in water at infinite dilution. The enthalpy of hydration influences the distribution of a volatile compound between the aqueous solution phase and air and is thus important in fields such as environmental science, geochemistry, and chemical engineering. It is related to the enthalpy of solution of the liquid or solid phase, $\Delta_{\text{sol}}H^\infty$, by

$$\Delta_{\text{hyd}}H^\infty = \Delta_{\text{sol}}H^\infty - \Delta_{\text{vap}}H^0$$

where $\Delta_{\text{vap}}H^0$ is the molar enthalpy of vaporization. This table gives the molar enthalpy of hydration for a number of common substances.

Name	Mol. Form.	$\Delta_{\text{hyd}}H^\infty/\text{kJ mol}^{-1}$ at 298.15 K
Acenaphthene	$\text{C}_{12}\text{H}_{10}$	-52.1
Acetic acid	$\text{C}_2\text{H}_4\text{O}_2$	-52.8
Acetone	$\text{C}_3\text{H}_6\text{O}$	-39.7
Acetonitrile	$\text{C}_2\text{H}_3\text{N}$	-34.9
Acetophenone	$\text{C}_8\text{H}_8\text{O}$	-53.3
Ammonia	H_3N	-35.4
Aniline	$\text{C}_6\text{H}_7\text{N}$	-56.5
Anisole	$\text{C}_7\text{H}_8\text{O}$	-41.4
Argon	Ar	-12.2
Benzaldehyde	$\text{C}_7\text{H}_6\text{O}$	-42.1
Benzene	C_6H_6	-28.1
Benzonitrile	$\text{C}_7\text{H}_5\text{N}$	-48.5
Benzyl alcohol	$\text{C}_7\text{H}_8\text{O}$	-66.9
Biphenyl	$\text{C}_{12}\text{H}_{10}$	-47.2
Bromobenzene	$\text{C}_6\text{H}_5\text{Br}$	-33.5
Bromodichloromethane	CHBrCl_2	-28.9
Bromoethane	$\text{C}_2\text{H}_5\text{Br}$	-29.5
Bromomethane	CH_3Br	-23.8
2-Bromo-2-methylpropane	$\text{C}_4\text{H}_9\text{Br}$	-25.4
1,3-Butadiene	C_4H_6	-31.4
Butane	C_4H_{10}	-24.8
1,4-Butanediamine	$\text{C}_4\text{H}_{12}\text{N}_2$	-91.6
1,4-Butanediol	$\text{C}_4\text{H}_{10}\text{O}_2$	-89.6
Butanenitrile	$\text{C}_4\text{H}_7\text{N}$	-42.1
1,2,3,4-Butanetetrol	$\text{C}_4\text{H}_{10}\text{O}_4$	-114
1-Butanethiol	$\text{C}_4\text{H}_{10}\text{S}$	-36.3
Butanoic acid	$\text{C}_4\text{H}_8\text{O}_2$	-59.5
1-Butanol	$\text{C}_4\text{H}_{10}\text{O}$	-61.9
2-Butanol	$\text{C}_4\text{H}_{10}\text{O}$	-62.7
2-Butanone	$\text{C}_4\text{H}_8\text{O}$	-41.9
1-Butene	C_4H_8	-24.1
2-Butoxyethanol	$\text{C}_6\text{H}_{14}\text{O}_2$	-73.6
Butyl acetate	$\text{C}_6\text{H}_{12}\text{O}_2$	-52.7

References

1. Plyasunov, A. V., and Shock, E. L., *J. Chem. Eng. Data* [Hydrocarbons, alcohols, and ketones] 46, 1016, 2001.
2. Plyasunov, A. V., Plyasunova, N. V., and Shock, E. L., *J. Chem. Eng. Data* [Esters] 49, 1152, 2004.
3. Plyasunov, A. V., Plyasunova, N. V., and Shock, E. L., *J. Chem. Eng. Data* [Ethers, diethers, and polyethers] 51, 276, 2006.
4. Plyasunova, N. V., Plyasunov, A. V., and Shock, E. L., *J. Chem. Eng. Data* [Thiols, sulfides, and polysulfides] 50, 246, 2005.
5. Plyasunov, A. V., Plyasunova, N. V., and Shock, E. L., *J. Chem. Eng. Data* [Nitriles and dinitriles] 51, 1481, 2006.
6. Plyasunov, A. V., and Shock, E. L., *Geochim. Cosmochim. Acta* [Inorganics and halogen compounds; temperature dependence] 67, 4981, 2003.
7. Kühne, R., Ebert, R-U, and Schüürmann, G., *Environ. Sci. Technol.* [Compilation; temperature dependence] 39, 6705, 2005.
8. Mintz, C., Clark, M., Acree, W. E., and Abraham, M. H., *J. Chem. Inf. Model.* [Compilation and modelling] 47, 115, 2007.

Name	Mol. Form.	$\Delta_{\text{hyd}}H^\infty/\text{kJ mol}^{-1}$ at 298.15 K
sec-Butyl acetate	$\text{C}_6\text{H}_{12}\text{O}_2$	-51.9
tert-Butyl acetate	$\text{C}_6\text{H}_{12}\text{O}_2$	-46.2
Butylamine	$\text{C}_4\text{H}_{11}\text{N}$	-59.2
sec-Butylamine	$\text{C}_4\text{H}_{11}\text{N}$	-57.1
tert-Butylamine	$\text{C}_4\text{H}_{11}\text{N}$	-59.0
Butylbenzene	$\text{C}_{10}\text{H}_{14}$	-38.5
Butyl butanoate	$\text{C}_8\text{H}_{16}\text{O}_2$	-63.5
Butyl ethyl ether	$\text{C}_6\text{H}_{14}\text{O}$	-48.4
tert-Butyl ethyl ether	$\text{C}_6\text{H}_{14}\text{O}$	-53.4
4-tert-Butylphenol	$\text{C}_{10}\text{H}_{14}\text{O}$	-63.8
Butyl propanoate	$\text{C}_7\text{H}_{14}\text{O}_2$	-57.8
1-Butyne	C_4H_6	-13.5
Carbon dioxide	CO_2	-17.9
Carbon monoxide	CO	-11.1
Chlorine	Cl_2	-23.4
Chlorine dioxide	ClO_2	-27.8
Chlorobenzene	$\text{C}_6\text{H}_5\text{Cl}$	-30.6
2-Chloro-1,1'-biphenyl	$\text{C}_{12}\text{H}_9\text{Cl}$	-42.8
1-Chlorobutane	$\text{C}_4\text{H}_9\text{Cl}$	-28.2
2-Chlorobutane	$\text{C}_4\text{H}_9\text{Cl}$	-34.6
Chlorodibromomethane	CHBr_2Cl	-33.3
Chlorodifluoromethane	CHClF_2	-22.8
Chloroethane	$\text{C}_2\text{H}_5\text{Cl}$	-22.0
Chlorofluoromethane	CH_2ClF	-21.7
1-Chlorohexane	$\text{C}_6\text{H}_{13}\text{Cl}$	-34.5
Chloromethane	CH_3Cl	-20.2
1-Chloropentane	$\text{C}_5\text{H}_{11}\text{Cl}$	-34.1
3-Chlorophenol	$\text{C}_6\text{H}_5\text{ClO}$	-50.3
1-Chloropropane	$\text{C}_3\text{H}_7\text{Cl}$	-27.0
2-Chloropyridine	$\text{C}_5\text{H}_4\text{ClN}$	-42.6
3-Chloropyridine	$\text{C}_5\text{H}_4\text{ClN}$	-46.2
2-Chlorotoluene	$\text{C}_7\text{H}_7\text{Cl}$	-38.3
3-Chlorotoluene	$\text{C}_7\text{H}_7\text{Cl}$	-37.0

Name	Mol. Form.	$\Delta_{\text{hyd}}H^\circ/\text{kJ mol}^{-1}$ at 298.15 K
4-Chlorotoluene	$\text{C}_7\text{H}_7\text{Cl}$	-33.3
<i>o</i> -Cresol	$\text{C}_7\text{H}_8\text{O}$	-64.8
<i>m</i> -Cresol	$\text{C}_7\text{H}_8\text{O}$	-58.7
<i>p</i> -Cresol	$\text{C}_7\text{H}_8\text{O}$	-61.3
Cycloheptanol	$\text{C}_7\text{H}_{14}\text{O}$	-74.6
Cyclohexane	C_6H_{12}	-30.0
<i>cis</i> -1,2-Cyclohexanediol	$\text{C}_6\text{H}_{12}\text{O}_2$	-82.4
Cyclohexanol	$\text{C}_6\text{H}_{12}\text{O}$	-70.7
Cyclohexanone	$\text{C}_6\text{H}_{10}\text{O}$	-49.8
Cyclohexene	C_6H_{10}	-27.3
Cyclooctane	C_8H_{16}	-39.0
<i>cis</i> -Cyclooctene	C_8H_{14}	-45.5
Cyclopentane	C_5H_{10}	-30.3
Cyclopentanol	$\text{C}_5\text{H}_{10}\text{O}$	-58.5
Cyclopentanone	$\text{C}_5\text{H}_8\text{O}$	-44.3
Cyclopropane	C_3H_6	-15.4
Dibromomethane	CH_2Br_2	-33.0
Dibutylamine	$\text{C}_8\text{H}_{19}\text{N}$	-59.3
Dibutyl ether	$\text{C}_8\text{H}_{18}\text{O}$	-55.8
<i>o</i> -Dichlorobenzene	$\text{C}_6\text{H}_4\text{Cl}_2$	-37.3
<i>m</i> -Dichlorobenzene	$\text{C}_6\text{H}_4\text{Cl}_2$	-35.3
<i>p</i> -Dichlorobenzene	$\text{C}_6\text{H}_4\text{Cl}_2$	-28.4
2,3-Dichloro-1,1'-biphenyl	$\text{C}_{12}\text{H}_8\text{Cl}_2$	-45.6
2,4-Dichloro-1,1'-biphenyl	$\text{C}_{12}\text{H}_8\text{Cl}_2$	-43.0
2,4'-Dichloro-1,1'-biphenyl	$\text{C}_{12}\text{H}_8\text{Cl}_2$	-44.2
2,5-Dichlorobiphenyl	$\text{C}_{12}\text{H}_8\text{Cl}_2$	-45.6
Dichlorodifluoromethane	CCl_2F_2	-26.0
2,2-Dichloro-1,1-difluoro-1-methoxyethane	$\text{C}_3\text{H}_4\text{Cl}_2\text{F}_2\text{O}$	-30.4
1,1-Dichloroethane	$\text{C}_2\text{H}_4\text{Cl}_2$	-30.3
1,2-Dichloroethane	$\text{C}_2\text{H}_4\text{Cl}_2$	-27.9
1,1-Dichloroethene	$\text{C}_2\text{H}_2\text{Cl}_2$	-28.5
<i>cis</i> -1,2-Dichloroethene	$\text{C}_2\text{H}_2\text{Cl}_2$	-26.9
<i>trans</i> -1,2-Dichloroethene	$\text{C}_2\text{H}_2\text{Cl}_2$	-29.3
Dichloromethane	CH_2Cl_2	-30.3
1,2-Dichloropropane	$\text{C}_3\text{H}_6\text{Cl}_2$	-31.1
1,3-Dichloropropane	$\text{C}_3\text{H}_6\text{Cl}_2$	-29.7
1,2-Dichloro-1,1,2,2-tetrafluoroethane	$\text{C}_2\text{Cl}_2\text{F}_4$	-20.2
1,2-Diethoxyethane	$\text{C}_6\text{H}_{14}\text{O}_2$	-71.9
Diethylamine	$\text{C}_4\text{H}_{11}\text{N}$	-64.3
<i>N,N</i> -Diethylaniline	$\text{C}_{10}\text{H}_{15}\text{N}$	-45.7
<i>p</i> -Diethylbenzene	$\text{C}_{10}\text{H}_{14}$	-46.4
Diethylene glycol dimethyl ether	$\text{C}_6\text{H}_{14}\text{O}_3$	-96.2
Diethyl ether	$\text{C}_4\text{H}_{10}\text{O}$	-46.4
Diethyl sulfide	$\text{C}_4\text{H}_{10}\text{S}$	-40.2
1,1-Difluoroethane	$\text{C}_2\text{H}_4\text{F}_2$	-20.7
Difluoromethane	CH_2F_2	-17.2
Diiodomethane	CH_2I_2	-41.6
Diisopropyl ether	$\text{C}_6\text{H}_{14}\text{O}$	-51.7
1,2-Dimethoxyethane	$\text{C}_4\text{H}_{10}\text{O}_2$	-59.3

Name	Mol. Form.	$\Delta_{\text{hyd}}H^\circ/\text{kJ mol}^{-1}$ at 298.15 K
Dimethylamine	$\text{C}_2\text{H}_7\text{N}$	-53.1
2,4-Dimethylaniline	$\text{C}_8\text{H}_{11}\text{N}$	-58.7
2,5-Dimethylaniline	$\text{C}_8\text{H}_{11}\text{N}$	-61.5
2,6-Dimethylaniline	$\text{C}_8\text{H}_{11}\text{N}$	-60.5
<i>N,N</i> -Dimethylaniline	$\text{C}_8\text{H}_{11}\text{N}$	-49.6
2,3-Dimethylbutane	C_6H_{14}	-32.4
3,3-Dimethyl-2-butanone	$\text{C}_6\text{H}_{12}\text{O}$	-47.5
<i>cis</i> -1,2-Dimethylcyclohexane	C_8H_{16}	-38.3
<i>trans</i> -1,2-Dimethylcyclohexane	C_8H_{16}	-36.1
Dimethyl ether	$\text{C}_2\text{H}_6\text{O}$	-34.0
<i>N,N</i> -Dimethylformamide	$\text{C}_3\text{H}_7\text{NO}$	-62.9
2,4-Dimethyl-3-pentanone	$\text{C}_7\text{H}_{14}\text{O}$	-54.0
2,3-Dimethylpyridine	$\text{C}_7\text{H}_9\text{N}$	-57.7
2,4-Dimethylpyridine	$\text{C}_7\text{H}_9\text{N}$	-60.7
2,5-Dimethylpyridine	$\text{C}_7\text{H}_9\text{N}$	-54.9
2,6-Dimethylpyridine	$\text{C}_7\text{H}_9\text{N}$	-52.3
3,4-Dimethylpyridine	$\text{C}_7\text{H}_9\text{N}$	-50.5
3,5-Dimethylpyridine	$\text{C}_7\text{H}_9\text{N}$	-51.3
Dimethyl sulfide	$\text{C}_2\text{H}_6\text{S}$	-31.5
Dimethyl sulfoxide	$\text{C}_2\text{H}_6\text{OS}$	-71.9
2,5-Dimethyltetrahydrofuran	$\text{C}_6\text{H}_{12}\text{O}$	-56.3
1,4-Dioxane	$\text{C}_4\text{H}_8\text{O}_2$	-48.4
1,2-Dipropoxyethane	$\text{C}_8\text{H}_{18}\text{O}_2$	-76.8
Dipropylamine	$\text{C}_6\text{H}_{15}\text{N}$	-65.2
Dipropyl ether	$\text{C}_6\text{H}_{14}\text{O}$	-49.9
Dipropyl sulfide	$\text{C}_6\text{H}_{14}\text{S}$	-47.7
1-Dodecanol	$\text{C}_{12}\text{H}_{26}\text{O}$	-81.9
Ethane	C_2H_6	-17.9
1,2-Ethanediamine	$\text{C}_2\text{H}_8\text{N}_2$	-76.1
1,2-Ethenediol	$\text{C}_2\text{H}_2\text{O}_2$	-77.3
Ethanethiol	$\text{C}_2\text{H}_6\text{S}$	-28.9
Ethanol	$\text{C}_2\text{H}_6\text{O}$	-50.6
2-Ethoxyethanol	$\text{C}_4\text{H}_{10}\text{O}_2$	-66.4
1-Ethoxy-2-methoxyethane	$\text{C}_5\text{H}_{12}\text{O}_2$	-66.1
Ethyl acetate	$\text{C}_4\text{H}_8\text{O}_2$	-45.3
Ethylamine	$\text{C}_2\text{H}_7\text{N}$	-53.7
2-Ethylaniline	$\text{C}_8\text{H}_{11}\text{N}$	-59.7
4-Ethylaniline	$\text{C}_8\text{H}_{11}\text{N}$	-65.0
Ethylbenzene	C_8H_{10}	-39.4
Ethyl butanoate	$\text{C}_6\text{H}_{12}\text{O}_2$	-52.7
Ethylcyclohexane	C_8H_{16}	-36.8
Ethyl 2,2-dimethylpropanoate	$\text{C}_7\text{H}_{14}\text{O}_2$	-50.3
Ethylene	C_2H_4	-13.7
Ethyl formate	$\text{C}_3\text{H}_6\text{O}_2$	-38.1
Ethyl hexanoate	$\text{C}_8\text{H}_{16}\text{O}_2$	-60.2
Ethyl 3-methylbutanoate	$\text{C}_7\text{H}_{14}\text{O}_2$	-56.0
Ethyl 2-methylbutanoate	$\text{C}_7\text{H}_{14}\text{O}_2$	-55.4
Ethyl 2-methylpropanoate	$\text{C}_6\text{H}_{12}\text{O}_2$	-51.3
Ethyl pentanoate	$\text{C}_7\text{H}_{14}\text{O}_2$	-56.5
Ethyl propanoate	$\text{C}_5\text{H}_{10}\text{O}_2$	-49.5
2-Ethylpyridine	$\text{C}_7\text{H}_9\text{N}$	-55.7

Name	Mol. Form.	$\Delta_{\text{hyd}}H^\circ/\text{kJ mol}^{-1}$ at 298.15 K
3-Ethylpyridine	$\text{C}_7\text{H}_9\text{N}$	-53.5
4-Ethylpyridine	$\text{C}_7\text{H}_9\text{N}$	-52.2
9H-Fluorene	$\text{C}_{13}\text{H}_{10}$	-42.7
Fluorobenzene	$\text{C}_6\text{H}_5\text{F}$	-29.3
Fluoromethane	CH_3F	-16.1
Glycerol	$\text{C}_3\text{H}_8\text{O}_3$	-103.5
Helium	He	-0.67
1,1,1,2,3,3,3-Heptafluoropropane	C_3HF_7	-24.8
Heptanal	$\text{C}_7\text{H}_{14}\text{O}$	-56.6
Heptane	C_7H_{16}	-34.0
1-Heptanol	$\text{C}_7\text{H}_{16}\text{O}$	-72.1
2-Heptanol	$\text{C}_7\text{H}_{16}\text{O}$	-72.6
4-Heptanol	$\text{C}_7\text{H}_{16}\text{O}$	-75.3
2-Heptanone	$\text{C}_7\text{H}_{14}\text{O}$	-54.9
4-Heptanone	$\text{C}_7\text{H}_{14}\text{O}$	-58.1
1,1,1,3,3,3-Hexafluoro-2-propanol	$\text{C}_3\text{H}_2\text{F}_6\text{O}$	-57.1
Hexanal	$\text{C}_6\text{H}_{12}\text{O}$	-55.2
Hexane	C_6H_{14}	-31.9
Hexanedinitrile	$\text{C}_6\text{H}_8\text{N}_2$	-66.6
1-Hexanol	$\text{C}_6\text{H}_{14}\text{O}$	-67.4
3-Hexanol	$\text{C}_6\text{H}_{14}\text{O}$	-69.6
2-Hexanone	$\text{C}_6\text{H}_{12}\text{O}$	-48.9
3-Hexanone	$\text{C}_6\text{H}_{12}\text{O}$	-46.0
1-Hexene	C_6H_{12}	-30.4
Hexyl acetate	$\text{C}_8\text{H}_{16}\text{O}_2$	-60.8
Hexylamine	$\text{C}_6\text{H}_{15}\text{N}$	-65.9
Hexylbenzene	$\text{C}_{12}\text{H}_{18}$	-52.7
Hydrogen	H_2	-0.402
Hydrogen selenide	H_2Se	-15.7
Hydrogen sulfide	H_2S	-18.0
3-Hydroxybenzaldehyde	$\text{C}_7\text{H}_6\text{O}_2$	-70.7
3-Hydroxybenzonitrile	$\text{C}_7\text{H}_5\text{NO}$	-70.7
4-Hydroxybenzonitrile	$\text{C}_7\text{H}_5\text{NO}$	-70.3
Iodoethane	$\text{C}_2\text{H}_5\text{I}$	-31.7
Iodomethane	CH_3I	-28.2
1-Iodopropane	$\text{C}_3\text{H}_7\text{I}$	-35.3
2-Iodopropane	$\text{C}_3\text{H}_7\text{I}$	-36.6
Isobutanal	$\text{C}_4\text{H}_8\text{O}$	-40.0
Isobutane	C_4H_{10}	-21.7
Isobutene	C_4H_8	-22.7
Isobutyl acetate	$\text{C}_6\text{H}_{12}\text{O}_2$	-51.8
Isobutyl formate	$\text{C}_5\text{H}_{10}\text{O}_2$	-43.0
Isobutyl isobutanoate	$\text{C}_8\text{H}_{16}\text{O}_2$	-55.3
Isobutyl propanoate	$\text{C}_7\text{H}_{14}\text{O}_2$	-54.7
Isoflurane	$\text{C}_3\text{H}_2\text{ClF}_5\text{O}$	-35.3
Isopentyl acetate	$\text{C}_7\text{H}_{14}\text{O}_2$	-53.8
Isopentyl formate	$\text{C}_6\text{H}_{12}\text{O}_2$	-47.7
Isophorone	$\text{C}_9\text{H}_{14}\text{O}$	-59.1
Isopropyl acetate	$\text{C}_5\text{H}_{10}\text{O}_2$	-46.8
Isopropylamine	$\text{C}_3\text{H}_9\text{N}$	-55.0
Isopropylbenzene	C_9H_{12}	-33.7

Name	Mol. Form.	$\Delta_{\text{hyd}}H^\circ/\text{kJ mol}^{-1}$ at 298.15 K
Isopropyl formate	$\text{C}_4\text{H}_8\text{O}_2$	-43.0
1-Isopropyl-4-methylbenzene	$\text{C}_{10}\text{H}_{14}$	-34.6
Krypton	Kr	-15.6
Methane	CH_4	-12.0
Methanethiol	CH_3S	-24.4
Methanol	CH_3O	-52.0
2-Methoxyethanol	$\text{C}_3\text{H}_8\text{O}_2$	-60.4
2-Methoxy-2-methylbutane	$\text{C}_6\text{H}_{14}\text{O}$	-52.5
2-Methoxyphenol	$\text{C}_7\text{H}_8\text{O}_2$	-62.6
Methyl acetate	$\text{C}_3\text{H}_6\text{O}_2$	-40.1
Methylamine	CH_5N	-45.3
Methyl benzoate	$\text{C}_8\text{H}_8\text{O}_2$	-50.3
Methyl butanoate	$\text{C}_5\text{H}_{10}\text{O}_2$	-47.5
3-Methyl-1-butanol	$\text{C}_5\text{H}_{12}\text{O}$	-66.0
2-Methyl-2-butanol	$\text{C}_5\text{H}_{12}\text{O}$	-68.4
3-Methyl-2-butanone	$\text{C}_5\text{H}_{10}\text{O}$	-57.6
2-Methyl-2-butene	C_5H_{10}	-26.6
Methyl <i>tert</i> -butyl ether	$\text{C}_5\text{H}_{12}\text{O}$	-48.7
Methyl 2,2-dimethylpropanoate	$\text{C}_6\text{H}_{12}\text{O}_2$	-46.2
Methyl formate	$\text{C}_2\text{H}_4\text{O}_2$	-32.0
Methyl hexanoate	$\text{C}_7\text{H}_{14}\text{O}_2$	-54.7
Methyl isobutanoate	$\text{C}_5\text{H}_{10}\text{O}_2$	-46.0
4-Methylmorpholine	$\text{C}_5\text{H}_{11}\text{NO}$	-68.7
1-Methylnaphthalene	$\text{C}_{11}\text{H}_{10}$	-45.0
2-Methylnaphthalene	$\text{C}_{11}\text{H}_{10}$	-44.9
2-Methylpentane	C_6H_{14}	-30.5
3-Methylpentane	C_6H_{14}	-36.8
Methyl pentanoate	$\text{C}_6\text{H}_{12}\text{O}_2$	-50.4
4-Methyl-2-pentanol	$\text{C}_6\text{H}_{14}\text{O}$	-69.9
4-Methyl-2-pentanone	$\text{C}_6\text{H}_{12}\text{O}$	-44.6
1-Methylpiperidine	$\text{C}_6\text{H}_{13}\text{N}$	-65.8
2-Methylpropanenitrile	$\text{C}_4\text{H}_7\text{N}$	-40.0
Methyl propanoate	$\text{C}_4\text{H}_8\text{O}_2$	-44.5
2-Methyl-1-propanol	$\text{C}_4\text{H}_{10}\text{O}$	-60.2
2-Methyl-2-propanol	$\text{C}_4\text{H}_{10}\text{O}$	-62.9
Methyl propyl ether	$\text{C}_4\text{H}_{10}\text{O}$	-38.0
2-Methylpyridine	$\text{C}_6\text{H}_7\text{N}$	-50.3
3-Methylpyridine	$\text{C}_6\text{H}_7\text{N}$	-50.3
4-Methylpyridine	$\text{C}_6\text{H}_7\text{N}$	-51.8
<i>N</i> -Methylpyrrolidine	$\text{C}_5\text{H}_{11}\text{N}$	-63.4
2-Methyltetrahydrofuran	$\text{C}_5\text{H}_{10}\text{O}$	-51.4
Morpholine	$\text{C}_4\text{H}_9\text{NO}$	-69.5
Naphthalene	C_{10}H_8	-42.8
Neon	Ne	-3.90
Neopentane	C_5H_{12}	-23.4
Nitric oxide	NO	-11.9
Nitrobenzene	$\text{C}_6\text{H}_5\text{NO}_2$	-43.8
Nitroethane	$\text{C}_2\text{H}_5\text{NO}_2$	-32.5
Nitrogen	N_2	-1.04
Nitromethane	CH_3NO_2	-35.7
2-Nitrophenol	$\text{C}_6\text{H}_5\text{NO}_3$	-49.8

Name	Mol. Form.	$\Delta_{\text{hyd}}H^\circ/\text{kJ mol}^{-1}$ at 298.15 K
3-Nitrophenol	$\text{C}_6\text{H}_5\text{NO}_3$	-67.7
4-Nitrophenol	$\text{C}_6\text{H}_5\text{NO}_3$	-68.6
1-Nitropropane	$\text{C}_3\text{H}_7\text{NO}_2$	-34.4
2-Nitropropane	$\text{C}_3\text{H}_7\text{NO}_2$	-34.1
2-Nitrotoluene	$\text{C}_7\text{H}_7\text{NO}_2$	-46.4
3-Nitrotoluene	$\text{C}_7\text{H}_7\text{NO}_2$	-38.5
Nitrous oxide	N_2O	-19.8
5-Nonanone	$\text{C}_9\text{H}_{18}\text{O}$	-62.8
2-Nonanone	$\text{C}_9\text{H}_{18}\text{O}$	-65.3
Octanal	$\text{C}_8\text{H}_{16}\text{O}$	-48.8
Octane	C_8H_{18}	-36.0
1-Octanol	$\text{C}_8\text{H}_{18}\text{O}$	-74.1
2-Octanone	$\text{C}_8\text{H}_{16}\text{O}$	-58.3
1-Octene	C_8H_{16}	-39.2
Octylamine	$\text{C}_8\text{H}_{19}\text{N}$	-52.3
Oxygen	O_2	-1.20
Pentachlorobenzene	C_6HCl_5	-39.9
Pentafluoroethane	C_2HF_5	-21.5
2,2,3,3,3-Pentafluoro-1-propanol	$\text{C}_3\text{H}_3\text{F}_5\text{O}$	-51.9
Pentanal	$\text{C}_5\text{H}_{10}\text{O}$	-42.9
Pentane	C_5H_{12}	-28.3
1,5-Pentanediamine	$\text{C}_5\text{H}_{14}\text{N}_2$	-95.1
Pentanedinitrile	$\text{C}_5\text{H}_6\text{N}_2$	-63.5
Pentanenitrile	$\text{C}_5\text{H}_9\text{N}$	-45.6
1-Pentanol	$\text{C}_5\text{H}_{12}\text{O}$	-61.9
2-Pentanol	$\text{C}_5\text{H}_{12}\text{O}$	-63.3
3-Pentanol	$\text{C}_5\text{H}_{12}\text{O}$	-59.6
2-Pentanone	$\text{C}_5\text{H}_{10}\text{O}$	-45.3
3-Pentanone	$\text{C}_5\text{H}_{10}\text{O}$	-49.6
Pentyl acetate	$\text{C}_7\text{H}_{14}\text{O}_2$	-55.3
Pentylamine	$\text{C}_5\text{H}_{13}\text{N}$	-62.1
Pentylbenzene	$\text{C}_{11}\text{H}_{16}$	-49.5
Pentyl formate	$\text{C}_6\text{H}_{12}\text{O}_2$	-48.1
Perfluoropropene	C_3F_6	-17.4
Phenol	$\text{C}_6\text{H}_6\text{O}$	-57.7
1-Phenyl-1-propanone	$\text{C}_9\text{H}_{10}\text{O}$	-61.9
Piperidine	$\text{C}_5\text{H}_{11}\text{N}$	-65.4
Propanal	$\text{C}_3\text{H}_6\text{O}$	-39.4
Propanamide	$\text{C}_3\text{H}_7\text{NO}$	-73.4
Propane	C_3H_8	-20.4
1,3-Propanediamine	$\text{C}_3\text{H}_{10}\text{N}_2$	-85.6
1,3-Propanediol	$\text{C}_3\text{H}_8\text{O}_2$	-81.1
Propanenitrile	$\text{C}_3\text{H}_5\text{N}$	-39.5
1-Propanethiol	$\text{C}_3\text{H}_8\text{S}$	-30.2
Propanoic acid	$\text{C}_3\text{H}_6\text{O}_2$	-56.5
1-Propanol	$\text{C}_3\text{H}_8\text{O}$	-59.9
2-Propanol	$\text{C}_3\text{H}_8\text{O}$	-58.2
Propene	C_3H_6	-21.6
2-Propoxyethanol	$\text{C}_5\text{H}_{12}\text{O}_2$	-69.6
Propyl acetate	$\text{C}_5\text{H}_{10}\text{O}_2$	-48.7
Propylamine	$\text{C}_3\text{H}_9\text{N}$	-56.0

Name	Mol. Form.	$\Delta_{\text{hyd}}H^\circ/\text{kJ mol}^{-1}$ at 298.15 K
Propylbenzene	C_9H_{12}	-36.4
Propyl butanoate	$\text{C}_7\text{H}_{14}\text{O}_2$	-54.9
Propyl formate	$\text{C}_4\text{H}_8\text{O}_2$	-40.5
Propyl propanoate	$\text{C}_6\text{H}_{12}\text{O}_2$	-51.2
Propyne	C_3H_4	-15.6
Pyridine	$\text{C}_5\text{H}_5\text{N}$	-42.1
Quinoline	$\text{C}_9\text{H}_7\text{N}$	-58.2
Radon	Rn	-24.0
Styrene	C_8H_8	-28.4
Succinonitrile	$\text{C}_4\text{H}_4\text{N}_2$	-58.2
Sulfur hexafluoride	F_6S	-20.7
1,2,3,4-Tetrachlorobenzene	$\text{C}_6\text{H}_2\text{Cl}_4$	-35.0
1,1,2,2-Tetrachloroethane	$\text{C}_2\text{H}_2\text{Cl}_4$	-34.8
1,1,1,2-Tetrachloroethane	$\text{C}_2\text{H}_2\text{Cl}_4$	-36.2
Tetrachloroethene	C_2Cl_4	-41.5
Tetrachloromethane	CCl_4	-30.5
Tetraethylene glycol dimethyl ether	$\text{C}_{10}\text{H}_{22}\text{O}_5$	-126
1,1,1,2-Tetrafluoroethane	$\text{C}_2\text{H}_2\text{F}_4$	-22.2
Tetrafluoroethene	C_2F_4	-15.1
Tetrafluoromethane	CF_4	-13.5
2,2,3,3-Tetrafluoro-1-propanol	$\text{C}_3\text{H}_4\text{F}_4\text{O}$	-57.9
Tetrahydrofuran	$\text{C}_4\text{H}_8\text{O}$	-47.3
Tetrahydropyran	$\text{C}_5\text{H}_{10}\text{O}$	-48.9
Thiophene	$\text{C}_4\text{H}_4\text{S}$	-29.9
Toluene	C_7H_8	-32.4
Tribromomethane	CHBr_3	-35.8
1,2,3-Trichlorobenzene	$\text{C}_6\text{H}_3\text{Cl}_3$	-32.6
1,3,5-Trichlorobenzene	$\text{C}_6\text{H}_3\text{Cl}_3$	-34.2
1,1,1-Trichloroethane	$\text{C}_2\text{H}_3\text{Cl}_3$	-28.7
1,1,2-Trichloroethane	$\text{C}_2\text{H}_3\text{Cl}_3$	-32.5
Trichloroethene	C_2HCl_3	-32.2
Trichlorofluoromethane	CCl_3F	-19.8
Trichloromethane	CHCl_3	-33.5
1,1,2-Trichloro-1,2,2-trifluoroethane	$\text{C}_2\text{Cl}_3\text{F}_3$	-28.8
Triethylamine	$\text{C}_6\text{H}_{15}\text{N}$	-69.7
Triethylene glycol dimethyl ether	$\text{C}_8\text{H}_{18}\text{O}_4$	-102.4
2,2,2-Trifluoroethanol	$\text{C}_2\text{H}_3\text{F}_3\text{O}$	-50.2
Trifluoromethane	CHF_3	-22.6
1,1,1-Trifluoro-2-propanol	$\text{C}_3\text{H}_5\text{F}_3\text{O}$	-53.5
Trimethylamine	$\text{C}_3\text{H}_9\text{N}$	-52.7
1,2,3-Trimethylbenzene	C_9H_{12}	-37.4
1,2,4-Trimethylbenzene	C_9H_{12}	-36.6
1,3,5-Trimethylbenzene	C_9H_{12}	-39.1
2,2,4-Trimethylpentane	C_8H_{18}	-31.0
2,3,4-Trimethylpentane	C_8H_{18}	-38.5
Xenon	Xe	-19.4
<i>o</i> -Xylene	C_8H_{10}	-37.7
<i>m</i> -Xylene	C_8H_{10}	-38.6
<i>p</i> -Xylene	C_8H_{10}	-34.8

pH SCALE FOR AQUEOUS SOLUTIONS

A.K. Covington

A Working Party of IUPAC, after extensive considerations over five years, has produced a report (1) which sets pH firmly within the International System of Units (SI). A summary of these important developments is given below.

The concept of pH is unique amongst the commonly encountered physicochemical quantities in that, in terms of its definition,

$$\text{pH} = -\lg a_{\text{H}} \quad (1)$$

it involves a single ion quantity, the activity of the hydrogen ion, which is immeasurable by any thermodynamically valid method and requires a convention for its evaluation.

pH was originally defined by Sørensen (2) in terms of the concentration of hydrogen ions (in modern nomenclature) as $\text{pH} = -\lg (c_{\text{H}}/c^\circ)$ where c_{H} is the hydrogen ion concentration in mol dm^{-3} , and $c^\circ = 1 \text{ mol dm}^{-3}$ is the standard amount concentration. Subsequently (3), it was accepted as more satisfactory to define pH in terms of the relative activity of hydrogen ions in solution

$$\text{pH} = -\lg a_{\text{H}} = -\lg (m_{\text{H}}\gamma_{\text{H}}/m^\circ) \quad (2)$$

where a_{H} is the relative (molality basis) activity and γ_{H} is the molal activity coefficient of the hydrogen ion H^+ at the molality m_{H} , and m° the standard molality. The quantity pH is intended to be a measure of the activity of hydrogen ions in solution. However, since it is defined in terms of a quantity that cannot be measured by a thermodynamically valid method, eqn. (2) can only be considered a *notional definition* of pH.

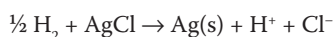
pH being a single ion quantity, it is not determinable in terms of a fundamental (or base) unit of any measurement system, and there is difficulty providing a proper basis for the traceability of pH measurements. A satisfactory approach is now available in that pH determinations can be incorporated into the International System (SI) if they can be traced to measurements made using a method that fulfils the definition of a 'primary method of measurement' (4).

The essential feature of a primary method is that it must operate according to a well-defined measurement equation in which all of the variables can be determined experimentally in terms of SI units. Any limitation in the determination of the experimental variables, or in the theory, must be included within the estimated uncertainty of the method if traceability to the SI is to be established. If a convention were used without an estimate of its uncertainty, true traceability to SI would not be established. The electrochemical cell without liquid junction, known as the Harned cell (5), fulfils the definition of a primary method for the measurement of the acidity function, $p(a_{\text{H}}\gamma_{\text{Cl}})$, and subsequently of the pH of buffer solutions.

The Harned cell is written as



and contains a standard buffer, S, with chloride ions, as potassium or sodium chloride, added in order to use the silver–silver chloride electrode as reference electrode. The application of the Nernst equation to the spontaneous cell reaction of Cell I:



yields the potential difference E_{I} of the cell (corrected to 1 atm (101.325 kPa), the partial pressure of hydrogen gas used in electrochemistry in preference to 100 kPa) as

$$E_{\text{I}} = E^\circ - (RT/F) \ln 10 \lg [(m_{\text{H}}\gamma_{\text{H}}/m^\circ)(m_{\text{Cl}}\gamma_{\text{Cl}}/m^\circ)] \quad (3)$$

which can be rearranged, since $a_{\text{H}} = m_{\text{H}}\gamma_{\text{H}}/m^\circ$, to give the acidity function

$$p(a_{\text{H}}\gamma_{\text{Cl}}) = -\lg(a_{\text{H}}\gamma_{\text{Cl}}) = (E_{\text{I}} - E^\circ)/[(RT/F) \ln 10] + \lg(m_{\text{Cl}}\gamma_{\text{Cl}}/m^\circ) \quad (4)$$

where E° is the standard potential difference of the cell, and hence of the silver–silver chloride electrode, and γ_{Cl} is the activity coefficient of the chloride ion.

The standard potential difference of the silver–silver chloride electrode, E° , is determined from a Harned cell in which only HCl is present at a fixed molality (e.g., $m = 0.01 \text{ mol kg}^{-1}$)



The application of the Nernst equation to the HCl cell (Ia) gives

$$E_{\text{Ia}} = E^\circ - (2RT/F) \ln 10 \lg [(m_{\text{HCl}}/m^\circ)(\gamma_{\pm\text{HCl}})] \quad (5)$$

where E_{Ia} has been corrected to 1 atmosphere partial pressure of hydrogen gas (101.325 kPa) and $\gamma_{\pm\text{HCl}}$ is the mean ionic activity coefficient of HCl.

Values of the activity coefficient ($\gamma_{\pm\text{HCl}}$) at molality 0.01 mol kg^{-1} and various temperatures were given by Bates and Robinson (6). The standard potential difference depends on the method of preparation of the electrodes, but individual determinations of the activity coefficient of HCl at 0.01 mol kg^{-1} are more uniform than values of E° . Hence the practical determination of the potential difference of the cell with HCl at 0.01 mol kg^{-1} is recommended at 298.15 K at which the mean ionic activity coefficient is 0.904. (It is unnecessary to repeat the measurement of E° at other temperatures but simply to correct published smoothed values by the observed difference in E° at 298.15 K.)

In national metrology institutes (NMIs), measurements of Cells I and Ia are often done simultaneously in a thermostat bath. Subtracting eqn. (5) from (3) gives

$$\Delta E = E_{\text{I}} - E_{\text{Ia}} = - (RT/F) \ln 10 \{ \lg [(m_{\text{H}}\gamma_{\text{H}}/m^\circ)(m_{\text{Cl}}\gamma_{\text{Cl}}/m^\circ)] - \lg [(m_{\text{HCl}}/m^\circ)^2 \gamma_{\pm\text{HCl}}^2] \} \quad (6)$$

which is independent of the standard potential difference. Therefore, the subsequently calculated pH does not depend on the standard potential difference and hence does not depend on the assumption that the standard potential of the hydrogen electrode is zero at all temperatures. Therefore, the Harned cell gives an exact comparison between hydrogen ion activities at different temperatures.

The quantity $p(a_{\text{H}}\gamma_{\text{Cl}}) = -\lg(a_{\text{H}}\gamma_{\text{Cl}})$, on the left-hand side of (4), is called the acidity function (5). To obtain the quantity pH according to eqn. (2) from the acidity function, it is necessary to evaluate $\lg \gamma_{\text{Cl}}$ independently. This is done in two steps: (i) the value of $\lg(a_{\text{H}}\gamma_{\text{Cl}})$ at zero chloride molality, $\lg(a_{\text{H}}\gamma_{\text{Cl}})^\circ$, is evaluated and (ii) a value for the activity of the chloride ion γ_{Cl}° , at zero chloride molality (sometimes referred to as the limiting or 'trace' activity coefficient) is calculated using the Bates-Guggenheim convention (7). The value of $\lg(a_{\text{H}}\gamma_{\text{Cl}})^\circ$ corresponding to zero chloride molality is determined by linear extrapolation of measurements using Harned cells with at least three added molalities of sodium or potassium chloride ($I < 0.1 \text{ mol kg}^{-1}$).

The value of $\lg(a_{\text{H}}\gamma_{\text{Cl}})^{\circ}$ corresponding to zero chloride molality is determined by linear extrapolation of measurements using Harned cells with at least three added molalities of sodium or potassium chloride ($I < 0.1 \text{ mol kg}^{-1}$) in accord with eqn. (7):

$$-\lg(a_{\text{H}}\gamma_{\text{Cl}}) = -\lg(a_{\text{H}}\gamma_{\text{Cl}})^{\circ} + Sm_{\text{Cl}} \quad (7)$$

where S is an empirical, temperature dependent, constant.

The Bates-Guggenheim convention (7) assumes that the trace activity coefficient of the chloride ion $\gamma_{\text{Cl}}^{\circ}$ is given by

$$\lg \gamma_{\text{Cl}}^{\circ} = -A I^{1/2}/(1 + Ba I^{1/2}) \quad (8)$$

where A is the Debye-Hückel temperature dependent constant (limiting slope), a is the *mean* distance of closest approach of the ions (ion size parameter), Ba is set equal to $1.5 (\text{mol kg}^{-1})^{-1/2}$ at all temperatures in the range $5\text{--}50^{\circ}\text{C}$, and I is the ionic strength of the buffer (which for its evaluation requires knowledge of appropriate acid dissociation constants).

The various stages in the assignment of primary standard pH values are combined in eqn. (9), which is derived from eqns. (4), (5) and (8)

$$\text{pH(PS)} = \lim_{m_{\text{Cl}} \rightarrow 0} \{ (E_i - E^{\circ}) / [(RT/F) \ln 10] + \lg(m_{\text{Cl}}/m^{\circ}) \} - AI^{1/2}/[1 + 1.5(I/m^{\circ})^{1/2}] \quad (9)$$

In order for a particular buffer solution to be considered a primary buffer solution, it must be of the “highest metrological” quality (4) in accordance with the definition of a primary standard. It is recommended that it have the following attributes (9):

1. High buffer value in the range $0.016\text{--}0.07 (\text{mol OH}^-)/\text{pH}$.
2. Small dilution value at half concentration (change in pH with change in buffer concentration) in the range $0.01\text{--}0.20$.
3. Small dependence of pH on temperature less than $\pm 0.01 \text{ K}^{-1}$.
4. Low residual liquid junction potential < 0.01 in pH.
5. Ionic strength $\leq 0.1 \text{ mol kg}^{-1}$ to permit applicability of Bates-Guggenheim convention.
6. NMI certificate for specific batch.
7. Reproducible purity of preparation (lot to lot differences of $|\Delta\text{pH(PS)}| < 0.003$).
8. Long-term stability of stored solid material.

Values for the above and other important parameters for the primary and secondary buffer materials are given in Table 1.

Primary Standard Buffers

As there can be significant variations in the purity of samples of a buffer of the same nominal chemical composition, it is essential that the primary buffer material used has been certified with values that have been measured with Cell I. The Harned cell is used by many national metrological institutes for accurate measurements of pH of buffer solutions.

Typical values of the pH(PS) of the seven solutions from the six accepted primary standard reference buffers, which meet the conditions stated above, are listed in Table 2. Batch-to-batch variations in purity can result in changes in the pH value of samples of at most 0.003. The typical values in Table 2 should not be used in place of the certified value (from a Harned cell measurement) for a specific batch of buffer material.

The required attributes listed above effectively limit the range of primary buffers available to between pH 3 and 10 (at 25°C). Calcium

hydroxide and potassium tetraoxalate are excluded because the contribution of hydroxide or hydrogen ions to the ionic strength is significant. Also excluded are the nitrogen bases of the type BH^+ (such as tris(hydroxymethyl)aminomethane and piperazine phosphate) and the zwitterionic buffers (e.g., HEPES and MOPS (10)). These do not comply because either the Bates-Guggenheim convention is not applicable, or the liquid junction potentials are high. This means the choice of primary standards is restricted to buffers derived from oxycarbon, -phosphorus, -boron and mono, di- and tri-protic carboxylic acids. The uncertainties (11) associated with Harned cell measurements are calculated (1) to be 0.004 in pH at NMIs, with typical variation between batches of primary standard buffers of 0.003.

Secondary Standards

Substances that do not fulfill all the criteria for primary standards, but to which pH values can be assigned using Cell I are considered to be secondary standards (Table 3). Reasons for their exclusion as primary standards include difficulties in achieving consistent and suitable chemical quality (e.g. acetic acid is a liquid), suspected high liquid junction potential, or inappropriateness of the Bates-Guggenheim convention (e.g., other charge-type buffers). The uncertainty is higher (e.g., 0.01) for biological buffers. Certain other substances, which cannot be used in cells containing hydrogen gas electrodes, are also classed as secondary standards.

Calibration Procedures

(a) One-point calibration

A single point calibration is insufficient to determine both slope and one-point parameters. The theoretical value for the slope can be assumed but the practical slope may be up to 5% lower. Alternatively, a value for the practical slope can be assumed from the manufacturer's prior calibration. The one-point calibration therefore yields only an estimate of pH(X). Since both parameters may change with age of the electrodes, this is not a reliable procedure.

(b) Two-point calibration [target uncertainty: $0.02\text{--}0.03$ at 25°C]

In the majority of practical applications, glass electrodes cells are calibrated by a two-point calibration, or bracketing, procedure using two standard buffer solutions, with pH values, $\text{pH}(S_1)$ and $\text{pH}(S_2)$, bracketing the unknown pH(X). Bracketing is often taken to mean that the $\text{pH}(S_1)$ and $\text{pH}(S_2)$ buffers selected from Table 2 should be those that are immediately above and below pH(X). This may not be appropriate in all situations and choice of a wider range may be better.

(c) Multi-point calibration [target uncertainty: $0.01\text{--}0.03$ at 25°C].

Multi-point calibration is carried out using up to five standard buffers. The use of more than five points yields no significant improvement in the statistical information obtainable.

Details of uncertainty computations (11) have been given (1).

Measurement of pH and choice of pH Standard Solutions

- 1a) If pH is not required to better than ± 0.05 any pH standard solution may be selected.

- 1b) If pH is required to ± 0.002 and interpretation in terms of hydrogen ion concentration or activity is desired, choose a standard solution, pH(PS), to match X as closely as possible in terms of pH, composition and ionic strength.
- 2) Alternatively, a bracketing procedure may be adopted whereby two standard solutions are chosen whose pH values, pH(S1), pH(S2) are on either side of pH(X). Then if the corresponding potential difference measurements are $E(S1)$, $E(S2)$, $E(X)$, then pH(X) is obtained from

$$\text{pH}(X) = \text{pH}(S1) + [E(X) - E(S1)]/\%k$$

where $\%k = 100[E(S2) - E(S1)]/[\text{pH}(S2) - \text{pH}(S1)]$ is the apparent percentage slope. This procedure is very easily done on some pH meters simply by adjusting downwards the slope factor control with the electrodes in S2. The purpose of the bracketing procedure is to compensate for deficiencies in the electrodes and measuring system.

Information to be given about the measurement of pH(X)

The standard solutions selected for calibration of the pH meter system should be reported with the measurement as follows:

System calibrated with pH(S) = at ... K.

System calibrated with two primary standards, pH(PS1) =
and pH(PS2) = at K.

System calibrated with n standards, pH(S1) =, pH(S2) = etc.
at K.

Interpretation of pH(X) in terms of hydrogen ion concentration

The defined pH has no simple interpretation in terms of hydrogen ion concentration but the mean ionic activity coefficient of a typical 1:1 electrolyte can be used to obtain hydrogen ion concentration subject to an uncertainty of 3.9% in concentration, corresponding to 0.02 in pH.

References

1. Buck, R.P., Rondinini, S., Covington, A.K., Baucke, F.G.K., Brett, C.M.A., Camoes, M.F.C., Milton, M.J.T., Mussini, T., Naumann, R., Pratt, K.W., Spitzer, P., and Wilson, G.S. *Pure Appl. Chem.*, 74, 2105, 2002.
2. Sørensen, S.P.L. *Comp. Rend. Trav. Lab. Carlsberg*, 8, 1, 1909.
3. Sørensen, S.P.L., and Linderstrøm-Lang, K.L., *Comp. Rend. Trav. Lab. Carlsberg*, 15, 1924.
4. BIPM, *Com. Cons. Quantité de Matière* 4, 1998. See also M.J.T. Milton and T.J. Quinn, *Metrologia* 38, 289, 2001.
5. Harned H.S., and Owen, B.B., *The Physical Chemistry of Electrolytic Solutions*, Ch 14, Reinhold, New York, 1958.
6. Bates R.G., and Robinson, R.A., *J. Soln. Chem.* 9, 455, 1980.
7. Bates R.G., and Guggenheim, E.A., *Pure Appl. Chem.* 1, 163, 1960.
8. *International Vocabulary of Basic and General Terms in Metrology* (VIM), Beuth, Berlin, 2nd Edn. 1994.
9. Bates, R.G. *Determination of pH*, Wiley, New York, 1973.
10. Good, N.E. et al., *Biochem. J.* 5, 467, 1966.
11. *Guide to the Expression of Uncertainty* (GUM), BIPM, IEC, IFCC, ISO, IUPAC, IUPAP, OIML, 1993.

TABLE 1. Summary of Useful Properties of Some Primary and Secondary Standard Buffer Substances and Solutions

Salt or solid substance	Formula	Molality/ mol kg ⁻¹	Molar mass/ g mol ⁻¹	Density/ g/mL	Amount conc. at 20 °C/ mol dm ⁻³	Mass/g to make 1 dm ³	Dilution value $\Delta\text{pH}_{1/2}$	Buffer value (β)/ mol OH ⁻ / dm ⁻³	pH Temperature coefficient/ K ⁻¹
Potassium tetroxalate dihydrate	KH ₃ C ₄ O ₈ ·2H ₂ O	0.1	254.191	1.0091	0.09875	25.101			
Potassium tetraoxalate dihydrate	KH ₃ C ₄ O ₈ ·2H ₂ O	0.05	254.191	1.0032	0.04965	12.620	0.186	0.070	0.001
Potassium hydrogen tartrate (sat at 25 °C)	KHC ₄ H ₄ O ₆	0.0341	188.18	1.0036	0.034	6.4	0.049	0.027	-0.0014
Potassium dihydrogen citrate	KH ₂ C ₆ H ₅ O ₇	0.05	230.22	1.0029	0.04958	11.41	0.024	0.034	-0.022
Potassium hydrogen phthalate	KHC ₈ H ₄ O ₄	0.05	204.44	1.0017	0.04958	10.12	0.052	0.016	0.00012
Disodium hydrogen orthophosphate + potassium dihydrogen orthophosphate	Na ₂ HPO ₄	0.025	141.958	1.0038	0.02492	3.5379	0.080	0.029	-0.0028
Disodium hydrogen orthophosphate + potassium dihydrogen orthophosphate	Na ₂ HPO ₄	0.03043	141.959	1.0020	0.08665	4.302	0.07	0.016	-0.0028
Disodium tetraborate decahydrate	Na ₂ B ₄ O ₇ ·10H ₂ O	0.05	381.367	1.0075	0.04985	19.012			
Disodium tetraborate decahydrate	Na ₂ B ₄ O ₇ ·10H ₂ O	0.01	381.367	1.0001	0.00998	3.806	0.01	0.020	-0.0082
Sodium hydrogen carbonate + sodium carbonate	NaHCO ₃	0.025	84.01	1.0013	0.02492	2.092	0.079	0.029	-0.0096
Calcium hydroxide (sat. at 25 °C)	Ca(OH) ₂	0.0203	74.09	0.9991	0.02025	1.5	-0.28	0.09	-0.033

TABLE 2. Typical Values of pH(PS) for Primary Standards at 0–50 °C

Primary standards (PS)	Temperature in °C										
	0	5	10	15	20	25	30	35	37	40	50
Sat. potassium hydrogen tartrate (at 25 °C)						3.557	3.552	3.549	3.548	3.547	3.549
0.05 mol kg ⁻¹ potassium dihydrogen citrate	3.863	3.840	3.820	3.802	3.788	3.776	3.766	3.759	3.756	3.754	3.749
0.05 mol kg ⁻¹ potassium hydrogen phthalate	4.000	3.998	3.997	3.998	4.000	4.005	4.011	4.018	4.022	4.027	4.050
0.025 mol kg ⁻¹ disodium hydrogen phosphate + 0.025 mol kg ⁻¹ potassium dihydrogen phosphate	6.984	6.951	6.923	6.900	6.881	6.865	6.853	6.844	6.841	6.838	6.833
0.03043 mol kg ⁻¹ disodium hydrogen phosphate + 0.008695 mol kg ⁻¹ potassium dihydrogen phosphate	7.534	7.500	7.472	7.448	7.429	7.413	7.400	7.389	7.386	7.380	7.367
0.01 mol kg ⁻¹ disodium tetraborate	9.464	9.395	9.332	9.276	9.225	9.180	9.139	9.102	9.088	9.068	9.011
0.025 mol kg ⁻¹ sodium hydrogen carbonate + 0.025 mol kg ⁻¹ sodium carbonate	10.317	10.245	10.179	10.118	10.062	10.012	9.966	9.926	9.910	9.889	9.828

TABLE 3. Values of pH(SS) of Some Secondary Standards from Harned Cell I Measurements

Secondary standards	Temperature in °C									
	0	5	10	15	20	25	30	37	40	50
0.05 mol kg ⁻¹ potassium tetroxalate ^a	1.67	1.67	1.67	1.67	1.68	1.68	1.68	1.69	1.69	1.71
0.05 mol kg ⁻¹ sodium hydrogen diglycolate ^b		3.47	3.47	3.48	3.48	3.49	3.50	3.52	3.53	3.56
0.1 mol dm ⁻³ acetic acid + 0.1 mol dm ⁻³ sodium acetate	4.68	4.67	4.67	4.66	4.66	4.65	4.65	4.66	4.66	4.68
0.01 mol dm ⁻³ acetic acid + 0.1 mol dm ⁻³ sodium acetate	4.74	4.73	4.73	4.72	4.72	4.72	4.72	4.73	4.73	4.75
0.02 mol kg ⁻¹ piperazine phosphate ^c	6.58	6.51	6.45	6.39	6.34	6.29	6.24	6.16	6.14	6.06
0.05 mol kg ⁻¹ tris hydrochloride + 0.01667 mol kg ⁻¹ tris ^c	8.47	8.30	8.14	7.99	7.84	7.70	7.56	7.38	7.31	7.07
0.05 mol kg ⁻¹ disodium tetraborate	9.51	9.43	9.36	9.30	9.25	9.19	9.15	9.09	9.07	9.01
Saturated (at 25 °C) calcium hydroxide	13.42	13.21	13.00	12.81	12.63	12.45	12.29	12.07	11.98	11.71

^a Potassium trihydrogen dioxalate (KH₃C₄O₈)^b Sodium hydrogen 2,2 -oxydiacetate^c 2-Amino-2-(hydroxymethyl)-1,3 propanediol or tris(hydroxymethyl)aminomethane

BUFFER SOLUTIONS GIVING ROUND VALUES OF pH AT 25 °C

A		B		C		D		E	
pH	<i>x</i>	pH	<i>x</i>	pH	<i>x</i>	pH	<i>x</i>	pH	<i>x</i>
1.00	67.0	2.20	49.5	4.10	1.3	5.80	3.6	7.00	46.6
1.10	52.8	2.30	45.8	4.20	3.0	5.90	4.6	7.10	45.7
1.20	42.5	2.40	42.2	4.30	4.7	6.00	5.6	7.20	44.7
1.30	33.6	2.50	38.8	4.40	6.6	6.10	6.8	7.30	43.4
1.40	26.6	2.60	35.4	4.50	8.7	6.20	8.1	7.40	42.0
1.50	20.7	2.70	32.1	4.60	11.1	6.30	9.7	7.50	40.3
1.60	16.2	2.80	28.9	4.70	13.6	6.40	11.6	7.60	38.5
1.70	13.0	2.90	25.7	4.80	16.5	6.50	13.9	7.70	36.6
1.80	10.2	3.00	22.3	4.90	19.4	6.60	16.4	7.80	34.5
1.90	8.1	3.10	18.8	5.00	22.6	6.70	19.3	7.90	32.0
2.00	6.5	3.20	15.7	5.10	25.5	6.80	22.4	8.00	29.2
2.10	5.10	3.30	12.9	5.20	28.8	6.90	25.9	8.10	26.2
2.20	3.9	3.40	10.4	5.30	31.6	7.00	29.1	8.20	22.9
		3.50	8.2	5.40	34.1	7.10	32.1	8.30	19.9
		3.60	6.3	5.50	36.6	7.20	34.7	8.40	17.2
		3.70	4.5	5.60	38.8	7.30	37.0	8.50	14.7
		3.80	2.9	5.70	40.6	7.40	39.1	8.60	12.2
		3.90	1.4	5.80	42.3	7.50	40.9	8.70	10.3
		4.00	0.1	5.90	43.7	7.60	42.4	8.80	8.5
						7.70	43.5	8.90	7.0
						7.80	44.5	9.00	5.7
						7.90	45.3		
						8.00	46.1		

F		G		H		I		J	
pH	<i>x</i>	pH	<i>x</i>	pH	<i>x</i>	pH	<i>x</i>	pH	<i>x</i>
8.00	20.5	9.20	0.9	9.60	5.0	10.90	3.3	12.00	6.0
8.10	19.7	9.30	3.6	9.70	6.2	11.00	4.1	12.10	8.0
8.20	18.8	9.40	6.2	9.80	7.6	11.10	5.1	12.20	10.2
8.30	17.7	9.50	8.8	9.90	9.1	11.20	6.3	12.30	12.8
8.40	16.6	9.60	11.1	10.00	10.7	11.30	7.6	12.40	16.2
8.50	15.2	9.70	13.1	10.10	12.2	11.40	9.1	12.50	20.4
8.60	13.5	9.80	15.0	10.20	13.8	11.50	11.1	12.60	25.6
8.70	11.6	9.90	16.7	10.30	15.2	11.60	13.5	12.70	32.2
8.80	9.6	10.00	18.3	10.40	16.5	11.70	16.2	12.80	41.2
8.90	7.1	10.10	19.5	10.50	17.8	11.80	19.4	12.90	53.0
9.00	4.6	10.20	20.5	10.60	19.1	11.90	23.0	13.00	66.0
9.10	2.0	10.30	21.3	10.70	20.2	12.00	26.9		
		10.40	22.1	10.80	21.2				
		10.50	22.7	10.90	22.0				
		10.60	23.3	11.00	22.7				
		10.70	23.8						
		10.80	24.25						

- A. 25 ml of 0.2 molar KCl + *x* ml of 0.2 molar HCl.
 B. 50 ml of 0.1 molar potassium hydrogen phthalate + *x* ml of 0.1 molar HCl.
 C. 50 ml of 0.1 molar potassium hydrogen phthalate + *x* ml of 0.1 molar NaOH.
 D. 50 ml of 0.1 molar potassium dihydrogen phosphate + *x* ml of 0.1 molar NaOH.
 E. 50 ml of 0.1 molar tris(hydroxymethyl)aminomethane + *x* ml of 0.1 M HCl.
 F. 50 ml of 0.025 molar borax + *x* ml of 0.1 molar HCl.
 G. 50 ml of 0.025 molar borax + *x* ml of 0.1 molar NaOH.
 H. 50 ml of 0.05 molar sodium bicarbonate + *x* ml of 0.1 molar NaOH.
 I. 50 ml of 0.05 molar disodium hydrogen phosphate + *x* ml of 0.1 molar NaOH.
 J. 25 ml of 0.2 molar KCl + *x* ml of 0.2 molar NaOH.

Final volume of mixtures = 100 ml.

References

1. Bower, V. E., and Bates, R. G., *J. Res. Natl. Bur. Stand.*, 55, 197, 1955 (A–D).
2. Bates, R. G., and Bower, V. E., *Anal. Chem.*, 28, 1322, 1956 (E–J).

CONCENTRATIVE PROPERTIES OF AQUEOUS SOLUTIONS: DENSITY, REFRACTIVE INDEX, FREEZING POINT DEPRESSION, AND VISCOSITY

This table gives properties of aqueous solutions of 66 substances as a function of concentration. All data refer to a temperature of 20 °C. The properties are:

Mass %: Mass of solute divided by total mass of solution, expressed as percent.

m Molality (moles of solute per kg of water).

c Molarity (moles of solute per liter of solution).

ρ Density of solution in g/cm³.

n Index of refraction, relative to air, at a wavelength of 589 nm (sodium D line); the index of pure water at 20 °C is 1.3330.

Δ Freezing point depression in °C relative to pure water.

η Absolute (dynamic) viscosity in mPa s (equal to centipoise, cP); the viscosity of pure water at 20 °C is 1.002 mPa s.

Density data for aqueous solutions over a wider range of temperatures and pressures (and for other compounds) may be found in Reference 2. Solutes are listed in the following order:

Acetic acid	Lithium chloride	2-Propanol
Acetone	Magnesium chloride	Silver nitrate
Ammonia	Magnesium sulfate	Sodium acetate
Ammonium chloride	Maltose	Sodium bicarbonate
Ammonium sulfate	Manganese(II) sulfate	Sodium bromide
Barium chloride	<i>D</i> -Mannitol	Sodium carbonate
Calcium chloride	Methanol	Sodium chloride
Cesium chloride	Nitric acid	Sodium citrate
Citric acid	Oxalic acid	Sodium hydroxide
Copper sulfate	Phosphoric acid	Sodium nitrate
Disodium ethylenediamine tetraacetate (EDTA sodium)	Potassium bicarbonate	Sodium phosphate
Ethanol	Potassium bromide	Sodium hydrogen phosphate
Ethylene glycol	Potassium carbonate	Sodium dihydrogen phosphate
Ferric chloride	Potassium chloride	Sodium sulfate
Formic acid	Potassium hydroxide	Sodium thiosulfate
<i>D</i> -Fructose	Potassium iodide	Strontium chloride
<i>D</i> -Glucose	Potassium nitrate	Sucrose
Glycerol	Potassium permanganate	Sulfuric acid
Hydrochloric acid	Potassium hydrogen phosphate	Trichloroacetic acid
Lactic acid	Potassium dihydrogen phosphate	Tris(hydroxymethyl)methylamine
Lactose	Potassium sulfate	Urea
	1-Propanol	Zinc sulfate

References

1. Wolf, A. V., *Aqueous Solutions and Body Fluids*, Hoeber, 1966.
2. Söhnel, O., and Novotny, P., *Densities of Aqueous Solutions of Inorganic Substances*, Elsevier, Amsterdam, 1985.

Solute	Mass %	$m/\text{mol kg}^{-1}$	$c/\text{mol L}^{-1}$	$\rho/\text{g cm}^{-3}$	n	$\Delta/^\circ\text{C}$	$\eta/\text{mPa s}$
Acetic acid	0.5	0.084	0.083	0.9989	1.3334	0.16	1.012
CH ₃ COOH	1.0	0.168	0.166	0.9996	1.3337	0.32	1.022
	2.0	0.340	0.333	1.0011	1.3345	0.63	1.042
	3.0	0.515	0.501	1.0025	1.3352	0.94	1.063
	4.0	0.694	0.669	1.0038	1.3359	1.26	1.084
	5.0	0.876	0.837	1.0052	1.3366	1.58	1.105
	6.0	1.063	1.006	1.0066	1.3373	1.90	1.125
	7.0	1.253	1.175	1.0080	1.3381	2.23	1.143
	8.0	1.448	1.345	1.0093	1.3388	2.56	1.162
	9.0	1.647	1.515	1.0107	1.3395	2.89	1.186
	10.0	1.850	1.685	1.0121	1.3402	3.23	1.210
	12.0	2.271	2.028	1.0147	1.3416	3.91	1.253
	14.0	2.711	2.372	1.0174	1.3430	4.61	1.298
	16.0	3.172	2.718	1.0200	1.3444	5.33	1.341
	18.0	3.655	3.065	1.0225	1.3458	6.06	1.380
	20.0	4.163	3.414	1.0250	1.3472	6.81	1.431
	22.0	4.697	3.764	1.0275	1.3485	7.57	1.478
	24.0	5.259	4.116	1.0299	1.3498	8.36	1.525

Solute	Mass %	$m/\text{mol kg}^{-1}$	$c/\text{mol L}^{-1}$	$\rho/\text{g cm}^{-3}$	n	$\Delta/^\circ\text{C}$	$\eta/\text{mPa s}$
	26.0	5.851	4.470	1.0323	1.3512	9.17	1.572
	28.0	6.476	4.824	1.0346	1.3525	10.00	1.613
	30.0	7.137	5.180	1.0369	1.3537	10.84	1.669
	32.0	7.837	5.537	1.0391	1.3550	11.70	1.715
	34.0	8.579	5.896	1.0413	1.3562	12.55	1.762
	36.0	9.367	6.255	1.0434	1.3574	13.38	1.812
	38.0	10.207	6.615	1.0454	1.3586		1.852
	40.0	11.102	6.977	1.0474	1.3598		1.912
	50.0	16.653	8.794	1.0562	1.3653		2.158
	60.0	24.979	10.620	1.0629	1.3700		2.409
	70.0	38.857	12.441	1.0673	1.3738		2.629
	80.0	66.611	14.228	1.0680	1.3767		2.720
	90.0	149.875	15.953	1.0644	1.3771		2.386
	92.0	191.507	16.284	1.0629	1.3766		2.240
	94.0	260.894	16.602	1.0606	1.3759		2.036
	96.0	399.667	16.911	1.0578	1.3748		1.813
	98.0	815.987	17.198	1.0538	1.3734		1.535
	100.0		17.447	1.0477	1.3716		1.223
Acetone	0.5	0.087	0.086	0.9975	1.3334	0.16	1.013
(CH ₃) ₂ CO	1.0	0.174	0.172	0.9968	1.3337	0.32	1.024
	2.0	0.351	0.343	0.9954	1.3344	0.65	1.047
	3.0	0.533	0.513	0.9940	1.3352	0.97	1.072
	4.0	0.717	0.684	0.9926	1.3359	1.30	1.099
	5.0	0.906	0.853	0.9912	1.3366	1.63	1.125
	6.0	1.099	1.023	0.9899	1.3373	1.96	1.150
	7.0	1.296	1.191	0.9886	1.3381	2.29	1.174
	8.0	1.497	1.360	0.9874	1.3388	2.62	1.198
	9.0	1.703	1.528	0.9861	1.3395	2.95	1.221
	10.0	1.913	1.696	0.9849	1.3402	3.29	1.244
Ammonia	0.5	0.295	0.292	0.9960	1.3332	0.55	1.009
NH ₃	1.0	0.593	0.584	0.9938	1.3335	1.14	1.015
	2.0	1.198	1.162	0.9895	1.3339	2.32	1.029
	3.0	1.816	1.736	0.9853	1.3344	3.53	1.043
	4.0	2.447	2.304	0.9811	1.3349	4.78	1.057
	5.0	3.090	2.868	0.9770	1.3354	6.08	1.071
	6.0	3.748	3.428	0.9730	1.3359	7.43	1.085
	7.0	4.420	3.983	0.9690	1.3365	8.95	1.099
	8.0	5.106	4.533	0.9651	1.3370	10.34	1.113
	9.0	5.807	5.080	0.9613	1.3376	11.90	1.127
	10.0	6.524	5.622	0.9575	1.3381	13.55	1.141
	12.0	8.007	6.695	0.9502	1.3393	17.13	1.169
	14.0	9.558	7.753	0.9431	1.3404	21.13	1.195
	16.0	11.184	8.794	0.9361	1.3416	25.63	1.218
	18.0	12.889	9.823	0.9294	1.3428	30.70	1.237
	20.0	14.679	10.837	0.9228	1.3440	36.42	1.254
	22.0	16.561	11.838	0.9164	1.3453	43.36	1.268
	24.0	18.542	12.826	0.9102	1.3465	51.38	1.280
	26.0	20.630	13.801	0.9040	1.3477	60.77	1.288
	28.0	22.834	14.764	0.8980	1.3490	71.66	
	30.0	25.164	15.713	0.8920	1.3502	84.06	
Ammonium	0.5	0.094	0.093	0.9998	1.3340	0.32	0.999
chloride	1.0	0.189	0.187	1.0014	1.3349	0.64	0.996
NH ₄ Cl	2.0	0.382	0.376	1.0045	1.3369	1.27	0.992
	3.0	0.578	0.565	1.0076	1.3388	1.91	0.988
	4.0	0.779	0.756	1.0107	1.3407	2.57	0.985
	5.0	0.984	0.948	1.0138	1.3426	3.25	0.982
	6.0	1.193	1.141	1.0168	1.3445	3.94	0.979
	7.0	1.407	1.335	1.0198	1.3464	4.66	0.976

Solute	Mass %	$m/\text{mol kg}^{-1}$	$c/\text{mol L}^{-1}$	$\rho/\text{g cm}^{-3}$	n	$\Delta/^\circ\text{C}$	$\eta/\text{mPa s}$
	8.0	1.626	1.529	1.0227	1.3483	5.40	0.974
	9.0	1.849	1.726	1.0257	1.3502	6.16	0.972
	10.0	2.077	1.923	1.0286	1.3521	6.95	0.970
	12.0	2.549	2.320	1.0344	1.3559	8.60	0.969
	14.0	3.043	2.722	1.0401	1.3596		0.969
	16.0	3.561	3.128	1.0457	1.3634		0.971
	18.0	4.104	3.537	1.0512	1.3671		0.973
	20.0	4.674	3.951	1.0567	1.3708		0.978
	22.0	5.273	4.368	1.0621	1.3745		0.986
	24.0	5.903	4.789	1.0674	1.3782		0.996
Ammonium sulfate (NH ₄) ₂ SO ₄	0.5	0.038	0.038	1.0012	1.3338	0.17	1.008
	1.0	0.076	0.076	1.0042	1.3346	0.33	1.014
	2.0	0.154	0.153	1.0101	1.3363	0.63	1.027
	3.0	0.234	0.231	1.0160	1.3379	0.92	1.041
	4.0	0.315	0.309	1.0220	1.3395	1.21	1.057
	5.0	0.398	0.389	1.0279	1.3411	1.49	1.073
	6.0	0.483	0.469	1.0338	1.3428	1.77	1.090
	7.0	0.570	0.551	1.0397	1.3444	2.05	1.108
	8.0	0.658	0.633	1.0456	1.3460	2.33	1.127
	9.0	0.748	0.716	1.0515	1.3476	2.61	1.147
	10.0	0.841	0.800	1.0574	1.3492	2.89	1.168
	12.0	1.032	0.971	1.0691	1.3523	3.47	1.210
	14.0	1.232	1.145	1.0808	1.3555	4.07	1.256
	16.0	1.441	1.323	1.0924	1.3586	4.69	1.305
	18.0	1.661	1.504	1.1039	1.3616		1.359
	20.0	1.892	1.688	1.1154	1.3647		1.421
	22.0	2.134	1.876	1.1269	1.3677		1.490
	24.0	2.390	2.067	1.1383	1.3707		1.566
	26.0	2.659	2.262	1.1496	1.3737		1.650
	28.0	2.943	2.460	1.1609	1.3766		1.743
	30.0	3.243	2.661	1.1721	1.3795		1.847
Barium chloride BaCl ₂	32.0	3.561	2.866	1.1833	1.3824		1.961
	34.0	3.898	3.073	1.1945	1.3853		2.086
	36.0	4.257	3.284	1.2056	1.3881		2.222
	38.0	4.638	3.499	1.2166	1.3909		2.371
	40.0	5.045	3.716	1.2277	1.3938		2.530
	0.5	0.024	0.024	1.0026	1.3337	0.12	1.009
	1.0	0.049	0.048	1.0070	1.3345	0.23	1.016
	2.0	0.098	0.098	1.0159	1.3360	0.46	1.026
	3.0	0.149	0.148	1.0249	1.3375	0.69	1.037
	4.0	0.200	0.199	1.0341	1.3391	0.93	1.049
	5.0	0.253	0.251	1.0434	1.3406	1.18	1.062
	6.0	0.307	0.303	1.0528	1.3422	1.44	1.075
	7.0	0.361	0.357	1.0624	1.3438	1.70	1.087
	8.0	0.418	0.412	1.0721	1.3454	1.98	1.101
	9.0	0.475	0.468	1.0820	1.3470	2.27	1.114
	10.0	0.534	0.524	1.0921	1.3487	2.58	1.129
Calcium chloride CaCl ₂	12.0	0.655	0.641	1.1128	1.3520	3.22	1.161
	14.0	0.782	0.763	1.1342	1.3555	3.92	1.195
	16.0	0.915	0.889	1.1564	1.3591	4.69	1.234
	18.0	1.054	1.019	1.1793	1.3627		1.277
	20.0	1.201	1.156	1.2031	1.3664		1.325
	22.0	1.355	1.297	1.2277	1.3703		1.378
	24.0	1.517	1.444	1.2531	1.3741		1.437
	26.0	1.687	1.597	1.2793	1.3781		1.503
	0.5	0.045	0.045	1.0024	1.3342	0.22	1.015
	1.0	0.091	0.091	1.0065	1.3354	0.44	1.028
	2.0	0.184	0.183	1.0148	1.3378	0.88	1.050

Solute	Mass %	$m/\text{mol kg}^{-1}$	$c/\text{mol L}^{-1}$	$\rho/\text{g cm}^{-3}$	n	$\Delta/^\circ\text{C}$	$\eta/\text{mPa s}$
	3.0	0.279	0.277	1.0232	1.3402	1.33	1.078
	4.0	0.375	0.372	1.0316	1.3426	1.82	1.110
	5.0	0.474	0.469	1.0401	1.3451	2.35	1.143
	6.0	0.575	0.567	1.0486	1.3475	2.93	1.175
	7.0	0.678	0.667	1.0572	1.3500	3.57	1.208
	8.0	0.784	0.768	1.0659	1.3525	4.28	1.242
	9.0	0.891	0.872	1.0747	1.3549	5.04	1.279
	10.0	1.001	0.976	1.0835	1.3575	5.86	1.319
	12.0	1.229	1.191	1.1014	1.3625	7.70	1.408
	14.0	1.467	1.413	1.1198	1.3677	9.83	1.508
	16.0	1.716	1.641	1.1386	1.3730	12.28	1.625
	18.0	1.978	1.878	1.1579	1.3784	15.11	1.764
	20.0	2.253	2.122	1.1775	1.3839	18.30	1.930
	22.0	2.541	2.374	1.1976	1.3895	21.70	2.127
	24.0	2.845	2.634	1.2180	1.3951	25.30	2.356
	26.0	3.166	2.902	1.2388	1.4008	29.70	2.645
	28.0	3.504	3.179	1.2600	1.4066	34.70	3.000
	30.0	3.862	3.464	1.2816	1.4124	41.00	3.467
	32.0	4.240	3.759	1.3036	1.4183	49.70	4.035
	34.0	4.642	4.062	1.3260	1.4242		4.820
	36.0	5.068	4.375	1.3488	1.4301		5.807
	38.0	5.522	4.698	1.3720	1.4361		7.321
	40.0	6.007	5.030	1.3957	1.4420		8.997
Cesium chloride CsCl	0.5	0.030	0.030	1.0020	1.3334	0.10	1.000
	1.0	0.060	0.060	1.0058	1.3337	0.20	0.997
	2.0	0.121	0.120	1.0135	1.3345	0.40	0.992
	3.0	0.184	0.182	1.0214	1.3353	0.61	0.988
	4.0	0.247	0.245	1.0293	1.3361	0.81	0.984
	5.0	0.313	0.308	1.0374	1.3369	1.02	0.980
	6.0	0.379	0.373	1.0456	1.3377	1.22	0.977
	7.0	0.447	0.438	1.0540	1.3386	1.43	0.974
	8.0	0.516	0.505	1.0625	1.3394	1.64	0.971
	9.0	0.587	0.573	1.0711	1.3403	1.85	0.969
	10.0	0.660	0.641	1.0798	1.3412	2.06	0.966
	12.0	0.810	0.782	1.0978	1.3430	2.51	0.961
	14.0	0.967	0.928	1.1163	1.3448	2.97	0.955
	16.0	1.131	1.079	1.1355	1.3468	3.46	0.950
	18.0	1.304	1.235	1.1552	1.3487	3.96	0.945
	20.0	1.485	1.397	1.1756	1.3507	4.49	0.939
	22.0	1.675	1.564	1.1967	1.3528		0.934
	24.0	1.876	1.737	1.2185	1.3550		0.930
	26.0	2.087	1.917	1.2411	1.3572		0.926
	28.0	2.310	2.103	1.2644	1.3594		0.924
	30.0	2.546	2.296	1.2885	1.3617		0.922
	32.0	2.795	2.497	1.3135	1.3641		0.922
	34.0	3.060	2.705	1.3393	1.3666		0.924
	36.0	3.341	2.921	1.3661	1.3691		0.926
	38.0	3.640	3.146	1.3938	1.3717		0.930
	40.0	3.960	3.380	1.4226	1.3744		0.934
	42.0	4.301	3.624	1.4525	1.3771		0.940
	44.0	4.667	3.877	1.4835	1.3800		0.947
	46.0	5.060	4.142	1.5158	1.3829		0.956
	48.0	5.483	4.418	1.5495	1.3860		0.967
	50.0	5.940	4.706	1.5846	1.3892		0.981
	60.0	8.910	6.368	1.7868	1.4076		1.120
	64.0	10.560	7.163	1.8842	1.4167		1.238
Citric acid (HO)C(COOH) ₃	0.5	0.026	0.026	1.0002	1.3336	0.05	1.013
	1.0	0.053	0.052	1.0022	1.3343	0.11	1.024
	2.0	0.106	0.105	1.0063	1.3356	0.21	1.048

Solute	Mass %	$m/\text{mol kg}^{-1}$	$c/\text{mol L}^{-1}$	$\rho/\text{g cm}^{-3}$	n	$\Delta/^\circ\text{C}$	$\eta/\text{mPa s}$
	3.0	0.161	0.158	1.0105	1.3368	0.32	1.073
	4.0	0.217	0.211	1.0147	1.3381	0.43	1.098
	5.0	0.274	0.265	1.0189	1.3394	0.54	1.125
	6.0	0.332	0.320	1.0232	1.3407	0.65	1.153
	7.0	0.392	0.374	1.0274	1.3420	0.76	1.183
	8.0	0.453	0.430	1.0316	1.3433	0.88	1.214
	9.0	0.515	0.485	1.0359	1.3446	1.00	1.247
	10.0	0.578	0.541	1.0402	1.3459	1.12	1.283
	12.0	0.710	0.655	1.0490	1.3486	1.38	1.357
	14.0	0.847	0.771	1.0580	1.3514	1.66	1.436
	16.0	0.991	0.889	1.0672	1.3541	1.95	1.525
	18.0	1.143	1.008	1.0764	1.3569	2.26	1.625
	20.0	1.301	1.130	1.0858	1.3598	2.57	1.740
	22.0	1.468	1.254	1.0953	1.3626	2.88	1.872
	24.0	1.644	1.380	1.1049	1.3655	3.21	2.017
	26.0	1.829	1.508	1.1147	1.3684	3.55	2.178
	28.0	2.024	1.639	1.1246	1.3714	3.89	2.356
	30.0	2.231	1.772	1.1346	1.3744	4.25	2.549
Copper sulfate CuSO_4	0.5	0.031	0.031	1.0033	1.3339	0.08	1.017
	1.0	0.063	0.063	1.0085	1.3348	0.14	1.036
	2.0	0.128	0.128	1.0190	1.3367	0.26	1.084
	3.0	0.194	0.194	1.0296	1.3386	0.37	1.129
	4.0	0.261	0.261	1.0403	1.3405	0.48	1.173
	5.0	0.330	0.329	1.0511	1.3424	0.59	1.221
	6.0	0.400	0.399	1.0620	1.3443	0.70	1.276
	7.0	0.472	0.471	1.0730	1.3462	0.82	1.336
	8.0	0.545	0.543	1.0842	1.3481	0.93	1.400
	9.0	0.620	0.618	1.0955	1.3501	1.05	1.469
	10.0	0.696	0.694	1.1070	1.3520	1.18	1.543
	12.0	0.854	0.850	1.1304	1.3560	1.45	1.701
	14.0	1.020	1.013	1.1545	1.3601	1.75	1.889
	16.0	1.193	1.182	1.1796	1.3644		2.136
	18.0	1.375	1.360	1.2059	1.3689		2.449
Disodium ethylenediamine tetraacetate (EDTA sodium) $\text{Na}_2\text{C}_{10}\text{H}_{14}\text{N}_2\text{O}_8$	0.5	0.015	0.015	1.0009	1.3339	0.07	1.017
	1.0	0.030	0.030	1.0036	1.3348	0.14	1.032
	1.5	0.045	0.045	1.0062	1.3356	0.21	1.046
	2.0	0.061	0.060	1.0089	1.3365	0.27	1.062
	2.5	0.076	0.075	1.0115	1.3374	0.33	1.077
	3.0	0.092	0.090	1.0142	1.3383	0.40	1.093
	3.5	0.108	0.106	1.0169	1.3392	0.46	1.109
	4.0	0.124	0.121	1.0196	1.3400	0.52	1.125
	4.5	0.140	0.137	1.0223	1.3409	0.58	1.142
	5.0	0.157	0.152	1.0250	1.3418	0.65	1.160
	5.5	0.173	0.168	1.0277	1.3427	0.71	1.178
	6.0	0.190	0.184	1.0305	1.3436	0.77	1.197
Ethanol $\text{CH}_3\text{CH}_2\text{OH}$	0.5	0.109	0.108	0.9973	1.3333	0.20	1.023
	1.0	0.219	0.216	0.9963	1.3336	0.40	1.046
	2.0	0.443	0.432	0.9945	1.3342	0.81	1.095
	3.0	0.671	0.646	0.9927	1.3348	1.23	1.140
	4.0	0.904	0.860	0.9910	1.3354	1.65	1.183
	5.0	1.142	1.074	0.9893	1.3360	2.09	1.228
	6.0	1.385	1.286	0.9878	1.3367	2.54	1.279
	7.0	1.634	1.498	0.9862	1.3374	2.99	1.331
	8.0	1.887	1.710	0.9847	1.3381	3.47	1.385
	9.0	2.147	1.921	0.9833	1.3388	3.96	1.442
	10.0	2.412	2.131	0.9819	1.3395	4.47	1.501
	12.0	2.960	2.551	0.9792	1.3410	5.56	1.627
	14.0	3.534	2.967	0.9765	1.3425	6.73	1.761

Solute	Mass %	$m/\text{mol kg}^{-1}$	$c/\text{mol L}^{-1}$	$\rho/\text{g cm}^{-3}$	n	$\Delta/^\circ\text{C}$	$\eta/\text{mPa s}$
	16.0	4.134	3.382	0.9739	1.3440	8.01	1.890
	18.0	4.765	3.795	0.9713	1.3455	9.40	2.019
	20.0	5.427	4.205	0.9687	1.3469	10.92	2.142
	22.0	6.122	4.613	0.9660	1.3484	12.60	2.259
	24.0	6.855	5.018	0.9632	1.3498	14.47	2.370
	26.0	7.626	5.419	0.9602	1.3511	16.41	2.476
	28.0	8.441	5.817	0.9571	1.3524	18.43	2.581
	30.0	9.303	6.212	0.9539	1.3535	20.47	2.667
	32.0	10.215	6.601	0.9504	1.3546	22.44	2.726
	34.0	11.182	6.987	0.9468	1.3557	24.27	2.768
	36.0	12.210	7.370	0.9431	1.3566	25.98	2.803
	38.0	13.304	7.747	0.9392	1.3575	27.62	2.829
	40.0	14.471	8.120	0.9352	1.3583	29.26	2.846
	42.0	15.718	8.488	0.9311	1.3590	30.98	2.852
	44.0	17.055	8.853	0.9269	1.3598	32.68	2.850
	46.0	18.490	9.213	0.9227	1.3604	34.36	2.843
	48.0	20.036	9.568	0.9183	1.3610	36.04	2.832
	50.0	21.706	9.919	0.9139	1.3616	37.67	2.813
	60.0	32.559	11.605	0.8911	1.3638	44.93	2.547
	70.0	50.648	13.183	0.8676	1.3652		2.214
	80.0	86.824	14.649	0.8436	1.3658		1.881
	90.0	195.355	15.980	0.8180	1.3650		1.542
	92.0	249.620	16.225	0.8125	1.3646		1.475
	94.0	340.062	16.466	0.8070	1.3642		1.407
	96.0	520.946	16.697	0.8013	1.3636		1.342
	98.0		16.920	0.7954	1.3630		1.273
	100.0		17.133	0.7893	1.3614		1.203
Ethylene glycol (CH ₂ OH) ₂	0.5	0.081	0.080	0.9988	1.3335	0.15	1.010
	1.0	0.163	0.161	0.9995	1.3339	0.30	1.020
	2.0	0.329	0.322	1.0007	1.3348	0.61	1.048
	3.0	0.498	0.484	1.0019	1.3358	0.92	1.074
	4.0	0.671	0.646	1.0032	1.3367	1.24	1.099
	5.0	0.848	0.809	1.0044	1.3377	1.58	1.125
	6.0	1.028	0.972	1.0057	1.3386	1.91	1.153
	7.0	1.213	1.136	1.0070	1.3396	2.26	1.182
	8.0	1.401	1.299	1.0082	1.3405	2.62	1.212
	9.0	1.593	1.464	1.0095	1.3415	2.99	1.243
	10.0	1.790	1.628	1.0108	1.3425	3.37	1.277
	12.0	2.197	1.959	1.0134	1.3444	4.16	1.348
	14.0	2.623	2.292	1.0161	1.3464	5.01	1.424
	16.0	3.069	2.626	1.0188	1.3484	5.91	1.500
	18.0	3.537	2.962	1.0214	1.3503	6.89	1.578
	20.0	4.028	3.300	1.0241	1.3523	7.93	1.661
	24.0	5.088	3.981	1.0296	1.3564	10.28	1.843
	28.0	6.265	4.669	1.0350	1.3605	13.03	2.047
	32.0	7.582	5.364	1.0405	1.3646	16.23	2.280
	36.0	9.062	6.067	1.0460	1.3687	19.82	2.537
	40.0	10.741	6.776	1.0514	1.3728	23.84	2.832
	44.0	12.659	7.491	1.0567	1.3769	28.32	3.166
	48.0	14.872	8.212	1.0619	1.3811	33.30	3.544
	52.0	17.453	8.939	1.0670	1.3851	38.81	3.981
	56.0	20.505	9.671	1.0719	1.3892	44.83	4.475
	60.0	24.166	10.406	1.0765	1.3931	51.23	5.026
Ferric chloride FeCl ₃	0.5	0.031	0.031	1.0025	1.3344	0.21	1.024
	1.0	0.062	0.062	1.0068	1.3358	0.39	1.047
	2.0	0.126	0.125	1.0153	1.3386	0.75	1.093
	3.0	0.191	0.189	1.0238	1.3413	1.15	1.139
	4.0	0.257	0.255	1.0323	1.3441	1.56	1.187
	5.0	0.324	0.321	1.0408	1.3468	2.00	1.238

Solute	Mass %	$m/\text{mol kg}^{-1}$	$c/\text{mol L}^{-1}$	$\rho/\text{g cm}^{-3}$	n	$\Delta/^\circ\text{C}$	$\eta/\text{mPa s}$
	6.0	0.394	0.388	1.0493	1.3496	2.48	1.292
	7.0	0.464	0.457	1.0580	1.3524	2.99	1.350
	8.0	0.536	0.526	1.0668	1.3552	3.57	1.412
	9.0	0.610	0.597	1.0760	1.3581	4.19	1.480
	10.0	0.685	0.669	1.0853	1.3611	4.85	1.553
	12.0	0.841	0.817	1.1040	1.3670	6.38	1.707
	14.0	1.004	0.969	1.1228	1.3730	8.22	1.879
	16.0	1.174	1.126	1.1420		10.45	2.080
	18.0	1.353	1.289	1.1615		13.08	2.311
	20.0	1.541	1.457	1.1816		16.14	2.570
	24.0	1.947	1.810	1.2234		23.79	3.178
	28.0	2.398	2.189	1.2679		33.61	4.038
	32.0	2.901	2.595	1.3153		49.16	5.274
	36.0	3.468	3.030	1.3654			7.130
	40.0	4.110	3.496	1.4176			9.674
Formic acid	0.5	0.109	0.109	0.9994	1.3333	0.21	1.006
HCOOH	1.0	0.219	0.217	1.0006	1.3336	0.42	1.011
	2.0	0.443	0.436	1.0029	1.3342	0.82	1.017
	3.0	0.672	0.655	1.0053	1.3348	1.24	1.195
	4.0	0.905	0.876	1.0077	1.3354	1.67	1.032
	5.0	1.143	1.097	1.0102	1.3359	2.10	1.039
	6.0	1.387	1.320	1.0126	1.3365	2.53	1.046
	7.0	1.635	1.544	1.0150	1.3371	2.97	1.052
	8.0	1.889	1.768	1.0175	1.3376	3.40	1.058
	9.0	2.149	1.994	1.0199	1.3382	3.84	1.064
	10.0	2.414	2.221	1.0224	1.3387	4.27	1.070
	12.0	2.962	2.678	1.0273	1.3397	5.19	1.082
	14.0	3.537	3.139	1.0322	1.3408	6.11	1.094
	16.0	4.138	3.605	1.0371	1.3418	7.06	1.106
	18.0	4.769	4.074	1.0419	1.3428	8.08	1.119
	20.0	5.431	4.548	1.0467	1.3437	9.11	1.132
	28.0	8.449	6.481	1.0654	1.3475	13.10	1.179
	36.0	12.220	8.477	1.0839	1.3511	17.65	1.227
	44.0	17.070	10.529	1.1015	1.3547	22.93	1.281
	52.0	23.535	12.633	1.1183	1.3581	29.69	1.340
	60.0	32.587	14.813	1.1364	1.3612	38.26	1.410
	68.0	46.166	17.054	1.1544	1.3641		1.490
<i>D</i> -Fructose	0.5	0.028	0.028	1.0002	1.3337	0.05	1.015
C ₆ H ₁₂ O ₆	1.0	0.056	0.056	1.0021	1.3344	0.10	1.028
	2.0	0.113	0.112	1.0061	1.3358	0.21	1.054
	3.0	0.172	0.168	1.0101	1.3373	0.32	1.080
	4.0	0.231	0.225	1.0140	1.3387	0.43	1.106
	5.0	0.292	0.283	1.0181	1.3402	0.54	1.134
	6.0	0.354	0.340	1.0221	1.3417	0.66	1.165
	7.0	0.418	0.399	1.0262	1.3431	0.78	1.198
	8.0	0.483	0.458	1.0303	1.3446	0.90	1.232
	9.0	0.549	0.517	1.0344	1.3461	1.03	1.270
	10.0	0.617	0.576	1.0385	1.3476	1.16	1.309
	12.0	0.757	0.697	1.0469	1.3507	1.43	1.391
	14.0	0.904	0.820	1.0554	1.3538	1.71	1.483
	16.0	1.057	0.945	1.0640	1.3569	2.01	1.587
	18.0	1.218	1.072	1.0728	1.3601	2.32	1.703
	20.0	1.388	1.201	1.0816	1.3634	2.64	1.837
	22.0	1.566	1.332	1.0906	1.3667	3.05	1.986
	24.0	1.753	1.465	1.0996	1.3700	3.43	2.154
	26.0	1.950	1.600	1.1089	1.3734	3.82	2.348
	28.0	2.159	1.738	1.1182	1.3768	4.20	2.562
	30.0	2.379	1.878	1.1276	1.3803		2.817
	32.0	2.612	2.020	1.1372	1.3839		3.112

Solute	Mass %	$m/\text{mol kg}^{-1}$	$c/\text{mol L}^{-1}$	$\rho/\text{g cm}^{-3}$	n	$\Delta/^\circ\text{C}$	$\eta/\text{mPa s}$
	34.0	2.859	2.164	1.1469	1.3874		3.462
	36.0	3.122	2.312	1.1568	1.3911		3.899
	38.0	3.402	2.461	1.1668	1.3948		4.418
	40.0	3.700	2.613	1.1769	1.3985		5.046
	42.0	4.019	2.767	1.1871	1.4023		5.773
	44.0	4.361	2.925	1.1975	1.4062		6.644
	46.0	4.728	3.084	1.2080	1.4101		7.753
	48.0	5.124	3.247	1.2187	1.4141		9.060
<i>D</i> -Glucose	0.5	0.028	0.028	1.0001	1.3337	0.05	1.010
$\text{C}_6\text{H}_{12}\text{O}_6$	1.0	0.056	0.056	1.0020	1.3344	0.11	1.021
	2.0	0.113	0.112	1.0058	1.3358	0.21	1.052
	3.0	0.172	0.168	1.0097	1.3373	0.32	1.083
	4.0	0.231	0.225	1.0136	1.3387	0.43	1.113
	5.0	0.292	0.282	1.0175	1.3402	0.55	1.145
	6.0	0.354	0.340	1.0214	1.3417	0.67	1.179
	7.0	0.418	0.398	1.0254	1.3432	0.79	1.214
	8.0	0.483	0.457	1.0294	1.3447	0.91	1.250
	9.0	0.549	0.516	1.0334	1.3462	1.04	1.289
	10.0	0.617	0.576	1.0375	1.3477	1.17	1.330
	12.0	0.757	0.697	1.0457	1.3508	1.44	1.416
	14.0	0.904	0.819	1.0540	1.3539	1.73	1.512
	16.0	1.057	0.944	1.0624	1.3571	2.03	1.625
	18.0	1.218	1.070	1.0710	1.3603	2.35	1.757
	20.0	1.388	1.199	1.0797	1.3635	2.70	1.904
	22.0	1.566	1.329	1.0884	1.3668	3.07	2.063
	24.0	1.753	1.462	1.0973	1.3702	3.48	2.242
	26.0	1.950	1.597	1.1063	1.3736	3.90	2.458
	28.0	2.159	1.734	1.1154	1.3770	4.34	2.707
	30.0	2.379	1.873	1.1246	1.3805	4.79	2.998
	32.0	2.612	2.014	1.1340	1.3840		3.324
	34.0	2.859	2.158	1.1434	1.3876		3.704
	36.0	3.122	2.304	1.1529	1.3912		4.193
	38.0	3.402	2.452	1.1626	1.3949		4.786
	40.0	3.700	2.603	1.1724	1.3986		5.493
	42.0	4.019	2.756	1.1823	1.4024		6.288
	44.0	4.361	2.912	1.1924	1.4062		7.235
	46.0	4.728	3.071	1.2026	1.4101		8.454
	48.0	5.124	3.232	1.2130	1.4141		9.883
	50.0	5.551	3.396	1.2235	1.4181		11.884
	52.0	6.013	3.562	1.2342	1.4222		14.489
	54.0	6.516	3.732	1.2451	1.4263		17.916
	56.0	7.064	3.905	1.2562	1.4306		22.886
	58.0	7.665	4.081	1.2676	1.4349		29.389
	60.0	8.326	4.261	1.2793	1.4394		37.445
Glycerol	0.5	0.055	0.054	0.9994	1.3336	0.07	1.022
$\text{CH}_2\text{OHCHOHCH}_2\text{OH}$	1.0	0.110	0.109	1.0005	1.3342	0.18	1.034
	2.0	0.222	0.218	1.0028	1.3353	0.41	1.060
	3.0	0.336	0.327	1.0051	1.3365	0.63	1.088
	4.0	0.452	0.438	1.0074	1.3376	0.85	1.116
	5.0	0.572	0.548	1.0097	1.3388	1.08	1.145
	6.0	0.693	0.659	1.0120	1.3400	1.32	1.176
	7.0	0.817	0.771	1.0144	1.3412	1.56	1.207
	8.0	0.944	0.883	1.0167	1.3424	1.81	1.240
	9.0	1.074	0.996	1.0191	1.3436	2.06	1.275
	10.0	1.207	1.109	1.0215	1.3448	2.32	1.310
	12.0	1.481	1.337	1.0262	1.3472	2.88	1.386
	14.0	1.768	1.568	1.0311	1.3496	3.47	1.469
	16.0	2.068	1.800	1.0360	1.3521	4.09	1.560
	18.0	2.384	2.035	1.0409	1.3547	4.76	1.658

Solute	Mass %	$m/\text{mol kg}^{-1}$	$c/\text{mol L}^{-1}$	$\rho/\text{g cm}^{-3}$	n	$\Delta/^\circ\text{C}$	$\eta/\text{mPa s}$
	20.0	2.715	2.271	1.0459	1.3572	5.46	1.766
	24.0	3.429	2.752	1.0561	1.3624	7.01	2.01
	28.0	4.223	3.242	1.0664	1.3676	8.77	2.32
	32.0	5.110	3.742	1.0770	1.3730	10.74	2.69
	36.0	6.108	4.252	1.0876	1.3785	12.96	3.15
	40.0	7.239	4.771	1.0984	1.3841	15.50	3.73
	44.0	8.532	5.300	1.1092	1.3897		4.48
	48.0	10.024	5.838	1.1200	1.3954		5.45
	52.0	11.764	6.385	1.1308	1.4011		6.73
	56.0	13.820	6.944	1.1419	1.4069		8.47
	60.0	16.288	7.512	1.1530	1.4129		10.9
	64.0	19.305	8.092	1.1643	1.4189		14.3
	68.0	23.075	8.680	1.1755	1.4249		19.4
	72.0	27.923	9.277	1.1866	1.4310		27.2
	76.0	34.387	9.884	1.1976	1.4370		39.6
	80.0	43.436	10.498	1.2085	1.4431		60.6
	84.0	57.009	11.121	1.2192	1.4492		98
	88.0	79.632	11.753	1.2299	1.4553		170
	92.0	124.878	12.392	1.2404	1.4613		319
	96.0	260.615	13.039	1.2508	1.4674		648
	100.0		13.694	1.2611	1.4735		1460
Hydrochloric acid HCl	0.5	0.138	0.137	1.0007	1.3341	0.49	1.008
	1.0	0.277	0.275	1.0031	1.3353	0.99	1.015
	2.0	0.560	0.553	1.0081	1.3376	2.08	1.029
	3.0	0.848	0.833	1.0130	1.3399	3.28	1.044
	4.0	1.143	1.117	1.0179	1.3422	4.58	1.059
	5.0	1.444	1.403	1.0228	1.3445	5.98	1.075
	6.0	1.751	1.691	1.0278	1.3468	7.52	1.091
	7.0	2.064	1.983	1.0327	1.3491	9.22	1.108
	8.0	2.385	2.277	1.0377	1.3515	11.10	1.125
	9.0	2.713	2.574	1.0426	1.3538	13.15	1.143
	10.0	3.047	2.873	1.0476	1.3561	15.40	1.161
	12.0	3.740	3.481	1.0576	1.3607	20.51	1.199
	14.0	4.465	4.099	1.0676	1.3653		1.239
	16.0	5.224	4.729	1.0777	1.3700		1.282
	18.0	6.020	5.370	1.0878	1.3746		1.326
	20.0	6.857	6.023	1.0980	1.3792		1.374
	22.0	7.736	6.687	1.1083	1.3838		1.426
	24.0	8.661	7.362	1.1185	1.3884		1.483
	26.0	9.636	8.049	1.1288	1.3930		1.547
	28.0	10.666	8.748	1.1391	1.3976		1.620
	30.0	11.754	9.456	1.1492	1.4020		1.705
	32.0	12.907	10.175	1.1594	1.4066		1.799
	34.0	14.129	10.904	1.1693	1.4112		1.900
	36.0	15.427	11.642	1.1791	1.4158		2.002
	38.0	16.810	12.388	1.1886	1.4204		2.105
	40.0	18.284	13.140	1.1977	1.4250		
Lactic acid $\text{CH}_3\text{CHOHCOOH}$	0.5	0.056	0.055	0.9992	1.3335	0.10	1.014
	1.0	0.112	0.111	1.0002	1.3340	0.19	1.027
	2.0	0.227	0.223	1.0023	1.3350	0.38	1.056
	3.0	0.343	0.334	1.0043	1.3360	0.57	1.084
	4.0	0.463	0.447	1.0065	1.3370	0.76	1.110
	5.0	0.584	0.560	1.0086	1.3380	0.95	1.138
	6.0	0.709	0.673	1.0108	1.3390	1.16	1.167
	7.0	0.836	0.787	1.0131	1.3400	1.36	1.198
	8.0	0.965	0.902	1.0153	1.3410	1.57	1.229
	9.0	1.098	1.017	1.0176	1.3420	1.79	1.262
	10.0	1.233	1.132	1.0199	1.3430	2.02	1.296
	12.0	1.514	1.365	1.0246	1.3450	2.49	1.366

Solute	Mass %	$m/\text{mol kg}^{-1}$	$c/\text{mol L}^{-1}$	$\rho/\text{g cm}^{-3}$	n	$\Delta/^\circ\text{C}$	$\eta/\text{mPa s}$
	14.0	1.807	1.600	1.0294	1.3470	2.99	1.441
	16.0	2.115	1.837	1.0342	1.3491	3.48	1.522
	18.0	2.437	2.076	1.0390	1.3511	3.96	1.607
	20.0	2.775	2.318	1.0439	1.3532	4.44	1.699
	24.0	3.506	2.807	1.0536	1.3573		1.902
	28.0	4.317	3.305	1.0632	1.3615		2.136
	32.0	5.224	3.811	1.0728	1.3657		2.414
	36.0	6.244	4.325	1.0822	1.3700		2.730
	40.0	7.401	4.847	1.0915	1.3743		3.114
	44.0	8.722	5.377	1.1008	1.3786		3.566
	48.0	10.247	5.917	1.1105	1.3828		4.106
	52.0	12.026	6.466	1.1201	1.3871		4.789
	56.0	14.129	7.023	1.1297	1.3914		5.579
	60.0	16.652	7.588	1.1392	1.3958		6.679
	64.0	19.736	8.161	1.1486	1.4001		8.024
	68.0	23.590	8.741	1.1579	1.4045		9.863
	72.0	28.546	9.328	1.1670	1.4088		12.866
	76.0	35.154	9.922	1.1760	1.4131		16.974
	80.0	44.405	10.522	1.1848	1.4173		22.164
Lactose	0.5	0.015	0.015	1.0002	1.3337	0.03	1.013
$\text{C}_{12}\text{H}_{22}\text{O}_{11}$	1.0	0.030	0.029	1.0021	1.3345	0.06	1.026
	2.0	0.060	0.059	1.0061	1.3359	0.11	1.058
	3.0	0.090	0.089	1.0102	1.3375	0.17	1.089
	4.0	0.122	0.119	1.0143	1.3390	0.23	1.120
	5.0	0.154	0.149	1.0184	1.3406	0.29	1.154
	6.0	0.186	0.179	1.0225	1.3421	0.35	1.191
	7.0	0.220	0.210	1.0267	1.3437	0.42	1.232
	8.0	0.254	0.241	1.0308	1.3453	0.50	1.276
	9.0	0.289	0.272	1.0349	1.3468		1.321
	10.0	0.325	0.304	1.0390	1.3484		1.370
	12.0	0.398	0.367	1.0473	1.3515		1.476
	14.0	0.476	0.432	1.0558	1.3548		1.593
	16.0	0.556	0.498	1.0648	1.3582		1.724
	18.0	0.641	0.565	1.0746	1.3619		1.869
Lithium chloride	0.5	0.119	0.118	1.0012	1.3341	0.42	1.019
LiCl	1.0	0.238	0.237	1.0041	1.3351	0.84	1.037
	2.0	0.481	0.476	1.0099	1.3373	1.72	1.072
	3.0	0.730	0.719	1.0157	1.3394	2.68	1.108
	4.0	0.983	0.964	1.0215	1.3415	3.73	1.146
	5.0	1.241	1.211	1.0272	1.3436	4.86	1.185
	6.0	1.506	1.462	1.0330	1.3457	6.14	1.226
	7.0	1.775	1.715	1.0387	1.3478	7.56	1.269
	8.0	2.051	1.971	1.0444	1.3499	9.11	1.313
	9.0	2.333	2.230	1.0502	1.3520	10.79	1.360
	10.0	2.621	2.491	1.0560	1.3541	12.61	1.411
	12.0	3.217	3.022	1.0675	1.3583	16.59	1.522
	14.0	3.840	3.564	1.0792	1.3625	21.04	1.647
	16.0	4.493	4.118	1.0910	1.3668		1.787
	18.0	5.178	4.683	1.1029	1.3711		1.942
	20.0	5.897	5.260	1.1150	1.3755		2.128
	22.0	6.653	5.851	1.1274	1.3799		2.341
	24.0	7.449	6.453	1.1399	1.3844		2.600
	26.0	8.288	7.069	1.1527	1.3890		2.925
	28.0	9.173	7.700	1.1658	1.3936		3.318
	30.0	10.109	8.344	1.1791	1.3983		3.785
Magnesium chloride	0.5	0.053	0.053	1.0022	1.3343	0.26	1.024
MgCl_2	1.0	0.106	0.106	1.0062	1.3356	0.52	1.046
	2.0	0.214	0.213	1.0144	1.3381	1.06	1.091

Solute	Mass %	$m/\text{mol kg}^{-1}$	$c/\text{mol L}^{-1}$	$\rho/\text{g cm}^{-3}$	n	$\Delta/^\circ\text{C}$	$\eta/\text{mPa s}$
	3.0	0.325	0.322	1.0226	1.3406	1.65	1.139
	4.0	0.438	0.433	1.0309	1.3432	2.30	1.188
	5.0	0.553	0.546	1.0394	1.3457	3.01	1.241
	6.0	0.670	0.660	1.0479	1.3483		1.298
	7.0	0.791	0.777	1.0564	1.3508		1.358
	8.0	0.913	0.895	1.0651	1.3534		1.423
	9.0	1.039	1.015	1.0738	1.3560		1.493
	10.0	1.167	1.137	1.0826	1.3587		1.570
	12.0	1.432	1.387	1.1005	1.3641		1.745
	14.0	1.710	1.645	1.1189	1.3695		1.956
	16.0	2.001	1.911	1.1372	1.3749		2.207
	18.0	2.306	2.184	1.1553	1.3804		2.507
	20.0	2.626	2.467	1.1742	1.3859		2.867
	22.0	2.962	2.758	1.1938	1.3915		3.323
	24.0	3.317	3.060	1.2140	1.3972		3.917
	26.0	3.690	3.371	1.2346	1.4030		4.694
	28.0	4.085	3.692	1.2555	1.4089		5.709
	30.0	4.501	4.022	1.2763	1.4148		7.017
Magnesium sulfate MgSO_4	0.5	0.042	0.042	1.0033	1.3340	0.10	1.027
	1.0	0.084	0.084	1.0084	1.3350	0.19	1.054
	2.0	0.170	0.169	1.0186	1.3371	0.36	1.112
	3.0	0.257	0.256	1.0289	1.3391	0.52	1.177
	4.0	0.346	0.345	1.0392	1.3411	0.69	1.249
	5.0	0.437	0.436	1.0497	1.3431	0.87	1.328
	6.0	0.530	0.528	1.0602	1.3451	1.05	1.411
	7.0	0.625	0.623	1.0708	1.3471	1.24	1.498
	8.0	0.722	0.719	1.0816	1.3492	1.43	1.593
	9.0	0.822	0.817	1.0924	1.3512	1.64	1.702
	10.0	0.923	0.917	1.1034	1.3532	1.85	1.829
	12.0	1.133	1.122	1.1257	1.3572	2.31	2.104
	14.0	1.352	1.336	1.1484	1.3613	2.86	2.412
	16.0	1.582	1.557	1.1717	1.3654	3.67	2.809
	18.0	1.824	1.788	1.1955	1.3694		3.360
	20.0	2.077	2.027	1.2198	1.3735		4.147
	22.0	2.343	2.275	1.2447	1.3776		5.199
	24.0	2.624	2.532	1.2701	1.3817		6.498
	26.0	2.919	2.800	1.2961	1.3858		8.066
Maltose $\text{C}_{12}\text{H}_{22}\text{O}_{11}$	0.5	0.015	0.015	1.0003	1.3337	0.03	1.016
	1.0	0.030	0.029	1.0023	1.3345	0.06	1.030
	2.0	0.060	0.059	1.0063	1.3359	0.11	1.060
	3.0	0.090	0.089	1.0104	1.3374	0.17	1.092
	4.0	0.122	0.119	1.0144	1.3389	0.23	1.126
	5.0	0.154	0.149	1.0184	1.3404	0.29	1.162
	6.0	0.186	0.179	1.0224	1.3420	0.35	1.200
	7.0	0.220	0.210	1.0265	1.3435	0.42	1.239
	8.0	0.254	0.241	1.0305	1.3450	0.48	1.281
	9.0	0.289	0.272	1.0345	1.3466	0.55	1.325
	10.0	0.325	0.303	1.0385	1.3482	0.62	1.372
	12.0	0.398	0.367	1.0465	1.3513	0.77	1.474
	14.0	0.476	0.431	1.0545	1.3546	0.92	1.588
	16.0	0.556	0.497	1.0629	1.3578	1.08	1.715
	18.0	0.641	0.564	1.0716	1.3612	1.25	1.859
	20.0	0.730	0.631	1.0801	1.3644	1.43	2.021
	22.0	0.824	0.700	1.0894	1.3678	1.64	2.216
	24.0	0.923	0.770	1.0984	1.3714	1.85	2.463
	26.0	1.026	0.842	1.1080	1.3749	2.08	2.753
	28.0	1.136	0.914	1.1171	1.3785	2.34	3.066
	30.0	1.252	0.988	1.1269	1.3821	2.62	3.427
	40.0	1.948	1.375	1.1769	1.4013	4.41	6.926

Solute	Mass %	$m/\text{mol kg}^{-1}$	$c/\text{mol L}^{-1}$	$\rho/\text{g cm}^{-3}$	n	$\Delta/^\circ\text{C}$	$\eta/\text{mPa s}$
	50.0	2.921	1.797	1.2304	1.4217		17.786
	52.0	3.165	1.886	1.2416	1.4260		22.034
	54.0	3.429	1.976	1.2528	1.4308		28.757
	56.0	3.718	2.068	1.2638	1.4350		38.226
	58.0	4.034	2.159	1.2740	1.4394		49.298
	60.0	4.382	2.253	1.2855	1.4440		
Manganese(II)	1.0	0.067	0.067	1.0080	1.3348	0.16	1.046
sulfate	2.0	0.135	0.135	1.0178	1.3366	0.31	1.090
MnSO ₄	3.0	0.205	0.204	1.0277	1.3384	0.44	1.137
	4.0	0.276	0.275	1.0378	1.3402	0.57	1.187
	5.0	0.349	0.347	1.0480	1.3420	0.70	1.242
	6.0	0.423	0.421	1.0583	1.3438	0.84	1.301
	7.0	0.498	0.495	1.0688	1.3457	0.98	1.363
	8.0	0.576	0.572	1.0794	1.3475	1.12	1.431
	9.0	0.655	0.650	1.0902	1.3494	1.28	1.505
	10.0	0.736	0.729	1.1012	1.3513	1.44	1.587
	12.0	0.903	0.893	1.1236	1.3551	1.80	1.779
	14.0	1.078	1.063	1.1467	1.3589	2.21	2.005
	16.0	1.261	1.240	1.1705	1.3629	2.67	2.272
	18.0	1.454	1.424	1.1950	1.3668	3.19	2.580
	20.0	1.656	1.616	1.2203	1.3708	3.80	2.938
<i>D</i> -Mannitol	0.5	0.028	0.027	1.0000	1.3337	0.05	1.019
CH ₂ (CHOH) ₄ CH ₂ OH	1.0	0.055	0.055	1.0017	1.3345	0.10	1.032
	2.0	0.112	0.110	1.0053	1.3359	0.21	1.057
	3.0	0.170	0.166	1.0088	1.3374	0.32	1.081
	4.0	0.229	0.222	1.0124	1.3389	0.43	1.107
	5.0	0.289	0.279	1.0159	1.3403	0.54	1.135
	6.0	0.350	0.336	1.0195	1.3418	0.66	1.166
	7.0	0.413	0.393	1.0230	1.3433	0.77	1.200
	8.0	0.477	0.451	1.0266	1.3447	0.90	1.236
	9.0	0.543	0.509	1.0302	1.3462	1.02	1.275
	10.0	0.610	0.567	1.0338	1.3477	1.15	1.314
	11.0	0.678	0.626	1.0375	1.3491	1.28	1.355
	12.0	0.749	0.686	1.0412	1.3506	1.41	1.398
	13.0	0.820	0.746	1.0450	1.3521	1.55	1.443
	14.0	0.894	0.806	1.0489	1.3536	1.69	1.489
	15.0	0.969	0.867	1.0529	1.3552	1.84	1.537
Methanol	0.5	0.157	0.156	0.9973	1.3331	0.28	1.022
CH ₃ OH	1.0	0.315	0.311	0.9964	1.3332	0.56	1.040
	2.0	0.637	0.621	0.9947	1.3334	1.14	1.070
	3.0	0.965	0.930	0.9930	1.3336	1.75	1.100
	4.0	1.300	1.238	0.9913	1.3339	2.37	1.131
	5.0	1.643	1.544	0.9896	1.3341	3.02	1.163
	6.0	1.992	1.850	0.9880	1.3343	3.71	1.196
	7.0	2.349	2.155	0.9864	1.3346	4.41	1.229
	8.0	2.714	2.459	0.9848	1.3348	5.13	1.264
	9.0	3.087	2.762	0.9832	1.3351	5.85	1.297
	10.0	3.468	3.064	0.9816	1.3354	6.60	1.329
	12.0	4.256	3.665	0.9785	1.3359	8.14	1.389
	14.0	5.081	4.262	0.9755	1.3365	9.72	1.446
	16.0	5.945	4.856	0.9725	1.3370	11.36	1.501
	18.0	6.851	5.447	0.9695	1.3376	13.13	1.554
	20.0	7.803	6.034	0.9666	1.3381	15.02	1.604
	22.0	8.803	6.616	0.9636	1.3387	16.98	1.652
	24.0	9.856	7.196	0.9606	1.3392	19.04	1.697
	26.0	10.966	7.771	0.9576	1.3397	21.23	1.735
	28.0	12.138	8.341	0.9545	1.3402	23.59	1.769
	30.0	13.376	8.908	0.9514	1.3407	25.91	1.795

Solute	Mass %	$m/\text{mol kg}^{-1}$	$c/\text{mol L}^{-1}$	$\rho/\text{g cm}^{-3}$	n	$\Delta/^\circ\text{C}$	$\eta/\text{mPa s}$
	32.0	14.688	9.470	0.9482	1.3411	28.15	1.814
	34.0	16.078	10.028	0.9450	1.3415	30.48	1.827
	36.0	17.556	10.580	0.9416	1.3419	32.97	1.835
	38.0	19.129	11.127	0.9382	1.3422	35.60	1.839
	40.0	20.807	11.669	0.9347	1.3425	38.60	1.837
	50.0	31.211	14.288	0.9156	1.3431	54.50	1.761
	60.0	46.816	16.749	0.8944	1.3426	74.50	1.600
	70.0	72.826	19.040	0.8715	1.3411		1.368
	80.0	124.844	21.144	0.8468	1.3385		1.128
	90.0	280.899	23.045	0.8204	1.3348		0.861
	100.0		24.710	0.7917	1.3290		0.586
Nitric acid HNO_3	0.5	0.080	0.079	1.0009	1.3336	0.28	1.004
	1.0	0.160	0.159	1.0037	1.3343	0.56	1.005
	2.0	0.324	0.320	1.0091	1.3356	1.12	1.007
	3.0	0.491	0.483	1.0146	1.3368	1.70	1.010
	4.0	0.661	0.648	1.0202	1.3381	2.32	1.014
	5.0	0.835	0.814	1.0257	1.3394	2.96	1.018
	6.0	1.013	0.982	1.0314	1.3407	3.63	1.022
	7.0	1.194	1.152	1.0370	1.3421	4.33	1.027
	8.0	1.380	1.324	1.0427	1.3434	5.05	1.032
	9.0	1.570	1.498	1.0485	1.3447	5.81	1.038
	10.0	1.763	1.673	1.0543	1.3460	6.60	1.044
	12.0	2.164	2.030	1.0660	1.3487	8.27	1.058
	14.0	2.583	2.395	1.0780	1.3514	10.08	1.075
	16.0	3.023	2.768	1.0901	1.3541	12.04	1.094
	18.0	3.484	3.149	1.1025	1.3569	14.16	1.116
	20.0	3.967	3.539	1.1150	1.3596		1.141
	22.0	4.476	3.937	1.1277	1.3624		1.169
	24.0	5.011	4.344	1.1406	1.3652		1.199
	26.0	5.576	4.760	1.1536	1.3680		1.233
	28.0	6.172	5.185	1.1668	1.3708		1.271
	30.0	6.801	5.618	1.1801	1.3736		1.311
	32.0	7.468	6.060	1.1934	1.3763		1.354
	34.0	8.175	6.512	1.2068	1.3790		1.400
	36.0	8.927	6.971	1.2202	1.3817		1.450
	38.0	9.727	7.439	1.2335	1.3842		1.504
	40.0	10.580	7.913	1.2466	1.3867		1.561
Oxalic acid $(\text{COOH})_2$	0.5	0.056	0.056	1.0006	1.3336	0.16	1.013
	1.0	0.112	0.111	1.0030	1.3342	0.30	1.023
	1.5	0.169	0.167	1.0054	1.3347	0.44	1.033
	2.0	0.227	0.224	1.0079	1.3353	0.57	1.044
	2.5	0.285	0.281	1.0103	1.3359	0.71	1.055
	3.0	0.343	0.337	1.0126	1.3364	0.84	1.065
	3.5	0.403	0.395	1.0150	1.3370	0.97	1.076
	4.0	0.463	0.452	1.0174	1.3375	1.09	1.086
	4.5	0.523	0.510	1.0197	1.3381		1.097
	5.0	0.585	0.568	1.0220	1.3386		1.108
	6.0	0.709	0.684	1.0265	1.3397		1.129
	7.0	0.836	0.802	1.0310	1.3407		1.150
	8.0	0.966	0.920	1.0355	1.3418		1.172
Phosphoric acid H_3PO_4	0.5	0.051	0.051	1.0010	1.3335	0.12	1.010
	1.0	0.103	0.102	1.0038	1.3340	0.24	1.020
	2.0	0.208	0.206	1.0092	1.3349	0.46	1.050
	3.0	0.316	0.311	1.0146	1.3358	0.69	1.079
	4.0	0.425	0.416	1.0200	1.3367	0.93	1.108
	5.0	0.537	0.523	1.0254	1.3376	1.16	1.138
	6.0	0.651	0.631	1.0309	1.3385	1.38	1.169
	7.0	0.768	0.740	1.0363	1.3394	1.62	1.200

Solute	Mass %	$m/\text{mol kg}^{-1}$	$c/\text{mol L}^{-1}$	$\rho/\text{g cm}^{-3}$	n	$\Delta/^\circ\text{C}$	$\eta/\text{mPa s}$
	8.0	0.887	0.850	1.0418	1.3403	1.88	1.232
	9.0	1.009	0.962	1.0474	1.3413	2.16	1.267
	10.0	1.134	1.075	1.0531	1.3422	2.45	1.303
	12.0	1.392	1.304	1.0647	1.3441	3.01	1.382
	14.0	1.661	1.538	1.0765	1.3460	3.76	1.469
	16.0	1.944	1.777	1.0885	1.3480	4.45	1.565
	18.0	2.240	2.022	1.1009	1.3500	5.25	1.671
	20.0	2.551	2.273	1.1135	1.3520	6.23	1.788
	22.0	2.878	2.529	1.1263	1.3540	7.38	1.914
	24.0	3.223	2.791	1.1395	1.3561	8.69	2.049
	26.0	3.585	3.059	1.1528	1.3582	10.12	2.198
	28.0	3.968	3.333	1.1665	1.3604	11.64	2.365
	30.0	4.373	3.614	1.1804	1.3625	13.23	2.553
	32.0	4.802	3.901	1.1945	1.3647	14.94	2.766
	34.0	5.257	4.194	1.2089	1.3669	16.81	3.001
	36.0	5.740	4.495	1.2236	1.3691	18.85	3.260
	38.0	6.254	4.803	1.2385	1.3713	21.09	3.544
	40.0	6.803	5.117	1.2536	1.3735	23.58	3.856
Potassium bicarbonate KHCO_3	0.5	0.050	0.050	1.0014	1.3335	0.18	1.009
	1.0	0.101	0.100	1.0046	1.3341	0.34	1.015
	2.0	0.204	0.202	1.0114	1.3353	0.67	1.027
	3.0	0.309	0.305	1.0181	1.3365	0.98	1.040
	4.0	0.416	0.409	1.0247	1.3376	1.29	1.053
	5.0	0.526	0.515	1.0310	1.3386	1.60	1.067
	6.0	0.638	0.622	1.0379	1.3397	1.91	1.081
	7.0	0.752	0.730	1.0446	1.3409	2.22	1.096
	8.0	0.869	0.840	1.0514	1.3419	2.53	1.112
	9.0	0.988	0.951	1.0581	1.3430	2.84	1.128
	10.0	1.110	1.064	1.0650	1.3441	3.16	1.145
	12.0	1.362	1.293	1.0788	1.3462	3.79	1.183
	14.0	1.626	1.528	1.0929	1.3484	4.41	1.224
	16.0	1.903	1.770	1.1073	1.3506		1.270
	18.0	2.193	2.017	1.1221	1.3528		1.319
	20.0	2.497	2.272	1.1372	1.3550		1.373
	22.0	2.817	2.533	1.1527	1.3572		1.432
	24.0	3.154	2.801	1.1685	1.3595		1.497
Potassium bromide KBr	0.5	0.042	0.042	1.0018	1.3336	0.15	1.000
	1.0	0.085	0.084	1.0054	1.3342	0.29	0.998
	2.0	0.171	0.170	1.0127	1.3354	0.59	0.994
	3.0	0.260	0.257	1.0200	1.3366	0.88	0.990
	4.0	0.350	0.345	1.0275	1.3379	1.18	0.985
	5.0	0.442	0.435	1.0350	1.3391	1.48	0.981
	6.0	0.536	0.526	1.0426	1.3403	1.78	0.977
	7.0	0.633	0.618	1.0503	1.3416	2.10	0.974
	8.0	0.731	0.711	1.0581	1.3429	2.42	0.970
	9.0	0.831	0.806	1.0660	1.3441	2.74	0.967
	10.0	0.934	0.903	1.0740	1.3454	3.07	0.964
	12.0	1.146	1.099	1.0903	1.3481	3.76	0.958
	14.0	1.368	1.302	1.1070	1.3507	4.49	0.953
	16.0	1.601	1.512	1.1242	1.3535	5.25	0.949
	18.0	1.845	1.727	1.1419	1.3562	6.04	0.946
	20.0	2.101	1.950	1.1601	1.3591	6.88	0.944
	22.0	2.370	2.179	1.1788	1.3620	7.76	0.943
	24.0	2.654	2.416	1.1980	1.3650	8.70	0.943
	26.0	2.952	2.661	1.2179	1.3680	9.68	0.944
	28.0	3.268	2.914	1.2383	1.3711	10.72	0.947
	30.0	3.601	3.175	1.2593	1.3743	11.82	0.952
	32.0	3.954	3.445	1.2810	1.3776	12.98	0.959
	34.0	4.329	3.724	1.3033	1.3809		0.968

Solute	Mass %	$m/\text{mol kg}^{-1}$	$c/\text{mol L}^{-1}$	$\rho/\text{g cm}^{-3}$	n	$\Delta/^\circ\text{C}$	$\eta/\text{mPa s}$
	36.0	4.727	4.012	1.3263	1.3843		0.979
	38.0	5.150	4.311	1.3501	1.3878		0.993
	40.0	5.602	4.620	1.3746	1.3914		1.010
Potassium carbonate K_2CO_3	0.5	0.036	0.036	1.0027	1.3339	0.18	1.013
	1.0	0.073	0.073	1.0072	1.3347	0.34	1.025
	2.0	0.148	0.147	1.0163	1.3365	0.66	1.048
	3.0	0.224	0.223	1.0254	1.3382	0.99	1.071
	4.0	0.301	0.299	1.0345	1.3399	1.32	1.094
	5.0	0.381	0.378	1.0437	1.3416	1.67	1.119
	6.0	0.462	0.457	1.0529	1.3433	2.03	1.146
	7.0	0.545	0.538	1.0622	1.3450	2.40	1.174
	8.0	0.629	0.620	1.0715	1.3467	2.77	1.204
	9.0	0.716	0.704	1.0809	1.3484	3.17	1.235
	10.0	0.804	0.789	1.0904	1.3501	3.57	1.269
	12.0	0.987	0.963	1.1095	1.3535	4.45	1.339
	14.0	1.178	1.144	1.1291	1.3569	5.39	1.414
	16.0	1.378	1.330	1.1490	1.3603	6.42	1.497
	18.0	1.588	1.523	1.1692	1.3637	7.55	1.594
	20.0	1.809	1.722	1.1898	1.3671	8.82	1.707
	24.0	2.285	2.139	1.2320	1.3739	11.96	1.978
	28.0	2.814	2.584	1.2755	1.3807	16.01	2.331
	32.0	3.405	3.057	1.3204	1.3874	21.46	2.834
	36.0	4.070	3.559	1.3665	1.3940	28.58	3.503
	40.0	4.824	4.093	1.4142	1.4006	37.55	4.360
	50.0	7.236	5.573	1.5404	1.4168		9.369
Potassium chloride KCl	0.5	0.067	0.067	1.0014	1.3337	0.23	1.000
	1.0	0.135	0.135	1.0046	1.3343	0.46	0.999
	2.0	0.274	0.271	1.0110	1.3357	0.92	0.999
	3.0	0.415	0.409	1.0174	1.3371	1.38	0.998
	4.0	0.559	0.549	1.0239	1.3384	1.85	0.997
	5.0	0.706	0.691	1.0304	1.3398	2.32	0.996
	6.0	0.856	0.835	1.0369	1.3411	2.80	0.994
	7.0	1.010	0.980	1.0434	1.3425	3.29	0.992
	8.0	1.166	1.127	1.0500	1.3438	3.80	0.990
	9.0	1.327	1.276	1.0566	1.3452	4.30	0.989
	10.0	1.490	1.426	1.0633	1.3466	4.81	0.988
	12.0	1.829	1.733	1.0768	1.3493	5.88	0.990
	14.0	2.184	2.048	1.0905	1.3521		0.994
	16.0	2.555	2.370	1.1043	1.3549		0.999
	18.0	2.944	2.701	1.1185	1.3577		1.004
	20.0	3.353	3.039	1.1328	1.3606		1.012
	22.0	3.783	3.386	1.1474	1.3635		1.024
	24.0	4.236	3.742	1.1623	1.3665		1.040
Potassium hydroxide KOH	0.5	0.090	0.089	1.0025	1.3340	0.30	1.010
	1.0	0.180	0.179	1.0068	1.3350	0.61	1.019
	2.0	0.364	0.362	1.0155	1.3369	1.24	1.038
	3.0	0.551	0.548	1.0242	1.3388	1.89	1.058
	4.0	0.743	0.736	1.0330	1.3408	2.57	1.079
	5.0	0.938	0.929	1.0419	1.3427	3.36	1.102
	6.0	1.138	1.124	1.0509	1.3445	4.14	1.126
	7.0	1.342	1.322	1.0599	1.3464	4.92	1.151
	8.0	1.550	1.524	1.0690	1.3483		1.177
	9.0	1.763	1.729	1.0781	1.3502		1.205
	10.0	1.980	1.938	1.0873	1.3520		1.233
	12.0	2.431	2.365	1.1059	1.3558		1.294
	14.0	2.902	2.806	1.1246	1.3595		1.361
	16.0	3.395	3.261	1.1435	1.3632		1.436
	18.0	3.913	3.730	1.1626	1.3670		1.521

Solute	Mass %	$m/\text{mol kg}^{-1}$	$c/\text{mol L}^{-1}$	$\rho/\text{g cm}^{-3}$	n	$\Delta/^\circ\text{C}$	$\eta/\text{mPa s}$
	20.0	4.456	4.213	1.1818	1.3707		1.619
	22.0	5.027	4.711	1.2014	1.3744		1.732
	24.0	5.629	5.223	1.2210	1.3781		1.861
	26.0	6.262	5.750	1.2408	1.3818		2.006
	28.0	6.931	6.293	1.2609	1.3854		2.170
	30.0	7.639	6.851	1.2813	1.3889		2.357
	40.0	11.882	9.896	1.3881	1.4068		3.879
	50.0	17.824	13.389	1.5024	1.4247		7.892
Potassium iodide	0.5	0.030	0.030	1.0019	1.3337	0.11	0.999
KI	1.0	0.061	0.061	1.0056	1.3343	0.22	0.997
	2.0	0.123	0.122	1.0131	1.3357	0.43	0.991
	3.0	0.186	0.184	1.0206	1.3370	0.64	0.986
	4.0	0.251	0.248	1.0282	1.3384	0.86	0.981
	5.0	0.317	0.312	1.0360	1.3397	1.08	0.976
	6.0	0.385	0.377	1.0438	1.3411	1.30	0.969
	7.0	0.453	0.443	1.0517	1.3425	1.53	0.963
	8.0	0.524	0.511	1.0598	1.3440	1.77	0.957
	9.0	0.596	0.579	1.0679	1.3454	2.01	0.951
	10.0	0.669	0.648	1.0762	1.3469	2.26	0.946
	12.0	0.821	0.790	1.0931	1.3498	2.77	0.937
	14.0	0.981	0.937	1.1105	1.3529	3.30	0.929
	16.0	1.147	1.088	1.1284	1.3560	3.87	0.921
	18.0	1.322	1.244	1.1469	1.3593	4.46	0.915
	20.0	1.506	1.405	1.1659	1.3626	5.09	0.910
	22.0	1.699	1.571	1.1856	1.3661	5.76	0.905
	24.0	1.902	1.744	1.2060	1.3696	6.46	0.901
	26.0	2.117	1.922	1.2270	1.3733	7.21	0.898
	28.0	2.343	2.106	1.2487	1.3771	8.01	0.895
	30.0	2.582	2.297	1.2712	1.3810	8.86	0.892
	32.0	2.835	2.495	1.2944	1.3851	9.76	0.891
	34.0	3.103	2.700	1.3185	1.3893	10.72	0.890
	36.0	3.388	2.913	1.3434	1.3936	11.73	0.890
	38.0	3.692	3.134	1.3692	1.3981	12.81	0.893
	40.0	4.016	3.364	1.3959	1.4027	13.97	0.897
Potassium nitrate	0.5	0.050	0.050	1.0014	1.3335	0.17	0.999
KNO ₃	1.0	0.100	0.099	1.0045	1.3339	0.33	0.996
	2.0	0.202	0.200	1.0108	1.3349	0.64	0.990
	3.0	0.306	0.302	1.0171	1.3358	0.94	0.986
	4.0	0.412	0.405	1.0234	1.3368	1.22	0.983
	5.0	0.521	0.509	1.0298	1.3377	1.50	0.980
	6.0	0.631	0.615	1.0363	1.3386	1.76	0.977
	7.0	0.744	0.722	1.0428	1.3396	2.02	0.975
	8.0	0.860	0.830	1.0494	1.3405	2.27	0.973
	9.0	0.978	0.940	1.0560	1.3415	2.52	0.971
	10.0	1.099	1.051	1.0627	1.3425	2.75	0.970
	12.0	1.349	1.277	1.0762	1.3444		0.970
	14.0	1.610	1.509	1.0899	1.3463		0.972
	16.0	1.884	1.747	1.1039	1.3482		0.976
	18.0	2.171	1.991	1.1181	1.3502		0.982
	20.0	2.473	2.240	1.1326	1.3521		0.990
	22.0	2.790	2.497	1.1473	1.3541		0.999
	24.0	3.123	2.759	1.1623	1.3561		1.010
Potassium permanganate	0.5	0.032	0.032	1.0017		0.11	1.001
KMnO ₄	1.0	0.064	0.064	1.0051		0.22	1.000
	1.5	0.096	0.096	1.0085		0.32	0.999
	2.0	0.129	0.128	1.0118		0.43	0.998
	3.0	0.196	0.193	1.0186			0.995
	4.0	0.264	0.260	1.0254			0.992

Solute	Mass %	$m/\text{mol kg}^{-1}$	$c/\text{mol L}^{-1}$	$\rho/\text{g cm}^{-3}$	n	$\Delta/^\circ\text{C}$	$\eta/\text{mPa s}$
	5.0	0.333	0.327	1.0322			0.989
	6.0	0.404	0.394	1.0390			0.985
Potassium	0.5	0.029	0.029	1.0025	1.3338	0.13	1.013
hydrogen	1.0	0.058	0.058	1.0068	1.3345	0.25	1.023
phosphate	1.5	0.087	0.087	1.0110	1.3353	0.37	1.034
K_2HPO_4	2.0	0.117	0.117	1.0153	1.3361	0.49	1.046
	2.5	0.147	0.146	1.0195	1.3368	0.61	1.057
	3.0	0.178	0.176	1.0238	1.3376	0.73	1.069
	3.5	0.208	0.207	1.0281	1.3384	0.86	1.081
	4.0	0.239	0.237	1.0324	1.3392	0.97	1.094
	4.5	0.271	0.268	1.0368	1.3399	1.10	1.107
	5.0	0.302	0.299	1.0412	1.3407	1.22	1.120
	6.0	0.366	0.362	1.0500	1.3422	1.46	1.147
	7.0	0.432	0.426	1.0590	1.3438	1.70	1.177
	8.0	0.499	0.491	1.0680	1.3453	1.95	1.209
Potassium	0.5	0.037	0.037	1.0018	1.3336	0.13	1.010
dihydrogen	1.0	0.074	0.074	1.0053	1.3342	0.25	1.019
phosphate	1.5	0.112	0.111	1.0089	1.3348	0.37	1.028
KH_2PO_4	2.0	0.150	0.149	1.0125	1.3354	0.49	1.038
	3.0	0.227	0.225	1.0197	1.3365	0.72	1.060
	4.0	0.306	0.302	1.0269	1.3377	0.96	1.083
	5.0	0.387	0.380	1.0342	1.3388	1.19	1.108
	6.0	0.469	0.459	1.0414	1.3400	1.41	1.133
	7.0	0.553	0.539	1.0486	1.3411	1.63	1.160
	8.0	0.639	0.621	1.0558	1.3422	1.84	1.187
	9.0	0.727	0.703	1.0630	1.3434	2.04	1.215
	10.0	0.816	0.786	1.0703	1.3445	2.23	1.245
Potassium	0.5	0.029	0.029	1.0022	1.3336	0.14	1.006
sulfate	1.0	0.058	0.058	1.0062	1.3343	0.26	1.011
K_2SO_4	2.0	0.117	0.116	1.0143	1.3355	0.50	1.021
	3.0	0.177	0.176	1.0224	1.3368	0.73	1.033
	4.0	0.239	0.237	1.0306	1.3380	0.95	1.045
	5.0	0.302	0.298	1.0388	1.3393	1.17	1.058
	6.0	0.366	0.360	1.0470	1.3405		1.072
	7.0	0.432	0.424	1.0553	1.3417		1.087
	8.0	0.499	0.488	1.0637	1.3428		1.102
	9.0	0.568	0.554	1.0721	1.3440		1.117
	10.0	0.638	0.620	1.0806	1.3452		1.132
1-Propanol	1.0	0.168	0.166	0.9963	1.3339	0.31	1.051
$\text{CH}_3\text{CH}_2\text{CH}_2\text{OH}$	2.0	0.340	0.331	0.9946	1.3348	0.61	1.100
	3.0	0.515	0.496	0.9928	1.3357	0.93	1.152
	4.0	0.693	0.660	0.9911	1.3366	1.24	1.208
	5.0	0.876	0.823	0.9896	1.3376	1.57	1.267
	6.0	1.062	0.987	0.9882	1.3385	1.91	1.325
	7.0	1.252	1.149	0.9868	1.3394	2.26	1.387
	8.0	1.447	1.312	0.9855	1.3404	2.61	1.449
	9.0	1.646	1.474	0.9842	1.3414	2.99	1.514
	10.0	1.849	1.635	0.9829	1.3423	3.36	1.577
	12.0	2.269	1.958	0.9804	1.3442	4.09	1.710
	14.0	2.709	2.278	0.9779	1.3460	4.91	1.849
	16.0	3.169	2.595	0.9749	1.3477	5.78	1.986
	18.0	3.652	2.911	0.9719	1.3494	6.67	2.106
	20.0	4.160	3.223	0.9686	1.3510	7.76	2.218
	24.0	5.254	3.838	0.9612	1.3539	9.12	2.432
	28.0	6.471	4.441	0.9533	1.3566	10.17	2.612
	32.0	7.830	5.033	0.9452	1.3592	10.66	2.765
	36.0	9.359	5.613	0.9370	1.3614		2.900

Solute	Mass %	$m/\text{mol kg}^{-1}$	$c/\text{mol L}^{-1}$	$\rho/\text{g cm}^{-3}$	n	$\Delta/^\circ\text{C}$	$\eta/\text{mPa s}$
	40.0	11.093	6.182	0.9288	1.3635		3.010
	60.0	24.958	8.860	0.8875	1.3734		3.186
	80.0	66.556	11.275	0.8470	1.3812		2.822
	100.0		13.368	0.8034	1.3852		2.227
2-Propanol	1.0	0.168	0.166	0.9960	1.3338	0.30	1.056
$\text{CH}_3\text{CHOHCH}_3$	2.0	0.340	0.331	0.9939	1.3346	0.60	1.112
	3.0	0.515	0.495	0.9920	1.3355	0.93	1.166
	4.0	0.693	0.659	0.9902	1.3364	1.26	1.225
	5.0	0.876	0.822	0.9884	1.3373	1.61	1.287
	6.0	1.062	0.985	0.9871	1.3382	1.96	1.352
	7.0	1.252	1.148	0.9855	1.3392	2.32	1.417
	8.0	1.447	1.310	0.9843	1.3400	2.68	1.485
	9.0	1.646	1.472	0.9831	1.3410	3.06	1.553
	10.0	1.849	1.633	0.9816	1.3420	3.48	1.629
	12.0	2.269	1.955	0.9793	1.3439	4.43	1.794
	14.0	2.709	2.276	0.9772	1.3459	5.29	1.970
	16.0	3.169	2.596	0.9751	1.3478	6.36	2.160
	18.0	3.652	2.913	0.9725	1.3496	7.40	2.352
	20.0	4.160	3.227	0.9696	1.3514	8.52	2.550
	40.0	11.093	6.191	0.9302	1.3642		
	60.0	24.958	8.809	0.8824	1.3717		
	80.0	66.556	11.103	0.8341	1.3742		
	100.0		13.058	0.7848	1.3776		
Silver	0.5	0.030	0.030	1.0027	1.3336	0.10	1.003
nitrate	1.0	0.059	0.059	1.0070	1.3342	0.20	1.005
AgNO_3	2.0	0.120	0.120	1.0154	1.3352	0.40	1.009
	3.0	0.182	0.181	1.0239	1.3363	0.59	1.013
	4.0	0.245	0.243	1.0327	1.3374	0.78	1.016
	5.0	0.310	0.307	1.0417	1.3385	0.96	1.020
	6.0	0.376	0.371	1.0506	1.3396	1.15	1.024
	7.0	0.443	0.437	1.0597	1.3407	1.33	1.027
	8.0	0.512	0.503	1.0690	1.3419	1.51	1.031
	9.0	0.582	0.571	1.0785	1.3431	1.69	1.035
	10.0	0.654	0.641	1.0882	1.3443	1.87	1.039
	12.0	0.803	0.783	1.1079	1.3467	2.21	1.049
	14.0	0.958	0.930	1.1284	1.3493	2.55	1.060
	16.0	1.121	1.083	1.1496	1.3519	2.86	1.072
	18.0	1.292	1.241	1.1715	1.3546		1.086
	20.0	1.472	1.406	1.1942	1.3574		1.101
	22.0	1.660	1.577	1.2177	1.3602		1.117
	24.0	1.859	1.755	1.2420	1.3632		1.135
	26.0	2.068	1.940	1.2672	1.3662		1.154
	28.0	2.289	2.132	1.2933	1.3694		1.176
	30.0	2.523	2.332	1.3204	1.3726		1.200
	32.0	2.770	2.541	1.3487	1.3760		1.227
	34.0	3.033	2.758	1.3780	1.3795		1.257
	36.0	3.311	2.985	1.4087	1.3832		1.290
	38.0	3.608	3.223	1.4407	1.3871		1.326
	40.0	3.925	3.472	1.4743	1.3911		1.366
Sodium	0.5	0.061	0.061	1.0008	1.3337	0.22	1.021
acetate	1.0	0.123	0.122	1.0034	1.3344	0.43	1.040
CH_3COONa	2.0	0.249	0.246	1.0085	1.3358	0.88	1.080
	3.0	0.377	0.371	1.0135	1.3372	1.34	1.124
	4.0	0.508	0.497	1.0184	1.3386	1.82	1.171
	5.0	0.642	0.624	1.0234	1.3400	2.32	1.222
	6.0	0.778	0.752	1.0283	1.3414	2.85	1.278
	7.0	0.918	0.882	1.0334	1.3428	3.40	1.337
	8.0	1.060	1.013	1.0386	1.3442	3.98	1.401

Solute	Mass %	$m/\text{mol kg}^{-1}$	$c/\text{mol L}^{-1}$	$\rho/\text{g cm}^{-3}$	n	$\Delta/^\circ\text{C}$	$\eta/\text{mPa s}$
	9.0	1.206	1.145	1.0440	1.3456	4.57	1.468
	10.0	1.354	1.279	1.0495	1.3470		1.539
	12.0	1.662	1.552	1.0607	1.3498		1.688
	14.0	1.984	1.829	1.0718	1.3526		1.855
	16.0	2.322	2.112	1.0830	1.3554		2.054
	18.0	2.676	2.400	1.0940	1.3583		2.284
	20.0	3.047	2.694	1.1050	1.3611		2.567
	22.0	3.438	2.993	1.1159	1.3639		2.948
	24.0	3.849	3.297	1.1268	1.3666		3.400
	26.0	4.283	3.606	1.1377	1.3693		3.877
	28.0	4.741	3.921	1.1488	1.3720		4.388
	30.0	5.224	4.243	1.1602	1.3748		4.940
Sodium bicarbonate NaHCO_3	0.5	0.060	0.060	1.0018	1.3337	0.20	1.015
	1.0	0.120	0.120	1.0054	1.3344	0.40	1.028
	1.5	0.181	0.180	1.0089	1.3351	0.59	1.042
	2.0	0.243	0.241	1.0125	1.3357	0.78	1.057
	2.5	0.305	0.302	1.0160	1.3364	0.98	1.071
	3.0	0.368	0.364	1.0196	1.3370	1.16	1.086
	3.5	0.432	0.426	1.0231	1.3377	1.35	1.102
	4.0	0.496	0.489	1.0266	1.3383	1.54	1.118
	4.5	0.561	0.552	1.0301	1.3390	1.72	1.134
	5.0	0.627	0.615	1.0337	1.3396	1.90	1.151
	5.5	0.693	0.679	1.0372	1.3403	2.08	1.168
	6.0	0.760	0.743	1.0408	1.3409	2.26	1.185
Sodium bromide NaBr	0.5	0.049	0.049	1.0021	1.3337	0.17	1.004
	1.0	0.098	0.098	1.0060	1.3344	0.34	1.007
	2.0	0.198	0.197	1.0139	1.3358	0.69	1.012
	3.0	0.301	0.298	1.0218	1.3372	1.04	1.017
	4.0	0.405	0.400	1.0298	1.3386	1.39	1.022
	5.0	0.512	0.504	1.0380	1.3401	1.76	1.028
	6.0	0.620	0.610	1.0462	1.3415	2.14	1.034
	7.0	0.732	0.717	1.0546	1.3430	2.53	1.040
	8.0	0.845	0.826	1.0630	1.3445	2.93	1.046
	9.0	0.961	0.937	1.0716	1.3460	3.34	1.053
	10.0	1.080	1.050	1.0803	1.3475	3.77	1.060
	12.0	1.325	1.281	1.0981	1.3506	4.67	1.077
	14.0	1.582	1.519	1.1164	1.3538	5.65	1.096
	16.0	1.851	1.765	1.1352	1.3570	6.74	1.119
	18.0	2.133	2.020	1.1546	1.3604		1.144
	20.0	2.430	2.283	1.1745	1.3638		1.174
	22.0	2.741	2.555	1.1951	1.3673		1.207
	24.0	3.069	2.837	1.2163	1.3708		1.244
	26.0	3.415	3.129	1.2382	1.3745		1.287
	28.0	3.780	3.431	1.2608	1.3783		1.336
	30.0	4.165	3.744	1.2842	1.3822		1.395
	32.0	4.574	4.069	1.3083	1.3862		1.465
	34.0	5.007	4.406	1.3333	1.3903		1.546
	36.0	5.467	4.755	1.3592	1.3946		1.639
	38.0	5.957	5.119	1.3860	1.3990		1.745
	40.0	6.479	5.496	1.4138	1.4035		1.866
Sodium carbonate Na_2CO_3	0.5	0.047	0.047	1.0034	1.3341	0.22	1.025
	1.0	0.095	0.095	1.0086	1.3352	0.43	1.049
	2.0	0.193	0.192	1.0190	1.3375	0.75	1.102
	3.0	0.292	0.291	1.0294	1.3397	1.08	1.159
	4.0	0.393	0.392	1.0398	1.3419	1.42	1.222
	5.0	0.497	0.495	1.0502	1.3440	1.77	1.292
	6.0	0.602	0.600	1.0606	1.3462	2.13	1.367
	7.0	0.710	0.707	1.0711	1.3483		1.448

Solute	Mass %	$m/\text{mol kg}^{-1}$	$c/\text{mol L}^{-1}$	$\rho/\text{g cm}^{-3}$	n	$\Delta/^\circ\text{C}$	$\eta/\text{mPa s}$
	8.0	0.820	0.816	1.0816	1.3504		1.538
	9.0	0.933	0.927	1.0922	1.3525		1.638
	10.0	1.048	1.041	1.1029	1.3547		1.754
	11.0	1.166	1.156	1.1136	1.3568		1.884
	12.0	1.287	1.273	1.1244	1.3589		2.028
	13.0	1.410	1.392	1.1353	1.3610		2.186
	14.0	1.536	1.514	1.1463	1.3631		2.361
	15.0	1.665	1.638	1.1574	1.3652		2.551
Sodium chloride NaCl	0.5	0.086	0.086	1.0018	1.3339	0.30	1.011
	1.0	0.173	0.172	1.0053	1.3347	0.59	1.020
	2.0	0.349	0.346	1.0125	1.3365	1.19	1.036
	3.0	0.529	0.523	1.0196	1.3383	1.79	1.052
	4.0	0.713	0.703	1.0268	1.3400	2.41	1.068
	5.0	0.901	0.885	1.0340	1.3418	3.05	1.085
	6.0	1.092	1.069	1.0413	1.3435	3.70	1.104
	7.0	1.288	1.256	1.0486	1.3453	4.38	1.124
	8.0	1.488	1.445	1.0559	1.3470	5.08	1.145
	9.0	1.692	1.637	1.0633	1.3488	5.81	1.168
	10.0	1.901	1.832	1.0707	1.3505	6.56	1.193
	12.0	2.333	2.229	1.0857	1.3541	8.18	1.250
	14.0	2.785	2.637	1.1008	1.3576	9.94	1.317
	16.0	3.259	3.056	1.1162	1.3612	11.89	1.388
	18.0	3.756	3.486	1.1319	1.3648	14.04	1.463
	20.0	4.278	3.928	1.1478	1.3684	16.46	1.557
	22.0	4.826	4.382	1.1640	1.3721	19.18	1.676
	24.0	5.403	4.847	1.1804	1.3757		1.821
	26.0	6.012	5.326	1.1972	1.3795		1.990
Sodium citrate (HO)C(COONa) ₃	1.0	0.039	0.039	1.0049	1.3348	0.20	1.043
	2.0	0.079	0.078	1.0120	1.3366	0.39	1.081
	3.0	0.120	0.118	1.0186	1.3383	0.59	1.122
	4.0	0.161	0.159	1.0260	1.3401	0.79	1.166
	5.0	0.204	0.200	1.0331	1.3419	0.97	1.210
	6.0	0.247	0.242	1.0405	1.3437	1.17	1.263
	7.0	0.292	0.284	1.0482	1.3455	1.36	1.314
	8.0	0.337	0.327	1.0557	1.3473	1.57	1.371
	9.0	0.383	0.371	1.0632	1.3491	1.77	1.427
	10.0	0.431	0.415	1.0708	1.3509	1.96	1.499
	12.0	0.528	0.505	1.0861	1.3546	2.38	1.649
	14.0	0.631	0.598	1.1019	1.3583	2.82	1.832
	16.0	0.738	0.693	1.1173	1.3618	3.27	2.045
	18.0	0.851	0.790	1.1327	1.3656	3.82	2.290
	20.0	0.969	0.891	1.1492	1.3693	4.39	2.596
	24.0	1.224	1.099	1.1813	1.3767		3.409
	28.0	1.507	1.318	1.2151	1.3845		4.586
	32.0	1.823	1.548	1.2487	1.3923		6.541
	36.0	2.180	1.792	1.2843	1.4001		9.788
Sodium hydroxide NaOH	0.5	0.126	0.125	1.0039	1.3344	0.43	1.027
	1.0	0.253	0.252	1.0095	1.3358	0.86	1.054
	2.0	0.510	0.510	1.0207	1.3386	1.74	1.112
	3.0	0.773	0.774	1.0318	1.3414	2.64	1.176
	4.0	1.042	1.043	1.0428	1.3441	3.59	1.248
	5.0	1.316	1.317	1.0538	1.3467	4.57	1.329
	6.0	1.596	1.597	1.0648	1.3494	5.60	1.416
	7.0	1.882	1.883	1.0758	1.3520	6.69	1.510
	8.0	2.174	2.174	1.0869	1.3546	7.87	1.616
	9.0	2.473	2.470	1.0979	1.3572	9.12	1.737
	10.0	2.778	2.772	1.1089	1.3597	10.47	1.882
	12.0	3.409	3.393	1.1309	1.3648	13.42	2.201

Solute	Mass %	$m/\text{mol kg}^{-1}$	$c/\text{mol L}^{-1}$	$\rho/\text{g cm}^{-3}$	n	$\Delta/^\circ\text{C}$	$\eta/\text{mPa s}$
	14.0	4.070	4.036	1.1530	1.3697	16.76	2.568
	15.0	4.412	4.365	1.1640	1.3722		2.789
	16.0	4.762	4.701	1.1751	1.3746		3.043
	18.0	5.488	5.387	1.1971	1.3793		3.698
	20.0	6.250	6.096	1.2192	1.3840		4.619
	22.0	7.052	6.827	1.2412	1.3885		5.765
	24.0	7.895	7.579	1.2631	1.3929		7.100
	26.0	8.784	8.352	1.2848	1.3971		8.744
	28.0	9.723	9.145	1.3064	1.4012		10.832
	30.0	10.715	9.958	1.3277	1.4051		13.517
	32.0	11.766	10.791	1.3488	1.4088		16.844
	34.0	12.880	11.643	1.3697	1.4123		20.751
	36.0	14.064	12.512	1.3901	1.4156		25.290
	38.0	15.324	13.398	1.4102	1.4186		30.461
	40.0	16.668	14.300	1.4299	1.4215		36.312
Sodium	0.5	0.059	0.059	1.0016	1.3336	0.20	1.004
nitrate	1.0	0.119	0.118	1.0050	1.3341	0.40	1.007
NaNO_3	2.0	0.240	0.238	1.0117	1.3353	0.79	1.012
	3.0	0.364	0.359	1.0185	1.3364	1.18	1.018
	4.0	0.490	0.483	1.0254	1.3375	1.56	1.025
	5.0	0.619	0.607	1.0322	1.3387	1.94	1.032
	6.0	0.751	0.734	1.0392	1.3398	2.32	1.040
	7.0	0.886	0.862	1.0462	1.3409	2.70	1.049
	8.0	1.023	0.991	1.0532	1.3421	3.08	1.059
	9.0	1.164	1.123	1.0603	1.3432	3.46	1.069
	10.0	1.307	1.256	1.0674	1.3443	3.84	1.081
	12.0	1.604	1.527	1.0819	1.3466	4.60	1.107
	14.0	1.915	1.806	1.0967	1.3489	5.37	1.138
	18.0	2.583	2.387	1.1272	1.3536	6.98	1.215
	20.0	2.941	2.689	1.1429	1.3559	7.81	1.263
	30.0	5.042	4.326	1.2256	1.3678		1.609
	40.0	7.844	6.200	1.3175	1.3802		2.226
Sodium	0.5	0.031	0.031	1.0042	1.3343	0.19	1.033
phosphate	1.0	0.062	0.062	1.0100	1.3356	0.37	1.064
Na_3PO_4	1.5	0.093	0.093	1.0158	1.3369	0.53	1.094
	2.0	0.124	0.125	1.0216	1.3381	0.67	1.126
	2.5	0.156	0.157	1.0275	1.3394	0.79	1.161
	3.0	0.189	0.189	1.0335	1.3406		1.198
	3.5	0.221	0.222	1.0395	1.3419		1.238
	4.0	0.254	0.255	1.0456	1.3432		1.281
	4.5	0.287	0.289	1.0517	1.3444		1.327
	5.0	0.321	0.323	1.0579	1.3457		1.375
	5.5	0.355	0.357	1.0642	1.3470		1.426
	6.0	0.389	0.392	1.0705	1.3482		1.480
	6.5	0.424	0.427	1.0768	1.3495		1.538
	7.0	0.459	0.462	1.0832	1.3507		1.598
	7.5	0.495	0.498	1.0896	1.3519		1.662
	8.0	0.530	0.535	1.0961	1.3532		1.729
Sodium hydrogen	0.5	0.035	0.035	1.0032	1.3340	0.17	1.021
phosphate	1.0	0.071	0.071	1.0082	1.3349	0.32	1.042
Na_2HPO_4	1.5	0.107	0.107	1.0131	1.3358	0.46	1.064
	2.0	0.144	0.143	1.0180	1.3368		1.088
	2.5	0.181	0.180	1.0229	1.3377		1.113
	3.0	0.218	0.217	1.0279	1.3386		1.138
	3.5	0.255	0.255	1.0328	1.3396		1.165
	4.0	0.293	0.292	1.0378	1.3405		1.193
	4.5	0.332	0.331	1.0428	1.3414		1.223
	5.0	0.371	0.369	1.0478	1.3424		1.254

Solute	Mass %	$m/\text{mol kg}^{-1}$	$c/\text{mol L}^{-1}$	$\rho/\text{g cm}^{-3}$	n	$\Delta/^\circ\text{C}$	$\eta/\text{mPa s}$
	5.5	0.410	0.408	1.0528	1.3433		1.286
Sodium	0.5	0.042	0.042	1.0019	1.3336	0.14	1.018
dihydrogen	1.0	0.084	0.084	1.0056	1.3343	0.28	1.035
phosphate	1.5	0.127	0.126	1.0094	1.3349	0.42	1.051
NaH_2PO_4	2.0	0.170	0.169	1.0131	1.3356	0.56	1.068
	2.5	0.214	0.212	1.0168	1.3362	0.70	1.085
	3.0	0.258	0.255	1.0206	1.3369	0.84	1.103
	3.5	0.302	0.299	1.0244	1.3375	0.98	1.121
	4.0	0.347	0.343	1.0281	1.3382	1.12	1.140
	4.5	0.393	0.387	1.0319	1.3388	1.25	1.160
	5.0	0.439	0.432	1.0358	1.3395	1.39	1.180
	6.0	0.532	0.522	1.0434	1.3408	1.65	1.223
	7.0	0.627	0.613	1.0511	1.3421	1.89	1.270
	8.0	0.725	0.706	1.0589	1.3434	2.12	1.319
	9.0	0.824	0.800	1.0668	1.3447	2.35	1.371
	10.0	0.926	0.896	1.0747	1.3460	2.58	1.428
	12.0	1.137	1.091	1.0907	1.3486	3.06	1.552
	14.0	1.357	1.292	1.1070	1.3512	3.53	1.694
	16.0	1.588	1.499	1.1236	1.3538	4.03	1.861
	18.0	1.830	1.711	1.1404	1.3565	4.55	2.050
	20.0	2.084	1.930	1.1576	1.3592	5.10	2.283
	22.0	2.351	2.155	1.1752	1.3618		2.550
	24.0	2.632	2.387	1.1931	1.3646		2.850
	26.0	2.929	2.625	1.2113	1.3673		3.214
	28.0	3.242	2.870	1.2299	1.3700		3.682
	30.0	3.572	3.123	1.2488	1.3728		4.300
	32.0	3.923	3.383	1.2682	1.3756		5.079
	34.0	4.294	3.650	1.2879	1.3784		6.008
	36.0	4.689	3.925	1.3080	1.3812		7.098
	38.0	5.109	4.208	1.3285	1.3840		8.363
	40.0	5.557	4.499	1.3493	1.3869		9.814
Sodium	0.5	0.035	0.035	1.0027	1.3338	0.17	1.013
sulfate	1.0	0.071	0.071	1.0071	1.3345	0.32	1.026
Na_2SO_4	2.0	0.144	0.143	1.0161	1.3360	0.61	1.058
	3.0	0.218	0.217	1.0252	1.3376	0.87	1.091
	4.0	0.293	0.291	1.0343	1.3391	1.13	1.126
	5.0	0.371	0.367	1.0436	1.3406	1.36	1.163
	6.0	0.449	0.445	1.0526	1.3420	1.56	1.202
	7.0	0.530	0.523	1.0619	1.3435		1.244
	8.0	0.612	0.603	1.0713	1.3449		1.289
	9.0	0.696	0.685	1.0808	1.3464		1.337
	10.0	0.782	0.768	1.0905	1.3479		1.390
	12.0	0.960	0.938	1.1101	1.3509		1.508
	14.0	1.146	1.114	1.1301	1.3539		1.646
	16.0	1.341	1.296	1.1503	1.3567		1.812
	18.0	1.545	1.483	1.1705	1.3595		2.005
	20.0	1.760	1.677	1.1907	1.3620		2.227
	22.0	1.986	1.875	1.2106	1.3643		2.481
Sodium	0.5	0.032	0.032	1.0024	1.3340	0.14	1.012
thiosulfate	1.0	0.064	0.064	1.0065	1.3351	0.28	1.023
$\text{Na}_2\text{S}_2\text{O}_3$	2.0	0.129	0.128	1.0148	1.3371	0.57	1.044
	3.0	0.196	0.194	1.0231	1.3392	0.84	1.066
	4.0	0.264	0.261	1.0315	1.3413	1.09	1.090
	5.0	0.333	0.329	1.0399	1.3434	1.34	1.115
	6.0	0.404	0.398	1.0483	1.3454	1.59	1.141
	7.0	0.476	0.468	1.0568	1.3475	1.83	1.169
	8.0	0.550	0.539	1.0654	1.3496	2.06	1.199
	9.0	0.626	0.611	1.0740	1.3517	2.30	1.231

Solute	Mass %	$m/\text{mol kg}^{-1}$	$c/\text{mol L}^{-1}$	$\rho/\text{g cm}^{-3}$	n	$\Delta/^\circ\text{C}$	$\eta/\text{mPa s}$
	10.0	0.703	0.685	1.0827	1.3538	2.55	1.267
	12.0	0.862	0.835	1.1003	1.3581	3.06	1.345
	14.0	1.030	0.990	1.1182	1.3624	3.60	1.435
	16.0	1.205	1.150	1.1365	1.3667	4.17	1.537
	18.0	1.388	1.315	1.1551	1.3711	4.76	1.657
	20.0	1.581	1.485	1.1740	1.3756	5.37	1.798
	30.0	2.711	2.417	1.2739	1.3987		2.903
	40.0	4.216	3.498	1.3827	1.4229		5.758
Strontium chloride SrCl_2	0.5	0.032	0.032	1.0027	1.3339	0.16	1.012
	1.0	0.064	0.064	1.0071	1.3348	0.31	1.021
	2.0	0.129	0.128	1.0161	1.3366	0.62	1.039
	3.0	0.195	0.194	1.0252	1.3384	0.93	1.057
	4.0	0.263	0.261	1.0344	1.3402	1.26	1.076
	5.0	0.332	0.329	1.0437	1.3421	1.61	1.096
	6.0	0.403	0.399	1.0532	1.3440	1.98	1.116
	7.0	0.475	0.469	1.0628	1.3459	2.38	1.136
	8.0	0.549	0.541	1.0726	1.3478	2.80	1.157
	9.0	0.624	0.615	1.0825	1.3498	3.25	1.180
	10.0	0.701	0.689	1.0925	1.3518	3.74	1.204
	12.0	0.860	0.843	1.1131	1.3558	4.81	1.258
	14.0	1.027	1.002	1.1342	1.3599	6.03	1.317
	16.0	1.202	1.167	1.1558	1.3641	7.41	1.383
	18.0	1.385	1.338	1.1780	1.3684	8.98	1.460
	20.0	1.577	1.515	1.2008	1.3728	10.74	1.549
	22.0	1.779	1.699	1.2241	1.3772	12.74	1.650
	24.0	1.992	1.890	1.2481	1.3817	14.99	1.765
	26.0	2.216	2.087	1.2728	1.3864		1.897
	28.0	2.453	2.293	1.2983	1.3911		2.056
	30.0	2.703	2.507	1.3248	1.3961		2.245
	32.0	2.968	2.730	1.3523	1.4013		2.527
	34.0	3.250	2.962	1.3811	1.4067		2.846
	36.0	3.548	3.205	1.4114	1.4124		3.206
Sucrose $\text{C}_{12}\text{H}_{22}\text{O}_{11}$	0.5	0.015	0.015	1.0002	1.3337	0.03	1.015
	1.0	0.030	0.029	1.0021	1.3344	0.06	1.028
	2.0	0.060	0.059	1.0060	1.3359	0.11	1.055
	3.0	0.090	0.089	1.0099	1.3373	0.17	1.084
	4.0	0.122	0.118	1.0139	1.3388	0.23	1.114
	5.0	0.154	0.149	1.0178	1.3403	0.29	1.146
	6.0	0.186	0.179	1.0218	1.3418	0.35	1.179
	7.0	0.220	0.210	1.0259	1.3433	0.42	1.215
	8.0	0.254	0.241	1.0299	1.3448	0.49	1.254
	9.0	0.289	0.272	1.0340	1.3463	0.55	1.294
	10.0	0.325	0.303	1.0381	1.3478	0.63	1.336
	12.0	0.398	0.367	1.0465	1.3509	0.77	1.429
	14.0	0.476	0.431	1.0549	1.3541	0.93	1.534
	16.0	0.556	0.497	1.0635	1.3573	1.10	1.653
	18.0	0.641	0.564	1.0722	1.3606	1.27	1.790
	20.0	0.730	0.632	1.0810	1.3639	1.47	1.945
	22.0	0.824	0.700	1.0899	1.3672	1.67	2.124
	24.0	0.923	0.771	1.0990	1.3706	1.89	2.331
	26.0	1.026	0.842	1.1082	1.3741	2.12	2.573
	28.0	1.136	0.914	1.1175	1.3776	2.37	2.855
	30.0	1.252	0.988	1.1270	1.3812	2.64	3.187
	32.0	1.375	1.063	1.1366	1.3848	2.94	3.762
	34.0	1.505	1.139	1.1464	1.3885	3.27	4.052
	36.0	1.643	1.216	1.1562	1.3922	3.63	4.621
	38.0	1.791	1.295	1.1663	1.3960	4.02	5.315
	40.0	1.948	1.375	1.1765	1.3999	4.45	6.162
	42.0	2.116	1.456	1.1868	1.4038	4.93	7.234

Solute	Mass %	$m/\text{mol kg}^{-1}$	$c/\text{mol L}^{-1}$	$\rho/\text{g cm}^{-3}$	n	$\Delta/^\circ\text{C}$	$\eta/\text{mPa s}$
	44.0	2.295	1.539	1.1972	1.4078		8.596
	46.0	2.489	1.623	1.2079	1.4118		10.301
	48.0	2.697	1.709	1.2186	1.4159		12.515
	50.0	2.921	1.796	1.2295	1.4201		15.431
	60.0	4.382	2.255	1.2864	1.4419		58.487
	70.0	6.817	2.755	1.3472	1.4654		481.561
	80.0	11.686	3.299	1.4117	1.4906		
Sulfuric acid H_2SO_4	0.5	0.051	0.051	1.0016	1.3336	0.21	1.010
	1.0	0.103	0.102	1.0049	1.3342	0.42	1.019
	2.0	0.208	0.206	1.0116	1.3355	0.80	1.036
	3.0	0.315	0.311	1.0183	1.3367	1.17	1.059
	4.0	0.425	0.418	1.0250	1.3379	1.60	1.085
	5.0	0.537	0.526	1.0318	1.3391	2.05	1.112
	6.0	0.651	0.635	1.0385	1.3403	2.50	1.136
	7.0	0.767	0.746	1.0453	1.3415	2.95	1.159
	8.0	0.887	0.858	1.0522	1.3427	3.49	1.182
	9.0	1.008	0.972	1.0591	1.3439	4.08	1.206
	10.0	1.133	1.087	1.0661	1.3451	4.64	1.230
	12.0	1.390	1.322	1.0802	1.3475	5.93	1.282
	14.0	1.660	1.563	1.0947	1.3500	7.49	1.337
	16.0	1.942	1.810	1.1094	1.3525	9.26	1.399
	18.0	2.238	2.064	1.1245	1.3551	11.29	1.470
	20.0	2.549	2.324	1.1398	1.3576	13.64	1.546
	22.0	2.876	2.592	1.1554	1.3602	16.48	1.624
	24.0	3.220	2.866	1.1714	1.3628	19.85	1.706
	26.0	3.582	3.147	1.1872	1.3653	24.29	1.797
	28.0	3.965	3.435	1.2031	1.3677	29.65	1.894
	30.0	4.370	3.729	1.2191	1.3701	36.21	2.001
	32.0	4.798	4.030	1.2353	1.3725	44.76	2.122
	34.0	5.252	4.339	1.2518	1.3749	55.28	2.255
	36.0	5.735	4.656	1.2685	1.3773		2.392
	38.0	6.249	4.981	1.2855	1.3797		2.533
	40.0	6.797	5.313	1.3028	1.3821		2.690
	42.0	7.383	5.655	1.3205	1.3846		2.872
	44.0	8.011	6.005	1.3386	1.3870		3.073
	46.0	8.685	6.364	1.3570	1.3895		3.299
	48.0	9.411	6.734	1.3759	1.3920		3.546
	50.0	10.196	7.113	1.3952	1.3945		3.826
	52.0	11.045	7.502	1.4149	1.3971		4.142
	54.0	11.969	7.901	1.4351	1.3997		4.499
	56.0	12.976	8.312	1.4558	1.4024		4.906
	58.0	14.080	8.734	1.4770	1.4050		5.354
	60.0	15.294	9.168	1.4987	1.4077		5.917
	70.0	23.790	11.494	1.6105			
	80.0	40.783	14.088	1.7272			
	90.0	91.762	16.649	1.8144			
	92.0	117.251	17.109	1.8240			
	94.0	159.734	17.550	1.8312			
	96.0	244.698	17.966	1.8355			
	98.0	499.592	18.346	1.8361			
	100.0		18.663	1.8305			
Trichloroacetic acid CCl_3COOH	0.5	0.031	0.031	1.0008	1.3337	0.11	1.011
	1.0	0.062	0.061	1.0034	1.3343	0.21	1.021
	2.0	0.125	0.123	1.0083	1.3356	0.42	1.044
	3.0	0.189	0.186	1.0133	1.3369	0.64	1.069
	4.0	0.255	0.249	1.0182	1.3381	0.86	1.096
	5.0	0.322	0.313	1.0230	1.3394	1.08	1.123
	6.0	0.391	0.377	1.0279	1.3406	1.30	1.150
	7.0	0.461	0.442	1.0328	1.3418	1.53	1.177

Solute	Mass %	$m/\text{mol kg}^{-1}$	$c/\text{mol L}^{-1}$	$\rho/\text{g cm}^{-3}$	n	$\Delta/^\circ\text{C}$	$\eta/\text{mPa s}$
	8.0	0.532	0.508	1.0378	1.3431	1.76	1.204
	9.0	0.605	0.574	1.0428	1.3444	1.99	1.233
	10.0	0.680	0.641	1.0479	1.3456	2.23	1.263
	12.0	0.835	0.777	1.0583	1.3483	2.73	1.326
	14.0	0.996	0.916	1.0692	1.3510	3.26	1.393
	16.0	1.166	1.058	1.0806	1.3539	3.82	1.462
	18.0	1.343	1.203	1.0921	1.3568		1.533
	20.0	1.530	1.351	1.1035	1.3597		1.608
	24.0	1.933	1.654	1.1260	1.3652		1.768
	28.0	2.380	1.968	1.1485	1.3705		1.935
	32.0	2.880	2.294	1.1713	1.3759		2.118
	36.0	3.443	2.632	1.1947	1.3813		2.320
	40.0	4.080	2.984	1.2188	1.3868		1.543
	44.0	4.809	3.349	1.2435	1.3923		2.797
	48.0	5.650	3.726	1.2682	1.3977		3.076
Tris	0.5	0.041	0.041	0.9994	1.3337	0.08	1.014
(hydroxymethyl)-	1.0	0.083	0.083	1.0006	1.3344	0.16	1.027
methylamine	2.0	0.168	0.166	1.0030	1.3359	0.31	1.054
$\text{H}_2\text{NC}(\text{CH}_2\text{OH})_3$	3.0	0.255	0.249	1.0054	1.3374	0.47	1.083
	4.0	0.344	0.333	1.0078	1.3388	0.64	1.115
	5.0	0.434	0.417	1.0103	1.3403	0.80	1.148
	6.0	0.527	0.502	1.0128	1.3418	0.97	1.182
	7.0	0.621	0.587	1.0153	1.3433	1.15	1.218
	8.0	0.718	0.672	1.0179	1.3448	1.33	1.256
	9.0	0.816	0.758	1.0204	1.3463	1.51	1.295
	10.0	0.917	0.844	1.0230	1.3478	1.70	1.337
	12.0	1.126	1.019	1.0282	1.3508	2.08	1.427
	14.0	1.344	1.194	1.0335	1.3539	2.47	1.527
	16.0	1.572	1.372	1.0389	1.3570	2.90	1.642
	18.0	1.812	1.552	1.0443	1.3601	3.36	1.772
	20.0	2.064	1.733	1.0498	1.3633	3.85	1.920
	30.0	3.538	2.670	1.0781	1.3797		2.998
	40.0	5.503	3.657	1.1076	1.3970		5.208
Urea	0.5	0.084	0.083	0.9995	1.3337	0.16	1.007
$(\text{NH}_2)_2\text{CO}$	1.0	0.168	0.167	1.0007	1.3344	0.31	1.010
	2.0	0.340	0.334	1.0033	1.3358	0.62	1.012
	3.0	0.515	0.502	1.0058	1.3372	0.93	1.017
	4.0	0.694	0.672	1.0085	1.3387	1.24	1.025
	5.0	0.876	0.842	1.0111	1.3401	1.55	1.033
	6.0	1.063	1.013	1.0138	1.3416	1.88	1.041
	7.0	1.253	1.185	1.0165	1.3431	2.22	1.049
	8.0	1.448	1.358	1.0192	1.3446	2.56	1.057
	9.0	1.647	1.531	1.0220	1.3461	2.91	1.065
	10.0	1.850	1.706	1.0248	1.3476	3.26	1.074
	12.0	2.270	2.059	1.0304	1.3506	3.95	1.091
	14.0	2.710	2.415	1.0360	1.3537	4.66	1.109
	16.0	3.171	2.775	1.0417	1.3568	5.40	1.130
	18.0	3.655	3.139	1.0473	1.3599	6.19	1.153
	20.0	4.163	3.506	1.0530	1.3629	7.00	1.178
	22.0	4.696	3.878	1.0586	1.3661	7.81	1.205
	24.0	5.258	4.253	1.0643	1.3692	8.64	1.235
	26.0	5.850	4.632	1.0699	1.3723	9.52	1.266
	28.0	6.475	5.014	1.0756	1.3754	10.45	1.298
	30.0	7.136	5.401	1.0812	1.3785	11.40	1.332
	32.0	7.835	5.791	1.0869	1.3817	12.34	1.371
	34.0	8.577	6.185	1.0926	1.3848	13.27	1.413
	36.0	9.366	6.584	1.0984	1.3881	14.20	1.459
	38.0	10.205	6.988	1.1044	1.3913	15.11	1.509
	40.0	11.100	7.397	1.1106	1.3947	15.99	1.565

Solute	Mass %	$m/\text{mol kg}^{-1}$	$c/\text{mol L}^{-1}$	$\rho/\text{g cm}^{-3}$	n	$\Delta/^\circ\text{C}$	$\eta/\text{mPa s}$
	42.0	12.057	7.812	1.1171	1.3982	16.83	1.629
	44.0	13.082	8.234	1.1239	1.4018	17.62	1.700
	46.0	14.183	8.665	1.1313	1.4056		1.780
Zinc sulfate	0.5	0.031	0.031	1.0034	1.3339	0.08	1.021
ZnSO ₄	1.0	0.063	0.062	1.0085	1.3348	0.15	1.040
	2.0	0.126	0.126	1.0190	1.3366	0.28	1.081
	3.0	0.192	0.191	1.0296	1.3384	0.41	1.126
	4.0	0.258	0.258	1.0403	1.3403	0.53	1.175
	5.0	0.326	0.326	1.0511	1.3421	0.65	1.227
	6.0	0.395	0.395	1.0620	1.3439	0.77	1.283
	7.0	0.466	0.465	1.0730	1.3457	0.89	1.341
	8.0	0.539	0.537	1.0842	1.3475	1.01	1.403
	9.0	0.613	0.611	1.0956	1.3494	1.14	1.470
	10.0	0.688	0.686	1.1071	1.3513	1.27	1.545
	12.0	0.845	0.840	1.1308	1.3551	1.55	1.716
	14.0	1.008	1.002	1.1553	1.3590	1.89	1.918
	16.0	1.180	1.170	1.1806	1.3630	2.31	2.152

SOLUBILITY OF SELECTED GASES IN WATER

L. H. Gevantman

The values in this table are taken almost exclusively from the International Union of Pure and Applied Chemistry "Solubility Data Series." Unless noted, they comprise evaluated data fitted to a smoothing equation. The data at each temperature are then derived from the smoothing equation which expresses the mole fraction solubility X_1 of the gas in solution as:

$$\ln X_1 = A + B/T^* + C \ln T^*$$

where

$$T^* = T/100 \text{ K}$$

All values refer to a partial pressure of the gas of 101.325 kPa (one atmosphere).

The equation constants, the standard deviation for $\ln X_1$ (except where noted), and the temperature range over which the equation applies are given in the column headed Equation constants. There are two exceptions. The equation for methane has an added term, DT^* . The equation for H_2Se and H_2S takes the form,

$$\ln X_1 = A + B/T + C \ln T + DT$$

where T is the temperature in kelvin.

Solubilities given for those gases that react with water, namely ozone, nitrogen oxides, chlorine and its oxides, carbon dioxide, hydrogen sulfide, hydrogen selenide and sulfur dioxide, are recorded as bulk solubilities; i.e., all chemical species of the gas and its reaction products with water are included.

Gas	T/K	Solubility (X_1)	Equation constants	Ref.
Hydrogen (H_2) $M_r = 2.01588$	288.15	1.510×10^{-5}	$A = -48.1611$	1
	293.15	1.455×10^{-5}	$B = 55.2845$	
	298.15	1.411×10^{-5}	$C = 16.8893$	
	303.15	1.377×10^{-5}	Std. dev. = $\pm 0.54\%$	
	308.15	1.350×10^{-5}	Temp. range = 273.15—353.15	
Deuterium (D_2) $M_r = 4.0282$	283.15	$1.675 \times 10^{-5} \pm 0.57\%$	Averaged experimental values	1
	288.15	$1.595 \times 10^{-5} \pm 0.57\%$		
	293.15	$1.512 \times 10^{-5} \pm 0.78\%$	Temp. range = 278.15—303.15	
	298.15	$1.460 \times 10^{-5} \pm 0.52\%$		
	303.15	$1.395 \times 10^{-5} \pm 0.37\%$		
Helium (He) $A_r = 4.0026$	288.15	7.123×10^{-6}	$A = -41.4611$	2
	293.15	7.044×10^{-6}	$B = 42.5962$	
	298.15	6.997×10^{-6}	$C = 14.0094$	
	303.15	6.978×10^{-6}	Std. dev. = $\pm 0.54\%$	
	308.15	6.987×10^{-6}	Temp. range = 273.15—348.15	
Neon (Ne) $A_r = 20.1797$	288.15	8.702×10^{-6}	$A = -52.8573$	2
	293.15	8.395×10^{-6}	$B = 61.0494$	
	298.15	8.152×10^{-6}	$C = 18.9157$	
	303.15	7.966×10^{-6}	Std. dev. = $\pm 0.47\%$	
	308.15	7.829×10^{-6}	Temp. range = 273.15—348.15	
Argon (Ar) $A_r = 39.948$	288.15	3.025×10^{-5}	$A = -57.6661$	3
	293.15	2.748×10^{-5}	$B = 74.7627$	
	298.15	2.519×10^{-5}	$C = 20.1398$	
	303.15	2.328×10^{-5}	Std. dev. = $\pm 0.26\%$	
	308.15	2.169×10^{-5}	Temp. range = 273.15—348.15	
Krypton (Kr) $A_r = 83.80$	288.15	5.696×10^{-5}	$A = -66.9928$	4
	293.15	5.041×10^{-5}	$B = 91.0166$	
	298.15	4.512×10^{-5}	$C = 24.2207$	
	303.15	4.079×10^{-5}	Std. dev. = $\pm 0.32\%$	
	308.15	3.725×10^{-5}	Temp. range = 273.15—353.15	
Xenon (Xe) $A_r = 131.29$	288.15	10.519×10^{-5}	$A = -74.7398$	4
	293.15	9.051×10^{-5}	$B = 105.210$	
	298.15	7.890×10^{-5}	$C = 27.4664$	
	303.15	6.961×10^{-5}	Std. dev. = $\pm 0.35\%$	
	308.15	6.212×10^{-5}	Temp. range = 273.15—348.15	

Gas	<i>T</i> /K	Solubility (X_1)	Equation constants	Ref.
Radon-222(²²² Rn)	288.15	2.299×10^{-4}	$A = -90.5481$	
$A_r = 222$	293.15	1.945×10^{-4}	$B = 130.026$	
	298.15	1.671×10^{-4}	$C = 35.0047$	
	303.15	1.457×10^{-4}	Std. dev. = $\pm 1.02\%$	
	308.15	1.288×10^{-4}	Temp. range = 273.15—373.15	
Oxygen (O ₂)	288.15	2.756×10^{-5}	$A = -66.7354$	5
$M_r = 31.9988$	293.15	2.501×10^{-5}	$B = 87.4755$	
	298.15	2.293×10^{-5}	$C = 24.4526$	
	303.15	2.122×10^{-5}	Std. dev. = $\pm 0.36\%$	
	308.15	1.982×10^{-5}	Temp. range = 273.15—348.15	
Ozone (O ₃)	293.15	$1.885 \times 10^{-6} \pm 10\%$	Experimental value derived	5
$M_r = 47.9982$		pH = 7.0	from Henry's Law Constant Equation	
Nitrogen (N ₂)	288.15	1.386×10^{-5}	$A = -67.3877$	6
$M_r = 28.0134$	293.15	1.274×10^{-5}	$B = 86.3213$	
	298.15	1.183×10^{-5}	$C = 24.7981$	
	303.15	1.108×10^{-5}	Std. dev. = $\pm 0.72\%$	
	308.15	1.047×10^{-5}	Temp. range = 273.15—348.15	
Nitrous oxide (N ₂ O)	288.15	5.948×10^{-4}	$A = -60.7467$	7
$M_r = 44.0129$	293.15	5.068×10^{-4}	$B = 88.8280$	
	298.15	4.367×10^{-4}	$C = 21.2531$	
	303.15	3.805×10^{-4}	Std. dev. = $\pm 1.2\%$	
	308.15	3.348×10^{-4}	Temp. range = 273.15—313.15	
Nitric oxide (NO)	288.15	4.163×10^{-5}	$A = -62.8086$	7
$M_r = 30.0061$	293.15	3.786×10^{-5}	$B = 82.3420$	
	298.15	3.477×10^{-5}	$C = 22.8155$	
	303.15	3.222×10^{-5}	Std. dev. = $\pm 0.76\%$	
	308.15	3.012×10^{-5}	Temp. range = 273.15—358.15	
Carbon monoxide (CO)	288.15	2.095×10^{-5}	Derived from Henry's	8
$M_r = 28.0104$	293.15	1.918×10^{-5}	Law Constant Equation	
	298.15	1.774×10^{-5}	Std. dev. = $\pm 0.043\%$	
	303.15	1.657×10^{-5}	Temp. range = 273.15—328.15	
	308.15	1.562×10^{-5}		
Carbon dioxide (CO ₂)	288.15	8.21×10^{-4}	Derived from Henry's	9
$M_r = 44.0098$	293.15	7.07×10^{-4}	Law Constant Equation	
	298.15	6.15×10^{-4}	Std. dev. = $\pm 1.1\%$	
	303.15	5.41×10^{-4}	Temp. range = 273.15—353.15	
	308.15	4.80×10^{-4}		
Hydrogen selenide (H ₂ Se)	288.15	1.80×10^{-3}	$A = 9.15$	10
$M_r = 80.976$	298.15	1.49×10^{-3}	$B = 974$	
	308.15	1.24×10^{-3}	$C = -3.542$	
			$D = 0.0042$	
			Std. dev. = $\pm 2.3 \times 10^{-5}$	
			Temp. range = 288.15—343.15	
Hydrogen sulfide (H ₂ S)	288.15	2.335×10^{-3}	$A = -24.912$	10
$M_r = 34.082$	293.15	2.075×10^{-3}	$B = 3477$	
	298.15	1.85×10^{-3}	$C = 0.3993$	
	303.15	1.66×10^{-3}	$D = 0.0157$	
	308.15	1.51×10^{-3}	Std. dev. = $\pm 6.5 \times 10^{-5}$	
			Temp. range = 283.15—603.15	
Sulfur dioxide (SO ₂)	288.15	3.45×10^{-2}	$A = -25.2629$	11
$M_r = 64.0648$	293.15	2.90×10^{-2}	$B = 45.7552$	

Gas	T/K	Solubility (X_1)	Equation constants	Ref.
	298.15	2.46×10^{-2}	$C = 5.6855$	
	303.15	2.10×10^{-2}	Std. dev. = $\pm 1.8\%$	
	308.15	1.80×10^{-2}	Temp. range = 278.15—328.15	
Chlorine (Cl_2)	283.15	$2.48 \times 10^{-3} \pm 2\%$	Experimental data	11
$M_r = 70.9054$	293.15	$1.88 \times 10^{-3} \pm 2\%$	Temp. range = 283.15—333.15	
	303.15	$1.50 \times 10^{-3} \pm 2\%$		
	313.15	$1.23 \times 10^{-3} \pm 2\%$		
Chlorine monoxide (Cl_2O)	273.15	$5.25 \times 10^{-1} \pm 1\%$	Experimental data	11
$M_r = 86.9048$	276.61	$4.54 \times 10^{-1} \pm 1\%$	Temp. range = 273.15—293.15	
	283.15	$4.273 \times 10^{-1} \pm 1\%$		
	293.15	$3.353 \times 10^{-1} \pm 1\%$		
Chlorine dioxide (ClO_2)	288.15	2.67×10^{-2}	$A = 7.9163$	11
$M_r = 67.4515$	293.15	2.20×10^{-2}	$B = 0.4791$	
	298.15	1.823×10^{-2}	$C = 11.0593$	
	303.15	1.513×10^{-2}	Std. dev. = $\pm 4.6\%$	
	308.15	1.259×10^{-2}	Temp. range = 283.15—333.15	
Methane (CH_4)	288.15	3.122×10^{-5}	$A = -115.6477$	12
$M_r = 16.0428$	293.15	2.806×10^{-5}	$B = 155.5756$	
	298.15	2.552×10^{-5}	$C = 65.2553$	
	303.15	2.346×10^{-5}	$D = -6.1698$	
	308.15	2.180×10^{-5}	Std. dev. = $\pm 0.056\%$	
			Temp. range = 273.15—328.15	
Ethane (C_2H_6)	288.15	4.556×10^{-5}	$A = -90.8225$	13
$M_r = 30.0696$	293.15	3.907×10^{-5}	$B = 126.9559$	
	298.15	3.401×10^{-5}	$C = 34.7413$	
	303.15	3.002×10^{-5}	Std. dev. = $\pm 0.13\%$	
	308.15	2.686×10^{-5}	Temp. range = 273.15—323.15	
Propane (C_3H_8)	288.15	3.813×10^{-5}	$A = -102.044$	14
$M_r = 44.097$	293.15	3.200×10^{-5}	$B = 144.345$	
	298.15	2.732×10^{-5}	$C = 39.4740$	
	303.15	2.370×10^{-5}	Std. dev. = $\pm 0.012\%$	
	308.15	2.088×10^{-5}	Temp. range = 273.15—347.15	
Butane (C_4H_{10})	288.15	3.274×10^{-5}	$A = -102.029$	14
$M_r = 58.123$	293.15	2.687×10^{-5}	$B = 146.040$	
	298.15	2.244×10^{-5}	$C = 38.7599$	
	303.15	1.906×10^{-5}	Std. dev. = $\pm 0.026\%$	
	308.15	1.645×10^{-5}	Temp. range = 273.15—349.15	
2-Methyl propane (Isobutane)	288.15	2.333×10^{-5}	$A = -129.714$	14
(C_4H_{10})	293.15	1.947×10^{-5}	$B = 183.044$	
$M_r = 58.123$	298.15	1.659×10^{-5}	$C = 53.4651$	
	303.15	1.443×10^{-5}	Std. dev. = $\pm 0.034\%$	
	308.15	1.278×10^{-5}	Temp. range = 278.15—318.15	

References

1. C. L. Young, Ed., *IUPAC Solubility Data Series*, Vol. 5/6, Hydrogen and Deuterium, Pergamon Press, Oxford, England, 1981.
2. H. L. Clever, Ed., *IUPAC Solubility Data Series*, Vol. 1, Helium and Neon, Pergamon Press, Oxford, England, 1979.
3. H. L. Clever, Ed., *IUPAC Solubility Data Series*, Vol. 4, Argon, Pergamon Press, Oxford, England, 1980.
4. H. L. Clever, Ed., *IUPAC Solubility Data Series*, Vol. 2, Krypton, Xenon and Radon, Pergamon Press, Oxford, England, 1979.
5. R. Battino, Ed., *IUPAC Solubility Data Series*, Vol. 7, Oxygen and Ozone, Pergamon Press, Oxford, England, 1981.
6. R. Battino, Ed., *IUPAC Solubility Data Series*, Vol. 10, Nitrogen and Air, Pergamon Press, Oxford, England, 1982.
7. C. L. Young, Ed., *IUPAC Solubility Data Series*, Vol. 8, Oxides of Nitrogen, Pergamon Press, Oxford, England, 1981.
8. R. W. Cargill, Ed., *IUPAC Solubility Data Series*, Vol. 43, Carbon Monoxide, Pergamon Press, Oxford, England, 1990.
9. R. Crovetto, Evaluation of Solubility Data for the System $\text{CO}_2\text{-H}_2\text{O}$, *J. Phys. Chem. Ref. Data*, 20, 575, 1991.

10. P. G. T. Fogg and C. L. Young, Eds., *IUPAC Solubility Data Series*, Vol. 32, Hydrogen Sulfide, Deuterium Sulfide, and Hydrogen Selenide, Pergamon Press, Oxford, England, 1988.
11. C. L. Young, Ed., *IUPAC Solubility Data Series*, Vol. 12, Sulfur Dioxide, Chlorine, Fluorine and Chlorine Oxides, Pergamon Press, Oxford, England, 1983.
12. H. L. Clever and C. L. Young, Eds., *IUPAC Solubility Data Series*, Vol. 27/28, Methane, Pergamon Press, Oxford, England, 1987.
13. W. Hayduk, Ed., *IUPAC Solubility Data Series*, Vol. 9, Ethane, Pergamon Press, Oxford, England, 1982.
14. W. Hayduk, Ed., *IUPAC Solubility Data Series*, Vol. 24, Propane, Butane and 2-Methylpropane, Pergamon Press, Oxford, England, 1986.

SOLUBILITY OF CARBON DIOXIDE IN WATER AT VARIOUS TEMPERATURES AND PRESSURES

The solubility of CO₂ in water, expressed as mole fraction of CO₂ in the liquid phase, is given for pressures up to atmospheric and temperatures of 0 to 100 °C. Note that 1 standard atmosphere equals 101.325 kPa. The references give data over a wider range of temperature and pressure. The estimated uncertainty is about 2%.

References

1. Carroll, J. J., Slupsky, J. D., and Mather, A. E., *J. Phys. Chem. Ref. Data*, 20, 1201, 1991.
2. Fernandez-Prini, R. and Crovetto, R., *J. Phys. Chem. Ref. Data*, 18, 1231, 1989.
3. Crovetto, R., *J. Phys. Chem. Ref. Data*, 20, 575, 1991.

<i>t</i> /°C	1000 × mole fraction of CO ₂ in liquid phase						
	Partial pressure of CO ₂ in kPa						
	5	10	20	30	40	50	100
0	0.067	0.135	0.269	0.404	0.538	0.671	1.337
5	0.056	0.113	0.226	0.338	0.451	0.564	1.123
10	0.048	0.096	0.191	0.287	0.382	0.477	0.950
15	0.041	0.082	0.164	0.245	0.327	0.409	0.814
20	0.035	0.071	0.141	0.212	0.283	0.353	0.704
25	0.031	0.062	0.123	0.185	0.247	0.308	0.614
30	0.027	0.054	0.109	0.163	0.218	0.271	0.541
35	0.024	0.048	0.097	0.145	0.193	0.242	0.481
40	0.022	0.043	0.087	0.130	0.173	0.216	0.431
45	0.020	0.039	0.078	0.117	0.156	0.196	0.389
50	0.018	0.036	0.071	0.107	0.142	0.178	0.354
55	0.016	0.033	0.065	0.098	0.131	0.163	0.325
60	0.015	0.030	0.060	0.090	0.121	0.150	0.300
65	0.014	0.028	0.056	0.084	0.112	0.140	0.279
70	0.013	0.026	0.052	0.079	0.105	0.131	0.261
75	0.012	0.025	0.049	0.074	0.099	0.123	0.245
80	0.012	0.023	0.047	0.070	0.093	0.116	0.232
85	0.011	0.022	0.044	0.067	0.089	0.111	0.221
90	0.011	0.021	0.042	0.064	0.085	0.106	0.211
95	0.010	0.020	0.041	0.061	0.082	0.102	0.203
100	0.010	0.020	0.039	0.059	0.079	0.098	0.196

AQUEOUS SOLUBILITY AND HENRY'S LAW CONSTANTS OF ORGANIC COMPOUNDS

The solubility in water of about 1300 organic compounds, including many compounds of environmental interest, is tabulated here. When data are available, values are given at several temperatures between 0 °C and 100 °C. Solids, liquids, and gases are included; additional data on gases can be found in the table "Solubility of Selected Gases in Water" in Section 8.

Solubility of solids is defined as the concentration of the compound in a solution that is in equilibrium with the solid phase at the specified temperature and one atmosphere pressure. For liquids whose water mixtures separate into two phases, the solubility given here is the concentration of the specified compound in the water-rich phase at equilibrium. In the case of gases (i.e., compounds whose vapor pressure at the specified temperature exceeds one atmosphere) the solubility is defined here as the concentration in the water phase when the partial pressure of the compound above the solution is 101.325 kPa (1 atm). Values for gases are marked with an asterisk.

The solubility values in this table are expressed as mass percent of solute, $s = 100w_2$, where the mass fraction w_2 is defined as

$$w_2 = m_2 / (m_1 + m_2)$$

where m_2 is the mass of solute and m_1 the mass of water. For convenience, the solubility expressed in grams of solute that will dissolve in 1 kilogram of water is tabulated in the adjacent column to mass percent. For compounds with low solubility (e.g., $s < 1\%$), that column is, to a high approximation, numerically identical to the solubility expressed in grams of solute per liter of solution.

The mass fraction w_2 is related to other common measures of solubility as follows:

Molality:	$m_2 = 1000 w_2 / M_2 (1 - w_2)$
Molarity:	$c_2 = 1000 \rho w_2 / M_2$
Mole fraction:	$x_2 = (w_2 / M_2) / \{ (w_2 / M_2) + (1 - w_2) / M_1 \}$
Mass of solute per 100 g of H ₂ O:	$100w_2 / (1 - w_2)$
Mass of solute per liter of solution:	$1000 \rho w_2$

Here, M_2 is the molar mass of the solute, $M_1 = 18.015$ g/mol is the molar mass of water, and ρ is the density of the solution in g/mL.

Data have been selected from evaluated sources wherever possible, in particular the *IUPAC Solubility Data Series*. Many values come from experimental measurements reported in the *Journal of Chemical and Engineering Data* and the *Journal of Chemical Thermodynamics*, as well as critical review papers in the *Journal of Physical and Chemical Reference Data*. The primary source for each value is listed in the column following the solubility values; additional references of interest are sometimes given. Many of the references contain solubility data at other temperatures and pH values and in the presence of other compounds. The user is cautioned that wide variations of data are found in the literature for the lower solubility compounds. The references should be consulted for more information on these compounds.

The table also contains values of the Henry's Law constant k_H , which provides a measure of the partition of a substance between the atmosphere and the aqueous phase. Here, k_H is defined as the limit of p_2/c_2 as the concentration approaches zero, where p_2 is the

partial pressure of the solute above the solution and c_2 is the concentration in the solution at equilibrium (other formulations of Henry's Law are often used; see Reference 5). The values of k_H listed here are based on direct experimental measurement whenever available, but many of them are simply calculated as the ratio of the pure compound vapor pressure to the solubility. This approximation is reliable only for compounds of very low solubility. In fact, values of k_H found in the literature frequently differ by a factor of two or three, and variations over an order of magnitude are not unusual (Reference 5). Therefore, the data given here should be taken only as a rough indication of the true Henry's Law constant, which is difficult to measure precisely.

All values of k_H refer to 25 °C. If the vapor pressure of the compound at 25 °C is greater than one atmosphere, it can be assumed that the k_H value has been calculated as $101.325/c_2$. The source of the Henry's Law data is given in the last column. The air-water partition coefficient (i.e., ratio of air concentration to water concentration when both are expressed in the same units) is equal to k_H/RT or $k_H/2.48$ in the units used here.

Compounds are listed by systematic name. To locate a compound by molecular formula or CAS Registry Number, use the indexes to the table "Physical Constants of Organic Compounds" in Section 3, which point to the entry in that table from which the name can be determined.

References

1. *Solubility Data Series, International Union of Pure and Applied Chemistry*, Vol. 15, Pergamon Press, Oxford, 1982.
2. *Solubility Data Series, International Union of Pure and Applied Chemistry*, Vol. 20, Pergamon Press, Oxford, 1985.
3. *Solubility Data Series, International Union of Pure and Applied Chemistry*, Vol. 37, Pergamon Press, Oxford, 1988.
4. *Solubility Data Series, International Union of Pure and Applied Chemistry*, Vol. 38, Pergamon Press, Oxford, 1988.
5. Mackay, D., and Shiu, W. Y., *J. Phys. Chem. Ref. Data*, 10, 1175, 1981.
6. Pearlman, R. S., and Yalkowsky, S. H., *J. Phys. Chem. Ref. Data*, 13, 975, 1984.
7. Shiu, W. Y., and Mackay, D., *J. Phys. Chem. Ref. Data*, 15, 911, 1986.
8. Varhanickova, D., Lee, S. C., Shiu, W. Y., and Mackay, D., *J. Chem. Eng. Data*, 40, 620, 1995.
9. Miller, M. M., Ghodbane, S., Wasik, S. P., Tewari, Y. B., and Martire, D. E., *J. Chem. Eng. Data*, 29, 184, 1984.
10. Riddick, J. A., Bunger, W. B., and Sakano, T. K., *Organic Solvents, Fourth Edition*, John Wiley & Sons, New York, 1986.
11. Mackay, D., Shiu, W. Y., and Ma, K. C., *Illustrated Handbook of Physical-Chemical Properties and Environmental Fate for Organic Chemicals, Vol. I*, Lewis Publishers/CRC Press, Boca Raton, FL, 1992.
12. Mackay, D., Shiu, W. Y., and Ma, K. C., *Illustrated Handbook of Physical-Chemical Properties and Environmental Fate for Organic Chemicals, Vol. II*, Lewis Publishers/CRC Press, Boca Raton, FL, 1992.
13. Mackay, D., Shiu, W. Y., and Ma, K. C., *Illustrated Handbook of Physical-Chemical Properties and Environmental Fate for Organic Chemicals, Vol. III*, Lewis Publishers/CRC Press, Boca Raton, FL, 1993.
14. Horvath, A. L., *Halogenated Hydrocarbons*, Marcel Dekker, New York, 1982.
15. Howard, P. H., *Handbook of Environmental Fate and Exposure Data for Organic Chemicals, Vol. I*, Lewis Publishers/CRC Press, Boca Raton, FL, 1989.

* Indicates a value of s for a gas at a partial pressure of 101.325 kPa (1 atm) in equilibrium with the solution.

16. Howard, P. H., *Handbook of Environmental Fate and Exposure Data for Organic Chemicals, Vol. II*, Lewis Publishers/CRC Press, Boca Raton, FL, 1990.
17. Banergee, S., Yalkowsky, S. H., and Valvani, S. C., *Environ. Sci. Technol.*, 14, 1227, 1980.
18. Gevantman, L. H., in *CRC Handbook of Chemistry and Physics, 90th Edition*, p. 8–80, CRC Press, Boca Raton, FL, 2009.
19. Wilhelm, E., Battino, R., and Wilcock, R. J., *Chem. Rev.* 77, 219, 1977.
20. Stephenson, R. M., *J. Chem. Eng. Data*, 37, 80, 1992.
21. Stephenson, R. M., Stuart, J., and Tabak, M., *J. Chem. Eng. Data*, 29, 287, 1984.
22. Shiu, W.-Y., and Ma, K.-C., *J. Phys. Chem. Ref. Data*, 29, 41, 2000.
23. Lun, R., Varhanickova, D., Shiu, W.-Y., and Mackay, D., *J. Chem. Eng. Data*, 42, 951 (1997).
24. Huang, G.-L., Xiao, H., Chi, J., Shiu, W.-Y., and Mackay, D., *J. Chem. Eng. Data*, 45, 411, 2000.
25. Horvath, A. L., Getzen, F. W., and Maczynska, Z., *J. Phys. Chem. Ref. Data*, 28, 395, 2000 [IUPAC No. 67].
26. Dawson, R. M. C., Elliott, D. C., Elliott, W. H., and Jones, K. M., *Data for Biochemical Research*, Third Edition, Clarendon Press, Oxford, 1986.
27. Stephen, H., and Stephen, T., *Solubilities of Organic and Inorganic Compounds*, MacMillan, New York, 1963.
28. Shiu, W.-Y., and Mackay, D., *J. Chem. Eng. Data* 42, 27, 1997.
29. Hinz, H.-J., ed., *Thermodynamic Data for Biochemistry and Biotechnology*, Springer-Verlag, Berlin, 1986.
30. Budavari, S., ed., *The Merck Index, Twelfth Edition*, Merck & Co., Rahway, NJ, 1996.
31. Bamford, H. A., Poster, D. L., and Baker, J. E., *J. Chem. Eng. Data*, 45, 1069, 2000.
32. Lide, D. R., and Milne, G. W. A., *Handbook of Data on Organic Compounds, Third Edition*, CRC Press, Boca Raton, FL, 1994.
33. Apelblat, A., and Manzurola, E., *J. Chem. Thermodynamics* 21, 1005, 1989.
34. Apelblat, A., and Manzurola, E., *J. Chem. Thermodynamics* 22, 289, 1990.
35. Horvath, A. L., and Getzen, F. W., *J. Phys. Chem. Ref. Data* 28, 649, 1999 [IUPAC No. 68].
36. Sazonov, V. P., Marsh, K. N., and Hefter, G. T., *J. Phys. Chem. Ref. Data* 29, 1165, 2000 [IUPAC No. 71].
37. Verbruggen, E. M. J., Hermens, J. L. M., and Tolls, J., *J. Phys. Chem. Ref. Data* 29, 1435, 2000.
38. Sazonov, V. P., Shaw, D. G., and Marsh, K. N., *J. Phys. Chem. Ref. Data* 31, 1, 2002 [IUPAC No. 77].
39. Sazonov, V. P., and Shaw, D. G., *J. Phys. Chem. Ref. Data* 31, 989, 2002 [IUPAC No. 78].
40. Yalkowsky, S. H., and He, Y., *Handbook of Aqueous Solubility Data*, CRC Press, Boca Raton, FL, 2003.
41. Shiu, W.-Y., and Ma, K.-C., *J. Phys. Chem. Ref. Data* 29, 387, 2000.
42. Shaw, D. G., and Maczynski, A., *J. Phys. Chem. Ref. Data* 35, 687, 2006 [IUPAC No. 81, Part 11].
43. Nordstrom, F. L., and Rasmuson, A. C., *J. Chem. Eng. Data* 51, 1668, 2006.
44. Nordstrom, F. L., and Rasmuson, A. C., *J. Chem. Eng. Data* 51, 1775, 2006.
45. Sapoundjiev, D., Lorenz, H., and Seidel-Morgenstern, A., *J. Chem. Eng. Data* 51, 1562, 2006.
46. Marche, C., Ferronato, C., and Jose, J., *J. Chem. Eng. Data* 48, 967, 2003.
47. Lu, J., Wang, X., Yang, X., and Ching, C., *J. Chem. Eng. Data* 51, 1593, 2006.
48. Achard, C., Jaoui, M., Schwing, M., and Rogalski, M., *J. Chem. Eng. Data* 41, 504, 1996.
49. Shareef, A., et al., *J. Chem. Eng. Data* 51, 879, 2006.
50. Clever, H. L., et al., *J. Phys. Chem. Ref. Data* 34, 201, 2005 [IUPAC No. 80].
51. Jaoui, M., Achard, C., and Rogalski, M., *J. Chem. Eng. Data* 47, 297, 2002.
52. Fichan, I., Larroche, C., and Gros, J. B., *J. Chem. Eng. Data* 44, 56, 1999.
53. Freire, M. G., et al., *J. Chem. Eng. Data* 50, 237, 2005.
54. Domanska, U., and Kozłowska, M. K., *J. Chem. Eng. Data* 47, 456, 2002.
55. Phelan, J. M., and Barnett, J. L., *J. Chem. Eng. Data* 46, 375, 2001.
56. Long, B.-W., Wang, L.-S., and Wu, J.-S., *J. Chem. Eng. Data* 50, 136, 2005.
57. Marche, C., Ferronato, C., and Jose, J., *J. Chem. Eng. Data* 49, 937, 2004.
58. Oleszek-Kudlak, S., Shibata, E., and Nakamura, T., *J. Chem. Eng. Data* 49, 570, 2004.
59. Lynch, J. C., et al., *J. Chem. Eng. Data* 46, 1549, 2001.
60. Xiao, H., Li, N., and Wania, F., *J. Chem. Eng. Data* 49, 173, 2004.
61. Ma, J. H. Y., Hung, H., Shiu, W.-Y., and Mackay, D., *J. Chem. Eng. Data* 46, 619, 2001.
62. Carta, R., and Tola, G., *J. Chem. Eng. Data* 41, 414, 1996; 44, 563, 1999.
63. Kao, H. D., et al., *Pharm. Res.* 17, 978, 2000.
64. Heric, E. L., and Langford, R. E., *J. Chem. Eng. Data* 17, 471, 1972.
65. Marche, C., Delépine, H., Ferronato, C., and Jose, J., *J. Chem. Eng. Data* 48, 398, 2003.
66. Wang, L.-C., and Wang, F.-A., *J. Chem. Eng. Data* 49, 155, 2004.
67. Shen, L., and Wania, F., *J. Chem. Eng. Data* 50, 742, 2005.
68. Oleszek-Kudlak, S., Shibata, E., and Nakamura, T., *J. Chem. Eng. Data* 52, 1824, 2007.
69. Zhao, H.-K., Li, R.-R., Ji, H.-Z., Zhang, D.-S., Tang, C., and Yang, L.-Q., *J. Chem. Eng. Data* 52, 2072, 2007.
70. Yang, X., Wang, X., and Ching, C. B., *J. Chem. Eng. Data* 53, 1133, 2008.
71. Liu, L., and Chen, J., *J. Chem. Eng. Data* 53, 1649, 2008.
72. Szterner, P., *J. Chem. Eng. Data* 53, 1738, 2008.
73. Kong, M.-Z., Shi, X.-H., Cao, Y.-C., and Zhou, C.-R., *J. Chem. Eng. Data* 53, 615, 2008.
74. Daneshfar, A., Ghaziaskar, H. S., and Homayoun, N., *J. Chem. Eng. Data* 53, 776, 2008.
75. Manzurola, E., and Apelblat, A., *J. Chem. Thermodynamics* 34, 1127, 2002.
76. Apelblat, A., Manzurola, E., and Balal, N. A., *J. Chem. Thermodynamics* 38, 565, 2006.
77. Apelblat, A., and Mishelevich, A., *J. Chem. Thermodynamics* 40, 897, 2008.
78. Góral, M., Wiśniewska-Gocłowska, B., and Mączyński, A., *J. Phys. Chem. Ref. Data* 35, 1391, 2006.
79. Mączyński, A., Shaw, D. G., Góral, M., and Wiśniewska-Gocłowska, B., *J. Phys. Chem. Ref. Data* 37, 1119, 2008.
80. Mączyński, A., Shaw, D. G., Góral, M., and Wiśniewska-Gocłowska, B., *J. Phys. Chem. Ref. Data* 37, 1147, 2008.
81. Mączyński, A., Shaw, D. G., Góral, M., and Wiśniewska-Gocłowska, B., *J. Phys. Chem. Ref. Data* 37, 1169, 2008.
82. Mączyński, A., Shaw, D. G., Góral, M., and Wiśniewska-Gocłowska, B., *J. Phys. Chem. Ref. Data* 37, 1517, 2008.
83. Mączyński, A., Shaw, D. G., Góral, M., and Wiśniewska-Gocłowska, B., *J. Phys. Chem. Ref. Data* 37, 1575, 2008.
84. Mączyński, A., Shaw, D. G., Góral, M., and Wiśniewska-Gocłowska, B., *J. Phys. Chem. Ref. Data* 37, 1611, 2008.
85. Luning Prak, D. J., and O'Sullivan, D. W., *J. Chem. Eng. Data* 51, 448, 2006.
86. Shiu, W.-Y., Wania, F., Hung, H., and Mackay, D., *J. Chem. Eng. Data* 42, 293, 1997.
87. Mączyński, A., and Shaw, D. G., *J. Phys. Chem. Ref. Data* 36, 59, 2007.
88. Mączyński, A., and Shaw, D. G., *J. Phys. Chem. Ref. Data* 36, 133, 2007.
89. Góral, M., Wiśniewska-Gocłowska, B., and Mączyński, A., *J. Phys. Chem. Ref. Data* 33, 1159, 2004.
90. Heric, E. L., and Langford, R. E., *J. Chem. Eng. Data* 17, 209, 1972.

Name	Mol. Form.	Mol. Wt.	t/°C	Solubility, s			Henry Const., k_H	
				100 w_2 (mass%)	g per kg H ₂ O	Ref.	kPa m ³ mol ⁻¹	Ref.
Acenaphthene	C ₁₂ H ₁₀	154.207	0	0.00015	0.0015	4		
			25	0.000380	0.00380	22	0.01217	22
			50	0.00092	0.0092	4		
Acenaphthylene	C ₁₂ H ₈	152.192	20	0.0016	0.016	28	0.012	28
Acephate	C ₄ H ₁₀ NO ₃ PS	183.166	20	≈28	≈390	40		
Acetamide	C ₂ H ₅ NO	59.067	20	40.8	689	10		
Acetanilide	C ₈ H ₉ NO	135.163	20	0.52	5.2	27		
			70	2.7	28	27		
Acetazolamide	C ₄ H ₆ N ₄ O ₃ S ₂	222.246	30	0.10	1.0	40		
Acetohexamide	C ₁₅ H ₂₀ N ₂ O ₄ S	324.396	37	0.0013	0.013	40		
Acetonitrile	C ₂ H ₃ N	41.052	-3	40.5	681	39		
			-10	31.7	464	39		
Acetophenone	C ₈ H ₈ O	120.149	20	0.67	6.7	84	0.00108	28
			50	0.81	8.2	84	0.00108	28
			80	1.16	11.7	84	0.00108	28
Acetylene	C ₂ H ₂	26.037	25	0.108*	1.08*	19		
2-(Acetyloxy)benzoic acid	C ₉ H ₈ O ₄	180.158		0.25	2.5	27		
2-(Acetyloxy)-5-bromobenzoic acid	C ₉ H ₇ BrO ₄	259.054		0.07	0.7	30		
Acridine	C ₁₃ H ₉ N	179.217	25	0.00466	0.0466	6		
Acrolein	C ₃ H ₄ O	56.063	20	20.8	263	10		
Acrylamide	C ₃ H ₅ NO	71.078	20	≈27	≈370	40		
Acrylonitrile	C ₃ H ₃ N	53.063	20	7.35	79.3	10		
Adenine	C ₅ H ₅ N ₅	135.128	25	0.104	1.04	29		
Adenosine	C ₁₀ H ₁₃ N ₅ O ₄	267.242	25	0.51	5.1	29		
Alachlor	C ₁₄ H ₂₀ ClNO ₂	269.768	23	0.024	0.24	40		
L-Alanine	C ₃ H ₇ NO ₂	89.094	25	14.30	167	26		
β-Alanine	C ₃ H ₇ NO ₂	89.094	25	47.1	890	26		
Aldicarb	C ₇ H ₁₄ N ₂ O ₂ S	190.263	20	0.60	6.0	40		
Aldrin	C ₁₂ H ₈ Cl ₆	364.910	25	0.00002	0.0002	67		
Allopurinol	C ₅ H ₄ N ₄ O	136.112	25	0.057	0.57	40		
Ametryn	C ₉ H ₁₇ N ₅ S	227.330	20	0.0190	0.190	40		
2-Amino-9,10-anthracenedione	C ₁₄ H ₉ NO ₂	223.227	25	0.000016	0.00016	40		
4-Aminoazobenzene	C ₁₂ H ₁₁ N ₃	197.235	25	0.0030	0.030	40		
			97	0.068	0.68	40		
4-Aminobenzenesulfonamide	C ₆ H ₈ N ₂ O ₂ S	172.205	20	0.71	7.2	40		
4-Aminobenzenesulfonic acid	C ₆ H ₇ NO ₃ S	173.190	7	0.59	5.9	27		
DL-2-Aminobutanoic acid	C ₄ H ₉ NO ₂	103.120	25	17.4	211	26		
DL-3-Aminobutanoic acid	C ₄ H ₉ NO ₂	103.120	25	55.6	1250	26		
4-Amino-N-[(butylamino)carbonyl]benzenesulfonamide	C ₁₁ H ₁₇ N ₃ O ₃ S	271.336	37	0.053	0.53	40		
3-Amino-2,5-dichlorobenzoic acid	C ₇ H ₅ Cl ₂ NO ₂	206.027	25	0.070	0.70	40		
6-Amino-1,3-dihydro-2H-purin-2-one	C ₅ H ₅ N ₅ O	151.127	25	0.006	0.06	26		
4-(2-Aminoethyl)phenol	C ₈ H ₁₁ NO	137.179	15	1.03	10.4	40		
6-Aminohexanoic acid	C ₆ H ₁₃ NO ₂	131.173	25	46	852	29		
4-Amino-2-hydroxybenzoic acid	C ₇ H ₇ NO ₃	153.136	20	0.20	2.0	40		
2-Amino-2-methylpropanoic acid	C ₄ H ₉ NO ₂	103.120	25	12.1	138	26		
4-Amino-5-methyl-2(1H)-pyrimidinone	C ₅ H ₇ N ₃ O	125.129	25	0.45	4.5	26		
2-Aminophenol	C ₆ H ₇ NO	109.126	20	1.92	19.6	40		
3-Aminophenol	C ₆ H ₇ NO	109.126	20	2.56	26.3	40		

Name	Mol. Form.	Mol. Wt.	<i>t</i> /°C	Solubility, <i>s</i>			Henry Const., <i>k_H</i>	
				100 <i>w</i> ₂ (mass%)	g per kg H ₂ O	Ref.	kPa m ³ mol ⁻¹	Ref.
			70	≈24	≈320	40		
4-Aminophenol	C ₆ H ₇ NO	109.126	20	1.55	15.7	40		
Aminopyrine	C ₁₃ H ₁₇ N ₃ O	231.293	25	4.8	50	40		
Amitriptyline	C ₂₀ H ₂₃ N	277.404	24	0.00097	0.0097	40		
Amobarbital	C ₁₁ H ₁₈ N ₂ O ₃	226.272	25	0.06	0.6	40		
Anilazine	C ₉ H ₅ Cl ₃ N ₄	275.522	20	0.001	0.01	40		
Aniline	C ₆ H ₇ N	93.127	25	3.38	35.0	10	14	15
Aniline-2-carboxylic acid	C ₇ H ₇ NO ₂	137.137	20	0.349	3.49	40		
Aniline-4-carboxylic acid	C ₇ H ₇ NO ₂	137.137	25	0.54	5.4	40		
Aniline hydrochloride	C ₆ H ₈ ClN	129.588	15	15.1	178	27		
Anisole	C ₇ H ₈ O	108.138	20	0.203	2.03	20	0.025	13
			40	0.184	1.84	20	0.025	13
			81	0.294	2.95	20	0.025	13
Anthracene	C ₁₄ H ₁₀	178.229	0	0.0000022	0.000022	42,4		
			25	0.0000044	0.000044	42,22	0.00396	22
			50	0.000029	0.00029	42		
9,10-Anthracenedione	C ₁₄ H ₈ O ₂	208.213	25	0.00014	0.0014	40		
Apomorphine	C ₁₇ H ₁₇ NO ₂	267.323	25	2.0	20	40		
<i>L</i> -Arginine	C ₆ H ₁₄ N ₄ O ₂	174.201	25	15.44	183	26		
<i>L</i> -Ascorbic acid	C ₆ H ₈ O ₆	176.124	25	25.2	337	33		
			50	41.0	695	33		
<i>L</i> -Asparagine	C ₄ H ₈ N ₂ O ₃	132.118	25	2.45	25.1	26		
<i>L</i> -Aspartic acid	C ₄ H ₇ NO ₄	133.104	10	0.29	2.9	77		
			25	0.49	4.9	77		
			50	1.31	13.3	77		
Atrazine	C ₈ H ₁₄ ClN ₅	215.684	25	0.007	0.07	26		
Atropine	C ₁₇ H ₂₃ NO ₃	289.370	20	0.3	3	40		
Azinphos-methyl	C ₁₀ H ₁₂ N ₃ O ₃ PS ₂	317.324	20	0.00209	0.0209	40		
<i>trans</i> -Azobenzene	C ₁₂ H ₁₀ N ₂	182.220	20	0.03	0.3	27		
Bayleton	C ₁₄ H ₁₆ ClN ₃ O ₂	293.749	20	0.026	0.26	40		
Bendiocarb	C ₁₁ H ₁₃ NO ₄	223.226	25	0.004	0.04	40		
Bentazon	C ₁₀ H ₁₂ N ₂ O ₃ S	240.278	20	0.050	0.50	40		
Benzaldehyde	C ₇ H ₆ O	106.122	20	0.3	3	10		
Benzamide	C ₇ H ₇ NO	121.137	12	0.577	5.77	27		
Benz[a]anthracene	C ₁₈ H ₁₂	228.288	10	0.00000038	0.0000038	42		
			25	0.00000093	0.0000093	42,22	0.00058	22
Benzene	C ₆ H ₆	78.112	10	0.174	1.74	22		
			20	0.177	1.77	22		
			30	0.183	1.83	22		
			40	0.192	1.92	22		
			50	0.206	2.06	22		
			70	0.249	2.50	65		
			101	0.398	4.00	65		
Benzeneacetic acid	C ₈ H ₈ O ₂	136.149	25	1.71	17.4	27		
1,2-Benzenediamine	C ₆ H ₈ N ₂	108.141	20	3.02	31.1	40		
1,3-Benzenediamine	C ₆ H ₈ N ₂	108.141	20	3.48	36.1	40		
1,4-Benzenediamine	C ₆ H ₈ N ₂	108.141	24	3.45	35.7	40		
1,2-Benzenedicarboxamide	C ₈ H ₈ N ₂ O ₂	164.162	30	0.59	5.9	40		
Benzeneethanol	C ₈ H ₁₀ O	122.164	25	1.72	17.5	40		

Name	Mol. Form.	Mol. Wt.	<i>t</i> /°C	Solubility, <i>s</i>			Henry Const., <i>k_H</i>	
				100 <i>w</i> ₂ (mass%)	g per kg H ₂ O	Ref.	kPa m ³ mol ⁻¹	Ref.
Benzenhexacarboxylic acid	C ₁₂ H ₆ O ₁₂	342.169	25	49.3	972	76		
Benzenepentacarboxylic acid	C ₁₁ H ₆ O ₁₀	298.160	10	11.9	135	76		
			25	21.1	267	76		
			50	36.2	567	76		
1,2,3,4-Benzenetetracarboxylic acid	C ₁₀ H ₆ O ₈	254.150	10	11.0	124	76		
			25	20.9	264	76		
			50	39.5	653	76		
1,2,3,5-Benzenetetracarboxylic acid	C ₁₀ H ₆ O ₈	254.150	10	7.50	81.1	76		
			25	10.1	112	76		
			50	15.8	188	76		
1,2,4,5-Benzenetetracarboxylic acid	C ₁₀ H ₆ O ₈	254.150	10	0.51	5.1	76		
			25	1.06	10.7	76		
			50	3.82	39.7	76		
1,2,3-Benzenetricarboxylic acid	C ₉ H ₆ O ₆	210.140	10	2.39	24.5	76		
			25	4.78	50.2	76		
			50	17.4	211	76		
1,2,4-Benzenetricarboxylic acid	C ₉ H ₆ O ₆	210.140	10	1.02	10.3	76		
			25	1.92	19.6	76		
			50	5.45	57.6	76		
1,3,5-Benzenetricarboxylic acid	C ₉ H ₆ O ₆	210.140	10	0.110	1.10	76		
			25	0.207	2.07	76		
			50	0.598	6.02	76		
1,2,3-Benzenetriol	C ₆ H ₆ O ₃	126.110	25	38.5	626	27		
1,3,5-Benzenetriol	C ₆ H ₆ O ₃	126.110	20	1.12	11.3	27		
<i>p</i> -Benzidine	C ₁₂ H ₁₂ N ₂	184.236	24	0.0360	0.360	40		
1 <i>H</i> -Benzimidazole	C ₇ H ₆ N ₂	118.136	15	0.33	3.3	54		
			20	0.201	2.01	6		
1,3-Benzodioxole-5-carboxaldehyde	C ₈ H ₆ O ₃	150.132	20	0.35	3.5	40		
Benzo[b]fluoranthene	C ₂₀ H ₁₂	252.309	20	0.0000002	0.000002	40		
Benzo[k]fluoranthene	C ₂₀ H ₁₂	252.309		0.00000008	0.0000008	40		
11 <i>H</i> -Benzo[a]fluorene	C ₁₇ H ₁₂	216.277	25	0.0000045	0.000045	42,4		
11 <i>H</i> -Benzo[b]fluorene	C ₁₇ H ₁₂	216.277	25	0.0000002	0.000002	42,4		
Benzoic acid	C ₇ H ₆ O ₂	122.122	10	0.209	2.09	76		
			25	0.343	3.44	76		
			50	0.842	8.49	76		
Benzoin	C ₁₄ H ₁₂ O ₂	212.244	25	0.03	0.3	40		
Benzonitrile	C ₇ H ₅ N	103.122	25	0.2	2	10		
Benzo[ghi]perylene	C ₂₂ H ₁₂	276.330	25	0.000000026	0.00000026	42,4	0.000075	12
Benzophenone	C ₁₃ H ₁₀ O	182.217	20	0.0075	0.075	40		
2 <i>H</i> -1-Benzopyran-2-one	C ₉ H ₆ O ₂	146.143	20	0.190	1.90	40		
			60	0.69	6.9	40		
Benzo[a]pyrene	C ₂₀ H ₁₂	252.309	25	0.00000043	0.0000043	42,22	0.0000465	22
Benzo[e]pyrene	C ₂₀ H ₁₂	252.309	8	0.00000032	0.0000032	42		
			17	0.00000044	0.0000044	42,22	0.0000467	22
			25	0.00000048	0.0000048	42		
Benzo[f]quinoline	C ₁₃ H ₉ N	179.217	25	0.0079	0.079	6		
<i>p</i> -Benzoquinone	C ₆ H ₄ O ₂	108.095	25	1.36	13.8	27		
Benzo[b]thiophene	C ₈ H ₆ S	134.199	20	0.0130	0.130	6		
Benzo[b]triphenylene	C ₂₂ H ₁₄	278.346	25	0.0000027	0.000027	4		

Name	Mol. Form.	Mol. Wt.	<i>t</i> /°C	Solubility, <i>s</i>			Henry Const., <i>k_H</i>	
				100 <i>w</i> ₂ (mass%)	g per kg H ₂ O	Ref.	kPa m ³ mol ⁻¹	Ref.
Benzoxazole	C ₇ H ₅ NO	119.121	20	0.834	8.34	6		
<i>N</i> -Benzoylglycine	C ₉ H ₉ NO ₃	179.172	25	0.37	3.7	29		
Benzoyl peroxide	C ₁₄ H ₁₀ O ₄	242.227	20	0.000016	0.00016	40		
<i>N</i> -Benzoyl- <i>L</i> -phenylalanine	C ₁₆ H ₁₅ NO ₃	269.295	25	0.085	0.85	29		
Benzyl acetate	C ₉ H ₁₀ O ₂	150.174	25	0.150	1.50	40		
Benzyl alcohol	C ₇ H ₈ O	108.138	20	0.08	0.8	10		
Benzyl formate	C ₈ H ₈ O ₂	136.149	20	1.07	10.8	20		
			80	1.43	14.5	20		
Bifenthrin	C ₂₃ H ₂₂ ClF ₃ O ₂	422.868	25	0.00001	0.0001	32		
Biotin	C ₁₀ H ₁₆ N ₂ O ₃ S	244.310	25	0.035	0.35	40		
Biphenyl	C ₁₂ H ₁₀	154.207	0	0.000272	0.00272	4		
			25	0.00054	0.0054	58,22	0.0280	22
			50	0.0022	0.022	4		
2,2'-Bipyridine	C ₁₀ H ₈ N ₂	156.184	25	0.61	6.1	40		
2,2'-Biquinoline	C ₁₈ H ₁₂ N ₂	256.301	24	0.000102	0.00102	6		
Bis(4-aminophenyl) sulfone	C ₁₂ H ₁₂ N ₂ O ₂ S	248.300	25	0.016	0.16	40		
Bis(2-chloroethyl) ether	C ₄ H ₈ Cl ₂ O	143.012	20	1.04	10.5	20	0.003	13
			81	1.26	12.8	20		
1,1-Bis(4-chlorophenyl)-2,2,2-trichloroethanol	C ₁₄ H ₉ Cl ₅ O	370.485	25	0.00013	0.0013	40		
Bis(2-ethylhexyl) phthalate	C ₂₄ H ₃₈ O ₄	390.557	25	0.000027	0.00027	40		
2,2-Bis(4-hydroxyphenyl)propane	C ₁₅ H ₁₆ O ₂	228.287	25	0.0300	0.30	49		
1,3-Bis(trifluoromethyl)benzene	C ₈ H ₄ F ₆	214.108	25	0.0041	0.041	2		
Borneol	C ₁₀ H ₁₈ O	154.249	25	0.046	0.46	52		
Bromacil	C ₉ H ₁₃ BrN ₂ O ₂	261.115	25	0.082	0.82	40		
Bromobenzene	C ₆ H ₅ Br	157.008	10	0.0387	0.387	2		
			25	0.0445	0.445	2	0.250	28
			40	0.0516	0.516	2		
2-Bromobenzoic acid	C ₇ H ₅ BrO ₂	201.018	25	0.185	1.85	27		
3-Bromobenzoic acid	C ₇ H ₅ BrO ₂	201.018	25	0.040	0.40	27		
4-Bromobenzoic acid	C ₇ H ₅ BrO ₂	201.018	25	0.0056	0.056	27		
1-Bromobutane	C ₄ H ₉ Br	137.018	25	0.087	0.87	35	1.2	13
4-Bromo-1-butene	C ₄ H ₇ Br	135.003	25	0.076	0.76	35		
1-Bromo-2-chlorobenzene	C ₆ H ₄ BrCl	191.453	25	0.0124	0.124	2		
1-Bromo-3-chlorobenzene	C ₆ H ₄ BrCl	191.453	25	0.0118	0.118	2		
1-Bromo-4-chlorobenzene	C ₆ H ₄ BrCl	191.453	25	0.00442	0.0442	2		
1-Bromo-2-chloroethane	C ₂ H ₄ BrCl	143.410	30	0.683	6.83	25		
Bromochloromethane	CH ₂ BrCl	129.384	25	1.7	17	10	0.18	13
1-Bromo-3-chloropropane	C ₃ H ₆ BrCl	157.437	25	0.223	2.23	35		
2-Bromo-2-chloro-1,1,1-trifluoroethane	C ₂ HBrClF ₃	197.381	10	0.52	5.2	25		
			25	0.41	4.1	25		
			40	0.40	4.0	25		
Bromodichloromethane	CHBrCl ₂	163.829	30	0.300	3.00	40		
Bromoethane	C ₂ H ₅ Br	108.965	0	1.05	10.6	25		
			25	0.90	9.0	25	1.23	13
1-Bromoheptane	C ₇ H ₁₅ Br	179.098	25	0.00067	0.0067	35		
1-Bromohexane	C ₆ H ₁₃ Br	165.071	25	0.00258	0.0258	35		
1-Bromo-4-iodobenzene	C ₆ H ₄ BrI	282.904	25	0.000794	0.00794	2		
Bromomethane	CH ₃ Br	94.939	20	1.80*	18.3*	5	0.63	13
1-Bromo-3-methylbutane	C ₅ H ₁₁ Br	151.045	16	0.020	0.20	35		

Name	Mol. Form.	Mol. Wt.	t/°C	Solubility, s			Henry Const., k_H	
				100 w_2 (mass%)	g per kg H ₂ O	Ref.	kPa m ³ mol ⁻¹	Ref.
1-Bromo-2-methylpropane	C ₄ H ₉ Br	137.018	18	0.051	0.51	35		
1-Bromooctane	C ₈ H ₁₇ Br	193.125	25	0.000167	0.00167	35		
1-Bromopentane	C ₅ H ₁₁ Br	151.045	25	0.0127	0.127	35		
4-Bromophenol	C ₆ H ₅ BrO	173.007	25	1.86	19.0	2		
1-Bromopropane	C ₃ H ₇ Br	122.992	0	0.298	2.98	35		
			25	0.234	2.34	35	3.8	13
2-Bromopropane	C ₃ H ₇ Br	122.992	20	0.32	3.2	35	1.27	13
3-Bromopropene	C ₃ H ₅ Br	120.976	25	0.38	3.8	35		
4-Bromotoluene	C ₇ H ₇ Br	171.035	25	0.011	0.11	2		
Bromotrifluoromethane	CBrF ₃	148.910	25	0.032*	0.32*	14		
5-Bromouracil	C ₄ H ₃ BrN ₂ O ₂	190.983	25	0.288	2.89	72		
Brucine	C ₂₃ H ₂₆ N ₂ O ₄	394.463	20	0.012	0.12	27		
1,3-Butadiene	C ₄ H ₆	54.091	25	0.0735*	0.735*	5	20.7	13
Butanal	C ₄ H ₈ O	72.106	25	7.1	76	10		
Butanamide	C ₄ H ₉ NO	87.120	25	≈19	≈230	40		
Butane	C ₄ H ₁₀	58.122	25	0.00724*	0.0724*	18	95.9	5
2,3-Butanedione	C ₄ H ₆ O ₂	86.090	20	31.7	464	20		
			80	21.8	279	20		
Butanenitrile	C ₄ H ₇ N	69.106	20	3.3	34	10		
1,2,3,4-Butanetetrol	C ₄ H ₁₀ O ₄	122.120	20	38.0	613	27		
1-Butanethiol	C ₄ H ₁₀ S	90.187	20	0.0597	0.597	10		
1-Butanol	C ₄ H ₁₀ O	74.121	0	10.5	117	78,1		
			25	7.3	79	78,1		
			50	6.4	68	78,1		
			100	8.8	96	78		
2-Butanol	C ₄ H ₁₀ O	74.121	10	23.9	314	1,87		
			25	18.1	221	1,87		
			50	14.0	163	1,87		
2-Butanone	C ₄ H ₈ O	72.106	0	35.9	560	82		
			25	25.6	344	82		
			40	21.5	274	82		
			70	18.1	221	20		
			100	19.3	239	82		
<i>trans</i> -2-Butenal	C ₄ H ₆ O	70.090	20	15.6	185	10		
1-Butene	C ₄ H ₈	56.107	25	0.0222*	0.222*	5	25.6	13
<i>trans</i> -2-Butenoic acid	C ₄ H ₆ O ₂	86.090	20	7.1	76	26		
<i>cis</i> -2-Buten-1-ol	C ₄ H ₈ O	72.106	20	16.6	199	10		
3-Buten-2-one	C ₄ H ₆ O	70.090	28	54.3	1190	82		
			50	35.6	553	82		
			80	37.6	603	82		
Butyl acetate	C ₆ H ₁₂ O ₂	116.158	20	0.68	6.8	10		
<i>sec</i> -Butyl acetate	C ₆ H ₁₂ O ₂	116.158	20	0.62	6.2	10		
Butyl 4-aminobenzoate	C ₁₁ H ₁₅ NO ₂	193.243	25	0.018	0.18	40		
Butylbenzene	C ₁₀ H ₁₄	134.218	25	0.00138	0.0138	22,89	1.33	22
<i>sec</i> -Butylbenzene	C ₁₀ H ₁₄	134.218	25	0.0014	0.014	4,89	1.89	11
<i>tert</i> -Butylbenzene	C ₁₀ H ₁₄	134.218	25	0.0032	0.032	4	1.28	11
Butyl ethyl ether	C ₆ H ₁₄ O	102.174	20	0.65	6.5	20		
			70	0.39	3.9	20		
Butyl 4-hydroxybenzoate	C ₁₁ H ₁₄ O ₃	194.227	25	0.020	0.20	40		

Name	Mol. Form.	Mol. Wt.	t/°C	Solubility, s			Henry Const., k_H	
				100 w_2 (mass%)	g per kg H ₂ O	Ref.	kPa m ³ mol ⁻¹	Ref.
Butyl methyl ether	C ₅ H ₁₂ O	88.148	0	2.51	25.7	79		
			25	0.89	9.0	79		
4- <i>tert</i> -Butylphenol	C ₁₀ H ₁₄ O	150.217	25	0.058	0.58	40		
Butyl propanoate	C ₇ H ₁₄ O ₂	130.185	22	0.572	5.72	27		
Butyl stearate	C ₂₂ H ₄₄ O ₂	340.583	25	0.2	2	10		
Butyl vinyl ether	C ₆ H ₁₂ O	100.158	20	0.3	3	10		
1-Butyne	C ₄ H ₆	54.091	25	0.287*	2.87*	5	1.91	5
Caffeine	C ₈ H ₁₀ N ₄ O ₂	194.191	25	2.12	21.7	29		
Camphor, (+)	C ₁₀ H ₁₆ O	152.233	20	0.01	0.1	10		
<i>trans</i> -Camphoric acid	C ₁₀ H ₁₆ O ₄	200.232	25	0.8	8	27		
Cantharidin	C ₁₀ H ₁₂ O ₄	196.200	20	0.003	0.03	40		
Caprolactam	C ₆ H ₁₁ NO	113.157	25	84.0	5250	10		
Captafol	C ₁₀ H ₉ Cl ₄ NO ₂ S	349.061	20	0.000142	0.00142	40		
Captan	C ₉ H ₈ Cl ₃ NO ₂ S	300.590	20	0.00005	0.0005	40		
Carbaryl	C ₁₂ H ₁₁ NO ₂	201.221	20	0.0102	0.102	40		
Carbazole	C ₁₂ H ₉ N	167.206	22	0.000120	0.00120	6		
Carbofuran	C ₁₂ H ₁₅ NO ₃	221.252	20	0.032	0.32	40		
Carbon dioxide	CO ₂	44.010	25	0.150*	1.50*	18		
Carbon disulfide	CS ₂	76.141	20	0.210	2.10	10		
Carbon monoxide	CO	28.010	25	0.00276*	0.0276*	18		
Carboxin	C ₁₂ H ₁₃ NO ₂ S	235.302	25	0.017	0.17	40		
Carminic acid	C ₂₂ H ₂₀ O ₁₃	492.386	20	0.13	1.3	40		
Carnosine	C ₉ H ₁₄ N ₄ O ₃	226.232	25	24.4	323	26		
Carvenol	C ₁₀ H ₁₆ O	152.233	25	0.29	2.9	52		
Carvenone, (S)-	C ₁₀ H ₁₆ O	152.233	15	0.22	2.2	27		
Carvone	C ₁₀ H ₁₄ O	150.217	15	0.13	1.3	27		
(S)-Carvone	C ₁₀ H ₁₄ O	150.217	25	0.13	1.3	52		
Cephalexin	C ₁₆ H ₁₇ N ₃ O ₄ S	347.389	25	1.2	12	40		
Chloramphenicol	C ₁₁ H ₁₂ Cl ₂ N ₂ O ₅	323.129	25	0.38	3.8	40		
Chlordane	C ₁₀ H ₆ Cl ₈	409.779	25	0.00006	0.0006	67		
2-Chloroaniline	C ₆ H ₆ ClN	127.572	25	0.876	8.76	10		
3-Chloroaniline	C ₆ H ₆ ClN	127.572	20	0.54	5.4	40		
4-Chloroaniline	C ₆ H ₆ ClN	127.572	20	0.275	2.75	40		
Chlorobenzene	C ₆ H ₅ Cl	112.557	5	0.050	0.50	61		
			25	0.050	0.50	61		
			45	0.055	0.55	61,2		
Chlorobenzilate	C ₁₆ H ₁₄ Cl ₂ O ₃	325.186	20	0.001	0.01	32		
2-Chlorobenzoic acid	C ₇ H ₅ ClO ₂	156.567	25	0.209	2.09	27		
3-Chlorobenzoic acid	C ₇ H ₅ ClO ₂	156.567	25	0.040	0.40	27		
4-Chlorobenzoic acid	C ₇ H ₅ ClO ₂	156.567	25	0.072	0.72	27		
2-Chlorobiphenyl	C ₁₂ H ₉ Cl	188.652	25	0.00055	0.0055	7	0.0701	7
1-Chlorobutane	C ₄ H ₉ Cl	92.567	1	0.062	0.62	35		
			25	0.087	0.87	35	1.54	13
2-Chlorobutane	C ₄ H ₉ Cl	92.567	0	0.107	1.07	35		
			25	0.092	0.92	35		
3-Chloro-2-butanone	C ₄ H ₇ ClO	106.551	19	2.80	28.8	20		
			92	3.38	35.0	20		
Chlorodiazepoxide	C ₁₆ H ₁₄ ClN ₃ O	299.754	20	0.2	2	40		
Chlorodibromomethane	CHBr ₂ Cl	208.280	30	0.251	2.51	40		

Name	Mol. Form.	Mol. Wt.	t/°C	Solubility, s			Henry Const., k_H	
				100 w_2 (mass%)	g per kg H ₂ O	Ref.	kPa m ³ mol ⁻¹	Ref.
Chlorodifluoromethane	CHClF ₂	86.469	25	0.30*	3.0*	10	3.0	13
4-Chloro-2,5-dimethylphenol	C ₈ H ₉ ClO	156.609	25	0.89	8.9	2		
4-Chloro-2,6-dimethylphenol	C ₈ H ₉ ClO	156.609	25	0.52	5.2	2		
4-Chloro-3,5-dimethylphenol	C ₈ H ₉ ClO	156.609	25	0.34	3.4	2		
1-Chloro-2,4-dinitrobenzene	C ₆ H ₃ ClN ₂ O ₄	202.552	25	0.00092	0.0092	40		
Chloroethane	C ₂ H ₅ Cl	64.514	0	0.45	4.5	25		
			25	0.67*	6.7*	25	1.02	13
Chloroethene	C ₂ H ₃ Cl	62.498	25	0.27*	2.7*	5	2.68	13
1-Chloro-2-fluorobenzene	C ₆ H ₄ ClF	130.547	25	0.0502	0.502	40		
Chlorofluoromethane	CH ₂ ClF	68.478	25	1.05*	10.6*	14		
1-Chloroheptane	C ₇ H ₁₅ Cl	134.647	25	0.00136	0.0136	35		
1-Chlorohexane	C ₆ H ₁₃ Cl	120.620	5	0.0047	0.047	35		
			25	0.0064	0.064	35		
2-Chloro-4-hydroxy-5-methoxybenzaldehyde	C ₈ H ₇ ClO ₃	186.593	25	0.013	0.13	8		
3-Chloro-4-hydroxy-5-methoxybenzaldehyde	C ₈ H ₇ ClO ₃	186.593	25	0.093	0.93	8		
1-Chloro-2-iodobenzene	C ₆ H ₄ ClI	238.453	25	0.00689	0.0689	2		
1-Chloro-3-iodobenzene	C ₆ H ₄ ClI	238.453	25	0.00674	0.0674	2		
1-Chloro-4-iodobenzene	C ₆ H ₄ ClI	238.453	25	0.00311	0.0311	2		
Chloromethane	CH ₃ Cl	50.488	25	0.535*	5.35*	5	0.98	13
1-Chloro-2-methoxyethane	C ₃ H ₇ ClO	94.540	20	7.79	84.5	20		
			70	6.31	67.3	20		
(Chloromethyl)benzene	C ₇ H ₇ Cl	126.584	20	0.0493	0.493	10		
3-(Chloromethyl)heptane	C ₈ H ₁₇ Cl	148.674	20	0.01	0.1	10		
2-Chloro-6-methylphenol	C ₇ H ₇ ClO	142.583	25	0.36	3.6	2		
4-Chloro-2-methylphenol	C ₇ H ₇ ClO	142.583	25	0.68	6.8	2		
4-Chloro-3-methylphenol	C ₇ H ₇ ClO	142.583	25	0.40	4.0	2		
(4-Chloro-2-methylphenoxy)acetic acid	C ₉ H ₉ ClO ₃	200.618	25	0.117	1.17	40		
1-Chloro-2-methylpropane	C ₄ H ₉ Cl	92.567	25	0.92	9.2	35		
2-Chloro-2-methylpropane	C ₄ H ₉ Cl	92.567	15	0.29	2.9	35		
1-Chloro-2-methylpropene	C ₄ H ₇ Cl	90.552	25	0.916	9.16	5	0.12	5
1-Chloronaphthalene	C ₁₀ H ₇ Cl	162.616	25	0.00224	0.0224	5	0.0363	28
2-Chloronaphthalene	C ₁₀ H ₇ Cl	162.616	25	0.00117	0.0117	5	0.0335	28
1-Chloro-2-nitrobenzene	C ₆ H ₄ ClNO ₂	157.555	20	0.0441	0.441	40		
1-Chloro-3-nitrobenzene	C ₆ H ₄ ClNO ₂	157.555	20	0.0273	0.273	40		
1-Chloro-4-nitrobenzene	C ₆ H ₄ ClNO ₂	157.555	20	0.0453	0.453	40		
3-Chloro-2-nitrobenzoic acid	C ₇ H ₄ ClNO ₄	201.565	25	0.047	0.47	27		
5-Chloro-2-nitrobenzoic acid	C ₇ H ₄ ClNO ₄	201.565	25	0.96	9.6	27		
1-Chlorooctane	C ₈ H ₁₇ Cl	148.674	25	0.0345	0.345	35		
Chloropentafluoroethane	C ₂ ClF ₅	154.466	25	0.006*	0.06*	10	260	13
1-Chloropentane	C ₅ H ₁₁ Cl	106.594	5	0.020	0.20	35		
			25	0.0201	0.201	35	2.37	13
3-Chloropentane	C ₅ H ₁₁ Cl	106.594	25	0.025	0.25	35		
5-Chloro-2-pentanone	C ₅ H ₉ ClO	120.577	22	4.7	49	20		
			71	13.5	156	20		
2-Chlorophenol	C ₆ H ₅ ClO	128.556	25	2.27	23.2	48,51,2		
3-Chlorophenol	C ₆ H ₅ ClO	128.556	25	2.2	22	2		
4-Chlorophenol	C ₆ H ₅ ClO	128.556	25	2.55	26.2	48,51,2		
N'-(4-Chlorophenyl)-N,N-dimethylurea	C ₉ H ₁₁ ClN ₂ O	198.648	25	0.023	0.23	26		
1-Chloropropane	C ₃ H ₇ Cl	78.541	25	0.250	2.50	35	1.41	13

	Name	Mol. Form.	Mol. Wt.	<i>t</i> /°C	Solubility, <i>s</i>			Henry Const., <i>k_H</i>	
					100 <i>w</i> ₂ (mass%)	g per kg H ₂ O	Ref.	kPa m ³ mol ⁻¹	Ref.
Thermochem	2-Chloropropane	C ₃ H ₇ Cl	78.541	0	0.44	4.4	35		
				20	0.30	3.0	35		
	3-Chloropropene	C ₃ H ₅ Cl	76.525	25	0.40	4.0	35	1.10	5
				50	0.13	1.3	35		
	Chloropropham	C ₁₀ H ₁₂ ClNO ₂	213.661	25	0.0080	0.080	40		
	1-Chlorotetradecane	C ₁₄ H ₂₉ Cl	232.833	25	0.0232	0.232	35		
	Chlorothalonil	C ₈ Cl ₄ N ₂	265.911	25	0.00006	0.0006	40		
	Chlorothiazide	C ₇ H ₆ ClN ₃ O ₄ S ₂	295.724	25	0.0283	0.283	40		
	2-Chlorotoluene	C ₇ H ₇ Cl	126.584	25	0.0117	0.117	61		
	3-Chlorotoluene	C ₇ H ₇ Cl	126.584	25	0.0117	0.117	61		
	4-Chlorotoluene	C ₇ H ₇ Cl	126.584	25	0.0123	0.123	61		
	Chlorotrifluoromethane	CClF ₃	104.459	25	0.009*	0.09*	10	6.9	13
	3-Chloro-1,1,1-trifluoropropane	C ₃ H ₄ ClF ₃	132.512	20	0.133	1.33	35		
	2-Chloro-1,3,5-trinitrobenzene	C ₆ H ₂ ClN ₃ O ₆	247.549	15	0.018	0.18	40		
	5-Chlorouracil	C ₄ H ₃ ClN ₂ O ₂	146.532	25	0.250	2.51	72		
	Chlorpyrifos	C ₉ H ₁₁ Cl ₃ NO ₃ PS	350.586	20	0.000073	0.00073	40		
	Chlorsulfuron	C ₁₂ H ₁₂ ClN ₅ O ₄ S	357.773	25	2.71	27.9	32		
	Cholic acid	C ₂₄ H ₄₀ O ₅	408.572	20	0.028	0.28	26		
	Chrysene	C ₁₈ H ₁₂	228.288	7	0.00000007	0.0000007	42		
				25	0.00000019	0.0000019	42,22	0.000065	22
	<i>trans</i> -Cinnamaldehyde	C ₉ H ₈ O	132.159	25	0.135	1.35	40		
	<i>trans</i> -Cinnamic acid	C ₉ H ₈ O ₂	148.159	20	0.1	1	26		
				98	0.59	5.9	26		
	Citric acid	C ₆ H ₈ O ₇	192.124	20	59	1440	26		
	Clopyralid	C ₆ H ₅ Cl ₂ NO ₂	192.000	20	0.1	1	40		
	Clorophene	C ₁₃ H ₁₁ ClO	218.678	20	0.42	4.2	40		
	Cocaine	C ₁₇ H ₂₁ NO ₄	303.354	25	0.17	1.7	27		
	Codeine	C ₁₈ H ₂₁ NO ₃	299.365	25	0.79	7.9	27		
	Colchicine	C ₂₂ H ₂₅ NO ₆	399.437	20	4	42	26		
	Coronene	C ₂₄ H ₁₂	300.352	25	0.000000014	0.00000014	42,4		
	Creatine	C ₄ H ₉ N ₃ O ₂	131.133	25	1.6	16	26		
	<i>o</i> -Cresol	C ₇ H ₈ O	108.138	40	3.08	31.8	10		
	<i>m</i> -Cresol	C ₇ H ₈ O	108.138	40	2.51	25.7	10		
	<i>p</i> -Cresol	C ₇ H ₈ O	108.138	40	2.26	23.1	10		
	Crufomate	C ₁₂ H ₁₉ ClNO ₃ P	291.711	20	0.50	5.0	40		
	Cyanazine	C ₉ H ₁₃ ClN ₆	240.692	25	0.0171	0.171	40		
	2-Cyanoacetamide	C ₃ H ₄ N ₂ O	84.076	20	11.5	130	40		
	Cyanogen	C ₂ N ₂	52.034	25	0.8*	8*	30		
	Cyanogen chloride	CClN	61.471	0	5.7	60	40		
	Cyanoguanidine	C ₂ H ₄ N ₄	84.080	25	3.8	40	40		
	Cyanuric acid	C ₃ H ₃ N ₃ O ₃	129.074	25	0.259	2.59	40		
	Cycloheptane	C ₇ H ₁₄	98.186	25	0.0030	0.030	3	9.59	13
	Cycloheptanone	C ₇ H ₁₂ O	112.169	20	3.61	37.5	20		
				92	2.82	29.0	20		
	1,3,5-Cycloheptatriene	C ₇ H ₈	92.139	25	0.064	0.64	3	0.47	13
	Cycloheptene	C ₇ H ₁₂	96.170	25	0.0066	0.066	3	4.9	13
	1,4-Cyclohexadiene	C ₆ H ₈	80.128	25	0.08	0.8	3	1.03	13
	Cyclohexane	C ₆ H ₁₂	84.159	25	0.0058	0.058	3	19.4	13
				70	0.0092	0.092	65		

Name	Mol. Form.	Mol. Wt.	t/°C	Solubility, s			Henry Const., k_H	
				100 w_2 (mass%)	g per kg H ₂ O	Ref.	kPa m ³ mol ⁻¹	Ref.
			100	0.0163	0.163	65		
Cyclohexanecarboxylic acid	C ₇ H ₁₂ O ₂	128.169	15	0.201	2.01	27		
Cyclohexanol	C ₆ H ₁₂ O	100.158	10	4.62	48.4	1		
			25	3.8	40	1		
			40	3.30	34.1	1		
Cyclohexanone	C ₆ H ₁₀ O	98.142	10	12.2	139	83		
			25	9.5	105	83		
			50	7.6	82	83		
			80	6.8	73	20		
Cyclohexanone oxime	C ₆ H ₁₁ NO	113.157	25	1.57	16.0	40		
Cyclohexene	C ₆ H ₁₀	82.143	25	0.016	0.16	3	4.57	13
Cyclohexyl butanoate	C ₁₀ H ₁₈ O ₂	170.249	20	0.11	1.1	20		
			90	0.09	0.90	20		
Cyclooctane	C ₈ H ₁₆	112.213	25	0.00079	0.0079	4	10.7	13
1,3-Cyclopentadiene	C ₅ H ₆	66.102	25	0.068	0.68	3		
Cyclopentane	C ₅ H ₁₀	70.133	25	0.0157	0.157	3	19.1	13
Cyclopentanol	C ₅ H ₁₀ O	86.132	19	10.6	119	88		
			50	8.3	91	88		
			90	9.2	101	88		
Cyclopentanone	C ₅ H ₈ O	84.117	0	37.7	605	20		
			20	31.0	449	20		
			80	24.8	330	20		
Cyclopentene	C ₅ H ₈	68.118	25	0.054	0.54	3	6.56	13
Cyclopropane	C ₃ H ₆	42.080	25	0.0484*	0.484*	19		
Cyfluthrin	C ₂₂ H ₁₈ Cl ₂ FNO ₃	434.287	20	0.0000002	0.000002	32		
Cygon	C ₅ H ₁₂ NO ₃ PS ₂	229.258	20	2.6	27	40		
Cyhalothrin	C ₂₃ H ₁₉ ClF ₃ NO ₃	449.850	20	0.0000005	0.000005	32		
Cypermethrin	C ₂₂ H ₁₉ Cl ₂ NO ₃	416.297	20	0.000001	0.00001	32		
L-Cystine	C ₆ H ₁₂ N ₂ O ₄ S ₂	240.300	25	0.0166	0.166	62		
Cytisine	C ₁₁ H ₁₄ N ₂ O	190.241	16	≈30	≈430	40		
Cytosine	C ₄ H ₅ N ₃ O	111.102	25	0.73	7.3	29		
Daminozide	C ₆ H ₁₂ N ₂ O ₃	160.170	25	9.1	100	40		
Dazomet	C ₅ H ₁₀ N ₂ S ₂	162.276	25	0.12	1.2	40		
Decabromobiphenyl ether	C ₁₂ Br ₁₀ O	959.167	25	0.0000025	0.000025	40		
Decachlorobiphenyl	C ₁₂ Cl ₁₀	498.658	25	0.00000000012	0.0000000012	7	0.0208	7
cis-Decahydronaphthalene	C ₁₀ H ₁₈	138.250	25	0.000089	0.00089	37		
trans-Decahydronaphthalene	C ₁₀ H ₁₈	138.250	25	0.000089	0.00089	4	3	13
Decane	C ₁₀ H ₂₂	142.282	0	0.0000015	0.000015	4	479	13
Decanedioic acid	C ₁₀ H ₁₈ O ₄	202.248	20	0.10	1.0	40		
Decanoic acid	C ₁₀ H ₂₀ O ₂	172.265	20	0.015	0.15	26		
1-Decanol	C ₁₀ H ₂₂ O	158.281	25	0.0037	0.037	1		
2-Decanone	C ₁₀ H ₂₀ O	156.265	25	0.0079	0.079	84		
4-Decanone	C ₁₀ H ₂₀ O	156.265	20	0.0238	0.238	20		
			80	0.0064	0.064	20		
1-Decene	C ₁₀ H ₂₀	140.266	25	0.00057	0.0057	4		
2'-Deoxyadenosine	C ₁₀ H ₁₃ N ₅ O ₃	251.242	25	0.67	6.7	29		
Dexamethasone	C ₂₂ H ₂₉ FO ₅	392.460	25	0.009	0.09	40		
Dibenz[a,j]acridine	C ₂₁ H ₁₃ N	279.335	25	0.000016	0.00016	6		
Dibenz[a,h]anthracene	C ₂₂ H ₁₄	278.346	25	0.00000005	0.0000005	42,4		

Name	Mol. Form.	Mol. Wt.	<i>t</i> /°C	Solubility, <i>s</i>			Henry Const., <i>k_H</i>	
				100 <i>w</i> ₂ (mass%)	g per kg H ₂ O	Ref.	kPa m ³ mol ⁻¹	Ref.
Dibenz[a,j]anthracene	C ₂₂ H ₁₄	278.346	27	0.0000012	0.000012	42,4		
13 <i>H</i> -Dibenzo[a,i]carbazole	C ₂₀ H ₁₃ N	267.324	24	0.00000104	0.0000104	6		
Dibenzo[b,e][1,4]dioxin	C ₁₂ H ₈ O ₂	184.191	25	0.000126	0.00126	68		
Dibenzofuran	C ₁₂ H ₈ O	168.191	25	0.000475	0.00475	41	0.011	12
Dibenzothiophene	C ₁₂ H ₈ S	184.257	25	0.000103	0.00103	6		
Dibenzyl ether	C ₁₄ H ₁₄ O	198.260	35	0.0040	0.040	10		
<i>o</i> -Dibromobenzene	C ₆ H ₄ Br ₂	235.904	25	0.00748	0.0748	2		
<i>m</i> -Dibromobenzene	C ₆ H ₄ Br ₂	235.904	25	0.0064	0.064	2		
<i>p</i> -Dibromobenzene	C ₆ H ₄ Br ₂	235.904	25	0.0020	0.020	2		
1,4-Dibromobutane	C ₄ H ₈ Br ₂	215.915	25	0.035	0.35	35		
1,2-Dibromo-1-chloroethane	C ₂ H ₃ Br ₂ Cl	222.306	20	0.060	0.60	25		
1,2-Dibromo-3-chloropropane	C ₃ H ₅ Br ₂ Cl	236.333	20	0.123	1.23	35		
1,2-Dibromo-1,2-dichloroethane	C ₂ H ₂ Br ₂ Cl ₂	256.751	20	0.070	0.70	25		
1,2-Dibromoethane	C ₂ H ₄ Br ₂	187.861	20	0.412	4.14	20		
			50	0.493	4.95	20	0.066	13
			80	0.572	5.75	20		
1,2-Dibromo-1,1,2,3,3,3-hexafluoropropane	C ₃ BrF ₆	309.830	21	0.0068	0.068	35		
3,5-Dibromo-4-hydroxybenzonitrile	C ₇ H ₃ Br ₂ NO	276.913	25	0.013	0.13	40		
Dibromomethane	CH ₂ Br ₂	173.835	20	1.28	13.0	20	0.086	13
			90	1.51	15.3	20		
2,4-Dibromophenol	C ₆ H ₄ Br ₂ O	251.903	25	0.2	2	2		
1,2-Dibromopropane	C ₃ H ₆ Br ₂	201.888	25	0.143	1.43	10		
1,3-Dibromopropane	C ₃ H ₆ Br ₂	201.888	25	0.169	1.69	35		
1,2-Dibromotetrafluoroethane	C ₂ Br ₂ F ₄	259.823	25	0.00030	0.0030	25		
Dibutylamine	C ₈ H ₁₉ N	129.244	20	0.47	4.7	10		
Dibutyl ether	C ₈ H ₁₈ O	130.228	0	0.040	0.40	20	0.48	13
			20	0.023	0.23	20	0.48	13
			90	0.010	0.10	20		
Dibutyl phthalate	C ₁₆ H ₂₂ O ₄	278.344	25	0.00112	0.0112	15		
Dibutyl sebacate	C ₁₈ H ₃₄ O ₄	314.461	20	0.004	0.04	10		
<i>o</i> -Dichlorobenzene	C ₆ H ₄ Cl ₂	147.002	5	0.012	0.12	61,58,2		
			25	0.015	0.15	61,58,2		
			45	0.020	0.20	61,58,2		
<i>m</i> -Dichlorobenzene	C ₆ H ₄ Cl ₂	147.002	10	0.0103	0.103	41,2		
			25	0.0120	0.120	41,2	0.376	11
			45	0.0141	0.141	61,2		
<i>p</i> -Dichlorobenzene	C ₆ H ₄ Cl ₂	147.002	10	0.00512	0.0512	2		
			25	0.0080	0.080	41	0.244	28
			50	0.0167	0.167	2		
3,5-Dichloro-1,2-benzenediol	C ₆ H ₄ Cl ₂ O ₂	179.001	25	0.78	7.8	8		
4,5-Dichloro-1,2-benzenediol	C ₆ H ₄ Cl ₂ O ₂	179.001	25	1.19	12.0	8		
3,3'-Dichloro- <i>p</i> -benzidine	C ₁₂ H ₁₀ Cl ₂ N ₂	253.126	25	0.00031	0.0031	40		
2,5-Dichlorobiphenyl	C ₁₂ H ₈ Cl ₂	223.098	25	0.0002	0.002	7	0.0201	7
2,6-Dichlorobiphenyl	C ₁₂ H ₈ Cl ₂	223.098	25	0.00014	0.0014	7		
1,1-Dichloro-2,2-bis(<i>p</i> -chlorophenyl)ethane	C ₁₄ H ₁₀ Cl ₄	320.041	25	0.000009	0.00009	40		
			45	0.000024	0.00024	40		
1,1-Dichlorobutane	C ₄ H ₈ Cl ₂	127.013	25	0.050	0.50	35		
1,4-Dichlorobutane	C ₄ H ₈ Cl ₂	127.013	25	0.16	1.6	35		
2,3-Dichlorobutane	C ₄ H ₈ Cl ₂	127.013	20	0.056	0.56	35		

Name	Mol. Form.	Mol. Wt.	t/°C	Solubility, s			Henry Const., k_H	
				100 w_2 (mass%)	g per kg H ₂ O	Ref.	kPa m ³ mol ⁻¹	Ref.
2,7-Dichlorodibenzo- <i>p</i> -dioxin	C ₁₂ H ₆ Cl ₂ O ₂	253.081	25	0.00000041	0.0000041	68		
1,2-Dichloro-1,1-difluoroethane	C ₂ H ₂ Cl ₂ F ₂	134.940	24	0.49	4.9	25		
Dichlorodifluoromethane	CCl ₂ F ₂	120.914	20	0.028*	0.28*	5	41	13
1,3-Dichloro-5,5-dimethyl hydantoin	C ₅ H ₆ Cl ₂ N ₂ O ₂	197.019	20	0.050	0.50	40		
1,1-Dichloroethane	C ₂ H ₄ Cl ₂	98.959	0	0.62	6.2	25		
			25	0.50	5.0	25	0.63	13
			50	0.50	5.0	25		
1,2-Dichloroethane	C ₂ H ₄ Cl ₂	98.959	0	0.92	9.2	25		
			25	0.86	8.6	25	0.14	13
			50	1.05	10.6	25		
			100	2.17	22.2	25		
1,1-Dichloroethene	C ₂ H ₂ Cl ₂	96.943	5	0.310	3.10	25		
			25	0.242	2.42	25	2.62	13
			50	0.225	2.25	25		
			90	0.355	3.55	25		
<i>cis</i> -1,2-Dichloroethene	C ₂ H ₂ Cl ₂	96.943	10	0.76	7.6	25		
			25	0.64	6.4	25	0.46	13
			40	0.66	6.6	25		
<i>trans</i> -1,2-Dichloroethene	C ₂ H ₂ Cl ₂	96.943	10	0.53	5.3	25		
			25	0.45	4.5	25	0.96	13
			40	0.41	4.1	25		
1,1-Dichloro-1-fluoroethane	C ₂ H ₃ Cl ₂ F	116.949	25	0.042	0.42	25		
Dichlorofluoromethane	CHCl ₂ F	102.923	25	0.95*	9.5*	10		
1,2-Dichloro-1,1,2,3,3,3-hexafluoropropane	C ₃ ClF ₆	220.928	21	0.0096	0.096	35		
1,4-Dichloro-5-isopropyl-2-methylbenzene	C ₁₀ H ₁₂ Cl ₂	203.108	25	0.00049	0.0049	23		
Dichloromethane	CH ₂ Cl ₂	84.933	25	1.73	17.6	20	0.30	13
3,6-Dichloro-2-methoxybenzoic acid	C ₈ H ₆ Cl ₂ O ₃	221.038	25	0.45	4.5	40		
(Dichloromethyl)benzene	C ₇ H ₆ Cl ₂	161.029	30	0.025	0.25	10		
2,3-Dichloro-2-methylbutane	C ₅ H ₁₀ Cl ₂	141.038	25	0.029	0.29	35		
2,4-Dichloro-6-methylphenol	C ₇ H ₆ Cl ₂ O	177.028	25	0.0283	0.283	2		
2,6-Dichloro-4-methylphenol	C ₇ H ₆ Cl ₂ O	177.028	25	0.0673	0.673	2		
2,3-Dichloro-1,4-naphthalenedione	C ₁₀ H ₄ Cl ₂ O ₂	227.044	25	0.00001	0.0001	40		
1,2-Dichloro-4-nitrobenzene	C ₆ H ₃ Cl ₂ NO ₂	192.000	20	0.0121	0.121	40		
1,2-Dichloropentane	C ₅ H ₁₀ Cl ₂	141.038	25	0.029	0.29	35		
1,5-Dichloropentane	C ₅ H ₁₀ Cl ₂	141.038	19	0.02	0.2	35		
2,3-Dichloropentane	C ₅ H ₁₀ Cl ₂	141.038	25	0.029	0.29	35		
Dichlorophene	C ₁₃ H ₁₀ Cl ₂ O ₂	269.123	25	0.003	0.03	40		
2,3-Dichlorophenol	C ₆ H ₄ Cl ₂ O	163.001	25	0.82	8.3	40		
2,4-Dichlorophenol	C ₆ H ₄ Cl ₂ O	163.001	25	0.55	5.5	48,51,24		
2,6-Dichlorophenol	C ₆ H ₄ Cl ₂ O	163.001	25	0.262	2.62	40		
(2,4-Dichlorophenoxy)acetic acid	C ₈ H ₆ Cl ₂ O ₃	221.038	25	0.07	0.7	40		
4-(2,4-Dichlorophenoxy)butanoic acid	C ₁₀ H ₁₀ Cl ₂ O ₃	249.090	25	0.0046	0.046	40		
2-(2,4-Dichlorophenoxy)propanoic acid	C ₉ H ₈ Cl ₂ O ₃	235.064	25	0.083	0.83	40		
1,2-Dichloropropane	C ₃ H ₆ Cl ₂	112.986	5	0.270	2.70	35		
			25	0.274	2.74	35	0.29	13
			40	0.297	2.97	35		
1,3-Dichloropropane	C ₃ H ₆ Cl ₂	112.986	5	0.218	2.18	35		
			25	0.280	2.80	35		
<i>cis</i> -1,3-Dichloropropene	C ₃ H ₄ Cl ₂	110.970	20	0.27	2.7	5	0.24	5

Name	Mol. Form.	Mol. Wt.	t/°C	Solubility, s			Henry Const., k_H	
				100 w_2 (mass%)	g per kg H ₂ O	Ref.	kPa m ³ mol ⁻¹	Ref.
<i>trans</i> -1,3-Dichloropropene	C ₃ H ₄ Cl ₂	110.970	20	0.28	2.8	5	0.18	5
2,3-Dichloropropene	C ₃ H ₄ Cl ₂	110.970	25	0.215	2.15	5	0.36	5
1,2-Dichloro-1,1,2,2-tetrafluoroethane	C ₂ Cl ₂ F ₄	170.921	25	0.013*	0.13*	10	127	13
2,4-Dichlorotoluene	C ₇ H ₆ Cl ₂	161.029	25	0.00260	0.0260	61		
2,6-Dichlorotoluene	C ₇ H ₆ Cl ₂	161.029	25	0.00233	0.0233	61		
2,2-Dichloro-1,1,1-trifluoroethane	C ₂ HCl ₂ F ₃	152.930	25	0.46	4.6	25		
Diclofop-methyl	C ₁₆ H ₁₄ Cl ₂ O ₄	341.186	20	0.0003	0.003	32		
Dieldrin	C ₁₂ H ₈ Cl ₆ O	380.909	25	0.000020	0.00020	67		
Diethanolamine	C ₄ H ₁₁ NO ₂	105.136	20	95.4	20700	10		
1,1-Diethoxyethane	C ₆ H ₁₄ O ₂	118.174	25	5	53	10		
1,2-Diethoxyethane	C ₆ H ₁₄ O ₂	118.174	20	21.0	266	10		
2-(Diethylamino)- <i>N</i> -(2,6-dimethylphenyl)acetamide	C ₁₄ H ₂₂ N ₂ O	234.337	25	0.38	3.8	40		
<i>o</i> -Diethylbenzene	C ₁₀ H ₁₄	134.218	20	0.0071	0.071	40		
<i>p</i> -Diethylbenzene	C ₁₀ H ₁₄	134.218	20	0.0025	0.025	40		
Diethyl carbonate	C ₅ H ₁₀ O ₃	118.131	20	1.8	18	40		
Diethyl ether	C ₄ H ₁₀ O	74.121	0	12.5	143	79	0.088	13
			25	5.9	63	79	0.088	13
			38	4.6	48	79	0.088	13
			82	3.1	32	79	0.088	13
Diethyl glutarate	C ₉ H ₁₆ O ₄	188.221	30	1.20	12.1	20		
			91	0.91	9.2	20		
Diethyl maleate	C ₈ H ₁₂ O ₄	172.179	20	1.56	15.8	20		
			91	1.75	17.8	20		
Diethyl malonate	C ₇ H ₁₂ O ₄	160.168	20	2.26	23.1	20		
			91	2.47	25.3	20		
Diethyl phthalate	C ₁₂ H ₁₄ O ₄	222.237	25	0.12	1.2	40		
<i>trans</i> -Diethylstilbestrol	C ₁₈ H ₂₀ O ₂	268.351	20	0.01	0.1	40		
Diethyl succinate	C ₈ H ₁₄ O ₄	174.195	20	0.19	1.9	40		
Diethyl sulfide	C ₄ H ₁₀ S	90.187	25	0.307	3.07	40		
Diflubenzuron	C ₁₄ H ₉ ClF ₂ N ₂ O ₂	310.683	20	0.00002	0.0002	40		
<i>o</i> -Difluorobenzene	C ₆ H ₄ F ₂	114.093	25	0.114	1.14	2		
<i>m</i> -Difluorobenzene	C ₆ H ₄ F ₂	114.093	25	0.114	1.14	2		
<i>p</i> -Difluorobenzene	C ₆ H ₄ F ₂	114.093	25	0.122	1.22	2		
1,1-Difluoroethane	C ₂ H ₄ F ₂	66.050	20	0.29*	2.9*	50		
Digitoxin	C ₄₁ H ₆₄ O ₁₃	764.939	25	0.0004	0.004	40		
Diglycolic acid	C ₄ H ₆ O ₅	134.088	24	40.0	667	34		
			50	59.9	1490	34		
Digoxin	C ₄₁ H ₆₄ O ₁₄	780.939	25	0.0059	0.059	40		
Dihexyl ether	C ₁₂ H ₂₆ O	186.333	20	0.019	0.19	20		
			90	0.019	0.19	20		
1,2-Dihydrobenz[j]aceanthrylene	C ₂₀ H ₁₄	254.325	27	0.00000035	0.0000035	42,6		
1,3-Dihydro-2 <i>H</i> -benzimidazol-2-one	C ₇ H ₆ N ₂ O	134.135	24	0.37	3.7	54		
1,2-Dihydro-3-methylbenz[j]aceanthrylene	C ₂₁ H ₁₆	268.352	25	0.00000022	0.0000022	42,6		
			27	0.00000028	0.0000028	42		
2,3-Dihydro-6-propyl-2-thioxo-4(1 <i>H</i>)-pyrimidinone	C ₇ H ₁₀ N ₂ OS	170.231	25	0.120	1.20	40		
1,7-Dihydro-6 <i>H</i> -purine-6-thione	C ₅ H ₄ N ₄ S	152.178	25	0.0124	0.124	40		
3,4-Dihydro-2 <i>H</i> -pyran	C ₅ H ₈ O	84.117	20	1.04	10.5	20		
			82	2.26	23.1	20		

Name	Mol. Form.	Mol. Wt.	t/°C	Solubility, s			Henry Const., k_H	
				100 w_2 (mass%)	g per kg H ₂ O	Ref.	kPa m ³ mol ⁻¹	Ref.
1,4-Dihydroxy-9,10-anthracenedione	C ₁₄ H ₈ O ₄	240.212	25	0.0000096	0.000096	40		
3,4-Dihydroxybenzoic acid	C ₇ H ₆ O ₄	154.121	14	1.8	18	26		
			80	21.3	271	26		
3,12-Dihydroxycholan-24-oic acid, (3 α ,5 β ,12 α)	C ₂₄ H ₄₀ O ₄	392.573	20	0.001	0.01	40		
17,21-Dihydroxypregna-1,4-diene-3,11,20-trione	C ₂₁ H ₂₆ O ₅	358.428	25	0.012	0.12	40		
17,21-Dihydroxypregn-4-ene-3,11,20-trione	C ₂₁ H ₂₈ O ₅	360.444	25	0.028	0.28	30		
<i>o</i> -Diiodobenzene	C ₆ H ₄ I ₂	329.905	25	0.00192	0.0192	2		
<i>m</i> -Diiodobenzene	C ₆ H ₄ I ₂	329.905	25	0.000185	0.00185	2		
<i>p</i> -Diiodobenzene	C ₆ H ₄ I ₂	329.905	25	0.000893	0.00893	2		
<i>cis</i> -1,2-Diiodoethene	C ₂ H ₂ I ₂	279.846	25	0.046	0.46	25		
<i>trans</i> -1,2-Diiodoethene	C ₂ H ₂ I ₂	279.846	25	0.015	0.15	25		
Diiodomethane	CH ₂ I ₂	267.836	30	0.124	1.24	10	0.032	13
3,5-Diiodo- <i>L</i> -tyrosine	C ₉ H ₉ I ₂ NO ₃	432.981	25	0.062	0.62	26		
Diisopentyl ether	C ₁₀ H ₂₂ O	158.281	20	0.02	0.2	10		
Diisopropyl ether	C ₆ H ₁₄ O	102.174	20	0.79	8.0	20	0.26	13
			61	0.22	2.2	20		
1,2-Dimethoxybenzene	C ₈ H ₁₀ O ₂	138.164	20	0.716	7.21	20		
			92	1.073	10.85*	20		
3,3'-Dimethoxybenzidine	C ₁₄ H ₁₆ N ₂ O ₂	244.289	25	0.006	0.06	40		
Dimethoxymethane	C ₃ H ₈ O ₂	76.095	16	24.4	323	10		
4-(Dimethylamino)azobenzene	C ₁₄ H ₁₅ N ₃	225.289	20	0.00014	0.0014	40		
2',3-Dimethyl-4-aminoazobenzene	C ₁₄ H ₁₅ N ₃	225.289	37	0.0007	0.007	40		
2,5-Dimethylaniline	C ₈ H ₁₁ N	121.180	20	0.66	6.6	27		
<i>N,N</i> -Dimethylaniline	C ₈ H ₁₁ N	121.180	25	0.111	1.11	40		
9,10-Dimethylanthracene	C ₁₆ H ₁₄	206.282	25	0.0000056	0.000056	42,4		
Dimethylarsinic acid	C ₂ H ₇ AsO ₂	137.998	25	≈41	≈700	40		
7,12-Dimethylbenz[a]anthracene	C ₂₀ H ₁₆	256.341	25	0.0000061	0.000061	42		
2,2-Dimethylbutane	C ₆ H ₁₄	86.175	25	0.0021	0.021	3	199	13
2,3-Dimethylbutane	C ₆ H ₁₄	86.175	25	0.0021	0.021	3	144	13
2,2-Dimethyl-1-butanol	C ₆ H ₁₄ O	102.174	25	0.78	7.9	78,1		
2,3-Dimethyl-2-butanol	C ₆ H ₁₄ O	102.174	25	4.2	44	1		
3,3-Dimethyl-2-butanol	C ₆ H ₁₄ O	102.174	25	2.4	25	1		
3,3-Dimethyl-2-butanone	C ₆ H ₁₂ O	100.158	0	2.92	30.1	83		
			19	1.97	20.1	20		
			25	1.85	18.8	83		
			50	1.46	14.8	83		
2,3-Dimethyl-1-butene	C ₆ H ₁₂	84.159	30	0.046	0.46	3		
			90	1.14	11.5	20		
			25	0.0060	0.0060	4	36	5
			30	0.00050	0.0050	57,4	88.2	5
<i>cis</i> -1,2-Dimethylcyclohexane	C ₈ H ₁₆	112.213	25	0.00060	0.0060	4		
<i>trans</i> -1,2-Dimethylcyclohexane	C ₈ H ₁₆	112.213	100	0.00293	0.0293	57,4		
			25	0.00050	0.0050	57,4		
Dimethyl ether	C ₂ H ₆ O	46.068	25	35.3*	546	79		
			50	29.2*	412	79		
Dimethylglyoxime	C ₄ H ₈ N ₂ O ₂	116.119	20	0.06	0.6	40		
3,5-Dimethyl-4-heptanol	C ₉ H ₂₀ O	144.254	15	0.072	0.72	1		
2,6-Dimethyl-4-heptanone	C ₉ H ₁₈ O	142.238	21	0.045	0.45	20		
			91	0.037	0.37	20		
1,2-Dimethyl-1 <i>H</i> -imidazole	C ₅ H ₈ N ₂	96.131	19	94.3	16500	54		
Dimethyl maleate	C ₆ H ₈ O ₄	144.126	25	8.0	87	10		

Name	Mol. Form.	Mol. Wt.	<i>t</i> /°C	Solubility, <i>s</i>			Henry Const., <i>k_H</i>	
				100 <i>w</i> ₂ (mass%)	g per kg H ₂ O	Ref.	kPa m ³ mol ⁻¹	Ref.
Dimethyl malonate	C ₅ H ₈ O ₄	132.116	19	14.9	175	20		
			90	29.8	425	20		
1,3-Dimethylnaphthalene	C ₁₂ H ₁₂	156.223	25	0.0008	0.008	4		
1,4-Dimethylnaphthalene	C ₁₂ H ₁₂	156.223	25	0.00114	0.0114	4		
1,5-Dimethylnaphthalene	C ₁₂ H ₁₂	156.223	25	0.00031	0.0031	4	0.036	28
2,3-Dimethylnaphthalene	C ₁₂ H ₁₂	156.223	25	0.00025	0.0025	4		
2,6-Dimethylnaphthalene	C ₁₂ H ₁₂	156.223	25	0.00017	0.0017	4		
Dimethyl oxalate	C ₄ H ₆ O ₄	118.089	20	5.82	61.8	27		
2,2-Dimethylpentane	C ₇ H ₁₆	100.202	25	0.00044	0.0044	3	318	5
2,3-Dimethylpentane	C ₇ H ₁₆	100.202	25	0.00052	0.0052	3	175	5
2,4-Dimethylpentane	C ₇ H ₁₆	100.202	25	0.00042	0.0042	3	323	13
3,3-Dimethylpentane	C ₇ H ₁₆	100.202	25	0.00059	0.0059	3	186	5
2,3-Dimethyl-2-pentanol	C ₇ H ₁₆ O	116.201	25	1.5	15	1		
2,4-Dimethyl-2-pentanol	C ₇ H ₁₆ O	116.201	25	1.3	13	1		
2,2-Dimethyl-3-pentanol	C ₇ H ₁₆ O	116.201	25	0.82	8.2	1		
2,3-Dimethyl-3-pentanol	C ₇ H ₁₆ O	116.201	25	1.6	16	1		
2,4-Dimethyl-3-pentanol	C ₇ H ₁₆ O	116.201	25	0.70	7.0	1		
2,4-Dimethyl-3-pentanone	C ₇ H ₁₄ O	114.185	20	0.52	5.2	20		
			90	0.30	3.0	20		
<i>N,N</i> -Dimethyl- <i>N'</i> -phenylurea	C ₉ H ₁₂ N ₂ O	164.203	25	0.32	3.2	40		
Dimethyl phthalate	C ₁₀ H ₁₀ O ₄	194.184	25	0.40	4.0	15		
2,2-Dimethyl-1-propanol	C ₅ H ₁₂ O	88.148	12	3.87	40.3	78,1		
			25	3.26	33.7	78,1		
			80	2.84	29.2	78,1		
4-(1,1-Dimethylpropyl)phenol	C ₁₁ H ₁₆ O	164.244	25	0.017	0.17	40		
Dimethyl succinate	C ₆ H ₁₀ O ₄	146.141	21	12.4	142	20		
			92	17.1	206	20		
Dimethyl sulfate	C ₂ H ₆ O ₄ S	126.132	18	2.7	28	27		
Dimethyl sulfide	C ₂ H ₆ S	62.134	25	2	20	10		
Dimethyl sulfoxide	C ₂ H ₆ OS	78.133	25	25.3	339	10		
Dimethyl terephthalate	C ₁₀ H ₁₀ O ₄	194.184	25	0.00328	0.0328	40		
Dimethyl tetrachloroterephthalate	C ₁₀ H ₆ Cl ₄ O ₄	331.965	25	0.00005	0.0005	40		
<i>N,N</i> -Dimethyl- <i>N'</i> -[3-(trifluoromethyl)phenyl]urea	C ₁₀ H ₁₁ F ₃ N ₂ O	232.201	20	0.0105	0.105	40		
2,4-Dinitroaniline	C ₆ H ₅ N ₃ O ₄	183.122	25	0.0078	0.078	40		
1,2-Dinitrobenzene	C ₆ H ₄ N ₂ O ₄	168.107	20	0.21	2.1	27		
1,3-Dinitrobenzene	C ₆ H ₄ N ₂ O ₄	168.107	20	2.09	21.3	27		
1,4-Dinitrobenzene	C ₆ H ₄ N ₂ O ₄	168.107	20	1.30	13.2	27		
3,5-Dinitrobenzoic acid	C ₇ H ₄ N ₂ O ₆	212.116	25	0.134	1.34	27		
2,4-Dinitrophenol	C ₆ H ₄ N ₂ O ₅	184.106	25	0.069	0.69	48,51		
			35	0.098	0.98	48,51		
Dipentyl ether	C ₁₀ H ₂₂ O	158.281	25	0.11	1.1	81		
Diphenamid	C ₁₆ H ₁₇ NO	239.312	27	0.026	0.26	32		
Diphenylamine	C ₁₂ H ₁₁ N	169.222	20	0.0055	0.055	40		
			50	0.0058	0.058	40		
1,2-Diphenylethane	C ₁₄ H ₁₄	182.261	25	0.00044	0.0044	6	0.017	12
Diphenyl ether	C ₁₂ H ₁₀ O	170.206	25	0.0018	0.0180	6	0.027	13
Diphenylmethane	C ₁₃ H ₁₂	168.234	25	0.00014	0.0014	42,4	0.001	12
Diphenyl phthalate	C ₂₀ H ₁₄ O ₄	318.323	24	0.000008	0.00008	40		
1,3-Diphenyl-1-triazene	C ₁₂ H ₁₁ N ₃	197.235	20	0.050	0.50	40		

Name	Mol. Form.	Mol. Wt.	<i>t</i> /°C	Solubility, <i>s</i>			Henry Const., <i>k_H</i>	
				100 <i>w</i> ₂ (mass%)	g per kg H ₂ O	Ref.	kPa m ³ mol ⁻¹	Ref.
<i>N,N'</i> -Diphenylurea	C ₁₃ H ₁₂ N ₂ O	212.246	20	0.015	0.15	40		
Dipropylamine	C ₆ H ₁₅ N	101.190	20	2.5	26	10		
Dipropyl ether	C ₆ H ₁₄ O	102.174	0	2.67	27.4	80	0.26	13
			25	0.91	9.2	80	0.26	13
Diuron	C ₉ H ₁₀ Cl ₂ N ₂ O	233.093	25	0.0042	0.042	40		
Docosane	C ₂₂ H ₄₆	310.600	22	0.0000006	0.000006	37		
Dodecane	C ₁₂ H ₂₆	170.334	25	0.00000037	0.0000037	4	750	5
Dodecanedioic acid	C ₁₂ H ₂₂ O ₄	230.301	20	0.004	0.04	40		
Dodecanoic acid	C ₁₂ H ₂₄ O ₂	200.318	20	0.0055	0.055	26		
1-Dodecanol	C ₁₂ H ₂₆ O	186.333	25	0.0004	0.004	1		
Droperidol	C ₂₂ H ₂₂ FN ₃ O ₂	379.427	30	0.00041	0.0041	40		
Eicosane	C ₂₀ H ₄₂	282.547	25	0.00000019	0.0000019	42,4		
Emetine	C ₂₉ H ₄₀ N ₂ O ₄	480.639	15	0.096	0.96	40		
Endrin	C ₁₂ H ₈ Cl ₆ O	380.909	25	0.000025	0.00025	67		
<i>l</i> -Ephedrine	C ₁₀ H ₁₅ NO	165.232	25	0.57	5.7	40		
Epichlorohydrin	C ₃ H ₅ ClO	92.524	20	6.58	70.4	10	0.003	13
			65	7.2	78	40		
Epinephrine	C ₉ H ₁₃ NO ₃	183.204	20	0.018	0.18	40		
1,2-Epoxy-4-(epoxyethyl)cyclohexane	C ₈ H ₁₂ O ₂	140.180	20	13.4	155	40		
2,3-Epoxy- α -pinane	C ₁₀ H ₁₆ O	152.233	25	0.039	0.39	52		
Erythromycin	C ₃₇ H ₆₇ NO ₁₃	733.927	30	0.12	1.2	40		
			80	0.04	0.4	40		
Estra-1,3,5(10)-triene-3,17-diol (17 β)	C ₁₈ H ₂₄ O ₂	272.383	25	0.000151	0.00151	49		
Estrone	C ₁₈ H ₂₂ O ₂	270.367	25	0.000130	0.00130	49		
Ethane	C ₂ H ₆	30.069	25	0.00568*	0.0568*	18	50.6	5
1,2-Ethandiol, diacetate	C ₆ H ₁₀ O ₄	146.141	25	13.3	153	40		
Ethinylestradiol	C ₂₀ H ₂₄ O ₂	296.404	25	0.000921	0.00921	49		
Ethoxybenzene	C ₈ H ₁₀ O	122.164	25	0.12	1.2	10		
2-Ethoxyethyl acetate	C ₆ H ₁₂ O ₃	132.157		14	163	30		
<i>N</i> -(4-Ethoxyphenyl)acetamide	C ₁₀ H ₁₃ NO ₂	179.216	25	0.0502	0.502	40		
Ethyl acetate	C ₄ H ₈ O ₂	88.106	25	8.08	87.9	10		
Ethyl acetoacetate	C ₆ H ₁₀ O ₃	130.141	25	12	136	10		
Ethyl acrylate	C ₅ H ₈ O ₂	100.117	25	1.50	15.2	10		
Ethylbenzene	C ₈ H ₁₀	106.165	0	0.020	0.20	4,89		
			25	0.0161	0.161	22,89	0.843	22
			40	0.0200	0.200	4,89		
Ethyl benzoate	C ₉ H ₁₀ O ₂	150.174	25	0.083	0.83	20		
Ethyl butanoate	C ₆ H ₁₂ O ₂	116.158	20	0.49	4.9	10		
2-Ethyl-1-butanol	C ₆ H ₁₄ O	102.174	20	0.92	9.3	78		
			50	0.80	8.1	78		
Ethyl carbamate	C ₃ H ₇ NO ₂	89.094	15	48	920	27		
Ethyl cyanoacetate	C ₅ H ₇ NO ₂	113.116	20	25.9	350	10		
Ethylcyclohexane	C ₈ H ₁₆	112.213	30	0.00061	0.0061	57,4		
			100	0.00212	0.0212	57,4		
Ethylcyclopentane	C ₇ H ₁₄	98.186	20	0.012	0.12	3		
Ethyl decanoate	C ₁₂ H ₂₄ O ₂	200.318	20	0.0015	0.015	27		
Ethylene	C ₂ H ₄	28.053	25	0.01336*	0.1336*	19	21.7	5
Ethyleneimine	C ₂ H ₅ N	43.068	20	0.90	9.1	40		
Ethyl formate	C ₃ H ₆ O ₂	74.079	25	11.8	134	10		

Name	Mol. Form.	Mol. Wt.	t/°C	Solubility, s			Henry Const., k_H	
				100 w_2 (mass%)	g per kg H ₂ O	Ref.	kPa m ³ mol ⁻¹	Ref.
Ethyl heptanoate	C ₉ H ₁₈ O ₂	158.238	20	0.029	0.29	27		
Ethyl hexanoate	C ₈ H ₁₆ O ₂	144.212	20	0.063	0.63	27		
2-Ethyl-1-hexanol	C ₈ H ₁₈ O	130.228	25	0.071	0.71	78		
			50	0.074	0.74	78		
2-Ethylhexylamine	C ₈ H ₁₉ N	129.244	20	0.25	2.5	10		
Ethyl 4-hydroxybenzoate	C ₉ H ₁₀ O ₃	166.173	25	0.0080	0.080	40		
Ethyl isopropyl ether	C ₅ H ₁₂ O	88.148	25	0.52	5.2	79		
Ethyl 2-methylbutanoate, (+)	C ₇ H ₁₄ O ₂	130.185	19	0.257	2.58	20		
			91	0.151	1.51	20		
Ethyl 3-methylbutanoate	C ₇ H ₁₄ O ₂	130.185	20	0.2	2	10		
Ethyl <i>N</i> -methylcarbamate	C ₄ H ₉ NO ₂	103.120	15	69	2230	27		
1-Ethyl-naphthalene	C ₁₂ H ₁₂	156.223	25	0.00101	0.0101	4	0.039	12
2-Ethyl-naphthalene	C ₁₂ H ₁₂	156.223	25	0.00080	0.0080	4	0.078	12
<i>O</i> -Ethyl <i>O</i> - <i>p</i> -nitrophenyl benzenethiophosphonate	C ₁₄ H ₁₄ NO ₄ PS	323.304	22	0.00031	0.0031	40		
<i>N</i> -Ethyl- <i>N</i> -nitrosourea	C ₃ H ₇ N ₃ O ₂	117.107	20	1.3	13	40		
Ethyl nonanoate	C ₁₁ H ₂₂ O ₂	186.292	20	0.003	0.03	27		
Ethyl octanoate	C ₁₀ H ₂₀ O ₂	172.265	20	0.007	0.07	27		
Ethyl pentanoate	C ₇ H ₁₄ O ₂	130.185	25	0.3	3	27		
3-Ethyl-3-pentanol	C ₇ H ₁₆ O	116.201	25	1.7	17	1		
4-Ethylphenol	C ₈ H ₁₀ O	122.164	20	0.59	5.9	40		
Ethyl propanoate	C ₅ H ₁₀ O ₂	102.132	20	1.92	19.6	10		
Ethyl <i>N</i> -propylcarbamate	C ₆ H ₁₃ NO ₂	131.173	15	7.70	83.4	27		
Ethyl propyl ether	C ₅ H ₁₂ O	88.148	25	1.87	19.2	79		
2-Ethyltoluene	C ₉ H ₁₂	120.191	25	0.0075	0.075	89,5	0.529	13
4-Ethyltoluene	C ₉ H ₁₂	120.191	25	0.0094	0.094	5	0.500	13
Ethyl vinyl ether	C ₄ H ₈ O	72.106	20	0.9	9	10		
Etoposide	C ₂₉ H ₃₂ O ₁₃	588.556	20	0.02	0.2	40		
Eucalyptol	C ₁₀ H ₁₈ O	154.249	21	0.379	3.79	40		
			50	0.170	1.70	40		
Fenamiphos	C ₁₃ H ₂₂ NO ₃ PS	303.358	20	0.0329	0.329	40		
Fenbutatin oxide	C ₆₀ H ₇₈ OSn ₂	1052.68	23	0.0000005	0.000005	32		
α-Fenchol, (+)-	C ₁₀ H ₁₈ O	154.249	25	0.083	0.83	52		
Fenchone	C ₁₀ H ₁₆ O	152.233	20	0.2	2	84		
Fenoxycarb	C ₁₇ H ₁₉ NO ₄	301.338	20	0.0006	0.006	32		
Ferbam	C ₉ H ₁₈ FeN ₃ S ₆	416.494	20	0.013	0.13	40		
Fluoranthene	C ₁₆ H ₁₀	202.250	20	0.000017	0.00017	42		
			25	0.000021	0.00021	42,22	0.00096	22
9 <i>H</i> -Fluorene	C ₁₃ H ₁₀	166.218	0	0.00007	0.0007	42,4		
			25	0.00019	0.0019	42,22	0.00787	22
			50	0.00063	0.0063	42,4		
Fluorescein	C ₂₀ H ₁₂ O ₅	332.306	20	0.005	0.05	27		
Fluorobenzene	C ₆ H ₅ F	96.102	19	0.170	1.70	20	0.70	11
			80	0.188	1.88	20	0.70	11
2-Fluorobenzoic acid	C ₇ H ₅ FO ₂	140.112	25	0.72	7.2	27		
3-Fluorobenzoic acid	C ₇ H ₅ FO ₂	140.112	25	0.15	1.5	27		
4-Fluorobenzoic acid	C ₇ H ₅ FO ₂	140.112	25	0.12	1.2	27		
Fluoroethane	C ₂ H ₅ F	48.059	25	0.216*	2.16*	14		
Fluoromethane	CH ₃ F	34.033	0	0.420*	4.20*	50		
			25	0.201*	2.01*	50		

Name	Mol. Form.	Mol. Wt.	<i>t</i> /°C	Solubility, <i>s</i>			Henry Const., <i>k_H</i>	
				100 <i>w</i> ₂ (mass%)	g per kg H ₂ O	Ref.	kPa m ³ mol ⁻¹	Ref.
			80	0.082*	0.82*	50		
1-Fluoropropane	C ₃ H ₇ F	62.086	14	0.386*	3.86*	14		
2-Fluoropropane	C ₃ H ₇ F	62.086	15	0.366*	3.66*	14		
5-Fluorouracil	C ₄ H ₃ FN ₂ O ₂	130.077	25	1.77	18.0	72		
Folic acid	C ₁₉ H ₁₉ N ₇ O ₆	441.397	0	0.001	0.01	26		
			100	0.05	0.5	26		
Folpet	C ₉ H ₄ Cl ₃ NO ₂ S	296.558	20	0.00010	0.0010	40		
β- <i>D</i> -Fructose	C ₆ H ₁₂ O ₆	180.155	20	≈31	≈450	40		
Furan	C ₄ H ₄ O	68.074	25	1	10	10	0.54	13
2-Furancarboxylic acid	C ₅ H ₄ O ₃	112.084	25	4.76	50.0	33		
			50	25.2	337	33		
Furfural	C ₅ H ₄ O ₂	96.085	20	8.2	89	10		
Galactaric acid	C ₆ H ₁₀ O ₈	210.138	14	0.33	3.3	40		
<i>D</i> -Galactose	C ₆ H ₁₂ O ₆	180.155	20	40.6	684	27		
<i>D</i> -Glucitol	C ₆ H ₁₄ O ₆	182.171	20	≈41	≈700	40		
α- <i>D</i> -Glucose	C ₆ H ₁₂ O ₆	180.155	15	45.0	818	27		
			30	54.6	1200	27		
			80	81.5	4400	27		
<i>DL</i> -Glutamic acid	C ₅ H ₉ NO ₄	147.130	25	2.30	23.5	29		
<i>L</i> -Glutamic acid	C ₅ H ₉ NO ₄	147.130	10	0.444	4.46	75		
			25	0.824	8.31	75		
			50	2.13	21.8	75		
<i>L</i> -Glutamine	C ₅ H ₁₀ N ₂ O ₃	146.144	25	4.0	42	26		
Glycerol triacetate	C ₉ H ₁₄ O ₆	218.203	25	5.8	62	10		
Glycine	C ₂ H ₅ NO ₂	75.067	25	18.5	227	70		
			36	22.1	284	70		
			50	26.1	353	70		
Glycolic acid	C ₂ H ₄ O ₃	76.051	25	71.2	2470	34		
			55	77.9	3520	34		
<i>N</i> -Glycylglycine	C ₄ H ₈ N ₂ O ₃	132.118	25	18.8	232	47,29		
Glyphosate	C ₃ H ₈ NO ₅ P	169.074	25	1.2	12	32		
Guanidinoacetic acid	C ₃ H ₇ N ₃ O ₂	117.107	25	0.5	5	26		
Guanine	C ₅ H ₅ N ₅ O	151.127	25	0.0068	0.068	29		
Guanosine	C ₁₀ H ₁₃ N ₅ O ₅	283.241	25	0.0500	0.500	29		
Haloperidol	C ₂₁ H ₂₃ ClFNO ₂	375.865	30	0.0003	0.003	40		
Heptachlor	C ₁₀ H ₅ Cl ₇	373.318	25	0.000018	0.00018	67		
2,2',3,3',4,4',6-Heptachlorobiphenyl	C ₁₂ H ₃ Cl ₇	395.323	25	0.0000002	0.000002	7	0.0054	7
Heptadecanoic acid	C ₁₇ H ₃₄ O ₂	270.451	20	0.00042	0.0042	26		
1,6-Heptadiyne	C ₇ H ₈	92.139	25	0.125	1.25	3		
Heptanal	C ₇ H ₁₄ O	114.185	11	0.124	1.24	27		
Heptane	C ₇ H ₁₆	100.202	25	0.000242	0.00242	46		
			50	0.000341	0.00341	46	209	13
			75	0.000570	0.00570	46		
			100	0.00108	0.0108	46		
Heptanedioic acid	C ₇ H ₁₂ O ₄	160.168	25	6.347	67.77	33		
			50	42.80	748	33		
Heptanoic acid	C ₇ H ₁₄ O ₂	130.185	15	0.24	2.4	27		
1-Heptanol	C ₇ H ₁₆ O	116.201	0	0.236	2.37	78		
			25	0.164	1.64	78,1	0.00562	28

Name	Mol. Form.	Mol. Wt.	<i>t</i> /°C	Solubility, <i>s</i>			Henry Const., <i>k_H</i>	
				100 <i>w</i> ₂ (mass%)	g per kg H ₂ O	Ref.	kPa m ³ mol ⁻¹	Ref.
			50	0.164	1.64	78,1		
			90	0.245	2.46	78		
2-Heptanol	C ₇ H ₁₆ O	116.201	30	0.33	3.3	1		
3-Heptanol, (S)-	C ₇ H ₁₆ O	116.201	25	0.43	4.3	1		
4-Heptanol	C ₇ H ₁₆ O	116.201	25	0.47	4.7	1		
2-Heptanone	C ₇ H ₁₄ O	114.185	25	0.435	4.37	20	0.0171	28
			90	0.353	3.53	20	0.0171	28
3-Heptanone	C ₇ H ₁₄ O	114.185	20	0.479	4.81	20		
			90	0.309	3.10	20		
4-Heptanone	C ₇ H ₁₄ O	114.185	20	0.457	4.57	20		
			90	0.316	3.16	20		
1-Heptene	C ₇ H ₁₄	98.186	25	0.032	0.32	3	40.3	13
<i>trans</i> -2-Heptene	C ₇ H ₁₄	98.186	25	0.015	0.15	3	42.2	13
Heptyl butanoate	C ₁₁ H ₂₂ O ₂	186.292	20	0.028	0.28	20		
			80	0.020	0.20	20		
1-Heptyne	C ₇ H ₁₂	96.170	25	0.0094	0.094	3	4.47	13
Hesperetin	C ₁₆ H ₁₄ O ₆	302.278	15	0.00004	0.0004	71		
			25	0.00014	0.0014	71		
			35	0.00052	0.0052	71		
Hexachlorobenzene	C ₆ Cl ₆	284.782	25	0.00000096	0.0000096	58	0.131	11
			35	0.0000018	0.000018	58		
			55	0.0000038	0.000038	58		
2,2',3,3',4,4'-Hexachlorobiphenyl	C ₁₂ H ₄ Cl ₆	360.878	25	0.00000006	0.0000006	7	0.0354	31
2,2',4,4',6,6'-Hexachlorobiphenyl	C ₁₂ H ₄ Cl ₆	360.878	25	0.0000003	0.000003	41	0.818	7
2,2',3,3',6,6'-Hexachlorobiphenyl	C ₁₂ H ₄ Cl ₆	360.878	25	0.0000004	0.000004	41		
Hexachloro-1,3-butadiene	C ₄ Cl ₆	260.761	25	0.41	4.1	35		
1,2,3,4,5,6-Hexachlorocyclohexane, (1α,2α,3β,4α,5α,6β)	C ₆ H ₆ Cl ₆	290.830	25	0.00078	0.0078	60		
			45	0.0015	0.015	60		
1,2,3,4,5,6-Hexachlorocyclohexane, (1α,2α,3β,4α,5β,6β)	C ₆ H ₆ Cl ₆	290.830	25	0.00018	0.0018	60		
1,2,3,4,5,6-Hexachlorocyclohexane, (1α,2β,3α,4β,5α,6β)	C ₆ H ₆ Cl ₆	290.830	25	0.00002	0.0002	60		
Hexachloroethane	C ₂ Cl ₆	236.739	25	0.005	0.05	25	0.85	13
Hexachloropropene	C ₃ Cl ₆	248.750	20	0.00118	0.0118	35		
Hexacosafuorododecane	C ₁₂ F ₂₆	638.086	20	0.00000096	0.0000096	35		
Hexacosane	C ₂₆ H ₅₄	366.707	25	0.00000017	0.0000017	42,37		
Hexadecane	C ₁₆ H ₃₄	226.441	25	0.0000004	0.000004	42,37		
Hexadecanoic acid	C ₁₆ H ₃₂ O ₂	256.424	20	0.00072	0.0072	26		
1-Hexadecanol	C ₁₆ H ₃₄ O	242.440	25	0.000003	0.00003	1		
1,5-Hexadiene	C ₆ H ₁₀	82.143	25	0.017	0.17	3		
Hexafluorobenzene	C ₆ F ₆	186.054	8	0.0778	0.778	53		
			28	0.0616	0.616	53		
			67	0.0636	0.636	53		
Hexahydro-1,3,5-trinitro-1,3,5-triazine	C ₃ H ₆ N ₆ O ₆	222.116	3	0.0014	0.014	59		
			20	0.0037	0.037	59		
			25	0.0060	0.060	17		
			34	0.0086	0.086	59		
Hexamethylenetetramine	C ₆ H ₁₂ N ₄	140.186	12	44.8	812	27		
Hexane	C ₆ H ₁₄	86.175	25	0.00098	0.0098	46		

Name	Mol. Form.	Mol. Wt.	t/°C	Solubility, s			Henry Const., k_H	
				100 w_2 (mass%)	g per kg H ₂ O	Ref.	kPa m ³ mol ⁻¹	Ref.
			50	0.00114	0.0114	46		
			75	0.00167	0.0167	46	183	13
			100	0.00291	0.0291	46		
1,6-Hexanediamine	C ₆ H ₁₆ N ₂	116.204	5	≈42	≈720	40		
Hexanedinitrile	C ₆ H ₈ N ₂	108.141	20	0.80	8.0	16		
1,6-Hexanedioic acid	C ₆ H ₁₀ O ₄	146.141	15	1.48	15.0	26		
			100	61.5	1600	26		
Hexanoic acid	C ₆ H ₁₂ O ₂	116.158	25	1.01	10.2	64		
			35	1.09	11.0	64		
			60	1.16	11.7	26		
1-Hexanol	C ₆ H ₁₄ O	102.174	0	0.79	7.9	1		
			10	0.70	7.0	78		
			25	0.59	5.9	78,1		
			50	0.55	5.5	78,1		
2-Hexanol	C ₆ H ₁₄ O	102.174	25	1.4	14	1		
3-Hexanol	C ₆ H ₁₄ O	102.174	25	1.6	16	1		
2-Hexanone	C ₆ H ₁₂ O	100.158	10	1.91	19.5	83		
			25	1.49	15.1	83		
			50	1.17	11.8	83		
3-Hexanone	C ₆ H ₁₂ O	100.158	25	1.47	14.9	83		
Hexatriacontane	C ₃₆ H ₇₄	506.973	25	0.00000017	0.0000017	42,37		
Hexazinone	C ₁₂ H ₂₀ N ₄ O ₂	252.313	25	3.2	33	40		
1-Hexene	C ₆ H ₁₂	84.159	25	0.0053	0.053	3	41.8	5
<i>trans</i> -2-Hexene	C ₆ H ₁₂	84.159	25	0.0067	0.067	3		
1-Hexen-3-ol	C ₆ H ₁₂ O	100.158	25	2.52	25.9	1		
4-Hexen-2-ol	C ₆ H ₁₂ O	100.158	25	3.81	39.6	1		
Hexyl acetate	C ₈ H ₁₆ O ₂	144.212	20	0.02	0.2	10		
<i>sec</i> -Hexyl acetate	C ₈ H ₁₆ O ₂	144.212	20	0.13	1.3	10		
Hexylbenzene	C ₁₂ H ₁₈	162.271	25	0.00021	0.0021	4		
4-Hexyl-1,3-benzenediol	C ₁₂ H ₁₈ O ₂	194.270	18	0.05	0.5	40		
Hexyl butanoate	C ₁₀ H ₂₀ O ₂	172.265	29	0.021	0.21	20		
1-Hexyne	C ₆ H ₁₀	82.143	25	0.036	0.36	3	4.14	13
<i>L</i> -Histidine	C ₆ H ₉ N ₃ O ₂	155.154	25	4.17	43.5	26		
Homocystine	C ₈ H ₁₆ N ₂ O ₄ S ₂	268.354	25	0.02	0.2	26		
<i>L</i> -Homoserine	C ₄ H ₉ NO ₃	119.119	25	52.4	1100	26		
Hydramethylnon	C ₂₅ H ₂₄ F ₆ N ₄	494.476	20	0.0000006	0.000006	32		
Hydrochlorothiazide	C ₇ H ₈ ClN ₃ O ₄ S ₂	297.740	25	0.007	0.07	40		
Hydrocortisone	C ₂₁ H ₃₀ O ₅	362.460	25	0.029	0.29	40		
Hydroflumethiazide	C ₈ H ₈ F ₃ N ₃ O ₄ S ₂	331.293	37	0.068	0.68	40		
<i>p</i> -Hydroquinone	C ₆ H ₆ O ₂	110.111	25	7.42	80.1	27		
17-Hydroxyandrost-4-en-3-one, (17β)	C ₁₉ H ₂₈ O ₂	288.424	25	0.0024	0.024	40		
4-Hydroxybenzaldehyde	C ₇ H ₆ O ₂	122.122	30	1.27	12.9	40		
2-Hydroxybenzamide	C ₇ H ₇ NO ₂	137.137	10	0.122	1.22	44		
			25	0.241	2.42	44		
			50	0.737	7.42	44		
α-Hydroxybenzeneacetic acid	C ₈ H ₈ O ₃	152.148	25	11.3	127	27		
2-Hydroxybenzoic acid	C ₇ H ₆ O ₃	138.121	10	0.119	1.19	43,33		
			25	0.189	1.89	43,33		
			50	0.521	5.24	43,33		

Name	Mol. Form.	Mol. Wt.	<i>t</i> /°C	Solubility, <i>s</i>			Henry Const., <i>k_H</i>	
				100 <i>w</i> ₂ (mass%)	g per kg H ₂ O	Ref.	kPa m ³ mol ⁻¹	Ref.
4-Hydroxybenzoic acid	C ₇ H ₆ O ₃	138.121	15	0.8	8	26		
			75	2.5	26	27		
2-Hydroxybiphenyl	C ₁₂ H ₁₀ O	170.206	25	0.07	0.7	40		
4-Hydroxybiphenyl	C ₁₂ H ₁₀ O	170.206	25	0.0056	0.056	40		
4-Hydroxy-3-methoxybenzaldehyde	C ₈ H ₈ O ₃	152.148	25	0.247	2.47	8		
3-Hydroxy-4-oxo-4 <i>H</i> -pyran-2,6-dicarboxylic acid	C ₇ H ₄ O ₇	200.103	25	0.84	8.4	27		
<i>N</i> -(4-Hydroxyphenyl)acetamide	C ₈ H ₉ NO ₂	151.163	25	1.3	13	40		
<i>trans</i> -4-Hydroxy- <i>L</i> -proline	C ₅ H ₉ NO ₃	131.130	25	26.5	361	26		
Hyoscyamine	C ₁₇ H ₂₃ NO ₃	289.370	20	0.36	3.6	40		
Hypoxanthine	C ₅ H ₄ N ₄ O	136.112	25	0.070	0.70	29		
Ibuprofen	C ₁₃ H ₁₈ O ₂	206.281	25	0.0011	0.011	40		
			60	0.0048	0.048	40		
Imazaquin	C ₁₇ H ₁₇ N ₃ O ₃	311.335	20	0.009	0.09	32		
Imidacloprid	C ₉ H ₁₀ ClN ₅ O ₂	255.66	30	0.038	0.38	73		
			51	0.117	1.17	73		
Imidazole	C ₃ H ₄ N ₂	68.077	19	67.3	2060	54		
2,4-Imidazolidinedione	C ₃ H ₄ N ₂ O ₂	100.076	25	3.93	40.9	29		
Imidodicarbonic diamide	C ₂ H ₅ N ₃ O ₂	103.080	15	1.5	15	40		
Iminodiacetic acid	C ₄ H ₇ NO ₄	133.104	5	2.32	23.8	40		
Indan	C ₉ H ₁₀	118.175	25	0.010	0.10	4		
1 <i>H</i> -Indazole	C ₇ H ₆ N ₂	118.136	20	0.0827	0.827	6		
Indeno[1,2,3- <i>cd</i>]pyrene	C ₂₂ H ₁₂	276.330	20	0.00000002	0.0000002	40		
1 <i>H</i> -Indole	C ₈ H ₇ N	117.149	20	0.187	1.87	6		
Indomethacin	C ₁₉ H ₁₆ ClNO ₄	357.788	25	0.001	0.01	40		
Inosine	C ₁₀ H ₁₂ N ₄ O ₅	268.226	20	1.6	16	29		
Iodobenzene	C ₆ H ₅ I	204.008	10	0.0193	0.193	2		
			25	0.0226	0.226	2	0.078	11
			45	0.0279	0.279	2		
2-Iodobenzoic acid	C ₇ H ₅ IO ₂	248.018	25	0.095	0.95	27		
3-Iodobenzoic acid	C ₇ H ₅ IO ₂	248.018	25	0.016	0.16	27		
4-Iodobenzoic acid	C ₇ H ₅ IO ₂	248.018	25	0.0027	0.027	27		
1-Iodobutane	C ₄ H ₉ I	184.018	17	0.021	0.21	10	1.87	13
Iodoethane	C ₂ H ₅ I	155.965	0	0.44	4.4	25		
			25	0.40	4.0	25	0.52	13
1-Iodoheptane	C ₇ H ₁₅ I	226.098	25	0.00035	0.0035	35		
Iodomethane	CH ₃ I	141.939	20	1.4	14	10	0.54	13
1-Iodopropane	C ₃ H ₇ I	169.992	0	0.114	1.14	35		
			20	0.100	1.00	35	0.93	13
2-Iodopropane	C ₃ H ₇ I	169.992	0	0.167	1.67	35		
			20	0.140	1.40	35		
5-Iodouracil	C ₄ H ₃ IN ₂ O ₂	237.983	25	0.49	4.9	72		
<i>trans</i> -β-Ionone	C ₁₃ H ₂₀ O	192.297	25	0.017	0.17	52		
Iopanoic acid	C ₁₁ H ₁₂ INO ₂	570.932	37	0.034	0.34	40		
Iprodione	C ₁₃ H ₁₃ Cl ₂ N ₃ O ₃	330.166	20	0.0013	0.013	40		
Isobutanal	C ₄ H ₈ O	72.106	20	9.1	100	10		
Isobutane	C ₄ H ₁₀	58.122	25	0.00535*	0.0535*	18	120	5
Isobutene	C ₄ H ₈	56.107	25	0.0263*	0.263*	5	21.6	13
Isobutyl acetate	C ₆ H ₁₂ O ₂	116.158	20	0.63	6.3	10		
Isobutylbenzene	C ₁₀ H ₁₄	134.218	25	0.0010	0.010	4	3.32	11

Name	Mol. Form.	Mol. Wt.	t/°C	Solubility, s			Henry Const., k_H	
				100 w_2 (mass%)	g per kg H ₂ O	Ref.	kPa m ³ mol ⁻¹	Ref.
Isobutyl formate	C ₅ H ₁₀ O ₂	102.132	22	1.0	10	10		
Isobutyl isobutanoate	C ₈ H ₁₆ O ₂	144.212	20	0.5	5	10		
Isobutyl propanoate	C ₇ H ₁₄ O ₂	130.185	19	0.225	2.26	20		
			91	0.142	1.42	20		
1 <i>H</i> -Isoindole-1,3(2 <i>H</i>)-dione	C ₈ H ₅ NO ₂	147.132	25	0.036	0.36	40		
<i>L</i> -Isoleucine	C ₆ H ₁₃ NO ₂	131.173	25	3.31	34.2	26		
Isoniazid	C ₆ H ₇ N ₃ O	137.139	25	11.0	124	40		
Isopentane	C ₅ H ₁₂	72.149	25	0.00485	0.0485	3	479	13
Isopentyl acetate	C ₇ H ₁₄ O ₂	130.185	20	0.2	2	10		
Isopentyl formate	C ₆ H ₁₂ O ₂	116.158	22	0.3	3	27		
Isophorone	C ₉ H ₁₄ O	138.206	20	1.57	16.0	20		
			80	1.27	12.9	20		
Isophthalic acid	C ₈ H ₆ O ₄	166.132	10	0.0062	0.062	76		
			25	0.0154	0.154	56		
			50	0.0395	0.395	56		
			80	0.123	1.23	56		
Isopropenylbenzene	C ₉ H ₁₀	118.175	20	0.0116	0.116	40		
Isopropyl acetate	C ₅ H ₁₀ O ₂	102.132	20	2.9	30	10		
Isopropylbenzene	C ₉ H ₁₂	120.191	25	0.0050	0.050	22	1.466	22
1-Isopropyl-2-methylbenzene	C ₁₀ H ₁₄	134.218	25	0.00482	0.0482	23		
1-Isopropyl-3-methylbenzene	C ₁₀ H ₁₄	134.218	25	0.00425	0.0425	23		
1-Isopropyl-4-methylbenzene	C ₁₀ H ₁₄	134.218	25	0.0051	0.051	23	0.80	5
Isopropyl phenylcarbamate	C ₁₀ H ₁₃ NO ₂	179.216	20	0.01	0.1	40		
Isoquinoline	C ₉ H ₇ N	129.159	20	0.452	4.52	6		
Isosorbide dinitrate	C ₆ H ₈ N ₂ O ₈	236.136	25	0.055	0.55	40		
Kepone	C ₁₀ Cl ₁₀ O	490.636	100	0.4	4	40		
<i>L</i> -Lanthionine	C ₆ H ₁₂ N ₂ O ₄ S	208.235	25	0.15	1.5	26		
Lasiocarpine	C ₂₁ H ₃₃ NO ₇	411.490	20	0.67	6.7	40		
<i>L</i> -Leucine	C ₆ H ₁₃ NO ₂	131.173	25	2.32	23.8	62		
Levodopa	C ₉ H ₁₁ NO ₄	197.188	20	0.165	1.65	63		
<i>d</i> -Limonene	C ₁₀ H ₁₆	136.234	0	0.001	0.01	4		
			25	0.0020	0.020	52		
Linalol	C ₁₀ H ₁₈ O	154.249	25	0.156	1.56	52		
Linuron	C ₉ H ₁₀ Cl ₂ N ₂ O ₂	249.093	25	0.0075	0.075	40		
<i>L</i> -Lysine	C ₆ H ₁₄ N ₂ O ₂	146.187	25	0.58	5.8	26		
Maleic acid	C ₄ H ₄ O ₄	116.073	25	44.1	789	26		
Malic acid	C ₄ H ₆ O ₅	134.088	26	59	1440	26		
Malonic acid	C ₃ H ₄ O ₄	104.062	0	37.9	610	26		
			20	42.4	736	26		
			50	48.1	927	26		
Malononitrile	C ₃ H ₂ N ₂	66.061	20	10.6	119	40		
α -Maltose	C ₁₂ H ₂₂ O ₁₁	342.296	20	51.9	1080	27		
<i>D</i> -Mannitol	C ₆ H ₁₄ O ₆	182.171	25	17.7	215	27		
Mefenamic acid	C ₁₅ H ₁₅ NO ₂	241.286	20	0.0026	0.026	40		
Melphalan	C ₁₃ H ₁₈ Cl ₂ N ₂ O ₂	305.200	30	0.44	4.4	40		
Mercury(II) phenyl acetate	C ₈ H ₈ HgO ₂	336.74	20	0.2	2	30		
Mesityl oxide	C ₆ H ₁₀ O	98.142	20	2.8	29	83		
Methacrylic acid	C ₄ H ₆ O ₂	86.090	20	8.9	98	10		
Methane	CH ₄	16.043	25	0.00227*	0.0227*	18	67.4	5

Name	Mol. Form.	Mol. Wt.	<i>t</i> /°C	Solubility, <i>s</i>			Henry Const., <i>k_H</i>	
				100 <i>w</i> ₂ (mass%)	g per kg H ₂ O	Ref.	kPa m ³ mol ⁻¹	Ref.
Methazolamide	C ₅ H ₈ N ₄ O ₃ S ₂	236.273	15	0.0472	0.472	40		
Methazole	C ₉ H ₆ Cl ₂ N ₂ O ₃	261.061	24	0.00015	0.0015	40		
Methidathion	C ₆ H ₁₁ N ₂ O ₄ PS ₃	302.330	20	0.0187	0.187	40		
<i>L</i> -Methionine	C ₅ H ₁₁ NO ₂ S	149.212	25	5.3	56	26		
Methomyl	C ₅ H ₁₀ N ₂ O ₂ S	162.210	25	5.5	58	40		
Methoxsalen	C ₁₂ H ₈ O ₄	216.190	30	0.0048	0.048	40		
2-Methoxyaniline	C ₇ H ₉ NO	123.152	25	1.24	12.6	40		
4-Methoxyaniline	C ₇ H ₉ NO	123.152	20	1.14	11.5	40		
4-Methoxybenzaldehyde	C ₈ H ₈ O ₂	136.149	25	0.429	4.29	40		
4-Methoxybenzoic acid	C ₈ H ₈ O ₃	152.148	25	0.023	0.23	27		
Methoxychlor	C ₁₆ H ₁₅ Cl ₃ O ₂	345.648	25	0.000005	0.00005	40		
2-Methoxy-2-methylbutane	C ₆ H ₁₄ O	102.174	20	1.10	11.1	20		
			79	0.36	3.6	20		
4-Methoxyphenol	C ₇ H ₈ O ₂	124.138	20	2.51	25.7	40		
Methyclothiazide	C ₉ H ₁₁ Cl ₂ N ₃ O ₄ S ₂	360.237	20	0.005	0.05	40		
Methyl acetate	C ₃ H ₆ O ₂	74.079	20	24.5	325	10		
Methyl acrylate	C ₄ H ₆ O ₂	86.090	25	4.94	52.0	10		
2-Methylacrylonitrile	C ₄ H ₅ N	67.090	20	2.57	26.4	10		
2-Methylaniline	C ₇ H ₉ N	107.153	20	1.66	16.9	10		
4-Methylaniline	C ₇ H ₉ N	107.153	21	7.35	79.3	10		
<i>N</i> -Methylaniline	C ₇ H ₉ N	107.153	25	0.56	5.6	40		
2-Methylanthracene	C ₁₅ H ₁₂	192.256	6	0.0000007	0.000007	42		
			25	0.0000021	0.000021	42,22		
9-Methylanthracene	C ₁₅ H ₁₂	192.256	25	0.000026	0.00026	42,4		
9-Methylbenz[a]anthracene	C ₁₉ H ₁₄	242.314	27	0.0000066	0.000066	42,4		
10-Methylbenz[a]anthracene	C ₁₉ H ₁₄	242.314	25	0.0000055	0.000055	42,4		
2-Methylbenzenesulfonamide	C ₇ H ₉ NO ₂ S	171.217	25	0.162	1.62	27		
3-Methylbenzenesulfonamide	C ₇ H ₉ NO ₂ S	171.217	25	0.78	7.8	27		
4-Methylbenzenesulfonamide	C ₇ H ₉ NO ₂ S	171.217	25	0.316	3.16	27		
2-Methyl-1 <i>H</i> -benzimidazole	C ₈ H ₈ N ₂	132.163	20	0.145	1.45	6		
Methyl benzoate	C ₈ H ₈ O ₂	136.149	20	0.21	2.1	10		
2-Methyl-1,3-butadiene	C ₅ H ₈	68.118	25	0.061	0.61	3	7.78	5
			50	0.076*	0.76*	3		
Methyl butanoate	C ₅ H ₁₀ O ₂	102.132		1.6	16	30		
3-Methylbutanoic acid	C ₅ H ₁₀ O ₂	102.132	20	4.0	42	26		
2-Methyl-1-butanol	C ₅ H ₁₂ O	88.148	10	3.38	35.0	78		
			25	2.75	28.3	78		
			50	2.35	24.1	78		
3-Methyl-1-butanol	C ₅ H ₁₂ O	88.148	10	3.17	32.7	78,1		
			25	2.59	26.6	78,1		
			70	2.24	22.9	78,1		
2-Methyl-2-butanol	C ₅ H ₁₂ O	88.148	25	11.0	124	88,1		
			60	6.6	71	88,1		
3-Methyl-2-butanol	C ₅ H ₁₂ O	88.148	25	5.6	59	1		
3-Methyl-2-butanone	C ₅ H ₁₀ O	86.132	0	9.4	104	82		
			25	6.1	65	82		
			40	5.2	55	82		
3-Methyl-1-butene	C ₅ H ₁₀	70.133	25	0.013*	0.13*	3	54.7	5

Name	Mol. Form.	Mol. Wt.	t/°C	Solubility, s			Henry Const., k_H	
				100 w_2 (mass%)	g per kg H ₂ O	Ref.	kPa m ³ mol ⁻¹	Ref.
2-Methyl-2-butene	C ₅ H ₁₀	70.133	25	0.041	0.41	3		
2-Methyl-3-buten-2-ol	C ₅ H ₁₀ O	86.132	18	27.4	377	88		
			29	18.4	225	88		
Methyl <i>tert</i> -butyl ether	C ₅ H ₁₂ O	88.148	0	7.72	83.7	79		
			25	3.25	33.6	79		
			35	2.56	26.3	79		
			70	1.64	16.7	79		
Methyl carbamate	C ₂ H ₅ NO ₂	75.067	15	69	2230	27		
5-Methylchrysene	C ₁₉ H ₁₄	242.314	27	0.0000062	0.000062	42,4		
Methylcyclohexane	C ₇ H ₁₄	98.186	26	0.00161	0.0161	3	43.3	13
			100	0.00548	0.0548	3		
2-Methylcyclohexanone	C ₇ H ₁₂ O	112.169	0	2.93	30.2	84		
			20	1.98	20.2	20		
			31	1.72	17.5	84		
			60	1.44	14.6	84		
			90	1.54	15.6	20		
4-Methylcyclohexanone	C ₇ H ₁₂ O	112.169	20	2.43	24.9	20		
			80	1.95	19.9	20		
1-Methylcyclohexene	C ₇ H ₁₂	96.170	25	0.0052	0.052	3		
Methylcyclopentane	C ₆ H ₁₂	84.159	25	0.0043	0.043	3	36.7	5
1-Methyl-2,4-dinitrobenzene	C ₇ H ₆ N ₂ O ₄	182.134	12	0.0130	0.130	55		
			32	0.0270	0.270	85		
			62	0.098	0.98	85		
2-Methyl-4,6-dinitrophenol	C ₇ H ₆ N ₂ O ₅	198.133		0.0130	0.130	40		
Methyl formate	C ₂ H ₄ O ₂	60.052	25	23	300	10		
3-Methylheptane	C ₈ H ₁₈	114.229	25	0.000079	0.00079	4	376	5
2-Methyl-2-heptanol	C ₈ H ₁₈ O	130.228	30	0.25	2.5	1		
5-Methyl-3-heptanone	C ₈ H ₁₆ O	128.212	20	0.192	1.92	20		
			90	0.131	1.31	20		
2-Methylhexane	C ₇ H ₁₆	100.202	25	0.00025	0.0025	3	346	5
3-Methylhexane	C ₇ H ₁₆	100.202	25	0.00026	0.0026	3	249	13
2-Methyl-2-hexanol	C ₇ H ₁₆ O	116.201	25	1.0	10	1		
5-Methyl-2-hexanol	C ₇ H ₁₆ O	116.201	25	0.49	4.9	1		
3-Methyl-3-hexanol	C ₇ H ₁₆ O	116.201	25	1.2	12	1		
5-Methyl-2-hexanone	C ₇ H ₁₄ O	114.185	19	0.537	5.40	20		
			90	0.417	4.19	20		
5-Methyl-3-hexanone	C ₇ H ₁₄ O	114.185	20	0.47	4.7	20		
			81	0.32	3.2	20		
Methyl 4-hydroxybenzoate	C ₈ H ₈ O ₃	152.148	25	0.24	2.4	40		
2-Methyl-1 <i>H</i> -imidazole	C ₄ H ₆ N ₂	82.104	18	23.2	302	54		
3-Methyl-1 <i>H</i> -indole	C ₉ H ₉ N	131.174	20	0.050	0.50	6		
3-Methylisoquinoline	C ₁₀ H ₉ N	143.185	20	0.092	0.92	6		
Methyl isothiocyanate	C ₂ H ₃ NS	73.117	20	0.75	7.6	40		
Methylmalonic acid	C ₄ H ₆ O ₄	118.089	0	30.1	431	26		
			20	40	670	26		
Methyl methacrylate	C ₅ H ₈ O ₂	100.117	20	1.56	15.8	10		
2-Methyl-3-(2-methylphenyl)-4(3 <i>H</i>)-quinazolinone	C ₁₆ H ₁₄ N ₂ O	250.294	23	0.03	0.3	40		
1-Methylnaphthalene	C ₁₁ H ₁₀	142.197	25	0.00281	0.0281	22	0.045	22

Name	Mol. Form.	Mol. Wt.	t/°C	Solubility, s			Henry Const., k_H	
				100 w_2 (mass%)	g per kg H ₂ O	Ref.	kPa m ³ mol ⁻¹	Ref.
2-Methylnaphthalene	C ₁₁ H ₁₀	142.197	25	0.0025	0.025	4	0.051	12
2-Methyl-1,4-naphthalenedione	C ₁₁ H ₈ O ₂	172.181	25	0.016	0.16	40		
N-Methyl-N-nitrosoarea	C ₂ H ₅ N ₃ O ₂	103.080	14	2.3	24	40		
4-Methyloctane	C ₉ H ₂₀	128.255	25	0.0000115	0.000115	4	1000	5
Methyloxirane	C ₃ H ₆ O	58.079	20	40.5	681	10	0.0087	13
Methyl parathion	C ₈ H ₁₀ NO ₅ PS	263.208	10	0.00218	0.0218	40		
			20	0.00380	0.0380	40		
			30	0.0059	0.059	40		
2-Methylpentane	C ₆ H ₁₄	86.175	25	0.00137	0.0137	3	176	13
3-Methylpentane	C ₆ H ₁₄	86.175	25	0.00129	0.0129	3	170	13
2-Methyl-1-pentanol	C ₆ H ₁₄ O	102.174	25	0.76	7.7	78,1		
			50	0.70	7.0	78		
4-Methyl-1-pentanol	C ₆ H ₁₄ O	102.174	25	0.76	7.6	1		
2-Methyl-2-pentanol	C ₆ H ₁₄ O	102.174	25	3.2	33	1		
3-Methyl-2-pentanol	C ₆ H ₁₄ O	102.174	25	1.9	19	1		
4-Methyl-2-pentanol	C ₆ H ₁₄ O	102.174	27	1.5	15	1		
2-Methyl-3-pentanol	C ₆ H ₁₄ O	102.174	25	2.0	20	1		
3-Methyl-3-pentanol	C ₆ H ₁₄ O	102.174	25	4.3	45	1		
4-Methyl-2-pentanone	C ₆ H ₁₂ O	100.158	0	2.92	30.1	83		
			25	1.85	18.8	83		
			50	1.46	14.8	83		
2-Methyl-3-pentanone	C ₆ H ₁₂ O	100.158	25	1.5	15	83		
2-Methyl-1-pentene	C ₆ H ₁₂	84.159	25	0.0078	0.078	3	28.1	5
4-Methyl-1-pentene	C ₆ H ₁₂	84.159	25	0.0048	0.048	3	63.2	5
1-Methylphenanthrene	C ₁₅ H ₁₂	192.256	7	0.0000095	0.000095	42		
			25	0.0000269	0.000269	42,4		
Methylprednisolone	C ₂₂ H ₃₀ O ₅	374.470	25	0.012	0.12	40		
Methyl propanoate	C ₄ H ₈ O ₂	88.106		6	60	30		
2-Methylpropanoic acid	C ₄ H ₈ O ₂	88.106	20	22.8	295	10		
2-Methyl-1-propanol	C ₄ H ₁₀ O	74.121	0	12.2	139	78,1		
			25	8.1	88	78,1	0.00273	28
			50	7.0	70	78,1		
Methyl propyl ether	C ₄ H ₁₀ O	74.121	0	5.4	57	79		
			25	3.0	31	79		
2-Methyl-2-propyl-1,3-propanediol dicarbamate	C ₉ H ₁₈ N ₂ O ₄	218.250	25	0.33	3.3	40		
Methyl salicylate	C ₈ H ₈ O ₃	152.148	30	0.74	7.4	10		
17-Methyltestosterone	C ₂₀ H ₃₀ O ₂	302.451	25	0.0033	0.033	40		
2-Methyltetrahydrofuran	C ₅ H ₁₀ O	86.132	19	14.4	168	20	0.67	13
			71	6.0	64	20		
N-Methyl-N,2,4,6-tetranitroaniline	C ₇ H ₅ N ₅ O ₈	287.144	20	0.0074	0.074	40		
Methylthiouracil	C ₅ H ₆ N ₂ OS	142.179	25	0.0533	0.533	40		
1-Methyl-2,3,4-trinitrobenzene	C ₇ H ₅ N ₃ O ₆	227.131	14	0.0091	0.091	85,59		
			23	0.0116	0.116	85,59		
			61	0.0643	0.643	85,59		
Metronidazole	C ₆ H ₉ N ₃ O ₃	171.153	20	0.93	9.4	40		
Mirex	C ₁₀ Cl ₁₂	545.543	25	0.0000085	0.000085	40		
Morphine	C ₁₇ H ₁₉ NO ₃	285.338	20	0.015	0.15	27		
β-Myrcene	C ₁₀ H ₁₆	136.234	25	0.030	0.30	52		
Naphthacene	C ₁₈ H ₁₂	228.288	25	0.00000007	0.0000007	42,4	0.000004	12

Name	Mol. Form.	Mol. Wt.	t/°C	Solubility, s			Henry Const., k_H	
				100 w_2 (mass%)	g per kg H ₂ O	Ref.	kPa m ³ mol ⁻¹	Ref.
Naphthalene	C ₁₀ H ₈	128.171	10	0.0019	0.019	4	0.043	22
			25	0.00316	0.0316	22		
			50	0.0082	0.082	4		
1-Naphthaleneacetic acid	C ₁₂ H ₁₀ O ₂	186.206	25	0.0415	0.415	40		
1-Naphthalenecarboxylic acid	C ₁₁ H ₈ O ₂	172.181	25	0.0058	0.058	27		
1-Naphthalenylthiourea	C ₁₁ H ₁₀ N ₂ S	202.275	20	0.06	0.6	40		
1-Naphthol	C ₁₀ H ₈ O	144.170	20	0.111	1.11	40		
2-Naphthol	C ₁₀ H ₈ O	144.170	20	0.064	0.64	40		
			80	0.67	6.7	40		
1-Naphthylamine	C ₁₀ H ₉ N	143.185	20	0.17	1.7	40		
2-Naphthylamine	C ₁₀ H ₉ N	143.185	20	0.0189	0.189	40		
Narceine	C ₂₃ H ₂₇ NO ₈	445.462	13	0.078	0.78	27		
Neopentane	C ₅ H ₁₂	72.149	25	0.00332*	0.0332*	3	220	13
Nitrapyrin	C ₆ H ₃ Cl ₄ N	230.907	20	0.0040	0.040	40		
2-Nitroaniline	C ₆ H ₆ N ₂ O ₂	138.124	30	1.47	14.9	27		
3-Nitroaniline	C ₆ H ₆ N ₂ O ₂	138.124	30	0.121	1.21	27		
4-Nitroaniline	C ₆ H ₆ N ₂ O ₂	138.124	30	0.073	0.73	27		
2-Nitroanisole	C ₇ H ₇ NO ₃	153.136	30	0.169	1.69	10		
4-Nitroanisole	C ₇ H ₇ NO ₃	153.136	30	0.059	0.59	27		
3-Nitrobenzaldehyde	C ₇ H ₅ NO ₃	151.120	25	0.16	1.6	27		
4-Nitrobenzaldehyde	C ₇ H ₅ NO ₃	151.120	25	0.23	2.3	27		
Nitrobenzene	C ₆ H ₅ NO ₂	123.110	25	0.21	2.1	17		
3-Nitro-1,2-benzenedicarboxylic acid	C ₈ H ₅ NO ₆	211.129	25	1.63	16.6	69		
			40	2.97	30.6	69		
4-Nitro-1,2-benzenedicarboxylic acid	C ₈ H ₅ NO ₆	211.129	25	60.9	1560	69		
			40	68.0	2125	69		
2-Nitrobenzoic acid	C ₇ H ₅ NO ₄	167.120	25	0.55	5.5	40		
3-Nitrobenzoic acid	C ₇ H ₅ NO ₄	167.120	10	0.197	1.97	75		
			25	0.313	3.14	75		
			50	0.90	9.1	75		
4-Nitrobenzoic acid	C ₇ H ₅ NO ₄	167.120	25	0.0422	0.422	40		
Nitroethane	C ₂ H ₅ NO ₂	75.067	25	4.4	46	38		
			50	5.3	56	38		
Nitrofen	C ₁₂ H ₇ Cl ₂ NO ₃	284.095	22	0.00095	0.0095	40		
Nitrofurantoin	C ₈ H ₆ N ₄ O ₅	238.158	30	0.011	0.11	40		
Nitrofurazone	C ₆ H ₆ N ₄ O ₄	198.137	20	0.0238	0.238	40		
Nitroguanidine	CH ₄ N ₄ O ₂	104.069	25	1.2	12	40		
Nitromethane	CH ₃ NO ₂	61.041	0	9.2	101	36		
			25	11.0	124	36		
			50	14.8	174	36		
1-Nitronaphthalene	C ₁₀ H ₇ NO ₂	173.169	18	0.005	0.05	40		
2-Nitrophenol	C ₆ H ₅ NO ₃	139.109	25	0.170	1.70	48,51		
3-Nitrophenol	C ₆ H ₅ NO ₃	139.109	20	2.14	21.9	27		
4-Nitrophenol	C ₆ H ₅ NO ₃	139.109	20	1.56	15.8	48,51		
1-Nitropropane	C ₃ H ₇ NO ₂	89.094	25	1.54	15.6	38		
			90	2.29	23.4	20		
2-Nitropropane	C ₃ H ₇ NO ₂	89.094	25	1.75	17.8	38		
			90	2.36	24.2	20		
N-Nitrosodiethylamine	C ₄ H ₁₀ N ₂ O	102.134	24	9.6	106	40		

Name	Mol. Form.	Mol. Wt.	<i>t</i> /°C	Solubility, <i>s</i>			Henry Const., <i>k_H</i>	
				100 <i>w</i> ₂ (mass%)	g per kg H ₂ O	Ref.	kPa m ³ mol ⁻¹	Ref.
<i>N</i> -Nitrosodiphenylamine	C ₁₂ H ₁₀ N ₂ O	198.219	25	0.0035	0.035	17		
2-Nitrotoluene	C ₇ H ₇ NO ₂	137.137	30	0.065	0.65	27		
3-Nitrotoluene	C ₇ H ₇ NO ₂	137.137	30	0.050	0.50	27		
4-Nitrotoluene	C ₇ H ₇ NO ₂	137.137	30	0.044	0.44	27		
2,2',3,3',4,5,5',6,6'-Nonachlorobiphenyl	C ₁₂ HCl ₉	464.213	25	0.0000000018	0.000000018	7		
1,8-Nonadiyne	C ₉ H ₁₂	120.191	25	0.0125	0.125	4		
Nonane	C ₉ H ₂₀	128.255	25	0.000017	0.00017	4	333	13
			50	0.000022	0.00022	4		
Nonanedioic acid	C ₉ H ₁₆ O ₄	188.221	25	0.1780	1.780	34		
			65	1.322	13.40	34		
Nonanoic acid	C ₉ H ₁₈ O ₂	158.238	20	0.0284	0.284	26		
1-Nonanol	C ₉ H ₂₀ O	144.254	25	0.0129	0.129	78,1		
			90	0.0291	0.291	78		
2-Nonanol	C ₉ H ₂₀ O	144.254	15	0.026	0.26	1		
3-Nonanol	C ₉ H ₂₀ O	144.254	15	0.032	0.32	1		
4-Nonanol	C ₉ H ₂₀ O	144.254	15	0.0026	0.026	1		
5-Nonanol	C ₉ H ₂₀ O	144.254	15	0.0032	0.032	1		
2-Nonanone	C ₉ H ₁₈ O	142.238	20	0.038	0.38	20		
			70	0.034	0.34	20		
3-Nonanone	C ₉ H ₁₈ O	142.238	30	0.056	0.56	20		
			80	0.046	0.46	20		
5-Nonanone	C ₉ H ₁₈ O	142.238	20	0.054	0.54	20		
			80	0.029	0.29	20		
1-Nonene	C ₉ H ₁₈	126.239	25	0.000112	0.00112	40		
Nonyl formate	C ₁₀ H ₂₀ O ₂	172.265	10	0.012	0.12	20		
			90	0.039	0.39	20		
4-Nonylphenol	C ₁₅ H ₂₄ O	220.351	25	0.000636	0.00636	40		
1-Nonyne	C ₉ H ₁₆	124.223	25	0.00072	0.0072	4		
Norethisterone	C ₂₀ H ₂₆ O ₂	298.419	25	0.00063	0.0063	40		
Norflurazon	C ₁₂ H ₉ ClF ₃ N ₃ O	303.666	25	0.0028	0.028	40		
<i>L</i> -Norleucine	C ₆ H ₁₃ NO ₂	131.173	25	1.5	15	26		
<i>L</i> -Norvaline	C ₅ H ₁₁ NO ₂	117.147	25	9.7	107	26		
Noscapine	C ₂₂ H ₂₃ NO ₇	413.421	25	0.03	0.3	40		
2,2',3,3',5,5',6,6'-Octachlorobiphenyl	C ₁₂ H ₂ Cl ₈	429.768	25	0.00000015	0.0000015	41	0.0381	7
Octachlorodibenzo- <i>p</i> -dioxin	C ₁₂ Cl ₈ O ₂	459.751	25	2.3•10 ⁻¹¹	2.3•10 ⁻¹⁰	68		
Octachloro-1,3-pentadiene	C ₅ Cl ₈	343.678	20	0.000020	0.00020	35		
Octacosane	C ₂₈ H ₅₈	394.761	22	0.0000006	0.000006	37		
Octadecane	C ₁₈ H ₃₈	254.495	25	0.00000021	0.0000021	42,37		
1-Octadecanol	C ₁₈ H ₃₈ O	270.494	34	0.000011	0.00011	1		
Octane	C ₈ H ₁₈	114.229	25	0.000073	0.00073	46	311	13
			50	0.000102	0.00102	47		
			75	0.000179	0.00179	46		
			100	0.000377	0.00377	46		
Octanedioic acid	C ₈ H ₁₄ O ₄	174.195	25	0.242	2.43	34		
			50	0.557	5.570	34		
Octanoic acid	C ₈ H ₁₆ O ₂	144.212	25	0.080	0.80	26		
1-Octanol	C ₈ H ₁₈ O	130.228	25	0.0460	0.460	78		
			60	0.0536	0.536	78		
2-Octanol	C ₈ H ₁₈ O	130.228	25	0.4	4	1		

Name	Mol. Form.	Mol. Wt.	t/°C	Solubility, s			Henry Const., k_H	
				100 w_2 (mass%)	g per kg H ₂ O	Ref.	kPa m ³ mol ⁻¹	Ref.
2-Octanone	C ₈ H ₁₆ O	128.212	20	0.134	1.34	84		
			50	0.098	0.98	84		
			80	0.091	0.91	84		
3-Octanone	C ₈ H ₁₆ O	128.212	20	0.137	1.37	20		
			91	0.106	1.06	20		
1-Octene	C ₈ H ₁₆	112.213	25	0.00027	0.0027	4	96.3	13
Octyl acetate	C ₁₀ H ₂₀ O ₂	172.265	19	0.020	0.20	20		
			92	0.012	0.12	20		
1-Octyne	C ₈ H ₁₄	110.197	25	0.0024	0.024	4	7.87	13
Orotic acid	C ₅ H ₄ N ₂ O ₄	156.097	18	0.18	1.8	26		
Oryzalin	C ₁₂ H ₁₈ N ₄ O ₆ S	346.359	25	0.00024	0.0024	40		
Ouabain	C ₂₉ H ₄₄ O ₁₂	584.652	25	1.3	13	40		
Oxalic acid	C ₂ H ₂ O ₄	90.035	20	8.69	95.2	27		
			80	45.8	845	27		
Oxamyl	C ₇ H ₁₃ N ₃ O ₃ S	219.261	25	≈21	≈270	40		
4-Oxopentanoic acid	C ₅ H ₈ O ₃	116.116	10	63.6	1750	34		
			25	84.0	5250	34		
4-Oxo-4 <i>H</i> -pyran-2,6-dicarboxylic acid	C ₇ H ₄ O ₆	184.103	25	1.45	14.7	27		
Papaverine	C ₂₀ H ₂₁ NO ₄	339.386	37	0.0037	0.037	40		
Paraldehyde	C ₆ H ₁₂ O ₃	132.157	25	11	124	30		
Parathion	C ₁₀ H ₁₄ NO ₅ PS	291.261	20	0.00129	0.0129	40		
Pendimethalin	C ₁₃ H ₁₉ N ₃ O ₄	281.308	20	0.00003	0.0003	40		
Pentachlorobenzene	C ₆ HCl ₅	250.337	25	0.000050	0.00050	41	0.085	11
2,3,4,5,6-Pentachlorobiphenyl	C ₁₂ H ₅ Cl ₅	326.433	25	0.0000008	0.000008	7		
2,2',4,5,5'-Pentachlorobiphenyl	C ₁₂ H ₅ Cl ₅	326.433	25	0.000001	0.00001	7	0.0421	31
Pentachloroethane	C ₂ HCl ₅	202.294	25	0.049	0.49	25	0.25	13
Pentachloronitrobenzene	C ₆ Cl ₅ NO ₂	295.335	20	0.000044	0.00044	40		
Pentachlorophenol	C ₆ HCl ₅ O	266.336	25	0.0021	0.021	48,51,24		
2,3,4,5,6-Pentachlorotoluene	C ₇ H ₃ Cl ₅	264.364	25	0.0000028	0.000028	61		
Pentadecanoic acid	C ₁₅ H ₃₀ O ₂	242.398	20	0.0012	0.012	26		
1-Pentadecanol	C ₁₅ H ₃₂ O	228.414	25	0.000010	0.00010	1		
1,4-Pentadiene	C ₅ H ₈	68.118	25	0.056	0.56	3	12	5
Pentaerythritol	C ₅ H ₁₂ O ₄	136.147	15	5.3	56	30		
Pentaerythritol tetranitrate	C ₅ H ₈ N ₄ O ₁₂	316.138	20	0.0002	0.002	40		
Pentanal	C ₅ H ₁₀ O	86.132	25	1.2	12	40		
Pentane	C ₅ H ₁₂	72.149	25	0.0041	0.041	3	128	13
Pentanedioic acid	C ₅ H ₈ O ₄	132.116	25	58.3	1400	33		
			50	78.1	3570	33		
2,4-Pentanedione	C ₅ H ₈ O ₂	100.117	20	16.1	192	20		
			80	32.2	475	20		
Pentanoic acid	C ₅ H ₁₀ O ₂	102.132	16	3.6	37	26		
			25	4.32	45.2	90		
			35	5.26	55.5	90		
1-Pentanol	C ₅ H ₁₂ O	88.148	0	3.23	33.4	78,1		
			25	2.14	21.9	78,1		
			50	1.83	18.6	78,1		
			90	2.12	21.7	78		
2-Pentanol	C ₅ H ₁₂ O	88.148	25	4.3	45	21		
3-Pentanol	C ₅ H ₁₂ O	88.148	25	5.6	59	21		

Name	Mol. Form.	Mol. Wt.	t/°C	Solubility, s			Henry Const., k_H	
				100 w_2 (mass%)	g per kg H ₂ O	Ref.	kPa m ³ mol ⁻¹	Ref.
2-Pentanone	C ₅ H ₁₀ O	86.132	0	8.7	95	20	0.00847	28
			25	5.5	58	20	0.00847	28
			80	3.8	40	20	0.00847	28
3-Pentanone	C ₅ H ₁₀ O	86.132	0	7.6	82	82		
			25	4.9	52	82		
			80	3.6	37	82		
1-Pentene	C ₅ H ₁₀	70.133	25	0.0148	0.148	3	40.3	5
cis-2-Pentene	C ₅ H ₁₀	70.133	25	0.0203	0.203	3	22.8	5
Pentyl acetate	C ₇ H ₁₄ O ₂	130.185	20	0.17	1.7	10		
sec-Pentyl acetate (S)-	C ₇ H ₁₄ O ₂	130.185	25	0.2	2	27		
Pentylbenzene	C ₁₁ H ₁₆	148.245	25	0.00043	0.0043	89,5	1.69	11
Pentylcyclopentane	C ₁₀ H ₂₀	140.266	25	0.0000115	0.000115	4	185	5
Pentyl propanoate	C ₈ H ₁₆ O ₂	144.212	20	0.1	1	27		
1-Pentyne	C ₅ H ₈	68.118	25	0.157	1.57	3	2.5	5
Perfluorocyclobutane	C ₄ F ₈	200.030	5	0.00638*	0.0638*	50		
			25	0.00247*	0.0247*	50		
			45	0.00158*	0.0158*	50		
Perfluorodecane	C ₁₀ F ₂₂	538.072	20	0.000031	0.00031	35		
Perfluoroheptane	C ₇ F ₁₆	388.049	25	0.0000013	0.000013	35		
Perfluorohexane	C ₆ F ₁₄	338.042	25	0.0000098	0.000098	35		
Perfluoro-2-methylpentane	C ₆ F ₁₄	338.042	25	0.000017	0.00017	35		
Perfluorooctane	C ₈ F ₁₈	438.057	25	0.00000017	0.0000017	35		
Perfluoropentane	C ₅ F ₁₂	288.035	25	0.00012	0.0012	35		
Perfluoropropane	C ₃ F ₈	188.019	15	0.0015*	0.015*	14		
Perfluoropropene	C ₃ F ₆	150.022	25	0.0194*	0.194*	14		
Permethrin	C ₂₁ H ₂₀ Cl ₂ O ₃	391.288	20	0.00002	0.0002	32		
Perylene	C ₂₀ H ₁₂	252.309	25	0.00000004	0.0000004	42,4	0.000003	12
Phenanthrene	C ₁₄ H ₁₀	178.229	0	0.000039	0.00039	42		
			10	0.000047	0.00047	42,4		
			25	0.00012	0.0012	42,22	0.00324	22
			50	0.00042	0.0042	42,4		
Phenmedipham	C ₁₆ H ₁₆ N ₂ O ₄	300.309	25	0.00047	0.0047	32		
Phenobarbital	C ₁₂ H ₁₂ N ₂ O ₃	232.234	25	0.12	1.2	40		
			45	0.26	2.6	40		
Phenol	C ₆ H ₆ O	94.111	15	7.60	82.3	48,51		
			25	8.40	91.7	48,51		
			35	9.31	102.7	48,51		
Phenolphthalein	C ₂₀ H ₁₄ O ₄	318.323	20	0.018	0.18	27		
10H-Phenothiazine	C ₁₂ H ₉ NS	199.271	25	0.00016	0.0016	40		
2-Phenoxyethanol	C ₈ H ₁₀ O ₂	138.164	20	2.53	26.0	40		
Phenyl acetate	C ₈ H ₈ O ₂	136.149	20	0.59	5.9	20		
			91	0.91	9.2	20		
DL-Phenylalanine	C ₉ H ₁₁ NO ₂	165.189	25	1.40	14.2	29		
L-Phenylalanine	C ₉ H ₁₁ NO ₂	165.189	25	2.71	27.9	26		
Phenylbutazone	C ₁₉ H ₂₀ N ₂ O ₂	308.374	25	0.0034	0.034	40		
1-Phenyl-1-propanone	C ₉ H ₁₀ O	134.174	19	0.32	3.2	20		
			80	0.24	2.4	20		
Phenylthiourea	C ₇ H ₈ N ₂ S	152.217	25	2.55	26.2	27		
Phenytoin	C ₁₅ H ₁₂ N ₂ O ₂	252.268	37	0.0038	0.038	40		

Name	Mol. Form.	Mol. Wt.	<i>t</i> /°C	Solubility, <i>s</i>			Henry Const., <i>k_H</i>	
				100 <i>w</i> ₂ (mass%)	g per kg H ₂ O	Ref.	kPa m ³ mol ⁻¹	Ref.
Phosalone	C ₁₂ H ₁₅ ClNO ₄ PS ₂	367.808	20	0.00026	0.0026	40		
Phosmet	C ₁₁ H ₁₂ NO ₄ PS ₂	317.321	25	0.0025	0.025	40		
Phthalic acid	C ₈ H ₆ O ₄	166.132	10	0.464	4.66	76		
			25	0.719	7.24	76		
			50	1.76	17.9	76		
			65	3.57	37.0	33		
Phthalic anhydride	C ₈ H ₄ O ₃	148.116	27	0.62	6.20	40		
Picene	C ₂₂ H ₁₄	278.346	27	0.00000025	0.0000025	42,4		
α-Pinene, (-)	C ₁₀ H ₁₆	136.234	25	0.00050	0.0050	52		
β-Pinene, (1 <i>S</i>)-	C ₁₀ H ₁₆	136.234	25	0.00110	0.0110	52		
2,5-Piperazinedione	C ₄ H ₆ N ₂ O ₂	114.103	25	1.64	16.7	29		
2-Pivaloyl-1,3-indandione	C ₁₄ H ₁₄ O ₃	230.259	25	0.0018	0.018	40		
Prednisolone	C ₂₁ H ₂₈ O ₅	360.444	25	0.03	0.3	40		
Progesterone	C ₂₁ H ₃₀ O ₂	314.462	25	0.00088	0.0088	40		
			41	0.00206	0.0206	40		
<i>L</i> -Proline	C ₅ H ₉ NO ₂	115.131	25	61.9	1625	26		
Prometone	C ₁₀ H ₁₉ N ₅ O	225.291	20	0.075	0.75	40		
Prometryn	C ₁₀ H ₁₉ N ₅ S	241.357	20	0.0048	0.048	32		
Propachlor	C ₁₁ H ₁₄ ClNO	211.688	20	0.07	0.7	40		
Propanal	C ₃ H ₆ O	58.079	25	30.6	441	10		
Propane	C ₃ H ₈	44.096	25	0.00669*	0.0669*	18	71.6	5
Propanenitrile	C ₃ H ₅ N	55.079	25	10.3	115	10		
Propanil	C ₉ H ₉ Cl ₂ NO	218.079	20	0.013	0.13	40		
Propazine	C ₉ H ₁₆ ClN ₅	229.710	20	0.00086	0.0086	40		
Propene	C ₃ H ₆	42.080	25	0.0200*	0.200*	5	21.3	5
1-Propene-2,3-dicarboxylic acid	C ₅ H ₆ O ₄	130.100	20	7.7	83	26		
<i>trans</i> -1-Propene-1,2,3-tricarboxylic acid	C ₆ H ₆ O ₆	174.108	25	20.9	264	26		
			90	52.5	1105	26		
Propoxur	C ₁₁ H ₁₅ NO ₃	209.242	20	0.193	1.93	40		
Propyl acetate	C ₅ H ₁₀ O ₂	102.132	20	2.3	24	10		
Propylbenzene	C ₉ H ₁₂	120.191	25	0.0052	0.052	22	1.041	22
Propyl butanoate	C ₇ H ₁₄ O ₂	130.185	17	0.162	1.62	27		
Propylcyclopentane	C ₈ H ₁₆	112.213	25	0.00020	0.0020	4	90.2	5
Propyl formate	C ₄ H ₈ O ₂	88.106	22	2.05	20.9	10		
Propyl 4-hydroxybenzoate	C ₁₀ H ₁₂ O ₃	180.200	25	0.04	0.4	40		
Propyl propanoate	C ₆ H ₁₂ O ₂	116.158	25	0.6	6	27		
Propyne	C ₃ H ₄	40.064	25	0.364*	3.64*	5	1.11	5
Propyzamide	C ₁₂ H ₁₁ Cl ₂ NO	256.127	25	0.0015	0.015	32		
Pyrene	C ₁₆ H ₁₀	202.250	0	0.0000049	0.000049	42		
			15	0.0000069	0.000069	42		
			25	0.0000139	0.000139	42,22	0.00092	22
			50	0.000053	0.00053	42,4		
			75	0.000231	0.00231	42		
3-Pyridinecarboxamide	C ₆ H ₆ N ₂ O	122.124	20	≈33	≈490	40		
3-Pyridinecarboxylic acid	C ₆ H ₅ NO ₂	123.110	24	1.63	16.6	66		
			52	3.40	35.2	66		
			72	5.20	54.9	66		
Pyrocatechol	C ₆ H ₆ O ₂	110.111	20	31.1	451	27		
Pyrrole	C ₄ H ₅ N	67.090	25	4.5	47	10		

Name	Mol. Form.	Mol. Wt.	<i>t</i> /°C	Solubility, <i>s</i>			Henry Const., <i>k_H</i>	
				100 <i>w</i> ₂ (mass%)	g per kg H ₂ O	Ref.	kPa m ³ mol ⁻¹	Ref.
Quinic acid	C ₇ H ₁₂ O ₆	192.166	9	29	410	26		
Quinidine	C ₂₀ H ₂₄ N ₂ O ₂	324.417	20	0.020	0.20	27		
Quinine	C ₂₀ H ₂₄ N ₂ O ₂	324.417	25	0.057	0.57	27		
Quinoline	C ₉ H ₇ N	129.159	20	0.633	6.33	6		
8-Quinolinol	C ₉ H ₇ NO	145.158	25	0.065	0.65	40		
Quinoxaline	C ₈ H ₆ N ₂	130.147	50	54	1170	6		
Raffinose	C ₁₈ H ₃₂ O ₁₆	504.437	20	12.5	143	27		
Reserpine	C ₃₃ H ₄₀ N ₂ O ₉	608.679	30	0.0073	0.073	40		
Resorcinol	C ₆ H ₆ O ₂	110.111	20	63.7	1750	27		
Riboflavin	C ₁₇ H ₂₀ N ₄ O ₆	376.364	25	0.0075	0.075	40		
Ronnel	C ₈ H ₈ Cl ₃ O ₃ PS	321.546	20	0.00011	0.0011	40		
Rotenone	C ₂₃ H ₂₂ O ₆	394.417	25	0.000017	0.00017	40		
Saccharin	C ₇ H ₅ NO ₃ S	183.185	25	0.40	4.0	27		
			100	4.0	42	27		
Salicylaldehyde	C ₇ H ₆ O ₂	122.122	86	1.68	17.1	10		
Sarcosine	C ₃ H ₇ NO ₂	89.094	25	30.0	429	26		
<i>L</i> -Serine	C ₃ H ₇ NO ₃	105.093	25	20	250	26		
Shikimic acid	C ₇ H ₁₀ O ₅	174.151		15	176	26		
Silvex	C ₉ H ₇ Cl ₃ O ₃	269.509	25	0.014	0.14	40		
Solanine	C ₄₅ H ₇₃ NO ₁₅	868.060	15	0.0026	0.026	40		
<i>L</i> -Sorbose	C ₆ H ₁₂ O ₆	180.155	17	≈26	≈350	40		
Stearic acid	C ₁₈ H ₃₆ O ₂	284.478	20	0.00029	0.0029	26		
<i>trans</i> -Stilbene	C ₁₄ H ₁₂	180.245	25	0.000029	0.00029	42,4	0.040	12
Streptozotocin	C ₈ H ₁₅ N ₃ O ₇	265.221	25	0.50	5.0	40		
Strychnine	C ₂₁ H ₂₂ N ₂ O ₂	334.412	20	0.013	0.13	27		
Styrene	C ₈ H ₈	104.150	25	0.032	0.32	22	0.286	22
			50	0.046	0.46	4,89	0.30	13
Succinamide	C ₄ H ₈ N ₂ O ₂	116.119	50	18.4	225	27		
Succinic acid	C ₄ H ₆ O ₄	118.089	25	7.71	83.5	27		
			100	55	1220	27		
Succinonitrile	C ₄ H ₄ N ₂	80.088	25	11.5	130	10		
Sucrose	C ₁₂ H ₂₂ O ₁₁	342.296	20	67.1	2040	27		
			50	72.3	2610	27		
			100	83.0	4880	27		
Sulfamethazine	C ₁₂ H ₁₄ N ₄ O ₂ S	278.330	20	0.053	0.53	40		
Sulfamethoxazole	C ₁₀ H ₁₁ N ₃ O ₃ S	253.277	25	0.0281	0.281	40		
Sulfathiazole	C ₉ H ₉ N ₃ O ₂ S ₂	255.316	20	0.048	0.48	40		
Sulfisoxazole	C ₁₁ H ₁₃ N ₃ O ₃ S	267.304	37	0.03	0.3	40		
<i>DL</i> -Tartaric acid	C ₄ H ₆ O ₆	150.087	0	8.95	98.3	26		
			20	17.1	206	26		
			100	65	1860	26		
<i>L</i> -Tartaric acid	C ₄ H ₆ O ₆	150.087	20	58	1380	26		
			100	77	3350	26		
Tebuthiuron	C ₉ H ₁₆ N ₄ OS	228.314	20	0.23	2.3	40		
Terbacil	C ₉ H ₁₃ ClN ₂ O ₂	216.664	25	0.071	0.71	40		
Terephthalic acid	C ₈ H ₆ O ₄	166.132	10	0.0082	0.082	76		
			25	0.0065	0.065	76		
			50	0.0074	0.074	76		
<i>o</i> -Terphenyl	C ₁₈ H ₁₄	230.304	25	0.000124	0.00124	42,40		

Name	Mol. Form.	Mol. Wt.	<i>t</i> /°C	Solubility, <i>s</i>			Henry Const., <i>k_H</i>	
				100 <i>w</i> ₂ (mass%)	g per kg H ₂ O	Ref.	kPa m ³ mol ⁻¹	Ref.
<i>m</i> -Terphenyl	C ₁₈ H ₁₄	230.304	25	0.000152	0.00152	42,40		
<i>p</i> -Terphenyl	C ₁₈ H ₁₄	230.304	25	0.00000180	0.000018	42,40		
α-Terpineol	C ₁₀ H ₁₈ O	154.249	25	0.189	1.89	52		
1,2,4,5-Tetrabromobenzene	C ₆ H ₂ Br ₄	393.696	25	0.00000434	0.0000434	2		
1,1,2,2-Tetrabromoethane	C ₂ H ₂ Br ₄	345.653	0	0.052	0.52	25		
			25	0.068	0.68	25		
			50	0.106	1.06	25		
			100	0.307	3.07	25		
Tetrabromomethane	CBr ₄	331.627	30	0.024	0.24	14		
1,2,3,4-Tetrachlorobenzene	C ₆ H ₂ Cl ₄	215.892	25	0.0007	0.007	41	0.144	11
1,2,3,5-Tetrachlorobenzene	C ₆ H ₂ Cl ₄	215.892	25	0.00035	0.0035	41	0.59	11
1,2,4,5-Tetrachlorobenzene	C ₆ H ₂ Cl ₄	215.892	25	0.000060	0.00060	41	0.122	11
3,4,5,6-Tetrachloro-1,2-benzenediol	C ₆ H ₂ Cl ₄ O ₂	247.891	25	0.071	0.71	8		
2,2',4',5-Tetrachlorobiphenyl	C ₁₂ H ₆ Cl ₄	291.988	25	0.0000016	0.000016	9		
2,3,4,5-Tetrachlorobiphenyl	C ₁₂ H ₆ Cl ₄	291.988	25	0.000002	0.00002	7		
2,3,5,6-Tetrachloro-2,5-cyclohexadiene-1,4-dione	C ₆ Cl ₄ O ₂	245.875	20	0.025	0.25	40		
2,3,7,8-Tetrachlorodibenzo- <i>p</i> -dioxin	C ₁₂ H ₄ Cl ₄ O ₂	321.971	22	0.000000019	0.000000019	40		
1,1,2,2-Tetrachloro-1,2-difluoroethane	C ₂ Cl ₄ F ₂	203.830	27	0.016	0.16	25		
1,1,1,2-Tetrachloroethane	C ₂ H ₂ Cl ₄	167.849	0	0.120	1.20	25		
			25	0.107	1.07	25	0.24	13
			50	0.123	1.23	25		
1,1,2,2-Tetrachloroethane	C ₂ H ₂ Cl ₄	167.849	5	0.302	3.02	25		
			25	0.283	2.83	25	0.026	13
			50	0.318	3.18	25		
Tetrachloroethene	C ₂ Cl ₄	165.833	0	0.0273	0.273	20		
			20	0.0286	0.286	20	1.73	13
			80	0.0380	0.380	20		
Tetrachloromethane	CCl ₄	153.823	25	0.065	0.65	20	2.99	13
			75	0.115	1.15	20	2.99	13
2,3,4,6-Tetrachloro-5-methylphenol	C ₇ H ₄ Cl ₄ O	245.918	25	0.00061	0.0061	2		
2,3,4,6-Tetrachlorophenol	C ₆ H ₂ Cl ₄ O	231.891	25	0.017	0.17	24		
1,1,1,3-Tetrachloro-2,2,3,3-tetrafluoropropane	C ₃ Cl ₄ F ₄	253.838	21	0.0052	0.052	35		
Tetracosane	C ₂₄ H ₅₀	338.654	22	0.0000004	0.000004	37		
Tetradecane	C ₁₄ H ₃₀	198.388	25	0.00000023	0.0000023	42,5		
Tetradecanoic acid	C ₁₄ H ₂₈ O ₂	228.371	20	0.0020	0.020	26		
1-Tetradecanol	C ₁₄ H ₃₀ O	214.387	25	0.000031	0.00031	1		
Tetraethylsilane	C ₈ H ₂₀ Si	144.331	25	0.0000325	0.000325	10		
Tetrafluoroethene	C ₂ F ₄	100.015	25	0.0158*	0.158*	19,50		
			70	0.0090*	0.090*	50		
Tetrafluoromethane	CF ₄	88.005	0	0.00390*	0.0390*	50		
			25	0.00185*	0.0185*	50,19		
			50	0.00134*	0.0134*	50		
Tetrahydro-2,5-dimethoxyfuran	C ₆ H ₁₂ O ₃	132.157	21	32	470	20		
			90	19	235	20		
1,2,3,4-Tetrahydronaphthalene	C ₁₀ H ₁₂	132.202	20	0.0045	0.045	40		
Tetrahydropyran	C ₅ H ₁₀ O	86.132	20	8.57	93.7	20		
			81	4.29	44.8	20		
1,2,4,5-Tetramethylbenzene	C ₁₀ H ₁₄	134.218	25	0.000348	0.00348	4	2.55	11
<i>N,N,N',N'</i> -Tetramethyl-4,4'-diaminobenzophenone	C ₁₇ H ₂₀ N ₂ O	268.353	20	0.04	0.4	40		

Name	Mol. Form.	Mol. Wt.	<i>t</i> /°C	Solubility, <i>s</i>			Henry Const., <i>k_H</i>	
				100 <i>w</i> ₂ (mass%)	g per kg H ₂ O	Ref.	kPa m ³ mol ⁻¹	Ref.
Tetramethylsilane	C ₄ H ₁₂ Si	88.224	25	0.00196	0.0196	10		
Theophylline	C ₇ H ₈ N ₄ O ₂	180.165	20	0.52	5.2	29		
Thioacetamide	C ₂ H ₅ NS	75.133	25	12.3	140	40		
Thiourea	CH ₄ N ₂ S	76.121	20	10.6	119	40		
			80	≈37	≈590	40		
2-Thioxo-4-thiazolidinone	C ₃ H ₃ NOS ₂	133.192	25	0.225	2.25	40		
Thiram	C ₆ H ₁₂ N ₂ S ₄	240.432	20	0.003	0.03	40		
<i>DL</i> -Threonine	C ₄ H ₉ NO ₃	119.119	10	14.34	167	45		
			20	15.69	186	45		
			40	19.84	248	45		
<i>L</i> -Threonine	C ₄ H ₉ NO ₃	119.119	10	7.34	79.2	45		
			20	8.31	90.6	45		
			40	10.78	121	45		
Thymidine	C ₁₀ H ₁₄ N ₂ O ₅	242.228	25	5.1	54	29		
Thymine	C ₅ H ₆ N ₂ O ₂	126.114	25	0.35	3.5	29		
Thymol	C ₁₀ H ₁₄ O	150.217		0.1	1	30		
Tolazamide	C ₁₄ H ₂₁ N ₃ O ₃ S	311.400	30	0.0065	0.065	40		
Tolbutamide	C ₁₂ H ₁₈ N ₂ O ₃ S	270.347	25	0.011	0.11	40		
<i>o</i> -Tolidine	C ₁₄ H ₁₆ N ₂	212.290	25	0.13	1.3	40		
Toluene	C ₇ H ₈	92.139	5	0.054	0.54	61		
			25	0.0519	0.519	61,22	0.660	22
			45	0.063	0.63	61		
			90	0.12	1.2	22		
<i>p</i> -Toluenesulfonic acid	C ₇ H ₈ O ₃ S	172.202	40	≈33	≈490	40		
<i>o</i> -Toluic acid	C ₈ H ₈ O ₂	136.149	25	0.118	1.18	27		
<i>m</i> -Toluic acid	C ₈ H ₈ O ₂	136.149	25	0.098	0.98	27		
<i>p</i> -Toluic acid	C ₈ H ₈ O ₂	136.149	10	0.030	0.30	75		
			25	0.036	0.36	75		
			50	0.089	0.89	75		
1,3,5-Triazine-2,4,6-triamine	C ₃ H ₆ N ₆	126.120	20	0.323	3.23	40		
			95	4.2	44	40		
1 <i>H</i> -1,2,4-Triazol-3-amine	C ₂ H ₄ N ₄	84.080	23	22	280	26		
1,2,4-Tribromobenzene	C ₆ H ₃ Br ₃	314.800	25	0.0010	0.010	2		
1,3,5-Tribromobenzene	C ₆ H ₃ Br ₃	314.800	25	0.0000789	0.000789	2		
1,1,2-Tribromoethane	C ₂ H ₃ Br ₃	266.757	20	0.050	0.50	25		
Tribromofluoromethane	CBr ₃ F	270.721	25	0.040	0.40	14		
Tribromomethane	CHBr ₃	252.731	25	0.30	3.0	5	0.047	13
2,4,6-Tribromophenol	C ₆ H ₃ Br ₃ O	330.799	15	0.0007	0.007	2		
Tributylamine	C ₁₂ H ₂₇ N	185.349	25	0.0142	0.142	40		
Tributyl phosphate	C ₁₂ H ₂₇ O ₄ P	266.313	25	0.039	0.39	10		
Tributyrin	C ₁₅ H ₂₆ O ₆	302.363	20	0.010	0.10	40		
Trichloroacetaldehyde	C ₂ HCl ₃ O	147.387	25	≈39	≈640	40		
Trichloroacetic acid	C ₂ HCl ₃ O ₂	163.387	25	92.3	11990	27		
1,2,3-Trichlorobenzene	C ₆ H ₃ Cl ₃	181.447	25	0.0021	0.021	41	0.242	11
1,2,4-Trichlorobenzene	C ₆ H ₃ Cl ₃	181.447	15	0.0029	0.029	61		
			25	0.0037	0.037	61,41	0.277	11
			45	0.0047	0.047	61		
1,3,5-Trichlorobenzene	C ₆ H ₃ Cl ₃	181.447	25	0.0008	0.008	41	1.1	11
3,4,5-Trichloro-1,2-benzenediol	C ₆ H ₃ Cl ₃ O ₂	213.446	25	0.051	0.51	8		

Name	Mol. Form.	Mol. Wt.	t/°C	Solubility, s			Henry Const., k_H	
				100 w_2 (mass%)	g per kg H ₂ O	Ref.	kPa m ³ mol ⁻¹	Ref.
2,4,5-Trichlorobiphenyl	C ₁₂ H ₇ Cl ₃	257.543	25	0.000014	0.00014	7	0.0379	31
2,4,6-Trichlorobiphenyl	C ₁₂ H ₇ Cl ₃	257.543	25	0.00002	0.0002	7	0.0495	7
1,1,1-Trichloro-2,2-bis(4-chlorophenyl)ethane	C ₁₄ H ₉ Cl ₅	354.486	25	0.0000004	0.000004	67		
2,4,6-Trichloro-3,5-dimethylphenol	C ₈ H ₇ Cl ₃ O	225.500	25	0.00050	0.0050	2		
1,1,1-Trichloroethane	C ₂ H ₃ Cl ₃	133.404	0	0.134	1.34	25		
			25	0.129	1.29	25	1.76	13
			50	0.138	1.38	25		
1,1,2-Trichloroethane	C ₂ H ₃ Cl ₃	133.404	0	0.425	4.25	25		
			25	0.459	4.59	25	0.092	13
			50	0.536	5.36	25		
Trichloroethene	C ₂ HCl ₃	131.388	0	0.145	1.45	25		
			25	0.128	1.28	25	1.03	13
			60	0.133	1.33	25		
Trichlorofluoromethane	CCl ₃ F	137.368	20	0.11	1.1	5	10.2	13
Trichloromethane	CHCl ₃	119.378	25	0.80	8.0	20	0.43	13
			59	0.79	7.9	20	0.43	13
1,2,4-Trichloro-5-methylbenzene	C ₇ H ₅ Cl ₃	195.474	25	0.00023	0.0023	61		
(Trichloromethyl)benzene	C ₇ H ₅ Cl ₃	195.474	5	0.0053	0.053	10		
2,4,6-Trichloro-3-methylphenol	C ₇ H ₅ Cl ₃ O	211.473	25	0.0112	0.112	2		
Trichloronitromethane	CCl ₃ NO ₂	164.376	0	0.227	2.27	40		
			25	0.162	1.62	40		
1,1,1-Trichloro-2,2,3,3,3-pentafluoropropane	C ₃ Cl ₃ F ₅	237.383	21	0.0058	0.058	35		
2,4,5-Trichlorophenol	C ₆ H ₃ Cl ₃ O	197.446	25	0.1	1	2		
2,4,6-Trichlorophenol	C ₆ H ₃ Cl ₃ O	197.446	25	0.069	0.69	48,51,24		
2,4,5-Trichlorophenoxyacetic acid	C ₈ H ₅ Cl ₃ O ₃	255.483	25	0.028	0.28	40		
1,2,3-Trichloropropane	C ₃ H ₅ Cl ₃	147.431	10	0.14	1.4	35		
			25	0.20	2.0	35	0.038	13
1,1,2-Trichloro-1,2,2-trifluoroethane	C ₂ Cl ₃ F ₃	187.375	25	0.017	0.17	25	32	13
Tri- <i>p</i> -cresyl phosphate	C ₂₁ H ₂₁ O ₄ P	368.363	25	0.00004	0.0004	40		
Tridecane	C ₁₃ H ₂₈	184.361	25	0.000000033	0.00000033	37		
Tridecanoic acid	C ₁₃ H ₂₆ O ₂	214.344	20	0.0033	0.033	26		
Triethylamine	C ₆ H ₁₅ N	101.190	20	5.5	58	10		
Triethylamine hydrochloride	C ₆ H ₁₆ ClN	137.651	25	57.8	1370	27		
Trifluoromethane	CHF ₃	70.014	25	0.15*	1.5*	50,14		
3,4,5-Trihydroxybenzoic acid	C ₇ H ₆ O ₅	170.120	25	1.52	15.4	74		
			50	3.82	39.7	74		
			100	25.0	333	27		
Triiodomethane	CHI ₃	393.732	25	0.012	0.12	14		
Trimethoprim	C ₁₄ H ₁₈ N ₄ O ₃	290.318	25	0.04	0.4	40		
1,2,3-Trimethylbenzene	C ₉ H ₁₂	120.191	25	0.0070	0.070	22	0.343	22
1,2,4-Trimethylbenzene	C ₉ H ₁₂	120.191	25	0.0057	0.057	22	0.569	22
1,3,5-Trimethylbenzene	C ₉ H ₁₂	120.191	25	0.0050	0.050	22	0.781	22
2,3,3-Trimethyl-2-butanol	C ₇ H ₁₆ O	116.201	40	2.2	22	1		
1,1,3-Trimethylcyclohexane	C ₉ H ₁₈	126.239	25	0.000177	0.00177	4	105	13
1,1,3-Trimethylcyclopentane	C ₈ H ₁₆	112.213	25	0.00037	0.0037	4	159	5
2,2,5-Trimethylhexane	C ₉ H ₂₀	128.255	25	0.00008	0.0008	4	246	13
1,4,5-Trimethylnaphthalene	C ₁₃ H ₁₄	170.250	25	0.00021	0.0021	42,4		
2,6,8-Trimethyl-4-nonanone	C ₁₂ H ₂₄ O	184.318	10	0.012	0.12	20		
			80	0.014	0.14	20		

Name	Mol. Form.	Mol. Wt.	<i>t</i> /°C	Solubility, <i>s</i>			Henry Const., <i>k_H</i>	
				100 <i>w</i> ₂ (mass%)	g per kg H ₂ O	Ref.	kPa m ³ mol ⁻¹	Ref.
2,2,4-Trimethylpentane	C ₈ H ₁₈	114.229	25	0.00022	0.0022	4	307	13
2,3,4-Trimethylpentane	C ₈ H ₁₈	114.229	25	0.00018	0.0018	4	206	13
Trimethyl phosphate	C ₃ H ₉ O ₄ P	140.074	25	≈33	≈490	40		
1,3,5-Trinitrobenzene	C ₆ H ₃ N ₃ O ₆	213.104	15	0.028	0.28	40		
2,4,6-Trinitrobenzoic acid	C ₇ H ₃ N ₃ O ₈	257.114	23	1.97	20.1	40		
Trinitroglycerol	C ₃ H ₅ N ₃ O ₉	227.087	25	0.13	1.3	40		
			80	0.34	3.4	40		
2,4,6-Trinitrophenol	C ₆ H ₃ N ₃ O ₇	229.104	25	1.25	12.7	40		
			90	4.9	52	40		
2,4,6-Trinitrotoluene	C ₇ H ₅ N ₃ O ₆	227.131	20	0.012	0.12	40		
			100	0.15	1.5	40		
2,4,6-Trinitro- <i>N</i> -(2,4,6-trinitrophenyl)aniline	C ₁₂ H ₅ N ₇ O ₁₂	439.208	17	0.0060	0.060	40		
1,3,5-Trioxane	C ₃ H ₆ O ₃	90.078	25	17.4	211	30		
Triphenylene	C ₁₈ H ₁₂	228.288	25	0.0000043	0.000043	42,4	0.00001	12
Triphenyl phosphate	C ₁₈ H ₁₅ O ₄ P	326.283	24	0.000073	0.00073	40		
Triphenyltin hydroxide	C ₁₈ H ₁₆ OSn	367.029	20	0.0001	0.001	32		
Tris(hydroxymethyl)methylamine	C ₄ H ₁₁ NO ₃	121.135	25	≈41	≈700	40		
<i>L</i> -Tryptophan	C ₁₁ H ₁₂ N ₂ O ₂	204.225	25	1.30	13.2	26		
<i>DL</i> -Tyrosine	C ₉ H ₁₁ NO ₃	181.188	25	0.35	3.5	30		
<i>L</i> -Tyrosine	C ₉ H ₁₁ NO ₃	181.188	25	0.0507	0.507	62		
Undecane	C ₁₁ H ₂₄	156.309	25	0.0000004	0.000004	37		
Uracil	C ₄ H ₄ N ₂ O ₂	112.087	25	0.460	4.62	72		
Urea	CH ₄ N ₂ O	60.055	5	44	790	26		
			25	54.4	1200	26		
Uric acid	C ₅ H ₄ N ₄ O ₃	168.111	20	0.002	0.02	26		
<i>L</i> -Valine	C ₅ H ₁₁ NO ₂	117.147	25	8.13	88.5	26		
Valium	C ₁₆ H ₁₃ ClN ₂ O	284.739	25	0.005	0.05	40		
Vidarabine	C ₁₀ H ₁₅ N ₅ O ₅	285.257	20	0.051	0.51	40		
Vinclozolin	C ₁₂ H ₉ Cl ₂ NO ₃	286.110	20	0.1	1	32		
Vinyl acetate	C ₄ H ₆ O ₂	86.090	20	2.0	20	10		
4-Vinylcyclohexene	C ₈ H ₁₂	108.181	25	0.005	0.05	4		
Warfarin	C ₁₉ H ₁₆ O ₄	308.328	20	0.004	0.04	40		
Xanthine	C ₅ H ₄ N ₄ O ₂	152.112	20	0.05	0.5	26		
<i>o</i> -Xylene	C ₈ H ₁₀	106.165	25	0.0171	0.171	22	0.551	22
			45	0.021	0.21	4		
<i>m</i> -Xylene	C ₈ H ₁₀	106.165	0	0.0203	0.203	4		
			25	0.0161	0.161	22	0.730	22
			40	0.022	0.22	4		
<i>p</i> -Xylene	C ₈ H ₁₀	106.165	0	0.0160	0.160	4		
			25	0.0181	0.181	22	0.690	22
			40	0.022	0.22	4		
2,3-Xylenol	C ₈ H ₁₀ O	122.164	25	0.457	4.57	40		
2,4-Xylenol	C ₈ H ₁₀ O	122.164	25	0.787	7.87	10		
2,5-Xylenol	C ₈ H ₁₀ O	122.164	25	0.354	3.54	40		
2,6-Xylenol	C ₈ H ₁₀ O	122.164	25	0.60	6.0	40		
3,4-Xylenol	C ₈ H ₁₀ O	122.164	25	0.477	4.77	40		
3,5-Xylenol	C ₈ H ₁₀ O	122.164	29	0.62	6.2	10		
<i>D</i> -Xylose	C ₅ H ₁₀ O ₅	150.130	25	≈30	≈430	40		
Ziram	C ₆ H ₁₂ N ₂ S ₄ Zn	305.841	20	0.0065	0.065	40		

AQUEOUS SOLUBILITY OF INORGANIC COMPOUNDS AT VARIOUS TEMPERATURES

The solubility of over 300 common inorganic compounds in water is tabulated here as a function of temperature. Solubility is defined as the concentration of the compound in a solution that is in equilibrium with a solid phase at the specified temperature. In this table the solid phase is generally the most stable crystalline phase at the temperature in question. An asterisk * on solubility values in adjacent columns indicates that the solid phase changes between those two temperatures (usually from one hydrated phase to another or from a hydrate to the anhydrous solid). In such cases the slope of the solubility vs. temperature curve may show a discontinuity.

All solubility values are expressed as mass percent of solute, $100 \cdot w_2$, where

$$w_2 = m_2 / (m_1 + m_2)$$

and m_2 is the mass of solute and m_1 the mass of water. This quantity is related to other common measures of solubility as follows:

Molarity: $c_2 = 1000 \rho w_2 / M_2$

Molality: $m_2 = 1000 w_2 / M_2 (1 - w_2)$

Mole fraction: $x_2 = (w_2 / M_2) / \{ (w_2 / M_2) + (1 - w_2) / M_1 \}$

Mass of solute per 100 g of H_2O : $r_2 = 100 w_2 / (1 - w_2)$

Here M_2 is the molar mass of the solute and $M_1 = 18.015$ g/mol is the molar mass of water. ρ is the density of the solution in $g\ cm^{-3}$.

The data in the table have been derived from the references indicated; in many cases the data have been refitted or interpolated in order to present solubility at rounded values of temperature. Where available, values were taken from the IUPAC *Solubility Data Series* (Reference 1) or the related papers in the *Journal of Physical and Chemical Reference Data* (References 2 to 5), which present carefully evaluated data.

The solubility of sparingly soluble compounds that do not appear in this table may be calculated from the data in the table "Solubility Product Constants." Solubility of inorganic gases may be found in the table "Solubility of Selected Gases in Water."

Compounds are listed alphabetically by chemical formula in the most commonly used form (e.g., $NaCl$, NH_4NO_3 , etc.).

References

1. *Solubility Data Series*, International Union of Pure and Applied Chemistry. Volumes 1 to 53 were published by Pergamon Press, Oxford, from 1979 to 1994; subsequent volumes were published by Oxford University Press, Oxford. The number following the colon is the volume number in the series.
2. Clever, H. L., and Johnston, F. J., *J. Phys. Chem. Ref. Data*, 9, 751, 1980.
3. Marcus, Y., *J. Phys. Chem. Ref. Data*, 9, 1307, 1980.
4. Clever, H. L., Johnson, S. A., and Derrick, M. E., *J. Phys. Chem. Ref. Data*, 14, 631, 1985.
5. Clever, H. L., Johnson, S. A., and Derrick, M. E., *J. Phys. Chem. Ref. Data*, 21, 941, 1992.
6. Söhnel, O., and Novotny, P., *Densities of Aqueous Solutions of Inorganic Substances*, Elsevier, Amsterdam, 1985.
7. Krumgalz, B.S., *Mineral Solubility in Water at Various Temperatures*, Israel Oceanographic and Limnological Research Ltd., Haifa, 1994.
8. Potter, R. W., and Clynne, M. A., *J. Research U.S. Geological Survey*, 6, 701, 1978; Clynne, M. A., and Potter, R. W., *J. Chem. Eng. Data*, 24, 338, 1979.
9. Marshal, W. L., and Slusher, R., *J. Phys. Chem.*, 70, 4015, 1966; Knacke, O., and Gans, W., *Zeit. Phys. Chem.*, NF, 104, 41, 1977.
10. Stephen, H., and Stephen, T., *Solubilities of Inorganic and Organic Compounds*, Vol. 1, Macmillan, New York, 1963.

Compound	0 °C	10 °C	20 °C	25 °C	30 °C	40 °C	50 °C	60 °C	70 °C	80 °C	90 °C	100 °C	Ref.
AgBrO ₃				0.193							1.32		7
AgClO ₂	0.17	0.31	0.47	0.55	0.64	0.82	1.02	1.22	1.44	1.66	1.88	2.11	7
AgClO ₃				15									7
AgClO ₄	81.6	83.0	84.2	84.8	85.3	86.3	86.9	87.5	87.9	88.3	88.6	88.8	6
AgNO ₂	0.155			0.413									7
AgNO ₃	55.9	62.3	67.8	70.1	72.3	76.1	79.2	81.7	83.8	85.4	86.7	87.8	6
Ag ₂ SO ₄	0.56	0.67	0.78	0.83	0.88	0.97	1.05	1.13	1.20	1.26	1.32	1.39	7
AlCl ₃	30.84	30.91	31.03	31.10	31.18	31.37	31.60	31.87	32.17	32.51	32.90	33.32	7
Al(ClO ₄) ₃	54.9										64.4		7
AlF ₃	0.25	0.34	0.44	0.50	0.56	0.68	0.81	0.96	1.11	1.28	1.45	1.64	7
Al(NO ₃) ₃	37.0	38.2	39.9	40.8	42.0	44.5	47.3	50.4	53.8*			61.5*	6
Al ₂ (SO ₄) ₃	27.5			27.8	28.2	29.2	30.7	32.6	34.9	37.6	40.7	44.2	7
As ₂ O ₃	1.19	1.48	1.80	2.01	2.27	2.86	3.43	4.11	4.89	5.77	6.72	7.71	10
BaBr ₂	47.6	48.5	49.5	50.0	50.4	51.4	52.5	53.5	54.5	55.5	56.6	57.6	6
Ba(BrO ₃) ₂	0.285	0.442	0.656	0.788	0.935	1.30	1.74	2.27	2.90	3.61	4.40	5.25	1:14
Ba(C ₂ H ₃ O ₂) ₂	37.0			44.2									7
BaCl ₂	23.30	24.88	26.33	27.03	27.70	29.00	30.27	31.53	32.81	34.14	35.54	37.05	8
Ba(ClO ₂) ₂	30.5			31.3								44.7	7
Ba(ClO ₃) ₂	16.90	21.23	23.66	27.50	29.43	33.16	36.69	40.05	43.04	45.90	48.70	51.17	1:14
Ba(ClO ₄) ₂	67.30	70.96	74.30	75.75	77.05	79.23	80.92	82.21	83.16	83.88	84.43	84.90	7
BaF ₂		0.158		0.161									7
BaI ₂	62.5	64.7	67.3	68.8	69.1	69.5	70.1	70.7	71.3	72.0	72.7	73.4	6

Compound	0 °C	10 °C	20 °C	25 °C	30 °C	40 °C	50 °C	60 °C	70 °C	80 °C	90 °C	100 °C	Ref.
Ba(IO ₃) ₂	0.0182	0.0262	0.0342	0.0396	0.045*	0.058*	0.073	0.090	0.109	0.131	0.156	0.182	1:14
Ba(NO ₂) ₂	31.1	36.6	41.8	44.3	46.8	51.6	56.2	60.5	64.6	68.5	72.1	75.6	10
Ba(NO ₃) ₂	4.7	6.3	8.2	9.3	10.2	12.4	14.7	17.0	19.3	21.5	23.5	25.5	6
Ba(OH) ₂	1.67			4.68	8.4	19	33	52	74	100			7
BaS	2.79	4.78	6.97	8.21	9.58	12.67	16.18	20.05	24.19	28.55	33.04	37.61	7
Ba(SCN) ₂				62.6									7
BaSO ₃				0.0011									1:26
BeCl ₂	40.5			41.7									7
Be(ClO ₄) ₂				59.5									7
BeSO ₄	26.69	27.58	28.61	29.22	29.90	31.51	33.39	35.50	37.78	40.21	42.72	45.28	7
CaBr ₂	55	56	59	61	63	68	71	73					10
CaCl ₂	36.70	39.19	42.13	44.83*	49.12*	52.85*	56.05*	56.73	57.44	58.21	59.04	59.94	8
Ca(ClO ₃) ₂	63.2	64.2	65.5	66.3	67.2	69.0	71.0	73.2	75.5*	77.4*	77.7	78.0	1:14
Ca(ClO ₄) ₂				65.3									7
CaF ₂	0.0013			0.0016									10
CaI ₂	64.6	66.0	67.6	68.3	69.0	70.8	72.4	74.0	76.0	78.0	79.6	81.0	7
Ca(IO ₃) ₂	0.082	0.155	0.243	0.305	0.384*	0.517*	0.590	0.652	0.811*	0.665*	0.668		1:14
Ca(NO ₂) ₂	38.6	39.5	44.5	48.6									7
Ca(NO ₃) ₂	50.1	53.1	56.7	59.0	60.9	65.4	77.8	78.1	78.2	78.3	78.4	78.5	6
CaSO ₃			0.0059	0.0054	0.0049	0.0041	0.0035	0.0030	0.0026	0.0023	0.0020	0.0019	1:26
CaSO ₄	0.174	0.191	0.202	0.205	0.208	0.210	0.207	0.201	0.193	0.184	0.173	0.163	9
CdBr ₂	36.0	43.0	49.9	53.4	56.4	60.3*	60.3*	60.5	60.7	60.9	61.3	61.6	6
CdC ₂ O ₄				0.0060									5
CdCl ₂	47.2	50.1	53.2	54.6	56.3*	57.3*	57.5	57.8	58.1	58.51	58.98	59.5	6
Cd(ClO ₄) ₂				58.7								66.9	7
CdF ₂		5.82	4.65	4.18	3.76								5
CdI ₂	44.1	44.9	45.8	46.3	46.8	47.9	49.0	50.2	51.5	52.7	54.1	55.4	6
Cd(IO ₃) ₂				0.091									5
Cd(NO ₃) ₂	55.4	57.1	59.6	61.0	62.8	66.5	70.6	86.1	86.5	86.8	87.1	87.4	6
CdSO ₄	43.1	43.1	43.2	43.4	43.6	44.1	43.5	42.5	41.4	40.2	38.5	36.7	6
CdSeO ₄	42.04	40.59	39.02	38.18	37.29	35.35	33.15	30.65	27.84	24.69	21.24	17.49	5
Ce(NO ₃) ₃	57.99	59.80	61.89	63.05	64.31*	67.0*	68.6	71.1*	74.9*	79.2	80.9	83.1	1:13
CoCl ₂	30.30	32.60	34.87	35.99	37.10	39.27	41.38	43.46	45.50	47.51	49.51	51.50	7
Co(ClO ₄) ₂	50.0			53.0									7
CoF ₂				1.4									7
CoI ₂	58.00	61.78	65.35	66.99	68.51	71.17	73.41	75.29	76.89	78.28	79.52	80.70	7
Co(NO ₂) ₂	0.076			0.49									7
Co(NO ₃) ₂	45.5	47.0	49.4	50.8	52.4	56.0	60.1	62.6	64.9	67.7			6
CoSO ₄	19.9	23.0	26.1	27.7	29.2	32.3	34.4	35.9	35.5	33.2	30.6	27.8	6
Co(SCN) ₂				50.7									7
CrO ₃	62.2	62.3	62.6	62.8	63.0	63.5	64.1	64.7	65.5	66.2	67.1	67.9	6
CsBr				55.2									7
CsBrO ₃	1.16	1.93	3.01	3.69	4.46	6.32	8.60	11.32	14.45	17.96	21.83	25.98	1:30
CsCl	61.83	63.48	64.96	65.64	66.29	67.50	68.60	69.61	70.54	71.40	72.21	72.96	1:47
CsClO ₃	2.40	3.87	5.94	7.22	8.69	12.15	16.33	21.14	26.45	32.10	37.89	43.42	1:30
CsClO ₄	0.79	1.01	1.51	1.96	2.57	4.28	6.55	9.29	12.41	15.80	19.39	23.07	7
CsI	30.9	37.2	43.2	45.9	48.6	53.3	57.3	60.7	63.6	65.9	67.7	69.2	6
CsIO ₃	1.08	1.58	2.21	2.59	3.02	3.96	5.06	6.29	7.70	9.20	10.79	12.45	1:30
CsNO ₃	8.46	13.0	18.6	21.8	25.1	32.0	39.0	45.7	51.9	57.3	62.1	66.2	6
CsOH				75									7
Cs ₂ SO ₄	62.6	63.4	64.1	64.5	64.8	65.5	66.1	66.7	67.3	67.8	68.3	68.8	6
CuBr ₂				55.8									7
CuCl ₂	40.8	41.7	42.6	43.1	43.7	44.8	46.0	47.2	48.5	49.9	51.3	52.7	6
Cu(ClO ₄) ₂	54.3				59.3								7
CuF ₂				0.075									7
Cu(NO ₃) ₂	45.2	49.8	56.3	59.2	61.1	62.0	63.1	64.5	65.9	67.5	69.2	71.0	6
CuSO ₄	12.4	14.4	16.7	18.0	19.3	22.2	25.4	28.8	32.4	36.3	40.3	43.5	6
CuSeO ₄	10.6			16.0									7
Dy(NO ₃) ₃	58.79	59.99	61.49	62.35	63.29	65.43	68.04	71.58					1:13
Er(NO ₃) ₃	61.58	63.15	64.84	65.75	66.69	68.70	70.96	73.64	77.75				1:13
Eu(NO ₃) ₃	55.2	56.7	58.5	59.4	60.4	62.5	64.6						1:13

Compound	0 °C	10 °C	20 °C	25 °C	30 °C	40 °C	50 °C	60 °C	70 °C	80 °C	90 °C	100 °C	Ref.
FeBr ₂				54.6								64.8*	7
FeCl ₂	33.2*			39.4*								48.7*	7
FeCl ₃	42.7	44.9	47.9	47.7	51.6	74.8	76.7	84.6	84.3	84.3	84.4	84.7	6
Fe(ClO ₄) ₂	63.39			67.76									7
FeF ₃				5.59									7
Fe(NO ₃) ₃	40.15			46.57									7
Fe(NO ₃) ₂	41.44			46.67									7
FeSO ₄	13.5	17.0	20.8	22.8	24.8	28.8	32.8	35.5	33.6	30.4	27.1	24.0	6
Gd(NO ₃) ₃	56.3	57.7	59.2	60.1	61.0	62.9	65.2	67.9	71.5				1:13
HIO ₃	73.45	74.10	74.98	75.48	76.03	77.20	78.46	79.78	81.13	82.48	83.82	85.14	1:30
H ₃ BO ₃	2.61	3.57	4.77	5.48	6.27	8.10	10.3	12.9	15.9	19.3	23.1	27.3	6
HgBr ₂	0.26	0.37	0.52	0.61	0.72	0.96	1.26	1.63	2.08	2.61	3.23	3.95	4
Hg(CN) ₂	6.57	7.83	9.33	10.2	11.1	13.1	15.5	18.2	21.2	24.6	28.3	32.3	6
HgCl ₂	4.24	5.05	6.17	6.81	7.62	9.53	12.02	15.18	19.16	24.06	29.90	36.62	4
HgI ₂			0.0041	0.0055	0.0072	0.0122	0.0199						4
Hg(SCN) ₂				0.070									4
Hg ₂ Cl ₂				0.0004									3
Hg ₂ (ClO ₄) ₂	73.8			79.8*								85.3*	7
Hg ₂ SO ₄	0.038	0.043	0.048	0.051	0.054	0.059	0.065	0.070	0.076	0.082	0.088	0.093	4
Ho(NO ₃) ₃				63.8									1:13
KBF ₄	0.28	0.34	0.45	0.55	0.75	1.38	2.09	2.82	3.58	4.34	5.12	5.90	10
KBr	35.0	37.3	39.4	40.4	41.4	43.2	44.8	46.2	47.6	48.8	49.8	50.8	6
KBrO ₃	2.97	4.48	6.42	7.55	8.79	11.57	14.71	18.14	21.79	25.57	29.42	33.28	1:30
KC ₂ H ₃ O ₂	68.40	70.29	72.09	72.92	73.70	75.08	76.27	77.31	78.22	79.04	79.80	80.55	7
KCl	21.74	23.61	25.39	26.22	27.04	28.59	30.04	31.40	32.66	33.86	34.99	36.05	1:47
KClO ₃	3.03	4.67	6.74	7.93	9.21	12.06	15.26	18.78	22.65	26.88	31.53	36.65	1:30
KClO ₄	0.70	1.10	1.67	2.04	2.47	3.54	4.94	6.74	8.99	11.71	14.94	18.67	6
KF	30.90	39.8	47.3	50.41	53.2					60.0			7
KHCO ₃	18.62	21.73	24.92	26.6	28.13	31.32	34.46	37.51	40.45				6
KHSO ₄	27.1	29.7	32.3	33.6	35.0	37.8	40.5	43.4	46.2	49.02	51.82	54.6	6
KH ₂ PO ₄	11.74	14.91	18.25	19.97	21.77	25.28	28.95	32.76	36.75	40.96	45.41	50.12	1:31
KI	56.0	57.6	59.0	59.7	60.4	61.6	62.8	63.8	64.8	65.7	66.6	67.4	6
KIO ₃	4.53	5.96	7.57	8.44	9.34	11.09	13.22	15.29	17.41	19.58	21.78	24.03	1:30
KIO ₄	0.16	0.22	0.37	0.51	0.70	1.24	1.96	2.83	3.82	4.89	6.02	7.17	7
KMnO ₄	2.74	4.12	5.96	7.06	8.28	11.11	14.42	18.16					6
KNO ₂	73.7	74.6	75.3	75.7	76.0	76.7	77.4	78.0	78.5	79.1	79.6	80.1	6
KNO ₃	12.0	17.6	24.2	27.7	31.3	38.6	45.7	52.2	58.0	63.0	67.3	70.8	6
KOH	48.7	50.8	53.2	54.7	56.1	57.9	58.6	59.5	60.6	61.8	63.1	64.6	6
KSCN	63.8	66.4	69.1	70.4	71.6	74.1	76.5	78.9	81.1	83.3	85.3	87.3	6
K ₂ CO ₃	51.3	51.7	52.3	52.7	53.1	54.0	54.9	56.0	57.2	58.4	59.6	61.0	6
K ₂ CrO ₄	37.1	38.1	38.9	39.4	39.8	40.5	41.3	41.9	42.6	43.2	43.8	44.3	6
K ₂ Cr ₂ O ₇	4.30	7.12	10.9	13.1	15.5	20.8	26.3	31.7	36.9	41.5	45.5	48.9	6
K ₂ HAsO ₄	48.5*			63.6*								79.8*	7
K ₂ HPO ₄	57.0	59.1	61.5	62.7	64.1	67.7*		72.7*					1:31
K ₂ MoO ₄				64.7							66.5		7
K ₂ SO ₃	51.30	51.39	51.49	51.55	51.62	51.76	51.93	52.11	52.32	52.54	52.79	53.06	1:26
K ₂ SO ₄	7.11	8.46	9.95	10.7	11.4	12.9	14.2	15.5	16.7	17.7	18.6	19.3	6
K ₂ S ₂ O ₃	49.0*			62.3*							75.7*		7
K ₂ S ₂ O ₅	22.1	26.7	31.1	33.1	35.2	39.0	42.6	46.0	49.1	52.0	54.6		1:26
K ₂ SeO ₃	68.4*			68.5*								68.5*	7
K ₂ SeO ₄	52.70	52.93	53.17	53.30	53.43	53.70	53.99	54.30	54.61	54.94	55.26	55.60	7
K ₃ AsO ₄	51.5*			55.6*								73*	7
K ₃ Fe(CN) ₆	23.9	27.6	31.1	32.8	34.3	37.2	39.6	41.7	43.5	45.0	46.1	47.0	6
K ₃ PO ₄	44.3			51.4									7
K ₄ Fe(CN) ₆	12.5	17.3	22.0	23.9	25.6	29.2	32.5	35.5	38.2	40.6	41.4	43.1	6
LaCl ₃	49.0	48.5	48.6	48.9	49.3	50.5	52.1	54.0	56.3	58.9	61.7		6
La(NO ₃) ₃	55.0	56.9	58.9	60.0	61.1	63.6	66.3	69.9*	74.1*				1:13
LiBr	58.4	60.1	62.7	64.4	65.9	67.8	68.3	69.0	69.8	70.7	71.7	72.8	6
LiBrO ₃	61.03	62.62	64.44	65.44	66.51	68.90	71.68*	73.24*	74.43	75.66	76.93	78.32	1:30
LiC ₂ H ₃ O ₂	23.76	26.49	29.42	31.02	32.72	36.48	40.65	45.15	49.93	54.91	60.04	65.26	7
LiCl	40.45	42.46*	45.29*	45.81	46.25	47.30	48.47	49.78	51.27	52.98	54.98*	56.34*	1:47

Compound	0 °C	10 °C	20 °C	25 °C	30 °C	40 °C	50 °C	60 °C	70 °C	80 °C	90 °C	100 °C	Ref.
LiClO ₃	73.2	75.6*	80.8*	82.1	83.4	85.9*	87.1*	88.2	89.6	91.3	93.4	95.7	1:30
LiClO ₄	30.1	32.6	35.5	37.0	38.6	41.9	45.5	49.2	53.2	57.2	61.3	71.4	6
LiF	0.120	0.126	0.131	0.134									7
LiH ₂ PO ₄	55.8												7
LiI	59.4	60.5	61.7	62.3	63.0	64.3	65.8	67.3	68.8	81.3	81.7	82.6	6
LiIO ₃				43.8									1:30
LiNO ₂	41	45	49	51	53	56	60	63	66	68			10
LiNO ₃	34.8	37.6	42.7	50.5	57.9	60.1	62.2	64.0	65.7	67.2	68.5	69.7	6
LiOH	10.8	10.8	11.0	11.1	11.3	11.7	12.2	12.7	13.4	14.2	15.1	16.1	6
LiSCN				54.5									7
Li ₂ CO ₃	1.54	1.43	1.33	1.28	1.24	1.15	1.07	0.99	0.92	0.85	0.78	0.72	7
Li ₂ C ₂ O ₄				5.87									7
Li ₂ HPO ₃	9.07	8.40	7.77	7.47	7.18	6.64	6.16	5.71	5.30	4.91	4.53	4.16	7
Li ₂ SO ₄	26.3	25.9	25.6	25.5	25.3	25.0	24.8	24.5	24.3	24.0	23.8	23.6	6
Li ₃ PO ₄				0.027									1:31
Lu(NO ₃) ₃				71.1									1:13
MgBr ₂	49.3	49.8	50.3	50.6	50.9	51.5	52.1	52.8	53.5	54.2	55.0	55.7	6
Mg(BrO ₃) ₂	43.0	45.2	48.0	49.4	51.0	54.3	57.9	61.6	65.3	69.0*	70.9*	71.7	1:14
Mg(C ₂ H ₃ O ₂) ₂	36.18	37.55	38.92	39.61									7
MgC ₂ O ₄				0.038									7
MgCl ₂	33.96	34.85	35.58	35.90	36.20	36.77	37.34	37.97	38.71	39.62	40.75	42.15	8
Mg(ClO ₃) ₂	53.35	54.40	56.81	58.66	60.91*	65.46*	67.33	69.27	71.01	72.44	73.48		1:14
Mg(ClO ₄) ₂	47.8	48.7	49.6	50.1	50.5	51.3	52.1						6
MgCrO ₄	32.06*			35.39*									7
MgCr ₂ O ₇				58.9						67.0			7
MgF ₂				0.013									7
MgI ₂	54.7	56.1	58.2	59.4	60.8	63.9	65.0	65.0	65.0	65.0	65.1	65.2	6
Mg(IO ₃) ₂	3.19*	6.70*	7.92	8.52	9.11	10.45	11.99	13.7	15.6	17.6	19.6		1:14
Mg(NO ₂) ₂				47									7
Mg(NO ₃) ₂	38.4	39.5	40.8	41.6	42.4	44.1	45.9	47.9	50.0	52.2	70.6	72.0	6
MgSO ₃	0.32	0.37	0.46	0.52	0.61	0.87*	0.85*	0.76	0.69	0.64	0.62	0.60	1:26
MgSO ₄	18.2	21.7	25.1	26.3	28.2	30.9	33.4	35.6	36.9	35.9	34.7	33.3	6
MgS ₂ O ₃	30.7			34.1									7
MgSeO ₄	31.4*			35.7*								47*	7
MnBr ₂	56.00	57.72	59.39	60.19	60.96	62.41	63.75	65.01	66.19	67.32	68.42	69.50	7
MnCl ₂	38.7	40.6	42.5	43.6	44.7	47.0	49.4	54.1	54.7	55.2	55.7	56.1	6
MnF ₂	0.80*			1.01*								0.48	7
Mn(IO ₃) ₂				0.27							0.34		7
Mn(NO ₃) ₂	50.5			61.7									7
MnSO ₄	34.6	37.3	38.6	38.9	38.9	37.7	36.3	34.6	32.8	30.8	28.8	26.7	6
NH ₄ Br	37.5	40.2	42.7	43.9	45.1	47.3	49.4	51.3	53.0	54.6	56.1	57.4	7
NH ₄ Cl	22.92	25.12	27.27	28.34	29.39	31.46	33.50	35.49	37.46	39.40	41.33	43.24	1:47
NH ₄ ClO ₄	10.8	14.1	17.8	19.7	21.7	25.8	29.8	33.6	37.3	40.7	43.8	46.6	6
NH ₄ F	41.7	43.2	44.7	45.5	46.3	47.8	49.3	50.9	52.5	54.1			7
NH ₄ HCO ₃	10.6	13.7	17.6	19.9	22.4	27.9	34.2	41.4	49.3	58.1	67.6	78.0	7
NH ₄ H ₂ AsO ₄	25.2	29.0	32.7	34.5	36.3	39.7	43.1	46.2	49.3	52.2	55.0		7
NH ₄ H ₂ PO ₄	17.8	22.0	26.4	28.8	31.2	36.2	41.6	47.2	53.0	59.2	65.7	72.4	7
NH ₄ I	60.7	62.1	63.4	64.0	64.6	65.8	66.8	67.8	68.7	69.6	70.4	71.1	6
NH ₄ IO ₃				3.70	4.20	5.64	7.63						1:30
NH ₄ NO ₂	55.7	59.0	64.9	68.8									7
NH ₄ NO ₃	54.0	60.1	65.5	68.0	70.3	74.3	77.7	80.8	83.4	85.8	88.2	90.3	6
NH ₄ SCN				64.4					81.1				7
(NH ₄) ₂ C ₂ O ₄	2.31	3.11	4.25	4.94	5.73	7.56	9.73	12.2	15.1	18.3	21.8	25.7	7
(NH ₄) ₂ HPO ₄	36.4	38.2	40.0	41.0	42.0	44.1	46.2	48.5	50.9	53.3	55.9	58.6	7
(NH ₄) ₂ S ₂ O ₅	65.5	67.9	69.8	70.5	71.3	72.3	72.9	73.1					1:26
(NH ₄) ₂ S ₂ O ₈	37.00	40.45	43.84	45.49	47.11	50.25	53.28	56.23	59.13	62.00			7
(NH ₄) ₂ SO ₃	32.2	34.9	37.7	39.1	40.6	43.7	47.0	50.6	54.5	58.9			1:26
(NH ₄) ₂ SO ₄	41.3	42.1	42.9	43.3	43.8	44.7	45.6	46.6	47.5	48.5	49.5	50.5	6
(NH ₄) ₂ SeO ₃	49.0	51.1	53.4	54.7	56.0	58.9	62.0	65.4	69.1				7
(NH ₄) ₂ SeO ₄				54.02									7
(NH ₄) ₃ PO ₄				15.5									7

Compound	0 °C	10 °C	20 °C	25 °C	30 °C	40 °C	50 °C	60 °C	70 °C	80 °C	90 °C	100 °C	Ref.
NaBr	44.4	45.9	47.7	48.6	49.6	51.6	53.7	54.1	54.3	54.5	54.7	54.9	6
NaBrO ₃	20.0	23.22	26.65	28.28	29.86	32.83	35.55	38.05	40.37	42.52			1:30
NaCHO ₂	30.8	37.9	45.7	48.7	50.6	52.0	53.5	55.0					6
NaC ₂ H ₃ O ₂	26.5	28.8	31.8	33.5	35.5	39.9	45.1	58.3	59.3	60.5	61.7	62.9	6
NaCl	26.28	26.32	26.41	26.45	26.52	26.67	26.84	27.03	27.25	27.50	27.78	28.05	1:47
NaClO	22.7			44.4									7
NaClO ₂				97.0*				95.3*					7
NaClO ₃	44.27	46.67	49.3	50.1	51.2	53.6	55.5	57.0	58.5	60.5	63.3	67.1	1:30
NaClO ₄	61.9	64.1	66.2	67.2	68.3	70.4	72.5	74.1	74.7	75.4	76.1	76.7	6
NaF	3.52	3.72	3.89	3.97	4.05	4.20	4.34	4.46	4.57	4.66	4.75	4.82	6
NaHCO ₃	6.48	7.59	8.73	9.32	9.91	11.13	12.40	13.70	15.02	16.37	17.73	19.10	7
NaHSO ₄				22.2								33.3	10
NaH ₂ PO ₄	36.54	41.07	46.00	48.68	51.54	57.89*	61.7*	62.3*	65.9	68.7			1:31
NaI	61.2	62.4	63.9	64.8	65.7	67.7	69.8	72.0	74.7	74.8	74.9	75.1	6
NaIO ₃	2.43	4.40	7.78*	8.65*	9.60	11.67	13.99	16.52	19.25*	21.1*	22.9	24.7	1:30
NaIO ₄				12.62									7
NaNO ₂	41.9	43.4	45.1	45.9	46.8	48.7	50.7	52.8	55.0	57.2	59.5	61.8	6
NaNO ₃	42.2	44.4	46.6	47.7	48.8	51.0	53.2	55.3	57.5	59.6	61.7	63.8	6
NaOH	30	39	46	50	53	58	63	67	71	74	76	79	10
NaSCN		52.9	57.1	60.2	62.7	63.5	64.2	65.0	65.9	66.9	67.9	69.0	6
Na ₂ B ₄ O ₇	1.23	1.71	2.50	3.07	3.82	6.02	9.7	14.9	17.1	19.9	23.5	28.0	6
Na ₂ CO ₃	6.44	10.8	17.9	23.5	28.7	32.8	32.2	31.7	31.3	31.1	30.9	30.9	6
Na ₂ C ₂ O ₄	2.62	2.95	3.30	3.48	3.65	4.00	4.36	4.71	5.06	5.41	5.75	6.08	6
Na ₂ CrO ₄	22.6	32.3	44.6	46.7	46.9	48.9	51.0	53.4	55.3	55.5	55.8	56.1	6
Na ₂ Cr ₂ O ₇	62.1	63.1	64.4	65.2	66.1	68.0	70.1	72.3	74.6	77.0	79.6	80.7	6
Na ₂ HAsO ₄	5.6*			29.3*								67*	7
Na ₂ HPO ₄	1.66	4.19	7.51	10.55	16.34*	35.17*	44.64*	45.20	46.81	48.78	50.52	51.53	1:31
Na ₂ MoO ₄	30.6	38.8	39.4	39.4	39.8	40.3	41.0	41.7	42.6	43.5	44.5	45.5	6
Na ₂ S	11.1	13.2	15.7	17.1	18.6	22.1	26.7	28.1	30.2	33.0	36.4	41.0	6
Na ₂ SO ₃	12.0	16.1	20.9	23.5	26.3*	27.3*	25.9	24.8	23.7	22.8	22.1	21.5	1:26
Na ₂ SO ₄			16.13	21.94	29.22*	32.35*	31.55	30.90	30.39	30.02	29.79	29.67	8
Na ₂ S ₂ O ₃	33.1	36.3	40.6	43.3	45.9	52.0	62.3	65.7	68.8	69.4	70.1	71.0	6
Na ₂ S ₂ O ₅		38.4	39.5	40.0	40.6	41.8	43.0	44.2	45.5	46.8	48.1	49.5	1:26
Na ₂ SeO ₃				47.3*								45*	7
Na ₂ SeO ₄	11.7			36.9*								42.1*	7
Na ₂ WO ₄	41.6	41.9	42.3	42.6	42.9	43.6	44.4	45.3	46.2	47.3	48.4	49.5	6
Na ₃ PO ₄	4.28	7.30	10.8	12.6	14.1	16.6	22.9	28.4	32.4	37.6	40.4	43.5	6
Na ₄ P ₂ O ₇	2.23	3.28	4.81	6.62	7.00	10.10	14.38	20.07	27.31	36.03	32.37	30.67	6
NdCl ₃	49.0	49.3	49.7	50.0	50.4	51.2	52.2	53.3	54.5	55.8	57.1	58.5	6
Nd(NO ₃) ₃	55.76	57.49	59.37	60.38	61.43	63.69	66.27	69.47					1:13
NiCl ₂	34.7	36.1	38.5	40.3	41.7	42.1	43.2	45.0	46.1	46.2	46.4	46.6	6
Ni(ClO ₄) ₂	51.1			52.8									7
NiF ₂				2.50							2.52		7
NiI ₂	55.40	57.68	59.78	60.69	61.50	62.80	63.73	64.38	64.80	65.09	65.30		7
Ni(NO ₃) ₂	44.1	46.0	48.4	49.8	51.3	54.6	58.3	61.0	63.1	65.6	67.9	69.0	6
NiSO ₄	21.4	24.4	27.4	28.8	30.3*	32.0*	34.1	35.8	37.7	39.9	42.3	44.8	6
Ni(SCN) ₂				35.48									7
NiSeO ₄	21.6		26.2*									45.6*	7
PbBr ₂	0.449	0.620	0.841	0.966	1.118	1.46	1.89						2
PbCl ₂	0.66	0.81	0.98	1.07	1.17	1.39	1.64	1.93	2.24	2.60	2.99	3.42	2
Pb(ClO ₄) ₂				81.5									7
PbF ₂		0.0603	0.0649	0.0670	0.0693								2
PbI ₂	0.041	0.052	0.067	0.076	0.086	0.112	0.144	0.187	0.243	0.315			2
Pb(IO ₃) ₂				0.0025									7
Pb(NO ₃) ₂	28.46	32.13	35.67	37.38	39.05	42.22	45.17	47.90	50.42	52.72	54.82	56.75	2
PbSO ₄	0.0033	0.0038	0.0042	0.0044	0.0047	0.0052	0.0058						2
PrCl ₃	48.0	48.1	48.6	49.0	49.5	50.8	52.3	54.1	56.1	58.3			6
Pr(NO ₃) ₃	57.50	59.20	61.16	62.24	63.40*	65.7*	67.8	70.2	73.4				1:13
RbBr	47.4	50.1	52.6	53.8	54.9	57.0	58.8	60.6	62.1	63.5	64.8	65.9	6
RbBrO ₃	0.97	1.55	2.36	2.87	3.45	4.87	6.64	8.78	11.29	14.15	17.32	20.76	1:30
RbCl	43.58	45.65	47.53	48.42	49.27	50.86	52.34	53.67	54.92	56.08	57.16	58.15	1:47

Compound	0 °C	10 °C	20 °C	25 °C	30 °C	40 °C	50 °C	60 °C	70 °C	80 °C	90 °C	100 °C	Ref.
RbClO ₃	2.10	3.38	5.14	6.22	7.45	10.35	13.85	17.93	22.53	27.57	32.96	38.60	1:30
RbClO ₄	1			1.5								17	7
RbF			75										7
RbHCO ₃			53.7										7
RbI	55.8	58.6	61.1	62.3	63.4	65.4	67.2	68.8	70.3	71.6	72.7	73.8	6
RbIO ₃	1.09	1.53	2.07	2.38	2.74	3.52	4.41	5.42	6.52	7.74	9.00	10.36	1:30
RbNO ₃	16.4	25.0	34.6	39.4	44.2	53.1	60.8	67.2	72.2	76.1	79.0	81.2	6
RbOH					63.4								7
Rb ₂ CrO ₄	38.27			43.26									7
Rb ₂ SO ₄	27.3	30.0	32.5	33.7	34.8	36.9	38.7	40.3	41.8	43.0	44.1	44.9	6
SbCl ₃	85.7			90.8									7
SbF ₃	79.4			83.1									7
Sc(NO ₃) ₃	57.0	59.3	61.6	62.8	63.9	66.2	68.5						1:13
Sm(NO ₃) ₃	54.83	56.33	58.08	59.05	60.08	62.38	65.05*	68.1*	70.8	74.2			1:13
SmCl ₃		48.0	48.2	48.4	48.6	49.2	50.0						6
SnCl ₂	46	64											7
SnI ₂			0.97									3.87	7
SrBr ₂	46.0	48.3	50.6	51.7	52.9	55.2	57.6	59.9	62.3	64.6	66.8	69.0	6
Sr(BrO ₃) ₂	18.53	22.00	25.39	27.02	28.59	31.55	34.21	36.57	38.64*	40.2*	40.8	41.0	1:14
SrCl ₂	31.94	32.93	34.43	35.37	36.43	38.93	41.94	45.44*	46.81*	47.69	48.70	49.87	8
Sr(ClO ₂) ₂	13.0	13.6	14.1	14.3	14.5	14.9	15.3	15.6	15.9				7
Sr(ClO ₃) ₂	63.29	63.42	63.64	63.77	63.93	64.29	64.70	65.16	65.65	66.18	66.74	67.31	1:14
Sr(ClO ₄) ₂	70.04*			75.35*		78.44*							7
SrF ₂	0.011			0.021									7
SrI ₂	62.5	62.8	63.5	63.9	64.5	65.8	67.3	69.0	70.8	72.7	74.7	79.2	6
Sr(IO ₃) ₂	0.102	0.126	0.152	0.165	0.179	0.206	0.233	0.259	0.284	0.307	0.328	0.346	1:14
Sr(MnO ₄) ₂	2.5												7
Sr(NO ₂) ₂					41.9	44.3						58.6	7
Sr(NO ₃) ₂	28.2	34.6	41.0	44.5	47.0	47.4	47.9	48.4	48.9	49.5	50.1	50.7	6
Sr(OH) ₂	0.9			2.2									7
SrSO ₃				0.0015									1:26
SrSO ₄				0.0135									7
SrS ₂ O ₃	8.8	13.2	17.7	20.0	22.2	26.8							7
Tb(NO ₃) ₃			60.6	61.02									1:13
Tl ₂ SO ₄	2.65	3.56	4.61	5.19	5.80	7.09	8.46	9.89	11.33	12.77	14.18	15.53	6
Tm(NO ₃) ₃				67.9									1:13
UO ₂ (NO ₃) ₂	49.52	51.82	54.42	55.85	57.55	61.59	67.07						1:55
Y(NO ₃) ₃	55.57	56.93	58.75	59.86	61.11*	63.3*	64.9	67.9	72.5				1:13
Yb(NO ₃) ₃				70.5									1:13
ZnBr ₂	79.3	80.1	81.8	83.0	84.1	85.6	85.8	86.1	86.3	86.6	86.8	87.1	6
ZnC ₂ O ₄		0.0010	0.0019	0.0026									5
ZnCl ₂		76.6	79.0	80.3	81.4	81.8	82.4	83.0	83.7	84.4	85.2	86.0	6
Zn(ClO ₄) ₂	44.29*			46.27*			48.70						7
ZnF ₂				1.53									5
ZnI ₂	81.1	81.2	81.3	81.4	81.5	81.7	82.0	82.3	82.6	83.0	83.3	83.7	6
Zn(IO ₃) ₂			0.58	0.64	0.69	0.77	0.82						5
Zn(NO ₃) ₂	47.8	50.8	54.4	54.6	58.5	79.1	80.1	87.5	89.9				6
ZnSO ₃			0.1786	0.1790	0.1794	0.1803	0.1812						5
ZnSO ₄	29.1	32.0	35.0	36.6	38.2	41.3	43.0	42.1	41.0	39.9	38.8	37.6	6
ZnSeO ₄	33.06	34.98	37.38	38.79	40.34								5

OCTANOL–WATER PARTITION COEFFICIENTS

The octanol–water partition coefficient, P , is a widely used parameter for correlating biological effects of organic substances. It is a property of the two-phase system in which water and 1-octanol are in equilibrium at a fixed temperature and the substance is distributed between the water-rich and octanol-rich phases. P is defined as the ratio of the equilibrium concentration of the substance in the octanol-rich phase to that in the water-rich phase, in the limit of zero concentration. In general, P tends to be large for compounds with extended non-polar structures (such as long chain or multi-ring hydrocarbons) and small for compounds with highly polar groups. Thus P (or, in its more common form of expression, $\log P$) provides a measure of the lipophilic vs. hydrophilic nature of a compound, which is an important consideration in assessing the potential toxicity. A discussion of methods of measurement and accuracy considerations for $\log P$ may be found in Reference 1.

This table gives selected values of $\log P$ for about 450 organic compounds, including many of environmental importance. All values refer to a nominal temperature of 25 °C. The source of each value is indicated in the last column. These references contain data on many more compounds than are included here.

Compounds are listed by molecular formula following the Hill convention. To locate a compound by name or CAS Registry Number when the molecular formula is not known, use the table “Physical Constants of Organic Compounds” in Section 3 and its indexes to determine the molecular formula.

References

1. Sangster, J., *J. Phys. Chem. Ref. Data*, 18, 1111, 1989.
2. Mackay, D., Shiu, W. Y., and Ma, K. C., *Illustrated Handbook of Physical-Chemical Properties and Environmental Fate for Organic Chemicals*, Lewis Publishers/CRC Press, Boca Raton, FL, 1992.
3. Shiu, W. Y., and Mackay, D., *J. Phys. Chem. Ref. Data*, 15, 911, 1986.
4. Pinsuwan, S., Li, L., and Yalkowsky, S. H., *J. Chem. Eng. Data*, 40, 623, 1995.
5. *Solubility Data Series, International Union of Pure and Applied Chemistry*, Vol. 20, Pergamon Press, Oxford, 1985.
6. *Solubility Data Series, International Union of Pure and Applied Chemistry*, Vol. 38, Pergamon Press, Oxford, 1985.
7. Miller, M. M., Ghodbane, S., Wasik, S. P., Tewari, Y. B., and Martire, D. E., *J. Chem. Eng. Data*, 29, 184, 1984.

Mol. form.	Name	$\log P$	Ref.
CCl ₂ F ₂	Dichlorodifluoromethane	2.16	2
CCl ₃ F	Trichlorofluoromethane	2.53	2
CCl ₄	Tetrachloromethane	2.64	2
CHBr ₃	Tribromomethane	2.38	2
CHCl ₃	Trichloromethane	1.97	2
CH ₂ BrCl	Bromochloromethane	1.41	2
CH ₂ Br ₂	Dibromomethane	2.3	2
CH ₂ Cl ₂	Dichloromethane	1.25	2
CH ₂ F ₂	Difluoromethane	0.20	1
CH ₂ I ₂	Diiodomethane	2.5	2
CH ₂ O	Formaldehyde	0.35	1
CH ₂ O ₂	Formic acid	−0.54	1
CH ₃ Br	Bromomethane	1.19	2
CH ₃ Cl	Chloromethane	0.91	2
CH ₃ F	Fluoromethane	0.51	1
CH ₃ I	Iodomethane	1.5	2
CH ₃ NO	Formamide	−1.51	1
CH ₃ NO ₂	Nitromethane	−0.33	1
CH ₄ O	Methanol	−0.74	1
CH ₅ N	Methylamine	−0.57	1
C ₂ Cl ₃ F ₃	1,1,2-Trichlorotrifluoroethane	3.16	2
C ₂ Cl ₄	Tetrachloroethylene	2.88	2
C ₂ Cl ₆	Hexachloroethane	4.00	4
C ₂ HCl ₃	Trichloroethylene	2.53	2
C ₂ HCl ₅	Pentachloroethane	2.89	2
C ₂ H ₂ Cl ₂	1,1-Dichloroethylene	2.13	2
C ₂ H ₂ Cl ₂	<i>cis</i> -1,2-Dichloroethylene	1.86	2
C ₂ H ₂ Cl ₂	<i>trans</i> -1,2-Dichloroethylene	1.93	2
C ₂ H ₂ Cl ₄	1,1,2,2-Tetrachloroethane	2.39	2
C ₂ H ₃ Cl	Chloroethylene	1.38	2
C ₂ H ₃ Cl ₃	1,1,1-Trichloroethane	2.49	2
C ₂ H ₃ Cl ₃	1,1,2-Trichloroethane	2.38	2
C ₂ H ₃ N	Acetonitrile	−0.34	1
C ₂ H ₄ Cl ₂	1,1-Dichloroethane	1.79	2
C ₂ H ₄ Cl ₂	1,2-Dichloroethane	1.48	2
C ₂ H ₄ O	Acetaldehyde	0.45	1
C ₂ H ₄ O	Ethylene oxide	−0.30	1

Mol. form.	Name	$\log P$	Ref.
C ₂ H ₄ O ₂	Acetic acid	−0.17	1
C ₂ H ₅ Br	Bromoethane	1.6	2
C ₂ H ₅ Cl	Chloroethane	1.43	2
C ₂ H ₅ I	Iodoethane	2	2
C ₂ H ₅ NO	Acetamide	−1.26	1
C ₂ H ₅ NO ₂	Nitroethane	0.18	1
C ₂ H ₆ O	Ethanol	−0.30	1
C ₂ H ₆ O	Dimethyl ether	0.10	1
C ₂ H ₆ OS	Dimethyl sulfoxide	−1.35	1
C ₂ H ₆ O ₂ S	Dimethyl sulfone	−1.41	1
C ₂ H ₇ N	Ethylamine	−0.13	1
C ₂ H ₇ N	Dimethylamine	−0.38	1
C ₃ H ₃ N	2-Propenenitrile	0.25	1
C ₃ H ₃ Cl ₂	<i>cis</i> -1,3-Dichloropropene	2.03	2
C ₃ H ₄ O	Propargyl alcohol	−0.38	1
C ₃ H ₄ O	Acrolein	−0.01	1
C ₃ H ₅ Br	3-Bromopropene	1.79	1
C ₃ H ₅ ClO	Epichlorohydrin	0.30	2
C ₃ H ₅ Cl ₃	1,2,3-Trichloropropane	2.63	2
C ₃ H ₅ N	Propanenitrile	0.16	1
C ₃ H ₅ NO	Acrylamide	−0.78	1
C ₃ H ₆ Cl ₂	1,2-Dichloropropane	2.0	2
C ₃ H ₆ O	Allyl alcohol	0.17	1
C ₃ H ₆ O	Propanal	0.59	1
C ₃ H ₆ O	Acetone	−0.24	1
C ₃ H ₆ O	Methyloxirane	0.03	1
C ₃ H ₆ O ₂	Propanoic acid	0.33	1
C ₃ H ₆ O ₂	Methyl acetate	0.18	1
C ₃ H ₇ Br	1-Bromopropane	2.1	2
C ₃ H ₇ Br	2-Bromopropane	1.9	2
C ₃ H ₇ Cl	1-Chloropropane	2.04	1
C ₃ H ₇ Cl	2-Chloropropane	1.90	1
C ₃ H ₇ I	1-Iodopropane	2.5	2
C ₃ H ₇ N	Allylamine	0.03	1
C ₃ H ₇ NO	<i>N,N</i> -Dimethylformamide	−1.01	1
C ₃ H ₇ NO	<i>N</i> -Methylacetamide	−1.05	1
C ₃ H ₇ NO ₂	1-Nitropropane	0.87	1

Mol. form.	Name	log <i>P</i>	Ref.	Mol. form.	Name	log <i>P</i>	Ref.
C ₃ H ₈ O	1-Propanol	0.25	1	C ₅ H ₁₀ O	2-Methyltetrahydrofuran	1.85	2
C ₃ H ₈ O	2-Propanol	0.05	1	C ₅ H ₁₀ O ₂	Pentanoic acid	1.39	1
C ₃ H ₈ S	1-Propanethiol	1.81	1	C ₅ H ₁₀ O ₂	Propyl acetate	1.24	1
C ₃ H ₉ N	Propylamine	0.48	1	C ₅ H ₁₀ O ₂	Ethyl propanoate	1.21	1
C ₃ H ₉ N	Isopropylamine	0.26	1	C ₅ H ₁₀ O ₃	Diethyl carbonate	1.21	1
C ₃ H ₉ N	Ethylmethylaniline	0.15	1	C ₅ H ₁₁ Br	1-Bromopentane	3.37	1
C ₃ H ₉ N	Trimethylamine	0.16	1	C ₅ H ₁₁ F	1-Fluoropentane	2.33	1
C ₄ H ₄ O	Furan	1.34	1	C ₅ H ₁₁ N	Piperidine	0.84	1
C ₄ H ₄ S	Thiophene	1.81	1	C ₅ H ₁₁ NO ₂	1-Nitropentane	2.01	1
C ₄ H ₅ N	Pyrrole	0.75	1	C ₅ H ₁₂	Pentane	3.45	1
C ₄ H ₆	1,3-Butadiene	1.99	1	C ₅ H ₁₂	Neopentane	3.11	1
C ₄ H ₆	2-Butyne	1.46	1	C ₅ H ₁₂ O	1-Pentanol	1.51	1
C ₄ H ₆ O	2,5-Dihydrofuran	0.46	1	C ₅ H ₁₂ O	2-Pentanol	1.25	1
C ₄ H ₆ O ₂	Methacrylic acid	0.93	1	C ₅ H ₁₂ O	3-Pentanol	1.21	1
C ₄ H ₆ O ₂	Vinyl acetate	0.73	1	C ₅ H ₁₂ O	3-Methyl-1-butanol	1.28	1
C ₄ H ₆ O ₂	Methyl acrylate	0.80	1	C ₅ H ₁₂ O	2-Methyl-2-butanol	0.89	1
C ₄ H ₇ N	Butanenitrile	0.60	1	C ₅ H ₁₂ O	3-Methyl-2-butanol	1.28	1
C ₄ H ₈	<i>cis</i> -2-Butene	2.33	1	C ₅ H ₁₂ O	2,2-Dimethyl-1-propanol	1.31	1
C ₄ H ₈	<i>trans</i> -2-Butene	2.31	1	C ₅ H ₁₂ O	Methyl <i>tert</i> -butyl ether	0.94	1
C ₄ H ₈	Isobutene	2.35	1	C ₅ H ₁₃ N	Pentylamine	1.49	1
C ₄ H ₈ Cl ₂ O	Bis(2-chloroethyl) ether	1.12	2	C ₆ Cl ₆	Hexachlorobenzene	5.47	5
C ₄ H ₈ O	Ethyl vinyl ether	1.04	1	C ₆ HCl ₅	Pentachlorobenzene	5.03	5
C ₄ H ₈ O	Butanal	0.88	1	C ₆ HCl ₅ O	Pentachlorophenol	5.07	4
C ₄ H ₈ O	2-Butanone	0.29	1	C ₆ H ₂ Cl ₄	1,2,3,4-Tetrachlorobenzene	4.55	5
C ₄ H ₈ O	Tetrahydrofuran	0.46	1	C ₆ H ₂ Cl ₄	1,2,3,5-Tetrachlorobenzene	4.65	5
C ₄ H ₈ O ₂	Butanoic acid	0.79	1	C ₆ H ₂ Cl ₄	1,2,4,5-Tetrachlorobenzene	4.51	5
C ₄ H ₈ O ₂	Propyl formate	0.83	1	C ₆ H ₃ Cl ₃	1,2,3-Trichlorobenzene	4.04	5
C ₄ H ₈ O ₂	Ethyl acetate	0.73	1	C ₆ H ₃ Cl ₃	1,2,4-Trichlorobenzene	3.98	5
C ₄ H ₉ Br	1-Bromobutane	2.75	1	C ₆ H ₃ Cl ₃	1,3,5-Trichlorobenzene	4.02	5
C ₄ H ₉ Cl	1-Chlorobutane	2.64	2	C ₆ H ₄ Cl ₂	<i>o</i> -Dichlorobenzene	3.38	5
C ₄ H ₉ F	1-Fluorobutane	2.58	1	C ₆ H ₄ Cl ₂	<i>m</i> -Dichlorobenzene	3.48	5
C ₄ H ₉ I	1-Iodobutane	3	2	C ₆ H ₄ Cl ₂	<i>p</i> -Dichlorobenzene	3.38	5
C ₄ H ₉ N	Pyrrolidine	0.46	1	C ₆ H ₄ Cl ₂ O	2,4-Dichlorophenol	3.23	4
C ₄ H ₉ NO	Butanamide	−0.21	1	C ₆ H ₅ Br	Bromobenzene	2.99	2
C ₄ H ₉ NO	<i>N,N</i> -Dimethylacetamide	−0.77	1	C ₆ H ₅ Cl	Chlorobenzene	2.84	1
C ₄ H ₉ NO ₂	1-Nitrobutane	1.47	1	C ₆ H ₅ F	Fluorobenzene	2.27	2
C ₄ H ₁₀	Isobutane	2.8	2	C ₆ H ₅ I	Iodobenzene	3.28	2
C ₄ H ₁₀ O	1-Butanol	0.84	1	C ₆ H ₅ NO ₂	Nitrobenzene	1.85	1
C ₄ H ₁₀ O	2-Butanol	0.65	1	C ₆ H ₆	Benzene	2.13	1
C ₄ H ₁₀ O	2-Methyl-1-propanol	0.76	1	C ₆ H ₆ O	Phenol	1.48	4
C ₄ H ₁₀ O	2-Methyl-2-propanol	0.35	1	C ₆ H ₆ S	Benzenethiol	2.52	1
C ₄ H ₁₀ O	Diethyl ether	0.89	1	C ₆ H ₇ N	Aniline	0.90	1
C ₄ H ₁₀ S	1-Butanethiol	2.28	1	C ₆ H ₇ N	2-Methylpyridine	1.11	1
C ₄ H ₁₀ S	Diethyl sulfide	1.95	1	C ₆ H ₇ N	3-Methylpyridine	1.20	1
C ₄ H ₁₁ N	Butylamine	0.86	1	C ₆ H ₇ N	4-Methylpyridine	1.22	1
C ₄ H ₁₁ N	<i>tert</i> -Butylamine	0.40	1	C ₆ H ₈	1,4-Cyclohexadiene	2.3	2
C ₄ H ₁₁ N	Diethylamine	0.58	1	C ₆ H ₈ O	5-Hexyn-2-one	0.58	1
C ₅ H ₅ N	Pyridine	0.65	1	C ₆ H ₈ O	2-Cyclohexen-1-one	0.61	1
C ₅ H ₆ O	2-Methylfuran	1.85	1	C ₆ H ₈ O	2-Ethylfuran	2.40	1
C ₅ H ₇ N	1-Methylpyrrole	1.21	1	C ₆ H ₁₀	1,5-Hexadiene	2.8	2
C ₅ H ₈	1,4-Pentadiene	2.48	1	C ₆ H ₁₀	1-Hexyne	2.73	2
C ₅ H ₈	1-Pentyne	1.98	1	C ₆ H ₁₀	Cyclohexene	2.86	1
C ₅ H ₈ O ₂	Methyl methacrylate	1.38	1	C ₆ H ₁₀ O	5-Hexen-2-one	1.02	1
C ₅ H ₈ O ₂	Ethyl acrylate	1.32	1	C ₆ H ₁₀ O	Cyclohexanone	0.81	1
C ₅ H ₉ N	Pentanenitrile	0.94	1	C ₆ H ₁₀ O ₂	Ethyl methacrylate	1.94	1
C ₅ H ₁₀	1-Pentene	2.2	2	C ₆ H ₁₁ Br	Bromocyclohexane	3.20	1
C ₅ H ₁₀	Cyclopentane	3.00	1	C ₆ H ₁₁ N	Hexanenitrile	1.66	1
C ₅ H ₁₀ O	2-Pentanone	0.84	1	C ₆ H ₁₂	1-Hexene	3.40	1
C ₅ H ₁₀ O	3-Pentanone	0.82	1	C ₆ H ₁₂	4-Methyl-1-pentene	2.5	2
C ₅ H ₁₀ O	3-Methyl-2-butanone	0.56	1	C ₆ H ₁₂	Cyclohexane	3.44	1
C ₅ H ₁₀ O	Tetrahydropyran	0.82	1	C ₆ H ₁₂	Methylcyclopentane	3.37	2

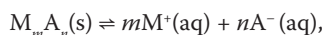
Mol. form.	Name	log <i>P</i>	Ref.	Mol. form.	Name	log <i>P</i>	Ref.
C ₆ H ₁₂ O	Cyclohexanol	1.23	1	C ₈ H ₆ O	Benzofuran	2.67	1
C ₆ H ₁₂ O	Hexanal	1.78	1	C ₈ H ₆ S	Benzo[b]thiophene	3.12	1
C ₆ H ₁₂ O	2-Hexanone	1.38	1	C ₈ H ₇ N	Benzeneacetonitrile	1.56	1
C ₆ H ₁₂ O	4-Methyl-2-pentanone	1.31	1	C ₈ H ₇ N	Indole	2.14	1
C ₆ H ₁₂ O ₂	Hexanoic acid	1.92	1	C ₈ H ₈	Styrene	3.05	1
C ₆ H ₁₂ O ₂	Butyl acetate	1.82	1	C ₈ H ₈ O	Acetophenone	1.63	1
C ₆ H ₁₃ Br	1-Bromohexane	3.80	1	C ₈ H ₈ O	2-Methylbenzaldehyde	2.26	1
C ₆ H ₁₃ N	Cyclohexylamine	1.49	1	C ₈ H ₈ O	Benzeneacetaldehyde	1.78	1
C ₆ H ₁₄	Hexane	4.00	1	C ₈ H ₈ O	2,3-Dihydrobenzofuran	2.14	1
C ₆ H ₁₄	3-Methylpentane	3.60	2	C ₈ H ₈ O	Phenyloxirane	1.61	1
C ₆ H ₁₄	2,2-Dimethylbutane	3.82	1	C ₈ H ₈ O ₂	<i>o</i> -Toluic acid	2.32	4
C ₆ H ₁₄	2,3-Dimethylbutane	3.85	2	C ₈ H ₈ O ₂	<i>m</i> -Toluic acid	2.37	1
C ₆ H ₁₄ O	1-Hexanol	2.03	1	C ₈ H ₈ O ₂	<i>p</i> -Toluic acid	2.34	1
C ₆ H ₁₄ O	2-Hexanol	1.76	1	C ₈ H ₈ O ₂	Benzeneacetic acid	1.41	1
C ₆ H ₁₄ O	3-Hexanol	1.65	1	C ₈ H ₈ O ₂	Phenyl acetate	1.49	1
C ₆ H ₁₄ O	3,3-Dimethyl-2-butanol	1.48	1	C ₈ H ₈ O ₂	Methyl benzoate	2.20	1
C ₆ H ₁₄ O	Dipropyl ether	2.03	1	C ₈ H ₁₀	Ethylbenzene	3.15	1
C ₆ H ₁₄ O	Diisopropyl ether	1.52	1	C ₈ H ₁₀	<i>o</i> -Xylene	3.12	1
C ₆ H ₁₅ N	Hexylamine	2.06	1	C ₈ H ₁₀	<i>m</i> -Xylene	3.20	1
C ₆ H ₁₅ N	Dipropylamine	1.67	1	C ₈ H ₁₀	<i>p</i> -Xylene	3.15	1
C ₆ H ₁₅ N	Triethylamine	1.45	1	C ₈ H ₁₀ O	<i>o</i> -Ethylphenol	2.47	1
C ₇ H ₅ BrO ₂	2-Bromobenzoic acid	2.20	4	C ₈ H ₁₀ O	<i>m</i> -Ethylphenol	2.50	1
C ₇ H ₅ BrO ₂	3-Bromobenzoic acid	2.87	4	C ₈ H ₁₀ O	<i>p</i> -Ethylphenol	2.50	1
C ₇ H ₅ BrO ₂	4-Bromobenzoic acid	2.86	4	C ₈ H ₁₀ O	2,4-Xylenol	2.35	1
C ₇ H ₅ N	Benzonitrile	1.56	1	C ₈ H ₁₀ O	2,5-Xylenol	2.34	1
C ₇ H ₆ O	Benzaldehyde	1.48	1	C ₈ H ₁₀ O	2,6-Xylenol	2.36	1
C ₇ H ₆ O ₂	Benzoic acid	1.88	4	C ₈ H ₁₀ O	3,4-Xylenol	3.23	1
C ₇ H ₆ O ₂	Phenyl formate	1.26	1	C ₈ H ₁₀ O	3,5-Xylenol	2.35	1
C ₇ H ₆ O ₃	Salicylic acid	2.20	4	C ₈ H ₁₀ O	Benzeneethanol	1.36	1
C ₇ H ₇ Br	(Bromomethyl)benzene	2.92	1	C ₈ H ₁₀ O	α -Methylbenzyl alcohol	1.42	1
C ₇ H ₇ Cl	<i>o</i> -Chlorotoluene	3.42	1	C ₈ H ₁₀ O	3-Methylbenzenemethanol	1.60	1
C ₇ H ₇ Cl	<i>m</i> -Chlorotoluene	3.28	1	C ₈ H ₁₀ O	4-Methylbenzenemethanol	1.58	1
C ₇ H ₇ Cl	<i>p</i> -Chlorotoluene	3.33	1	C ₈ H ₁₀ O	Phenetole	2.51	1
C ₇ H ₇ Cl	(Chloromethyl)benzene	2.30	1	C ₈ H ₁₀ O	Benzyl methyl ether	1.35	1
C ₇ H ₇ NO ₂	<i>p</i> -Nitrotoluene	2.42	1	C ₈ H ₁₀ O	2-Methylanisole	2.74	1
C ₇ H ₈	Toluene	2.73	1	C ₈ H ₁₀ O	3-Methylanisole	2.66	1
C ₇ H ₈	1,3,5-Cycloheptatriene	2.63	2	C ₈ H ₁₀ O	4-Methylanisole	2.81	1
C ₇ H ₈ O	<i>o</i> -Cresol	1.98	1	C ₈ H ₁₁ N	<i>p</i> -Ethylaniline	1.96	1
C ₇ H ₈ O	<i>m</i> -Cresol	1.98	1	C ₈ H ₁₁ N	<i>N,N</i> -Dimethylaniline	2.31	1
C ₇ H ₈ O	<i>p</i> -Cresol	1.97	1	C ₈ H ₁₁ N	Benzeneethanamine	1.41	1
C ₇ H ₈ O	Benzyl alcohol	1.05	1	C ₈ H ₁₄ O ₂	Butyl methacrylate	2.88	1
C ₇ H ₈ O	Anisole	2.11	1	C ₈ H ₁₅ N	Octanenitrile	2.75	1
C ₇ H ₉ N	Benzylamine	1.09	1	C ₈ H ₁₆	1-Octene	4.57	1
C ₇ H ₉ N	<i>o</i> -Methylaniline	1.32	1	C ₈ H ₁₆	Cyclooctane	4.45	2
C ₇ H ₉ N	<i>m</i> -Methylaniline	1.40	1	C ₈ H ₁₆ O	2-Octanone	2.37	1
C ₇ H ₉ N	<i>p</i> -Methylaniline	1.39	1	C ₈ H ₁₆ O ₂	Octanoic acid	3.05	1
C ₇ H ₉ N	<i>N</i> -Methylaniline	1.66	1	C ₈ H ₁₇ Br	1-Bromooctane	4.89	1
C ₇ H ₁₄	1-Heptene	3.99	1	C ₈ H ₁₈	Octane	5.15	1
C ₇ H ₁₄	Methylcyclohexane	3.88	1	C ₈ H ₁₈ O	1-Octanol	3.07	1
C ₇ H ₁₄ O	2-Heptanone	1.98	1	C ₈ H ₁₈ O	2-Octanol	2.90	1
C ₇ H ₁₄ O	5-Methyl-2-hexanone	1.88	1	C ₈ H ₁₈ O	4-Octanol	2.68	1
C ₇ H ₁₅ Br	1-Bromoheptane	4.36	1	C ₈ H ₁₈ O	Dibutyl ether	3.21	1
C ₇ H ₁₅ Cl	1-Chloroheptane	4.15	1	C ₉ H ₇ N	Quinoline	2.03	1
C ₇ H ₁₅ I	1-Iodoheptane	4.70	1	C ₉ H ₇ N	Isoquinoline	2.08	1
C ₇ H ₁₆	Heptane	4.50	1	C ₉ H ₈	Indene	2.92	1
C ₇ H ₁₆ O	1-Heptanol	2.62	1	C ₉ H ₈ O ₂	<i>trans</i> -Cinnamic acid	2.13	1
C ₇ H ₁₆ O	2-Heptanol	2.31	1	C ₉ H ₉ N	Benzenepropanenitrile	1.72	1
C ₇ H ₁₆ O	3-Heptanol	2.24	1	C ₉ H ₁₀	Indan	3.33	1
C ₇ H ₁₆ O	4-Heptanol	2.22	1	C ₉ H ₁₀ O	1-Phenyl-1-propanone	2.19	1
C ₇ H ₁₇ N	Heptylamine	2.57	1	C ₉ H ₁₀ O	1-Phenyl-2-propanone	1.44	1
C ₈ H ₆	Phenylacetylene	2.40	1	C ₉ H ₁₀ O	4-Methylacetophenone	2.19	1

Mol. form.	Name	log <i>P</i>	Ref.	Mol. form.	Name	log <i>P</i>	Ref.
C ₉ H ₁₀ O ₂	2-Phenylpropanoic acid	1.80	1	C ₁₂ H ₆ Cl ₄	2,2',4',5-Tetrachlorobiphenyl	5.73	7
C ₉ H ₁₀ O ₂	Benzyl acetate	1.96	1	C ₁₂ H ₇ Cl ₃	2,4,5-Trichlorobiphenyl	5.60	3
C ₉ H ₁₀ O ₂	4-Methylphenyl acetate	2.11	1	C ₁₂ H ₇ Cl ₃	2,4,6-Trichlorobiphenyl	5.47	3
C ₉ H ₁₀ O ₂	Ethyl benzoate	2.64	1	C ₁₂ H ₈ Cl ₂	2,5-Dichlorobiphenyl	5.10	3
C ₉ H ₁₂	Propylbenzene	3.69	1	C ₁₂ H ₈ Cl ₂	2,6-Dichlorobiphenyl	5.00	3
C ₉ H ₁₂	Isopropylbenzene	3.66	1	C ₁₂ H ₈ O	Dibenzofuran	4.12	1
C ₉ H ₁₂	<i>o</i> -Ethyltoluene	3.53	1	C ₁₂ H ₉ Cl	2-Chlorobiphenyl	4.52	1
C ₉ H ₁₂	<i>p</i> -Ethyltoluene	3.63	2	C ₁₂ H ₉ Cl	3-Chlorobiphenyl	4.58	1
C ₉ H ₁₂	1,2,3-Trimethylbenzene	3.60	1	C ₁₂ H ₉ Cl	4-Chlorobiphenyl	4.61	1
C ₉ H ₁₂	1,2,4-Trimethylbenzene	3.63	1	C ₁₂ H ₉ N	Carbazole	3.72	1
C ₉ H ₁₂	1,3,5-Trimethylbenzene	3.42	1	C ₁₂ H ₁₀	Acenaphthene	3.96	4
C ₉ H ₁₂ O	2-Propylphenol	2.93	1	C ₁₂ H ₁₀	Biphenyl	3.76	6
C ₉ H ₁₂ O	4-Propylphenol	3.20	1	C ₁₂ H ₁₀ N ₂	Azobenzene	3.82	1
C ₉ H ₁₂ O	2,3,6-Trimethylphenol	2.67	1	C ₁₂ H ₁₀ O	Diphenyl ether	4.21	1
C ₉ H ₁₂ O	2,4,6-Trimethylphenol	2.46	1	C ₁₂ H ₁₀ S	Diphenyl sulfide	4.45	1
C ₉ H ₁₂ O	Benzenepropanol	1.88	1	C ₁₂ H ₁₁ N	Diphenylamine	3.44	4
C ₉ H ₁₃ N	<i>N,N</i> -Dimethylbenzylamine	1.98	1	C ₁₂ H ₁₂	1-Ethyl-naphthalene	4.40	1
C ₉ H ₁₃ N	Amphetamine	1.76	1	C ₁₂ H ₁₂	1,2-Dimethylnaphthalene	4.31	1
C ₉ H ₁₈	1-Nonene	5.15	1	C ₁₂ H ₁₂	1,4-Dimethylnaphthalene	4.37	1
C ₉ H ₁₈ O	2-Nonanone	3.16	1	C ₁₂ H ₁₄ O	4-Phenylcyclohexanone	2.45	1
C ₉ H ₁₈ O	5-Methyl-2-octanone	2.92	1	C ₁₂ H ₁₈	Hexylbenzene	5.52	1
C ₉ H ₂₀	Nonane	5.65	1	C ₁₂ H ₁₈	Hexamethylbenzene	4.69	4
C ₉ H ₂₀ O	1-Nonanol	4.02	1	C ₁₂ H ₂₂ O	Cyclododecanone	4.10	1
C ₉ H ₂₁ N	Tripropylamine	2.79	1	C ₁₂ H ₂₄ O ₂	Dodecanoic acid	4.6	1
C ₁₀ H ₇ Cl	1-Chloronaphthalene	3.90	1	C ₁₂ H ₂₆ O	1-Dodecanol	5.13	1
C ₁₀ H ₇ Cl	2-Chloronaphthalene	3.98	1	C ₁₃ H ₈ O	9H-Fluoren-9-one	3.58	1
C ₁₀ H ₈	Naphthalene	3.34	4	C ₁₃ H ₉ N	Acridine	3.40	1
C ₁₀ H ₈	Azulene	3.22	1	C ₁₃ H ₁₀	9H-Fluorene	4.20	4
C ₁₀ H ₈ O	1-Naphthol	2.84	1	C ₁₃ H ₁₀ O	Benzophenone	3.18	1
C ₁₀ H ₈ O	2-Naphthol	2.70	1	C ₁₃ H ₁₀ O ₂	Phenyl benzoate	3.59	1
C ₁₀ H ₁₂ O ₂	Isopropyl benzoate	3.18	1	C ₁₃ H ₁₁ NO	<i>N</i> -Phenylbenzamide	2.62	1
C ₁₀ H ₁₄	Butylbenzene	4.26	1	C ₁₃ H ₁₂	Diphenylmethane	4.14	1
C ₁₀ H ₁₄	<i>tert</i> -Butylbenzene	4.11	1	C ₁₃ H ₁₂	4-Methylbiphenyl	4.63	1
C ₁₀ H ₁₄	Isobutylbenzene	4.01	2	C ₁₃ H ₁₂ O	Diphenylmethanol	2.67	1
C ₁₀ H ₁₄	<i>p</i> -Cymene	4.10	1	C ₁₃ H ₁₂ O	Benzyl phenyl ether	3.79	1
C ₁₀ H ₁₄	1,2,4,5-Tetramethylbenzene	4.10	2	C ₁₄ H ₁₀	Anthracene	4.56	4
C ₁₀ H ₁₄	1,2,3,4-Tetramethylbenzene	4.00	1	C ₁₄ H ₁₀	Phenanthrene	4.52	4
C ₁₀ H ₁₄	1,2,3,5-Tetramethylbenzene	4.10	1	C ₁₄ H ₁₂	<i>trans</i> -Stilbene	4.81	1
C ₁₀ H ₁₄ O	4-Butylphenol	3.65	1	C ₁₄ H ₁₂	1-Methylfluorene	4.97	1
C ₁₀ H ₂₀ O	2-Decanone	3.77	1	C ₁₄ H ₁₂ O	2-Phenylacetophenone	3.18	1
C ₁₀ H ₂₀ O ₂	Decanoic acid	4.09	1	C ₁₄ H ₁₂ O ₂	Benzyl benzoate	3.97	1
C ₁₀ H ₂₂	Decane	6.25	1	C ₁₄ H ₁₄	1,2-Diphenylethane	4.70	1
C ₁₀ H ₂₂ O	1-Decanol	4.57	1	C ₁₄ H ₁₄	4,4'-Dimethylbiphenyl	5.09	1
C ₁₁ H ₉ N	4-Phenylpyridine	2.59	1	C ₁₄ H ₂₂	Octylbenzene	6.30	1
C ₁₁ H ₁₀	1-Methylnaphthalene	3.87	1	C ₁₄ H ₂₈ O ₂	Tetradecanoic acid	6.1	1
C ₁₁ H ₁₀	2-Methylnaphthalene	4.00	1	C ₁₅ H ₁₂	2-Methylantracene	5.15	2
C ₁₁ H ₁₆	Pentylbenzene	4.90	1	C ₁₅ H ₁₂	9-Methylantracene	5.07	1
C ₁₁ H ₁₆	Pentamethylbenzene	4.56	1	C ₁₅ H ₁₂	1-Methylphenanthrene	5.14	2
C ₁₁ H ₂₂ O	2-Undecanone	4.09	1	C ₁₆ H ₁₀	Fluoranthene	5.07	4
C ₁₁ H ₂₂ O ₂	Methyl decanoate	4.41	1	C ₁₆ H ₁₀	Pyrene	5.08	4
C ₁₂ Cl ₁₀	Decachlorobiphenyl	8.26	3	C ₁₆ H ₁₄	9,10-Dimethylantracene	5.69	1
C ₁₂ HCl ₉	2,2',3,3',4,5,5',6,6'-Nonachlorobiphenyl	8.16	3	C ₁₆ H ₃₂ O ₂	Hexadecanoic acid	7.17	1
C ₁₂ H ₂ Cl ₈	2,2',3,3',5,5',6,6'-Octachlorobiphenyl	7.10	3	C ₁₇ H ₁₂	11H-Benzo[a]fluorene	5.40	1
C ₁₂ H ₃ Cl ₇	2,2',3,3',4,4',6-Heptachlorobiphenyl	6.70	3	C ₁₇ H ₁₂	11H-Benzo[b]fluorene	5.75	1
C ₁₂ H ₄ Cl ₆	2,2',3,3',4,4'-Hexachlorobiphenyl	7.00	3	C ₁₈ H ₁₂	Benz[a]anthracene	5.91	1
C ₁₂ H ₄ Cl ₆	2,2',4,4',6,6'-Hexachlorobiphenyl	7.00	3	C ₁₈ H ₁₂	Chrysene	5.73	4
C ₁₂ H ₄ Cl ₆	2,2',3,3',6,6'-Hexachlorobiphenyl	6.70	3	C ₁₈ H ₁₂	Naphthacene	5.76	1
C ₁₂ H ₅ Cl ₅	2,3,4,5,6-Pentachlorobiphenyl	6.30	3	C ₁₈ H ₁₂	Triphenylene	5.49	4
C ₁₂ H ₅ Cl ₅	2,2',4,5,5'-Pentachlorobiphenyl	6.40	3	C ₁₈ H ₁₅ N	Triphenylamine	5.74	1
C ₁₂ H ₆ Cl ₄	2,3,4,5-Tetrachlorobiphenyl	5.72	3	C ₁₈ H ₃₀ O ₂	Linolenic acid	6.46	1
				C ₁₈ H ₃₂ O ₂	Linoleic acid	7.05	1

Mol. form.	Name	log <i>P</i>	Ref.	Mol. form.	Name	log <i>P</i>	Ref.
C ₁₈ H ₃₄ O ₂	Oleic acid	7.64	1	C ₂₀ H ₄₀ O ₂	Arachidic acid	9.29	1
C ₁₈ H ₃₆ O ₂	Stearic acid	8.23	1	C ₂₁ H ₁₆	1,2-Dihydro-3-methylbenz[j] aceanthrylene	6.75	1
C ₁₉ H ₁₆ O	Triphenylmethanol	3.68	1	C ₂₂ H ₁₂	Benzo[ghi]perylene	6.90	1
C ₂₀ H ₁₂	Perylene	6.25	1	C ₂₄ H ₁₂	Coronene	6.05	4
C ₂₀ H ₁₂	Benzo[a]pyrene	6.20	4				
C ₂₀ H ₃₂ O ₂	Arachidonic acid	6.98	1				

SOLUBILITY PRODUCT CONSTANTS

The solubility product constant K_{sp} is a useful parameter for calculating the aqueous solubility of sparingly soluble compounds under various conditions. It may be determined by direct measurement or calculated from the standard Gibbs energies of formation $\Delta_f G^\circ$ of the species involved at their standard states. Thus if $K_{sp} = [M^+]^m [A^-]^n$ is the equilibrium constant for the reaction



where $M_m A_n$ is the slightly soluble substance and M^+ and A^- are the ions produced in solution by the dissociation of $M_m A_n$, then the Gibbs energy change is

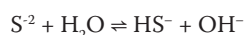
$$\Delta G^\circ = m \Delta_f G^\circ (M^+, aq) + n \Delta_f G^\circ (A^-, aq) - \Delta_f G^\circ (M_m A_n, s)$$

The solubility product constant is calculated from the equation

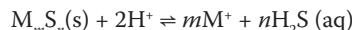
$$\ln K_{sp} = -\Delta G^\circ / RT$$

The first table below gives selected values of K_{sp} at 25 °C. Many of these have been calculated from standard state thermodynamic data in References 1 and 2; other values are taken from publications of the IUPAC Solubility Data Project (References 3 to 7).

The above formulation is not convenient for treating sulfides because the S^{2-} ion is usually not present in significant concentrations (see Reference 8). This is due to the hydrolysis reaction



which is strongly shifted to the right except in very basic solutions. Furthermore, the equilibrium constant for this reaction, which depends on the second ionization constant of H_2S , is poorly known. Therefore it is more useful in the case of sulfides to define a different solubility product K_{spa} based on the reaction



Values of K_{spa} , taken from Reference 8, are given for several sulfides in the auxiliary table following the main table. Additional discussion of sulfide equilibria may be found in References 7 and 9.

References

- Wagman, D. D., Evans, W. H., Parker, V. B., Schumm, R. H., Halow, I., Bailey, S. M., Churney, K. L., and Nuttall, R. L., *The NBS Tables of Chemical Thermodynamic Properties*, J. Phys. Chem. Ref. Data, Vol. 11, Suppl. 2, 1982.
- Garvin, D., Parker, V. B., and White, H. J., *CODATA Thermodynamic Tables*, Hemisphere, New York, 1987.
- Solubility Data Series* (53 Volumes), International Union of Pure and Applied Chemistry, Pergamon Press, Oxford, 1979–1992.
- Clever, H. L., and Johnston, F. J., *J. Phys. Chem. Ref. Data*, 9, 751, 1980.
- Marcus, Y., *J. Phys. Chem. Ref. Data*, 9, 1307, 1980.
- Clever, H. L., Johnson, S. A., and Derrick, M. E., *J. Phys. Chem. Ref. Data*, 14, 631, 1985.
- Clever, H. L., Johnson, S. A., and Derrick, M. E., *J. Phys. Chem. Ref. Data*, 21, 941, 1992.
- Myers, R. J., *J. Chem. Educ.*, 63, 687, 1986.
- Licht, S., *J. Electrochem. Soc.*, 135, 2971, 1988.

Compound	Formula	K_{sp}
Aluminum phosphate	$AlPO_4$	$9.84 \cdot 10^{-21}$
Barium bromate	$Ba(BrO_3)_2$	$2.43 \cdot 10^{-4}$
Barium carbonate	$BaCO_3$	$2.58 \cdot 10^{-9}$
Barium chromate	$BaCrO_4$	$1.17 \cdot 10^{-10}$
Barium fluoride	BaF_2	$1.84 \cdot 10^{-7}$
Barium hydroxide octahydrate	$Ba(OH)_2 \cdot 8H_2O$	$2.55 \cdot 10^{-4}$
Barium iodate	$Ba(IO_3)_2$	$4.01 \cdot 10^{-9}$
Barium iodate monohydrate	$Ba(IO_3)_2 \cdot H_2O$	$1.67 \cdot 10^{-9}$
Barium molybdate	$BaMoO_4$	$3.54 \cdot 10^{-8}$
Barium selenate	$BaSeO_4$	$3.40 \cdot 10^{-8}$
Barium sulfate	$BaSO_4$	$1.08 \cdot 10^{-10}$
Barium sulfite	$BaSO_3$	$5.0 \cdot 10^{-10}$
Beryllium hydroxide	$Be(OH)_2$	$6.92 \cdot 10^{-22}$
Bismuth arsenate	$BiAsO_4$	$4.43 \cdot 10^{-10}$
Bismuth iodide	BiI_3	$7.71 \cdot 10^{-19}$
Cadmium arsenate	$Cd_3(AsO_4)_2$	$2.2 \cdot 10^{-33}$
Cadmium carbonate	$CdCO_3$	$1.0 \cdot 10^{-12}$
Cadmium fluoride	CdF_2	$6.44 \cdot 10^{-3}$
Cadmium hydroxide	$Cd(OH)_2$	$7.2 \cdot 10^{-15}$
Cadmium iodate	$Cd(IO_3)_2$	$2.5 \cdot 10^{-8}$
Cadmium oxalate trihydrate	$CdC_2O_4 \cdot 3H_2O$	$1.42 \cdot 10^{-8}$
Cadmium phosphate	$Cd_3(PO_4)_2$	$2.53 \cdot 10^{-33}$
Calcium carbonate (calcite)	$CaCO_3$	$3.36 \cdot 10^{-9}$
Calcium fluoride	CaF_2	$3.45 \cdot 10^{-11}$
Calcium hydroxide	$Ca(OH)_2$	$5.02 \cdot 10^{-6}$
Calcium iodate	$Ca(IO_3)_2$	$6.47 \cdot 10^{-6}$

Compound	Formula	K_{sp}
Calcium iodate hexahydrate	$Ca(IO_3)_2 \cdot 6H_2O$	$7.10 \cdot 10^{-7}$
Calcium molybdate	$CaMoO_4$	$1.46 \cdot 10^{-8}$
Calcium oxalate monohydrate	$CaC_2O_4 \cdot H_2O$	$2.32 \cdot 10^{-9}$
Calcium phosphate	$Ca_3(PO_4)_2$	$2.07 \cdot 10^{-33}$
Calcium sulfate	$CaSO_4$	$4.93 \cdot 10^{-5}$
Calcium sulfate dihydrate	$CaSO_4 \cdot 2H_2O$	$3.14 \cdot 10^{-5}$
Calcium sulfite hemihydrate	$CaSO_3 \cdot 0.5H_2O$	$3.1 \cdot 10^{-7}$
Cesium perchlorate	$CsClO_4$	$3.95 \cdot 10^{-3}$
Cesium periodate	$CsIO_4$	$5.16 \cdot 10^{-6}$
Cobalt(II) arsenate	$Co_3(AsO_4)_2$	$6.80 \cdot 10^{-29}$
Cobalt(II) hydroxide (blue)	$Co(OH)_2$	$5.92 \cdot 10^{-15}$
Cobalt(III) iodate dihydrate	$Co(IO_3)_2 \cdot 2H_2O$	$1.21 \cdot 10^{-2}$
Cobalt(II) phosphate	$Co_3(PO_4)_2$	$2.05 \cdot 10^{-35}$
Copper(I) bromide	$CuBr$	$6.27 \cdot 10^{-9}$
Copper(I) chloride	$CuCl$	$1.72 \cdot 10^{-7}$
Copper(I) cyanide	$CuCN$	$3.47 \cdot 10^{-20}$
Copper(I) iodide	CuI	$1.27 \cdot 10^{-12}$
Copper(I) thiocyanate	$CuSCN$	$1.77 \cdot 10^{-13}$
Copper(II) arsenate	$Cu_3(AsO_4)_2$	$7.95 \cdot 10^{-36}$
Copper(II) iodate monohydrate	$Cu(IO_3)_2 \cdot H_2O$	$6.94 \cdot 10^{-8}$
Copper(II) oxalate	CuC_2O_4	$4.43 \cdot 10^{-10}$
Copper(II) phosphate	$Cu_3(PO_4)_2$	$1.40 \cdot 10^{-37}$
Europium(III) hydroxide	$Eu(OH)_3$	$9.38 \cdot 10^{-27}$
Gallium(III) hydroxide	$Ga(OH)_3$	$7.28 \cdot 10^{-36}$
Iron(II) carbonate	$FeCO_3$	$3.13 \cdot 10^{-11}$
Iron(II) fluoride	FeF_2	$2.36 \cdot 10^{-6}$

Compound	Formula	K_{sp}
Iron(II) hydroxide	$\text{Fe}(\text{OH})_2$	$4.87 \cdot 10^{-17}$
Iron(III) hydroxide	$\text{Fe}(\text{OH})_3$	$2.79 \cdot 10^{-39}$
Iron(III) phosphate dihydrate	$\text{FePO}_4 \cdot 2\text{H}_2\text{O}$	$9.91 \cdot 10^{-16}$
Lanthanum iodate	$\text{La}(\text{IO}_3)_3$	$7.50 \cdot 10^{-12}$
Lead(II) bromide	PbBr_2	$6.60 \cdot 10^{-6}$
Lead(II) carbonate	PbCO_3	$7.40 \cdot 10^{-14}$
Lead(II) chloride	PbCl_2	$1.70 \cdot 10^{-5}$
Lead(II) fluoride	PbF_2	$3.3 \cdot 10^{-8}$
Lead(II) hydroxide	$\text{Pb}(\text{OH})_2$	$1.43 \cdot 10^{-20}$
Lead(II) iodate	$\text{Pb}(\text{IO}_3)_2$	$3.69 \cdot 10^{-13}$
Lead(II) iodide	PbI_2	$9.8 \cdot 10^{-9}$
Lead(II) selenate	PbSeO_4	$1.37 \cdot 10^{-7}$
Lead(II) sulfate	PbSO_4	$2.53 \cdot 10^{-8}$
Lithium carbonate	Li_2CO_3	$8.15 \cdot 10^{-4}$
Lithium fluoride	LiF	$1.84 \cdot 10^{-3}$
Lithium phosphate	Li_3PO_4	$2.37 \cdot 10^{-11}$
Magnesium carbonate	MgCO_3	$6.82 \cdot 10^{-6}$
Magnesium carbonate trihydrate	$\text{MgCO}_3 \cdot 3\text{H}_2\text{O}$	$2.38 \cdot 10^{-6}$
Magnesium carbonate pentahydrate	$\text{MgCO}_3 \cdot 5\text{H}_2\text{O}$	$3.79 \cdot 10^{-6}$
Magnesium fluoride	MgF_2	$5.16 \cdot 10^{-11}$
Magnesium hydroxide	$\text{Mg}(\text{OH})_2$	$5.61 \cdot 10^{-12}$
Magnesium oxalate dihydrate	$\text{MgC}_2\text{O}_4 \cdot 2\text{H}_2\text{O}$	$4.83 \cdot 10^{-6}$
Magnesium phosphate	$\text{Mg}_3(\text{PO}_4)_2$	$1.04 \cdot 10^{-24}$
Manganese(II) carbonate	MnCO_3	$2.24 \cdot 10^{-11}$
Manganese(II) iodate	$\text{Mn}(\text{IO}_3)_2$	$4.37 \cdot 10^{-7}$
Manganese(II) oxalate dihydrate	$\text{MnC}_2\text{O}_4 \cdot 2\text{H}_2\text{O}$	$1.70 \cdot 10^{-7}$
Mercury(I) bromide	Hg_2Br_2	$6.40 \cdot 10^{-23}$
Mercury(I) carbonate	Hg_2CO_3	$3.6 \cdot 10^{-17}$
Mercury(I) chloride	Hg_2Cl_2	$1.43 \cdot 10^{-18}$
Mercury(I) fluoride	Hg_2F_2	$3.10 \cdot 10^{-6}$
Mercury(I) iodide	Hg_2I_2	$5.2 \cdot 10^{-29}$
Mercury(I) oxalate	$\text{Hg}_2\text{C}_2\text{O}_4$	$1.75 \cdot 10^{-13}$
Mercury(I) sulfate	Hg_2SO_4	$6.5 \cdot 10^{-7}$
Mercury(I) thiocyanate	$\text{Hg}_2(\text{SCN})_2$	$3.2 \cdot 10^{-20}$
Mercury(II) bromide	HgBr_2	$6.2 \cdot 10^{-20}$
Mercury(II) iodide	HgI_2	$2.9 \cdot 10^{-29}$
Neodymium carbonate	$\text{Nd}_2(\text{CO}_3)_3$	$1.08 \cdot 10^{-33}$
Nickel(II) carbonate	NiCO_3	$1.42 \cdot 10^{-7}$
Nickel(II) hydroxide	$\text{Ni}(\text{OH})_2$	$5.48 \cdot 10^{-16}$
Nickel(II) iodate	$\text{Ni}(\text{IO}_3)_2$	$4.71 \cdot 10^{-5}$
Nickel(II) phosphate	$\text{Ni}_3(\text{PO}_4)_2$	$4.74 \cdot 10^{-32}$
Palladium(II) thiocyanate	$\text{Pd}(\text{SCN})_2$	$4.39 \cdot 10^{-23}$
Potassium hexachloroplatinate	K_2PtCl_6	$7.48 \cdot 10^{-6}$
Potassium perchlorate	KClO_4	$1.05 \cdot 10^{-2}$
Potassium periodate	KIO_4	$3.71 \cdot 10^{-4}$
Praseodymium hydroxide	$\text{Pr}(\text{OH})_3$	$3.39 \cdot 10^{-24}$

Compound	Formula	K_{sp}
Radium iodate	$\text{Ra}(\text{IO}_3)_2$	$1.16 \cdot 10^{-9}$
Radium sulfate	RaSO_4	$3.66 \cdot 10^{-11}$
Rubidium perchlorate	RbClO_4	$3.00 \cdot 10^{-3}$
Scandium fluoride	ScF_3	$5.81 \cdot 10^{-24}$
Scandium hydroxide	$\text{Sc}(\text{OH})_3$	$2.22 \cdot 10^{-31}$
Silver(I) acetate	AgCH_3COO	$1.94 \cdot 10^{-3}$
Silver(I) arsenate	Ag_3AsO_4	$1.03 \cdot 10^{-22}$
Silver(I) bromate	AgBrO_3	$5.38 \cdot 10^{-5}$
Silver(I) bromide	AgBr	$5.35 \cdot 10^{-13}$
Silver(I) carbonate	Ag_2CO_3	$8.46 \cdot 10^{-12}$
Silver(I) chloride	AgCl	$1.77 \cdot 10^{-10}$
Silver(I) chromate	Ag_2CrO_4	$1.12 \cdot 10^{-12}$
Silver(I) cyanide	AgCN	$5.97 \cdot 10^{-17}$
Silver(I) iodate	AgIO_3	$3.17 \cdot 10^{-8}$
Silver(I) iodide	AgI	$8.52 \cdot 10^{-17}$
Silver(I) oxalate	$\text{Ag}_2\text{C}_2\text{O}_4$	$5.40 \cdot 10^{-12}$
Silver(I) phosphate	Ag_3PO_4	$8.89 \cdot 10^{-17}$
Silver(I) sulfate	Ag_2SO_4	$1.20 \cdot 10^{-5}$
Silver(I) sulfite	Ag_2SO_3	$1.50 \cdot 10^{-14}$
Silver(I) thiocyanate	AgSCN	$1.03 \cdot 10^{-12}$
Strontium arsenate	$\text{Sr}_3(\text{AsO}_4)_2$	$4.29 \cdot 10^{-19}$
Strontium carbonate	SrCO_3	$5.60 \cdot 10^{-10}$
Strontium fluoride	SrF_2	$4.33 \cdot 10^{-9}$
Strontium iodate	$\text{Sr}(\text{IO}_3)_2$	$1.14 \cdot 10^{-7}$
Strontium iodate monohydrate	$\text{Sr}(\text{IO}_3)_2 \cdot \text{H}_2\text{O}$	$3.77 \cdot 10^{-7}$
Strontium iodate hexahydrate	$\text{Sr}(\text{IO}_3)_2 \cdot 6\text{H}_2\text{O}$	$4.55 \cdot 10^{-7}$
Strontium sulfate	SrSO_4	$3.44 \cdot 10^{-7}$
Thallium(I) bromate	TlBrO_3	$1.10 \cdot 10^{-4}$
Thallium(I) bromide	TlBr	$3.71 \cdot 10^{-6}$
Thallium(I) chloride	TlCl	$1.86 \cdot 10^{-4}$
Thallium(I) chromate	Tl_2CrO_4	$8.67 \cdot 10^{-13}$
Thallium(I) iodate	TlIO_3	$3.12 \cdot 10^{-6}$
Thallium(I) iodide	TlI	$5.54 \cdot 10^{-8}$
Thallium(I) thiocyanate	TlSCN	$1.57 \cdot 10^{-4}$
Thallium(III) hydroxide	$\text{Tl}(\text{OH})_3$	$1.68 \cdot 10^{-44}$
Tin(II) hydroxide	$\text{Sn}(\text{OH})_2$	$5.45 \cdot 10^{-27}$
Yttrium carbonate	$\text{Y}_2(\text{CO}_3)_3$	$1.03 \cdot 10^{-31}$
Yttrium fluoride	YF_3	$8.62 \cdot 10^{-21}$
Yttrium hydroxide	$\text{Y}(\text{OH})_3$	$1.00 \cdot 10^{-22}$
Yttrium iodate	$\text{Y}(\text{IO}_3)_3$	$1.12 \cdot 10^{-10}$
Zinc arsenate	$\text{Zn}_3(\text{AsO}_4)_2$	$2.8 \cdot 10^{-28}$
Zinc carbonate	ZnCO_3	$1.46 \cdot 10^{-10}$
Zinc carbonate monohydrate	$\text{ZnCO}_3 \cdot \text{H}_2\text{O}$	$5.42 \cdot 10^{-11}$
Zinc fluoride	ZnF_2	$3.04 \cdot 10^{-2}$
Zinc hydroxide	$\text{Zn}(\text{OH})_2$	$3 \cdot 10^{-17}$
Zinc iodate dihydrate	$\text{Zn}(\text{IO}_3)_2 \cdot 2\text{H}_2\text{O}$	$4.1 \cdot 10^{-6}$
Zinc oxalate dihydrate	$\text{ZnC}_2\text{O}_4 \cdot 2\text{H}_2\text{O}$	$1.38 \cdot 10^{-9}$
Zinc selenide	ZnSe	$3.6 \cdot 10^{-26}$
Zinc selenite monohydrate	$\text{ZnSeO}_3 \cdot \text{H}_2\text{O}$	$1.59 \cdot 10^{-7}$

Sulfides

Compound	Formula	K_{spa}
Cadmium sulfide	CdS	$8 \cdot 10^{-7}$
Copper(II) sulfide	CuS	$6 \cdot 10^{-16}$
Iron(II) sulfide	FeS	$6 \cdot 10^{-2}$
Lead(II) sulfide	PbS	$3 \cdot 10^{-7}$
Manganese(II) sulfide (green)	MnS	$3 \cdot 10^7$
Mercury(II) sulfide (red)	HgS	$4 \cdot 10^{-33}$
Mercury(II) sulfide (black)	HgS	$2 \cdot 10^{-32}$
Silver(I) sulfide	Ag ₂ S	$6 \cdot 10^{-30}$
Tin(II) sulfide	SnS	$1 \cdot 10^{-5}$
Zinc sulfide (sphalerite)	ZnS	$2 \cdot 10^{-4}$
Zinc sulfide (wurtzite)	ZnS	$3 \cdot 10^{-2}$

SOLUBILITY OF COMMON SALTS AT AMBIENT TEMPERATURES

This table gives the aqueous solubility of selected salts at temperatures from 10 °C to 40 °C. Values are given in molality terms.

References

1. Apelblat, A., *J. Chem. Thermodynamics*, 24, 619, 1992.
2. Apelblat, A., *J. Chem. Thermodynamics*, 25, 63, 1993.
3. Apelblat, A., *J. Chem. Thermodynamics*, 25, 1513, 1993.
4. Apelblat, A. and Korin, E., *J. Chem. Thermodynamics*, 30, 59, 1998.

Salt	10 °C	15 °C	20 °C	25 °C	30 °C	35 °C	40 °C	Ref.
BaCl ₂	1.603	1.659	1.716	1.774	1.834	1.895	1.958	1
Ca(NO ₃) ₂	6.896	7.398	7.986	8.675	9.480	10.421		1
CuSO ₄	1.055	1.153	1.260	1.376	1.502	1.639		3
FeSO ₄	1.352	1.533	1.729	1.940	2.165	2.405		3
KBr	5.002	5.237	5.471	5.703	5.932	6.157		3
KIO ₃	0.291	0.333	0.378	0.426	0.478	0.534	0.593	4
K ₂ CO ₃	7.756	7.846	7.948	8.063	8.191	8.331	8.483	1
LiCl	19.296	19.456	19.670	19.935				2
Mg(NO ₃) ₂	4.403	4.523	4.656	4.800	4.958	5.130	5.314	1
MnCl ₂	5.421	5.644	5.884	6.143	6.422	6.721		3
NH ₄ Cl	6.199	6.566	6.943	7.331				2
NH ₄ NO ₃	18.809	21.163	23.721	26.496				2
(NH ₄) ₂ SO ₄	5.494	5.589	5.688	5.790	5.896	6.005		3
NaBr	8.258	8.546	8.856	9.191	9.550	9.937	10.351	4
NaCl	6.110	6.121	6.136	6.153	6.174	6.197	6.222	4
NaNO ₂	11.111	11.484	11.883	12.310	12.766	13.253	13.772	4
NaNO ₃	9.395	9.819	10.261	10.723	11.204	11.706	12.230	4
RbCl	6.911	7.180	7.449	7.717	7.986	8.253	8.520	4
ZnSO ₄	2.911	3.116	3.336	3.573	3.827	4.099	4.194	1

SOLUBILITY OF HYDROCARBONS IN SEAWATER

Concern about pollution of the oceans has stimulated measurements of the solubility of organic compounds in seawater. This table gives the solubility of several hydrocarbons in seawater. The data are derived from a review in the IUPAC Solubility Data Series (Reference 1).

Solubility is expressed in this table as parts per million by mass, i.e.,

$$S/\text{ppm}(\text{mass}) = 10^6 \times w_2 = 10^6 \times m_2/(m_1 + m_2)$$

where m_1 and m_2 are the masses of solvent (seawater) and solute, respectively, under saturation conditions, and w_2 is the mass fraction. Since the solubilities in this table are very low, the value of S is effectively the mass of hydrocarbon in grams per 1000 kg of seawater.

The temperature and salinity of each measurement are given in the table. Salinity is a standardized measure of the concentration of dissolved salts, as explained in the table "Properties of Seawater" in Section 14. Salinity values in the open oceans at mid-latitude typically fall between 34 and 36.

Reference 1 gives details of the method of measurement and an indication of the reliability of the measurements.

Reference

1. Shaw, David G., and Maczynski, A., IUPAC-NIST Solubility Data Series 81. Hydrocarbons with Water and Seawater — Revised and Updated. Part 12. C_5 - C_{26} Hydrocarbons with Seawater, *J. Phys. Chem. Ref. Data* 35, 785, 2006.

Name	Mol. Form.	Salinity	$t/^\circ\text{C}$	$S/\text{ppm}(\text{mass})$
Acenaphthene	$C_{12}H_{10}$	35	15	0.21
Acenaphthene	$C_{12}H_{10}$	35	25	1.8
Anthracene	$C_{14}H_{10}$	35	25	0.031
Benz[a]anthracene	$C_{18}H_{12}$	35	25	0.0056
Benzene	C_6H_6	34.4	0	1320
Benzene	C_6H_6	35	25	1360
Benzo[ghi]perylene	$C_{22}H_{12}$	6	25	0.00021
Benzo[a]pyrene	$C_{20}H_{12}$	6	25	0.00013
Benzo[e]pyrene	$C_{20}H_{12}$	30	25	0.0033
Benzo[b]triphenylene	$C_{22}H_{14}$	6	25	0.027
Biphenyl	$C_{12}H_{10}$	35	25	4.76
Butylbenzene	$C_{10}H_{14}$	34.5	25	7.1
sec-Butylbenzene	$C_{10}H_{14}$	34.5	25	12
tert-Butylbenzene	$C_{10}H_{14}$	34.5	25	21
Chrysene	$C_{18}H_{12}$	35	25	0.0011
Dibenz[a,h]anthracene	$C_{22}H_{14}$	6	25	0.021
Dibenz[a,j]anthracene	$C_{22}H_{14}$	6	25	0.010
Dodecane	$C_{12}H_{26}$	35	25	0.0029
Eicosane	$C_{20}H_{42}$	35	25	0.0008
Ethylbenzene	C_8H_{10}	34.4	0	140
Ethylbenzene	C_8H_{10}	34.4	10	129
Ethylbenzene	C_8H_{10}	34.4	25	111
Fluoranthene	$C_{16}H_{10}$	35	25	0.124
9H-Fluorene	$C_{13}H_{10}$	35	25	1.2
Heptane	C_7H_{16}	6	25	10.3
Hexacosane	$C_{26}H_{54}$	35	25	0.0001
Hexadecane	$C_{16}H_{34}$	35	25	0.0004
Hexane	C_6H_{14}	35.3	25	7.9
Isopropylbenzene	C_9H_{12}	34.5	25	43
2-Methylanthracene	$C_{15}H_{12}$	35	25	0.013
Methylcyclopentane	C_6H_{12}	34.5	25	29
1-Methylnaphthalene	$C_{11}H_{10}$	30	25	23
1-Methylphenanthrene	$C_{15}H_{12}$	35	25	0.20
Naphthalene	$C_{10}H_8$	35	25	22.8
Nonane	C_9H_{20}	6	25	0.43
Octadecane	$C_{18}H_{38}$	35	25	0.0008
Pentane	C_5H_{12}	34.5	25	28
Phenanthrene	$C_{14}H_{10}$	34	25	0.69

Name	Mol. Form.	Salinity	$t/^{\circ}\text{C}$	$S/\text{ppm (mass)}$
Pyrene	$\text{C}_{16}\text{H}_{10}$	35	25	0.086
Tetradecane	$\text{C}_{14}\text{H}_{30}$	35	25	0.0017
Toluene	C_7H_8	34.4	0	450
Toluene	C_7H_8	35	25	387
1,2,3-Trimethylbenzene	C_9H_{12}	34.5	25	49
1,2,4-Trimethylbenzene	C_9H_{12}	34.5	25	40
1,3,5-Trimethylbenzene	C_9H_{12}	34.5	25	31
Undecane	$\text{C}_{11}\text{H}_{24}$	6	25	0.01
<i>o</i> -Xylene	C_8H_{10}	34.5	25	130
<i>m</i> -Xylene	C_8H_{10}	34.5	25	106
<i>p</i> -Xylene	C_8H_{10}	34.5	25	111

SOLUBILITY OF ORGANIC COMPOUNDS IN PRESSURIZED HOT WATER

Liquid water at elevated temperatures and pressures, but still in the subcritical region, is of interest as a solvent in various laboratory and industrial processes. In effect, this means water at a temperature between about 100 °C and 373 °C, the critical temperature, and at pressures up to 400 bar or greater. Since the dielectric constant of water decreases with increasing temperature, the solubility of many compounds, especially non-polar compounds, increases dramatically at higher temperature. The fact that solubility can be fine-tuned by controlling temperature and pressure makes pressurized hot water a useful tool in various extraction and reaction processes.

This table gives a sample of the variations of solubility with temperature and pressure for several compounds, mostly hydrocarbons. The solubility is expressed in both mole fraction of solute, x_2 , and mass percent, $100w_2$, where w_2 is the mass fraction. More information is available in the references.

References

1. *Solubility Data Series, International Union of Pure and Applied Chemistry, Vol. 38*, Pergamon Press, Oxford, 1988.
2. Shaw, D. G., and Maczynski, A., *J. Phys. Chem. Ref. Data* 35, 687, 2006.
3. Stephenson, R. M., *J. Chem. Eng. Data* 37, 80, 1992.
4. Lun, R., Varhanickova, D., Shiu, W.-Y., and Mackay, D., *J. Chem. Eng. Data* 42, 951, 1997.
5. Miller, D. J., et al., *J. Chem. Eng. Data* 43, 1043, 1998.
6. Miller, D. J., and Hawthorne, S. B., *J. Chem. Eng. Data* 45, 78, 2000.
7. Ma, J. H. Y., Hung, H., Shiu, W.-Y., and Mackay, D., *J. Chem. Eng. Data* 46, 619, 2001.
8. Marche, C., Ferronato, C., and Jose, J., *J. Chem. Eng. Data* 48, 967, 2003.
9. Oleszek-Kudlak, S., Shibata, E., and Nakamura, T., *J. Chem. Eng. Data* 49, 570, 2004.
10. Marche, C., Ferronato, C., and Jose, J., *J. Chem. Eng. Data* 49, 937, 2004.
11. Andersson, T. A., Hartonen, K. M., and Riekkola, M.-L., *J. Chem. Eng. Data* 50, 1177, 2005.
12. Karasek, P., Planeta, J., and Roth, M., *J. Chem. Eng. Data* 51, 616, 2006.
13. Shiu, W.-Y., and Ma, K.-C., *J. Phys. Chem. Ref. Data* 29, 41, 2000.

Name	Mol. Form.	$t/^\circ\text{C}$	p/bar	Solubility		Ref.
				10^3x_2	Mass%	
Acenaphthene	$\text{C}_{12}\text{H}_{10}$	25	1	0.000444	0.000380	13
		250	50	1.25	1.06	11
Anthracene	$\text{C}_{14}\text{H}_{10}$	25	1	0.0000074	0.0000044	2
		50	50	0.000017	0.000017	5
		100	45	0.00032	0.00032	5
		100	39	0.000457	0.00045	12
		150	50	0.0102	0.0101	11
		200	77	0.13	0.13	12
		250	50	0.497	0.49	11
Benz[a]anthracene	$\text{C}_{18}\text{H}_{12}$	300	100	3.78	3.62	11
		25	1	0.00000073	0.00000093	2
		60	50	0.00000846	0.0000107	12
		100	50	0.000113	0.000143	12
		120	52	0.000418	0.00053	12
Benzene	C_6H_6	150	49	0.00296	0.00375	12
		25	1	0.40	0.178	13
		25	65	0.40	0.173	6
		25	400	0.33	0.143	6
		50	65	0.47	0.203	6
		100	65	0.89	0.38	6
		150	65	2.2	0.95	6
Carbazole	$\text{C}_{12}\text{H}_9\text{N}$	200	65	5.0	2.13	6
		200	400	4.1	1.75	6
		25	1	0.00013	0.00012	5
		25	54	0.00011	0.000102	5
		50	56	0.00045	0.00042	5
Chrysene	$\text{C}_{18}\text{H}_{12}$	100	54	0.0099	0.0092	5
		150	54	0.162	0.150	5
		200	52	1.9	1.74	5
		25	1	0.00000016	0.00000019	2

Name	Mol. Form.	<i>t</i> /°C	<i>p</i> /bar	Solubility		Ref.
				10 ³ <i>x</i> ₂	Mass%	
<i>o</i> -Dichlorobenzene	C ₆ H ₄ Cl ₂	25	32	0.00000063	0.0000008	5
		50	36	0.000001	0.0000013	5
		100	38	0.000013	0.000016	5
		150	43	0.00060	0.00076	5
		200	45	0.0158	0.020	5
		225	62	0.0758	0.096	5
		25	1	0.018	0.0094	9
		50	65	0.023	0.019	6
		100	65	0.055	0.045	6
		150	65	0.18	0.15	6
<i>trans</i> -1,2-Dimethylcyclohexane	C ₈ H ₁₆	200	65	0.57	0.46	6
		25	1	0.008	0.00050	10
		101	7	0.0047	0.0029	10
		131	7	0.0108	0.0067	10
		151	7	0.0223	0.0139	10
Ethylcyclohexane	C ₈ H ₁₆	170	7	0.0356	0.0222	10
		25	1	0.00098	0.00061	10
		100	7	0.00340	0.00212	10
		131	7	0.0085	0.0053	10
Heptane	C ₇ H ₁₆	151	7	0.01665	0.0104	10
		171	7	0.0334	0.0208	10
		25	1	0.0004352	0.000242	8
		50	7	0.000613	0.00034096	8
		100	7	0.001938	0.00108	8
Hexane	C ₆ H ₁₄	125	7	0.00400	0.00222	8
		150	7	0.00878	0.00488	8
		170	7	0.01701	0.00946	8
		25	1	0.002045	0.00098	8
		100	7	0.006074	0.0029	8
1-Isopropyl-4-methylbenzene	C ₁₀ H ₁₄	125	7	0.01192	0.0057	8
		150	7	0.02555	0.0122	8
		170	7	0.04935	0.0236	8
		25	1	0.0030	0.0051	4
		50	60	0.0040	0.0030	6
Methylcyclohexane	C ₇ H ₁₄	100	60	0.011	0.0082	6
		150	60	0.043	0.032	6
		200	60	0.20	0.15	6
		25	1	0.00293	0.00151	10
		100	7	0.01006	0.0055	10
Naphthalene	C ₁₀ H ₈	131	7	0.0244	0.0133	10
		151	7	0.0423	0.0231	10
		171	7	0.0708	0.0386	10
		25	1	0.00444	0.00316	13
		40	50	0.00692	0.0049	12
Octane	C ₈ H ₁₈	50	50	0.0114	0.0081	12
		65	50	0.0264	0.0188	12
		75	50	0.0435	0.0309	12
		25	1	0.0001158	0.000073	8
		100	7	0.0005943	0.000377	8
Perylene	C ₂₀ H ₁₂	125	7	0.0014163	0.000898	8
		150	7	0.0036957	0.00234	8
		170	7	0.0083483	0.00529	8
		200	65	0.029	0.018	6
		25	1	0.00000003	0.00000004	2

Name	Mol. Form.	<i>t</i> /°C	<i>p</i> /bar	Solubility		Ref.
				10 ³ <i>x</i> ₂	Mass%	
Pyrene	C ₁₆ H ₁₀	50	50	0.00000029	0.0000004	5
		100	45	0.00000210	0.00000294	5
		150	47	0.000120	0.000168	5
		200	48	0.0050	0.0070	5
		25	1	0.000012	0.0000139	2
		100	50	0.000637	0.00072	11
		100	200	0.00078	0.00087	5
		140	50	0.0054	0.0061	11
		200	50	0.0492	0.055	11
		250	50	0.205	0.23	11
<i>p</i> -Terphenyl	C ₁₈ H ₁₄	300	50	1.41	1.56	11
		25	1	0.00000141	0.00000180	2
		100	49	0.0000219	0.000028	12
		140	51	0.000372	0.000476	12
		180	55	0.00626	0.0080	12
		200	53	0.0241	0.0308	12
Tetrachloroethene	C ₂ Cl ₄	210	54	0.0393	0.0502	12
		25	1	0.0285	0.0286	3
		50	65	0.027	0.025	6
		100	65	0.059	0.054	6
		150	65	0.18	0.17	6
Toluene	C ₇ H ₈	200	65	0.59	0.54	6
		25	1	0.107	0.0519	7,13
		50	50	0.125	0.064	6
		100	50	0.27	0.138	6
		150	50	0.66	0.337	6
2,2,4-Trimethylpentane	C ₈ H ₁₈	200	50	1.9	0.96	6
		25	1	0.00035	0.00022	1
		50	65	0.00052	0.00033	6
		100	65	0.0020	0.00127	6
		150	65	0.0102	0.0065	6
Triphenylene	C ₁₈ H ₁₂	200	65	0.061	0.0387	6
		25	1	0.0000034	0.0000043	2
		100	51	0.0000899	0.000114	12
		140	50	0.00126	0.00160	12
		180	64	0.0123	0.0156	12
<i>m</i> -Xylene	C ₈ H ₁₀	195	60	0.0283	0.0359	12
		25	1	0.028	0.0161	13
		50	60	0.036	0.021	6
		100	60	0.085	0.050	6
		150	60	0.27	0.159	6
		200	60	0.88	0.516	6

SOLUBILITY CHART

Abbreviations: **W**, soluble in water; **A**, insoluble in water but soluble in acids; **w**, sparingly soluble in water but soluble in acids; **a**, insoluble in water and only sparingly soluble in acids; **I**, insoluble in water and acids; **d**, decomposes in water. * Indicates two modifications of the salt.

No.		Al	NH ₄	Sb	Ba	Bi	Cd	Ca	Cr	Co	Cu	Au (I)	Au (II)	H	Fe (II)	Fe (III)
1	Acetate	W	W		W	W	W	W	W	W	W	W	W	W		
	—(C ₂ H ₃ O ₂)	Al(—) ₃	NH ₄ (—)		Ba(—) ₂	Bi(—) ₃	Cd(—) ₂	Ca(—) ₂	Cr(—) ₃	Co(—) ₂	Cu(—) ₂			C ₂ H ₃ O ₂	Fe(—) ₂	Fe ₂ (—) ₆
2	Arsenate	a	W	A	w	A	A	w		A	A			W	A	A
	—(AsO ₄)	Al(—)	(NH ₄) ₃ (—)	Sb(—)	Ba ₃ (—) ₂	Bi(—)	Cd ₃ (—) ₂	Ca ₃ (—) ₂		Co ₃ (—) ₂	Cu ₃ (—) ₂			H ₃ AsO ₄	Fe ₃ (—) ₂	Fe(—)
3	Arsenite		W	A				w		A	A					
	—(AsO ₃)		NH ₄ AsO ₂	Sb(—)				Ca ₃ (—) ₂		Co ₃ H ₆ (—) ₄	CuH(—)					
4	Benzoate		W		W	A	W	W		W	w			W	W	A
	—(C ₇ H ₅ O ₂)		NH ₄ (—)		Ba(—) ₂	Bi(—) ₃	Cd(—) ₂	Ca(—) ₂		Co(—) ₂	Cu(—) ₂			C ₇ H ₅ O ₂	Fe(—) ₂	Fe ₂ (—) ₆
5	Bromide	W	W	d	W	d	W	W	W(I)*	W	W	w	W	W	W	W
		AlBr ₂	NH ₄ Br	SbBr ₃	BaBr ₂	BiBr ₃	CdBr ₂	CaBr ₂	CrBr ₃	CoBr ₂	CuBr ₂	AuBr	AuBr ₃	HBr	FeBr ₂	FeBr ₃
6	Carbonate		W		w		A	w	W	A					w	
			(NH ₄) ₂ CO ₃		BaCO ₃		CdCO ₃	CaCO ₃	CrCO ₃	CoCO ₃					FeCO ₃	
7	Chlorate	W	W		W	W	W	W		W	W			W	W	W
	—(ClO ₃)	Al(—) ₃	NH ₄ (—)		Ba(—) ₂	Bi(—) ₃	Cd(—) ₂	Ca(—) ₂		Co(—) ₂	Cu(—) ₂			HClO ₃	Fe(—) ₂	Fe(—) ₃
8	Chloride	W	W	W	W	d	W	W	I	W	W	w	W	W	W	W
		AlCl ₃	NH ₄ Cl	SbCl ₃	BaCl ₂	BiCl ₃	CdCl ₂	CaCl ₂	CrCl ₃	CoCl ₂	CuCl ₂	AuCl	AuCl ₃	HCl	FeCl ₂	FeCl ₃
9	Chromate		W		A		A	W		A						A
	—(CrO ₄)		(NH ₄) ₂ (—)		Ba(—)		Cd(—)	Ca(—)		Co(—)						Fe ₂ (—) ₃
10	Citrate	W	W		w	A	A	w		w				W		W
	—(C ₆ H ₅ O ₇)	Al(—)	(NH ₄) ₃ (—)		Ba ₃ (—) ₂	Bi(—)	Cd ₃ (—) ₂	Ca ₃ (—) ₂		Co ₃ (—) ₂				C ₆ H ₅ O ₇		Fe(—)
11	Cyanide		W		W	w	W	W	A	A	A	w	W	W	a	
			NH ₄ CN		Ba(CN) ₂	Bi(CN) ₃	Cd(CN) ₂	Ca(CN) ₂	Cr(CN) ₃	Co(CN) ₂	Cu(CN) ₂	AuCN	Au(CN) ₃	HCN	Fe(CN) ₂	
12	Ferricy'de		W		w		A	W		I	I			W	I	
	—(Fe(CN) ₆)		(NH ₄) ₃ (—)		Ba ₃ (—) ₂		Cd ₃ (—) ₂	Ca ₃ (—) ₂		Co ₃ (—) ₂	Cu ₃ (—) ₂			H ₃ (—)	Fe ₃ (—) ₂	
13	Ferroc'yde	w	W		W		A	W		I	I			W	I	a
	—(Fe(CN) ₆)	Al ₄ (—) ₃	(NH ₄) ₄ (—)		Ba ₂ (—)		Cd ₂ (—)	Ca ₂ (—)		Co ₂ (—)	Cu ₂ (—)			H ₄ (—)	Fe ₂ (—)	Fe ₄ (—) ₃
14	Fluoride	W	W	W	w	W	W	w	W(a)*	W	w			W	w	w
		AlF ₃	NH ₄ F	SbF ₃	BaF ₂	BiF ₃	CdF ₂	CaF ₂	CrF ₃	CoF ₂	CuF ₂			HF	FeF ₂	FeF ₃
15	Formate	W	W		W	W	W	W		W	W			W	W	W
	—(CHO ₂)	Al(—) ₃	NH ₄ (—)		Ba(—) ₂	Bi(—) ₃	Cd(—) ₂	Ca(—) ₂		Co(—) ₂	Cu(—) ₂			CH ₂ O ₂	Fe(—) ₂	Fe(—) ₃
16	Hydroxide	A	W		W	A	A	W	A	A	A	W	A		A	A
		Al(OH) ₃	NH ₄ OH		Ba(OH) ₂	Bi(OH) ₃	Cd(OH) ₂	Ca(OH) ₂	Cr(OH) ₃	Co(OH) ₂	Cu(OH) ₂	AuOH	Au(OH) ₃		Fe(OH) ₂	Fe(OH) ₃
17	Iodide	W	W	d	W	A	W	W	W	W	a	a	a	W	W	W
		AlI ₃	NH ₄ I	SbI ₃	BaI ₂	BiI ₃	CdI ₂	CaI ₂	CrI ₃	CoI ₂	CuI	AuI	AuI ₃	HI	FeI ₂	FeI ₃
18	Nitrate	W	W		W	d	W	W	W	W	W			W	W	W
		Al(NO ₃) ₃	NH ₄ NO ₃		Ba(NO ₃) ₂	Bi(NO ₃) ₃	Cd(NO ₃) ₂	Ca(NO ₃) ₂	Cr(NO ₃) ₃	Co(NO ₃) ₂	Cu(NO ₃) ₂			HNO ₃	Fe(NO ₃) ₂	Fe(NO ₃) ₃
19	Oxalate	A	W		w	A	w	A	W	A	A			W	A	W
	—(C ₂ O ₄)	Al ₂ (—) ₃	(NH ₄) ₂ (—)		Ba(—)	Bi ₂ (—) ₃	Cd(—)	Ca(—)	Cr(—)	Co(—)	Cu(—)			C ₂ H ₂ O ₄	Fe(—)	Fe ₂ (—) ₃
20	Oxide	a		w	W	A	A	w	a	A	A		A	W	A	
		Al ₂ O ₃		Sb ₂ O ₃	BaO	Bi ₂ O ₃	CdO	CaO	Cr ₂ O ₃	CoO	CuO	Au ₂ O	Au ₂ O ₃	H ₂ O ₂	FeO	Fe ₂ O ₃
21	Phosphate	A	W		A	A	A	w	w	A	A			W	A	w
		AlPO ₄	NH ₄ H ₂ PO ₄		Ba ₃ (PO ₄) ₂	BiPO ₄	Cd ₃ (PO ₄) ₂	Ca ₃ (PO ₄) ₂	Cr ₂ (PO ₄) ₂	Co ₃ (PO ₄) ₂	Cu ₃ (PO ₄) ₂		H ₃ PO ₄	Fe ₃ (PO ₄) ₂	FePO ₄	
22	Silicate,	I			W		A	w		A	A			I		
	—(SiO ₃)	Al ₂ (—) ₃			Ba(—)		Cd(—)	Ca(—)		Co ₂ SiO ₄	Cu(—)			H ₂ SiO ₃		
23	Sulfate	W	W	A	a	d	W	w	W(I)*	W	W			W	W	w
		Al ₂ (SO ₄) ₃	(NH ₄) ₂ SO ₄	Sb ₂ (SO ₄) ₃	BaSO ₄	Bi ₂ (SO ₄) ₃	CdSO ₄	CaSO ₄	Cr ₂ (SO ₄) ₃	CoSO ₄	CuSO ₄			H ₂ SO ₄	FeSO ₄	Fe(SO ₄) ₃
24	Sulfide	d	W	A	d	A	A	w	d	A	A	I	I	W	A	d
		Al ₂ S ₃	(NH ₄) ₂ S	Sb ₂ S ₃	BaS	Bi ₂ S ₃	CdS	CaS	Cr ₂ S ₃	CoS	CuS	Au ₂ S	Au ₂ S ₃	H ₂ S	FeS	Fe ₂ S ₃
25	Tartrate	w	W	W	w	A	A	w	d	A	A	I	I	W	A	d
	—(C ₄ H ₄ O ₆)	Al ₂ (—) ₃	(NH ₄) ₂ (—)	Sb ₂ (—) ₃	Ba(—)	Bi ₂ (—) ₃	Cd(—)	Ca(—)		Co(—)	Cu(—)			C ₄ H ₆ O ₆	Fe(—)	Fe ₂ (—) ₃
26	Thiocy'te		W		W			W		W	d			W	W	W
			NH ₄ CNS		Ba(CNS) ₂			Ca(CNS)		Co(CNS) ₂	CuCNS			CNSH	Fe(CNS) ₂	Fe(CNS) ₃

No.		Pb	Mg	Mn	Hg (I)	Hg (II)	Ni	K	Pt	Ag	Na	Sn (IV)	Sn (II)	Sr	Zn
1	Acetate	W	W	W	w	W	W	W		w	W	W	d	W	W
	—(C ₂ H ₃ O ₂)	Pb(—) ₂	Mg(—) ₂	Mn(—) ₂	Hg(—)	Hg(—) ₂	Ni(—) ₂	K(—)		Ag(—)	Na(—)	Sn(—) ₄	Sn(—) ₂	Sr(—) ₂	Zn(—) ₂
2	Arsenate	A	A	w	A	w	A	W		A	W			w	A
	—(AsO ₄)	PbH(—)	Mg ₃ (—)	MnH(—)	Hg ₃ (—)	Hg ₃ (—) ₂	Ni ₃ (—)	K ₃ (—)		Ag ₃ (—)	Na ₃ (—)			SrH(—)	Zn ₃ (—) ₂
3	Arsenite		W	A	A	A	A	W		A	W		A	w	
	—(AsO ₃)		Mg ₃ (—) ₂	Mn ₃ H ₆ (—) ₄	Hg ₃ (—)	Hg ₃ (—)	Ni ₃ H ₆ (—) ₄	K ₃ AsO ₃		Ag ₃ (—)	Na ₂ H(—)		Sn ₃ (—) ₂	Sr ₃ (—) ₂	
4	Benzoate	w	W	W	A	w	w	W		w	W				W
	—(C ₇ H ₅ O ₂)	Pb(—) ₂	Mg(—) ₂	Mn(—) ₂	Hg ₂ (—) ₂	Hg(—) ₂	Ni(—) ₂	K(—)		Ag(—)	Na(—)				Zn(—) ₂
5	Bromide	W	W	W	A	W	W	W	w	a	W	W	W	W	W
		PbBr ₂	MgBr ₂	MnBr ₂	HgBr	HgBr ₂	NiBr ₂	KBr	PtBr ₄	AgBr	NaBr	SnBr ₄	SnBr ₂	SrBr ₂	ZnBr ₂
6	Carbonate	A	w	w	A		w	W		A	W			w	w
		PbCO ₃	MgCO ₃	MnCO ₃	Hg ₂ CO ₃		NiCO ₃	K ₂ CO ₃		Ag ₂ CO ₃	Na ₂ CO ₃			SrCO ₃	ZnCO ₃
7	Chlorate	W	W	W	W	W	W	W		W	W		W	W	W
	—(ClO ₃)	Pb(—) ₂	Mg(—) ₂	Mn(—) ₂	Hg(—)	Hg(—) ₂	Ni(—) ₂	K(—)		Ag(—)	Na(—)		Sn(—) ₂	Sr(—) ₂	Zn(—) ₂
8	Chloride	W	W	W	a	W	W	W	W	a	W	W	W	W	W
		PbCl ₂	MgCl ₂	MnCl ₂	HgCl	HgCl ₂	NiCl ₂	KCl	PtCl ₄	AgCl	NaCl	SnCl ₄	SnCl ₂	SrCl ₂	ZnCl ₂
9	Chromate	A	W		w	w	A	W		w	W	W	A	w	w
	—(CrO ₄)	Pb(—)	Mg(—)		Hg ₂ (—)	Hg(—)	Ni(—)	K ₂ (—)		Ag ₂ (—)	Na ₂ (—)	Sn(—) ₂	Sn(—)	Sr(—)	Zn(—)
10	Citrate	W	W	w	w		W	W		w	W			A	w
	—(C ₆ H ₅ O ₇)	Pb ₃ (—) ₂	Mg ₃ (—) ₂	MnH(—)	Hg ₃ (—)		Ni ₃ (—) ₂	K ₃ (—)		Ag ₃ (—)	Na ₃ (—)			SrH(—)	Zn ₃ (—) ₂
11	Cyanide	w	W		A	W	a	W	I	a	W			W	A
		Pb(CN) ₂	Mg(CN) ₂		HgCN	Hg(CN) ₂	Ni(CN) ₂	KCN	Pt(CN) ₂	AgCN	NaCN			Sr(CN) ₂	Zn(CN) ₂
12	Ferricy'de	w	W			A	I	W		I	W		A	W	A
	—Fe(CN) ₆	Pb ₃ (—) ₂	Mg ₃ (—) ₂			Hg ₃ (—) ₂	Ni ₃ (—) ₂	K ₃ (—)		Ag ₃ (—)	Na ₃ (—)		Sn ₃ (—) ₂	Sr ₃ (—) ₂	Zn ₃ (—) ₂
13	Ferroc'y'de	a	W	A		I	I	W		I	W		a	W	I
	—Fe(CN) ₆	Pb ₂ (—)	Mg ₂ (—)	Mn ₂ (—)		Hg ₂ (—)	Ni ₂ (—)	K ₂ (—)		Ag ₂ (—)	Na ₂ (—)		Sn ₂ (—)	Sr ₂ (—)	Zn ₂ (—)
14	Fluoride	w	w	A	d	d	w	W	W	W	W	W	W	w	w
		PbF ₂	MgF ₂	MnF ₂	HgF	HgF ₂	NiF ₂	KF	PtF ₄	AgF	NaF	SnF ₄	SnF ₂	SrF ₂	ZnF ₂
15	Formate	W	W	W	w	W	W	W		W	W			W	W
	—(CHO ₂)	Pb(—) ₂	Mg(—) ₂	Mn(—) ₂	Hg(—)	Hg(—) ₂	Ni(—) ₂	K(—)		Ag(—)	Na(—)			Sr(—) ₂	Zn(—) ₂
16	Hydroxide	w	A	A		A	w	W	A	W	W	w	A	W	A
		Pb(OH) ₂	Mg(OH) ₂	Mn(OH) ₂		Hg(OH) ₂	Ni(OH) ₂	KOH	Pt(OH) ₄		NaOH	Sn(OH) ₄	Sn(OH) ₂	Sr(OH) ₂	Zn(OH) ₂
17	Iodide	w	W	W	A	w	W	W	I	I	W	d	W	W	W
		PbI ₂	MgI ₂	MnI ₂	HgI	HgI ₂	NiI ₂	KI	PtI ₂	AgI	NaI	SnI ₄	SnI ₂	SrI ₂	ZnI ₂
18	Nitrate	W	W	W	W	W	W	W	W	W	W		d	W	W
		Pb(NO ₃) ₂	Mg(NO ₃) ₂	Mn(NO ₃) ₂	HgNO ₃	Hg(NO ₃) ₂	Ni(NO ₃) ₂	KNO ₃	Pt(NO ₃) ₄	AgNO ₃	NaNO ₃		Sn(NO ₃) ₂	Sr(NO ₃) ₂	Zn(NO ₃) ₂
19	Oxalate	A	w	w	a	A	A	W		a	W		A	w	A
	—(C ₂ O ₄)	Pb(—)	Mg(—)	Mn(—)	Hg ₂ (—)	Hg(—)	Ni(—)	K ₂ (—)		Ag ₂ (—)	Na ₂ (—)		Sn(—)	Sr(—)	Zn(—)
20	Oxide	w	A	A	A	w	A	W	A	w	d	A	A	W	w
		PbO	MgO	MnO	Hg ₂ O	HgO	NiO	K ₂ O	PtO	Ag ₂ O	Na ₂ O	SnO ₂	SnO	SrO	ZnO
21	Phosphate	A	w	w	A	A	A	W		A	W		A	A	A
		Pb ₃ (PO ₄) ₂	Mg ₃ (PO ₄) ₂	Mn ₃ (PO ₄) ₂	Hg ₃ PO ₄	Hg ₃ (PO ₄) ₂	Ni ₃ (PO ₄) ₂	K ₃ PO ₄		Ag ₃ PO ₄	Na ₃ PO ₄		Sn ₃ (PO ₄)	Sr ₃ (PO ₄) ₂	Zn ₃ (PO ₄) ₂
22	Silicate	A	A	I				W			W			A	A
	—(SiO ₃)	Pb(—)	Mg(—)	Mn(—)				K ₂ (—)			Na ₂ (—)			Sr(—)	Zn(—)
23	Sulfate	w	W	W	w	d	W	W	W	w	W	W	W	w	W
		PbSO ₄	MgSO ₄	MnSO ₄	Hg ₂ SO ₄	HgSO ₄	NiSO ₄	K ₂ SO ₄	Pt(SO ₄) ₂	Ag ₂ SO ₄	Na ₂ SO ₄	Sn(SO ₄) ₂	SnSO ₄	SrSO ₄	ZnSO ₄
24	Sulfide	A	d	A	I	I	A	W	I	A	W	A	A	W	A
		PbS	MgS	MnS	Hg ₂ S	HgS	NiS	K ₂ S	PtS	Ag ₂ S	Na ₂ S	SnS ₂	SnS	SrS	ZnS
25	Tartrate	A	w	w	I	I	A	W	I	A	W	A	A	W	A
	—(C ₄ H ₄ O ₆)	Pb(—)	Mg(—)	Mn(—)	Hg ₂ (—)		Ni(—)	K ₂ (—)		Ag ₂ (—)	Na ₂ (—)		Sn(—)	Sr(—)	Zn(—)
26	Thiocy'te	w	W	W	A	w		W		I	W			W	W
		Pb(CNS) ₂	Mg(CNS) ₂	Mn(CNS) ₂	HgCNS	Hg(CNS) ₂		KCNS		AgCNS	NaCNS			Sr(CNS) ₂	Zn(CNS) ₂

Section 6

Fluid Properties

Thermophysical Properties of Water and Steam	6-1
Vapor Pressure and Other Saturation Properties of Water	6-5
Standard Density of Water	6-7
Fixed-Point Properties of H ₂ O and D ₂ O	6-9
Properties of Saturated Liquid D ₂ O	6-10
Properties of Ice and Supercooled Water	6-12
Vapor Pressure of Ice	6-13
Melting Point of Ice as a Function of Pressure	6-13
Permittivity (Dielectric Constant) of Water at Various Frequencies	6-14
Thermophysical Properties of Air	6-15
Thermophysical Properties of Fluids	6-21
Thermophysical Properties of Selected Fluids at Saturation	6-38
Virial Coefficients of Selected Gases	6-47
Mean Free Path and Related Properties of Gases	6-56
Influence of Pressure on Freezing Points	6-57
Critical Constants of Organic Compounds	6-58
Critical Constants of Inorganic Compounds	6-82
Sublimation Pressure of Solids	6-85
Vapor Pressure	6-87
Vapor Pressure of Fluids at Temperatures below 300 K	6-117
Vapor Pressure of Saturated Salt Solutions	6-125
Recommended Data for Vapor-Pressure Calibration	6-126
Enthalpy of Vaporization	6-127
Enthalpy of Fusion	6-145
Compressibility and Expansion Coefficients of Liquids	6-155
Temperature and Pressure Dependence of Liquid Density	6-157
Volumetric Properties of Aqueous Sodium Chloride Solutions	6-162
Properties of Cryogenic Fluids	6-163
Properties of Liquid Helium	6-164
Properties of Refrigerants	6-165
Properties of Gas Clathrate Hydrates	6-168
Ionic Liquids	6-173
Density and Specific Volume of Mercury	6-177
Thermal Properties of Mercury	6-178
Melting Curve of Mercury	6-179
Vapor Pressure of Mercury	6-180
Surface Tension of Common Liquids	6-181
Surface Tension of Aqueous Mixtures	6-185
Permittivity (Dielectric Constant) of Liquids	6-186
Permittivity (Dielectric Constant) of Gases	6-208
Azeotropic Data for Binary Mixtures	6-209
Viscosity of Gases	6-228
Viscosity of Liquids	6-230
Viscosity of Carbon Dioxide along the Saturation Line	6-235
Viscosity and Density of Aqueous Hydroxide Solutions	6-236
Viscosity of Liquid Metals	6-237
Thermal Conductivity of Gases	6-240
Thermal Conductivity of Liquids	6-242
Diffusion in Gases	6-247
Diffusion of Gases in Water	6-249
Diffusion Coefficients in Liquids at Infinite Dilution	6-250

This page intentionally left blank

THERMOPHYSICAL PROPERTIES OF WATER AND STEAM

Eric W. Lemmon and Allan H. Harvey

These tables summarize the thermophysical properties of water at equilibrium as accepted by the International Association for the Properties of Water and Steam (www.iapws.org) for general and scientific use. The thermodynamic properties are calculated from the equation of state of Wagner and Pruß (Ref. 6). The reference state for these tables is the liquid at the triple point, at which the internal energy and entropy are taken as zero. These tables refer to states at 1 bar (100 kPa) pressure with temperatures in °C in the first section; liquid and gaseous states at equilibrium as a function of temperature in the second section; and properties along isobars in the third section. The tabulated properties are pressure (P), density (ρ), enthalpy (H), entropy (S), isochoric heat capacity (C_v), isobaric heat capacity (C_p), speed of sound (u), viscosity (η), thermal conductivity (λ), and static dielectric constant (D). In the saturation tables, the first line of identical temperatures is for the liquid state and the second line is for the vapor state. A duplicate entry in the isobar section indicates a phase transition (liquid-vapor) at that temperature; property values are then given for both phases. These are identified by the high densities in the liquid and the low densities in the vapor. The temperature scale is ITS-90. Additional calculations at state points not listed below can be obtained by using the NIST Standard Reference Data program REFPROP (Ref. 5) or the water-specific program STEAM (Ref. 2).

The uncertainty in density of the equation of state is 0.0001% at 1 atm in the liquid phase, and 0.001% at other liquid states at pressures up to 10 MPa and temperatures to 423 K. In the vapor phase, the uncertainty is 0.05% or less. The uncertainties rise at higher temperatures and/or pressures, but are generally less than 0.1% in density except at extreme conditions. The uncertainty in pressure in the critical region is 0.1%. The uncertainty of the speed of sound is 0.15% in the vapor and 0.1% or less in the liquid, and increases near the critical region and at high temperatures and pressures. The un-

certainty in the isobaric heat capacity is 0.2% in the vapor and 0.1% in the liquid, with increasing values in the critical region and at high pressures. The uncertainties of saturation conditions are 0.025% in vapor pressure, 0.0025% in saturated liquid density, and 0.1% in saturated vapor density. The uncertainties in the saturated densities increase substantially as the critical region is approached.

References

1. Fernández, D. P., Goodwin, A. R. H., Lemmon, E. W., Levelt Sengers, J. M. H., and Williams, R. C., A Formulation for the Static Permittivity of Water and Steam at Temperatures from 238 K to 873 K at Pressures up to 1200 MPa, Including Derivatives and Debye-Hückel Coefficients, *J. Phys. Chem. Ref. Data* 26, 1125, 1997.
2. Harvey, A. H., and Lemmon, E. W., NIST Standard Reference Database 10: NIST/ASME Steam Properties, Version 3.0, National Institute of Standards and Technology, Standard Reference Data Program, Gaithersburg, MD, 2013 (www.nist.gov/srd/nist10.cfm).
3. Huber, M. L., Perkins, R. A., Laesecke, A., Friend, D. G., Sengers, J. V., Assael, M. J., Metaxa, I. M., Vogel, E., Mareš, R., and Miyagawa, K., New International Formulation for the Viscosity of Water, *J. Phys. Chem. Ref. Data* 38, 101, 2009.
4. Huber, M. L., Perkins, R. A., Friend, D. G., Sengers, J. V., Assael, M. J., Metaxa, I. N., Miyagawa, K., Hellmann, R., and Vogel, E., New International Formulation for the Thermal Conductivity of H₂O, *J. Phys. Chem. Ref. Data* 41, 033102, 2012.
5. Lemmon, E. W., Huber, M. L., and McLinden, M. O., NIST Standard Reference Database 23: Reference Fluid Thermodynamic and Transport Properties—REFPROP, Version 9.1, National Institute of Standards and Technology, Standard Reference Data Program, Gaithersburg, MD, 2013 (www.nist.gov/srd/nist23.cfm).
6. Wagner, W., and Pruß, A., The IAPWS Formulation 1995 for the Thermodynamic Properties of Ordinary Water Substance for General and Scientific Use, *J. Phys. Chem. Ref. Data* 31, 387, 2002.

t °C	P MPa	ρ kg m ⁻³	H kJ kg ⁻¹	S kJ kg ⁻¹ K ⁻¹	C_v kJ kg ⁻¹	C_p K ⁻¹ kJ kg ⁻¹	u K ⁻¹ m s ⁻¹	D	η µmPa s	λ mW m ⁻¹ K ⁻¹
P = 0.1 MPa (1 bar)										
0.01	0.1	999.84	0.10186	0.000007	4.2170	4.2194	1402.4	87.899	1791.1	555.67
10	0.1	999.70	42.118	0.15108	4.1906	4.1952	1447.3	83.974	1305.9	578.78
20	0.1	998.21	84.006	0.29646	4.1567	4.1841	1482.3	80.223	1001.6	598.01
25	0.1	997.05	104.92	0.36720	4.1376	4.1813	1496.7	78.408	890.02	606.52
30	0.1	995.65	125.82	0.43673	4.1172	4.1798	1509.2	76.634	797.22	614.39
40	0.1	992.22	167.62	0.57237	4.0734	4.1794	1528.9	73.201	652.73	628.48
50	0.1	988.03	209.42	0.70377	4.0262	4.1813	1542.6	69.916	546.52	640.62
60	0.1	983.20	251.25	0.83125	3.9765	4.1850	1551.0	66.774	466.03	651.00
70	0.1	977.76	293.12	0.95509	3.9251	4.1901	1554.7	63.770	403.55	659.76
80	0.1	971.79	335.05	1.0755	3.8728	4.1968	1554.4	60.898	354.05	666.99
90	0.1	965.31	377.06	1.1928	3.8204	4.2052	1550.4	58.152	314.17	672.79
99.606	0.1	958.63	417.50	1.3028	3.7702	4.2152	1543.5	55.628	282.75	677.06
99.606	0.1	0.59034	2674.9	7.3588	1.5548	2.0784	471.99	1.0058	12.218	24.532
100	0.1	0.58967	2675.8	7.3610	1.5535	2.0766	472.28	1.0058	12.234	24.564
Saturation										
0.01	0.000612	999.79	0.000612	0.0	4.2174	4.2199	1402.3	87.895	1791.4	555.60
0.01	0.000612	0.0048546	2500.9	9.1555	1.4184	1.8844	409.00	1.00006	8.9458	16.761
10	0.0012282	999.65	42.021	0.15109	4.1910	4.1955	1447.1	83.971	1306.0	578.71
10	0.0012282	0.0094071	2519.2	8.8998	1.4269	1.8947	416.17	1.00012	9.2384	17.412

t °C	P MPa	ρ kg m ⁻³	H kJ kg ⁻¹	S kJ kg ⁻¹ K ⁻¹	C_v kJ kg ⁻¹	C_p K ⁻¹ kJ kg ⁻¹	u K ⁻¹ m s ⁻¹	D	η μmPa s	λ mW m ⁻¹ K ⁻¹
20	0.0023393	998.16	83.914	0.29648	4.1570	4.1844	1482.2	80.219	1001.6	597.95
20	0.0023393	0.017314	2537.4	8.6660	1.4359	1.9059	423.18	1.00021	9.5441	18.087
25	0.0031699	997.00	104.83	0.36722	4.1379	4.1816	1496.5	78.405	890.04	606.46
25	0.0031699	0.023075	2546.5	8.5566	1.4405	1.9118	426.63	1.00028	9.7009	18.433
30	0.0042470	995.61	125.73	0.43675	4.1175	4.1801	1509.0	76.630	797.22	614.34
30	0.0042470	0.030415	2555.5	8.4520	1.4452	1.9180	430.03	1.00036	9.8602	18.786
40	0.0073849	992.18	167.53	0.57240	4.0737	4.1796	1528.7	73.197	652.72	628.44
40	0.0073849	0.051242	2573.5	8.2555	1.4552	1.9314	436.71	1.00059	10.185	19.509
50	0.012352	988.00	209.34	0.70381	4.0264	4.1815	1542.4	69.913	546.50	640.57
50	0.012352	0.083147	2591.3	8.0748	1.4663	1.9468	443.21	1.00094	10.516	20.261
60	0.019946	983.16	251.18	0.83129	3.9767	4.1851	1550.8	66.772	466.02	650.96
60	0.019946	0.13043	2608.8	7.9081	1.4789	1.9648	449.50	1.0014	10.854	21.043
70	0.031201	977.73	293.07	0.95513	3.9252	4.1902	1554.6	63.768	403.53	659.72
70	0.031201	0.19843	2626.1	7.7540	1.4937	1.9862	455.57	1.0021	11.195	21.860
80	0.047414	971.77	335.01	1.0756	3.8729	4.1969	1554.3	60.896	354.04	666.97
80	0.047414	0.29367	2643.0	7.6111	1.5111	2.0120	461.39	1.0030	11.539	22.717
90	0.070182	965.30	377.04	1.1929	3.8204	4.2053	1550.4	58.151	314.17	672.77
90	0.070182	0.42390	2659.5	7.4781	1.5316	2.0429	466.94	1.0043	11.885	23.618
100	0.10142	958.35	419.17	1.3072	3.7682	4.2157	1543.2	55.527	281.58	677.21
100	0.10142	0.59817	2675.6	7.3541	1.5558	2.0800	472.20	1.0059	12.232	24.570
110	0.14338	950.95	461.42	1.4188	3.7167	4.2283	1532.9	53.018	254.61	680.35
110	0.14338	0.82693	2691.1	7.2381	1.5843	2.1244	477.13	1.0080	12.580	25.579
120	0.19867	943.11	503.81	1.5279	3.6662	4.2435	1519.9	50.620	232.03	682.24
120	0.19867	1.1221	2705.9	7.1291	1.6177	2.1770	481.73	1.0105	12.927	26.652
140	0.36154	926.13	589.16	1.7392	3.5694	4.2826	1486.2	46.131	196.64	682.53
140	0.36154	1.9667	2733.4	6.9293	1.7002	2.3109	489.82	1.0177	13.618	29.016
160	0.61823	907.45	675.47	1.9426	3.4788	4.3354	1443.2	42.018	170.43	678.73
160	0.61823	3.2596	2757.4	6.7491	1.8044	2.4883	496.29	1.0282	14.304	31.721
180	1.0028	887.00	763.05	2.1392	3.3949	4.4050	1391.7	38.235	150.38	671.28
180	1.0028	5.1588	2777.2	6.5840	1.9279	2.7129	501.04	1.0431	14.985	34.832
200	1.5549	864.66	852.27	2.3305	3.3179	4.4958	1332.1	34.742	134.58	660.01
200	1.5549	7.8610	2792.0	6.4302	2.0666	2.9895	503.92	1.0636	15.666	38.426
220	2.3196	840.22	943.58	2.5177	3.2479	4.6146	1264.5	31.495	121.77	645.26
220	2.3196	11.615	2800.9	6.2840	2.2172	3.3289	504.77	1.0915	16.354	42.606
240	3.3469	813.37	1037.6	2.7020	3.1850	4.7719	1189.0	28.455	111.06	627.17
240	3.3469	16.749	2803.0	6.1423	2.3794	3.7537	503.32	1.1292	17.062	47.525
260	4.6923	783.63	1135.0	2.8849	3.1301	4.9856	1105.3	25.580	101.81	605.78
260	4.6923	23.712	2796.6	6.0016	2.5555	4.3075	499.21	1.1802	17.810	53.446
280	6.4166	750.28	1236.9	3.0685	3.0849	5.2889	1012.6	22.824	93.550	581.03
280	6.4166	33.165	2779.9	5.8579	2.7503	5.0731	491.93	1.2505	18.630	60.878
300	8.5879	712.14	1345.0	3.2552	3.0530	5.7504	909.40	20.135	85.855	552.65
300	8.5879	46.168	2749.6	5.7059	2.9708	6.2197	480.73	1.3504	19.580	70.900
320	11.284	667.09	1462.2	3.4494	3.0428	6.5373	793.16	17.440	78.310	520.02
320	11.284	64.638	2700.6	5.5372	3.2276	8.1589	464.43	1.5012	20.773	86.156
340	14.601	610.67	1594.5	3.6601	3.0781	8.2080	658.27	14.606	70.331	481.93
340	14.601	92.759	2621.8	5.3356	3.5430	12.236	440.72	1.7555	22.477	114.52
360	18.666	527.59	1761.7	3.9167	3.2972	15.004	479.74	11.225	60.306	439.16
360	18.666	143.90	2481.5	5.0536	4.0068	27.356	402.37	2.3096	25.638	191.44
373.946	22.064	322.00	2084.3	4.4070				5.3606		
$P = 0.1$ MPa (1 bar)										
273.16	0.1	999.84	0.10186	0.000007	4.2170	4.2194	1402.4	87.899	1791.1	555.67
280	0.1	999.91	28.894	0.10411	4.1998	4.2009	1434.3	85.192	1433.6	571.98
300	0.1	996.56	112.65	0.39306	4.1302	4.1806	1501.5	77.747	853.74	609.50
320	0.1	989.43	196.25	0.66281	4.0414	4.1805	1538.9	70.935	576.73	637.00

t °C	P MPa	ρ kg m ⁻³	H kJ kg ⁻¹	S kJ kg ⁻¹ K ⁻¹	C_v kJ kg ⁻¹	C_p K ⁻¹ kJ kg ⁻¹	u K ⁻¹ m s ⁻¹	D	η μmPa s	λ mW m ⁻¹ K ⁻¹
340	0.1	979.54	279.93	0.91646	3.9414	4.1883	1554.0	64.702	421.63	657.17
360	0.1	967.40	363.82	1.1562	3.8369	4.2023	1552.1	59.004	325.86	671.11
372.756	0.1	958.63	417.50	1.3028	3.7702	4.2152	1543.5	55.628	282.75	677.06
372.756	0.1	0.59034	2674.9	7.3588	1.5548	2.0784	471.99	1.0058	12.218	24.532
380	0.1	0.57824	2689.9	7.3986	1.5356	2.0507	477.08	1.0056	12.498	25.134
400	0.1	0.54761	2730.4	7.5025	1.5082	2.0078	490.31	1.0051	13.278	26.825
450	0.1	0.48458	2829.7	7.7365	1.4943	1.9752	520.60	1.0040	15.267	31.269
500	0.1	0.43514	2928.6	7.9447	1.5082	1.9813	548.31	1.0033	17.299	36.032
550	0.1	0.39507	3028.1	8.1344	1.5319	2.0010	574.19	1.0027	19.356	41.093
600	0.1	0.36185	3128.8	8.3096	1.5600	2.0268	598.61	1.0023	21.425	46.424
650	0.1	0.33384	3230.8	8.4730	1.5903	2.0557	621.79	1.0020	23.496	51.996
700	0.1	0.30988	3334.4	8.6264	1.6222	2.0867	643.92	1.0017	25.562	57.782
750	0.1	0.28915	3439.5	8.7715	1.6553	2.1191	665.11	1.0015	27.617	63.759
800	0.1	0.27102	3546.3	8.9093	1.6892	2.1525	685.47	1.0013	29.657	69.908
900	0.1	0.24085	3765.0	9.1668	1.7589	2.2216	724.03	1.0011	33.680	82.647
1000	0.1	0.21673	3990.7	9.4045	1.8297	2.2921	760.17	1.00088	37.615	95.877
1100	0.1	0.19701	4223.4	9.6263	1.9000	2.3621	794.33	1.00074	41.453	109.50
1200	0.1	0.18058	4463.0	9.8348	1.9682	2.4302	826.85	1.00063	45.192	123.44

 $P = 1$ MPa (10 bar)

273.16	1.0	1000.3	1.0180	0.000066	4.2127	4.2150	1403.9	87.937	1789.1	556.36
280	1.0	1000.3	29.783	0.10407	4.1960	4.1973	1435.7	85.228	1432.5	572.59
300	1.0	996.96	113.48	0.39281	4.1272	4.1781	1503.0	77.781	853.66	610.00
320	1.0	989.82	197.03	0.66242	4.0390	4.1784	1540.5	70.967	576.89	637.47
340	1.0	979.93	280.67	0.91594	3.9395	4.1863	1555.7	64.734	421.86	657.64
360	1.0	967.81	364.52	1.1556	3.8353	4.2004	1553.9	59.035	326.10	671.61
380	1.0	953.74	448.73	1.3832	3.7315	4.2220	1538.4	53.827	262.82	680.00
400	1.0	937.87	533.47	1.6005	3.6315	4.2535	1511.3	49.065	218.82	683.32
450	1.0	890.39	749.20	2.1086	3.4076	4.3924	1400.6	38.814	153.23	672.77
453.028	1.0	887.13	762.52	2.1381	3.3954	4.4045	1392.0	38.258	150.49	671.33
453.028	1.0	5.1450	2777.1	6.5850	1.9271	2.7114	501.02	1.0430	14.981	34.812
500	1.0	4.5323	2891.2	6.8250	1.6699	2.2795	535.74	1.0344	17.054	38.473
550	1.0	4.0581	3001.8	7.0359	1.6159	2.1647	565.75	1.0282	19.215	42.908
600	1.0	3.6871	3109.0	7.2224	1.6098	2.1292	592.58	1.0236	21.349	47.802
650	1.0	3.3843	3215.2	7.3925	1.6227	2.1254	617.34	1.0202	23.462	53.075
700	1.0	3.1305	3321.7	7.5504	1.6447	2.1368	640.55	1.0174	25.555	58.664
750	1.0	2.9140	3429.0	7.6984	1.6715	2.1566	662.53	1.0153	27.628	64.516
800	1.0	2.7265	3537.5	7.8384	1.7014	2.1816	683.48	1.0135	29.680	70.591
900	1.0	2.4174	3758.5	8.0986	1.7663	2.2402	722.85	1.0108	33.716	83.281
1000	1.0	2.1723	3985.7	8.3380	1.8346	2.3048	759.50	1.0088	37.655	96.534
1100	1.0	1.9729	4219.5	8.5608	1.9034	2.3713	794.01	1.0074	41.494	110.21
1200	1.0	1.8074	4460.0	8.7699	1.9708	2.4371	826.77	1.0063	45.231	124.21

 $P = 10$ MPa (100 bar)

273.16	10.0	1004.8	10.111	0.00049	4.1721	4.1726	1418.4	88.311	1770.0	563.05
280	10.0	1004.7	38.613	0.10355	4.1593	4.1622	1450.3	85.588	1422.2	578.60
300	10.0	1001.0	121.73	0.39029	4.0984	4.1536	1518.2	78.113	852.99	614.97
320	10.0	993.70	204.84	0.65846	4.0157	4.1580	1556.4	71.284	578.57	642.13
340	10.0	983.84	288.08	0.91079	3.9205	4.1672	1572.6	65.044	424.17	662.33
360	10.0	971.85	371.56	1.1493	3.8198	4.1810	1572.0	59.345	328.53	676.49
380	10.0	957.99	455.37	1.3759	3.7188	4.2013	1558.0	54.140	265.22	685.19
400	10.0	942.42	539.67	1.5921	3.6210	4.2302	1532.7	49.385	221.17	688.88
450	10.0	896.16	753.94	2.0967	3.4010	4.3553	1428.4	39.172	155.48	679.41
500	10.0	838.02	977.18	2.5669	3.2211	4.6022	1271.3	30.794	119.83	646.41
550	10.0	761.82	1218.8	3.0270	3.0865	5.1407	1054.6	23.531	96.080	590.37
584.147	10.0	688.42	1408.1	3.3606	3.0438	6.1237	847.33	18.660	81.718	535.29

t °C	P MPa	ρ kg m ⁻³	H kJ kg ⁻¹	S kJ kg ⁻¹ K ⁻¹	C_v kJ kg ⁻¹	C_p K ⁻¹ kJ kg ⁻¹	u K ⁻¹ m s ⁻¹	D	η μmPa s	λ mW m ⁻¹ K ⁻¹
584.147	10.0	55.463	2725.5	5.6160	3.1065	7.1408	472.51	1.4248	20.194	78.344
600	10.0	49.773	2820.0	5.7756	2.6239	5.1365	503.34	1.3649	21.017	72.247
650	10.0	40.479	3022.6	6.1009	2.1103	3.3968	562.10	1.2672	23.472	68.284
700	10.0	35.355	3177.4	6.3305	1.9338	2.8741	602.20	1.2145	25.773	69.997
750	10.0	31.810	3314.6	6.5200	1.8625	2.6452	634.58	1.1793	27.973	73.764
800	10.0	29.107	3443.7	6.6867	1.8367	2.5313	662.61	1.1536	30.101	78.664
900	10.0	25.123	3691.6	6.9787	1.8439	2.4458	710.98	1.1182	34.201	90.420
1000	10.0	22.241	3935.5	7.2357	1.8843	2.4397	753.03	1.0948	38.144	103.67
1100	10.0	20.017	4180.6	7.4693	1.9377	2.4661	791.02	1.0782	41.960	117.74
1200	10.0	18.230	4429.2	7.6855	1.9957	2.5070	826.16	1.0659	45.663	132.27
$P = 100$ MPa (1000 bar)										
273.16	100.0	1045.3	95.444	-0.0083717	3.8761	3.9053	1575.5	91.834	1660.1	616.62
280	100.0	1043.6	122.26	0.088571	3.8869	3.9328	1603.8	88.976	1367.4	627.72
300	100.0	1037.2	201.44	0.36171	3.8751	3.9798	1667.9	81.216	859.19	657.72
320	100.0	1028.9	281.30	0.61941	3.8289	4.0043	1707.7	74.222	599.18	683.70
340	100.0	1019.0	361.55	0.86265	3.7637	4.0194	1728.7	67.891	448.03	705.08
360	100.0	1007.8	442.05	1.0927	3.6883	4.0309	1735.4	62.150	352.49	721.60
380	100.0	995.37	522.79	1.3110	3.6089	4.0427	1730.9	56.937	288.37	733.29
400	100.0	981.82	603.78	1.5187	3.5293	4.0569	1717.3	52.201	243.33	740.39
450	100.0	943.51	807.84	1.9993	3.3430	4.1105	1652.8	42.149	175.71	740.46
500	100.0	899.21	1015.4	2.4366	3.1820	4.1968	1555.7	34.149	139.57	720.25
550	100.0	848.78	1228.2	2.8421	3.0452	4.3234	1435.5	27.667	117.36	684.16
600	100.0	791.49	1448.6	3.2256	2.9295	4.5019	1300.4	22.290	101.85	634.92
650	100.0	726.21	1679.5	3.5952	2.8329	4.7503	1158.6	17.717	89.647	575.50
700	100.0	651.77	1925.0	3.9589	2.7538	5.0832	1020.0	13.754	79.123	508.87
750	100.0	568.52	2188.5	4.3223	2.6866	5.4492	898.84	10.336	69.732	438.73
800	100.0	482.23	2466.5	4.6811	2.6169	5.6108	813.97	7.5623	61.842	371.17
900	100.0	343.61	3000.1	5.3104	2.4386	4.8879	765.30	4.2835	52.771	275.39
1000	100.0	265.45	3440.1	5.7749	2.2950	3.9788	792.50	2.9559	50.506	237.77
1100	100.0	220.62	3809.8	6.1276	2.2276	3.4715	832.67	2.3472	51.089	232.34
1200	100.0	191.53	4142.5	6.4172	2.2098	3.2098	872.28	2.0111	52.802	238.54

VAPOR PRESSURE AND OTHER SATURATION PROPERTIES OF WATER

Eric W. Lemmon

This table summarizes the vapor pressure, enthalpy (heat) of vaporization, and surface tension of water as accepted by the International Association for the Properties of Water and Steam (www.iapws.org) for general and scientific use. The vapor pressure and heat of vaporization are calculated from the equation of state of Wagner and Pruss (Ref. 1). The temperature scale is ITS-90. Additional calculations at state points not listed below can be obtained by using the NIST Standard Reference Data program REFPROP (www.nist.gov/srd/nist23.htm) or the water-specific program Steam (www.nist.gov/srd/nist10.htm).

References

1. Wagner, W. and Pruss, A., The IAPWS Formulation 1995 for the Thermodynamic Properties of Ordinary Water Substance for General and Scientific Use, *J. Phys. Chem. Ref. Data*, 31, 387, 2002.
2. International Association for the Properties of Water and Steam, Release on the surface tension of ordinary water substance, Physical Chemistry of Aqueous Systems: Proceedings of the 12th International Conference on the Properties of Water and Steam, Orlando, Florida, September 11–16, 1994, pp. A139–A142.

t °C	P kPa	$\Delta_{\text{vap}}H$ kJ kg ⁻¹	Surf. Ten. mN m ⁻¹
0.01	0.61165	2500.9	75.65
2	0.70599	2496.2	75.37
4	0.81355	2491.4	75.08
6	0.93536	2486.7	74.80
8	1.0730	2481.9	74.51
10	1.2282	2477.2	74.22
12	1.4028	2472.5	73.93
14	1.5990	2467.7	73.63
16	1.8188	2463.0	73.34
18	2.0647	2458.3	73.04
20	2.3393	2453.5	72.74
22	2.6453	2448.8	72.43
24	2.9858	2444.0	72.13
25	3.1699	2441.7	71.97
26	3.3639	2439.3	71.82
28	3.7831	2434.6	71.51
30	4.2470	2429.8	71.19
32	4.7596	2425.1	70.88
34	5.3251	2420.3	70.56
36	5.9479	2415.5	70.24
38	6.6328	2410.8	69.92
40	7.3849	2406.0	69.60
42	8.2096	2401.2	69.27
44	9.1124	2396.4	68.94
46	10.099	2391.6	68.61
48	11.177	2386.8	68.28
50	12.352	2381.9	67.94
52	13.631	2377.1	67.61
54	15.022	2372.3	67.27
56	16.533	2367.4	66.93
58	18.171	2362.5	66.58
60	19.946	2357.7	66.24
62	21.867	2352.8	65.89
64	23.943	2347.8	65.54
66	26.183	2342.9	65.19
68	28.599	2338.0	64.84
70	31.201	2333.0	64.48
72	34.000	2328.1	64.12
74	37.009	2323.1	63.76
76	40.239	2318.1	63.40
78	43.703	2313.0	63.04

t °C	P kPa	$\Delta_{\text{vap}}H$ kJ kg ⁻¹	Surf. Ten. mN m ⁻¹
80	47.414	2308.0	62.67
82	51.387	2302.9	62.31
84	55.635	2297.9	61.94
86	60.173	2292.8	61.56
88	65.017	2287.6	61.19
90	70.182	2282.5	60.82
92	75.684	2277.3	60.44
94	81.541	2272.1	60.06
96	87.771	2266.9	59.68
98	94.390	2261.7	59.30
100	101.42	2256.4	58.91
102	108.87	2251.1	58.53
104	116.78	2245.8	58.14
106	125.15	2240.4	57.75
108	134.01	2235.1	57.36
110	143.38	2229.6	56.96
112	153.28	2224.2	56.57
114	163.74	2218.7	56.17
116	174.77	2213.2	55.77
118	186.41	2207.7	55.37
120	198.67	2202.1	54.97
122	211.59	2196.5	54.56
124	225.18	2190.9	54.16
126	239.47	2185.2	53.75
128	254.50	2179.5	53.34
130	270.28	2173.7	52.93
132	286.85	2167.9	52.52
134	304.23	2162.1	52.11
136	322.45	2156.2	51.69
138	341.54	2150.3	51.27
140	361.54	2144.3	50.86
142	382.47	2138.3	50.44
144	404.37	2132.2	50.01
146	427.26	2126.1	49.59
148	451.18	2119.9	49.17
150	476.16	2113.7	48.74
152	502.25	2107.5	48.31
154	529.46	2101.2	47.89
156	557.84	2094.8	47.46
158	587.42	2088.4	47.02
160	618.23	2082.0	46.59

t °C	P kPa	$\Delta_{\text{vap}}H$ kJ kg ⁻¹	Surf. Ten. mN m ⁻¹	t °C	P kPa	$\Delta_{\text{vap}}H$ kJ kg ⁻¹	Surf. Ten. mN m ⁻¹
162	650.33	2075.5	46.16	270	5503.0	1604.4	21.34
164	683.73	2068.9	45.72	272	5677.2	1592.5	20.87
166	718.48	2062.3	45.28	274	5855.6	1580.4	20.40
168	754.62	2055.6	44.85	276	6038.3	1568.1	19.93
170	792.19	2048.8	44.41	278	6225.2	1555.6	19.46
172	831.22	2042.0	43.97	280	6416.6	1543.0	18.99
174	871.76	2035.1	43.52	282	6612.4	1530.1	18.53
176	913.84	2028.2	43.08	284	6812.8	1517.1	18.06
178	957.51	2021.2	42.64	286	7017.7	1503.8	17.59
180	1002.8	2014.2	42.19	288	7227.4	1490.4	17.13
182	1049.8	2007.0	41.74	290	7441.8	1476.7	16.66
184	1098.5	1999.8	41.30	292	7661.0	1462.7	16.20
186	1148.9	1992.6	40.85	294	7885.2	1448.6	15.74
188	1201.1	1985.3	40.40	296	8114.3	1434.2	15.28
190	1255.2	1977.9	39.95	298	8348.5	1419.5	14.82
192	1311.2	1970.4	39.49	300	8587.9	1404.6	14.36
194	1369.1	1962.8	39.04	302	8832.5	1389.4	13.90
196	1429.0	1955.2	38.59	304	9082.4	1374.0	13.45
198	1490.9	1947.5	38.13	306	9337.8	1358.2	12.99
200	1554.9	1939.7	37.67	308	9598.6	1342.1	12.54
202	1621.0	1931.9	37.22	310	9865.1	1325.7	12.09
204	1689.3	1923.9	36.76	312	10137.	1309.0	11.64
206	1759.8	1915.9	36.30	314	10415.	1291.9	11.19
208	1832.6	1907.8	35.84	316	10699.	1274.5	10.75
210	1907.7	1899.6	35.38	318	10989.	1256.6	10.30
212	1985.1	1891.4	34.92	320	11284.	1238.4	9.86
214	2065.0	1883.0	34.46	322	11586.	1219.7	9.43
216	2147.3	1874.6	33.99	324	11895.	1200.6	8.99
218	2232.2	1866.0	33.53	326	12209.	1180.9	8.56
220	2319.6	1857.4	33.07	328	12530.	1160.8	8.13
222	2409.6	1848.6	32.60	330	12858.	1140.2	7.70
224	2502.3	1839.8	32.14	332	13193.	1118.9	7.28
226	2597.8	1830.9	31.67	334	13534.	1097.1	6.86
228	2696.0	1821.8	31.20	336	13882.	1074.6	6.44
230	2797.1	1812.7	30.74	338	14238.	1051.3	6.03
232	2901.0	1803.5	30.27	340	14601.	1027.3	5.63
234	3008.0	1794.1	29.80	342	14971.	1002.5	5.22
236	3117.9	1784.7	29.33	344	15349.	976.7	4.83
238	3230.8	1775.1	28.86	346	15734.	949.9	4.43
240	3346.9	1765.4	28.39	348	16128.	922.0	4.05
242	3466.2	1755.6	27.92	350	16529.	892.7	3.67
244	3588.7	1745.7	27.45	352	16939.	862.1	3.29
246	3714.5	1735.6	26.98	354	17358.	829.8	2.93
248	3843.6	1725.5	26.51	356	17785.	795.5	2.57
250	3976.2	1715.2	26.04	358	18221.	759.0	2.22
252	4112.2	1704.7	25.57	360	18666.	719.8	1.88
254	4251.8	1694.2	25.10	362	19121.	677.3	1.55
256	4394.9	1683.5	24.63	364	19585.	630.5	1.23
258	4541.7	1672.6	24.16	366	20060.	578.2	0.93
260	4692.3	1661.6	23.69	368	20546.	517.8	0.65
262	4846.6	1650.5	23.22	370	21044.	443.8	0.39
264	5004.7	1639.2	22.75	372	21554.	340.3	0.16
266	5166.8	1627.8	22.28	373.95	22064.	0.0	0.0
268	5332.9	1616.2	21.81				

STANDARD DENSITY OF WATER

This table gives the density ρ of water in the temperature range from 0 °C to 100 °C at a pressure of 101325 Pa (one standard atmosphere). Temperatures are given on the ITS-90 scale. From 0 °C to 40 °C the values are taken from the publication in Reference 1 and refer to standard mean ocean water (SMOW), free from dissolved salts and gases. SMOW is a standard water sample of high purity and known isotopic composition. Methods of correcting for different isotopic compositions are discussed in Ref. 2. The remaining values are calculated from the NIST REFPROP program, Ref. 3, which obtains thermodynamic properties from the equation of state of Wagner and Pruss given in Ref. 4.

References

1. Tanaka, M., Girard, G., Davis, R., Peuto, A., and Bignell, N., *Metrologia* 38, 301, 2001.
2. Marsh, K. N., Ed., *Recommended Reference Materials for the Realization of Physicochemical Properties*, Blackwell Scientific Publications, Oxford, 1987.
3. Lemmon, E.W., Huber, M.L., and McLinden, M.O., NIST Standard Reference Database 23: Reference Fluid Thermodynamic and Transport Properties-REFPROP, Version 9.0, National Institute of Standards and Technology, Standard Reference Data Program, Gaithersburg, Maryland, 2010 (www.nist.gov/srd/nist23.cfm).
4. Wagner, W., and Pruss, A., *J. Phys. Chem. Ref. Data* 31, 387, 2002.

$t/^{\circ}\text{C}$	$\rho/\text{g cm}^{-3}$	$t/^{\circ}\text{C}$	$\rho/\text{g cm}^{-3}$	$t/^{\circ}\text{C}$	$\rho/\text{g cm}^{-3}$	$t/^{\circ}\text{C}$	$\rho/\text{g cm}^{-3}$	$t/^{\circ}\text{C}$	$\rho/\text{g cm}^{-3}$
0.1	0.9998495	4.1	0.9999748	8.1	0.9998452	12.1	0.9994890	16.1	0.9989296
0.2	0.9998560	4.2	0.9999746	8.2	0.9998389	12.2	0.9994774	16.2	0.9989132
0.3	0.9998624	4.3	0.9999742	8.3	0.9998325	12.3	0.9994657	16.3	0.9988967
0.4	0.9998685	4.4	0.9999736	8.4	0.9998260	12.4	0.9994539	16.4	0.9988800
0.5	0.9998745	4.5	0.9999728	8.5	0.9998193	12.5	0.9994419	16.5	0.9988633
0.6	0.9998803	4.6	0.9999719	8.6	0.9998125	12.6	0.9994298	16.6	0.9988464
0.7	0.9998859	4.7	0.9999709	8.7	0.9998056	12.7	0.9994176	16.7	0.9988294
0.8	0.9998913	4.8	0.9999697	8.8	0.9997985	12.8	0.9994052	16.8	0.9988123
0.9	0.9998966	4.9	0.9999683	8.9	0.9997912	12.9	0.9993927	16.9	0.9987951
1.0	0.9999017	5.0	0.9999668	9.0	0.9997839	13.0	0.9993801	17.0	0.9987778
1.1	0.9999066	5.1	0.9999651	9.1	0.9997764	13.1	0.9993674	17.1	0.9987603
1.2	0.9999113	5.2	0.9999633	9.2	0.9997687	13.2	0.9993546	17.2	0.9987428
1.3	0.9999158	5.3	0.9999613	9.3	0.9997610	13.3	0.9993416	17.3	0.9987251
1.4	0.9999202	5.4	0.9999592	9.4	0.9997530	13.4	0.9993285	17.4	0.9987073
1.5	0.9999244	5.5	0.9999569	9.5	0.9997450	13.5	0.9993153	17.5	0.9986895
1.6	0.9999285	5.6	0.9999544	9.6	0.9997368	13.6	0.9993020	17.6	0.9986715
1.7	0.9999323	5.7	0.9999518	9.7	0.9997285	13.7	0.9992885	17.7	0.9986534
1.8	0.9999360	5.8	0.9999491	9.8	0.9997200	13.8	0.9992749	17.8	0.9986351
1.9	0.9999396	5.9	0.9999462	9.9	0.9997114	13.9	0.9992612	17.9	0.9986168
2.0	0.9999429	6.0	0.9999431	10.0	0.9997027	14.0	0.9992474	18.0	0.9985984
2.1	0.9999461	6.1	0.9999400	10.1	0.9996938	14.1	0.9992335	18.1	0.9985798
2.2	0.9999491	6.2	0.9999366	10.2	0.9996848	14.2	0.9992194	18.2	0.9985611
2.3	0.9999519	6.3	0.9999331	10.3	0.9996757	14.3	0.9992052	18.3	0.9985424
2.4	0.9999546	6.4	0.9999295	10.4	0.9996665	14.4	0.9991909	18.4	0.9985235
2.5	0.9999571	6.5	0.9999257	10.5	0.9996571	14.5	0.9991765	18.5	0.9985045
2.6	0.9999595	6.6	0.9999217	10.6	0.9996475	14.6	0.9991619	18.6	0.9984854
2.7	0.9999616	6.7	0.9999176	10.7	0.9996379	14.7	0.9991473	18.7	0.9984662
2.8	0.9999636	6.8	0.9999134	10.8	0.9996281	14.8	0.9991325	18.8	0.9984469
2.9	0.9999655	6.9	0.9999090	10.9	0.9996182	14.9	0.9991176	18.9	0.9984275
3.0	0.9999672	7.0	0.9999045	11.0	0.9996081	15.0	0.9991026	19.0	0.9984079
3.1	0.9999687	7.1	0.9998998	11.1	0.9995979	15.1	0.9990874	19.1	0.9983883
3.2	0.9999700	7.2	0.9998950	11.2	0.9995876	15.2	0.9990722	19.2	0.9983686
3.3	0.9999712	7.3	0.9998900	11.3	0.9995772	15.3	0.9990568	19.3	0.9983487
3.4	0.9999722	7.4	0.9998849	11.4	0.9995666	15.4	0.9990413	19.4	0.9983287
3.5	0.9999731	7.5	0.9998797	11.5	0.9995559	15.5	0.9990257	19.5	0.9983087
3.6	0.9999738	7.6	0.9998743	11.6	0.9995451	15.6	0.9990100	19.6	0.9982885
3.7	0.9999743	7.7	0.9998687	11.7	0.9995341	15.7	0.9989942	19.7	0.9982682
3.8	0.9999747	7.8	0.9998631	11.8	0.9995230	15.8	0.9989782	19.8	0.9982478
3.9	0.9999749	7.9	0.9998572	11.9	0.9995118	15.9	0.9989621	19.9	0.9982273
4.0	0.9999749	8.0	0.9998513	12.0	0.9995005	16.0	0.9989459	20.0	0.9982067

$t/^{\circ}\text{C}$	$\rho/\text{g cm}^{-3}$	$t/^{\circ}\text{C}$	$\rho/\text{g cm}^{-3}$	$t/^{\circ}\text{C}$	$\rho/\text{g cm}^{-3}$	$t/^{\circ}\text{C}$	$\rho/\text{g cm}^{-3}$	$t/^{\circ}\text{C}$	$\rho/\text{g cm}^{-3}$
20.1	0.9981860	25.3	0.9969696	30.5	0.9954967	35.7	0.9937899	49.0	0.98848
20.2	0.9981652	25.4	0.9969436	30.6	0.9954660	35.8	0.9937549	50.0	0.98804
20.3	0.9981443	25.5	0.9969176	30.7	0.9954352	35.9	0.9937199	51.0	0.98758
20.4	0.9981233	25.6	0.9968914	30.8	0.9954044	36.0	0.9936847	52.0	0.98712
20.5	0.9981022	25.7	0.9968651	30.9	0.9953734	36.1	0.9936495	53.0	0.98665
20.6	0.9980810	25.8	0.9968387	31.0	0.9953424	36.2	0.9936142	54.0	0.98617
20.7	0.9980596	25.9	0.9968123	31.1	0.9953113	36.3	0.9935788	55.0	0.98569
20.8	0.9980382	26.0	0.9967857	31.2	0.9952801	36.4	0.9935434	56.0	0.98521
20.9	0.9980167	26.1	0.9967591	31.3	0.9952488	36.5	0.9935078	57.0	0.98471
21.0	0.9979950	26.2	0.9967324	31.4	0.9952175	36.6	0.9934722	58.0	0.98421
21.1	0.9979733	26.3	0.9967055	31.5	0.9951860	36.7	0.9934365	59.0	0.98371
21.2	0.9979514	26.4	0.9966786	31.6	0.9951545	36.8	0.9934007	60.0	0.98320
21.3	0.9979295	26.5	0.9966516	31.7	0.9951228	36.9	0.9933649	61.0	0.98268
21.4	0.9979074	26.6	0.9966245	31.8	0.9950911	37.0	0.9933290	62.0	0.98216
21.5	0.9978853	26.7	0.9965973	31.9	0.9950593	37.1	0.9932929	63.0	0.98163
21.6	0.9978630	26.8	0.9965700	32.0	0.9950275	37.2	0.9932569	64.0	0.98109
21.7	0.9978407	26.9	0.9965426	32.1	0.9949955	37.3	0.9932207	65.0	0.98055
21.8	0.9978182	27.0	0.9965151	32.2	0.9949635	37.4	0.9931844	66.0	0.98000
21.9	0.9977956	27.1	0.9964875	32.3	0.9949313	37.5	0.9931481	67.0	0.97945
22.0	0.9977730	27.2	0.9964599	32.4	0.9948991	37.6	0.9931117	68.0	0.97890
22.1	0.9977502	27.3	0.9964321	32.5	0.9948668	37.7	0.9930753	69.0	0.97833
22.2	0.9977273	27.4	0.9964043	32.6	0.9948344	37.8	0.9930387	70.0	0.97776
22.3	0.9977044	27.5	0.9963763	32.7	0.9948020	37.9	0.9930021	71.0	0.97719
22.4	0.9976813	27.6	0.9963483	32.8	0.9947694	38.0	0.9929654	72.0	0.97661
22.5	0.9976582	27.7	0.9963202	32.9	0.9947368	38.1	0.9929286	73.0	0.97603
22.6	0.9976349	27.8	0.9962920	33.0	0.9947041	38.2	0.9928917	74.0	0.97544
22.7	0.9976115	27.9	0.9962637	33.1	0.9946713	38.3	0.9928548	75.0	0.97484
22.8	0.9975881	28.0	0.9962353	33.2	0.9946384	38.4	0.9928178	76.0	0.97424
22.9	0.9975645	28.1	0.9962068	33.3	0.9946055	38.5	0.9927807	77.0	0.97364
23.0	0.9975408	28.2	0.9961783	33.4	0.9945724	38.6	0.9927435	78.0	0.97303
23.1	0.9975171	28.3	0.9961496	33.5	0.9945393	38.7	0.9927063	79.0	0.97241
23.2	0.9974932	28.4	0.9961208	33.6	0.9945061	38.8	0.9926689	80.0	0.97179
23.3	0.9974692	28.5	0.9960920	33.7	0.9944728	38.9	0.9926316	81.0	0.97116
23.4	0.9974452	28.6	0.9960631	33.8	0.9944394	39.0	0.9925941	82.0	0.97053
23.5	0.9974210	28.7	0.9960341	33.9	0.9944060	39.1	0.9925565	83.0	0.96990
23.6	0.9973968	28.8	0.9960050	34.0	0.9943724	39.2	0.9925189	84.0	0.96926
23.7	0.9973724	28.9	0.9959758	34.1	0.9943388	39.3	0.9924812	85.0	0.96861
23.8	0.9973480	29.0	0.9959465	34.2	0.9943051	39.4	0.9924434	86.0	0.96796
23.9	0.9973234	29.1	0.9959171	34.3	0.9942713	39.5	0.9924056	87.0	0.96731
24.0	0.9972988	29.2	0.9958876	34.4	0.9942375	39.6	0.9923677	88.0	0.96664
24.1	0.9972740	29.3	0.9958581	34.5	0.9942035	39.7	0.9923297	89.0	0.96598
24.2	0.9972492	29.4	0.9958285	34.6	0.9941695	39.8	0.9922916	90.0	0.96531
24.3	0.9972243	29.5	0.9957987	34.7	0.9941354	39.9	0.9922534	91.0	0.96463
24.4	0.9971992	29.6	0.9957689	34.8	0.9941012	40.0	0.9922152	92.0	0.96396
24.5	0.9971741	29.7	0.9957390	34.9	0.9940669	41.0	0.99183	93.0	0.96327
24.6	0.9971489	29.8	0.9957090	35.0	0.9940326	42.0	0.99144	94.0	0.96258
24.7	0.9971236	29.9	0.9956790	35.1	0.9939982	43.0	0.99104	95.0	0.96189
24.8	0.9970981	30.0	0.9956488	35.2	0.9939637	44.0	0.99063	96.0	0.96119
24.9	0.9970726	30.1	0.9956185	35.3	0.9939291	45.0	0.99021	97.0	0.96049
25.0	0.9970470	30.2	0.9955882	35.4	0.9938944	46.0	0.98979	98.0	0.95978
25.1	0.9970213	30.3	0.9955578	35.5	0.9938597	47.0	0.98936	99.0	0.95907
25.2	0.9969955	30.4	0.9955273	35.6	0.9938248	48.0	0.98893	99.974	0.95837

FIXED-POINT PROPERTIES OF H₂O AND D₂O

Allan H. Harvey

Temperatures are given on the ITS-90 scale.

References

1. International Association for the Properties of Water and Steam (IAPWS), *Guideline on the Use of Fundamental Physical Constants and Basic Constants of Water* (2001; 2008 update), available from <http://www.iapws.org>.
2. IAPWS, *Revised Release on the Pressure along the Melting and Sublimation Curves of Ordinary Water Substance* (2011), available from <http://www.iapws.org>.
3. IAPWS, *IAPWS Release on the Values of Temperature, Pressure, and Density of Ordinary and Heavy Water Substances at their Respective Critical Points* (1992), available from <http://www.iapws.org>.
4. Wagner, W., and Pruß, A., *J. Phys. Chem. Ref. Data* 31, 387, 2002.
5. Hill, P. G., MacMillan, R. D. C., and Lee, V., *J. Phys. Chem. Ref. Data* 11, 1, 1982.
6. Guildner, L. A., Johnson, D. P., and Jones, F. E., *J. Res. Nat. Bur. Stand.* 80A, 505, 1976.
7. Harvey, A. H., and Lemmon, E. W., *J. Phys. Chem. Ref. Data* 31, 173, 2002.
8. Harvey, A. H., and Lemmon, E. W., NIST Standard Reference Database 10: *NIST/ASME Steam Properties*, Version 3.0, National Institute of Standards and Technology, Standard Reference Data Program, Gaithersburg, Maryland, 2013 (<http://www.nist.gov/srd/nist10.cfm>).
9. Lemmon, E. W., Huber, M. L., and McLinden, M. O., NIST Standard Reference Database 23: *Reference Fluid Thermodynamic and Transport Properties-REFPROP*, Version 9.0, National Institute of Standards and Technology, Standard Reference Data Program, Gaithersburg, Maryland, 2010 (<http://www.nist.gov/srd/nist23.cfm>).

	Unit	H ₂ O	D ₂ O
Molar mass	g mol ⁻¹	18.015268	20.02751
Melting point (101.325 kPa)	°C	0.0025	3.81
Boiling point (101.325 kPa)	°C	99.974	101.40
Triple-point temperature	°C	0.01 (exact)	3.82
Triple-point pressure	Pa	611.657	661
Triple-point density (liq)	g cm ⁻³	0.99979	1.1055
Critical temperature	°C	373.946	370.697
Critical pressure	MPa	22.064	21.671
Critical density	g cm ⁻³	0.322	0.356
Maximum density (101.325 kPa)	g cm ⁻³	0.999975	1.1060
Temperature of maximum density	°C	3.98	11.2

PROPERTIES OF SATURATED LIQUID D₂O

Allan H. Harvey

Properties of saturated liquid heavy water, D₂O, are given in this table as a function of temperature from the melting point to the critical point. The vapor pressure was calculated from the formulation of Harvey and Lemmon (Ref. 2). The other properties were generated from the NIST REFPROP program (Ref. 1) and are consistent with formulations adopted for general and scientific use by The International Association for the Properties of Water and Steam (IAPWS). The background for the equation of state used for density and heat capacity is given by Hill et al. (Ref. 3), and the background for the transport property correlations is given by Matsunaga and Nagashima (Ref. 4). The unpublished surface tension correlation and the other IAPWS formulations may be found on the IAPWS Web site (<http://www.iapws.org>). The temperature scale is ITS-90. Additional calculations at state points not listed below can be obtained by using the REFPROP program (<http://www.nist.gov/srd/nist23.htm>). The properties are

P : vapor pressure η : viscosity
 ρ : density λ : thermal conductivity
 C_p : isobaric heat capacity σ : surface tension

References

1. Lemmon, E.W., Huber, M.L., and McLinden, M.O., NIST Standard Reference Database 23: Reference Fluid Thermodynamic and Transport Properties-REFPROP, Version 9.0, National Institute of Standards and Technology, Standard Reference Data Program, Gaithersburg, Maryland, 2010 (www.nist.gov/srd/nist23.cfm).
2. Harvey, A. H. and Lemmon, E. W., *J. Phys. Chem. Ref. Data* 31, 173, 2002.
3. Hill, P. G., MacMillan, R. D. C., and Lee, V., *J. Phys. Chem. Ref. Data* 11, 1, 1982.
4. Matsunaga, N. and Nagashima, A., *J. Phys. Chem. Ref. Data* 12, 933, 1983.

$t/^{\circ}\text{C}$	P/kPa	$\rho/\text{kg m}^{-3}$	$C_p/\text{kJ kg}^{-1}\text{ K}^{-1}$	$\eta/\text{mPa s}$	$\lambda/\text{W m}^{-1}\text{ K}^{-1}$	$\sigma/\text{mN m}^{-1}$
3.82	0.661	1105.5	4.211	2.086	0.565	74.93
10	1.026	1106.0	4.231	1.679	0.575	74.06
20	1.999	1105.3	4.243	1.247	0.589	72.61
30	3.702	1103.2	4.240	0.972	0.600	71.09
40	6.550	1099.9	4.232	0.785	0.610	69.52
50	11.12	1095.6	4.220	0.651	0.618	67.89
60	18.20	1090.5	4.207	0.552	0.625	66.21
70	28.81	1084.6	4.194	0.476	0.629	64.47
80	44.24	1078.1	4.181	0.416	0.633	62.67
90	66.09	1071.0	4.170	0.368	0.635	60.82
100	96.30	1063.3	4.161	0.329	0.636	58.93
110	137.1	1055.1	4.155	0.296	0.636	56.98
120	191.3	1046.4	4.153	0.269	0.635	54.99
130	261.8	1037.2	4.155	0.247	0.632	52.95
140	352.0	1027.5	4.162	0.227	0.629	50.87
150	465.8	1017.2	4.174	0.210	0.625	48.75
160	607.3	1006.5	4.190	0.195	0.620	46.59
170	781.1	995.2	4.212	0.182	0.614	44.39
180	992.0	983.4	4.240	0.171	0.607	42.16
190	1246	971.1	4.273	0.161	0.600	39.90
200	1547	958.2	4.313	0.152	0.592	37.61
210	1903	944.7	4.360	0.144	0.583	35.29
220	2319	930.5	4.415	0.136	0.574	32.95
230	2802	915.7	4.479	0.130	0.563	30.59
240	3359	900.1	4.554	0.123	0.553	28.22
250	3998	883.7	4.643	0.118	0.541	25.84
260	4725	866.4	4.750	0.112	0.529	23.45
270	5550	848.0	4.880	0.107	0.516	21.07
280	6480	828.4	5.038	0.103	0.502	18.69
290	7525	807.5	5.237	0.098	0.488	16.33
300	8694	784.8	5.490	0.094	0.473	13.99
310	9998	760.1	5.823	0.089	0.458	11.68

$t/^{\circ}\text{C}$	P/kPa	$\rho/\text{kg m}^{-3}$	$C_p/\text{kJ kg}^{-1}\text{K}^{-1}$	$\eta/\text{mPa s}$	$\lambda/\text{W m}^{-1}\text{K}^{-1}$	$\sigma/\text{mN m}^{-1}$
320	11449	732.7	6.281	0.085	0.442	9.428
330	13059	702.0	6.952	0.080	0.425	7.238
340	14845	666.5	8.041	0.075	0.408	5.141
350	16824	623.3	10.17	0.069	0.391	3.173
360	19024	565.1	16.41	0.062	0.382	1.405
370	21487	430.7	268.8	0.046	0.548	0.0467
370.697	21671	356.0				0

PROPERTIES OF ICE AND SUPERCOOLED WATER

Allan H. Harvey

The common form of ice at ambient pressure is hexagonal ice, designated as ice Ih (see phase diagram in Section 12). The data given here refer to that form, at standard atmospheric pressure (101.325 kPa). Data have been taken from the references indicated, which in most cases are formulations based on critical evaluation of available experimental data. Most properties are sensitive to the method of preparation of the sample, because air and other gases are sometimes occluded. For this reason, there is often disagreement among values in the literature. For all properties except the dielectric constant of ice, the cited reference contains information on the uncertainty of the property.

References

1. Wagner, W., and Pruß, A., *J. Phys. Chem. Ref. Data* 31, 387, 2002.
2. Feistel, R., and Wagner, W., *J. Phys. Chem. Ref. Data* 35, 1021, 2006.
3. International Association for the Properties of Water and Steam (IAPWS), *Revised Release on the Equation of State 2006 for H₂O Ice Ih* (2009), available from <http://www.iapws.org>.
4. Andersson, O., and Inaba, A., *Phys. Chem. Chem. Phys.* 7, 1441, 2005.
5. Slack, G. A., *Phys. Rev. B* 22, 3065, 1980.
6. Wörz, O., and Cole, R. H., *J. Chem. Phys.* 51, 1546, 1969.

Density of Supercooled Water (Ref. 1)

$t/^{\circ}\text{C}$	$\rho/\text{g cm}^{-3}$
0	0.9998
-5	0.9993
-10	0.9981
-15	0.9963
-20	0.9936
-25	0.9896
-30	0.9838

Phase Transition Properties (Ref. 2)

$$\Delta_{\text{fus}} H(0^{\circ}\text{C}) = 333.4 \text{ J g}^{-1}$$

$$\Delta_{\text{subl}} H(0^{\circ}\text{C}) = 2834 \text{ J g}^{-1}$$

Thermophysical Properties of Ice I_h

ρ : mass density (Refs. 2, 3)
 α_v : cubic expansion coefficient, $\alpha_v = -(1/V)(\partial V/\partial T)_p$ (Refs. 2, 3)
 κ_s : isentropic compressibility, $\kappa_s = -(1/V)(\partial V/\partial p)_s$ (Refs. 2, 3)
 c_p : specific heat capacity at constant pressure (Refs. 2, 3)
 λ : thermal conductivity (Refs. 4, 5)
 ϵ : static dielectric constant (relative permittivity) (Ref. 6)

$t/^{\circ}\text{C}$	$\rho/\text{g cm}^{-3}$	$10^3 \alpha_v/\text{K}^{-1}$	κ_s/GPa^{-1}	$c_p/\text{J g}^{-1} \text{K}^{-1}$	$\lambda/\text{W m}^{-1} \text{K}^{-1}$	ϵ
0	0.9167	0.160	0.114	2.10	2.16	91.2
-10	0.9182	0.155	0.113	2.02	2.26	95.1
-20	0.9196	0.150	0.111	1.95	2.38	99.4
-30	0.9209	0.144	0.110	1.88	2.50	104.1
-40	0.9222	0.138	0.108	1.80	2.63	109.2
-50	0.9235	0.132	0.107	1.73	2.77	115.0
-60	0.9247	0.126	0.106	1.66	2.93	121.4
-80	0.9269	0.111	0.103	1.52	3.27	136.6
-100	0.9288	0.095	0.101	1.38	3.69	
-120	0.9304	0.078	0.099	1.25	4.2	
-140	0.9317	0.060	0.097	1.11	4.9	
-160	0.9326	0.041	0.096	0.97	5.7	
-180	0.9332	0.025	0.095	0.82	7.0	
-200	0.9336	0.013	0.095	0.65	8.9	
-220	0.9337	0.0050	0.095	0.47	12.2	
-240	0.9338	0.0012	0.095	0.27	20	
-260	0.9338	0.00008	0.095	0.036		

VAPOR PRESSURE OF ICE

The values of the vapor (sublimation) pressure of ice Ih were calculated from the equation recommended by the International Association for the Properties of Water and Steam (IAPWS) in 2008. See Refs. 1 and 2 for details on the uncertainty in different temperature ranges. The first entry in the table is the triple point of water, whose pressure has an uncertainty of 0.010 Pa.

References

1. International Association for the Properties of Water and Steam (IAPWS), *Revised Release on the Pressure along the Melting and Sublimation Curves of Ordinary Water Substance* (2011), available from <http://www.iapws.org>.
2. Wagner, W., Riethmann, T., Feistel, R., and Harvey, A. H., New Equations for the Sublimation Pressure and Melting Pressure of H₂O Ice Ih, *J. Phys. Chem. Ref. Data* 40, 043103, 2011.

$t/^{\circ}\text{C}$	p/Pa	$t/^{\circ}\text{C}$	p/Pa	$t/^{\circ}\text{C}$	p/Pa	$t/^{\circ}\text{C}$	p/Pa	$t/^{\circ}\text{C}$	p/Pa
0.01	611.657	-10	259.87	-22	85.08	-50	3.938	-130	8.75×10^{-7}
0	611.15	-11	237.71	-24	69.89	-55	2.094	-140	3.62×10^{-8}
-1	562.66	-12	217.29	-26	57.24	-60	1.081	-150	9.00×10^{-10}
-2	517.70	-13	198.49	-28	46.72	-65	0.541	-160	1.18×10^{-11}
-3	476.04	-14	181.19	-30	38.01	-70	0.262	-170	6.80×10^{-14}
-4	437.45	-15	165.27	-32	30.81	-75	0.122	-180	1.32×10^{-16}
-5	401.74	-16	150.65	-34	24.89	-80	5.48×10^{-2}	-190	5.89×10^{-20}
-6	368.71	-17	137.22	-36	20.04	-90	9.68×10^{-3}	-200	3.31×10^{-24}
-7	338.17	-18	124.90	-38	16.07	-100	1.40×10^{-3}	-210	8.86×10^{-30}
-8	309.95	-19	113.60	-40	12.84	-110	1.61×10^{-4}	-220	2.06×10^{-37}
-9	283.91	-20	103.24	-45	7.203	-120	1.41×10^{-5}		

T/K	p/Pa	T/K	p/Pa	T/K	p/Pa	T/K	p/Pa	T/K	p/Pa
273.16	611.657	265	305.91	250	76.01	215	1.386	130	1.20×10^{-8}
273.15	611.15	264	280.18	248	62.33	210	0.702	120	2.48×10^{-10}
273	603.65	263	256.43	246	50.95	205	0.344	110	2.57×10^{-12}
272	555.70	262	234.54	244	41.51	200	0.163	100	1.09×10^{-14}
271	511.25	261	214.37	242	33.70	190	3.24×10^{-2}	90	1.39×10^{-17}
270	470.06	260	195.80	240	27.27	180	5.39×10^{-3}	80	3.50×10^{-21}
269	431.92	258	163.00	235	15.81	170	7.30×10^{-4}	70	8.58×10^{-26}
268	396.62	256	135.30	230	8.947	160	7.73×10^{-5}	60	6.51×10^{-32}
267	363.97	254	111.98	225	4.939	150	6.10×10^{-6}	50	1.93×10^{-40}
266	333.79	252	92.40	220	2.654	140	3.37×10^{-7}		

MELTING POINT OF ICE AS A FUNCTION OF PRESSURE

This table gives the melting temperature of ice at various pressures, calculated from the equation for the ice Ih – liquid water phase boundary recommended by the International Association for the Properties of Water and Steam (IAPWS) in 2008. See Refs. 1 and 2 for information on the solid/liquid transitions for high-pressure forms of ice. IAPWS gives the following locations for the triple points where equilibrium exists among two ice forms and liquid water:

ice I – ice III	208.566 MPa	-21.985 °C
ice III – ice V	350.1 MPa	-16.986 °C
ice V – ice VI	632.4 MPa	0.16 °C
ice VI – ice VII	2216 MPa	81.85 °C

References

1. International Association for the Properties of Water and Steam (IAPWS), *Revised Release on the Pressure along the Melting and Sublimation Curves of Ordinary Water Substance* (2011), available from <http://www.iapws.org>.
2. Wagner, W., Riethmann, T., Feistel, R., and Harvey, A. H., New Equations for the Sublimation Pressure and Melting Pressure of H₂O Ice Ih, *J. Phys. Chem. Ref. Data* 40, 043103, 2011.

p/MPa	$t/^{\circ}\text{C}$	p/MPa	$t/^{\circ}\text{C}$	p/MPa	$t/^{\circ}\text{C}$
0.000 612	0.01	20	-1.54	90	-7.91
0.1	0.0026	30	-2.36	100	-8.94
1	-0.064	40	-3.21	120	-11.09
2	-0.14	50	-4.09	140	-13.35
5	-0.37	60	-5.00	160	-15.73
10	-0.75	70	-5.94	180	-18.22
15	-1.14	80	-6.91	200	-20.83

PERMITTIVITY (DIELECTRIC CONSTANT) OF WATER AT VARIOUS FREQUENCIES

The permittivity of liquid water in the radiofrequency and microwave regions can be represented by the Debye equation (References 1 and 2):

$$\epsilon' = \epsilon_{\infty} + \frac{\epsilon_s - \epsilon_{\infty}}{1 + \omega^2 \tau^2}$$

$$\epsilon'' = \frac{(\epsilon_s - \epsilon_{\infty})\omega\tau}{1 + \omega^2 \tau^2}$$

where $\epsilon = \epsilon' + i\epsilon''$ is the (complex) relative permittivity (i.e., the absolute permittivity divided by the permittivity of free space $\epsilon_0 = 8.854 \cdot 10^{-12} \text{ F m}^{-1}$). Here ϵ_s is the static permittivity (see Reference 3 and the table "Thermophysical Properties of Water and Steam" in this Section); ϵ_{∞} is a parameter describing the permittivity in the high frequency limit; τ is the relaxation time for molecular orientation; and $\omega = 2\pi f$ is the angular frequency. The values in this table have been calculated from parameters given in Reference 2:

	0 °C	25 °C	50 °C
ϵ_{∞}	5.7	5.2	4.0
τ/ps	17.67	8.27	4.75

Other useful quantities that can be calculated from the values in the table are the loss tangent:

$$\tan \delta = \epsilon'' / \epsilon'$$

and the absorption coefficient α which describes the power attenuation per unit length ($P = P_0 e^{-\alpha l}$):

$$\alpha = \frac{\pi f \epsilon''}{c \sqrt{\epsilon'}}$$

and c is the speed of light. The last equation is valid when $\epsilon''/\epsilon' \ll 1$.

References

1. Fernández, D. P., Mulev, Y., Goodwin, A. R. H., and Levelt Sengers, J. M. H., *J. Phys. Chem. Ref. Data*, 24, 33, 1995.
2. Kaatze, U., *J. Chem. Eng. Data*, 34, 371, 1989.
3. Archer, D. G., and Wang, P., *J. Phys. Chem. Ref. Data*, 12, 817, 1983.

Frequency	0 °C		25 °C		50 °C	
	ϵ'	ϵ''	ϵ'	ϵ''	ϵ'	ϵ''
0	87.90	0.00	78.36	0.00	69.88	0.00
1 kHz	87.90	0.00	78.36	0.00	69.88	0.00
1 MHz	87.90	0.01	78.36	0.00	69.88	0.00
10 MHz	87.90	0.09	78.36	0.04	69.88	0.02
100 MHz	87.89	0.91	78.36	0.38	69.88	0.20
200 MHz	87.86	1.82	78.35	0.76	69.88	0.39
500 MHz	87.65	4.55	78.31	1.90	69.87	0.98
1 GHz	86.90	9.01	78.16	3.79	69.82	1.96
2 GHz	84.04	17.39	77.58	7.52	69.65	3.92
3 GHz	79.69	24.64	76.62	11.13	69.36	5.85
4 GHz	74.36	30.49	75.33	14.58	68.95	7.75
5 GHz	68.54	34.88	73.73	17.81	68.45	9.62
10 GHz	42.52	40.88	62.81	29.93	64.49	18.05
20 GHz	19.56	30.78	40.37	36.55	52.57	28.99
30 GHz	12.50	22.64	26.53	33.25	40.57	32.74
40 GHz	9.67	17.62	18.95	28.58	31.17	32.43
50 GHz	8.28	14.34	14.64	24.53	24.42	30.47

THERMOPHYSICAL PROPERTIES OF AIR

Eric W. Lemmon

These tables summarize the thermophysical properties of air in the liquid and gaseous states as calculated from the pseudo-pure fluid equation of state of Lemmon et al. (2000). The first table refers to liquid and gaseous air at equilibrium as a function of temperature. The tabulated properties are the bubble-point pressure (i.e., pressure at which boiling begins as the pressure of the liquid is lowered); the dew-point pressure (i.e., pressure at which condensation begins as the pressure of the gas is raised); density (ρ); enthalpy (H); entropy (S); isochoric heat capacity (C_v); isobaric heat capacity (C_p); speed of sound (u); viscosity (η); and thermal conductivity (λ). The first line of identical temperatures is the bubble-point (liquid) and the second line is the dew point (vapor). The normal boiling point of air, i.e., the temperature at which the bubble-point pressure reaches 1 standard atmosphere (1.01325 bar), is 78.90 K (−194.25 °C).

The second table gives the properties of air along various isobars. An entry with non-integer temperatures in the isobar section indicates a phase transition (liquid–vapor) at these temperatures; property values are then given for both phases. These are identified by the high densities in the liquid and the low densities in the vapor. Additional calculations at state points not listed below can be obtained by using the NIST program REFPROP (<http://www.nist.gov/srd/nist23.cfm>).

In the range from the solidification point to 873 K at pressures to 70 MPa, the estimated uncertainty of density values calculated with the equation of state is 0.1%. The estimated uncertainty of calculated speed-of-sound values is 0.2%, and that for calculated heat capacities is 1%. At temperatures above 873 K and 70 MPa, the estimated uncertainty of calculated density values is 0.5%, increasing to 1.0% at 2000 K and 2000 MPa.

References

1. Lemmon, E. W., Jacobsen, R. T., Penoncello, S. G., and Friend, D. G., Thermodynamic Properties of Air and Mixtures of Nitrogen, Argon, and Oxygen from 60 to 2000 K at Pressures to 2000 MPa, *J. Phys. Chem. Ref. Data* 29, 331, 2000.
2. Lemmon, E. W., and Jacobsen, R. T., Viscosity and Thermal Conductivity Equations for Nitrogen, Oxygen, Argon, and Air, *Int. J. Thermophys.* 25, 21, 2004.
3. Lemmon, E. W., Huber, M. L., and McLinden, M. O., NIST Standard Reference Database 23: Reference Fluid Thermodynamic and Transport Properties—REFPROP, Version 9.0, National Institute of Standards and Technology, Standard Reference Data Program, Gaithersburg, MD, 2010 (www.nist.gov/srd/nist23.cfm).

Thermophysical Properties of Air along the Boiling and Condensation Curves

T K	P MPa	ρ kg m ^{−3}	H kJ kg ^{−1}	S kJ kg ^{−1} K ^{−1}	C_v kJ kg ^{−1} K ^{−1}	C_p kJ kg ^{−1} K ^{−1}	u m s ^{−1}	η μPa s	λ mW m ^{−1} K ^{−1}
59.75	0.005265	957.6	−36.66	−0.5306	1.174	1.901	1030.	376.6	171.4
59.75	0.002432	0.1421	185.5	3.340	0.7184	1.009	154.8	4.220	5.294
60	0.005546	956.5	−36.19	−0.5226	1.173	1.901	1028.	371.9	171.0
60	0.002584	0.1504	185.8	3.326	0.7186	1.009	155.1	4.238	5.320
62	0.008270	948.2	−32.38	−0.4603	1.157	1.901	1012.	336.9	167.8
62	0.004111	0.2318	187.7	3.225	0.7198	1.012	157.6	4.386	5.529
64	0.01200	939.9	−28.58	−0.3999	1.143	1.902	995.8	306.3	164.5
64	0.006325	0.3460	189.6	3.132	0.7212	1.015	160.0	4.532	5.739
66	0.01699	931.5	−24.77	−0.3414	1.129	1.903	979.1	279.4	161.3
66	0.009442	0.5018	191.5	3.047	0.7230	1.019	162.3	4.679	5.950
68	0.02352	923.0	−20.95	−0.2846	1.115	1.906	962.2	255.7	158.0
68	0.01371	0.7089	193.4	2.968	0.7252	1.024	164.5	4.825	6.162
70	0.03191	914.4	−17.13	−0.2293	1.102	1.908	945.1	234.8	154.7
70	0.01943	0.9785	195.2	2.896	0.7277	1.030	166.7	4.970	6.376
72	0.04250	905.7	−13.31	−0.1756	1.090	1.912	927.7	216.3	151.4
72	0.02692	1.322	197.0	2.828	0.7305	1.037	168.7	5.115	6.592
74	0.05566	897.0	−9.468	−0.1232	1.078	1.917	910.0	199.9	148.1
74	0.03655	1.753	198.7	2.766	0.7338	1.046	170.6	5.260	6.810
76	0.07179	888.1	−5.617	−0.07209	1.067	1.923	892.1	185.2	144.8
76	0.04870	2.285	200.4	2.708	0.7375	1.055	172.5	5.405	7.031
78	0.09129	879.1	−1.751	−0.02217	1.056	1.930	873.9	172.1	141.5
78	0.06381	2.933	202.0	2.653	0.7416	1.066	174.2	5.549	7.256
80	0.1146	870.0	2.132	0.02665	1.045	1.938	855.4	160.4	138.2
80	0.08232	3.711	203.6	2.602	0.7460	1.078	175.8	5.694	7.485
82	0.1422	860.7	6.036	0.07444	1.035	1.948	836.7	149.8	134.8
82	0.1047	4.635	205.1	2.554	0.7510	1.092	177.4	5.839	7.719
84	0.1745	851.3	9.962	0.1213	1.025	1.959	817.6	140.2	131.4
84	0.1315	5.724	206.5	2.509	0.7563	1.108	178.8	5.984	7.959
86	0.2121	841.7	13.91	0.1673	1.016	1.972	798.2	131.5	128.1
86	0.1631	6.993	207.8	2.466	0.7620	1.125	180.0	6.131	8.206
88	0.2553	832.0	17.90	0.2125	1.007	1.986	778.6	123.6	124.8

<i>T</i> K	<i>P</i> MPa	ρ kg m ⁻³	<i>H</i> kJ kg ⁻¹	<i>S</i> kJ kg ⁻¹ K ⁻¹	<i>C_v</i> kJ kg ⁻¹ K ⁻¹	<i>C_p</i> kJ kg ⁻¹ K ⁻¹	<i>u</i> m s ⁻¹	η μPa s	λ mW m ⁻¹ K ⁻¹
88	0.2002	8.464	209.1	2.425	0.7682	1.144	181.2	6.278	8.461
90	0.3048	822.0	21.91	0.2569	0.9984	2.003	758.5	116.4	121.4
90	0.2432	10.16	210.3	2.386	0.7748	1.166	182.2	6.427	8.725
92	0.3609	811.8	25.97	0.3007	0.9902	2.022	738.2	109.7	118.0
92	0.2927	12.09	211.4	2.349	0.7817	1.190	183.1	6.578	9.001
94	0.4243	801.4	30.06	0.3439	0.9825	2.044	717.5	103.6	114.6
94	0.3493	14.29	212.3	2.313	0.7891	1.217	183.8	6.732	9.289
96	0.4954	790.7	34.21	0.3866	0.9752	2.069	696.5	97.88	111.2
96	0.4136	16.78	213.2	2.279	0.7969	1.248	184.5	6.889	9.593
98	0.5749	779.7	38.41	0.4288	0.9684	2.098	675.0	92.57	107.8
98	0.4861	19.60	214.0	2.246	0.8052	1.282	184.9	7.050	9.915
100	0.6631	768.4	42.66	0.4707	0.9619	2.131	653.3	87.61	104.4
100	0.5674	22.76	214.6	2.213	0.8138	1.320	185.3	7.215	10.26
102	0.7608	756.7	46.98	0.5122	0.9560	2.168	631.1	82.94	101.0
102	0.6582	26.32	215.1	2.182	0.8230	1.363	185.5	7.387	10.63
104	0.8684	744.6	51.38	0.5535	0.9505	2.212	608.5	78.53	97.62
104	0.7590	30.31	215.5	2.151	0.8326	1.413	185.6	7.566	11.02
106	0.9864	732.1	55.86	0.5947	0.9456	2.262	585.5	74.35	94.25
106	0.8706	34.78	215.7	2.120	0.8429	1.470	185.5	7.754	11.46
108	1.116	719.1	60.44	0.6358	0.9412	2.321	562.1	70.36	90.89
108	0.9934	39.79	215.8	2.089	0.8537	1.536	185.2	7.952	11.94
110	1.256	705.5	65.12	0.6769	0.9375	2.390	538.2	66.54	87.55
110	1.128	45.41	215.6	2.059	0.8653	1.614	184.9	8.163	12.47
112	1.409	691.2	69.93	0.7182	0.9345	2.472	513.9	62.87	84.24
112	1.276	51.73	215.2	2.028	0.8777	1.708	184.3	8.391	13.07
114	1.575	676.2	74.87	0.7598	0.9324	2.571	489.0	59.31	80.96
114	1.437	58.84	214.6	1.997	0.8912	1.821	183.6	8.637	13.76
116	1.755	660.3	79.98	0.8019	0.9312	2.693	463.5	55.85	77.72
116	1.612	66.88	213.8	1.965	0.9059	1.961	182.7	8.909	14.56
118	1.948	643.4	85.29	0.8447	0.9312	2.847	437.3	52.47	74.52
118	1.801	76.04	212.6	1.932	0.9220	2.139	181.7	9.210	15.50
120	2.156	625.1	90.83	0.8885	0.9327	3.048	410.2	49.13	71.36
120	2.007	86.55	211.0	1.898	0.9402	2.374	180.4	9.552	16.63
122	2.379	605.3	96.66	0.9338	0.9363	3.323	382.0	45.81	68.24
122	2.229	98.76	208.9	1.861	0.9608	2.694	179.1	9.946	18.04
124	2.617	583.3	102.9	0.9811	0.9427	3.723	352.3	42.46	65.17
124	2.468	113.2	206.3	1.821	0.9847	3.157	177.5	10.41	19.85
126	2.872	558.3	109.7	1.032	0.9537	4.367	320.4	39.01	62.18
126	2.727	130.6	202.9	1.777	1.013	3.882	175.8	10.98	22.29
128	3.143	528.3	117.3	1.088	0.9728	5.589	285.0	35.33	59.44
128	3.006	152.6	198.3	1.725	1.049	5.166	174.0	11.72	25.84
130	3.429	488.3	126.7	1.157	1.010	8.849	243.7	31.07	58.05
130	3.308	182.7	191.7	1.660	1.096	8.033	171.9	12.77	31.81
132	3.723	411.2	142.6	1.273	1.117	35.04	189.1	24.47	67.80
132	3.646	235.4	179.7	1.556	1.168	20.65	169.4	14.80	47.00
132.63	3.785	302.6	164.5	1.437				17.83	

Thermophysical Properties of Air along Various Isobars

<i>T</i> K	ρ kg m ⁻³	<i>H</i> kJ kg ⁻¹	<i>S</i> kJ kg ⁻¹ K ⁻¹	<i>C_v</i> kJ kg ⁻¹ K ⁻¹	<i>C_p</i> kJ kg ⁻¹ K ⁻¹	<i>u</i> m s ⁻¹	η μPa s	λ mW m ⁻¹ K ⁻¹
<i>P</i> = 0.1 MPa (1 bar)								
60	956.7	−36.11	−0.5230	1.173	1.901	1029.	372.4	171.1
78.79	875.5	−0.2237	−0.002818	1.051	1.933	866.7	167.4	140.2
81.61	4.442	204.8	2.563	0.7500	1.089	177.1	5.811	7.673
100	3.557	224.3	2.779	0.7282	1.040	198.2	7.107	9.469
120	2.938	244.9	2.966	0.7211	1.022	218.3	8.457	11.38
140	2.507	265.2	3.123	0.7184	1.014	236.4	9.750	13.24
160	2.188	285.5	3.258	0.7172	1.011	253.2	10.99	15.05

T K	ρ kg m^{-3}	H kJ kg^{-1}	S $\text{kJ kg}^{-1} \text{K}^{-1}$	C_v $\text{kJ kg}^{-1} \text{K}^{-1}$	C_p $\text{kJ kg}^{-1} \text{K}^{-1}$	u m s^{-1}	η $\mu\text{Pa s}$	λ $\text{mW m}^{-1} \text{K}^{-1}$
180	1.942	305.6	3.377	0.7166	1.008	268.8	12.18	16.80
200	1.746	325.8	3.483	0.7163	1.007	283.5	13.33	18.50
220	1.586	345.9	3.579	0.7163	1.006	297.4	14.44	20.16
240	1.453	366.0	3.667	0.7164	1.006	310.7	15.51	21.77
260	1.341	386.2	3.747	0.7168	1.006	323.4	16.55	23.35
280	1.245	406.3	3.822	0.7173	1.006	335.6	17.56	24.88
300	1.161	426.4	3.891	0.7181	1.007	347.4	18.54	26.38
320	1.089	446.5	3.956	0.7192	1.007	358.7	19.49	27.85
340	1.024	466.7	4.018	0.7206	1.009	369.6	20.41	29.29
360	0.9674	486.9	4.075	0.7223	1.010	380.3	21.32	30.71
380	0.9164	507.1	4.130	0.7243	1.012	390.5	22.20	32.09
400	0.8706	527.4	4.182	0.7266	1.014	400.5	23.06	33.45
500	0.6964	629.5	4.410	0.7426	1.030	446.4	27.09	39.94
600	0.5803	733.6	4.599	0.7641	1.051	487.1	30.77	46.01
700	0.4974	839.9	4.763	0.7879	1.075	523.9	34.18	51.76
800	0.4352	948.6	4.908	0.8117	1.099	557.8	37.37	57.25
900	0.3869	1060.	5.039	0.8340	1.121	589.6	40.39	62.54
1000	0.3482	1173.	5.158	0.8540	1.141	619.6	43.28	67.68

 $P = 0.5 \text{ MPa (5 bar)}$

60	957.3	-35.80	-0.5248	1.173	1.900	1031.	374.6	171.4
80	870.9	2.387	0.02430	1.046	1.934	858.5	161.4	138.6
96.12	790.0	34.46	0.3892	0.9748	2.071	695.2	97.55	111.0
98.36	20.14	214.1	2.240	0.8067	1.288	185.0	7.079	9.974
100	19.65	216.2	2.261	0.7967	1.261	187.4	7.192	10.10
120	15.48	239.6	2.475	0.7461	1.115	212.4	8.542	11.81
140	12.94	261.4	2.643	0.7311	1.068	232.8	9.834	13.58
160	11.17	282.5	2.784	0.7245	1.045	250.9	11.07	15.32
180	9.842	303.3	2.906	0.7213	1.032	267.4	12.26	17.04
200	8.811	323.8	3.014	0.7195	1.025	282.6	13.41	18.71
220	7.981	344.3	3.112	0.7186	1.020	297.0	14.51	20.34
240	7.297	364.6	3.200	0.7182	1.017	310.6	15.58	21.94
260	6.724	385.0	3.282	0.7182	1.015	323.5	16.62	23.50
280	6.235	405.2	3.357	0.7185	1.014	335.9	17.62	25.02
300	5.813	425.5	3.427	0.7191	1.013	347.8	18.60	26.51
320	5.446	445.8	3.492	0.7200	1.013	359.3	19.54	27.97
340	5.123	466.0	3.553	0.7213	1.013	370.3	20.47	29.41
360	4.836	486.3	3.611	0.7229	1.014	381.0	21.37	30.81
380	4.580	506.6	3.666	0.7248	1.016	391.3	22.24	32.19
400	4.350	526.9	3.718	0.7271	1.018	401.3	23.10	33.55
500	3.477	629.3	3.947	0.7429	1.032	447.3	27.13	40.02
600	2.897	733.5	4.137	0.7643	1.053	488.0	30.80	46.07
700	2.483	840.0	4.301	0.7881	1.076	524.8	34.20	51.80
800	2.173	948.8	4.446	0.8119	1.100	558.7	37.40	57.29
900	1.932	1060.	4.577	0.8341	1.122	590.5	40.42	62.58
1000	1.739	1173.	4.696	0.8542	1.142	620.4	43.30	67.71

 $P = 1 \text{ MPa (10 bar)}$

60	958.0	-35.42	-0.5271	1.174	1.898	1033.	377.2	171.7
80	872.2	2.720	0.02129	1.047	1.930	862.5	162.8	139.1
100	770.1	42.76	0.4673	0.9623	2.119	658.2	88.33	105.0
106.22	730.7	56.36	0.5992	0.9451	2.268	583.0	73.90	93.88
108.10	40.07	215.8	2.088	0.8543	1.540	185.2	7.963	11.96
120	33.48	232.3	2.233	0.7844	1.285	204.0	8.718	12.59
140	27.02	256.3	2.419	0.7481	1.148	228.2	9.978	14.11
160	22.94	278.7	2.568	0.7341	1.093	248.1	11.20	15.74
180	20.03	300.2	2.695	0.7273	1.065	265.7	12.38	17.38
200	17.83	321.3	2.806	0.7236	1.048	281.7	13.51	19.00
220	16.09	342.2	2.906	0.7216	1.038	296.6	14.61	20.60
240	14.68	362.9	2.996	0.7204	1.031	310.6	15.67	22.17

<i>T</i> K	<i>ρ</i> kg m ⁻³	<i>H</i> kJ kg ⁻¹	<i>S</i> kJ kg ⁻¹ K ⁻¹	<i>C_v</i> kJ kg ⁻¹ K ⁻¹	<i>C_p</i> kJ kg ⁻¹ K ⁻¹	<i>u</i> m s ⁻¹	<i>η</i> μPa s	<i>λ</i> mW m ⁻¹ K ⁻¹
260	13.50	383.5	3.078	0.7199	1.026	323.8	16.70	23.70
280	12.50	403.9	3.154	0.7199	1.023	336.4	17.70	25.21
300	11.64	424.4	3.224	0.7203	1.021	348.4	18.67	26.68
320	10.90	444.8	3.290	0.7211	1.020	360.0	19.62	28.13
340	10.25	465.2	3.352	0.7222	1.019	371.1	20.54	29.55
360	9.668	485.6	3.410	0.7237	1.019	381.9	21.43	30.95
380	9.153	506.0	3.465	0.7255	1.020	392.3	22.31	32.32
400	8.690	526.4	3.518	0.7277	1.022	402.3	23.16	33.67
500	6.943	629.1	3.747	0.7434	1.034	448.5	27.18	40.11
600	5.784	733.5	3.937	0.7646	1.054	489.2	30.84	46.15
700	4.957	840.0	4.101	0.7884	1.077	526.0	34.24	51.87
800	4.338	948.9	4.247	0.8121	1.100	559.9	37.43	57.35
900	3.857	1060.	4.378	0.8343	1.122	591.5	40.45	62.63
1000	3.472	1173.	4.497	0.8543	1.142	621.5	43.33	67.75
<i>P</i> = 2 MPa (20 bar)								
60.11 ^a	959.1	-34.44	-0.5282	1.175	1.895	1037.	380.5	172.2
80	874.6	3.390	0.01535	1.048	1.921	870.2	165.5	140.1
100	775.0	43.09	0.4576	0.9636	2.086	672.5	90.43	106.6
118.52	638.8	86.69	0.8559	0.9314	2.894	430.4	51.60	73.71
119.94	86.20	211.0	1.899	0.9396	2.365	180.5	9.540	16.59
120	86.03	211.2	1.900	0.9382	2.354	180.7	9.542	16.57
140	59.88	244.8	2.161	0.7883	1.387	218.3	10.44	15.68
160	48.61	270.5	2.333	0.7545	1.213	242.7	11.55	16.80
180	41.54	294.0	2.471	0.7396	1.139	262.8	12.67	18.21
200	36.52	316.3	2.589	0.7319	1.100	280.3	13.77	19.69
220	32.70	338.0	2.692	0.7275	1.076	296.2	14.84	21.19
240	29.66	359.4	2.785	0.7249	1.060	310.8	15.88	22.68
260	27.18	380.5	2.870	0.7235	1.050	324.6	16.89	24.16
280	25.11	401.4	2.947	0.7228	1.042	337.6	17.88	25.62
300	23.34	422.2	3.019	0.7227	1.037	349.9	18.84	27.06
320	21.82	442.9	3.086	0.7231	1.033	361.7	19.77	28.47
340	20.49	463.5	3.148	0.7240	1.031	373.0	20.68	29.87
360	19.32	484.1	3.207	0.7253	1.030	383.9	21.57	31.24
380	18.27	504.7	3.263	0.7269	1.029	394.4	22.44	32.59
400	17.34	525.3	3.315	0.7290	1.029	404.5	23.29	33.93
500	13.84	628.6	3.546	0.7442	1.039	450.8	27.28	40.31
600	11.52	733.4	3.737	0.7653	1.057	491.5	30.93	46.30
700	9.878	840.2	3.902	0.7889	1.079	528.3	34.32	52.00
800	8.646	949.3	4.047	0.8125	1.102	562.1	37.49	57.46
900	7.689	1061.	4.178	0.8346	1.123	593.7	40.50	62.73
1000	6.923	1174.	4.298	0.8546	1.143	623.6	43.38	67.84
<i>P</i> = 5 MPa (50 bar)								
60.64 ^a	961.4	-31.10	-0.5246	1.176	1.886	1048.	386.2	173.3
80	881.7	5.437	-0.001766	1.054	1.898	892.1	173.5	143.0
100	788.3	44.27	0.4311	0.9681	2.009	710.6	96.44	111.1
120	665.1	87.67	0.8256	0.9194	2.429	496.8	57.06	79.02
140	321.3	172.5	1.467	1.049	8.515	199.5	19.25	43.18
160	151.4	240.7	1.930	0.8269	1.916	231.8	13.80	22.96
180	116.7	273.4	2.123	0.7785	1.453	258.2	14.14	22.02
200	97.93	300.6	2.267	0.7569	1.288	279.4	14.90	22.54
220	85.43	325.5	2.385	0.7451	1.205	297.7	15.77	23.49
240	76.25	349.0	2.488	0.7381	1.155	314.0	16.68	24.62
260	69.12	371.8	2.579	0.7338	1.123	328.8	17.60	25.83
280	63.36	394.0	2.661	0.7312	1.101	342.7	18.52	27.09
300	58.59	415.8	2.736	0.7297	1.085	355.6	19.42	28.39
320	54.55	437.4	2.806	0.7291	1.074	367.9	20.31	29.69
340	51.07	458.8	2.871	0.7292	1.065	379.6	21.18	30.98
360	48.05	480.1	2.932	0.7298	1.059	390.7	22.04	32.27

T K	ρ kg m ⁻³	H kJ kg ⁻¹	S kJ kg ⁻¹ K ⁻¹	C_v kJ kg ⁻¹ K ⁻¹	C_p kJ kg ⁻¹ K ⁻¹	u m s ⁻¹	η μPa s	λ mW m ⁻¹ K ⁻¹
380	45.38	501.2	2.989	0.7310	1.055	401.4	22.88	33.55
400	43.01	522.3	3.043	0.7327	1.052	411.7	23.70	34.81
500	34.21	627.4	3.277	0.7466	1.052	458.3	27.61	40.97
600	28.48	733.2	3.470	0.7671	1.066	498.9	31.20	46.83
700	24.42	840.8	3.636	0.7903	1.085	535.4	34.55	52.43
800	21.39	950.4	3.782	0.8136	1.106	569.0	37.69	57.83
900	19.03	1062.	3.914	0.8356	1.127	600.3	40.68	63.04
1000	17.14	1176.	4.034	0.8554	1.146	629.9	43.54	68.12

$P = 10 \text{ MPa (100 bar)}$

61.52 ^a	965.2	-25.55	-0.5187	1.177	1.871	1064.	395.1	175.0
80	892.4	8.950	-0.02831	1.063	1.868	925.2	186.8	147.5
100	806.9	46.73	0.3930	0.9767	1.924	763.5	105.8	117.8
120	706.1	86.65	0.7565	0.9192	2.094	591.1	67.00	89.01
140	573.7	132.1	1.106	0.8916	2.517	418.1	41.82	63.61
160	397.0	188.0	1.479	0.8787	2.882	297.6	24.99	43.38
180	273.3	238.0	1.774	0.8267	2.098	283.1	19.31	32.89
200	214.1	274.8	1.968	0.7908	1.646	296.3	18.16	29.63
220	179.9	305.4	2.114	0.7701	1.434	312.4	18.17	28.80
240	157.0	332.8	2.233	0.7574	1.317	328.0	18.60	28.89
260	140.2	358.3	2.336	0.7492	1.245	342.7	19.20	29.38
280	127.3	382.7	2.426	0.7439	1.196	356.5	19.90	30.15
300	116.9	406.3	2.507	0.7404	1.162	369.5	20.64	31.12
320	108.3	429.3	2.582	0.7383	1.138	381.8	21.40	32.15
340	101.0	451.8	2.650	0.7372	1.120	393.5	22.17	33.22
360	94.80	474.1	2.714	0.7369	1.106	404.6	22.95	34.33
380	89.36	496.1	2.773	0.7374	1.096	415.3	23.72	35.45
400	84.57	517.9	2.829	0.7384	1.088	425.6	24.49	36.58
500	67.06	625.7	3.070	0.7505	1.073	471.8	28.19	42.26
600	55.82	733.3	3.266	0.7699	1.080	511.9	31.67	47.84
700	47.90	842.0	3.433	0.7926	1.095	547.8	34.94	53.26
800	42.00	952.4	3.581	0.8155	1.113	580.8	38.04	58.52
900	37.42	1065.	3.713	0.8372	1.132	611.6	40.99	63.64
1000	33.75	1179.	3.833	0.8568	1.150	640.7	43.81	68.64

$P = 20 \text{ MPa (200 bar)}$

63.24 ^a	972.3	-14.49	-0.5069	1.180	1.847	1094.	411.4	178.4
80	911.3	16.25	-0.07568	1.081	1.825	982.1	213.1	155.4
100	836.2	52.71	0.3311	0.9948	1.827	846.0	123.1	128.7
120	755.9	89.57	0.6670	0.9334	1.864	711.9	82.28	103.9
140	668.7	127.4	0.9589	0.8906	1.926	589.6	58.52	82.08
160	575.8	166.5	1.220	0.8606	1.977	491.8	43.00	65.18
180	484.9	206.0	1.452	0.8365	1.946	428.0	33.22	53.43
200	407.6	243.6	1.651	0.8143	1.808	397.2	27.80	46.02
220	348.5	278.1	1.815	0.7956	1.642	387.6	25.12	41.70
240	304.6	309.5	1.952	0.7812	1.506	388.7	23.92	39.30
260	271.5	338.6	2.068	0.7705	1.405	394.7	23.48	37.98
280	245.7	365.9	2.169	0.7627	1.331	402.8	23.47	37.46
300	225.0	392.0	2.259	0.7572	1.277	412.0	23.70	37.57
320	208.0	417.1	2.340	0.7532	1.236	421.5	24.08	37.94
340	193.7	441.5	2.414	0.7506	1.204	431.1	24.56	38.47
360	181.5	465.3	2.482	0.7491	1.180	440.6	25.10	39.13
380	170.9	488.7	2.546	0.7485	1.161	450.0	25.68	39.88
400	161.7	511.7	2.605	0.7486	1.146	459.2	26.29	40.69
500	128.3	624.0	2.856	0.7575	1.108	501.8	29.49	45.27
600	107.0	734.4	3.057	0.7753	1.103	539.5	32.69	50.19
700	92.10	845.1	3.227	0.7969	1.112	573.7	35.78	55.18
800	80.99	957.0	3.377	0.8191	1.126	605.2	38.75	60.13
900	72.34	1070.	3.510	0.8402	1.142	634.8	41.61	65.02
1000	65.41	1185.	3.631	0.8594	1.157	662.8	44.36	69.84

T K	ρ kg m ⁻³	H kJ kg ⁻¹	S kJ kg ⁻¹ K ⁻¹	C_v kJ kg ⁻¹ K ⁻¹	C_p kJ kg ⁻¹ K ⁻¹	u m s ⁻¹	η μPa s	λ mW m ⁻¹ K ⁻¹
$P = 50 \text{ MPa (500 bar)}$								
68.21 ^a	991.5	18.30	-0.4728	1.192	1.793	1173.	450.9	187.5
80	955.5	39.24	-0.1896	1.128	1.761	1112.	292.7	174.1
100	895.9	73.98	0.1982	1.043	1.715	1012.	171.6	152.8
120	837.8	107.9	0.5077	0.9811	1.680	920.9	118.9	133.2
140	781.1	141.2	0.7643	0.9342	1.649	839.4	90.60	115.9
160	726.2	173.9	0.9826	0.8983	1.619	770.2	72.86	101.0
180	673.9	205.9	1.171	0.8706	1.586	714.1	60.73	88.73
200	624.9	237.3	1.337	0.8488	1.549	670.6	52.14	79.05
220	579.8	267.9	1.482	0.8313	1.509	638.1	45.98	71.65
240	539.0	297.7	1.612	0.8171	1.467	614.7	41.60	66.11
260	502.4	326.6	1.728	0.8057	1.425	598.5	38.49	61.97
280	470.0	354.7	1.832	0.7964	1.385	588.0	36.32	58.99
300	441.2	382.0	1.926	0.7890	1.349	581.7	34.82	57.07
320	415.6	408.7	2.012	0.7832	1.316	578.4	33.83	55.77
340	392.9	434.7	2.091	0.7787	1.287	577.4	33.19	54.93
360	372.7	460.2	2.164	0.7754	1.262	578.1	32.82	54.41
380	354.6	485.2	2.232	0.7731	1.241	580.0	32.66	54.15
400	338.2	509.8	2.295	0.7717	1.223	582.9	32.64	54.07
500	276.1	629.0	2.561	0.7749	1.168	604.1	33.85	55.45
600	234.6	744.6	2.772	0.7890	1.148	629.5	36.00	58.34
700	204.6	859.2	2.948	0.8080	1.147	655.5	38.46	61.93
800	181.8	974.2	3.102	0.8285	1.154	681.0	41.00	65.86
900	163.8	1090.	3.238	0.8483	1.164	705.9	43.55	69.98
1000	149.2	1207.	3.362	0.8665	1.175	730.1	46.07	74.20

^a Freezing point for the liquid state.

THERMOPHYSICAL PROPERTIES OF FLUIDS

Eric W. Lemmon

These tables give thermodynamic and transport properties of a variety of fluids, as generated from the equations of state presented in the references below. The properties tabulated are pressure (P), density (ρ), enthalpy (H), entropy (S), isochoric heat capacity (C_v), isobaric heat capacity (C_p), speed of sound (u), viscosity (η), thermal conductivity (λ), and static dielectric constant (D). All extensive properties are given on a mass basis. Not all properties are included for every substance. The references should be consulted for information on the uncertainties.

Values are given first along the saturation line. The first two points are the properties at the triple point. The final line gives the properties at the critical point. Two lines are given for each temperature (except at the critical point); the first line gives the values of the liquid phase (note the high density) and the second line gives the values of the vapor phase (at low densities). Following the saturation tables, values are given as a function of temperature for several isobars. A duplicate entry in the isobar section indicates a phase transition (liquid–vapor) at that temperature; property values are then given for both phases. The phase can be determined by noting the sharp decrease in density between two successive temperature entries; all lines above this point refer to the liquid phase, and all lines below refer to the gas phase. If there is no sharp discontinuity in density, all data in the table refer to the supercritical region (*i.e.*, the isobar is above the critical pressure). If the first temperature in the isobars is not an integer, this state point refers to the properties of the liquid at the melting line.

All temperatures are given on ITS-90, except those for oxygen (Ref. 16) and helium (Ref. 13), where the source equations of state still use the IPTS-68 temperature scale. Nitrogen, oxygen, and argon use a reference state based on zero enthalpy in the gas phase at 0 K; parahydrogen, helium, methane, and ethane use a reference state of zero enthalpy and entropy at the saturated liquid state at the normal boiling point; and propane and carbon dioxide use a reference state of 200 kJ kg⁻¹ and 1 kJ kg⁻¹ K⁻¹, respectively, at -40 °C. Additional calculations at state points not listed below and for fluids not contained here can be obtained at the NIST Chemistry WebBook website (webbook.nist.gov/chemistry/fluid/), or by using the NIST Standard Reference Data program REFPROP (Ref. 9).

References

1. Arp, V.D., McCarty, R.D., and Friend, D.G., Thermophysical Properties of Helium-4 from 0.8 to 1500 K with Pressures to 2000 MPa, NIST Technical Note 1334 (revised), 1998.
2. Buecker, D. and Wagner, W., A Reference Equation of State for the Thermodynamic Properties of Ethane for Temperatures from the Melting Line to 675 K and Pressures up to 900 MPa, *J. Phys. Chem. Ref. Data*, 35, 205, 2006.
3. Friend, D.G., Ely, J.F., and Ingham, H., Tables for the Thermophysical Properties of Methane, NIST Technical Note 1325, 1989.
4. Friend, D.G., Ingham, H., and Ely, J.F., Thermophysical Properties of Ethane, *J. Phys. Chem. Ref. Data*, 20, 275, 1991.
5. Hands, B.A. and Arp, V.D., A Correlation of Thermal Conductivity Data for Helium, *Cryogenics*, 21, 697, 1981.
6. Harvey, A.H. and Lemmon, E.W., Method for Estimating the Dielectric Constant of Natural Gas Mixtures, *Int. J. Thermophys.*, 26, 31, 2005.
7. Leachman, J.W., Jacobsen, R.T., Lemmon, E.W., and Penoncello, S.G., Fundamental Equations of State for Parahydrogen, Normal Hydrogen, and Orthohydrogen, submitted to *J. Phys. Chem. Ref. Data*, 38, 721, 2009.
8. Lemmon, E.W. and Jacobsen, R.T., Viscosity and Thermal Conductivity Equations for Nitrogen, Oxygen, Argon, and Air, *Int. J. Thermophys.*, 25, 21, 2004.
9. Lemmon, E.W., Huber, M.L., and McLinden, M.O., NIST Standard Reference Database 23: Reference Fluid Thermodynamic and Transport Properties-REFPROP, Version 9.0, National Institute of Standards and Technology, Standard Reference Data Program, Gaithersburg, Maryland, 2010 (www.nist.gov/srd/nist23.cfm).
10. Lemmon, E.W., McLinden, M.O., and Friend, D.G., Thermophysical Properties of Fluid Systems, NIST Chemistry WebBook, NIST Standard Reference Database Number 69, Linstrom, P.J. and Mallard, W.G., Eds., National Institute of Standards and Technology, Gaithersburg, Maryland.
11. Lemmon, E.W., McLinden, M.O., and Wagner, W., Thermodynamic Properties of Propane. III. A Reference Equation of State for Temperatures from the Melting Line to 650 K and Pressures up to 1000 MPa, submitted to *J. Chem. Eng. Data*, 2009.
12. Marsh, K., Perkins, R., and Ramires, M.L.V., Measurement and Correlation of the Thermal Conductivity of Propane from 86 to 600 K at Pressures to 70 MPa, *J. Chem. Eng. Data*, 47, 932, 2002.
13. McCarty, R.D. and Arp, V.D., A New Wide Range Equation of State for Helium, *Adv. Cryo. Eng.*, 35, 1465, 1990.
14. McCarty, R.D. and Weber, L.A., Thermophysical Properties of Parahydrogen from the Freezing Liquid Line to 5000 R for Pressures to 10,000 psia, Natl. Bur. Stand., Tech. Note 617, 1972.
15. Quinones-Cisneros, S.E., Huber, M.L., and Deiters, U.K., Reference Correlation for the Viscosity of Methane, for submission to *J. Phys. Chem. Ref. Data*, 2009.
16. Schmidt, R. and Wagner, W., A New Form of the Equation of State for Pure Substances and its Application to Oxygen, *Fluid Phase Equilib.*, 19, 175, 1985.
17. Setzmann, U. and Wagner, W., A New Equation of State and Tables of Thermodynamic Properties for Methane Covering the Range from the Melting Line to 625 K at Pressures up to 1000 MPa, *J. Phys. Chem. Ref. Data*, 20, 1061, 1991.
18. Span, R. and Wagner, W., A New Equation of State for Carbon Dioxide Covering the Fluid Region from the Triple-Point Temperature to 1100 K at Pressures up to 800 MPa, *J. Phys. Chem. Ref. Data*, 25, 1509, 1996.
19. Span, R., Lemmon, E.W., Jacobsen, R.T., Wagner, W., and Yokozeki, A., A Reference Equation of State for the Thermodynamic Properties of Nitrogen for Temperatures from 63.151 to 1000 K and Pressures to 2200 MPa, *J. Phys. Chem. Ref. Data*, 29, 1361, 2000.
20. Tegeler, Ch., Span, R., and Wagner, W., A New Equation of State for Argon Covering the Fluid Region for Temperatures from the Melting Line to 700 K at Pressures up to 1000 MPa, *J. Phys. Chem. Ref. Data*, 28, 779, 1999.
21. Vogel, E., Kuechenmeister, C., Bich, E., and Laesecke, A., Reference Correlation of the Viscosity of Propane, *J. Phys. Chem. Ref. Data*, 27, 947, 1998.

Nitrogen (N₂)

<i>T</i> K	<i>P</i> MPa	ρ kg m ⁻³	<i>H</i> kJ kg ⁻¹	<i>S</i> kJ kg ⁻¹ K ⁻¹	<i>C_v</i> kJ kg ⁻¹ K ⁻¹	<i>C_p</i> kJ kg ⁻¹ K ⁻¹	<i>u</i> m s ⁻¹	<i>D</i>	η μPa s	λ mW m ⁻¹ K ⁻¹
Saturation										
63.15	0.01252	867.2	-150.7	2.426	1.176	2.000	995.3	1.47003	311.6	173.2
63.15	0.01252	0.6743	64.78	5.838	0.7499	1.058	161.1	1.00032	4.376	5.621
70	0.03854	838.5	-137.0	2.632	1.130	2.014	925.7	1.45241	220.2	159.5
70	0.03854	1.896	71.10	5.605	0.7580	1.082	168.4	1.00089	4.883	6.355
80	0.1369	793.9	-116.6	2.903	1.069	2.056	824.4	1.42541	145.1	139.5
80	0.1369	6.089	79.10	5.349	0.7773	1.145	176.7	1.00286	5.652	7.506
90	0.3605	745.0	-95.52	3.147	1.020	2.141	719.0	1.39622	102.8	119.8
90	0.3605	15.08	84.97	5.153	0.8078	1.266	181.8	1.00710	6.482	8.868
100	0.7783	689.4	-73.21	3.376	0.9832	2.318	605.2	1.36351	75.76	100.1
100	0.7783	31.96	87.77	4.986	0.8548	1.503	183.3	1.01510	7.429	10.73
110	1.466	621.5	-48.49	3.601	0.9667	2.743	476.4	1.32430	55.99	80.44
110	1.466	62.58	85.84	4.823	0.9284	2.062	180.8	1.02974	8.626	13.83
120	2.511	523.4	-17.87	3.851	1.011	4.508	317.3	1.26895	38.43	61.01
120	2.511	125.1	74.17	4.618	1.099	4.631	172.6	1.06012	10.62	21.72
126.19	3.396	313.3	29.23	4.215				1.15559	18.30	
P = 0.1 MPa (1 bar)										
63.17	0.1	867.3	-150.6	2.426	1.176	2.000	995.6	1.47007	311.6	173.3
77.24	0.1	806.6	-122.2	2.831	1.085	2.041	852.5	1.43304	161.4	145.0
77.24	0.1	4.556	77.07	5.412	0.7710	1.123	174.7	1.00214	5.435	7.174
80	0.1	4.379	80.15	5.451	0.7666	1.112	178.3	1.00206	5.623	7.443
100	0.1	3.437	101.9	5.694	0.7514	1.071	201.6	1.00162	6.958	9.381
120	0.1	2.840	123.2	5.888	0.7466	1.057	222.0	1.00133	8.244	11.27
140	0.1	2.424	144.2	6.050	0.7447	1.050	240.4	1.00114	9.480	13.11
160	0.1	2.116	165.2	6.190	0.7438	1.047	257.3	1.00099	10.67	14.89
180	0.1	1.878	186.1	6.313	0.7433	1.045	273.2	1.00088	11.81	16.61
200	0.1	1.688	207.0	6.423	0.7430	1.043	288.1	1.00079	12.91	18.28
220	0.1	1.534	227.9	6.523	0.7429	1.043	302.3	1.00072	13.97	19.90
240	0.1	1.405	248.7	6.613	0.7428	1.042	315.8	1.00066	15.00	21.48
260	0.1	1.297	269.5	6.697	0.7428	1.042	328.7	1.00061	15.99	23.01
280	0.1	1.204	290.4	6.774	0.7429	1.041	341.2	1.00057	16.96	24.51
300	0.1	1.123	311.2	6.846	0.7432	1.041	353.2	1.00053	17.89	25.97
320	0.1	1.053	332.0	6.913	0.7436	1.042	364.7	1.00049	18.80	27.39
340	0.1	0.9909	352.9	6.976	0.7441	1.042	375.9	1.00047	19.68	28.79
360	0.1	0.9357	373.7	7.036	0.7450	1.043	386.8	1.00044	20.55	30.15
400	0.1	0.8421	415.5	7.146	0.7475	1.045	407.5	1.00040	22.21	32.81
500	0.1	0.6736	520.5	7.380	0.7592	1.056	454.6	1.00032	26.06	39.04
600	0.1	0.5613	627.0	7.574	0.7781	1.075	496.3	1.00026	29.58	44.84
700	0.1	0.4811	735.6	7.741	0.8011	1.098	533.9	1.00023	32.83	50.31
800	0.1	0.4210	846.6	7.890	0.8254	1.122	568.4	1.00020	35.89	55.51
900	0.1	0.3742	960.0	8.023	0.8488	1.146	600.7	1.00018	38.78	60.52
1000	0.1	0.3368	1076.	8.145	0.8705	1.167	631.1	1.00016	41.54	65.36
P = 1 MPa (10 bar)										
63.37	1.0	868.0	-149.5	2.427	1.177	1.995	998.9	1.47049	311.8	173.6
80	1.0	796.3	-116.0	2.896	1.071	2.044	832.3	1.42683	147.3	140.5
100	1.0	690.8	-73.18	3.373	0.9833	2.305	609.4	1.36432	76.26	100.6
103.75	1.0	665.8	-64.33	3.460	0.9739	2.431	559.2	1.34984	67.78	92.74
103.75	1.0	41.33	87.73	4.926	0.8786	1.652	182.8	1.01956	7.835	11.67
120	1.0	32.10	110.9	5.134	0.7980	1.297	208.9	1.01517	8.714	12.49
140	1.0	26.01	135.5	5.324	0.7701	1.177	232.8	1.01227	9.844	14.00
160	1.0	22.11	158.5	5.477	0.7588	1.127	252.9	1.01043	10.96	15.60
180	1.0	19.33	180.7	5.608	0.7531	1.101	270.6	1.00911	12.06	17.21
200	1.0	17.21	202.6	5.723	0.7500	1.085	286.9	1.00811	13.13	18.81
220	1.0	15.54	224.2	5.826	0.7480	1.075	301.9	1.00732	14.16	20.37
240	1.0	14.17	245.6	5.919	0.7468	1.067	316.1	1.00667	15.17	21.90
260	1.0	13.04	266.9	6.005	0.7460	1.062	329.5	1.00614	16.14	23.39

T K	P MPa	ρ kg m ⁻³	H kJ kg ⁻¹	S kJ kg ⁻¹ K ⁻¹	C_v kJ kg ⁻¹ K ⁻¹	C_p kJ kg ⁻¹ K ⁻¹	u m s ⁻¹	D	η μPa s	λ mW m ⁻¹ K ⁻¹
280	1.0	12.07	288.1	6.083	0.7456	1.059	342.4	1.00569	17.09	24.86
300	1.0	11.25	309.2	6.156	0.7454	1.056	354.6	1.00530	18.01	26.29
320	1.0	10.53	330.3	6.224	0.7455	1.054	366.4	1.00496	18.91	27.69
340	1.0	9.901	351.4	6.288	0.7458	1.053	377.8	1.00466	19.79	29.07
360	1.0	9.343	372.4	6.348	0.7464	1.052	388.8	1.00440	20.64	30.42
400	1.0	8.399	414.5	6.459	0.7486	1.052	409.7	1.00395	22.29	33.04
500	1.0	6.711	520.1	6.695	0.7600	1.061	457.0	1.00316	26.13	39.23
600	1.0	5.592	627.0	6.889	0.7786	1.078	498.7	1.00263	29.63	44.99
700	1.0	4.793	735.8	7.057	0.8015	1.100	536.2	1.00226	32.87	50.43
800	1.0	4.195	847.0	7.206	0.8257	1.124	570.7	1.00197	35.92	55.63
900	1.0	3.730	960.6	7.339	0.8492	1.147	602.9	1.00176	38.81	60.62
1000	1.0	3.358	1076.	7.461	0.8708	1.168	633.2	1.00158	41.57	65.45
$P = 10$ MPa (100 bar)										
65.32	10.0	875.0	-138.3	2.441	1.186	1.955	1031.	1.47447	314.0	177.1
80	10.0	818.4	-109.6	2.837	1.093	1.960	904.1	1.43984	169.0	150.4
100	10.0	733.6	-69.89	3.280	0.9997	2.022	734.2	1.38918	93.65	115.9
120	10.0	632.9	-27.82	3.663	0.9401	2.218	559.6	1.33060	58.57	84.11
140	10.0	499.8	20.66	4.036	0.9127	2.676	392.0	1.25566	36.11	57.60
160	10.0	344.2	76.44	4.408	0.8849	2.668	300.8	1.17162	22.40	40.20
180	10.0	248.7	122.6	4.681	0.8407	1.990	294.7	1.12203	18.50	32.06
200	10.0	199.4	158.4	4.870	0.8107	1.628	307.7	1.09701	17.70	29.38
220	10.0	169.4	188.9	5.015	0.7927	1.445	323.2	1.08198	17.74	28.72
240	10.0	148.8	216.7	5.136	0.7813	1.340	338.4	1.07172	18.13	28.87
260	10.0	133.4	242.8	5.240	0.7737	1.273	352.9	1.06415	18.67	29.39
280	10.0	121.4	267.7	5.333	0.7685	1.227	366.6	1.05827	19.29	30.21
300	10.0	111.7	291.9	5.417	0.7649	1.195	379.5	1.05351	19.96	31.14
320	10.0	103.6	315.6	5.493	0.7623	1.171	391.8	1.04958	20.66	32.13
340	10.0	96.80	338.8	5.563	0.7606	1.153	403.6	1.04625	21.37	33.16
360	10.0	90.89	361.7	5.629	0.7596	1.138	414.8	1.04338	22.08	34.21
400	10.0	81.19	406.8	5.748	0.7593	1.119	436.0	1.03869	23.51	36.35
500	10.0	64.50	517.5	5.995	0.7672	1.100	483.1	1.03065	26.99	41.73
600	10.0	53.74	627.6	6.195	0.7841	1.104	523.9	1.02549	30.28	47.00
700	10.0	46.15	738.7	6.367	0.8059	1.118	560.4	1.02187	33.40	52.10
800	10.0	40.49	851.4	6.517	0.8294	1.137	593.8	1.01917	36.35	57.04
900	10.0	36.08	966.1	6.652	0.8523	1.157	625.0	1.01708	39.17	61.85
1000	10.0	32.56	1083.	6.775	0.8735	1.176	654.4	1.01540	41.88	66.54

Oxygen (O₂)

T K	P MPa	ρ kg m ⁻³	H kJ kg ⁻¹	S kJ kg ⁻¹ K ⁻¹	C_v kJ kg ⁻¹ K ⁻¹	C_p kJ kg ⁻¹ K ⁻¹	u m s ⁻¹	D	η μPa s	λ mW m ⁻¹ K ⁻¹
Saturation										
54.36	0.0001463	1306.	-193.6	2.092	1.195	1.673	1123	1.56799	773.6	201.9
54.36	0.0001463	0.01036	49.11	6.557	0.6638	0.9260	140.3	1.00000	4.096	4.420
60	0.0007258	1282.	-184.2	2.257	1.089	1.673	1127.	1.55615	578.1	193.9
60	0.0007258	0.04659	54.19	6.230	0.6817	0.9475	147.0	1.00002	4.553	4.984
70	0.006262	1237.	-167.4	2.516	1.017	1.678	1066.	1.53399	371.8	179.7
70	0.006262	0.3457	63.09	5.809	0.7052	0.9780	158.1	1.00013	5.356	5.992
80	0.03012	1190.	-150.6	2.740	0.9697	1.682	987.4	1.51120	261.2	165.4
80	0.03012	1.468	71.69	5.519	0.6950	0.9743	168.4	1.00054	6.149	7.028
90	0.09935	1142.	-133.7	2.938	0.9296	1.699	905.9	1.48766	195.6	151.0
90	0.09935	4.387	79.55	5.308	0.6758	0.9705	177.3	1.00163	6.936	8.124
100	0.2540	1091.	-116.4	3.118	0.8949	1.738	822.2	1.46295	152.6	136.6
100	0.2540	10.42	86.16	5.144	0.6752	1.006	184.1	1.00387	7.728	9.336
110	0.5434	1035.	-98.64	3.286	0.8658	1.807	734.8	1.43650	121.5	121.9
110	0.5434	21.28	91.05	5.010	0.6988	1.101	188.1	1.00791	8.547	10.75
120	1.022	973.9	-79.90	3.444	0.8430	1.927	641.5	1.40746	97.43	107.2
120	1.022	39.31	93.75	4.892	0.7415	1.276	189.4	1.01465	9.427	12.51

T K	P MPa	ρ kg m ⁻³	H kJ kg ⁻¹	S kJ kg ⁻¹ K ⁻¹	C_v kJ kg ⁻¹ K ⁻¹	C_p kJ kg ⁻¹ K ⁻¹	u m s ⁻¹	D	η μPa s	λ mW m ⁻¹ K ⁻¹
130	1.749	902.5	-59.66	3.600	0.8293	2.153	539.5	1.37432	77.57	92.63
130	1.749	68.37	93.47	4.778	0.8002	1.600	187.8	1.02558	10.45	14.94
140	2.788	813.2	-36.70	3.761	0.8323	2.691	423.1	1.33363	60.22	78.22
140	2.788	116.8	88.47	4.655	0.8834	2.370	182.8	1.04395	11.82	18.98
150	4.219	675.5	-6.671	3.955	0.9057	5.464	273.8	1.27248	42.90	64.19
150	4.219	214.9	72.56	4.483	1.049	6.625	172.8	1.08192	14.72	29.67
154.58	5.043	436.1	32.42	4.201				1.17084	24.84	
$P = 0.1$ MPa (1 bar)										
54.37	0.1	1306.	-193.5	2.092	1.195	1.673	1124.	1.56802	773.8	201.9
60	0.1	1282.	-184.1	2.257	1.089	1.673	1128.	1.55621	578.5	194.0
80	0.1	1191.	-150.6	2.739	0.9699	1.681	987.7	1.51126	261.4	165.5
90.06	0.1	1142.	-133.6	2.939	0.9293	1.699	905.4	1.48751	195.3	151.0
90.06	0.1	4.413	79.60	5.307	0.6757	0.9705	177.4	1.00164	6.940	8.131
100	0.1	3.941	88.99	5.405	0.6527	0.9352	188.4	1.00146	7.712	9.085
120	0.1	3.252	107.6	5.575	0.6543	0.9280	207.3	1.00121	9.219	10.99
140	0.1	2.774	126.1	5.718	0.6530	0.9218	224.6	1.00103	10.67	12.86
160	0.1	2.420	144.5	5.841	0.6519	0.9180	240.5	1.00090	12.07	14.69
180	0.1	2.147	162.8	5.949	0.6513	0.9158	255.4	1.00080	13.41	16.48
200	0.1	1.930	181.1	6.045	0.6512	0.9146	269.3	1.00072	14.72	18.24
220	0.1	1.753	199.4	6.132	0.6516	0.9142	282.6	1.00065	15.98	19.95
240	0.1	1.606	217.7	6.212	0.6525	0.9146	295.2	1.00060	17.20	21.64
260	0.1	1.482	236.0	6.285	0.6539	0.9156	307.2	1.00055	18.38	23.28
280	0.1	1.376	254.3	6.353	0.6560	0.9174	318.7	1.00051	19.53	24.90
300	0.1	1.284	272.7	6.416	0.6587	0.9199	329.7	1.00048	20.65	26.49
320	0.1	1.203	291.1	6.476	0.6621	0.9231	340.3	1.00045	21.74	28.04
340	0.1	1.132	309.6	6.532	0.6661	0.9269	350.5	1.00042	22.80	29.58
360	0.1	1.069	328.2	6.585	0.6707	0.9313	360.4	1.00040	23.84	31.08
400	0.1	0.9622	365.7	6.684	0.6812	0.9416	379.0	1.00036	25.84	34.03
500	0.1	0.7696	461.3	6.897	0.7119	0.9722	421.3	1.00029	30.49	41.05
600	0.1	0.6413	560.1	7.077	0.7432	1.003	458.9	1.00024	34.73	47.66
700	0.1	0.5497	661.9	7.234	0.7710	1.031	493.3	1.00020	38.65	53.97
800	0.1	0.4809	766.2	7.373	0.7945	1.055	525.4	1.00018	42.33	60.02
900	0.1	0.4275	872.6	7.498	0.8140	1.074	555.6	1.00016	45.81	65.87
1000	0.1	0.3848	980.9	7.612	0.8301	1.090	584.3	1.00014	49.12	71.55
$P = 1$ MPa (10 bar)										
54.47	1.0	1307.	-192.8	2.093	1.190	1.669	1127.	1.56831	775.0	202.1
60	1.0	1283.	-183.6	2.254	1.089	1.671	1130.	1.55674	582.7	194.3
80	1.0	1192.	-150.1	2.736	0.9716	1.679	991.1	1.51204	263.6	166.0
100	1.0	1093.	-116.1	3.115	0.8964	1.731	826.8	1.46397	153.9	137.2
119.62	1.0	976.3	-80.64	3.438	0.8438	1.921	645.2	1.40862	98.25	107.8
119.62	1.0	38.46	93.70	4.896	0.7396	1.268	189.4	1.01433	9.392	12.43
120	1.0	38.25	94.18	4.900	0.7355	1.257	190.0	1.01425	9.421	12.45
140	1.0	30.39	116.8	5.075	0.6851	1.065	214.2	1.01131	10.89	13.90
160	1.0	25.65	137.5	5.213	0.6708	1.005	233.7	1.00954	12.29	15.54
180	1.0	22.33	157.2	5.329	0.6631	0.9743	250.8	1.00831	13.64	17.21
200	1.0	19.84	176.5	5.431	0.6590	0.9568	266.3	1.00738	14.94	18.88
220	1.0	17.88	195.5	5.521	0.6571	0.9462	280.6	1.00665	16.20	20.53
240	1.0	16.30	214.4	5.603	0.6566	0.9397	294.0	1.00606	17.41	22.15
260	1.0	14.98	233.1	5.678	0.6572	0.9359	306.6	1.00557	18.59	23.76
280	1.0	13.86	251.8	5.748	0.6586	0.9342	318.5	1.00515	19.73	25.34
300	1.0	12.91	270.5	5.812	0.6609	0.9340	329.9	1.00480	20.85	26.89
320	1.0	12.08	289.2	5.872	0.6640	0.9351	340.8	1.00449	21.93	28.43
340	1.0	11.35	307.9	5.929	0.6677	0.9373	351.2	1.00422	22.99	29.93
360	1.0	10.71	326.7	5.983	0.6720	0.9404	361.2	1.00398	24.02	31.42
400	1.0	9.623	364.5	6.082	0.6823	0.9487	380.1	1.00358	26.01	34.33
500	1.0	7.683	460.7	6.297	0.7126	0.9763	422.7	1.00286	30.63	41.29
600	1.0	6.398	559.8	6.478	0.7436	1.006	460.4	1.00238	34.85	47.86

T K	P MPa	ρ kg m ⁻³	H kJ kg ⁻¹	S kJ kg ⁻¹ K ⁻¹	C_v kJ kg ⁻¹ K ⁻¹	C_p kJ kg ⁻¹ K ⁻¹	u m s ⁻¹	D	η μPa s	λ mW m ⁻¹ K ⁻¹
700	1.0	5.483	661.8	6.635	0.7713	1.033	494.9	1.00204	38.77	54.14
800	1.0	4.798	766.2	6.774	0.7948	1.056	526.9	1.00179	42.43	60.17
900	1.0	4.265	872.8	6.900	0.8142	1.075	557.1	1.00159	45.90	66.00
1000	1.0	3.839	981.1	7.014	0.8303	1.091	585.8	1.00143	49.20	71.67
$P = 10$ MPa (100 bar)										
55.50	10.0	1312.	-185.4	2.103	1.149	1.640	1158.	1.57109	786.0	203.9
60	10.0	1294.	-178.0	2.231	1.092	1.653	1155.	1.56193	625.3	197.9
80	10.0	1207.	-144.8	2.708	0.9885	1.654	1023.	1.51940	285.2	171.5
100	10.0	1116.	-111.6	3.078	0.9136	1.672	877.1	1.47515	169.5	144.8
120	10.0	1015.	-77.51	3.389	0.8571	1.755	727.0	1.42679	112.4	118.1
140	10.0	892.5	-40.64	3.673	0.8191	1.966	564.5	1.36967	75.70	91.70
160	10.0	716.0	4.057	3.970	0.8137	2.659	379.7	1.29022	47.96	66.52
180	10.0	423.3	70.35	4.360	0.8161	3.312	250.9	1.16550	26.07	42.24
200	10.0	277.6	119.7	4.621	0.7506	1.894	259.0	1.10662	20.74	31.77
220	10.0	219.9	152.6	4.778	0.7152	1.462	278.2	1.08384	20.24	29.46
240	10.0	186.7	179.8	4.896	0.6973	1.280	295.8	1.07090	20.67	29.19
260	10.0	164.2	204.3	4.995	0.6878	1.183	311.6	1.06220	21.40	29.67
280	10.0	147.6	227.3	5.080	0.6830	1.124	326.1	1.05578	22.25	30.48
300	10.0	134.6	249.4	5.156	0.6809	1.086	339.4	1.05078	23.15	31.47
320	10.0	124.0	270.8	5.225	0.6809	1.060	351.7	1.04675	24.07	32.56
340	10.0	115.2	291.9	5.289	0.6823	1.042	363.3	1.04339	25.00	33.74
360	10.0	107.8	312.6	5.348	0.6848	1.030	374.2	1.04054	25.92	34.96
400	10.0	95.67	353.5	5.456	0.6923	1.017	394.5	1.03595	27.74	37.45
500	10.0	75.32	454.8	5.682	0.7187	1.015	438.7	1.02825	32.07	43.71
600	10.0	62.44	557.1	5.869	0.7477	1.031	476.8	1.02339	36.10	49.86
700	10.0	53.46	661.2	6.029	0.7743	1.050	511.2	1.02002	39.87	55.84
800	10.0	46.79	767.1	6.170	0.7970	1.069	543.1	1.01752	43.43	61.66
900	10.0	41.63	874.8	6.297	0.8159	1.085	572.9	1.01558	46.80	67.32
1000	10.0	37.51	984.0	6.412	0.8316	1.098	601.2	1.01404	50.03	72.85

Parahydrogen (H₂)

T K	P MPa	ρ kg m ⁻³	H kJ kg ⁻¹	S kJ kg ⁻¹ K ⁻¹	C_v kJ kg ⁻¹ K ⁻¹	C_p kJ kg ⁻¹ K ⁻¹	u m s ⁻¹	D	η μPa s	λ mW m ⁻¹ K ⁻¹
Saturation										
13.80	0.007041	76.98	-53.74	-3.084	5.131	6.924	1263.	1.25267	25.90	75.27
13.80	0.007041	0.1255	396.3	29.52	6.226	10.53	305.6	1.00038	0.6507	10.46
14	0.007884	76.82	-52.36	-2.986	5.158	6.981	1257.	1.25208	25.21	76.86
14	0.007884	0.1388	398.1	29.19	6.236	10.56	307.6	1.00042	0.6669	10.65
16	0.02155	75.13	-37.60	-2.013	5.334	7.659	1210.	1.24585	19.81	90.02
16	0.02155	0.3377	415.8	26.33	6.323	10.87	325.4	1.00102	0.8106	12.60
18	0.04815	73.25	-21.18	-1.068	5.472	8.513	1168.	1.23903	16.22	98.39
18	0.04815	0.6880	431.5	24.08	6.387	11.29	340.7	1.00207	0.9355	14.60
20	0.09341	71.14	-2.692	-1.281	5.637	9.569	1119.	1.23147	13.63	103.0
20	0.09341	1.244	444.5	22.23	6.450	11.92	353.5	1.00375	1.057	16.71
22	0.1635	68.74	18.32	0.8244	5.811	10.86	1059.	1.22301	11.65	104.9
22	0.1635	2.071	454.2	20.64	6.541	12.88	363.7	1.00625	1.182	18.98
24	0.2648	66.01	42.37	1.805	5.974	12.52	989.9	1.21345	10.06	104.7
24	0.2648	3.255	459.7	19.19	6.681	14.40	371.3	1.00984	1.315	21.54
26	0.4038	62.83	70.23	2.832	6.120	14.83	909.3	1.20242	8.725	102.6
26	0.4038	4.924	460.0	17.82	6.890	16.90	376.1	1.01491	1.463	24.53
28	0.5875	58.98	103.2	3.941	6.266	18.57	813.3	1.18922	7.533	98.79
28	0.5875	7.300	453.4	16.45	7.188	21.53	378.2	1.02216	1.634	28.26
30	0.8232	53.98	144.2	5.211	6.472	26.65	693.0	1.17223	6.390	92.78
30	0.8232	10.87	435.7	14.93	7.625	32.58	377.2	1.03313	1.865	33.47
32	1.120	45.90	204.1	6.945	7.010	68.19	522.6	1.14520	5.076	82.53
32	1.120	17.49	392.3	12.83	8.336	92.39	372.0	1.05368	2.337	43.17
32.94	1.286	31.32	295.6	9.625				1.09756	3.512	

T K	P MPa	ρ kg m ⁻³	H kJ kg ⁻¹	S kJ kg ⁻¹ K ⁻¹	C_v kJ kg ⁻¹ K ⁻¹	C_p kJ kg ⁻¹ K ⁻¹	u m s ⁻¹	D	η μPa s	λ mW m ⁻¹ K ⁻¹
$P = 0.1$ MPa (1 bar)										
20	0.1	71.14	-2.629	-1.296	5.637	9.566	1119.	1.23150	13.63	103.1
20.23	0.1	70.88	-4.432	-0.02096	5.657	9.702	1112.	1.23055	13.38	103.4
20.23	0.1	1.323	445.8	22.04	6.458	12.01	354.8	1.00399	1.071	16.95
40	0.1	0.6157	661.5	29.52	6.218	10.57	521.4	1.00186	2.039	31.85
60	0.1	0.4059	873.1	33.81	6.503	10.72	635.7	1.00122	2.865	45.53
80	0.1	0.3035	1096.	37.02	7.598	11.77	713.9	1.00091	3.566	61.36
100	0.1	0.2425	1348.	39.82	9.277	13.43	772.5	1.00073	4.190	80.43
120	0.1	0.2020	1633.	42.41	10.83	14.98	827.4	1.00061	4.763	101.4
140	0.1	0.1731	1943.	44.80	11.82	15.96	883.4	1.00052	5.301	119.7
160	0.1	0.1514	2267.	46.96	12.21	16.35	940.4	1.00046	5.814	134.8
180	0.1	0.1346	2594.	48.89	12.19	16.32	997.7	1.00041	6.306	146.5
200	0.1	0.1211	2918.	50.60	11.95	16.08	1054.	1.00037	6.780	155.6
220	0.1	0.1101	3237.	52.11	11.63	15.76	1110.	1.00033	7.239	163.4
240	0.1	0.1010	3549.	53.47	11.33	15.46	1163.	1.00030	7.684	170.6
260	0.1	0.09319	3856.	54.70	11.07	15.20	1214.	1.00028	8.118	177.7
280	0.1	0.08654	4157.	55.82	10.87	15.00	1263.	1.00026	8.540	184.9
300	0.1	0.08077	4456.	56.85	10.72	14.85	1310.	1.00024	8.953	192.3
320	0.1	0.07572	4752.	57.80	10.61	14.74	1355.	1.00023	9.357	200.0
340	0.1	0.07127	5045.	58.69	10.53	14.66	1398.	1.00022	9.752	208.0
360	0.1	0.06731	5338.	59.53	10.48	14.61	1439.	1.00020	10.14	216.4
400	0.1	0.06058	5921.	61.06	10.43	14.55	1518.	1.00018	10.89	233.1
500	0.1	0.04847	7374.	64.31	10.40	14.53	1698.	1.00015	12.67	275.0
600	0.1	0.04040	8828.	66.96	10.42	14.55	1859.	1.00012	14.34	317.6
700	0.1	0.03463	10290	69.20	10.48	14.60	2006.	1.00011	15.92	360.8
800	0.1	0.03030	11750	71.16	10.57	14.70	2142.	1.00009	17.43	404.7
900	0.1	0.02693	13230	72.90	10.71	14.83	2268.	1.00008	18.89	449.2
1000	0.1	0.02424	14720	74.47	10.87	14.99	2386.	1.00007	20.30	494.3
$P = 1$ MPa (10 bar)										
20	1.0	72.29	6.046	-3.233	5.634	9.187	1164.	1.23552	14.53	105.1
31.24	1.0	49.65	177.4	6.181	6.718	40.77	596.5	1.15769	5.627	87.27
31.24	1.0	14.31	414.3	13.76	8.017	52.90	374.7	1.04376	2.096	38.44
40	1.0	7.270	590.6	18.85	6.455	14.12	497.2	1.02207	2.228	37.28
60	1.0	4.228	838.4	23.90	6.588	11.70	634.2	1.01279	2.976	48.40
80	1.0	3.072	1075.	27.31	7.645	12.25	717.9	1.00929	3.648	63.68
100	1.0	2.429	1335.	30.19	9.307	13.72	778.4	1.00734	4.255	82.51
120	1.0	2.015	1624.	32.83	10.85	15.17	834.2	1.00609	4.817	103.1
140	1.0	1.723	1938.	35.24	11.84	16.09	890.7	1.00520	5.348	121.2
160	1.0	1.506	2264.	37.42	12.23	16.45	948.1	1.00455	5.854	136.1
180	1.0	1.338	2593.	39.36	12.20	16.40	1006.	1.00404	6.341	147.6
200	1.0	1.204	2918.	41.07	11.96	16.14	1062.	1.00364	6.812	156.7
220	1.0	1.095	3238.	42.60	11.64	15.81	1117.	1.00331	7.268	164.3
240	1.0	1.004	3551.	43.96	11.34	15.50	1171.	1.00303	7.711	171.5
260	1.0	0.9267	3858.	45.19	11.08	15.24	1222.	1.00280	8.143	178.6
280	1.0	0.8607	4161.	46.31	10.88	15.03	1271.	1.00260	8.563	185.7
300	1.0	0.8035	4460.	47.34	10.73	14.87	1317.	1.00243	8.975	193.0
320	1.0	0.7534	4756.	48.30	10.62	14.76	1362.	1.00228	9.377	200.7
340	1.0	0.7093	5050.	49.19	10.54	14.68	1405.	1.00215	9.771	208.7
360	1.0	0.6700	5343.	50.03	10.49	14.62	1446.	1.00203	10.16	217.0
400	1.0	0.6033	5927.	51.56	10.43	14.56	1525.	1.00183	10.91	233.7
500	1.0	0.4830	7381.	54.81	10.41	14.53	1704.	1.00146	12.68	275.5
600	1.0	0.4027	8835.	57.46	10.43	14.55	1865.	1.00122	14.35	318.0
700	1.0	0.3454	10290	59.71	10.48	14.61	2011.	1.00105	15.93	361.2
800	1.0	0.3023	11760	61.66	10.58	14.70	2147.	1.00092	17.44	405.0
900	1.0	0.2688	13230	63.40	10.71	14.83	2272.	1.00082	18.90	449.5
1000	1.0	0.2420	14720	64.97	10.87	15.00	2390.	1.00074	20.30	494.6

T K	P MPa	ρ kg m ⁻³	H kJ kg ⁻¹	S kJ kg ⁻¹ K ⁻¹	C_v kJ kg ⁻¹ K ⁻¹	C_p kJ kg ⁻¹ K ⁻¹	u m s ⁻¹	D	η μPa s	λ mW m ⁻¹ K ⁻¹
$P = 10 \text{ MPa (100 bar)}$										
20	10.0	79.91	98.92	-1.567	5.529	7.566	1467.	1.26244	23.45	120.3
40	10.0	63.19	310.5	5.532	6.665	13.45	1154.	1.20345	8.791	121.8
60	10.0	42.86	617.0	11.71	6.960	16.19	923.2	1.13508	5.594	100.6
80	10.0	29.87	933.6	16.27	7.952	15.47	884.9	1.09289	5.034	96.74
100	10.0	23.01	1244.	19.73	9.546	15.76	904.3	1.07104	5.169	106.3
120	10.0	18.87	1567.	22.67	11.05	16.56	942.4	1.05803	5.497	121.6
140	10.0	16.08	1905.	25.27	12.00	17.11	990.1	1.04932	5.888	136.6
160	10.0	14.06	2249.	27.57	12.37	17.22	1042.	1.04303	6.303	149.4
180	10.0	12.51	2592.	29.59	12.32	17.01	1096.	1.03824	6.727	159.4
200	10.0	11.28	2928.	31.36	12.07	16.63	1150.	1.03445	7.151	167.3
220	10.0	10.28	3257.	32.93	11.74	16.22	1203.	1.03138	7.571	173.9
240	10.0	9.453	3577.	34.32	11.43	15.84	1254.	1.02883	7.985	180.4
260	10.0	8.751	3891.	35.58	11.17	15.52	1303.	1.02667	8.393	186.8
280	10.0	8.149	4199.	36.72	10.96	15.27	1350.	1.02483	8.795	193.3
300	10.0	7.626	4502.	37.77	10.80	15.08	1394.	1.02323	9.189	200.2
320	10.0	7.167	4802.	38.73	10.68	14.94	1437.	1.02183	9.577	207.4
340	10.0	6.762	5100.	39.64	10.60	14.84	1478.	1.02059	9.959	215.0
360	10.0	6.400	5396.	40.48	10.55	14.77	1518.	1.01948	10.33	223.0
400	10.0	5.784	5985.	42.03	10.49	14.68	1593.	1.01761	11.07	239.2
500	10.0	4.665	7447.	45.30	10.45	14.60	1764.	1.01420	12.81	280.0
600	10.0	3.911	8907.	47.96	10.46	14.59	1919.	1.01191	14.46	321.9
700	10.0	3.368	10370	50.21	10.51	14.63	2062.	1.01026	16.02	364.7
800	10.0	2.957	11830	52.17	10.60	14.72	2193.	1.00902	17.52	408.2
900	10.0	2.636	13310	53.91	10.73	14.84	2315.	1.00805	18.97	452.4
1000	10.0	2.378	14800	55.48	10.89	15.00	2430.	1.00727	20.37	497.3

Helium (He-4)

T K	P MPa	ρ kg m ⁻³	H kJ kg ⁻¹	S kJ kg ⁻¹ K ⁻¹	C_v kJ kg ⁻¹ K ⁻¹	C_p kJ kg ⁻¹ K ⁻¹	u m s ⁻¹	D	η μPa s	λ mW m ⁻¹ K ⁻¹
Saturation										
2.177	0.004856	146.2	-7.501	-2.177	6.287	6.318	216.8	1.07842	3.596	13.52
2.177	0.004856	1.146	15.73	8.494	3.470	6.061	83.22	1.00045	0.5376	3.977
2.5	0.01000	145.0	-6.180	-1.620	2.521	2.700	216.0	1.07491	3.746	14.89
2.5	0.01000	2.116	16.97	7.641	3.486	6.258	87.62	1.00082	0.6382	4.765
3	0.02373	141.3	-4.869	-1.177	2.061	2.598	214.3	1.06975	3.694	16.55
3	0.02373	4.428	18.66	6.666	3.452	6.592	93.04	1.00173	0.7961	5.893
3.5	0.04663	136.1	-3.258	-7.324	2.332	3.414	202.4	1.06471	3.511	17.75
3.5	0.04663	8.022	19.95	5.898	3.378	7.122	96.94	1.00315	0.9640	7.060
4	0.08100	128.9	-1.164	-2.439	2.504	4.523	185.7	1.05941	3.278	18.47
4	0.08100	13.41	20.68	5.217	3.284	8.179	99.47	1.00529	1.151	8.356
4.5	0.1292	118.8	1.586	0.3106	2.601	6.776	164.0	1.05319	3.010	18.77
4.5	0.1292	21.76	20.52	4.519	3.179	10.96	100.8	1.00865	1.372	10.04
5	0.1945	100.8	5.854	1.081	2.709	20.24	133.0	1.04367	2.634	19.28
5	0.1945	38.21	18.18	3.547	3.053	29.09	101.6	1.01543	1.687	13.60
5.195	0.2275	69.64	11.87	2.183				1.02904	2.129	
$P = 0.1 \text{ MPa (1 bar)}$										
20	0.1	2.408	108.5	13.94	3.121	5.250	264.3	1.00093	3.582	26.20
40	0.1	1.200	212.9	17.56	3.119	5.206	373.4	1.00047	5.542	40.44
60	0.1	0.8006	317.0	19.67	3.118	5.198	456.9	1.00031	7.116	52.55
80	0.1	0.6007	420.9	21.16	3.117	5.195	527.2	1.00023	8.503	63.52
100	0.1	0.4807	524.8	22.32	3.117	5.194	589.2	1.00019	9.778	73.71
120	0.1	0.4007	628.7	23.27	3.117	5.194	645.3	1.00016	10.79	83.33
140	0.1	0.3435	732.6	24.07	3.116	5.193	696.9	1.00013	11.94	92.50
160	0.1	0.3006	836.4	24.76	3.116	5.193	744.9	1.00012	13.05	101.3
180	0.1	0.2672	940.3	25.37	3.116	5.193	790.0	1.00010	14.11	109.8
200	0.1	0.2405	1044.	25.92	3.116	5.193	832.7	1.00009	15.14	118.0

T K	P MPa	ρ kg m ⁻³	H kJ kg ⁻¹	S kJ kg ⁻¹ K ⁻¹	C_v kJ kg ⁻¹ K ⁻¹	C_p kJ kg ⁻¹ K ⁻¹	u m s ⁻¹	D	η μPa s	λ mW m ⁻¹ K ⁻¹
220	0.1	0.2187	1148.	26.42	3.116	5.193	873.3	1.00008	16.14	126.0
240	0.1	0.2005	1252.	26.87	3.116	5.193	912.0	1.00008	17.12	133.7
260	0.1	0.1851	1356.	27.28	3.116	5.193	949.2	1.00007	18.08	141.3
280	0.1	0.1718	1460.	27.67	3.116	5.193	985.0	1.00007	19.01	148.7
300	0.1	0.1604	1563.	28.03	3.116	5.193	1020.	1.00006	19.93	156.0
320	0.1	0.1504	1667.	28.36	3.116	5.193	1053.	1.00006	20.83	163.1
340	0.1	0.1415	1771.	28.68	3.116	5.193	1085.	1.00005	21.72	170.1
360	0.1	0.1337	1875.	28.97	3.116	5.193	1117.	1.00005	22.59	177.0
400	0.1	0.1203	2083.	29.52	3.116	5.193	1177.	1.00005	24.29	190.4
500	0.1	0.09626	2602.	30.68	3.116	5.193	1316.	1.00004	28.36	222.3
600	0.1	0.08022	3121.	31.63	3.116	5.193	1442.	1.00003	32.22	252.4
700	0.1	0.06876	3641.	32.43	3.116	5.193	1557.	1.00003	35.89	281.1
800	0.1	0.06017	4160.	33.12	3.116	5.193	1664.	1.00002	39.43	308.5
900	0.1	0.05348	4679.	33.73	3.116	5.193	1765.	1.00002	42.85	335.0
1000	0.1	0.04814	5199.	34.28	3.116	5.193	1861.	1.00002	46.16	360.6
$P = 1 \text{ MPa (10 bar)}$										
20	1.0	24.02	104.1	8.936	3.156	5.728	276.4	1.00938	3.933	29.04
40	1.0	11.72	213.2	12.73	3.143	5.317	384.9	1.00455	5.740	42.01
60	1.0	7.850	318.6	14.87	3.133	5.242	466.8	1.00305	7.269	53.72
80	1.0	5.912	423.1	16.37	3.128	5.217	535.8	1.00229	8.633	64.50
100	1.0	4.745	527.4	17.54	3.125	5.206	596.9	1.00184	9.892	74.60
120	1.0	3.963	631.4	18.48	3.123	5.200	652.2	1.00154	10.90	84.16
140	1.0	3.403	735.4	19.29	3.121	5.197	703.2	1.00132	12.04	93.29
160	1.0	2.982	839.3	19.98	3.120	5.195	750.7	1.00116	13.13	102.1
180	1.0	2.653	943.2	20.59	3.120	5.194	795.4	1.00103	14.19	110.5
200	1.0	2.390	1047.	21.14	3.119	5.194	837.7	1.00093	15.21	118.7
220	1.0	2.174	1151.	21.63	3.119	5.193	878.0	1.00084	16.20	126.7
240	1.0	1.994	1255.	22.09	3.118	5.193	916.5	1.00077	17.17	134.4
260	1.0	1.842	1359.	22.50	3.118	5.193	953.5	1.00071	18.12	142.0
280	1.0	1.711	1463.	22.89	3.118	5.192	989.1	1.00066	19.05	149.4
300	1.0	1.597	1566.	23.24	3.118	5.192	1023.	1.00062	19.96	156.6
320	1.0	1.498	1670.	23.58	3.117	5.192	1057.	1.00058	20.86	163.8
340	1.0	1.410	1774.	23.89	3.117	5.192	1089.	1.00055	21.74	170.7
360	1.0	1.332	1878.	24.19	3.117	5.192	1120.	1.00052	22.61	177.6
400	1.0	1.200	2086.	24.74	3.117	5.192	1180.	1.00047	24.32	191.0
500	1.0	0.9604	2605.	25.90	3.117	5.192	1319.	1.00037	28.38	222.9
600	1.0	0.8007	3124.	26.84	3.116	5.192	1444.	1.00031	32.23	253.0
700	1.0	0.6866	3643.	27.64	3.116	5.192	1559.	1.00027	35.91	281.6
800	1.0	0.6009	4163.	28.34	3.116	5.192	1666.	1.00023	39.44	309.1
900	1.0	0.5342	4682.	28.95	3.116	5.193	1767.	1.00021	42.86	335.5
1000	1.0	0.4809	5201.	29.50	3.116	5.193	1863.	1.00019	46.17	361.1
$P = 10 \text{ MPa (100 bar)}$										
20	10.0	147.2	111.0	3.756	3.286	5.413	497.6	1.06056	6.928	58.72
40	10.0	91.33	225.2	7.703	3.305	5.721	512.2	1.03614	7.483	59.90
60	10.0	65.36	337.4	9.980	3.251	5.506	566.3	1.02560	8.638	68.12
80	10.0	51.09	446.0	11.54	3.215	5.376	620.9	1.01993	9.802	76.83
100	10.0	42.05	552.8	12.74	3.192	5.303	672.3	1.01637	10.93	85.42
120	10.0	35.77	658.4	13.70	3.176	5.261	720.4	1.01391	11.82	93.82
140	10.0	31.14	763.3	14.51	3.165	5.235	765.6	1.01210	12.88	102.0
160	10.0	27.58	867.8	15.21	3.157	5.219	808.5	1.01071	13.89	110.1
180	10.0	24.75	972.1	15.82	3.151	5.208	849.2	1.00961	14.87	118.0
200	10.0	22.46	1076.	16.37	3.146	5.201	888.2	1.00872	15.82	125.7
220	10.0	20.55	1180.	16.86	3.142	5.196	925.6	1.00798	16.75	133.3
240	10.0	18.94	1284.	17.31	3.139	5.193	961.6	1.00735	17.65	140.7
260	10.0	17.57	1388.	17.73	3.137	5.190	996.4	1.00682	18.54	148.0
280	10.0	16.38	1492.	18.11	3.135	5.188	1030.	1.00635	19.41	155.2
300	10.0	15.34	1595.	18.47	3.133	5.187	1063.	1.00595	20.26	162.3

T K	P MPa	ρ kg m ⁻³	H kJ kg ⁻¹	S kJ kg ⁻¹ K ⁻¹	C_v kJ kg ⁻¹ K ⁻¹	C_p kJ kg ⁻¹ K ⁻¹	u m s ⁻¹	D	η μPa s	λ mW m ⁻¹ K ⁻¹
320	10.0	14.43	1699.	18.81	3.132	5.186	1094.	1.00560	21.14	169.2
340	10.0	13.62	1803.	19.12	3.130	5.186	1125.	1.00528	22.01	176.0
360	10.0	12.89	1907.	19.42	3.129	5.185	1155.	1.00500	22.86	182.8
400	10.0	11.65	2114.	19.96	3.127	5.185	1213.	1.00452	24.54	196.0
500	10.0	9.387	2632.	21.12	3.124	5.185	1347.	1.00364	28.56	227.6
600	10.0	7.860	3151.	22.07	3.122	5.186	1469.	1.00305	32.38	257.4
700	10.0	6.760	3670.	22.87	3.121	5.186	1582.	1.00262	36.04	285.9
800	10.0	5.930	4188.	23.56	3.120	5.187	1687.	1.00230	39.56	313.2
900	10.0	5.281	4707.	24.17	3.119	5.188	1786.	1.00205	42.96	339.6
1000	10.0	4.760	5226.	24.72	3.119	5.188	1880.	1.00185	46.26	365.1

Argon (Ar)

T K	P MPa	ρ kg m ⁻³	H kJ kg ⁻¹	S kJ kg ⁻¹ K ⁻¹	C_v kJ kg ⁻¹ K ⁻¹	C_p kJ kg ⁻¹ K ⁻¹	u m s ⁻¹	D	η μPa s	λ mW m ⁻¹ K ⁻¹
Saturation										
83.81	0.06889	1417.	-121.4	1.329	0.5496	1.116	862.4	1.51232	290.2	133.6
83.81	0.06889	4.055	42.28	3.283	0.3247	0.5550	168.1	1.00126	6.856	5.359
90	0.1335	1379.	-114.5	1.409	0.5268	1.121	819.5	1.49650	240.0	124.5
90	0.1335	7.436	44.57	3.176	0.3309	0.5757	172.8	1.00231	7.413	5.835
100	0.3238	1314.	-103.1	1.528	0.4976	1.154	746.9	1.46993	181.3	110.2
100	0.3238	16.86	47.40	3.032	0.3445	0.6269	178.9	1.00525	8.349	6.689
110	0.6653	1243.	-91.13	1.639	0.4747	1.218	669.2	1.44136	140.4	96.41
110	0.6653	33.29	48.84	2.911	0.3633	0.7122	183.0	1.01039	9.366	7.732
120	1.213	1163.	-78.35	1.746	0.4576	1.332	584.2	1.40965	110.2	83.13
120	1.213	60.14	48.41	2.802	0.3893	0.8627	185.1	1.01884	10.54	9.154
130	2.025	1068.	-64.16	1.854	0.4492	1.564	487.9	1.37273	85.86	70.43
130	2.025	103.6	45.30	2.696	0.4275	1.172	184.8	1.03259	12.03	11.45
140	3.168	943.7	-47.16	1.971	0.4598	2.225	371.6	1.32519	63.62	58.06
140	3.168	178.9	37.47	2.576	0.4940	2.104	181.5	1.05677	14.32	16.39
150	4.735	680.4	-17.88	2.159	0.7060	23.58	174.7	1.22816	36.78	57.63
150	4.735	394.5	11.52	2.355	0.8218	35.47	157.0	1.12827	21.18	55.88
150.69	4.863	535.6	-4.332	2.248				1.17684	27.63	
$P = 0.1$ MPa (1 bar)										
83.81	0.1	1417.	-121.4	1.329	0.5496	1.116	862.5	1.51233	290.2	133.6
87.18	0.1	1396.	-117.7	1.373	0.5366	1.117	839.2	1.50375	261.3	128.6
87.18	0.1	5.704	43.57	3.223	0.3279	0.5654	170.8	1.00178	7.157	5.614
100	0.1	4.915	50.69	3.299	0.3206	0.5470	184.2	1.00153	8.234	6.450
120	0.1	4.058	61.49	3.398	0.3161	0.5347	202.8	1.00126	9.878	7.735
140	0.1	3.461	72.12	3.480	0.3144	0.5293	219.6	1.00108	11.48	8.987
160	0.1	3.020	82.68	3.550	0.3135	0.5264	235.1	1.00094	13.03	10.21
180	0.1	2.680	93.19	3.612	0.3131	0.5247	249.6	1.00083	14.53	11.39
200	0.1	2.409	103.7	3.667	0.3128	0.5236	263.2	1.00075	16.00	12.54
220	0.1	2.189	114.1	3.717	0.3127	0.5229	276.2	1.00068	17.42	13.66
240	0.1	2.005	124.6	3.762	0.3125	0.5224	288.5	1.00062	18.80	14.74
260	0.1	1.850	135.0	3.804	0.3125	0.5220	300.3	1.00058	20.15	15.80
280	0.1	1.717	145.5	3.843	0.3124	0.5217	311.7	1.00053	21.46	16.83
300	0.1	1.603	155.9	3.879	0.3124	0.5215	322.7	1.00050	22.74	17.84
320	0.1	1.502	166.3	3.913	0.3124	0.5214	333.3	1.00047	23.99	18.82
340	0.1	1.414	176.8	3.944	0.3123	0.5212	343.5	1.00044	25.21	19.77
360	0.1	1.335	187.2	3.974	0.3123	0.5211	353.5	1.00042	26.40	20.71
400	0.1	1.201	208.0	4.029	0.3123	0.5209	372.7	1.00037	28.70	22.52
500	0.1	0.9608	260.1	4.145	0.3123	0.5207	416.6	1.00030	34.08	26.73
600	0.1	0.8006	312.2	4.240	0.3122	0.5206	456.4	1.00025	39.00	30.57
700	0.1	0.6862	364.2	4.320	0.3122	0.5205	493.0	1.00021	43.56	34.13
800	0.1	0.6004	416.3	4.390	0.3122	0.5205	527.0	1.00019	47.82	37.46
900	0.1	0.5337	468.3	4.451	0.3122	0.5204	558.9	1.00017	51.85	40.60
1000	0.1	0.4803	520.3	4.506	0.3122	0.5204	589.1	1.00015	55.69	43.58

T K	P MPa	ρ kg m ⁻³	H kJ kg ⁻¹	S kJ kg ⁻¹ K ⁻¹	C_v kJ kg ⁻¹ K ⁻¹	C_p kJ kg ⁻¹ K ⁻¹	u m s ⁻¹	D	η μPa s	λ mW m ⁻¹ K ⁻¹
$P = 1$ MPa (10 bar)										
84.04	1.0	1418.	-120.8	1.330	0.5498	1.113	865.3	1.51276	291.1	134.0
100	1.0	1316.	-102.8	1.525	0.4984	1.148	751.6	1.47104	183.1	110.9
116.60	1.0	1191.	-82.82	1.710	0.4627	1.285	614.1	1.42088	119.7	87.58
116.60	1.0	49.55	48.81	2.839	0.3795	0.8007	184.6	1.01550	10.12	8.608
120	1.0	47.20	51.45	2.861	0.3682	0.7559	189.3	1.01476	10.37	8.732
140	1.0	37.75	65.11	2.967	0.3375	0.6350	212.1	1.01179	11.87	9.704
160	1.0	31.93	77.31	3.048	0.3266	0.5907	230.5	1.00997	13.36	10.80
180	1.0	27.83	88.89	3.116	0.3214	0.5686	246.8	1.00868	14.83	11.90
200	1.0	24.74	100.1	3.176	0.3185	0.5556	261.6	1.00772	16.26	13.00
220	1.0	22.31	111.1	3.228	0.3168	0.5473	275.3	1.00696	17.65	14.07
240	1.0	20.33	122.0	3.275	0.3157	0.5417	288.3	1.00634	19.01	15.12
260	1.0	18.69	132.8	3.319	0.3149	0.5376	300.5	1.00583	20.34	16.15
280	1.0	17.30	143.5	3.358	0.3144	0.5346	312.2	1.00539	21.64	17.16
300	1.0	16.11	154.2	3.395	0.3140	0.5324	323.4	1.00502	22.90	18.14
320	1.0	15.08	164.8	3.429	0.3137	0.5306	334.2	1.00470	24.14	19.10
340	1.0	14.17	175.4	3.462	0.3135	0.5292	344.7	1.00441	25.35	20.04
360	1.0	13.37	186.0	3.492	0.3133	0.5280	354.7	1.00416	26.53	20.96
400	1.0	12.01	207.1	3.547	0.3131	0.5263	374.1	1.00374	28.82	22.75
500	1.0	9.593	259.6	3.664	0.3127	0.5239	418.3	1.00299	34.16	26.92
600	1.0	7.988	311.9	3.760	0.3126	0.5227	458.1	1.00249	39.06	30.73
700	1.0	6.846	364.1	3.840	0.3125	0.5220	494.6	1.00213	43.61	34.27
800	1.0	5.990	416.3	3.910	0.3124	0.5215	528.6	1.00186	47.87	37.58
900	1.0	5.325	468.4	3.971	0.3124	0.5212	560.5	1.00166	51.90	40.71
1000	1.0	4.793	520.6	4.026	0.3124	0.5210	590.7	1.00149	55.72	43.68
$P = 10$ MPa (100 bar)										
86.27	10.0	1428.	-114.2	1.333	0.5519	1.085	891.3	1.51685	300.0	137.1
100	10.0	1349.	-99.27	1.493	0.5089	1.093	805.9	1.48430	205.8	118.6
120	10.0	1222.	-76.82	1.698	0.4650	1.163	674.3	1.43296	130.0	93.55
140	10.0	1066.	-52.01	1.888	0.4374	1.349	527.4	1.37161	85.36	70.81
160	10.0	833.6	-20.15	2.100	0.4356	1.970	357.8	1.28395	50.84	49.64
180	10.0	491.9	26.15	2.373	0.4254	2.091	259.3	1.16159	27.88	30.35
200	10.0	337.7	57.55	2.539	0.3815	1.215	267.7	1.10910	23.43	23.57
220	10.0	270.9	78.52	2.639	0.3585	0.9257	283.7	1.08686	22.90	21.77
240	10.0	231.2	95.59	2.713	0.3457	0.7960	299.0	1.07382	23.22	21.31
260	10.0	204.0	110.7	2.774	0.3379	0.7240	313.1	1.06491	23.87	21.39
280	10.0	183.6	124.7	2.826	0.3327	0.6789	326.1	1.05829	24.68	21.73
300	10.0	167.6	138.0	2.872	0.3290	0.6481	338.4	1.05312	25.58	22.19
320	10.0	154.6	150.7	2.913	0.3264	0.6261	350.0	1.04892	26.53	22.78
340	10.0	143.7	163.1	2.950	0.3243	0.6095	361.0	1.04542	27.51	23.43
360	10.0	134.4	175.1	2.985	0.3228	0.5967	371.6	1.04245	28.49	24.11
400	10.0	119.4	198.6	3.046	0.3205	0.5784	391.5	1.03765	30.48	25.50
500	10.0	94.09	255.0	3.173	0.3174	0.5540	436.1	1.02957	35.35	29.04
600	10.0	78.03	309.8	3.272	0.3159	0.5423	475.7	1.02448	39.97	32.48
700	10.0	66.80	363.7	3.355	0.3151	0.5357	511.7	1.02093	44.34	35.76
800	10.0	58.47	417.0	3.427	0.3145	0.5317	545.1	1.01830	48.47	38.88
900	10.0	52.03	470.0	3.489	0.3142	0.5290	576.4	1.01628	52.40	41.86
1000	10.0	46.88	522.8	3.545	0.3139	0.5271	606.0	1.01466	56.16	44.71

Methane (CH₄)

T K	P MPa	ρ kg m ⁻³	H kJ kg ⁻¹	S kJ kg ⁻¹ K ⁻¹	C_v kJ kg ⁻¹ K ⁻¹	C_p kJ kg ⁻¹ K ⁻¹	u m s ⁻¹	D	η μPa s	λ mW m ⁻¹ K ⁻¹
Saturation										
90.69	0.01170	451.5	-71.82	-7.099	2.168	3.368	1539.	1.67721	193.4	211.2
90.69	0.01170	0.2507	472.4	5.291	1.574	2.110	249.1	1.00031	3.585	8.776
100	0.03438	438.9	-40.27	-3.793	2.114	3.408	1452.	1.65478	151.1	199.6
100	0.03438	0.6746	490.2	4.925	1.589	2.146	260.1	1.00082	3.914	9.910

T K	P MPa	ρ kg m ⁻³	H kJ kg ⁻¹	S kJ kg ⁻¹ K ⁻¹	C_v kJ kg ⁻¹ K ⁻¹	C_p kJ kg ⁻¹ K ⁻¹	u m s ⁻¹	D	η μPa s	λ mW m ⁻¹ K ⁻¹
110	0.08813	424.8	-5.813	-0.05217	2.064	3.469	1355.	1.62995	121.0	186.1
110	0.08813	1.598	508.0	4.619	1.611	2.205	270.0	1.00196	4.273	11.22
120	0.1914	409.9	29.41	0.2521	2.020	3.549	1253.	1.60408	98.68	172.0
120	0.1914	3.262	524.0	4.374	1.639	2.293	277.8	1.00399	4.636	12.66
130	0.3673	394.0	65.63	0.5385	1.980	3.658	1148.	1.57683	81.29	157.7
130	0.3673	5.980	537.7	4.170	1.674	2.421	283.1	1.00733	5.008	14.28
140	0.6412	376.9	103.2	0.8116	1.945	3.813	1038.	1.54771	67.35	143.5
140	0.6412	10.15	548.3	3.991	1.717	2.611	285.9	1.01248	5.398	16.15
150	1.040	357.9	142.6	1.076	1.919	4.047	920.8	1.51599	55.99	129.2
150	1.040	16.33	555.2	3.827	1.773	2.908	286.0	1.02013	5.827	18.38
160	1.592	336.3	184.8	1.338	1.904	4.435	795.4	1.48045	46.55	115.0
160	1.592	25.38	557.1	3.664	1.847	3.419	283.0	1.03144	6.335	21.23
170	2.328	310.5	231.2	1.605	1.910	5.187	657.5	1.43870	38.45	100.5
170	2.328	38.97	551.5	3.490	1.956	4.459	276.7	1.04861	7.012	25.34
180	3.285	276.2	285.9	1.899	1.967	7.292	497.0	1.38453	30.92	85.50
180	3.285	61.38	532.8	3.271	2.140	7.574	266.0	1.07739	8.127	33.50
190	4.519	200.8	378.3	2.369	2.602	94.01	250.3	1.27031	20.34	94.07
190	4.519	125.2	459.0	2.794	2.855	140.8	238.5	1.16274	12.24	120.5
190.56	4.599	162.7	415.6	2.562				1.21521	15.91	
$P = 0.1 \text{ MPa (1 bar)}$										
90.72	0.1	451.5	-71.60	-7.097	2.168	3.367	1539.	1.67726	193.6	211.2
100	0.1	438.9	-40.17	-3.798	2.114	3.408	1453.	1.65487	151.2	199.6
111.51	0.1	422.6	-5.573	-0.04967	2.057	3.480	1340.	1.62612	117.2	184.0
111.51	0.1	1.795	510.6	4.579	1.615	2.216	271.3	1.00220	4.327	11.43
120	0.1	1.655	529.2	4.740	1.594	2.174	282.8	1.00202	4.668	12.35
140	0.1	1.403	572.1	5.071	1.574	2.129	307.6	1.00172	5.449	14.65
160	0.1	1.221	614.5	5.354	1.568	2.110	330.0	1.00149	6.213	16.98
180	0.1	1.081	656.6	5.602	1.568	2.104	350.7	1.00132	6.963	19.32
200	0.1	0.9709	698.7	5.824	1.574	2.106	370.0	1.00119	7.697	21.65
220	0.1	0.8812	740.9	6.025	1.587	2.115	388.0	1.00108	8.416	23.99
240	0.1	0.8069	783.4	6.209	1.607	2.133	404.9	1.00099	9.117	26.39
260	0.1	0.7442	826.3	6.381	1.634	2.159	420.8	1.00091	9.803	28.88
280	0.1	0.6906	869.8	6.542	1.670	2.194	435.7	1.00085	10.47	31.47
300	0.1	0.6443	914.1	6.695	1.713	2.236	449.7	1.00079	11.13	34.19
320	0.1	0.6038	959.3	6.841	1.763	2.285	463.1	1.00074	11.77	37.04
340	0.1	0.5681	1006.	6.981	1.819	2.340	475.7	1.00070	12.39	40.03
360	0.1	0.5364	1053.	7.117	1.880	2.401	487.8	1.00066	13.00	43.15
400	0.1	0.4826	1152.	7.376	2.013	2.534	510.6	1.00059	14.18	49.80
500	0.1	0.3859	1423.	7.981	2.381	2.901	561.9	1.00047	16.92	68.34
600	0.1	0.3215	1732.	8.543	2.754	3.273	608.0	1.00039	19.41	88.80
700	0.1	0.2756	2077.	9.074	3.110	3.629	650.8	1.00034	21.68	110.4
800	0.1	0.2411	2457.	9.581	3.441	3.959	690.9	1.00030	23.76	132.5
900	0.1	0.2143	2868.	10.06	3.744	4.263	729.0	1.00026	25.70	154.7
1000	0.1	0.1929	3308.	10.53	4.020	4.538	765.2	1.00024	27.49	176.7
$P = 1 \text{ MPa (10 bar)}$										
90.95	1.0	451.8	-69.37	-7.070	2.169	3.363	1543.	1.67772	195.7	211.7
100	1.0	439.6	-38.76	-3.862	2.116	3.401	1460.	1.65604	153.4	200.5
120	1.0	410.8	30.49	0.2447	2.022	3.536	1262.	1.60560	99.86	173.0
140	1.0	377.5	103.5	0.8069	1.946	3.798	1044.	1.54879	67.81	144.0
149.14	1.0	359.6	139.2	1.054	1.920	4.023	931.2	1.51885	56.88	130.4
149.14	1.0	15.70	554.8	3.841	1.767	2.876	286.1	1.01935	5.788	18.17
160	1.0	13.97	584.2	4.031	1.682	2.588	305.2	1.01720	6.287	18.79
180	1.0	11.81	633.6	4.322	1.631	2.380	333.7	1.01453	7.089	20.65
200	1.0	10.33	680.2	4.568	1.613	2.289	357.8	1.01269	7.838	22.74
220	1.0	9.217	725.5	4.784	1.613	2.248	379.1	1.01133	8.558	24.90
240	1.0	8.344	770.3	4.978	1.626	2.234	398.2	1.01025	9.258	27.19
260	1.0	7.634	815.0	5.157	1.648	2.238	415.8	1.00938	9.939	29.60

T K	P MPa	ρ kg m ⁻³	H kJ kg ⁻¹	S kJ kg ⁻¹ K ⁻¹	C_v kJ kg ⁻¹ K ⁻¹	C_p kJ kg ⁻¹ K ⁻¹	u m s ⁻¹	D	η μPa s	λ mW m ⁻¹ K ⁻¹
280	1.0	7.043	859.9	5.324	1.681	2.258	432.0	1.00865	10.60	32.12
300	1.0	6.542	905.4	5.480	1.722	2.289	447.0	1.00803	11.25	34.79
320	1.0	6.110	951.5	5.629	1.770	2.330	461.1	1.00750	11.89	37.59
340	1.0	5.733	998.6	5.772	1.825	2.379	474.4	1.00704	12.51	40.54
360	1.0	5.402	1047.	5.910	1.885	2.434	487.0	1.00663	13.11	43.64
400	1.0	4.846	1147.	6.172	2.017	2.559	510.6	1.00595	14.28	50.23
500	1.0	3.860	1420.	6.781	2.383	2.915	563.0	1.00474	17.01	68.68
600	1.0	3.210	1730.	7.345	2.755	3.282	609.7	1.00394	19.48	89.08
700	1.0	2.750	2076.	7.878	3.110	3.635	652.8	1.00338	21.74	110.6
800	1.0	2.405	2456.	8.385	3.441	3.964	693.1	1.00296	23.82	132.7
900	1.0	2.137	2868.	8.870	3.744	4.266	731.2	1.00263	25.75	154.9
1000	1.0	1.924	3308.	9.334	4.020	4.541	767.5	1.00237	27.54	176.8
$P = 10$ MPa (100 bar)										
93.22	10.0	454.5	-47.07	-6806	2.176	3.325	1582.	1.68223	212.8	216.9
100	10.0	446.0	-24.48	-4466	2.139	3.344	1526.	1.66701	174.8	209.0
120	10.0	419.8	43.14	0.1696	2.047	3.424	1352.	1.62085	112.1	183.3
140	10.0	391.2	112.8	0.7062	1.969	3.552	1171.	1.57167	78.30	157.0
160	10.0	358.8	185.8	1.194	1.909	3.777	981.8	1.51718	56.70	131.5
180	10.0	319.6	265.3	1.661	1.873	4.226	780.8	1.45298	41.52	107.0
200	10.0	266.2	358.9	2.153	1.878	5.304	567.9	1.36870	29.55	83.93
220	10.0	187.6	482.7	2.742	1.903	6.713	404.4	1.25087	19.37	63.29
240	10.0	128.4	599.6	3.252	1.847	4.853	383.6	1.16707	14.89	49.74
260	10.0	101.0	683.8	3.589	1.803	3.730	402.8	1.12974	13.80	44.85
280	10.0	85.51	752.9	3.846	1.793	3.242	424.5	1.10902	13.61	43.81
300	10.0	75.18	815.1	4.060	1.807	3.002	444.5	1.09539	13.75	44.37
320	10.0	67.61	873.8	4.250	1.838	2.878	462.8	1.08549	14.04	45.79
340	10.0	61.75	930.6	4.422	1.880	2.817	479.5	1.07786	14.41	47.75
360	10.0	57.01	986.7	4.582	1.931	2.795	494.8	1.07173	14.82	50.09
400	10.0	49.74	1099.	4.877	2.051	2.819	522.6	1.06238	15.72	55.61
500	10.0	38.32	1391.	5.529	2.401	3.055	581.0	1.04783	18.06	72.56
600	10.0	31.47	1712.	6.113	2.766	3.370	630.6	1.03918	20.32	92.15
700	10.0	26.82	2066.	6.657	3.117	3.696	675.2	1.03334	22.44	113.2
800	10.0	23.41	2451.	7.171	3.445	4.008	716.3	1.02907	24.43	134.9
900	10.0	20.79	2866.	7.660	3.747	4.300	754.7	1.02581	26.28	156.8
1000	10.0	18.72	3310.	8.128	4.022	4.568	791.1	1.02323	28.02	178.5

Ethane (C₂H₆)

T K	P MPa	ρ kg m ⁻³	H kJ kg ⁻¹	S kJ kg ⁻¹ K ⁻¹	C_v kJ kg ⁻¹ K ⁻¹	C_p kJ kg ⁻¹ K ⁻¹	u m s ⁻¹	D	η μPa s	λ mW m ⁻¹ K ⁻¹
Saturation										
90.37	0.0000011	651.5	-219.2	-1.655	1.605	2.326	2009.	1.94483	1281.	255.6
90.37	0.0000011	0.0000457	375.6	4.927	0.8916	1.168	180.9	1.00000	3.043	2.908
100	0.0000111	640.9	-197.0	-1.422	1.541	2.283	1938.	1.92579	873.2	247.8
100	0.0000111	0.0004007	386.9	4.418	0.9107	1.187	189.9	1.00000	3.316	3.456
120	0.0003523	618.9	-151.5	-1.007	1.478	2.280	1794.	1.88657	485.8	229.9
120	0.0003523	0.01062	411.0	3.681	0.9528	1.230	206.9	1.00001	3.896	4.657
140	0.003814	596.6	-105.6	-6532	1.450	2.311	1649.	1.84725	319.8	210.6
140	0.003814	0.09880	435.6	3.213	1.003	1.284	222.0	1.00011	4.496	5.966
160	0.02141	573.6	-58.95	-3418	1.436	2.357	1501.	1.80737	231.2	190.8
160	0.02141	0.4890	460.3	2.904	1.048	1.338	235.1	1.00054	5.110	7.422
180	0.07864	549.5	-11.13	-06082	1.434	2.421	1350.	1.76641	176.2	171.3
180	0.07864	1.625	484.2	2.691	1.098	1.409	245.5	1.00181	5.739	9.079
200	0.2172	524.0	38.30	0.1981	1.444	2.512	1196.	1.72364	138.3	152.6
200	0.2172	4.170	506.2	2.538	1.179	1.537	252.3	1.00465	6.391	11.01
220	0.4920	496.3	90.01	0.4419	1.468	2.645	1037.	1.67809	110.1	134.6
220	0.4920	9.017	525.5	2.421	1.280	1.720	254.6	1.01008	7.089	13.32
240	0.9668	465.3	145.0	0.6767	1.507	2.847	873.3	1.62822	87.80	117.5

T K	P MPa	ρ kg m ⁻³	H kJ kg ⁻¹	S kJ kg ⁻¹ K ⁻¹	C_v kJ kg ⁻¹ K ⁻¹	C_p kJ kg ⁻¹ K ⁻¹	u m s ⁻¹	D	η μPa s	λ mW m ⁻¹ K ⁻¹
240	0.9668	17.43	540.9	2.326	1.388	1.976	252.1	1.01957	7.881	16.18
260	1.712	429.1	204.9	0.9095	1.566	3.195	700.5	1.57121	69.30	101.2
260	1.712	31.58	550.2	2.238	1.516	2.418	243.8	1.03567	8.876	20.02
280	2.807	382.7	273.1	1.152	1.654	3.987	512.4	1.50037	52.84	85.43
280	2.807	56.37	548.6	2.136	1.696	3.522	228.1	1.06440	10.37	26.33
300	4.357	303.5	364.4	1.451	1.912	10.02	274.9	1.38458	34.97	71.49
300	4.357	114.5	514.1	1.950	2.089	13.30	200.5	1.13418	14.02	47.46
305.32	4.872	206.2	439.0	1.690				1.25115	21.80	
$P = 0.1 \text{ MPa (1 bar)}$										
90.38	0.1	651.5	-219.0	-1.655	1.605	2.326	2009.	1.94485	1281.	255.6
100	0.1	641.0	-196.9	-1.422	1.541	2.283	1939.	1.92586	873.9	247.9
120	0.1	619.0	-151.4	-1.007	1.478	2.279	1795.	1.88665	486.1	230.0
140	0.1	596.6	-105.5	-0.6535	1.450	2.311	1650.	1.84735	320.0	210.6
160	0.1	573.6	-58.85	-0.3420	1.436	2.357	1502.	1.80747	231.3	190.9
180	0.1	549.5	-11.10	-0.06091	1.434	2.421	1351.	1.76644	176.2	171.4
184.33	0.1	544.1	-5954	-0.03215	1.435	2.438	1317.	1.75734	166.9	167.2
184.33	0.1	2.030	489.1	2.654	1.113	1.432	247.3	1.00226	5.877	9.471
200	0.1	1.856	511.8	2.771	1.149	1.457	257.9	1.00207	6.368	10.72
220	0.1	1.676	541.3	2.912	1.200	1.499	270.3	1.00187	6.991	12.47
240	0.1	1.529	571.8	3.045	1.260	1.554	281.8	1.00170	7.608	14.39
260	0.1	1.407	603.5	3.172	1.328	1.617	292.5	1.00157	8.217	16.48
280	0.1	1.303	636.5	3.294	1.401	1.688	302.6	1.00145	8.817	18.76
300	0.1	1.214	671.1	3.413	1.479	1.764	312.2	1.00135	9.408	21.22
320	0.1	1.137	707.1	3.530	1.560	1.844	321.4	1.00127	9.989	23.85
340	0.1	1.069	744.8	3.644	1.644	1.927	330.3	1.00119	10.56	26.65
360	0.1	1.009	784.2	3.756	1.729	2.011	338.8	1.00112	11.12	29.61
400	0.1	0.9067	868.1	3.977	1.901	2.181	355.2	1.00101	12.21	35.96
500	0.1	0.7242	1107.	4.509	2.315	2.594	393.1	1.00081	14.78	53.77
600	0.1	0.6031	1386.	5.015	2.689	2.967	427.6	1.00067	17.13	73.34
700	0.1	0.5167	1699.	5.498	3.021	3.298	459.6	1.00058	19.32	93.86
800	0.1	0.4520	2044.	5.958	3.314	3.591	489.6	1.00050	21.36	114.8
900	0.1	0.4018	2416.	6.396	3.572	3.849	517.9	1.00045	23.28	135.9
1000	0.1	0.3616	2813.	6.814	3.799	4.076	544.8	1.00040	25.10	156.8
$P = 1 \text{ MPa (10 bar)}$										
90.53	1.0	651.7	-217.5	-1.653	1.605	2.324	2012.	1.94510	1283.	255.9
100	1.0	641.3	-195.7	-1.424	1.542	2.282	1942.	1.92644	880.2	248.3
120	1.0	619.4	-150.2	-1.010	1.480	2.278	1799.	1.88737	489.1	230.5
140	1.0	597.2	-104.4	-0.6563	1.452	2.309	1654.	1.84822	322.0	211.2
160	1.0	574.3	-57.80	-0.3452	1.437	2.354	1508.	1.80855	232.8	191.6
180	1.0	550.4	-10.13	-0.06458	1.435	2.416	1358.	1.76780	177.5	172.1
200	1.0	524.9	39.03	0.1943	1.445	2.505	1204.	1.72518	139.3	153.3
220	1.0	497.1	90.36	0.4388	1.468	2.637	1044.	1.67944	110.7	135.2
240	1.0	465.4	145.0	0.6764	1.507	2.846	873.9	1.62834	87.85	117.6
241.10	1.0	463.5	148.1	0.6894	1.510	2.861	864.0	1.62531	86.70	116.6
241.10	1.0	18.04	541.6	2.321	1.395	1.994	251.8	1.02025	7.929	16.36
260	1.0	15.93	577.9	2.466	1.400	1.880	268.9	1.01786	8.485	17.92
280	1.0	14.32	615.3	2.605	1.449	1.869	283.8	1.01604	9.072	19.91
300	1.0	13.07	652.9	2.735	1.513	1.898	296.9	1.01463	9.652	22.18
320	1.0	12.05	691.3	2.859	1.585	1.948	308.7	1.01349	10.22	24.67
340	1.0	11.21	730.9	2.979	1.663	2.010	319.6	1.01254	10.79	27.36
360	1.0	10.49	771.8	3.095	1.745	2.079	329.9	1.01173	11.34	30.24
400	1.0	9.312	857.9	3.322	1.911	2.230	348.8	1.01041	12.42	36.46
500	1.0	7.323	1101.	3.862	2.321	2.620	390.2	1.00818	14.95	54.08
600	1.0	6.058	1381.	4.372	2.693	2.983	426.6	1.00677	17.29	73.56
700	1.0	5.173	1696.	4.857	3.023	3.309	459.7	1.00578	19.46	94.03
800	1.0	4.518	2042.	5.318	3.315	3.598	490.3	1.00505	21.48	115.0

T K	P MPa	ρ kg m ⁻³	H kJ kg ⁻¹	S kJ kg ⁻¹ K ⁻¹	C_v kJ kg ⁻¹ K ⁻¹	C_p kJ kg ⁻¹ K ⁻¹	u m s ⁻¹	D	η μPa s	λ mW m ⁻¹ K ⁻¹
900	1.0	4.011	2415.	5.757	3.573	3.855	519.0	1.00448	23.39	136.0
1000	1.0	3.608	2812.	6.175	3.800	4.081	546.2	1.00403	25.20	156.9
$P = 10$ MPa (100 bar)										
91.96	10.0	653.3	-202.5	-1.640	1.605	2.310	2034.	1.94751	1310.	258.6
100	10.0	644.8	-184.1	-1.448	1.553	2.275	1976.	1.93215	947.3	252.5
120	10.0	623.6	-138.8	-1.035	1.490	2.266	1839.	1.89429	520.6	235.4
140	10.0	602.2	-93.25	-.6839	1.463	2.290	1701.	1.85661	342.0	216.9
160	10.0	580.4	-47.10	-.3758	1.449	2.326	1564.	1.81879	248.1	197.9
180	10.0	558.1	-.1206	-.09918	1.447	2.374	1425.	1.78049	190.5	179.3
200	10.0	534.8	47.98	0.1542	1.456	2.439	1287.	1.74125	151.3	161.4
220	10.0	510.2	97.60	0.3905	1.478	2.527	1147.	1.70050	122.4	144.4
240	10.0	483.8	149.3	0.6152	1.511	2.646	1008.	1.65744	99.96	128.5
260	10.0	454.6	203.7	0.8331	1.557	2.809	866.9	1.61088	81.74	113.6
280	10.0	421.4	262.1	1.049	1.616	3.044	724.4	1.55888	66.38	99.57
300	10.0	381.3	326.4	1.271	1.689	3.419	579.3	1.49786	52.87	86.39
320	10.0	328.8	400.9	1.511	1.783	4.109	434.8	1.42048	40.36	73.81
340	10.0	255.9	493.3	1.791	1.888	5.070	319.9	1.31781	28.77	62.21
360	10.0	187.0	591.3	2.071	1.941	4.452	286.8	1.22573	21.62	53.36
400	10.0	126.2	738.6	2.460	2.025	3.205	310.4	1.14850	17.94	48.70
500	10.0	80.57	1035.	3.123	2.369	2.933	377.8	1.09293	17.95	59.52
600	10.0	62.41	1338.	3.675	2.722	3.150	427.4	1.07144	19.50	76.88
700	10.0	51.79	1666.	4.180	3.043	3.415	467.8	1.05903	21.26	96.40
800	10.0	44.59	2021.	4.653	3.330	3.672	502.9	1.05068	23.01	116.8
900	10.0	39.30	2400.	5.100	3.584	3.909	534.3	1.04457	24.73	137.5
1000	10.0	35.20	2802.	5.523	3.809	4.122	563.2	1.03988	26.40	158.2

Propane (C₃H₈)

T K	P MPa	ρ kg m ⁻³	H kJ kg ⁻¹	S kJ kg ⁻¹ K ⁻¹	C_v kJ kg ⁻¹ K ⁻¹	C_p kJ kg ⁻¹ K ⁻¹	u m s ⁻¹	D	η μPa s	λ mW m ⁻¹ K ⁻¹
Saturation										
85.53	0.17×10 ⁻⁹	733.1	-196.6	-1.396	1.355	1.916	2136.	2.08838	10780	207.9
85.53	0.17×10 ⁻⁹	0.11×10 ⁻⁷	366.3	5.186	0.6907	0.8792	143.3	1.00000	2.641	1.706
100	0.25×10 ⁻⁷	718.1	-168.8	-1.095	1.341	1.930	2038.	2.05908	3774.	203.2
100	0.25×10 ⁻⁷	0.0000013	379.4	4.387	0.7475	0.9361	153.7	1.00000	2.979	2.417
120	0.0000030	697.8	-129.9	-.7411	1.335	1.957	1901.	2.01930	1500.	194.4
120	0.0000030	0.0001310	398.9	3.666	0.8210	1.010	166.8	1.00000	3.467	3.500
140	0.0000790	677.6	-90.51	-.4372	1.335	1.988	1767.	1.98025	822.2	183.9
140	0.0000790	0.002993	419.7	3.207	0.8878	1.076	178.9	1.00000	3.970	4.699
160	0.0008502	657.3	-50.38	-.1693	1.342	2.025	1633.	1.94163	535.0	172.3
160	0.0008502	0.02821	441.8	2.907	0.9514	1.141	190.0	1.00003	4.483	6.013
180	0.005068	636.6	-9.433	0.07174	1.356	2.070	1499.	1.90310	382.2	160.2
180	0.005068	0.1499	464.9	2.707	1.017	1.209	200.1	1.00016	5.000	7.439
200	0.02019	615.4	32.53	0.2926	1.383	2.127	1366.	1.86434	288.0	147.8
200	0.02019	0.5417	488.6	2.573	1.088	1.287	208.7	1.00059	5.515	8.971
220	0.06057	593.4	75.80	0.4984	1.421	2.199	1233.	1.82499	224.2	135.7
220	0.06057	1.499	512.7	2.484	1.169	1.381	215.6	1.00164	6.026	10.61
240	0.1480	570.4	120.7	0.6932	1.469	2.289	1102.	1.78460	178.4	124.0
240	0.1480	3.438	536.6	2.426	1.259	1.494	220.1	1.00376	6.540	12.38
260	0.3107	545.8	167.7	0.8801	1.528	2.403	971.7	1.74256	143.9	112.9
260	0.3107	6.903	560.1	2.389	1.357	1.630	221.9	1.00755	7.073	14.32
280	0.5817	519.2	217.3	1.062	1.596	2.547	840.3	1.69800	117.1	102.5
280	0.5817	12.62	582.3	2.365	1.466	1.803	220.4	1.01383	7.655	16.54
300	0.9977	489.4	270.2	1.241	1.675	2.740	706.8	1.64961	95.28	92.86
300	0.9977	21.63	602.6	2.349	1.588	2.041	214.8	1.02381	8.340	19.24
320	1.599	454.9	327.3	1.421	1.764	3.028	569.1	1.59504	76.78	83.94
320	1.599	35.74	619.5	2.334	1.729	2.416	204.4	1.03957	9.230	22.78
340	2.431	411.8	390.9	1.608	1.872	3.585	422.5	1.52907	59.98	75.57

T K	P MPa	ρ kg m ⁻³	H kJ kg ⁻¹	S kJ kg ⁻¹ K ⁻¹	C_v kJ kg ⁻¹ K ⁻¹	C_p kJ kg ⁻¹ K ⁻¹	u m s ⁻¹	D	η μPa s	λ mW m ⁻¹ K ⁻¹
340	2.431	58.88	629.8	2.311	1.898	3.197	187.4	1.06579	10.57	28.20
360	3.555	345.6	468.2	1.820	2.049	5.984	251.0	1.43242	42.27	67.72
360	3.555	105.4	622.4	2.249	2.183	7.111	161.1	1.11995	13.38	41.36
369.89	4.251	220.5	555.2	2.052				1.26277	22.89	
$P = 0.1$ MPa (1 bar)										
85.53	0.1	733.1	-196.5	-1.396	1.355	1.916	2137.	2.08840	10790	207.9
100	0.1	718.2	-168.7	-1.096	1.341	1.930	2038.	2.05912	3778.	203.2
120	0.1	697.8	-129.8	-.7413	1.335	1.957	1902.	2.01936	1502.	194.5
140	0.1	677.6	-90.39	-.4374	1.335	1.988	1767.	1.98032	822.9	184.0
160	0.1	657.3	-50.27	-.1695	1.342	2.025	1633.	1.94172	535.5	172.4
180	0.1	636.7	-9.328	0.07149	1.357	2.070	1500.	1.90320	382.5	160.2
200	0.1	615.5	32.62	0.2924	1.383	2.127	1366.	1.86444	288.2	147.9
220	0.1	593.5	75.84	0.4983	1.421	2.198	1234.	1.82505	224.3	135.7
230.74	0.1	581.2	99.69	0.6042	1.446	2.245	1163.	1.80347	197.9	129.4
230.74	0.1	2.387	525.6	2.450	1.216	1.439	218.3	1.00261	6.301	11.54
240	0.1	2.284	539.0	2.507	1.249	1.467	222.9	1.00249	6.559	12.40
260	0.1	2.092	569.0	2.627	1.324	1.535	232.3	1.00228	7.110	14.32
280	0.1	1.932	600.5	2.744	1.405	1.610	241.1	1.00211	7.656	16.36
300	0.1	1.796	633.5	2.857	1.490	1.692	249.4	1.00196	8.196	18.51
320	0.1	1.679	668.2	2.969	1.578	1.777	257.3	1.00183	8.732	20.78
340	0.1	1.576	704.6	3.080	1.668	1.865	264.9	1.00172	9.262	23.16
360	0.1	1.486	742.8	3.189	1.758	1.954	272.3	1.00162	9.787	25.66
400	0.1	1.334	824.5	3.404	1.937	2.130	286.2	1.00145	10.82	30.99
500	0.1	1.064	1059.	3.925	2.356	2.547	318.3	1.00116	13.29	46.36
600	0.1	0.8852	1332.	4.422	2.722	2.912	347.4	1.00096	15.59	64.63
700	0.1	0.7581	1640.	4.896	3.038	3.228	374.2	1.00082	17.70	85.81
800	0.1	0.6631	1976.	5.345	3.313	3.502	399.3	1.00072	19.62	109.9
900	0.1	0.5892	2339.	5.772	3.553	3.743	422.8	1.00064	21.36	136.9
1000	0.1	0.5302	2724.	6.177	3.764	3.953	445.1	1.00058	22.93	166.8
$P = 1$ MPa (10 bar)										
85.62	1.0	733.3	-195.3	-1.396	1.356	1.916	2139.	2.08856	10840	208.1
100	1.0	718.5	-167.6	-1.097	1.342	1.930	2041.	2.05953	3816.	203.5
120	1.0	698.2	-128.8	-.7432	1.336	1.956	1905.	2.01987	1515.	194.8
140	1.0	678.1	-89.34	-.4394	1.336	1.987	1771.	1.98096	829.3	184.3
160	1.0	657.8	-49.24	-.1717	1.343	2.024	1638.	1.94249	539.4	172.8
180	1.0	637.3	-8.331	0.06918	1.358	2.068	1505.	1.90415	385.3	160.7
200	1.0	616.2	33.57	0.2899	1.384	2.124	1372.	1.86560	290.4	148.4
220	1.0	594.4	76.72	0.4955	1.422	2.194	1241.	1.82648	226.2	136.3
240	1.0	571.5	121.5	0.6901	1.470	2.284	1111.	1.78630	180.0	124.6
260	1.0	547.0	168.2	0.8771	1.528	2.395	980.1	1.74433	145.2	113.5
280	1.0	520.1	217.5	1.060	1.596	2.539	846.7	1.69945	117.9	102.9
300	1.0	489.5	270.2	1.241	1.675	2.740	706.9	1.64962	95.28	92.86
300.09	1.0	489.3	270.4	1.242	1.675	2.741	706.2	1.64937	95.19	92.82
300.09	1.0	21.68	602.7	2.349	1.588	2.042	214.8	1.02386	8.344	19.25
320	1.0	19.34	642.9	2.479	1.646	2.009	229.9	1.02125	8.877	21.49
340	1.0	17.61	683.2	2.601	1.717	2.032	242.4	1.01931	9.414	23.91
360	1.0	16.25	724.3	2.719	1.795	2.081	253.5	1.01779	9.948	26.46
400	1.0	14.17	810.1	2.944	1.958	2.211	272.6	1.01549	11.00	31.92
500	1.0	10.93	1050.	3.478	2.363	2.583	311.6	1.01191	13.48	47.56
600	1.0	8.964	1326.	3.980	2.725	2.933	344.1	1.00976	15.76	66.04
700	1.0	7.623	1635.	4.456	3.040	3.242	372.9	1.00830	17.86	87.38
800	1.0	6.641	1973.	4.907	3.315	3.512	399.1	1.00723	19.76	111.6
900	1.0	5.889	2336.	5.334	3.555	3.750	423.4	1.00641	21.49	138.7
1000	1.0	5.292	2722.	5.741	3.765	3.959	446.3	1.00576	23.04	168.7
$P = 10$ MPa (100 bar)										
86.45	10.0	735.2	-182.9	-1.394	1.362	1.914	2159.	2.09013	11310	209.8
100	10.0	721.5	-156.9	-1.115	1.350	1.927	2070.	2.06349	4212.	205.7

T K	P MPa	ρ kg m ⁻³	H kJ kg ⁻¹	S kJ kg ⁻¹ K ⁻¹	C_v kJ kg ⁻¹ K ⁻¹	C_p kJ kg ⁻¹ K ⁻¹	u m s ⁻¹	D	η μPa s	λ mW m ⁻¹ K ⁻¹
120	10.0	701.8	-118.1	-0.7615	1.344	1.951	1939.	2.02490	1649.	197.6
140	10.0	682.2	-78.80	-0.4586	1.345	1.979	1809.	1.98713	894.7	187.7
160	10.0	662.7	-38.90	-0.1922	1.352	2.012	1682.	1.94997	579.3	176.7
180	10.0	643.1	1.726	0.04696	1.367	2.052	1556.	1.91318	413.7	165.2
200	10.0	623.2	43.23	0.2656	1.393	2.101	1432.	1.87653	312.8	153.5
220	10.0	602.8	85.84	0.4686	1.430	2.162	1310.	1.83978	245.3	142.0
240	10.0	581.9	129.8	0.6598	1.478	2.236	1192.	1.80267	197.1	130.9
260	10.0	560.1	175.4	0.8422	1.535	2.325	1077.	1.76484	161.3	120.5
280	10.0	537.1	222.9	1.018	1.600	2.429	963.4	1.72590	133.7	110.7
300	10.0	512.7	272.7	1.190	1.673	2.550	852.7	1.68529	111.7	101.8
320	10.0	486.1	325.0	1.359	1.751	2.692	744.0	1.64228	93.65	93.68
340	10.0	456.7	380.5	1.527	1.833	2.865	637.1	1.59580	78.30	86.37
360	10.0	423.2	439.9	1.697	1.921	3.085	532.1	1.54422	64.77	79.79
400	10.0	334.5	576.0	2.054	2.111	3.790	339.0	1.41464	41.09	68.25
500	10.0	143.3	947.1	2.887	2.438	3.221	275.9	1.16393	19.83	58.85
600	10.0	99.02	1263.	3.462	2.755	3.183	330.8	1.11103	19.67	73.95
700	10.0	78.82	1591.	3.967	3.058	3.386	372.8	1.08759	20.88	95.32
800	10.0	66.46	1940.	4.434	3.328	3.610	407.1	1.07350	22.27	120.1
900	10.0	57.89	2312.	4.871	3.565	3.821	436.7	1.06382	23.62	148.0
1000	10.0	51.49	2704.	5.284	3.774	4.013	463.1	1.05665	24.89	178.8

Carbon Dioxide (CO₂)

T K	P MPa	ρ kg m ⁻³	H kJ kg ⁻¹	S kJ kg ⁻¹ K ⁻¹	C_v kJ kg ⁻¹ K ⁻¹	C_p kJ kg ⁻¹ K ⁻¹	u m s ⁻¹	D	η μPa s	λ mW m ⁻¹ K ⁻¹
Saturation										
216.59	0.5180	1178.	80.04	0.5213	0.9747	1.953	975.8	1.75696	256.7	180.6
216.59	0.5180	13.76	430.4	2.139	0.6292	0.9087	222.8	1.00694	10.95	11.01
220	0.5991	1166.	86.73	0.5517	0.9698	1.962	951.2	1.74853	242.0	176.2
220	0.5991	15.82	431.6	2.119	0.6389	0.9303	223.1	1.00798	11.14	11.30
230	0.8929	1129.	106.6	0.6387	0.9567	1.997	879.1	1.72239	204.2	163.3
230	0.8929	23.27	434.6	2.065	0.6700	1.005	223.6	1.01178	11.69	12.22
240	1.282	1089.	126.8	0.7235	0.9454	2.051	806.4	1.69398	173.0	150.7
240	1.282	33.30	436.5	2.014	0.7053	1.103	223.0	1.01692	12.27	13.30
250	1.785	1046.	147.7	0.8068	0.9364	2.132	731.8	1.66298	146.7	138.5
250	1.785	46.64	437.0	1.964	0.7459	1.237	221.2	1.02382	12.90	14.61
260	2.419	998.9	169.4	0.8895	0.9323	2.255	652.6	1.62876	124.4	126.3
260	2.419	64.42	435.9	1.914	0.7943	1.429	218.2	1.03309	13.61	16.31
270	3.203	945.8	192.4	0.9732	0.9396	2.453	565.5	1.59026	105.0	114.3
270	3.203	88.37	432.6	1.863	0.8517	1.731	213.8	1.04574	14.47	18.69
280	4.161	883.6	217.3	1.060	0.9605	2.814	471.5	1.54547	87.73	102.0
280	4.161	121.7	425.9	1.805	0.9232	2.277	207.7	1.06363	15.60	22.47
290	5.318	804.7	245.6	1.154	0.9937	3.676	371.9	1.48961	71.41	89.55
290	5.318	172.0	413.8	1.734	1.026	3.614	199.4	1.09112	17.36	29.82
300	6.713	679.2	283.4	1.276	1.120	8.698	245.7	1.40346	53.11	80.59
300	6.713	268.6	387.1	1.622	1.248	11.92	185.3	1.14588	21.31	53.69
304.13	7.377	467.6	332.2	1.434				1.26600	33.04	
$P = 0.1$ MPa (1 bar)										
220	0.1	2.439	442.2	2.492	0.5791	0.7807	233.4	1.00122	11.06	10.90
240	0.1	2.228	458.0	2.561	0.5981	0.7962	243.2	1.00112	12.07	12.24
260	0.1	2.052	474.1	2.625	0.6184	0.8142	252.3	1.00103	13.06	13.68
280	0.1	1.902	490.6	2.686	0.6390	0.8333	261.0	1.00095	14.05	15.20
300	0.1	1.773	507.4	2.745	0.6593	0.8525	269.4	1.00089	15.02	16.79
320	0.1	1.661	524.7	2.800	0.6791	0.8715	277.4	1.00083	15.98	18.42
340	0.1	1.562	542.3	2.854	0.6982	0.8900	285.2	1.00078	16.93	20.09
360	0.1	1.474	560.3	2.905	0.7165	0.9079	292.8	1.00074	17.87	21.77
400	0.1	1.326	597.3	3.002	0.7510	0.9417	307.3	1.00066	19.70	25.14
500	0.1	1.059	695.2	3.221	0.8255	1.015	340.6	1.00053	24.02	33.49
600	0.1	0.8824	799.9	3.411	0.8867	1.076	370.8	1.00044	28.00	41.55

T K	P MPa	ρ kg m^{-3}	H kJ kg^{-1}	S $\text{kJ kg}^{-1} \text{K}^{-1}$	C_v $\text{kJ kg}^{-1} \text{K}^{-1}$	C_p $\text{kJ kg}^{-1} \text{K}^{-1}$	u m s^{-1}	D	η $\mu\text{Pa s}$	λ $\text{mW m}^{-1} \text{K}^{-1}$
700	0.1	0.7562	910.2	3.581	0.9375	1.127	398.7	1.00038	31.68	49.30
800	0.1	0.6616	1025.	3.735	0.9800	1.169	424.7	1.00033	35.09	56.71
900	0.1	0.5880	1144.	3.874	1.015	1.205	449.2	1.00029	38.27	63.80
1000	0.1	0.5292	1266.	4.003	1.045	1.234	472.4	1.00027	41.26	70.57
$P = 1 \text{ MPa (10 bar)}$										
216.70	1.0	1179.	80.37	0.5210	0.9751	1.950	977.8	1.75735	257.2	180.9
220	1.0	1167.	86.83	0.5506	0.9703	1.959	953.6	1.74911	242.8	176.5
233.03	1.0	1117.	112.7	0.6646	0.9530	2.011	857.2	1.71404	194.1	159.5
233.03	1.0	26.01	435.3	2.049	0.6803	1.032	223.5	1.01318	11.86	12.53
240	1.0	24.86	442.4	2.079	0.6733	0.9991	228.5	1.01259	12.20	12.94
260	1.0	22.21	461.7	2.157	0.6656	0.9450	241.2	1.01123	13.18	14.26
280	1.0	20.20	480.4	2.226	0.6709	0.9252	252.3	1.01019	14.15	15.71
300	1.0	18.58	498.8	2.289	0.6822	0.9209	262.4	1.00937	15.11	17.25
320	1.0	17.23	517.3	2.349	0.6960	0.9243	271.8	1.00868	16.07	18.84
340	1.0	16.09	535.8	2.405	0.7111	0.9320	280.6	1.00810	17.01	20.47
360	1.0	15.11	554.6	2.459	0.7266	0.9421	289.0	1.00760	17.94	22.12
400	1.0	13.48	592.7	2.559	0.7575	0.9655	304.7	1.00677	19.76	25.46
500	1.0	10.66	692.4	2.781	0.8282	1.027	339.8	1.00535	24.06	33.74
600	1.0	8.845	798.0	2.974	0.8881	1.083	370.9	1.00444	28.04	41.76
700	1.0	7.564	908.8	3.144	0.9384	1.132	399.2	1.00379	31.71	49.47
800	1.0	6.610	1024.	3.298	0.9805	1.173	425.5	1.00332	35.12	56.86
900	1.0	5.872	1143.	3.438	1.016	1.207	450.2	1.00295	38.30	63.93
1000	1.0	5.283	1265.	3.567	1.046	1.236	473.6	1.00265	41.28	70.69
$P = 10 \text{ MPa (100 bar)}$										
218.60	10.0	1190.	86.78	0.5155	0.9827	1.902	1012.	1.76433	266.3	185.4
220	10.0	1186.	89.44	0.5277	0.9806	1.904	1003.	1.76113	260.2	183.6
240	10.0	1115.	127.9	0.6949	0.9536	1.949	870.9	1.71160	189.4	159.2
260	10.0	1035.	167.8	0.8545	0.9340	2.052	735.5	1.65372	139.5	136.0
280	10.0	938.2	210.8	1.014	0.9263	2.280	588.7	1.58337	102.2	113.1
300	10.0	801.6	261.8	1.189	0.9496	2.991	414.3	1.48612	71.03	88.91
320	10.0	448.3	362.9	1.514	1.058	7.617	219.1	1.25290	32.39	60.44
340	10.0	258.6	443.4	1.759	0.9025	2.402	238.1	1.13908	22.80	35.70
360	10.0	208.2	483.0	1.873	0.8526	1.707	257.8	1.11030	21.83	31.88
400	10.0	161.5	542.1	2.029	0.8287	1.333	286.9	1.08425	22.23	31.58
500	10.0	113.1	663.8	2.301	0.8552	1.162	337.4	1.05801	25.39	37.26
600	10.0	89.94	779.3	2.511	0.9017	1.156	375.4	1.04580	28.94	44.39
700	10.0	75.49	895.9	2.691	0.9465	1.178	407.4	1.03828	32.39	51.59
800	10.0	65.35	1015.	2.850	0.9859	1.205	435.8	1.03305	35.66	58.65
900	10.0	57.76	1137.	2.993	1.020	1.231	461.8	1.02916	38.75	65.48
1000	10.0	51.82	1261.	3.124	1.048	1.255	485.9	1.02613	41.66	72.05

THERMOPHYSICAL PROPERTIES OF SELECTED FLUIDS AT SATURATION

Eric W. Lemmon

These tables give thermodynamic and transport properties of a variety of fluids, as generated from the equations of state presented in the references below. The properties tabulated are pressure (P), density (ρ), enthalpy (H), entropy (S), isochoric heat capacity (C_v), isobaric heat capacity (C_p), speed of sound (u), viscosity (η), thermal conductivity (λ), and static dielectric constant (D). All extensive properties are given on a mass basis. Not all properties are included for every substance. The references should be consulted for information on the uncertainties. Values are given along the saturation line. The first two lines give the properties at the triple point (except for R-1234yf). The final line gives the properties at the critical point. Two lines are given for each temperature (except at the critical point); the first line gives the values of the liquid phase (note the high density), and the second line gives the values of the vapor phase (at low densities). Ammonia uses a reference state based on zero energy and entropy at the triple point; benzene, carbon monoxide, ethylene, hydrogen sulfide, sulfur dioxide, and toluene use a reference state of zero enthalpy and entropy at the saturated liquid state at the normal boiling point; butane, isobutane, ethanol, propylene, R-134a, R-1234yf, and sulfur hexafluoride use a reference state of 200 kJ kg⁻¹ and 1 kJ kg⁻¹ K⁻¹ at -40 °C. Additional calculations at state points not listed below and for fluids not contained here can be obtained at the NIST Chemistry WebBook website (<http://webbook.nist.gov/chemistry/fluid/>), or by using the NIST Standard Reference Data program REFPROP (<http://www.nist.gov/srd/nist23.cfm>).

References

- Bücker, D., and Wagner, W., Reference Equations of State for the Thermodynamic Properties of Fluid Phase n-Butane and Isobutane, *J. Phys. Chem. Ref. Data* 35, 929, 2006.
- Schroeder, J.A., A New Fundamental Equation for Ethanol, Master's Thesis, University of Idaho, Moscow, Idaho, 2011.
- Fenghour, A., Wakeham, W. A., Vesovic, V., Watson, J. T. R., Millat, J., and Vogel, E., The Viscosity of Ammonia, *J. Phys. Chem. Ref. Data* 24, 1649, 1995.
- Guder, C., and Wagner, W., A Reference Equation of State for the Thermodynamic Properties of Sulfur Hexafluoride (SF₆) for Temperatures from the Melting Line to 625 K and Pressures up to 150 MPa, *J. Phys. Chem. Ref. Data* 38, 33, 2009.
- Harvey, A. H., and Lemmon, E. W., Method for Estimating the Dielectric Constant of Natural Gas Mixtures, *Int. J. Thermophys.* 26, 31, 2005.
- Holland, P. M., Eaton, B. E., and Hanley, H. J. M., A Correlation of the Viscosity and Thermal Conductivity Data of Gaseous and Liquid Ethylene, *J. Phys. Chem. Ref. Data* 12, 917, 1983.
- Huber, M. L., Laesecke, A., and Perkins, R. A., Model for the Viscosity and Thermal Conductivity of Refrigerants, Including a New Correlation for the Viscosity of R134a, *Ind. Eng. Chem. Res.* 42, 3163, 2003.
- Kiselev, S. B., Ely, J. F., Abdulagatov, I. M., and Huber, M. L., Generalized SAFT-DFT/DMT Model for the Thermodynamic, Interfacial, and Transport Properties of Associating Fluids: Application for n-Alkanols, *Ind. Eng. Chem. Res.* 44, 6916, 2005.
- Lemmon, E. W., and Span, R., Short Fundamental Equations of State for 20 Industrial Fluids, *J. Chem. Eng. Data* 51, 785, 2006.
- Lemmon, E.W., Overhoff, U., McLinden, M.O., and Wagner, W., A Reference Equation of State for Propylene for Temperatures from the Melting Line to 575 K and Pressures up to 1000 MPa, submitted to *J. Phys. Chem. Ref. Data*, 2013.
- Perkins, R. A., Ramires, M. L. V., Nieto de Castro, C. A., and Cusco, L., Measurement and Correlation of the Thermal Conductivity of Butane from 135 K to 600 K at Pressures to 70 MPa, *J. Chem. Eng. Data* 47, 1263, 2002.
- Perkins, R. A., Laesecke, A., Howley, J., Ramires, M. L. V., Gurova, A. N., and Cusco, L., Experimental Thermal Conductivity Values for the IUPAC Round-Robin Sample of 1,1,1,2-Tetrafluoroethane (R134a), NISTIR, 2000.
- Perkins, R. A., Measurement and Correlation of the Thermal Conductivity of Isobutane from 114 K to 600 K at Pressures to 70 MPa, *J. Chem. Eng. Data* 47, 1272, 2002.
- Thol, M., Lemmon, E.W., and Span, R., Equation of State for Benzene for Temperatures from the Melting Line up to 725 K with Pressures up to 500 MPa, *High Temp.-High Press.* 41, 81, 2012.
- Schmidt, K. A. G., Carroll, J. J., Quiñones-Cisneros, S. E., and Kvamme, B., Hydrogen Sulphide Viscosity Model, Proceedings of the 86th Annual GPA Convention, San Antonio, Texas, 2007.
- Smukala, J., Span, R., and Wagner, W., New Equation of State for Ethylene Covering the Fluid Region for Temperatures from the Melting Line to 450 K at Pressures up to 300 MPa, *J. Phys. Chem. Ref. Data* 29, 1053, 2000.
- Tillner-Roth, R. and Baehr, H. D., An International Standard Formulation for the Thermodynamic Properties of 1,1,1,2-Tetrafluoroethane (HFC-134a) for Temperatures from 170 K to 455 K and Pressures up to 70 MPa, *J. Phys. Chem. Ref. Data* 23, 657, 1994.
- Tillner-Roth, R., Harms-Watzenberg, F., and Baehr, H. D., A New Fundamental Equation for Ammonia, *DKV-Tagungsbericht* 20, 167, 1993.
- Tufeu, R., Ivanov, D. Y., Garrabos, Y., and Le Neindre, B., Thermal Conductivity of Ammonia in a Large Temperature and Pressure Range Including the Critical Region, *Ber. Bunsenges. Phys. Chem.* 88, 422, 1984.
- Vogel, E., Kuechenmeister, C., and Bich, E., Viscosity Correlation for Isobutane over Wide Ranges of the Fluid Region, *Int. J. Thermophys.* 21, 343, 2000.
- Vogel, E., Kuechenmeister, C., and Bich, E., Viscosity Correlation for n-Butane in the Fluid Region, *High Temp.-High Press.* 31, 173, 1999.
- Richter, M., McLinden, M. O., and Lemmon, E. W., Thermodynamic Properties of 2,3,3,3-Tetrafluoroprop-1-ene (R1234yf): p-p-T Measurements and an Equation of State, submitted to *J. Chem. Eng. Data*, 2011.
- Assael, M.J., Mihailidou, E., Huber, M.L., and Perkins, R.A., Reference Correlation of the Thermal Conductivity of Benzene from the Triple Point to 725 K and up to 500 MPa, submitted to *J. Phys. Chem. Ref. Data*, 2013.

Ammonia (NH₃)

T K	P MPa	ρ kg m ⁻³	H kJ kg ⁻¹	S kJ kg ⁻¹ K ⁻¹	C_v kJ kg ⁻¹ K ⁻¹	C_p kJ kg ⁻¹ K ⁻¹	u m s ⁻¹	η μPa s	λ mW m ⁻¹ K ⁻¹
195.50	0.006091	732.9	0.008311	0.	2.934	4.202	2124.	559.6	819.0
195.50	0.006091	0.06409	1484.	7.593	1.557	2.063	354.1	6.840	19.64
200.00	0.008651	728.1	19.00	0.09601	2.926	4.227	2080.	507.3	803.1

T K	P MPa	ρ kg m ⁻³	H kJ kg ⁻¹	S kJ kg ⁻¹ K ⁻¹	C_v kJ kg ⁻¹ K ⁻¹	C_p kJ kg ⁻¹ K ⁻¹	u m s ⁻¹	η μPa s	λ mW m ⁻¹ K ⁻¹
200.00	0.008651	0.08908	1493.	7.465	1.565	2.075	357.9	6.952	19.68
220.00	0.03379	705.8	104.7	0.5042	2.889	4.342	1914.	346.7	733.2
220.00	0.03379	0.3188	1529.	6.978	1.620	2.160	373.4	7.485	20.13
240.00	0.1022	681.8	192.7	0.8866	2.855	4.449	1767.	254.9	665.1
240.00	0.1022	0.8969	1562.	6.591	1.705	2.298	386.3	8.059	20.98
260.00	0.2553	656.2	282.8	1.246	2.821	4.548	1625.	197.3	600.1
260.00	0.2553	2.115	1590.	6.274	1.823	2.503	396.2	8.656	22.26
280.00	0.5509	629.1	375.0	1.586	2.790	4.656	1481.	158.1	538.5
280.00	0.5509	4.382	1612.	6.005	1.972	2.788	402.6	9.266	24.03
300.00	1.062	600.0	469.7	1.910	2.762	4.800	1333.	129.3	480.3
300.00	1.062	8.251	1628.	5.770	2.148	3.177	405.0	9.894	26.41
320.00	1.873	568.2	567.9	2.222	2.743	5.018	1178.	106.9	424.8
320.00	1.873	14.51	1634.	5.554	2.349	3.718	402.7	10.56	29.57
340.00	3.080	532.4	671.3	2.529	2.739	5.385	1012.	88.55	371.5
340.00	3.080	24.40	1629.	5.346	2.574	4.530	395.1	11.33	33.94
360.00	4.793	490.3	783.0	2.838	2.764	6.082	830.6	72.80	319.2
360.00	4.793	40.19	1608.	5.129	2.832	5.954	380.8	12.35	40.75
380.00	7.140	436.1	910.3	3.169	2.853	7.818	628.8	58.31	266.6
380.00	7.140	67.37	1558.	4.874	3.147	9.395	358.0	14.02	54.56
400.00	10.30	344.6	1085.	3.595	3.177	22.73	384.6	41.80	216.0
400.00	10.30	131.1	1432.	4.462	3.598	34.92	318.2	18.53	113.5
405.40	11.33	225.0	1262.	4.026				27.04	

Benzene (C₆H₆)

T K	P MPa	ρ kg m ⁻³	H kJ kg ⁻¹	S kJ kg ⁻¹ K ⁻¹	C_v kJ kg ⁻¹ K ⁻¹	C_p kJ kg ⁻¹ K ⁻¹	u m s ⁻¹	η mPa s	λ mW m ⁻¹ K ⁻¹
278.67	0.004784	894.1	-133.4	-0.4229	1.162	1.688	1399.	828.1	148.0
278.67	0.004784	0.1618	314.3	1.184	0.8586	0.9667	182.1	6.960	9.130
280.00	0.005139	892.7	-131.2	-0.4149	1.165	1.691	1392.	810.4	147.5
280.00	0.005139	0.1731	315.6	1.181	0.8640	0.9722	182.5	6.994	9.222
300.00	0.01382	871.5	-96.89	-0.2966	1.216	1.740	1292.	596.2	140.5
300.00	0.01382	0.4361	335.3	1.144	0.9469	1.057	187.3	7.509	10.70
320.00	0.03207	850.0	-61.51	-0.1825	1.271	1.798	1197.	452.5	133.9
320.00	0.03207	0.9556	356.4	1.123	1.032	1.145	191.6	8.031	12.34
340.00	0.06619	828.1	-24.91	-0.07174	1.330	1.861	1106.	352.7	127.6
340.00	0.06619	1.876	378.5	1.115	1.117	1.237	195.1	8.564	14.12
360.00	0.1243	805.8	13.02	0.03642	1.389	1.928	1019.	281.1	121.5
360.00	0.1243	3.376	401.6	1.116	1.203	1.331	197.6	9.113	16.04
380.00	0.2161	782.7	52.34	0.1424	1.449	1.999	934.3	228.4	115.6
380.00	0.2161	5.672	425.5	1.124	1.289	1.429	199.1	9.685	18.08
400.00	0.3526	758.6	93.14	0.2466	1.508	2.075	852.2	188.5	109.7
400.00	0.3526	9.019	449.9	1.139	1.374	1.532	199.2	10.30	20.26
450.00	0.9715	692.7	202.3	0.5014	1.655	2.293	651.1	122.5	95.27
450.00	0.9715	24.30	512.0	1.190	1.583	1.822	192.6	12.22	26.44
500.00	2.165	610.5	324.0	0.7538	1.799	2.645	441.3	82.34	80.99
500.00	2.165	57.61	570.2	1.246	1.788	2.285	171.6	15.62	34.53
550.00	4.223	466.0	472.6	1.029	1.983	4.852	185.7	52.37	69.19
550.00	4.223	153.7	599.6	1.260	2.047	5.771	124.2	25.18	52.86
562.02	4.906	304.8	550.8	1.166					

Butane (C₄H₁₀)

T K	P MPa	ρ kg m ⁻³	H kJ kg ⁻¹	S kJ kg ⁻¹ K ⁻¹	C_v kJ kg ⁻¹ K ⁻¹	C_p kJ kg ⁻¹ K ⁻¹	u m s ⁻¹	D	η μPa s	λ mW m ⁻¹ K ⁻¹
134.90	0.6657·10 ⁻⁶	735.0	-89.82	-0.4651	1.441	1.973	1827.	2.03981	2304.	176.6
134.90	0.6657·10 ⁻⁶	0.3450E-10 ⁻⁴	406.1	3.211	0.9634	1.106	148.9	1.00000	3.321	4.855

<i>T</i> K	<i>P</i> MPa	ρ kg m ⁻³	<i>H</i> kJ kg ⁻¹	<i>S</i> kJ kg ⁻¹ K ⁻¹	<i>C_v</i> kJ kg ⁻¹ K ⁻¹	<i>C_p</i> kJ kg ⁻¹ K ⁻¹	<i>u</i> m s ⁻¹	<i>D</i>	η μPa s	λ mW m ⁻¹ K ⁻¹
150.00	0.8573·10 ⁻⁵	720.9	−59.93	−0.2550	1.442	1.986	1730.	2.01487	1370.	171.2
150.00	0.8573·10 ⁻⁵	0.3995E·10 ⁻³	423.2	2.966	1.015	1.158	156.5	1.00000	3.709	5.579
200.00	0.001939	674.0	41.02	0.3252	1.473	2.062	1438.	1.93301	496.5	149.4
200.00	0.001939	0.06792	484.8	2.544	1.174	1.319	178.9	1.00007	4.979	8.497
220.00	0.007805	654.8	82.75	0.5240	1.505	2.113	1326.	1.90007	373.4	139.9
220.00	0.007805	0.2496	511.3	2.472	1.244	1.392	186.4	1.00027	5.477	9.884
240.00	0.02409	635.1	125.6	0.7105	1.548	2.176	1216.	1.86666	290.9	130.4
240.00	0.02409	0.7120	538.6	2.431	1.322	1.476	192.9	1.00076	5.966	11.39
260.00	0.06098	614.6	170.0	0.8875	1.601	2.254	1106.	1.83250	232.3	121.2
260.00	0.06098	1.688	566.6	2.413	1.408	1.573	197.9	1.00180	6.450	13.03
280.00	0.1328	593.3	216.0	1.058	1.662	2.345	998.3	1.79722	189.0	112.3
280.00	0.1328	3.490	595.0	2.411	1.501	1.684	201.1	1.00373	6.935	14.82
300.00	0.2576	570.7	264.0	1.222	1.729	2.451	890.9	1.76038	155.6	103.9
300.00	0.2576	6.516	623.6	2.421	1.602	1.811	202.2	1.00697	7.436	16.78
320.00	0.4562	546.4	314.3	1.384	1.803	2.577	783.6	1.72136	129.1	96.10
320.00	0.4562	11.29	651.9	2.439	1.708	1.960	200.7	1.01209	7.978	19.00
340.00	0.7520	519.7	367.4	1.543	1.881	2.729	675.4	1.67929	107.2	88.88
340.00	0.7520	18.52	679.5	2.461	1.820	2.142	196.2	1.01990	8.601	21.58
360.00	1.170	489.6	423.8	1.702	1.965	2.926	564.3	1.63273	88.54	82.27
360.00	1.170	29.35	705.6	2.484	1.935	2.379	187.9	1.03167	9.369	24.72
380.00	1.740	454.2	484.3	1.862	2.059	3.221	447.1	1.57904	71.86	76.22
380.00	1.740	45.85	728.7	2.505	2.058	2.754	174.7	1.04981	10.41	28.81
400.00	2.495	408.5	551.2	2.029	2.173	3.838	318.4	1.51174	55.96	70.60
400.00	2.495	73.08	745.2	2.514	2.210	3.623	154.8	1.08025	12.03	35.03
420.00	3.490	327.8	635.2	2.227	2.357	8.852	165.6	1.39801	37.39	67.19
420.00	3.490	135.0	739.9	2.476	2.444	10.72	124.5	1.15196	15.96	53.10
425.13	3.796	228.0	693.9	2.363				1.26627	23.90	

Carbon monoxide (CO)

<i>T</i> K	<i>P</i> MPa	ρ kg m ⁻³	<i>H</i> kJ kg ⁻¹	<i>S</i> kJ kg ⁻¹ K ⁻¹	<i>C_v</i> kJ kg ⁻¹ K ⁻¹	<i>C_p</i> kJ kg ⁻¹ K ⁻¹	<i>u</i> m s ⁻¹	η μPa s	λ mW m ⁻¹ K ⁻¹
68.16	0.01554	849.5	−28.96	−0.3863	1.262	2.157	998.2	274.2	180.3
68.16	0.01554	0.7761	203.0	3.017	0.7529	1.063	167.2	4.637	6.687
70.00	0.02105	842.1	−24.99	−0.3290	1.243	2.150	980.5	252.2	175.5
70.00	0.02105	1.027	204.7	2.953	0.7553	1.069	169.2	4.777	6.884
80.00	0.08374	800.3	−3.524	−0.04334	1.154	2.142	883.4	178.0	151.4
80.00	0.08374	3.658	213.4	2.668	0.7747	1.120	178.4	5.608	7.982
90.00	0.2385	755.4	18.18	0.2099	1.088	2.188	783.6	139.5	129.2
90.00	0.2385	9.660	220.4	2.457	0.8073	1.216	184.7	6.618	9.129
100.00	0.5444	705.4	40.71	0.4428	1.037	2.306	678.7	114.0	108.3
100.00	0.5444	21.20	224.9	2.285	0.8544	1.389	187.5	7.924	10.37
110.00	1.067	647.4	64.89	0.6657	1.002	2.558	564.7	93.40	88.95
110.00	1.067	41.74	226.0	2.130	0.9190	1.725	186.7	9.722	11.83
120.00	1.877	574.6	92.30	0.8924	0.9951	3.202	433.1	73.95	71.30
120.00	1.877	78.77	221.2	1.967	1.016	2.601	182.0	12.51	14.10
130.00	3.065	456.2	129.3	1.169	1.110	8.070	254.0	51.35	53.11
130.00	3.065	164.8	201.1	1.721	1.235	9.853	171.9	18.94	21.85
132.86	3.494	303.9	164.7	1.429				32.12	

Ethanol (C₂H₆O)

<i>T</i> K	<i>P</i> MPa	ρ kg m ⁻³	<i>H</i> kJ kg ⁻¹	<i>S</i> kJ kg ⁻¹ K ⁻¹	<i>C_v</i> kJ kg ⁻¹ K ⁻¹	<i>C_p</i> kJ kg ⁻¹ K ⁻¹	<i>u</i> m s ⁻¹	η μPa s	λ mW m ⁻¹ K ⁻¹
160.00	0.9015·10 ⁻⁹	907.9	−429.4	−1.713	1.323	1.804	1701.		
160.00	0.9015·10 ⁻⁹	0.3122·10 ⁻⁷	612.0	4.795	0.8595	1.040	186.9		11.66
180.00	0.4812·10 ⁻⁷	887.9	−392.0	−1.493	1.503	1.918	1608.		210.0

T K	P MPa	ρ kg m ⁻³	H kJ kg ⁻¹	S kJ kg ⁻¹ K ⁻¹	C_v kJ kg ⁻¹ K ⁻¹	C_p kJ kg ⁻¹ K ⁻¹	u m s ⁻¹	η μPa s	λ mW m ⁻¹ K ⁻¹
180.00	0.4812·10 ⁻⁷	0.1481·10 ⁻⁵	633.2	4.203	0.9026	1.083	197.4		12.17
200.00	0.1102·10 ⁻⁵	869.5	-353.2	-1.289	1.555	1.954	1528.		199.2
200.00	0.1102·10 ⁻⁵	0.3052·10 ⁻⁴	655.3	3.754	0.9487	1.129	207.3		12.80
220.00	0.1369·10 ⁻⁴	851.8	-313.7	-1.101	1.613	2.001	1443.		190.0
220.00	0.1369·10 ⁻⁴	0.3449·10 ⁻³	678.4	3.409	0.9990	1.179	216.5		13.55
240.00	0.1080·10 ⁻³	834.5	-273.0	-0.9234	1.697	2.077	1358.		182.2
240.00	0.1080·10 ⁻³	0.002495	702.5	3.141	1.054	1.235	225.2		14.44
260.00	0.6023·10 ⁻³	817.5	-230.5	-0.7533	1.802	2.179	1277.	2465.	175.4
260.00	0.6023·10 ⁻³	0.01285	727.6	2.932	1.115	1.296	233.4	7.586	15.46
280.00	0.002560	800.5	-185.7	-0.5875	1.922	2.302	1204.	1565.	169.6
280.00	0.002560	0.05078	753.6	2.767	1.181	1.365	241.1	8.211	16.61
300.00	0.008768	783.5	-138.2	-0.4238	2.056	2.449	1135.	1044.	164.5
300.00	0.008768	0.1629	780.4	2.638	1.254	1.444	248.1	8.829	17.90
320.00	0.02524	765.9	-87.56	-0.2604	2.201	2.620	1069.	726.6	159.8
320.00	0.02524	0.4426	807.5	2.537	1.336	1.535	254.3	9.439	19.34
340.00	0.06303	747.6	-33.25	-0.09599	2.350	2.812	1005.	524.3	155.5
340.00	0.06303	1.052	834.4	2.456	1.428	1.645	259.5	10.04	20.97
360.00	0.1400	727.9	25.12	0.07045	2.497	3.023	938.0	389.6	151.4
360.00	0.1400	2.245	860.5	2.391	1.532	1.778	263.3	10.63	22.84
380.00	0.2821	706.4	87.96	0.2397	2.639	3.257	867.4	296.0	147.2
380.00	0.2821	4.393	885.0	2.337	1.651	1.943	265.5	11.22	25.04
400.00	0.5237	682.1	155.8	0.4127	2.771	3.516	790.5	228.1	143.0
400.00	0.5237	8.010	907.4	2.292	1.786	2.150	265.6	11.82	27.75
420.00	0.9064	654.2	228.9	0.5896	2.880	3.790	706.3	177.1	138.5
420.00	0.9064	13.80	926.8	2.251	1.938	2.418	263.3	12.44	31.24
440.00	1.478	621.8	307.2	0.7697	2.961	4.060	615.1	137.9	134.0
440.00	1.478	22.77	942.3	2.213	2.111	2.785	258.1	13.13	36.00
460.00	2.289	583.9	390.6	0.9519	3.027	4.365	517.8	107.6	130.0
460.00	2.289	36.47	952.3	2.173	2.308	3.339	249.3	13.96	42.94
480.00	3.398	537.8	480.3	1.139	3.113	4.959	408.1	83.55	127.4
480.00	3.398	57.90	953.1	2.124	2.544	4.381	235.0	15.11	54.07
500.00	4.872	467.4	586.1	1.348	3.273	7.648	266.0	60.98	129.7
500.00	4.872	96.62	932.3	2.041	2.866	8.052	210.1	17.23	76.63
514.71	6.268	273.2	758.7	1.680					

Ethylene (C₂H₄)

T K	P MPa	ρ kg m ⁻³	H kJ kg ⁻¹	S kJ kg ⁻¹ K ⁻¹	C_v kJ kg ⁻¹ K ⁻¹	C_p kJ kg ⁻¹ K ⁻¹	u m s ⁻¹	D	η μPa s	λ mW m ⁻¹ K ⁻¹
103.99	0.1220·10 ⁻³	654.6	-158.1	-1.179	1.622	2.429	1767.	2.00849	685.7	270.6
103.99	0.1220·10 ⁻³	0.003958	409.4	4.279	0.8901	1.187	202.7	1.00000	0.7727	6.801
120.00	0.001368	634.2	-119.2	-0.8308	1.553	2.427	1660.	1.96600	427.5	248.8
120.00	0.001368	0.03852	428.3	3.731	0.8937	1.192	217.5	1.00004	3.339	6.780
140.00	0.01185	608.0	-70.81	-0.4581	1.465	2.408	1521.	1.91418	277.6	222.3
140.00	0.01185	0.2876	451.3	3.271	0.9064	1.212	233.9	1.00033	4.841	7.892
160.00	0.05623	580.9	-22.66	-0.1372	1.395	2.407	1377.	1.86255	200.1	197.5
160.00	0.05623	1.212	473.0	2.961	0.9336	1.260	247.4	1.00139	5.700	9.115
180.00	0.1818	552.2	25.87	0.1473	1.346	2.441	1227.	1.80986	153.0	174.6
180.00	0.1818	3.589	492.3	2.739	0.9783	1.347	257.0	1.00413	6.401	10.36
200.00	0.4555	521.2	75.68	0.4070	1.321	2.529	1070.	1.75467	120.5	153.7
200.00	0.4555	8.494	508.1	2.569	1.043	1.492	261.9	1.00979	7.133	11.86
220.00	0.9566	486.7	128.0	0.6516	1.320	2.700	903.5	1.69488	95.68	134.5
220.00	0.9566	17.45	519.1	2.429	1.132	1.738	261.5	1.02023	8.007	13.94
240.00	1.773	446.1	184.9	0.8911	1.344	3.043	724.4	1.62679	74.96	116.1
240.00	1.773	33.07	522.7	2.299	1.254	2.211	254.9	1.03865	9.162	17.14
260.00	3.003	393.5	250.4	1.141	1.407	3.946	524.1	1.54141	55.95	97.24

T K	P MPa	ρ kg m ⁻³	H kJ kg ⁻¹	S kJ kg ⁻¹ K ⁻¹	C_v kJ kg ⁻¹ K ⁻¹	C_p kJ kg ⁻¹ K ⁻¹	u m s ⁻¹	D	η μPa s	λ mW m ⁻¹ K ⁻¹
260.00	3.003	61.54	513.5	2.153	1.439	3.512	240.5	1.07303	10.96	23.22
265.00	3.390	376.5	269.4	1.210	1.437	4.473	467.2	1.51452	51.11	92.17
265.00	3.390	72.62	507.3	2.108	1.506	4.308	235.3	1.08667	11.63	26.05
270.00	3.812	356.4	290.3	1.284	1.484	5.409	405.0	1.48318	46.03	86.86
270.00	3.812	86.80	498.3	2.054	1.592	5.766	229.2	1.10433	12.51	30.45
275.00	4.275	330.8	314.6	1.368	1.566	7.588	334.7	1.44393	40.40	81.58
275.00	4.275	106.5	484.3	1.985	1.716	9.293	221.6	1.12922	13.76	39.17
280.00	4.784	290.7	347.8	1.481	1.778	19.56	246.7	1.38366	33.08	83.42
280.00	4.784	140.7	457.5	1.873	1.981	29.26	208.9	1.17365	16.18	71.72
282.35	5.042	214.2	399.4	1.661				1.27358	22.88	

Hydrogen sulfide (H₂S)

T K	P MPa	ρ kg m ⁻³	H kJ kg ⁻¹	S kJ kg ⁻¹ K ⁻¹	C_v kJ kg ⁻¹ K ⁻¹	C_p kJ kg ⁻¹ K ⁻¹	u m s ⁻¹		η μPa s	λ mW m ⁻¹ K ⁻¹
187.70	0.02326	992.3	-50.47	-0.2520	1.302	2.020	1438.		543.7	249.9
187.70	0.02326	0.5120	524.5	2.811	0.7437	0.9976	245.8		7.673	6.240
200.00	0.05034	971.5	-25.72	-0.1244	1.263	2.003	1373.		378.5	236.7
200.00	0.05034	1.046	535.5	2.682	0.7507	1.012	252.8		8.188	7.174
220.00	0.1437	936.5	14.28	0.06577	1.209	1.995	1268.		265.5	215.8
220.00	0.1437	2.758	552.2	2.511	0.7671	1.047	262.6		9.055	8.740
240.00	0.3377	899.8	54.38	0.2393	1.164	2.009	1162.		211.3	195.6
240.00	0.3377	6.093	566.9	2.375	0.7898	1.102	270.1		9.954	10.42
260.00	0.6875	860.6	95.09	0.4006	1.128	2.050	1054.		175.0	176.1
260.00	0.6875	11.87	579.1	2.262	0.8190	1.183	275.0		10.88	12.32
280.00	1.256	818.0	137.0	0.5533	1.099	2.127	942.1		146.2	157.6
280.00	1.256	21.16	588.0	2.164	0.8549	1.302	277.1		11.83	14.58
300.00	2.110	770.5	180.8	0.7008	1.078	2.262	825.0		121.9	139.7
300.00	2.110	35.48	592.7	2.074	0.8981	1.488	276.1		12.80	17.48
300.00	2.110	770.5	180.8	0.7008	1.078	2.262	825.0		121.9	139.7
300.00	2.110	35.48	592.7	2.074	0.8981	1.488	276.1		12.80	17.48
310.00	2.667	744.3	203.8	0.7738	1.070	2.365	763.8		110.9	131.0
310.00	2.667	45.26	592.9	2.029	0.9230	1.626	274.3		13.31	19.32
320.00	3.323	715.7	227.8	0.8472	1.064	2.509	700.2		100.6	122.5
320.00	3.323	57.40	591.4	1.983	0.9509	1.816	271.6		13.85	21.59
330.00	4.089	684.1	253.2	0.9218	1.062	2.719	633.5		90.67	114.0
330.00	4.089	72.67	587.6	1.935	0.9825	2.095	268.0		14.44	24.50
340.00	4.976	648.3	280.4	0.9989	1.064	3.055	562.6		81.07	105.6
340.00	4.976	92.34	580.8	1.883	1.020	2.548	263.4		15.13	28.43
350.00	5.997	605.8	310.4	1.081	1.074	3.678	485.6		71.43	97.33
350.00	5.997	118.9	569.3	1.821	1.065	3.409	257.7		16.04	34.18
360.00	7.171	551.1	345.6	1.175	1.099	5.271	398.9		61.01	89.85
360.00	7.171	158.3	549.8	1.742	1.126	5.653	250.8		17.54	43.94
370.00	8.529	457.9	397.2	1.309	1.176	18.59	292.8		46.39	88.51
370.00	8.529	238.3	506.6	1.604	1.225	23.66	242.8		21.88	72.03
373.10	9.000	347.3	450.5	1.449					31.95	

Isobutane (C₄H₁₀)

T K	P MPa	ρ kg m ⁻³	H kJ kg ⁻¹	S kJ kg ⁻¹ K ⁻¹	C_v kJ kg ⁻¹ K ⁻¹	C_p kJ kg ⁻¹ K ⁻¹	u m s ⁻¹	D	η μPa s	λ mW m ⁻¹ K ⁻¹
113.73	0.2289·10 ⁻⁷	740.3	-112.4	-0.6798	1.174	1.689	2000.	2.10871	8767.	157.9
113.73	0.2289·10 ⁻⁷	0.1407·10 ⁻⁵	368.3	3.547	0.7366	0.8796	139.4	1.00000	2.848	2.272
150.00	0.2388·10 ⁻⁴	706.0	-49.02	-0.1971	1.251	1.805	1714.	2.03196	1748.	148.4
150.00	0.2388·10 ⁻⁴	0.001113	403.1	2.817	0.8944	1.037	157.8	1.00000	3.799	4.461
200.00	0.003814	657.7	45.22	0.3440	1.363	1.968	1389.	1.93554	547.1	129.1
200.00	0.003814	0.1338	459.6	2.416	1.095	1.241	179.4	1.00015	5.080	8.027

T K	P MPa	ρ kg m ⁻³	H kJ kg ⁻¹	S kJ kg ⁻¹ K ⁻¹	C_v kJ kg ⁻¹ K ⁻¹	C_p kJ kg ⁻¹ K ⁻¹	u m s ⁻¹	D	η μPa s	λ mW m ⁻¹ K ⁻¹
220.00	0.01402	637.7	85.31	0.5349	1.415	2.041	1269.	1.89795	395.7	120.6
220.00	0.01402	0.4500	484.5	2.349	1.180	1.330	186.5	1.00049	5.576	9.620
240.00	0.04022	616.9	127.0	0.7159	1.475	2.123	1151.	1.86024	298.3	112.1
240.00	0.04022	1.197	510.3	2.313	1.270	1.428	192.3	1.00130	6.063	11.30
260.00	0.09588	595.4	170.4	0.8893	1.541	2.215	1036.	1.82195	231.6	103.9
260.00	0.09588	2.685	536.7	2.298	1.366	1.538	196.3	1.00291	6.545	13.07
280.00	0.1988	572.6	215.8	1.057	1.613	2.320	922.8	1.78256	183.8	95.99
280.00	0.1988	5.316	563.5	2.299	1.469	1.664	198.3	1.00575	7.033	14.96
300.00	0.3700	548.3	263.5	1.220	1.690	2.442	810.3	1.74142	148.2	88.60
300.00	0.3700	9.610	590.4	2.310	1.578	1.810	197.7	1.01041	7.546	17.02
320.00	0.6333	521.8	313.9	1.381	1.773	2.589	697.4	1.69761	120.7	81.78
320.00	0.6333	16.27	616.7	2.328	1.694	1.985	194.2	1.01765	8.118	19.37
340.00	1.015	492.1	367.4	1.541	1.862	2.777	582.7	1.64968	98.39	75.56
340.00	1.015	26.36	642.0	2.349	1.814	2.209	186.9	1.02871	8.813	22.21
360.00	1.543	457.2	425.0	1.703	1.958	3.052	463.6	1.59499	79.37	69.94
360.00	1.543	41.79	664.7	2.368	1.939	2.548	175.0	1.04579	9.758	25.97
380.00	2.252	412.8	488.6	1.870	2.069	3.588	335.1	1.52752	61.79	64.93
380.00	2.252	66.87	681.9	2.379	2.101	3.298	156.7	1.07403	11.28	31.85
400.00	3.186	341.0	565.4	2.060	2.250	6.349	184.4	1.42315	42.50	61.90
400.00	3.186	118.4	683.3	2.355	2.354	7.555	128.9	1.13392	14.76	46.45
407.81	3.629	225.5	633.9	2.226				1.26683	24.42	

Propylene (C₃H₆)

T K	P MPa	ρ kg m ⁻³	H kJ kg ⁻¹	S kJ kg ⁻¹ K ⁻¹	C_v kJ kg ⁻¹ K ⁻¹	C_p kJ kg ⁻¹ K ⁻¹	u m s ⁻¹	η μPa s	λ mW m ⁻¹ K ⁻¹
87.95	0.7472·10 ⁻⁹	768.1	-199.4	-1.420	1.569	2.182	2013.	9889.	192.9
87.95	0.7472·10 ⁻⁹	0.4299·10 ⁻⁷	386.1	5.237	0.7037	0.9013	149.2	2.589	3.110
100.00	0.4115·10 ⁻⁷	754.0	-173.4	-1.143	1.508	2.141	1952.	3842.	191.0
100.00	0.4115·10 ⁻⁷	0.2082·10 ⁻⁵	397.2	4.563	0.7331	0.9307	158.4	2.900	3.585
150.00	0.4110·10 ⁻³	697.6	-68.75	-0.2932	1.360	2.064	1667.	595.9	178.6
150.00	0.4110·10 ⁻³	0.01387	446.6	3.143	0.8545	1.052	191.0	4.250	5.884
200.00	0.02675	640.8	35.18	0.3042	1.338	2.114	1352.	265.2	160.2
200.00	0.02675	0.6864	501.0	2.633	1.003	1.213	215.6	5.647	8.831
220.00	0.07823	616.9	78.03	0.5080	1.359	2.170	1222.	208.4	151.6
220.00	0.07823	1.855	523.0	2.530	1.077	1.303	222.4	6.204	10.21
240.00	0.1872	591.8	122.3	0.6996	1.393	2.249	1091.	167.8	142.3
240.00	0.1872	4.179	544.5	2.459	1.162	1.416	226.7	6.773	11.76
260.00	0.3862	565.0	168.4	0.8828	1.437	2.354	959.8	137.4	132.6
260.00	0.3862	8.277	565.0	2.408	1.256	1.557	228.1	7.386	13.59
280.00	0.7128	535.8	216.9	1.060	1.490	2.493	827.5	113.7	122.4
280.00	0.7128	14.99	583.8	2.371	1.360	1.740	225.9	8.098	15.91
300.00	1.209	503.1	268.7	1.236	1.553	2.691	692.3	94.26	111.8
300.00	1.209	25.57	600.0	2.340	1.478	2.002	219.5	9.001	19.10
320.00	1.919	464.5	324.9	1.412	1.627	3.014	550.7	77.41	100.9
320.00	1.919	42.31	611.7	2.308	1.611	2.439	208.1	10.28	23.92
340.00	2.897	414.7	388.4	1.598	1.725	3.751	396.4	61.38	89.42
340.00	2.897	70.66	614.7	2.263	1.772	3.485	190.2	12.37	32.30
360.00	4.219	325.7	473.1	1.829	1.955	10.53	206.3	41.61	80.20
360.00	4.219	138.1	588.4	2.149	2.090	14.37	161.9	17.78	57.59
364.21	4.555	229.6	531.1	1.986					

R-134a (1,1,1,2-tetrafluoroethane, CF₃CH₂F)

T K	P MPa	ρ kg m ⁻³	H kJ kg ⁻¹	S kJ kg ⁻¹ K ⁻¹	C_v kJ kg ⁻¹ K ⁻¹	C_p kJ kg ⁻¹ K ⁻¹	u m s ⁻¹	η μPa s	λ mW m ⁻¹ K ⁻¹
169.85	0.3896·10 ⁻³	1591.	71.46	0.4126	0.7922	1.184	1120.	2154.	145.2

<i>T</i> K	<i>P</i> MPa	ρ kg m ⁻³	<i>H</i> kJ kg ⁻¹	<i>S</i> kJ kg ⁻¹ K ⁻¹	<i>C_v</i> kJ kg ⁻¹ K ⁻¹	<i>C_p</i> kJ kg ⁻¹ K ⁻¹	<i>u</i> m s ⁻¹	η μPa s	λ mW m ⁻¹ K ⁻¹
169.85	0.3896·10 ⁻³	0.02817	334.9	1.964	0.5030	0.5853	126.8	6.829	3.080
180.00	0.001128	1564.	83.48	0.4814	0.7912	1.187	1068.	1479.	139.1
180.00	0.001128	0.07701	340.9	1.911	0.5267	0.6097	130.1	7.232	3.893
200.00	0.006313	1510.	107.4	0.6073	0.8016	1.206	967.6	867.3	127.7
200.00	0.006313	0.3898	353.1	1.836	0.5732	0.6586	136.0	8.015	5.498
220.00	0.02443	1455.	131.8	0.7235	0.8193	1.233	869.9	582.2	117.2
220.00	0.02443	1.385	365.7	1.787	0.6204	0.7109	141.0	8.779	7.108
240.00	0.07248	1398.	156.8	0.8321	0.8403	1.267	775.0	420.2	107.3
240.00	0.07248	3.837	378.3	1.755	0.6700	0.7705	144.7	9.521	8.732
260.00	0.1768	1337.	182.6	0.9349	0.8631	1.308	682.1	316.6	97.92
260.00	0.1768	8.905	390.8	1.736	0.7234	0.8418	146.8	10.25	10.39
280.00	0.3727	1272.	209.3	1.033	0.8877	1.361	590.2	244.3	88.99
280.00	0.3727	18.23	402.5	1.724	0.7810	0.9296	146.6	10.98	12.12
300.00	0.7028	1200.	237.2	1.129	0.9144	1.432	497.9	190.5	80.34
300.00	0.7028	34.19	413.3	1.716	0.8426	1.044	143.9	11.77	14.01
320.00	1.217	1117.	266.8	1.223	0.9443	1.543	404.0	147.8	71.78
320.00	1.217	60.71	422.3	1.709	0.9093	1.211	137.9	12.73	16.30
340.00	1.972	1015.	298.9	1.318	0.9802	1.751	306.4	111.8	63.08
340.00	1.972	105.7	428.2	1.698	0.9852	1.524	127.6	14.16	19.71
360.00	3.040	870.1	336.1	1.421	1.039	2.437	196.0	78.15	54.06
360.00	3.040	193.6	427.1	1.674	1.085	2.606	111.2	17.14	27.37
374.21	4.059	511.9	389.6	1.562				34.69	

R-1234yf (2,3,3,3-Tetrafluoroprop-1-ene, CF₃CF=CH₂)

<i>T</i> K	<i>P</i> MPa	ρ kg m ⁻³	<i>H</i> kJ kg ⁻¹	<i>S</i> kJ kg ⁻¹ K ⁻¹	<i>C_v</i> kJ kg ⁻¹ K ⁻¹	<i>C_p</i> kJ kg ⁻¹ K ⁻¹	<i>u</i> m s ⁻¹
240.00	0.08603	1273.	159.1	0.8412	0.7990	1.178	704.6
240.00	0.08603	5.129	341.2	1.600	0.7096	0.8004	134.5
250.00	0.1327	1245.	171.0	0.8898	0.8205	1.210	659.9
250.00	0.1327	7.713	347.9	1.597	0.7374	0.8352	135.4
260.00	0.1972	1216.	183.3	0.9378	0.8411	1.243	616.0
260.00	0.1972	11.23	354.6	1.597	0.7656	0.8725	135.8
270.00	0.2834	1186.	195.9	0.9852	0.8607	1.278	572.8
270.00	0.2834	15.89	361.2	1.597	0.7940	0.9127	135.6
280.00	0.3959	1154.	208.9	1.032	0.8794	1.315	529.7
280.00	0.3959	22.00	367.7	1.599	0.8227	0.9569	134.7
290.00	0.5393	1121.	222.3	1.079	0.8973	1.356	486.6
290.00	0.5393	29.88	374.0	1.602	0.8514	1.006	133.2
300.00	0.7187	1085.	236.1	1.125	0.9147	1.401	443.1
300.00	0.7187	39.99	379.9	1.604	0.8808	1.065	130.9
310.00	0.9394	1047.	250.3	1.171	0.9321	1.454	399.2
310.00	0.9394	52.95	385.5	1.607	0.9122	1.139	127.7
320.00	1.207	1005.	265.1	1.217	0.9496	1.521	354.6
320.00	1.207	69.65	390.5	1.609	0.9467	1.238	123.6
330.00	1.528	957.6	280.5	1.263	0.9667	1.617	308.2
330.00	1.528	91.48	394.8	1.610	0.9847	1.382	118.3
340.00	1.910	902.8	296.8	1.311	0.9855	1.768	257.2
340.00	1.910	120.8	397.9	1.608	1.027	1.614	111.7
350.00	2.361	834.9	314.5	1.360	1.015	2.061	200.6
350.00	2.361	162.8	399.2	1.602	1.077	2.087	103.4
360.00	2.893	738.9	335.0	1.416	1.074	3.029	138.4
360.00	2.893	232.4	396.3	1.587	1.146	3.724	92.64
367.85	3.382	475.6	369.6	1.509			

Sulfur hexafluoride (SF₆)

<i>T</i> K	<i>P</i> MPa	ρ kg m ⁻³	<i>H</i> kJ kg ⁻¹	<i>S</i> kJ kg ⁻¹ K ⁻¹	<i>C_v</i> kJ kg ⁻¹ K ⁻¹	<i>C_p</i> kJ kg ⁻¹ K ⁻¹	<i>u</i> m s ⁻¹
223.56	0.2314	1845.	154.1	0.8175	0.5275	0.8371	552.3

T K	P MPa	ρ kg m ⁻³	H kJ kg ⁻¹	S kJ kg ⁻¹ K ⁻¹	C_v kJ kg ⁻¹ K ⁻¹	C_p kJ kg ⁻¹ K ⁻¹	u m s ⁻¹
223.56	0.2314	19.56	264.7	1.312	0.4833	0.5631	112.8
230.00	0.3013	1813.	159.5	0.8414	0.5407	0.8573	521.5
230.00	0.3013	25.14	267.4	1.310	0.4996	0.5851	112.8
240.00	0.4401	1761.	168.3	0.8784	0.5604	0.8902	474.7
240.00	0.4401	36.21	271.6	1.309	0.5249	0.6219	112.3
250.00	0.6220	1705.	177.4	0.9151	0.5796	0.9264	428.6
250.00	0.6220	50.87	275.6	1.308	0.5506	0.6636	111.0
260.00	0.8546	1646.	186.9	0.9517	0.5986	0.9681	382.8
260.00	0.8546	70.10	279.5	1.308	0.5762	0.7121	109.0
270.00	1.146	1580.	196.8	0.9884	0.6176	1.019	336.9
270.00	1.146	95.32	283.0	1.308	0.6026	0.7739	106.1
280.00	1.506	1507.	207.2	1.025	0.6372	1.087	290.2
280.00	1.506	128.7	286.1	1.307	0.6327	0.8623	102.1
290.00	1.942	1423.	218.3	1.063	0.6589	1.190	241.6
290.00	1.942	173.9	288.4	1.305	0.6650	0.9997	96.92
300.00	2.468	1319.	230.3	1.103	0.6863	1.380	189.8
300.00	2.468	238.4	289.6	1.300	0.7029	1.272	90.15
310.00	3.098	1175.	244.3	1.147	0.7308	1.961	131.5
310.00	3.098	344.1	288.2	1.289	0.7618	2.195	81.33
318.72	3.755	742.3	269.5	1.225			

Sulfur dioxide (SO₂)

T K	P MPa	ρ kg m ⁻³	H kJ kg ⁻¹	S kJ kg ⁻¹ K ⁻¹	C_v kJ kg ⁻¹ K ⁻¹	C_p kJ kg ⁻¹ K ⁻¹	u m s ⁻¹
197.70	0.001660	1620.	-89.30	-0.3900	0.8776	1.376	1362.
197.70	0.001660	0.06483	355.0	1.857	0.4424	0.5746	182.2
200.00	0.002026	1615.	-86.14	-0.3741	0.8756	1.374	1350.
200.00	0.002026	0.07823	356.3	1.838	0.4443	0.5768	183.2
220.00	0.009334	1567.	-58.76	-0.2437	0.8578	1.364	1253.
220.00	0.009334	0.3289	367.1	1.692	0.4638	0.6006	191.1
240.00	0.03199	1519.	-31.52	-0.1252	0.8406	1.360	1160.
240.00	0.03199	1.041	377.7	1.580	0.4885	0.6330	198.1
260.00	0.08791	1469.	-4.277	-0.01632	0.8248	1.363	1070.
260.00	0.08791	2.677	387.6	1.491	0.5180	0.6750	203.9
280.00	0.2043	1417.	23.14	0.08495	0.8112	1.375	980.3
280.00	0.2043	5.897	396.6	1.419	0.5514	0.7274	208.4
300.00	0.4172	1362.	50.92	0.1802	0.7999	1.398	891.0
300.00	0.4172	11.57	404.6	1.359	0.5875	0.7915	211.3
320.00	0.7702	1304.	79.31	0.2710	0.7910	1.436	801.0
320.00	0.7702	20.83	411.1	1.308	0.6253	0.8712	212.4
340.00	1.313	1240.	108.6	0.3586	0.7849	1.495	709.5
340.00	1.313	35.23	415.7	1.262	0.6648	0.9756	211.5
360.00	2.099	1168.	139.3	0.4445	0.7819	1.590	615.4
360.00	2.099	57.07	417.8	1.218	0.7065	1.126	208.2
380.00	3.190	1086.	172.2	0.5306	0.7832	1.759	516.7
380.00	3.190	90.35	416.1	1.173	0.7529	1.380	202.2
400.00	4.656	983.7	208.7	0.6205	0.7922	2.134	409.4
400.00	4.656	143.8	408.2	1.119	0.8091	1.942	192.9
420.00	6.590	832.0	254.3	0.7264	0.8262	3.867	279.4
420.00	6.590	248.6	385.7	1.039	0.8916	4.570	179.3
430.64	7.884	525.0	320.7	0.8778			

Toluene (CH₃–C₆H₅)

<i>T</i> K	<i>P</i> MPa	<i>ρ</i> kg m ^{−3}	<i>H</i> kJ kg ^{−1}	<i>S</i> kJ kg ^{−1} K ^{−1}	<i>C_v</i> kJ kg ^{−1} K ^{−1}	<i>C_p</i> kJ kg ^{−1} K ^{−1}	<i>u</i> m s ^{−1}
178.00	0.3939·10 ^{−7}	974.8	−344.9	−1.261	1.024	1.472	1888.
178.00	0.3939·10 ^{−7}	0.2453·10 ^{−5}	147.1	1.503	0.5940	0.6843	136.0
180.00	0.5534·10 ^{−7}	972.9	−342.0	−1.244	1.024	1.472	1877.
180.00	0.5534·10 ^{−7}	0.3407·10 ^{−5}	148.5	1.480	0.6004	0.6907	136.7
200.00	0.1083·10 ^{−5}	953.5	−312.5	−1.089	1.039	1.479	1768.
200.00	0.1083·10 ^{−5}	0.6002·10 ^{−4}	163.0	1.288	0.6668	0.7570	143.1
220.00	0.1148·10 ^{−4}	934.6	−282.7	−0.9471	1.068	1.504	1665.
220.00	0.1148·10 ^{−4}	0.5783·10 ^{−3}	178.8	1.151	0.7373	0.8275	149.3
240.00	0.7754·10 ^{−4}	916.0	−252.2	−0.8147	1.108	1.542	1566.
240.00	0.7754·10 ^{−4}	0.003581	196.1	1.053	0.8111	0.9014	155.1
260.00	0.3731·10 ^{−3}	897.5	−220.9	−0.6895	1.156	1.590	1472.
260.00	0.3731·10 ^{−3}	0.01591	214.8	0.9865	0.8876	0.9781	160.7
280.00	0.001383	879.0	−188.6	−0.5697	1.210	1.646	1381.
280.00	0.001383	0.05483	235.0	0.9433	0.9660	1.057	166.0
300.00	0.004177	860.4	−155.1	−0.4541	1.268	1.707	1294.
300.00	0.004177	0.1549	256.7	0.9184	1.046	1.138	171.0
320.00	0.01073	841.7	−120.3	−0.3418	1.329	1.773	1211.
320.00	0.01073	0.3745	279.7	0.9080	1.126	1.221	175.5
340.00	0.02417	822.6	−84.12	−0.2323	1.391	1.842	1130.
340.00	0.02417	0.7995	303.9	0.9090	1.208	1.305	179.4
360.00	0.04898	803.1	−46.54	−0.1250	1.455	1.915	1051.
360.00	0.04898	1.545	329.3	0.9190	1.289	1.391	182.7
380.00	0.09099	783.0	−7.483	−0.01956	1.518	1.989	974.1
380.00	0.09099	2.757	355.7	0.9361	1.370	1.479	185.1
400.00	0.1573	762.2	33.10	0.08428	1.581	2.066	898.1
400.00	0.1573	4.612	382.9	0.9587	1.450	1.570	186.4
450.00	0.4862	705.7	141.6	0.3385	1.737	2.272	709.6
450.00	0.4862	13.62	453.2	1.031	1.649	1.814	184.2
500.00	1.177	638.1	261.2	0.5882	1.887	2.529	516.5
500.00	1.177	33.64	523.7	1.113	1.846	2.132	170.9
550.00	2.428	544.8	395.8	0.8406	2.043	3.029	306.4
550.00	2.428	80.11	585.4	1.185	2.057	2.873	140.1
591.75	4.126	292.0	565.8	1.130			

VIRIAL COEFFICIENTS OF SELECTED GASES

Henry V. Kehiaian

This table gives second virial coefficients of about 110 inorganic and organic gases as a function of temperature. Selected data from the literature have been fitted by least squares to the equation

$$B/\text{cm}^3\text{mol}^{-1} = \sum_{i=1}^n a(i)[(T_0/T) - 1]^{i-1}$$

where $T_0 = 298.15$ K. The table gives the coefficients $a(i)$ and values of B at fixed temperature increments, as calculated from this smoothing equation.

The equation may be used with the tabulated coefficients for interpolation within the indicated temperature range. It should not be used for extrapolation beyond this range.

Compounds are listed in the modified Hill order (see Introduction), with carbon-containing compounds following those compounds not containing carbon.

A useful compilation of virial coefficient data from the literature may be found in the reference.

Reference

Dymond, J. H., and Smith, E. B., *The Virial Coefficients of Pure Gases and Mixtures, A Critical Compilation*, Oxford University Press, Oxford, 1980.

Compounds Not Containing Carbon				Mol. Form.	Name	T/K	B/cm ³ mol ⁻¹
Ar	Argon	100	-184	F ₂	Fluorine	500	-97
		120	-131			600	-59
		140	-98			700	-36
						800	-22
						900	-12
		$a(1) = -16$	160			80	-378
		$a(2) = -60$	180			110	-165
		$a(3) = -9.7$	200			140	-109
		$a(4) = -1.5$	300				
			400			$a(1) = 8.5$	-79
			500			$a(2) = -163.2$	-55
			600			$a(3) = 84.0$	-33
			700			$a(4) = -27.9$	-14
			800	F ₄ Si	Silicon tetrafluoride	260	-268
			900			210	-213
			1000			240	-170
BF ₃	Boron trifluoride	200	-338			270	-136
		240	-202			300	-108
		280	-129			330	-84
		$a(1) = -106$	320			360	-64
		$a(2) = -330$	360			390	-47
		$a(3) = -251$	400			420	-32
		$a(4) = -80$	440			450	-32
ClH	Hydrogen chloride	190	-451	F ₅ I	Iodine pentafluoride	320	-2540
		230	-269			330	-2344
		270	-181			340	-2172
		$a(1) = -144$	310				
		$a(2) = -325$	350			$a(1) = -3077$	-2021
		$a(3) = -277$	390			$a(2) = -8474$	-1890
		$a(4) = -170$	430			$a(3) = -9116$	-1775
			470			380	-1674
						390	-1587
						400	-1510
						410	-1443
Cl ₂	Chlorine	210	-508	F ₅ P	Phosphorus pentafluoride	320	-162
		220	-483			340	-143
		230	-457			360	-127
		$a(1) = -303$	240				
		$a(2) = -555$	250			$a(1) = -186$	-112
		$a(3) = 9$	260			$a(2) = -345$	-98
		$a(4) = 329$	270			400	-86
		$a(5) = 68$	280			420	-75
			290			440	-64
			300	F ₆ Mo	Molybdenum hexafluoride	460	-64
			350			300	-896
			400			310	-810
			450			320	-737

Mol. Form.	Name	<i>T</i> /K	<i>B</i> /cm ³ mol ⁻¹	Mol. Form.	Name	<i>T</i> /K	<i>B</i> /cm ³ mol ⁻¹			
F ₆ S	<i>a</i> (1) = −914	330	−677	H ₃ N	Ammonia	1100	−14			
	<i>a</i> (2) = −2922	340	−627			1200	−11			
	<i>a</i> (3) = −4778	350	−586			290	−302			
		360	−553			300	−265			
		370	−527			310	−236			
		380	−506							
		390	−491			<i>a</i> (1) = −271	320	−213		
		200	−685			<i>a</i> (2) = −1022	330	−194		
		250	−416			<i>a</i> (3) = −2715	340	−179		
		300	−275			<i>a</i> (4) = −4189	350	−166		
							360	−154		
		<i>a</i> (1) = −279	350			−190		370	−144	
		<i>a</i> (2) = −647	400			−135		380	−135	
		<i>a</i> (3) = −335	450			−96		400	−118	
F ₆ U	<i>a</i> (4) = −72	500	−68		420	−101				
	Uranium hexafluoride	320	−1030	H ₃ P	Phosphine	190	−457			
			340			−905	200	−404		
			360			−805	210	−364		
		<i>a</i> (1) = −1204	380			−724	<i>a</i> (1) = −146	220	−332	
		<i>a</i> (2) = −2690	400			−658	<i>a</i> (2) = −733	230	−305	
		<i>a</i> (3) = −2144	420			−604	<i>a</i> (3) = 1022	240	−281	
			440			−560	<i>a</i> (4) = −1220	250	−258	
			320			−641		260	−235	
			340			−578		270	−213	
			360			−523		280	−190	
			<i>a</i> (1) = −719			380	−473		290	−166
			<i>a</i> (2) = −1143			400	−428	He	Helium	2
			420			−387	6			−48
		440	−350	10	−24					
		460	−317	<i>a</i> (1) = 12.44	14	−13				
H ₂	Hydrogen	15	−230	<i>a</i> (2) = −1.25	18	−7				
		20	−151		22	−3				
		25	−108		26	−1				
			30	−82		30	1			
			35	−64		50	6			
			40	−52		70	8			
			45	−42		90	10			
			50	−35		110	10			
			60	−24		150	11			
			70	−16		250	12			
			80	−11		650	13			
			90	−7		700	13			
			100	−3	Kr	Krypton	110	−363		
			200	11			120	−307		
	300	15	130	−263						
	400	18	<i>a</i> (1) = −51	140			−229			
H ₂ O	Water	300	−1126	<i>a</i> (2) = −118			150	−201		
			320	−850			<i>a</i> (3) = −29	160	−178	
			340	−660			<i>a</i> (4) = −5	170	−159	
			360	−526				180	−143	
			380	−428				190	−129	
			400	−356				200	−117	
			420	−301				250	−75	
			440	−258				300	−51	
			460	−224				400	−23	
			480	−197				500	−8	
			500	−175		600	2			
			600	−104		700	8			
			700	−67	NO	Nitric oxide	120	−232		
			800	−44			130	−176		
	900	−30	140	−138						
	1000	−20	<i>a</i> (1) = −12	150			−113			

Mol. Form.	Name	<i>T</i> /K	<i>B</i> /cm ³ mol ⁻¹	Mol. Form.	Name	<i>T</i> /K	<i>B</i> /cm ³ mol ⁻¹					
N ₂	<i>a</i> (2) = −119	160	−96	Xe	<i>a</i> (1) = −430	380	−221					
	<i>a</i> (3) = 89	170	−83		<i>a</i> (2) = −1193	410	−181					
	<i>a</i> (4) = −73	180	−73		<i>a</i> (3) = −1029	440	−153					
		190	−65			470	−132					
		200	−58			160	−421					
		210	−52			170	−377					
		230	−42			180	−340					
		250	−32		<i>a</i> (1) = −130	190	−307					
		270	−24		<i>a</i> (2) = −262	200	−280					
		75	−274		<i>a</i> (3) = −87	210	−255					
		100	−161			220	−234					
		125	−104			230	−215					
	<i>a</i> (1) = −4.3	150	−71			240	−199					
	<i>a</i> (2) = −55.7	175	−49			250	−184					
	<i>a</i> (3) = −11.8	200	−34			300	−129					
		225	−24			350	−93					
		250	−15			400	−69					
		300	−4			500	−39					
		400	9			600	−21					
	500	16		650	−14							
	600	21										
	700	24										
N ₂ O	Nitrous oxide	240	−219	Compounds Containing Carbon								
		260	−181	Mol. form.	Name	<i>T</i> /K	<i>B</i> /cm ³ mol ⁻¹					
		280	−151									
		<i>a</i> (1) = −130	300					−128	CClF ₃	Chlorotrifluoromethane	240	−369
		<i>a</i> (2) = −307	320					−110			290	−237
		<i>a</i> (3) = −248	340					−96			340	−165
			360					−85			<i>a</i> (1) = −223	390
			380					−76	<i>a</i> (2) = −504	440	−86	
			400					−68	<i>a</i> (3) = −340	490	−60	
		Ne	Neon					60	−25	<i>a</i> (4) = −291	540	−39
80	−13							CCl ₂ F ₂	Dichlorodifluoromethane	250	−769	
100	−6			280	−570							
<i>a</i> (1) = 10.8	120			−1	310	−441						
<i>a</i> (2) = −7.5	140			2	<i>a</i> (1) = −486	340	−353					
<i>a</i> (3) = −0.4	160			4	<i>a</i> (2) = −1217	370	−289					
	180			6	<i>a</i> (3) = −1188	400	−241					
	200			7	<i>a</i> (4) = −698	430	−204					
	300			11	460	−174						
	400			13	CCl ₃ F	Trichlorofluoromethane	240	−1140				
	500			14			280	−879				
	600			15			320	−689				
O ₂	Oxygen	90	−241	<i>a</i> (1) = −786			360	−545				
		110	−161	<i>a</i> (2) = −1428	400	−431						
		130	−117	<i>a</i> (3) = −142	440	−340						
		<i>a</i> (1) = −16	150	−88	480	−265						
		<i>a</i> (2) = −62	170	−69	CCl ₄	Tetrachloromethane	320	−1345				
		<i>a</i> (3) = −8	190	−55			340	−1171				
		<i>a</i> (4) = −3	210	−44			360	−1040				
			230	−36			<i>a</i> (1) = −1600	380	−942			
			250	−29	<i>a</i> (2) = −4059	400	−868					
			270	−23	<i>a</i> (3) = −4653	420	−814					
			290	−18	CF ₄	Tetrafluoromethane	250	−137				
			310	−14			300	−87				
			330	−10			350	−55				
			350	−7			<i>a</i> (1) = −88	400	−32			
			400	−1			<i>a</i> (2) = −238	450	−16			
		O ₂ S	Sulfur dioxide	290			−465	<i>a</i> (3) = −70	500	−4		
320	−354			600			14					
350	−276			700			25					

Mol. form.	Name	<i>T</i> /K	<i>B</i> /cm ³ mol ⁻¹	Mol. form.	Name	<i>T</i> /K	<i>B</i> /cm ³ mol ⁻¹	
CHClF ₂	Chlorodifluoromethane	800	33	CH ₃ Cl	Chloromethane	280	-466	
		300	-343			300	-402	
		325	-298			320	-348	
		350	-257			340	-304	
		<i>a</i> (1) = -347	375			-221	360	-266
		<i>a</i> (2) = -575	400			-188	380	-234
		<i>a</i> (3) = 187	425			-158	400	-206
CHCl ₂ F	Dichlorofluoromethane	250	-728	CH ₃ F	Fluoromethane	420	-182	
		275	-634			440	-161	
		300	-557			460	-142	
		<i>a</i> (1) = -562	325			-491	480	-126
		<i>a</i> (2) = -862	350			-434	500	-112
		375	-385			600	-58	
		400	-343			280	-244	
CHCl ₃	Trichloromethane	425	-305	CH ₃ I	Iodomethane	300	-205	
		450	-271			320	-174	
		320	-1001			340	-150	
		330	-926			360	-129	
		340	-858			380	-112	
		<i>a</i> (1) = -1193	350			-797	400	-99
		<i>a</i> (2) = -2936	360			-740	420	-87
CHF ₃	Trifluoromethane	370	-689	CH ₄	Methane	310	-725	
		380	-642			320	-646	
		390	-599			330	-582	
		400	-559			340	-531	
		<i>a</i> (1) = -177	200			-433	350	-492
		<i>a</i> (2) = -399	220			-350	360	-462
		<i>a</i> (3) = -250	240			-288	370	-441
CH ₂ Cl ₂	Dichloromethane	260	-241	CH ₃ O	Methanol	380	-427	
		280	-204			110	-328	
		300	-174			120	-276	
		320	-151			130	-237	
		340	-132			140	-206	
		360	-116			150	-181	
		380	-103			160	-160	
CH ₂ F ₂	Difluoromethane	400	-91	CH ₃ N	Methylamine	170	-143	
		320	-706			180	-128	
		330	-634			190	-116	
		340	-574			200	-105	
		<i>a</i> (1) = -913	350			-524	250	-66
		<i>a</i> (2) = -3371	360			-482	300	-43
		<i>a</i> (3) = -5013	370			-447	350	-27
CH ₃ Br	Bromomethane	380	-420	CH ₄ O	Methanol	400	-16	
		400	-380			500	0	
		420	-357			600	10	
		280	-375			320	-1431	
		290	-343			330	-1299	
		300	-316			340	-1174	
		<i>a</i> (1) = -321	310			-294	350	-1056
<i>a</i> (2) = -754	320	-275	360	-945				
CH ₃ Br	Bromomethane	330	-260	CH ₅ N	Methylamine	370	-840	
		340	-248			380	-741	
		350	-238			390	-646	
		280	-645			400	-557	
		290	-596			300	-451	
		300	-551			325	-367	
		<i>a</i> (1) = -559	310			-509	350	-304
<i>a</i> (2) = -1324	320	-469	375	-257				
		340	-396			400	-220	
		360	-332			425	-192	
		380	-274			450	-170	

Mol. form.	Name	<i>T</i> /K	<i>B</i> /cm ³ mol ⁻¹	Mol. form.	Name	<i>T</i> /K	<i>B</i> /cm ³ mol ⁻¹
CO	Carbon monoxide	500	-140	C ₂ H ₃ N	Ethanenitrile	270	-263
		550	-122			330	-3468
		210	-36			340	-2971
		240	-24			350	-2563
		270	-15			360	-2233
		<i>a</i> (1) = -9	-8			370	-1970
		<i>a</i> (2) = -58	-3			380	-1765
		<i>a</i> (3) = -18	1			390	-1610
		420	7			400	-1499
		480	11			410	-1425
CO ₂	Carbon dioxide	220	-244	C ₂ H ₄	Ethene	240	-218
		240	-204			270	-172
		260	-172			300	-139
		<i>a</i> (1) = -127	-146			330	-113
		<i>a</i> (2) = -288	-126			360	-92
		<i>a</i> (3) = -118	-108			390	-76
		340	-94			420	-63
		360	-81			450	-52
		380	-71	C ₂ H ₄ Cl ₂	1,2-Dichloroethane	370	-812
		400	-62			390	-716
		500	-30			410	-635
		600	-13			430	-566
		700	-1			450	-508
		800	7			470	-458
		900	12			490	-416
		1000	16			510	-379
		1100	19			530	-347
		280	-932			550	-319
CS ₂	Carbon disulfide	310	-740	C ₂ H ₄ O	Ethanal	570	-295
		340	-603			290	-1352
		<i>a</i> (1) = -807	-504			320	-927
		<i>a</i> (2) = -1829	-431			350	-654
		<i>a</i> (3) = -1371	-375			380	-482
C ₂ Cl ₂ F ₄	1,2-Dichloro-1,1,2,2-tetrafluoroethane	300	-801			410	-375
		320	-695			440	-314
		340	-608			470	-283
		<i>a</i> (1) = -812	-536	C ₂ H ₄ O ₂	Methyl methanoate	320	-821
		<i>a</i> (2) = -1773	-475			330	-744
		<i>a</i> (3) = -963	-423			340	-677
		400	-423			350	-620
		420	-379			360	-571
		440	-341			370	-528
		460	-307			380	-492
		480	-279			390	-461
		500	-253			400	-435
C ₂ Cl ₃ F ₃	1,1,2-Trichloro-1,2,2-trifluoroethane	290	-1041	C ₂ H ₅ Cl	Chloroethane	320	-634
		310	-943			360	-450
		330	-856			400	-330
		<i>a</i> (1) = -999	-780			440	-249
		<i>a</i> (2) = -1479	-712			480	-195
		370	-712			520	-157
		390	-651			560	-131
		410	-596			600	-114
		430	-546	C ₂ H ₆	Ethane	200	-409
		450	-500			220	-337
C ₂ H ₂	Ethyne	200	-573			240	-284
		210	-500			260	-242
		220	-440			280	-209
		<i>a</i> (1) = -216	-390			300	-181
		<i>a</i> (2) = -375	-349			320	-159
		<i>a</i> (3) = -716	-315			340	-140
		250	-315				
		260	-287				

Mol. form.	Name	<i>T</i> /K	<i>B</i> /cm ³ mol ⁻¹	Mol. form.	Name	<i>T</i> /K	<i>B</i> /cm ³ mol ⁻¹
		360	-123			440	-146
		380	-109			460	-131
		400	-96			480	-118
		500	-52			500	-106
C ₂ H ₆ O	Ethanol	600	-24	C ₃ H ₆ O	2-Propanone	300	-1996
		320	-2710			320	-1522
		330	-2135			340	-1198
		340	-1676		<i>a</i> (1) = -2051	360	-971
	<i>a</i> (1) = -4475	350	-1317		<i>a</i> (2) = -8903	380	-806
	<i>a</i> (2) = -29719	360	-1043		<i>a</i> (3) = -18056	400	-683
	<i>a</i> (3) = -56716	370	-843		<i>a</i> (4) = -16448	420	-586
		380	-705			440	-506
		390	-622			460	-437
C ₂ H ₆ O	Dimethyl ether	275	-536			480	-375
		280	-517	C ₃ H ₆ O	Ethyl methanoate	330	-1003
		285	-499			340	-916
	<i>a</i> (1) = -455	290	-482			350	-839
	<i>a</i> (2) = -965	295	-465		<i>a</i> (1) = -1371	360	-771
		300	-449		<i>a</i> (2) = -4231	370	-712
		305	-433		<i>a</i> (3) = -4312	380	-660
		310	-418			390	-614
C ₂ H ₇ N	Dimethylamine	310	-606	C ₃ H ₆ O	Methyl ethanoate	320	-1320
		320	-563			330	-1186
		330	-523			340	-1074
	<i>a</i> (1) = -662	340	-487		<i>a</i> (1) = -1709	350	-980
	<i>a</i> (2) = -1504	350	-454		<i>a</i> (2) = -6348	360	-903
	<i>a</i> (3) = -667	360	-423		<i>a</i> (3) = -9650	370	-840
		370	-395			380	-789
		380	-369			390	-749
		390	-345	C ₃ H ₇ Cl	1-Chloropropane	310	-1001
		400	-322			340	-772
C ₂ H ₇ N	Ethylamine	300	-773			370	-614
		310	-710		<i>a</i> (1) = -1121	400	-501
		320	-654		<i>a</i> (2) = -3271	430	-417
	<i>a</i> (1) = -785	330	-604		<i>a</i> (3) = -3786	460	-352
	<i>a</i> (2) = -2012	340	-558		<i>a</i> (4) = -1974	490	-302
	<i>a</i> (3) = -1397	350	-517			520	-261
		360	-480			550	-227
		370	-447			580	-198
		380	-416	C ₃ H ₈	Propane	240	-641
		390	-389			260	-527
		400	-363			280	-444
C ₃ H ₆	Cyclopropane	300	-383		<i>a</i> (1) = -386	300	-381
		310	-356		<i>a</i> (2) = -844	320	-331
		320	-332		<i>a</i> (3) = -720	340	-292
	<i>a</i> (1) = -388	330	-310		<i>a</i> (4) = -574	360	-259
	<i>a</i> (2) = -861	340	-290			380	-232
	<i>a</i> (3) = -538	350	-272			400	-208
		360	-256			440	-169
		370	-241			480	-138
		380	-227			520	-112
		390	-215			560	-90
		400	-204	C ₃ H ₈ O	1-Propanol	380	-873
C ₃ H ₆	Propene	280	-395			385	-826
		300	-342			390	-783
		320	-299		<i>a</i> (1) = -2690	395	-744
	<i>a</i> (1) = -347	340	-262		<i>a</i> (2) = -12040	400	-709
	<i>a</i> (2) = -727	360	-232		<i>a</i> (3) = -16738	405	-679
	<i>a</i> (3) = -325	380	-205			410	-651
		400	-183			415	-627
		420	-163			420	-606

Mol. form.	Name	<i>T</i> /K	<i>B</i> /cm ³ mol ⁻¹	Mol. form.	Name	<i>T</i> /K	<i>B</i> /cm ³ mol ⁻¹
C ₃ H ₈ O	2-Propanol	380	-821	C ₄ H ₁₀	Butane	250	-1170
		385	-766			280	-863
		390	-717			310	-668
		<i>a</i> (1) = -3165	-674			<i>a</i> (1) = -735	-536
		<i>a</i> (2) = -16092	-636			<i>a</i> (2) = -1835	-442
		<i>a</i> (3) = -24197	-604			<i>a</i> (3) = -1922	-371
			-576			<i>a</i> (4) = -1330	-315
			-552				-270
			-533				-232
			-675				-199
C ₃ H ₉ N	Trimethylamine	310	-675	C ₄ H ₁₀	2-Methylpropane	270	-900
		320	-628			300	-697
		330	-585			330	-553
		<i>a</i> (1) = -737	-547			<i>a</i> (1) = -707	-450
		<i>a</i> (2) = -1669	-512			<i>a</i> (2) = -1719	-374
		<i>a</i> (3) = -986	-480			<i>a</i> (3) = -1282	-317
			-450				-273
			-624				-240
			-539				-215
			-470				-1693
C ₄ H ₈	1-Butene	300	-624	C ₄ H ₁₀ O	1-Butanol	350	-1544
		320	-539			360	-1402
		340	-470			<i>a</i> (1) = -2629	-1268
		<i>a</i> (1) = -633	-413			<i>a</i> (2) = -6315	-1141
		<i>a</i> (2) = -1442	-366				-1021
		<i>a</i> (3) = -932	-327				-796
			-294				-593
			-2056				-1076
			-1878				-979
			-1712				-887
C ₄ H ₈ O	2-Butanone	310	-2056	C ₄ H ₁₀ O	2-Methyl-1-propanol	390	-1076
		320	-1878			400	-979
		330	-1712			410	-887
		<i>a</i> (1) = -2282	-1555			<i>a</i> (1) = -2269	-800
		<i>a</i> (2) = -5907	-1407			<i>a</i> (2) = -5065	-716
			-1267				-636
			-1135				-1110
			-1496				-1005
			-1354				-906
			-1231				-811
C ₄ H ₈ O ₂	Propyl methanoate	330	-1496	C ₄ H ₁₀ O	2-Butanol	380	-1110
		340	-1354			390	-1005
		350	-1231			400	-906
		<i>a</i> (1) = -2118	-1126			<i>a</i> (1) = -2232	-811
		<i>a</i> (2) = -7299	-1035			<i>a</i> (2) = -5209	-721
		<i>a</i> (3) = -8851	-957				-924
			-890				-827
			-834				-736
			-1543				-649
			-1385				-567
C ₄ H ₈ O ₂	Ethyl ethanoate	330	-1543	C ₄ H ₁₀ O	2-Methyl-2-propanol	380	-924
		340	-1385			390	-827
		350	-1254			400	-736
		<i>a</i> (1) = -2272	-1144			<i>a</i> (1) = -1952	-649
		<i>a</i> (2) = -8818	-1055			<i>a</i> (2) = -4775	-567
		<i>a</i> (3) = -13130	-982				-1550
			-923				-1199
			-878				-954
			-1588				-776
			-1444				-638
C ₄ H ₈ O ₂	Methyl propanoate	330	-1588	C ₄ H ₁₀ O	Diethyl ether	300	-1199
		340	-1444			320	-954
		350	-1319			<i>a</i> (1) = -1226	-776
		<i>a</i> (1) = -2216	-1211			<i>a</i> (2) = -4458	-638
		<i>a</i> (2) = -7339	-1117			<i>a</i> (3) = -7746	-525
		<i>a</i> (3) = -8658	-1037			<i>a</i> (4) = -10005	-428
			-968				-340
			-908				-1228
			-1224				-1134
			-898				-1056
C ₄ H ₉ Cl	1-Chlorobutane	330	-1224	C ₄ H ₁₁ N	Diethylamine	320	-1228
		370	-898			330	-1134
		410	-691			340	-1056
		<i>a</i> (1) = -1643	-551			<i>a</i> (1) = -1522	-988
		<i>a</i> (2) = -4897	-449			<i>a</i> (2) = -5204	-926
		<i>a</i> (3) = -6178	-371			<i>a</i> (3) = -15047	-868
		<i>a</i> (4) = -3718	-309			<i>a</i> (4) = -28835	-812
							-755

Mol. form.	Name	<i>T</i> /K	<i>B</i> /cm ³ mol ⁻¹	Mol. form.	Name	<i>T</i> /K	<i>B</i> /cm ³ mol ⁻¹
C ₅ H ₅ N	Pyridine	400	-697	C ₆ H ₆	Benzene	390	-492
		350	-1257			400	-464
		360	-1176			450	-357
		370	-1099			500	-279
		<i>a</i> (1) = -1765	380			550	-218
		<i>a</i> (2) = -3431	390			290	-1588
			400			300	-1454
			420			310	-1335
			440			320	-1231
						330	-1139
C ₅ H ₁₀	Cyclopentane	300	-1049			340	-1056
		305	-1015			350	-983
		310	-981			400	-712
		<i>a</i> (1) = -1062	315			450	-542
		<i>a</i> (2) = -2116	320			500	-429
C ₅ H ₁₀	1-Pentene	310	-966	C ₆ H ₇ N	2-Methylpyridine	550	-349
		320	-898			600	-291
		330	-836			360	-1656
		<i>a</i> (1) = -1055	340			370	-1523
		<i>a</i> (2) = -2377	350			380	-1404
		<i>a</i> (3) = -1189	360			<i>a</i> (1) = -2940	390
			370			<i>a</i> (2) = -8813	400
			380			<i>a</i> (3) = -7809	410
			390				420
			400				430
C ₅ H ₁₀ O	2-Pentanone	410	-495	C ₆ H ₇ N	3-Methylpyridine	380	-1819
		330	-2850			390	-1612
		340	-2420			400	-1448
		350	-2076			<i>a</i> (1) = -6304	410
		<i>a</i> (1) = -4962	360			<i>a</i> (2) = -30415	420
		<i>a</i> (2) = -26372	370			<i>a</i> (3) = -44549	430
		<i>a</i> (3) = -46537	380				380
			390				390
			300				400
			310				410
C ₅ H ₁₂	Pentane	320	-1038	C ₆ H ₇ N	4-Methylpyridine	420	-1214
		330	-957			430	-1163
		<i>a</i> (1) = -1254	340			300	-1698
		<i>a</i> (2) = -3345	350			320	-1391
		<i>a</i> (3) = -2726	400			340	-1170
			450			<i>a</i> (1) = -1733	360
			500			<i>a</i> (2) = -5618	380
			550			<i>a</i> (3) = -9486	400
			280			<i>a</i> (4) = -7936	420
			290				440
C ₅ H ₁₂	2-Methylbutane	300	-1079	C ₆ H ₁₂	Cyclohexane	460	-584
		310	-1001			480	-534
		<i>a</i> (1) = -1095	320			500	-488
		<i>a</i> (2) = -2503	330			520	-446
		<i>a</i> (3) = -1534	340			540	-406
			350			560	-368
			400			305	-1447
			450			315	-1357
			300			325	-1272
			310			<i>a</i> (1) = -1512	335
C ₅ H ₁₂	2,2-Dimethylpropane	320	-780	C ₆ H ₁₄	Hexane	345	-1117
		330	-724			300	-1920
		<i>a</i> (1) = -931	340			310	-1724
		<i>a</i> (2) = -2387	350			320	-1561
		<i>a</i> (3) = -2641	360			<i>a</i> (1) = -1961	330
		<i>a</i> (4) = -1810	370			<i>a</i> (2) = -6691	340
			380				-1309

Mol. form.	Name	<i>T</i> /K	<i>B</i> /cm ³ mol ⁻¹	Mol. form.	Name	<i>T</i> /K	<i>B</i> /cm ³ mol ⁻¹	
C ₆ H ₁₅ N	<i>a</i> (3) = -13167 <i>a</i> (4) = -15273	350	-1209	C ₈ H ₁₀	1,2-Dimethylbenzene	500	-702	
		360	-1123			540	-583	
		370	-1046			580	-490	
		380	-978			620	-416	
		390	-916			660	-355	
		400	-859			700	-304	
		410	-806			380	-2046	
		430	-707			390	-1848	
		450	-616			400	-1681	
	Triethylamine	330	-1562	<i>a</i> (1) = -5632	410	-1543		
		340	-1444	<i>a</i> (2) = -22873	420	-1428		
		350	-1340	<i>a</i> (3) = -28900	430	-1335		
		360	-1249		440	-1261		
		370	-1169	C ₈ H ₁₀	1,3-Dimethylbenzene	380	-2082	
		380	-1099			390	-1865	
390	-1037	400	-1679					
400	-983	<i>a</i> (1) = -5808	410			-1521		
C ₇ H ₈	Toluene	350	-1641			<i>a</i> (2) = -23244	420	-1388
		360	-1511			<i>a</i> (3) = -27607	430	-1276
		370	-1394		440	-1184		
		380	-1289	C ₈ H ₁₀	1,4-Dimethylbenzene	380	-2043	
		390	-1195			390	-1851	
	400	-1110	400			-1680		
	410	-1034	<i>a</i> (1) = -4921			410	-1529	
	420	-965	<i>a</i> (2) = -16843			420	-1395	
	430	-903	<i>a</i> (3) = -16159			430	-1276	
	C ₇ H ₁₄	1-Heptene	340	-1781		440	-1171	
			350	-1651	C ₈ H ₁₆	1-Octene	360	-2147
360			-1532	370			-2000	
370			-1424	380			-1861	
380			-1324	<i>a</i> (1) = -3273			390	-1729
390		-1233	<i>a</i> (2) = -6557	400			-1604	
400		-1150		410			-1485	
410		-1073	C ₈ H ₁₈	Octane	300	-4042		
C ₇ H ₁₆		Heptane			300	-2782	350	-2511
					320	-2297	400	-1704
					340	-1928	<i>a</i> (1) = -4123	450
	360				-1641	<i>a</i> (2) = -13120	500	-936
	380				-1415	<i>a</i> (3) = -16408	550	-732
	400	-1233			<i>a</i> (4) = -8580	600	-583	
	420	-1085				650	-468	
	440	-963				700	-375	
	460	-862						
	480	-775						

MEAN FREE PATH AND RELATED PROPERTIES OF GASES

In the simplest version of the kinetic theory of gases, molecules are treated as hard spheres of diameter d which make binary collisions only. In this approximation the mean distance traveled by a molecule between successive collisions, the mean free path l , is related to the collision diameter by:

$$l = \frac{kT}{\pi\sqrt{2}Pd^2}$$

where P is the pressure, T the absolute temperature, and k the Boltzmann constant. At standard conditions ($P = 100,000$ Pa and $T = 298.15$ K) this relation becomes:

$$l = \frac{9.27 \cdot 10^{-27}}{d^2}$$

where l and d are in meters.

Using the same model and the same standard pressure, the collision diameter can be calculated from the viscosity η by the kinetic theory relation:

$$\eta = \frac{2.67 \cdot 10^{-20} (MT)^{1/2}}{d^2}$$

where η is in units of $\mu\text{Pa s}$ and M is the molar mass in g/mol. Kinetic theory also gives a relation for the mean velocity \bar{v} of molecules of mass m :

$$\bar{v} = \frac{8kT}{\pi m}^{1/2} = 145.5(T/M)^{1/2} \text{ m/s}$$

Finally, the mean time τ between collisions can be calculated from the relation $\tau\bar{v} = l$.

The table below gives values of l , \bar{v} , and τ for some common gases at 25 °C and atmospheric pressure, as well as the value of d , all calculated from measured gas viscosities (see References 2 and 3 and the table “Viscosity of Gases” in this section). It is seen from the above equations that the mean free path varies directly with T and inversely with P , while the mean velocity varies as the square root of T and, in this approximation, is independent of P .

A more accurate model, in which molecular interactions are described by a Lennard-Jones potential, gives mean free path values about 5% lower than this table (see Reference 4).

References

1. Reid, R. C., Prausnitz, J. M., and Poling, B. E., *The Properties of Gases and Liquids, Fourth Edition*, McGraw-Hill, New York, 1987.
2. Lide, D. R., and Kehiaian, H. V., *CRC Handbook of Thermophysical and Thermochemical Data*, CRC Press, Boca Raton, FL, 1994.
3. Vargaftik, N. B., *Tables of Thermophysical Properties of Liquids and Gases, Second Edition*, John Wiley, New York, 1975.
4. Kaye, G. W. C., and Laby, T. H., *Tables of Physical and Chemical Constants, 15th Edition*, Longman, London, 1986.

Gas	d/m	l/m	$\bar{v}/\text{m s}^{-1}$	τ/ps
Air	$3.66 \cdot 10^{-10}$	$6.91 \cdot 10^{-8}$	467	148
Ar	3.58	7.22	397	182
CO ₂	4.53	4.51	379	119
H ₂	2.71	12.6	1769	71
He	2.15	20.0	1256	159
Kr	4.08	5.58	274	203
N ₂	3.70	6.76	475	142
NH ₃	4.32	4.97	609	82
Ne	2.54	14.3	559	256
O ₂	3.55	7.36	444	166
Xe	4.78	4.05	219	185

INFLUENCE OF PRESSURE ON FREEZING POINTS

This table illustrates the variation of the freezing point of representative types of liquids with pressure. Substances are listed in alphabetical order. Note that 1 MPa = 0.01 kbar = 9.87 atm.

References

1. Isaacs, N. S., *Liquid Phase High Pressure Chemistry*, John Wiley, New York, 1981.
2. Merrill, L., *J. Phys. Chem. Ref. Data* 6, 1205, 1977; 11, 1005, 1982.

Substance	Molecular Formula	Freezing Point in °C at:		
		0.1 MPa	100 MPa	1000 MPa
Acetic acid	C ₂ H ₄ O ₂	16.6	37	
Acetophenone	C ₈ H ₈ O	20.0	41.2	
Aniline	C ₆ H ₇ N	-6.0	13.5	140
Benzene	C ₆ H ₆	5.5	33.4	
Benzonitrile	C ₇ H ₅ N	-12.8	7.6	
Benzyl alcohol	C ₇ H ₈ O	-15.2	0.2	
Bromobenzene	C ₆ H ₅ Br	-30.6	-12	108
Bromoethane	C ₂ H ₅ Br	-118.6	-108	
1-Bromonaphthalene	C ₁₀ H ₇ Br	-1.8	6.1	
1-Bromopropane	C ₃ H ₇ Br	-110	-98	
<i>p</i> -Bromotoluene	C ₇ H ₇ Br	28.0	56.7	
Butanoic acid	C ₄ H ₈ O ₂	-5.7	13.8	
1-Butanol	C ₄ H ₁₀ O	-89.8	-77.2	
Carbon disulfide	CS ₂	-111.5	-98	
Chlorobenzene	C ₆ H ₅ Cl	-45.2	-28	84
<i>p</i> -Chlorotoluene	C ₇ H ₇ Cl	6.9	33.1	
<i>o</i> -Cresol	C ₇ H ₈ O	29.8	47.7	
<i>m</i> -Cresol	C ₇ H ₈ O	11.8	25.6	
<i>p</i> -Cresol	C ₇ H ₈ O	35.8	56.2	
Cyclohexane	C ₆ H ₁₂	6.6	32.5	
Cyclohexanol	C ₆ H ₁₂ O	25.5	62.3	
1,2-Dibromoethane	C ₂ H ₄ Br ₂	9.9	34.0	
<i>p</i> -Dichlorobenzene	C ₆ H ₄ Cl ₂	52.7	79.1	
Dichloromethane	CH ₂ Cl ₂	-95.1	-83	
<i>N,N</i> -Dimethylaniline	C ₈ H ₁₁ N	2.5	26.3	
1,4-Dioxane	C ₄ H ₈ O ₂	11	23	
Ethanol	C ₂ H ₆ O	-114.1	-108	
Formamide	CH ₃ NO	-15.5	10.8	
Formic acid	CH ₂ O ₂	8.3	20.6	
Furan	C ₄ H ₄ O	-85.6	-73	
Hexamethyldisiloxane	C ₆ H ₁₈ OSi ₂	-66	-37	
Menthol	C ₁₀ H ₂₀ O	42	60	
Methyl benzoate	C ₈ H ₈ O ₂	-15	31.8	
2-Methyl-2-butanol	C ₅ H ₁₂ O	-8.8	13.4	
2-Methyl-2-propanol	C ₄ H ₁₀ O	25.4	58.1	
Naphthalene	C ₁₀ H ₈	78.2	115.7	
Nitrobenzene	C ₆ H ₅ NO ₂	5.7	13.5	
<i>m</i> -Nitrotoluene	C ₇ H ₇ NO ₂	15.5	40.6	
Pentachloroethane	C ₂ HCl ₅	-29.0	-6.3	
Potassium	K	63.7	78	170
Potassium chloride	ClK	771		945
Propanoic acid	C ₃ H ₆ O ₂	-20.7	-1.2	
Silver chloride	AgCl	455		545
Sodium	Na	97.8	106	167
Sodium chloride	ClNa	800.7		997
Sodium fluoride	FNa	996		1115
Tetrachloromethane	CCl ₄	-23.0	14.2	
Tribromomethane	CHBr ₃	8.1	31.5	
Trichloromethane	CHCl ₃	-63.6	-45.2	
Water	H ₂ O	0.0	-9.0	
<i>o</i> -Xylene	C ₈ H ₁₀	-25.2	-3.5	
<i>m</i> -Xylene	C ₈ H ₁₀	-47.8	-25.2	
<i>p</i> -Xylene	C ₈ H ₁₀	13.2	46.0	

CRITICAL CONSTANTS OF ORGANIC COMPOUNDS

Chris D. Muzny, Vladimir Diky, Andrei Kazakov, Robert D. Chirico, and Michael Frenkel

The parameters of the liquid-gas critical point are important constants in determining the behavior of fluids. This table lists the critical temperature, pressure, and molar volume, as well as the normal boiling point, for over 850 organic substances. The properties and their units are:

T_b : Normal boiling point in K at a pressure of 101.325 kPa (1 atmosphere); an "s" following the value indicates a sublimation point (temperature at which the solid is in equilibrium with the gas at a pressure of 101.325 kPa)

T_c : Critical temperature in K

P_c : Critical pressure in MPa

V_c : Critical molar volume in $\text{cm}^3 \text{mol}^{-1}$

The listed values of the critical constants are critically evaluated using the NIST ThermoData Engine, TDE (Ref. 1), designed to implement the dynamic data evaluation concept (Refs. 2–5). This concept requires large electronic databases capable of storing essentially all relevant experimental data known to date with detailed descriptions of metadata and uncertainties. The combination of these electronic databases with expert-system software, designed to automatically generate recommended property values based on available experimental and predicted data, leads to the ability to

produce critically evaluated data dynamically or "to order." The evaluated data have been generated only for compounds for which experimental data for critical properties are available. Group contribution methods such as Joback-Reed (Ref. 6), Constantinou-Gani (Ref. 7), Marrero-Pardillo (Ref. 8), and Wilson-Jaspersion (Ref. 9) as well as quantitative structure-property relationship (QSPR) methods (Ref. 5) were used within the TDE environment to validate available experimental data. Each recommended value in the table is characterized with a combined expanded uncertainty (Ref. 10) (level of confidence, approximately 95%) listed in parentheses. Only references to original experimental data actually used by TDE to generate critically evaluated data are indicated for each compound. Compounds are listed alphabetically by name.

The values of the normal boiling temperatures provided in the table along with the combined expanded uncertainties listed in parentheses have also been critically evaluated using TDE. Additional details on the determination of the normal boiling temperatures using TDE can be found in the Physical Constants of Organic Compounds table in Section 3. The remaining values of the normal boiling temperatures (without uncertainties) are taken from the compilation presented in the 91st Edition of the *CRC Handbook of Chemistry and Physics*.

Name	Mol. Form.	T_b/K	T_c/K	P_c/MPa	$V_c/\text{cm}^3 \text{mol}^{-1}$	Ref.
Acetaldehyde	$\text{C}_2\text{H}_4\text{O}$	293.9(0.6)	462(8)	7.5(1)	154(5)	11–13
Acetic acid	$\text{C}_2\text{H}_4\text{O}_2$	391.0(0.2)	593(2)	5.79(0.03)	171(2)	14–21
Acetic anhydride	$\text{C}_4\text{H}_6\text{O}_3$	412.6(0.3)	606(1)	4.00(0.08)	294(12)	22
Acetone	$\text{C}_3\text{H}_6\text{O}$	329.23(0.07)	508.1(0.2)	4.7(0.1)	221(20)	18, 23–31
Acetonitrile	$\text{C}_2\text{H}_3\text{N}$	354.8(0.2)	545.47(0.07)	4.88(0.01)	173(59)	32–40
Acetophenone	$\text{C}_8\text{H}_8\text{O}$	475.2(0.2)	709.5(0.7)	4.01(0.05)	373(40)	11, 41
Acetylene	C_2H_2	188.45 s	308.4(0.4)	6.24(0.04)	119(11)	42–48
Acrylonitrile	$\text{C}_3\text{H}_3\text{N}$	350.3(0.2)	540(2)	4.6(0.1)	211(10)	49
Allene	C_3H_4	238.3(0.3)	394(4)	6.5(0.7)	167(8)	50
Allyl alcohol	$\text{C}_3\text{H}_6\text{O}$	370.0(0.5)	539.8(0.6)	5.76(0.04)	222(9)	51
Allylamine	$\text{C}_3\text{H}_7\text{N}$	327(2)	540.0(0.7)	4.83(0.03)	217(11)	52
Allyl ethyl ether	$\text{C}_5\text{H}_{10}\text{O}$	338(4)	518(10)	3(2)	320(10)	21
2-Aminobiphenyl	$\text{C}_{12}\text{H}_{11}\text{N}$	571.4(0.2)	838(2)	3.52(0.03)	548(99)	53
2-Aminoethanol	$\text{C}_2\text{H}_7\text{NO}$	443.4(0.4)	671(3)	8.0(0.5)	207(13)	41
2-(2-Aminoethoxy)ethanol	$\text{C}_4\text{H}_{11}\text{NO}_2$	496.2(0.1)	721(4)	4.88(0.1)	333(19)	54
N-(2-Aminoethyl)ethanolamine	$\text{C}_4\text{H}_{12}\text{N}_2\text{O}$	515(5)	739(2)	4.53(0.09)	340(17)	55
Amyl orthosilicate	$\text{C}_{20}\text{H}_{44}\text{O}_4\text{Si}$		714(14)			57
Aniline	$\text{C}_6\text{H}_7\text{N}$	457.2(0.4)	704(7)	5.3(0.1)	291(3)	39, 40, 58–60
Anisole	$\text{C}_7\text{H}_8\text{O}$	426.8(0.2)	646.1(0.2)	4.2(0.1)	355(12)	25, 39, 40, 49
Benzene	C_6H_6	353.23(0.07)	562.0(0.1)	4.90(0.02)	257(11)	19, 27, 28, 34, 61–97
Benzeneacetic acid	$\text{C}_8\text{H}_8\text{O}_2$	541(2)	766(8)	3.9(0.3)	372(16)	98
Benzenebutanoic acid	$\text{C}_{10}\text{H}_{12}\text{O}_2$	569(2)	783(8)	3.2(0.2)	493(18)	98
Benzeneethanol	$\text{C}_8\text{H}_{10}\text{O}$	493(3)	724(4)	4.0(0.2)	390(15)	99
Benzeneheptanoic acid	$\text{C}_{13}\text{H}_{18}\text{O}_2$	585(27)	798(8)	2.5(0.3)	662(21)	98
Benzenehexanoic acid	$\text{C}_{12}\text{H}_{16}\text{O}_2$	574(27)	794(8)	2.6(0.3)	611(20)	98
Benzenepentanoic acid	$\text{C}_{11}\text{H}_{14}\text{O}_2$	583(1)	790(8)	3.1(0.2)	526(19)	98
Benzenepropanoic acid	$\text{C}_9\text{H}_{10}\text{O}_2$	557(2)	776(8)	3.5(0.2)	440(17)	98
Benzo[b]thiophene	$\text{C}_8\text{H}_6\text{S}$	494.0(0.4)	764(2)	4.68(0.04)	359(59)	100
Benzonitrile	$\text{C}_7\text{H}_5\text{N}$	464(1)	691(9)	4.22(0.04)	348(7)	39, 40, 101, 102
Benzophenone	$\text{C}_{13}\text{H}_{10}\text{O}$	579.0(0.2)	830(2)	3.0(0.1)	568(44)	101
Benzyl alcohol	$\text{C}_7\text{H}_8\text{O}$	478.4(0.2)	715(3)	4.3(0.2)	333(13)	103
[1,1'-Bicyclohexyl]-2-one	$\text{C}_{12}\text{H}_{20}\text{O}$	537	787(70)	3(7)	584(20)	104

Name	Mol. Form.	T_b/K	T_c/K	P_c/MPa	$V_c/cm^3 mol^{-1}$	Ref.
1,1'-Bicyclopentyl	$C_{10}H_{18}$	463.61(0.03)	690(2)	3.27(0.03)	497(41)	105
Biphenyl	$C_{12}H_{10}$	528.3(0.3)	773(5)	3.43(0.06)	481(69)	39, 106–109
Bis(2-aminoethyl)amine	$C_4H_{13}N_3$	479.6(0.3)	710(2)	4.43(0.07)	350(21)	55
1,1-Bis(difluoromethoxy)-1,2,2,2-tetrafluoroethane	$C_4H_2F_8O_2$	319.78(0.08)	450(1)	2.40(0.08)	410(4)	110
Bis(difluoromethyl) ether	$C_2H_2F_4O$	278.6(0.4)	420.2(0.1)	4.16(0.06)	223(13)	111
Bis(2-ethylhexyl) phthalate	$C_{24}H_{38}O_4$	657	835(9)	1.1(0.2)	1495(27)	112
Bis(2-hydroxyethyl)methylamine	$C_5H_{13}NO_2$	518(1)	742(4)	4.2(0.4)	404(17)	54
Bis(2,2,2-trifluoroethyl) ether	$C_4H_4F_6O$	336.91	476.31(0.09)	2.78(0.01)	365(1)	113
Bis(trimethylsilyl)methane	$C_7H_{20}Si_2$	406	573.9(0.3)			114
Bromochlorodifluoromethane	$CBrClF_2$	269.2(0.7)	428(12)	4.31(0.01)	229(16)	115
Bromodifluoromethane	$CHBrF_2$	257.5(0.5)	412.0(0.3)	5.2(0.1)	173(18)	116
Bromoethane	C_2H_5Br	311.3(0.6)	503.9(0.4)	6.2(0.1)	214(10)	117, 118
1-Bromo-2-fluorobenzene	C_6H_4BrF	427	669.6(0.6)	4.3(0.6)	342(18)	119
1-Bromo-3-fluorobenzene	C_6H_4BrF	423	652.0(0.4)	4.2(0.6)	337(18)	119
1-Bromo-4-fluorobenzene	C_6H_4BrF	423(2)	654.8(0.4)	4.2(0.2)	338(18)	119
1-Bromopropane	C_3H_7Br	343.9(0.2)	536.9(0.1)	4.33(0.06)	271(6)	120
Bromotrifluoromethane	$CBrF_3$	215.3(0.4)	340.06(0.05)	3.96(0.01)	199(6)	121
1-Bromo-2-(trifluoromethyl)benzene	$C_7H_4BrF_3$	440.7	656.5(0.4)	3.3(0.8)	415(24)	119
1-Bromo-3-(trifluoromethyl)benzene	$C_7H_4BrF_3$	424.7	627.1(0.4)	3.2(0.7)	413(24)	119
1-Bromo-4-(trifluoromethyl)benzene	$C_7H_4BrF_3$	433	629.8(0.4)	3.2(0.8)	413(24)	119
1,3-Butadiene	C_4H_6	268.5(0.2)	425(1)	4.35(0.07)	221(23)	122, 123
Butanal	C_4H_8O	347.9(0.2)	537(2)	4.41(0.1)	258(9)	104, 124
Butane	C_4H_{10}	272.6(0.5)	425.2(0.1)	3.79(0.01)	257(4)	29, 125–139
1,4-Butanediamine	$C_4H_{12}N_2$	429(10)	651(7)	4.5(0.5)	317(14)	140
1,2-Butanediol	$C_4H_{10}O_2$	469.57(0.06)	680(2)	5.4(0.1)	298(12)	141
1,3-Butanediol	$C_4H_{10}O_2$	481.3(0.1)	679(17)	4.7(0.1)	302(67)	54, 141
1,4-Butanediol	$C_4H_{10}O_2$	502.6(0.4)	724(4)	5.5(0.2)	307(14)	49, 55
Butanenitrile	C_4H_7N	390.8(0.4)	585.40(0.07)	3.82(0.05)	265(6)	35, 39, 40, 142
1-Butanethiol	$C_4H_{10}S$	371.5(0.5)	570.1(0.6)	4.01(0.02)	324(12)	143, 144
Butanoic acid	$C_4H_8O_2$	436.8(0.1)	623(6)	4.0(0.3)	292(10)	145–147
1-Butanol	$C_4H_{10}O$	390.8(0.2)	563.0(0.4)	4.43(0.07)	280(14)	34, 80, 148–155
2-Butanol	$C_4H_{10}O$	372.5(0.2)	535(4)	4.2(0.1)	269(4)	148, 149, 153, 156
2-Butanone	C_4H_8O	352.8(0.2)	537(1)	4.18(0.02)	274(30)	25, 30, 33, 34, 38, 157
1-Butene	C_4H_8	276.87(0.08)	419.3(0.1)	4.00(0.05)	236(14)	123, 158–161
cis-2-Butene	C_4H_8	274.03(0.09)	435.7(0.2)	4.23(0.02)	235(4)	86, 123, 158
trans-2-Butene	C_4H_8	266.8(0.2)	428.6(0.1)	4.03(0.02)	238(4)	86, 123, 158
2-Butoxyethanol	$C_6H_{14}O_2$	444(2)	633.9(1)	3.3(0.1)	424(15)	11, 41
1-tert-Butoxy-2-ethoxyethane	$C_8H_{18}O_2$	421.2	585(3)	2.5(0.4)	546(14)	162
2-Butoxyethyl acetate	$C_8H_{16}O_3$	464.2(0.9)	640(2)	2.7(0.2)	551(21)	144, 163
1-tert-Butoxy-2-methoxyethane	$C_7H_{16}O_2$	404(15)	574(1)	2.8(0.7)	480(13)	162
1-Butoxy-2-propanol	$C_7H_{16}O_2$	445(3)	625(1)	2.7(0.1)	479(20)	32
Butyl acetate	$C_6H_{12}O_2$	381(4)	578(10)	3.16(0.06)	403(6)	162, 164–167
sec-Butyl acetate	$C_6H_{12}O_2$	371(1)	571.1(0.5)	3.01(0.1)	398(14)	164, 165
tert-Butyl acetate	$C_6H_{12}O_2$	399.1(0.1)	541(4)	3.0(0.1)	399(7)	54
Butyl acrylate	$C_7H_{12}O_2$	419.8(0.6)	597.4(0.6)	2.76(0.03)	445(7)	51
Butylamine	$C_4H_{11}N$	335.86(0.08)	531.9(0.2)	4.20(0.04)	291(13)	168
sec-Butylamine	$C_4H_{11}N$	317.17(0.07)	514.3(0.2)	4.0(0.2)	284(11)	168
tert-Butylamine	$C_4H_{11}N$	350.1(0.2)	483.7(0.6)	3.85(0.06)	293(23)	75
Butylbenzene	$C_{10}H_{14}$	446.4(0.4)	660.5(0.1)	2.89(0.03)	498(18)	79, 86, 88
sec-Butylbenzene	$C_{10}H_{14}$	442.2(0.3)	652(1)	2.94(0.03)	488(39)	58
tert-Butylbenzene	$C_{10}H_{14}$	456.4(0.3)	648(1)	3.00(0.03)	474(30)	58, 64
Butyl benzoate	$C_{11}H_{14}O_2$	522(3)	725(14)	2.4(0.3)	594(10)	169
Butyl butanoate	$C_8H_{16}O_2$	438.1(0.1)	612(3)	2.4(0.2)	550(9)	162
Butylcyclohexane	$C_{10}H_{20}$	444.8(0.4)	653.1(0.4)	2.57(0.07)	547(14)	170, 171
tert-Butylcyclohexane	$C_{10}H_{20}$	454.0(0.6)	652.0(0.4)	2.82(0.09)	537(15)	170
tert-Butyl ethyl ether	$C_6H_{14}O$	345.8(0.1)	509(2)	3.0(0.2)	394(4)	172
Butyl methyl ether	$C_5H_{12}O$	343.2(0.3)	512.7(0.1)	3.37(0.02)	340(2)	25, 173, 174
Butyl propanoate	$C_7H_{14}O_2$	418.2(0.1)	594(1)	2.8(0.2)	464(10)	162
Butyl vinyl ether	$C_6H_{12}O$	367(1)	540(1)	3.12(0.01)	379(10)	175
γ-Butyrolactone	$C_4H_6O_2$	477.8(0.4)	731(1)	5(1)	246(18)	49

Name	Mol. Form.	T_b/K	T_c/K	P_c/MPa	$V_c/cm^3 mol^{-1}$	Ref.
Chlorobenzene	C_6H_5Cl	404.8(0.2)	632.4(0.1)	4.5(0.1)	303(79)	19, 33, 34
1-Chlorobutane	C_4H_9Cl	351.5(0.2)	539.2(0.6)	4.1(0.2)	303(11)	119
2-Chlorobutane	C_4H_9Cl	341.4	518.6(0.6)	3.4(0.2)	307(14)	119
1-Chloro-2,4-difluorobenzene	$C_6H_3ClF_2$	400	609.6(0.4)	4.0(0.7)	333(16)	119
1-Chloro-2,5-difluorobenzene	$C_6H_3ClF_2$	401	612.5(0.4)	4.0(0.7)	333(16)	119
1-Chloro-3,4-difluorobenzene	$C_6H_3ClF_2$	400	609.2(0.4)	4.0(0.6)	333(16)	119
1-Chloro-3,5-difluorobenzene	$C_6H_3ClF_2$	391.7	592.0(0.4)	3.9(0.7)	327(16)	119
1-Chloro-1,1-difluoroethane	$C_2H_3ClF_2$	264.03(0.07)	410.31(0.05)	4.06(0.03)	230(6)	113, 176–178
1-Chloro-2,2-difluoroethene	C_2HClF_2	254.3(0.5)	400.5(0.7)	4.54(0.07)	197(6)	179
Chlorodifluoromethane	$CHClF_2$	232.3(0.5)	369.30(0.05)	4.98(0.01)	165(2)	180–191
2-Chloro-2-(difluoromethoxy)-1,1,1-trifluoroethane	$C_3H_2ClF_5O$	322.4(0.1)	467.8(0.6)	3.05(0.03)	316(24)	192
Chloroethane	C_2H_5Cl	285.4(0.2)	460.3(0.4)	5.24(0.04)	198(11)	193
Chloroethene	C_2H_3Cl	259.3(0.3)	425(5)	5.60(0.03)	171(9)	194
1-Chloro-2-fluorobenzene	C_6H_4ClF	410.8	633.8(0.4)	4.3(0.6)	319(21)	119
1-Chloro-3-fluorobenzene	C_6H_4ClF	401(25)	615.9(0.4)	4.2(0.6)	324(21)	119
1-Chloro-4-fluorobenzene	C_6H_4ClF	403	620.1(0.4)	4.2(0.4)	322(18)	119
1-Chloroheptane	$C_7H_{15}Cl$	432(2)	614(8)	3.1(0.6)	492(14)	119
1-Chlorohexane	$C_6H_{13}Cl$	408.1(0.5)	599(3)	3.3(0.3)	422(12)	119
Chloromethane	CH_3Cl	249.0(0.3)	416.24(0.04)	6.72(0.03)	136(2)	195, 196
2-Chloro-2-methylbutane	$C_5H_{11}Cl$	358(1)	509.1(0.6)	3.2(0.5)	397(15)	119
3-Chloro-3-methylpentane	$C_6H_{13}Cl$	389	528(3)	3(1)	414(14)	119
2-Chloro-2-methylpropane	C_4H_9Cl	324.0(0.5)	497.8(0.1)	3.7(0.4)	308(13)	34
1-Chlorooctane	$C_8H_{17}Cl$	456(3)	643(2)	2.5(0.4)	543(13)	119
Chloropentafluoroacetone	C_5ClF_5O	280.9(0.9)	410.6(0.1)	2.89(0.01)	277(21)	197
Chloropentafluorobenzene	C_6ClF_5	391.11	570(1)	3.2(0.2)	367(25)	198
Chloropentafluoroethane	C_2ClF_5	233.9(0.2)	353.0(0.2)	3.141(0.01)	255(4)	199, 200
1-Chloropentane	$C_5H_{11}Cl$	381.0(0.3)	571.2(0.4)	3.3(0.2)	361(12)	119
1-Chloropropane	C_3H_7Cl	319.3(0.5)	503.3(0.4)	4.56(0.04)	268(24)	118, 193, 201, 202
2-Chloropropane	C_3H_7Cl	308.1(0.6)	482.4(0.4)	4.25(0.04)	245(16)	201, 202
1-Chloro-1,2,2,2-tetrafluoroethane	C_2HClF_4	261.19(0.09)	395.43(0.06)	3.62(0.01)	244(4)	203, 204
4-Chlorotoluene	C_7H_7Cl	435.0(0.2)	615.9(0.5)	2.33(0.09)	377(16)	88
2-Chloro-1,1,1-trifluoroethane	$C_2H_2ClF_3$	279.1(0.6)	425.0(0.2)	4.02(0.02)	232(6)	205
Chlorotrifluoroethene	C_2ClF_3	244.8(0.3)	380.1(0.1)	3.95(0.03)	214(12)	206, 207
2-Chloro-1,1,2-trifluoroethyl difluoromethyl ether	$C_3H_2ClF_5O$	329.9(0.5)	475.0(0.6)	2.98(0.03)	343(25)	192
Chlorotrifluoromethane	$CClF_3$	191.8	301.9(0.2)	3.89(0.01)	180.3(1)	191, 208–216
<i>m</i> -Cresol	C_7H_8O	475.3(0.1)	705.8(0.4)	4.4(0.2)	337(12)	39, 40, 217, 218
<i>o</i> -Cresol	C_7H_8O	464.1(0.1)	697.6(0.2)	4.2(0.2)	336(12)	217, 218
<i>p</i> -Cresol	C_7H_8O	475.0(0.1)	704.6(0.3)	4.1(0.2)	349(13)	217, 218
Cyanogen	C_2N_2	252.1	397(3)	6.2(0.4)	149(8)	219
Cycloheptane	C_7H_{14}	391.9(0.2)	604.2(0.1)	3.85(0.04)	361(12)	34, 220, 221
Cyclohexane	C_6H_{12}	353.8(0.7)	553.4(0.3)	4.07(0.01)	307(12)	19, 34, 78, 82, 84, 88, 90, 144, 163, 170, 171, 220, 222–231
Cyclohexanol	$C_6H_{12}O$	434.0(0.2)	647.1(0.3)	4.3(0.1)	334(33)	49, 232, 233
Cyclohexanone	$C_6H_{10}O$	428.5(0.1)	665(1)	4.61(0.09)	354(12)	162, 166
Cyclohexene	C_6H_{10}	356.0(0.2)	560.45(0.02)	4.43(0.08)	290(20)	86, 201, 202
Cyclohexylamine	$C_6H_{13}N$	406.8(0.5)	626.8(0.9)	3.9(0.6)	349(15)	170
Cyclooctane	C_8H_{16}	424.2(0.1)	647.2(0.4)	3.55(0.06)	417(28)	34, 170, 220, 221
Cyclopentane	C_5H_{10}	322.3(0.1)	511.7(0.2)	4.51(0.07)	264(10)	34, 78, 90, 234–236
Cyclopentanol	$C_5H_{10}O$	413.5(0.2)	619(1)	4.9(0.1)	288(19)	233
Cyclopentanone	C_5H_8O	403.6(0.2)	624(2)	4.59(0.05)	276(17)	233
Cyclopentene	C_5H_8	317.3(0.2)	506.1(0.2)	4.78(0.05)	252(16)	90, 144, 163, 201, 202
Cyclopropane	C_3H_6	242(2)	398.2(0.4)	5.58(0.02)	164(9)	237, 238
Decafluorobiphenyl	$C_{12}F_{10}$	480(2)	640(4)	2.3(0.3)	641(40)	239
1,1,1,2,2,3,4,5,5,5-Decafluoro-3,4-bis(trifluoromethyl)-pentane	C_7F_{16}				632(5)	240
1,1,1,2,2,3,4,5,5,5-Decafluoro-3-[1,2,2,2-tetrafluoro-1-(trifluoromethyl)ethyl]-4-(trifluoromethyl)pentane	C_9F_{20}	399(24)	581(43)	1(2)	800(7)	240
<i>cis</i> -Decahydronaphthalene	$C_{10}H_{18}$	469.0(0.3)	702(1)	3.2(0.3)	492(19)	241

Name	Mol. Form.	T_b/K	T_c/K	P_c/MPa	$V_c/cm^3 mol^{-1}$	Ref.
<i>trans</i> -Decahydronaphthalene	$C_{10}H_{18}$	460.4(0.2)	687(1)	3.1(0.1)	499(19)	241
Decamethylcyclopentasiloxane	$C_{10}H_{30}O_5Si_5$	486(3)	617.4(0.3)	1.04(0.02)	1201(2)	34, 114
Decanal	$C_{10}H_{20}O$	485(3)	674(1)	2.6(0.3)	601(14)	163, 242
Decane	$C_{10}H_{22}$	447.2(0.1)	618.1(0.9)	2.10(0.03)	621(35)	16, 33, 65, 78, 86, 131, 243–252
1,10-Decanediamine	$C_{10}H_{24}N_2$	535(12)	736(8)	2.4(0.3)	654(28)	140
Decanedioic acid	$C_{10}H_{18}O_4$	647(5)	845(13)	2.5(0.1)	724(21)	253
Decanoic acid	$C_{10}H_{20}O_2$	543(1)	724(5)	1.9(0.8)	638(24)	145, 146
1-Decanol	$C_{10}H_{22}O$	502(3)	690(10)	2.3(0.1)	624(87)	149, 152, 254, 255
2-Decanol	$C_{10}H_{22}O$	484	668.5(0.3)	2.3(0.5)	646(13)	255
3-Decanol	$C_{10}H_{22}O$	490(7)	666.1(0.3)	2.3(0.3)	643(13)	255
4-Decanol	$C_{10}H_{22}O$	487(3)	663.7(0.3)	2.3(0.1)	643(13)	255
5-Decanol	$C_{10}H_{22}O$	489(5)	663.2(0.4)	2.3(0.4)	646(13)	255
2-Decanone	$C_{10}H_{20}O$	484(3)	671.8(0.5)	2.2(0.3)	625(25)	256
3-Decanone	$C_{10}H_{20}O$	485(4)	668(1)	2.2(0.2)	628(15)	256
4-Decanone	$C_{10}H_{20}O$	479.7	662.9(0.5)	2.2(0.2)	636(18)	256
5-Decanone	$C_{10}H_{20}O$	477	661.0(0.4)	2.2(0.2)	628(25)	256
1-Decene	$C_{10}H_{20}$	444(1)	616.0(0.3)	2.157(0.01)	594(3)	257
Decylbenzene	$C_{16}H_{26}$	571(1)	752(8)	1.72(0.1)	879(29)	258
Dibenzofuran	$C_{12}H_8O$	558.3(0.3)	824(2)	3.37(0.03)	494(32)	259
Dibenzothiophene	$C_{12}H_8S$	604.8(0.4)	897(2)	3.9(0.2)	506(108)	260
1,2-Dibromo-1-chloro-1,2,2-trifluoroethane	$C_2Br_2ClF_3$	365.9(0.2)	560.6(0.2)	3.61(0.02)	368(4)	261
1,4-Dibromooctafluorobutane	$C_4Br_2F_8$	371(25)	532(2)	2.4(0.3)	452(29)	198
Dibutylamine	$C_8H_{19}N$	435(2)	607.5(0.2)	3.11(0.03)	532(21)	168
1,4-Di- <i>tert</i> -butylbenzene	$C_{14}H_{22}$	510.4(0.5)	708(2)	2.23(0.01)	732(70)	232
Dibutyl ether	$C_8H_{18}O$	414.8(0.3)	584.1(0.2)	2.4(0.2)	521(12)	262
Dibutyl phthalate	$C_{16}H_{22}O_4$	611(9)	797(9)	1.6(0.3)	954(18)	112
<i>m</i> -Dichlorobenzene	$C_6H_4Cl_2$	445(2)	685.7(0.4)	4.2(0.2)	366(22)	119
1,4-Dichlorobenzene	$C_6H_4Cl_2$	447.0(0.2)	669(5)	3.54(0.07)	364(22)	263
Dichlorodiethylsilane	$C_4H_{10}Cl_2Si$	403(2)	595.7(0.6)	3.06(0.03)	455(4)	264
Dichlorodifluoromethane	CCl_2F_2	243.3(0.1)	384.9(0.2)	4.12(0.01)	218(36)	191, 216, 265
Dichlorodimethylsilane	$C_2H_6Cl_2Si$	343.6(0.5)	520.3(0.6)	3.49(0.03)	350(5)	266
1,1-Dichloroethane	$C_2H_4Cl_2$	329.4(0.7)	523.4(0.1)	5.1(0.5)	248(12)	267
1,2-Dichloroethane	$C_2H_4Cl_2$	356.5(0.1)	561.5(0.4)	5.4(0.1)	225(8)	33, 34, 268, 269
<i>cis</i> -1,2-Dichloroethene	$C_2H_2Cl_2$	333(2)	535.8(0.4)	5.4(0.3)	220(15)	34
<i>trans</i> -1,2-Dichloroethene	$C_2H_2Cl_2$	320.79(0.08)	515.5(0.2)	5.3(0.2)	216(14)	33, 34
1,1-Dichloro-1-fluoroethane	$C_2H_3Cl_2F$	305.20(0.09)	477.3(0.1)	4.20(0.02)	253.7(0.6)	178, 270
Dichlorofluoromethane	$CHCl_2F$	282.1	451.6(0.4)	5.20(0.01)	196(1)	271
1,2-Dichlorohexafluoropropane	$C_3Cl_2F_6$	307(2)	451.8(0.1)	2.63(0.07)	365(48)	272
Dichloromethane	CH_2Cl_2	312.9(0.3)	508.0(0.2)	6.35(0.05)	177(13)	273
1,2-Dichloropropane	$C_3H_6Cl_2$	369.6	578(2)	4.63(0.06)	292(6)	119, 232
1,3-Dichloropropane	$C_3H_6Cl_2$	393.9(0.3)	615(3)	4.7(0.5)	299(16)	119
1,1-Dichloro-1,2,2,2-tetrafluoroethane	$C_2Cl_2F_4$	276(1)	418.6(0.8)	3.31(0.03)	294(8)	179
1,2-Dichloro-1,1,2,2-tetrafluoroethane	$C_2Cl_2F_4$	276.8(0.5)	418.74(0.06)	3.25(0.02)	295(3)	191, 274
1,2-Dichloro-1,1,2-trifluoroethane	$C_2HCl_2F_3$	303.1(0.1)	461.6(0.1)	3.77(0.08)	283.2(0.5)	178
2,2-Dichloro-1,1,1-trifluoroethane	$C_2HCl_2F_3$	300.9(0.6)	456.8(0.2)	3.67(0.01)	278(2)	182, 275–280
Didecyl phthalate	$C_{28}H_{46}O_4$	736(4)	870(10)	0.94(0.05)	1807(27)	112
1,1-Diethoxyethane	$C_6H_{14}O_2$	375(2)	539.7(0.4)	3.22(0.08)	426(12)	166
1,2-Diethoxyethane	$C_6H_{14}O_2$	393.8(0.7)	542(3)	2.14(0.02)	432(11)	162
Diethoxymethane	$C_5H_{12}O_2$	359(2)	532(1)	3.4(0.5)	370(10)	162
Diethylamine	$C_4H_{11}N$	328.5(0.1)	499.5(0.4)	3.75(0.02)	304(32)	38, 117, 133, 281, 282
<i>p</i> -Diethylbenzene	$C_{10}H_{14}$	457(1)	657.90(0.03)	2.80(0.08)	494(12)	79, 86
Diethylene glycol	$C_4H_{10}O_3$	518.6(0.2)	753(4)	4.8(0.2)	325(19)	283
Diethylene glycol diethyl ether	$C_8H_{18}O_3$	458(4)	612(10)	2.4(0.7)	587(18)	162
Diethylene glycol dimethyl ether	$C_6H_{14}O_3$	435(2)	617(4)	3.0(0.6)	450(16)	162
Diethylene glycol monobutyl ether	$C_8H_{18}O_3$	505(4)	692(3)	2.8(0.6)	546(26)	41
Diethylene glycol monobutyl ether acetate	$C_{10}H_{20}O_4$	521(2)	694(2)	2.15(0.05)	627(20)	55
Diethylene glycol monoethyl ether	$C_6H_{14}O_3$	475(3)	670(4)	3.2(0.1)	427(23)	49
Diethylene glycol monoethyl ether acetate	$C_8H_{16}O_4$	491(1)	670(12)	2.50(0.06)	524(18)	49, 55
Diethylene glycol monomethyl ether	$C_5H_{12}O_3$	467(2)	672(2)	3.7(0.2)	378(25)	49
Diethylene glycol monopropyl ether	$C_7H_{16}O_3$	488.0(0.4)	680(2)	3.05(0.07)	495(18)	41, 104

Name	Mol. Form.	T_b/K	T_c/K	P_c/MPa	$V_c/\text{cm}^3\text{mol}^{-1}$	Ref.
Diethyl ether	$\text{C}_4\text{H}_{10}\text{O}$	307.5(0.5)	466.8(0.3)	3.64(0.01)	280(5)	19, 77, 95, 155, 196, 284–301
Diethyl oxalate	$\text{C}_6\text{H}_{10}\text{O}_4$	459(1)	618(2)	2.14(0.02)	464(37)	101
Diethyl phthalate	$\text{C}_{12}\text{H}_{14}\text{O}_4$	571(2)	776(9)	2.2(0.2)	687(15)	112
Diethyl succinate	$\text{C}_8\text{H}_{14}\text{O}_4$	490(1)	663(30)	2.26(0.02)	567(44)	101, 302
Diethyl sulfide	$\text{C}_4\text{H}_{10}\text{S}$	365.2(0.2)	557.5(1)	4.0(0.1)	322(8)	32, 303, 304
<i>m</i> -Difluorobenzene	$\text{C}_6\text{H}_4\text{F}_2$	356.1(0.5)	548.4(0.4)	4.20(0.01)	289(21)	119
<i>o</i> -Difluorobenzene	$\text{C}_6\text{H}_4\text{F}_2$	367.0(0.5)	566.0(0.4)	4.28(0.01)	290(21)	119
<i>p</i> -Difluorobenzene	$\text{C}_6\text{H}_4\text{F}_2$	362.0(0.3)	556.9(0.4)	4.28(0.07)	297(22)	119
1,1-Difluoroethane	$\text{C}_2\text{H}_4\text{F}_2$	249.1	386.4(0.1)	4.52(0.01)	178(2)	178, 180, 185, 305–307
1,1-Difluoroethene	$\text{C}_2\text{H}_2\text{F}_2$	187.6(0.8)	302.9(0.6)	4.48(0.05)	155(4)	179, 215
2,2-Difluoroethylbis(trifluoromethyl)amine	$\text{C}_4\text{H}_3\text{F}_8\text{N}$	324.5	460.20(0.09)	2.64(0.01)	375(1)	308
Difluoromethane	CH_2F_2	221.50(0.07)	351.28(0.03)	5.79(0.01)	121(4)	306, 309–316
3-Difluoromethoxy-1,1,1,2,2-pentafluoropropane	$\text{C}_5\text{H}_3\text{F}_7\text{O}$	319.09	455.1(0.1)	2.77(0.02)	363(1)	113
2-(Difluoromethoxy)-1,1,1-trifluoroethane	$\text{C}_3\text{H}_3\text{F}_5\text{O}$	302.3(0.2)	444.9(0.3)	3.43(0.01)	291(19)	113
2,4-Difluorotoluene	$\text{C}_7\text{H}_6\text{F}_2$	390	581.4(0.4)	3.7(0.4)	340(21)	119
2,5-Difluorotoluene	$\text{C}_7\text{H}_6\text{F}_2$	391	587.8(0.4)	3.8(0.5)	341(21)	119
2,6-Difluorotoluene	$\text{C}_7\text{H}_6\text{F}_2$	385	581.8(0.4)	3.7(0.4)	341(21)	119
3,4-Difluorotoluene	$\text{C}_7\text{H}_6\text{F}_2$	385	598.5(0.5)	3.8(0.6)	342(22)	119
Diheptyl phthalate	$\text{C}_{22}\text{H}_{34}\text{O}_4$	633	830(9)	1.24(0.08)	1153(22)	112
Dihexyl phthalate	$\text{C}_{20}\text{H}_{30}\text{O}_4$	652(5)	817(9)	1.3(0.1)	1061(22)	112
3,4-Dihydro-2 <i>H</i> -pyran	$\text{C}_5\text{H}_8\text{O}$	358.6(0.2)	561(2)	4.63(0.08)	268(34)	75
Diisobutylamine	$\text{C}_8\text{H}_{19}\text{N}$	412.8	584.4(0.2)	3.20(0.06)	518(22)	168
Diisopropylamine	$\text{C}_6\text{H}_{15}\text{N}$	357(3)	523.1(0.2)	3.02(0.02)	407(18)	168
1,4-Diisopropylbenzene	$\text{C}_{12}\text{H}_{18}$	483.4(0.2)	675(1)	2.30(0.04)	610(65)	317
Diisopropyl ether	$\text{C}_6\text{H}_{14}\text{O}$	341.5(0.2)	500.2(0.7)	2.85(0.04)	386(5)	25, 290, 318, 319
1,2-Dimethoxyethane	$\text{C}_4\text{H}_{10}\text{O}_2$	358.1(0.1)	539(4)	3.91(0.05)	305(9)	162, 166, 175, 290
Dimethoxymethane	$\text{C}_3\text{H}_8\text{O}_2$	315.4(0.2)	488(11)	4.0(0.2)	259(10)	75, 162, 320
1,2-Dimethoxypropane	$\text{C}_5\text{H}_{12}\text{O}_2$	369	543(1)	3.4(0.6)	356(12)	162
2,2-Dimethoxypropane	$\text{C}_5\text{H}_{12}\text{O}_2$	350.5(0.7)	510(3)	4(1)	360(13)	162
Dimethyl adipate	$\text{C}_8\text{H}_{14}\text{O}_4$	504(3)	692(14)	2.5(0.5)	561(13)	321
Dimethylamine	$\text{C}_2\text{H}_7\text{N}$	280.4(0.4)	437.5(0.4)	5.34(0.05)	188(13)	193, 322, 323
<i>N,N</i> -Dimethylaniline	$\text{C}_8\text{H}_{11}\text{N}$	466(1)	687.7(0.6)	3.63(0.09)	407(15)	39, 40
2,2-Dimethylbutane	C_6H_{14}	322.8(0.2)	489.1(0.5)	3.10(0.01)	363.74(0.02)	86, 324–328
2,3-Dimethylbutane	C_6H_{14}	331.1(0.3)	500.2(0.3)	3.13(0.01)	358(1)	19, 86, 252, 324–330
3,3-Dimethyl-2-butanone	$\text{C}_6\text{H}_{12}\text{O}$	379.2(0.2)	570.9(0.3)	3.67(0.03)	383(6)	164, 165
2,3-Dimethyl-1-butene	C_6H_{12}	328.74(0.04)	497.7(0.9)	3.31(0.01)	346(9)	170
3,3-Dimethyl-1-butene	C_6H_{12}	346.34(0.06)	477.4(0.9)	3.18(0.02)	348(10)	170
2,3-Dimethyl-2-butene	C_6H_{12}	314.39(0.04)	521.0(0.9)	3.4(0.1)	344(7)	170
Dimethyl carbonate	$\text{C}_3\text{H}_6\text{O}_3$	363.26(0.09)	557(1)	4.8(0.2)	251(51)	331, 332
<i>cis</i> -1,3-Dimethylcyclohexane	C_8H_{16}	397.5(0.6)	587.7(0.5)	2.88(0.01)	429(10)	64
<i>cis</i> -1,4-Dimethylcyclohexane	C_8H_{16}	392.4(0.5)	603.2(0.3)	3.44(0.02)	434(7)	164, 165
<i>trans</i> -1,4-Dimethylcyclohexane	C_8H_{16}	397.4(0.7)	588(2)	3.04(0.01)	439(18)	74
Dimethyl disulfide	$\text{C}_2\text{H}_6\text{S}_2$	382.87(0.08)	608(4)	5.1(0.1)	266(8)	54
Dimethyl ether	$\text{C}_2\text{H}_6\text{O}$	248.3(0.2)	400.1(0.8)	5.31(0.03)	171(3)	125, 174, 186, 333–343
<i>N,N</i> -Dimethylformamide	$\text{C}_3\text{H}_7\text{NO}$	426.0(0.5)	649.6(0.8)	4.4(0.1)	262(9)	11, 344
Dimethyl glutarate	$\text{C}_7\text{H}_{12}\text{O}_4$	489(4)	682(14)	2.8(0.4)	488(14)	321
2,2-Dimethylheptane	C_9H_{20}	406(1)	576.7(0.5)	2.35(0.07)	546(12)	345
2,2-Dimethylhexane	C_8H_{18}	379.9(0.4)	549.9(0.4)	2.53(0.03)	481(10)	346
2,3-Dimethylhexane	C_8H_{18}	388.8(0.5)	563.5(0.4)	2.63(0.02)	466(16)	346
2,4-Dimethylhexane	C_8H_{18}	382.5(0.4)	553(3)	2.55(0.02)	480(39)	330, 346
2,5-Dimethylhexane	C_8H_{18}	382.2(0.7)	550.0(0.3)	2.49(0.02)	485(20)	19, 346
3,3-Dimethylhexane	C_8H_{18}	385.0(0.6)	562.0(0.4)	2.65(0.02)	450(17)	346
3,4-Dimethylhexane	C_8H_{18}	390.8(0.4)	568.8(0.4)	2.69(0.02)	467(21)	346
Dimethyl malonate	$\text{C}_5\text{H}_8\text{O}_4$	454.2(0.6)	647(1)	3.5(0.1)	368(13)	317, 321
2,7-Dimethylnaphthalene	$\text{C}_{12}\text{H}_{12}$	535.5(0.3)	775(2)	3.02(0.03)	515(45)	347
Dimethyl octanedioate	$\text{C}_{10}\text{H}_{18}\text{O}_4$	532(8)	723(14)	2.3(0.3)	672(14)	321
Dimethyl oxalate	$\text{C}_4\text{H}_6\text{O}_4$	436.5(0.5)	632(14)	4.0(0.3)	315(12)	321, 348
2,2-Dimethyloxirane	$\text{C}_3\text{H}_6\text{O}$	324(2)	500(4)	4.4(0.1)	327(31)	54
2,2-Dimethylpentane	C_7H_{16}	352.3(0.3)	520.6(0.6)	2.77(0.04)	409(12)	346, 349
2,3-Dimethylpentane	C_7H_{16}	362.9(0.6)	537.5(0.6)	2.92(0.08)	394(23)	346, 349, 350

Name	Mol. Form.	T_b/K	T_c/K	P_c/MPa	$V_c/cm^3\text{mol}^{-1}$	Ref.
2,4-Dimethylpentane	C_7H_{16}	353.5(0.5)	520.0(0.7)	2.74(0.06)	415(19)	346, 349
3,3-Dimethylpentane	C_7H_{16}	359.1(0.6)	536.4(0.4)	2.94(0.02)	413(24)	346
2,3-Dimethyl-1-pentene	C_7H_{14}	357(1)	534(4)	2.9(0.8)	400(11)	170
4,4-Dimethyl-1-pentene	C_7H_{14}	345.6(0.2)	516(4)	2.91(0.01)	406(11)	170
Dimethyl phthalate	$C_{10}H_{10}O_4$	555.8(0.2)	772(9)	2.76(0.08)	557(17)	112
Dimethyl pimelate	$C_9H_{16}O_4$	518(2)	711(14)	2.4(0.1)	608(14)	321
2,3-Dimethylpyridine	C_7H_9N	434.2(0.4)	655.5(0.3)	4.03(0.01)	337(28)	86, 351
2,4-Dimethylpyridine	C_7H_9N	431.5(0.3)	647.1(0.9)	3.83(0.02)	363(34)	90, 352
2,5-Dimethylpyridine	C_7H_9N	430.15(0.05)	644.2(0.3)	4.11(0.04)	371(45)	86
2,6-Dimethylpyridine	C_7H_9N	417.1(0.1)	623.8(0.2)	3.80(0.04)	353(43)	90
3,4-Dimethylpyridine	C_7H_9N	452.2(0.3)	683.8(0.4)	4.06(0.01)	353(13)	86, 351, 352
3,5-Dimethylpyridine	C_7H_9N	445.0(0.1)	667.3(0.3)	3.84(0.02)	369(12)	86, 351
2,6-Dimethylquinoline	$C_{11}H_{11}N$	541.2(0.4)	786(2)	3.27(0.02)	505(24)	529
Dimethyl sebacate	$C_{12}H_{22}O_4$	562(3)	742(14)	2.1(0.2)	695(14)	321
Dimethyl succinate	$C_6H_{10}O_4$	470(1)	662(14)	3.5(0.2)	426(16)	321
Dimethyl sulfide	C_2H_6S	310.47(0.05)	503.0(0.3)	5.40(0.06)	201(9)	52, 117, 304
Dimethyl sulfoxide	C_2H_6OS	465.0(0.9)	707(1)	4.6(0.7)	228(7)	23
1,3-Dimethyl-1,1,3,3-tetraphenyldisiloxane	$C_{26}H_{26}OSi_2$	701(2)	893(9)	1.38(0.1)	1300(89)	353
1,3-Dimethyltricyclo[3.3.1.1 ^{3,7}]decane	$C_{12}H_{20}$	476.53	708(2)	2.86(0.01)	595(115)	141
Dinonyl phthalate	$C_{26}H_{42}O_4$	686	858(9)	1.0(0.3)	1652(26)	112
Diocetyl phthalate	$C_{28}H_{38}O_4$	688(4)	840(9)	1.1(0.1)	1510(22)	112
1,4-Dioxane	$C_4H_8O_2$	374.3(0.3)	587.3(0.1)	5.2(0.2)	251(5)	34, 290, 354
Dipentyl phthalate	$C_{18}H_{26}O_4$	614(40)	811(9)	1.4(0.7)	957(21)	112
Diphenyl ether	$C_{12}H_{10}O$	531.1(0.1)	766.9(0.8)	3.10(0.04)	526(23)	25, 355
Diphenylmethane	$C_{13}H_{12}$	537.3(0.3)	776(9)	3.02(0.07)	546(144)	39, 302, 356, 357
1,3-Diphenyltetramethyldisiloxane	$C_{16}H_{22}OSi_2$		750(8)			353
Dipropylamine	$C_6H_{15}N$	380.6(0.9)	555.8(0.1)	3.6(0.1)	414(15)	168
Dipropylene glycol	$C_6H_{14}O_3$	504(2)	705(4)	3.4(0.1)	444(18)	54
Dipropyl ether	$C_6H_{14}O$	363.2(0.3)	531(2)	2.92(0.05)	402(8)	25, 52
Dipropyl phthalate	$C_{14}H_{18}O_4$	592(2)	784(9)	1.9(0.1)	816(20)	112
Diundecyl phthalate	$C_{30}H_{50}O_4$	711(25)	886(10)	0.89(0.1)	1590(25)	112
Docosane	$C_{22}H_{46}$	642(5)	786(6)	1.0(0.1)	1434(50)	62, 358, 359
Docosanoic acid	$C_{22}H_{44}O_2$	693(3)	837(8)	1.11(0.08)	1485(29)	360
1-Docosanol	$C_{22}H_{46}O$	680(12)	827(8)	1.0(0.6)	1243(20)	361
1,2,2,3,3,4,4,5,5,6,6,7-Dodecafluoro-1-heptanol	$C_7H_4F_{12}O$	444.7(0.7)	589(5)	2.0(0.2)	620(34)	362
Dodecane	$C_{12}H_{26}$	489.4(0.2)	658.8(0.9)	1.80(0.09)	747(18)	34, 86, 118, 243, 244, 363, 364
1,12-Dodecanediamine	$C_{12}H_{28}N_2$	572(13)	767(8)	2.0(0.3)	765(37)	140
Dodecanedioic acid	$C_{12}H_{22}O_4$	621(10)	859(13)	2.1(0.2)	730(19)	253
1-Dodecanethiol	$C_{12}H_{26}S$	550(3)	734(4)	1.81(0.1)	726(25)	99
Dodecanoic acid	$C_{12}H_{24}O_2$	572(1)	743(7)	1.9(0.2)	787(19)	360
1-Dodecanol	$C_{12}H_{26}O$	537.2(0.3)	719.4(0.6)	2.02(0.05)	805(15)	149
2-Dodecanone	$C_{12}H_{24}O$	520(6)	702(4)	1.9(0.9)	742(20)	256
3-Dodecanone	$C_{12}H_{24}O$	523(3)	701(2)	1.9(0.2)	680(19)	256
4-Dodecanone	$C_{12}H_{24}O$	528(5)	697(2)	1.9(0.4)	672(19)	256
5-Dodecanone	$C_{12}H_{24}O$	521(4)	695(5)	1.9(0.4)	678(19)	256
6-Dodecanone	$C_{12}H_{24}O$	522(4)	694(2)	1.9(0.3)	677(19)	256
1-Dodecene	$C_{12}H_{24}$	486.5(0.9)	657.6(0.6)	1.88(0.01)	710(15)	257
Eicosane	$C_{20}H_{42}$	617.2(0.9)	768(6)	1.08(0.05)	1325(48)	358, 359
Eicosanoic acid	$C_{20}H_{40}O_2$	673(6)	820(8)	1.2(0.1)	1346(27)	360
1-Eicosanol	$C_{20}H_{42}O$	629	808(8)	1.1(0.2)	1130(18)	361
1-Eicosene	$C_{20}H_{40}$	620(15)	772(15)	1.1(0.3)	1213(36)	365
Ethane	C_2H_6	184.5(0.4)	305.36(0.04)	4.88(0.01)	146(3)	44, 48, 92, 131, 132, 134, 214, 215, 229, 246, 366–393
1,2-Ethanediamine	$C_2H_8N_2$	390.0(0.5)	613.1(0.3)	6.71(0.04)	204(13)	49
1,2-Ethanediol	$C_2H_6O_2$	470.6(0.1)	719(5)	8.1(0.4)	180(11)	11, 32, 41, 394
1,1-Ethanediol, diacetate	$C_6H_{10}O_4$	441(3)	618(4)	2.9(0.1)	457(13)	54
Ethanethiol	C_2H_6S	308.1(0.1)	498.7(0.3)	5.53(0.08)	208(10)	304

Name	Mol. Form.	T_b/K	T_c/K	P_c/MPa	$V_c/\text{cm}^3\text{mol}^{-1}$	Ref.
Ethanol	$\text{C}_2\text{H}_6\text{O}$	351.39(0.09)	515(1)	6.25(0.04)	169(4)	19, 25, 34, 80, 85, 128, 148–150, 152, 222, 395–409
Ethoxybenzene	$\text{C}_8\text{H}_{10}\text{O}$	443.0(0.2)	647(2)	3.45(0.05)	407(16)	39, 40
2-Ethoxyethyl acetate	$\text{C}_6\text{H}_{12}\text{O}_3$	429.8(0.4)	609(2)	3.07(0.03)	443(38)	141, 144, 163
2-Ethoxy-2-methylbutane	$\text{C}_7\text{H}_{16}\text{O}$	374.6(0.4)	546(2)	2.83(0.09)	448(29)	410
1-Ethoxy-1,1,2,2,3,3,4,4,4-nonafluorobutane	$\text{C}_6\text{H}_5\text{F}_9\text{O}$	350.04	482.0(0.1)	1.98(0.01)	518(2)	113
Ethyl acetate	$\text{C}_4\text{H}_8\text{O}_2$	350.2(0.2)	523.27(0.07)	3.88(0.02)	288(19)	19, 23, 400, 411–413
Ethylamine	$\text{C}_2\text{H}_7\text{N}$	289.8(0.2)	456.5(0.9)	5.6(0.1)	183(22)	193, 414
Ethylbenzene	C_8H_{10}	409.3(0.4)	617.1(0.1)	3.61(0.01)	365(61)	68, 78, 79, 86, 88, 172, 345
Ethyl benzoate	$\text{C}_9\text{H}_{10}\text{O}_2$	485.6(0.2)	700(14)	3.01(0.05)	470(12)	169
Ethyl butanoate	$\text{C}_8\text{H}_{12}\text{O}_2$	394.2(0.4)	566.1(0.1)	3.2(0.3)	421(30)	415, 416
Ethyl <i>trans</i> -2-butenolate	$\text{C}_6\text{H}_{10}\text{O}_2$	413(5)	599(10)	3(2)	382(7)	21
Ethylcyclohexane	C_8H_{16}	404.9(0.4)	606.9(0.4)	3.27(0.04)	431(12)	170, 171
Ethylcyclopentane	C_7H_{14}	376.6(0.6)	569.48(0.05)	3.40(0.07)	377(3)	236
Ethyl 2,2-dimethylpropanoate	$\text{C}_7\text{H}_{14}\text{O}_2$	391.4(0.4)	566(2)	2.88(0.02)	461(8)	417
Ethylene	C_2H_4	169.3(0.3)	282.35(0.03)	5.06(0.01)	130.9(0.2)	61, 246, 371, 418–436
Ethyl 3-ethoxypropanoate	$\text{C}_7\text{H}_{14}\text{O}_3$	441(2)	621(3)	2.7(0.1)	478(19)	11, 41
Ethyl formate	$\text{C}_3\text{H}_6\text{O}_2$	327.2(0.1)	508.5(0.5)	4.78(0.03)	223(47)	413, 415
Ethyl heptanoate	$\text{C}_9\text{H}_{18}\text{O}_2$	461(2)	634(1)	2.3(0.2)	587(8)	162
3-Ethylhexane	C_8H_{18}	391.6(0.5)	565.5(0.4)	2.61(0.02)	450(15)	346
Ethyl hexanoate	$\text{C}_8\text{H}_{16}\text{O}_2$	438(1)	615(1)	2.6(0.2)	528(8)	162
2-Ethylhexanoic acid	$\text{C}_8\text{H}_{16}\text{O}_2$	500.6(0.1)	674(1)	2.75(0.06)	543(8)	144, 163
2-Ethyl-1-hexanol	$\text{C}_8\text{H}_{18}\text{O}$	459.3(0.2)	640.2(0.3)	3.0(0.2)	508(29)	437
2-Ethylhexyl acetate	$\text{C}_{10}\text{H}_{20}\text{O}_2$	473(1)	642(2)	2.02(0.01)	644(10)	410
Ethyl 3-methylbutanoate	$\text{C}_7\text{H}_{14}\text{O}_2$	408(3)	584(6)	3(1)	463(9)	147, 162
Ethyl methyl ether	$\text{C}_3\text{H}_8\text{O}$	279(2)	437.8(0.2)	4.39(0.06)	219(5)	174, 304, 438
3-Ethyl-2-methylpentane	C_8H_{18}	388.8(0.6)	567.1(0.4)	2.70(0.02)	442(22)	346
3-Ethyl-3-methylpentane	C_8H_{18}	391.3(0.9)	576.5(0.4)	2.77(0.01)	463(13)	346
Ethyl 2-methylpropanoate	$\text{C}_6\text{H}_{12}\text{O}_2$	384(2)	554(4)	3.1(0.3)	421(76)	415
Ethyl methyl sulfide	$\text{C}_3\text{H}_8\text{S}$	339.8(0.3)	533(10)	4.62(0.03)	260(6)	303
Ethyl nonanoate	$\text{C}_{11}\text{H}_{22}\text{O}_2$	497(5)	664(1)	2.0(0.4)	715(8)	162
Ethyl octanoate	$\text{C}_{10}\text{H}_{20}\text{O}_2$	479(1)	652(12)	2(2)	657(8)	147, 162
3-Ethylpentane	C_7H_{16}	366.5(0.4)	540.7(0.4)	2.90(0.03)	412(14)	346, 349
Ethyl pentanoate	$\text{C}_7\text{H}_{14}\text{O}_2$	415(3)	593(1)	2.8(0.4)	466(10)	162
2-Ethylphenol	$\text{C}_8\text{H}_{10}\text{O}$	477.6(0.1)	703(1)	3.7(0.3)	388(15)	218
3-Ethylphenol	$\text{C}_8\text{H}_{10}\text{O}$	491.5(0.1)	716(1)	3.8(0.3)	393(15)	218
4-Ethylphenol	$\text{C}_8\text{H}_{10}\text{O}$	491.12(0.06)	716(1)	3.1(0.6)	395(15)	218
Ethyl propanoate	$\text{C}_5\text{H}_{10}\text{O}_2$	372.0(0.2)	547(1)	3.37(0.05)	343(23)	19, 64, 162, 413, 415
Ethyl propyl ether	$\text{C}_5\text{H}_{12}\text{O}$	336(3)	500.2(0.4)	3.37(0.01)	343(44)	25, 304
S-Ethyl thioacetate	$\text{C}_4\text{H}_8\text{OS}$	387(3)	590.5(0.2)	4.1(0.1)	320(10)	49
4-Ethyltoluene	C_9H_{12}	435.1(0.6)	640.2(0.5)	3.23(0.04)	446(12)	439, 440
Ethyl vinyl ether	$\text{C}_4\text{H}_8\text{O}$	309(2)	475(2)	4.06(0.04)	262(8)	290
Fluorobenzene	$\text{C}_6\text{H}_5\text{F}$	357.8(0.3)	560.10(0.07)	4.55(0.01)	272(9)	86, 441
Fluoroethane	$\text{C}_2\text{H}_5\text{F}$	235.4(0.3)	375.2(0.2)	5.02(0.01)	164(3)	206, 442, 443
Fluoromethane	CH_3F	194.8	317.42(0.01)	5.88(0.01)	112.41(0.01)	444, 445
2-Fluorotoluene	$\text{C}_7\text{H}_7\text{F}$	387(2)	591.2(0.4)	3.9(0.3)	323(47)	119
3-Fluorotoluene	$\text{C}_7\text{H}_7\text{F}$	389(2)	591.8(0.4)	3.9(0.3)	332(17)	119
4-Fluorotoluene	$\text{C}_7\text{H}_7\text{F}$	389.8(0.4)	592.1(0.8)	3.85(0.01)	332(17)	119
Formic acid	CH_2O_2	374	588(10)		115.88(0.08)	146
Furan	$\text{C}_4\text{H}_4\text{O}$	304.4(0.2)	490.2(0.2)	5.43(0.08)	218(3)	241, 290
Glycerol	$\text{C}_3\text{H}_8\text{O}_3$	562(3)	850(9)	7.6(0.8)	251(15)	394
Heneicosane	$\text{C}_{21}\text{H}_{44}$	632(6)	778(8)	1.0(0.1)	1366(48)	359
Heptadecane	$\text{C}_{17}\text{H}_{36}$	576(2)	736(1)	1.33(0.07)	1081(28)	359
Heptadecanoic acid	$\text{C}_{17}\text{H}_{34}\text{O}_2$	635(4)	792(8)	1.4(0.1)	1130(24)	360
1-Heptadecanol	$\text{C}_{17}\text{H}_{36}\text{O}$	597	780(8)	1.4(0.1)	1097(18)	361
1-Heptadecene	$\text{C}_{17}\text{H}_{34}$	574(3)	734(7)	1.34(0.08)	1053(35)	365
2,2,3,3,5,5,6-Heptafluoro-1,4-dioxane	$\text{C}_4\text{HF}_7\text{O}_2$	312.5(0.1)	453(1)	2.86(0.06)	359(4)	110
1,1,1,2,2,3,3-Heptafluoropentan-4-one	$\text{C}_5\text{H}_3\text{F}_7\text{O}$	337.4	476.55(0.08)	2.57(0.01)	394.2(0.7)	308

Name	Mol. Form.	T_b/K	T_c/K	P_c/MPa	$V_c/cm^3 mol^{-1}$	Ref.
1,1,1,2,3,3,3-Heptafluoropropane	$C_3H_7F_7$	257.65	375.0(0.1)	2.93(0.01)	299(7)	446–449
1,1,1,2,4,4,4-Heptafluoro-2-trifluoromethoxybutane	$C_5H_2F_{10}O$	322.73(0.09)	447(1)	2.15(0.06)	465(5)	110
1,1,1,2,2,3,3-Heptafluoro-3-(trifluoromethoxy)propane	$C_4F_{10}O$	280.0(0.4)	391.7(0.7)	1.89(0.05)	431(31)	450
2,2,4,4,6,8,8-Heptamethylnonane	$C_{16}H_{34}$	519(1)	692(4)	1.53(0.01)	957(27)	451
1,1,1,3,5,5,5-Heptamethyltrisiloxane	$C_7H_{22}O_2Si_3$	416(1)	553.4(0.6)	1.48(0.02)	828(3)	452
Heptanal	$C_7H_{14}O$	426(3)	616.8(0.4)	3.2(0.2)	434(7)	242
2-Heptanamine	$C_7H_{17}N$	414(4)	598(2)	2.9(0.3)	455(18)	170
Heptane	C_7H_{16}	371.53(0.07)	540.1(0.2)	2.74(0.01)	428(15)	34, 36, 62, 75, 78, 86, 131, 133–135, 157, 243, 244, 254, 286, 324, 346, 359, 394, 432, 453–463
Heptanedioic acid	$C_7H_{12}O_4$	615.1	842(13)	3.3(0.2)	463(15)	253
Heptanoic acid	$C_7H_{14}O_2$	495(2)	678(2)	3.0(0.3)	476(5)	145, 146, 464
1-Heptanol	$C_7H_{16}O$	451(1)	632.4(0.6)	3.1(0.2)	430(9)	149, 254, 465
2-Heptanol	$C_7H_{16}O$	432	608.4(0.6)	3.0(0.1)	442(2)	149, 465
3-Heptanol	$C_7H_{16}O$	436(2)	605.4(0.3)	3.1(0.4)	451(3)	465
4-Heptanol	$C_7H_{16}O$	434(2)	602.6(0.3)	3.1(0.6)	455(4)	465
2-Heptanone	$C_7H_{14}O$	424.1(0.3)	611.4(0.2)	2.98(0.04)	436(4)	25, 172, 466
3-Heptanone	$C_7H_{14}O$	419(2)	606.6(0.2)	3.0(0.1)	433(5)	466
4-Heptanone	$C_7H_{14}O$	417(1)	602.0(0.2)	3.0(0.3)	434(5)	466
1-Heptene	C_7H_{14}	370(2)	537.3(0.3)	2.85(0.02)	409(2)	51, 52, 86, 124, 257, 467
<i>cis</i> -2-Heptene	C_7H_{14}	371(2)	548.5(0.6)	3.0(0.3)	410(7)	170
<i>trans</i> -2-Heptene	C_7H_{14}	369(2)	542.8(0.4)	3.0(0.2)	410(7)	170
<i>trans</i> -3-Heptene	C_7H_{14}	367(1)	538.6(0.7)	3.0(0.2)	411(7)	170
Heptylbenzene	$C_{13}H_{20}$	515(4)	708(7)	2.1(0.2)	680(16)	258
Heptyl orthosilicate	$C_{28}H_{60}O_4Si$		778(16)			57
Hexacosane	$C_{26}H_{54}$	688(11)	816(8)	0.8(0.2)	1740(59)	358
Hexadecane	$C_{16}H_{34}$	560.0(0.7)	722.2(0.8)	1.4(0.2)	1009(53)	34, 244, 245
Hexadecanoic acid	$C_{16}H_{32}O_2$	624(6)	785(8)	1.5(0.2)	1059(23)	360
1-Hexadecanol	$C_{16}H_{34}O$	598(2)	770(8)	1.47(0.1)	1019(17)	361
1-Hexadecene	$C_{16}H_{32}$	558(1)	718(7)	1.4(0.2)	986(33)	365
Hexaethyldisiloxane	$C_{12}H_{30}OSi_2$	525(7)	692.9(0.1)	1.7(0.7)	955(2)	34
Hexafluoroacetylacetone	$C_5H_2F_6O_2$	342(2)	485.1(0.5)	2.9(0.2)	313(49)	468
Hexafluorobenzene	C_6F_6	353.3(0.2)	516.4(0.5)	3.28(0.01)	337(4)	74, 198, 286, 469–473
2,2,4,4,5,5-Hexafluoro-1,3-dioxolane	$C_3F_6O_2$	251.0(0.2)	368.1(0.7)	2.72(0.04)	293(30)	116
Hexafluoroethane	C_2F_6	195.0(0.1)	292.9(0.2)	3.03(0.01)	223(3)	172, 474–477
1,1,1,3,3,3-Hexafluoro-2-methoxy-2-(trifluoromethyl)propane	$C_5H_3F_9O$	327(1)	463(1)	2.37(0.07)	448(5)	110
1,1,1,2,3,3-Hexafluoro-3-(2,2,3,3,3-pentafluoropropoxy)propane	$C_6H_3F_{11}O$	360.64	486.48(0.07)	1.95(0.01)	529(2)	113
1,1,1,2,3,3-Hexafluoropropane	$C_3H_2F_6$	277.65	412.40(0.06)	3.42(0.01)	270(5)	203, 447, 448, 478, 479
1,1,1,3,3,3-Hexafluoropropane	$C_3H_2F_6$	271.8(0.2)	398.07(0.06)	3.18(0.01)	262(18)	203
1,1,1,2,3,3-Hexafluoro-3-(2,2,3,3-tetrafluoropropoxy)propane	$C_6H_4F_{10}O$	379.07	516.2(0.3)	2.2(0.2)	543(34)	113
1,1,1,2,3,3-Hexafluoro-3-(2,2,2-trifluoroethoxy)propane	$C_5H_3F_9O$	345.87	475.74(0.09)	2.23(0.02)	455(2)	113
Hexamethylbenzene	$C_{12}H_{18}$	541(3)	758(2)	2.6(0.4)	581(15)	25
1,1,1,5,5,5-Hexamethyl-3,3-bis[(trimethylsilyl)oxy]trisiloxane	$C_{12}H_{36}O_4Si_5$	494.6(0.2)	622.6(0.2)	1.03(0.02)	1323(90)	34
Hexamethyldisiloxane	$C_6H_{18}OSi_2$	373.6(0.3)	518.7(0.6)	1.95(0.02)	629(15)	480
2,6,10,15,19,23-Hexamethyltetracosane	$C_{30}H_{62}$	693(6)	796(2)	0.60(0.04)	2060(70)	481
Hexanal	$C_6H_{12}O$	402.8(0.4)	592(3)	3.4(0.2)	378(7)	163, 242
Hexane	C_6H_{14}	341.87(0.06)	507.5(0.1)	3.03(0.01)	366.0(0.8)	19, 29, 33, 34, 38, 52, 77, 78, 84, 86, 96, 106, 124, 131, 133, 134, 243, 244, 254, 281, 286, 318, 324–328, 401, 456, 458, 470, 482–488
1,6-Hexanediamine	$C_6H_{16}N_2$	470(2)	685(7)	3.6(0.5)	446(17)	140

Name	Mol. Form.	T_b/K	T_c/K	P_c/MPa	$V_c/cm^3 mol^{-1}$	Ref.
1,6-Hexanedioic acid	$C_6H_{10}O_4$	610.5	841(13)	3.8(0.3)	449(17)	253
1,6-Hexanediol	$C_6H_{14}O_2$	481	741(10)	4.1(0.1)	404(13)	489
Hexanenitrile	$C_6H_{11}N$	436.6(0.3)	633.8(0.2)	2.99(0.06)	378(8)	35
Hexanoic acid	$C_6H_{12}O_2$	478.0(0.6)	661(7)		413(15)	145, 146, 360, 464
1-Hexanol	$C_6H_{14}O$	430.0(0.7)	611.0(0.4)	3.40(0.09)	381(30)	34, 149, 151, 152, 254, 255, 456
2-Hexanol	$C_6H_{14}O$	413	585.9(0.5)	3.3(0.3)	406(8)	149, 255, 437
3-Hexanol	$C_6H_{14}O$	416(2)	582.4(0.4)	3.3(0.1)	378(14)	64, 254, 255
2-Hexanone	$C_6H_{12}O$	400.8(0.1)	586.7(0.5)	3.31(0.04)	377(4)	25, 172, 466
3-Hexanone	$C_6H_{12}O$	396.6(0.3)	583.1(0.5)	3.32(0.01)	378(4)	25, 466
Hexatriacontane	$C_{36}H_{74}$	777(7)	872(9)	0.47(0.07)	2711(2)	358
1-Hexene	C_6H_{12}	336.5(0.1)	504.1(0.9)	3.20(0.03)	381(9)	86, 201, 202, 252, 257, 490
<i>cis</i> -2-Hexene	C_6H_{12}	342.0(0.5)	513.4(0.9)	3.34(0.06)	347(7)	170
<i>trans</i> -2-Hexene	C_6H_{12}	341.00(0.09)	509.0(0.7)	3.16(0.01)	353(7)	170
<i>cis</i> -3-Hexene	C_6H_{12}	339.5(0.5)	510(1)	3.29(0.01)	351(7)	170
<i>trans</i> -3-Hexene	C_6H_{12}	340.21(0.09)	507(2)	3.18(0.01)	352(7)	170
5-Hexen-2-one	$C_6H_{10}O$	402.2(0.5)	593.5(0.6)	3.51(0.04)	359(10)	51
Hexyl acetate	$C_8H_{16}O_2$	444.2(0.7)	618(1)	2.5(0.1)	526(8)	162
Hexylamine	$C_6H_{15}N$	405(1)	592.3(0.7)	3.4(0.3)	402(15)	170
Hexylbenzene	$C_{12}H_{18}$	499(2)	695(7)	2.4(0.2)	620(14)	258
Hexyl benzoate	$C_{13}H_{18}O_2$	550(26)	748(14)	2.0(0.3)	658(14)	169
Indan	C_9H_{10}	451.0(0.4)	684.8(0.4)	3.95(0.03)	385(22)	25
Isobutanal	C_4H_8O	337.2(0.2)	543.6(0.6)	5.12(0.08)	283(10)	164, 165
Isobutane	C_4H_{10}	261.4(0.5)	407.84(0.07)	3.64(0.02)	256(7)	125, 132, 491, 492
Isobutene	C_4H_8	266.1(0.2)	418.0(0.3)	4.00(0.04)	240(3)	123, 158, 493, 494
Isobutyl acetate	$C_6H_{12}O_2$	390.0(0.6)	562(2)	2.97(0.06)	369(37)	166, 201, 202, 415
Isobutylbenzene	$C_{10}H_{14}$	445.8(0.4)	650(3)	3.0(0.2)	493(15)	96
Isobutyl butanoate	$C_8H_{16}O_2$	430(1)	611(6)	2.5(0.3)	524(9)	147
Isobutylcyclohexane	$C_{10}H_{20}$	444.5	642.1(0.6)	2.61(0.07)	550(14)	170
Isobutyl formate	$C_5H_{10}O_2$	371.5(0.3)	551(4)	3.9(0.4)	359(25)	415
Isobutyl isobutanoate	$C_8H_{16}O_2$	421(3)	602(6)	2.5(0.8)	530(9)	147
Isobutyl 3-methylbutanoate	$C_9H_{18}O_2$	442(3)	621(6)	2.3(0.7)	581(9)	147
Isobutyl propanoate	$C_7H_{14}O_2$	409(2)	586(8)	3(1)	462(9)	162, 167
Isopentane	C_5H_{12}	300.98(0.06)	460.37(0.09)	3.35(0.06)	313(17)	19, 86, 96, 127, 495
Isopentyl acetate	$C_7H_{14}O_2$	414.8(0.7)	586.1(0.4)	2.76(0.07)	464(9)	166
Isopentyl butanoate	$C_9H_{18}O_2$	458.0(0.3)	619(6)	3(1)	595(10)	147
Isopentyl nitrite	$C_5H_{11}NO_2$	372(3)	626(16)	5.07(0.04)	386.2(0.1)	52
Isopentyl propanoate	$C_8H_{16}O_2$	446(4)	611(6)	2.5(0.9)	523(9)	147
Isopropyl acetate	$C_5H_{10}O_2$	361.8(0.2)	531.1(0.6)	3.31(0.04)	343(4)	64, 166, 172, 411, 490
Isopropylamine	C_3H_9N	304.9(0.2)	472.2(0.9)	4.55(0.07)	231(5)	75, 170
Isopropylbenzene	C_9H_{12}	425.5(0.2)	631(1)	3.2(0.1)	423(5)	79, 90, 96, 172
Isopropylcyclohexane	C_9H_{18}	427.5(0.4)	632.2(0.4)	3.1(0.2)	484(14)	170
Isopropyl formate	$C_4H_8O_2$	341(2)	534.6(0.5)	3.95(0.03)	294(11)	164, 165
1-Isopropyl-4-methylbenzene	$C_{10}H_{14}$	450(2)	654(8)	2.8(0.1)	495(16)	96, 147
(1 <i>S</i> ,2 <i>R</i> ,5 <i>S</i>)-2-Isopropyl-5-methylcyclohexanol	$C_{10}H_{20}O$	489(3)	694(5)	2.7(0.6)	539(14)	302
Isopropyl methyl ether	$C_4H_{10}O$	303.9(0.5)	464.4(0.2)	3.76(0.01)	287(11)	25
Isoquinoline	C_9H_7N	516.3(0.6)	803(8)	5.07(0.03)	380(17)	218
<i>d</i> -Limonene	$C_{10}H_{16}$	450.8(0.5)	653(2)	2.81(0.02)	498(11)	496
Mesityl oxide	$C_6H_{10}O$	402.8(0.4)	605(2)	3.85(0.02)	353(27)	497
Methane	CH_4	111.6(0.2)	190.56(0.02)	4.60(0.01)	99(3)	132, 134, 498–508
Methane- d_4	CD_4		189.2(0.6)		98(3)	507
Methanethiol	CH_4S	279.1(0.1)	469.9(0.3)	7.24(0.09)	148(4)	304
Methanol	CH_4O	337.6(0.7)	512.7(0.6)	8.01(0.03)	117(4)	19, 38, 67, 80, 85, 87, 131, 148, 152, 155, 196, 405, 458, 482, 509–516
1-Methoxy-2,4-dimethylbenzene	$C_9H_{12}O$	465	682(4)	3.2(0.7)	451(18)	162
2-Methoxy-1,4-dimethylbenzene	$C_9H_{12}O$	467	677(1)	3.2(0.7)	451(15)	162
2-Methoxyethanol	$C_3H_8O_2$	397.4(0.1)	598(1)	5.28(0.08)	263(6)	49
2-Methoxyethyl acetate	$C_5H_{10}O_3$	415(3)	603(3)	3.6(0.5)	368(15)	162

Name	Mol. Form.	T_b/K	T_c/K	P_c/MPa	$V_c/cm^3 mol^{-1}$	Ref.
4-Methoxy-1,1,1,2,2,3,3-heptafluorobutane	$C_5H_5F_7O$	344.13	481.5(0.2)	2.38(0.01)	431(2)	113
1-Methoxy-1,1,2,2,3,3-hexafluoropropane	$C_4H_4F_6O$	341.02	487.0(0.3)	2.9(0.1)	370(25)	113
2-Methoxy-2-methylbutane	$C_6H_{14}O$	359.5(0.1)	536(2)	3.23(0.09)	372(19)	172, 410, 517
5-Methoxy-1,1,2,2,3,3,4,4-octafluoropentane	$C_6H_6F_8O$	395.83	546.1(0.3)	2.40(0.07)	493(30)	113
1-Methoxy-2-propanol	$C_4H_{10}O_2$	393.1(0.6)	579.8(0.3)	4.11(0.04)	304(12)	49
2-Methoxypropene	C_4H_8O	308.8(0.3)	478.5(0.6)	4.2(0.3)	257(13)	518
Methyl acetate	$C_3H_6O_2$	329.8(0.2)	506.7(0.4)	4.73(0.07)	227(22)	19, 411–413
Methylamine	CH_5N	266.8(0.3)	430.6(0.6)	7.61(0.09)	139(1)	130, 193, 322, 323
<i>N</i> -Methylaniline	C_7H_9N	470(1)	702(5)	5.2(0.6)	347(16)	117
2-Methylaniline	C_7H_9N	473.1(0.4)	710(1)	3.6(0.1)	377(52)	519
3-Methylaniline	C_7H_9N	476.4(0.5)	709(10)	4.6(0.5)	346(17)	106
4-Methylaniline	C_7H_9N	474(1)	667(10)	3.3(0.7)	334(16)	106
2-Methylanisole	$C_8H_{10}O$	446(2)	662(1)	3.6(0.3)	397(18)	162
3-Methylanisole	$C_8H_{10}O$	450(2)	665(1)	3.6(0.3)	449(22)	162
4-Methylanisole	$C_8H_{10}O$	448(2)	667(1)	3.6(0.4)	396(15)	162
α -Methylbenzenemethanol	$C_8H_{10}O$	478(4)	699(5)	3.8(0.7)	399(16)	32
Methyl benzoate	$C_8H_8O_2$	472(2)	702(1)	3.8(0.1)	408(11)	517
2-Methylbutanal	$C_5H_{10}O$	363(2)	531.6(0.1)	4.04(0.03)	318(10)	124
Methyl butanoate	$C_5H_{10}O_2$	375.0(0.1)	554.4(0.1)	3.49(0.08)	341(20)	19, 413, 416
3-Methylbutanoic acid	$C_5H_{10}O_2$	449.6(0.2)	629(1)	3.4(0.2)	355(10)	146
2-Methyl-1-butanol	$C_5H_{12}O$	402.1(0.4)	575.4(0.5)	3.9(0.1)	342(8)	254
2-Methyl-2-butanol	$C_5H_{12}O$	375.6	544(1)	3.71(0.05)	326(9)	147, 254
3-Methyl-1-butanol	$C_5H_{12}O$	403.9(0.3)	579(2)	3.9(0.3)	335(7)	21, 91, 222, 254, 511, 520
3-Methyl-2-butanol	$C_5H_{12}O$	386.8(0.4)	556.1(0.5)	3.9(0.4)	336(9)	254
3-Methyl-2-butanone	$C_5H_{10}O$	367.3(0.2)	553.1(0.3)	3.83(0.1)	321(33)	157, 166
2-Methyl-2-butene	C_5H_{10}	311.6(0.4)	470(1)	3.4(0.1)	299(7)	521
3-Methyl-1-butene	C_5H_{10}	293.2(0.2)	452.7(0.5)	3.51(0.04)	305(8)	490
Methyl <i>tert</i> -butyl ether	$C_5H_{12}O$	328.2(0.1)	497.0(0.6)	3.41(0.05)	335(10)	25, 440
Methylcyclohexane	C_7H_{14}	374.0(0.1)	572.3(0.2)	3.48(0.09)	368(3)	34, 74, 78, 86, 88, 171, 235, 236
Methylcyclopentane	C_6H_{12}	344.9(0.2)	532.78(0.05)	3.79(0.05)	322(2)	78, 235, 236
2-Methylcyclopentanone	$C_6H_{10}O$	413(3)	631(2)	4.0(0.6)	328(17)	162
2-Methyl- <i>N,N</i> -dimethylaniline	$C_9H_{13}N$	458(2)	668.0(0.7)	3.12(0.08)	466(15)	39, 40
Methyl dodecanoate	$C_{13}H_{26}O_2$	540(2)	712(5)	1.4(0.4)	842(9)	218
1,1'-Methylenebis[(1-methylethyl)benzene]	$C_{19}H_{24}$	592(36)	795(8)	1.6(0.1)	871(30)	394
Methyl formate	$C_2H_4O_2$	304.8(0.3)	487.16(0.1)	6.01(0.01)	172(6)	19, 412, 413
2-Methylfuran	C_5H_6O	337.0(0.2)	528(3)	4.77(0.08)	252(3)	290
2-Methylheptane	C_8H_{18}	390.8(0.9)	559.6(0.1)	2.50(0.02)	487(12)	86, 346, 522
3-Methylheptane	C_8H_{18}	392.0(0.6)	563.7(0.4)	2.54(0.02)	463(12)	346
4-Methylheptane	C_8H_{18}	390.8(0.5)	561.7(0.4)	2.54(0.02)	480(14)	346
Methyl heptanoate	$C_8H_{16}O_2$	442.8(0.4)	628(2)	2.6(0.4)	521(8)	162
4-Methyl-3-heptanol	$C_8H_{18}O$	430(2)	623.5(0.7)	2.8(0.4)	505(13)	437
5-Methyl-3-heptanol	$C_8H_{18}O$	427(2)	621.2(0.3)	2.8(0.3)	493(13)	437
2-Methyl-3-heptanone	$C_8H_{16}O$	431	615(1)	2.7(0.3)	487(11)	162
5-Methyl-3-heptanone	$C_8H_{16}O$	432(4)	619(4)	2.7(0.7)	484(11)	162
2-Methyl-1-heptene	C_8H_{16}	392(2)	567.5(0.9)	2.6(0.2)	466(10)	170
2-Methyl-2-heptene	C_8H_{16}	395(2)	569(1)	2.6(0.4)	465(11)	170
2-Methylhexane	C_7H_{16}	363.1(0.8)	530.4(0.1)	2.73(0.03)	420(15)	86, 346, 349, 522
3-Methylhexane	C_7H_{16}	365.0(0.1)	535.4(0.5)	2.82(0.06)	405(19)	346, 349
2-Methyl-3-hexanone	$C_7H_{14}O$	407(3)	593(1)	2.9(0.4)	428(13)	162
5-Methyl-2-hexanone	$C_7H_{14}O$	412(2)	604(1)	2.9(0.3)	434(13)	162
2-Methyl-1-hexene	C_7H_{14}	365(2)	542(1)	2.9(0.3)	407(8)	170
5-Methyl-1-hexene	C_7H_{14}	358(1)	528.7(0.4)	2.9(0.2)	410(9)	170
<i>N</i> -Methylhexylamine	$C_7H_{17}N$	418(8)	592(1)	2.8(0.8)	458(20)	170
Methyl isobutanoate	$C_5H_{10}O_2$	365(1)	540.7(0.5)	3.43(0.01)	341(42)	19, 413
Methyl methacrylate	$C_5H_8O_2$	373.8(0.2)	540.3(0.6)	2.97(0.06)	320(6)	51
1-Methylnaphthalene	$C_{11}H_{10}$	517.5(0.9)	771(5)	3.56(0.07)	479(22)	86, 218, 523
2-Methylnaphthalene	$C_{11}H_{10}$	514.2(0.3)	761(3)	3.37(0.06)	464(20)	218
2-Methyloctane	C_9H_{20}	416(1)	582.8(0.2)	2.30(0.02)	547(17)	345, 522
Methyloxirane	C_3H_6O	308	488.11(0.08)	5.44(0.02)	197(42)	290, 524

Name	Mol. Form.	T_b/K	T_c/K	P_c/MPa	$V_c/cm^3 mol^{-1}$	Ref.
Methyl pentafluoroethyl ether	$C_3H_3F_5O$	278.8(0.9)	406.81(0.05)	2.89(0.01)	301(5)	176, 448, 525
2-Methylpentane	C_6H_{14}	333.36(0.09)	497.9(0.2)	3.03(0.01)	371(2)	86, 127, 252, 325–328, 487, 522
3-Methylpentane	C_6H_{14}	336.4(0.5)	504.6(0.2)	3.12(0.01)	368.7(0.3)	252, 324–328, 526
Methyl pentanoate	$C_6H_{12}O_2$	400.51(0.06)	588.9(0.3)	3.20(0.05)	398(6)	164, 165
2-Methyl-1-pentanol	$C_6H_{14}O$	430(6)	604.4(0.5)	3.4(0.2)	410(8)	254
2-Methyl-2-pentanol	$C_6H_{14}O$	394(1)	559.5(0.7)	3.6(0.4)	410(11)	437
2-Methyl-3-pentanol	$C_6H_{14}O$	401.0(0.2)	576(1)	3.5(0.1)	380(9)	254
3-Methyl-3-pentanol	$C_6H_{14}O$	402(4)	575.6(0.6)	3.5(0.2)	376(10)	254
4-Methyl-1-pentanol	$C_6H_{14}O$	424(2)	603.5(0.7)	3.4(0.4)	406(7)	437
4-Methyl-2-pentanol	$C_6H_{14}O$	405.1(0.5)	574.4(0.5)	4(2)	389(9)	437
4-Methyl-2-pentanone	$C_6H_{12}O$	388.8(0.2)	575.4(1)	3.4(0.1)	378(12)	166, 527
2-Methyl-2-pentene	C_6H_{12}	340.4(0.5)	509.3(0.5)	3.26(0.01)	348(7)	170
4-Methyl-1-pentene	C_6H_{12}	327(2)	493.1(0.5)	3.18(0.07)	348(77)	170, 497
4-Methyl- <i>cis</i> -2-pentene	C_6H_{12}	329.5(0.1)	496.3(0.7)	3.24(0.01)	350(7)	170
Methyl pentyl ether	$C_6H_{14}O$	372(3)	546.5(0.2)	3.04(0.1)	395(14)	173, 174
2-Methyl-1,3-propanediol	$C_4H_{10}O_2$	494(4)	708(2)	5.4(0.4)	300(12)	55
Methyl propanoate	$C_4H_8O_2$	351.8(0.2)	530.57(0.1)	4.0(0.2)	280(98)	19, 412, 413, 415
2-Methylpropanoic acid	$C_4H_8O_2$	427.5(0.2)	605(2)	3.7(0.3)	296(10)	146
2-Methyl-1-propanol	$C_4H_{10}O$	380.99(0.07)	548(2)	4.30(0.04)	274(17)	25, 91, 148, 153, 155
2-Methyl-2-propanol	$C_4H_{10}O$	355.4(0.1)	506.2(0.1)	3.98(0.07)	283(4)	153
Methyl propyl ether	$C_4H_{10}O$	312(1)	476.2(0.2)	3.80(0.01)	281(7)	25
2-Methylpyridine	C_6H_7N	402.5(0.2)	622(1)	4.62(0.04)	306(119)	75, 528
3-Methylpyridine	C_6H_7N	417.2(0.1)	644.8(0.6)	4.63(0.03)	302(30)	90, 528
4-Methylpyridine	C_6H_7N	418.4(0.1)	645.8(0.5)	4.68(0.04)	316(67)	75, 90
<i>N</i> -Methyl-2-pyrrolidinone	C_5H_9NO	477.3(0.3)	721.7(0.4)	4.5(0.4)	330(12)	144, 242
2-Methylquinoline	$C_{10}H_9N$	520.5(0.4)	778(2)	3.91(0.02)	447(49)	530
8-Methylquinoline	$C_{10}H_9N$	520.5(0.7)	787(2)	4.22(0.02)	426(124)	530
Methyl salicylate	$C_8H_8O_3$	495.8(0.5)	709(30)	4.4(0.7)	436(17)	302
2-Methyltetrahydrofuran	$C_5H_{10}O$	353(1)	537(2)	3.74(0.06)	292(4)	290
(Methylthio)benzene	C_6H_8S	467.4(0.2)	706(4)	4.1(0.1)	374(13)	99
Methyl trifluoromethyl ether	$C_2H_3F_3O$	247.9(0.7)	377.92(0.06)	3.64(0.03)	219(2)	447, 525
Methyltris(trimethylsiloxy)silane	$C_{10}H_{30}O_3Si_4$	464.3(0.2)	597.4(0.2)	1.23(0.02)	1089(74)	34
4-Morpholinecarboxaldehyde	$C_5H_9NO_2$	511(1)	779(4)	5.0(0.4)	326(14)	54
Naphthalene	$C_{10}H_8$	491.1(0.1)	748.3(0.4)	4.06(0.04)	408(21)	79, 82, 86, 241, 251, 355, 451, 531
Neopentane	C_5H_{12}	282.65(0.06)	433.71(0.01)	3.20(0.01)	311.6(0.7)	532
Nitromethane	CH_3NO_2	374.3(0.1)	588(3)	6.0(0.2)	175(2)	533, 534
Nonadecane	$C_{19}H_{40}$	603(3)	756(5)	1.16(0.07)	1216(43)	358, 359
1-Nonadecene	$C_{19}H_{38}$	604(17)	755(8)	1.2(0.2)	1196(36)	365
1,1,1,2,2,3,3,4,4-Nonafluorohexan-5-one	$C_6H_3F_9O$	360.47	498.97(0.08)	2.20(0.02)	504(2)	308
Nonanal	$C_9H_{18}O$	468(3)	658(2)	2.7(0.1)	546(10)	242
Nonane	C_9H_{20}	424.0(0.2)	594.2(0.5)	2.29(0.05)	547(23)	34, 36, 78, 86, 131, 243–245, 247, 249, 251, 454, 456, 535, 536
1,9-Nonanediamine	$C_9H_{22}N_2$	531.8	726(7)	2.6(0.3)	600(23)	140
Nonanedioic acid	$C_9H_{16}O_4$	630.2	844(13)	2.7(0.2)	586(17)	253
Nonanoic acid	$C_9H_{18}O_2$	529(1)	712(3)	2.3(0.8)	592(16)	146
1-Nonanol	$C_9H_{20}O$	486.8(0.4)	670.6(0.5)	2.54(0.07)	555(75)	149, 152, 254, 255
2-Nonanol	$C_9H_{20}O$	466.7	649(1)	2.53(0.1)	575(11)	149, 255
3-Nonanol	$C_9H_{20}O$	468	648.0(0.3)	2.5(0.3)	577(12)	255
4-Nonanol	$C_9H_{20}O$	465.7	645.1(0.3)	2.5(0.3)	577(12)	255
2-Nonanone	$C_9H_{18}O$	467(1)	652.1(0.7)	2.5(0.1)	560(8)	49, 466
3-Nonanone	$C_9H_{18}O$	460(4)	648(4)	2.4(0.6)	560(7)	466
4-Nonanone	$C_9H_{18}O$	461(4)	643.7(0.3)	2.4(0.3)	560(7)	466
5-Nonanone	$C_9H_{18}O$	461.5(0.3)	641.4(0.3)	2.35(0.02)	560(7)	466
1-Nonene	C_9H_{18}	420.0(0.6)	594(1)	2.38(0.01)	529(2)	257
Octacosane	$C_{28}H_{58}$	705(6)	824(8)	0.8(0.1)	1916(65)	358
Octadecane	$C_{18}H_{38}$	589(2)	748(1)	1.3(0.1)	1167(41)	244
1-Octadecanol	$C_{18}H_{38}O$	624(2)	790(8)	1.28(0.1)	1157(18)	361
1-Octadecene	$C_{18}H_{36}$	588.7(1)	748(8)	1.3(0.1)	1119(34)	365

Name	Mol. Form.	T_b/K	T_c/K	P_c/MPa	$V_c/cm^3 mol^{-1}$	Ref.
1,1,1,2,2,3,3,4-Octafluorobutane	$C_4H_2F_8$	300.62(0.02)	432.0(0.1)	2.80(0.02)	360(22)	537
1,2,2,3,3,4,4,5-Octafluoro-1-pentanol	$C_5H_4F_8O$	413.1(0.3)	571(1)	2.9(0.1)	440(24)	362
Octafluorotetrahydrofuran	C_4F_8O	272.3(0.5)	399.6(0.7)	2.68(0.09)	350(30)	450
Octamethylcyclotetrasiloxane	$C_8H_{24}O_4Si_4$	448.5(0.9)	585.8(0.9)	1.33(0.01)	1006(67)	114, 538
Octamethyltrisiloxane	$C_8H_{24}O_2Si_3$	425.6(0.8)	564.1(0.2)	1.42(0.01)	882(16)	539
Octanal	$C_8H_{16}O$	447(3)	639.3(0.3)	3.0(0.3)	489(7)	163, 242
Octane	C_8H_{18}	398.8(0.1)	568.7(0.1)	2.48(0.01)	490(22)	11, 19, 33, 34, 36, 78, 83, 86, 91, 96, 131, 133, 134, 243–245, 247, 249, 318, 319, 324, 346, 465, 469, 535, 540, 541
1,8-Octanediamine	$C_8H_{20}N_2$	498.7	712(7)	2.8(0.3)	547(20)	140
Octanedioic acid	$C_8H_{14}O_4$	618.6	843(13)	3.0(0.2)	520(16)	253
Octanenitrile	$C_8H_{15}N$	475(3)	674.4(0.4)	2.85(0.03)	494(10)	35
Octanoic acid	$C_8H_{16}O_2$	513(1)	694(1)	2.9(0.3)	522(19)	145, 146, 360, 464
1-Octanol	$C_8H_{18}O$	467.8(0.8)	651(2)	2.80(0.07)	490(47)	25, 149, 152, 254, 255
2-Octanol	$C_8H_{18}O$	452.5	629.5(0.9)	2.75(0.04)	519(10)	149, 254, 255
3-Octanol	$C_8H_{18}O$	457(6)	628.4(0.3)	2.8(0.4)	515(10)	255
4-Octanol	$C_8H_{18}O$	449.5	625.1(0.3)	2.8(0.3)	516(10)	255
2-Octanone	$C_8H_{16}O$	446(3)	632.7(0.2)	2.7(0.5)	497(6)	466
3-Octanone	$C_8H_{16}O$	439(4)	627.7(0.2)	2.7(0.3)	497(6)	466
4-Octanone	$C_8H_{16}O$	439(3)	623.8(0.2)	2.7(0.3)	497(6)	466
1-Octene	C_8H_{16}	398.0(0.5)	566.58(0.05)	2.68(0.02)	464(2)	86, 257
<i>trans</i> -2-Octene	C_8H_{16}	395.5(0.5)	569.8(0.4)	2.58(0.09)	471(9)	170
<i>trans</i> -4-Octene	C_8H_{16}	394.4(0.2)	566(1)	2.55(0.06)	472(9)	170
Octylamine	$C_8H_{19}N$	451.8(0.2)	641(1)	2.82(0.03)	494(41)	542
Octylbenzene	$C_{14}H_{22}$	536(2)	725(7)	2.0(0.2)	746(17)	258
Octyl orthosilicate	$C_{32}H_{68}O_4Si$		812(16)			57
Oxazole	C_3H_3NO	342.6(0.2)	551(4)	6.8(0.2)	185(23)	54
Oxirane	C_2H_4O	283.5(0.1)	469(1)	7.2(0.2)	138(4)	543, 544
Paraldehyde	$C_6H_{12}O_3$	397(2)	563(10)	4(3)	410(15)	12
Pentacene	$C_{22}H_{14}$		1115(47)		806(23)	545
1 <i>H</i> -Pentadecafluoroheptane	C_7HF_{15}	368(2)	495.8(0.7)	1.7(0.5)	644(38)	546
Pentadecane	$C_{15}H_{32}$	543.8(0.4)	707(2)	1.54(0.09)	938(36)	243, 244, 245, 247, 249, 363, 547
Pentadecanoic acid	$C_{15}H_{30}O_2$	612(4)	777(8)	1.6(0.2)	1002(22)	360
1-Pentadecanol	$C_{15}H_{32}O$	591(2)	757(8)	1.6(0.2)	961(16)	361
1-Pentadecene	$C_{15}H_{30}$	541.5(0.4)	705(7)	1.56(0.05)	933(30)	365
Pentafluorobenzene	C_6HF_5	358(3)	530.93(0.03)	3.53(0.01)	322(22)	472, 548
3,3,4,4,4-Pentafluoro-2-butanone	$C_4H_3F_5O$	314.36(0.04)	453(1)	2.90(0.06)	333(4)	110
Pentafluoroethane	C_2HF_5	224.65	339.2(0.2)	3.63(0.01)	210(3)	180, 309, 312, 315, 447, 448, 549–554
1,1,1,2,2-Pentafluoropentan-3-one	$C_5H_5F_5O$	335.24	475.5(0.1)	2.64(0.01)	356(1)	308
1,1,1,2,2-Pentafluoropropane	$C_3H_3F_5$	255.1(0.3)	380.1(0.4)	3.14(0.02)	273(3)	555
1,1,1,3,3-Pentafluoropropane	$C_3H_3F_5$	288.5	427.20(0.07)	3.66(0.02)	262(14)	203
1,1,2,2,3-Pentafluoropropane	$C_3H_3F_5$	298.2	447.57(0.06)	3.96(0.02)	258(13)	203
1,1,1,2,2-Pentafluoro-3-(1,1,2,2-tetrafluoroethoxy)propane	$C_5H_3F_9O$	343.4	473.0(0.1)	2.24(0.01)	457(2)	113
Pentafluoro(trifluoromethoxy)ethane	C_3F_8O	249.5(0.3)	356.8(0.1)	2.4(0.5)	319(5)	442
Pentafluoro(trifluoromethyl)sulfur	CF_8S	252.4(0.2)	381.2(0.1)	3.4(0.1)	284(4)	442
Pentanal	$C_5H_{10}O$	376(2)	567(3)	3.1(0.3)	313(11)	104, 124
Pentane	C_5H_{12}	309.21(0.07)	469.7(0.1)	3.37(0.01)	310(1)	19, 34, 36, 52, 64, 77, 84–86, 127, 131, 133, 134, 201, 202, 243, 244, 254, 286, 324, 359, 394, 456, 490, 556–562
Pentanedioic acid	$C_5H_8O_4$	546(10)	840(13)	4.3(0.5)	343(13)	253
Pentanenitrile	C_5H_9N	413(1)	610.3(0.2)	3.58(0.05)	320(8)	35
Pentanoic acid	$C_5H_{10}O_2$	459.2(0.3)	639(2)	3.6(0.1)	347(15)	11, 41, 145, 146, 464
1-Pentanol	$C_5H_{12}O$	410.8(0.4)	587.9(0.4)	3.9(0.3)	331(9)	25, 34, 149, 329, 456, 465, 563

Name	Mol. Form.	T_b/K	T_c/K	P_c/MPa	$V_c/cm^3 mol^{-1}$	Ref.
2-Pentanol	$C_5H_{12}O$	392.2(0.5)	560.4(0.2)	4.2(0.4)	340(3)	149, 254, 465
3-Pentanol	$C_5H_{12}O$	396(2)	559.6(0.3)	4.9(0.9)	325(2)	465
2-Pentanone	$C_5H_{10}O$	375.3(0.1)	561.0(0.2)	3.70(0.06)	324(4)	25, 172
3-Pentanone	$C_5H_{10}O$	375.0(0.1)	561.4(0.2)	3.73(0.07)	319(11)	25
1-Pentene	C_5H_{10}	310.0(0.2)	464.74(0.04)	3.55(0.02)	301.0(0.1)	86, 470, 559
<i>cis</i> -2-Pentene	C_5H_{10}	303.1(0.3)	474.9(0.4)	3.69(0.02)	301(7)	564
Pentyl acetate	$C_7H_{14}O_2$	422.5(0.3)	600(2)	2.79(0.03)	466(123)	141, 162, 166
Pentylbenzene	$C_{11}H_{16}$	476(3)	675(7)	2.6(0.3)	559(12)	258
Pentyl benzoate	$C_{12}H_{16}O_2$	533(3)	736(14)	2.2(0.2)	661(14)	169
Pentyl formate	$C_6H_{12}O_2$	399(3)	576(4)	3.5(0.8)	453(35)	415
Perfluoroacetone	C_3F_6O	245.7(0.4)	357.2(0.1)	2.85(0.01)	329(7)	197, 470
Perfluorobutane	C_4F_{10}	271.0(0.8)	386.3(0.2)	2.33(0.02)	380(18)	565, 566
Perfluorocyclobutane	C_4F_8	267.3	388.4(0.1)	2.78(0.01)	316(8)	265, 470, 567, 568
Perfluorocyclohexane	C_6F_{12}	325.95 s	457.1(0.5)	2.24(0.03)	424(32)	569
Perfluorocyclohexene	C_6F_{10}	324.8(0.1)	461.7(0.7)	2.6(0.1)	434(28)	546
Perfluorodecane	$C_{10}F_{22}$	408(3)	542.4(0.4)	1.45(0.03)	892(7)	240, 570
Perfluorodimethoxymethane	$C_3F_8O_2$	263.1(0.7)	372.4(0.2)	2.34(0.01)	370(30)	116, 571
Perfluoro-2,3-dimethylbutane	C_6F_{14}	332.9(0.3)	463.0(0.1)	1.95(0.03)	523(18)	240, 572
Perfluoroethyl ethyl ether	$C_4H_5F_5O$	301(3)	431.23(0.08)	2.53(0.01)	366(3)	176
Perfluoroethyl 2,2,2-trifluoroethyl ether	$C_4H_2F_8O$	301.04	421.68(0.08)	2.33(0.01)	409(3)	176
Perfluoroheptane	C_7F_{16}	355.6(0.2)	477(3)	1.63(0.01)	603(14)	232, 566, 570, 573–576
Perfluoro-1-heptene	C_7F_{14}	354(4)	478.2(0.7)	1.7(0.3)	555(34)	546
1 <i>H</i> -Perfluorohexane	C_6HF_{13}	345(4)	471.8(0.7)	2.0(0.3)	504(32)	546
Perfluorohexane	C_6F_{14}	330.3(0.2)	451(3)	1.88(0.02)	552(77)	198, 470, 546, 570, 572, 573, 577
Perfluoro-1-hexene	C_6F_{12}	330.2	454.3(0.7)	1.9(0.7)	462(31)	546
Perfluoroisobutane	C_4F_{10}	273	395.4(0.7)		396(22)	578
Perfluoroisopentane	C_5F_{12}	303.26(0.03)	423(19)	2.12(0.02)	465(8)	240
Perfluoroisopropyl methyl ether	$C_4H_5F_7O$	302(1)	433.30(0.08)	2.55(0.01)	369(3)	176
Perfluoromethylcyclohexane	C_7F_{14}	349.4(0.2)	486.5(1)	2.02(0.01)	561(4)	325, 326, 327, 566, 569
Perfluoromethylcyclopentane	C_6F_{12}	321.58(0.01)	451.43(0.04)	2.17(0.01)	419(37)	579
Perfluoro-2-methylpentane	C_6F_{14}	330.8(0.3)	454.6(0.2)	1.87(0.02)	585(10)	572, 580
Perfluoro-3-methylpentane	C_6F_{14}	331(9)	450(1)	1.69(0.01)	511(36)	572
Perfluoronaphthalene	$C_{10}F_8$	473(8)	673(1)	2.9(0.6)	464(29)	546
Perfluorononane	C_9F_{20}	390(3)	524.0(0.1)	1.56(0.04)	846(48)	570
Perfluorooctane	C_8F_{18}	378(2)	502.3(0.1)	1.66(0.02)	738(17)	34, 240, 570, 573
Perfluorooxetane	C_3F_6O	244.5(0.6)	361.8(0.5)	3.10(0.02)	274(24)	116, 571
1 <i>H</i> -Perfluoropentane	C_5HF_{11}	319(2)	443.9(0.7)	2.2(0.3)	413(28)	546
Perfluoropentane	C_5F_{12}	302.3(0.2)	421.8(0.1)	2.04(0.02)	463(7)	570, 573
Perfluoropropane	C_3F_8	236.3(0.3)	345.03(0.08)	2.67(0.01)	301(12)	187, 305, 470, 581
Perfluoropropyl methyl ether	$C_4H_3F_7O$	307(1)	437.7(0.1)	2.48(0.01)	382(3)	176
Perfluorotoluene	C_7F_8	377.8(0.3)	534.4(0.2)	2.70(0.02)	423(26)	25
Perfluorotributylamine	$C_{12}F_{27}N$	451(2)	566(4)	1.24(0.09)	1196(66)	582
Perfluorovaleric acid	$C_5HF_9O_2$	415.3(0.3)	545.5(0.2)	2.10(0.05)	496(29)	583
Phenol	C_6H_6O	455.0(0.1)	694.3(0.1)	5.5(0.2)	283(10)	218, 584
Phenyl acetate	$C_8H_8O_2$	468(1)	686(2)	3.60(0.06)	407(12)	55
4-Phenyl-1-butanol	$C_{10}H_{14}O$	537(3)	746(14)	3.1(0.2)	493(19)	584
Phenyl isocyanate	C_7H_5NO	439.4(0.4)	657(10)	3.6(0.1)	342(15)	54
3-Phenyl-1-propanol	$C_9H_{12}O$	514(4)	732(14)	3.4(0.5)	450(14)	584
(1 <i>S</i>)-(-)- α -Pinene	$C_{10}H_{16}$	429.1(0.4)	644(2)	3.4(0.2)	472(10)	496
Piperazine	$C_4H_{10}N_2$	421.78(0.05)	660(5)	5.4(0.4)	283(16)	331, 489
Piperidine	$C_5H_{11}N$	379.34(0.09)	594.14(0.02)	4.7(0.1)	294(10)	39, 218
Propanal	C_3H_6O	321.1(0.2)	503.7(0.8)	5.04(0.03)	218(9)	104, 124, 163, 242
Propane	C_3H_8	231.04(0.09)	369.9(0.1)	4.25(0.01)	199(6)	29, 125, 127, 131–134, 252, 322, 323, 336, 371, 387, 470, 486, 509, 540, 585–596
1,3-Propanediamine	$C_3H_{10}N_2$	412.3(0.7)	632(7)	5.7(0.6)	257(13)	140
1,2-Propanediol	$C_3H_8O_2$	460.4(0.2)	676(1)	5.9(0.2)	237(10)	32
1,3-Propanediol	$C_3H_8O_2$	487.8(0.3)	718(2)	6.7(0.2)	255(12)	55

Name	Mol. Form.	T_b/K	T_c/K	P_c/MPa	$V_c/cm^3 mol^{-1}$	Ref.
Propanenitrile	C_3H_5N	370.4(0.4)	561.3(0.2)	4.26(0.07)	211(7)	35
1-Propanethiol	C_3H_8S	340.8(0.1)	536.6(0.6)	4.7(0.1)	286(11)	143, 144
Propanoic acid	$C_3H_6O_2$	414.6(0.2)	603(3)	4.5(0.7)	232(12)	39, 145, 146, 493, 597, 598
1-Propanol	C_3H_8O	370.19(0.09)	536.8(0.2)	5.1(0.1)	220(22)	19, 34, 80, 148–150, 152, 153, 599, 600
2-Propanol	C_3H_8O	355.36(0.09)	508.3(0.2)	4.7(0.1)	226(1)	25, 91, 148, 149, 153, 324, 440, 520, 601, 602
Propene	C_3H_6	225.5(0.1)	364.9(0.5)	4.59(0.02)	184(11)	67, 123, 172, 181, 427, 603–610
2-Propoxyethanol	$C_5H_{12}O_2$	425(3)	614.7(0.7)	3.65(0.09)	364(13)	11, 41
1-Propoxy-2-propanol	$C_6H_{14}O_2$	423.3(0.7)	605(1)	3.1(0.1)	417(16)	32
Propyl acetate	$C_5H_{10}O_2$	374.1(0.2)	549.69(0.08)	3.37(0.07)	346(24)	19, 411, 413, 415
Propylamine	C_3H_9N	320.36(0.08)	499.2(0.4)	4.77(0.06)	230(12)	170, 193
Propylbenzene	C_9H_{12}	432.3(0.5)	638.3(0.1)	3.20(0.02)	441(6)	79, 86, 88
Propyl benzoate	$C_{10}H_{12}O_2$	504(2)	710(14)	2.6(0.3)	530(10)	169
Propyl butanoate	$C_7H_{14}O_2$	417(2)	593(1)	2.72(0.06)	463(10)	162, 166
Propylcyclohexane	C_9H_{18}	429.8(0.3)	630.8(0.9)	2.87(0.04)	489(13)	170, 171
Propylene carbonate	$C_4H_6O_3$	514.8(0.7)	763(2)	4.1(0.2)	256.5(0.1)	55
1,2-Propylene glycol 1- <i>tert</i> -butyl ether	$C_7H_{16}O_2$	425.2	601(4)	2.7(0.1)	468(15)	99
1,2-Propylene glycol monomethyl ether acetate	$C_6H_{12}O_3$	419.1(0.4)	598(1)	3.1(0.2)	432(16)	41, 144
Propyl formate	$C_4H_8O_2$	353.8(0.2)	538.1(0.1)	4.07(0.02)	281(31)	19, 412, 413, 415
Propyl isobutanoate	$C_7H_{14}O_2$	407(4)	582(11)	3(1)	463(9)	162, 167
Propyl 3-methylbutanoate	$C_8H_{16}O_2$	428(3)	609(6)	2.5(0.8)	523(9)	147
Propyl propanoate	$C_6H_{12}O_2$	395.3(0.1)	569(3)	3.1(0.1)	403(6)	162, 166
Propyne	C_3H_4	250	402(2)	5.63(0.06)	160(10)	605, 611
Pyrazine	$C_4H_4N_2$	389.4(0.1)	627(1)	6.49(0.03)	225(16)	612
Pyridine	C_5H_5N	388.3(0.1)	619(2)	5.63(0.07)	248(12)	16, 17, 60, 90, 246, 290, 520, 613
Pyrrole	C_4H_5N	402.89(0.04)	639.7(0.2)	8.0(0.2)	222(15)	241
Pyrrolidine	C_4H_9N	359.8(0.1)	568.6(0.2)	5.69(0.08)	259(3)	241, 290
Quinoline	C_9H_7N	510.2(0.5)	782(3)	4.75(0.1)	382(17)	218
Resorcinol	$C_6H_6O_2$	553(2)	836(10)	6.3(0.3)	292(10)	489
Stearic acid	$C_{18}H_{36}O_2$	644(3)	803(8)	1.3(0.2)	1251(27)	360
Styrene	C_8H_8	418.4(0.6)	635(2)	3.9(0.2)	357(15)	481
Succinic acid	$C_4H_6O_4$	507(3)	851(20)		308(21)	253
<i>m</i> -Terphenyl	$C_{18}H_{14}$	648(1)	883(7)	2.2(0.2)	747(37)	108, 358
<i>o</i> -Terphenyl	$C_{18}H_{14}$	610(5)	857(6)	2.9(0.1)	737(37)	108
<i>p</i> -Terphenyl	$C_{18}H_{14}$	649	913(22)	2.5(0.5)	713(37)	108, 614
Tetrabutyl silicate	$C_{16}H_{36}O_4Si$		682(14)			57
Tetrachloromethane	CCl_4	349.8(0.2)	556.5(0.3)	4.57(0.07)	276(9)	19, 27, 469, 615–619
Tetracosane	$C_{24}H_{50}$	664(5)	800(5)	0.9(0.1)	1585(55)	358, 359
Tetradecamethylcycloheptasiloxane	$C_{14}H_{42}O_7Si_7$	548.4(0.2)	683.2(0.2)	0.99(0.02)	1634(110)	34
Tetradecane	$C_{14}H_{30}$	526.6(0.4)	693(1)	1.56(0.08)	870(49)	34, 244
Tetradecanedioic acid	$C_{14}H_{26}O_4$	639(10)		1.9(0.2)		253
Tetradecanoic acid	$C_{14}H_{28}O_2$	599(1)	763(8)	1.6(0.2)	921(20)	360
1-Tetradecanol	$C_{14}H_{30}O$	569.0(0.4)	743(7)	1.70(0.04)	887(15)	361
2-Tetradecanone	$C_{14}H_{28}O$	562(6)	728(9)	1.6(0.5)	896(26)	256
3-Tetradecanone	$C_{14}H_{28}O$	552(7)	727(6)	1.6(0.5)	896(26)	256
4-Tetradecanone	$C_{14}H_{28}O$	552(7)	725(6)	1.6(0.5)	900(27)	256
7-Tetradecanone	$C_{14}H_{28}O$	552(8)	723(8)	1.6(0.6)	904(27)	256
1-Tetradecene	$C_{14}H_{28}$	524.2(0.4)	691(7)	1.58(0.07)	851(24)	365
Tetradecyl orthosilicate	$C_{40}H_{84}O_4Si$		849(16)			57
Tetraethoxysilane	$C_8H_{20}O_4Si$	441(1)	587(12)	2.0(0.4)	701.3(0.2)	57
Tetraethylene glycol	$C_8H_{18}O_5$	588(7)	800(30)	2.8(0.7)	608(31)	283
Tetraethylsilane	$C_8H_{20}Si$	426.5(0.7)	606(2)	2.297(0.01)	596.4(0.2)	620
1,2,3,4-Tetrafluorobenzene	$C_6H_2F_4$	367.4(0.8)	550.8(0.2)	3.791(0.01)	312(22)	25
1,2,3,5-Tetrafluorobenzene	$C_6H_2F_4$	357.4(0.8)	535.2(0.2)	3.75(0.01)	311(22)	25
1,2,4,5-Tetrafluorobenzene	$C_6H_2F_4$	363.3(0.3)	543.3(0.2)	3.80(0.01)	309(22)	25
1,1,2,2-Tetrafluoro-2-(2,2-difluoromethoxy)ethane	$C_4H_4F_6O$	352.13	501.08(0.08)	3.09(0.02)	356(1)	113

Name	Mol. Form.	T_b/K	T_c/K	P_c/MPa	$V_c/cm^3 mol^{-1}$	Ref.
1,1,1,2-Tetrafluoroethane	$C_2H_2F_4$	247.0(0.1)	374.2(0.2)	4.06(0.01)	200(2)	113, 182, 183, 188, 278–280, 305, 313, 315, 447, 448, 478, 621–631
1,1,2,2-Tetrafluoroethane	$C_2H_2F_4$	253(1)	391.75(0.08)	4.61(0.01)	192(1)	178, 632
Tetrafluoroethene	C_2F_4	197(1)	307(1)	3.94(0.05)	183(3)	633, 634
1,2,2,2-Tetrafluoroethyl difluoromethyl ether	$C_3H_2F_6O$	296(2)	428.95(0.08)	3.05(0.01)	315(2)	176
1,1,2,2-Tetrafluoroethyl 1,1,1-trifluoroethyl ether	$C_4H_3F_7O$	329.37	463.89(0.07)	2.71(0.01)	373(1)	113
Tetrafluoromethane	CF_4	145.2(0.1)	227.54(0.03)	3.73(0.03)	140(1)	506, 635
1,1,2,2-Tetrafluoro-3-methoxypropane	$C_4H_6F_4O$	347.4(0.1)	505.4(0.1)	3.28(0.01)	331(1)	113
1,2,2,3-Tetrafluoro-1-propanol	$C_3H_4F_4O$	386.4(0.4)	554(2)	3.3(0.2)	280(15)	362
1,1,2,2-Tetrafluoro-3-(1,1,2,2-tetrafluoroethoxy)propane	$C_5H_4F_8O$	366.32	510.07(0.08)	2.58(0.01)	440(2)	113
1,1,1,2-Tetrafluoro-2-(trifluoromethoxy)ethane	C_3HF_7O	264(2)	377.26(0.06)	2.62(0.01)	321(2)	525
3,4,4,4-Tetrafluoro-3-(trifluoromethyl)-2-butanone	$C_5H_3F_7O$	328.76(0.05)	468(1)	2.50(0.06)	409(5)	110
4,4,5,5-Tetrafluoro-2-(trifluoromethyl)-1,3-dioxolane	$C_4HF_7O_2$	304.6(0.1)	435(1)	2.62(0.07)	376(4)	110
Tetrahexoxysilane	$C_{24}H_{32}O_4Si$		757(16)			57
Tetrahydrofuran	C_4H_8O	339.1(0.1)	540(1)	5.29(0.06)	223(2)	23, 241, 290
1,2,3,4-Tetrahydronaphthalene	$C_{10}H_{12}$	480.3(0.3)	720(1)	3.6(0.1)	431(40)	144, 242, 636
Tetrahydropyran	$C_5H_{10}O$	361.1(0.4)	572.0(0.3)	4.8(0.2)	278(18)	75
Tetrahydrothiophene	C_4H_8S	394.2(0.2)	632.0(0.2)	5.4(0.6)	276(19)	143, 241
1,2,4,5-Tetraisopropylbenzene	$C_{18}H_{30}$	532	703(1)	1.65(0.02)	983(83)	317
Tetramethoxysilane	$C_4H_{12}O_4Si$	393.2(0.7)	558(12)	2.8(0.6)	464(22)	57
1,2,4,5-Tetramethylbenzene	$C_{10}H_{14}$	470(1)	676(2)	2.9(0.3)	489(11)	39
2,2,3,3-Tetramethylhexane	$C_{10}H_{22}$	433(2)	623.0(0.5)	2.51(0.06)	574(14)	536
2,2,5,5-Tetramethylhexane	$C_{10}H_{22}$	410(2)	581.4(0.5)	2.19(0.01)	600(14)	536
2,2,3,3-Tetramethylpentane	C_9H_{20}	413.3(0.4)	607.5(0.5)	2.74(0.03)	514(15)	536
2,2,3,4-Tetramethylpentane	C_9H_{20}	406.1(0.8)	592.6(0.5)	2.60(0.03)	517(17)	536
2,2,4,4-Tetramethylpentane	C_9H_{20}	395(1)	574.6(0.5)	2.49(0.01)	532(16)	536
2,3,3,4-Tetramethylpentane	C_9H_{20}	414.6(0.7)	607.5(0.5)	2.72(0.04)	517(17)	536
Tetramethylsilane	$C_4H_{12}Si$	299.8(0.5)	449(2)	2.82(0.01)	362(7)	637–639
Tetramethylstannane	$C_4H_{12}Sn$	350(1)	521.77(0.02)	2.98(0.01)	109(109)	640, 641
Tetranonoxysilane	$C_{36}H_{76}O_4Si$		830(16)			57
Tetrapropyl silicate	$C_{12}H_{28}O_4Si$		649(12)			57
Thiacyclohexane	$C_5H_{10}S$	414.88(0.04)	684(44)	6.50(0.07)	284(11)	104
Thiobis(trifluoromethane)	C_2F_6S	251.3(0.3)	376.8(0.1)	3.2(0.5)	216(19)	442
Thiophene	C_4H_4S	357.2(0.1)	579.4(0.2)	5.7(0.2)	230(3)	241, 290
Thymol	$C_{10}H_{14}O$	506(3)	698(10)	3(2)	528(21)	302
Toluene	C_7H_8	383.75(0.07)	591.9(0.2)	4.13(0.02)	314(7)	34, 63, 68, 74, 78, 79, 84, 86, 88, 90, 96, 163, 172, 258, 481, 636, 642–646
Triacantane	$C_{30}H_{62}$	724(7)	843(8)	0.6(0.1)	2055(69)	358
Tribromomethane	$CHBr_3$	422.3(0.5)	682(1)	5.8(0.2)	261(12)	647
Trichloroacetyl chloride	C_2Cl_4O	391.3(0.3)	604(2)	4.21(0.03)	331(54)	410
Trichloroethylsilane	$C_2H_5Cl_3Si$	371.8(0.7)	559.9(0.6)	3.34(0.04)	403(5)	266
Trichlorofluoromethane	CCl_3F	296.8(0.6)	471.1(0.2)	4.40(0.03)	248.0(0.9)	33, 34, 191, 271, 571
Trichloromethane	$CHCl_3$	334.3(0.1)	536.0(0.4)	5.5(0.2)	237(7)	18, 27, 28, 117
Trichloromethylsilane	CH_3Cl_3Si	339(2)	517.7(0.3)	3.52(0.03)	329(9)	264, 648
1,3,5-Trichloro-2,4,6-trifluorobenzene	$C_6Cl_3F_3$	472(27)	684.7(0.4)	3.3(0.1)	443(27)	25
1,1,2-Trichloro-1,2,2-trifluoroethane	$C_2Cl_3F_3$	320.8(0.2)	487.4(0.2)	3.40(0.02)	325(1)	191, 265, 271, 649
Tricosane	$C_{23}H_{48}$	654(9)	790(8)	0.9(0.1)	1527(53)	359
Tridecane	$C_{13}H_{28}$	508.5(0.4)	676(1)	1.68(0.04)	824(30)	34, 244, 249
1-Tridecanol	$C_{13}H_{28}O$	560(8)	732(7)	1.8(0.2)	828(14)	361
2-Tridecanone	$C_{13}H_{26}O$	541(1)	717(6)	1.8(0.2)	820(24)	256
3-Tridecanone	$C_{13}H_{26}O$	539(7)	716(5)	1.7(0.5)	823(24)	256
4-Tridecanone	$C_{13}H_{26}O$	539(7)	712(6)	1.7(0.5)	823(24)	256
5-Tridecanone	$C_{13}H_{26}O$	539(8)	710(8)	1.7(0.7)	826(17)	256
6-Tridecanone	$C_{13}H_{26}O$	539(7)	709(5)	1.7(0.5)	826(24)	256
7-Tridecanone	$C_{13}H_{26}O$	539(9)	708(5)	1.7(0.5)	830(24)	256

Name	Mol. Form.	T_b/K	T_c/K	P_c/MPa	$V_c/cm^3\text{mol}^{-1}$	Ref.
1-Tridecene	$C_{13}H_{26}$	506.0(0.7)	673(7)	1.74(0.05)	770(17)	365
Tridecylbenzene	$C_{19}H_{32}$	613(4)	790(8)	1.5(0.1)	1079(43)	258
Triethylamine	$C_6H_{15}N$	361.9(0.2)	535.6(0.3)	3.1(0.3)	392(25)	117, 286
1,3,5-Triethylbenzene	$C_{12}H_{18}$	489.0(0.9)	679(2)	2.32(0.01)	624(60)	332
Triethylene glycol	$C_6H_{14}O_4$	561.8(0.2)	775(30)	3.3(0.2)	454(25)	283
Trifluoroacetone	C_2F_3N	204.3(0.8)	311.1(0.4)	3.61(0.04)	202(4)	470
1,2,3-Trifluorobenzene	$C_6H_3F_3$	368	560.3(0.4)	4.1(0.4)	296(20)	119
1,2,4-Trifluorobenzene	$C_6H_3F_3$	363	551.1(0.4)	4.1(0.6)	297(20)	119
1,3,5-Trifluorobenzene	$C_6H_3F_3$	350.1(0.5)	530.9(0.4)	3.8(0.2)	300(20)	119
1,1,1-Trifluoroethane	$C_2H_3F_3$	225.9(0.1)	345.89(0.07)	3.77(0.01)	195(15)	179, 203, 309, 478, 479, 549, 624, 650–653
2,2,2-Trifluoroethanol	$C_2H_3F_3O$	346.9(0.3)	498.57(0.05)	4.81(0.01)	211(12)	654, 655
2,2,2-Trifluoroethyl methyl ether	$C_3H_5F_3O$	304.77	448.98(0.08)	3.51(0.06)	277(3)	176
Trifluoroiodomethane	CF_3I	251.3(0.6)	396.44(0.06)	3.95(0.01)	231(3)	656–659
Trifluoromethane	CHF_3	191.1(0.1)	299.00(0.02)	4.82(0.01)	133(1)	310, 606, 660–664
Trifluoromethyl difluoromethyl ether	C_2HF_5O	238.1(0.2)	354.49(0.06)	3.36(0.02)	226(20)	203
Trifluoromethyl 1,1,2,2-tetrafluoroethyl ether	C_3HF_7O	270(1)	387.8(0.5)	2.65(0.01)	341(22)	116, 571
3,3,3-Trifluoropropene	$C_3H_3F_3$	246(4)	378.6(0.5)	3.61(0.08)	229(14)	440
Trimethylamine	C_3H_9N	275.9(0.2)	433.0(0.6)	4.08(0.04)	254(6)	322, 323, 665
1,2,3-Trimethylbenzene	C_9H_{12}	449.1(0.4)	664.4(0.1)	3.45(0.03)	423(11)	79
1,2,4-Trimethylbenzene	C_9H_{12}	442.5(0.3)	649.1(0.1)	3.3(0.1)	436(12)	79, 86, 96, 251
1,3,5-Trimethylbenzene	C_9H_{12}	437.8(0.3)	637.31(0.1)	3.13(0.05)	435(12)	79
3,7,7-Trimethyl-bicyclo[4.1.0]hept-3-ene	$C_{10}H_{16}$	445(2)	658(2)	2.9(0.5)	487(10)	496
2,2,3-Trimethylbutane	C_7H_{16}	353.9(0.1)	531.3(0.5)	2.96(0.03)	401(13)	346, 349
Trimethylchlorosilane	C_3H_9ClSi	330.8(0.4)	497.7(0.6)	3.20(0.03)	366(6)	266
1 α ,3 α ,5 β -1,3,5-Trimethylcyclohexane	C_9H_{18}	414(2)	602(2)	2.6(0.3)	494(14)	74
3,3,5-Trimethylheptane	$C_{10}H_{22}$	430(3)	609.5(0.5)	2.32(0.05)	583(18)	536
2,2,5-Trimethylhexane	C_9H_{20}	397(2)	570(2)	2.46(0.03)	547(18)	350
2,2,3-Trimethylpentane	C_8H_{18}	382.9(0.4)	563.5(0.4)	2.73(0.02)	442(16)	346
2,2,4-Trimethylpentane	C_8H_{18}	372.3(0.2)	543.9(0.4)	2.57(0.02)	475(20)	33, 34, 86, 159, 346, 666, 667
2,3,3-Trimethylpentane	C_8H_{18}	387.8(0.3)	573.5(0.4)	2.82(0.03)	454(14)	346
2,3,4-Trimethylpentane	C_8H_{18}	386.5(0.3)	566.4(0.4)	2.72(0.02)	462(12)	346
cis-Tri(methylphenyl)trisiloxane	$C_{21}H_{24}O_3Si_3$		824(8)			353
trans-2,4,6-Trimethyl-2,4,6-triphenylcyclotrisiloxane	$C_{21}H_{24}O_3Si_3$		839(8)			353
Undecafluorocyclohexane	C_6HF_{11}	335.2	477.7(0.7)			546
Undecane	$C_{11}H_{24}$	469.0(0.3)	638.8(0.2)	2.01(0.03)	683(20)	34, 86, 131, 243, 249, 363, 535
Undecanoic acid	$C_{11}H_{22}O_2$	553	728(7)	2.1(0.2)	741(20)	360
1-Undecanol	$C_{11}H_{24}O$	519(2)	703.0(0.6)	2.15(0.07)	707(12)	149
2-Undecanone	$C_{11}H_{22}O$	506.2(0.3)	688(2)	2.08(0.01)	692(20)	256
3-Undecanone	$C_{11}H_{22}O$	500	685(2)	2.0(0.4)	692(20)	256
4-Undecanone	$C_{11}H_{22}O$	501(3)	681(2)	2.0(0.2)	692(20)	256
5-Undecanone	$C_{11}H_{22}O$	500	679(2)	2.0(0.2)	692(20)	256
6-Undecanone	$C_{11}H_{22}O$	500.5(0.5)	678(2)	2.02(0.01)	692(20)	256
Undecylbenzene	$C_{17}H_{28}$	585(3)	763(8)	1.6(0.1)	946(35)	258
Vinyl acetate	$C_4H_6O_2$	345.8(0.3)	519.2(0.2)	4.17(0.03)	269(7)	156, 440
m-Xylene	C_8H_{10}	412.2(0.4)	616.9(0.3)	3.54(0.01)	377(7)	34, 68, 79, 88, 90, 106, 668
o-Xylene	C_8H_{10}	417.5(0.4)	630.26(0.1)	3.74(0.01)	372(40)	34, 68, 78, 79, 88, 669
p-Xylene	C_8H_{10}	411.4(0.5)	616.17(0.09)	3.55(0.02)	372(35)	34, 68, 74, 79, 88, 90, 669
2,3-Xylenol	$C_8H_{10}O$	490.03(0.05)	723(1)	4.1(0.3)	397(15)	218
2,4-Xylenol	$C_8H_{10}O$	484.09(0.03)	708(1)	3.5(0.3)	389(15)	218
2,5-Xylenol	$C_8H_{10}O$	484.29(0.08)	707(1)	3.9(0.1)	397(15)	25
2,6-Xylenol	$C_8H_{10}O$	474.18(0.05)	701(1)	3.8(0.1)	396(15)	218
3,4-Xylenol	$C_8H_{10}O$	500.46(0.05)	730(1)	4.9(0.5)	388(15)	218
3,5-Xylenol	$C_8H_{10}O$	494.86(0.05)	716(1)	3.8(0.2)	396(15)	218

References

- Frenkel, M., Chirico, R. D., Diky, V. V., Kazakov, A., and Muzny, C. D., *ThermoData Engine*. NIST Standard Reference Database 103b, Version 4.0 (Pure Compounds, Binary Mixtures, and Chemical Reactions, TDE-SOURCE Version 4.3), National Institute of Standards and Technology, Gaithersburg, MD – Boulder, CO, 2009, <http://www.nist.gov/srd/nist103b.cfm>.
- Frenkel, M., Chirico, R. D., Diky, V., Yan, X., Dong, Q., and Muzny, C., *J. Chem. Inf. Model.* 45, 816, 2005.
- Diky, V., Muzny, C. D., Lemmon, E. W., Chirico, R. D., and Frenkel, M., *J. Chem. Inf. Model.* 47, 1713, 2007.
- Diky, V., Chirico, R. D., Kazakov, A. F., Muzny, C., and Frenkel, M., *J. Chem. Inf. Model.* 49, 503, 2009.
- Diky, V., Chirico, R. D., Kazakov, A. F., Muzny, C., and Frenkel, M., *J. Chem. Inf. Model.* 49, 2883, 2009.
- Joback, K. G., and Reid, R. C., *Chem. Eng. Commun.* 57, 233, 1987.
- Constantinou, L., and Gani, R., *AIChE J.* 40, 1697, 1994.
- Marrero-Morejon, J., and Pardillo-Fontdevila, E., *AIChE J.* 45, 615, 1999.
- Wilson, G. M., and Jasperson, L. V., *AIChE Meeting*, New Orleans, LA, 1996.
- Chirico, R. D., Frenkel, M., Diky, V. V., Marsh, K. N., and Wilhoit, R. C., *J. Chem. Eng. Data* 48, 1344, 2003.
- Teja, A. S., and Anselme, M. J., *AIChE Symp. Ser.* 86 (279), 115, 1990.
- Hollmann, R., *Z. Phys. Chem., Stoichiom. Verwandtschaftsl.* 43, 129, 1903.
- Van der Waals, J. D., *Continuity of Gas and Liquid Data*, 1st edition, Leipzig, p. 168, 1881.
- Vandana, V., and Teja, A. S., *Fluid Phase Equilib.* 103, 113, 1995.
- Ambrose, D., Ellender, J. H., Sprake, C. H. S., and Townsend, R., *J. Chem. Thermodyn.* 9, 735, 1977.
- Kreglewski, A., *Rocz. Chem.* 31, 1001, 1957.
- Swietoslawski, W., and Kreglewski, A., *Bull. Acad. Pol. Sci., Cl. 3* 2, 77, 1954.
- Swietoslawski, W., and Kreglewski, A., *Bull. Acad. Pol. Sci., Cl. 3* 2, 187, 1954.
- Young, S., *Sci. Proc. R. Dublin Soc.* 12, 374, 1910.
- Young, S., *J. Chem. Soc.* 59, 903, 1891.
- Pawlewski, B., *Ber. Dtsch. Chem. Ges.* 16, 2633, 1883.
- Ambrose, D., and Ghiassee, N. B., *J. Chem. Thermodyn.* 19, 911, 1987.
- Sassa, Y., Konishi, R., and Katayama, T., *J. Chem. Eng. Data* 19, 44, 1974.
- Ambrose, D., Sprake, C. H. S., and Townsend, R., *J. Chem. Thermodyn.* 6, 693, 1974.
- Ambrose, D., Broderick, B. E., and Townsend, R., *J. Appl. Chem. Biotechnol.* 24, 359, 1974.
- Campbell, A. N., and Musbally, G. M., *Can. J. Chem.* 48, 3173, 1970.
- Campbell, A. N., and Chatterjee, R. M., *Can. J. Chem.* 47, 3893, 1969.
- Campbell, A. N., and Chatterjee, R. M., *Can. J. Chem.* 46, 575, 1968.
- Kay, W. B., *J. Phys. Chem.* 68, 827, 1964.
- Rosenbaum, M., M.S. Thesis, Univ. Texas, Austin, TX, 1951.
- Kuenen, J. P., and Robson, W. G., *Philos. Mag.* 3, 622, 1902.
- VonNiederhausern, D. M., Wilson, L. C., Giles, N. F., and Wilson, G. M., *J. Chem. Eng. Data* 45, 154, 2000.
- Christou, G., Young, C. L., and Svejda, P., *Ber. Bunsen-Ges. Phys. Chem.* 95, 510, 1991.
- Christou, G., Ph.D. Dissertation, Univ. Melbourne, 1988.
- Castillo-Lopez, N., and Trejo Rodriguez, A., *J. Chem. Thermodyn.* 19, 671, 1987.
- Trejo Rodriguez, A., and McLure, I. A., *Fluid Phase Equilib.* 12, 297, 1983.
- Trejo Rodriguez, A., and McLure, I. A., *J. Chem. Thermodyn.* 11, 1113, 1979.
- Khera, R., Ph.D. Thesis, Ohio State Univ., Columbus, OH, 1968.
- Guye, P. A., and Mallet, E., *Arch. Sci. Phys. Nat.* 13, 274, 1902.
- Guye, P. A., and Mallet, E., *C. R. Hebd. Seances Acad. Sci.* 133, 168, 1902.
- Teja, A. S., and Rosenthal, D. J., *Experimental Results for Phase Equilibria and Pure Component Properties*, DIPPR DATA Series No. 1, p. 96, 1991.
- Goloborod'ko, N. P., and Khodeeva, S. M., *Russ. J. Phys. Chem. (Engl. Transl.)* 46, 235, 1972.
- Mislavskaya, V. S., and Khodeeva, S. M., *Zh. Fiz. Khim.* 43, 2367, 1969.
- Khodeeva, S. M., *Russ. J. Phys. Chem. (Engl. Transl.)* 40, 1061, 1966.
- Ambrose, D., and Townsend, R., *Trans. Faraday Soc.* 60, 1025, 1964.
- Ambrose, D., *Trans. Faraday Soc.* 52, 772, 1956.
- McIntosh, D., *J. Phys. Chem.* 11, 306, 1907.
- Kuenen, J. P., *Philos. Mag.* 44, 174, 1897.
- Wilson, L. C., Wilson, H. L., Wilding, W. V., and Wilson, G. M., *J. Chem. Eng. Data* 41, 1252, 1996.
- Lespieau, R., and Chavanne, G., *C. R. Hebd. Seances Acad. Sci.* 140, 1035, 1905.
- Wang, X., Jia, Q., Gao, J., Xia, S., and Ma, P. S., *J. Chem. Ind. Eng. (China)* 56, 1385, 2005.
- Liang, Y.-H., Ma, P. S., and Zhang, H., *J. Chem. Ind. Eng. (China)* 51, 243, 2000.
- Steele, W. V., Chirico, R. D., Knipmeyer, S. E., and Nguyen, A., *J. Chem. Thermodyn.* 23, 957, 1991.
- VonNiederhausern, D. M., Wilson, G. M., and Giles, N. F., *J. Chem. Eng. Data* 51, 1990, 2006.
- Wilson, G. M., VonNiederhausern, D. M., and Giles, N. F., *J. Chem. Eng. Data* 47, 761, 2002.
- Chashkin, Yu. R., Gorbunova, V. G., and Voronel, A. V., *Zh. Exp. Teor. Fiz.* 49, 432, 1965.
- Nikitin, E. D., and Popov, A. P., *J. Chem. Eng. Data* 53, 1371, 2008.
- Steele, W. V., Chirico, R. D., Knipmeyer, S. E., and Nguyen, A., *J. Chem. Eng. Data* 47, 648–666, 2002.
- Lagutkin, O. D., and Kuropatkin, E. I., *Zh. Fiz. Khim.* 55, 1329, 1981.
- Livingston, J., Morgan, R., and Higgins, E., *Z. Phys. Chem., Stoichiom. Verwandtschaftsl.* 64, 170, 1908.
- Liu, T., Fu, J., Wang, K., Gao, Y., and Yuan, W., *J. Chem. Eng. Data* 46, 809, 2001.
- Nikitin, E. D., Pavlov, P. A., and Skutin, M., *Fluid Phase Equilib.* 161, 119, 1999.
- Chirico, R. D., and Steele, W. V., *Ind. Eng. Chem. Res.* 33, 157, 1994.
- Zhang, J., Zhao, X., and Ma, P., *Huagong Xuebao* 43, 105, 1992.
- Knipmeyer, S. E., Archer, D. G., Chirico, R. D., Gammon, B. E., Hossenlopp, I. A., Nguyen, A., Smith, N. K., Steele, W. V., and Strube, M. M., *Fluid Phase Equilib.* 52, 185, 1989.
- Goodwin, R. D., *J. Phys. Chem. Ref. Data* 17, 1541, 1988.
- Brunner, E., *J. Chem. Thermodyn.* 20, 1397, 1988.
- Ambrose, D., *J. Chem. Thermodyn.* 19, 1007, 1987.
- Kay, W. B., and Kreglewski, A., *Fluid Phase Equilib.* 11, 251, 1983.
- Hales, J. L., and Gundry, H. A., *J. Phys. E* 16, 91, 1983.
- Hugill, J. A., and McGlashan, M. L., *J. Chem. Thermodyn.* 13, 429, 1981.
- Ewing, M. B., McGlashan, M. L., and Tzias, P., *J. Chem. Thermodyn.* 13, 527, 1981.
- Akhundov, T. S., and Abdullaev, F. G., *Izv. Vyssh. Uchebn. Zaved., Neft Gaz* 20, 73, 1977.
- Powell, R. J., Swinton, F. L., and Young, C. L., *J. Chem. Thermodyn.* 2, 105, 1970.
- Kobe, K. A., and Mathews, J. F., *J. Chem. Eng. Data* 15, 182, 1970.
- Artyukhovskaya, L. M., Shimanskaya, E. T., and Shimanskii, Yu. I., *Ukr. Fiz. Zh. (Ukr. Ed.)* 15, 1974, 1970.
- Skripov, V. P., and Sinitsyn, E. N., *Zh. Fiz. Khim.* 42, 309, 1968.
- Kay, W. B., and Hissong, D. W., *Proc. - Am. Pet. Inst., Div. Refin.* 47, 653, 1967.
- Ambrose, D., Broderick, B. E., and Townsend, R., *J. Chem. Soc. A* 633, 1967.
- Skaates, J. M., and Kay, W. B., *Chem. Eng. Sci.* 19, 431, 1964.
- Makhan'ko, I. G., and Nozdrev, V. F., *Akust. Zh.* 10, 249, 1964.
- Cheng, D. C. H., *Chem. Eng. Sci.* 18, 715, 1963.
- Connolly, J. F., and Kandalic, G. A., *J. Chem. Eng. Data* 7, 137, 1962.
- Partington, E. J., Rowlinson, J. S., and Weston, J. F., *Trans. Faraday Soc.* 56, 479, 1960.
- McCracken, P. G., Storvick, T. S., and Smith, J. M., *J. Chem. Eng. Data* 5, 130, 1960.
- Ambrose, D., Cox, J. D., and Townsend, R., *Trans. Faraday Soc.* 56, 1452, 1960.

87. Krichevskii, I. R., Khazanov, N. E., and Linshits, L. R., *Tr. GIAP* No. 9, 40, 1959.
88. Simon, M., *Bull. Soc. Chim. Belg.* 66, 375, 1957.
89. Krichevskii, I. R., Khazanov, N. E., and Linshits, L. R., *Zh. Fiz. Khim.* 31, 2711, 1957.
90. Ambrose, D., and Grant, D. G., *Trans. Faraday Soc.* 53, 771, 1957.
91. Kreglewski, A., *Rocz. Chem.* 29, 754, 1955.
92. Kay, W. B., and Nevens, T. D., *Chem. Eng. Prog., Symp. Ser.* 48, 108, 1952.
93. Bender, P., Furukawa, G. T., and Hyndman, J. R., *Ind. Eng. Chem.* 44, 387, 1952.
94. Gornowski, E. J., Amick, E. H., and Hixson, A. N., *Ind. Eng. Chem.* 39, 1348, 1947.
95. Schamhardt, H. O., Thesis, Amsterdam, The Netherlands, 1908.
96. Altschul, M., *Z. Phys. Chem., Stoechiom. Verwandtschaftsl.* 11, 577, 1893.
97. Young, S., *J. Chem. Soc., Trans.* 55, 486, 1889.
98. Nikitin, E. D., Popov, A. P., and Yatluk, Y. G., *J. Chem. Eng. Data* 51, 1335, 2006.
99. VonNiederhausen, D. M., Wilson, G. M., and Giles, N. F., *J. Chem. Eng. Data* 51, 1982, 2006.
100. Chirico, R. D., Knipmeyer, S. E., Nguyen, A., and Steele, W. V., *J. Chem. Thermodyn.* 23, 759, 1991.
101. Steele, W. V., Chirico, R. D., Hossenlopp, I. A., Knipmeyer, S. E., Nguyen, A., and Smith, N. K., *Experimental Results for DIPPR 1990-91 Projects on Phase Equilibria and Pure Component Properties*, DIPPR Data Ser. No. 2, p. 188, 1994.
102. Guseinov, S. O., Naziev, Y. M., Farzaliev, B. I., and Movsunov, T. G., *Izv. Vyssh. Uchebn. Zaved., Neft Gaz* 21, 48, 1978.
103. Ambrose, D., and Ghiassee, N. B., *J. Chem. Thermodyn.* 22, 307, 1990.
104. Anselme, M. J., and Teja, A. S., *AIChE Symp. Ser.* 86 (279), 128, 1990.
105. Chirico, R. D., and Steele, W. V., *J. Chem. Thermodyn.* 36, 633, 2004.
106. Glaser, F., and Ruland, H., *Chem.-Ing.-Tech.* 29, 772, 1957.
107. Chirico, R. D., Knipmeyer, S. E., Nguyen, A., and Steele, W. V., *J. Chem. Thermodyn.* 21, 1307, 1989.
108. Reiter, R. W., *NASA Document* N63, 1963.
109. Ellard, J. A., and Yanko, W. H., *U. S. A. E. C. Rep.* IDO-11008, 1963.
110. Sako, T., Yasumoto, M., Nakazawa, N., and Kamizawa, C., *J. Chem. Eng. Data* 46, 1078, 2001.
111. Defibaugh, D. R., Gillis, K. A., Moldover, M. R., Morrison, G., and Schmidt, J. W., *Fluid Phase Equilib.* 81, 285, 1992.
112. Nikitin, E. D., Popov, A. P., and Yatluk, Y. G., *J. Chem. Eng. Data* 51, 1326, 2006.
113. Yasumoto, M., Yamada, Y., Murata, J., Urata, S., and Otake, K., *J. Chem. Eng. Data* 48, 1368, 2003.
114. McLure, I. A., and Neville, J. F., *J. Chem. Thermodyn.* 14, 385, 1982.
115. Badykies, S., *Kholod. Tekh.* 43, 18, 1966.
116. Salvi-Narkhede, M., Wang, B. -H., Adcock, J. I., and Van Hook, W. A., *J. Chem. Thermodyn.* 24, 1065, 1992.
117. Herz, W., and Neukirch, E., *Z. Phys. Chem., Stoechiom. Verwandtschaftsl.* 104, 433, 1923.
118. Adamenko, I. I., and Chernyavskaya, I. A., *Ukr. Fiz. Zh.* 11, 336, 1966.
119. Morton, D. W., Lui, M. P. W., Tran, C. A., and Young, C. L., *J. Chem. Eng. Data* 45, 437, 2000.
120. Li, Y., Ma, P., and Ruan, Y., *Shiyou Huagong* 22, 322, 1993.
121. Higashi, Y., Uematsu, M., and Watanabe, K., *Bull. JSME* 28, 2660, 1985.
122. Scott, R. B., Meyers, C. H., Rands, R. D., Brickwedde, F. G., and Bekkedahl, N., *J. Res. Natl. Bur. Stand. (U. S.)* 35, 39, 1945.
123. Cragoe, C. S., *Natl. Bur. Stand. (U. S.)* LC-736, 1943.
124. Ma, P. S., Gao, J., and Xia, S., *Chin. J. Chem. Eng.* 10, 473, 2002.
125. Yasumoto, M., Uchida, Y., Ochi, K., Furuya, T., and Otake, K., *J. Chem. Eng. Data* 50, 596, 2005.
126. Warowny, W., *J. Chem. Eng. Data* 41, 689, 1996.
127. Holcomb, C. D., Magee, J. W., and Haynes, W. M., *Research Report RR-147*, Gas Processors Association Project 916, Tulsa, OK, 1995.
128. Deak, A., Victorov, A. I., and De Loos, T. W., *Fluid Phase Equilib.* 107, 277, 1995.
129. Vasserman, A. A., Khasilev, I. P., and Cymarnyi, V. A., *Deposited Doc. VNIKI*, Doc. No. 604-kk, 1989.
130. Li, L., and Kiran, E., *J. Chem. Eng. Data* 33, 342, 1988.
131. Brunner, E., *J. Chem. Thermodyn.* 20, 273, 1988.
132. Younglove, B. A., and Ely, J. F., *J. Phys. Chem. Ref. Data* 16, 577, 1987.
133. Kreglewski, A., and Kay, W. B., *J. Phys. Chem.* 73, 3359, 1969.
134. Golubev, I. F., and Agaev, N. A., *Dokl. Akad. Nauk SSSR* 151(4), 875, 1963.
135. Kay, W. B., *Ind. Eng. Chem.* 33, 590, 1941.
136. Sage, B. H., Hicks, B. L., and Lacey, W. N., *Ind. Eng. Chem.* 32, 1085, 1940.
137. Kay, W. B., *Ind. Eng. Chem.* 32, 353, 1940.
138. Beattie, J. A., Simard, G. L., and Su, G.-J., *J. Am. Chem. Soc.* 61, 24, 1939.
139. Kuenen, J. P., *Commun. Kamerlingh Onnes Lab., Univ. Leiden*, No. 125, 1, 1911.
140. Nikitin, E. D., Popov, A. P., and Yatluk, Y. G., *J. Chem. Eng. Data* 51, 609, 2006.
141. Steele, W. V., Chirico, R. D., Knipmeyer, S. E., and Nguyen, A., *J. Chem. Eng. Data* 41, 1255, 1996.
142. Eliosa, G., Murrieta-Guevara, F., Reza, J., and Trejo Rodriguez, A., *Fluid Phase Equilib.* 61, 99, 1990.
143. Tsonopoulos, C., and Ambrose, D., *J. Chem. Eng. Data* 46, 480, 2001.
144. Teja, A. S., and Anselme, M. J., *AIChE Symp. Ser.* 86 (279), 122, 1990.
145. Gude, M. T., Mendez-Santiago, J., and Teja, A. S., *J. Chem. Eng. Data* 42, 278, 1997.
146. Ambrose, D., and Ghiassee, N. B., *J. Chem. Thermodyn.* 19, 505, 1987.
147. Brown, J. C., *J. Chem. Soc., Trans.* 89, 311, 1906.
148. Lydersen, A. L., and Tsochev, V., *Chem. Eng. Technol.* 13, 125, 1990.
149. Rosenthal, D. J., and Teja, A. S., *Ind. Eng. Chem. Res.* 28, 1693, 1989.
150. Christou, G., and Young, C. L., *Int. DATA Ser., Sel. Data Mixtures*, Ser. A, 14(4), 245, 1986.
151. Naumova, A. A., Tyvina, T. N., and Fokina, V. V., *Zh. Prikl. Khim.* 1980, 1667, 1980.
152. Efremov, Yu. V., *Zh. Fiz. Khim.* 40, 1240, 1966.
153. Ambrose, D., and Townsend, R., *J. Chem. Soc.* 54, 3614, 1963.
154. Singh, R., and Shemilt, L. W., *J. Chem. Phys.* 23, 1370, 1955.
155. Kay, W. B., and Donham, W. E., *Chem. Eng. Sci.* 4, 1, 1955.
156. Stevens, R. M. M., Van Roermund, J. C., Jager, M. D., De Loos, T. W., and De Swaan Arons, J., *Fluid Phase Equilib.*, 138, 159, 1997.
157. Kobe, K. A., Crawford, H. R., and Stephenson, R. W., *Ind. Eng. Chem.* 47, 1767, 1955.
158. Ihmels, E. C., Fischer, K., and Gmehling, J., *Fluid Phase Equilib.* 228-229, 155, 2005.
159. Li, J., Qin, Z., Wang, G., Dong, M., and Wang, J., *J. Chem. Eng. Data* 52, 1736, 2007.
160. Beattie, J. A., and Marple, S., *J. Am. Chem. Soc.* 72, 1449, 1950.
161. Olds, R. H., Sage, B. H., and Lacey, W. N., *Ind. Eng. Chem.* 38, 301, 1946.
162. Morton, D. W., Lui, M., and Young, C. L., *J. Chem. Thermodyn.* 31, 675, 1999.
163. Teja, A. S., and Rosenthal, D. J., *AIChE Symp. Ser.* 86 (279), 133, 1990.
164. Ma, F., Wang, J., and Ruan, Y., *J. Chem. Eng. Chin. Univ.* 9, 62, 1995.
165. Ma, P., and Ruan, Y., *Gaoxiao Huaxue Gongcheng Xuebao* 9, 62, 1995.
166. Quadri, S. K., and Kudchadker, A. P., *J. Chem. Thermodyn.* 23, 129, 1991.
167. Pawlewski, B., *Ber. Dtsch. Chem. Ges.* 15, 2460, 1882.
168. Toczylikin, L. S., and Young, C. L., *J. Chem. Thermodyn.* 12, 365, 1980.
169. Nikitin, E. D., and Popov, A. P., *J. Chem. Eng. Data* 52, 1336, 2007.
170. Morton, D. W., Lui, M. P. W., Tran, C. A., and Young, C. L., *J. Chem. Eng. Data* 49, 283, 2004.
171. Nikitin, E. D., Popov, A. P., and Bogatishcheva, N. S., *J. Chem. Eng. Data* 48, 1137, 2003.
172. Wilson, L. C., Wilding, W. V., Wilson, H. L., and Wilson, G. M., *J. Chem. Eng. Data* 40, 765, 1995.
173. Zawisza, A. C., and Glowka, S., *Bull. Acad. Pol. Sci., Ser. Sci. Chim.* 19, 191, 1971.
174. Osipiuk, B., and Stryjek, R., *Bull. Acad. Pol. Sci., Ser. Sci. Chim.* 18, 289, 1970.
175. Steele, W. V., Chirico, R. D., Knipmeyer, S. E., Nguyen, A., and Smith, N. K., *J. Chem. Eng. Data* 41, 1285, 1996.

176. Sako, T., Sato, M., Nakazawa, N., Oowa, M., Yasumoto, M., Ito, H., and Yamashita, S., *J. Chem. Eng. Data* 41, 802, 1996.
177. Tanikawa, S., Tatoh, J., Maezawa, Y., Sato, H., and Watanabe, K., *J. Chem. Eng. Data* 37, 74, 1992.
178. Chae, H. B., Schmidt, J. W., and Moldover, M. R., *J. Phys. Chem.* 94, 8840, 1990.
179. Mears, W. H., Stahl, R. F., Orfeo, S. R., Shair, R. C., Kells, L. F., Thompson, W., and McCann, H., *Ind. Eng. Chem.* 47, 1449, 1955.
180. Yata, J., Hori, M., Kawakatsu, H., and Minamiyama, T., *Int. J. Thermophys.* 17, 65, 1996.
181. Zhao, X., and Ma, P. S., *Chin. J. Chem. Eng.* 3, 233, 1995.
182. Nishiumi, H., Kohmatsu, S., Yokoyama, T., and Konda, A., *Fluid Phase Equilib.* 104, 131, 1995.
183. Economou, I. G., Peters, C. J., Florusse, L. J., and De Swaan Arons, J., *Fluid Phase Equilib.* 111, 239, 1995.
184. Nishiumi, H., Komatsu, M., Yokoyama, T., and Kohmatsu, S., *Fluid Phase Equilib.* 83, 109, 1993.
185. Wang, J., Liu, Z. G., Tan, L. C., and Yin, J. M., *Fluid Phase Equilib.* 80, 203, 1992.
186. Noles, J. R., and Zollweg, J. A., *J. Chem. Eng. Data* 37, 306, 1992.
187. Leu, A. D., and Robinson, D. B., *J. Chem. Eng. Data* 37, 7, 1992.
188. Goodwin, A. R. H., Defibaugh, D. R., and Weber, L. A., *Int. J. Thermophys.* 13, 837, 1992.
189. Zhimai, H., and Jianfen, H., *Gongcheng Rewuli Xuebao* 10, 233, 1989.
190. He, Z., Zhang, Y., and Hong, J., *The Second Asian Thermophysical Properties Conference*, Hunan University of Science and Technology, Guangzhou, China, p. 519, 1989.
191. *Chemicals and Plastics Physical Properties*, Union Carbide Corp. (Product Bulletin), 1968.
192. Ambrose, D., and Giassee, N. B., *J. Chem. Thermodyn.* 20, 765, 1988.
193. Berthoud, A., *J. Chim. Phys. Phys.-Chim. Biol.* 15, 3, 1917.
194. Cullick, A. S., and Ely, J. F., *J. Chem. Eng. Data* 27, 276, 1982.
195. Mansoorian, H., Hall, K. R., Holste, J. C., and Eubank, P. T., *J. Chem. Thermodyn.* 13, 1001, 1981.
196. Centnerszwer, M., *Z. Phys. Chem., Stoechiom. Verwandtschaftsl.* 49, 199, 1904.
197. Murphy, K. P., *J. Chem. Eng. Data* 9, 259, 1964.
198. Skripov, V. P., and Muratov, G. N., *Russ. J. Phys. Chem. (Engl. Transl.)* 51, 806, 1977.
199. Yada, N., Uematsu, M., and Watanabe, K., *Nippon Kikai Gakkai Ronbunshu, B-hen* 55, 2426, 1989.
200. Mears, W. H., Rosenthal, E., and Sinka, J. V., *J. Chem. Eng. Data* 11, 338, 1966.
201. Ma, P., Fang, Z., Zhang, J., and Ruan, Y., *J. Chem. Eng. Chin. Univ.* 6, 112, 1992.
202. Ma, P., Fang, Z., Zhang, J., and Ruan, Y., *Gaoxiao Huaxue Gongcheng Xuebao* 6, 112, 1992.
203. Schmidt, J. W., Carrillo-Nava, E., and Moldover, M. R., *Fluid Phase Equilib.* 122, 187, 1996.
204. Fukushima, M., and Watanabe, N., *Nippon Reito Kyokai Ronbunshu* 10, 75, 1993.
205. Liu, Z., Liang, D., He, M., Ju, B., and Yin, J., *Gongchengrewuli Xuebao* 18, 261, 1997.
206. Booth, H. S., and Swinehart, C. F., *J. Am. Chem. Soc.* 57, 1337, 1935.
207. Oliver, G. D., Grisard, J. W., and Cunningham, C. W., *J. Am. Chem. Soc.* 73, 5719, 1951.
208. Weber, L. A., *J. Chem. Eng. Data* 34, 171, 1989.
209. Shavandrin, A. M., and Li, S. A., *Inzh.-Fiz. Zh.* 37, 830, 1979.
210. Vitkalov, V. S., Kolpakov, Y. D., and Skripov, V. P., *Zh. Fiz. Khim.* 50, 2336, 1976.
211. Oguchi, K., Tanishita, I., Watanabe, K., Yamaguchi, T., and Sasayama, A., *Bull. JSME* 18, 1456, 1975.
212. Muratov, G. N., and Skripov, V. P., *Zh. Fiz. Khim.* 49, 2148, 1975.
213. Levelt Sengers, J. M. H., Straub, J., and Vincentini-Missoni, M., *J. Chem. Phys.* 54, 5034, 1971.
214. Tsiklis, D. S., and Prokhorov, V. M., *Dokl. Akad. Nauk SSSR* 174, 470, 1967.
215. Tsiklis, D. S., and Prokhorov, V. M., *Zh. Fiz. Khim.* 41, 2195, 1967.
216. Michels, A., Wassenaar, T., Wolkers, G. J., Prins, Chr., and van de Klundert, L., *J. Chem. Eng. Data* 11, 449, 1966.
217. Delaunois, C., *Ann. Mines Belg.* No. 1, 9, 1968.
218. Ambrose, D., *Trans. Faraday Soc.* 59, 1988, 1963.
219. Dewar, J., *Philos. Mag.* 18, 210, 1884.
220. Young, C. L., *Aust. J. Chem.* 25, 1625, 1972.
221. Hicks, C. P., and Young, C. L., *Trans. Faraday Soc.* 67, 1605, 1971.
222. Fischer, R., and Reichel, T., *Mikrochem. Ver. Mikrochim. Acta* 31, 102, 1943.
223. Zhang, R., Qin, Z., Wang, G., Dong, M., Hou, X., and Wang, J., *J. Chem. Eng. Data* 50, 1414, 2005.
224. Hugill, J. A., and McGlashan, M. L., *J. Chem. Thermodyn.* 10, 95, 1978.
225. Naziev, Y. M., Abasov, A. A., Nurberdiev, A. A., and Shakhverdiev, A. N., *Zh. Fiz. Khim.* 68, 434, 1974.
226. Krichevskii, I. R., and Sorina, G. A., *Zh. Fiz. Khim.* 34, 1420, 1960.
227. Richardson, M. J., and Rowlinson, J. S., *Trans. Faraday Soc.* 53, 1586, 1959.
228. Reamer, H. H., Sage, B. H., and Lacey, W. N., *Chem. Eng. Data Ser.* 3, 240, 1958.
229. Kay, W. B., and Albert, R. E., *Ind. Eng. Chem.* 48, 422, 1956.
230. Rotinyantz, L., and Nagornov, N. N., *Z. Phys. Chem., Abt. A* 169, 20, 1934.
231. Young, S., and Fortey, E. C., *J. Chem. Soc., Trans.* 75, 873, 1899.
232. Steele, W. V., Chirico, R. D., Knipmeyer, S. E., and Nguyen, A., *J. Chem. Eng. Data* 42, 1021, 1997.
233. Ambrose, D., and Giassee, N. B., *J. Chem. Thermodyn.* 19, 903, 1987.
234. Alekhin, O. D., Krupskii, N. P., and Minchenko, Y. B., *Ukr. Fiz. Zh. (Ukr. Ed.)* 15, 509, 1970.
235. Kudchadker, A. P., Alani, G. H., and Zwolinski, B. J., *Chem. Rev.* 68, 659, 1968.
236. Kay, W. B., *J. Am. Chem. Soc.* 69, 1273, 1947.
237. Lin, D. C. K., Silberberg, I. H., and McKetta, J. J., *J. Chem. Eng. Data* 15, 483, 1970.
238. Booth, H. S., and Morris, W. C., *J. Phys. Chem.* 62, 875, 1958.
239. Grzyll, L. R., Ramos, C., and Back, D. D., *J. Chem. Eng. Data* 41, 446, 1996.
240. Ermakov, G. V., and Skripov, V. P., *Zh. Fiz. Khim.* 43, 1308, 1969.
241. Cheng, D. C. H., McCoubrey, J. C., and Phillips, D. G., *Trans. Faraday Soc.* 58, 224, 1962.
242. Gude, M. T., and Teja, A. S., *Experimental Results for DIPPR 1990-91 Projects on Phase Equilibria and Pure Component Properties*, DIPPR Data Series No. 2, p. 174, 1994.
243. Anselme, M. J., Gude, M., and Teja, A. S., *Fluid Phase Equilib.* 57, 317, 1990.
244. Rosenthal, D. J., and Teja, A. S., *AIChE J.* 35, 1829, 1989.
245. Smith, R. L., Teja, A. S., and Kay, W. B., *AIChE J.* 33, 232, 1987.
246. Brunner, E., *J. Chem. Thermodyn.* 19, 823, 1987.
247. Smith, R. L., Anselme, M., and Teja, A. S., *Proc. World Congress III Chem. Eng.*, Tokyo, Vol. II, p. 135, 1986.
248. Gehrig, M., and Lentz, H., *J. Chem. Thermodyn.* 15, 1159, 1983.
249. Mogollon, E., Kay, W. B., and Teja, A. S., *Ind. Eng. Chem. Fundam.* 21, 173, 1982.
250. Cholpan, P. F., Sperkach, V. S., and Garkusha, L. N., *Fiz. Zhidk. Sostoyaniya* 9, 79, 1981.
251. Kay, W. B., and Pak, S. C., *J. Chem. Thermodyn.* 12, 673, 1980.
252. Chun, S. W., Ph.D. Thesis, Ohio State Univ., Columbus, OH, 1964.
253. Nikitin, E. D., Popov, A. P., Bogatishcheva, N. S., and Yatluk, Y. G., *J. Chem. Eng. Data* 49, 1515, 2004.
254. Quadri, S. K., Khilar, K. C., Kudchadker, A. P., and Patni, M. J., *J. Chem. Thermodyn.* 23, 67, 1991.
255. Anselme, M. J., and Teja, A. S., *Fluid Phase Equilib.* 40, 127, 1988.
256. Pulliam, M. K., Gude, M. T., and Teja, A. S., *J. Chem. Eng. Data* 40, 455, 1995.
257. Gude, M. T., Rosenthal, D. J., and Teja, A. S., *Fluid Phase Equilib.* 70, 55, 1991.
258. Nikitin, E. D., Popov, A. P., Bogatishcheva, N. S., and Yatluk, Y. G., *J. Chem. Eng. Data* 47, 1012, 2002.
259. Chirico, R. D., Gammon, B. E., Knipmeyer, S. E., Nguyen, A., Strube, M. M., Tsionopoulos, C., and Steele, W. V., *J. Chem. Thermodyn.* 22, 1075, 1990.
260. Chirico, R. D., Knipmeyer, S. E., Nguyen, A., and Steele, W. V., *J. Chem. Thermodyn.* 23, 431, 1991.

261. Nisel'son, L. A., Tret'yakova, K. V., Yatko, M. E., Tsiur, E. K., and Antonova, N. P., *Thermophysical Properties of Matter and Substances*, Vol. 4, Rabinovich, V. A., Ed., Amerind Pub., New Delhi, p. 132, 1975.
262. Toczylikin, L. S., and Young, C. L., *J. Chem. Thermodyn.* 12, 355, 1980.
263. Golik, A. Z., and Ravikovitch, S. D., *Zh. Fiz. Khim.* 23, 86, 1949.
264. Stepanov, N. G., *Russ. J. Phys. Chem. (Engl. Transl.)* 46, 464, 1972.
265. Krauss, R., and Stephan, K., *J. Phys. Chem. Ref. Data* 18, 43, 1989.
266. Stepanov, N. G., and Nozdrev, V. F., *Russ. J. Phys. Chem. (Engl. Transl.)* 42, 1300, 1968.
267. Garcia-Sanchez, F., and Trejo Rodriguez, A., *J. Chem. Thermodyn.* 19, 359, 1987.
268. Garcia-Sanchez, F., and Trejo Rodriguez, A., *J. Chem. Thermodyn.* 17, 981, 1985.
269. Hojendahl, K., *Mat.-Fys. Medd. - K. Dan. Vidensk. Selsk.* 24, 1, 1946.
270. Duarte-Garza, H. A., Hwang, C.-A., Kellerman, S. A., Miller, R. C., Hall, K. R., Holste, J. C., Marsh, K. N., and Gammon, B. E., *J. Chem. Eng. Data* 42, 497, 1997.
271. Benning, A. F., and McHarness, R. C., *Ind. Eng. Chem.* 32, 814, 1940.
272. Gorchakovskii, V. K., Zadov, V. E., and Podvezenniy, V. N., *Inzh.-Fiz. Zh.* 59, 122, 1990.
273. Garcia-Sanchez, F., Romero-Martinez, A., and Trejo Rodriguez, A., *J. Chem. Thermodyn.* 21, 823, 1989.
274. Higashi, Y., Uematsu, M., and Watanabe, K., *Bull. JSME* 28, 2968, 1985.
275. Piao, C. C., Sato, H., and Watanabe, K., *J. Chem. Eng. Data* 36, 398, 1991.
276. Weber, L. A., and Levelt Sengers, J. M. H., *Fluid Phase Equilib.* 55, 241, 1990.
277. Tanikawa, S., Kabata, Y., Sato, H., and Watanabe, K., *J. Chem. Eng. Data* 35, 381, 1990.
278. Fukushima, M., Watanabe, N., and Kamimura, T., *Nippon Reito Kyokai Ronbunshu* 7, 243, 1990.
279. Fukushima, M., Watanabe, N., and Kamimura, T., *Nippon Reito Kyokai Ronbunshu* 7, 189, 1990.
280. Yamashita, T., Kubota, H., Tanaka, Y., Makita, T., and Kashiwagi, H., *Proc. 10th Symp. Thermophys. Prop.*, Japan, pp. 75-78, 1989.
281. Mandlekar, A. V., Kay, W. B., Smith, R. L., and Teja, A. S., *Fluid Phase Equilib.* 23, 79, 1985.
282. Herz, W., *Z. Anorg. Allg. Chem.* 149, 230, 1925.
283. Nikitin, E. D., Pavlov, P. A., and Popov, A. P., *J. Chem. Thermodyn.* 27, 43, 1995.
284. Ratzsh, M. T., *Z. Phys. Chem. Leipzig* 243, 212, 1970.
285. Schmidt, G. C., *Justus Liebigs Ann. Chem.* 266, 266, 1891.
286. Young, C. L., *Int. DATA Ser., Sel. Data Mixtures, Ser. A*, No. 1, 66, 1975.
287. Ambrose, D., Sprake, C. H. S., and Townsend, R., *J. Chem. Thermodyn.* 4, 247, 1972.
288. Zawisza, A. C., *Bull. Acad. Pol. Sci., Ser. Sci. Chim.* 15, 291, 1967.
289. Stryjek, R., and Kreglewski, A., *Bull. Acad. Pol. Sci., Ser. Sci. Chim.* 13, 201, 1965.
290. Kobe, K. A., Ravicz, A. E., and Vohra, S. P., *J. Chem. Eng. Data* 1, 50, 1956.
291. Schroer, E., *Z. Phys. Chem., Abt. A* 140, 379, 1929.
292. Schroer, E., *Z. Phys. Chem., Abt. A* 140, 241, 1929.
293. Wilip, J., *Eesti Vabariigi Tartu Ulik. Toim. A* 6 (2), 1924.
294. Audant, C. R. *Hebd. Seances Acad. Sci.* 170, 1573, 1920.
295. Prins, A., and Scheffer, F. E. C., *J. Phys. Chem.* 84, 827, 1913.
296. Travers, M. W., and Usher, F. L., *Z. Phys. Chem., Stoechiom. Verwandtschaftsl.* 57, 365, 1906.
297. Centerszwer, M., and Pakalneet, A., *Z. Phys. Chem., Stoechiom. Verwandtschaftsl.* 55, 303, 1906.
298. Smits, A., *Z. Phys. Chem., Stoechiom. Verwandtschaftsl.* 52, 587, 1905.
299. Galitzine, B., and Wilip, J., *Bull. Acad. Pet.* 11, No. 3, 117, 1901.
300. De Vries, E. C., *Arch. Neerl. Sci. Exactes Nat.* 28, 215, 1895.
301. Ramsay, W., and Young, S., *Philos. Trans. R. Soc. London, A* 178, 57, 1887.
302. Radice, G., Ph.D. Thesis, Univ. of Geneve, 1899.
303. Vespigniani, G. R., *Gazz. Chim. Ital.* 33, 73, 1903.
304. Berthoud, A., and Brum, R., *J. Chim. Phys. Phys.-Chim. Biol.* 21, 143, 1924.
305. Grebenkov, A. J., Zhelezny, V. P., Klepatsky, P. M., Beljajeva, O. V., Chernjak, Y. A., Kotelevsky, Y. G., and Timofeev, B. D., *Int. J. Thermophys.* 17, 535, 1996.
306. Holcomb, C. D., Niesen, V. G., Van Poolen, L. J., and Outcalt, S. L., *Fluid Phase Equilib.* 91, 145, 1993.
307. Higashi, Y., Ashizawa, M., Kabata, Y., Majima, T., Uematsu, M., and Watanabe, K., *JSME Int. J.* 30, 1106, 1987.
308. Otake, K., Yasumoto, M., Yamada, Y., Murata, J., and Urata, S., *J. Chem. Eng. Data* 48, 1380, 2003.
309. Pitschmann, M., and Straub, J., *Int. J. Thermophys.* 23, 877, 2002.
310. Diefenbacher, A., and Tuerk, M., *J. Chem. Thermodyn.* 31, 905, 1999.
311. Shi, L., Zhu, M., Han, L., Duan, Y., Sun, L., and Fu, Y.-D., *Science in China, Ser. E* 41, 435, 1998.
312. Kuwabara, S., Aoyama, H., Sato, H., and Watanabe, K., *J. Chem. Eng. Data* 40, 112, 1995.
313. Higashi, Y., *Int. J. Thermophys.* 16, 1175, 1995.
314. Fu, Y. D., Han, L.-Z., and Zhu, M.-S., *Fluid Phase Equilib.* 111, 273, 1995.
315. Higashi, Y., *Int. J. Refrig.* 17, 524, 1994.
316. Malbrunot, P. F., Meunier, P. A., Scateni, G. M., Mears, W. H., Murphy, K. P., and Sinka, J. V., *J. Chem. Eng. Data* 13, 16, 1968.
317. Steele, W. V., Chirico, R. D., Cowell, A. B., Knipmeyer, S. E., and Nguyen, A., *J. Chem. Eng. Data* 47, 725, 2002.
318. Young, C. L., *Int. DATA Ser., Sel. Data Mixtures, Ser. A*, No. 1, 159, 1975.
319. Durig, J. R., and Li, Y. S., *J. Chem. Phys.* 63, 4110, 1975.
320. Bourgou, A., *Bull. Soc. Chim. Belg.* 33, 101, 1924.
321. Verevkin, S. P., Kozlova, S. A., Emel'yanenko, V. N., Nikitin, E. D., Popov, A. P., and Krasnykh, E. L., *J. Chem. Eng. Data* 51, 1896, 2006.
322. Kay, W. B., and Young, C. L., *Int. DATA Ser., Sel. Data Mixtures, Ser. A*, No. 2, 154, 1974.
323. Weaver, D. L., M.S. Thesis, Ohio State Univ., Columbus, OH, 1973.
324. Young, C. L., *Int. DATA Ser., Sel. Data Mixtures, Ser. A*, No. 1, 47, 1974.
325. Genco, J. M., Teja, A. S., and Kay, W. B., *J. Chem. Eng. Data* 25, 350, 1980.
326. Kay, W. B., and Young, C. L., *Int. DATA Ser., Sel. Data Mixtures, Ser. A*, No. 1, 52, 1975.
327. Genco, J. M., Ph.D. Thesis, Ohio State Univ., Columbus, OH, 1965.
328. Kay, W. B., *J. Am. Chem. Soc.* 68, 1336, 1946.
329. Quadri, S. K., and Kudchadker, A. P., *J. Chem. Thermodyn.* 24, 473, 1992.
330. Young, S., and Fortey, E. C., *J. Chem. Soc.* 35, 1126, 1879.
331. Steele, W. V., Chirico, R. D., Knipmeyer, S. E., Nguyen, A., and Smith, N. K., *J. Chem. Eng. Data* 42, 1037, 1997.
332. Steele, W. V., Chirico, R. D., Knipmeyer, S. E., and Nguyen, A., *J. Chem. Eng. Data* 42, 1008, 1997.
333. Ihmels, E. C. C., and Lemmon, E. W., *Fluid Phase Equilib.* 260, 36, 2007.
334. Wu, J., Liu, Z., Wang, B., and Pan, J., *J. Chem. Eng. Data* 49, 704, 2004.
335. Noles, J. R., and Zollweg, J. A., *Fluid Phase Equilib.* 66, 275, 1991.
336. Glowka, S., *Bull. Acad. Pol. Sci., Ser. Sci. Chim.* 20, 163, 1972.
337. Zawisza, A. C., and Glowka, S., *Bull. Acad. Pol. Sci., Ser. Sci. Chim.* 18, 549, 1970.
338. Edwards, J., and Maass, O., *Can. J. Res., Sect. A* 12, 357, 1935.
339. Tapp, J. S., Steacie, E. W. R., and Maass, O., *Can. J. Res.* 9, 217, 1933.
340. Cardoso, E., and Coppola, A. A., *J. Chim. Phys. Phys.-Chim. Biol.* 20, 337, 1923.
341. Cardoso, E., and Bruno, A., *J. Chim. Phys. Phys.-Chim. Biol.* 20, 347, 1923.
342. Briner, E., and Cardoso, E., *J. Chim. Phys. Phys.-Chim. Biol.* 6, 641, 1908.
343. Briner, E., and Cardoso, E., *C. R. Hebd. Seances Acad. Sci.* 144, 911, 1907.
344. Bogoslovskii, V. E., Mikhalyuk, G. I., and Shamolin, A. I., *Zh. Prikl. Khim. (Leningrad)* 45, 1154, 1972.
345. Kay, W. B., and Hissong, D. W., *Proc. - Am. Pet. Inst., Div. Refin.* 49, 13, 1969.
346. McMicking, J. H., and Kay, W. B., *Proc., Am. Pet. Inst., Sect. 3* 45, 75, 1965.

347. Chirico, R. D., Knipmeyer, S. E., Nguyen, A., and Steele, W. V., *J. Chem. Thermodyn.* 25, 1461, 1993.
348. Stern, S. A., and Kay, W. B., *J. Phys. Chem.* 61, 374, 1957.
349. Edgar, G., and Calingaert, G., *J. Am. Chem. Soc.* 51, 1540, 1929.
350. Francis, A. W., *Ind. Eng. Chem.* 49, 1779, 1957.
351. Cox, J. D., *Trans. Faraday Soc.* 56, 959, 1960.
352. Steele, W. V., Chirico, R. D., Nguyen, A., and Knipmeyer, S. E., *J. Chem. Thermodyn.* 27, 311, 1995.
353. Nikitin, E. D., Pavlov, P. A., and Popov, A. P., *J. Chem. Thermodyn.* 26, 1047, 1994.
354. Cristou, G., Young, C. L., and Svejda, P., *Fluid Phase Equilib.* 67, 45, 1991.
355. Zhuravlev, D. I., *Zh. Fiz. Khim.* 9, 875, 1937.
356. Chirico, R. D., and Steele, W. V., *J. Chem. Eng. Data* 50, 1052, 2005.
357. Smith, R. L., Ph.D. Dissertation, Georgia Institute of Technology 1985.
358. Nikitin, E. D., Pavlov, P. A., and Popov, A. P., *Fluid Phase Equilib.* 141, 155, 1997.
359. Nikitin, E. D., Pavlov, P. A., and Bessonova, N. V., *J. Chem. Thermodyn.* 26, 177, 1994.
360. Nikitin, E. D., Pavlov, P. A., and Popov, A. P., *Fluid Phase Equilib.* 189, 151, 2001.
361. Nikitin, E. D., Pavlov, P. A., and Popov, A. P., *Fluid Phase Equilib.* 149, 223, 1998.
362. Sinicyn, E. N., Mikhalevich, L. A., and Yankovskaya, O. P., *Deposited Doc. VINITI*, Doc. No. 2510-V90, 1990.
363. Teja, A. S., Gude, M., and Rosenthal, D. J., *Fluid Phase Equilib.* 52, 193, 1989.
364. Beale, E. S., and Docksey, P., *J. Inst. Pet.* 21, 860, 1935.
365. Nikitin, E. D., and Popov, A. P., *Fluid Phase Equilib.* 166, 237, 1999.
366. Horstman, S., Fischer, K., Gmehling, J., and Kolar, P., *J. Chem. Thermodyn.* 32, 451, 2000.
367. Colgate, S. O., Sivaraman, A., and Dejsupa, C., *Fluid Phase Equilib.* 76, 175, 1992.
368. Friend, D. G., Ingham, H., and Ely, J. F., *J. Phys. Chem. Ref. Data* 20, 275, 1991.
369. Jangkamolkulchai, A., and Luks, K. D., *J. Chem. Eng. Data* 34, 92, 1989.
370. Calado, J. C. G., Chang, E., Clancy, P., and Streett, W. B., *J. Phys. Chem.* 91, 3914, 1987.
371. Brunner, E., *J. Chem. Thermodyn.* 17, 871, 1985.
372. Morrison, G., and Kincaid, J. M., *AIChE J.* 30, 257, 1984.
373. Sychev, V. V., Vasserman, A. A., Kozlov, A. D., Zagoruchenko, V. A., Spiridonov, G. A., and Tsymarny, V. A., *Thermodynamic Properties of Ethane*, Standards Publishing House, Moscow, 1982.
374. Morrison, G., *J. Phys. Chem.* 85, 759, 1981.
375. Bulavin, L. A., and Shimanskii, Yu. I., *Zh. Eksp. Teor. Fiz.* 29, 482, 1979.
376. Strumpf, H. J., Collings, A. F., and Pings, C. J., *J. Chem. Phys.* 60, 3109, 1974.
377. Burton, M., and Balzarini, D., *Can. J. Phys.* 52, 2011, 1974.
378. Douslin, D. R., and Harrison, R. H., *J. Chem. Thermodyn.* 5, 491, 1973.
379. Berestov, A. T., Giterman, M. S., and Shmakov, N. G., *Sov. Phys. - JETP (Engl. Transl.)* 37, 1128, 1973.
380. Efremova, G. D., and Shvarts, A. V., *Russ. J. Phys. Chem. (Engl. Transl.)* 46, 237, 1972.
381. Miniovich, V. M., and Sorina, G. A., *Russ. J. Phys. Chem. (Engl. Transl.)* 45, 306, 1971.
382. Khazanov, N. E., and Sominskaya, E. E., *Russ. J. Phys. Chem. (Engl. Transl.)* 45, 88, 1971.
383. Bulavin, L. A., Ostanevich, Yu. M., Simkina, A. P., and Stelkov, A. V., *Ukr. Fiz. Zh. (Ukr. Ed.)* 16, 90, 1971.
384. Chashkin, Yu. R., Smirnov, V. A., and Voronel, A. V., *Teplofiz. Svoistva Veshchestv Mater.* 2, 139, 1970.
385. Sliwinski, P., *Z. Phys. Chem. (Munich)* 63, 263, 1969.
386. Khazanov, N. E., Lesnevskaya, L. S., and Zakharova, A. V., *Khim. Prom-st. (Moscow)* 42, 364, 1966.
387. Matschke, D. E., and Thodos, G., *J. Chem. Eng. Data* 7, 232, 1962.
388. Schmidt, E., and Thomas, W., *Forsch. Geb. Ingenieurw.* 20B, 161, 1954.
389. Kay, W. B., and Brice, D. B., *Ind. Eng. Chem.* 45, 615, 1953.
390. Murray, F. E., and Mason, S. G., *Can. J. Chem.* 30, 550, 1952.
391. Mason, S. G., Naldrett, S. N., and Maass, O., *Can. J. Res., Sect. B* 18, 103, 1940.
392. Beattie, J. A., Su, G.-J., and Simard, G. L., *J. Am. Chem. Soc.* 61, 924, 1939.
393. Price, T. W., *J. Chem. Soc.* 107, 188, 1915.
394. Nikitin, E. D., Pavlov, P. A., and Skripov, P. V., *J. Chem. Thermodyn.* 25, 869, 1993.
395. Marshall, W. L., and Jones, E. V., *J. Inorg. Nucl. Chem.* 36, 2319, 1974.
396. Sajotschewsky, W., *Beibl. Ann. Phys.* 3, 741, 1879.
397. Mocharnyuk, R. F., *Zh. Obshch. Khim.* 30, 1098, 1960.
398. Golik, A. Z., Ravikovich, S. D., and Orishchenko, A. V., *Ukr. Khim. Zh. (Russ. Ed.)* 21, 167, 1955.
399. Polikhronidi, N. G., Abdulgatov, I. M., Stepanov, G. V., and Batyrova, R. G., *J. Supercrit. Fluids* 43, 1, 2007.
400. Hu, T., Qin, Z., Wang, G., Hou, X., and Wang, J., *J. Chem. Eng. Data* 49, 1809, 2004.
401. Sauermann, P., Holzapfel, K., Oprzynski, J., Kohler, F., Poot, W., and De Loos, T. W., *Fluid Phase Equilib.* 112, 249, 1995.
402. Mousa, A. H. N., *J. Chem. Eng. Jpn.* 20, 635, 1987.
403. Wilson, K. S., Lindley, D. D., Kay, W. B., and Hershey, H. C., *J. Chem. Eng. Data* 29, 243, 1984.
404. Hentze, G., *Thermochim. Acta* 20, 27, 1977.
405. Nozdrev, V. F., *Akust. Zh.* 2, 209, 1956.
406. Griswold, J., Haney, J. D., and Klein, V. A., *Ind. Eng. Chem.* 35, 701, 1943.
407. Battelli, A., *Mem. Torino, Ser. 2* 44, 57, 1893.
408. Ramsay, W., and Young, S., *Philos. Trans. R. Soc. London* 177, 123, 1886.
409. Strauss, O., *Beibl. Ann. Phys.* 6, 282, 1882.
410. Steele, W. V., Chirico, R. D., Knipmeyer, S. E., and Nguyen, A., *Experimental Results for DIPPR 1990-91 Projects on Phase Equilibria and Pure Component Properties*, DIPPR Data Series No. 2, 154, 1994.
411. Ambrose, D., Ellender, J. H., Gundry, H. A., Lee, D. A., and Townsend, R., *J. Chem. Thermodyn.* 13, 795, 1981.
412. Lambert, J. D., Clarke, J. S., Duke, J. F., Hicks, C. L., Lawrence, S. D., Morris, D. M., and Shone, M. G. T., *Proc. R. Soc. London, A* 249, 414, 1959.
413. Young, S., and Thomas, G. L., *J. Chem. Soc.* 63, 1191, 1893.
414. Pohland, E., and Mehl, W., *Z. Phys. Chem., Abt. A* 164, 48, 1933.
415. Nadezhdin, A., *Rep. Phys.* 23, 708, 1887.
416. Guseinov, K. D., and Zhabbarov, O., *Izv. Vyssh. Uchebn. Zaved. Neft Gaz* 2, 76, 1975.
417. Steele, W. V., Chirico, R. D., Cowell, A. B., Knipmeyer, S. E., and Nguyen, A., *J. Chem. Eng. Data* 47, 700, 2002.
418. Nowak, P., Kleinrahm, R., and Wagner, W., *J. Chem. Thermodyn.* 28, 1441, 1996.
419. Hasch, B. M., and McHugh, M. A., *Fluid Phase Equilib.* 64, 251, 1991.
420. Jahangiri, M., Jacobsen, R. T., Stewart, R. B., and McCarty, R. D., *J. Phys. Chem. Ref. Data* 15, 593, 1986.
421. Younglove, B. A., *J. Phys. Chem. Ref. Data*, Vol. 11, Suppl. No. 1, Am. Chem. Soc., Washington, DC, 1982.
422. McCarty, R. D., and Jacobsen, R. T., *NBS Tech. Note (U.S.)* 1045, 1981.
423. Thomas, W., and Zander, M., *Int. J. Thermophys* 1, 383, 1980.
424. Hastings, J. R., Levelt Sengers, J. M. H., and Balfour, F. W., *J. Chem. Thermodyn.* 12, 1009, 1980.
425. Hastings, J. R., and Levelt Sengers, J. M. H., *Proc. 7th Symp. Thermophys. Prop.*, Cezairliyan, A., Ed., ASME, New York, p. 794, 1977.
426. Douslin, D. R., and Harrison, R. H., *J. Chem. Thermodyn.* 8, 301, 1976.
427. Bender, E., *Cryogenics* 15, 667, 1975.
428. Moldover, M. R., *J. Chem. Phys.* 61, 1766, 1974.
429. Angus, S., Armstrong, B., and de Reuck, K. M., *International Thermodynamic Tables of the Fluid State - 2 Ethylene*, Butterworths, London, 1974.
430. Zernov, V. S., Kogan, V. B., and Lyubetskii, S. G., *Zh. Prikl. Khim. (Leningrad)* 44, 1819, 1971.
431. Shim, J., and Kohn, J. P., *J. Chem. Eng. Data* 9, 1, 1964.

432. Kay, W. B., *Ind. Eng. Chem.* 40, 1459, 1948.
433. Diepen, G. A. M., and Scheffer, F. E. C., *J. Am. Chem. Soc.* 70, 4081, 1948.
434. Naldrett, S. N., and Maass, O., *Can. J. Res., Sect. B* 18, 118, 1940.
435. Dacey, J. R., McIntosh, R. L., and Maass, O., *Can. J. Res., Sect. B* 17, 206, 1939.
436. Maass, O., and Geddes, A. L., *Philos. Trans. R. Soc. London, A* 236, 303, 1937.
437. Lawrenson, I. J., and Lee, D. A., *J. Chem. Thermodyn.* 10, 1111, 1978.
438. Zawisza, A. C., and Glowka, S., *Bull. Acad. Pol. Sci., Ser. Sci. Chim.* 18, 555, 1970.
439. Lyons, R. L., M.S. Thesis, Pennsylvania State Univ., University Park, PA, 1985.
440. Daubert, T. E., Jalowka, J. W., and Goren, V., *AIChE Symp. Ser.* 83 (256), 128, 1987.
441. Douslin, D. R., Moore, R. T., Dawson, J. P., and Waddington, G., *J. Am. Chem. Soc.* 80, 2031, 1958.
442. Beyerlein, A. L., DesMarteau, D. D., Kul, I., and Zhao, G., *Fluid Phase Equilib.* 150, 287, 1998.
443. Parthasarathy, S., *Proc. - Indian Acad. Sci., Sect. A* 2, 497, 1935.
444. Bominaar, S. A. R. C., Trappeniers, N. J., and Biswas, S. N., *J. Phys. Chem.* 94, 1097, 1990.
445. Bominaar, S. A. R. C., Biswas, S. N., Trappeniers, N. J., and Ten Seldam, C. A., *J. Chem. Thermodyn.* 19, 959, 1987.
446. Froba, A. P., Botero, C., and Leipertz, A., *Int. J. Thermophys.* 27, 1609, 2006.
447. Uchida, Y., Yasumoto, M., Yamada, Y., Ochi, K., Furuya, T., and Otake, K., *J. Chem. Eng. Data* 49, 1615, 2004.
448. Otake, K., Uchida, Y., Yasumoto, M., Yamada, Y., Furuya, T., and Ochi, K., *J. Chem. Eng. Data* 49, 1643, 2004.
449. Hu, P., and Chen, Z. S., *Fluid Phase Equilib.* 221, 7, 2004.
450. Salvi-Narkhede, M., Adcock, J. L., Gakh, A., and Van Hook, W. A., *J. Chem. Thermodyn.* 25, 643, 1993.
451. Ambrose, D., and Ghassee, N. B., *J. Chem. Thermodyn.* 20, 1231, 1988.
452. Myers, J. E., Hershey, H. C., and Kay, W. B., *J. Chem. Thermodyn.* 11, 1019, 1979.
453. Golik, A. Z., and Adamenko, I. I., *Ukr. Fiz. Zh. (Ukr. Ed.)* 10, 443, 1965.
454. Golik, A. Z., and Ivanova, I. I., *Zh. Fiz. Khim.* 36, 1768, 1962.
455. Kay, W. B., *Ind. Eng. Chem.* 30, 459, 1938.
456. Christou, G., Sadus, R. J., and Young, C. L., *Fluid Phase Equilib.* 67, 259, 1991.
457. Kurumov, D. S., Grigor'ev, B. A., and Vasil'ev, Yu. L., *Teplofiz. Svoistva Veshchestv Mater.* No. 27, 101, 1989.
458. De Loos, T. W., Poot, W., and De Swaan Arons, J., *Fluid Phase Equilib.* 42, 209, 1988.
459. Artyukhovskaya, L. M., Shimanskaya, E. T., and Shimanskii, Yu. I., *Opt. Spektrosk.* 37, 935, 1974.
460. Artyukhovskaya, L. M., Shimanskaya, E. T., and Shimanskii, Yu. I., *Sov. Phys. - JETP (Engl. Transl.)* 37, 848, 1973.
461. Artyukhovskaya, L. M., Shimanskaya, E. T., and Shimanskii, Yu. I., *Zh. Eksp. Teor. Fiz.* 63, 2159, 1972.
462. Smith, L. B., Beattie, J. A., and Kay, W. C., *J. Am. Chem. Soc.* 59, 1587, 1937.
463. Beattie, J. A., and Kay, W. C., *J. Am. Chem. Soc.* 59, 1586, 1937.
464. Rosenthal, D. J., Gude, M. T., Teja, A. S., and Mendez-Santiago, J., *Fluid Phase Equilib.* 135, 89, 1997.
465. Smith, R. L., Anselme, M. J., and Teja, A. S., *Fluid Phase Equilib.* 31, 161, 1986.
466. Pulliam, M. K., Gude, M. T., and Teja, A. S., *Experimental Results for DIPPR 1990-91 Projects on Phase Equilibria and Pure Component Properties*, DIPPR Data Ser. No. 2, p. 184, 1994.
467. Naziev, Y. M., and Abasov, A. A., *Izv. Vyssh. Uchebn. Zaved., Neft Gaz* 12, 81, 1969.
468. Mousa, A. H. N., *J. Chem. Eng. Data* 26, 248, 1981.
469. Hicks, C. P., and Young, C. L., *Chem. Rev.* 75, 119, 1975.
470. Mousa, A. H. N., Kay, W. B., and Kreglewski, A., *J. Chem. Thermodyn.* 4, 301, 1972.
471. Douslin, D. R., Harrison, R. H., and Moore, R. T., *J. Chem. Thermodyn.* 1, 305, 1969.
472. Evans, F. D., and Tiley, P. F., *J. Chem. Soc. B* 134, 1966.
473. Counsell, J. F., Green, J. H. S., Hales, J. L., and Martin, J. E., *Trans. Faraday Soc.* 61, 212, 1965.
474. Saikawa, K., Kijima, J., Uematsu, M., and Watanabe, K., *J. Chem. Eng. Data* 24, 165, 1979.
475. Kijima, J., Saikawa, K., Watanabe, K., Oguchi, K., and Tanishita, I., *Proc. 7th Symp. Thermophys. Prop.*, Cezairliyan, A., Ed., ASME, New York, p. 480, 1977.
476. Kim, K. Y., Ph.D. Dissertation, Univ. Michigan, Ann Arbor, MI, 1974.
477. Swarts, F., *Bull. Soc. Chim. Belg.* 42, 114, 1933.
478. Aoyama, H., Kishizawa, G., Sato, H., and Watanabe, K., *J. Chem. Eng. Data* 41, 1046, 1996.
479. Aoyama, H., Sato, H., and Watanabe, K., *Sixteenth Japan Symposium on Thermophysical Properties*, Hiroshima, p. 173, 1995.
480. McLure, I. A., and Dickinson, E., *J. Chem. Thermodyn.* 8, 93, 1976.
481. VonNiederhausern, D. M., Wilson, G. M., and Giles, N. F., *J. Chem. Eng. Data* 45, 157, 2000.
482. Liu, J., Qin, Z., Wang, G., Hou, X., and Wang, J., *J. Chem. Eng. Data* 48, 1610, 2003.
483. Gude, M. T., and Teja, A. S., *Fluid Phase Equilib.* 83, 139, 1993.
484. Grigor'ev, B. A., Rastorguev, Yu. L., Gerasimov, A. A., Kurumov, D. S., and Plotnikov, S. A., *Int. J. Thermophys.* 9, 439, 1988.
485. Zawisza, A., *J. Chem. Thermodyn.* 17, 941, 1985.
486. Mousa, A. H. N., *J. Chem. Thermodyn.* 9, 1063, 1977.
487. Young, C. L., *Int. DATA Ser., Sel. Data Mixtures, Ser. A*, No. 1, 157, 1975.
488. Nichols, W. B., Reamer, H. H., and Sage, B. H., *AIChE J.* 3, 262, 1957.
489. VonNiederhausern, D. M., Wilson, G. M., and Giles, N. F., *J. Chem. Eng. Data* 51, 1986, 2006.
490. Ma, P., Ma, Y., and Zhang, J., *Gaoxiao Huaxue Gongcheng Xuebao* 5, 175, 1991.
491. Masui, G., Honda, Y., and Uematsu, M., *J. Chem. Thermodyn.* 38, 1711, 2006.
492. Goodwin, R. D., and Haynes, W. M., *NBS Tech. Note (U.S.)* No. 1051, 1982.
493. Pryanikova, R. O., Plenkina, R. M., Kuzyakina, N. V., and Markina, I. A., *Khim. Prom-st. (Moscow)*, 13, 1987.
494. Beattie, J. A., Ingersoll, H. G., and Stockmayer, W. H., *J. Am. Chem. Soc.* 64, 546, 1942.
495. Vohra, S. P., and Kobe, K. A., *J. Chem. Eng. Data* 4, 329, 1959.
496. Smith, R. L., Negishi, E., Arai, K., and Saito, S., *J. Chem. Eng. Jpn.* 23, 99, 1990.
497. Steele, W. V., Chirico, R. D., Cowell, A. B., Knipmeyer, S. E., and Nguyen, A., *J. Chem. Eng. Data* 42, 1053, 1997.
498. Setzmann, U., and Wagner, W., *J. Phys. Chem. Ref. Data* 20, 1061, 1991.
499. Friend, D. G., Ely, J. F., and Ingham, H., *J. Phys. Chem. Ref. Data* 18, 583, 1989.
500. Kleinrahm, R., and Wagner, W., *J. Chem. Thermodyn.* 18, 739, 1986.
501. Calado, J. C. G., Dieters, U., and Strett, W. B., *J. Chem. Soc., Faraday Trans. 1* 77, 2503, 1981.
502. Angus, S., Armstrong, B., and de Reuck, K. M., *International Thermodynamic Tables of the Fluid State - 5 Methane*, Pergamon, Oxford, 1978.
503. Goodwin, R. D., *NBS Tech. Note (U.S.)* No. 653, 1974.
504. Gielen, H., Jansoone, F., and Verbeke, O. B., *J. Chem. Phys.* 59, 5763, 1973.
505. Jansoone, V., Gielen, H., De Boelpaep, J., and Verbeke, O. B., *Physica (Amsterdam)* 46, 213, 1970.
506. Terry, M. J., Lynch, J. T., Bunclark, M., Mansell, K. R., and Staveley, L. A. K., *J. Chem. Thermodyn.* 1, 413, 1969.
507. Grigor, A. F., and Steele, W. A., *J. Chem. Phys.* 48, 1032, 1968.
508. Keyes, F. G., Taylor, R. S., and Smith, L. B., *J. Math. Phys. (Cambridge, Mass.)* 1, 211, 1922.
509. Kuenen, J. P., *Philos. Mag.* 6, 637, 1903.
510. Crismer, L., *Bull. Soc. Chim. Belg.* 18, 18, 1904.
511. Schmidt, G. C., *Z. Phys. Chem., Stoichiomet. Verwandtschaftsl.* 8, 628, 1891.
512. Polikhronidi, N. G., Radzhabova, L. M., Rasulov, A. R., and Stepanov, G. V., *High Temp. (Engl. Transl.)* 44, 512, 2006.
513. Francesconi, Artur Zaghini, Lentz, H., and Franck, E. U., *J. Phys. Chem.* 85, 3303, 1981.

514. Swami, D. R., Kumarkrishna Rao, V. N., and Narasinga Rao, N., *Trans., Indian Inst. Chem. Eng.* 9, 32, 1956.
515. Salzwedel, E., *Ann. Phys. (Leipzig)* 5, 853, 1930.
516. Ramsay, W., and Young, S., *Philos. Trans. R. Soc. London, A* 178, 313, 1887.
517. Steele, W. V., Chirico, R. D., Cowell, A. B., Knipmeyer, S. E., and Nguyen, A., *J. Chem. Eng. Data* 47, 667, 2002.
518. Gurarii, L. L., Kuleshov, G. G., Baglai, A. K., and Petrashkevich, R. I., *Khim.-Farm. Zh.* 21, 247, 1987.
519. Guseinov, S. O., Farzaliev, B. I., and Naziev, Y. M., *Izv. Vyssh. Uchebn. Zaved., Neft Gaz* 22, 52, 1979.
520. Kreglewski, A., *Bull. Acad. Pol. Sci., Cl. 3* 2, 191, 1954.
521. Kiyama, R., Suzuki, K., and Ikegami, T., *Rev. Phys. Chem. Jpn.* 21, 50, 1951.
522. Abara, J. A., Jennings, D. W., Kay, W. B., and Teja, A. S., *J. Chem. Eng. Data* 33, 242, 1988.
523. Wilson, G. M., Johnston, R. H., Hwang, S.-C., and Tsonopoulos, C., *Ind. Eng. Chem. Process Des. Dev.* 20, 94, 1981.
524. Rutenberg, O. L., and Shakhova, S. F., *Russ. J. Phys. Chem. (Engl. Transl.)* 47, 124, 1973.
525. Yasumoto, M., Uchida, Y., Ochi, K., Furuya, T., Shono, A., and Otake, K., *J. Chem. Eng. Data* 52, 1726, 2007.
526. Day, H. O., and Felsing, W. A., *J. Am. Chem. Soc.* 74, 1951, 1952.
527. Ambrose, D., and Ghassee, N. B., *J. Chem. Thermodyn.* 20, 767, 1988.
528. Chirico, R. D., Knipmeyer, S. E., Nguyen, A., and Steele, W. V., *J. Chem. Thermodyn.* 31, 339, 1999.
529. Chirico, R. D., Johnson, R. D. I., and Steele, W. V., *J. Chem. Thermodyn.* 39, 698, 2007.
530. Chirico, R. D., and Steele, W. V., *J. Chem. Eng. Data* 50, 697, 2005.
531. Schroerer, E., *Z. Phys. Chem., Abt. B* 49, 271, 1941.
532. Dawson, P. P., Silberberg, I. H., and McKetta, J. J., *J. Chem. Eng. Data* 18, 7, 1973.
533. Ambrose, D., Counsell, J. F., and Hicks, C. P., *J. Chem. Thermodyn.* 10, 771, 1978.
534. Griffin, D. N., *J. Am. Chem. Soc.* 71, 1423, 1949.
535. Matzik, I., and Schneider, G. M., *Ber. Bunsen-Ges. Phys. Chem.* 89, 551, 1985.
536. Ambrose, D., and Townsend, R., *Trans. Faraday Soc.* 64, 2622, 1968.
537. Defibaugh, D. R., Carrillo-Nava, E., Hurly, J. J., Moldover, M. R., Schmidt, J. W., and Weber, L. A., *J. Chem. Eng. Data* 42, 488, 1997.
538. Young, C. L., *J. Chem. Thermodyn.* 4, 65, 1972.
539. Lindley, D. D., and Hershey, H. C., *Fluid Phase Equilib.* 55, 109, 1990.
540. Kreglewski, A., *Bull. Acad. Pol. Sci., Cl. 3* 5, 323, 1957.
541. Young, S., *J. Chem. Soc.* 77, 1145, 1900.
542. Steele, W. V., Chirico, R. D., Knipmeyer, S. E., Nguyen, A., Smith, N. K., and Tasker, I. R., *J. Chem. Eng. Data* 41, 1269, 1996.
543. Post, R. G., *Unpublished Rep., Chem. Eng. No. 362*, Univ. Texas, Austin, TX, 1950.
544. Hess, L. G., and Tilton, V. V., *Ind. Eng. Chem.* 42, 1251, 1950.
545. Thodos, G., *AIChE J.* 3, 428, 1957.
546. Cheng, D. C. H., and McCoubrey, J. C., *J. Chem. Soc.* 4993, 1963.
547. Teja, A. S., and Smith, R. L., *AIChE J.* 33, 1560, 1987.
548. Ambrose, D., and Sprake, C. H. S., *J. Chem. Soc. A* 1263, 1971.
549. Yata, J., Hori, M., Kohno, K., and Minamiyama, T., *High Temp. - High Press.* 29, 19, 1997.
550. Duarte-Garza, H. A., Stouffer, C. E., Hall, K. R., Hall, K. R., Holste, J. C., Marsh, K. N., and Gammon, B. E., *J. Chem. Eng. Data* 42, 745, 1997.
551. Ye, F., Sato, H., and Watanabe, K., *J. Chem. Eng. Data* 40, 148, 1995.
552. Tsvetkov, O. B., Kletskii, A. V., Laptev, Yu. A., Asambaev, A. J., and Zausaev, I. A., *Int. J. Thermophys.* 16, 1185, 1995.
553. Sagawa, T., Sato, H., and Watanabe, K., *High Temp. - High Press.* 26, 193, 1994.
554. Wilson, L. C., Wilding, W. V., Wilson, G. M., Rowley, R. L., Felix, V. M., and Chisolm-Carter, T., *Fluid Phase Equilib.* 80, 167, 1992.
555. Shank, R. L., *J. Chem. Eng. Data* 12, 474, 1967.
556. Gude, M. T., and Teja, A. S., *AIChE Symp. Ser.* 90 (298), 14, 1994.
557. Grigor'ev, B. A., Rastorguev, Yu. L., Kurumov, D. S., Gerasimov, A. A., Kharin, V. E., and Plotnikov, S. A., *Int. J. Thermophys.* 11, 487, 1990.
558. Kratzke, H., *AIChE J.* 31, 693, 1985.
559. Wolfe, D., Kay, W. B., and Teja, A. S., *J. Chem. Eng. Data* 28, 319, 1983.
560. Artyukhovskaya, L. M., Shimanskaya, E. T., and Shimanskii, Yu. I., *Sov. Phys. - JETP (Engl. Transl.)* 59, 375, 1970.
561. Beattie, J. A., Levine, S. W., and Douslin, D. R., *J. Am. Chem. Soc.* 73, 4431, 1951.
562. Sage, B. H., and Lacey, W. N., *Ind. Eng. Chem.* 32, 992, 1940.
563. Quadri, S. K., and Kudchadker, A. P., *AIChE Symp. Ser.* 298, 1, 1994.
564. Lenoir, J. M., Rebert, C. J., and Hipkin, H. G., *J. Chem. Eng. Data* 16, 401, 1971.
565. Brown, J. A., and Mears, W. H., *J. Phys. Chem.* 62, 960, 1958.
566. Fowler, R. D., Hamilton, J. M., Kasper, J. S., Weber, C. E., Burford, W. B., and Anderson, H. C., *Ind. Eng. Chem.* 39, 375, 1947.
567. Martin, J. J., *J. Chem. Eng. Data* 7, 68, 1962.
568. Douslin, D. R., Moore, R. T., and Waddington, G., *J. Phys. Chem.* 63, 1959, 1959.
569. Rowlinson, J. S., and Thacker, R., *Trans. Faraday Soc.* 53, 1, 1957.
570. Ermakov, G. V., and Skripov, V. P., *Russ. J. Phys. Chem. (Engl. Transl.)* 41, 39, 1967.
571. Wang, B.-H., Adcock, J. L., Mathur, S. B., and Van Hook, W. A., *J. Chem. Thermodyn.* 23, 699, 1991.
572. Taylor, Z. L., and Reed, T. M., *AIChE J.* 16, 738, 1970.
573. Vandana, V., Rosenthal, D. J., and Teja, A. S., *Fluid Phase Equilib.* 99, 209, 1994.
574. Milton, H. T., and Oliver, G. D., *J. Am. Chem. Soc.* 74, 3951, 1952.
575. Oliver, G. D., and Grisard, J. W., *J. Am. Chem. Soc.* 73, 1688, 1951.
576. Oliver, G. D., Blumkin, S., and Cunningham, C. W., *J. Am. Chem. Soc.* 73, 5722, 1951.
577. Mousa, A. H. N., *J. Chem. Eng. Data* 23, 133, 1978.
578. McLure, I. A., Trejo Rodriguez, A., and Soares, V. A. M., *J. Chem. Thermodyn.* 14, 402, 1982.
579. Ewing, M. B., and Sanchez Ochoa, J. C., *J. Chem. Thermodyn.* 30, 189, 1998.
580. Ernst, G., Gurtner, J., and Wirbser, H., *J. Chem. Thermodyn.* 29, 1125, 1997.
581. Brown, J. A., *J. Chem. Eng. Data* 8, 106, 1963.
582. Young, C. L., *Int. DATA Ser., Sel. Data Mixtures, Ser. A*, No. 4, 291, 1985.
583. Sinitsyn, E. N., Mikhalevich, L. A., Biryukova, L. V., Danilov, N. N., Muratov, G. N., and Fedorov, A. P., *Deposited Doc. VINITI*, Doc. No. 1516-80, 1980.
584. Nikitin, E. D., Popov, A. P., and Yatluk, Y. G., *J. Chem. Eng. Data* 52, 315, 2007.
585. Honda, Y., Sato, T., and Uematsu, M., *J. Chem. Thermodyn.* 40, 208, 2008.
586. Jou, F.-Y., Carroll, J. J., and Mather, A. E., *Fluid Phase Equilib.* 109, 235, 1995.
587. Sychev, V. V., Vasserman, A. A., Kozlov, A. D., and Tsymarny, V. A., *Thermodynamic Properties of Propane*, Standards Publishing House, Moscow, 1989.
588. Goodwin, R. D., and Haynes, W. M., *NBS Monogr. (U.S.)* No. 170, 1982.
589. Barber, J. R., Kay, W. B., and Teja, A. S., *AIChE J.* 28, 134, 1982.
590. Yesavage, V. F., Katz, D. L., and Powers, J. E., *J. Chem. Eng. Data* 14, 197, 1969.
591. Clegg, H. P., and Rowlinson, J. S., *Trans. Faraday Soc.* 51, 1333, 1955.
592. Kay, W. B., and Rambosek, G. M., *Ind. Eng. Chem.* 45, 221, 1953.
593. Meyers, C. H., *J. Res. Natl. Bur. Stand. (U.S.)* 29, 157, 1942.
594. Meyer, R. E., Ph.D. Thesis, Pennsylvania State Univ., University Park, PA, 1941.
595. Deschner, W. W., and Brown, G. G., *Ind. Eng. Chem.* 32, 836, 1940.
596. Beattie, J. A., Poffenberger, N., and Hadlock, C., *J. Chem. Phys.* 3, 96, 1935.
597. Efremova, G. D., and Sokolova, E. S., *Russ. J. Phys. Chem. (Engl. Transl.)* 46, 1084, 1972.
598. Anonymous, B., *International Critical Tables of Numerical Data, Phys., Chem. Technol.*, Vol. III, Washburn, E. W., Ed., McGraw-Hill, New York, 1928.
599. Kuenen, J. P., and Robson, W. G., *Philos. Mag.* 4, 116, 1902.
600. Ramsay, W., and Young, S., *Philos. Trans. R. Soc. London, A* 180, 137, 1889.

601. Oh, B. C., Lee, S., Seo, J., and Kim, H., *J. Chem. Eng. Data* 49, 221, 2004.
602. Ambrose, D., Counsell, J. F., Lawrenson, I. J., and Lewis, G. B., *J. Chem. Thermodyn.* 10, 1033, 1978.
603. Seibert, F. M., and Burrell, G. A., *J. Am. Chem. Soc.* 37, 2683, 1915.
604. Lu, H., Newitt, D. M., and Ruhemann, M., *Proc. R. Soc. London, A* 178, 506, 1941.
605. Maass, O., and Wright, C. H., *J. Am. Chem. Soc.* 43, 1098, 1921.
606. Ohgaki, K., Umezono, S., and Katayama, T., *J. Supercrit. Fluids* 3, 78, 1990.
607. Marchman, H., Prengle, H. W., and Motard, R. L., *Ind. Eng. Chem.* 41, 2658, 1949.
608. Farrington, P. S., and Sage, B. H., *Ind. Eng. Chem.* 41, 1734, 1949.
609. Vaughan, W. E., and Graves, N. R., *Ind. Eng. Chem.* 32, 1252, 1940.
610. Winkler, C. A., and Maass, O., *Can. J. Res.* 9, 613, 1933.
611. Vohra, S. P., Kang, T.-L., Kobe, K. A., and McKetta, J. J., *J. Chem. Eng. Data* 7, 150, 1962.
612. Steele, W. V., Chirico, R. D., Knipmeyer, S. E., and Nguyen, A., *J. Chem. Eng. Data* 47, 689, 2002.
613. Chirico, R. D., Steele, W. V., Nguyen, A., Klotz, T. D., and Knipmeyer, S. E., *J. Chem. Thermodyn.* 28, 797, 1996.
614. Mandel, H., and Ewbank, N., *Atomics International* NAA-S-R-5129, 1960.
615. Gallant, R. W., *Hydrocarbon Process.* 45, 161, 1966.
616. Altunin, V. V., Geller, V. Z., Kremenskaya, E. A., Perel'shtein, I. I., and Petrov, E. K., *Thermophysical Properties of Freons, Methane Ser.*, Part 2, Vol. 9, NSRDS-USSR, Selover, T. B., Ed., Hemisphere, New York, 1987.
617. Toczylkin, L. S., and Young, C. L., *Aust. J. Chem.* 30, 1591, 1977.
618. Kordes, E., *Z. Elektrochem.* 58, 76, 1954.
619. Lewis, D. T., *J. Appl. Chem.* 3, 154, 1953.
620. Steele, W. V., Chirico, R. D., Nguyen, A., Hossenlopp, I. A., and Smith, N. K., *DIPPR Data Ser.* 1, 101, 1991.
621. Poot, W., and De Loos, T. W., *Fluid Phase Equilib.* 222–223, 255, 2004.
622. Poot, W., and De Loos, T. W., *Fluid Phase Equilib.* 210, 69, 2003.
623. Yata, J., Hori, M., Niki, M., Isono, Y., and Yanagitani, Y., *Fluid Phase Equilib.* 174, 221, 2000.
624. Fujiwara, K., Nakamura, S., and Noguchi, M., *J. Chem. Eng. Data* 43, 55, 1998.
625. Morrison, G., and Ward, D., *Fluid Phase Equilib.* 62, 65, 1991.
626. Piao, C. C., Sato, H., and Watanabe, K., *ASHRAE Trans.* 96, 132, 1990.
627. Piao, C. C., Sato, H., and Watanabe, K., *ASHRAE Trans.* 41, 132, 1989.
628. Kubota, H., Yamashita, T., Tanaka, Y., and Makita, T., *Int. J. Thermophys.* 10, 629, 1989.
629. Kabata, Y., Tanikawa, S., Uematsu, M., and Watanabe, K., *Int. J. Thermophys.* 10, 605, 1989.
630. Basu, R. S., and Wilson, D. P., *Int. J. Thermophys.* 10, 591, 1989.
631. Wilson, D. P., and Basu, R. S., *ASHRAE Trans.* 94, 2095, 1988.
632. Tatch, J., Kuwabara, S., Sato, H., and Watanabe, K., *J. Chem. Eng. Data* 38, 116, 1993.
633. Lebedeva, E. S., and Khodeeva, S. M., *Zh. Fiz. Khim.* 41, 2081, 1967.
634. Renfrew, M. M., and Lewis, E. E., *Ind. Eng. Chem.* 38, 870, 1946.
635. Chari, N. C., Ph.D. Dissertation, Univ. Michigan, Ann Arbor, MI, 1960.
636. Steele, W. V., Chirico, R. D., Knipmeyer, S. E., and Smith, N. K., *Report, NIPPR-360, NTIS Order No. DE89000709*, Dec. 1988.
637. McGlashan, M. L., and McKinnon, I. R., *J. Chem. Thermodyn.* 9, 1205, 1977.
638. Cipollini, N. E., and Allen, A. O., *J. Chem. Phys.* 67, 131, 1977.
639. Hicks, C. P., and Young, C. L., *J. Chem. Soc., Faraday Trans. 1* 72, 122, 1976.
640. Hugill, J. A., and McGlashan, M. L., *J. Chem. Thermodyn.* 10, 85, 1978.
641. Bendtsen, J., *J. Raman Spectrosc.* 6, 306, 1977.
642. Abdulagatov, I. M., Polikhronidi, N. G., Bruno, T. J., Batyrova, R. G., and Stepanov, G. V., *Fluid Phase Equilib.* 263, 71, 2008.
643. Polikhronidi, N. G., Abdulagatov, I. M., Magee, J. W., and Batyrova, R. G., *J. Chem. Eng. Data* 46, 1064, 2001.
644. Goodwin, R. D., *J. Phys. Chem. Ref. Data* 18, 1565, 1989.
645. Akhundov, T. S., and Abdullaev, F. G., *Izv. Vyssh. Uchebn. Zaved., Neft Gaz* 12, 44, 1969.
646. Krase, N. W., and Goodman, J. B., *Ind. Eng. Chem.* 22, 13, 1930.
647. Buchowski, H., Janaszewski, B., and Teperek, J., *Bull. Acad. Pol. Sci., Ser. Sci. Chim.* 14, 403, 1966.
648. Sokolova, T. D., Prokof'eva, N. K., and Nisel'son, L. A., *Russ. J. Phys. Chem. (Engl. Transl.)* 47, 154, 1973.
649. Mastroianni, M. J., Stahl, R. F., and Sheldon, P. N., *J. Chem. Eng. Data* 23, 113, 1978.
650. Weber, L. A., and Defibaugh, D. R., *J. Chem. Eng. Data* 41, 1477, 1996.
651. Higashi, Y., and Ikeda, T., *Fluid Phase Equilib.* 125, 139, 1996.
652. Wang, H., Ma, Y., Lu, C., and Tian, Y., *J. Eng. Thermophys.* 14, 122, 1993.
653. Fukushima, M., *Nippon Reito Kyokai Ronbunshu* 10, 87, 1993.
654. Bier, K., Turk, M., and Zhai, J., *Vapour Pressure of Trifluoroethanol, Institut für Technische Thermodynamik und Kältetechnik, Universität Karlsruhe (TH), D 7500 Karlsruhe I, FRG*, 1991.
655. Bier, K., Tuerk, M., and Zhai, J., *Proc. Int. Inst. Ref., Comm. B1 Meet., Herzlia, Israel*, pp. 129–139, 1990.
656. Zhang, C., Duan, Y.-Y., Shi, L., Zhu, M. -S., and Han, L. -Z., *J. Tsinghua Univ. (Sci. & Technol.)* 40, 77, 2000.
657. Duan, Y.-Y., Shi, L., Zhu, M. -S., and Han, L. -Z., *J. Tsinghua Univ. (Sci. & Technol.)* 40, 60, 2000.
658. Duan, Y.-Y., Shi, L., Sun, L. -Q., Zhu, M. -S., and Han, L. -Z., *Int. J. Thermophys.* 21, 393, 2000.
659. Duan, Y.-Y., Shi, L., Zhu, M. -S., and Han, L. -Z., *J. Chem. Eng. Data* 44, 501, 1999.
660. Khodeeva, S. M., and Gubochkin, I. V., *Russ. J. Phys. Chem. (Engl. Transl.)* 51, 998, 1977.
661. Diefenbacher, A., Crone, M., and Turk, M., *J. Chem. Thermodyn.* 30, 481, 1998.
662. Hori, K., Okazaki, S., Uematsu, M., and Watanabe, K., *Proc. 8th Symp. Thermophys. Prop.*, Vol. II, Sengers, J. V., Ed., ASME, New York, pp. 370–376, 1982.
663. Wagner, W., *Kaeltetech.-Klim.* 20, 238, 1968.
664. Hou, Y.-C., and Martin, J. J., *AIChE J.* 5, 125, 1959.
665. Day, H. O., and Felsing, W. A., *J. Am. Chem. Soc.* 72, 1698, 1950.
666. Kay, W. B., and Warzel, F. M., *Ind. Eng. Chem.* 43, 1150, 1951.
667. Beattie, J. A., and Edwards, D. G., *J. Am. Chem. Soc.* 70, 3382, 1948.
668. Akhundov, T. S., and Asadullaeva, N. N., *Izv. Vyssh. Uchebn. Zaved., Neft Gaz* 11, 83, 1968.
669. Akhundov, T. S., and Imanov, Sh. Yu., *Teplofiz. Svoistva Zhidk.* 48, 1970.

CRITICAL CONSTANTS OF INORGANIC COMPOUNDS

The parameters of the liquid-gas critical point are important constants in determining the behavior of fluids. This table lists the critical temperature, pressure, and molar volume, as well as the normal boiling point, for over 140 inorganic substances. The properties and their units are:

T_b : Normal boiling point in K at a pressure of 101.325 kPa (1 atmosphere); an "s" following the value indicates a sublimation point (temperature at which the solid is in equilibrium with the gas at a pressure of 101.325 kPa)

T_c : Critical temperature in K

P_c : Critical pressure in MPa

V_c : Critical molar volume in $\text{cm}^3 \text{mol}^{-1}$

The number of digits given for T_b , T_c , and P_c indicates the estimated accuracy of these quantities; however, values of T_c greater than 750 K may be in error by 10 K or more. Although most V_c values are given to three figures, they cannot be assumed accurate to better than a few percent. All values are experimentally determined except for a few values, indicated by an asterisk*, that are based on extrapolations. Methods of measurement are described and critiqued in Reference 1. Compounds are listed alphabetically by name.

References

- Ambrose, D., and Young, C. L., *J. Chem. Eng. Data* 40, 345, 1995.
- Morel, V., Bultel, A., and Chéron, B. G., *Int. J. Thermophys.* 30, 1853, 2009.
- Ambrose, D., "Vapor-Liquid Constants of Fluids," in *Handbook of the Thermodynamics of Organic Compounds*, Stevenson, R. M., and Malanowski, S., Eds., Elsevier, New York, 1987.
- Sato, M., Masui, G., and Uematsu, M., *J. Chem. Thermodyn.* 37, 931, 2005.
- Velasco, S., Roman, F. L., White, J. A., and Mulero, A., *Fluid Phase Equilib.* 244, 11, 2006.
- Nowak, P., Tielkes, T., Kleinrahm, R., and Wagner, W., *J. Chem. Thermodyn.* 29, 885, 1997.
- Lemmon, E. W., and Span, R., *J. Chem. Eng. Data* 51, 785, 2006.
- Goodwin, R. D., *J. Phys. Chem. Ref. Data* 14, 849, 1985.
- Vargaftik, N. B., *Int. J. Thermophys.* 11, 467, 1990.
- Nikitin, E. D., Pavlov, P. A., Popov, A. P., and Nikitina, H. E., *J. Chem. Thermodyn.* 27, 945, 1995.
- Dillon, I. G., Nelson, P. A., and Swanson, B. S., *J. Chem. Phys.* 44, 4229, 1966.
- Huber, M. L., Laesecke, A., and Friend, D. G., *The Vapor Pressure of Mercury*, NISTIR 6643, National Institute of Standards and Technology, Boulder, CO, March 2006; *Ind. Eng. Chem. Res.* 45, 7351, 2006.
- Rau, H., Kutty, T. R. N., and Guedes de Carvalho, J. R. F., *J. Chem. Thermodyn.* 5, 291, 1973.
- Funke, M., Kleinrahm, R., and Wagner, W., *J. Chem. Thermodyn.* 34, 717, 2002.
- Sifner, O., and Klomfar, J., *J. Phys. Chem. Ref. Data* 23, 63, 1994.

Name	Formula	T_b /K	T_c /K	P_c /MPa	V_c /cm ³ mol ⁻¹	Ref.
Aluminum	Al	2792	6700*			2
Aluminum bromide	AlBr ₃	528	763	2.89	310	3
Aluminum chloride	AlCl ₃	453 s	620	2.63	257	3
Aluminum iodide	AlI ₃	655	983		408	3
Ammonia	NH ₃	239.82	405.56	11.357	69.8	3,4
Ammonium chloride	NH ₄ Cl	611 s	1155	163.5		3
Antimony(III) bromide	SbBr ₃	561	904		300	3
Antimony(III) chloride	SbCl ₃	493.5	794		272	3
Antimony(III) iodide	SbI ₃	673	1102			3
Argon	Ar	87.302	150.687	4.863	75	3
Arsenic	As	889 s	1673	22.3	35	3
Arsenic(III) chloride	AsCl ₃	403	654		252	3
Arsine	AsH ₃	210.7	373.1			3
Beryllium	Be	2741	5205*			5
Bismuth	Bi	1837	4620*			5
Bismuth tribromide	BiBr ₃	735	1220		301	3
Bismuth trichloride	BiCl ₃	714	1179	12.0	261	3
Boron tribromide	BBr ₃	364.4	581		272	3
Boron trichloride	BCl ₃	285.80	455	3.87	239	3
Boron trifluoride	BF ₃	173.3	260.8	4.98	115	3
Boron triiodide	BI ₃	482.7	773		356	3
Bromine	Br ₂	332.0	588	10.34	127	3
Carbon dioxide	CO ₂	194.6 s	304.13	7.375	94	6
Carbon disulfide	CS ₂	319	552	7.90	173	3
Carbon monoxide	CO	81.7	132.86	3.494	93	3,7,8
Carbon oxydisulfide	COS	223	375	5.88	137	3,7
Cesium	Cs	944	1938	9.4	341	9
Chlorine	Cl ₂	239.11	417.0	7.991	123	3
Chlorine pentafluoride	ClF ₅	260.1	416	5.27	233	3

Name	Formula	T_b/K	T_c/K	P_c/MPa	$V_c/cm^3 mol^{-1}$	Ref.
Chlorotrifluorosilane	SiClF ₃	203.2	307.7	3.46		3
Diborane	B ₂ H ₆	180.8	289.8	4.05		3
Dichlorodifluorosilane	SiCl ₂ F ₂	241	369.0	3.5		3
Difluoramine	NHF ₂	250	403			3
<i>cis</i> -Difluorodiazine	N ₂ F ₂	167.40	272	7.09		3
<i>trans</i> -Difluorodiazine	N ₂ F ₂	161.70	260	5.57		3
Fluorine	F ₂	85.04	144.41	5.1724	66	3
Fluorine monoxide	F ₂ O	128.8	215			3
Gallium(III) bromide	GaBr ₃	552	806.7		303	3
Gallium(III) chloride	GaCl ₃	474	694		263	3
Gallium(III) iodide	GaI ₃	613	951		395	3
Germane	GeH ₄	185.1	312.2	4.95	147	3
Germanium	Ge	3106	9802*			5
Germanium(IV) bromide	GeBr ₄	459.50	718		392	3
Germanium(IV) chloride	GeCl ₄	359.70	553.2	3.861	330	3
Germanium(IV) iodide	GeI ₄	621	973		500	3
Hafnium(IV) bromide	HfBr ₄	596 s	746		415	3
Hafnium(IV) chloride	HfCl ₄	590 s	725.7	5.42	314	3
Hafnium(IV) iodide	HfI ₄	667 s	916		528	3
Helium	He	4.222	5.1953	0.22746	57	3
Hydrazine	N ₂ H ₄	386.70	653	14.7		3
Hydrogen	H ₂	20.388	33.14	1.2964	65	3
Hydrogen bromide	HBr	206.77	363.2	8.55		3
Hydrogen chloride	HCl	188	324.7	8.31	81	3
Hydrogen fluoride	HF	293	461	6.48	69	3
Hydrogen iodide	HI	237.60	424.0	8.31		3
Hydrogen peroxide	H ₂ O ₂	423.4	728*	22*		10
Hydrogen selenide	H ₂ Se	231.90	411	8.92		3
Hydrogen sulfide	H ₂ S	213.60	373.1	9.00	99	3,7
Iodine	I ₂	457.6	819		155	3
Iodine bromide	IBr	389	719		139	3
Iron	Fe	3134	9340*			5
Krypton	Kr	119.735	209.48	5.525	91	3,7
Lithium	Li	1615	3223*	67*	66*	11
Manganese	Mn	2334	4325*			5
Mercury	Hg	629.769	1764	167	43	3,12
Mercury(II) bromide	HgBr ₂	591	1012			3
Mercury(II) chloride	HgCl ₂	577	973		174	3
Mercury(II) iodide	HgI ₂	624	1072			3
Molybdenum(V) chloride	MoCl ₅	541	850		369	3
Molybdenum(VI) fluoride	MoF ₆	307.2	473	4.75	226	3
Neon	Ne	27.097	44.49	2.6786	42	3
Niobium(V) chloride	NbCl ₅	520.6	803.5	4.88	397	3
Niobium(V) fluoride	NbF ₅	507	737	6.28	155	3
Nitric oxide	NO	121.41	180	6.48	58	3
Nitrogen	N ₂	77.355	126.192	3.39	90	3
Nitrogen chloride difluoride	NClF ₂	206	337.5	5.15		3
Nitrogen tetroxide	N ₂ O ₄	294.30	431	10.1	167	3
Nitrogen trifluoride	NF ₃	144.40	234.0	4.46	126	3
Nitrosyl chloride	NOCl	267.7	440			3
Nitrous oxide	N ₂ O	184.67	309.52	7.245	97	3,7
Nitryl fluoride	NO ₂ F	200.8	349.5			3
Osmium(VIII) oxide	OsO ₄	404.4	678			3
Oxygen	O ₂	90.188	154.581	5.043	73	3
Ozone	O ₃	161.80	261.1	5.57	89	3
Perchloryl fluoride	ClO ₃ F	226.40	368.4	5.37	161	3
Phosphine	PH ₃	185.40	324.5	6.54		3
Phosphonium chloride	PH ₄ Cl	246 s	322.3	7.37		3
Phosphorothioc chloride difluoride	PSClF ₂	279.5	439.2	4.14		3
Phosphorothioc trifluoride	PSF ₃	220.90	346.0	3.82		3

Name	Formula	T_b/K	T_c/K	P_c/MPa	$V_c/cm^3 mol^{-1}$	Ref.
Phosphorus	P	553.7	994			3
Phosphorus(III) bromide	PBr ₃	446.4	711		300	3
Phosphorus(III) chloride	PCl ₃	349.3	563		264	3
Phosphorus(V) chloride	PCl ₅	433 s	646			3
Phosphorus(III) chloride difluoride	PClF ₂	225.9	362.4	4.52		3
Phosphorus(III) dichloride fluoride	PCl ₂ F	287.00	463.0	4.96		3
Phosphorus(III) fluoride	PF ₃	171.4	271.2	4.33		3
Potassium	K	1032	2223*	16*	209*	11
Radon	Rn	211.5	377	6.28		3
Rhenium(VII) oxide	Re ₂ O ₇	633	942		334	3
Rhenium(VI) oxytetrachloride	ReOCl ₄	496	781		362	3
Rubidium	Rb	961	2093*	16*	247*	11
Selenium	Se	958	1766	27.2		3
Selenium hexafluoride	SeF ₆	226.55 s	345.5			3
Selenium oxychloride	SeOCl ₂	450	730	7.09	235	3
Silver	Ag	2435	6410*			5
Sodium	Na	1156	2573*	35*	116*	11
Sulfur	S	717.76	1314	20.7	57.0	3,13
Sulfur chloride pentafluoride	SF ₅ Cl	254.10	390.9			3
Sulfur dioxide	SO ₂	263.10	430.64	7.884	122	3,7
Sulfur hexafluoride	SF ₆	209.35 s	318.723	3.77	197	3,14
Sulfur tetrafluoride	SF ₄	232.70	364			3
Sulfur trioxide	SO ₃	317.7	491.0	8.2	127	3
Tantalum(V) bromide	TaBr ₅	622	974		461	3
Tantalum(V) chloride	TaCl ₅	512	767		402	3
Tellurium	Te	1261	2329*			5
Tellurium hexafluoride	TeF ₆	234.25 s	356			3
Tellurium tetrachloride	TeCl ₄	660	1002	8.56	310	3
Tetrabromosilane	SiBr ₄	427	663		382	3
Tetrachlorosilane	SiCl ₄	330.80	508.1	3.593	326	3
Tetrafluorohydrazine	N ₂ F ₄	199	309	3.75		3
Tetrafluorosilane	SiF ₄	187	259.0	3.72		3
Tetraiodosilane	SiI ₄	560.50	944		558	3
Tin(IV) bromide	SnBr ₄	478	744		417	3
Tin(IV) chloride	SnCl ₄	387.30	591.9	3.75	351	3
Tin(IV) iodide	SnI ₄	637.50	968		531	3
Titanium(IV) bromide	TiBr ₄	506.7	795.7		391	3
Titanium(IV) chloride	TiCl ₄	409.60	638	4.66	339	3
Titanium(IV) iodide	TiI ₄	650	1040		505	3
Tribromosilane	SiHBr ₃	382	610.0		305	3
Trichlorofluorosilane	SiCl ₃ F	285.40	438.6	3.58		3
Trichlorosilane	SiHCl ₃	306	479		268	3
Trifluoramine oxide	NOF ₃	185.7	303	6.43	147	3
Tungsten(VI) chloride	WCl ₆	610	923		422	3
Tungsten(VI) fluoride	WF ₆	290.3	444	4.34	233	3
Tungsten(VI) oxytetrachloride	WOCl ₄	503	782		338	3
Uranium(VI) fluoride	UF ₆	329.65 s	505.8	4.66	250	3
Vanadyl chloride	VOCl	400	636		171	3
Water	H ₂ O	373.12	647.10	22.06	56	3
Xenon	Xe	165.051	289.733	5.842	118	7,15
Xenon difluoride	XeF ₂	387.50 s	631	9.32	148	3
Xenon tetrafluoride	XeF ₄	388.90 s	612	7.04	188	3
Zirconium(IV) bromide	ZrBr ₄	633 s	805		424	3
Zirconium(IV) chloride	ZrCl ₄	604 s	778	5.77	319	3
Zirconium(IV) iodide	ZrI ₄	704 s	960		530	3

SUBLIMATION PRESSURE OF SOLIDS

This table gives the sublimation (vapor) pressure of some representative solids as a function of temperature. Entries include simple inorganic and organic substances in their solid phase below room temperature, as well as polycyclic organic compounds which show measurable sublimation pressure only at elevated temperatures. Substances are listed by molecular formula in the Hill order. Values marked by * represent the solid–liquid–gas triple point. Note that some pressure values are in pascals (Pa) and others are in kilopascals (kPa). For conversion, 1 kPa = 7.506 mmHg = 0.0098692 atm.

References

1. Lide, D. R. and Kehiaian, H. V., *CRC Handbook of Thermophysical and Thermochemical Data*, CRC Press, Boca Raton, FL, 1994.

2. *TRC Thermodynamic Tables*, Thermodynamic Research Center, Texas A&M University, College Station, TX.
3. Oja, V. and Suuberg, E. M., *J. Chem. Eng. Data* 43, 486, 1998.
4. Guder, C., and Wagner, W., *J. Phys. Chem. Ref. Data* 38, 33, 2009. [sulfur hexafluoride]
5. Lemmon, E. W., and Span, R., *J. Chem. Eng. Data* 51, 785, 2006. [krypton, xenon]
6. Setzmann, U., and Wagner, W., *J. Phys. Chem. Ref. Data* 20, 1061, 1991. [methane]
7. Span, R., and Wagner, W., *J. Phys. Chem. Ref. Data* 25, 1509, 1996. [carbon dioxide]
8. Katti, R. S., Jacobsen, R. T., Stewart, R. B., and Jahangiri, M., *Adv. Cryo. Eng.* 31, 1189, 1986. [neon]
9. Span, R., Lemmon, E. W., Jacobsen, R. T., Wagner, W., and Yokozeki, A., *J. Phys. Chem. Ref. Data* 29, 1361, 2000. [nitrogen]

Ar	T/K	55	60	65	70	75	80	83.81*
Argon	p/kPa	0.2	0.8	2.8	7.7	18.7	40.7	68.8*
BrH	T/K	135	140	150	160	170	180	185.1*
Hydrogen bromide	p/kPa	0.1	0.3	1.1	3.3	8.7	20.1	27.4*
Br ₂	T/K	170	180	190	200	210	220	230 240*
Bromine	p/Pa	0.069	0.416	2.04	8.45	30.3	96.0	273 710*
ClH	T/K	120	130	140	150	155	159.0*	
Hydrogen chloride	p/kPa	0.1	0.5	1.9	5.8	9.5	13.5*	
Cl ₂	T/K	120	130	140	150	160	170*	
Chlorine	p/Pa	0.144	1.52	11.2	63.1	283	1054*	
F ₄ Si	T/K	130	140	150	160	170	175	180 186.3*
Tetrafluorosilane	p/kPa	0.2	0.9	3.9	14.0	43.8	74.2	122.4 220.8*
F ₆ S	T/K	150	165	180	190	200	210	220 223.1*
Sulfur hexafluoride	p/kPa	0.4566	2.596	10.94	25.07	52.71	103.0	189.0 232.7*
HI	T/K	160	170	180	190	200	210	220 222.4*
Hydrogen iodide	p/kPa	0.2	0.8	2.2	5.3	11.7	23.6	44.1 49.3*
H ₂ O	T/K	190	210	225	240	250	260	270 273.16*
Water	p/Pa	0.032	0.702	4.942	27.28	76.04	195.8	470.1 611.66*
H ₂ S	T/K	140	150	160	165	170	175	180 187.6*
Hydrogen sulfide	p/kPa	0.2	0.6	1.9	3.2	5.2	8.3	12.7 22.7*
H ₃ N	T/K	160	170	180	190	195	195.4*	
Ammonia	p/kPa	0.1	0.4	1.2	3.5	5.8	6.12*	
I ₂	T/K	240	250	260	270	280	290	300 310*
Iodine	p/Pa	0.081	0.297	0.971	2.89	7.92	20.1	47.9 107*
Kr	T/K	80	90	95	100	105	110	115.8*
Krypton	p/kPa	0.4160	2.670	5.840	11.81	22.35	39.89	73.1*
Ne	T/K	13	15	17	19	21	22	23 24
Neon	p/kPa	0.003362	0.04915	0.3823	1.930	7.160	12.61	21.15 33.96
N ₂	T/K	50	55	60				
Nitrogen	p/kPa	0.4005	1.800	6.298				
NO	T/K	85	90	95	100	105	109.5*	
Nitric oxide	p/kPa	0.1	0.4	1.3	3.8	10.0	21.9*	
Xe	T/K	110	120	130	140	150	155	160 161.4*
Xenon	p/kPa	0.3433	1.298	4.343	12.83	33.32	50.96	74.58 81.7*
CHN	T/K	200	210	220	230	240	250	255 259.83*
Hydrogen cyanide	p/kPa	0.2	0.4	1.0	2.2	4.8	9.7	13.6 18.62*
CH ₄	T/K	65	70	75	80	85	90	90.69*
Methane	p/kPa	0.07307	0.2627	0.7965	2.102	4.949	10.59	11.70*
CO	T/K	50	55	60	65	68.13*		
Carbon monoxide	p/kPa	0.1	0.6	2.6	8.2	15.4*		
CO ₂	T/K	130	140	155	170	185	194.7	205 216.58*
Carbon dioxide	p/kPa	0.03087	0.1836	1.666	9.960	43.93	104.0	227.0 518.0*

C_2Cl_6	T/K	275	300	325	350	375	400	425	459.9*
Hexachloroethane	p/Pa	0.004	0.056	0.383	1.62	5.30	14.8	36.4	107.4*
C_2H_2	T/K	130	140	150	160	170	180	190	192.4*
Acetylene	p/kPa	0.2	0.7	2.6	7.8	20.6	49.0	106.3	126.0*
$C_2H_4O_2$	T/K	250	260	270	280	289.7*			
Acetic acid	p/kPa	0.092	0.199	0.406	0.79	1.29*			
C_5H_{12}	T/K	200	210	220	230	240	250	255	256.58*
Neopentane	p/kPa	0.7	1.6	3.6	7.3	13.9	24.8	32.4	35.8*
$C_6H_6Cl_6$	T/K	300	320	330	340	350	360	370	380
1,2,3,4,5,6-Hexa-chlorocyclohexane (Lindane)	p/Pa	0.01	0.13	0.39	1.04	2.66	6.42	14.8	32.7
$C_6H_6O_2$	T/K	330	340	350	360	370	380		
Resorcinol	p/Pa	1.03	2.78	7.09	17.2	39.6	87.6		
$C_6H_6O_2$	T/K	350	360	370	380	390	400		
<i>p</i> -Hydroquinone	p/Pa	1.20	3.18	7.96	19.0	43.4	95.1		
$C_{10}H_8$	T/K	250	270	280	290	300	310	330	353.43*
Naphthalene	p/Pa	0.036	0.514	1.662	4.918	13.43	34.15	182.9	999.6*
$C_{12}H_8N_2$	T/K	290	300	310	320				
Phenazine	p/Pa	0.0013	0.0046	0.0150	0.0448				
$C_{12}H_8O$	T/K	300	310	320	330	340	350		
Dibenzofuran	p/Pa	0.408	1.21	3.35	8.71	21.4	50.0		
$C_{12}H_9N$	T/K	350	355	360					
Carbazole	p/Pa	0.086	0.140	0.245					
$C_{13}H_7NO_2$	T/K	330	340	350	360	370	380		
Benz[<i>g</i>]isoquinoline-5,10-dione	p/Pa	0.006	0.018	0.053	0.148	0.394	0.994		
$C_{13}H_8O$	T/K	330	340	350					
1 <i>H</i> -Phenalen-1-one	p/Pa	0.040	0.113	0.302					
$C_{13}H_8O_2$	T/K	400	410	420	430				
3-Hydroxy-1 <i>H</i> -phenalen-1-one	p/Pa	0.006	0.018	0.053	0.144				
$C_{13}H_9N$	T/K	290	300	310	320				
Acridine	p/Pa	0.0024	0.0085	0.0278	0.0845				
$C_{13}H_9N$	T/K	310	320	330	340				
Phenanthridine	p/Pa	0.020	0.066	0.206	0.603				
$C_{14}H_{10}$	T/K	320	330	340	350	360	370	380	390
Anthracene	p/Pa	0.014	0.043	0.125	0.342	1.01	2.38	5.35	11.5
$C_{14}H_{10}$	T/K	300	310	320	330	340	350	360	
Phenanthrene	p/Pa	0.025	0.085	0.270	0.796	2.02	4.89	11.2	
$C_{16}H_{10}$	T/K	320	330	340	350	360	370	380	390
Pyrene	p/Pa	0.008	0.024	0.073	0.208	0.556	1.32	2.86	6.30
$C_{16}H_{10}O$	T/K	360	370	380	390	400			
1-Pyrenol	p/Pa	0.005	0.016	0.047	0.135	0.364			
$C_{16}H_{12}S$	T/K	330	340	350	360	370	380	390	
Benzo[<i>b</i>]naphtho-(2,1- <i>d</i>)thiophene	p/Pa	0.001	0.004	0.012	0.036	0.098	0.255	0.631	
$C_{17}H_{12}$	T/K	340	350	360	370	380	390	400	
11 <i>H</i> -Benzo[<i>b</i>]fluorene	p/Pa	0.003	0.009	0.029	0.085	0.235	0.619	1.55	
$C_{18}H_{10}O_4$	T/K	420	430	440	450				
6,11-Dihydroxy-5,12-naphthacenedione	p/Pa	0.008	0.022	0.055	0.131				
$C_{18}H_{12}$	T/K	390	400	410	420				
Chrysene	p/Pa	0.087	0.221	0.539	1.26				
$C_{18}H_{12}$	T/K	390	400	410	420	430	440	450	460
Naphthacene	p/Pa	0.005	0.014	0.035	0.084	0.194	0.432	0.928	1.929
$C_{20}H_{12}$	T/K	390	400	410	420	430			
Perylene	p/Pa	0.006	0.015	0.040	0.102	0.246			
$C_{22}H_{14}$	T/K	450	460	470	480	490			
Pentacene	p/Pa	0.002	0.006	0.013	0.031	0.069			
$C_{24}H_{12}$	T/K	430	440	450	460	470	480	490	500
Coronene	p/Pa	0.004	0.010	0.021	0.046	0.097	0.197	0.389	0.747

VAPOR PRESSURE

This table gives vapor pressure data for about 1800 inorganic and organic substances. In order to accommodate elements and compounds ranging from refractory to highly volatile in a single table, the temperature at which the vapor pressure reaches specified pressure values is listed. The pressure values run in decade steps from 1 Pa (about 7.5 $\mu\text{m Hg}$) to 100 kPa (about 750 mm Hg). All temperatures are given in $^{\circ}\text{C}$.

The data used in preparing the table came from a large number of sources; the main references used for each substance are indicated in the last column. Since the data were refit in most cases, values appearing in this table may not be identical with values in the source cited. The temperature entry in the 100 kPa column is close to, but not identical with, the normal boiling point (which is defined as the temperature at which the vapor pressure reaches 101.325 kPa). Although some temperatures are quoted to 0.1 $^{\circ}\text{C}$, uncertainties of several degrees should generally be assumed. Values followed by an "e" were obtained by extrapolating (usually with an Antoine equation) beyond the region for which experimental measurements were available and are thus subject to even greater uncertainty.

Compounds are listed by molecular formula following the Hill convention. Substances not containing carbon are listed first, followed by those that contain carbon. To locate an organic compound by name or CAS Registry Number when the molecular formula is not known, use the table "Physical Constants of Organic Compounds" in Section 3 and its indexes to determine the molecular formula. The indexes to "Physical Constants of Inorganic Compounds" in Section 4 can be used in a similar way.

More extensive and detailed vapor pressure data on selected important substances appear in other tables in this section of the *Handbook*. These substances are flagged by a symbol following the name as follows:

- * See "Vapor Pressure of Fluids at Temperatures below 300 K"
- ** See "IUPAC Recommended Data for Vapor Pressure Calibration"
- *** See "Vapor Pressure of Ice" and "Vapor Pressure and other Saturation Properties of Water"

The following notations appear after individual temperature entries:

- s — Indicates the substance is a solid at this temperature.
- e — Indicates an extrapolation beyond the region where experimental measurements exist.
- i — Indicates the value was calculated from ideal gas thermodynamic functions, such as those in the *JANAF Thermochemical Tables* (see Reference 8).

References

1. Lide, D.R., and Kehiaian, H.V., *CRC Handbook of Thermophysical and Thermochemical Data*, CRC Press, Boca Raton, FL, 1994.
2. Stull, D., in *American Institute of Physics Handbook, Third Edition*, Gray, D.E., Ed., McGraw Hill, New York, 1972.
3. Hultgren, R., Desai, P.D., Hawkins, D.T., Gleiser, M., Kelley, K.K., and Wagman, D.D., *Selected Values of Thermodynamic Properties of the Elements*, American Society for Metals, Metals Park, OH, 1973.
4. Stull, D., *Ind. Eng. Chem.*, 39, 517, 1947.
5. *TRCVP, Vapor Pressure Database, Version 2.2P*, Thermodynamic Research Center, Texas A&M University, College Station, TX.
6. *TRC Thermodynamic Tables*, Thermodynamic Research Center, Texas A&M University, College Station, TX.
7. Ohe, S., *Computer Aided Data Book of Vapor Pressure*, Data Book Publishing Co., Tokyo, 1976.
8. Chase, M.W., Davies, C.A., Downey, J.R., Frurip, D.J., McDonald, R.A., and Syverud, A.N., *JANAF Thermochemical Tables, Third Edition, J. Phys. Chem. Ref. Data*, Vol. 14, Suppl. 1, 1985.
9. Barin, I., *Thermochemical Data of Pure Substances*, VCH Publishers, New York, 1993.
10. Jacobsen, R.T., et al, *International Thermodynamic Tables of the Fluid State, No. 10. Ethylene*, Blackwell Scientific Publications, Oxford, 1988.
11. Wakeham, W.A., *International Thermodynamic Tables of the Fluid State, No. 12. Methanol*, Blackwell Scientific Publications, Oxford, 1993.
12. Janz, G.J., *Molten Salts Handbook*, Academic Press, New York, 1967.
13. Ohse, R.W. *Handbook of Thermodynamic and Transport Properties of Alkali Metals*, Blackwell Scientific Publications, Oxford, 1994.
14. Gschneidner, K.A., in *CRC Handbook of Chemistry and Physics, 77th Edition*, p. 4-112, CRC Press, Boca Raton, FL, 1996.
15. Leider, H.R., Krikorian, O.H., and Young, D.A., *Carbon*, 11, 555, 1973.
16. Ruzicka, K., and Majer, V., *J. Phys. Chem. Ref. Data*, 23, 1, 1994.
17. Tillner-Roth, R., and Baehr, H.D., *J. Phys. Chem. Ref. Data*, 23, 657, 1994.
18. Younglove, B.A., and McLinden, M.O., *J. Phys. Chem. Ref. Data*, 23, 731, 1994.
19. Outcalt, S.L., and McLinden, M.O., *J. Phys. Chem. Ref. Data*, 25, 605, 1996.
20. Weber, L.A., and Defibaugh, D.R., *J. Chem. Eng. Data*, 41, 382, 1996.
21. Rodrigues, M.F., and Bernardo-Gil, M.G., *J. Chem. Eng. Data*, 41, 581, 1996.
22. Piacente, V., Gigli, G., Scardala, P., and Giustini, A., *J. Phys. Chem.*, 100, 9815, 1996.
23. Barton, J.L., and Bloom, H., *J. Phys. Chem.*, 60, 1413, 1956.
24. Sense, K.A., Alexander, C.A., Bowman, R.E., and Filbert, R.B., *J. Phys. Chem.*, 61, 337, 1957.
25. Ewing, C.T., and Stern, K.H., *J. Phys. Chem.* 78, 1998, 1974.
26. Cady, G.H., and Hargreaves, G.B., *J. Chem. Soc.*, 1563, 1961; 1568, 1961.
27. Skudlarski, K., Dudek, J., and Kapala, J., *J. Chem. Thermodynamics*, 19, 857, 1987.
28. Wagner, W., and de Reuck, K.M., *International Thermodynamic Tables of the Fluid State, No. 9. Oxygen*, Blackwell Scientific Publications, Oxford, 1987.
29. Marsh, K.N., Ed., *Recommended Reference Materials for the Realization of Physicochemical Properties*, Blackwell Scientific Publications, Oxford, 1987.
30. Alcock, C.B., Itkin, V.P., and Horrigan, M.K., *Canadian Metallurgical Quarterly*, 23, 309, 1984.
31. Stewart, R.B., and Jacobsen, R.T., *J. Phys. Chem. Ref. Data*, 18, 639, 1989.
32. Sifner, O., and Klomfar, J., *J. Phys. Chem. Ref. Data*, 23, 63, 1994.
33. Bah, A., and Dupont-Pavlovsky, N., *J. Chem. Eng. Data*, 40, 869, 1995.
34. Behrens, R.G., and Rosenblatt, G., *J. Chem. Thermodynamics*, 4, 175, 1972.
35. Behrens, R.G., and Rosenblatt, G., *J. Chem. Thermodynamics*, 5, 173, 1973.
36. Haar, L., Gallagher, J.S., and Kell, G.S., *NBS/NRC Steam Tables*, Hemisphere Publishing Corp., New York, 1984.
37. Wagner, W., Saul, A., and Pruss, A., *J. Phys. Chem. Ref. Data*, 23, 515, 1994.
38. Behrens, R.G., Lemons, R.S., and Rosenblatt, G., *J. Chem. Thermodynamics*, 6, 457, 1974.
39. Boublik, T., Fried, V., and Hala, E., *The Vapor Pressure of Pure Substances, Second Edition*, Elsevier, Amsterdam, 1984.
40. Goodwin, R.D., *J. Phys. Chem. Ref. Data*, 14, 849, 1985.
41. Younglove, B.A., and Ely, J.F., *J. Phys. Chem. Ref. Data*, 16, 577, 1987.

Mol. Form.	Name	Temperature in °C for the Indicated Pressure						Ref.
		1 Pa	10 Pa	100 Pa	1 kPa	10 kPa	100 kPa	
<i>Substances not containing carbon:</i>								
Ag	Silver	1010	1140	1302	1509	1782	2160	2
AgBr	Silver(I) bromide	569 i	656 i	765 i	905 i	1093 i	1359 i	9
AgCl	Silver(I) chloride	670	769	873	1052	1264	1561	4
AgI	Silver(I) iodide	594	686	803	959	1177	1503	4
Al	Aluminum	1209	1359	1544	1781	2091	2517	2
AlB ₃ H ₁₂	Aluminum borohydride				−46.8	−9.4	45.5	4
AlCl ₃	Aluminum trichloride	58.4 s	76.5 s	97.1 s	120.7 s	148.2 s	180.5 s	4
AlF ₃	Aluminum trifluoride	744 s	819 s	906 s	1008 s	1130 s	1276 s	8
AlI ₃	Aluminum triiodide				218	285	385	4
Al ₂ O ₃	Aluminum oxide			2122	2351	2629	2975	4
Ar	Argon*		−226.4 s	−220.3 s	−212.4 s	−201.7 s	−186.0	1,5,31
As	Arsenic	280 s	323 s	373 s	433 s	508 s	601 s	3
AsCl ₃	Arsenic(III) chloride			−8 e	21.3	63.1	129.4	1
AsF ₃	Arsenic(III) fluoride					8.1	56.0	4
AsI ₃	Arsenic(III) iodide				187	261	367 e	7
As ₂ O ₃	Arsenic(III) oxide (arsenolite)	133.7 s	163.0 s	196.8 s	236.2 s	283.0		34
At	Astatine	88 s	119 s	156 s	202 s	258 s	334	2
Au	Gold	1373	1541	1748	2008	2347	2805	2
B	Boron	2075	2289	2549	2868	3272	3799	2
BBr ₃	Boron tribromide			−45 e	−15 e	27.5	90.4	1
BCl ₃	Boron trichloride*			−94.0	−70.5	−37.4	12.3	4
BF ₃	Boron trifluoride*	−173.9 s	−166.0 s	−156.0 s	−143.0 s	−125.9	−101.1	4
B ₂ F ₄	Tetrafluorodiborane						−34	1
B ₂ H ₆	Diborane			−162 e	−147.0	−125.8	−92.6	1
B ₅ H ₉	Pentaborane(9)				−34.8	3.8	57.6	4
Ba	Barium	638 s	765	912	1115	1413	1897	9
Be	Beryllium	1189 s	1335	1518	1750	2054	2469	2
BeBr ₂	Beryllium bromide	203 s	240 s	283 s	335 s	397 s	473 s	4
BeCl ₂	Beryllium chloride	196 s	237 s	284 s	339 s	402 s	487	4
BeF ₂	Beryllium fluoride		686 e	767 e	869	999	1172 e	7
BeI ₂	Beryllium iodide	188 s	229 s	276 s	333 s	402 s	487	4
Bi	Bismuth	668	768	892	1052	1265	1562	2
BiBr ₃	Bismuth tribromide			217 s	273 i	348 i	455 i	4,9
BiCl ₃	Bismuth trichloride				248.9	328.6	438.7	1,4
BrCs	Cesium bromide	531 s	601 s	701 i	834 i	1019 i	1293 e	9
BrH	Hydrogen bromide*		−153.3 s	−140.4 s	−123.8 s	−101.5 s	−67.0	5
BrH ₃ Si	Bromosilane				−81.0	−47.3	2.2	4
BrH ₄ N	Ammonium bromide	121 s	154 s	195 s	246 s	310.4 s	395.1 s	5
BrK	Potassium bromide	597 s	674 s	773				25
BrLi	Lithium bromide		630	733	868	1049	1308	4
BrNa	Sodium bromide			791	931	1120	1389	4
BrRb	Rubidium bromide			766	903	1087	1350	4
BrTl	Thallium(I) bromide				509	635	817	4
Br ₂	Bromine*	−87.7 s	−71.8 s	−52.7 s	−29.3 s	2.5	58.4	1
Br ₂ Cd	Cadmium bromide	373 s	435 s	509 s				27
Br ₂ Hg	Mercury(II) bromide	71 s	98 s	132 s	174 s	227 s	318	4
Br ₂ OS	Thionyl bromide	−49 e	−29 e	−5 e	27.8	72.9	139.6	5
Br ₂ Pb	Lead(II) bromide	374	431	502	597	726	914	4
Br ₂ S ₂	Sulfur bromide	−7 e	15 e	42 e	78.4	128.1	200.9	5
Br ₃ In	Indium(III) bromide			304.6 s	328.7 s	364.8 s		1
Br ₃ OP	Phosphorus(V) oxybromide				64 e	115.5	191.4	5
Br ₃ P	Phosphorus(III) bromide		−23 e	5 e	42.3	94.6	172.6	5
Br ₃ Sb	Antimony(III) bromide				136.5	196.9	286.5	1
Br ₄ Ge	Germanium(IV) bromide				51	105	188	4
Br ₄ Sn	Tin(IV) bromide				67	122	204	4
Br ₄ Zr	Zirconium(IV) bromide	136 s	167 s	203 s	245 s	295 s	356 s	4
Br ₅ P	Phosphorus(V) bromide		−19 s	4 s	31 s	65.5 s	110.1	5
Ca	Calcium	591 s	683 s	798 s	954	1170	1482	2
Cd	Cadmium	257 s	310 s	381	472	594	767	2

Mol. Form.	Name	Temperature in °C for the Indicated Pressure						Ref.
		1 Pa	10 Pa	100 Pa	1 kPa	10 kPa	100 kPa	
CdCl ₂	Cadmium chloride	412 s	471 s	541 s	634	768	959	23, 27
CdF ₂	Cadmium fluoride				1257	1461	1742	4
CdI ₂	Cadmium iodide	296 s	344 s	406	498	622	795	4,27
CdO	Cadmium oxide	770 s	866 s	983 s	1128 s	1314 s	1558 s	4
Ce	Cerium	1719	1921	2169	2481	2886	3432	14
ClCs	Cesium chloride			730	864	1043	1297	4
ClCu	Copper(I) chloride		459	543	675	914	1477	4
ClF	Chlorine fluoride*				-144.4	-122.6	-90.2	5
ClF ₂ P	Phosphorus(III) chloride difluoride				-119.5	-91.1	-47.6	5
ClF ₃	Chlorine trifluoride				-63.7	-33.0	11.4	5
ClF ₅	Chlorine pentafluoride				-88 e	-59	-14	7
ClH	Hydrogen chloride*				-138.2 s	-118.0	-85.2	1,5
ClHO ₃ S	Chlorosulfonic acid	-40 e	-20 e	5 e	38.7	85.0	153.6	5
ClH ₄ N	Ammonium chloride	91 s	121 s	159 s	204.7 s	263.1 s	339.5 s	5
ClK	Potassium chloride	625 s	704 s	804	945	1137	1411	23,25
CLi	Lithium chloride		649 i	761 i	905 i	1101 i	1381 i	8
ClNO	Nitrosyl chloride		-116 s	-100 s	-78.7 s	-50.2	-5.7	5
ClNO ₂	Nitryl chloride	-121 e	-113 e	-102 e	-86.1	-60.9	-15.7	5
ClNa	Sodium chloride	653 s	733 s	835	987	1182	1461	23,25
ClO ₂	Chlorine dioxide*					-34.3	10.5	5
ClRb	Rubidium chloride			777	916	1105	1379	4
ClTl	Thallium(I) chloride				504	626	806	4
Cl ₂	Chlorine*	-145 s	-133.7 s	-120.2 s	-103.6 s	-76.1	-34.2	1
Cl ₂ Co	Cobalt(II) chloride					818	1048	4
Cl ₂ FP	Phosphorus(III) dichloride fluoride				-71.1	-37.4	13.5	5
Cl ₂ F ₃ P	Phosphorus(V) dichloride trifluoride		-120 e	-101 e	-77.1	-44.3	3 e	7
Cl ₂ Fe	Iron(II) chloride				685	821	1025	4
Cl ₂ Hg	Mercury(II) chloride	64.4 s	94.7 s	130.8 s	174.5 s	228.5 s	304.0	4
Cl ₂ Mg	Magnesium chloride			762	908	1111	1414	4
Cl ₂ Mn	Manganese(II) chloride				760	933	1189	4
Cl ₂ Ni	Nickel(II) chloride	534 s	592 s	662 s	747 s	852 s	985 s	4
Cl ₂ OS	Thionyl chloride	-99 e	-81 e	-58 e	-27.1	14.6	75.2	5
Cl ₂ O ₂ S	Sulfuryl chloride				-27 e	11.8	69.0	5
Cl ₂ Pb	Lead(II) chloride			541 e	637	765	949	23
Cl ₂ S	Sulfur dichloride	-76 e	-61 e	-41 e	-16.7	15.3	58.7	5
Cl ₂ S ₂	Sulfur chloride	-55 e	-36 e	-12 e	21.0	67.2	137.1	5
Cl ₂ Sn	Tin(II) chloride		253	308	381	479	622	4
Cl ₂ Zn	Zinc chloride	305 i	356 i	419 i	497 i	596 i	726 i	4,9,12
Cl ₃ Fe	Iron(III) chloride	118 s	153 s	190 s	229 s	268 s	319	4
Cl ₃ HSi	Trichlorosilane			-81 e	-56 e	-21 e	31.6	7
Cl ₃ N	Nitrogen trichloride				-25 e	13.2	70.6	5
Cl ₃ OP	Phosphorus(V) oxychloride					39.9	105.0	5
Cl ₃ P	Phosphorus(III) chloride	-93 e	-77 e	-55 e	-26.0	14.5	75.7	5
Cl ₄ Po	Polonium(IV) chloride					300.6	389.4	5
Cl ₄ Se	Selenium tetrachloride	23 s	45 s	71 s	102 s	141.4 s	191.1 s	5
Cl ₄ Si	Tetrachlorosilane*				-39 e	0 e	57.3	1
Cl ₄ Te	Tellurium tetrachloride				237 e	299.4	387.8	5
Cl ₄ Zr	Zirconium(IV) chloride	117 s	146 s	181 s	222 s	272 s	336 s	9
Cl ₅ P	Phosphorus(V) chloride	-2 s	19 s	44 s	74 s	111.4 s	158.9 s	5
Co	Cobalt	1517	1687	1892	2150	2482	2925	2
Cr	Chromium	1383 s	1534 s	1718 s	1950	2257	2669	2
Cs	Cesium	144.5	195.6	260.9	350.0	477.1	667.0	13,30
CsF	Cesium fluoride				825	999	1249	4
CsI	Cesium iodide	523 s	595 s	692	854	1029	1278	4,25
Cu	Copper	1236	1388	1577	1816	2131	2563	2
CuI	Copper(I) iodide				636	864	1331	4
Dy	Dysprosium	1105 s	1250 s	1431 i	1681 i	2031 i	2558 i	3
Er	Erbium	1231 s	1390 s	1612 i	1890 i	2279 i	2859 i	3

Mol. Form.	Name	Temperature in °C for the Indicated Pressure						Ref.
		1 Pa	10 Pa	100 Pa	1 kPa	10 kPa	100 kPa	
Eu	Europium	590 s	684 s	799 s	961	1179	1523	14
FH	Hydrogen fluoride*				-71.1	-33.7	19.2	1,5
FHO ₃ S	Fluorosulfonic acid	-14 e	4 e	28 e	59.1	101.3	162.2	5
FK	Potassium fluoride			869	1017	1216	1499	4
FLi	Lithium fluoride	801 s	896	1024	1188	1395	1672	4,12,25
FNO	Nitrosyl fluoride			-131 e	-116.1	-94.3	-60.1	5
FNO ₂	Nitryl fluoride		-156 e	-144 e	-128.1	-106.0	-72.6	5
FNO ₃	Fluorine nitrate	-160 e	-149 e	-135 e	-115.1	-87.4	-45.0	5
FNa	Sodium fluoride		920 s	1058	1218	1426	1702	4,12,24
FRb	Rubidium fluoride			910	1001	1145	1409	4,12
F ₂	Fluorine*	-235 s	-229.5 s	-222.9 s	-214.8	-204.3	-188.3	1,5
F ₂ O	Fluorine monoxide*	-211.7	-204.7	-195.9	-184.2	-168.2	-144.9	5
F ₂ OS	Thionyl fluoride			-124 e	-106.5	-81.5	-44.1	5
F ₂ O ₂ Re	Rhenium(VI) dioxydifluoride				89.2	131.9	185 e	26
F ₂ Pb	Lead(II) fluoride				865	1054	1292	4
F ₂ Xe	Xenon difluoride			2.9 s	31.8 s	67.9 s	114 s	1,5
F ₂ Zn	Zinc fluoride	731 s	813 s	911 i	1048 i	1237 i	1503 i	9
F ₃ N	Nitrogen trifluoride*	-201 e	-194 e	-185 e	-172.8	-155.5	-129.2	5
F ₃ OP	Phosphorus(V) oxyfluoride	-124 s	-113 s	-100 s	-83.7 s	-64.1 s	-39.7 s	5
F ₃ P	Phosphorus(III) fluoride*				-152 e	-132.6	-101.4	5
F ₄ MoO	Molybdenum(VI) oxytetrafluoride	-21 s	3 s	33 s	69.3 s	117.3	184.1	26
F ₄ ORe	Rhenium(VI) oxytetrafluoride	5 s	26 s	50.7 s	80.1 s	117.1	171.2	26
F ₄ OW	Tungsten(VI) oxytetrafluoride	2 s	25 s	52.1 s	84.3 s	126.7	185.4	26
F ₄ S	Sulfur tetrafluoride				-110.0	-82.1	-40.3	5
F ₄ Se	Selenium tetrafluoride				13.6	51.6	104.7	5
F ₄ Si	Tetrafluorosilane*	-166 s	-157 s	-145.6 s	-132.3 s	-115.7 s	-94.9 s	4,7
F ₅ Mo	Molybdenum(V) fluoride				86.6	140.3	213 e	26
F ₅ Nb	Niobium(V) fluoride				80	140	224	4
F ₅ ORe	Rhenium(VII) oxypentafluoride	-103 s	-84 s	-59 s	-28 s	13.7 s	72.8	26
F ₅ Os	Osmium(V) fluoride			74.1	113.2	162.3	226 e	26
F ₅ P	Phosphorus(V) fluoride	-157 s	-148 s	-137 s	-124.5 s	-108.6 s	-84.8	5
F ₅ Re	Rhenium(V) fluoride			58.8	99.5	152 e	221 e	26
F ₅ Ta	Tantalum(V) fluoride					119	229	4
F ₆ Ir	Iridium(VI) fluoride	-88 s	-71 s	-51 s	-27 s	3.8 s	53.1	26
F ₆ Mo	Molybdenum(VI) fluoride	-98 s	-82 s	-64 s	-41.2 s	-13.4 s	33.5	26
F ₆ Os	Osmium(VI) fluoride	-89 s	-73 s	-54 s	-30.6 s	-1.7 s	47.4	26
F ₆ Re	Rhenium(VI) fluoride	-97 s	-82 s	-63 s	-40.2 s	-11.9 s	33.4	26
F ₆ S	Sulfur hexafluoride*	-158 s	-147 s	-133.6 s	-116.6 s	-94.4 s	-64.1 s	5
F ₆ Se	Selenium hexafluoride	-143 s	-132 s	-118 s	-100.7 s	-77.8 s	-46.5 s	5
F ₆ Te	Tellurium hexafluoride	-142 s	-130 s	-115 s	-96 s	-71.8 s	-39.1 s	5
F ₆ W	Tungsten(VI) fluoride	-107 s	-92 s	-74 s	-52.1 s	-24.8 s	16.9	26
F ₁₀ S ₂	Sulfur decafluoride					-22.0	28.5	5
Fe	Iron	1455 s	1617	1818	2073	2406	2859	2
Fr	Francium	131 e	181 e	246 e	335 e	465 e	673 e	2
Ga	Gallium	1037	1175	1347	1565	1852	2245	2
Gd	Gadolinium	1563 i	1755 i	1994 i	2300 i	2703 i	3262 i	3
Ge	Germanium	1371	1541	1750	2014	2360	2831	2
HI	Hydrogen iodide*	-146 s	-135.2 s	-120.8 s	-101.9 s	-75.9 s	-35.9	5
HKO	Potassium hydroxide	520 e	601 e	704	842	1035	1325	4
HNO ₃	Nitric acid			-37 e	-9 e	28.4	82.2	5
HN ₃	Hydrazoic acid			-79 e	-54 e	-18.0	35.7	5
HNaO	Sodium hydroxide	513	605	722	874	1080	1377	4
H ₂	Hydrogen*					-258.6	-252.8	1
H ₂ I ₂ Si	Diiodosilane				11.8	70.5	149.4	4
H ₂ O	Water***	-60.7 s	-42.2 s	-20.3 s	7.0	45.8	99.6	36,37
H ₂ O ₂	Hydrogen peroxide			13 e	45 e	89.0	149.8	5
H ₂ O ₄ S	Sulfuric acid	72	103	140	187	248	330	4
H ₂ S	Hydrogen sulfide*		-149 s	-136 s	-118.9 s	-95.9 s	-60.5	1,5
H ₂ S ₂	Hydrogen disulfide				-27 e	12.2	70.7	5

Mol. Form.	Name	Temperature in °C for the Indicated Pressure						Ref.
		1 Pa	10 Pa	100 Pa	1 kPa	10 kPa	100 kPa	
H ₂ Se	Hydrogen selenide	−145 s	−134 s	−120 s	−102.8 s	−78.9 s	−41.5	5
H ₂ Te	Hydrogen telluride					−46.6	−2.3	5
H ₃ Si	Iodosilane				−47.7	−10.1	45.2	4
H ₃ N	Ammonia*	−139 s	−127 s	−112 s	−94.5 s	−71.3	−33.6	1,5,6
H ₃ NO	Hydroxylamine				43.7	73.3	109.8	4
H ₃ P	Phosphine*	−182 s	−173 s	−161 s	−145 s	−122.7	−88.0	5
H ₄ IN	Ammonium iodide	125 s	159 s	201 s	253 s	318.4 s	405.2 s	5
H ₄ N ₂	Hydrazine				14.7	55.6	113 e	5
H ₄ Si	Silane*			−181	−165.4	−143.7	−111.8	4
He	Helium*					−270.6	−268.9	2
Hf	Hafnium	2416	2681	3004	3406	3921	4603	9
Hg	Mercury**	42.0	76.6	120.0	175.6	250.3	355.9	29,30
HgI ₂	Mercury(II) iodide	85.1 s	115.6 s	152.4 s	197.8 s	255.1 s	353.6	4
Ho	Holmium	1159 s	1311 s	1502 i	1767 i	2137 i	2691 i	3
IK	Potassium iodide			731	866	1052	1322	4
ILi	Lithium iodide	545	619	710	824	972	1170	4
INa	Sodium iodide			753	883	1058	1301	4
IRb	Rubidium iodide			733	866	1045	1302	4
ITl	Thallium(I) iodide				520	644	821	4
I ₂	Iodine (rhombic)	−12.8 s	9.3 s	35.9 s	68.7 s	108 s	184.0	1,2
I ₂ Pb	Lead(II) iodide			470	558	682	869	4
I ₂ Zn	Zinc iodide	301 s	351 s	409 s	488 i	598 i	750 i	9
I ₃ Sb	Antimony(III) iodide				214.9	292.0	401.2	4
I ₄ Sn	Tin(IV) iodide				167.1	242.7	347.7	4
I ₄ Zr	Zirconium(IV) iodide	187 s	220 s	259 s	305 s	361 s	430 s	4
In	Indium	923	1052	1212	1417	1689	2067	2
Ir	Iridium	2440 s	2684	2979	3341	3796	4386	2
K	Potassium	200.2	256.5	328	424	559	756.2	13,30
Kr	Krypton*	−214.0 s	−208.0 s	−199.4 s	−188.9 s	−174.6 s	−153.6	5
La	Lanthanum	1732 i	1935 i	2185 i	2499 i	2905 i	3453 i	3
Li	Lithium	524.3	612.3	722.1	871.2	1064.3	1337.1	13,30
Lu	Lutetium	1633 s	1829.8	2072.8	2380 i	2799 i	3390 i	3
Mg	Magnesium	428 s	500 s	588 s	698	859	1088	2
Mn	Manganese	955 s	1074 s	1220 s	1418	1682	2060	2
Mo	Molybdenum	2469 s	2721	3039	3434	3939	4606	2
MoO ₃	Molybdenum(VI) oxide				801	935	1151	4
NO	Nitric oxide*	−201 s	−195 s	−188 s	−179.3 s	−168.1 s	−151.9	5
N ₂	Nitrogen*	−236 s	−232 s	−226.8 s	−220.2 s	−211.1 s	−195.9	1,5
N ₂ O	Nitrous oxide*	−167 s	−157 s	−145.4 s	−131.1 s	−112.9 s	−88.7	5
N ₂ O ₄	Nitrogen tetroxide	−92 s	−78 s	−61 s	−41.1 s	−16.6 s	28.7	5
N ₂ O ₅	Nitrogen pentoxide	−71 s	−56 s	−40 s	−19.9 s	3.9 s	33.2	5
Na	Sodium	280.6	344.2	424.3	529	673	880.2	13,30
Nb	Niobium	2669	2934	3251	3637	4120	4740	2
Nd	Neodymium	1322.3	1501.2	1725.3	2023 i	2442 i	3063 i	3
Ne	Neon*	−261 s	−260 s	−258 s	−255 s	−252 s	−246.1	2
Ni	Nickel	1510	1677	1881	2137	2468	2911	2
OPb	Lead(II) oxide	724	816	928	1065	1241	1471	4
OSr	Strontium oxide	1789 s	1903 s	2047 s	2235 s	2488 s		4
O ₂	Oxygen*				−211.9	−200.5	−183.1	1,28
O ₂ S	Sulfur dioxide*			−98 s	−80 s	−52.2	−10.3	1,5
O ₂ Se	Selenium dioxide	124.5 s	153.9 s	188 s	228 s	275 s	315 s	38
O ₂ Si	Silicon dioxide	1966 i	2149 i	2368 i				8
O ₃	Ozone*	−189 e	−182 e	−172 e	−158 e	−139.7	−111.5	5
O ₃ P ₂	Phosphorus(III) oxide				47.3	100.3	172.8	4
O ₃ S	Sulfur trioxide				−20 s	6.6 s	44.5	5
O ₃ Sb ₂	Antimony(III) oxide (valentinite)	426.1 s	478 s	539 s	610 s	907	1420	4,35
O ₅ P ₂	Phosphorus(V) oxide	285 s	328 s	377.5 s	434.4 s	500.5 s	591	4
O ₇ Re ₂	Rhenium(VII) oxide	147 s	176 s	208 s	244 s	284 s	362	4
Os	Osmium	2887 s	3150	3478	3875	4365	4983	2

Mol. Form.	Name	Temperature in °C for the Indicated Pressure						Ref.
		1 Pa	10 Pa	100 Pa	1 kPa	10 kPa	100 kPa	
P	Phosphorus (white)	6 s	34 s	69	115	180	276	3,9
P	Phosphorus (red)	182 s	216 s	256 s	303 s	362 s	431 s	2,3
Pb	Lead	705	815	956	1139	1387	1754	2
PbS	Lead(II) sulfide	656 s	741 s	838 s	953 s	1088 s	1280	4
Pd	Palladium	1448 s	1624	1844	2122	2480	2961	2
Po	Polonium				573 e	730.2	963.3	5
Pr	Praseodymium	1497.7	1699.4	1954 i	2298 i	2781 i	3506 i	3
Pt	Platinum	2057	2277 e	2542	2870	3283	3821	2
Pu	Plutonium	1483	1680	1925	2238	2653	3226	2
Ra	Radium	546 s	633 s	764	936	1173	1526	2
Rb	Rubidium	160.4	212.5	278.9	368	496.1	685.3	13,30
Re	Rhenium	3030 s	3341	3736	4227	4854	5681	2
Rh	Rhodium	2015	2223	2476	2790	3132	3724	2
Rn	Radon*	−163 s	−152 s	−139 s	−121.4 s	−97.6 s	−62.3	5
Ru	Ruthenium	2315 s	2538	2814	3151	3572	4115	2
S	Sulfur	102 s	135	176	235	318	444	3
Sb	Antimony	534 s	603 s	738	946	1218	1585	2,3
Sc	Scandium	1372 s	1531 s	1733 i	1993 i	2340 i	2828 i	3
Se	Selenium	227	279	344	431	540	685	3
Si	Silicon	1635	1829	2066	2363	2748	3264	2
Sm	Samarium	728 s	833 s	967 s	1148 i	1402 i	1788 i	3
Sn	Tin	1224	1384	1582	1834	2165	2620	2
Sr	Strontium	523 s	609 s	717 s	866	1072	1373	2
Ta	Tantalum	3024	3324	3684	4122	4666	5361	2
Tb	Terbium	1516.1	1706.1	1928 i	2232 i	2640 i	3218 i	3
Tc	Technetium	2454 e	2725 e	3051 e	3453 e	3961 e	4621 e	2
Te	Tellurium			502 e	615 e	768.8	992.4	5
Th	Thorium	2360	2634	2975	3410	3986	4782	2
Ti	Titanium	1709	1898	2130 e	2419	2791	3285	2
Tl	Thallium	609	704	824	979	1188	1485	2
Tm	Thulium	844 s	962 s	1108 s	1297 s	1548 i	1944 i	3
U	Uranium	2052	2291	2586	2961	3454	4129	2
V	Vanadium	1828 s	2016	2250	2541	2914	3406	2
W	Tungsten	3204 s	3500	3864	4306	4854	5550	2
Xe	Xenon*	−190 s	−181 s	−170 s	−155.8 s	−136.6 s	−108.4	5,32
Y	Yttrium	1610.1	1802.3	2047 i	2354 i	2763 i	3334 i	3
Yb	Ytterbium	463 s	540 s	637 s	774 s	993 i	1192 i	3
Zn	Zinc	337 s	397 s	477	579	717	912 e	2
Zr	Zirconium	2366	2618	2924	3302	3780	4405	2

Substances containing carbon:

C	Carbon (graphite)		2566 s	2775 s	3016 s	3299 s	3635 s	15
CBrClF ₂	Bromochloro-difluoromethane	−136 e	−123 e	−106 e	−83.4	−51.8	−4.3	1
CBrCl ₃	Bromotrichloromethane				−6 e	38.9	104.4	5
CBrF ₃	Bromotrifluoromethane*	−168 e	−156 e	−142 e	−122.8	−96.6	−58.1	5
CBrN	Cyanogen bromide				−13 s	17.7 s	61.0	1
CBr ₂ F ₂	Dibromodifluoromethane		−110 e	−91 e	−66 e	−30 e	22.5	1
CBr ₄	Tetrabromomethane			25.6 s	65.8 s	111.6	188.9	5
CClF ₃	Chlorotrifluoromethane	−176 e	−167 e	−155 e	−139 e	−116 e	−81.7	5
CClN	Cyanogen chloride		−94.6 s	−78.1 s	−57 s	−29 s	13.0	5
CCl ₂ F ₂	Dichlorodifluoromethane*	−150 e	−138 e	−122 e	−101.8	−73.1	−30.0	5
CCl ₂ O	Carbonyl chloride	−127 e	−113 e	−96 e	−73 e	−40.6	7.2	5
CCl ₃ F	Trichlorofluoromethane*		−107 e	−89 e	−63 e	−28.5	23.3	1,5
CCl ₃ NO ₂	Trichloronitromethane		−59 e	−30 e	4.4	47.8	112.0	5
CCl ₄	Tetrachloromethane*	−79.4 s	−70.8 s	−53.5 s	−24.4 s	15.8	76.2	1,5
CFN	Cyanogen fluoride		−135 s	−121.2 s	−104.1 s	−82.8 s	−46.2	1,5
CF ₄	Tetrafluoromethane*	−199.9 s	−193 s	−183.9 s	−171.6	−153.9	−128.3	1,5
CHBrF ₂	Bromodifluoromethane		−128 s	−111.4 s	−89.7 s	−59.7 s	−16 s	5
CHBr ₃	Tribromomethane				30.5	78.3	148.8	1
CHClF ₂	Chlorodifluoromethane*	−152 e	−141 e	−126 e	−107.1	−80.5	−41.1	5
CHCl ₂ F	Dichlorofluoromethane	−76 e	−70 e	−61 e	−49 e	−28.7	8.6	1

Mol. Form.	Name	Temperature in °C for the Indicated Pressure						Ref.
		1 Pa	10 Pa	100 Pa	1 kPa	10 kPa	100 kPa	
CHCl ₃	Trichloromethane*			-61 e	-34 e	4.3	60.8	1
CHF ₃	Trifluoromethane*			-152 e	-136 e	-114.4	-82.3	1
CHI ₃	Triiodomethane	51.1 s	82.7 s	121 e			218.0	5
CHN	Hydrogen cyanide*			-77 s	-52.6 s	-22.7 s	25.4	1,5
CHNO	Cyanic acid			-81.1	-56.8	-23.9	23 e	5
CH ₂ BrCl	Bromochloromethane	-83 e	-69 e	-50 e	-25 e	11.4	67.7	1
CH ₂ Br ₂	Dibromomethane			-37 e	-7 e	35.2	96.5	5
CH ₂ ClF	Chlorofluoromethane		-124 e	-108 e	-86.2	-55.7	-9.4	5
CH ₂ Cl ₂	Dichloromethane*		-92 e	-73 e	-48 e	-12.5	39.3	1
CH ₂ F ₂	Difluoromethane*	-156.7	-145.8	-131.9	-113.6	-88.6	-51.9	1
CH ₂ I ₂	Diiodomethane			17 e	55 e	106.1	181.6	5
CH ₂ O	Formaldehyde*				-91 e	-61.7	-19.3	1
CH ₂ O ₂	Formic acid	-56 s	-40.4 s	-22.3 s	-0.8 s	37.0	100.2	1,5
CH ₃ AsF ₂	Methyldifluoroarsine				-15 e	22.1	76.1	5
CH ₃ BO	Borane carbonyl				-124	-99	-64	4
CH ₃ Br	Bromomethane				-77 e	-44.3	3.3	1
CH ₃ Cl	Chloromethane*	-140.2 s	-128.6 s	-114.7 s	-96 e	-67.1	-24.4	1,33
CH ₃ Cl ₃ Si	Methyltrichlorosilane		-83 e	-61 e	-33 e	7 e	65.7	1
CH ₃ F	Fluoromethane*				-130 e	-111 e	-78.6	1
CH ₃ I	Iodomethane				-49 e	-12.4	42.1	1
CH ₃ NO	Formamide		22 e	53 e	93 e	145.0	218 e	5
CH ₃ NO ₂	Nitromethane				-2 e	40 e	100.8	1
CH ₃ NO ₃	Methyl nitrate		-75 e	-55 e	-27 e	9.8	63 e	5
CH ₄	Methane*	-220 s	-214.2 s	-206.8 s	-197 s	-183.6 s	-161.7	5,41
CH ₄ Cl ₂ Si	Dichloromethylsilane			-77 e	-51 e	-14 e	40.5	1
CH ₄ O	Methanol*	-87 e	-69 e	-47.5	-20.4	15.2	64.2	11
CH ₄ S	Methanethiol		-115 e	-97 e	-74 e	-41.7	5.7	1
CH ₅ ClSi	Chloromethylsilane	-129 e	-115 e	-97.9	-74.4	-41.5	8.3	5
CH ₅ N	Methylamine				-76.7	-48.1	-6.6	1
CH ₆ N ₂	Methylhydrazine			-31 e	-4.7	32.9	91 e	1
CH ₆ OSi	Methyl silyl ether				-90.2	-61.8	-18 e	1
CH ₆ Si	Methylsilane			-144 e	-124.6	-97.5	-57.5	5
CIN	Cyanogen iodide						153.8	5
CNNa	Sodium cyanide		672 e	798	961	1182	1497	4
CN ₄ O ₈	Tetranitromethane				18.0	61.8	124 e	5
CO	Carbon monoxide*			-223 s	-216.5 s	-207.2 s	-191.7	40
COS	Carbon oxysulfide*			-136 e	-117 e	-90.0	-50.4	1
COSe	Carbon oxyselenide			-120	-98	-67	-22	4
CO ₂	Carbon dioxide*	-159.1 s	-148.9 s	-136.7 s	-121.6 s	-103.1 s	-78.6 s	5
CS ₂	Carbon disulfide		-96 e	-76 e	-49 e	-10.9	45.9	1
CSe ₂	Carbon diselenide			-24 e	9.4	56.2	127 e	1
C ₂ Br ₂ ClF ₃	1,2-Dibromo-1-chloro-1,2,2-trifluoroethane						92.3	5
C ₂ Br ₂ F ₄	1,2-Dibromotetrafluoroethane		-97 e	-75 e	-46 e	-7.2	47.1	5
C ₂ Br ₄	Tetrabromoethylene		-54.5 s	-31.7 s	-3.5 s	32.2 s	226.0	5
C ₂ ClF ₃	Chlorotrifluoroethylene	-146 e	-134 e	-119 e	-99 e	-71 e	-28.4	1
C ₂ ClF ₅	Chloropentafluoroethane					-80.3	-39.4	1
C ₂ Cl ₂ F ₄	1,1-Dichlorotetrafluoroethane					-45.4	2.7	5
C ₂ Cl ₂ F ₄	1,2-Dichlorotetrafluoroethane				-76.8	-44.9	3.2	5
C ₂ Cl ₃ F ₃	1,1,1-Trichlorotrifluoroethane						45.6	1,5
C ₂ Cl ₃ F ₃	1,1,2-Trichlorotrifluoroethane					-8.2	47.3	1,5
C ₂ Cl ₃ N	Trichloroacetonitrile				-16 e	25.3	85.1	1
C ₂ Cl ₄	Tetrachloroethylene			-22 e	10 e	54.4	120.7	1
C ₂ Cl ₄ F ₂	1,1,1,2-Tetrachloro-2,2-difluoroethane				-7 e	31.0	91.1	5
C ₂ Cl ₄ F ₂	1,1,2,2-Tetrachloro-1,2-difluoroethane					32.3	92.5	1
C ₂ Cl ₄ O	Trichloroacetyl chloride			-25 e	7 e	51.7	117.8	1,5
C ₂ Cl ₆	Hexachloroethane	-7.6 s	9.9 s	33.6 s	67.7 s	116.9 s	184.2 s	5
C ₂ F ₃ N	Trifluoroacetonitrile				-126.1	-102.5	-67.8	1
C ₂ F ₄	Tetrafluoroethylene				-132.3	-109.7	-75.8	1
C ₂ F ₄ N ₂ O ₄	1,1,2,2-Tetrafluoro-1,2-dinitroethane				-30 e	6.4	59.5	5

Mol. Form.	Name	Temperature in °C for the Indicated Pressure						Ref.
		1 Pa	10 Pa	100 Pa	1 kPa	10 kPa	100 kPa	
C ₂ F ₆	Hexafluoroethane**			−155.2 s	−137.5 s	−113.4 s	−78.4 s	1,5
C ₂ HBrClF ₃	2-Bromo-2-chloro-1,1,1-trifluoroethane				−41.4	−4.8	49.8	1
C ₂ HBr ₃ O	Tribromoacetaldehyde			15.0	52.7	103.0	173.5	5
C ₂ HCIF ₄	1-Chloro-1,1,2,2-tetrafluoroethane			−110 e	−87.6	−57.0	−12.1	5
C ₂ HCl ₂ F ₃	2,2-Dichloro-1,1,1-trifluoroethane		−101.0	−82.2	−57.4	−23.3	26.7	18
C ₂ HCl ₃	Trichloroethylene	−74 e	−59 e	−39 e	−12 e	26.7	86.8	1
C ₂ HCl ₃ O	Trichloroacetaldehyde			−41.6	−9.8	33.8	97.4	5
C ₂ HCl ₃ O ₂	Trichloroacetic acid				83.8	130.0	197.2	1,5
C ₂ HCl ₅	Pentachloroethane		−23 e	3 e	37.4	86.0	159.4	1
C ₂ HF ₃ O ₂	Trifluoroacetic acid					16.8	71.4	1,5
C ₂ HF ₅ O	Trifluoromethyl difluoromethyl ether	−147 e	−136 e	−121 e	−102 e	−75.0	−35.4	20
C ₂ H ₂	Acetylene*			−146.6 s	−130.7 s	−110.6 s	−84.8 s	5
C ₂ H ₂ Br ₂	<i>cis</i> -1,2-Dibromoethylene		−45 e	−21 e	10 e	52.2	114.8	1
C ₂ H ₂ Br ₂	<i>trans</i> -1,2-Dibromoethylene				−4 e	42.2	107.4	5
C ₂ H ₂ Br ₂ Cl ₂	1,2-Dibromo-1,1-dichloroethane					103.6	177.8	5
C ₂ H ₂ Br ₂ Cl ₂	1,2-Dibromo-1,2-dichloroethane		−11 e	22 e	64.1	119 e	193 e	5
C ₂ H ₂ Br ₄	1,1,2,2-Tetrabromoethane	14 e	38 e	69 e	109 e	163.7	242.9	5
C ₂ H ₂ Cl ₂	1,1-Dichloroethylene	−116 e	−101 e	−82 e	−57 e	−21.4	31.2	1
C ₂ H ₂ Cl ₂	<i>cis</i> -1,2-Dichloroethylene			−62 e	−34 e	3.8	60.3	1
C ₂ H ₂ Cl ₂	<i>trans</i> -1,2-Dichloroethylene				−44 e	−7.5	47.3	1
C ₂ H ₂ Cl ₂ F ₂	1,2-Dichloro-1,1-difluoroethane	−101 e	−87 e	−68 e	−42.2	−6.8	46.3	5
C ₂ H ₂ Cl ₂ O	Chloroacetyl chloride			−23.7	5.6	46.1	105.6	5
C ₂ H ₂ Cl ₄	1,1,1,2-Tetrachloroethane	−58 e	−40 e	−15 e	17 e	62.2	129.7	1
C ₂ H ₂ Cl ₄	1,1,2,2-Tetrachloroethane		−22 e	1 e	32.4	76.9	144.7	1
C ₂ H ₂ F ₄	1,1,1,2-Tetrafluoroethane				−94.3	−66.8	−26.4	17
C ₂ H ₂ F ₄	1,1,2,2-Tetrafluoroethane				−96.0	−66.9	−23.3	5
C ₂ H ₂ O	Ketene		−151 e	−135 e	−115 e	−88.2	−50.0	1
C ₂ H ₃ Br	Bromoethylene	−124 e	−110 e	−92 e	−68 e	−34.5	15.4	5
C ₂ H ₃ BrO	Acetyl bromide	−78 e	−65 e	−49 e	−25 e	13.9	84 e	5
C ₂ H ₃ Br ₃	1,1,2-Tribromoethane	−18 e	4 e	32 e	68 e	117.1	188.4	5
C ₂ H ₃ Cl	Chloroethylene	−139 e	−127 e	−110 e	−89 e	−59.0	−14.1	1
C ₂ H ₃ ClF ₂	1-Chloro-1,1-difluoroethane		−123 e	−107 e	−85.3	−55.4	−10.5	5
C ₂ H ₃ ClO	Acetyl chloride	−100 e	−85 e	−66 e	−40 e	−3.6	50.4	1
C ₂ H ₃ ClO ₂	Chloroacetic acid				78.4	123.9	188.9	1
C ₂ H ₃ Cl ₂ F	1,1-Dichloro-1-fluoroethane		−101 e	−83 e	−57.9	−22.7	31.4	5
C ₂ H ₃ Cl ₂ F	1,2-Dichloro-1-fluoroethane			−50 e	−23.8	14.1	73.4	5
C ₂ H ₃ Cl ₃	1,1,1-Trichloroethane				−25.3	14.2	73.7	5
C ₂ H ₃ Cl ₃	1,1,2-Trichloroethane			−23 e	7 e	49.9	113.4	1
C ₂ H ₃ F	Fluoroethylene			−153.3	−135.2	−109.9	−72.2	5
C ₂ H ₃ FO	Acetyl fluoride					−64.1	17.0	5
C ₂ H ₃ F ₃	1,1,1-Trifluoroethane				−113 e	−86.6	−47.8	1
C ₂ H ₃ F ₃ O	2,2,2-Trifluoroethanol			−33 e	−8 e	26.0	74 e	5
C ₂ H ₃ I	Iodoethylene				−41 e	−3 e	55.6	5
C ₂ H ₃ IO	Acetyl iodide				−0.6	47 e	107.0	5
C ₂ H ₃ N	Acetonitrile				−20 e	21.4	81.2	1
C ₂ H ₃ NO	Methylisocyanate				−43.5	−10.2	38.8	1
C ₂ H ₃ NS	Methyl thiocyanate			−18.4	16.2	63.5	132.5	5
C ₂ H ₄	Ethylene*				−155.6	−135.1	−104.0	1,10
C ₂ H ₄ BrCl	1-Bromo-2-chloroethane				−0.4	41.7	105.7	6
C ₂ H ₄ Br ₂	1,1-Dibromoethane		−49 e	−26 e	5 e	46.4	107.6	5
C ₂ H ₄ Br ₂	1,2-Dibromoethane				18 e	62.2	130.9	1
C ₂ H ₄ ClF	1-Chloro-1-fluoroethane				−69.9	−36.1	15.8	5
C ₂ H ₄ Cl ₂	1,1-Dichloroethane		−84 e	−64 e	−36.7	1.0	56.9	1
C ₂ H ₄ Cl ₂	1,2-Dichloroethane				−16.4	23.7	83.1	1
C ₂ H ₄ F ₂	1,1-Difluoroethane			−115.2	−94.6	−66.1	−24.3	19
C ₂ H ₄ N ₂ O ₆	Ethylene glycol dinitrate	4 e	25.6	51.0	81 e	117 e	162 e	5
C ₂ H ₄ O	Acetaldehyde		−105 e	−87 e	−62.8	−29.4	20.0	5
C ₂ H ₄ O	Ethylene oxide		−111 e	−93 e	−70 e	−37.0	10.2	1
C ₂ H ₄ O ₂	Acetic acid	−42.8 s	−26.7 s	−8 s	14.2 s	55.9	117.5	1,5
C ₂ H ₄ O ₂	Methyl formate		−95 e	−76 e	−51.8	−18.1	31.4	5

Mol. Form.	Name	Temperature in °C for the Indicated Pressure						Ref.
		1 Pa	10 Pa	100 Pa	1 kPa	10 kPa	100 kPa	
C ₂ H ₄ O ₃	Peroxyacetic acid				14.4	55.3	109.7	5
C ₂ H ₄ O ₃	Glycolic acid						99.9	5
C ₂ H ₅ AsF ₂	Ethylidifluoroarsine			−36 e	−6.0	35.0	93.1	5
C ₂ H ₅ Br	Bromoethane	−111 e	−96 e	−77 e	−51.3	−15.5	38.0	5
C ₂ H ₅ Cl	Chloroethane	−126 e	−112 e	−94 e	−70 e	−37.0	12.0	1
C ₂ H ₅ ClO	2-Chloroethanol		−61 e	−39 e	−12 e	23 e	67.1	5
C ₂ H ₅ ClO	Chloromethyl methyl ether	−96 e	−80 e	−59 e	−32 e	6 e	61 e	5
C ₂ H ₅ Cl ₃ OSi	Trichloroethoxysilane	−78 e	−60 e	−36.0	−4.6	38.7	102.0	5
C ₂ H ₅ Cl ₃ Si	Trichloroethylsilane	−79 e	−61 e	−38 e	−8 e	34.9	98.7	5
C ₂ H ₅ F	Fluoroethane		−142 e	−127 e	−106.3	−78.7	−37.9	1
C ₂ H ₅ FO	2-Fluoroethanol			−22 e	8.3	47.5	99 e	5
C ₂ H ₅ I	Iodoethane	−94 e	−78 e	−56 e	−27.9	11.9	71.9	5
C ₂ H ₅ N	Ethyleneimine		−74 e	−55 e	−30 e	4.1	55 e	5
C ₂ H ₅ NO	Acetamide	16.7 s	39.1 s	65.2 s	102.8	150.8	218.2	5
C ₂ H ₅ NO	<i>N</i> -Methylformamide		13 e	41 e	78 e	127.9	199.1	1
C ₂ H ₅ NO ₂	Nitroethane	−61 e	−44 e	−21 e	8.3	50.1	113.5	5
C ₂ H ₅ NO ₃	Ethyl nitrate	−81 e	−63 e	−41 e	−12 e	28.2	87 e	1
C ₂ H ₆	Ethane*	−183.3 s	−173.2	−161.3	−145.3	−122.8	−88.8	41
C ₂ H ₆ Cl ₂ Si	Dichlorodimethylsilane					11.1	70.1	5
C ₂ H ₆ Hg	Dimethyl mercury				−13.5	29.0	92.1	5
C ₂ H ₆ N ₂ O	<i>N</i> -Nitrosodimethylamine				30.7	80.5	149.8	5
C ₂ H ₆ O	Ethanol	−73 e	−56 e	−34 e	−7 e	29.2	78.0	1,5
C ₂ H ₆ O	Dimethyl ether*		−135 e	−118 e	−96.8	−67.6	−25.1	1,5
C ₂ H ₆ OS	Dimethyl sulfoxide			27.4	65.0	115.9	188.6	1
C ₂ H ₆ O ₂	Ethylene glycol	2 e	24 e	51.1	86.1	132.5	196.9	1
C ₂ H ₆ O ₂	Ethyl hydroperoxide	−70 e	−49 e	−25 e	6.8	47.0	101 e	5
C ₂ H ₆ O ₂ S	Dimethyl sulfone				109 e	166.8	248.9	5
C ₂ H ₆ S	Ethanethiol	−112 e	−97 e	−78 e	−53 e	−18 e	34.7	1
C ₂ H ₆ S	Dimethyl sulfide		−96 e	−77 e	−51.2	−16.0	37.0	1,5
C ₂ H ₆ S ₂	Dimethyl disulfide	−71 e	−53 e	−29 e	1.7	45.0	109.3	5
C ₂ H ₇ BO ₂	Dimethoxyborane	−116 e	−101.9	−83.5	−59.2	−25.4	25 e	5
C ₂ H ₇ N	Ethylamine			−71 e	−53 e	−27 e	16.4	1
C ₂ H ₇ N	Dimethylamine			−88 e	−66.9	−37.2	6.6	1
C ₂ H ₇ NO	Ethanolamine		11 e	35 e	66.2	109.0	170.6	1
C ₂ H ₈ N ₂	1,2-Ethanediamine				17.0	57.5	116.6	1,5
C ₂ H ₈ N ₂	1,1-Dimethylhydrazine			−52 e	−25.6	10.5	63 e	5
C ₂ H ₈ N ₂	1,2-Dimethylhydrazine		−49 e	−33 e	−9 e	26.4	88 e	1
C ₂ N ₂	Cyanogen	−127 s	−114.1 s	−98.5 s	−79.2 s	−54.9 s	−21.4	5
C ₃ ClF ₅ O	Chloropentafluoroacetone	−122 e	−109 e	−93 e	−71 e	−39.4	7.4	5
C ₃ Cl ₆	Hexachloropropene	−12 e	11 e	40 e	79 e	132.8	213.6	5
C ₃ F ₆	Perfluoropropene	−150 e	−138 e	−122 e	−101 e	−72 e	−30.6	5
C ₃ F ₆ O	Perfluoroacetone			−113 e	−94 e	−67.8	−27.6	5
C ₃ F ₈	Perfluoropropane		−139 e	−124 e	−105 e	−77.5	−37.0	1
C ₃ HN	Cyanoacetylene			−58.7 s	−35.6 s	−7 s	42.0	5
C ₃ H ₂ F ₆ O	1,1,1,3,3,3-Hexafluoro-2-propanol					12.7	57.1	5
C ₃ H ₃ F ₅	1,1,1,2,2-Pentafluoropropane					−60 e	−17.9	5
C ₃ H ₃ N	2-Propenenitrile		−72 e	−50 e	−22 e	17.7	77.0	1
C ₃ H ₃ NS	Thiazole					54.4	117.8	5
C ₃ H ₄	Allene*		−129 e	−118 e	−101.4	−76.7	−34.7	5
C ₃ H ₄	Propyne				−94 e	−65.3	−23.2	1
C ₃ H ₄ ClF ₃	3-Chloro-1,1,1-trifluoropropane	−102 e	−87 e	−68 e	−43 e	−8 e	45.3	5
C ₃ H ₄ Cl ₂ O	1,1-Dichloroacetone				1 e	47.8	118.0	5
C ₃ H ₄ Cl ₂ O ₂	Methyl dichloroacetate	−44 e	−25 e	0 e	33 e	77.7	142.3	5
C ₃ H ₄ Cl ₄	1,1,1,2-Tetrachloropropane	−48 e	−28 e	−2 e	32 e	79.1	149.5	5
C ₃ H ₄ F ₄ O	2,2,3,3-Tetrafluoro-1-propanol			−10 e	17 e	53.9	107.2	5
C ₃ H ₄ O	Acrolein		−87 e	−67 e	−40 e	−3.0	52.8	1
C ₃ H ₄ O ₂	Propenoic acid				35 e	78.0	140.7	1
C ₃ H ₄ O ₂	Vinyl formate			−58 e	−34 e	−1.6	46.2	1
C ₃ H ₄ O ₂	2-Oxetanone		−21 e	8 e	45.5	93.8	159.3	5
C ₃ H ₄ O ₃	Ethylene carbonate	12.7 s	37 e				247	5

Mol. Form.	Name	Temperature in °C for the Indicated Pressure						Ref.
		1 Pa	10 Pa	100 Pa	1 kPa	10 kPa	100 kPa	
C ₃ H ₅ Br	<i>cis</i> -1-Bromopropene	-100 e	-84 e	-64 e	-37 e	1.0	57.4	5
C ₃ H ₅ Br	2-Bromopropene	-112 e	-95 e	-75 e	-47 e	-9 e	48.0	5
C ₃ H ₅ Br	3-Bromopropene	-98 e	-80 e	-58 e	-28 e	12 e	69.6	5
C ₃ H ₅ Cl	<i>cis</i> -1-Chloropropene	-114 e	-100 e	-81 e	-55 e	-20.1	32.4	5
C ₃ H ₅ Cl	<i>trans</i> -1-Chloropropene		-97 e	-77 e	-52 e	-16.2	37.0	5
C ₃ H ₅ Cl	2-Chloropropene	-120 e	-106 e	-87 e	-63 e	-28.7	22.3	5
C ₃ H ₅ Cl	3-Chloropropene	-107 e	-92 e	-72.4	-46.3	-9.8	44.6	5
C ₃ H ₅ ClO	Epichlorohydrin			-21 e	11 e	53.8	115.5	5
C ₃ H ₅ ClO ₂	Methyl chloroacetate		-28 e	-5 e	25 e	66.9	129.1	5
C ₃ H ₅ Cl ₃	1,1,3-Trichloropropane	-51 e	-31 e	-5 e	28 e	75.3	145.1	5
C ₃ H ₅ Cl ₃	1,2,3-Trichloropropane			2 e	37 e	84.9	156.3	5
C ₃ H ₅ Cl ₃ Si	Trichloro-2-propenylsilane					53.0	116.5	5
C ₃ H ₅ I	3-Iodopropene	-80 e	-62 e	-39 e	-8 e	36 e	101.5	5
C ₃ H ₅ N	Propanenitrile	-69.4	-55.3	-36.0	-7.9	35.2	97.4	1,5
C ₃ H ₅ NO	Acrylamide			109.6	161 e			5
C ₃ H ₅ NO	3-Hydroxypropanenitrile	-11 e	18 e	53 e	96.1	150.3	220.8	5
C ₃ H ₅ NS	Ethyl thiocyanate	-39 e	-20 e	4 e	35 e	79.1	143.4	5
C ₃ H ₅ NS	Ethyl isothiocyanate				17.4	66 e	136 e	5
C ₃ H ₅ N ₃ O ₉	Trinitroglycerol	48.6	75.7	118 e	191 e	353 e	1007 e	5
C ₃ H ₆	Propene*	-160.6	-149.0	-134.3	-114.9	-88.2	-47.9	1,5
C ₃ H ₆	Cyclopropane			-124 e	-104 e	-75.7	-33.1	1
C ₃ H ₆ BrCl	1-Bromo-3-chloropropane	-51 e	-31 e	-6 e	28 e	74.1	142.9	5
C ₃ H ₆ Br ₂	1,2-Dibromopropane	-46 e	-26 e	-2 e	31 e	75.3	139.5	5
C ₃ H ₆ Br ₂	1,3-Dibromopropane	-30 e	-9 e	17 e	52 e	98.7	166.8	5
C ₃ H ₆ Cl ₂	1,1-Dichloropropane				-14 e	27.0	87.7	5
C ₃ H ₆ Cl ₂	1,2-Dichloropropane	-78 e	-61 e	-38.1	-8.1	33.7	95.9	5
C ₃ H ₆ Cl ₂	1,3-Dichloropropane	-65 e	-46 e	-22 e	10 e	54.0	119.9	5
C ₃ H ₆ Cl ₂	2,2-Dichloropropane				-28 e	10.8	68.9	5
C ₃ H ₆ Cl ₂ O	1,3-Dichloro-2-propanol			21.8	59.0	107.6	173.9	5
C ₃ H ₆ N ₂ O ₄	1,1-Dinitropropane	-9 e	12 e	39 e	73.2	120 e	187 e	5
C ₃ H ₆ O	Allyl alcohol	-63 e	-48 e	-21.9	6.8	44.5	96.2	5
C ₃ H ₆ O	Methyl vinyl ether			-114 e	-89 e	-52.7	4.6	1
C ₃ H ₆ O	Propanal			-69 e	-42 e	-6 e	47.7	1
C ₃ H ₆ O	Acetone	-95	-81.8	-62.8	-35.6	1.3	55.7	1,5
C ₃ H ₆ O	Methyloxirane	-109 e	-95 e	-76 e	-51.5	-17.2	33.9	5
C ₃ H ₆ O ₂	Propanoic acid			0 e	35.1	79.9	140.8	1,5
C ₃ H ₆ O ₂	Ethyl formate		-80 e	-61 e	-35 e	1 e	54.0	1
C ₃ H ₆ O ₂	Methyl acetate	-95 e	-79 e	-59 e	-33 e	3.3	56.6	1
C ₃ H ₆ O ₂	1,3-Dioxolane		-72 e	-50 e	-22 e	17.0	75.3	1
C ₃ H ₆ O ₃	1,3,5-Trioxane					53 e	113.7	1
C ₃ H ₆ S	Thietane		-62 e	-40 e	-9 e	32.5	94.5	5
C ₃ H ₇ Br	1-Bromopropane	-95 e	-78 e	-57 e	-28 e	11.6	70.6	1
C ₃ H ₇ Br	2-Bromopropane		-84 e	-65 e	-39.6	-1.7	59.1	1,5
C ₃ H ₇ Cl	1-Chloropropane	-106 e	-90 e	-71 e	-44.5	-8.1	46.2	1
C ₃ H ₇ Cl	2-Chloropropane		-91 e	-74 e	-51.1	-17.8	35.4	1,5
C ₃ H ₇ ClO	2-Chloro-1-propanol				23 e	63.8	125.7	5
C ₃ H ₇ F	1-Fluoropropane	-133 e	-120 e	-103 e	-80.7	-49.4	-2.8	5
C ₃ H ₇ I	1-Iodopropane	-78 e	-60 e	-37 e	-6 e	36.9	102.0	5
C ₃ H ₇ I	2-Iodopropane	-89 e	-71 e	-47 e	-16.3	26.5	89.2	5
C ₃ H ₇ N	Allylamine		-88 e	-65 e	-37 e	0.4	52 e	5
C ₃ H ₇ NO	<i>N,N</i> -Dimethylformamide	-39 e	-20 e	5 e	38.0	83.9	152.6	1
C ₃ H ₇ NO	<i>N</i> -Methylacetamide	-13.3 s	13 s	43 e	83.8	136.1	206.3	5
C ₃ H ₇ NO ₂	1-Nitropropane	-56 e	-37 e	-13 e	20 e	64.8	130.8	1
C ₃ H ₇ NO ₂	2-Nitropropane		-48 e	-22 e	10.7	55.6	119.8	1
C ₃ H ₇ NO ₃	Propyl nitrate			-23.9	6.1	48.1	111 e	5
C ₃ H ₈	Propane*	-156.9	-145.6	-130.9	-111.4	-83.8	-42.3	1,41
C ₃ H ₈ O	1-Propanol	-54 e	-38 e	-16 e	10 e	47 e	96.9	1,5
C ₃ H ₈ O	2-Propanol	-65 e	-49 e	-28 e	-1.3	33.6	82.0	1,5
C ₃ H ₈ O	Ethyl methyl ether	-98 e	-89 e	-77 e	-60 e	-34.8	7.0	5
C ₃ H ₈ O ₂	1,2-Propylene glycol	-11 e	13 e	42 e	78 e	125.0	187.2	5

Mol. Form.	Name	Temperature in °C for the Indicated Pressure						Ref.
		1 Pa	10 Pa	100 Pa	1 kPa	10 kPa	100 kPa	
C ₃ H ₈ O ₂	1,3-Propylene glycol	4 e	30 e	62 e	101 e	149.9	214.0	5
C ₃ H ₈ O ₂	Ethylene glycol monomethyl ether	-57 e	-37 e	-12 e	21 e	63.8	124.3	1
C ₃ H ₈ O ₂	Dimethoxymethane	-93 e	-81 e	-64 e	-42 e	-9.3	41.7	5
C ₃ H ₈ O ₃	Glycerol	96 e	113 e	136 e	168 e	213.4	287 e	1
C ₃ H ₈ S	1-Propanethiol	-94 e	-78 e	-57 e	-29.1	9.6	67.4	1,5
C ₃ H ₈ S	2-Propanethiol	-102 e	-87 e	-67 e	-41 e	-3 e	52.2	1
C ₃ H ₈ S	Ethyl methyl sulfide	-94 e	-78 e	-57 e	-29.7	8.8	66.3	1
C ₃ H ₈ S ₂	1,3-Propanedithiol	-53 e	-28 e	3 e	43 e	97 e	172.4	5
C ₃ H ₉ As	Trimethylarsine			-74 e	-45 e	-5.4	52.0	5
C ₃ H ₉ BO ₃	Trimethyl borate				-14 e	15.6	67.9	5
C ₃ H ₉ BS	Methyl dimethylthioborane			-62 e	-30.4	11.4	70.7	5
C ₃ H ₉ ClSi	Trimethylchlorosilane				-37.8	0.4	57.3	5
C ₃ H ₉ N	Propylamine		-81 e	-63 e	-38.3	-4.1	46.9	1,5
C ₃ H ₉ N	Isopropylamine		-91 e	-74 e	-50.4	-17.6	31.5	1,5
C ₃ H ₉ N	Trimethylamine		-114 e	-97 e	-75.0	-43.8	2.6	1,5
C ₃ H ₉ NO	1-Amino-2-propanol			18 e	53.2	98.2	157.9	5
C ₃ H ₉ O ₄ P	Trimethyl phosphate	-31 e	-7 e	23.6	62.8	116.0	192.0	5
C ₃ H ₉ P	Trimethylphosphine			-81 e	-53 e	-15.0	37.1	5
C ₃ H ₉ Sb	Trimethylstibine			-56 e	-23.8	19 e	80 e	5
C ₃ H ₁₀ N ₂	1,2-Propanediamine		-35.4	-12.0	18.8	61 e	119 e	5
C ₃ N ₂ O	Carbonyl dicyanide				-21.7	15.3	65.2	5
C ₄ Cl ₆	Hexachloro-1,3-butadiene	-1 e	22 e	50 e	86.7	137.0	209.7	5
C ₄ F ₆ O ₃	Trifluoroacetic acid anhydride			-63 e	-39 e	-7.1	38.8	5
C ₄ F ₈	Perfluorocyclobutane						-6.2	1
C ₄ F ₁₀	Perfluorobutane		-122 e	-105 e	-82 e	-49.8	-2.5	1,5
C ₄ H ₂ Cl ₂ O ₂	<i>trans</i> -2-Butenediyl dichloride			8.0	45.6	94.3	159.8	5
C ₄ H ₂ Cl ₂ S	2,5-Dichlorothiophene			-20 e	22 e	81.4	171 e	5
C ₄ H ₂ O ₃	Maleic anhydride				73.7	127.9	201.7	5
C ₄ H ₃ ClS	2-Chlorothiophene		-62 e	-35 e	2 e	51.8	123 e	5
C ₄ H ₃ IS	2-Iodothiophene			-25 e	23 e	94.9	181.0	5
C ₄ H ₄	1-Buten-3-yne			-96.1	-73.4	-41.8	4.9	5
C ₄ H ₄ N ₂	Succinonitrile	24.8 s					266.0	5
C ₄ H ₄ O	Furan			-78 e	-54 e	-20 e	31.0	1
C ₄ H ₄ O ₂	Diketene				19.3	63.3	126 e	5
C ₄ H ₄ O ₃	Succinic anhydride				121 e	180.8	260.8	5
C ₄ H ₄ O ₄	Fumaric acid	123.9 s	150 s	180 s				5
C ₄ H ₄ S	Thiophene				-17 e	23.7	83.7	5
C ₄ H ₅ Cl	2-Chloro-1,3-butadiene	-113 e	-95 e	-71 e	-41 e	0.3	59.0	5
C ₄ H ₅ ClO	2-Methyl-2-propenyl chloride		-57 e	-35 e	-5 e	36.4	98.2	5
C ₄ H ₅ Cl ₃ O ₂	Ethyl trichloroacetate			15.3	51.9	100.1	166.6	5
C ₄ H ₅ N	3-Butenenitrile	-67 e	-48 e	-23.1	9.3	53.7	118.4	5
C ₄ H ₅ N	Methylacrylonitrile				-12 e	29.0	89.8	5
C ₄ H ₅ N	Pyrrole			-8 e	24 e	66.7	129.4	1
C ₄ H ₅ NO ₂	Methyl cyanoacetate	-3 e	19 e	48 e	84 e	134.0	204.6	5
C ₄ H ₅ NS	Allyl isothiocyanate	-45 e	-27 e	-3 e	32.1	89 e	198 e	5
C ₄ H ₅ NS	4-Methylthiazole						67.0	5
C ₄ H ₆	1,2-Butadiene	-132 e	-117 e	-98 e	-72.8	-38.9	10.5	5
C ₄ H ₆	1,3-Butadiene*			-106 e	-83 e	-51.9	-4.7	1
C ₄ H ₆	1-Butyne	-125 e	-111 e	-94 e	-71.2	-39.4	7.8	1
C ₄ H ₆	2-Butyne		-89.2 s	-73.8 s	-53.5 s	-23.9	26.6	5
C ₄ H ₆ Cl ₂ O ₂	Ethyl dichloroacetate			2.6	40.1	89.1	156.3	5
C ₄ H ₆ O	Divinyl ether		-99 e	-80 e	-56 e	-22.1	28.0	5
C ₄ H ₆ O	<i>trans</i> -2-Butenal	-74 e	-56 e	-33 e	-3 e	39.7	102.4	5
C ₄ H ₆ O	3-Buten-2-one					21 e	81.0	5
C ₄ H ₆ O	Cyclobutanone			-34 e	-4 e	37.1	97 e	5
C ₄ H ₆ O ₂	<i>cis</i> -Crotonic acid			30 e	63 e	106.7	168.9	5
C ₄ H ₆ O ₂	<i>trans</i> -Crotonic acid				74 e	120.8	184.9	5
C ₄ H ₆ O ₂	3-Butenoic acid	-19 e	2 e	27 e	61 e	105.6	168.6	5
C ₄ H ₆ O ₂	Methacrylic acid			22 e	56 e	99.9	161.5	5
C ₄ H ₆ O ₂	Vinyl acetate	-88 e	-71 e	-50 e	-22 e	16.2	72.2	1

Mol. Form.	Name	Temperature in °C for the Indicated Pressure						Ref.
		1 Pa	10 Pa	100 Pa	1 kPa	10 kPa	100 kPa	
C ₄ H ₆ O ₂	Methyl acrylate		-71 e	-48 e	-18 e	22 e	79.9	5
C ₄ H ₆ O ₂	2,3-Butanedione					30.7	84.8	5
C ₄ H ₆ O ₂	gamma-Butyrolactone		-17 e	24 e	72 e	130.2	203 e	5
C ₄ H ₆ O ₃	Acetic anhydride	-44 e	-25 e	-1 e	31 e	75.1	139.7	1
C ₄ H ₆ O ₃	Propylene carbonate	-40 e	-5 e	43 e	112 e	220 e	410 e	5
C ₄ H ₆ O ₄	Dimethyl oxalate					50.5	98.1	5
C ₄ H ₇ Br	<i>trans</i> -1-Bromo-1-butene	-87 e	-68 e	-43.3	-11.4	31.9	94.4	5
C ₄ H ₇ Br	2-Bromo-1-butene	-87 e	-70 e	-48 e	-20 e	20.7	80.6	5
C ₄ H ₇ Br	<i>cis</i> -2-Bromo-2-butene	-90 e	-72 e	-49.0	-18.5	23.5	85.2	5
C ₄ H ₇ Br	<i>trans</i> -2-Bromo-2-butene	-86 e	-67 e	-43.4	-12.0	31.0	93.5	5
C ₄ H ₇ Br ₃	1,2,3-Tribromobutane	0 e	23 e	53 e	91 e	143.7	219.5	5
C ₄ H ₇ Br ₃	1,2,4-Tribromobutane	-3 e	20 e	49 e	87 e	139.4	214.5	5
C ₄ H ₇ Cl	3-Chloro-1-butene			-64 e	-36 e	4 e	63.6	5
C ₄ H ₇ Cl	<i>cis</i> -2-Chloro-2-butene	-100 e	-83 e	-62 e	-34 e	6 e	66.4	5
C ₄ H ₇ Cl	<i>trans</i> -2-Chloro-2-butene	-102 e	-86 e	-65 e	-37 e	3 e	62.2	5
C ₄ H ₇ Cl	3-Chloro-2-methylpropene		-75 e	-54 e	-25 e	13.8	71.5	5
C ₄ H ₇ ClO ₂	Ethyl chloroacetate			-2.6	32.6	79.1	143.8	5
C ₄ H ₇ N	Butanenitrile	-67 e	-48 e	-24 e	8 e	52.3	117.2	1
C ₄ H ₈	1-Butene	-139.0	-125.2	-107.8	-85.3	-53.7	-6.6	1,5
C ₄ H ₈	<i>cis</i> -2-Butene	-131.2	-117.4	-99.8	-76.7	-44.8	3.4	1,5
C ₄ H ₈	<i>trans</i> -2-Butene			-102 e	-80 e	-47.6	0.6	1
C ₄ H ₈	Isobutene	-139.1	-125.5	-108.2	-85.5	-54.5	-7.3	1,5
C ₄ H ₈	Cyclobutane				-71.8	-38.1	12.1	5
C ₄ H ₈	Methylcyclopropane	-130 e	-116 e	-99.3	-76.3	-44.2	4.2	5
C ₄ H ₈ Br ₂	1,2-Dibromobutane	-54 e	-30 e	0.4	39.6	92.1	166.1	5
C ₄ H ₈ Br ₂	1,4-Dibromobutane	-13 e	9 e	37 e	74 e	124.0	196.5	5
C ₄ H ₈ Cl ₂	1,1-Dichlorobutane			-25 e	6 e	49.3	113.4	5
C ₄ H ₈ Cl ₂	1,2-Dichlorobutane			-28.4	5.8	53.1	123.1	5
C ₄ H ₈ Cl ₂	1,4-Dichlorobutane		-26 e	0 e	35 e	82.4	153.4	5
C ₄ H ₈ Cl ₂	2,2-Dichlorobutane		-58 e	-35 e	-5 e	37.8	102.1	5
C ₄ H ₈ Cl ₂ O	Bis(2-chloroethyl) ether	-32 e	-9 e	19.8	56.9	106.9	177.9	5
C ₄ H ₈ O	Ethyl vinyl ether		-102 e	-81 e	-53.1	-16.5	34.7	5
C ₄ H ₈ O	1,2-Epoxybutane	-135 e	-114 e	-87 e	-53 e	-5.5	62.1	5
C ₄ H ₈ O	Butanal	-88 e	-72 e	-50 e	-22 e	16.6	74.5	1,5
C ₄ H ₈ O	Isobutanal			-56 e	-29 e	8 e	63.8	1
C ₄ H ₈ O	2-Butanone	-85 e	-68 e	-46 e	-18.1	21.2	79.2	1
C ₄ H ₈ O	Tetrahydrofuran	-94 e	-78 e	-57.3	-29.8	9 e	65.6	1
C ₄ H ₈ O ₂	Butanoic acid			12.9	52.2	101.4	163.3	1,5
C ₄ H ₈ O ₂	2-Methylpropanoic acid	-30.1	-8.2	18.1	50.5	92.9	154.0	5
C ₄ H ₈ O ₂	Propyl formate	-78 e	-62 e	-42 e	-15.1	23.0	80.4	1,5
C ₄ H ₈ O ₂	Isopropyl formate	-80 e	-65 e	-47 e	-22.2	13.2	67.7	5
C ₄ H ₈ O ₂	Ethyl acetate	-83 e	-66 e	-45 e	-18 e	20.4	76.8	1
C ₄ H ₈ O ₂	Methyl propanoate	-80 e	-64 e	-43 e	-15.8	22.2	79.0	1
C ₄ H ₈ O ₂	<i>cis</i> -2-Butene-1,4-diol	17 e	44 e	77 e	117.4	168.5	234.9	5
C ₄ H ₈ O ₂	1,3-Dioxane			-37 e	-3 e	43.4	106.0	5
C ₄ H ₈ O ₂	1,4-Dioxane					39.6	101.0	1
C ₄ H ₈ O ₂ S	Sulfolane		49 e	87 e	135 e	198.0	283.5	5
C ₄ H ₈ S	Tetrahydrothiophene	-66 e	-47 e	-23 e	9.4	54.1	120.5	1
C ₄ H ₉ Br	1-Bromobutane	-68.4	-53.9	-34.1	-5.4	37.6	101.1	1,5
C ₄ H ₉ Br	2-Bromobutane	-86 e	-68 e	-46 e	-16 e	26.6	90.7	5
C ₄ H ₉ Br	1-Bromo-2-methylpropane	-85 e	-68 e	-46 e	-16 e	26.8	91.1	5
C ₄ H ₉ Br	2-Bromo-2-methylpropane					11.7	72.4	1,5
C ₄ H ₉ Cl	1-Chlorobutane	-87 e	-71 e	-49 e	-21 e	18.4	78.1	1
C ₄ H ₉ Cl	2-Chlorobutane	-96 e	-80 e	-59 e	-31.0	8.5	67.9	1
C ₄ H ₉ Cl	1-Chloro-2-methylpropane	-94 e	-78 e	-56.6	-28.7	10.2	68.5	5
C ₄ H ₉ Cl	2-Chloro-2-methylpropane					-4.2	50.3	5
C ₄ H ₉ Cl ₃ Si	Butyltrichlorosilane					77.2	148.4	5
C ₄ H ₉ F	1-Fluorobutane	-114 e	-99 e	-80 e	-55 e	-20.0	32.1	5
C ₄ H ₉ F	2-Fluorobutane	-117 e	-103 e	-85 e	-60.7	-26.7	24.7	5
C ₄ H ₉ I	1-Iodobutane	-62 e	-43 e	-19 e	14 e	60.5	130.0	5

Mol. Form.	Name	Temperature in °C for the Indicated Pressure						Ref.
		1 Pa	10 Pa	100 Pa	1 kPa	10 kPa	100 kPa	
C ₄ H ₉ I	2-Iodobutane	−70 e	−51 e	−27 e	5 e	50 e	119.5	5
C ₄ H ₉ I	1-Iodo-2-methylpropane		−47 e	−21.4	12.0	56.8	120.0	5
C ₄ H ₉ I	2-Iodo-2-methylpropane	−75.1 s	−58.8 s	−39.5 s	−5.2	41 e	100.0	5
C ₄ H ₉ N	Pyrrolidine		−59 e	−38 e	−10 e	28.5	86.2	1
C ₄ H ₉ NO	<i>N</i> -Methylpropanamide				81.1	105 e		5
C ₄ H ₉ NO	<i>N,N</i> -Dimethylacetamide	−8 e	8 e	28.0	56.4	98.2	165.7	1
C ₄ H ₉ NO	2-Butanone oxime		−18 e	7 e	38.9	81.9	142.9	5
C ₄ H ₉ NO	Morpholine				21 e	64.5	128.5	1
C ₄ H ₉ NO ₃	Isobutyl nitrate			−18 e	15.1	59.2	123.0	5
C ₄ H ₁₀	Butane*	−134.3	−121.0	−103.9	−81.1	−49.1	−0.8	1,41
C ₄ H ₁₀	Isobutane*		−129.0	−113.0	−90.9	−59.4	−12.0	1,41
C ₄ H ₁₀ O	1-Butanol	−37 e	−20 e	0 e	28 e	64 e	117.4	1
C ₄ H ₁₀ O	2-Butanol	−50 e	−34 e	−14 e	12.6	48.2	99.2	1,5
C ₄ H ₁₀ O	2-Methyl-1-propanol	−39 e	−24 e	−5 e	20.9	56.0	107.6	1,5
C ₄ H ₁₀ O	2-Methyl-2-propanol					34.4	82.1	1,5
C ₄ H ₁₀ O	Diethyl ether	−111 e	−96 e	−77 e	−52.6	−17.8	34.1	1
C ₄ H ₁₀ O	Methyl propyl ether				−40 e	−11.3	38.7	5
C ₄ H ₁₀ O	Isopropyl methyl ether				−56 e	−21.2	30.4	5
C ₄ H ₁₀ O ₂	1,3-Butanediol	−4 e	23 e	55 e	94 e	142.9	206.1	5
C ₄ H ₁₀ O ₂	1,4-Butanediol		45 e	77 e	116 e	164.7	227.6	5
C ₄ H ₁₀ O ₂	2,3-Butanediol		15 e	43 e	77 e	121.2	180.3	5
C ₄ H ₁₀ O ₂	Ethylene glycol monoethyl ether	−49 e	−29 e	−3 e	30 e	73.6	135.3	1
C ₄ H ₁₀ O ₂	Ethylene glycol dimethyl ether			−44 e	−15 e	25.2	85.2	1
C ₄ H ₁₀ O ₂	Dimethylacetal	−89 e	−74 e	−55 e	−29 e	7.7	64.1	5
C ₄ H ₁₀ O ₂	Diethylperoxide				−39 e	3.6	65.0	5
C ₄ H ₁₀ O ₂ S	Bis(2-hydroxyethyl) sulfide			31 e	114.2		282.0	5
C ₄ H ₁₀ O ₃	Diethylene glycol	35 e	58 e	86 e	123 e	173.6	245.2	1
C ₄ H ₁₀ O ₄ S	Diethyl sulfate		3 e	36 e	79 e	134 e	208.3	5
C ₄ H ₁₀ S	1-Butanethiol	−77 e	−59 e	−37 e	−6 e	35.4	98.0	5
C ₄ H ₁₀ S	2-Butanethiol	−86 e	−69 e	−47 e	−17 e	23.4	84.5	5
C ₄ H ₁₀ S	2-Methyl-1-propanethiol		−66 e	−44 e	−15 e	26.5	88.1	5
C ₄ H ₁₀ S	2-Methyl-2-propanethiol					5.8	63.8	5
C ₄ H ₁₀ S	Diethyl sulfide	−80 e	−62 e	−40 e	−10.8	30.3	91.7	1
C ₄ H ₁₀ S	Methyl propyl sulfide	−78 e	−61 e	−38 e	−8 e	33.1	95.1	5
C ₄ H ₁₀ S	Isopropyl methyl sulfide	−85 e	−68 e	−46 e	−17 e	23.4	84.3	5
C ₄ H ₁₀ S ₂	1,4-Butanedithiol	−17 e	5 e	32 e	69.1	119.9	195.1	5
C ₄ H ₁₀ S ₂	Diethyl disulfide	−46 e	−26 e	0 e	35 e	82.4	153.5	5
C ₄ H ₁₁ N	Butylamine			−46 e	−18.1	20.0	75.9	5
C ₄ H ₁₁ N	<i>sec</i> -Butylamine			−55 e	−29.1	7.5	62.3	5
C ₄ H ₁₁ N	<i>tert</i> -Butylamine			−67 e	−42.4	−8.1	43.7	5
C ₄ H ₁₁ N	Isobutylamine	−85 e	−70 e	−50 e	−24.5	12.0	67.3	5
C ₄ H ₁₁ N	Diethylamine			−46 e	−26 e	5 e	55.2	1
C ₄ H ₁₁ NO	<i>N,N</i> -Dimethylethanolamine	−52 e	−31 e	−6 e	27 e	70.9	133 e	5
C ₄ H ₁₁ NO ₂	Diethanolamine	53 e	77 e	107 e	146 e	197.3	268 e	5
C ₄ H ₁₂ BN	(Dimethylamino)dimethyl-borane		−81 e	−60.1	−31.9	7.0	64.2	5
C ₄ H ₁₂ Cl ₂ OSi ₂	1,3-Dichloro-1,1,3,3-tetramethyldisiloxane		−33 e	−9 e	23.8	69.1	136.5	5
C ₄ H ₁₂ O ₄ Si	Tetramethyl silicate				14.4	59.3	119.7	5
C ₄ H ₁₂ Si	Tetramethylsilane			−83 e	−59 e	−25 e	26.7	5
C ₄ H ₁₂ Sn	Tetramethylstannane			−55.0	−25.6	16.6	77.7	5
C ₄ H ₁₃ N ₃	Diethylenetriamine	−10 e	13 e	43 e	80 e	129.6	198 e	5
C ₄ NiO ₄	Nickel carbonyl					−12	42	4
C ₅ F ₁₂	Perfluoropentane				−54.7	−20.9	28.6	5
C ₅ FeO ₅	Iron pentacarbonyl				0	44	105	4
C ₅ H ₄ ClN	2-Chloropyridine			7.4	45.8	97.3	169.9	5
C ₅ H ₄ O ₂	Furfural	−26 e	−8 e	16 e	47 e	92.4	161.4	1
C ₅ H ₅ N	Pyridine			−23 e	8 e	51.0	114.9	1
C ₅ H ₆	1,3-Cyclopentadiene			−77 e	−51 e	−14 e	39.8	5
C ₅ H ₆ N ₂	Pentanedinitrile	24.1	52 e	85 e	126 e	178 e	245 e	5
C ₅ H ₆ O	2-Methylfuran			−66 e	−35 e	6 e	64.5	1

Mol. Form.	Name	Temperature in °C for the Indicated Pressure						Ref.
		1 Pa	10 Pa	100 Pa	1 kPa	10 kPa	100 kPa	
C ₅ H ₆ O ₂	Furfuryl alcohol	−30 e	−5 e	25 e	62.6	109.3	169.7	5
C ₅ H ₆ S	2-Methylthiophene		−58 e	−32 e	2 e	47.9	112.2	1
C ₅ H ₆ S	3-Methylthiophene		−53 e	−28 e	6 e	50.6	115.1	1
C ₅ H ₇ N	1-Methylpyrrole				8 e	49.9	112.3	5
C ₅ H ₇ NO ₂	Ethyl cyanoacetate	16 e	39 e	67.0	102.1	146.7	205.6	5
C ₅ H ₈	1,2-Pentadiene	−109 e	−93 e	−73 e	−46.1	−9.7	44.5	5
C ₅ H ₈	<i>cis</i> -1,3-Pentadiene	−109 e	−93 e	−73 e	−47.0	−10.5	43.7	1,5
C ₅ H ₈	<i>trans</i> -1,3-Pentadiene			−75 e	−49.0	−13 e	42 e	1
C ₅ H ₈	1,4-Pentadiene	−120 e	−105 e	−86 e	−60.9	−26.2	25.6	5
C ₅ H ₈	2,3-Pentadiene	−106 e	−90 e	−70 e	−42.9	−6.3	47.9	5
C ₅ H ₈	3-Methyl-1,2-butadiene	−111 e	−95 e	−75 e	−49.2	−13.1	40.4	5
C ₅ H ₈	2-Methyl-1,3-butadiene	−115 e	−100 e	−81 e	−55.4	−19.7	33.7	1,5
C ₅ H ₈	1-Pentyne			−75 e	−49.1	−13.5	39.9	5
C ₅ H ₈	2-Pentyne	−100 e	−85 e	−65 e	−37.9	−0.5	55.7	5
C ₅ H ₈	3-Methyl-1-butyne			−82 e	−57.5	−23.1	28.6	5
C ₅ H ₈	Cyclopentene	−109 e	−94 e	−74 e	−48 e	−11.1	43.8	5
C ₅ H ₈	Spiropentane	−110 e	−95 e	−76 e	−51 e	−15 e	38.6	5
C ₅ H ₈ O	3-Methyl-3-buten-2-one			−35 e	−5 e	36.0	97.3	5
C ₅ H ₈ O	Cyclopropyl methyl ketone		−57 e	−31 e	3 e	49 e	112 e	5
C ₅ H ₈ O	Cyclopentanone		−39 e	−14 e	19 e	64 e	130.3	1
C ₅ H ₈ O	3,4-Dihydro-2H-pyran				−22 e	22.0	84.9	5
C ₅ H ₈ O ₂	4-Pentenoic acid	0 e	19 e	44 e	77 e	122.0	187.5	5
C ₅ H ₈ O ₂	Vinyl propanoate					31.2	94 e	5
C ₅ H ₈ O ₂	Ethyl acrylate		−55 e	−32.7	−2.8	38.5	99.2	5
C ₅ H ₈ O ₂	Methyl methacrylate			−31 e	−1 e	39.7	100.0	1
C ₅ H ₈ O ₂	2,4-Pentanedione			−5 e	24.7	67.8	137.4	1
C ₅ H ₈ O ₂	Tetrahydro-2H-pyran-2-one		5 e	35.1	74.4	128.3	207.0	5
C ₅ H ₈ O ₃	Methyl acetoacetate				50.1	101.1	171.3	5
C ₅ H ₈ O ₄	Glutaric acid		121 e	153.2	191.9	240.3	302.5	5
C ₅ H ₈ O ₄	Dimethyl malonate	−22 e	1 e	30.0	66.7	114.7	180.2	5
C ₅ H ₉ ClO ₂	Ethyl 2-chloropropanoate			1.4	36.4	82.5	146.0	5
C ₅ H ₉ ClO ₂	Isopropyl chloroacetate			−2 e	35.0	83.3	148.1	5
C ₅ H ₉ N	Pentanenitrile	−54 e	−34 e	−8 e	26 e	72.2	140.9	1
C ₅ H ₉ N	2,2-Dimethylpropanenitrile					41.1	104.8	5
C ₅ H ₉ NO	<i>N</i> -Methyl-2-pyrrolidone	1 e	24 e	53.1	92.3	147.2	229 e	5
C ₅ H ₁₀	1-Pentene	−118.9	−103.4	−84.0	−58.8	−23.3	29.6	1,5
C ₅ H ₁₀	<i>cis</i> -2-Pentene	−113.8	−98.1	−78.4	−52.7	−16.8	36.6	1,5
C ₅ H ₁₀	<i>trans</i> -2-Pentene	−114.5	−98.9	−79.1	−53.3	−17.5	36.0	1,5
C ₅ H ₁₀	2-Methyl-1-butene	−117.7	−102.2	−82.7	−57.2	−21.9	30.8	1,5
C ₅ H ₁₀	3-Methyl-1-butene	−125.0	−110.1	−91.2	−66.7	−32.1	19.7	1,5
C ₅ H ₁₀	2-Methyl-2-butene	−113.4	−97.6	−77.7	−51.6	−15.8	38.2	1,5
C ₅ H ₁₀	Cyclopentane			−77.0	−45.4	−7.1	48.8	5
C ₅ H ₁₀	Ethylcyclopropane	−118 e	−102 e	−83 e	−57 e	−20 e	35.5	5
C ₅ H ₁₀	<i>cis</i> -1,2-Dimethylcyclo-propane	−118 e	−103 e	−83 e	−57 e	−20 e	36.6	5
C ₅ H ₁₀	<i>trans</i> -1,2-Dimethylcyclo-propane	−122 e	−108 e	−89 e	−63 e	−27 e	27.8	5
C ₅ H ₁₀ Br ₂	1,5-Dibromopentane	1 e	25 e	54 e	93 e	145.6	221.8	5
C ₅ H ₁₀ Cl ₂	1,2-Dichloropentane				30 e	77.4	147.8	5
C ₅ H ₁₀ Cl ₂	1,5-Dichloropentane	−31 e	−10 e	17 e	54 e	104.1	178.9	5
C ₅ H ₁₀ N ₂	3-(Dimethylamino)-propanenitrile				51.1	101.8	171.4	5
C ₅ H ₁₀ O	Cyclopentanol		−13 e	11.5	42.2	82.5	140.0	5
C ₅ H ₁₀ O	Allyl ethyl ether			−56 e	−28.7	9.8	67.2	5
C ₅ H ₁₀ O	Pentanal	−71 e	−53 e	−31 e	−1 e	40.8	102.6	5
C ₅ H ₁₀ O	2-Pentanone				−1 e	40.3	101.9	1,5
C ₅ H ₁₀ O	3-Pentanone			−31 e	−1 e	40 e	101.6	1
C ₅ H ₁₀ O	3-Methyl-2-butanone	−69 e	−54 e	−34 e	−6.9	32.2	94.0	1,5
C ₅ H ₁₀ O	Tetrahydropyran				−15 e	26.0	88 e	5
C ₅ H ₁₀ O	2-Methyltetrahydrofuran				−20 e	19.7	79.8	5
C ₅ H ₁₀ O ₂	Pentanoic acid	−7.4	15.3	42.7	76.3	122.1	185.7	5
C ₅ H ₁₀ O ₂	2-Methylbutanoic acid	−10 e	10 e	36 e	69 e	112.8	175.2	5
C ₅ H ₁₀ O ₂	3-Methylbutanoic acid	−15.8	4 e	30.0	64.7	110.6	176.1	5

Mol. Form.	Name	Temperature in °C for the Indicated Pressure						Ref.
		1 Pa	10 Pa	100 Pa	1 kPa	10 kPa	100 kPa	
$C_5H_{10}O_2$	Butyl formate			-29 e	2 e	44.4	105.7	5
$C_5H_{10}O_2$	Isobutyl formate	-69 e	-53 e	-31 e	-3 e	37.4	97.6	5
$C_5H_{10}O_2$	Propyl acetate	-69 e	-51 e	-29 e	0 e	40.9	101.2	1
$C_5H_{10}O_2$	Isopropyl acetate		-61 e	-40 e	-11 e	29.8	88.2	5
$C_5H_{10}O_2$	Ethyl propanoate	-69 e	-52 e	-30 e	-1 e	38.9	98.7	1
$C_5H_{10}O_2$	Methyl butanoate	-68 e	-50 e	-28 e	0.9	41.7	102.3	5
$C_5H_{10}O_2$	Methyl isobutanoate	-83 e	-65 e	-41 e	-11 e	31 e	92.1	5
$C_5H_{10}O_2$	Tetrahydrofurfuryl alcohol	-40 e	-16 e	15 e	55 e	106 e	176.8	5
$C_5H_{10}O_3$	Diethyl carbonate		-42 e	-17 e	17 e	61.6	125.9	5
$C_5H_{10}O_3$	Ethylene glycol monomethyl ether acetate	-47 e	-26 e	0 e	34 e	79.4	144.1	5
$C_5H_{10}S$	Thiacyclohexane				24 e	71.1	141.2	5
$C_5H_{10}S$	Cyclopentanethiol				18 e	64 e	131.7	5
$C_5H_{11}Br$	1-Bromopentane	-60 e	-41 e	-16 e	16 e	61.5	129.1	5
$C_5H_{11}Br$	2-Bromopentane	-69 e	-51 e	-27 e	5 e	49.7	116.9	5
$C_5H_{11}Br$	3-Bromopentane	-68 e	-50 e	-26 e	6 e	50.8	118.1	5
$C_5H_{11}Br$	1-Bromo-3-methylbutane	-67 e	-49 e	-25 e	8 e	52.4	119.9	5
$C_5H_{11}Cl$	1-Chloropentane	-73 e	-55 e	-32 e	-1 e	42.5	107.9	5
$C_5H_{11}Cl$	2-Chloropentane	-80 e	-62 e	-39 e	-9 e	33.2	96.1	5
$C_5H_{11}Cl$	3-Chloropentane	-77 e	-60 e	-37 e	-7 e	34.9	97.3	5
$C_5H_{11}Cl$	2-Chloro-2-methylbutane			-52 e	-21 e	21.8	85.2	5
$C_5H_{11}Cl$	1-Chloro-2,2-dimethyl-propane				-17 e	23.5	83.9	5
$C_5H_{11}F$	1-Fluoropentane	-97 e	-80 e	-60 e	-32 e	5.7	62.4	5
$C_5H_{11}I$	1-Iodopentane	-47 e	-27 e	-1 e	34 e	83.0	156.5	5
$C_5H_{11}I$	1-Iodo-3-methylbutane		-34 e	-6.6	28.8	77.3	147.8	5
$C_5H_{11}N$	Cyclopentylamine	-66 e	-48 e	-26 e	4 e	45.8	108 e	5
$C_5H_{11}N$	Piperidine				2 e	43.3	105.8	5
$C_5H_{11}N$	N-Methylpyrrolidine				-23 e	18.5	78 e	5
$C_5H_{11}NO_3$	3-Methylbutyl nitrate		-26 e	1.0	35.5	81.7	147.0	5
C_5H_{12}	Pentane**	-115.5	-99.8	-80.0	-54.0	-18.1	35.7	16
C_5H_{12}	Isopentane	-119 e	-105 e	-86 e	-61 e	-26 e	27.5	1
C_5H_{12}	Neopentane*		-107.5 s	-90.8 s	-68.8 s	-38.5 s	9.2	1,5
$C_5H_{12}N_2O$	Tetramethylurea			20.7	58.0	106.7	179.5	5
$C_5H_{12}O$	1-Pentanol	-27 e	-10 e	12 e	41 e	79.8	137.4	5
$C_5H_{12}O$	2-Pentanol	-35 e	-19 e	1 e	28.0	64.9	118.7	1
$C_5H_{12}O$	3-Pentanol	-41 e	-25 e	-4 e	24 e	61.1	114.9	5
$C_5H_{12}O$	2-Methyl-1-butanol	-27 e	-11 e	9 e	36.2	73.4	128.3	1
$C_5H_{12}O$	3-Methyl-1-butanol	-22 e	-7 e	13 e	39.1	75.7	130.1	5
$C_5H_{12}O$	2-Methyl-2-butanol			-5 e	17.7	50.6	101.7	1,5
$C_5H_{12}O$	3-Methyl-2-butanol			-3 e	22.7	58.2	111.1	5
$C_5H_{12}O$	2,2-Dimethyl-1-propanol					59.2	112.7	5
$C_5H_{12}O$	Butyl methyl ether			-54 e	-27 e	12 e	69.8	1
$C_5H_{12}O$	Methyl <i>tert</i> -butyl ether			-66 e	-39 e	-2 e	54.8	1
$C_5H_{12}O$	Ethyl propyl ether	-92 e	-77 e	-57 e	-30.5	6.7	63.4	1,5
$C_5H_{12}O_2$	1,5-Pentanediol	25 e	52 e	85 e	125 e	175.1	238.9	5
$C_5H_{12}O_2$	Ethylene glycol monopropyl ether				40 e	85.6	149.3	5
$C_5H_{12}O_2$	Diethoxymethane		-65 e	-43 e	-14 e	27.3	87.7	5
$C_5H_{12}O_3$	Diethylene glycol monomethyl ether		12 e	40 e	76 e	124.2	193.7	1
$C_5H_{12}S$	1-Pentanethiol	-60 e	-41 e	-17 e	15 e	60 e	126.2	1
$C_5H_{12}S$	2-Pentanethiol	-70 e	-52 e	-28 e	3 e	46.6	111.9	5
$C_5H_{12}S$	3-Pentanethiol	-70 e	-51 e	-28 e	4 e	47.7	113.4	5
$C_5H_{12}S$	2-Methyl-1-butanethiol				8.0	52.3	118.5	5
$C_5H_{12}S$	3-Methyl-1-butanethiol				7.8	51.9	117.9	5
$C_5H_{12}S$	2-Methyl-2-butanethiol				-8.0	34.6	98.7	5
$C_5H_{12}S$	Butyl methyl sulfide		-43 e	-19 e	13 e	57 e	123.0	1
$C_5H_{12}S$	<i>tert</i> -Butyl methyl sulfide				-7.8	34.7	98.4	5
$C_5H_{12}S$	Ethyl propyl sulfide	-64 e	-46 e	-23 e	9 e	52.7	118.0	5
$C_5H_{12}S$	Ethyl isopropyl sulfide	-72 e	-54 e	-31 e	0 e	42.7	106.9	5
$C_5H_{13}N$	Pentylamine		-52 e	-29 e	1 e	42.8	104.0	5
C_6BrF_5	Bromopentafluorobenzene			-10 e	23 e	68 e	136.0	5
C_6ClF_5	Chloropentafluorobenzene		-44 e	-21 e	11 e	53.8	117.6	1

Mol. Form.	Name	Temperature in °C for the Indicated Pressure						Ref.
		1 Pa	10 Pa	100 Pa	1 kPa	10 kPa	100 kPa	
$C_6Cl_3F_3$	1,3,5-Trichloro-2,4,6-trifluorobenzene	-19 e	4 e	32 e	70 e	121.7	197.9	1
C_6F_6	Hexafluorobenzene		-56.9 s	-36 s	-11.5 s	22.6	79.9	1,5
C_6F_{12}	Perfluorocyclohexane				-46.2 s	-7.6 s	48.9 s	5
C_6F_{14}	Perfluorohexane		-75 e	-57 e	-32 e	2.8	56.8	5
C_6F_{14}	Perfluoro-2-methylpentane				-33 e	2.9	57.1	5
C_6F_{14}	Perfluoro-3-methylpentane	-95 e	-80 e	-60 e	-34 e	2.8	57.9	5
C_6F_{14}	Perfluoro-2,3-dimethylbutane					4.3	59.3	5
C_6HF_5	Pentafluorobenzene			-41 e	-13 e	27 e	85.3	5
C_6HF_5O	Pentafluorophenol				39 e	82 e	145.2	5
$C_6H_2F_4$	1,2,3,4-Tetrafluorobenzene			-36 e	-7 e	33.8	94.0	1
$C_6H_2F_4$	1,2,3,5-Tetrafluorobenzene			-43 e	-14 e	25.5	84.1	1
$C_6H_2F_4$	1,2,4,5-Tetrafluorobenzene					30.7	89.9	1
$C_6H_3Cl_3O$	2,4,6-Trichlorophenol			71.8	114.0	169.5	245.7	5
$C_6H_3F_3$	1,3,5-Trifluorobenzene					18.2	75.0	5
$C_6H_4Br_2$	<i>m</i> -Dibromobenzene	-7 e	16 e	44 e	83 e	137.0	218.2	5
$C_6H_4ClNO_2$	1-Chloro-4-nitrobenzene	15.4 s	35.8 s		97 e	156.0	238 e	5
$C_6H_4Cl_2$	<i>o</i> -Dichlorobenzene		-13 e	16.3	53.9	104.6	180.0	1,5
$C_6H_4Cl_2$	<i>m</i> -Dichlorobenzene		-22 e	8.0	46.7	97.8	172.5	1,5
$C_6H_4Cl_2$	<i>p</i> -Dichlorobenzene	-45.5 s	-21.8 s	8 s	46.7 s	99.0	173.6	1,5
$C_6H_4O_2$	<i>p</i> -Benzoquinone	-4.1 s	17.8 s	43.5 s	74.3 s	111.6 s		5
$C_6H_5AsCl_2$	Dichlorophenylarsine	6.9	35.2	70 e	113 e	170 e	245 e	5
C_6H_5Br	Bromobenzene		-25 e	1 e	34.9	83.1	155.4	1
C_6H_5Cl	Chlorobenzene		-43 e	-17 e	16.8	62.9	131.3	1,5
C_6H_5ClO	<i>o</i> -Chlorophenol				45.8	97.9	173.9	5
C_6H_5ClO	<i>m</i> -Chlorophenol			39.7	80.2	135.1	213.4	5
C_6H_5ClO	<i>p</i> -Chlorophenol			45.0	86.5	142.0	219.9	5
$C_6H_5Cl_3Si$	Trichlorophenylsilane			33 e	70.2	122.6	201 e	5
C_6H_5F	Fluorobenzene				-16.9	24.2	84.4	1
C_6H_5I	Iodobenzene	-30 e	-7 e	20.9	58.5	110.6	187.8	1
$C_6H_5NO_2$	Nitrobenzene		10 e	40 e	78 e	132 e	210.3	1
$C_6H_5NO_3$	<i>p</i> -Nitrophenol	72.6 s	97.4 s					5
C_6H_6	1,5-Hexadien-3-yne	-82 e	-66 e	-44.3	-16.0	23.7	83.6	5
C_6H_6	Benzene**			-40 s	-15.1 s	20.0	79.7	1,5
C_6H_6ClN	<i>o</i> -Chloroaniline		10 e	39.0	75.2	131.4	208.3	5
C_6H_6ClN	<i>m</i> -Chloroaniline	-5 e	19.7	49.4	94.2	162 e	1069 e	5
$C_6H_6N_2O_2$	<i>p</i> -Nitroaniline	87.8 s			192.0	252.6	331.2	5
C_6H_6O	Phenol	-9.7 s	9.6 s	34.1 s	68.9	113.7	181.4	1,5
$C_6H_6O_3$	1,2,3-Benzenetriol				162.0	222.8	308.3	5
C_6H_6S	Benzenethiol		-15 e	12 e	47 e	96.0	168.6	5
C_6H_7N	Aniline		-2.5	26.7	63.5	112.5	183.5	1,5
C_6H_7N	2-Methylpyridine	-56.5	-37.8	-13.9	18.3	62.9	129.0	1,5
C_6H_7N	3-Methylpyridine			-5 e	28.8	75.2	143.7	1
C_6H_7N	4-Methylpyridine	-58.2 s	-43.1 s	-3.9 s	29.6	76.1	144.9	1,5
C_6H_8	<i>cis</i> -1,3,5-Hexatriene					21 e	78 e	5
C_6H_8	1,3-Cyclohexadiene	-88 e	-71 e	-50 e	-21 e	19 e	79.9	5
C_6H_8	1,4-Cyclohexadiene				-15 e	27.3	85.0	5
$C_6H_8N_2$	Adiponitrile	30 e	61 e	100 e	148.6	211.8	297 e	5
$C_6H_8N_2$	<i>m</i> -Phenylenediamine			94.5	140.2	200.8	285.0	5
$C_6H_8N_2$	Phenylhydrazine		38 e	69 e	109 e	163.9	242.5	5
$C_6H_8O_4$	Dimethyl maleate		5 e	36 e	76 e	127.3	197 e	5
C_6H_8S	2,5-Dimethylthiophene		-43 e	-16 e	20 e	67.5	134.8	5
C_6H_{10}	<i>trans</i> -1,3-Hexadiene	-86 e	-70 e	-51 e	-24 e	14 e	72 e	5
C_6H_{10}	<i>trans</i> -1,4-Hexadiene	-98 e	-81 e	-60 e	-33 e	7 e	65 e	5
C_6H_{10}	1,5-Hexadiene	-99 e	-84 e	-64 e	-37 e	0.9	59.2	5
C_6H_{10}	<i>cis,cis</i> -2,4-Hexadiene					18 e	79.6	5
C_6H_{10}	<i>trans,cis</i> -2,4-Hexadiene	-89 e	-73 e	-52 e	-23 e	18 e	79.6	5
C_6H_{10}	<i>trans,trans</i> -2,4-Hexadiene				-23 e	18 e	79.6	5
C_6H_{10}	<i>trans</i> -2-Methyl-1,3-pentadiene	-92 e	-75 e	-54 e	-26 e	14 e	75.6	5
C_6H_{10}	2,3-Dimethyl-1,3-butadiene			-59 e	-30 e	9.7	68.1	5
C_6H_{10}	1-Hexyne	-91 e	-75 e	-54 e	-26 e	12.8	71.0	5

Mol. Form.	Name	Temperature in °C for the Indicated Pressure						Ref.
		1 Pa	10 Pa	100 Pa	1 kPa	10 kPa	100 kPa	
C ₆ H ₁₀	2-Hexyne	-84 e	-67 e	-46 e	-17 e	23.6	84.1	5
C ₆ H ₁₀	3-Hexyne	-86 e	-69 e	-48 e	-19.1	21.0	81.0	1,5
C ₆ H ₁₀	4-Methyl-1-pentyne	-97 e	-81 e	-61 e	-34 e	4.1	60.7	5
C ₆ H ₁₀	4-Methyl-2-pentyne	-91 e	-74 e	-54 e	-26 e	13.8	72.7	5
C ₆ H ₁₀	Cyclohexene	-87 e	-70 e	-49 e	-19 e	21 e	82.6	1
C ₆ H ₁₀ Cl ₂	1,1-Dichlorocyclohexane	-39 e	-19 e	8 e	43 e	93.5	170.5	5
C ₆ H ₁₀ Cl ₂	<i>cis</i> -1,2-Dichlorocyclohexane			27 e	69 e	125.7	206.2	5
C ₆ H ₁₀ O	4-Methyl-4-penten-2-one	-59 e	-41 e	-17 e	14 e	57.0	121.0	5
C ₆ H ₁₀ O	Cyclohexanone		-25 e	1 e	36 e	84 e	155.2	1
C ₆ H ₁₀ O	Mesityl oxide	-56 e	-37 e	-13 e	19 e	63.5	129.3	5
C ₆ H ₁₀ O ₂	Vinyl butanoate					53 e	114.5	5
C ₆ H ₁₀ O ₂	Ethyl methacrylate				8 e	53.2	116.8	5
C ₆ H ₁₀ O ₂	Allyl glycidyl ether				40.1	85.7	152.8	5
C ₆ H ₁₀ O ₃	Ethyl acetoacetate	-25 e	-3 e	25.7	62.3	111.3	180.2	5
C ₆ H ₁₀ O ₃	Propanoic anhydride	-32 e	-15 e	6 e	36 e	77.6	142.9	5
C ₆ H ₁₀ O ₄	Diethyl oxalate	-5 e	18 e	44.9	79.4	124.3	185.2	5
C ₆ H ₁₀ O ₄	Dimethyl succinate			30 e	70.4	123.3	195.4	5
C ₆ H ₁₀ O ₄	Ethylene glycol diacetate	-17 e	6 e	35.0	71.9	121.1	190.0	5
C ₆ H ₁₀ S	Diallylsulfide	-58 e	-38 e	-12.4	21.7	68.8	138.1	5
C ₆ H ₁₁ Cl	Chlorocyclohexane		-35 e	-9 e	25 e	71.6	142.1	5
C ₆ H ₁₁ N	Hexanenitrile	-40 e	-19 e	8 e	43 e	91.5	163.2	1,5
C ₆ H ₁₁ N	4-Methylpentanenitrile		-50 e	-20 e	20 e	75.2	155.2	5
C ₆ H ₁₁ NO	Caprolactam	36.8 s	58.9 s	86.6 s			270	5
C ₆ H ₁₂	1-Hexene	-99.8	-82.8	-61.4	-33.7	5.2	63.1	1,5
C ₆ H ₁₂	<i>cis</i> -2-Hexene	-97 e	-80 e	-58 e	-30 e	9.9	68.5	5
C ₆ H ₁₂	<i>trans</i> -2-Hexene	-94 e	-78 e	-57 e	-30 e	9.3	67.5	5
C ₆ H ₁₂	<i>cis</i> -3-Hexene	-96 e	-79 e	-59 e	-30.8	7.9	66.0	5
C ₆ H ₁₂	<i>trans</i> -3-Hexene	-95 e	-79 e	-58 e	-30.0	8.8	66.7	5
C ₆ H ₁₂	2-Methyl-1-pentene	-98 e	-82 e	-62 e	-34.2	4.1	61.7	5
C ₆ H ₁₂	3-Methyl-1-pentene	-104 e	-88 e	-68 e	-41.5	-3.6	53.8	5
C ₆ H ₁₂	4-Methyl-1-pentene	-105 e	-89 e	-69 e	-41.6	-3.6	53.5	5
C ₆ H ₁₂	2-Methyl-2-pentene	-95 e	-78 e	-58 e	-30 e	9.0	66.9	5
C ₆ H ₁₂	3-Methyl- <i>cis</i> -2-pentene	-95 e	-79 e	-58 e	-30 e	8.9	67.3	5
C ₆ H ₁₂	3-Methyl- <i>trans</i> -2-pentene	-93 e	-77 e	-55 e	-27.4	11.7	70.0	5
C ₆ H ₁₂	4-Methyl- <i>cis</i> -2-pentene	-102 e	-86 e	-66 e	-38.7	-0.9	56.0	5
C ₆ H ₁₂	4-Methyl- <i>trans</i> -2-pentene	-100 e	-84 e	-64 e	-36.8	1.2	58.2	5
C ₆ H ₁₂	2-Ethyl-1-butene	-98 e	-81 e	-60 e	-32 e	6.6	64.3	5
C ₆ H ₁₂	2,3-Dimethyl-1-butene	-103 e	-87 e	-67 e	-39.9	-1.9	55.2	5
C ₆ H ₁₂	3,3-Dimethyl-1-butene	-110 e	-95 e	-76 e	-50.8	-14.5	40.8	5
C ₆ H ₁₂	2,3-Dimethyl-2-butene		-75 e	-54 e	-25 e	14 e	72.9	1
C ₆ H ₁₂	Cyclohexane	-85.6 s	-68.9 s	-47.6 s	-19.8 s	19.3	80.4	1,5
C ₆ H ₁₂	Methylcyclopentane	-97 e	-80 e	-58 e	-28.8	11.6	71.4	1,5
C ₆ H ₁₂	Ethylcyclobutane	-99 e	-82 e	-61 e	-32 e	9 e	70.2	5
C ₆ H ₁₂	Isopropylcyclopropane	-104 e	-88 e	-68 e	-40 e	-1 e	57.9	5
C ₆ H ₁₂	1-Ethyl-1-methylcyclopropane	-105 e	-89 e	-69 e	-41 e	-3 e	56.3	5
C ₆ H ₁₂	1,1,2-Trimethylcyclopropane	-109 e	-94 e	-73 e	-46 e	-7 e	52.0	5
C ₆ H ₁₂ Cl ₂	1,2-Dichlorohexane				49 e	98.1	171.7	5
C ₆ H ₁₂ Cl ₂ O	2,2'-Dichlorodiisopropyl ether		-1 e	27.3	63.4	112.3	182.1	5
C ₆ H ₁₂ O	Butyl vinyl ether	-87 e	-67 e	-42 e	-9.3	33.6	93.2	5
C ₆ H ₁₂ O	Isobutyl vinyl ether	-87 e	-68 e	-44 e	-13 e	26.5	80.7	5
C ₆ H ₁₂ O	Hexanal	-56 e	-37 e	-13 e	19 e	62.6	127.8	5
C ₆ H ₁₂ O	2-Hexanone	-43 e	-21 e	4.2	34.5	61.9	127.2	1,5
C ₆ H ₁₂ O	3-Hexanone		-40 e	-16 e	15 e	58.5	123.1	1
C ₆ H ₁₂ O	3-Methyl-2-pentanone				8.5	52.7	117.0	5
C ₆ H ₁₂ O	4-Methyl-2-pentanone	-61 e	-43 e	-21 e	9 e	51.5	116.1	5
C ₆ H ₁₂ O	2-Methyl-3-pentanone					50.2	113.0	5
C ₆ H ₁₂ O	3,3-Dimethyl-2-butanone			-30 e	0 e	42.5	105.7	1
C ₆ H ₁₂ O	Cyclohexanol			34 e	61 e	99.2	160.7	1
C ₆ H ₁₂ O ₂	Hexanoic acid		33 e	59 e	93 e	139.3	204.5	1
C ₆ H ₁₂ O ₂	4-Methylpentanoic acid	36 e	49 e	67.1	92.9	133.6	206.8	5

Mol. Form.	Name	Temperature in °C for the Indicated Pressure						Ref.
		1 Pa	10 Pa	100 Pa	1 kPa	10 kPa	100 kPa	
C ₆ H ₁₂ O ₂	Diethylacetic acid	−9 e	16 e	46 e	83 e	130.7	192.5	5
C ₆ H ₁₂ O ₂	Isopentyl formate	−60 e	−41 e	−17 e	15 e	59.1	124 e	5
C ₆ H ₁₂ O ₂	Butyl acetate	−63 e	−43 e	−19 e	14 e	61.0	125.6	1,5
C ₆ H ₁₂ O ₂	Isobutyl acetate	−63 e	−45 e	−21 e	10 e	53.4	116 e	5
C ₆ H ₁₂ O ₂	Propyl propanoate	−62 e	−42 e	−18 e	14 e	58.3	122.0	5
C ₆ H ₁₂ O ₂	Ethyl butanoate	−49 e	−34 e	−14 e	14.3	55.2	121.1	5
C ₆ H ₁₂ O ₂	Ethyl 2-methylpropanoate	−65 e	−47 e	−24.6	5.4	47.3	109.8	5
C ₆ H ₁₂ O ₂	Methyl pentanoate				19.2	63.7	127.4	5
C ₆ H ₁₂ O ₂	Methyl isopentanoate					53.3	116.3	5
C ₆ H ₁₂ O ₂	Diacetone alcohol	−41 e	−17 e	13 e	50.1	98.5	164 e	5
C ₆ H ₁₂ O ₃	Ethylene glycol monoethyl ether acetate	−25 e	−8 e	14 e	44.6	88.0	155.6	5
C ₆ H ₁₂ O ₃	Paraldehyde				17 e	62.2	124 e	5
C ₆ H ₁₂ S	Cyclohexanethiol					84.8	158.3	5
C ₆ H ₁₂ S	<i>cis</i> -Tetrahydro-2,5-dimethylthiophene	−53 e	−34 e	−8 e	25 e	72.0	142.1	5
C ₆ H ₁₂ S	Tetrahydro-3-methyl-2H-thiopyran	−48 e	−27 e	0 e	35 e	84.1	157.5	5
C ₆ H ₁₃ Br	1-Bromohexane	−45 e	−25 e	2 e	36 e	83.7	154.8	5
C ₆ H ₁₃ Cl	1-Chlorohexane	−55 e	−36 e	−11 e	21 e	66.7	134.6	5
C ₆ H ₁₃ F	1-Fluorohexane	−80 e	−62 e	−40 e	−11 e	30.4	91.1	5
C ₆ H ₁₃ I	1-Iodohexane	−33 e	−11 e	16 e	53 e	104.0	180.8	5
C ₆ H ₁₃ N	Cyclohexylamine			−9 e	22 e	66.6	133.5	1
C ₆ H ₁₄	Hexane	−96.4 s	−79.2	−57.6	−29.3	9.8	68.3	16
C ₆ H ₁₄	2-Methylpentane	−100 e	−84 e	−64 e	−36 e	2 e	59.9	1
C ₆ H ₁₄	3-Methylpentane	−99 e	−83 e	−62 e	−34.3	4.6	62.9	1
C ₆ H ₁₄	2,2-Dimethylbutane		−90 e	−71.5	−45.5	−7.7	49.4	1
C ₆ H ₁₄	2,3-Dimethylbutane	−103 e	−87 e	−66 e	−39.0	−0.4	57.6	1
C ₆ H ₁₄ O	1-Hexanol		5 e	28 e	56.8	97.3	157.1	1
C ₆ H ₁₄ O	2-Hexanol	−28 e	−10 e	12 e	41.4	81.5	139.6	1
C ₆ H ₁₄ O	3-Hexanol	−43 e	−23 e	1 e	33 e	75.4	135.1	1
C ₆ H ₁₄ O	2-Methyl-1-pentanol			14 e	45.9	88.3	147.6	5
C ₆ H ₁₄ O	4-Methyl-1-pentanol			24 e	53 e	92.4	151.4	5
C ₆ H ₁₄ O	2-Methyl-2-pentanol	−29 e	−15 e	3 e	27.1	63.0	120.9	5
C ₆ H ₁₄ O	3-Methyl-2-pentanol				36.5	76.1	133.8	5
C ₆ H ₁₄ O	4-Methyl-2-pentanol	−43 e	−24 e	0 e	30 e	71.9	131.3	5
C ₆ H ₁₄ O	2-Methyl-3-pentanol				29.8	68.8	126.0	5
C ₆ H ₁₄ O	3-Methyl-3-pentanol		−23 e	−4 e	22.9	61.1	121.1	5
C ₆ H ₁₄ O	2-Ethyl-1-butanol		−5 e	17 e	46 e	85.7	146.1	5
C ₆ H ₁₄ O	3,3-Dimethyl-1-butanol	−37 e	−16 e	9 e	42 e	84.3	142.5	5
C ₆ H ₁₄ O	2,3-Dimethyl-2-butanol			−5 e	23 e	61.3	118.2	5
C ₆ H ₁₄ O	Dipropyl ether	−80 e	−63 e	−41 e	−12 e	28.8	89.7	1
C ₆ H ₁₄ O	Diisopropyl ether		−76 e	−55 e	−28 e	11 e	68.1	1
C ₆ H ₁₄ O	Butyl ethyl ether	−78 e	−61 e	−39 e	−10 e	31.0	91.9	1
C ₆ H ₁₄ O	<i>tert</i> -Butyl ethyl ether	−90 e	−74 e	−53 e	−24.6	14.4	72.6	5
C ₆ H ₁₄ O ₂	2-Methyl-2,4-pentanediol	−8 e	17 e	48 e	86 e	134.4	197.5	5
C ₆ H ₁₄ O ₂	Ethylene glycol monobutyl ether	−31 e	−8 e	20 e	55 e	103.2	170.2	5
C ₆ H ₁₄ O ₂	1,1-Diethoxyethane	−68 e	−49 e	−26 e	3.7	44.2	101.9	5
C ₆ H ₁₄ O ₂	Ethylene glycol diethyl ether		−59 e	−35.3	−2.8	44.4	118.8	5
C ₆ H ₁₄ O ₃	1,2,6-Hexanetriol	92 e	114.8	146.0	191 e			5
C ₆ H ₁₄ O ₃	Dipropylene glycol				110 e	162.6	231.4	5
C ₆ H ₁₄ O ₃	Diethylene glycol monoethyl ether			40 e	80.3	132.4	201.4	5
C ₆ H ₁₄ O ₃	Diethylene glycol dimethyl ether	−42 e	−20 e	8.3	44.3	92.3	159.4	5
C ₆ H ₁₄ O ₃	Trimethylolpropane	73 e	98 e	128 e	167.8	220.5	295 e	5
C ₆ H ₁₄ O ₄	Triethylene glycol	44 e	74 e	109.0	152.6	207.2	277.9	5
C ₆ H ₁₄ S	1-Hexanethiol	−45 e	−25 e	1 e	35 e	81.7	152.2	5
C ₆ H ₁₄ S	2-Hexanethiol	−50 e	−32 e	−8 e	25 e	69.9	138.4	5
C ₆ H ₁₄ S	Dipropyl sulfide	−50 e	−30 e	−6 e	28 e	73.6	142.4	5
C ₆ H ₁₄ S	Diisopropyl sulfide	−65 e	−47 e	−23 e	9 e	53.1	119.6	5
C ₆ H ₁₄ S	Isopropyl propyl sulfide				18.5	63.8	131.6	5
C ₆ H ₁₄ S	Butyl ethyl sulfide	−49 e	−30 e	−5 e	29 e	74.8	143.8	5
C ₆ H ₁₅ N	Hexylamine			−10 e	22 e	66.0	130.6	5
C ₆ H ₁₅ N	Butylethylamine				6.1	47.7	107.0	5

Mol. Form.	Name	Temperature in °C for the Indicated Pressure						Ref.
		1 Pa	10 Pa	100 Pa	1 kPa	10 kPa	100 kPa	
C ₆ H ₁₅ N	Dipropylamine		−48 e	−25 e	6 e	47.5	108.8	5
C ₆ H ₁₅ N	Diisopropylamine			−47 e	−17.5	23.5	84.0	5
C ₆ H ₁₅ N	Triethylamine	−58 e	−45 e	−29 e	−5 e	29.9	88.5	1
C ₆ H ₁₅ NO	2-Diethylaminoethanol					97 e	160.6	5
C ₆ H ₁₅ NO ₃	Triethanolamine	75 e	108 e	148 e	196 e	256.7	334 e	5
C ₆ H ₁₅ O ₄ P	Triethyl phosphate			34	76	132	211	4
C ₆ H ₁₆ N ₂	Hexamethylenediamine				76.0	128.2	199.0	5
C ₆ H ₁₆ O ₂ Si	Diethoxydimethylsilane	−62 e	−44 e	−21.2	9.1	51.0	113.0	5
C ₆ H ₁₈ Cl ₂ O ₂ Si ₃	1,5-Dichloro-1,1,3,3,5,5-hexamethyltrisiloxane	−29 e	−7 e	22.2	59.7	110.5	183.4	5
C ₆ H ₁₈ OSi ₂	Hexamethyldisiloxane		−56 e	−34 e	−5 e	37.1	100.1	5
C ₆ MoO ₆	Molybdenum hexacarbonyl		17.4 s	42.8 s	73.1 s	109.9 s	155.4 s	5
C ₇ F ₁₄	Perfluoromethylcyclohexane				−21 e	18 e	75.9	1
C ₇ F ₁₆	Perfluoroheptane		−62 e	−41 e	−14 e	24.7	82.1	1
C ₇ HF ₁₅	1H-Pentadecafluoroheptane				−7 e	35.9	96.0	5
C ₇ H ₃ ClF ₃ NO ₂	1-Chloro-2-nitro-4-(trifluoromethyl)benzene	3 e	26 e	55 e	92.8	145.2	222.0	5
C ₇ H ₃ F ₅	2,3,4,5,6-Pentafluorotoluene			−20 e	11 e	53.6	117.0	5
C ₇ H ₄ ClF ₃	1-Chloro-2-(trifluoromethyl) benzene			1 e	34.5	81.8	151.8	5
C ₇ H ₄ ClF ₃	1-Chloro-3-(trifluoromethyl) benzene	−53 e	−34 e	−9 e	24.2	69.8	137.2	5
C ₇ H ₄ ClF ₃	1-Chloro-4-(trifluoromethyl) benzene			−9 e	24.2	70.4	138.1	5
C ₇ H ₄ Cl ₂ O	<i>o</i> -Chlorobenzoyl chloride				93 e	149 e	237.0	5
C ₇ H ₄ Cl ₂ O	<i>m</i> -Chlorobenzoyl chloride				87.8	147 e	225.0	5
C ₇ H ₄ F ₃ NO ₂	1-Nitro-3-(trifluoromethyl) benzene		11 e	39 e	76.2	127.3	202.2	5
C ₇ H ₄ F ₄	1-Fluoro-4-(trifluoromethyl) benzene			−38 e	−6 e	38.6	102.3	5
C ₇ H ₅ BrO	Benzoyl bromide	−15 e	11 e	42.6	83.9	139.5	218.0	5
C ₇ H ₅ ClO	Benzoyl chloride			27.5	67.0	120.4	196.7	5
C ₇ H ₅ Cl ₃	(Trichloromethyl)benzene		9 e	40.6	81.5	136.2	213.0	5
C ₇ H ₅ F ₃	(Trifluoromethyl)benzene				−3 e	39 e	101.6	5
C ₇ H ₅ N	Benzonitrile		−6 e	23.9	63.1	115.7	190.0	5
C ₇ H ₅ NS	Phenyl isothiocyanate				79.4	105 e	117 e	5
C ₇ H ₆ Cl ₂	2,4-Dichlorotoluene		6 e	33 e	68.3	119.5	199.1	5
C ₇ H ₆ Cl ₂	3,4-Dichlorotoluene	−13 e	9 e	38 e	76 e	129.3	208.4	5
C ₇ H ₆ Cl ₂	(Dichloromethyl)benzene			31	72	130	213	4
C ₇ H ₆ O	Benzaldehyde		−9 e	19 e	54.6	104.6	178.3	1
C ₇ H ₆ O ₂	Salicylaldehyde		−1 e	29 e	68 e	120.7	196.2	5
C ₇ H ₇ Br	<i>o</i> -Bromotoluene		−10 e	17 e	54 e	104.8	181.1	5
C ₇ H ₇ Br	<i>m</i> -Bromotoluene	−34 e	−11 e	19.4	58.1	109.9	183.1	5
C ₇ H ₇ Br	<i>p</i> -Bromotoluene				57 e	107.8	183.8	5
C ₇ H ₇ Br	(Bromomethyl)benzene			25.4	66.8	121.7	198.3	5
C ₇ H ₇ Cl	<i>o</i> -Chlorotoluene		−24 e	3 e	38 e	86.3	158.7	1,5
C ₇ H ₇ Cl	<i>m</i> -Chlorotoluene	−41 e	−21 e	6 e	41 e	89 e	161.8	5
C ₇ H ₇ Cl	<i>p</i> -Chlorotoluene				40 e	88.9	161.5	1,5
C ₇ H ₇ Cl	(Chloromethyl)benzene	−34 e	−11 e	17.7	55.4	106.3	178.9	5
C ₇ H ₇ ClO	1-Chloro-2-methoxy-benzene	−22 e	2 e	33 e	72 e	125.2	201 e	5
C ₇ H ₇ F	<i>o</i> -Fluorotoluene		−50 e	−26 e	5 e	49.0	113.9	5
C ₇ H ₇ F	<i>m</i> -Fluorotoluene	−67 e	−48 e	−25 e	7 e	51.0	116.1	5
C ₇ H ₇ F	<i>p</i> -Fluorotoluene		−48 e	−24 e	7 e	51 e	116.2	5
C ₇ H ₇ NO ₂	<i>o</i> -Nitrotoluene	23 e	40 e	62 e	94 e	141.9	221.9	5
C ₇ H ₇ NO ₂	<i>m</i> -Nitrotoluene			45 e	89.7	148.7	231.3	5
C ₇ H ₇ NO ₃	2-Nitroanisole	15 e	45 e	82 e	129 e	189.4	271.8	5
C ₇ H ₈	Toluene	−78.1	−57.1	−31.3	1.5	45.2	110.1	5
C ₇ H ₈	Bicyclo[2.2.1]hepta-2,5-diene				−15 e	27.4	91 e	5
C ₇ H ₈ Cl ₂ Si	Dichloromethylphenylsilane			32.4	71.8	126.0	205.0	5
C ₇ H ₈ O	<i>o</i> -Cresol	−6.4 s	12.8 s	40.2	72.3	120.3	190.5	1,5
C ₇ H ₈ O	<i>m</i> -Cresol	20.8	33.6	52.4	82.6	130.6	201.8	1,5
C ₇ H ₈ O	<i>p</i> -Cresol	−0.2 s	20.7 s	52.7	83.1	130.7	201.5	1,5
C ₇ H ₈ O	Benzyl alcohol	8 e	28 e	54 e	88 e	134.7	204.9	1
C ₇ H ₈ O	Anisole		−21 e	4 e	38 e	84 e	153.2	1,5
C ₇ H ₈ S	3-Methylbenzenethiol		0 e	29 e	66 e	117.9	194.6	5
C ₇ H ₉ N	Benzylamine			25.6	62.6	112.7	183.9	5

Mol. Form.	Name	Temperature in °C for the Indicated Pressure						Ref.
		1 Pa	10 Pa	100 Pa	1 kPa	10 kPa	100 kPa	
C ₇ H ₉ N	<i>o</i> -Methylaniline	1.0	18.8	42.6	76.1	125.6	199.9	1,5
C ₇ H ₉ N	<i>m</i> -Methylaniline	3.8	22.0	46.2	80.1	128.8	202.9	1,5
C ₇ H ₉ N	<i>p</i> -Methylaniline				77.1	126.2	199.9	5
C ₇ H ₉ N	<i>N</i> -Methylaniline	-16 e	6 e	34 e	70.3	121.1	195.8	1
C ₇ H ₉ N	2-Ethylpyridine	-46 e	-26 e	-1 e	33 e	79.3	149.0	5
C ₇ H ₉ N	3-Ethylpyridine	-38 e	-17 e	9 e	44 e	92.7	166.5	5
C ₇ H ₉ N	4-Ethylpyridine	-35 e	-15 e	11 e	46 e	94.4	168.6	5
C ₇ H ₉ N	2,3-Dimethylpyridine				42 e	89.9	160.6	5
C ₇ H ₉ N	2,4-Dimethylpyridine		-25 e	3.7	40.0	87.5	157.9	1,5
C ₇ H ₉ N	2,5-Dimethylpyridine			4 e	39 e	86.2	156.6	1
C ₇ H ₉ N	2,6-Dimethylpyridine			-3 e	29.9	75.8	143.6	1
C ₇ H ₉ N	3,4-Dimethylpyridine		-9 e	19 e	55 e	104.8	178.6	5
C ₇ H ₉ N	3,5-Dimethylpyridine			11 e	48 e	98 e	171.5	1
C ₇ H ₁₀ N ₂	Toluene-2,4- diamine			100.4	145.3	202.9	279.5	5
C ₇ H ₁₂	1-Heptyne	-75 e	-57 e	-35 e	-5 e	37.1	99.5	5
C ₇ H ₁₂	2-Heptyne		-51 e	-27 e	4 e	46.9	111.5	5
C ₇ H ₁₂	3-Heptyne	-71 e	-53 e	-31 e	0 e	42.7	106.4	5
C ₇ H ₁₂	5-Methyl-1-hexyne	-80 e	-62 e	-40 e	-11 e	30.1	91.4	5
C ₇ H ₁₂	5-Methyl-2-hexyne	-75 e	-57 e	-34 e	-4 e	38.6	102.0	5
C ₇ H ₁₂	2-Methyl-3-hexyne	-78 e	-61 e	-39 e	-9 e	32.6	94.8	5
C ₇ H ₁₂	4,4-Dimethyl-1-pentyne		-73 e	-52 e	-24 e	15.9	75.6	5
C ₇ H ₁₂	4,4-Dimethyl-2-pentyne		-70 e	-48 e	-19 e	21.4	82.6	5
C ₇ H ₁₂	Bicyclo[4.1.0]heptane					49.9	116.3	5
C ₇ H ₁₂	Cycloheptene			-30.0	3.4	47.5	108 e	5
C ₇ H ₁₂	1-Methylbicyclo(3,1,0)hexane					29.8	92.6	5
C ₇ H ₁₂	Methylenecyclohexane	-76 e	-58 e	-35 e	-5 e	38 e	103.0	5
C ₇ H ₁₂	1-Methylcyclohexene	-72 e	-53 e	-30 e	1 e	45 e	109.8	5
C ₇ H ₁₂	4-Methylcyclohexene	-76 e	-59 e	-36 e	-5 e	37.9	102.3	5
C ₇ H ₁₂	1-Ethylcyclopentene	-75 e	-57 e	-34 e	-3 e	40.7	105.8	5
C ₇ H ₁₂	1,2-Dimethylcyclopentene	-75 e	-57 e	-34 e	-3 e	40.2	105.3	5
C ₇ H ₁₂	1,5-Dimethylcyclopentene	-77 e	-59 e	-36 e	-5.5	37.3	101.5	5
C ₇ H ₁₂ O	Cycloheptanone			18 e	53.7	104.0	178.7	5
C ₇ H ₁₂ O ₂	Butyl acrylate	-52 e	-31 e	-4.5	30.4	78.0	146.9	5
C ₇ H ₁₂ O ₂	Propyl methacrylate				26 e	73.8	139.7	5
C ₇ H ₁₂ O ₃	Ethyl levulinate		17 e	45.3	82.6	133.2	205.7	5
C ₇ H ₁₂ O ₄	Diethyl malonate	-23 e	4 e	36.0	76.4	128.5	198.3	5
C ₇ H ₁₂ O ₄	Dimethyl glutarate	-11 e	15 e	47 e	87.7	139.8	209.5	5
C ₇ H ₁₃ ClO	Heptanoyl chloride	-17 e	4 e	29.4	59.7	96.9	144.0	5
C ₇ H ₁₄	1-Heptene	-82.1	-63.8	-40.6	-10.7	31.1	93.2	1,5
C ₇ H ₁₄	<i>cis</i> -2-Heptene	-79 e	-61 e	-38 e	-8 e	34.3	98.0	5
C ₇ H ₁₄	<i>trans</i> -2-Heptene	-79 e	-61 e	-39 e	-8 e	34.0	97.5	5
C ₇ H ₁₄	<i>cis</i> -3-Heptene	-80 e	-62 e	-40 e	-10 e	32.3	95.3	5
C ₇ H ₁₄	<i>trans</i> -3-Heptene	-80 e	-62 e	-40 e	-10 e	32.2	95.2	5
C ₇ H ₁₄	2-Methyl-1-hexene	-81 e	-64 e	-42 e	-12 e	29.3	91.6	5
C ₇ H ₁₄	4-Methyl-1-hexene	-84 e	-67 e	-45 e	-16 e	25.3	86.3	5
C ₇ H ₁₄	2-Methyl-2-hexene	-80 e	-63 e	-40 e	-10 e	32.0	95.0	5
C ₇ H ₁₄	<i>cis</i> -3-Methyl-2-hexene	-79 e	-62 e	-39 e	-9 e	33.4	96.8	5
C ₇ H ₁₄	<i>trans</i> -4-Methyl-2-hexene	-83 e	-66 e	-44 e	-15 e	25.9	87.1	5
C ₇ H ₁₄	<i>trans</i> -5-Methyl-2-hexene	-83 e	-66 e	-44 e	-15 e	26.3	87.7	5
C ₇ H ₁₄	<i>trans</i> -2-Methyl-3-hexene	-84 e	-67 e	-45 e	-16 e	24.6	85.5	5
C ₇ H ₁₄	3-Ethyl-1-pentene	-85 e	-68 e	-46 e	-17 e	23.2	83.7	5
C ₇ H ₁₄	2,3-Dimethyl-1-pentene	-85 e	-68 e	-46 e	-17 e	23.4	83.8	5
C ₇ H ₁₄	2,4-Dimethyl-1-pentene	-88 e	-71 e	-50 e	-21 e	20.0	81.2	5
C ₇ H ₁₄	3,3-Dimethyl-1-pentene	-87 e	-71 e	-50 e	-21 e	18.1	77.1	5
C ₇ H ₁₄	4,4-Dimethyl-1-pentene	-94 e	-78 e	-57 e	-28 e	11.5	72.1	5
C ₇ H ₁₄	2,3-Dimethyl-2-pentene	-79 e	-62 e	-39 e	-9 e	33.5	96.9	5
C ₇ H ₁₄	2,4-Dimethyl-2-pentene	-84 e	-68 e	-46 e	-18 e	22.6	82.9	5
C ₇ H ₁₄	<i>cis</i> -3,4-Dimethyl-2-pentene	-83 e	-65 e	-43 e	-14 e	27.2	88.8	5
C ₇ H ₁₄	<i>trans</i> -3,4-Dimethyl-2-pentene	-82 e	-64 e	-42 e	-13 e	29.0	91.1	5
C ₇ H ₁₄	<i>cis</i> -4,4-Dimethyl-2-pentene	-90 e	-73 e	-51 e	-22 e	18.6	80.0	5

Mol. Form.	Name	Temperature in °C for the Indicated Pressure						Ref.
		1 Pa	10 Pa	100 Pa	1 kPa	10 kPa	100 kPa	
C ₇ H ₁₄	<i>trans</i> -4,4-Dimethyl-2-pentene	-90 e	-73 e	-52 e	-23 e	16.6	76.3	5
C ₇ H ₁₄	2,3,3-Trimethyl-1-butene	-91 e	-75 e	-53 e	-24.2	16.3	77.5	5
C ₇ H ₁₄	Cycloheptane				6 e	51.1	118.4	1
C ₇ H ₁₄	Methylcyclohexane	-79 e	-62 e	-39 e	-7.9	35.5	100.5	1
C ₇ H ₁₄	Ethylcyclopentane	-76 e	-59 e	-35 e	-5 e	38.4	103.0	5
C ₇ H ₁₄	1,1-Dimethylcyclopentane		-69 e	-47 e	-17 e	24.8	87.4	5
C ₇ H ₁₄	<i>cis</i> -1,2-Dimethylcyclopentane			-38 e	-8 e	34.9	99.0	5
C ₇ H ₁₄	<i>trans</i> -1,2-Dimethylcyclopentane	-83 e	-66 e	-43 e	-13 e	28.4	91.4	5
C ₇ H ₁₄	<i>cis</i> -1,3-Dimethylcyclopentane	-84 e	-66 e	-44 e	-14 e	28.2	91.1	5
C ₇ H ₁₄	<i>trans</i> -1,3-Dimethylcyclopentane	-84 e	-67 e	-44 e	-14 e	27.4	90.3	5
C ₇ H ₁₄ O	1-Heptanal	-41 e	-21 e	4 e	37 e	83.7	152.3	5
C ₇ H ₁₄ O	2-Heptanone		-22 e	3 e	36 e	82.2	150.6	1
C ₇ H ₁₄ O	3-Heptanone		-28 e	0 e	36 e	83.2	147.0	5
C ₇ H ₁₄ O	4-Heptanone	-27 e	-6 e	18.8	50.2	90.3	143.4	5
C ₇ H ₁₄ O	5-Methyl-2-hexanone		-27 e	-2 e	31.0	76.6	144.4	5
C ₇ H ₁₄ O	2,4-Dimethyl-3-pentanone	-61 e	-42 e	-18 e	14 e	58.5	124.8	1
C ₇ H ₁₄ O ₂	Heptanoic acid	24 e	46 e	72 e	107 e	154.6	222.6	5
C ₇ H ₁₄ O ₂	Pentyl acetate	-58 e	-39 e	-14 e	20 e	70.1	149 e	5
C ₇ H ₁₄ O ₂	Isopentyl acetate	-51 e	-30 e	-4 e	30.3	76.2	141.4	5
C ₇ H ₁₄ O ₂	Isobutyl propanoate	-35 e	-19 e	2 e	31 e	72.0	136.1	5
C ₇ H ₁₄ O ₂	Propyl butanoate	-35 e	-19 e	3 e	32.0	74.9	142.8	5
C ₇ H ₁₄ O ₂	Propyl isobutanoate		-28 e	-5.7	24.5	67.5	133.3	5
C ₇ H ₁₄ O ₂	Isopropyl isobutanoate		-44 e	-19.7	12.2	56.0	120.1	5
C ₇ H ₁₄ O ₂	Ethyl 3-methylbutanoate	-57 e	-36 e	-10 e	23.9	69.5	134.4	5
C ₇ H ₁₄ O ₂	Methyl hexanoate	-47 e	-26 e	2 e	36.6	83.3	149 e	5
C ₇ H ₁₄ O ₂	4-Methoxy-4-methyl-2-pentanone				43 e	89.8	160 e	5
C ₇ H ₁₅ Br	1-Bromoheptane	-30 e	-9 e	18 e	54 e	104.4	178.4	5
C ₇ H ₁₅ Cl	1-Chloroheptane	-39 e	-19 e	7 e	41 e	88.6	159.9	5
C ₇ H ₁₅ F	1-Fluoroheptane	-64 e	-45 e	-22 e	10 e	53.3	117.4	5
C ₇ H ₁₅ I	1-Iodoheptane	-19 e	3 e	32 e	71 e	123.8	203.4	5
C ₇ H ₁₆	Heptane	-78.6	-60.2	-37.0	-6.6	35.4	98.0	16
C ₇ H ₁₆	2-Methylhexane	-82 e	-65 e	-43 e	-13 e	27.8	89.7	1
C ₇ H ₁₆	3-Methylhexane	-81 e	-64 e	-42 e	-12 e	29.2	91.5	1
C ₇ H ₁₆	3-Ethylpentane	-81 e	-63 e	-41 e	-11 e	30.5	93.1	1
C ₇ H ₁₆	2,2-Dimethylpentane	-90 e	-73 e	-52 e	-22.9	17.6	78.8	1
C ₇ H ₁₆	2,3-Dimethylpentane	-87 e	-68.4	-45.3	-14.9	26.8	89.3	5
C ₇ H ₁₆	2,4-Dimethylpentane	-89 e	-72 e	-50 e	-21.3	19.2	80.1	1
C ₇ H ₁₆	3,3-Dimethylpentane	-88 e	-71 e	-49 e	-18.8	22.9	85.6	1
C ₇ H ₁₆	2,2,3-Trimethylbutane				-23.2	18.1	80.4	5
C ₇ H ₁₆ O	1-Heptanol		17 e	40 e	70.1	112.5	176 e	1
C ₇ H ₁₆ O	2-Heptanol	-9 e	7 e	27 e	55.0	95.2	158.7	5
C ₇ H ₁₆ O	3-Heptanol	-8 e	7 e	27 e	54.5	93.9	156.3	5
C ₇ H ₁₆ O	4-Heptanol	-16 e	1 e	22 e	51 e	91.9	154.6	5
C ₇ H ₁₆ O	2,2-Dimethyl-3-pentanol			9 e	35 e	73.1	135.5	5
C ₇ H ₁₆ S	1-Heptanethiol	-30 e	-9 e	18 e	53 e	102.7	176.4	5
C ₇ H ₁₇ N	Heptylamine			5 e	39 e	86.7	156.4	5
C ₇ H ₁₈ N ₂	<i>N,N</i> -Diethyl-1,3-propanediamine				50.1	99.9	167.7	5
C ₈ F ₁₈	Perfluorooctane				5 e	45.0	105.6	5
C ₈ H ₄ O ₃	Phthalic anhydride	48.2 s	72.4 s			192.7	284.2	5
C ₈ H ₆ O	Benzofuran		-16 e	12 e	47.9	97.7	170.7	5
C ₈ H ₇ Cl	<i>o</i> -Chlorostyrene	-33 e	-10 e	20 e	58 e	110.8	188 e	5
C ₈ H ₇ N	2-Methylbenzonitrile		1 e	32.1	72.2	126.6	204.7	5
C ₈ H ₇ N	4-Methylbenzonitrile			40.1	78.7	134.3	221.3	5
C ₈ H ₇ N	Benzeneacetonitrile	-3 e	23 e	55.3	97.4	153.7	233.1	5
C ₈ H ₇ N	Indole	20.6 s	44.5 s				254.0	5
C ₈ H ₇ NO ₄	Methyl 2-nitrobenzoate	17 e	49 e	89 e	140 e	208 e	302 e	5
C ₈ H ₈	Styrene		-31 e	-5 e	28.6	75.4	144.7	1
C ₈ H ₈	1,3,5,7-Cyclooctatetraene				24.3	71.0	140.1	5
C ₈ H ₈ O	Acetophenone			36 e	73 e	125.3	201.5	5
C ₈ H ₈ O ₂	Phenyl acetate		3 e	33.1	72.2	123.9	195.5	5

Mol. Form.	Name	Temperature in °C for the Indicated Pressure						Ref.
		1 Pa	10 Pa	100 Pa	1 kPa	10 kPa	100 kPa	
$C_8H_8O_2$	Methyl benzoate		−1 e	29 e	68 e	121.2	198.9	5
$C_8H_8O_2$	4-Methoxybenzaldehyde	9 e	35 e	68.1	110.8	167.9	248.5	5
$C_8H_8O_3$	Methyl salicylate	−1 e	22 e	51 e	88.8	141.8	219.9	5
C_8H_9Cl	1-Chloro-2-ethylbenzene	−30 e	−9 e	18 e	54 e	103.7	177.9	5
C_8H_9Cl	1-Chloro-4-ethylbenzene	−27 e	−6 e	22 e	58 e	108.7	183.9	5
$C_8H_9NO_2$	1-Ethyl-4-nitrobenzene	10 e	36 e	69 e	111.6	168 e	245 e	5
C_8H_{10}	Ethylbenzene	−56.2	−36.8	−12.0	21.1	67.1	135.7	1
C_8H_{10}	<i>o</i> -Xylene			−7 e	27 e	74.2	143.9	1
C_8H_{10}	<i>m</i> -Xylene		−35 e	−10 e	23.4	69.8	138.7	1
C_8H_{10}	<i>p</i> -Xylene				22.4	68.9	137.9	1
$C_8H_{10}O$	<i>o</i> -Ethylphenol		16.9	44.5	81.1	130.9	204.0	5
$C_8H_{10}O$	<i>m</i> -Ethylphenol	5.6	29.2	57.5	91.9	144.8	217.9	5
$C_8H_{10}O$	<i>p</i> -Ethylphenol			60 e	95.5	144.6	217.5	5
$C_8H_{10}O$	2,3-Xylenol	14.3 s	34.3 s	57.2 s	91.4	141.7	216.4	1,5
$C_8H_{10}O$	2,4-Xylenol			50.2	85.5	137.2	210.5	1,5
$C_8H_{10}O$	2,5-Xylenol	13.4 s	33.2 s	55.9 s	87.4	137.0	210.6	5
$C_8H_{10}O$	2,6-Xylenol	−3.1 s	16.7 s	39.6 s	75.3	125.9	200.6	1,5
$C_8H_{10}O$	3,4-Xylenol	19.7 s	40.2 s	63.7 s	102.1	152.3	226.4	1,5
$C_8H_{10}O$	3,5-Xylenol	16.5 s	37.2 s	61.1 s	98.0	147.9	221.3	1,5
$C_8H_{10}O$	Benzeneethanol	2 e	25 e	54 e	92 e	143.6	217.7	5
$C_8H_{10}O$	Phenetole		−9 e	17 e	51 e	99 e	169.3	5
$C_8H_{10}O_2$	2-Phenoxyethanol	21 e	46 e	75.9	115.4	168.7	244.8	5
$C_8H_{10}O_2$	1,3-Dimethoxybenzene	18 e	34 e	56 e	86.7	135.5	223 e	5
$C_8H_{11}N$	<i>p</i> -Ethylaniline	−2 e	21 e	49 e	87 e	139.4	216.7	5
$C_8H_{11}N$	<i>N</i> -Ethylaniline	−15 e	8 e	38 e	76.4	128.8	204.2	5
$C_8H_{11}N$	<i>N,N</i> -Dimethylaniline			28 e	66 e	118.1	193.6	1
$C_8H_{11}N$	2,4-Xylidine	−2 e	21 e	51 e	88 e	139.1	210.9	5
$C_8H_{11}N$	2,6-Xylidine			37 e	80 e	137.7	217.7	5
$C_8H_{11}N$	5-Ethyl-2-picoline	−33 e	−9.3	20 e			178.0	5
$C_8H_{11}NO$	<i>o</i> -Phenetidine	0 e	27 e	60 e	102.2	156.0	228.1	5
C_8H_{12}	1,5-Cyclooctadiene		−37 e	−8 e	30 e	80.2	150 e	5
C_8H_{12}	4-Vinylcyclohexene	−62 e	−43 e	−19 e	14.1	59.9	129 e	5
$C_8H_{12}O_4$	Diethyl maleate	−6 e	20 e	52.2	93.5	148.4	224.8	5
C_8H_{14}	2,5-Dimethyl-1,5-hexadiene	−38 e	−26 e	−10 e	14 e	50.8	115.1	5
C_8H_{14}	1-Octyne	−59 e	−40 e	−16 e	16 e	60.3	125.8	1
C_8H_{14}	2-Octyne	−52 e	−33 e	−8 e	25 e	70.6	137.8	1
C_8H_{14}	3-Octyne	−55 e	−35 e	−11 e	22 e	66.8	132.8	1
C_8H_{14}	4-Octyne	−56 e	−36 e	−12 e	21 e	65.6	131.4	1
C_8H_{14}	1-Ethylcyclohexene	−55 e	−35 e	−11 e	22 e	68 e	136.5	5
$C_8H_{14}O_2$	Cyclohexyl acetate					103.1	172.9	5
$C_8H_{14}O_2$	Butyl methacrylate				47 e	93.3	159.0	5
$C_8H_{14}O_3$	Butanoic anhydride	−28 e	−2 e	30 e	71 e	123.8	196.5	5
$C_8H_{14}O_4$	Ethyl succinate	−6 e	20 e	51.0	91.1	143.7	216.1	5
$C_8H_{14}O_4$	Dipropyl oxalate	−4 e	20 e	49.9	88.6	140.4	213.0	5
$C_8H_{14}O_4$	Dimethyl adipate		28 e	61 e	103 e	156.1	227.3	5
$C_8H_{15}Br$	(2-Bromoethyl)cyclohexane	−14 e	8 e	36.9	75.3	129.7	212.5	5
$C_8H_{15}ClO$	Octanoyl chloride	1 e	22 e	46 e	74.7	109 e	150 e	5
$C_8H_{15}N$	Octanenitrile	−15 e	8 e	37 e	75 e	127.7	204.4	5
C_8H_{16}	1-Octene	−65.7	−46.1	−21.4	10.5	54.9	120.9	1,5
C_8H_{16}	<i>cis</i> -2-Octene	−59 e	−41 e	−17 e	15 e	59 e	125.2	5
C_8H_{16}	<i>trans</i> -2-Octene	−59 e	−41 e	−17 e	14 e	59 e	124.5	5
C_8H_{16}	<i>cis</i> -3-Octene	−65 e	−46 e	−22 e	10 e	55.1	122.4	5
C_8H_{16}	<i>trans</i> -3-Octene	−61 e	−43 e	−19 e	13 e	57 e	122.8	5
C_8H_{16}	<i>cis</i> -4-Octene	−63 e	−44 e	−20 e	11 e	56 e	122.1	5
C_8H_{16}	<i>trans</i> -4-Octene	−65 e	−46 e	−22 e	10 e	54.6	121.8	5
C_8H_{16}	2-Methyl-1-heptene	−66 e	−48 e	−24 e	8 e	52.3	118.7	5
C_8H_{16}	2,2-Dimethyl- <i>cis</i> -3-hexene	−74 e	−56 e	−33 e	−3 e	40.1	105.0	5
C_8H_{16}	2,3-Dimethyl-2-hexene	−65 e	−47 e	−23 e	10 e	54.3	121.3	5
C_8H_{16}	2,3,3-Trimethyl-1-pentene		−53 e	−30 e	1 e	43.8	107.9	5
C_8H_{16}	2,4,4-Trimethyl-1-pentene	−79 e	−61 e	−38 e	−7 e	36.2	101.0	5

Mol. Form.	Name	Temperature in °C for the Indicated Pressure						Ref.
		1 Pa	10 Pa	100 Pa	1 kPa	10 kPa	100 kPa	
C ₈ H ₁₆	2,3,4-Trimethyl-2-pentene	-68 e	-49 e	-26 e	6 e	50.0	115.8	5
C ₈ H ₁₆	2,4,4-Trimethyl-2-pentene	-73 e	-56 e	-33 e	-2 e	40.4	104.5	5
C ₈ H ₁₆	Cyclooctane				30 e	78 e	150.7	1
C ₈ H ₁₆	Ethylcyclohexane	-61 e	-42 e	-17 e	15.8	61.9	131.3	5
C ₈ H ₁₆	1,1-Dimethylcyclohexane			-27 e	5 e	50.6	119.1	5
C ₈ H ₁₆	<i>cis</i> -1,2-Dimethylcyclohexane		-44 e	-20 e	14 e	59.7	129.2	5
C ₈ H ₁₆	<i>trans</i> -1,2-Dimethylcyclohexane	-68 e	-49 e	-25 e	8 e	53.9	122.9	5
C ₈ H ₁₆	<i>cis</i> -1,3-Dimethylcyclohexane	-68 e	-48 e	-23 e	10 e	55.6	123.1	5
C ₈ H ₁₆	<i>trans</i> -1,3-Dimethylcyclohexane	-62 e	-45 e	-23 e	8 e	51.5	120.9	5
C ₈ H ₁₆	<i>cis</i> -1,4-Dimethylcyclohexane	-66 e	-47 e	-23 e	10 e	55.3	123.8	5
C ₈ H ₁₆	<i>trans</i> -1,4-Dimethylcyclohexane			-27 e	5 e	50.6	118.9	5
C ₈ H ₁₆	Propylcyclopentane	-60 e	-41 e	-16 e	16.5	62.1	130.5	5
C ₈ H ₁₆	Isopropylcyclopentane	-65 e	-46 e	-21 e	12 e	57.3	125.9	5
C ₈ H ₁₆	1-Ethyl-1-methylcyclopentane	-67 e	-49 e	-24 e	8 e	53.2	121.0	5
C ₈ H ₁₆	<i>cis</i> -1-Ethyl-2-methylcyclopentane	-63 e	-44 e	-19 e	13.3	59.1	127.6	5
C ₈ H ₁₆	1,1,2-Trimethylcyclopentane				2 e	46.2	113.2	5
C ₈ H ₁₆	1,1,3-Trimethylcyclopentane	-77 e	-59 e	-36 e	-5 e	38.7	104.4	5
C ₈ H ₁₆	1',2',4a-1,2,4-Trimethylcyclo-pentane	-70 e	-52 e	-28 e	4 e	48.9	116.2	5
C ₈ H ₁₆	1',2a,4'-1,2,4-Trimethylcyclo-pentane	-74 e	-56 e	-33 e	-1 e	42.8	108.8	5
C ₈ H ₁₆ O	1-Propylcyclopentanol	9 e	24 e	43 e	69.0	108.4	173.5	5
C ₈ H ₁₆ O	Octanal			6 e	45.7	97.8	170.2	5
C ₈ H ₁₆ O	2-Octanone		-3 e	23 e	57 e	103.8	172.1	5
C ₈ H ₁₆ O	3-Octanone			8 e	47.7	97 e	161 e	5
C ₈ H ₁₆ O	2,2,4-Trimethyl-3-pentanone			11.3	42.1	81.7	134.6	5
C ₈ H ₁₆ O ₂	Octanoic acid	37 e	58 e	85 e	120 e	165.5	238.4	1,5
C ₈ H ₁₆ O ₂	2-Ethylhexanoic acid				108 e	159.6	226.6	5
C ₈ H ₁₆ O ₂	Hexyl acetate	-37 e	-13 e	16 e	52.8	100.4	164 e	5
C ₈ H ₁₆ O ₂	Isopentyl propanoate			3.1	40.7	90.6	159.8	5
C ₈ H ₁₆ O ₂	Isobutyl isobutanoate	-47 e	-26 e	0.4	34.8	81.1	147.0	5
C ₈ H ₁₆ O ₂	Propyl 3-methylbutanoate			1.8	38.9	87.9	155.6	5
C ₈ H ₁₆ O ₂	Ethyl hexanoate	-31 e	-9 e	18.7	53.9	100.7	166.2	5
C ₈ H ₁₆ O ₂	Methyl heptanoate	-30 e	-9 e	19 e	54.2	102.4	172 e	5
C ₈ H ₁₆ O ₄	Diethylene glycol monoethyl ether acetate	-16 e	10.6	43.9	86.2	141.3	216.6	5
C ₈ H ₁₇ Br	1-Bromooctane	-17 e	6 e	34 e	72 e	123.8	200.3	5
C ₈ H ₁₇ Cl	1-Chlorooctane	-25 e	-4 e	23 e	59 e	108.8	182.9	5
C ₈ H ₁₇ Cl	3-(Chloromethyl)heptane					100.3	172.4	5
C ₈ H ₁₇ F	1-Fluorooctane				29 e	74.6	141.8	5
C ₈ H ₁₇ I	1-Iodoctane	-6 e	18 e	48 e	87 e	142.5	224.5	5
C ₈ H ₁₈	Octane		-42.6	-17.9	14.4	58.9	125.3	16
C ₈ H ₁₈	2-Methylheptane	-69 e	-49.1	-24.5	7.6	51.6	117.2	1,5
C ₈ H ₁₈	3-Methylheptane	-67 e	-48.1	-23.6	8.5	52.7	118.5	1,5
C ₈ H ₁₈	4-Methylheptane	-65 e	-47 e	-24 e	7.8	51.6	117.2	5
C ₈ H ₁₈	3-Ethylhexane				8 e	52.1	118.1	5
C ₈ H ₁₈	2,2-Dimethylhexane	-73 e	-55 e	-32 e	-1.5	41.6	106.4	5
C ₈ H ₁₈	2,3-Dimethylhexane				5 e	49.2	115.1	5
C ₈ H ₁₈	2,4-Dimethylhexane				0.6	43.9	109.0	5
C ₈ H ₁₈	2,5-Dimethylhexane	-71 e	-53 e	-30 e	0.7	43.8	108.6	5
C ₈ H ₁₈	3,3-Dimethylhexane	-72 e	-54 e	-30 e	1.4	45.4	111.5	5
C ₈ H ₁₈	3,4-Dimethylhexane				7 e	50.9	117.3	5
C ₈ H ₁₈	3-Ethyl-2-methylpentane	-69 e	-50 e	-27 e	5 e	48.9	115.2	5
C ₈ H ₁₈	3-Ethyl-3-methylpentane	-70 e	-51 e	-27 e	5 e	50.2	117.8	5
C ₈ H ₁₈	2,2,3-Trimethylpentane	-74 e	-56 e	-32 e	-0.8	43.1	109.4	5
C ₈ H ₁₈	2,2,4-Trimethylpentane	-81.9	-63.4	-39.8	-8.9	34.0	98.8	5
C ₈ H ₁₈	2,3,3-Trimethylpentane	-72 e	-54 e	-30 e	2.1	46.9	114.3	5
C ₈ H ₁₈	2,3,4-Trimethylpentane	-74 e	-54.5	-30.0	2.2	46.7	113.1	1,5
C ₈ H ₁₈	2,2,3,3-Tetramethylbutane	-62.5 s	-44 s	-20.9 s	8.9 s	48.8 s	105.8	5
C ₈ H ₁₈ O	1-Octanol	12 e	30 e	53 e	84 e	128.2	194.8	1,39
C ₈ H ₁₈ O	2-Octanol			40 e	69.9	112.5	179.4	1,39
C ₈ H ₁₈ O	3-Octanol	12 e	24 e	40 e	64 e	102.8	174.1	1

Mol. Form.	Name	Temperature in °C for the Indicated Pressure						Ref.
		1 Pa	10 Pa	100 Pa	1 kPa	10 kPa	100 kPa	
C ₈ H ₁₈ O	4-Octanol			40 e	66.9	107.3	176.0	1,39
C ₈ H ₁₈ O	4-Methyl-3-heptanol	−52 e	−28 e	1 e	39 e	87.6	155.0	5
C ₈ H ₁₈ O	5-Methyl-3-heptanol	−35 e	−16 e	8 e	40 e	84.8	153.0	5
C ₈ H ₁₈ O	4-Methyl-4-heptanol	−17 e	1 e	24 e	55 e	97.2	160.7	5
C ₈ H ₁₈ O	2-Ethyl-1-hexanol			45 e	75 e	118.3	184.2	1
C ₈ H ₁₈ O	2-Ethyl-2-hexanol	−13 e	4 e	26 e	55 e	96.3	160.3	5
C ₈ H ₁₈ O	2,4,4-Trimethyl-2-pentanol		−7 e	13 e	40 e	79.8	146.1	5
C ₈ H ₁₈ O	2,2,4-Trimethyl-3-pentanol	−2 e	9 e	24 e	47 e	82.6	150.4	5
C ₈ H ₁₈ O	Dibutyl ether	−55 e	−35 e	−8 e	26 e	73.0	141.2	5
C ₈ H ₁₈ O	Di- <i>sec</i> -butyl ether			−19 e	12.1	55.4	120.6	5
C ₈ H ₁₈ O	Di- <i>tert</i> -butyl ether			−33 e	−2 e	41.7	106.8	1
C ₈ H ₁₈ O ₂	Ethylene glycol monohexyl ether	−13 e	14 e	46 e	86 e	137.7	206.9	5
C ₈ H ₁₈ O ₂	1,2-Dipropoxyethane			−44.2	−2.0	63.6	179.2	5
C ₈ H ₁₈ O ₂	Di- <i>tert</i> -butyl peroxide			−26 e	4.3	46.6	110.5	5
C ₈ H ₁₈ O ₃	Diethylene glycol monobutyl ether	14 e	37 e	66.8	104.9	153 e	230.4	5
C ₈ H ₁₈ O ₃	Diethylene glycol diethyl ether	−32 e	−7 e	25 e	64.9	117.1	189 e	5
C ₈ H ₁₈ O ₅	Tetraethylene glycol	89 e	117 e	151.1	192.2	242.9	307.3	5
C ₈ H ₁₈ S	1-Octanethiol	−15 e	6 e	34 e	71 e	122.1	198.5	5
C ₈ H ₁₈ S	Dibutyl sulfide	−22 e	0 e	27 e	63 e	113.5	188.4	5
C ₈ H ₁₉ N	Dibutylamine	−37 e	−16 e	10 e	44 e	90.8	159.1	5
C ₈ H ₁₉ N	Diisobutylamine	−57 e	−36 e	−9.0	25.5	72.2	139.0	5
C ₈ H ₂₀ O ₄ Si	Ethyl silicate	−77 e	−52 e	−21 e	21.6	80.5	164.1	5
C ₈ H ₂₀ Si	Tetraethylsilane			−6.5	30.5	80.6	152.6	5
C ₉ F ₂₀	Perfluorononane					40 e	114.7	5
C ₉ H ₆ N ₂ O ₂	Toluene-2,4-diisocyanate		39 e	72 e	113.9	169.7	247 e	5
C ₉ H ₇ N	Quinoline	−1.3	23.7	55.4	96.8	153.4	236.5	1,5
C ₉ H ₇ N	Isoquinoline		30.2	60.7	101.3	157.9	242.7	1,5
C ₉ H ₈	Indene			12 e	53.0	106.8	181.0	5
C ₉ H ₁₀	<i>cis</i> -1-Propenylbenzene	−38 e	−15.4	13.3	51.4	103.7	178.4	5
C ₉ H ₁₀	<i>trans</i> -1-Propenylbenzene		−16 e	13.3	51.6	103.7	178.4	5
C ₉ H ₁₀	Isopropenylbenzene			3.2	41.5	92.8	164.9	5
C ₉ H ₁₀	Indan	−33 e	−12 e	16 e	52 e	102.3	177.5	1
C ₉ H ₁₀ O	2,4-Dimethylbenzaldehyde	−3 e	23 e	54 e	93.2	144.6	214.5	5
C ₉ H ₁₀ O ₂	Ethyl benzoate	−18 e	8 e	39 e	80.1	135.1	212.8	5
C ₉ H ₁₀ O ₂	Benzyl acetate	−11 e	15 e	46.6	86.9	139.5	211 e	5
C ₉ H ₁₁ Br	1-Bromo-4-isopropylbenzene	−8 e	15 e	45 e	84 e	138.1	218.5	5
C ₉ H ₁₁ Cl	1-Chloro-2-isopropylbenzene	−23 e	−1 e	27 e	64 e	114.6	190.5	5
C ₉ H ₁₁ Cl	1-Chloro-4-isopropylbenzene		3 e	31 e	69 e	120.5	197.8	5
C ₉ H ₁₂	Propylbenzene	−43 e	−23 e	4 e	38 e	86.7	158.8	1
C ₉ H ₁₂	Isopropylbenzene	−46 e	−26 e	−1 e	33 e	80.9	152.0	1
C ₉ H ₁₂	<i>o</i> -Ethyltoluene	−40 e	−19 e	8 e	43 e	92.1	164.7	5
C ₉ H ₁₂	<i>m</i> -Ethyltoluene	−42 e	−21 e	5 e	40.4	88.9	160.8	5
C ₉ H ₁₂	<i>p</i> -Ethyltoluene	−41 e	−21 e	6 e	41 e	89.2	161.5	5
C ₉ H ₁₂	1,2,3-Trimethylbenzene		−12 e	15 e	52 e	101.5	175.6	1
C ₉ H ₁₂	1,2,4-Trimethylbenzene	−37 e	−16 e	11 e	47 e	95.9	168.9	1
C ₉ H ₁₂	1,3,5-Trimethylbenzene	−39 e	−18 e	9 e	43.7	92.4	164.3	1
C ₉ H ₁₂ O	Benzyl ethyl ether		−10 e	20.4	59.3	111.3	184.5	5
C ₉ H ₁₂ O	Phenyl propyl ether		−10 e	21 e	61 e	113.9	189.3	5
C ₉ H ₁₂ O	Phenyl isopropyl ether	−20 e	−1 e	23 e	56 e	103.7	176.9	5
C ₉ H ₁₃ N	2,4,6-Trimethylaniline	12 e	36 e	66 e	104.1	154.9	226 e	5
C ₉ H ₁₃ N	<i>N,N</i> -Dimethyl- <i>o</i> -toluidine	−25 e	−3 e	24.4	60.6	110.7	184.5	5
C ₉ H ₁₃ N	Amphetamine			33 e	70.1	118 e	202.0	5
C ₉ H ₁₄ O	Isophorone		1 e	33.1	75.1	132.4	215.1	5
C ₉ H ₁₄ O ₆	Triacetin	37.6	62 e	90 e	124 e	165 e	214 e	5
C ₉ H ₁₆ O ₄	Diethyl glutarate	−1 e	26 e	60.2	103.3	159.6	236.5	5
C ₉ H ₁₇ N	Nonanenitrile	−3 e	21 e	50.9	90.7	145.4	225.1	5
C ₉ H ₁₈	1-Nonene	−50.1	−29.4	−3.3	30.4	77.1	146.4	1,5
C ₉ H ₁₈	2-Methyl-1-octene	−53 e	−34 e	−9 e	25 e	72 e	144.1	5
C ₉ H ₁₈	Butylcyclopentane	−45 e	−24 e	1 e	36 e	84 e	156.1	5
C ₉ H ₁₈	Propylcyclohexane	−46 e	−26 e	0 e	35.1	83.6	156.2	5

Mol. Form.	Name	Temperature in °C for the Indicated Pressure						Ref.
		1 Pa	10 Pa	100 Pa	1 kPa	10 kPa	100 kPa	
C ₉ H ₁₈	Isopropylcyclohexane	−48 e	−28 e	−2 e	33 e	81.3	154.0	5
C ₉ H ₁₈	<i>trans</i> -1-Ethyl-4-methylcyclo-hexane	−53 e	−33 e	−8 e	25 e	71.8	141.5	5
C ₉ H ₁₈	1,1,2-Trimethylcyclohexane			−12 e	23 e	71.5	145.5	5
C ₉ H ₁₈	1,1,3-Trimethylcyclohexane	−60 e	−41 e	−16 e	18 e	65.2	136.1	5
C ₉ H ₁₈	1',2a,4a-1,2,4-Trimethylcyclo-hexane	−71 e	−50 e	−22 e	15 e	65.7	140.7	5
C ₉ H ₁₈	1',3',5'-1,3,5-Trimethylcyclo-hexane	−72 e	−50 e	−22 e	14 e	65.1	140.0	5
C ₉ H ₁₈	Isobutylcyclopentane	−105 e	−88 e	−64 e	−28 e	31 e	147.0	5
C ₉ H ₁₈	<i>cis</i> -1-Methyl-2-propylcyclo-pentane	−52 e	−33 e	−7 e	28 e	77 e	152.0	5
C ₉ H ₁₈	<i>trans</i> -1-Methyl-2-propylcyclo-pentane	−56 e	−36 e	−11 e	23 e	72 e	145.8	5
C ₉ H ₁₈	1,1,3,3-Tetramethylcyclo-pentane	−72 e	−54 e	−30 e	2 e	47 e	117.4	5
C ₉ H ₁₈ O	Nonanal		−3 e	27.4	65.5	115.6	184.6	5
C ₉ H ₁₈ O	2-Nonanone		8 e	35 e	71 e	121.0	194.0	5
C ₉ H ₁₈ O	5-Nonanone			−1 e	39.1	94 e	188 e	5
C ₉ H ₁₈ O	2,6-Dimethyl-4-heptanone	−32 e	−12 e	14 e	48 e	96.2	167.7	5
C ₉ H ₁₈ O ₂	Nonanoic acid	48 e	69 e	97 e	133 e	182.7	255.1	5
C ₉ H ₁₈ O ₂	Heptyl acetate	−16 e	6 e	34 e	70 e	119.9	191.9	5
C ₉ H ₁₈ O ₂	Isopentyl butanoate				55 e	105.6	178.4	5
C ₉ H ₁₈ O ₂	Isobutyl 3-methylbutanoate			11.3	48.3	97.9	168.3	5
C ₉ H ₁₈ O ₂	Propyl hexanoate	−26 e	−2 e	28 e	65.1	113.4	178 e	5
C ₉ H ₁₈ O ₂	Methyl octanoate	−26 e	−9 e	13 e	40 e	76 e	127.9	5
C ₉ H ₁₉ Cl	1-Chlorononane	−11 e	11 e	39 e	76 e	127.8	204.7	5
C ₉ H ₂₀	Nonane	−46.8	−26.0	0.0	34.0	80.8	150.3	16
C ₉ H ₂₀	2-Methyloctane	−49 e	−30 e	−5 e	28 e	73.9	142.8	5
C ₉ H ₂₀	3-Methyloctane	−49 e	−29 e	−5 e	29 e	74.7	143.7	5
C ₉ H ₂₀	4-Methyloctane	−50 e	−30 e	−6 e	27 e	73.2	141.9	5
C ₉ H ₂₀	2,2-Dimethylheptane	−58 e	−39 e	−15 e	18 e	63.6	132.3	5
C ₉ H ₂₀	2,3-Dimethylheptane	−53 e	−33 e	−9 e	25 e	70.8	140.0	5
C ₉ H ₂₀	2,6-Dimethylheptane	−55 e	−36 e	−12 e	21 e	66.4	134.7	5
C ₉ H ₂₀	3-Ethyl-4-methylhexane			−9 e	24 e	70.6	139.9	5
C ₉ H ₂₀	2,2,4-Trimethylhexane	−66.1	−46.4	−21.3	11.8	57.7	126.0	5
C ₉ H ₂₀	2,2,5-Trimethylhexane	−65.1	−45.8	−21.2	11.2	56.2	123.7	1,5
C ₉ H ₂₀	2,3,3-Trimethylhexane	−58 e	−38 e	−13 e	20 e	66.7	137.2	5
C ₉ H ₂₀	2,3,5-Trimethylhexane	−60 e	−41 e	−16 e	17 e	62.3	130.9	5
C ₉ H ₂₀	2,4,4-Trimethylhexane	−62 e	−43 e	−18 e	15 e	61.0	130.2	5
C ₉ H ₂₀	3,3,4-Trimethylhexane	−53 e	−33 e	−7 e	28 e	76.3	148.9	5
C ₉ H ₂₀	3,3-Diethylpentane			−9 e	26 e	73.7	145.7	1
C ₉ H ₂₀	3-Ethyl-2,4-dimethylpentane	−58 e	−38 e	−13 e	20 e	66.7	136.2	5
C ₉ H ₂₀	2,2,3,3-Tetramethylpentane			21 e	68.5	139.8	139.8	1
C ₉ H ₂₀	2,2,3,4-Tetramethylpentane	−61 e	−42 e	−17 e	16 e	62.5	132.6	1
C ₉ H ₂₀	2,2,4,4-Tetramethylpentane		−49 e	−25 e	8 e	53.2	121.8	1
C ₉ H ₂₀	2,3,3,4-Tetramethylpentane	−57 e	−37 e	−12 e	22 e	69.7	141.1	1
C ₉ H ₂₀ O	1-Nonanol		40 e	64 e	96.9	141.0	213.0	5,39
C ₉ H ₂₀ O	3-Nonanol		24 e	47 e	78 e	123.0	194.2	5
C ₉ H ₂₀ O	4-Nonanol			45 e	76.4	121.3	192.0	5
C ₉ H ₂₀ O	5-Nonanol	13 e	31 e	54 e	84.5	128.1	194.7	5
C ₉ H ₂₀ O	2,2,4,4-Tetramethyl-3-pentanol				58	100	167	5
C ₉ H ₂₀ S	1-Nonanethiol	−2 e	21 e	49 e	87 e	140.4	219.2	5
C ₉ H ₂₁ BO ₃	Triisopropyl borate					73.1	139.0	5
C ₉ H ₂₁ N	Nonylamine		9 e	37 e	75 e	126.2	202.1	5
C ₉ H ₂₁ N	Tripropylamine	−39 e	−18 e	8 e	42 e	88.2	156.0	5
C ₁₀ F ₈	Perfluoronaphthalene	5.2 s	25.1 s	48.1 s				5
C ₁₀ F ₂₂	Perfluorodecane					52 e	132.9	5
C ₁₀ H ₇ Br	1-Bromonaphthalene	17 e	45 e	80.3	126.7	189.8	280.5	5
C ₁₀ H ₇ Cl	1-Chloronaphthalene	14 e	39 e	70.5	112.8	171.6	258.6	5
C ₁₀ H ₈	Naphthalene**	3.2 s	24.1 s	49.3 s	80.7	135.6	217.5	1,5
C ₁₀ H ₈	Azulene	24.1 s	46 s	71.5 s	103.3	162.6	244.0	5
C ₁₀ H ₈ O	1-Naphthol				137.2	196.7	281.8	5
C ₁₀ H ₈ O	2-Naphthol				140.7	200.5	286.8	5
C ₁₀ H ₉ N	1-Naphthalenamine		62 e	99.0	146.9	210.7	300.1	5
C ₁₀ H ₉ N	2-Naphthalenamine	36.3 s	65.9 s	103 s	150.9	215.1	305.5	5

Mol. Form.	Name	Temperature in °C for the Indicated Pressure						Ref.
		1 Pa	10 Pa	100 Pa	1 kPa	10 kPa	100 kPa	
$C_{10}H_9N$	2-Methylquinoline	5.3	31.9	63.8	102.9	165.8	247.2	5
$C_{10}H_9N$	4-Methylquinoline	29 e	54 e	85 e	127 e	183.0	265.1	5
$C_{10}H_9N$	6-Methylquinoline	27 e	51 e	81 e	122 e	179.2	264.5	5
$C_{10}H_9N$	8-Methylquinoline	15 e	40 e	70 e	111 e	166.1	247.3	5
$C_{10}H_{10}$	<i>m</i> -Divinylbenzene	-29 e	-4 e	27.1	67.6	122.1	199 e	5
$C_{10}H_{10}O_4$	Dimethyl phthalate	27 e	56 e	92.7	137.8	195.8	272.7	5
$C_{10}H_{10}O_4$	Dimethyl isophthalate			85 e	129.5	189.2	273 e	5
$C_{10}H_{10}O_4$	Dimethyl terephthalate	56.6 s	79.4 s	106.1 s	137.9 s	197.9	282 e	5
$C_{10}H_{12}$	1,2,3,4-Tetrahydronaphthalene	-21 e	3 e	33.2	74.1	127.4	207.8	5
$C_{10}H_{12}$	2-Ethylstyrene	-31 e	-8 e	21 e	60 e	111.7	187 e	5
$C_{10}H_{12}$	3-Ethylstyrene	-28 e	-5.3	24.1	62.6	116 e	193 e	5
$C_{10}H_{12}$	4-Ethylstyrene	-31 e	-8.2	21.3	60.5	115 e	196 e	5
$C_{10}H_{12}O$	Estragole			48.5	88.0	140.7	214.6	5
$C_{10}H_{12}O$	4-Isopropylbenzaldehyde			54.1	96.0	152.2	231.5	5
$C_{10}H_{12}O_2$	4-Allyl-2-methoxyphenol	9 e	37 e	72 e	115.9	173.8	252.9	5
$C_{10}H_{12}O_2$	2-Phenylethyl acetate	-4 e	22 e	54 e	96 e	152.3	232.0	5
$C_{10}H_{12}O_2$	Propyl benzoate	-8 e	18 e	50.2	92.3	149.2	230.5	5
$C_{10}H_{12}O_2$	Ethyl phenylacetate	-9 e	19 e	52 e	95 e	150.2	225 e	5
$C_{10}H_{12}O_2$	Isoeugenol				125 e	185.3	267.1	5
$C_{10}H_{14}$	Butylbenzene	-28 e	-7 e	21 e	56.9	107.6	182.8	1,5
$C_{10}H_{14}$	<i>sec</i> -Butylbenzene	-35 e	-14 e	13 e	48 e	98.3	172.8	5
$C_{10}H_{14}$	<i>tert</i> -Butylbenzene	-37 e	-16 e	10 e	46 e	94.9	168.6	5
$C_{10}H_{14}$	Isobutylbenzene	-36 e	-15 e	12 e	47.9	97.8	172.3	5
$C_{10}H_{14}$	<i>o</i> -Cymene	-39 e	-16 e	13 e	51 e	103.1	177.8	5
$C_{10}H_{14}$	<i>m</i> -Cymene	-34 e	-13 e	14 e	50 e	99.9	174.6	5
$C_{10}H_{14}$	<i>p</i> -Cymene	-33 e	-12 e	16 e	52 e	102.2	176.6	5
$C_{10}H_{14}$	<i>o</i> -Diethylbenzene	-28 e	-6 e	21 e	58 e	107.9	182.9	5
$C_{10}H_{14}$	<i>m</i> -Diethylbenzene	-28 e	-7 e	20 e	56 e	106.2	180.6	5
$C_{10}H_{14}$	<i>p</i> -Diethylbenzene	-28 e	-6 e	21 e	57 e	108.1	183.3	5
$C_{10}H_{14}$	3-Ethyl-1,2-dimethylbenzene	-22 e	0 e	28 e	66 e	117.2	193.4	5
$C_{10}H_{14}$	4-Ethyl-1,2-dimethylbenzene	-24 e	-2 e	26 e	63 e	113.6	189.2	5
$C_{10}H_{14}$	2-Ethyl-1,3-dimethylbenzene		-2 e	26 e	63 e	113.7	189.5	5
$C_{10}H_{14}$	2-Ethyl-1,4-dimethylbenzene	-27 e	-5 e	23 e	60 e	110.6	186.4	5
$C_{10}H_{14}$	1-Ethyl-2,4-dimethylbenzene	-25 e	-4 e	24 e	61 e	112.2	187.9	5
$C_{10}H_{14}$	1-Ethyl-3,5-dimethylbenzene	-28 e	-6 e	21 e	58 e	108.3	183.2	5
$C_{10}H_{14}$	1-Methyl-2-propylbenzene	-27 e	-6 e	22 e	58.2	108.9	184.3	5
$C_{10}H_{14}$	1-Methyl-3-propylbenzene	-29 e	-8 e	20 e	56.1	106.5	181.3	5
$C_{10}H_{14}$	1-Methyl-4-propylbenzene	-29 e	-7 e	20 e	56.6	107.4	182.8	5
$C_{10}H_{14}$	1,2,3,4-Tetramethylbenzene		7 e	36 e	74 e	126.6	204.5	5
$C_{10}H_{14}$	1,2,3,5-Tetramethylbenzene	-19 e	3 e	32 e	69 e	120.9	197.5	5
$C_{10}H_{14}$	1,2,4,5-Tetramethylbenzene					119.9	196.3	5
$C_{10}H_{14}O$	2-Butylphenol	7 e	31 e	61 e	101 e	155.2	234.4	5
$C_{10}H_{14}O$	Butyl phenyl ether	-16 e	8 e	38 e	77 e	131.3	209.7	5
$C_{10}H_{14}O$	Thymol	18.9 s	37.9 s	59.5	101.2	155.0	230.4	5
$C_{10}H_{15}N$	2-Methyl-5-isopropylaniline	19 e	43 e	72 e	107.4	150 e	204 e	5
$C_{10}H_{15}N$	<i>N</i> -Butylaniline	11 e	35 e	66 e	106 e	160.9	241.0	5
$C_{10}H_{15}N$	<i>N,N</i> -Diethylaniline	-11 e	14 e	44.3	84.2	138.4	216.3	5
$C_{10}H_{16}$	Dipentene	-42 e	-19 e	10.6	48.7	100.2	173.9	5
$C_{10}H_{16}$	<i>d</i> -Limonene	-45 e	-21 e	9.1	48.0	100.4	174.5	5
$C_{10}H_{16}$	<i>l</i> -Limonene	-33 e	-12 e	16 e	52.0	102.3	177.0	21
$C_{10}H_{16}$	β -Myrcene			9.4	47.3	98.3	171.0	5
$C_{10}H_{16}$	α -Pinene	-48 e	-27 e	-1 e	33.6	82.2	155.1	21
$C_{10}H_{16}$	β -Pinene	-43 e	-22 e	5.0	40.6	90.5	165.5	21
$C_{10}H_{16}$	Camphene					90.7	160.1	4
$C_{10}H_{16}$	Terpinolene			26.5	64.9	115.4	184.6	5
$C_{10}H_{16}$	β -Phellandrene			16 e	53.2	104 e	171.0	5
$C_{10}H_{16}O$	(+)-Camphor	-15.8 s	10 s	41.5 s	80.8 s	131.4 s	207.6	5
$C_{10}H_{16}O$	Pulegone	37 e	49.1	66.4	92.2	135.1	220.2	5
$C_{10}H_{18}$	1-Decyne	-34 e	-13 e	14 e	51 e	100.3	173.5	5
$C_{10}H_{18}$	<i>cis</i> -Decahydronaphthalene	-26 e	-4 e	24 e	62.4	115.5	195.3	1

Mol. Form.	Name	Temperature in °C for the Indicated Pressure						Ref.
		1 Pa	10 Pa	100 Pa	1 kPa	10 kPa	100 kPa	
$C_{10}H_{18}$	<i>trans</i> -Decahydronaphthalene		−10 e	18 e	55.3	107.9	186.8	1
$C_{10}H_{18}O$	α -Terpineol			48	89	142	217	4
$C_{10}H_{18}O$	Eucalyptol			10.6	48.5	100.3	175.4	5
$C_{10}H_{18}O$	<i>trans</i> -Geraniol	4 e	31 e	63.2	104.3	157.7	229.6	5
$C_{10}H_{18}O_4$	Sebacic acid	125.9 s						5
$C_{10}H_{18}O_4$	Dipropyl succinate	11 e	38 e	72.1	115.4	172.3	250.4	5
$C_{10}H_{18}O_4$	Diethyl adipate	4 e	35 e	72 e	116.6	171.2	239.5	5
$C_{10}H_{19}N$	Decanenitrile	13 e	36 e	66 e	105.8	160.6	241.6	5
$C_{10}H_{20}$	1-Decene	−35.5	−13.7	13.7	49.0	97.9	170.1	1,5
$C_{10}H_{20}$	Cyclodecane			29 e	68 e	121.3	201.8	1
$C_{10}H_{20}$	Butylcyclohexane	−31 e	−9 e	18 e	54 e	104.7	180.4	5
$C_{10}H_{20}$	Isobutylcyclohexane	−37 e	−16 e	10 e	46 e	95.9	170.8	5
$C_{10}H_{20}$	<i>tert</i> -Butylcyclohexane	−39 e	−18 e	9 e	45 e	95.3	171.1	5
$C_{10}H_{20}O$	Decanal		16 e	47.2	86.3	137.7	208.0	5
$C_{10}H_{20}O_2$	Decanoic acid	58 e	80 e	108 e	145 e	195.2	269.5	5
$C_{10}H_{20}O_2$	Octyl acetate	−26 e	−3 e	27 e	66.3	120.0	198.2	5
$C_{10}H_{20}O_2$	2-Ethylhexyl acetate	−11 e	5 e	26 e	57.6	107.1	197.2	5
$C_{10}H_{20}O_2$	Isopentyl isopentanoate			22 e	62.8	116.9	193.6	5
$C_{10}H_{20}O_2$	Ethyl octanoate	−17 e	9 e	41 e	81.4	133.2	203 e	5
$C_{10}H_{20}O_4$	Diethylene glycol monobutyl ether acetate	6 e	34 e	69 e	112.6	169.2	245.4	5
$C_{10}H_{21}Br$	1-Bromodecane	9 e	33 e	63 e	104 e	159.2	240.0	5
$C_{10}H_{21}Cl$	1-Chlorodecane	2 e	25 e	54 e	92 e	145.7	225.3	5
$C_{10}H_{21}F$	1-Fluorodecane	−22 e	0 e	27 e	64 e	113.3	185.7	5
$C_{10}H_{22}$	Decane		−10.6	16.7	52.3	101.1	173.7	16
$C_{10}H_{22}$	2-Methylnonane	−34 e	−14 e	12 e	47 e	94.8	166.5	5
$C_{10}H_{22}$	3-Methylnonane	−34 e	−14 e	12 e	47 e	95.1	167.3	5
$C_{10}H_{22}$	4-Methylnonane	−36 e	−16 e	10 e	45 e	93.1	165.2	5
$C_{10}H_{22}$	5-Methylnonane	−36 e	−16 e	10 e	45 e	92.6	164.6	5
$C_{10}H_{22}$	2,4-Dimethyloctane				38 e	84.9	155.4	5
$C_{10}H_{22}$	2,7-Dimethyloctane	−39 e	−19 e	7 e	41 e	88.4	159.4	5
$C_{10}H_{22}$	2,2,6-Trimethylheptane	−46 e	−27 e	−2 e	32 e	78.5	148.4	5
$C_{10}H_{22}$	3,3,5-Trimethylheptane			0 e	35 e	82.7	155.2	5
$C_{10}H_{22}$	2,2,3,3-Tetramethylhexane	−46 e	−25 e	1 e	36 e	85.6	159.8	5
$C_{10}H_{22}$	2,2,5,5-Tetramethylhexane			−10 e	22 e	68.3	137.0	5
$C_{10}H_{22}$	2,4-Dimethyl-3-isopentylpentane	−46 e	−26 e	0 e	35 e	83.2	156.5	5
$C_{10}H_{22}$	2,2,3,3,4-Pentamethylpentane		−24 e	3 e	39 e	89.1	165.5	5
$C_{10}H_{22}$	2,2,3,4,4-Pentamethylpentane		−29 e	−3 e	33 e	82.8	158.7	5
$C_{10}H_{22}O$	1-Decanol	30 e	50 e	75 e	109 e	157.3	230.6	1,39
$C_{10}H_{22}O$	4-Decanol	18 e	37 e	61 e	93 e	139 e	210 e	5
$C_{10}H_{22}O$	Dipentyl ether	−31 e	−8 e	22 e	60 e	111.6	186.2	5
$C_{10}H_{22}O$	Diisopentyl ether			14.0	51.5	101.8	172.8	5
$C_{10}H_{22}O_2$	Ethylene glycol dibutyl ether	0 e	20 e	44 e	78.4	127.1	202.9	5
$C_{10}H_{22}O_5$	Tetraethylene glycol dimethyl ether				138 e	200.9	275.3	5
$C_{10}H_{22}S$	1-Decanethiol	11 e	34 e	64 e	103 e	157.5	238.6	5
$C_{10}H_{22}S$	Diisopentylsulfide			7 e	82 e	118 e	139 e	5
$C_{10}H_{23}N$	Dipentylamine				77 e	127.7	202.0	5
$C_{10}H_{30}O_3Si_4$	Decamethyltetrasiloxane	−31 e	−6 e	26 e	66.8	118.8	193.9	5
$C_{10}H_{30}O_5Si_5$	Decamethylcyclopentasiloxane	−2 e	19 e	46 e	82 e	132.9	210.4	5
$C_{11}H_8O_2$	1-Naphthalenecarboxylic acid				191.9	239.3	299.6	5
$C_{11}H_8O_2$	2-Naphthalenecarboxylic acid				197.9	246.0	308.1	5
$C_{11}H_{10}$	1-Methylnaphthalene	5 e	29 e	60 e	102 e	159.1	244.1	1
$C_{11}H_{10}$	2-Methylnaphthalene			57 e	99 e	156.0	240.5	1
$C_{11}H_{12}O_2$	Ethyl <i>trans</i> -cinnamate			79	125	187	271	4
$C_{11}H_{12}O_3$	Myristicin	23 e	53 e	88.9	135.2	196.0	279.4	5
$C_{11}H_{14}$	4-Isopropylstyrene	−25 e	−1 e	30.2	70.3	124.5	202.1	5
$C_{11}H_{14}$	1,2,3,4-Tetrahydro-5-methylnaphthalene	9 e	31 e	60 e	99 e	153.1	233.8	5
$C_{11}H_{14}$	1,2,3,4-Tetrahydro-6-methylnaphthalene	17 e	36 e	62 e	97 e	147.8	228.5	5
$C_{11}H_{14}O_2$	Butyl benzoate	6 e	34 e	67.9	110.3	165 e	237 e	5
$C_{11}H_{16}$	Pentylbenzene	−14 e	8 e	37 e	74 e	126.7	204.9	5

Mol. Form.	Name	Temperature in °C for the Indicated Pressure						Ref.
		1 Pa	10 Pa	100 Pa	1 kPa	10 kPa	100 kPa	
C ₁₁ H ₁₆	<i>p</i> -tert-Butyltoluene	−24 e	−2 e	27 e	64.1	115.5	190.8	5
C ₁₁ H ₁₆	1,3-Diethyl-5-methylbenzene	−26 e	−1 e	29.5	69.5	123.5	200.2	5
C ₁₁ H ₁₆	2-Ethyl-1,3,5-trimethylbenzene		6 e	36 e	75.7	129.6	207.6	5
C ₁₁ H ₁₆	1-Ethyl-2,4,5-trimethylbenzene	−13 e	11 e	40 e	79.4	132.1	207.7	5
C ₁₁ H ₂₀	1-Undecyne	−22 e	0 e	29 e	67 e	118.5	194.5	5
C ₁₁ H ₂₀	2-Undecyne	−17 e	6 e	35 e	74 e	127.4	205.4	5
C ₁₁ H ₂₀ O ₂	10-Undecenoic acid	35 e	67 e	105 e	150.0	205.4	274.5	5
C ₁₁ H ₂₀ O ₄	Ethyl diethylmalonate			74 e	105 e	149.4	219 e	5
C ₁₁ H ₂₁ N	Undecanenitrile			78.6	120.3	177.3	259.9	5
C ₁₁ H ₂₂	1-Undecene	−21.6	1.2	29.7	66.4	117.1	192.2	5
C ₁₁ H ₂₂	<i>cis</i> -2-Undecene	−14 e	7 e	34 e	70.2	120.6	196 e	5
C ₁₁ H ₂₂	<i>trans</i> -2-Undecene	−14 e	7 e	33 e	69.3	119.6	195 e	5
C ₁₁ H ₂₂	<i>cis</i> -4-Undecene	−19 e	3 e	30 e	66.6	117.1	192 e	5
C ₁₁ H ₂₂	<i>trans</i> -4-Undecene	−17 e	4 e	31 e	67.1	117.4	193 e	5
C ₁₁ H ₂₂	<i>cis</i> -5-Undecene	−19 e	2 e	30 e	66.2	116.7	191 e	5
C ₁₁ H ₂₂	<i>trans</i> -5-Undecene	−18 e	3 e	31 e	67.0	117.4	192 e	5
C ₁₁ H ₂₂	Pentylcyclohexane	−17 e	6 e	34 e	72 e	124.2	202.7	5
C ₁₁ H ₂₂	Hexylcyclopentane	−15 e	7 e	36 e	73 e	125.0	202.5	5
C ₁₁ H ₂₂ O	2-Undecanone	17 e	37 e	64.3	103.0	153.6	232.6	1,5
C ₁₁ H ₂₂ O	6-Undecanone		28 e	57 e	95 e	148.4	226.9	1
C ₁₁ H ₂₂ O ₂	Undecanoic acid	68 e	90 e	118 e	156 e	207.2	283.6	5
C ₁₁ H ₂₂ O ₂	Heptyl butanoate	2 e	29 e	62 e	102.6	155.1	224.7	5
C ₁₁ H ₂₂ O ₂	Propyl octanoate	−2 e	23 e	55 e	94.0	145.2	215 e	5
C ₁₁ H ₂₂ O ₂	Methyl decanoate	10 e	33 e	62 e	100.9	154.0	232 e	5
C ₁₁ H ₂₄	Undecane	−18.4	4.3	32.6	69.5	120.2	195.4	16
C ₁₁ H ₂₄	2-Methyldecane	−20 e	1 e	28 e	64 e	114.0	188.7	5
C ₁₁ H ₂₄	3-Methyldecane	−35 e	−10 e	22 e	61.9	115.6	190.4	5
C ₁₁ H ₂₄	4-Methyldecane	−38 e	−12 e	20 e	60.8	113.9	186.4	5
C ₁₁ H ₂₄	2,4,7-Trimethyloctane				43 e	94 e	170.4	5
C ₁₁ H ₂₄ O	1-Undecanol	52.2	80.0	82 e	118 e	167.6	244.1	5
C ₁₁ H ₂₄ S	1-Undecanethiol	23 e	47 e	77 e	118 e	173.6	256.8	5
C ₁₂ F ₂₇ N	Trinonafluorobutylamine		3 e	29.0	63.3	109.9	176.8	5
C ₁₂ H ₈	Acenaphthylene	24 s	49.8 s	80.6 s				5
C ₁₂ H ₉ N	Carbazole					254.7	354.0	5
C ₁₂ H ₁₀	Acenaphthene				126.2	187 e	276 e	1
C ₁₂ H ₁₀	Biphenyl			69.0	111.1	169.5	254.7	1
C ₁₂ H ₁₀ N ₂	Azobenzene			98.1	144.8	206.7	292.7	4
C ₁₂ H ₁₀ O	Diphenyl ether		44 e	75 e	116 e	173 e	257.4	5
C ₁₂ H ₁₀ O	1-Acetonephthone	37 e	69 e	107.0	154.6	215.2	294.9	5
C ₁₂ H ₁₀ O	2-Acetonephthone	48.3 s		118.7	163.0	221.1	300.3	5
C ₁₂ H ₁₀ S	Diphenyl sulfide	20 e	51 e	88.7	137.5	202.2	291.8	5
C ₁₂ H ₁₁ N	Diphenylamine	48 s		102.8	150.5	213.7	301.4	5
C ₁₂ H ₁₂	1-Ethyl-naphthalene	16 e	41 e	72 e	114 e	171.8	257.7	5
C ₁₂ H ₁₂	2-Ethyl-naphthalene	14 e	39 e	71 e	113 e	171.2	257.3	5
C ₁₂ H ₁₂	1,2-Dimethylnaphthalene	26 e	51 e	82 e	123 e	180.5	265.7	5
C ₁₂ H ₁₂	2,7-Dimethylnaphthalene	31.5 s	53.1 s	78.8 s	115.9	175 e	260 e	5
C ₁₂ H ₁₄ O ₄	Diethyl phthalate	12 e	51 e	96 e	150.5	215.9	296.2	5
C ₁₂ H ₁₆	<i>p</i> -Isopropenylisopropylbenzene	−11 e	15 e	46 e	87 e	142.4	221 e	5
C ₁₂ H ₁₆	Cyclohexylbenzene		28 e	58 e	98 e	154.7	239.5	5
C ₁₂ H ₁₆ O ₂	3-Methylbutyl benzoate			66 e	115.0	177.7	261.4	5
C ₁₂ H ₁₈	Hexylbenzene	−2 e	22 e	51 e	90 e	144.5	225.5	5
C ₁₂ H ₁₈	1,2-Diisopropylbenzene	−14 e	9 e	37 e	74 e	125.9	203.2	5
C ₁₂ H ₁₈	1,3-Diisopropylbenzene	−14 e	8 e	36 e	74 e	125.5	202.6	5
C ₁₂ H ₁₈	1,4-Diisopropylbenzene	−6 e	18 e	49 e	90 e	148.8	238 e	5
C ₁₂ H ₁₈	Hexamethylbenzene	46.3 s	72.5 s	81.7 s	121.8 s	178.3	263.7	5
C ₁₂ H ₁₈	1,5,9-Cyclododecatriene	−14 e	11 e	44 e	87 e	145.0	229.8	5
C ₁₂ H ₂₀ O ₂	Geranyl acetate			67.7	110.8	166.9	242.9	5
C ₁₂ H ₂₀ O ₄	Dibutyl maleate	12.3	50.4	94.0	144.2	203 e	272 e	5
C ₁₂ H ₂₂	1-Dodecane	−11 e	13 e	43 e	82 e	135.8	214.4	5
C ₁₂ H ₂₂	Cyclohexylcyclohexane		20 e	53.1	96.0	154.1	237.2	5

Mol. Form.	Name	Temperature in °C for the Indicated Pressure						Ref.
		1 Pa	10 Pa	100 Pa	1 kPa	10 kPa	100 kPa	
C ₁₂ H ₂₂ O ₂	Methyl 10-undecenoate	10 e	38 e	73 e	116 e	172.2	247.1	5
C ₁₂ H ₂₂ O ₄	Dimethyl sebacate		53 e	97	150	214	293	4
C ₁₂ H ₂₃ N	Dodecanenitrile	36 e	60 e	92 e	133 e	190.5	275.5	5
C ₁₂ H ₂₄	1-Dodecene	-8.3	15.2	44.8	82.9	135.4	212.8	5
C ₁₂ H ₂₄	Hexylcyclohexane	-3 e	20 e	50 e	89 e	143.1	224.2	5
C ₁₂ H ₂₄	Heptylcyclopentane	-1 e	22 e	51 e	90 e	143.5	223.5	5
C ₁₂ H ₂₄ O	Dodecanal			70 e	116.2	175.9	256.6	5
C ₁₂ H ₂₄ O ₂	Dodecanoic acid	78 e	100 e	128 e	166 e	219.1	298.1	5
C ₁₂ H ₂₄ O ₂	Decyl acetate	12 e	40 e	74 e	115.1	168.1	238 e	5
C ₁₂ H ₂₄ O ₂	Ethyl decanoate	8 e	35 e	69 e	111.8	166.1	238 e	5
C ₁₂ H ₂₅ Br	1-Bromododecane	31 e	57 e	90 e	132 e	190.8	275.3	5
C ₁₂ H ₂₅ Cl	1-Chlorododecane	27 e	51 e	81 e	122 e	178.7	262.6	5
C ₁₂ H ₂₆	Dodecane	-5.4	18.2	47.6	85.8	138.2	215.8	16
C ₁₂ H ₂₆ O	1-Dodecanol				133 e	185.0	264.1	1
C ₁₂ H ₂₆ O ₃	Diethylene glycol dibutyl ether	5 e	34.4	70.2	115.3	174.1	253.8	5
C ₁₂ H ₂₇ N	Tributylamine	-26 e	1 e	35 e	77.7	134.5	213.4	5
C ₁₂ H ₂₇ N	Triisobutylamine		1 e	28.9	64.9	112.5	178.5	5
C ₁₂ H ₂₇ O ₄ P	Tributyl phosphate					205 e	288.3	5
C ₁₂ H ₃₆ O ₆ Si ₆	Dodecamethylcyclohexasiloxane	18 e	41 e	69 e	108 e	162.2	244.7	5
C ₁₃ H ₉ N	Acridine			124.4	176.2	246.0	345.4	5
C ₁₃ H ₉ N	Phenanthridine	79 s						5
C ₁₃ H ₁₀	Fluorene	48.4 s			137.4	205.4	295 e	5
C ₁₃ H ₁₀ O ₂	Phenyl benzoate			102.3	151.4	217.9	313.3	5
C ₁₃ H ₁₀ O ₃	Phenyl salicylate				166.0	224.8	312.4	5
C ₁₃ H ₁₂	Diphenylmethane		45 e	77 e	119.3	177.7	263.6	1,5
C ₁₃ H ₁₃ N	Methyldiphenylamine	35 e	63 e	98.4	143.1	201.6	281.6	5
C ₁₃ H ₁₄	1-Isopropyl-naphthalene	27 e	51 e	82 e	123.2	180.8	267.3	5
C ₁₃ H ₂₀	Heptylbenzene	12 e	36 e	66 e	107 e	162.7	246.2	5
C ₁₃ H ₂₄ O ₂	Ethyl 10-undecenoate	32 e	55 e	86 e	125.2	179.5	258.4	5
C ₁₃ H ₂₆	1-Tridecene	4.1	28.5	59.0	98.3	152.5	232.3	5
C ₁₃ H ₂₆	Heptylcyclohexane	11 e	34 e	65 e	105 e	160.9	244.3	5
C ₁₃ H ₂₆	Octylcyclopentane	13 e	36 e	66 e	106 e	160.9	243.1	5
C ₁₃ H ₂₆ O ₂	Tridecanoic acid	87 e	109 e	138 e	176 e	230.3	311.5	5
C ₁₃ H ₂₆ O ₂	Methyl dodecanoate	38 e	61 e	90 e	130 e	184.9	269 e	5
C ₁₃ H ₂₈	Tridecane	7.2	31.5	61.8	101.1	155.1	234.9	16
C ₁₃ H ₂₈ O	1-Tridecanol	71.6	101.0	103 e	140 e	192.3	273.1	5
C ₁₄ H ₁₀	Anthracene	89.2 s	125.9 s	151.5 s	165 s	238.8	340.2	1,5
C ₁₄ H ₁₀	Phenanthrene	53 s	83 s	120.8	170.4	238.4	337.7	5
C ₁₄ H ₁₀ O ₂	Benzil			123	175	246	346	4
C ₁₄ H ₁₂	cis-Stilbene	26 e	54 e	88 e	130.4	183 e	253 e	5
C ₁₄ H ₁₂	trans-Stilbene				155.6	218.1	305.8	5
C ₁₄ H ₁₂ O ₂	Benzoin				181	248	342	4
C ₁₄ H ₁₄	1,1-Diphenylethane	19 e	47 e	82.0	125.3	181 e	254 e	5
C ₁₄ H ₁₅ N	Dibenzylamine	48 e	77 e	113.1	158.9	218.5	299.4	5
C ₁₄ H ₁₆	1-Butyl-naphthalene	67 e	82 e	103 e	135 e	186.7	288.6	5
C ₁₄ H ₁₆	2-Butyl-naphthalene	44 e	67 e	98 e	139 e	197.5	287.4	5
C ₁₄ H ₂₂	Octylbenzene	20.1	46.2	79.1	121.9	178.1	263.8	5
C ₁₄ H ₂₆ O ₄	Diethyl sebacate		83 e	120	166	225	305	4
C ₁₄ H ₂₇ N	Tetradecanenitrile	52 e	79 e	114.0	159.0	219.7	306.3	5
C ₁₄ H ₂₈	1-Tetradecene	16.1	41.3	72.7	113.2	168.7	250.6	5
C ₁₄ H ₂₈	Octylcyclohexane	16.9	44.3	77.8	120.0	177.6	263.2	5
C ₁₄ H ₂₈	Nonylcyclopentane	25 e	49 e	80 e	120 e	177.2	261.5	5
C ₁₄ H ₂₈ O ₂	Tetradecanoic acid	96 e	118 e	147 e	186 e	241.3	325.6	5
C ₁₄ H ₃₀	Tetradecane	19.1	44.1	75.3	115.7	171.1	253.0	16
C ₁₄ H ₃₀ O	1-Tetradecanol	80.0	110.5	149.6	152 e	205.3	286.7	5
C ₁₄ H ₃₁ N	Tetradecylamine			104 e	147 e	206.1	290.9	5
C ₁₄ H ₄₂ O ₆ Si ₆	Tetradecamethylhexasiloxane	6 e	36 e	72 e	117 e	176.0	259.1	5
C ₁₅ H ₁₈	1-Pentyl-naphthalene	34 e	62 e	96 e	141.3	202.2	289 e	5
C ₁₅ H ₂₄	Nonylbenzene	33.0	58.9	92.0	135.4	193.7	281.4	5
C ₁₅ H ₃₀	Nonylcyclohexane	35 e	60 e	92 e	134 e	193.4	280.9	5

Mol. Form.	Name	Temperature in °C for the Indicated Pressure						Ref.
		1 Pa	10 Pa	100 Pa	1 kPa	10 kPa	100 kPa	
C ₁₅ H ₃₀	Decylcyclopentane	37 e	61 e	93 e	134 e	192.5	278.8	5
C ₁₅ H ₃₀ O ₂	Methyl tetradecanoate		75 e	110	155	214	295	4
C ₁₅ H ₃₂	Pentadecane	30.5	56.1	88.1	129.6	186.3	270.1	16
C ₁₆ H ₂₂ O ₄	Dibutyl phthalate		104.0	142.7	191.5	254.5	339.4	4
C ₁₆ H ₃₂	1-Hexadecene	38.4	65.0	98.1	140.5	198.8	284.3	5
C ₁₆ H ₃₂ O ₂	Hexadecanoic acid		136 e	165 e	205 e	261.9	350.2	5
C ₁₆ H ₃₄	Hexadecane	41.1	67.4	100.3	142.7	200.7	286.3	16
C ₁₆ H ₃₄ O	1-Hexadecanol	99.5	130.6	171.9	175 e	229.0	311.7	5
C ₁₆ H ₃₅ N	Hexadecylamine	63 e	91 e	126 e	171 e	232.6	320.5	5
C ₁₇ H ₁₀ O	Benzanthrone		184 e	229.3	290.3	377.2	511 e	5
C ₁₇ H ₃₄ O ₂	Methyl hexadecanoate	65 e	93	129	177			4
C ₁₇ H ₃₆	Heptadecane	51.5	78.5	112.0	155.3	214.5	302 e	16
C ₁₇ H ₃₆ O	1-Heptadecanol	94 e	117 e	146 e	185 e	240.1	323.3	5
C ₁₈ H ₁₄	<i>o</i> -Terphenyl	66 e	94 e	129 e	176 e	241.3	336.3	5
C ₁₈ H ₁₄	<i>m</i> -Terphenyl	87 e	118 e	156 e	206.6	275.3	374.6	5
C ₁₈ H ₁₄	<i>p</i> -Terphenyl	127.1 s	154.7 s		217.2	284.0	383.0	5
C ₁₈ H ₃₀	Hexaethylbenzene				144.1	206.8	297.5	5
C ₁₈ H ₃₄ O ₂	Oleic acid	94 e	126 e	165.5	214.5	277.0	359.7	5
C ₁₈ H ₃₄ O ₂	Elaidic acid		124 e	166	216	280	361	4
C ₁₈ H ₃₆ O	Stearaldehyde			142 e	186 e	246.9	336.7	5
C ₁₈ H ₃₆ O ₂	Stearic acid		153 e	183 e	223 e	281.6	374.5	5
C ₁₈ H ₃₈	Octadecane	61.5	89.0	123.1	167.3	227.6	316 e	16
C ₁₈ H ₃₈ O	1-Octadecanol	106 e	130 e	160 e	200.5	257.3	343.0	5
C ₁₉ H ₁₆	Triphenylmethane	81 s		112 e	175 e	254.6	360.0	5
C ₁₉ H ₃₆ O ₂	Methyl oleate	85 e	114 e	149.7	195.6	256 e	340 e	5
C ₁₉ H ₄₀	Nonadecane	71.1	99.1	133.8	178.8	240.1	330 e	16
C ₂₀ H ₄₂	Eicosane	80.4	108.9	144.2	189.8	252.1	344 e	16
C ₂₀ H ₄₂ O	1-Eicosanol	119 e	143 e	173 e	213 e	270.0	355.1	5
C ₂₀ H ₆₀ O ₈ Si ₉	Eicosamethylnonasiloxane			141 e	183.1	236.7	307.1	5
C ₂₁ H ₂₁ O ₄ P	Tri- <i>o</i> -cresyl phosphate	119.0	156.1	201.0	256.3	326.3	418 e	5
C ₂₁ H ₂₁ O ₄ P	Tri- <i>m</i> -cresyl phosphate	147.8	177.3	211.4	251.3	298 e	355 e	5
C ₂₁ H ₂₁ O ₄ P	Tri- <i>p</i> -cresyl phosphate	140.6	174 e	214 e	262 e	320 e	392 e	5
C ₂₁ H ₄₄	Heneicosane	82.3	113.5	152.2	201.6	263.8	355.9	5
C ₂₂ H ₄₂ O ₂	Brassicic acid	134 e	166 e	203.6	249.8	307.6	382.0	5
C ₂₂ H ₄₂ O ₂	Erucic acid	126 e	160 e	199.4	247.4	306.5	381.1	5
C ₂₂ H ₄₂ O ₂	Butyl oleate	95.5	124.2	158 e	198 e	245 e	304 e	5
C ₂₂ H ₄₄ O ₂	Behenic acid	145.4	176.5	213.7	259.3	316.2	390 e	5
C ₂₂ H ₄₄ O ₂	Butyl stearate	99.6	128 e	162 e	201 e	249 e	307 e	5
C ₂₂ H ₄₆	Docosane	83.5	115.0	154.0	203.6	274.8	368.0	5
C ₂₃ H ₄₈	Tricosane	102.9	135.1	174.8	221 e	285.3	379.5	5
C ₂₄ H ₃₈ O ₄	Diethyl phthalate	130 e	163.7	203.8	252 e	311 e	385 e	5
C ₂₄ H ₃₈ O ₄	Bis(2-ethylhexyl) phthalate	122.0	153.2	189.2	231.3	281.1	341.1	5
C ₂₄ H ₅₀	Tetracosane	115.0	148.1	188.5	239.1	295.4	390.6	5
C ₂₅ H ₅₂	Pentacosane	119.7	152.7	193.2	244.4	305.0	401.1	5
C ₂₆ H ₅₄	Hexacosane	125.1	158.8	200.1	252.1	314.3	411.3	5
C ₂₇ H ₅₆	Heptacosane	136.7	168.8	206.5	255.8	323.3	421.2	5
C ₂₈ H ₅₈	Octacosane	136.5	169.8	210.9	263.1	332.0	430.6	5
C ₂₉ H ₆₀	Nonacosane	148.2	182.8	221.2	271.5	340.2	439.7	5
C ₃₀ H ₆₂	Squalane	66 e	84 e	105.8	131.9	163.7	203.2	5
C ₇₀	Carbon (fullerene-C ₇₀)	598 s	662 s					22

VAPOR PRESSURE OF FLUIDS AT TEMPERATURES BELOW 300 K

This table gives vapor pressures of 67 important fluids in the temperature range 2 to 300 K. Helium (⁴He), hydrogen (H₂), and neon (Ne) are covered on this page. The remaining fluids are listed on subsequent pages by molecular formula in the Hill order (see Introduction). The data have been taken from evaluated sources; references are listed at the end of the table.

Pressures are given in kilopascals (kPa). Note that:

1 kPa = 7.50062 Torr

100 kPa = 1 bar

101.325 kPa = 1 atm

“s” following an entry indicates that the compound is solid at that temperature.

Helium		Hydrogen		Neon		Helium		Hydrogen		Neon	
T/K	P/kPa	T/K	P/kPa	T/K	P/kPa	T/K	P/kPa	T/K	P/kPa	T/K	P/kPa
2.2	5.332	14.0	7.884	25.0	50.92	4.1	90.00	23.5	236.2	44.0	2517.
2.3	6.725	14.5	10.38	26.0	71.61	4.2	99.08	24.0	264.8		
2.4	8.351	15.0	13.43	27.0	98.17	4.3	108.8	24.5	295.7		
2.5	10.23	15.5	17.13	28.0	131.6	4.4	119.1	25.0	329.2		
2.6	12.38	16.0	21.55	29.0	172.9	4.5	130.1	25.5	365.2		
2.7	14.81	16.5	26.77	30.0	223.1	4.6	141.7	26.0	403.8		
2.8	17.56	17.0	32.89	31.0	283.2	4.7	154.1	26.5	445.3		
2.9	20.64	17.5	39.98	32.0	354.5	4.8	167.3	27.0	489.6		
3.0	24.06	18.0	48.15	33.0	437.8	4.9	181.3	27.5	537.0		
3.1	27.85	18.5	57.48	34.0	534.4	5.0	196.2	28.0	587.5		
3.2	32.02	19.0	68.07	35.0	645.4	5.1	212.1	28.5	641.2		
3.3	36.60	19.5	80.02	36.0	772.0			29.0	698.3		
3.4	41.60	20.0	93.41	37.0	915.4			29.5	758.9		
3.5	47.04	20.5	108.4	38.0	1077.			30.0	823.2		
3.6	52.94	21.0	125.0	39.0	1258.			30.5	891.2		
3.7	59.31	21.5	143.3	40.0	1460.			31.0	963.3		
3.8	66.19	22.0	163.5	41.0	1685.			31.5	1040.		
3.9	73.58	22.5	185.6	42.0	1935.			32.0	1120.		
4.0	81.51	23.0	209.8	43.0	2212.			32.5	1206.		

T/K	Ar Argon	BCl ₃ Boron trichloride	BF ₃ Boron trifluoride	BrH Hydrogen bromide	Br ₂ Bromine	ClF Chlorine fluoride	ClH Hydrogen chloride
50	0.03714 s						
55	0.2025 s						
60	0.8322 s						
65	2.752 s						
70	7.670 s						
75	18.65 s						
80	40.57 s						
85	78.90						
90	133.5						
95	213.0						
100	323.8						
105	472.2						
110	665.3						
115	909.8					0.1	
120	1213.					0.3	0.1 s
125	1582.					0.6	0.3 s
130	2025.					1.2	0.5 s
135	2551.			0.1 s		2.1	1.0 s
140	3168.			0.3 s		3.6	1.9 s
145	3890.		7.7	0.6 s		6.0	3.4 s
150	4735.		13.4	1.1 s		9.5	5.8 s
155			22.3	1.9 s		14.6	9.5 s
160			35.2	3.3 s		21.8	14.7
165			53.7	5.4 s		31.7	22.0
170			79.1	8.7 s		44.8	31.9

<i>T</i> /K	Ar Argon	BCl ₃ Boron trichloride	BF ₃ Boron trifluoride	BrH Hydrogen bromide	Br ₂ Bromine	ClF Chlorine fluoride	ClH Hydrogen chloride
175			113	13.4 s		62.0	45.1
180		0.1	157	20.1 s		84.2	62.5
185		0.2	214	29.5 s		112	84.7
190		0.3	285	37.9		147	113
195		0.5	372	51.8		190	148
200		0.8	479	69.5		242	190
205		1.2	608	91.8		304	242
210		1.8	762	119		378	304
215		2.6	944	153		464	377
220		3.8	1160	194	0.1 s	564	463
225		5.2	1413	242	0.2 s	680	563
230		7.2	1709	299	0.3 s	812	678
235		9.7	2056	366	0.4 s	961	811
240		12.9	2460	443	0.7 s	1130	961
245		17.0	2913	532	1.1 s	1319	1132
250		22.0	3481	633	1.7 s	1529	1325
255		28.1	4123	748	2.6 s	1762	1542
260		35.6	4874	878	3.8 s	2019	1784
265		44.5		1023	5.5 s	2301	2054
270		55.1		1185	7.3	2608	2354
275		67.6		1364	9.5	2941	2686
280		82.2		1562	12.3	3303	3053
285		99.1		1780	15.6	3693	3457
290		119		2018	19.7	4111	3901
295		141		2278	24.6	4560	4388
300		166		2561	30.5	5039	4921

<i>T</i> /K	ClO ₂ Chlorine dioxide	Cl ₂ Chlorine	Cl ₄ Si Silicon tetrachloride	FH Hydrogen fluoride	F ₂ Fluorine	F ₂ O Difluorine oxide	F ₃ N Nitrogen trifluoride
50							
55					0.382		
60					1.49		
65					4.61		
70					12.0		
75					27.1	0.1	
80					54.7	0.2	
85					101	0.5	0.0530
90					173	1.2	0.156
95					279	2.6	0.406
100					428	5.3	0.946
105					628	10.1	2.02
110					889	18.0	3.98
115					1220.	30.5	7.33
120					1630.	49.3	12.8
125					2140.	76.7	21.1
130					2750.	115	33.5
135					3470.	168	51.0
140					4340.	237	75.2
145						328	108
150						444	150
155						588	204
160						766	272
165						981	356
170						1238	458
175		1.8				1541	580
180		2.8				1895	725
185		4.2				2303	895
190		6.1				2771	1090.
195	0.1	8.7		0.3		3302	1320.
200	0.3	12.3		0.8		3899	1580.
205	0.5	16.9		1.2		4567	1870.
210	0.9	22.9	0.1	1.7		5308	2210.

<i>T</i> /K	ClO ₂ Chlorine dioxide	Cl ₂ Chlorine	Cl ₄ Si Silicon tetrachloride	FH Hydrogen fluoride	F ₂ Fluorine	F ₂ O Difluorine oxide	F ₃ N Nitrogen trifluoride
215	1.4	30.5	0.2	2.3			2580.
220	2.3	40.1	0.3	3.2			3000.
225	3.5	51.9	0.5	4.4			3470.
230	5.3	66.4	0.7	5.9			3990.
235	7.6	84.0	1.0	7.9			
240	10.8	105	1.5	10.3			
245	14.9	130	2.0	13.4			
250	20.1	160	2.8	17.2			
255	26.6	194	3.8	21.8			
260	34.6	234	5.0	27.4			
265	44.4	280	6.6	34.2			
270	56.1	332	8.6	42.2			
275	69.9	392	11.1	51.8			
280	86.2	459	14.2	63.1			
285	105	535	17.9	76.3			
290	127	619	22.3	91.7			
295	151	714	27.7	110			
300	179	818	34.0	130			

<i>T</i> /K	F ₃ P Phosphorus trifluoride	F ₄ Si Silicon tetrafluoride	F ₆ S Sulfur hexafluoride	HI Hydrogen iodide	H ₂ S Hydrogen sulfide	H ₃ N Ammonia	H ₃ P Phosphine
105	0.1						
110	0.2						0.1
115	0.5		0.001259	s			0.2
120	1.0		0.003635	s			0.4
125	1.9	0.1	0.009614	s			0.7
130	3.5	0.2	0.02353	s			1.3
135	5.9	0.4	0.05379	s	0.1	s	2.3
140	9.5	0.9	0.1157	s	0.2	s	3.9
145	14.9	1.9	0.2355	s	0.3	s	6.2
150	22.5	3.8	0.4566	s	0.6	s	9.6
155	33.1	7.5	0.8471	s	1.1	s	14.5
160	47.3	14.0	1.510	s	1.9	s	21.1
165	66.0	25.2	2.596	s	3.2	s	30.0
170	90.1	43.8	4.317	s	5.2	s	41.6
175	121	74.2	6.968	s	8.3	s	56.6
180	159	122	10.94	s	12.7	s	75.6
185	206	197	16.75	s	18.9	s	99.2
190	262	280	25.07	s	27.11	3.5	128
195	330	376	36.71	s	37.27	5.8	163
200	410	488	52.71	s	11.7	50.34	205
205	503	618	74.31	s	16.8	66.87	254
210	611	766	103.0	s	23.6	87.47	312
215	736	932	140.6	s	32.5	112.8	379
220	877	1117	189.0	s	44.0	143.7	456
225	1037	1324	245.9		56.2	180.7	544
230	1217	1555	301.3		71.4	224.9	644
235	1418	1816	365.8		89.7	276.9	756
240	1640	2111	440.1		112	337.7	881
245	1885	2449	525.2		137	408.2	1019
250	2154	2841	622.0		168	489.3	1172
255	2448	3301	731.5		203	582.1	1341
260	2767		854.6		244	687.5	1525
265	3112		992.6		290	806.5	1725
270			1146.		343	940.2	1942
275			1317.		404	1090.	2176
280			1506.		472	1256.	2428
285			1714.		548	1440.	2699
290			1942.		633	1643.	2987
295			2193.		727	1866.	3295
300			2468.		831	2110.	3621

<i>T</i> /K	H ₄ Si Silane	Kr Krypton	NO Nitric oxide		N ₂ Nitrogen	N ₂ O Nitrous oxide	O ₂ Oxygen	O ₂ S Sulfur dioxide
50					0.4005 s		0.03096 s	
55					1.800 s		0.1786	
60		0.001574 s			6.298 s		0.7258	
65		0.008754 s			17.40		2.335	
70		0.03811 s			38.54		6.262	
75		0.1364 s			76.04		14.55	
80		0.4160 s			136.9		30.12	
85		1.113 s	0.1 s		228.9		56.83	
90		2.670 s	0.4 s		360.5		99.35	
95	0.1	5.840 s	1.3 s		540.5		163.1	
100	0.2	11.81 s	3.8 s		778.3		254.0	
105	0.4	22.35 s	10.0 s		1083.		378.5	
110	1.0	39.89 s	23.5		1466.		543.4	
115	1.9	67.71 s	46.8		1937.	0.1	755.6	
120	3.5	103.4	86.5		2511.	0.1	1022.	
125	6.1	150.1	151		3207.	0.3	1351.	
130	10.0	211.2	248			0.7	1749.	
135	15.8	289.6	391			1.3	2225.	
140	24.1	387.8	592			2.5	2788.	
145	35.3	508.7	867			4.3	3448.	
150	50.3	655.1	1231			7.1	4219.	
155	69.8	830.1	1703			11.4		
160	94.6	1036.	2302			17.6		
165	126	1277.	3050			26.4		
170	164	1556.	3971			38.5		0.1
175	210	1875.	5089			54.7		0.2
180	265	2239.	6433			75.9		0.3
185	331	2651.				103.3		0.5
190	408	3114.				137.8		0.8
195	498	3634.				180.9		1.3
200	602	4216.				233.7		2.026
205	722	4869.				297.7		3.068
210	859					374.3		4.539
215	1017					465.1		6.574
220	1196					571.6		9.334
225	1398					695.4		13.01
230	1628					838.3		17.84
235	1888					1002.		24.06
240	2180					1188.		31.99
245	2509					1398.		41.95
250	2880					1634.		54.31
255	3296					1898.		69.48
260	3763					2192.		87.91
265	4288					2518.		110.1
270						2877.		136.5
275						3273.		167.7
280						3707.		204.3
285						4182.		246.9
290						4701.		296.1
295						5268.		352.7
300						5887.		417.2

<i>T</i> /K	O ₃ Ozone	Rn Radon	Xe Xenon	CBrF ₃ Bromotri- fluoromethane	CClF ₃ Chlorotri- fluoromethane	CCl ₂ F ₂ Dichlorodi- fluoromethane	CCl ₃ F Trichloro- fluoromethane
100	0.1		0.08037 s		0.002689		
105	0.2		0.1686 s		0.008350		
110	0.4		0.3433 s		0.02310		
115	1.0		0.6778 s		0.05783		
120	2.0		1.298 s		0.1327		
125	3.8		2.411 s		0.2823	0.001647	
130	6.8	0.1	4.343 s		0.5620	0.004242	
135	11.5	0.3	7.583 s	0.1	1.055	0.01009	
140	18.7	0.5	12.83 s	0.3	1.880	0.02238	
145	29.1	0.9	21.02 s	0.5	3.199	0.04661	
150	43.7	1.5	33.32 s	0.9	5.226	0.09183	

<i>T</i> /K	O ₃ Ozone	Rn Radon	Xe Xenon	CBrF ₃ Bromotri- fluoromethane	CClF ₃ Chlorotri- fluoromethane	CCl ₂ F ₂ Dichlorodi- fluoromethane	CCl ₃ F Trichloro- fluoromethane
155	63.6	2.4	50.96 s	1.5	8.231	0.1721	
160	89.9	3.8	74.58 s	2.5	12.54	0.3083	
165	124	5.8	101.0	3.9	18.56	0.5303	0.009003
170	168	8.6	133.4	5.9	26.74	0.8793	0.01751
175	222	12.5	173.3	8.8	37.61	1.410	0.03261
180	289	17.7	221.5	12.8	51.76	2.194	0.05843
185	367	24.5	279.3	18.1	69.84	3.322	0.1010
190	468	33.2	347.7	25.1	92.56	4.902	0.1690
195	584	44.4	427.9	34.1	120.7	7.069	0.2743
200	721	58.2	520.9	45.6	155.0	9.981	0.4331
205	881	75.3	628.0	60.0	196.3	13.82	0.6666
210	1068	96	750.2	77.8	245.5	18.79	1.002
215	1285	121	888.9	99.5	303.6	25.14	1.473
220	1536	151	1045.	126	371.4	33.12	2.123
225	1824	185	1220.	157	450.0	43.02	3.001
230	2155		1416.	194	540.3	55.15	4.171
235	2534		1632.	237	643.4	69.85	5.701
240	2968		1871.	287	760.2	87.48	7.677
245	3464		2134.	344	892.0	108.4	10.19
250	4031		2423.	410	1040.	133.1	13.35
255	4678		2738.	485	1205.	161.9	17.28
260	5417		3082.	570	1388.	195.2	22.11
265			3456.	665	1591.	233.6	27.98
270			3862.	771	1815.	277.5	35.05
275			4303.	889	2061.	327.3	43.49
280			4782.	1021	2332.	383.6	53.49
285			5303.	1166	2628.	446.9	65.24
290				1325	2954.	517.7	78.95
295				1501	3311.	596.6	94.82
300				1692	3706.	683.9	113.1

<i>T</i> /K	CCl ₄ Tetrachloro- methane	CF ₄ Tetrafluoro- methane	CO Carbon monoxide	COS Carbon oxysulfide	CO ₂ Carbon dioxide	CHClF ₂ Chlorodifluoro- methane	CHCl ₃ Trichloro- methane
50			0.1 s				
55			0.6 s				
60			2.6 s				
65			8.2 s				
70			21.05				
75			44.20				
80			83.74				
85			146.1				
90		0.1	238.5				
95		0.3	368.6				
100		0.8	544.4				
105		1.7	774.2				
110		3.4	1067.				
115		6.5	1431.		0.001117 s		
120		11.3	1877.		0.003736 s		
125		18.0	2416.		0.01125 s	0.002806	
130		30.4	3065.		0.03087 s	0.007225	
135		46.8		0.07137	0.07805 s	0.01719	
140		69.7		0.1432	0.1836 s	0.03811	
145		101		0.2720	0.4047 s	0.07936	
150		141		0.4924	0.8426 s	0.1563	
155		193		0.8536	1.666 s	0.2926	
160		259		1.423	3.148 s	0.5236	
165		341		2.291	5.704 s	0.8995	
170		441		3.571	9.960 s	1.489	
175		560		5.410	16.82 s	2.384	
180		703		7.983	27.56 s	3.701	
185		871		11.50	43.93 s	5.589	
190		1070.		16.21	68.34 s	8.228	
195		1290.		22.40	104.0 s	11.84	
200		1550.		30.38	155.0 s	16.67	

T/K	CCl_4 Tetrachloro- methane	CF_4 Tetrafluoro- methane	CO Carbon monoxide	COS Carbon oxysulfide	CO_2 Carbon dioxide	CHClF_2 Chlorodifluoro- methane	CHCl_3 Trichloro- methane
205		1850.		40.52	227.0	s	23.02
210		2190.		53.22	327.1	s	31.22
215		2570.		68.90	464.5	s	41.65
220		3000.		88.04	599.1		0.1
225		3500.		111.1	735.1		0.2
230				138.7	892.9		0.3
235				171.3	1075.		0.4
240				209.5	1282.		0.7
245				253.9	1519.		1.0
250				305.1	1785.		1.4
255	1.5			363.8	2084.		2.0
260	2.1			430.7	2419.		2.7
265	2.8			506.3	2791.		3.7
270	3.7			591.5	3203.		5.0
275	4.9			686.8	3659.		6.6
280	6.4			793.0	4161.		8.7
285	8.2			910.8	4712.		11.3
290	10.5			1041.	5318.		14.4
295	13.2			1184.	5982.		18.3
300	16.5			1341.	6713.	1097.	22.9
							28.5

T/K	CHF_3 Trifluoro- methane	CHN Hydrogen cyanide	CH_2Cl_2 Dichloro- methane	CH_2F_2 Difluoro- methane	CH_2O Formaldehyde	CH_3Cl Chloromethane	CH_3F Fluoromethane
120	0.0819						
125	0.185						
130	0.388						0.3537
135	0.765						0.6833
140	1.43			0.08353			1.252
145	2.53			0.1692			2.188
150	4.30			0.3247			3.668
155	7.02			0.5941			5.920
160	11.1			1.041			9.237
165	16.9			1.754			13.98
170	25.0			2.854			20.58
175	36.1			4.495			29.56
180	50.8			6.878			41.51
185	70.1			10.25	1.3	2.1	57.09
190	94.9			14.90	2.0	3.1	77.05
195	126			21.20	3.0	4.6	102.2
200	165	0.1	s	29.55	4.4	6.7	133.6
205	212	0.2	s	40.42	6.4	9.5	172.0
210	270	0.4	s	54.34	9.1	13.1	218.5
215	339	0.6	s	71.93	12.7	17.9	274.3
220	420	1	s	93.82	17.4	24.0	340.6
225	516	1.5	s	120.7	23.4	31.8	418.4
230	628	2.2	s	153.5	31.0	41.4	509.3
235	756	3.3	s	192.8	40.6	53.3	614.4
240	904	4.7	s	239.6	52.5	67.7	735.2
245	1070.	6.8	s	294.9	67.0	85.1	873.1
250	1260.	9.7	s	359.7	84.6	106	1030.
255	1480.	13.6	s	434.9	106	131	1206.
260	1720.	18.8		521.6	131	159	1405.
265	1990.	24.1		620.9	161	193	1627.
270	2290.	30.5		734.1	196	232	1874.
275	2620.	38.3		862.4	236	277	2148.
280	2990.	47.7		1007.	283	327	2452.
285	3400.	58.8		1169.	337	385	2787.
290	3850.	72.1		1350.	399	450	3155.
295	4350.	87.6		1552.	470	524	3559.
300		105.9		1775.	549	606	4003.

<i>T</i> /K	CH ₄ Methane	CH ₃ O Methanol	C ₂ H ₂ Acetylene	C ₂ H ₄ Ethylene	C ₂ H ₆ Ethane	C ₂ H ₆ O Dimethyl ether	C ₃ H ₄ Propadiene
65	0.07307 s						
70	0.2627 s						
75	0.7965 s						
80	2.102 s						
85	4.949 s						
90	10.59 s						
95	19.81				0.003627		
100	34.38				0.01108		
105	56.38			0.1457	0.03015		
110	88.13			0.3317	0.07429		
115	132.2			0.6975	0.1679		
120	191.4			1.368	0.3523		
125	268.8			2.527	0.6922		
130	367.3		0.1 s	4.424	1.284		
135	490.4		0.3 s	7.392	2.263	0.004075	
140	641.2		0.7 s	11.85	3.814	0.009573	
145	823.2		1.3 s	18.31	6.172	0.02104	
150	1040.		2.6 s	27.38	9.638	0.04358	0.1
155	1295.		4.6 s	39.75	14.57	0.08556	0.2
160	1592.		7.8 s	56.23	21.41	0.1601	0.3
165	1935.		12.8 s	77.69	30.63	0.2868	0.6
170	2328.		20.6 s	105.1	42.82	0.4940	1.0
175	2777.		32.2 s	139.4	58.59	0.8211	1.7
180	3285.		49.0 s	181.8	78.64	1.321	2.7
185	3862.		72.9 s	233.4	103.7	2.063	4.1
190	4519.	0.001638	106 s	295.4	134.6	3.135	6.1
195		0.003218	146	369.0	172.1	4.648	8.9
200		0.006096	190	455.5	217.2	6.736	12.5
205		0.01117	244	556.1	270.8	9.557	17.4
210		0.01984	309	672.3	333.8	13.30	23.7
215		0.03425	385	805.3	407.2	18.18	31.6
220		0.05755	475	956.6	492.0	24.45	41.4
225		0.09433	579	1128.	589.4	32.38	53.5
230		0.1511	699	1320.	700.2	42.28	68.2
235		0.2367	837	1534.	825.6	54.49	85.8
240		0.3635	993	1773.	966.8	69.37	107
245		0.5476	1170	2038.	1125.	87.31	131
250		0.8103	1370	2330.	1301.	108.7	160
255		1.179	1593	2651.	1496.	134.1	193
260		1.689	1843	3003.	1712.	163.8	230
265		2.383	2121	3390.	1949.	198.4	273
270		3.317	2429	3812.	2210.	238.5	322
275		4.555	2771	4275.	2495.	284.4	376
280		6.177	3150	4784.	2807.	336.8	438
285		8.279	3567		3146.	396.2	506
290		10.97	4028		3516.	463.2	582
295		14.39	4535		3918.	538.4	666
300		18.68	5093		4357.	622.4	759

<i>T</i> /K	C ₃ H ₆ Propylene	C ₃ H ₈ Propane	C ₄ H ₆ Buta-1,3- diene	C ₄ H ₁₀ Butane	C ₄ H ₁₀ Isobutane	C ₅ H ₁₂ Pentane	C ₅ H ₁₂ Neopentane
140	0.1171	0.07899		0.001692	0.005231		
145	0.2249	0.1534		0.003931	0.01151		
150	0.4110	0.2834		0.008573	0.02388		
155	0.7184	0.5009		0.01767	0.04699		
160	1.207	0.8502		0.03461	0.08818	0.001468	
165	1.956	1.392		0.06475	0.1585	0.003147	
170	3.068	2.204	0.1	0.1162	0.2739	0.006412	
175	4.673	3.388	0.2	0.2006	0.4567	0.01247	
180	6.928	5.068	0.4	0.3348	0.7374	0.02326	
185	10.02	7.394	0.6	0.5411	1.156	0.04172	0.1 s
190	14.18	10.55	1.0	0.8498	1.763	0.07226	0.2 s
195	19.66	14.73	1.5	1.299	2.623	0.1212	0.4 s
200	26.75	20.19	2.3	1.939	3.814	0.1972	0.7 s
205	35.78	27.19	3.4	2.829	5.429	0.3122	1.1 s

T/K	C_3H_6 Propylene	C_3H_8 Propane	C_4H_6 Buta-1,3- diene	C_4H_{10} Butane	C_4H_{10} Isobutane	C_5H_{12} Pentane	C_5H_{12} Neopentane
210	47.10	36.03	4.8	4.043	7.581	0.4819	1.6 s
215	61.11	47.04	6.7	5.667	10.40	0.7267	2.4 s
220	78.23	60.57	9.2	7.805	14.02	1.072	3.6 s
225	98.90	77.02	12.5	10.57	18.62	1.550	5.2 s
230	123.6	96.78	16.7	14.11	24.39	2.200	7.3 s
235	152.9	120.3	21.9	18.55	31.51	3.069	10.2 s
240	187.2	148.0	28.4	24.09	40.22	4.211	13.9 s
245	227.1	180.4	36.3	30.89	50.75	5.692	18.7 s
250	273.2	218.0	46.0	39.15	63.35	7.586	24.8 s
255	326.0	261.2	57.6	49.11	78.30	9.977	32.4 s
260	386.2	310.7	71.3	60.98	95.88	12.96	41.18
265	454.3	366.9	87.6	75.02	116.4	16.64	51.01
270	531.1	430.4	107	91.48	140.2	21.14	62.61
275	617.0	501.8	129	110.7	167.5	26.58	76.19
280	712.8	581.7	154	132.8	198.8	33.10	91.97
285	819.2	670.6	184	158.3	234.3	40.86	110.2
290	936.8	769.1	217	187.3	274.4	50.00	131.1
295	1066.	878.0	255	220.3	319.5	60.71	154.9
300	1209.	997.7	297	257.6	370.0	73.17	181.8

References

- Ortiz-Vega, D. O., Hall, K. R., Holste, J. C., Arp, V. D., and Lemmon, E. W., to be published in *J. Phys. Chem. Ref. Data*, 2015. [helium]
- Leachman, J. W., Jacobsen, R. T., Penoncello, S. G., and Lemmon, E. W., *J. Phys. Chem. Ref. Data* 38, 721, 2009. [parahydrogen]
- Katti, R. S., Jacobsen, R. T., Stewart, R. B., and Jahangiri, M., *Adv. Cryo. Eng.* 31, 1189, 1986. [neon]
- Tegeler, Ch., Span, R., and Wagner, W., *J. Phys. Chem. Ref. Data* 28, 779, 1999. [argon]
- DIPPR Data Compilation of Pure Compounds Properties, Design Institute for Physical Properties Data, American Institute of Chemical Engineers, 1987. [boron trichloride, boron trifluoride, hydrogen bromide, bromine, chlorine fluoride, hydrogen chloride, chlorine dioxide, silicon tetrachloride, hydrogen fluoride, difluorine oxide, phosphorus trifluoride, silicon tetrafluoride, hydrogen iodide, phosphine, silane, nitric oxide, ozone, bromotrifluoromethane, tetrachloromethane, trichloromethane, hydrogen cyanide, dichloromethane, formaldehyde, chloromethane, acetylene, propadiene, buta-1,3-diene]
- Angus, S., Armstrong, B., de Reuck, K. M., and Craven, W., *International Tables for the Fluid State: Chlorine*, Pergamon Press, Oxford, 1985. [chlorine]
- de Reuck, K. M., *International Thermodynamic Tables of the Fluid State-11: Fluorine*, International Union of Pure and Applied Chemistry, Pergamon Press, Oxford, 1990. [fluorine]
- Younglove, B. A., *J. Phys. Chem. Ref. Data* 11, Suppl. 1, 1, 1982. [nitrogen trifluoride]
- Guder, C., and Wagner, W., *J. Phys. Chem. Ref. Data* 38, 33, 2009. [sulfur hexafluoride]
- Lemmon, E. W., and Span, R., *J. Chem. Eng. Data* 51, 785, 2006. [hydrogen sulfide, krypton, nitrous oxide, sulfur dioxide, xenon, carbon monoxide, carbon disulfide, R41-fluoromethane, neopentane]
- Tillner-Roth, R., Harms-Watzenberg, F., and Baehr, H. D., Eine neue Fundamentalgleichung fuer Ammoniak, *DKV-Tagungsbericht* 20, 167, 1993. [ammonia]
- Span, R., Lemmon, E. W., Jacobsen, R. T., Wagner, W., and Yokozeki, A., *J. Phys. Chem. Ref. Data* 29, 1361, 2000. [nitrogen]
- Schmidt, R., and Wagner, W., *Fluid Phase Equilib.* 19, 175, 1985. [oxygen]
- Magee, J. W., Outcalt, S. L., and Ely, J. F., *Int. J. Thermophys.* 21, 1097, 2000. [R13-chlorotrifluoromethane]
- Marx, V., Pruss, A., and Wagner, W., Duesseldorf, VDI Verlag, Series 19 (Waermetechnik/Kaeltechnik), No. 57, 1992. [R12-dichlorodifluoromethane]
- Jacobsen, R. T., Penoncello, S. G., and Lemmon, E. W., *Fluid Phase Equilib.* 80, 45, 1992. [R11-trichlorofluoromethane]
- Platzter, B., Polt, A., and Maurer, G., *Thermophysical Properties of Refrigerants*, Springer-Verlag, Berlin, 1990. [R14-tetrafluoromethane]
- Span, R., and Wagner, W., *J. Phys. Chem. Ref. Data* 25, 1509, 1996. [carbon dioxide]
- Kamei, A., Beyerlein, S. W., and Jacobsen, R. T., *Int. J. Thermophys.* 16, 1155, 1995. [R22-chlorodifluoromethane]
- Penoncello, S. G., Lemmon, E. W., Jacobsen, R. T., and Shan, Z., *J. Phys. Chem. Ref. Data* 32, 1473, 2003. [R23-trifluoromethane]
- Tillner-Roth, R., and Yokozeki, A., *J. Phys. Chem. Ref. Data* 26, 1273, 1997. [R32-difluoromethane]
- Setzmann, U., and Wagner, W., *J. Phys. Chem. Ref. Data* 20, 1061, 1991. [methane]
- de Reuck, K. M., and Craven, R. J. B., *International Thermodynamic Tables of the Fluid State-12: Methanol*, IUPAC, Blackwell Scientific Publications, London, 1993. [methanol]
- Smukala, J., Span, R., and Wagner, W., *J. Phys. Chem. Ref. Data* 29, 1053, 2000. [ethylene]
- Buecker, D., and Wagner, W., *J. Phys. Chem. Ref. Data* 35, 205, 2006. [ethane]
- Wu, J., Zhou, Y., and Lemmon, E. W., *J. Phys. Chem. Ref. Data* 40, 1, 2011. [dimethyl ether]
- Lemmon, E. W., Overhoff, U., McLinden, M. O., and Wagner, W., to be published in *J. Phys. Chem. Ref. Data*, 2015. [propylene]
- Lemmon, E. W., McLinden, M. O., and Wagner, W., *J. Chem. Eng. Data* 54, 3141, 2009. [propane]
- Buecker, D., and Wagner, W., *J. Phys. Chem. Ref. Data* 35, 929, 2006. [butane, isobutane]
- Span, R., and Wagner, W., *Int. J. Thermophys.* 24, 41, 2003. [pentane]
- TRC Thermodynamic Tables: Non-Hydrocarbons, Thermodynamic Research Center, Texas A&M University, College Station, TX, 1985. [nitric oxide, radon]
- Stevenson, R. M., and Malanowski, S., *Handbook of the Thermodynamics of Organic Compounds*, Elsevier, New York, 1987. [hydrogen cyanide, acetylene]

VAPOR PRESSURE OF SATURATED SALT SOLUTIONS

This table gives the vapor pressure of water above saturated solutions of some common salts at ambient temperatures. Data on pure water are given on the last line for comparison.

The references provide additional information on water activity, osmotic coefficient, and enthalpy of vaporization.

References

1. Apelblat, A., *J. Chem. Thermodynamics*, 24, 619, 1992.
2. Apelblat, A., *J. Chem. Thermodynamics*, 25, 63, 1993.
3. Apelblat, A., *J. Chem. Thermodynamics*, 25, 1513, 1993.
4. Apelblat, A. and Korin, E., *J. Chem. Thermodynamics*, 30, 59, 1998.

Salt	Vapor Pressure in kPa							Ref.
	10 °C	15 °C	20 °C	25 °C	30 °C	35 °C	40 °C	
BaCl ₂	0.971	1.443	2.073	2.887	3.903	5.133	6.576	1
Ca(NO ₃) ₂	0.701	1.015	1.381	1.772	2.154	2.487		1
CuSO ₄	1.113	1.574	2.189	2.996	4.037	5.363		3
FeSO ₄	0.978	1.516	2.208	3.035	3.950	4.884		3
KBr	0.953	1.338	1.853	2.533	3.419	4.563		3
KIO ₃	1.100	1.564	2.177	2.970	3.979	5.236	6.778	4
K ₂ CO ₃	0.541	0.802	1.134	1.536	1.997	2.499	3.016	1
LiCl	0.128	0.193	0.279	0.384				2
Mg(NO ₃) ₂	0.726	0.999	1.339	1.749	2.231	2.782	3.397	1
MnCl ₂	0.697	1.064	1.515	2.020	2.535	3.002		3
NH ₄ Cl	0.971	1.328	1.836	2.481				2
NH ₄ NO ₃	0.853	1.152	1.524	1.972				2
(NH ₄) ₂ SO ₄	0.901	1.319	1.871	2.573	3.439	4.474		3
NaBr	0.722	1.004	1.376	1.858	2.475	3.255	4.229	4
NaCl	0.921	1.285	1.768	2.401	3.218	4.262	5.581	4
NaNO ₂	0.703	0.994	1.381	1.888	2.540	3.368	4.403	4
NaNO ₃	0.884	1.244	1.719	2.335	3.121	4.109	5.333	4
RbCl	0.862	1.215	1.684	2.298	3.088	4.089	5.343	4
ZnSO ₄	0.945	1.401	1.986	2.698	3.523	4.431	5.382	1
Water	1.228	1.706	2.339	3.169	4.246	5.627	7.381	

RECOMMENDED DATA FOR VAPOR-PRESSURE CALIBRATION

Eric W. Lemmon

These precise vapor pressure values are recommended as secondary standards. Values are given in kPa (1 kPa = 0.0098692 atm = 7.5006 Torr). References for water and CO₂ are given in the *Thermophysical Properties of Fluids* table.

References

1. Huber, M.L., Laesecke, A., and Friend, D.G., Correlation for the Vapor Pressure of Mercury, *Ind. Eng. Chem. Res.* 45, 7351, 2006.
2. Ruzicka, K., Fulem, M., and Ruzicka, V., Recommended Vapor Pressure of Solid Naphthalene, *J. Chem. Eng. Data* 50, 1956, 2005.
3. Span, R., and Wagner, W., Equations of State for Technical Applications. II. Results for Nonpolar Fluids, *Int. J. Thermophys.* 24, 41, 2003. [pentane]
4. Thol, M., Lemmon, E.W., and Span, R., Equation of State for Benzene for Temperatures from the Melting Line up to 725 K and Pressures up to 500 MPa, *High Temp.-High Press.* 41, 81, 2012.

T/K	CO ₂ (s)	H ₂ O(s)	C ₁₀ H ₈ (s)	C ₅ H ₁₂	C ₆ H ₆	H ₂ O	Hg
180	27.56		3.04·10 ⁻¹¹				
190	68.34		4.33·10 ⁻¹⁰				
200	155.03	0.00016	4.69·10 ⁻⁹				
210	327.09	0.0007	4.02·10 ⁻⁸				
220		0.0027	2.82·10 ⁻⁷				
230		0.0089	1.66·10 ⁻⁶				
240		0.0273	8.37·10 ⁻⁶				
250		0.0760	3.69·10 ⁻⁵	7.59			
260		0.1958	1.446·10 ⁻⁴	12.96			
270		0.4701	5.09·10 ⁻⁴	21.14			
280			0.00163	33.10	5.139	0.992	
290			0.004798	50.00	8.602	1.920	
300			0.01308	73.17	13.82	3.537	
310			0.03328	104.07	21.40	6.231	
320			0.07956	144.3	32.07	10.546	
330			0.1797	195.7	46.68	17.213	
340			0.3854	260.2	66.19	27.188	
350			0.7884	339.6	91.67	41.682	
360				436.1	124.3	62.194	
370				551.8	165.3	90.535	
380				689.2	216.1	128.85	
390				850.5	278.0	179.64	
400				1038	352.6	245.77	0.139
410				1256	441.3	330.45	0.216
420				1505	545.9	437.30	0.330
430				1790	668.0	570.26	0.494
440				2115	809.2	733.67	0.726
450				2484	971.5	932.20	1.048
460				2903	1156	1170.9	1.489
470					1366	1455.1	2.082
480					1603	1790.5	2.870
490					1868	2183.1	3.905
500					2165	2639.2	5.245
510					2495	3165.5	6.962
520					2863	3769.0	9.139
530					3270	4456.9	11.871
540					3721	5236.9	15.267
550					4223	6117.2	19.452
560					4784	7106.2	24.564
570						8213.2	30.76
580						9448.0	38.22
590						10821	47.12
600						12345	57.69

ENTHALPY OF VAPORIZATION

The molar enthalpy (heat) of vaporization $\Delta_{\text{vap}}H$, which is defined as the enthalpy change in the conversion of one mole of liquid to gas at constant temperature, is tabulated here for about 950 inorganic and organic compounds. Values are given, when available, both at the normal boiling point t_b , referred to a pressure of 101.325 kPa (760 mmHg), and at 25 °C.

The values in this table were measured either by calorimetric techniques or by application of the Claperyon equation to the variation of vapor pressure with temperature. See Reference 1 for a discussion of the accuracy of different experimental techniques and methods of estimating enthalpy of vaporization at other temperatures. Several of the references present empirical techniques for correlating enthalpy of vaporization with molecular structure.

Compounds are listed by systematic name, with compounds not containing carbon preceding those that do contain carbon. To locate a compound by molecular formula or CAS Registry Number, use the indexes to the table "Physical Constants of Organic Compounds" in Section 3, which point to the entry in that table from which the name can be determined.

References

1. Majer, V., and Svoboda, V., *Enthalpies of Vaporization of Organic Compounds*, Blackwell Scientific Publications, Oxford, 1985.
2. Chase, M. W., Davies, C. A., Downey, J. R., Frurip, D. J., McDonald, R. A., and Syverud, A. N., *JANAF Thermochemical Tables, Third Edition*, *J. Phys. Chem. Ref. Data*, 14, Suppl. 1, 1985.
3. Landolt-Börnstein, *Numerical Data and Functional Relationships in Science and Technology, Sixth Edition*, II/4, *Caloric Quantities of State*, Springer-Verlag, Heidelberg, 1961.
4. Daubert, T. E., Danner, R. P., Sibul, H. M., and Stebbins, C. C., *Physical and Thermodynamic Properties of Pure Compounds: Data Compilation*, extant 1994 (core with 4 supplements), Taylor & Francis, Bristol, PA.
5. Ruzicka, K., and Majer, V., Simultaneous Treatment of Vapor Pressures and Related Thermal Data Between the Triple and Normal Boiling Temperatures for *n*-Alkanes C5–C20, *J. Phys. Chem. Ref. Data*, 23, 1, 1994.
6. Verevkin, S. P., Thermochemistry of Amines: Experimental Standard Molar Enthalpies of Formation of Some Aliphatic and Aromatic Amines, *J. Chem. Thermodynamics*, 29, 891, 1997.
7. Cady, G. H., and Hargreaves, G. B., The Vapor Pressure of Some Heavy Transition Metal Hexafluorides, *J. Chem. Soc.*, 1563, 1578, 1961.
8. Steele, W. V., Chirico, R. D., Knipmeyer, S. E., and Nguyen, A., *J. Chem. Eng. Data* 41, 1255, 1996.
9. Nichols, G., et al., *J. Chem. Eng. Data* 51, 475, 2006.
10. Dias, A. M. A., et al., *J. Chem. Eng. Data* 50, 1328, 2005.
11. Ummahanant, P., et al., *J. Chem. Eng. Data* 51, 2246, 2006.
12. Raganov, G. N., Pisarev, P. N., and Emel'yanenko, V. N., *J. Chem. Eng. Data* 50, 1114, 2005.
13. Verevkin, S. P., et al., *J. Chem. Eng. Data* 51, 1896, 2006.
14. Verevkin, S. P., *J. Chem. Thermodynamics* 38, 1111, 2006.

Name	Mol. Form.	t_b °C	$\Delta_{\text{vap}}H(t_b)$ kJ/mol	$\Delta_{\text{vap}}H(25\text{ °C})$ kJ/mol
<i>Compounds not containing carbon</i>				
Aluminum	Al	2519	294	
Aluminum borohydride	AlB ₃ H ₁₂	44.5	30	
Aluminum bromide	AlBr ₃	255	23.5	
Aluminum iodide	AlI ₃	382	32.2	
Ammonia	H ₃ N	−33.33	23.33	19.86
Antimony(III) bromide	Br ₃ Sb	288	59	
Antimony(III) chloride	Cl ₃ Sb	220.3	45.19	
Antimony(III) iodide	I ₃ Sb	400	68.6	
Argon	Ar	−185.85	6.43	
Arsenic(III) bromide	AsBr ₃	221	41.8	
Arsenic(III) chloride	AsCl ₃	130	35.01	
Arsenic(III) fluoride	AsF ₃	57.13	29.7	
Arsenic(V) fluoride	AsF ₅	−52.8	20.8	
Arsenic(III) iodide	AsI ₃	424	59.3	
Arsine	AsH ₃	−62.5	16.69	
Barium	Ba	1845	140	
Beryllium chloride	BeCl ₂	482	105	
Beryllium iodide	BeI ₂	590	70.5	
Bismuth	Bi	1564	151	
Bismuth tribromide	BiBr ₃	462	75.4	
Bismuth trichloride	BiCl ₃	441	72.61	
Boron	B	4000	480	
Boron tribromide	BBr ₃	91.3	30.5	
Boron trichloride	BCl ₃	12.5	23.77	23.1
Boron trifluoride	BF ₃	−99.9	19.33	
Boron triiodide	BI ₃	209.5	40.5	

Name	Mol. Form.	t_b °C	$\Delta_{\text{vap}}H(t_b)$ kJ/mol	$\Delta_{\text{vap}}H(25^\circ\text{C})$ kJ/mol
Bromine	Br ₂	58.8	29.96	30.91
Bromine fluoride	BrF	20	25.1	
Bromine pentafluoride	BrF ₅	41.3	30.6	
Bromine trifluoride	BrF ₃	125.8	47.57	
Bromosilane	BrH ₃ Si	1.9	24.4	
Cadmium	Cd	767	99.87	
Cadmium bromide	Br ₂ Cd	863	115	
Cadmium chloride	CdCl ₂	964	124.3	
Cadmium fluoride	CdF ₂	1750	214	
Cadmium iodide	CdI ₂	744	115	
Chlorine	Cl ₂	-34.04	20.41	17.65
Chlorine dioxide	ClO ₂	11	30	
Chlorine fluoride	ClF	-101.1	24	
Chlorine monoxide	Cl ₂ O	2.2	25.9	
Chlorine trifluoride	ClF ₃	11.75	27.53	
Chlorosilane	ClH ₃ Si	-30.4	21	
Chlorotrifluorosilane	ClF ₃ Si	-70.0	18.7	
Chromium(II) chloride	Cl ₂ Cr	1120	197	
Chromium(VI) dichloride dioxide	Cl ₂ CrO ₂	117	35.1	
Diborane	B ₂ H ₆	-92.49	14.28	
Dibromosilane	Br ₂ H ₂ Si	66	31	
Dichlorodifluorosilane	Cl ₂ F ₂ Si	-32	21.2	
Dichlorosilane	Cl ₂ H ₂ Si	8.3	25	24.2
Difluorine dioxide	F ₂ O ₂	-57	19.1	
Difluorosilane	F ₂ H ₂ Si	-77.8	16.3	
Digermane	Ge ₂ H ₆	29	25.1	
Diphosphine	H ₄ P ₂	63.5	28.8	
Disilane	H ₆ Si ₂	-14.8	21.2	
Fluorine	F ₂	-188.11	6.62	
Fluorine monoxide	F ₂ O	-144.3	11.09	
Fluorosilane	FH ₃ Si	-98.6	18.8	
Gallium	Ga	2229	254	
Gallium(III) bromide	Br ₃ Ga	279	38.9	
Gallium(III) chloride	Cl ₃ Ga	201	23.9	
Gallium(III) iodide	Gal ₃	340	56.5	
Germane	GeH ₄	-88.1	14.06	
Germanium	Ge	2833	334	
Germanium(IV) bromide	Br ₄ Ge	186.35	41.4	
Germanium(IV) chloride	Cl ₄ Ge	86.55	27.9	
Gold	Au	2836	324	
Helium	He	-268.928	0.08	
Hydrazine	H ₄ N ₂	113.55	41.8	44.7
Hydrazoic acid	HN ₃	35.7	30.5	
Hydrogen	H ₂	-252.76	0.90	
Hydrogen bromide	BrH	-66.38		12.69
Hydrogen chloride	ClH	-85	16.15	9.08
Hydrogen disulfide	H ₂ S ₂	70.7		33.78
Hydrogen iodide	HI	-35.55	19.76	17.36
Hydrogen peroxide	H ₂ O ₂	150.2		51.6
Hydrogen selenide	H ₂ Se	-41.25	19.7	
Hydrogen sulfide	H ₂ S	-59.55	18.67	14.08
Hydrogen telluride	H ₂ Te	-2	19.2	
Indium(I) bromide	BrIn	656	92	
Indium(I) iodide	IIn	712	90.8	
Iodine	I ₂	184.4	41.57	

Name	Mol. Form.	t_b °C	$\Delta_{\text{vap}}H(t_b)$ kJ/mol	$\Delta_{\text{vap}}H(25\text{ °C})$ kJ/mol
Iodine pentafluoride	F ₅ I	100.5	41.3	
Iridium(VI) fluoride	F ₆ Ir	53.6	30.9	
Krypton	Kr	−153.415	9.08	
Lead	Pb	1749	179.5	
Lead(II) bromide	Br ₂ Pb	892	133	
Lead(II) chloride	Cl ₂ Pb	951	127	
Lead(II) fluoride	F ₂ Pb	1293	160.4	
Lead(II) iodide	I ₂ Pb	872	104	
Lithium fluoride	FLi	1673	147	
Lithium hydroxide	HLiO	1626	188	
Mercury	Hg	356.619	59.11	
Mercury(II) bromide	Br ₂ Hg	318	58.89	
Mercury(II) chloride	Cl ₂ Hg	304	58.9	
Mercury(II) iodide	HgI ₂	351	59.2	
Molybdenum(V) chloride	Cl ₅ Mo	268	62.8	
Molybdenum(V) fluoride	F ₅ Mo	213.6	51.8	
Molybdenum(VI) fluoride	F ₆ Mo	34.0	29.0	
Molybdenum(VI) oxide	MoO ₃	1155	138	
Molybdenum(VI) oxytetrafluoride	F ₄ MoO	186.0	50.6	
Neon	Ne	−246.05	1.71	
Niobium(V) chloride	Cl ₅ Nb	247.4	52.7	
Niobium(V) fluoride	F ₅ Nb	234	52.3	
Nitric acid	HNO ₃	83		39.1
Nitric oxide	NO	−151.74	13.83	
Nitrogen	N ₂	−195.79	5.57	
Nitrogen tetroxide	N ₂ O ₄	21.15	38.12	
Nitrogen trifluoride	F ₃ N	−128.75	11.56	
Nitrosyl chloride	ClNO	−5.5	25.78	
Nitrosyl fluoride	FNO	−59.9	19.28	
Nitrous oxide	N ₂ O	−88.48	16.53	
Nitryl chloride	ClNO ₂	−15	25.7	
Nitryl fluoride	FNO ₂	−72.4	18.05	
Osmium(V) fluoride	F ₅ Os	233	65.6	
Osmium(VI) fluoride	F ₆ Os	47.5	28.1	
Oxygen	O ₂	−182.95	6.82	
Pentaborane(11)	B ₅ H ₁₁	65	31.8	
Perchloryl fluoride	ClFO ₃	−46.75	19.33	
Phosphine	H ₃ P	−87.75	14.6	
Phosphorothioic trifluoride	F ₃ PS	−52.25	19.6	
Phosphorus	P	280.5	12.4	14.2
Phosphorus(III) bromide	Br ₃ P	173.2	38.8	
Phosphorus(III) chloride	Cl ₃ P	76	30.5	32.1
Phosphorus(III) chloride difluoride	ClF ₂ P	−47.3	17.6	
Phosphorus(III) dichloride fluoride	Cl ₂ FP	13.85	24.9	
Phosphorus(III) fluoride	F ₃ P	−101.8	16.5	
Phosphorus(V) fluoride	F ₅ P	−84.6	17.2	
Phosphorus(III) iodide	I ₃ P	227	43.9	
Phosphoryl bromide	Br ₃ OP	191.7	38	
Phosphoryl chloride	Cl ₃ OP	105.5	34.35	38.6
Rhenium(VII) dioxytrifluoride	F ₃ O ₂ Re	185.4	65.7	
Rhenium(V) fluoride	F ₅ Re	221.3	58.1	
Rhenium(VI) fluoride	F ₆ Re	33.8	28.7	
Rhenium(VI) oxytetrafluoride	F ₄ ORe	171.7	61.0	
Selenium	Se	685	95.48	
Selenium tetrafluoride	F ₄ Se	101.6	47.2	

Name	Mol. Form.	t_b °C	$\Delta_{\text{vap}}H(t_b)$ kJ/mol	$\Delta_{\text{vap}}H(25^\circ\text{C})$ kJ/mol
Silane	H ₄ Si	−111.9	12.1	
Silver(I) bromide	AgBr	1502	198	
Silver(I) chloride	AgCl	1547	199	
Silver(I) iodide	AgI	1506	143.9	
Sodium hydroxide	HNaO	1388	175	
Stannane	H ₄ Sn	−51.8	19.05	
Stibine	H ₃ Sb	−17	21.3	
Sulfur	S	444.61	45	
Sulfur dioxide	O ₂ S	−10.05	24.94	22.92
Sulfur hexafluoride	F ₆ S			8.99
Sulfur tetrafluoride	F ₄ S	−40.45	26.44	
Sulfur trioxide	O ₃ S	44.5	40.69	43.14
Sulfuryl chloride	Cl ₂ O ₂ S	69.4	31.4	30.1
Tantalum(V) bromide	Br ₅ Ta	348.8	62.3	
Tantalum(V) chloride	Cl ₅ Ta	239	54.8	
Tantalum(V) fluoride	F ₅ Ta	229.5	56.9	
Tellurium	Te	988	114.1	
Tellurium tetrachloride	Cl ₄ Te	387	77	
Tetraborane(10)	B ₄ H ₁₀	18	27.1	
Tetrabromosilane	Br ₄ Si	154	37.9	
Tetrachlorosilane	Cl ₄ Si	57.65	28.7	29.7
Tetrafluorodiborane	B ₂ F ₄	−34.0	28	
Tetrafluorohydrazine	F ₄ N ₂	−74	13.27	
Tetraiodosilane	I ₄ Si	287.35	50.2	
Thallium(I) bromide	BrTl	819	99.56	
Thallium(I) chloride	ClTl	720	102.2	
Thallium(I) iodide	ITl	824	104.7	
Thallium(I) sulfide	STl ₂	1367	154	
Thionitrosyl fluoride (NSF)	FNS	4.8	22.2	
Thionyl chloride	Cl ₂ OS	75.6	31.7	31
Thionyl fluoride	F ₂ OS	−43.8	21.8	
Thorium(IV) chloride	Cl ₄ Th	921	146.4	
Thorium(IV) fluoride	F ₄ Th	1680	258	
Tin(II) bromide	Br ₂ Sn	639	102	
Tin(IV) bromide	Br ₄ Sn	205	43.5	
Tin(II) chloride	Cl ₂ Sn	623	86.8	
Tin(IV) chloride	Cl ₄ Sn	114.15	34.9	
Tin(II) iodide	I ₂ Sn	714	105	
Tin(IV) iodide	I ₄ Sn	364.35	56.9	
Titanium(IV) bromide	Br ₄ Ti	233.5	44.37	
Titanium(II) chloride	Cl ₂ Ti	1500	232	
Titanium(III) chloride	Cl ₃ Ti	960	124	
Titanium(IV) chloride	Cl ₄ Ti	136.45	36.2	
Titanium(IV) iodide	I ₄ Ti	377	58.4	
Tribromosilane	Br ₃ HSi	109	34.8	
Trichlorosilane	Cl ₃ HSi	33		25.7
Trifluorosilane	F ₃ HSi	−95	16.2	
Trigermane	Ge ₃ H ₈	110.5	32.2	
Trisilane	H ₈ Si ₃	52.9	28.5	
Tungsten(VI) chloride	Cl ₆ W	337	52.7	
Tungsten(VI) fluoride	F ₆ W	17.1	26.5	
Tungsten(VI) oxytetrachloride	Cl ₄ OW	230	67.8	
Tungsten(VI) oxytetrafluoride	F ₄ OW	185.9	59.5	
Vanadium(IV) chloride	Cl ₄ V	151	41.4	42.5
Vanadium(V) fluoride	F ₅ V	48.3	44.52	

Name	Mol. Form.	t_b °C	$\Delta_{\text{vap}}H(t_b)$ kJ/mol	$\Delta_{\text{vap}}H(25^\circ\text{C})$ kJ/mol
Vanadyl trichloride	Cl ₃ OV	127	36.78	
Water	H ₂ O	99.97	40.65	43.98
Xenon	Xe	-108.09	12.57	
Zinc bromide	Br ₂ Zn	670	118	
Zinc chloride	Cl ₂ Zn	732	126	
Zinc fluoride	F ₂ Zn	1500	190.1	
<i>Compounds containing carbon</i>				
Acetaldehyde	C ₂ H ₄ O	20.1	25.76	25.47
Acetic acid	C ₂ H ₄ O ₂	117.9	23.70	23.36
Acetic anhydride	C ₄ H ₆ O ₃	139.5	38.2	
Acetone	C ₃ H ₆ O	56.05	29.10	30.99
Acetonitrile	C ₂ H ₃ N	81.65	29.75	32.94
Acetophenone	C ₈ H ₈ O	202	43.98	55.40
Acrolein	C ₃ H ₄ O	52.6	28.3	
Acrylonitrile	C ₃ H ₃ N	77.3	32.6	
Allyl acetate	C ₅ H ₈ O ₂	103.5	36.3	
Allyl alcohol	C ₃ H ₆ O	97.4	40.0	
2-Amino-2-methyl-1-propanol	C ₄ H ₁₁ NO	165.5	50.6	
Aniline	C ₆ H ₇ N	184.17	42.44	55.83
Anisole	C ₇ H ₈ O	153.7	38.97	46.90
Azobutane	C ₈ H ₁₈ N ₂			49.31
Azopropane	C ₆ H ₁₄ N ₂	114		39.88
Benzaldehyde	C ₇ H ₆ O	178.8	42.5	
Benzene	C ₆ H ₆	80.09	30.72	33.83
Benzenethiol	C ₆ H ₆ S	169.1	39.93	47.56
Benzonitrile	C ₇ H ₅ N	191.1	45.9	
Benzyl acetate	C ₉ H ₁₀ O ₂	213	49.4	
Benzyl alcohol	C ₇ H ₈ O	205.31	50.48	
Benzylamine	C ₇ H ₉ N	185		60.16
N-Benzylaniline	C ₁₃ H ₁₃ N	306.5		79.6
Benzyl benzoate	C ₁₄ H ₁₂ O ₂	323.5	53.6	
Bis(2-chloroethyl) ether	C ₄ H ₈ Cl ₂ O	178.5	45.2	
Bis(ethoxymethyl) ether	C ₆ H ₁₄ O ₃	140.6	36.17	44.69
Bromobenzene	C ₆ H ₅ Br	156.06		44.54
1-Bromobutane	C ₄ H ₉ Br	101.6	32.51	36.64
2-Bromobutane	C ₄ H ₉ Br	91.3	30.77	34.41
Bromochloromethane	CH ₂ BrCl	68.0	30.0	
2-Bromo-2-chloro-1,1,1-trifluoroethane	C ₂ HBrClF ₃	50.2	28.08	29.61
Bromoethane	C ₂ H ₅ Br	38.5	27.04	28.03
Bromoethene	C ₂ H ₃ Br	15.8	23.4	
1-Bromoheptane	C ₇ H ₁₅ Br	178.9		50.60
1-Bromohexane	C ₆ H ₁₃ Br	155.3		45.89
Bromomethane	CH ₃ Br	3.5	23.91	22.81
1-Bromo-2-methylpropane	C ₄ H ₉ Br	91.1	31.33	34.82
2-Bromo-2-methylpropane	C ₄ H ₉ Br	73.3	29.23	31.81
1-Bromonaphthalene	C ₁₀ H ₇ Br	281	39.3	
1-Bromooctane	C ₈ H ₁₇ Br	200.8		55.77
1-Bromopentane	C ₅ H ₁₁ Br	129.8	35.01	41.28
1-Bromopropane	C ₃ H ₇ Br	71.1	29.84	32.01
2-Bromopropane	C ₃ H ₇ Br	59.5	28.33	30.17
3-Bromopropene	C ₃ H ₅ Br	70.1	30.24	32.73
1,2-Butadiene	C ₄ H ₆	10.9	24.02	23.21
1,3-Butadiene	C ₄ H ₆	-4.41	22.47	20.86
Butanal	C ₄ H ₈ O	74.8	31.5	

Name	Mol. Form.	t_b °C	$\Delta_{\text{vap}}H(t_b)$ kJ/mol	$\Delta_{\text{vap}}H(25^\circ\text{C})$ kJ/mol
Butane	C_4H_{10}	-0.5	22.44	21.02
1,2-Butanediol	$\text{C}_4\text{H}_{10}\text{O}_2$	190.5	52.84	71.55
1,3-Butanediol	$\text{C}_4\text{H}_{10}\text{O}_2$	207.5	54.31	74.46
1,4-Butanediol	$\text{C}_4\text{H}_{10}\text{O}_2$	235		77.1
1,4-Butanedithiol	$\text{C}_4\text{H}_{10}\text{S}_2$	195.5		55.10
Butanenitrile	$\text{C}_4\text{H}_7\text{N}$	117.6	33.68	39.33
1-Butanethiol	$\text{C}_4\text{H}_{10}\text{S}$	98.5	32.23	36.63
2-Butanethiol	$\text{C}_4\text{H}_{10}\text{S}$	85.0	30.59	33.99
Butanoic acid	$\text{C}_4\text{H}_8\text{O}_2$	163.75		40.45
Butanoic anhydride	$\text{C}_8\text{H}_{14}\text{O}_3$	200	50.0	
1-Butanol	$\text{C}_4\text{H}_{10}\text{O}$	117.73	43.29	52.35
2-Butanol	$\text{C}_4\text{H}_{10}\text{O}$	99.51	40.75	49.72
2-Butanone	$\text{C}_4\text{H}_8\text{O}$	79.59	31.30	34.79
1-Butene	C_4H_8	-6.26	22.07	20.22
<i>cis</i> -2-Butene	C_4H_8	3.71	23.34	22.16
<i>trans</i> -2-Butene	C_4H_8	0.88	22.72	21.40
2-Butoxyethanol	$\text{C}_6\text{H}_{14}\text{O}_2$	168.4		56.59
Butyl acetate	$\text{C}_6\text{H}_{12}\text{O}_2$	126.1	36.28	43.86
<i>tert</i> -Butyl acetate	$\text{C}_6\text{H}_{12}\text{O}_2$	95.1	33.07	38.03
Butylamine	$\text{C}_4\text{H}_{11}\text{N}$	77.00	31.81	35.72
<i>sec</i> -Butylamine	$\text{C}_4\text{H}_{11}\text{N}$	62.73	29.92	32.85
<i>tert</i> -Butylamine	$\text{C}_4\text{H}_{11}\text{N}$	44.04	28.27	29.64
Butylbenzene	$\text{C}_{10}\text{H}_{14}$	183.31	38.87	50.8
<i>sec</i> -Butylbenzene	$\text{C}_{10}\text{H}_{14}$	173.3		48.1
<i>tert</i> -Butylbenzene	$\text{C}_{10}\text{H}_{14}$	169.1		47.6
Butylcyclohexane	$\text{C}_{10}\text{H}_{20}$	180		49.36
Butylcyclopentane	C_9H_{18}	156.6	36.16	45.89
Butylethylamine	$\text{C}_6\text{H}_{15}\text{N}$	107.5	33.97	40.15
Butyl ethyl ether	$\text{C}_6\text{H}_{14}\text{O}$	92.3	31.63	36.32
Butyl ethyl sulfide	$\text{C}_6\text{H}_{14}\text{S}$	144.3	37.01	44.51
Butyl formate	$\text{C}_5\text{H}_{10}\text{O}_2$	106.1	36.58	41.11
<i>tert</i> -Butyl isobutyl ether	$\text{C}_8\text{H}_{18}\text{O}$	112.0	33.11	40.5
Butyl methyl ether	$\text{C}_5\text{H}_{12}\text{O}$	70.16	29.55	32.37
<i>sec</i> -Butyl methyl ether	$\text{C}_5\text{H}_{12}\text{O}$	59.1	28.09	30.23
Butyl methyl sulfide	$\text{C}_5\text{H}_{12}\text{S}$	123.4	34.47	40.46
<i>tert</i> -Butyl methyl sulfide	$\text{C}_5\text{H}_{12}\text{S}$	98.9	31.47	35.84
Butyl propyl ether	$\text{C}_7\text{H}_{16}\text{O}$	118.1	33.72	40.22
Butyl vinyl ether	$\text{C}_6\text{H}_{12}\text{O}$	94	31.58	36.17
1-Butyne	C_4H_6	8.08	24.52	23.35
2-Butyne-1,4-diol	$\text{C}_4\text{H}_6\text{O}_2$	238		81.5
γ -Butyrolactone	$\text{C}_4\text{H}_6\text{O}_2$	204	52.2	
Camphor, (+)	$\text{C}_{10}\text{H}_{16}\text{O}$	207.4	59.5	
Carbon disulfide	CS_2	46	26.74	27.51
Carbon monoxide	CO	-191.5	6.04	
2-Chloroaniline	$\text{C}_6\text{H}_6\text{ClN}$	208.8	44.4	
Chlorobenzene	$\text{C}_6\text{H}_5\text{Cl}$	131.72	35.19	40.97
1-Chlorobutane	$\text{C}_4\text{H}_9\text{Cl}$	78.4	30.39	33.51
2-Chlorobutane	$\text{C}_4\text{H}_9\text{Cl}$	68.2	29.17	31.53
Chlorodifluoromethane	CHClF_2	-40.7	20.2	
Chloroethane	$\text{C}_2\text{H}_5\text{Cl}$	12.3	24.65	
2-Chloroethanol	$\text{C}_2\text{H}_5\text{ClO}$	128.6	41.4	
Chloroethene	$\text{C}_2\text{H}_3\text{Cl}$	-13.8	20.8	
1-Chloroheptane	$\text{C}_7\text{H}_{15}\text{Cl}$	160.4		47.66
1-Chlorohexane	$\text{C}_6\text{H}_{13}\text{Cl}$	135.1	35.67	42.83
Chloromethane	CH_3Cl	-24.09	21.40	18.92

Name	Mol. Form.	t_b °C	$\Delta_{\text{vap}}H(t_b)$ kJ/mol	$\Delta_{\text{vap}}H(25^\circ\text{C})$ kJ/mol
1-Chloro-3-methylbutane	$\text{C}_5\text{H}_{11}\text{Cl}$	98.9	32.02	36.24
1-Chloro-2-methylpropane	$\text{C}_4\text{H}_9\text{Cl}$	68.5	29.22	31.67
2-Chloro-2-methylpropane	$\text{C}_4\text{H}_9\text{Cl}$	50.9	27.55	28.98
1-Chloronaphthalene	$\text{C}_{10}\text{H}_7\text{Cl}$	259	52.1	
1-Chlorooctane	$\text{C}_8\text{H}_{17}\text{Cl}$	183.5		52.42
Chloropentafluorobenzene	C_6ClF_5	117.96	34.76	41.07
Chloropentafluoroethane	C_2ClF_5	-39.1	19.41	
1-Chloropentane	$\text{C}_5\text{H}_{11}\text{Cl}$	108.4	33.15	38.24
2-Chloropentane	$\text{C}_5\text{H}_{11}\text{Cl}$	97.0	31.79	36.03
1-Chloropropane	$\text{C}_3\text{H}_7\text{Cl}$	46.5	27.18	28.35
2-Chloropropane	$\text{C}_3\text{H}_7\text{Cl}$	35.7	26.30	26.90
3-Chloropropene	$\text{C}_3\text{H}_5\text{Cl}$	45.1	29.0	
2-Chlorotoluene	$\text{C}_7\text{H}_7\text{Cl}$	159.0	37.5	
4-Chlorotoluene	$\text{C}_7\text{H}_7\text{Cl}$	162.4	38.7	
Chlorotrifluoromethane	CClF_3	-81.37	15.8	
Cholesterol	$\text{C}_{27}\text{H}_{46}\text{O}$	360 dec		148.0
<i>o</i> -Cresol	$\text{C}_7\text{H}_8\text{O}$	191.04	45.19	
<i>m</i> -Cresol	$\text{C}_7\text{H}_8\text{O}$	202.27	47.40	61.71
<i>p</i> -Cresol	$\text{C}_7\text{H}_8\text{O}$	201.98	47.45	
Cyanogen	C_2N_2	-21.1	23.33	19.75
Cyclobutane	C_4H_8	12.6	24.19	23.51
Cyclobutanecarbonitrile	$\text{C}_5\text{H}_7\text{N}$	149.6	36.88	44.34
Cyclohexane	C_6H_{12}	80.73	29.97	33.01
Cyclohexanecarbonitrile	$\text{C}_7\text{H}_{11}\text{N}$	184		51.92
Cyclohexanethiol	$\text{C}_6\text{H}_{12}\text{S}$	158.8	37.06	44.57
Cyclohexanol	$\text{C}_6\text{H}_{12}\text{O}$	160.84		62.01
Cyclohexanone	$\text{C}_6\text{H}_{10}\text{O}$	155.43		45.06
Cyclohexene	C_6H_{10}	82.98	30.46	33.47
1-Cyclohexenecarbonitrile	$\text{C}_7\text{H}_9\text{N}$			53.55
Cyclohexylamine	$\text{C}_6\text{H}_{13}\text{N}$	134	36.14	43.67
Cyclohexylbenzene	$\text{C}_{12}\text{H}_{16}$	240.1		60.8
Cyclohexylcyclohexane	$\text{C}_{12}\text{H}_{22}$	238		57.98
Cyclopentane	C_5H_{10}	49.3	27.30	28.52
Cyclopentanecarbonitrile	$\text{C}_6\text{H}_9\text{N}$	170		43.43
Cyclopentanethiol	$\text{C}_5\text{H}_{10}\text{S}$	132.1	35.32	41.42
Cyclopentanol	$\text{C}_5\text{H}_{10}\text{O}$	140.42		57.05
Cyclopentanone	$\text{C}_5\text{H}_8\text{O}$	130.57	36.35	42.72
1-Cyclopentenecarbonitrile	$\text{C}_6\text{H}_7\text{N}$			44.98
Cyclopropane	C_3H_6	-32.81	20.05	16.93
Cyclopropanecarbonitrile	$\text{C}_4\text{H}_5\text{N}$	135.1	35.55	41.94
Cyclopropylbenzene	C_9H_{10}	173.6		50.22
Cyclopropyl methyl ketone	$\text{C}_5\text{H}_8\text{O}$	111.3	34.07	39.41
<i>cis</i> -Decahydronaphthalene	$\text{C}_{10}\text{H}_{18}$	195.8	41.0	
<i>trans</i> -Decahydronaphthalene	$\text{C}_{10}\text{H}_{18}$	187.3	40.2	
Decane	$\text{C}_{10}\text{H}_{22}$	174.15	39.58	51.42
1,10-Decanediol	$\text{C}_{10}\text{H}_{22}\text{O}_2$			120.0
Decanenitrile	$\text{C}_{10}\text{H}_{19}\text{N}$	243		66.84
1-Decanethiol	$\text{C}_{10}\text{H}_{22}\text{S}$	240.6		65.48
1-Decanol	$\text{C}_{10}\text{H}_{22}\text{O}$	231.1		81.50
1-Decene	$\text{C}_{10}\text{H}_{20}$	170.5		50.43
Decylbenzene	$\text{C}_{16}\text{H}_{26}$	293		78.2
1,4-Dibromobutane	$\text{C}_4\text{H}_8\text{Br}_2$	197		53.09
1,2-Dibromo-1-chloro-1,2,2-trifluoroethane	$\text{C}_2\text{Br}_2\text{ClF}_3$	93	31.17	35.04
1,2-Dibromoethane	$\text{C}_2\text{H}_4\text{Br}_2$	131.6	34.77	41.73
Dibromomethane	CH_2Br_2	97	32.92	36.97

Name	Mol. Form.	t_b °C	$\Delta_{\text{vap}}H(t_b)$ kJ/mol	$\Delta_{\text{vap}}H(25^\circ\text{C})$ kJ/mol
1,2-Dibromopropane	$\text{C}_3\text{H}_6\text{Br}_2$	141.9	35.61	41.67
1,3-Dibromopropane	$\text{C}_3\text{H}_6\text{Br}_2$	167.3		47.45
1,2-Dibromotetrafluoroethane	$\text{C}_2\text{Br}_2\text{F}_4$	47.35	27.03	28.39
Dibutylamine	$\text{C}_8\text{H}_{19}\text{N}$	159.6	38.44	49.45
Dibutyl ether	$\text{C}_8\text{H}_{18}\text{O}$	140.28	36.49	44.97
Di- <i>sec</i> -butyl ether	$\text{C}_8\text{H}_{18}\text{O}$	121.1	34.06	40.84
Di- <i>tert</i> -butyl ether	$\text{C}_8\text{H}_{18}\text{O}$	107.23	32.15	37.61
Dibutyl phthalate	$\text{C}_{16}\text{H}_{22}\text{O}_4$	340	79.2	
Dibutyl sulfide	$\text{C}_8\text{H}_{18}\text{S}$	185		52.96
Di- <i>tert</i> -butyl sulfide	$\text{C}_8\text{H}_{18}\text{S}$	149.1	33.26	43.76
<i>o</i> -Dichlorobenzene	$\text{C}_6\text{H}_4\text{Cl}_2$	180	39.66	50.21
<i>m</i> -Dichlorobenzene	$\text{C}_6\text{H}_4\text{Cl}_2$	173	38.62	48.58
<i>p</i> -Dichlorobenzene	$\text{C}_6\text{H}_4\text{Cl}_2$	174	38.79	49.0
1,2-Dichlorobutane	$\text{C}_4\text{H}_8\text{Cl}_2$	124.1	33.90	39.58
1,4-Dichlorobutane	$\text{C}_4\text{H}_8\text{Cl}_2$	161		46.36
Dichlorodifluoromethane	CCl_2F_2	-29.8	20.1	
1,1-Dichloroethane	$\text{C}_2\text{H}_4\text{Cl}_2$	57.3	28.85	30.62
1,2-Dichloroethane	$\text{C}_2\text{H}_4\text{Cl}_2$	83.5	31.98	35.16
1,1-Dichloroethene	$\text{C}_2\text{H}_2\text{Cl}_2$	31.6	26.14	26.48
<i>cis</i> -1,2-Dichloroethene	$\text{C}_2\text{H}_2\text{Cl}_2$	60.1	30.2	
<i>trans</i> -1,2-Dichloroethene	$\text{C}_2\text{H}_2\text{Cl}_2$	48.7	28.9	
1,1-Dichloro-1-fluoroethane	$\text{C}_2\text{H}_3\text{Cl}_2\text{F}$	32.0	26.06	26.48
Dichlorofluoromethane	CHCl_2F	8.9	25.2	
1,2-Dichloro-1,1,2,3,3,3-hexafluoropropane	$\text{C}_3\text{Cl}_2\text{F}_6$	34.1	26.28	26.93
1,2-Dichlorohexane	$\text{C}_6\text{H}_{12}\text{Cl}_2$	173		48.16
Dichloromethane	CH_2Cl_2	40	28.06	28.82
1,2-Dichloropentane	$\text{C}_5\text{H}_{10}\text{Cl}_2$	148.3	36.45	43.89
1,5-Dichloropentane	$\text{C}_5\text{H}_{10}\text{Cl}_2$	179		50.71
1,3-Dichloropropane	$\text{C}_3\text{H}_6\text{Cl}_2$	120.9	35.18	40.75
1,2-Dichloro-1,1,2,2-tetrafluoroethane	$\text{C}_2\text{Cl}_2\text{F}_4$	3.5	23.3	
Dicyclopropyl ketone	$\text{C}_7\text{H}_{10}\text{O}$	161		53.70
Diethanolamine	$\text{C}_4\text{H}_{11}\text{NO}_2$	268.8	65.2	
1,1-Diethoxyethane	$\text{C}_6\text{H}_{14}\text{O}_2$	102.25	36.28	43.20
1,2-Diethoxyethane	$\text{C}_6\text{H}_{14}\text{O}_2$	121.2	36.28	43.20
Diethoxymethane	$\text{C}_5\text{H}_{12}\text{O}_2$	88	31.33	35.65
Diethylamine	$\text{C}_4\text{H}_{11}\text{N}$	55.5	29.06	31.31
Diethyl carbonate	$\text{C}_5\text{H}_{10}\text{O}_3$	126		43.60
Diethyl disulfide	$\text{C}_4\text{H}_{10}\text{S}_2$	154.0	37.58	45.18
Diethylene glycol	$\text{C}_4\text{H}_{10}\text{O}_3$	245.8	52.3	
Diethylene glycol diethyl ether	$\text{C}_8\text{H}_{18}\text{O}_3$	188		58.40
Diethylene glycol dimethyl ether	$\text{C}_6\text{H}_{14}\text{O}_3$	162	36.17	44.69
Diethylene glycol monoethyl ether	$\text{C}_6\text{H}_{14}\text{O}_3$	196	47.5	
Diethylene glycol monomethyl ether	$\text{C}_5\text{H}_{12}\text{O}_3$	193	46.6	
Diethyl ether	$\text{C}_4\text{H}_{10}\text{O}$	34.5	26.52	27.10
Diethyl malonate	$\text{C}_7\text{H}_{12}\text{O}_4$	200	54.8	
Diethyl oxalate	$\text{C}_6\text{H}_{10}\text{O}_4$	185.7	42.0	
3,3-Diethylpentane	C_9H_{20}	146.3	34.61	42.0
Diethyl sulfide	$\text{C}_4\text{H}_{10}\text{S}$	92.1	31.77	35.80
<i>o</i> -Difluorobenzene	$\text{C}_6\text{H}_4\text{F}_2$	94	32.21	36.18
<i>m</i> -Difluorobenzene	$\text{C}_6\text{H}_4\text{F}_2$	82.6	31.10	34.59
<i>p</i> -Difluorobenzene	$\text{C}_6\text{H}_4\text{F}_2$	89	31.77	35.54
1,1-Difluoroethane	$\text{C}_2\text{H}_4\text{F}_2$	-24.05	21.56	19.08
2,3-Dihydrothiophene	$\text{C}_4\text{H}_6\text{S}$	112.1	33.24	37.74
2,5-Dihydrothiophene	$\text{C}_4\text{H}_6\text{S}$	122.4	34.83	39.95
Diiodomethane	CH_2I_2	182	42.5	

Name	Mol. Form.	t_b °C	$\Delta_{\text{vap}}H(t_b)$ kJ/mol	$\Delta_{\text{vap}}H(25^\circ\text{C})$ kJ/mol
Diisobutyl sulfide	$\text{C}_8\text{H}_{18}\text{S}$	171		48.71
Diisopentyl ether	$\text{C}_{10}\text{H}_{22}\text{O}$	172.5	35.1	
Diisopropylamine	$\text{C}_6\text{H}_{15}\text{N}$	83.9	30.40	34.61
Diisopropyl ether	$\text{C}_6\text{H}_{14}\text{O}$	68.4	29.10	32.12
Diisopropyl sulfide	$\text{C}_6\text{H}_{14}\text{S}$	120.0	33.80	39.60
Diketene	$\text{C}_4\text{H}_4\text{O}_2$	126.1	36.80	42.89
1,2-Dimethoxyethane	$\text{C}_4\text{H}_{10}\text{O}_2$	84.5	32.42	36.39
<i>N,N</i> -Dimethylacetamide	$\text{C}_4\text{H}_9\text{NO}$	165		50.24
Dimethylamine	$\text{C}_2\text{H}_7\text{N}$	6.88	26.40	25.05
2,4-Dimethylaniline	$\text{C}_8\text{H}_{11}\text{N}$	214		61.3
2,5-Dimethylaniline	$\text{C}_8\text{H}_{11}\text{N}$	214		61.7
<i>N,N</i> -Dimethylaniline	$\text{C}_8\text{H}_{11}\text{N}$	194.15		52.83
2,2-Dimethylbutane	C_6H_{14}	49.73	26.31	27.68
2,3-Dimethylbutane	C_6H_{14}	57.93	27.38	29.12
2,3-Dimethyl-2-butanethiol	$\text{C}_6\text{H}_{14}\text{S}$	126.1		39.3
3,3-Dimethyl-2-butanone	$\text{C}_6\text{H}_{12}\text{O}$	106.1	33.39	37.91
2,3-Dimethyl-1-butene	C_6H_{12}	55.6		29.18
3,3-Dimethyl-1-butene	C_6H_{12}	41.2		26.61
2,3-Dimethyl-2-butene	C_6H_{12}	73.3	29.64	32.51
1,1-Dimethylcyclohexane	C_8H_{16}	119.6	32.51	37.92
<i>cis</i> -1,2-Dimethylcyclohexane	C_8H_{16}	129.8	33.47	39.70
<i>trans</i> -1,2-Dimethylcyclohexane	C_8H_{16}	123.5	32.96	38.36
<i>cis</i> -1,3-Dimethylcyclohexane	C_8H_{16}	120.1	32.91	38.26
<i>trans</i> -1,3-Dimethylcyclohexane	C_8H_{16}	124.5	33.39	39.16
<i>cis</i> -1,4-Dimethylcyclohexane	C_8H_{16}	124.4	33.28	39.02
<i>trans</i> -1,4-Dimethylcyclohexane	C_8H_{16}	119.4	32.56	37.90
<i>cis</i> -1,3-Dimethylcyclopentane	C_7H_{14}	90.8	30.40	34.20
Dimethyl decanedioate	$\text{C}_{12}\text{H}_{22}\text{O}_4$			86.4
Dimethyl disulfide	$\text{C}_2\text{H}_6\text{S}_2$	109.74	33.78	37.86
Dimethyl ether	$\text{C}_2\text{H}_6\text{O}$	-24.8	21.51	18.51
<i>N,N</i> -Dimethylformamide	$\text{C}_3\text{H}_7\text{NO}$	153		46.89
Dimethyl glutarate	$\text{C}_7\text{H}_{12}\text{O}_4$	214		65.7
Dimethyl heptanedioate	$\text{C}_9\text{H}_{16}\text{O}_4$			73.5
2,6-Dimethyl-4-heptanol	$\text{C}_9\text{H}_{20}\text{O}$	174.5		65.17
2,6-Dimethyl-4-heptanone	$\text{C}_9\text{H}_{18}\text{O}$	169.4		50.92
2,2-Dimethylhexane	C_8H_{18}	106.86	32.07	37.28
2,3-Dimethylhexane	C_8H_{18}	115.62	33.17	38.78
2,4-Dimethylhexane	C_8H_{18}	109.5	32.51	37.76
2,5-Dimethylhexane	C_8H_{18}	109.12	32.54	37.85
3,3-Dimethylhexane	C_8H_{18}	111.97	32.31	37.53
3,4-Dimethylhexane	C_8H_{18}	117.73	33.24	38.97
Dimethyl 1,6-hexanedioate	$\text{C}_8\text{H}_{14}\text{O}_4$			69.0
2,5-Dimethyl-2,5-hexanediol	$\text{C}_8\text{H}_{18}\text{O}_2$	214		85.2
<i>cis</i> -2,2-Dimethyl-3-hexene	C_8H_{16}	105.5		36.86
<i>trans</i> -2,2-Dimethyl-3-hexene	C_8H_{16}	100.8		37.03
2,5-Dimethyl-3-hexyne-2,5-diol	$\text{C}_8\text{H}_{14}\text{O}_2$	205		82.8
1,1-Dimethylhydrazine	$\text{C}_2\text{H}_8\text{N}_2$	63.9	32.55	35.0
Dimethyl malonate	$\text{C}_5\text{H}_8\text{O}_4$	181.4		57.5
Dimethyl nonanedioate	$\text{C}_{11}\text{H}_{20}\text{O}_4$			82.3
2,4-Dimethyloctane	$\text{C}_{10}\text{H}_{22}$	156	36.47	47.13
Dimethyl octanedioate	$\text{C}_{10}\text{H}_{18}\text{O}_4$	268		78.1
Dimethyl oxalate	$\text{C}_4\text{H}_6\text{O}_4$	163.5		54.7
3,3-Dimethyloxetane	$\text{C}_5\text{H}_{10}\text{O}$	80.6	30.85	33.94
2,2-Dimethylpentane	C_7H_{16}	79.2	29.23	32.42
2,3-Dimethylpentane	C_7H_{16}	89.78	30.46	34.26

Name	Mol. Form.	t_b °C	$\Delta_{\text{vap}}H(t_b)$ kJ/mol	$\Delta_{\text{vap}}H(25\text{ °C})$ kJ/mol
2,4-Dimethylpentane	C ₇ H ₁₆	80.49	29.55	32.88
3,3-Dimethylpentane	C ₇ H ₁₆	86.06	29.62	33.03
2,2-Dimethyl-3-pentanone	C ₇ H ₁₄ O	125.6	36.09	42.34
2,4-Dimethyl-3-pentanone	C ₇ H ₁₄ O	125.4	34.64	41.51
2,4-Dimethyl-1-pentene	C ₇ H ₁₄	81.6		33.03
4,4-Dimethyl-1-pentene	C ₇ H ₁₄	72.5		31.13
2,4-Dimethyl-2-pentene	C ₇ H ₁₄	83.4		34.19
<i>cis</i> -4,4-Dimethyl-2-pentene	C ₇ H ₁₄	80.4		32.56
<i>trans</i> -4,4-Dimethyl-2-pentene	C ₇ H ₁₄	76.7		32.81
2,2-Dimethylpropanenitrile	C ₅ H ₉ N	106.1	32.40	37.35
2,2-Dimethyl-1-propanethiol	C ₅ H ₁₂ S	103.7		36.4
2,3-Dimethylpyridine	C ₇ H ₉ N	161.12	39.08	47.82
2,4-Dimethylpyridine	C ₇ H ₉ N	158.38	38.53	47.49
2,5-Dimethylpyridine	C ₇ H ₉ N	156.98	38.68	47.04
2,6-Dimethylpyridine	C ₇ H ₉ N	144.01	37.46	45.34
3,4-Dimethylpyridine	C ₇ H ₉ N	179.10	39.99	50.50
3,5-Dimethylpyridine	C ₇ H ₉ N	171.84	39.46	49.33
Dimethyl succinate	C ₆ H ₁₀ O ₄	196.4		61.0
Dimethyl sulfide	C ₂ H ₆ S	37.33	27.0	27.65
Dimethyl sulfoxide	C ₂ H ₆ OS	189	43.1	
1,3-Dioxane	C ₄ H ₈ O ₂	106.1	34.37	39.09
1,4-Dioxane	C ₄ H ₈ O ₂	101.5	34.16	38.60
Diphenyl ether	C ₁₂ H ₁₀ O	258.0	48.2	
1,2-Dipropoxyethane	C ₈ H ₁₈ O ₂	163.2		50.62
Dipropylamine	C ₆ H ₁₅ N	109.3	33.47	40.04
Dipropyl ether	C ₆ H ₁₄ O	90.08	31.31	35.69
Dipropyl sulfide	C ₆ H ₁₄ S	142.9	36.60	44.21
1-Docosanol	C ₂₂ H ₄₆ O			135.9
Dodecane	C ₁₂ H ₂₆	216.32	44.09	61.52
1,12-Dodecanediol	C ₁₂ H ₂₆ O ₂			135
Dodecanenitrile	C ₁₂ H ₂₃ N	277		76.12
1-Dodecanol	C ₁₂ H ₂₆ O	260		90.8
1-Dodecene	C ₁₂ H ₂₄	213.8		60.78
Dodecylbenzene	C ₁₈ H ₃₀	328		86.6
Eicosane	C ₂₀ H ₄₂	343	58.49	101.81
1-Eicosanol	C ₂₀ H ₄₂ O	356		125.9
1,2-Epoxybutane	C ₄ H ₈ O	63.4	30.3	
Ethane	C ₂ H ₆	-88.6	14.69	5.16
1,2-Ethanediamine	C ₂ H ₈ N ₂	117	37.98	44.98
1,2-Ethanediol	C ₂ H ₆ O ₂	197.3	50.5	63.9
1,2-Ethanediol, diacetate	C ₆ H ₁₀ O ₄	190		61.44
1,2-Ethanedithiol	C ₂ H ₆ S ₂	146.1	37.93	44.68
Ethanethiol	C ₂ H ₆ S	35.0	26.79	27.30
Ethanol	C ₂ H ₆ O	78.29	38.56	42.32
Ethanolamine	C ₂ H ₇ NO	171	49.83	
Ethoxybenzene	C ₈ H ₁₀ O	169.81		51.04
2-Ethoxyethanol	C ₄ H ₁₀ O ₂	135	39.22	48.21
2-Ethoxyethyl acetate	C ₆ H ₁₂ O ₃	156.4	40.76	52.61
1-Ethoxy-2-methoxyethane	C ₅ H ₁₂ O ₂	103.5	34.33	39.83
<i>N</i> -Ethylacetamide	C ₄ H ₉ NO	205		64.89
Ethyl acetate	C ₄ H ₈ O ₂	77.11	31.94	35.60
Ethyl acrylate	C ₅ H ₈ O ₂	99.4	34.7	
<i>N</i> -Ethylaniline	C ₈ H ₁₁ N	203.0		58.3
Ethylbenzene	C ₈ H ₁₀	136.16	35.57	42.24
Ethyl butanoate	C ₆ H ₁₂ O ₂	121.3	35.47	42.68

Name	Mol. Form.	t_b °C	$\Delta_{\text{vap}}H(t_b)$ kJ/mol	$\Delta_{\text{vap}}H(25\text{ °C})$ kJ/mol
2-Ethyl-1-butanol	$\text{C}_6\text{H}_{14}\text{O}$	147	43.2	
2-Ethyl-1-butene	C_6H_{12}	64.7		31.13
Ethyl chloroacetate	$\text{C}_4\text{H}_7\text{ClO}_2$	144.3	40.43	49.47
Ethylcyclobutane	C_6H_{12}	70.8	28.67	31.24
Ethylcyclohexane	C_8H_{16}	131.9	34.04	40.56
Ethylcyclopentane	C_7H_{14}	103.5	31.96	36.40
Ethyl dichloroacetate	$\text{C}_4\text{H}_6\text{Cl}_2\text{O}_2$	155		50.60
Ethyl 2,2-dimethylpropanoate	$\text{C}_7\text{H}_{14}\text{O}_2$	118.4	34.51	41.25
Ethylene	C_2H_4	-103.77	13.53	
<i>N</i> -Ethylformamide	$\text{C}_3\text{H}_7\text{NO}$	198		58.44
Ethyl formate	$\text{C}_3\text{H}_6\text{O}_2$	54.4	29.91	31.96
3-Ethylhexane	C_8H_{18}	118.6	33.59	39.64
Ethyl hexanoate	$\text{C}_8\text{H}_{16}\text{O}_2$	167		51.72
2-Ethylhexanoic acid	$\text{C}_8\text{H}_{16}\text{O}_2$	228		75.60
2-Ethyl-1-hexanol	$\text{C}_8\text{H}_{18}\text{O}$	184.6	54.2	68.51
2-Ethylhexyl acetate	$\text{C}_{10}\text{H}_{20}\text{O}_2$	199	43.5	
2-Ethylhexylamine	$\text{C}_8\text{H}_{19}\text{N}$	169.2	40.0	
Ethylisopropylamine	$\text{C}_5\text{H}_{13}\text{N}$	69.6	29.94	33.13
Ethyl isopropyl ether	$\text{C}_5\text{H}_{12}\text{O}$	54.1	28.21	30.08
Ethyl isopropyl sulfide	$\text{C}_5\text{H}_{12}\text{S}$	107.5	32.74	37.78
Ethyl 3-methylbutanoate	$\text{C}_7\text{H}_{14}\text{O}_2$	135.0	37.0	
2-Ethyl-3-methyl-1-butene	C_7H_{14}	89		34.35
1-Ethyl-1-methylcyclopentane	C_8H_{16}	121.6	33.20	38.85
3-Ethyl-2-methylpentane	C_8H_{18}	115.66	32.93	38.52
3-Ethyl-3-methylpentane	C_8H_{18}	118.27	32.78	37.99
3-Ethyl-2-methyl-1-pentene	C_8H_{16}	109.5		37.27
Ethyl 2-methylpropanoate	$\text{C}_6\text{H}_{12}\text{O}_2$	110.1	33.67	39.83
Ethyl methyl sulfide	$\text{C}_3\text{H}_8\text{S}$	66.7	29.53	31.85
3-Ethylpentane	C_7H_{16}	93.5	31.12	35.22
Ethyl pentanoate	$\text{C}_7\text{H}_{14}\text{O}_2$	146.1	36.96	47.01
3-Ethyl-3-pentanol	$\text{C}_7\text{H}_{16}\text{O}$	142		57.34
Ethyl pentyl ether	$\text{C}_7\text{H}_{16}\text{O}$	117.6	34.41	41.01
Ethyl propanoate	$\text{C}_5\text{H}_{10}\text{O}_2$	99.1	33.88	39.21
Ethyl propyl ether	$\text{C}_5\text{H}_{12}\text{O}$	63.21	28.94	31.43
Ethyl propyl sulfide	$\text{C}_5\text{H}_{12}\text{S}$	118.6	34.24	39.97
Ethyl trichloroacetate	$\text{C}_4\text{H}_5\text{Cl}_3\text{O}_2$	167.5		50.97
Ethyl vinyl ether	$\text{C}_4\text{H}_8\text{O}$	35.5	26.2	
Fluorobenzene	$\text{C}_6\text{H}_5\text{F}$	84.73	31.19	34.58
1-Fluorooctane	$\text{C}_8\text{H}_{17}\text{F}$	142.3	40.43	49.65
2-Fluorotoluene	$\text{C}_7\text{H}_7\text{F}$	115	35.4	
4-Fluorotoluene	$\text{C}_7\text{H}_7\text{F}$	116.6	34.08	39.42
Formamide	CH_3NO	220		60.15
Formic acid	CH_2O_2	101	22.69	20.10
Furan	$\text{C}_4\text{H}_4\text{O}$	31.5	27.10	27.45
Furfural	$\text{C}_5\text{H}_4\text{O}_2$	161.7	43.2	
Furfuryl alcohol	$\text{C}_5\text{H}_6\text{O}_2$	171	53.6	
Glycerol	$\text{C}_3\text{H}_8\text{O}_3$	290	61.0	
Glycerol triacetate	$\text{C}_9\text{H}_{14}\text{O}_6$	259		85.74
Heptadecane	$\text{C}_{17}\text{H}_{36}$	302.0	53.58	86.47
1-Heptadecanol	$\text{C}_{17}\text{H}_{36}\text{O}$	324		112.5
6-Heptadecanol	$\text{C}_{17}\text{H}_{36}\text{O}$			108.6
7-Heptadecanol	$\text{C}_{17}\text{H}_{36}\text{O}$			108.2
9-Heptadecanol	$\text{C}_{17}\text{H}_{36}\text{O}$			108.5
Heptane	C_7H_{16}	98.4	31.77	36.57
1,7-Heptanediol	$\text{C}_7\text{H}_{16}\text{O}_2$	262		97.9

Name	Mol. Form.	t_b °C	$\Delta_{\text{vap}}H(t_b)$ kJ/mol	$\Delta_{\text{vap}}H(25^\circ\text{C})$ kJ/mol
1-Heptanol	$\text{C}_7\text{H}_{16}\text{O}$	176.45		66.81
3-Heptanol	$\text{C}_7\text{H}_{16}\text{O}$	157	42.5	
2-Heptanone	$\text{C}_7\text{H}_{14}\text{O}$	151.05		47.24
1-Heptene	C_7H_{14}	93.64		35.49
<i>cis</i> -2-Heptene	C_7H_{14}	98.4		36.26
<i>trans</i> -2-Heptene	C_7H_{14}	98		36.27
<i>cis</i> -3-Heptene	C_7H_{14}	95.8		35.81
<i>trans</i> -3-Heptene	C_7H_{14}	95.7		35.84
Heptylamine	$\text{C}_7\text{H}_{17}\text{N}$	156		49.96
Heptylbenzene	$\text{C}_{13}\text{H}_{20}$	240		64.2
1-Hexacosanol	$\text{C}_{26}\text{H}_{54}\text{O}$			153.7
Hexadecane	$\text{C}_{16}\text{H}_{34}$	286.86	51.84	81.35
1,16-Hexadecanediol	$\text{C}_{16}\text{H}_{34}\text{O}_2$			163
1-Hexadecanol	$\text{C}_{16}\text{H}_{34}\text{O}$	312		107.7
1-Hexadecene	$\text{C}_{16}\text{H}_{32}$	284.9		80.25
Hexadecylbenzene	$\text{C}_{22}\text{H}_{38}$	385		104.8
Hexafluoroacetylacetone	$\text{C}_5\text{H}_2\text{F}_6\text{O}_2$	54.15	27.05	30.58
Hexafluorobenzene	C_6F_6	80.32	31.66	35.71
Hexafluoroethane	C_2F_6	-78.1	16.15	
Hexane	C_6H_{14}	68.73	28.85	31.56
1,6-Hexanediol	$\text{C}_6\text{H}_{14}\text{O}_2$	208		90.2
Hexanenitrile	$\text{C}_6\text{H}_{11}\text{N}$	163.65		47.91
1-Hexanol	$\text{C}_6\text{H}_{14}\text{O}$	157.6	44.50	61.61
2-Hexanol	$\text{C}_6\text{H}_{14}\text{O}$	140	41.01	58.46
2-Hexanone	$\text{C}_6\text{H}_{12}\text{O}$	127.6	36.35	43.14
3-Hexanone	$\text{C}_6\text{H}_{12}\text{O}$	123.5	35.36	42.47
1-Hexene	C_6H_{12}	63.48		30.61
<i>cis</i> -2-Hexene	C_6H_{12}	68.8		32.19
<i>trans</i> -2-Hexene	C_6H_{12}	67.9		31.60
<i>cis</i> -3-Hexene	C_6H_{12}	66.4		31.23
<i>trans</i> -3-Hexene	C_6H_{12}	67.1		31.55
Hexylamine	$\text{C}_6\text{H}_{15}\text{N}$	132.8	36.54	45.10
Hexylbenzene	$\text{C}_{12}\text{H}_{18}$	226.1		60.4
Hexyl methyl ether	$\text{C}_7\text{H}_{16}\text{O}$	126.1	34.93	42.07
Indan	C_9H_{10}	177.97	39.63	48.79
Iodobenzene	$\text{C}_6\text{H}_5\text{I}$	188.4	39.5	
1-Iodobutane	$\text{C}_4\text{H}_9\text{I}$	130.5	34.66	40.63
2-Iodobutane	$\text{C}_4\text{H}_9\text{I}$	120.1	33.27	38.46
Iodoethane	$\text{C}_2\text{H}_5\text{I}$	72.3	29.44	31.93
1-Iodoheptane	$\text{C}_6\text{H}_{13}\text{I}$	181.3		49.75
Iodomethane	CH_3I	42.43	27.34	27.97
1-Iodo-2-methylpropane	$\text{C}_4\text{H}_9\text{I}$	121.1	33.54	38.83
2-Iodo-2-methylpropane	$\text{C}_4\text{H}_9\text{I}$	100.1	31.43	35.41
1-Iodopentane	$\text{C}_5\text{H}_{11}\text{I}$	157.0		45.27
1-Iodopropane	$\text{C}_3\text{H}_7\text{I}$	102.5	32.08	36.25
2-Iodopropane	$\text{C}_3\text{H}_7\text{I}$	89.5	30.68	34.06
Isobutane	C_4H_{10}	-11.73	21.30	19.23
Isobutyl acetate	$\text{C}_6\text{H}_{12}\text{O}_2$	116.5	35.9	
Isobutylamine	$\text{C}_4\text{H}_{11}\text{N}$	67.75	30.61	33.85
Isobutylbenzene	$\text{C}_{10}\text{H}_{14}$	172.79		48.0
Isobutyl formate	$\text{C}_5\text{H}_{10}\text{O}_2$	98.2	33.6	
Isobutyl isobutanoate	$\text{C}_8\text{H}_{16}\text{O}_2$	148.6	38.2	
Isobutyl methyl ether	$\text{C}_5\text{H}_{12}\text{O}$	58.6	28.02	30.13
Isopentane	C_5H_{12}	27.88	24.69	24.85
Isopentyl acetate	$\text{C}_7\text{H}_{14}\text{O}_2$	142.5	37.5	

Name	Mol. Form.	t_b °C	$\Delta_{\text{vap}}H(t_b)$ kJ/mol	$\Delta_{\text{vap}}H(25^\circ\text{C})$ kJ/mol
Isopentyl isopentanoate	$\text{C}_{10}\text{H}_{20}\text{O}_2$	190.4	45.9	
Isopropyl acetate	$\text{C}_5\text{H}_{10}\text{O}_2$	88.7	32.93	37.20
Isopropylamine	$\text{C}_3\text{H}_9\text{N}$	31.76	27.83	28.36
Isopropylbenzene	C_9H_{12}	152.41		45.13
Isopropylcyclohexane	C_9H_{18}	154.8		44.02
Isopropylcyclopentane	C_8H_{16}	126.5	33.56	39.44
Isopropylmethylamine	$\text{C}_4\text{H}_{11}\text{N}$	50.4	28.71	30.69
1-Isopropyl-4-methylbenzene	$\text{C}_{10}\text{H}_{14}$	177.1	38.2	
Isopropyl methyl ether	$\text{C}_4\text{H}_{10}\text{O}$	30.77	26.05	26.41
Isopropyl methyl sulfide	$\text{C}_4\text{H}_{10}\text{S}$	84.8	30.71	34.15
Isopropylpropylamine	$\text{C}_6\text{H}_{15}\text{N}$	96.9	32.14	37.23
Isopropyl propyl sulfide	$\text{C}_6\text{H}_{14}\text{S}$	132.1	35.11	41.78
Isoquinoline	$\text{C}_9\text{H}_7\text{N}$	243.22	49.0	60.26
Mesityl oxide	$\text{C}_6\text{H}_{10}\text{O}$	130	36.1	
Methane	CH_4	-161.48	8.19	
Methanol	CH_3O	64.6	35.21	37.43
2-Methoxyethanol	$\text{C}_3\text{H}_8\text{O}_2$	124.1	37.54	45.17
2-Methoxyethyl acetate	$\text{C}_5\text{H}_{10}\text{O}_3$	143	43.9	
Methyl acetate	$\text{C}_3\text{H}_6\text{O}_2$	56.87	30.32	32.29
Methyl acrylate	$\text{C}_4\text{H}_6\text{O}_2$	80.7	33.1	
2-Methylacrylonitrile	$\text{C}_4\text{H}_5\text{N}$	90.3	31.8	
Methylamine	CH_5N	-6.32	25.60	23.37
2-Methylaniline	$\text{C}_7\text{H}_9\text{N}$	200.3	44.6	
3-Methylaniline	$\text{C}_7\text{H}_9\text{N}$	203.3	44.9	
4-Methylaniline	$\text{C}_7\text{H}_9\text{N}$	200.4	44.3	
Methyl benzoate	$\text{C}_8\text{H}_8\text{O}_2$	199		55.57
1-Methylbicyclo[3,1,0]hexane	C_7H_{12}	93.1	31.07	34.77
3-Methylbutanenitrile	$\text{C}_5\text{H}_9\text{N}$	127.5	35.10	41.64
2-Methyl-1-butanethiol	$\text{C}_5\text{H}_{12}\text{S}$	119.1	33.79	39.45
2-Methyl-2-butanethiol	$\text{C}_5\text{H}_{12}\text{S}$	99.1	31.37	35.67
3-Methyl-2-butanethiol	$\text{C}_5\text{H}_{12}\text{S}$	109.8		37.5
Methyl butanoate	$\text{C}_5\text{H}_{10}\text{O}_2$	102.8	33.79	39.28
2-Methylbutanoic acid	$\text{C}_5\text{H}_{10}\text{O}_2$	177		46.91
2-Methyl-1-butanol	$\text{C}_5\text{H}_{12}\text{O}$	127.5		55.16
3-Methyl-1-butanol	$\text{C}_5\text{H}_{12}\text{O}$	131.1	44.07	55.61
2-Methyl-2-butanol	$\text{C}_5\text{H}_{12}\text{O}$	102.4	39.04	50.10
3-Methyl-2-butanol	$\text{C}_5\text{H}_{12}\text{O}$	112.9		53.0
3-Methyl-2-butanone	$\text{C}_5\text{H}_{10}\text{O}$	94.33	32.35	36.78
2-Methyl-1-butene	C_5H_{10}	31.2	25.50	25.92
3-Methyl-1-butene	C_5H_{10}	20.1		23.77
2-Methyl-2-butene	C_5H_{10}	38.56	26.31	27.06
(1-Methylbutyl)benzene	$\text{C}_{11}\text{H}_{16}$	199		53.0
Methyl <i>tert</i> -butyl ether	$\text{C}_5\text{H}_{12}\text{O}$	55.0	27.94	29.82
Methyl chloroacetate	$\text{C}_3\text{H}_5\text{ClO}_2$	129.5	39.23	46.73
Methyl cyanoacetate	$\text{C}_4\text{H}_5\text{NO}_2$	200.5	48.2	
Methyl cyclobutanecarboxylate	$\text{C}_6\text{H}_{10}\text{O}_2$	135.5	37.13	44.72
Methylcyclohexane	C_7H_{14}	100.93	31.27	35.36
1-Methylcyclohexanol	$\text{C}_7\text{H}_{14}\text{O}$	155	79.0	
<i>cis</i> -2-Methylcyclohexanol	$\text{C}_7\text{H}_{14}\text{O}$	165	48.5	
<i>trans</i> -2-Methylcyclohexanol	$\text{C}_7\text{H}_{14}\text{O}$	167.5	53.0	
Methylcyclopentane	C_6H_{12}	71.8	29.08	31.64
Methyl cyclopropanecarboxylate	$\text{C}_5\text{H}_8\text{O}_2$	114.9	35.25	41.27
2-Methyldecane	$\text{C}_{11}\text{H}_{24}$	189.3	40.25	54.28
4-Methyldecane	$\text{C}_{11}\text{H}_{24}$	187	40.70	53.76
Methyl dichloroacetate	$\text{C}_3\text{H}_4\text{Cl}_2\text{O}_2$	142.9	39.28	47.72

Name	Mol. Form.	t_b °C	$\Delta_{\text{vap}}H(t_b)$ kJ/mol	$\Delta_{\text{vap}}H(25^\circ\text{C})$ kJ/mol
Methyl 2,2-dimethylpropanoate	$\text{C}_6\text{H}_{12}\text{O}_2$	101.1	33.42	38.76
Methyl dodecanoate	$\text{C}_{13}\text{H}_{26}\text{O}_2$	267		77.17
<i>N</i> -Methylformamide	$\text{C}_2\text{H}_5\text{NO}$	199.51		56.19
Methyl formate	$\text{C}_2\text{H}_4\text{O}_2$	31.7	27.92	28.35
2-Methylheptane	C_8H_{18}	117.66	33.26	39.67
3-Methylheptane	C_8H_{18}	118.9	33.66	39.83
4-Methylheptane	C_8H_{18}	117.72	33.35	39.69
Methyl heptanoate	$\text{C}_8\text{H}_{16}\text{O}_2$	174		51.62
2-Methyl-2-heptanol	$\text{C}_8\text{H}_{18}\text{O}$	156		62.87
2-Methylhexane	C_7H_{16}	90.04	30.62	34.87
3-Methylhexane	C_7H_{16}	92	30.9	
Methyl hexanoate	$\text{C}_7\text{H}_{14}\text{O}_2$	149.5	38.55	48.04
2-Methyl-2-hexanol	$\text{C}_7\text{H}_{16}\text{O}$	143		58.57
5-Methyl-3-hexanol	$\text{C}_7\text{H}_{16}\text{O}$	147		59.82
<i>cis</i> -3-Methyl-3-hexene	C_7H_{14}	95.4		36.31
<i>trans</i> -3-Methyl-3-hexene	C_7H_{14}	93.5		35.70
Methylhydrazine	CH_6N_2	87.5	36.12	40.37
Methyl isobutanoate	$\text{C}_5\text{H}_{10}\text{O}_2$	92.5	32.61	37.32
Methyl methacrylate	$\text{C}_5\text{H}_8\text{O}_2$	100.5	36.0	
1-Methylnaphthalene	$\text{C}_{11}\text{H}_{10}$	244.7	45.5	
2-Methylnonane	$\text{C}_{10}\text{H}_{22}$	167.1	38.23	49.63
3-Methylnonane	$\text{C}_{10}\text{H}_{22}$	167.9	38.26	49.71
5-Methylnonane	$\text{C}_{10}\text{H}_{22}$	165.1	38.14	49.34
Methyl octanoate	$\text{C}_9\text{H}_{18}\text{O}_2$	192.9		56.41
Methyloxirane	$\text{C}_3\text{H}_6\text{O}$	35	27.35	27.89
2-Methylpentane	C_6H_{14}	60.26	27.79	29.89
3-Methylpentane	C_6H_{14}	63.27	28.06	30.28
2-Methyl-2,4-pentanediol	$\text{C}_6\text{H}_{14}\text{O}_2$	197.1	57.3	
Methyl pentanoate	$\text{C}_6\text{H}_{12}\text{O}_2$	127.4	35.36	43.10
2-Methyl-1-pentanol	$\text{C}_6\text{H}_{14}\text{O}$	149	50.2	
4-Methyl-1-pentanol	$\text{C}_6\text{H}_{14}\text{O}$	151.9	44.46	60.47
2-Methyl-2-pentanol	$\text{C}_6\text{H}_{14}\text{O}$	121.1	39.59	54.77
4-Methyl-2-pentanol	$\text{C}_6\text{H}_{14}\text{O}$	131.6	44.2	
3-Methyl-2-pentanone	$\text{C}_6\text{H}_{12}\text{O}$	117.5	34.16	40.53
4-Methyl-2-pentanone	$\text{C}_6\text{H}_{12}\text{O}$	116.5	34.49	40.61
2-Methyl-3-pentanone	$\text{C}_6\text{H}_{12}\text{O}$	113.5	33.84	39.79
2-Methyl-1-pentene	C_6H_{12}	62.1		30.48
3-Methyl-1-pentene	C_6H_{12}	54.2		28.62
4-Methyl-1-pentene	C_6H_{12}	53.9		28.71
2-Methyl-2-pentene	C_6H_{12}	67.3		31.60
3-Methyl- <i>cis</i> -2-pentene	C_6H_{12}	67.7		32.09
3-Methyl- <i>trans</i> -2-pentene	C_6H_{12}	70.4		31.35
4-Methyl- <i>cis</i> -2-pentene	C_6H_{12}	56.3		29.48
4-Methyl- <i>trans</i> -2-pentene	C_6H_{12}	58.6		29.97
Methyl pentyl ether	$\text{C}_6\text{H}_{14}\text{O}$	99	32.02	36.85
Methyl pentyl sulfide	$\text{C}_6\text{H}_{14}\text{S}$	145.1	37.41	45.24
2-Methylpropanenitrile	$\text{C}_4\text{H}_7\text{N}$	103.9	32.39	37.13
2-Methyl-1-propanethiol	$\text{C}_4\text{H}_{10}\text{S}$	88.5	31.01	34.63
2-Methyl-2-propanethiol	$\text{C}_4\text{H}_{10}\text{S}$	64.2	28.45	30.78
Methyl propanoate	$\text{C}_4\text{H}_8\text{O}_2$	79.8	32.24	35.85
2-Methylpropanoic acid	$\text{C}_4\text{H}_8\text{O}_2$	154.45		35.30
2-Methyl-1-propanol	$\text{C}_4\text{H}_{10}\text{O}$	107.89	41.82	50.82
2-Methyl-2-propanol	$\text{C}_4\text{H}_{10}\text{O}$	82.4	39.07	46.69
Methyl propyl ether	$\text{C}_4\text{H}_{10}\text{O}$	39.1	26.75	27.60
Methyl propyl sulfide	$\text{C}_4\text{H}_{10}\text{S}$	95.6	32.08	36.24

Name	Mol. Form.	t_b °C	$\Delta_{\text{vap}}H(t_b)$ kJ/mol	$\Delta_{\text{vap}}H(25^\circ\text{C})$ kJ/mol
2-Methylpyridine	$\text{C}_6\text{H}_7\text{N}$	129.38	36.17	42.48
3-Methylpyridine	$\text{C}_6\text{H}_7\text{N}$	144.14	37.35	44.44
4-Methylpyridine	$\text{C}_6\text{H}_7\text{N}$	145.36	37.51	44.56
2-Methylquinoline	$\text{C}_{10}\text{H}_9\text{N}$	246.5		66.1
4-Methylquinoline	$\text{C}_{10}\text{H}_9\text{N}$	262		67.6
6-Methylquinoline	$\text{C}_{10}\text{H}_9\text{N}$	258.6		67.7
8-Methylquinoline	$\text{C}_{10}\text{H}_9\text{N}$	247.5		65.7
Methyl salicylate	$\text{C}_8\text{H}_8\text{O}_3$	222.9	46.7	
4-Methylthiazole	$\text{C}_4\text{H}_5\text{NS}$	133.3	37.58	43.85
2-Methylthiophene	$\text{C}_5\text{H}_6\text{S}$	112.6	33.90	38.87
3-Methylthiophene	$\text{C}_5\text{H}_6\text{S}$	115.5	34.24	39.43
Methyl trichloroacetate	$\text{C}_3\text{H}_3\text{Cl}_3\text{O}_2$	153.8		48.33
Morpholine	$\text{C}_4\text{H}_9\text{NO}$	128	37.1	
Naphthalene	C_{10}H_8	217.9	43.2	
Neopentane	C_5H_{12}	9.48	22.74	21.84
Nitrobenzene	$\text{C}_6\text{H}_5\text{NO}_2$	210.8		55.01
Nitroethane	$\text{C}_2\text{H}_5\text{NO}_2$	114.0	38.0	
Nitromethane	CH_3NO_2	101.19	33.99	38.27
1-Nitropropane	$\text{C}_3\text{H}_7\text{NO}_2$	131.1	38.5	
2-Nitropropane	$\text{C}_3\text{H}_7\text{NO}_2$	120.2	36.8	
Nonadecane	$\text{C}_{19}\text{H}_{40}$	329.9	56.93	96.4
Nonane	C_9H_{20}	150.82	37.18	46.55
1,9-Nonanediol	$\text{C}_9\text{H}_{20}\text{O}_2$			112.5
1-Nonanol	$\text{C}_9\text{H}_{20}\text{O}$	213.37		76.86
2-Nonanone	$\text{C}_9\text{H}_{18}\text{O}$	195.3		56.44
5-Nonanone	$\text{C}_9\text{H}_{18}\text{O}$	188.45		53.30
Nonylbenzene	$\text{C}_{15}\text{H}_{24}$	280.5		74.1
Octadecane	$\text{C}_{18}\text{H}_{38}$	316.3	55.23	91.44
1-Octadecanol	$\text{C}_{18}\text{H}_{38}\text{O}$	335		116.8
cis-9-Octadecenoic acid	$\text{C}_{18}\text{H}_{34}\text{O}_2$	360	67.4	
Octane	C_8H_{18}	125.67	34.41	41.49
1,8-Octanediol	$\text{C}_8\text{H}_{18}\text{O}_2$			104.9
Octanenitrile	$\text{C}_8\text{H}_{15}\text{N}$	205.25		56.80
Octanoic acid	$\text{C}_8\text{H}_{16}\text{O}_2$	239	58.5	
1-Octanol	$\text{C}_8\text{H}_{18}\text{O}$	195.16		70.98
2-Octanol	$\text{C}_8\text{H}_{18}\text{O}$	179.3	44.4	
1-Octene	C_8H_{16}	121.29	34.07	40.34
Octylbenzene	$\text{C}_{14}\text{H}_{22}$	264		69.1
1-Octyne	C_8H_{14}	126.3	35.83	42.30
2-Octyne	C_8H_{14}	137.6	37.26	44.49
3-Octyne	C_8H_{14}	133.1	36.94	43.92
4-Octyne	C_8H_{14}	131.6	36.0	42.73
Oxetane	$\text{C}_3\text{H}_6\text{O}$	47.6	28.67	29.85
2-Oxetanone	$\text{C}_3\text{H}_4\text{O}_2$	162		47.03
Oxirane	$\text{C}_2\text{H}_4\text{O}$	10.6	25.54	24.75
Pentachloroethane	C_2HCl_5	162.0	36.9	
Pentadecane	$\text{C}_{15}\text{H}_{32}$	270.6	50.08	76.77
1,15-Pentadecanediol	$\text{C}_{15}\text{H}_{32}\text{O}_2$			139
1-Pentadecanol	$\text{C}_{15}\text{H}_{32}\text{O}$	300		103.5
Pentadecylbenzene	$\text{C}_{21}\text{H}_{36}$	373		100.3
Pentafluorobenzene	C_6HF_5	85.74	32.15	36.27
2,3,4,5,6-Pentafluorotoluene	$\text{C}_7\text{H}_3\text{F}_5$	117.5	34.75	41.12
2,2,4,6,6-Pentamethylheptane	$\text{C}_{12}\text{H}_{26}$	177.8		48.97
Pentane	C_5H_{12}	36.06	25.79	26.43
1,5-Pentanediol	$\text{C}_5\text{H}_{12}\text{O}_2$	239	60.7	83.0

Name	Mol. Form.	t_b °C	$\Delta_{\text{vap}}H(t_b)$ kJ/mol	$\Delta_{\text{vap}}H(25^\circ\text{C})$ kJ/mol
2,4-Pentanedione	$\text{C}_5\text{H}_8\text{O}_2$	138	34.30	41.77
Pentanenitrile	$\text{C}_5\text{H}_9\text{N}$	141.3	36.09	43.60
1-Pentanethiol	$\text{C}_5\text{H}_{12}\text{S}$	126.6	34.88	41.24
Pentanoic acid	$\text{C}_5\text{H}_{10}\text{O}_2$	186.1	44.1	
1-Pentanol	$\text{C}_5\text{H}_{12}\text{O}$	137.98	44.36	57.02
2-Pentanol	$\text{C}_5\text{H}_{12}\text{O}$	119.3	41.40	54.21
3-Pentanol	$\text{C}_5\text{H}_{12}\text{O}$	116.25		54.0
2-Pentanone	$\text{C}_5\text{H}_{10}\text{O}$	102.26	33.44	38.40
3-Pentanone	$\text{C}_5\text{H}_{10}\text{O}$	101.7	33.45	38.52
1-Pentene	C_5H_{10}	29.96	25.20	25.47
<i>cis</i> -2-Pentene	C_5H_{10}	36.93		26.86
<i>trans</i> -2-Pentene	C_5H_{10}	36.34		26.76
<i>trans</i> -3-Pentenitrile	$\text{C}_5\text{H}_7\text{N}$	144	37.09	44.77
Pentyl acetate	$\text{C}_7\text{H}_{14}\text{O}_2$	149.2	38.42	48.56
Pentylamine	$\text{C}_5\text{H}_{13}\text{N}$	104.3	34.01	40.08
Pentylbenzene	$\text{C}_{11}\text{H}_{16}$	205.4		55.1
Pentylcyclohexane	$\text{C}_{11}\text{H}_{22}$	203.7		53.88
Perfluorobutane	C_4F_{10}	-1.9	22.9	
Perfluorocyclobutane	C_4F_8	-5.91	23.2	
Perfluorodecalin	$\text{C}_{10}\text{F}_{18}$	142.02		41.54
Perfluorohexane	C_6F_{14}	57.14		32.47
Perfluorononane	C_9F_{20}	117.61		45.27
Perfluorooctane	C_8F_{18}	105.9	33.38	41.13
Perfluorotoluene	C_7F_8	103.55		40.52
Phenanthrene	$\text{C}_{14}\text{H}_{10}$	340		75.50
Phenol	$\text{C}_6\text{H}_6\text{O}$	181.87	45.69	57.82
Piperidine	$\text{C}_5\text{H}_{11}\text{N}$	106.22		39.29
Propanal	$\text{C}_3\text{H}_6\text{O}$	48	28.31	29.62
Propane	C_3H_8	-42.1	19.04	14.79
1,3-Propanediamine	$\text{C}_3\text{H}_{10}\text{N}_2$	139.8	40.85	50.16
1,2-Propanediol	$\text{C}_3\text{H}_8\text{O}_2$	187.6	52.4	
1,3-Propanediol	$\text{C}_3\text{H}_8\text{O}_2$	214.4	57.9	69.8
1,3-Propanedithiol	$\text{C}_3\text{H}_8\text{S}_2$	172.9		49.66
Propanenitrile	$\text{C}_3\text{H}_5\text{N}$	97.14	31.81	36.03
1-Propanethiol	$\text{C}_3\text{H}_8\text{S}$	67.8	29.54	31.89
2-Propanethiol	$\text{C}_3\text{H}_8\text{S}$	52.6	27.91	29.45
Propanoic acid	$\text{C}_3\text{H}_6\text{O}_2$	141.15		32.14
Propanoic anhydride	$\text{C}_6\text{H}_{10}\text{O}_3$	170	41.7	
1-Propanol	$\text{C}_3\text{H}_8\text{O}$	97.2	41.44	47.45
2-Propanol	$\text{C}_3\text{H}_8\text{O}$	82.3	39.85	45.39
Propene	C_3H_6	-47.69	18.42	14.24
2-Propoxyethanol	$\text{C}_5\text{H}_{12}\text{O}_2$	149.8	41.40	52.12
Propyl acetate	$\text{C}_5\text{H}_{10}\text{O}_2$	101.3	33.92	39.72
Propylamine	$\text{C}_3\text{H}_9\text{N}$	47.22	29.55	31.27
Propylbenzene	C_9H_{12}	159.24		46.22
Propylcyclohexane	C_9H_{18}	156		45.08
Propylcyclopentane	C_8H_{16}	131	34.70	41.08
Propyl formate	$\text{C}_4\text{H}_8\text{O}_2$	80.9	33.61	37.53
Propyl propanoate	$\text{C}_6\text{H}_{12}\text{O}_2$	122.5	35.54	43.45
Pyridazine	$\text{C}_4\text{H}_4\text{N}_2$	208		53.47
Pyridine	$\text{C}_5\text{H}_5\text{N}$	115.23	35.09	40.21
Pyrimidine	$\text{C}_4\text{H}_4\text{N}_2$	123.8	43.09	49.79
Pyrrole	$\text{C}_4\text{H}_5\text{N}$	129.79	38.75	45.09
Pyrrolidine	$\text{C}_4\text{H}_9\text{N}$	86.56	33.01	37.52
Quinoline	$\text{C}_9\text{H}_7\text{N}$	237.16	49.7	59.30

Name	Mol. Form.	t_b °C	$\Delta_{\text{vap}}H(t_b)$ kJ/mol	$\Delta_{\text{vap}}H(25^\circ\text{C})$ kJ/mol
Salicylaldehyde	$\text{C}_7\text{H}_6\text{O}_2$	197	38.2	
Spiro[2.2]pentane	C_5H_8	39	26.76	27.49
Styrene	C_8H_8	145	38.7	
Succinonitrile	$\text{C}_4\text{H}_4\text{N}_2$	266	48.5	
1,1,2,2-Tetrabromoethane	$\text{C}_2\text{H}_2\text{Br}_4$	243.5	48.7	
1,1,2,2-Tetrachloroethane	$\text{C}_2\text{H}_2\text{Cl}_4$	145.2	37.64	45.71
Tetrachloroethene	C_2Cl_4	121.3	34.68	39.68
Tetrachloromethane	CCl_4	76.8	29.82	32.43
Tetradecane	$\text{C}_{14}\text{H}_{30}$	253.58	48.16	71.73
1,14-Tetradecanediol	$\text{C}_{14}\text{H}_{30}\text{O}_2$			149.7
Tetradecanenitrile	$\text{C}_{14}\text{H}_{27}\text{N}$			85.29
1-Tetradecanol	$\text{C}_{14}\text{H}_{30}\text{O}$	287		98.9
Tetradecylbenzene	$\text{C}_{20}\text{H}_{34}$	359		95.8
Tetrahydrofuran	$\text{C}_4\text{H}_8\text{O}$	65	29.81	31.99
Tetrahydrofurfuryl alcohol	$\text{C}_5\text{H}_{10}\text{O}_2$	178	45.2	
1,2,3,4-Tetrahydronaphthalene	$\text{C}_{10}\text{H}_{12}$	207.6	43.9	
Tetrahydropyran	$\text{C}_5\text{H}_{10}\text{O}$	88	31.17	34.58
Tetrahydrothiophene	$\text{C}_4\text{H}_8\text{S}$	121.1	34.66	39.43
2,2,3,3-Tetramethylbutane	C_8H_{18}	106.45		42.90
2,2,4,4-Tetramethylpentane	C_9H_{20}	122.29	32.51	38.49
Tetranitromethane	CN_4O_8	126.1	40.74	49.93
Thiacyclohexane	$\text{C}_5\text{H}_{10}\text{S}$	141.8	35.96	42.58
Thietane	$\text{C}_3\text{H}_6\text{S}$	95.0	32.32	35.97
Thiophene	$\text{C}_4\text{H}_4\text{S}$	84.0	31.48	34.70
Toluene	C_7H_8	110.63	33.18	38.01
Triacetamide	$\text{C}_6\text{H}_9\text{NO}_3$			60.41
Tribromomethane	CHBr_3	149.1	39.66	46.05
Tributylamine	$\text{C}_{12}\text{H}_{27}\text{N}$	216.5	46.9	
Tributyl borate	$\text{C}_{12}\text{H}_{27}\text{BO}_3$	234	56.1	
1,1,1-Trichloroethane	$\text{C}_2\text{H}_3\text{Cl}_3$	74.09	29.86	32.50
1,1,2-Trichloroethane	$\text{C}_2\text{H}_3\text{Cl}_3$	113.8	34.82	40.24
Trichloroethene	C_2HCl_3	87.21	31.40	34.54
Trichlorofluoromethane	CCl_3F	23.7	25.1	
Trichloromethane	CHCl_3	61.17	29.24	31.28
1,2,3-Trichloropropane	$\text{C}_3\text{H}_5\text{Cl}_3$	157	37.1	
1,1,1-Trichloro-2,2,2-trifluoroethane	$\text{C}_2\text{Cl}_3\text{F}_3$	45.5	26.85	28.08
1,1,2-Trichloro-1,2,2-trifluoroethane	$\text{C}_2\text{Cl}_3\text{F}_3$	47.7	27.04	28.40
Tridecane	$\text{C}_{13}\text{H}_{28}$	235.47	46.20	66.68
1,13-Tridecanediol	$\text{C}_{13}\text{H}_{28}\text{O}_2$			133
1-Tridecanol	$\text{C}_{13}\text{H}_{28}\text{O}$	274		94.7
Tridecylbenzene	$\text{C}_{19}\text{H}_{32}$	346		91.8
Triethylamine	$\text{C}_6\text{H}_{15}\text{N}$	89	31.01	34.84
Triethylene glycol	$\text{C}_6\text{H}_{14}\text{O}_4$	285	71.4	
Trifluoroacetic acid	$\text{C}_2\text{HF}_3\text{O}_2$	73	33.3	
1,1,1-Trifluoroethane	$\text{C}_2\text{H}_3\text{F}_3$	-47.25	18.99	
(Trifluoromethyl)benzene	$\text{C}_7\text{H}_5\text{F}_3$	102.1	32.63	37.60
Trimethylamine	$\text{C}_3\text{H}_9\text{N}$	2.87	22.94	21.66
1,2,3-Trimethylbenzene	C_9H_{12}	176.12		49.05
1,2,4-Trimethylbenzene	C_9H_{12}	169.38		47.93
1,3,5-Trimethylbenzene	C_9H_{12}	164.74		47.50
2,2,3-Trimethylbutane	C_7H_{16}	80.86	28.90	32.05
2,3,3-Trimethyl-1-butene	C_7H_{14}	77.9		32.09
2,2,5-Trimethylhexane	C_9H_{20}	124.09	33.65	40.16
2,3,5-Trimethylhexane	C_9H_{20}	131.4	34.43	41.41
3,5,5-Trimethyl-1-hexanol	$\text{C}_9\text{H}_{20}\text{O}$	194		67.86

Name	Mol. Form.	t_b °C	$\Delta_{\text{vap}}H(t_b)$ kJ/mol	$\Delta_{\text{vap}}H(25^\circ\text{C})$ kJ/mol
2,4,7-Trimethyloctane	$\text{C}_{11}\text{H}_{24}$	168.1	38.22	49.91
2,2,3-Trimethylpentane	C_8H_{18}	110	31.94	36.91
2,2,4-Trimethylpentane	C_8H_{18}	99.22	30.79	35.14
2,3,3-Trimethylpentane	C_8H_{18}	114.8	32.12	37.27
2,3,4-Trimethylpentane	C_8H_{18}	113.5	32.36	37.75
2,2,4-Trimethyl-3-pentanone	$\text{C}_8\text{H}_{16}\text{O}$	135.1	35.64	43.30
2,4,4-Trimethyl-1-pentene	C_8H_{16}	101.4		35.59
2,4,4-Trimethyl-2-pentene	C_8H_{16}	104.9		37.23
2,3,6-Trimethylpyridine	$\text{C}_8\text{H}_{11}\text{N}$	171.6	39.95	50.61
2,4,6-Trimethylpyridine	$\text{C}_8\text{H}_{11}\text{N}$	170.6	39.87	50.33
Tris(perfluorobutyl)amine	$\text{C}_{12}\text{F}_{27}\text{N}$	178	46.4	
Undecane	$\text{C}_{11}\text{H}_{24}$	195.9	41.91	56.58
1,11-Undecanediol	$\text{C}_{11}\text{H}_{24}\text{O}_2$			132
Undecanenitrile	$\text{C}_{11}\text{H}_{21}\text{N}$	253		71.14
1-Undecanol	$\text{C}_{11}\text{H}_{24}\text{O}$	245		85.8
Undecylbenzene	$\text{C}_{17}\text{H}_{28}$	316		82.4
Vinyl acetate	$\text{C}_4\text{H}_6\text{O}_2$	72.8	34.6	
<i>o</i> -Xylene	C_8H_{10}	144.5	36.24	43.43
<i>m</i> -Xylene	C_8H_{10}	139.07	35.66	42.65
<i>p</i> -Xylene	C_8H_{10}	138.23	35.67	42.40
2,4-Xylenol	$\text{C}_8\text{H}_{10}\text{O}$	210.98		64.96
2,5-Xylenol	$\text{C}_8\text{H}_{10}\text{O}$	211.1	46.9	
2,6-Xylenol	$\text{C}_8\text{H}_{10}\text{O}$	201.07		75.31
3,4-Xylenol	$\text{C}_8\text{H}_{10}\text{O}$	227		85.03
3,5-Xylenol	$\text{C}_8\text{H}_{10}\text{O}$	221.74		82.01

ENTHALPY OF FUSION

This table lists the molar enthalpy (heat) of fusion, $\Delta_{\text{fus}}H$, of over 1100 inorganic and organic compounds. All values refer to the enthalpy change at equilibrium between the liquid phase and the most stable solid phase at the phase transition temperature. Most values of $\Delta_{\text{fus}}H$ are given at the normal melting point t_m . However, a "t" following the entry in the melting point column indicates a triple-point temperature, where the solid, liquid, and gas phases are in equilibrium. Temperatures are given on the ITS-90 scale.

A * following an entry indicates that the value includes the enthalpy of transition between crystalline phases whose transformation occurs within 1 °C of the melting point.

Substances are listed by name, either an IUPAC systematic name or, in the case of drugs and other complex compounds, a common synonym. Inorganic compounds, including metal salts of organic acids, are listed first, followed by organic compounds. The molecular formula in the Hill convention is included.

References

- Chase, M. W., Davies, C. A., Downey, J. R., Frurip, D. J., McDonald, R. A., and Syverud, A. N., *JANAF Thermochemical Tables, Third Edition*, *J. Phys. Chem. Ref. Data*, Vol. 14, Suppl. 1, 1985.
- Chase, M. W., *NIST-JANAF Thermochemical Tables, Fourth Edition*, *J. Phys. Chem. Ref. Data*, Monograph No. 9, 1998.
- Gurvich, L. V., Veyts, I. V., and Alcock, C. B., *Thermodynamic Properties of Individual Substances, Fourth Edition*; Vol. 2, Hemisphere Publishing Corp., New York, 1991; Vol. 3, CRC Press, Boca Raton, FL, 1994.
- Dinsdale, A. T., "SGTE Data for Pure Elements", *CALPHAD*, 15, 317–425, 1991.
- Landolt-Börnstein, Numerical Data and Functional Relationships in Science and Technology, New Series*, IV/8A, "Enthalpies of Fusion and Transition of Organic Compounds", Springer-Verlag, Heidelberg, 1995.
- Landolt-Börnstein, Numerical Data and Functional Relationships in Science and Technology, New Series*, IV/19A, "Thermodynamic Properties of Inorganic Materials compiled by SGTE", Springer-Verlag, Heidelberg; Part 1, 1999; Part 2, 1999; Part 3, 2000; Part 4, 2001.
- Janz, G. J., et al., *Physical Properties Data Compilations Relevant to Energy Storage. II. Molten Salts*, Nat. Stand. Ref. Data Sys.– Nat. Bur. Standards (U.S.), No. 61, Part 2, 1979.
- Dirand, M., Bouroukba, M., Chevallier, V., Petitjean, D., Behar, E., and Ruffier-Meray, V., "Normal Alkanes, Multialkane Synthetic Model Mixtures, and Real Petroleum Waxes: Crystallographic Structures, Thermodynamic Properties, and Crystallization", *J. Chem. Eng. Data*, 47, 115–143, 2002.
- Linstrom, P. J., and Mallard, W. G., Editors, *NIST Chemistry WebBook*, NIST Standard Reference Database No. 69, June 2005, National Institute of Standards and Technology, Gaithersburg, MD, <<http://webbook.nist.gov>>.
- Thermodynamic Research Center, National Institute of Standards and Technology, *TRC Thermochemical Tables*, <<http://trc.nist.gov>>.
- Sangster, J., "Phase Diagrams and Thermodynamic Properties of Binary Systems of Drugs", *J. Phys. Chem. Ref. Data* 28, 889, 1999.

Name	Molecular Formula	$t_m/^\circ\text{C}$	$\Delta_{\text{fus}}H/\text{kJ mol}^{-1}$
<i>Inorganic compounds (including salts of organic acids)</i>			
Actinium	Ac	1050	12.0
Aluminum	Al	660.323	10.71
Aluminum bromide	AlBr ₃	97.5	11.25
Aluminum chloride	AlCl ₃	192.6	35.35
Aluminum fluoride	AlF ₃	2250 t	98
Aluminum iodide	AlI ₃	188.28	15.90
Aluminum oxide (α)	Al ₂ O ₃	2054	111.1
Aluminum sulfide	Al ₂ S ₃	1100	66
Americium	Am	1176	14.39
Ammonia	H ₃ N	−77.73	5.66
Ammonium chloride	ClH ₄ N	520.1	10.6
Ammonium fluoride	FH ₄ N	238	12.6
Ammonium iodide	IH ₄ N	551	21
Ammonium nitrate	H ₄ N ₂ O ₃	169.7	5.86
Antimony (gray)	Sb	630.628	19.79
Antimony(III) bromide	Br ₃ Sb	97	14.6
Antimony(III) chloride	Cl ₃ Sb	73.4	12.97
Antimony(III) fluoride	F ₃ Sb	287	22.8
Antimony(III) iodide	I ₃ Sb	171	22.8
Antimony(III) oxide (valentinite)	O ₃ Sb ₂	655	54
Antimony(III) sulfide	S ₃ Sb ₂	550	47.9
Argon	Ar	−189.34	1.18
Arsenic (gray)	As	817	24.44
Arsenic(III) bromide	AsBr ₃	31.1	11.7
Arsenic(III) chloride	AsCl ₃	−16	10.1
Arsenic(III) fluoride	AsF ₃	−5.9	10.4
Arsenic(III) iodide	AsI ₃	141	21.8

Name	Molecular Formula	$t_m/^\circ\text{C}$	$\Delta_{\text{fus}}H/\text{kJ mol}^{-1}$
Arsenic(III) oxide (claudetite)	As ₂ O ₃	314	18
Arsenic(V) oxide	As ₂ O ₅	730	60
Arsenic(III) selenide	As ₂ Se ₃	377	40.8
Arsenic(III) sulfide	As ₂ S ₃	312	28.7
Arsenic sulfide	As ₄ S ₄	307	25.4
Arsenic(III) telluride	As ₂ Te ₃	375	46.0
Barium	Ba	727	7.12
Barium bromide	BaBr ₂	857	32.2
Barium carbonate	CBaO ₃	1555 (high pres.)	40
Barium chloride	BaCl ₂	961	15.85
Barium fluoride	BaF ₂	1368	23.36
Barium hydride	BaH ₂	1200	25
Barium hydroxide	BaH ₂ O ₂	408	16
Barium iodide	BaI ₂	711	26.5
Barium oxide	BaO	1973	46
Barium sulfate	BaO ₄ S	1580	40
Barium sulfide	BaS	2227	63
Beryllium	Be	1287	7.895
Beryllium bromide	BeBr ₂	508	18
Beryllium carbide	CBe ₂	2127	75.3
Beryllium chloride	BeCl ₂	415	8.66
Beryllium fluoride	BeF ₂	552	4.77
Beryllium iodide	BeI ₂	480	20.92
Beryllium nitride	Be ₃ N ₂	2200	111
Beryllium oxide	BeO	2578	86
Beryllium sulfate	BeO ₄ S	1127	6
Bismuth	Bi	271.406	11.106
Bismuth oxide	Bi ₂ O ₃	825	14.7

Name	Molecular Formula	$t_m/^\circ\text{C}$	$\Delta_{\text{fus}}H/\text{kJ mol}^{-1}$	Name	Molecular Formula	$t_m/^\circ\text{C}$	$\Delta_{\text{fus}}H/\text{kJ mol}^{-1}$
Bismuth sulfide	Bi_2S_3	777	78.2	Chromium(II) fluoride	CrF_2	894	34
Bismuth tribromide	BiBr_3	219	21.7	Chromium(III) fluoride	CrF_3	1425	66
Bismuth trichloride	BiCl_3	234	23.6	Chromium(II) iodide	CrI_2	867	46
Bismuth trifluoride	BiF_3	649	21.6	Chromium(III) iodide	CrI_3	857	61
Bismuth triiodide	BiI_3	408.6	39.1	Chromium(III) oxide	Cr_2O_3	2432	125
Boric acid	BH_3O_3	170.9	22.3	Chromium(VI) oxide	CrO_3	197	14.2
Boron	B	2077	50.2	Chromium(II) sulfide	CrS	1567	25.5
Boron nitride	BN	2967	81	Cobalt	Co	1495	16.20
Boron oxide	B_2O_3	450	24.56	Cobalt(II) bromide	Br_2Co	678	43
Boron sulfide	B_2S_3	563	48.12	Cobalt(II) chloride	Cl_2Co	737	46.0
Boron trichloride	BCl_3	-107.3	2.10	Cobalt(II) fluoride	CoF_2	1127	58.1
Boron trifluoride	BF_3	-126.8	4.20	Cobalt(II) iodide	CoI_2	520	35
Bromine	Br_2	-7.2	10.57	Cobalt(II) selenite	CoO_3Se	659	16.3
Bromine pentafluoride	BrF_5	-60.5	5.67	Cobalt(II) sulfide	CoS	1117	30
Cadmium	Cd	321.069	6.21	Copper	Cu	1084.62	13.26
Cadmium bromide	Br_2Cd	568	33.35	Copper(I) bromide	BrCu	483	5.1
Cadmium chloride	CdCl_2	568	48.58	Copper(I) chloride	ClCu	423	7.08
Cadmium fluoride	CdF_2	1075	22.6	Copper(II) chloride	Cl_2Cu	598	15.0
Cadmium iodide	CdI_2	388	15.3	Copper(II) fluoride	CuF_2	836	55
Cadmium nitrate	CdN_2O_6	360	18.3	Copper(I) iodide	CuI	591	7.93
Calcium	Ca	842	8.54	Copper(I) oxide	Cu_2O	1244	65.6
Calcium bromide	Br_2Ca	742	29.1	Copper(II) oxide	CuO	1227	49
Calcium carbonate (calcite)	CCaO_3	800	36	Copper(I) sulfide	Cu_2S	1129	9.62
Calcium chloride	CaCl_2	775	28.05	Curium	Cm	1345	14.64
Calcium fluoride	CaF_2	1418	30	Decaborane(14)	$\text{B}_{10}\text{H}_{14}$	98.78	21.97
Calcium hydride	CaH_2	1000	6.7	Dysprosium	Dy	1412	11.35
Calcium iodide	CaI_2	783	41.8	Dysprosium(III) fluoride	DyF_3	1157	58.6
Calcium nitrate	CaN_2O_6	561	23.4	Dysprosium(III) oxide	Dy_2O_3	2408	120
Calcium oxide	CaO	2613	80	Einsteinium	Es	860	9.41
Calcium sulfate	CaO_4S	1460	28	Erbium	Er	1529	19.90
Calcium sulfide	CaS	2524	70	Erbium chloride	Cl_3Er	776	32.6
Carbon (graphite)	C	4489	117.4	Erbium fluoride	ErF_3	1146	28.2
Cerium	Ce	799	5.460	Erbium oxide	Er_2O_3	2418	130
Cerium(III) bromide	Br_3Ce	732	51.9	Europium	Eu	822	9.21
Cerium(III) chloride	CeCl_3	807	53.1	Europium(II) bromide	Br_2Eu	683	25.1
Cerium(III) fluoride	CeF_3	1430	55.6	Europium(III) chloride	Cl_3Eu	623	33.1
Cerium(III) iodide	CeI_3	760	51.0	Europium(III) fluoride	EuF_3	647	6.40
Cerium(III) oxide	Ce_2O_3	2250	120	Europium(II) oxide	EuO	1967	40
Cerium(IV) oxide	CeO_2	2480	80	Europium(III) oxide	Eu_2O_3	2350	117
Cesium	Cs	28.5	2.09	Fluorine	F_2	-219.67	0.51
Cesium carbonate	CCs_2O_3	793	31	Gadolinium	Gd	1313	9.67
Cesium chloride	ClCs	646	20.4	Gadolinium(III) bromide	Br_3Gd	785	38.1
Cesium chromate	CrCs_2O_4	963	35.3	Gadolinium(III) chloride	Cl_3Gd	602	40.6
Cesium fluoride	CsF	703	21.7	Gadolinium(III) fluoride	F_3Gd	1232	52.4
Cesium hydride	CsH	528	15	Gadolinium(III) iodide	GdI_3	930	54.0
Cesium hydroxide	CsHO	342.3	7.78	Gadolinium(III) oxide	Gd_2O_3	2425	60
Cesium iodide	CsI	632	25.7	Gallium	Ga	29.7646	5.585
Cesium metaborate	BCsO_2	732	27	Gallium antimonide	GaSb	712	25.1
Cesium molybdate	Cs_2MoO_4	956.3	31.8	Gallium arsenide	AsGa	1238	87.64
Cesium nitrate	CsNO_3	409	13.8	Gallium(III) bromide	Br_3Ga	123	11.7
Cesium nitrite	CsNO_2	406	10.9	Gallium(III) chloride	Cl_3Ga	77.9	11.51
Cesium oxide	Cs_2O	495	20	Gallium(III) iodide	GaI_3	212	12.9
Cesium peroxide	Cs_2O_2	594	22	Gallium(III) oxide	Ga_2O_3	1807	100
Cesium sulfate	$\text{Cs}_2\text{O}_4\text{S}$	1005	35.7	Germanium	Ge	938.25	36.94
Chlorine	Cl_2	-101.5	6.40	Germanium(IV) bromide	Br_4Ge	26.1	12
Chromium	Cr	1907	21.00	Germanium(II) iodide	GeI_2	428	33.3
Chromium(II) bromide	Br_2Cr	842	45	Germanium(IV) iodide	GeI_4	146	19.1
Chromium(III) bromide	Br_3Cr	812	60	Germanium(IV) oxide	GeO_2	1116	12.6
Chromium(II) chloride	Cl_2Cr	824	45.0	Germanium(II) selenide	GeSe	675	24.7
Chromium(III) chloride	Cl_3Cr	827	60	Germanium(II) sulfide	GeS	658	21.3

Name	Molecular Formula	$t_m/^{\circ}\text{C}$	$\Delta_{\text{fus}}H/\text{kJ mol}^{-1}$	Name	Molecular Formula	$t_m/^{\circ}\text{C}$	$\Delta_{\text{fus}}H/\text{kJ mol}^{-1}$
Germanium(IV) sulfide	GeS ₂	840	16.3	Lead(II) oxide (massicot)	OPb	887	25.6
Germanium(II) telluride	GeTe	724	47.3	Lead(II) sulfate	O ₄ PbS	1087	40.2
Gold	Au	1064.18	12.55	Lead(II) sulfide	PbS	1113	49.4
Hafnium	Hf	2233	27.20	Lithium	Li	180.50	3.00
Hafnium nitride	HfN	3310	62.8	Lithium aluminate	AlLiO ₂	1610	87.9
Hafnium(IV) oxide	HfO ₂	2800	96	Lithium bromide	BrLi	550	17.66
Holmium	Ho	1472	11.76	Lithium carbonate	CLi ₂ O ₃	732	44.8
Holmium bromide	Br ₃ Ho	919	50.1	Lithium chloride	CLi	610	19.8
Holmium chloride	Cl ₃ Ho	720	30.5	Lithium chromate	CrLi ₂ O ₄	482	30.5
Holmium fluoride	F ₃ Ho	1143	56.3	Lithium fluoride	FLi	848.2	27.09
Holmium oxide	Ho ₂ O ₃	2415	130	Lithium hexafluoroaluminate	AlF ₆ Li ₃	785	86.19
Hydrazine	H ₄ N ₂	1.54	12.66	Lithium hydride	HLi	692	21.8
Hydrogen	H ₂	-259.16	0.12	Lithium hydride- <i>d</i>	DLi	694	22
Hydrogen bromide	BrH	-86.80	2.41	Lithium hydroxide	HLiO	473	20.9
Hydrogen chloride	ClH	-114.17	2.00	Lithium iodide	ILi	469	14.6
Hydrogen fluoride	FH	-83.36	4.58	Lithium metasilicate	Li ₂ O ₃ Si	1201	28
Hydrogen iodide	HI	-50.76	2.87	Lithium nitrate	LiNO ₃	253	26.7
Hydrogen peroxide	H ₂ O ₂	-0.43	12.50	Lithium nitrite	LiNO ₂	222	9.2
Hydrogen sulfide	H ₂ S	-85.5	2.38	Lithium perchlorate	CLiO ₄	236	29.3
Indium	In	156.60	3.291	Lithium sulfate	Li ₂ O ₄ S	860	9.00
Indium antimonide	InSb	524	47.7	Lutetium	Lu	1663	18.65
Indium arsenide	AsIn	942	77.0	Lutetium oxide	Lu ₂ O ₃	2490	133
Indium(I) bromide	BrIn	285	24.3	Magnesium	Mg	650	8.48
Indium(III) bromide	Br ₃ In	420	26	Magnesium bromide	Br ₂ Mg	711	39.3
Indium(I) chloride	ClIn	225	9.20	Magnesium carbonate	CMgO ₃	990	59
Indium(III) chloride	Cl ₃ In	583	27	Magnesium chloride	Cl ₂ Mg	714	43.1
Indium(III) fluoride	F ₃ In	1172	64	Magnesium fluoride	F ₂ Mg	1263	58.7
Indium(I) iodide	IIn	364.4	17.26	Magnesium hydride	H ₂ Mg	327	14
Indium(II) iodide	I ₂ In	155	1.29	Magnesium iodide	I ₂ Mg	634	26
Indium(III) iodide	I ₃ In	207	18.48	Magnesium orthosilicate	Mg ₂ O ₄ Si	1897	71
Indium(III) oxide	In ₂ O ₃	1912	105	Magnesium oxide	MgO	2825	77
Indium(II) sulfide	InS	692	36.0	Magnesium phosphate	Mg ₃ O ₈ P ₂	1348	121
Iodine	I ₂	113.7	15.52	Magnesium sulfate	MgO ₄ S	1137	14.6
Iodine chloride	ClI	27.38	11.6	Magnesium sulfide	MgS	2226	63
Iridium	Ir	2446	41.12	Magnesium tetraboride	B ₄ Mg	727	0.0
Iridium(VI) fluoride	F ₆ Ir	44	8.40	Manganese	Mn	1246	12.91
Iron	Fe	1538	13.81	Manganese(II) bromide	Br ₂ Mn	698	33.5
Iron boride (FeB)	BFe	1658	62.66	Manganese(II) chloride	Cl ₂ Mn	650	30.7
Iron(II) bromide	Br ₂ Fe	691	43.0	Manganese(II) fluoride	F ₂ Mn	900	30
Iron(II) chloride	Cl ₂ Fe	677	42.83	Manganese(II) iodide	I ₂ Mn	638	41.8
Iron(III) chloride	Cl ₃ Fe	307.6	40	Manganese(II) oxide	MnO	1842	43.9
Iron(II) fluoride	F ₂ Fe	1100	50	Manganese(II) sulfide (α form)	MnS	1530	26.1
Iron(III) fluoride	F ₃ Fe	367	0.58	Mercury	Hg	-38.829	2.295
Iron(II) iodide	FeI ₂	594	39	Mercury(II) bromide	Br ₂ Hg	241	17.9
Iron(II) oxide	FeO	1377	24.1	Mercury(II) chloride	Cl ₂ Hg	277	19.41
Iron(II,III) oxide	Fe ₃ O ₄	1597	138	Mercury(II) fluoride	F ₂ Hg	645	23.0
Iron(III) oxide	Fe ₂ O ₃	1539	87	Mercury(I) iodide	Hg ₂ I ₂	290	31.4
Iron sodium oxide	FeNaO ₂	1347	49.4	Mercury(II) iodide (yellow)	HgI ₂	256	15.6
Iron(II) sulfide	FeS	1188	31.5	Mercury(II) sulfide (black)	HgS	820	40
Krypton	Kr	-157.37	1.64	Metaboric acid (γ form)	BHO ₂	236	14.3
Lanthanum	La	920	6.20	Molybdenum	Mo	2622	37.48
Lanthanum bromide	Br ₃ La	788	54.0	Molybdenum boride (Mo ₂ B ₃)	B ₅ Mo ₂	2210	226
Lanthanum chloride	Cl ₃ La	858	54.4	Molybdenum(IV) chloride	Cl ₄ Mo	317	16.7
Lanthanum fluoride	F ₃ La	1493	50.2	Molybdenum(V) chloride	Cl ₅ Mo	194	19
Lanthanum iodide	I ₃ La	778	56.1	Molybdenum(VI) dioxydichloride	Cl ₂ MoO ₂	176	17.0
Lead	Pb	327.462	4.774	Molybdenum(V) fluoride	F ₅ Mo	45.67	6.1
Lead(II) bromide	Br ₂ Pb	371	16.44	Molybdenum(VI) fluoride	F ₆ Mo	17.5	4.33
Lead(II) chloride	Cl ₂ Pb	501	21.88	Molybdenum monoboride	BMo	2600	55.23
Lead(II) fluoride	F ₂ Pb	830	14.7	Molybdenum(VI) oxide	MoO ₃	802	48.7
Lead(II) iodide	I ₂ Pb	410	23.4				

Name	Molecular Formula	$t_m/^\circ\text{C}$	$\Delta_{\text{fus}}H/\text{kJ mol}^{-1}$
Molybdenum(VI) oxytetrachloride	Cl_4MoO	105	14.3
Molybdenum(VI) oxytetrafluoride	F_4MoO	97.2	4
Molybdenum(V) oxytrichloride	Cl_3MoO	310	22
Molybdenum(III) sulfide	Mo_2S_3	1807	0.13
Neodymium	Nd	1016	7.14
Neodymium(III) bromide	Br_3Nd	682	45.3
Neodymium(III) chloride	Cl_3Nd	759	48.5
Neodymium(III) fluoride	F_3Nd	1377	54.8
Neodymium(III) iodide	I_3Nd	787	41.5
Neon	Ne	-248.59	0.328
Neptunium	Np	644	3.20
Nickel	Ni	1455	17.48
Nickel boride (Ni_2B)	BNi_2	1125	42.15
Nickel boride (Ni_3B)	BNi_3	1166	72.28
Nickel(II) bromide	Br_2Ni	963	56
Nickel(II) chloride	Cl_2Ni	1031	77.9
Nickel(II) fluoride	F_2Ni	1380	69
Nickel(II) iodide	I_2Ni	800	48
Nickel(II) oxide	NiO	1957	50.7
Nickel(II) sulfide	NiS	976	30.1
Nickel disulfide	NiS_2	1007	65.7
Nickel subsulfide	Ni_3S_2	789	19.7
Niobium	Nb	2477	30
Niobium(V) bromide	Br_5Nb	254	24.0
Niobium(V) chloride	Cl_5Nb	205.8	33.9
Niobium(V) fluoride	F_5Nb	80	12.2
Niobium(V) iodide	I_5Nb	327	37.7
Niobium nitride	NNb	2050	46.0
Niobium(II) oxide	NbO	1937	85.4
Niobium(IV) oxide	NbO_2	1901	92
Niobium(V) oxide	Nb_2O_5	1512	104.3
Nitric acid	HNO_3	-41.6	10.5
Nitric oxide	NO	-163.6	2.30
Nitrogen	N_2	-210.0	0.71
Nitrogen tetroxide	N_2O_4	-9.3	14.65
Nitrous oxide	N_2O	-90.8	6.54
Osmium	Os	3033	57.85
Osmium(VIII) oxide	O_4Os	40.6	14.3
Oxygen	O_2	-218.79	0.44
Palladium	Pd	1554.8	16.74
Palladium(II) chloride	Cl_2Pd	679	18.41
Phosphinic acid	$\text{H}_3\text{O}_2\text{P}$	26.5	9.7
Phosphonic acid	$\text{H}_3\text{O}_3\text{P}$	74.4	12.8
Phosphoric acid	$\text{H}_3\text{O}_4\text{P}$	42.4	13.4
Phosphorus (white)	P	44.15	0.659
Phosphorus (red)	P	579.2	18.54
Phosphorus(III) chloride	Cl_3P	-93	7.10
Phosphorus heptasulfide	P_4S_7	308	36.6
Phosphorus(V) oxide	O_5P_2	562	27.2
Phosphorus sesquisulfide	P_4S_3	173	20.1
Phosphoryl chloride	Cl_3OP	1.18	13.1
Platinum	Pt	1768.2	22.175
Plutonium	Pu	640	2.824
Plutonium(III) bromide	Br_3Pu	681	58.6
Plutonium(III) chloride	Cl_3Pu	760	63.6
Plutonium(III) fluoride	F_3Pu	1396	59.8
Plutonium(IV) fluoride	F_4Pu	1037	42.7
Plutonium(VI) fluoride	F_6Pu	51.6	18.6

Name	Molecular Formula	$t_m/^\circ\text{C}$	$\Delta_{\text{fus}}H/\text{kJ mol}^{-1}$
Plutonium(III) iodide	I_3Pu	777	50.2
Plutonium(III) oxide	O_3Pu_2	2085	113
Plutonium(IV) oxide	O_2Pu	2390	67
Polonium	Po	254	10.0
Potassium	K	63.5	2.335
Potassium aluminate	AlKO_2	1713	82
Potassium bromide	BrK	734	25.52
Potassium carbonate	CK_2O_3	899	27.6
Potassium chloride	ClK	771	26.28
Potassium chromate	CrK_2O_4	974	33.0
Potassium cyanide	CKN	622	14.6
Potassium fluoride	FK	858	27.2
Potassium fluoroborate	BF_4K	570	17.66
Potassium hydride	HK	619	21
Potassium hydrogen fluoride	F_2HK	238.8	6.62
Potassium hydroxide	HKO	406	7.90
Potassium iodide	IK	681	24.0
Potassium metaborate	BKO_2	947	31.38
Potassium nitrate	KNO_3	334	9.6
Potassium nitrite	KNO_2	438	16.7
Potassium oxide	K_2O	740	27
Potassium peroxide	K_2O_2	545	20.5
Potassium sulfate	$\text{K}_2\text{O}_4\text{S}$	1069	36.6
Potassium sulfide	K_2S	948	16.15
Potassium superoxide	KO_2	535	20.6
Praseodymium	Pr	931	6.89
Praseodymium(III) bromide	Br_3Pr	693	47.3
Praseodymium(III) chloride	Cl_3Pr	786	50.6
Praseodymium(III) fluoride	F_3Pr	1399	57.3
Praseodymium(III) iodide	I_3Pr	738	53.1
Protactinium	Pa	1572	12.34
Radium	Ra	696	7.7
Rhenium	Re	3185	34.08
Rhenium(VII) oxide	O_7Re_2	327	65.7
Rhodium	Rh	1963	26.59
Rubidium	Rb	39.30	2.19
Rubidium bromide	BrRb	692	23.3
Rubidium carbonate	CO_3Rb_2	873	30
Rubidium chloride	ClRb	724	24.4
Rubidium fluoride	FRb	795	25.8
Rubidium hydride	HRb	585	22
Rubidium hydroxide	HORb	385	8.0
Rubidium iodide	IRb	656	22.1
Rubidium metaborate	BO_2Rb	860	31
Rubidium nitrate	NO_3Rb	310	4.6
Rubidium nitrite	NO_2Rb	422	12.1
Rubidium oxide	ORb_2	505	20
Rubidium peroxide	O_2Rb_2	570	21
Rubidium sulfate	$\text{O}_4\text{Rb}_2\text{S}$	1066	37.3
Rubidium superoxide	O_2Rb	540	21
Ruthenium	Ru	2333	38.59
Ruthenium(V) fluoride	F_5Ru	101	74.5
Samarium	Sm	1072	8.62
Samarium(III) oxide	O_3Sm_2	2335	119
Scandium	Sc	1541	14.10
Scandium chloride	Cl_3Sc	967	67.4
Scandium fluoride	F_3Sc	1552	62.6
Scandium oxide	O_3Sc_2	2489	127
Selenium (gray)	Se	220.8	6.69
Selenium dioxide	O_2Se	360	17.6

Name	Molecular Formula	$t_m/^{\circ}\text{C}$	$\Delta_{\text{fus}}H/\text{kJ mol}^{-1}$	Name	Molecular Formula	$t_m/^{\circ}\text{C}$	$\Delta_{\text{fus}}H/\text{kJ mol}^{-1}$
Silicon	Si	1414	50.21	Tantalum(V) oxide	O_5Ta_2	1875	120
Silicon dioxide (cristobalite)	O_2Si	1722	9.6	Technetium	Tc	2157	33.29
Silicon monosulfide	SSi	1090	31	Tellurium	Te	449.51	17.38
Silver	Ag	961.78	11.30	Tellurium dioxide	O_2Te	733	28.9
Silver(I) bromide	AgBr	430	9.163	Tellurium tetrabromide	Br_4Te	380	24.7
Silver(I) chloride	AgCl	455	13.054	Tellurium tetrachloride	Cl_4Te	224	18.9
Silver(I) iodide	AgI	558	9.414	Terbium	Tb	1359	10.15
Silver(I) nitrate	AgNO_3	210	11.72	Terbium(III) bromide	Br_3Tb	830	31.5
Silver(I) oxide	Ag_2O	827	15	Terbium(III) chloride	Cl_3Tb	582	19.5
Silver(I) sulfate	$\text{Ag}_2\text{O}_4\text{S}$	660	17.99	Tetrachlorosilane	Cl_4Si	-68.74	7.60
Silver(I) sulfide	Ag_2S	836	7.9	Tetraiodosilane	I_4Si	120.5	19.7
Sodium	Na	97.794	2.60	Thallium	Tl	304	4.142
Sodium bromate	BrNaO_3	381	28.11	Thallium(I) bromide	BrTl	460	16.4
Sodium bromide	BrNa	747	26.23	Thallium(I) carbonate	CO_3Tl_2	273	18
Sodium carbonate	CNa_2O_3	856	29.7	Thallium(I) chloride	ClTl	431	15.56
Sodium chlorate	ClNaO_3	248	22.6	Thallium(I) fluoride	FTl	326	13.87
Sodium chloride	ClNa	800.7	28.16	Thallium(I) formate	CHO_2Tl	101	10.9
Sodium chromate	CrNa_2O_4	794	24.7	Thallium(I) iodide	ITl	441.7	14.7
Sodium cyanide	CNNa	562	8.79	Thallium(I) nitrate	NO_3Tl	206	9.6
Sodium fluoride	FNa	996	33.35	Thallium(I) oxide	OTl_2	579	30.3
Sodium formate	CHNaO_2	257.3	17.7	Thallium(III) oxide	O_3Tl_2	834	53
Sodium hexafluoroaluminate	AlF_6Na_3	1013	114.4	Thallium(I) sulfate	O_3STl_2	632	23.8
Sodium hexafluorosilicate	$\text{F}_6\text{Na}_2\text{Si}$	847	99.6	Thallium(I) sulfide	STl_2	457	23.0
Sodium hydride	HNa	638	26	Thorium	Th	1750	13.81
Sodium hydroxide	HNaO	323	6.60	Thorium(IV) bromide	Br_4Th	679	54.4
Sodium iodate	INaO_3	422	35.1	Thorium(IV) chloride	Cl_4Th	770	43.9
Sodium iodide	INa	661	23.7	Thorium(IV) fluoride	F_4Th	1110	41.8
Sodium metaborate	BNaO_2	966	36.2	Thorium(IV) iodide	I_4Th	566	48.1
Sodium metasilicate	$\text{Na}_2\text{O}_3\text{Si}$	1089	51.8	Thorium(IV) oxide	O_2Th	3350	90
Sodium nitrate	NNaO_3	306.5	15.5	Thulium	Tm	1545	16.84
Sodium nitrite	NNaO_2	284	14.9	Thulium(III) chloride	Cl_3Tm	845	34.9
Sodium oxide	Na_2O	1134	47.7	Thulium(III) fluoride	F_3Tm	1158	28.9
Sodium peroxide	Na_2O_2	675	24.5	Tin (white)	Sn	231.928	7.15
Sodium sulfate	$\text{Na}_2\text{O}_4\text{S}$	884	23.85	Tin(II) bromide	Br_2Sn	232	18.0
Sodium sulfide	Na_2S	1172	19	Tin(IV) bromide	Br_4Sn	29.1	12.2
Sodium sulfite	$\text{Na}_2\text{O}_3\text{S}$	911	25.9	Tin(II) chloride	Cl_2Sn	247.0	14.52
Strontium	Sr	777	7.43	Tin(IV) chloride	Cl_4Sn	-34.07	9.20
Strontium bromide	Br_2Sr	657	10.5	Tin(II) fluoride	F_2Sn	215	10.5
Strontium carbonate	CO_3Sr	1494	40	Tin(IV) fluoride	F_4Sn	442	27.6
Strontium chloride	Cl_2Sr	874	16.22	Tin(II) iodide	I_2Sn	320	18.0
Strontium fluoride	F_2Sr	1477	29.7	Tin(IV) iodide	I_4Sn	402	0.16
Strontium hydride	H_2Sr	1050	23	Tin(II) oxide	OSn	977	27.7
Strontium hydroxide	$\text{H}_2\text{O}_2\text{Sr}$	535	23	Tin(IV) oxide	O_2Sn	1630	23.4
Strontium iodide	I_2Sr	538	19.7	Tin(II) sulfide	SSn	881	31.6
Strontium nitrate	$\text{N}_2\text{O}_6\text{Sr}$	570	44.6	Tin(II) telluride	SnTe	806	45.2
Strontium oxide	OSr	2531	81	Titanium	Ti	1670	14.15
Strontium sulfate	O_4SSr	1606	36	Titanium boride	B_2Ti	2920	100.4
Strontium sulfide	SSr	2226	63	Titanium(IV) bromide	Br_4Ti	38.3	12.9
Sulfur (monoclinic)	S	115.21	1.721	Titanium(II) chloride	Cl_2Ti	1035	34.3
Sulfur hexafluoride	F_6S	-49.596	5.02	Titanium(IV) chloride	Cl_4Ti	-24.12	9.97
Sulfuric acid	$\text{H}_2\text{O}_4\text{S}$	10.31	10.71	Titanium(IV) fluoride	F_4Ti	377	41
Sulfur trioxide (γ -form)	O_3S	16.8	8.60	Titanium(IV) iodide	I_4Ti	155	19.8
Tantalum	Ta	3017	36.57	Titanium nitride	NTi	2947	66.9
Tantalum boride (TaB_2)	B_2Ta	3100	83.68	Titanium(III) oxide	O_3Ti_2	1842	104.6
Tantalum(V) bromide	Br_5Ta	240	37.7	Titanium(IV) oxide (rutile)	O_2Ti	1912	68
Tantalum(V) chloride	Cl_5Ta	216.6	35.1	Titanium(II) sulfide	STi	1927	32
Tantalum(V) fluoride	F_5Ta	96.9	12	Tungsten	W	3414	52.31
Tantalum(V) iodide	I_5Ta	496	7.74	Tungsten boride (WB)	BW	2800	80
Tantalum nitride (TaN)	NTa	3090	6.7	Tungsten boride (W_2B)	BW_2	2740	117
Tantalum nitride (Ta_2N)	NTa_2	2727	92.0	Tungsten boride (W_2B_5)	B_5W_2	2370	240

Name	Molecular Formula	$t_m/^\circ\text{C}$	$\Delta_{\text{fus}}H/\text{kJ mol}^{-1}$
Tungsten(V) bromide	Br_5W	286	17.2
Tungsten(V) chloride	Cl_5W	253	20.6
Tungsten(VI) chloride	Cl_6W	282	6.69
Tungsten(VI) fluoride	F_6W	1.9	4.10
Tungsten(VI) oxide	O_3W	1473	73
Tungsten(VI) oxytetrachloride	Cl_4OW	210	18.8
Tungsten(VI) oxytetrafluoride	F_4OW	105	6
Uranium	U	1135	9.14
Uranium(III) bromide	Br_3U	727	43.9
Uranium(IV) bromide	Br_4U	519	55.2
Uranium(IV) chloride	Cl_4U	590	44.8
Uranium(III) fluoride	F_3U	1495	36.8
Uranium(IV) fluoride	F_4U	1036	47
Uranium(V) fluoride	F_5U	348	35
Uranium(VI) fluoride	F_6U	64.06	19.2
Uranium(IV) iodide	I_4U	506	42.1
Uranium(IV) oxide	O_2U	2847	74.2
Uranyl chloride	$\text{Cl}_2\text{O}_2\text{U}$	577	44.06
Vanadium	V	1910	21.5
Vanadium(II) chloride	Cl_2V	1350	35.0
Vanadium(IV) chloride	Cl_4V	-28	2.30
Vanadium(II) fluoride	F_2V	1490	44
Vanadium(III) fluoride	F_3V	1395	57
Vanadium(V) fluoride	F_5V	19.5	49.96
Vanadium(II) oxide	OV	1790	50
Vanadium(III) oxide	O_3V_2	1957	140
Vanadium(IV) oxide	O_2V	1545	56.0
Vanadium(V) oxide	O_5V_2	681	64
Water	H_2O	0.00	6.01
Xenon	Xe	-111.75	2.27
Xenon difluoride	F_2Xe	129.03	16.8
Xenon tetrafluoride	F_4Xe	117.1	16.3
Xenon hexafluoride	F_6Xe	49.48	5.74
Ytterbium	Yb	824	7.66
Ytterbium(III) chloride	Cl_3Yb	854	35.4
Yttrium	Y	1522	11.39
Yttrium chloride	Cl_3Y	721	31.5
Yttrium fluoride	F_3Y	1155	27.9
Yttrium oxide	O_3Y_2	2439	81
Zinc	Zn	419.527	7.068
Zinc bromide	Br_2Zn	402	15.7
Zinc chloride	Cl_2Zn	325	10.30
Zinc fluoride	F_2Zn	872	40
Zinc iodide	I_2Zn	450	17
Zinc oxide	OZn	1974	70
Zinc phosphide (ZnP_2)	P_2Zn	980	92.9
Zinc selenite	O_3SeZn	621	46.4
Zinc sulfide (wurtzite)	SZn	1827	30
Zinc telluride	TeZn	1295	63
Zirconium	Zr	1854	21.00
Zirconium boride	B_2Zr	3050	104.6
Zirconium(II) bromide	Br_2Zr	827	28
Zirconium(III) bromide	Br_3Zr	727	33
Zirconium(IV) bromide	Br_4Zr	450	
Zirconium(II) chloride	Cl_2Zr	722	27.0
Zirconium(III) chloride	Cl_3Zr	627	30
Zirconium(IV) chloride	Cl_4Zr	437	29
Zirconium(II) fluoride	F_2Zr	902	37.7
Zirconium(III) fluoride	F_3Zr	927	50
Zirconium(IV) fluoride	F_4Zr	910	61

Name	Molecular Formula	$t_m/^\circ\text{C}$	$\Delta_{\text{fus}}H/\text{kJ mol}^{-1}$
Zirconium(II) iodide	I_2Zr	827	28
Zirconium(III) iodide	I_3Zr	727	33
Zirconium(IV) iodide	I_4Zr	500	32
Zirconium nitride	NZr	2952	67.4
Zirconium(IV) oxide	O_2Zr	2710	90
Zirconium(IV) sulfide	S_2Zr	1550	45
<i>Organic compounds</i>			
Acenaphthene	$\text{C}_{12}\text{H}_{10}$	93.4	21.49
Acenaphthylene	C_{12}H_8	91.8	6.9
Acetaldehyde	$\text{C}_2\text{H}_4\text{O}$	-123.37	2.31
Acetamide	$\text{C}_2\text{H}_5\text{NO}$	80.16	15.59
Acetaminophen	$\text{C}_8\text{H}_9\text{NO}_2$	169.3	30.5
Acetanilide	$\text{C}_8\text{H}_9\text{NO}$	114.3	21.3
Acetic acid	$\text{C}_2\text{H}_4\text{O}_2$	16.64	11.73
Acetic anhydride	$\text{C}_4\text{H}_6\text{O}_3$	-74.1	10.5
Acetone	$\text{C}_3\text{H}_6\text{O}$	-94.7	5.77
Acetonitrile	$\text{C}_2\text{H}_3\text{N}$	-43.82	8.16
Acrylic acid	$\text{C}_3\text{H}_4\text{O}_2$	12.5	9.51
Acrylonitrile	$\text{C}_3\text{H}_3\text{N}$	-83.48	6.23
Allene	C_3H_4	-136.6	4.40
Allobarbital	$\text{C}_{10}\text{H}_{12}\text{N}_2\text{O}_3$	172	32.3
2-Aminobenzoic acid	$\text{C}_7\text{H}_7\text{NO}_2$	146	20.5
4-Aminobenzoic acid	$\text{C}_7\text{H}_7\text{NO}_2$	188.2	22.5
3-Amino-1-propanol	$\text{C}_3\text{H}_9\text{NO}$	12.4	19.7
Aminopyrine	$\text{C}_{13}\text{H}_{17}\text{N}_3\text{O}$	107.5	27.6
Ampyrone	$\text{C}_{11}\text{H}_{13}\text{N}_3\text{O}$	109	24.9
Aniline	$\text{C}_6\text{H}_5\text{N}$	-6.02	10.54
Anisole	$\text{C}_7\text{H}_8\text{O}$	-37.13	12.9
Anthracene	$\text{C}_{14}\text{H}_{10}$	215.76	29.4
Antipyrine	$\text{C}_{11}\text{H}_{12}\text{N}_2\text{O}$	112	27.3
trans-Azobenzene	$\text{C}_{12}\text{H}_{10}\text{N}_2$	67.88	22.52
trans-Azoxybenzene	$\text{C}_{12}\text{H}_{10}\text{N}_2\text{O}$	34.6	17.9
Barbital	$\text{C}_8\text{H}_{12}\text{N}_2\text{O}_3$	190	24.7
Benzaldehyde	$\text{C}_7\text{H}_6\text{O}$	-57.1	9.32
Benzamide	$\text{C}_7\text{H}_7\text{NO}$	127.3	19.5
Benz[a]anthracene	$\text{C}_{18}\text{H}_{12}$	160.5	21.4
Benzene	C_6H_6	5.49	9.87
Benzeneacetic acid	$\text{C}_8\text{H}_8\text{O}_2$	76.5	16.3
1,2-Benzenediamine	$\text{C}_6\text{H}_8\text{N}_2$	102.1	23.1
1,3-Benzenediamine	$\text{C}_6\text{H}_8\text{N}_2$	66.0	15.57
1,4-Benzenediamine	$\text{C}_6\text{H}_8\text{N}_2$	141.1	23.8
Benzenethiol	$\text{C}_6\text{H}_5\text{S}$	-14.93	11.48
p-Benzidine	$\text{C}_{12}\text{H}_{12}\text{N}_2$	127	19.1
Benzil	$\text{C}_{14}\text{H}_{10}\text{O}_2$	94.87	23.5
Benzocaine	$\text{C}_9\text{H}_{11}\text{NO}_2$	89.7	22.3
Benzoic acid	$\text{C}_7\text{H}_6\text{O}_2$	122.35	18.02
Benzonitrile	$\text{C}_7\text{H}_5\text{N}$	-13.99	9.1
Benzo[c]phenanthrene	$\text{C}_{18}\text{H}_{12}$	68	16.3
Benzophenone	$\text{C}_{13}\text{H}_{10}\text{O}$	47.9	18.19
Benzo[a]pyrene	$\text{C}_{20}\text{H}_{12}$	181.1	17.3
Benzo[e]pyrene	$\text{C}_{20}\text{H}_{12}$	181.4	16.6
p-Benzoquinone	$\text{C}_6\text{H}_4\text{O}_2$	115	18.5
Benzoyl chloride	$\text{C}_7\text{H}_5\text{ClO}$	-0.4	19.2
Benzyl alcohol	$\text{C}_7\text{H}_8\text{O}$	-15.4	8.97
2,2'-Binaphthalene	$\text{C}_{20}\text{H}_{14}$	187.9	38.9
Biphenyl	$\text{C}_{12}\text{H}_{10}$	68.93	18.57
Bromobenzene	$\text{C}_6\text{H}_5\text{Br}$	-30.72	10.70
1-Bromobutane	$\text{C}_4\text{H}_9\text{Br}$	-112.6	9.23
2-Bromobutane	$\text{C}_4\text{H}_9\text{Br}$	-112.65	6.89

Name	Molecular Formula	$t_m/^{\circ}\text{C}$	$\Delta_{\text{fus}}H/\text{kJ mol}^{-1}$	Name	Molecular Formula	$t_m/^{\circ}\text{C}$	$\Delta_{\text{fus}}H/\text{kJ mol}^{-1}$
Bromoethane	$\text{C}_2\text{H}_5\text{Br}$	-118.6	7.47	2-Chlorophenol	$\text{C}_6\text{H}_5\text{ClO}$	9.4	13.0
Bromoethene	$\text{C}_2\text{H}_3\text{Br}$	-139.54	5.12	3-Chlorophenol	$\text{C}_6\text{H}_4\text{ClO}$	32.6	14.9
1-Bromoheptane	$\text{C}_7\text{H}_{15}\text{Br}$	-56.1	21.8	4-Chlorophenol	$\text{C}_6\text{H}_3\text{ClO}$	42.8	14.1
1-Bromohexane	$\text{C}_6\text{H}_{13}\text{Br}$	-83.7	18.1	1-Chloropropane	$\text{C}_3\text{H}_7\text{Cl}$	-122.9	5.54
Bromomethane	CH_3Br	-93.68	5.98	2-Chloropropane	$\text{C}_3\text{H}_7\text{Cl}$	-117.18	7.39
1-Bromonaphthalene	$\text{C}_{10}\text{H}_7\text{Br}$	6.1	15.2	2-Chlorotoluene	$\text{C}_7\text{H}_7\text{Cl}$	-35.8	9.6
2-Bromonaphthalene	$\text{C}_{10}\text{H}_7\text{Br}$	55.9	14.4	Chlorotrifluoroethene	C_2ClF_3	-158.2	5.55
1-Bromooctane	$\text{C}_8\text{H}_{17}\text{Br}$	-55.0	24.7	Chrysene	$\text{C}_{18}\text{H}_{12}$	255.5	26.2
1-Bromopentane	$\text{C}_5\text{H}_{11}\text{Br}$	-88.0	14.37	Coronene	$\text{C}_{24}\text{H}_{12}$	437.4	19.2
1-Bromopropane	$\text{C}_3\text{H}_7\text{Br}$	-110.3	6.44	<i>o</i> -Cresol	$\text{C}_7\text{H}_8\text{O}$	31.03	15.82
2-Bromopropane	$\text{C}_3\text{H}_7\text{Br}$	-89.0	6.53	<i>m</i> -Cresol	$\text{C}_7\text{H}_8\text{O}$	12.24	10.71
Bromotrichloromethane	CBrCl_3	-5.65	2.53	<i>p</i> -Cresol	$\text{C}_7\text{H}_8\text{O}$	34.77	12.71
1,2-Butadiene	C_4H_6	-136.2	6.96	Cyanamide	CH_2N_2	45.56	7.27
1,3-Butadiene	C_4H_6	-108.91	7.98	Cyanogen	C_2N_2	-27.83	8.11
Butanal	$\text{C}_4\text{H}_8\text{O}$	-96.86	10.77	Cyclobutane	C_4H_8	-90.7	1.09
Butane	C_4H_{10}	-138.3	4.66	Cycloheptane	C_7H_{14}	-8.46	1.88
1,4-Butanediol	$\text{C}_4\text{H}_{10}\text{O}_2$	20.4	18.70	Cycloheptanol	$\text{C}_7\text{H}_{14}\text{O}$	7.2	1.60
1-Butanethiol	$\text{C}_4\text{H}_{10}\text{S}$	-115.7	10.46	Cyclohexane	C_6H_{12}	6.59	2.68
Butanoic acid	$\text{C}_4\text{H}_8\text{O}_2$	-5.1	11.59	Cyclohexanol	$\text{C}_6\text{H}_{12}\text{O}$	25.93	1.78
1-Butanol	$\text{C}_4\text{H}_{10}\text{O}$	-88.6	9.37	Cyclohexanone	$\text{C}_6\text{H}_{10}\text{O}$	-27.9	1.328
2-Butanol	$\text{C}_4\text{H}_{10}\text{O}$	-88.5	5.97	Cyclohexene	C_6H_{10}	-103.5	3.29
2-Butanone	$\text{C}_4\text{H}_8\text{O}$	-86.64	8.39	Cyclohexylamine	$\text{C}_6\text{H}_{13}\text{N}$	-17.8	17.5
1-Butene	C_4H_8	-185.34	3.96	Cyclohexylbenzene	$\text{C}_{12}\text{H}_{16}$	7.07	15.6
<i>cis</i> -2-Butene	C_4H_8	-138.88	7.31	Cyclooctane	C_8H_{16}	14.59	2.41
<i>trans</i> -2-Butene	C_4H_8	-105.52	9.76	Cyclopentane	C_5H_{10}	-93.4	0.61
<i>cis</i> -2-Butenoic acid	$\text{C}_4\text{H}_6\text{O}_2$	15	12.6	Cyclopentanol	$\text{C}_5\text{H}_{10}\text{O}$	-17.5	1.535
<i>trans</i> -2-Butenoic acid	$\text{C}_4\text{H}_6\text{O}_2$	71.5	13.0	Cyclopentene	C_5H_8	-135.0	3.36
<i>tert</i> -Butylamine	$\text{C}_4\text{H}_{11}\text{N}$	-66.94	0.882	Cyclopentylamine	$\text{C}_5\text{H}_{11}\text{N}$	-82.7	8.31
Butylbenzene	$\text{C}_{10}\text{H}_{14}$	-87.85	11.22	Cyclopropane	C_3H_6	-127.58	5.44
Butylcyclohexane	$\text{C}_{10}\text{H}_{20}$	-74.73	14.16	Cyclopropylamine	$\text{C}_3\text{H}_7\text{N}$	-35.39	13.18
Butyl methyl ether	$\text{C}_5\text{H}_{12}\text{O}$	-115.7	10.85	<i>cis</i> -Decahydronaphthalene	$\text{C}_{10}\text{H}_{18}$	-42.9	9.49
1-Butyne	C_4H_6	-125.7	6.03	<i>trans</i> -Decahydronaphthalene	$\text{C}_{10}\text{H}_{18}$	-30.4	14.41
2-Butyne	C_4H_6	-32.2	9.23	Decanal	$\text{C}_{10}\text{H}_{20}\text{O}$	-4.0	34.5
γ -Butyrolactone	$\text{C}_4\text{H}_6\text{O}_2$	-43.61	9.57	Decane	$\text{C}_{10}\text{H}_{22}$	-29.6	28.72
Caffeine	$\text{C}_8\text{H}_{10}\text{N}_4\text{O}_2$	236.3	22.0	Decanoic acid	$\text{C}_{10}\text{H}_{20}\text{O}_2$	31.4	27.8
Carbazole	$\text{C}_{12}\text{H}_9\text{N}$	246.3	24.1	1-Decanol	$\text{C}_{10}\text{H}_{22}\text{O}$	6.9	43
Carbon dioxide	CO_2	-56.558	9.02	1-Decene	$\text{C}_{10}\text{H}_{20}$	-66.3	13.81
Carbon diselenide	CSe_2	-43.7	6.36	1,2-Dibromoethane	$\text{C}_2\text{H}_4\text{Br}_2$	9.84	10.89
Carbon disulfide	CS_2	-112.1	4.39	1,2-Dibromopropane	$\text{C}_3\text{H}_6\text{Br}_2$	-55.49	8.94
Carbon monoxide	CO	-205.02	0.833	1,3-Dibromopropane	$\text{C}_3\text{H}_6\text{Br}_2$	-34.5	14.6
Carbon oxysulfide	COS	-138.8	4.73	1,2-Dibromotetrafluoroethane	$\text{C}_2\text{Br}_2\text{F}_4$	-110.32	7.04
Carbonyl chloride	CCl_2O	-127.78	5.74	<i>o</i> -Dichlorobenzene	$\text{C}_6\text{H}_4\text{Cl}_2$	-17.0	12.4
Chloroacetic acid	$\text{C}_2\text{H}_3\text{ClO}_2$	63	12.28	<i>m</i> -Dichlorobenzene	$\text{C}_6\text{H}_4\text{Cl}_2$	-24.8	12.6
2-Chloroaniline	$\text{C}_6\text{H}_6\text{ClN}$	-1.9	11.9	<i>p</i> -Dichlorobenzene	$\text{C}_6\text{H}_4\text{Cl}_2$	53.09	18.19
3-Chloroaniline	$\text{C}_6\text{H}_6\text{ClN}$	-10.28	10.15	1,1-Dichloroethane	$\text{C}_2\text{H}_4\text{Cl}_2$	-96.9	7.87
4-Chloroaniline	$\text{C}_6\text{H}_6\text{ClN}$	70.5	20.0	1,2-Dichloroethane	$\text{C}_2\text{H}_4\text{Cl}_2$	-35.7	8.84
Chlorobenzene	$\text{C}_6\text{H}_5\text{Cl}$	-45.31	9.6	1,1-Dichloroethene	$\text{C}_2\text{H}_2\text{Cl}_2$	-122.56	6.51
2-Chlorobenzoic acid	$\text{C}_7\text{H}_5\text{ClO}_2$	140.2	25.6	<i>cis</i> -1,2-Dichloroethene	$\text{C}_2\text{H}_2\text{Cl}_2$	-80.0	7.2
Chlorocyclohexane	$\text{C}_6\text{H}_{11}\text{Cl}$	-43.81	2.043	Dichloromethane	CH_2Cl_2	-97.2	4.60
Chlorodifluoromethane	CHClF_2	-157.42	4.12	1,2-Dichloropropane	$\text{C}_3\text{H}_6\text{Cl}_2$	-100.53	6.40
Chloroethane	$\text{C}_2\text{H}_5\text{Cl}$	-138.4	4.45	2,2-Dichloropropane	$\text{C}_3\text{H}_6\text{Cl}_2$	-33.9	2.30
Chloroethene	$\text{C}_2\text{H}_3\text{Cl}$	-153.84	4.92	1,2-Dichloro-1,1,2,2-tetrafluoroethane	$\text{C}_2\text{Cl}_2\text{F}_4$	-92.53	1.51
Chloromethane	CH_3Cl	-97.7	6.43	Diethyl ether	$\text{C}_4\text{H}_{10}\text{O}$	-116.2	7.19
2-Chloro-2-methylpropane	$\text{C}_4\text{H}_9\text{Cl}$	-25.60	2.07	3,3-Diethylpentane	C_9H_{20}	-33.1	10.09
1-Chloronaphthalene	$\text{C}_{10}\text{H}_7\text{Cl}$	-2.5	12.9	Diethyl sulfide	$\text{C}_4\text{H}_{10}\text{S}$	-103.91	10.90
2-Chloronaphthalene	$\text{C}_{10}\text{H}_7\text{Cl}$	58.0	14.0	<i>o</i> -Difluorobenzene	$\text{C}_6\text{H}_4\text{F}_2$	-47.1	11.05
1-Chloro-2-nitrobenzene	$\text{C}_6\text{H}_4\text{ClNO}_2$	32.1	17.9	<i>m</i> -Difluorobenzene	$\text{C}_6\text{H}_4\text{F}_2$	-69.12	8.58
1-Chloro-3-nitrobenzene	$\text{C}_6\text{H}_4\text{ClNO}_2$	44.4	19.4	Diisopropyl ether	$\text{C}_6\text{H}_{14}\text{O}$	-85.4	12.04
1-Chloro-4-nitrobenzene	$\text{C}_6\text{H}_4\text{ClNO}_2$	82	14.1	1,2-Dimethoxyethane	$\text{C}_4\text{H}_{10}\text{O}_2$	-69.20	12.6
Chloropentafluoroethane	C_2ClF_5	-99.4	1.86	Dimethoxymethane	$\text{C}_3\text{H}_8\text{O}_2$	-105.1	8.33

Name	Molecular Formula	$t_m/^\circ\text{C}$	$\Delta_{\text{fus}}H/\text{kJ mol}^{-1}$	Name	Molecular Formula	$t_m/^\circ\text{C}$	$\Delta_{\text{fus}}H/\text{kJ mol}^{-1}$
Dimethylamine	$\text{C}_2\text{H}_7\text{N}$	-92.18	5.94	Formamide	CH_3NO	2.49	8.44
2,2-Dimethylbutane	C_6H_{14}	-98.8	0.58	Formic acid	CH_2O_2	8.3	12.68
2,3-Dimethylbutane	C_6H_{14}	-128.10	0.79	Furan	$\text{C}_4\text{H}_4\text{O}$	-85.61	3.80
2,3-Dimethyl-2-butene	C_6H_{12}	-74.19	6.45	Furfural	$\text{C}_5\text{H}_4\text{O}_2$	-38.1	14.37
1,1-Dimethylcyclohexane	C_8H_{16}	-33.3	2.07	Furfuryl alcohol	$\text{C}_5\text{H}_6\text{O}_2$	-14.6	13.13
cis-1,2-Dimethylcyclohexane	C_8H_{16}	-49.8	1.64	Glycerol	$\text{C}_3\text{H}_8\text{O}_3$	18.1	18.3
trans-1,2-Dimethylcyclohexane	C_8H_{16}	-88.15	10.49	Heneicosane	$\text{C}_{21}\text{H}_{44}$	40.01	45.21
cis-1,3-Dimethylcyclohexane	C_8H_{16}	-75.53	10.82	Heptacosane	$\text{C}_{27}\text{H}_{56}$	59.23	61.9
trans-1,3-Dimethylcyclohexane	C_8H_{16}	-90.07	9.87	Heptadecane	$\text{C}_{17}\text{H}_{36}$	22.0	40.16
cis-1,4-Dimethylcyclohexane	C_8H_{16}	-87.39	9.31	Heptanal	$\text{C}_7\text{H}_{14}\text{O}$	-43.4	23.2
trans-1,4-Dimethylcyclohexane	C_8H_{16}	-36.93	12.33	Heptane	C_7H_{16}	-90.55	14.03
Dimethyl disulfide	$\text{C}_2\text{H}_6\text{S}_2$	-84.67	9.19	Heptanoic acid	$\text{C}_7\text{H}_{14}\text{O}_2$	-7.17	15.13
Dimethyl ether	$\text{C}_2\text{H}_6\text{O}$	-141.5	4.94	1-Heptanol	$\text{C}_7\text{H}_{16}\text{O}$	-33.2	18.17
N,N-Dimethylformamide	$\text{C}_3\text{H}_7\text{NO}$	-60.48	7.90	1-Heptene	C_7H_{14}	-118.9	12.41
1,1-Dimethylhydrazine	$\text{C}_2\text{H}_8\text{N}_2$	-57.20	10.07	Hexachlorobenzene	C_6Cl_6	228.83	25.2
1,2-Dimethylhydrazine	$\text{C}_2\text{H}_8\text{N}_2$	-8.9	13.64	Hexachloroethane	C_2Cl_6	186.8t	9.75
Dimethyl oxalate	$\text{C}_4\text{H}_6\text{O}_4$	54.8	21.1	Hexacontane	$\text{C}_{60}\text{H}_{122}$	99.3	193.2
2,2-Dimethylpentane	C_7H_{16}	-123.7	5.82	Hexacosane	$\text{C}_{26}\text{H}_{54}$	56.1	60.0
2,4-Dimethylpentane	C_7H_{16}	-119.2	6.85	Hexadecane	$\text{C}_{16}\text{H}_{34}$	18.12	53.36
3,3-Dimethylpentane	C_7H_{16}	-134.4	6.85	Hexadecanoic acid	$\text{C}_{16}\text{H}_{32}\text{O}_2$	62.5	53.7
Dimethyl sulfide	$\text{C}_2\text{H}_6\text{S}$	-98.24	7.99	1-Hexadecanol	$\text{C}_{16}\text{H}_{34}\text{O}$	49.2	33.6
Dimethyl sulfone	$\text{C}_2\text{H}_6\text{O}_2\text{S}$	108.9	18.30	Hexafluorobenzene	C_6F_6	5.03	11.59
Dimethyl sulfoxide	$\text{C}_2\text{H}_6\text{OS}$	17.89	14.37	Hexafluoroethane	C_2F_6	-100.05	2.69
N,N-Dimethylurea	$\text{C}_3\text{H}_8\text{N}_2\text{O}$	182.1	23.0	Hexamethylbenzene	$\text{C}_{12}\text{H}_{18}$	165.5	20.6
N,N'-Dimethylurea	$\text{C}_3\text{H}_8\text{N}_2\text{O}$	106.6	13.0	Hexanal	$\text{C}_6\text{H}_{12}\text{O}$	-56	13.3
Dimethyl zinc	$\text{C}_2\text{H}_6\text{Zn}$	-43.0	6.83	Hexane	C_6H_{14}	-95.35	13.08
1,4-Dioxane	$\text{C}_4\text{H}_8\text{O}_2$	11.85	12.84	1,6-Hexanedioic acid	$\text{C}_6\text{H}_{10}\text{O}_4$	152.5	36.3
1,3-Dioxolane	$\text{C}_3\text{H}_6\text{O}_2$	-97.22	6.57	1,6-Hexanediol	$\text{C}_6\text{H}_{14}\text{O}_2$	41.5	22.2
Diphenylamine	$\text{C}_{12}\text{H}_{11}\text{N}$	53.2	18.5	1-Hexanol	$\text{C}_6\text{H}_{14}\text{O}$	-47.4	15.38
Diphenyl ether	$\text{C}_{12}\text{H}_{10}\text{O}$	26.864	17.22	2-Hexanone	$\text{C}_6\text{H}_{12}\text{O}$	-55.5	14.9
Diphenylmethane	$\text{C}_{13}\text{H}_{12}$	25.4	18.6	3-Hexanone	$\text{C}_6\text{H}_{12}\text{O}$	-55.4	13.49
Dipropyl ether	$\text{C}_6\text{H}_{14}\text{O}$	-114.8	10.8	Hexatetracontane	$\text{C}_{46}\text{H}_{94}$	87.6	176.0
Divinyl ether	$\text{C}_4\text{H}_6\text{O}$	-100.6	7.9	Hexatriacontane	$\text{C}_{36}\text{H}_{74}$	75.8	87.7
Docosane	$\text{C}_{22}\text{H}_{46}$	43.6	48.8	1-Hexene	C_6H_{12}	-139.76	9.35
Dodecane	$\text{C}_{12}\text{H}_{26}$	-9.57	36.8	cis-2-Hexene	C_6H_{12}	-141.11	8.88
Dodecanoic acid	$\text{C}_{12}\text{H}_{24}\text{O}_2$	43.8	36.3	Hydrogen cyanide	HCN	-13.29	8.41
1-Dodecanol	$\text{C}_{12}\text{H}_{26}\text{O}$	23.9	40.2	p-Hydroquinone	$\text{C}_6\text{H}_6\text{O}_2$	172.4	26.8
1-Dodecene	$\text{C}_{12}\text{H}_{24}$	-35.2	19.9	2-Hydroxybenzoic acid	$\text{C}_7\text{H}_6\text{O}_3$	159.0	14.2
Dotriacontane	$\text{C}_{32}\text{H}_{66}$	69.4	75.8	Imidazole	$\text{C}_3\text{H}_4\text{N}_2$	89.5	12.82
Eicosane	$\text{C}_{20}\text{H}_{42}$	36.6	69.9	Indan	C_9H_{10}	-51.38	8.60
1-Eicosanol	$\text{C}_{20}\text{H}_{42}\text{O}$	65.4	42	Indene	C_9H_8	-1.5	10.20
Estradiol benzoate	$\text{C}_{25}\text{H}_{28}\text{O}_3$	193	41.8	Indomethacin	$\text{C}_{19}\text{H}_{16}\text{ClNO}_4$	160	36.9
Ethane	C_2H_6	-182.79	2.72*	Iodobenzene	$\text{C}_6\text{H}_5\text{I}$	-31.3	9.75
1,2-Ethanediamine	$\text{C}_2\text{H}_8\text{N}_2$	11.14	22.58	Isobutane	C_4H_{10}	-159.4	4.54
1,2-Ethanediol	$\text{C}_2\text{H}_6\text{O}_2$	-12.69	9.96	Isobutene	C_4H_8	-140.7	5.92
Ethanethiol	$\text{C}_2\text{H}_6\text{S}$	-147.88	4.98	Isopentane	C_5H_{12}	-159.77	5.15
Ethanol	$\text{C}_2\text{H}_6\text{O}$	-114.14	4.931	Isopropylamine	$\text{C}_3\text{H}_7\text{N}$	-95.13	7.33
Ethinylestradiol	$\text{C}_{20}\text{H}_{24}\text{O}_2$	183.5	27.9	Isopropylbenzene	C_9H_{12}	-96.02	7.33
Ethyl acetate	$\text{C}_4\text{H}_8\text{O}_2$	-83.8	10.48	1-Isopropyl-4-methylbenzene	$\text{C}_{10}\text{H}_{14}$	-67.94	9.66
Ethylbenzene	C_8H_{10}	-94.96	9.18	Isoquinoline	$\text{C}_9\text{H}_7\text{N}$	26.47	13.54
Ethylcyclohexane	C_8H_{16}	-111.3	8.33	Khellin	$\text{C}_{14}\text{H}_{12}\text{O}_5$	154	32.3
Ethylene	C_2H_4	-169.15	3.35	Maleic anhydride	$\text{C}_4\text{H}_2\text{O}_3$	52.56	13.60
Ethyl methyl sulfide	$\text{C}_3\text{H}_8\text{S}$	-105.93	9.76	Methane	CH_4	-182.47	0.94
3-Ethylpentane	C_7H_{16}	-118.55	9.55	Methanethiol	CH_3S	-123	5.91
2-Ethyltoluene	C_9H_{12}	-79.83	9.96	Methanol	CH_3O	-97.53	3.215
3-Ethyltoluene	C_9H_{12}	-95.6	7.6	Methyl acetate	$\text{C}_3\text{H}_6\text{O}_2$	-98.25	7.49
4-Ethyltoluene	C_9H_{12}	-62.35	12.7	Methylamine	CH_5N	-93.5	6.13
Fluoranthene	$\text{C}_{16}\text{H}_{10}$	110.19	18.69	2-Methylaniline	$\text{C}_7\text{H}_9\text{N}$	-14.41	11.66
9H-Fluorene	$\text{C}_{13}\text{H}_{10}$	114.77	19.58	3-Methylaniline	$\text{C}_7\text{H}_9\text{N}$	-31.3	7.9
Fluorobenzene	$\text{C}_6\text{H}_5\text{F}$	-42.18	11.31	4-Methylaniline	$\text{C}_7\text{H}_9\text{N}$	43.6	18.9

Name	Molecular Formula	$t_m/^\circ\text{C}$	$\Delta_{\text{fus}}H/\text{kJ mol}^{-1}$	Name	Molecular Formula	$t_m/^\circ\text{C}$	$\Delta_{\text{fus}}H/\text{kJ mol}^{-1}$
Methyl benzoate	$\text{C}_8\text{H}_8\text{O}_2$	-12.4	9.74	1-Octene	C_8H_{16}	-101.7	15.31
2-Methyl-1,3-butadiene	C_5H_8	-145.9	4.93	2-Oxepanone	$\text{C}_6\text{H}_{10}\text{O}_2$	-1.0	13.83
2-Methyl-2-butanol	$\text{C}_5\text{H}_{12}\text{O}$	-9.1	4.46	Oxetane	$\text{C}_3\text{H}_6\text{O}$	-97	6.5
3-Methyl-2-butanone	$\text{C}_5\text{H}_{10}\text{O}$	-93.1	9.34	Oxirane	$\text{C}_2\text{H}_4\text{O}$	-112.5	5.17
2-Methyl-1-butene	C_5H_{10}	-137.53	7.91	4-Oxopentanoic acid	$\text{C}_5\text{H}_8\text{O}_3$	33	9.22
3-Methyl-1-butene	C_5H_{10}	-168.43	5.36	Paraldehyde	$\text{C}_6\text{H}_{12}\text{O}_3$	12.6	13.5
2-Methyl-2-butene	C_5H_{10}	-133.72	7.60	Pentachloroethane	C_2HCl_5	-28.78	11.3
Methyl <i>tert</i> -butyl ether	$\text{C}_5\text{H}_{12}\text{O}$	-108.6	7.60	Pentacontane	$\text{C}_{50}\text{H}_{102}$	92.1	162.4
Methylcyclohexane	C_7H_{14}	-126.6	6.75	Pentacosane	$\text{C}_{25}\text{H}_{52}$	53.93	56.9
Methylcyclopentane	C_6H_{12}	-142.42	6.93	Pentadecane	$\text{C}_{15}\text{H}_{32}$	9.95	34.6
Methylcyclopropane	C_4H_8	-177.6	2.8	<i>cis</i> -1,3-Pentadiene	C_5H_8	-140.8	5.64
2-Methylfuran	$\text{C}_5\text{H}_8\text{O}$	-91.3	8.55	<i>trans</i> -1,3-Pentadiene	C_5H_8	-87.4	7.14
2-Methylheptane	C_8H_{18}	-109.02	11.92	1,4-Pentadiene	C_5H_8	-148.2	6.12
3-Methylheptane	C_8H_{18}	-120.48	11.69	Pentaerythritol	$\text{C}_5\text{H}_{12}\text{O}_4$	258	4.8
4-Methylheptane	C_8H_{18}	-121.0	10.8	Pentafluorobenzene	C_6HF_5	-47.4	10.87
2-Methylhexane	C_7H_{16}	-118.2	9.19	Pentafluorophenol	$\text{C}_6\text{HF}_5\text{O}$	37.5	16.41
Methylhydrazine	CH_6N_2	-52.36	10.42	2,3,4,5,6-Pentafluorotoluene	$\text{C}_7\text{H}_5\text{F}_5$	-29.78	13.1
Methyl methacrylate	$\text{C}_5\text{H}_8\text{O}_2$	-47.55	14.4	Pentane	C_5H_{12}	-129.67	8.40
1-Methylnaphthalene	$\text{C}_{11}\text{H}_{10}$	-30.43	6.95	Pentanedioic acid	$\text{C}_5\text{H}_8\text{O}_4$	97.8	20.3
2-Methylnaphthalene	$\text{C}_{11}\text{H}_{10}$	34.6	12.13	Pentanenitrile	$\text{C}_5\text{H}_9\text{N}$	-96.2	9
Methyl nitrate	CH_3NO_3	-83.0	8.24	1-Pentanethiol	$\text{C}_5\text{H}_{12}\text{S}$	-75.65	17.53
Methyloxirane	$\text{C}_3\text{H}_6\text{O}$	-111.9	6.53	Pentanoic acid	$\text{C}_5\text{H}_{10}\text{O}_2$	-33.6	14.16
2-Methylpentane	C_6H_{14}	-153.6	6.27	1-Pentanol	$\text{C}_5\text{H}_{12}\text{O}$	-77.6	10.50
3-Methylpentane	C_6H_{14}	-162.90	5.30	2-Pentanone	$\text{C}_5\text{H}_{10}\text{O}$	-76.8	10.63
2-Methyl-1-propanol	$\text{C}_4\text{H}_{10}\text{O}$	-101.9	6.32	3-Pentanone	$\text{C}_5\text{H}_{10}\text{O}$	-39	11.59
2-Methyl-2-propanol	$\text{C}_4\text{H}_{10}\text{O}$	25.69	6.70	Pentatriacontane	$\text{C}_{35}\text{H}_{72}$	74.6	86.3
2-Methylpyridine	$\text{C}_6\text{H}_7\text{N}$	-66.68	9.72	1-Pentene	C_5H_{10}	-165.12	5.94
3-Methylpyridine	$\text{C}_6\text{H}_7\text{N}$	-18.14	14.18	<i>cis</i> -2-Pentene	C_5H_{10}	-151.36	7.11
4-Methylpyridine	$\text{C}_6\text{H}_7\text{N}$	3.67	12.58	<i>trans</i> -2-Pentene	C_5H_{10}	-140.21	8.35
<i>N</i> -Methylurea	$\text{C}_2\text{H}_6\text{N}_2\text{O}$	104.9	14.0	Perfluoroacetone	$\text{C}_3\text{F}_6\text{O}$	-125.45	8.38
Morpholine	$\text{C}_4\text{H}_9\text{NO}$	-4.8	14.5	Perfluorobutane	C_4F_{10}	-129.1	7.66
Naphthalene	C_{10}H_8	80.26	19.01	Perfluorocyclobutane	C_4F_8	-40.19	2.77
1-Naphthol	$\text{C}_{10}\text{H}_8\text{O}$	95.0	23.1	Perfluoroheptane	C_7F_{16}	-51.2	6.95
2-Naphthol	$\text{C}_{10}\text{H}_8\text{O}$	121.5	18.1	Perfluorohexane	C_6F_{14}	-88.2	6.84
Neopentane	C_5H_{12}	-16.4	3.10	Perfluoropropane	C_3F_8	-147.70	0.477
Niacinamide	$\text{C}_6\text{H}_6\text{N}_2\text{O}$	130	23.2	Perfluorotoluene	C_7F_8	-65.49	11.54
2-Nitroaniline	$\text{C}_6\text{H}_6\text{N}_2\text{O}_2$	71.0	16.1	Perylene	$\text{C}_{20}\text{H}_{12}$	277.76	31.9
3-Nitroaniline	$\text{C}_6\text{H}_6\text{N}_2\text{O}_2$	113.4	23.6	Phenacetin	$\text{C}_{10}\text{H}_{13}\text{NO}_2$	134	33.0
4-Nitroaniline	$\text{C}_6\text{H}_6\text{N}_2\text{O}_2$	147.5	21.2	Phenanthrene	$\text{C}_{14}\text{H}_{10}$	99.24	16.46
Nitrobenzene	$\text{C}_6\text{H}_5\text{NO}_2$	5.7	12.12	Phenobarbital	$\text{C}_{12}\text{H}_{12}\text{N}_2\text{O}_3$	174.0	27.8
Nitroethane	$\text{C}_2\text{H}_5\text{NO}_2$	-89.5	9.85	Phenol	$\text{C}_6\text{H}_6\text{O}$	40.89	11.51
Nitromethane	CH_3NO_2	-28.38	9.70	α -Phenylbenzeneacetic acid	$\text{C}_{14}\text{H}_{12}\text{O}_2$	147.29	31.3
2-Nitrophenol	$\text{C}_6\text{H}_5\text{NO}_3$	44.8	17.7	Phenylbutazone	$\text{C}_{19}\text{H}_{20}\text{N}_2\text{O}_2$	105	27.7
3-Nitrophenol	$\text{C}_6\text{H}_5\text{NO}_3$	96.8	20.6	Phenylhydrazine	$\text{C}_6\text{H}_8\text{N}_2$	20.6	14.05
4-Nitrophenol	$\text{C}_6\text{H}_5\text{NO}_3$	113.6	18.8	Piperidine	$\text{C}_5\text{H}_{11}\text{N}$	-11.02	14.85
Nitrosobenzene	$\text{C}_6\text{H}_5\text{NO}$	67	31.0	Potassium acetate	$\text{C}_2\text{H}_3\text{KO}_2$	309	7.65
4-Nitrotoluene	$\text{C}_7\text{H}_7\text{NO}_2$	51.63	16.81	Propane	C_3H_8	-187.63	3.50
Nonacosane	$\text{C}_{29}\text{H}_{60}$	63.7	66.9	1,3-Propanediol	$\text{C}_3\text{H}_8\text{O}_2$	-27.7	7.1
Nonadecane	$\text{C}_{19}\text{H}_{40}$	32.0	45.8	Propanenitrile	$\text{C}_3\text{H}_5\text{N}$	-92.78	5.03
Nonanal	$\text{C}_9\text{H}_{18}\text{O}$	-19.3	30.5	1-Propanethiol	$\text{C}_3\text{H}_7\text{S}$	-113.13	5.48
Nonane	C_9H_{20}	-53.46	15.47	2-Propanethiol	$\text{C}_3\text{H}_7\text{S}$	-130.5	5.74
Nonanoic acid	$\text{C}_9\text{H}_{18}\text{O}_2$	12.4	19.82	Propanoic acid	$\text{C}_3\text{H}_6\text{O}_2$	-20.5	10.66
5-Nonanone	$\text{C}_9\text{H}_{18}\text{O}$	-3.8	24.93	1-Propanol	$\text{C}_3\text{H}_8\text{O}$	-124.39	5.37
Octacosane	$\text{C}_{28}\text{H}_{58}$	61.1	65.1	2-Propanol	$\text{C}_3\text{H}_8\text{O}$	-87.9	5.41
Octadecane	$\text{C}_{18}\text{H}_{38}$	28.2	61.7	Propene	C_3H_6	-185.24	3.003
1-Octadecanol	$\text{C}_{18}\text{H}_{38}\text{O}$	57.9	45	Propylamine	$\text{C}_3\text{H}_9\text{N}$	-84.75	10.97
Octane	C_8H_{18}	-56.82	20.73	Propylbenzene	C_9H_{12}	-99.6	9.27
Octanoic acid	$\text{C}_8\text{H}_{16}\text{O}_2$	16.5	21.35	Propylcyclohexane	C_9H_{18}	-94.9	10.37
1-Octanol	$\text{C}_8\text{H}_{18}\text{O}$	-14.8	23.7	Pyrazine	$\text{C}_4\text{H}_4\text{N}_2$	51.0	12.9
Octatriacontane	$\text{C}_{38}\text{H}_{78}$	78.6	133.2	1 <i>H</i> -Pyrazole	$\text{C}_3\text{H}_4\text{N}_2$	70.7	14.0

Name	Molecular Formula	$t_m/^\circ\text{C}$	$\Delta_{\text{fus}}H/\text{kJ mol}^{-1}$
Pyrene	$\text{C}_{16}\text{H}_{10}$	150.62	17.36
Pyridine	$\text{C}_5\text{H}_5\text{N}$	-41.70	8.28
Pyrocatechol	$\text{C}_6\text{H}_6\text{O}_2$	104.6	22.8
Pyrrole	$\text{C}_4\text{H}_5\text{N}$	-23.39	7.91
Pyrrolidine	$\text{C}_4\text{H}_9\text{N}$	-57.79	8.58
Quinoline	$\text{C}_9\text{H}_7\text{N}$	-14.78	10.66
Resorcinol	$\text{C}_6\text{H}_6\text{O}_2$	109.4	20.4
Sebacic acid	$\text{C}_{10}\text{H}_{18}\text{O}_4$	130.9	40.8
Sodium acetate	$\text{C}_2\text{H}_3\text{NaO}_2$	328.2	17.9
Sodium hydrogen carbonate	CHNaO_3	527	25
Spiro[2.2]pentane	C_5H_8	-107.0	6.43
Stearic acid	$\text{C}_{18}\text{H}_{36}\text{O}_2$	69.3	61.2
<i>trans</i> -Stilbene	$\text{C}_{14}\text{H}_{12}$	124.2	27.7
Styrene	C_8H_8	-30.65	10.9
Succinic acid	$\text{C}_4\text{H}_6\text{O}_4$	187.9	32.4
Succinic anhydride	$\text{C}_4\text{H}_4\text{O}_3$	119	20.4
Succinonitrile	$\text{C}_4\text{H}_4\text{N}_2$	58.06	3.70
Sulfacetamide	$\text{C}_8\text{H}_{10}\text{N}_2\text{O}_3\text{S}$	183	22.4
Sulfadiazine	$\text{C}_{10}\text{H}_{10}\text{N}_4\text{O}_2\text{S}$	258	42.6
Sulfamerazine	$\text{C}_{11}\text{H}_{12}\text{N}_4\text{O}_2\text{S}$	236	38.7
Sulfamethoxazole	$\text{C}_{10}\text{H}_{11}\text{N}_3\text{O}_3\text{S}$	170	32.2
Sulfamethoxypyridazine	$\text{C}_{11}\text{H}_{12}\text{N}_4\text{O}_3\text{S}$	182.5	31.3
Sulfapyridine	$\text{C}_{11}\text{H}_{11}\text{N}_3\text{O}_2\text{S}$	192	34.4
Sulfathiazole	$\text{C}_9\text{H}_9\text{N}_3\text{O}_2\text{S}_2$	202	26.4
Sulfisoxazole	$\text{C}_{11}\text{H}_{13}\text{N}_3\text{O}_3\text{S}$	196	30.2
<i>o</i> -Terphenyl	$\text{C}_{18}\text{H}_{14}$	56.20	17.19
<i>p</i> -Terphenyl	$\text{C}_{18}\text{H}_{14}$	213.9	35.3
Tetrabromomethane	CBr_4	92.3	3.76
1,1,2,2-Tetrachloro-1,2-difluoroethane	$\text{C}_2\text{Cl}_4\text{F}_2$	24.8	3.67
1,1,2,2-Tetrachloroethane	$\text{C}_2\text{H}_2\text{Cl}_4$	-42.4	9.17
Tetrachloroethene	C_2Cl_4	-22.3	10.88
Tetrachloromethane	CCl_4	-22.62	2.56
Tetracontane	$\text{C}_{40}\text{H}_{82}$	81.5	135.5
Tetracosane	$\text{C}_{24}\text{H}_{50}$	50.4	54.4
Tetradecane	$\text{C}_{14}\text{H}_{30}$	5.82	45.07
Tetradecanoic acid	$\text{C}_{14}\text{H}_{28}\text{O}_2$	54.2	45.1
1-Tetradecanol	$\text{C}_{14}\text{H}_{30}\text{O}$	38.2	25.1*
1,2,3,5-Tetrafluorobenzene	$\text{C}_6\text{H}_2\text{F}_4$	-46.25	6.36
1,2,4,5-Tetrafluorobenzene	$\text{C}_6\text{H}_2\text{F}_4$	3.88	15.05
Tetrafluoroethene	C_2F_4	-131.15	7.72
Tetrafluoromethane	CF_4	-183.60	0.704
Tetrahydrofuran	$\text{C}_4\text{H}_8\text{O}$	-108.44	8.54
Tetrahydropyran	$\text{C}_5\text{H}_{10}\text{O}$	-49.1	1.8
Tetrahydrothiophene	$\text{C}_4\text{H}_8\text{S}$	-96.2	7.35
1,2,4,5-Tetramethylbenzene	$\text{C}_{10}\text{H}_{14}$	79.3	21
Tetramethyl lead	$\text{C}_4\text{H}_{12}\text{Pb}$	-30.2	10.80
2,2,3,3-Tetramethylpentane	C_9H_{20}	-9.75	2.33
2,2,4,4-Tetramethylpentane	C_9H_{20}	-66.54	9.74
Tetramethylsilane	$\text{C}_4\text{H}_{12}\text{Si}$	-99.06	6.87
Tetramethylstannane	$\text{C}_4\text{H}_{12}\text{Sn}$	-55.1	9.30
Tetratetracontane	$\text{C}_{44}\text{H}_{90}$	85.6	149.6
Tetratriacontane	$\text{C}_{34}\text{H}_{70}$	72.5	79.4
1 <i>H</i> -Tetrazole	CH_2N_4	157.3	18.2

Name	Molecular Formula	$t_m/^\circ\text{C}$	$\Delta_{\text{fus}}H/\text{kJ mol}^{-1}$
Thiazole	$\text{C}_3\text{H}_3\text{NS}$	-33.62	9.57
Thietane	$\text{C}_3\text{H}_6\text{S}$	-73.24	8.25
Thiophene	$\text{C}_4\text{H}_4\text{S}$	-38.21	5.07
Thiourea	$\text{CH}_4\text{N}_2\text{S}$	178	14.0
Thymol	$\text{C}_{10}\text{H}_{14}\text{O}$	49.5	21.3
Toluene	C_7H_8	-94.95	6.64
<i>o</i> -Toluic acid	$\text{C}_8\text{H}_8\text{O}_2$	103.5	19.5
<i>m</i> -Toluic acid	$\text{C}_8\text{H}_8\text{O}_2$	109.9	15.7
<i>p</i> -Toluic acid	$\text{C}_8\text{H}_8\text{O}_2$	179.6	22.7
Triacontane	$\text{C}_{30}\text{H}_{62}$	65.1	68.3
1,3,5-Triazine	$\text{C}_3\text{H}_3\text{N}_3$	80.3	14.56
Tribromomethane	CHBr_3	8.69	11.05
Trichloroacetic acid	$\text{C}_2\text{HCl}_3\text{O}_2$	59.2	5.90
1,2,3-Trichlorobenzene	$\text{C}_6\text{H}_3\text{Cl}_3$	51.3	17.9
1,2,4-Trichlorobenzene	$\text{C}_6\text{H}_3\text{Cl}_3$	16.92	16.4
1,3,5-Trichlorobenzene	$\text{C}_6\text{H}_3\text{Cl}_3$	62.8	18.1
1,1,1-Trichloroethane	$\text{C}_2\text{H}_3\text{Cl}_3$	-30.01	2.35
1,1,2-Trichloroethane	$\text{C}_2\text{H}_2\text{Cl}_3$	-36.3	11.46
Trichloroethene	C_2HCl_3	-84.7	8.45
Trichlorofluoromethane	CCl_3F	-110.44	6.89
Trichloromethane	CHCl_3	-63.41	9.5
1,1,2-Trichloro-1,2,2-trifluoroethane	$\text{C}_2\text{Cl}_3\text{F}_3$	-36.22	2.47
Tricosane	$\text{C}_{23}\text{H}_{48}$	47.76	50.86
Tridecane	$\text{C}_{13}\text{H}_{28}$	-5.4	28.50
1-Tridecanol	$\text{C}_{13}\text{H}_{28}\text{O}$	31.7	41.4
1,1,1-Trifluoroethane	$\text{C}_2\text{H}_3\text{F}_3$	-111.3	6.19
Trifluoromethane	CHF_3	-155.2	4.06
Triiodomethane	CHI_3	121.2	16.44
Trimethoprim	$\text{C}_{14}\text{H}_{18}\text{N}_4\text{O}_3$	199	49.4
Trimethylamine	$\text{C}_3\text{H}_9\text{N}$	-117.1	7
1,2,3-Trimethylbenzene	C_9H_{12}	-25.4	8.18
1,2,4-Trimethylbenzene	C_9H_{12}	-43.77	13.19
1,3,5-Trimethylbenzene	C_9H_{12}	-44.72	9.51
2,2,3-Trimethylbutane	C_7H_{16}	-24.6	2.26
2,2,4-Trimethylpentane	C_8H_{18}	-107.3	9.20
1,3,5-Trinitrobenzene	$\text{C}_6\text{H}_3\text{N}_3\text{O}_6$	122.9	15.4
Trinitroglycerol	$\text{C}_3\text{H}_5\text{N}_3\text{O}_9$	13.5	21.87
2,4,6-Trinitrotoluene	$\text{C}_7\text{H}_5\text{N}_3\text{O}_6$	80.5	22.9
1,3,5-Trioxane	$\text{C}_3\text{H}_6\text{O}_3$	60.29	15.11
Triphenylamine	$\text{C}_{18}\text{H}_{15}\text{N}$	126.5	24.9
Triphenylene	$\text{C}_{18}\text{H}_{12}$	197.8	24.74
Tritriacontane	$\text{C}_{33}\text{H}_{68}$	71.2	79.5
Undecane	$\text{C}_{11}\text{H}_{24}$	-25.5	22.2
Urea	$\text{CH}_4\text{N}_2\text{O}$	133.3	13.9
<i>o</i> -Xylene	C_8H_{10}	-25.2	13.6
<i>m</i> -Xylene	C_8H_{10}	-47.8	11.6
<i>p</i> -Xylene	C_8H_{10}	13.25	17.12
2,3-Xylenol	$\text{C}_8\text{H}_{10}\text{O}$	72.5	21.0
2,5-Xylenol	$\text{C}_8\text{H}_{10}\text{O}$	74.8	23.4
2,6-Xylenol	$\text{C}_8\text{H}_{10}\text{O}$	45.8	18.9
3,4-Xylenol	$\text{C}_8\text{H}_{10}\text{O}$	65.1	18.1
3,5-Xylenol	$\text{C}_8\text{H}_{10}\text{O}$	63.4	17.4

COMPRESSIBILITY AND EXPANSION COEFFICIENTS OF LIQUIDS

This table gives data on the variation of the density of some common liquids with pressure and temperature. The pressure dependence is described to first order by the isothermal compressibility coefficient κ defined as

$$\kappa_T = -(1/V) (\partial V/\partial P)_T$$

where V is the volume, and the temperature dependence by the cubic expansion coefficient α ,

$$\alpha_V = (1/V) (\partial V/\partial T)_P$$

Substances are listed by molecular formula in the Hill order. More precise data on the variation of density with temperature over a wide temperature range can be found in Reference 1.

References

1. Lide, D. R., and Kehiaian, H. V., *CRC Handbook of Thermophysical and Thermochemical Data*, CRC Press, Boca Raton, FL, 1994.
2. Le Neindre, B., *Effets des Hautes et Très Hautes Pressions*, in *Techniques de l'Ingénieur*, Paris, 1991.
3. *Landolt-Börnstein: Numerical Data and Functional Relationships in Science and Technology, New Series, IV/4, High-Pressure Properties of Matter*, Springer-Verlag, Heidelberg, 1980.
4. Riddick, J. A., Bunger, W. B., and Sakano, T. K., *Organic Solvents*, 4th Ed., John Wiley & Sons, New York, 1986.
5. Isaacs, N. S., *Liquid Phase High Pressure Chemistry*, John Wiley, New York, 1981.

Molecular Formula	Name	Isothermal Compressibility		Cubic Expansion Coefficient	
		$t/^{\circ}\text{C}$	$\kappa_T \times 10^4/\text{MPa}^{-1}$	$t/^{\circ}\text{C}$	$\alpha_V \times 10^3/^{\circ}\text{C}^{-1}$
Cl_3P	Phosphorus trichloride	20	9.45	20	1.9
H_2O	Water	20	4.591	20	0.206
		25	4.524	25	0.256
		30	4.475	30	0.302
Hg	Mercury	20	0.401	20	0.1811
CCl_4	Tetrachloromethane	20	10.50	20	1.14
		40	12.20	40	1.21
		70	15.6	70	1.33
CHBr_3	Tribromomethane	50	8.76	25	0.91
CHCl_3	Trichloromethane	20	9.96	20	1.21
		50	12.9	50	1.33
CH_2Br_2	Dibromomethane	27	6.85		
CH_2Cl_2	Dichloromethane	25	10.3	25	1.39
CH_3I	Iodomethane	27	10.3	25	1.26
CH_4O	Methanol	20	12.14	20	1.49
		40	13.83	40	1.59
CS_2	Carbon disulfide	20	9.38	20	1.12
		40	10.6	35	1.16
C_2Cl_4	Tetrachloroethylene	25	7.56	25	1.02
C_2HCl_3	Trichloroethylene	25	8.57	25	1.17
$\text{C}_2\text{H}_2\text{Cl}_2$	<i>trans</i> -1,2-Dichloroethylene	25	11.2	25	1.36
$\text{C}_2\text{H}_4\text{Cl}_2$	1,1-Dichloroethane	20	7.97	25	0.93
$\text{C}_2\text{H}_4\text{Cl}_2$	1,2-Dichloroethane	30	8.46	20	1.14
$\text{C}_2\text{H}_4\text{O}_2$	Acetic acid	20	9.08	20	1.08
		80	13.7	80	1.38
$\text{C}_2\text{H}_5\text{Br}$	Bromoethane	20	11.53	20	1.31
$\text{C}_2\text{H}_5\text{I}$	Iodoethane	20	9.82	25	1.17
$\text{C}_2\text{H}_6\text{O}$	Ethanol	20	11.19	20	1.40
		70	15.93	70	1.67
$\text{C}_2\text{H}_6\text{O}_2$	Ethylene glycol	20	3.64	20	0.626
$\text{C}_3\text{H}_6\text{O}$	Acetone	20	12.62	20	1.46
		40	15.6	40	1.57
$\text{C}_3\text{H}_7\text{Br}$	1-Bromopropane	0	10.22	25	1.2
$\text{C}_3\text{H}_7\text{Cl}$	1-Chloropropane	0	12.09	20	1.4
$\text{C}_3\text{H}_7\text{I}$	1-Iodopropane	0	10.22	25	1.09
$\text{C}_3\text{H}_8\text{O}$	1-Propanol	0	8.43	0	1.22
$\text{C}_3\text{H}_8\text{O}$	2-Propanol	40	13.32	40	1.55
$\text{C}_3\text{H}_8\text{O}_2$	1,2-Propanediol	0	4.45	20	0.695
$\text{C}_3\text{H}_8\text{O}_2$	1,3-Propanediol	0	4.09	20	0.61
$\text{C}_3\text{H}_8\text{O}_3$	Glycerol	0	2.54	20	0.520

Molecular Formula	Name	Isothermal Compressibility		Cubic Expansion Coefficient	
		$t/^{\circ}\text{C}$	$\kappa_T \times 10^4/\text{MPa}^{-1}$	$t/^{\circ}\text{C}$	$\alpha_V \times 10^3/^{\circ}\text{C}^{-1}$
$\text{C}_4\text{H}_8\text{O}_2$	Ethyl acetate	20	11.32	20	1.35
		60	16.2	60	1.54
$\text{C}_4\text{H}_9\text{Br}$	1-Bromobutane	25	10.26	20	1.13
$\text{C}_4\text{H}_9\text{I}$	1-Iodobutane	0	7.73	25	1.02
$\text{C}_4\text{H}_{10}\text{O}$	1-Butanol	0	8.10	0	1.12
$\text{C}_4\text{H}_{10}\text{O}$	Diethyl ether	20	18.65	20	1.65
		30	20.85	30	1.72
$\text{C}_4\text{H}_{10}\text{O}_3$	Diethylene glycol	0	3.34	20	0.635
C_5H_{10}	Cyclopentane	20	13.31	20	1.35
$\text{C}_5\text{H}_{11}\text{Br}$	1-Bromopentane	0	8.42	25	1.04
$\text{C}_5\text{H}_{11}\text{I}$	1-Iodopentane	0	7.56		
C_5H_{12}	Pentane	25	21.80	25	1.64
$\text{C}_5\text{H}_{12}\text{O}$	1-Pentanol	0	7.71	0	1.02
$\text{C}_6\text{H}_5\text{Br}$	Bromobenzene	20	6.46	20	0.86
$\text{C}_6\text{H}_5\text{Cl}$	Chlorobenzene	20	7.45	20	0.94
$\text{C}_6\text{H}_5\text{NO}_2$	Nitrobenzene	20	4.93	25	0.833
C_6H_6	Benzene	25	9.66	25	1.14
		45	11.28	45	1.21
$\text{C}_6\text{H}_6\text{O}$	Phenol	60	6.05	60	0.82
$\text{C}_6\text{H}_7\text{N}$	Aniline	20	4.53	20	0.81
		80	6.32	80	0.91
C_6H_{12}	Cyclohexane	20	11.30	20	1.15
		60	15.2	60	1.29
C_6H_{14}	Hexane	25	16.69	25	1.41
		45	20.27	45	1.52
C_6H_{14}	2-Methylpentane	0	13.97	25	1.43
C_6H_{14}	3-Methylpentane	0	14.57	25	1.40
C_6H_{14}	2,3-Dimethylbutane	20	17.97	25	1.39
$\text{C}_6\text{H}_{14}\text{O}$	1-Hexanol	25	8.24	25	1.03
$\text{C}_6\text{H}_{15}\text{NO}_3$	Triethanolamine	0	3.61	55	0.53
C_7H_8	Toluene	20	8.96	20	1.05
		50	11.0	50	1.13
$\text{C}_7\text{H}_8\text{O}$	Anisole	20	6.60	20	0.951
C_7H_{14}	Cycloheptane	20	9.22		
C_7H_{16}	Heptane	25	14.38	25	1.26
C_8H_{10}	<i>o</i> -Xylene	25	8.10	25	0.96
C_8H_{10}	<i>m</i> -Xylene	20	8.46	20	0.99
C_8H_{10}	<i>p</i> -Xylene	25	8.59	25	1.00
C_8H_{16}	Cyclooctane	20	8.03		
C_8H_{18}	Octane	25	12.82	25	1.16
		45	15.06	45	1.23
$\text{C}_8\text{H}_{18}\text{O}$	1-Octanol	25	7.64	25	0.827
C_9H_{12}	Mesitylene	25	8.14	25	0.94
$\text{C}_9\text{H}_{14}\text{O}_6$	Triacetin	0	4.49	25	0.94
C_9H_{20}	Nonane	25	11.75	25	1.08
$\text{C}_{10}\text{H}_{22}$	Decane	25	10.94	25	1.02
$\text{C}_{11}\text{H}_{24}$	Undecane	25	10.31	25	0.97
$\text{C}_{12}\text{H}_{26}$	Dodecane	25	9.88	25	0.93
$\text{C}_{13}\text{H}_{28}$	Tridecane	25	9.48	25	0.90
$\text{C}_{14}\text{H}_{30}$	Tetradecane	25	9.10	25	0.87
$\text{C}_{15}\text{H}_{32}$	Pentadecane	25	8.82		
$\text{C}_{16}\text{H}_{22}\text{O}_4$	Butyl phthalate	0	5.0	25	0.86
$\text{C}_{16}\text{H}_{34}$	Hexadecane	25	8.57		
		45	9.78		
$\text{C}_{19}\text{H}_{36}\text{O}_2$	Methyl oleate	0	6.18	60	0.85

TEMPERATURE AND PRESSURE DEPENDENCE OF LIQUID DENSITY

Ivan Cibulka

This table records parameters of the Tait equation (Refs. 1,2) that gives the ratio between the density at pressure P , $\rho(T, P)$, relative to the density at a reference pressure, $\rho(T, P_{\text{ref}})$, at the same temperature T :

$$\frac{\rho(T, P)}{\rho(T, P_{\text{ref}})} = \frac{1}{1 - C(T) \ln \frac{B(T) + P}{B(T) + P_{\text{ref}}}},$$

$$C(T) = a_1 + b_1(T/K) + c_1(T/K)^2, \quad (1)$$

$$B(T)/\text{MPa} = a_2 + a_3(T/K) + a_4(T/K)^2 + a_5(T/K)^3 + a_6(T/K)^4$$

Parameters a_i ($i = 1, \dots, 6$) and b_1, c_1 were adjusted to selected experimental data using the weighted least-squares method. Parameters b_1 and c_1 are zero for most substances, and therefore their values are given in footnotes for those few substances where the statistical significance was justified. The reference pressure is $P_{\text{ref}} = 0.101325$ MPa at temperatures either at or below the normal boiling point temperature (T_{nbp}) and $P_{\text{ref}} = P_{\text{sat}}(T)$ (saturated vapor pressure) at temperatures $T > T_{\text{nbp}}$. Ranges of validity of the equation ($T_{\text{min}}, T_{\text{max}}, P_{\text{max}}$) are derived from ranges of experimental data; the minimal pressure of validity is taken as P_{ref} , i.e., interpolation between P_{ref} and lowest experimental pressure is allowed. The upper limit of application is the freezing line (if not limited by the ranges of validity). To avoid any large-scale extrapolation, the validity ranges are rectangular areas ($T_{\text{max}} - T_{\text{min}}, P_{\text{max}}$). If in particular temperature interval(s) the maximum experimental pressure exceeded the given value of P_{max} , then the maximum pressure given in the table is denoted by (r) which means that the validity range given in the table is a rectangular subset of the non-rectangular experimental T, P range. In a few cases P_{max} is given as a ratio where the first value corresponds to T_{min} and the second one to T_{max} , i.e., the validity range has approximately a trapezoidal shape. Values of parameters were taken from the papers (Refs. 3–10) where detailed information on the fits, experimental data, and application ranges is available. The numerical values of the parameters are different from those reported in papers (Refs. 3–10) since the forms of polynomials $C(T)$ and $B(T)$ differ. Besides, the parameters recorded in the table below must not necessarily correspond to those in Refs. 3–10 since some fits were updated using newly published experimental data.

In the second line for each substance, the parameters of the smoothing function for the density at reference pressure $\rho(T, P_{\text{ref}})$ are given. The functions are either the polynomial expansion,

$$\rho(T, P_{\text{ref}})/(\text{kg m}^{-3}) = \sum_{i=1}^{N_p} a_i (T/K)^{(i-1)} \quad (2)$$

or the expansion,

$$\rho(T, P_{\text{ref}}) = \rho_c \left[1 + \sum_{i=1}^{N_p} a_i (1 - T_r)^{(i/3)} \right], \quad T_r = T/T_c \quad (3)$$

where N_p is the number of adjustable parameters. Values of the critical density ρ_c and the critical temperature T_c used for the fits

using Eq. 3 are also recorded in the table. Parameters were mostly taken from Refs. 3–10, those for 1-alkanols C_1 to C_{10} and n-alkanes C_5 to C_{16} are from Ref. 11. Data used for the fits were predominantly recommended values published in the TRC Thermodynamic Tables (Refs. 12,13), sometimes combined with the original experimental data or, in a few cases, the original experimental data were correlated.

RMSD is a relative root-mean-square deviation (in per cent) between experimental values of density and those calculated from the particular function (Tait Eq. 1 or Eqs. 2, 3);

$$RMSD / \% = 100 \frac{1}{N} \sum_{i=1}^N \frac{(\rho_{\text{exp}} - \rho_{\text{calc}})^2}{\rho_{\text{exp}}}^{1/2}$$

where N is the number of experimental values included in the fit.

If the maximum temperature T_{max} of validity of the Tait equation is greater than the normal boiling point temperature T_{nbp} , then parameters of the Wagner equation in the form of either

$$P_{\text{sat}}(T) = P_c \exp \frac{a_1(1 - T_r) + a_2(1 - T_r)^{1.5} + a_3(1 - T_r)^{2.5} + a_4(1 - T_r)^5}{T_r} \quad (4)$$

or

$$P_{\text{sat}}(T) = P_c \exp \frac{a_1(1 - T_r) + a_2(1 - T_r)^{1.5} + a_3(1 - T_r)^3 + a_4(1 - T_r)^6}{T_r} \quad (5)$$

where $T_r = T/T_c$ are recorded in the third line for each substance. Values of the critical pressure P_c and critical temperature T_c used in Eqs. 4 and 5 are also recorded in the table (values of the critical temperature may differ a little from those recorded for the function, Eq. 3). Parameters of Eqs. 4 and 5 were taken mostly from the papers by McGarry (Ref. 14) and Ambrose and Walton (Ref. 15); in a few cases, the fits were performed using original experimental data or in combination with the recommended values from the TRC Thermodynamic Tables (Refs. 12,13).

The two right-hand-most columns gives values of the isothermal compressibility coefficient, $\kappa_T = -(1/V)(\partial V/\partial P)_T = (1/\rho)(\partial \rho/\partial P)_T$, and the isobaric cubic expansion coefficient, $\alpha_p = (1/V)(\partial V/\partial T)_p = -(1/\rho)(\partial \rho/\partial T)_p$, calculated for $T = 298.15$ K and $P = 0.101325$ MPa from the Tait Eq. 1 and from the $\rho(T, P_{\text{ref}})$ equation, respectively. In a very few cases when the lower temperature limit of the Tait equation T_{min} is greater than 298.15 K, the extrapolated values of isothermal compressibility are given.

References

1. Tait, P. G., in *Physics and Chemistry of the Voyage of H.M.S. Challenger*, Vol. II, Part IV, Thomson, C. W., and Murray, J., Eds., H.M.S.O., London, 1889.
2. Tamman, G., *Z. Phys. Chem.* 17, 620, 1895.

3. Cibulka, I., and Ziková, M., *J. Chem. Eng. Data* 39, 876, 1994.
4. Cibulka, I., and Hnědkovský, L., *J. Chem. Eng. Data* 41, 657, 1996.
5. Cibulka, I., Hnědkovský, L., and Takagi, T., *J. Chem. Eng. Data* 42, 2, 1997.
6. Cibulka, I., Hnědkovský, L., and Takagi, T., *J. Chem. Eng. Data* 42, 415, 1997.
7. Cibulka, I., and Takagi, T., *J. Chem. Eng. Data* 44, 411, 1999.
8. Cibulka, I., and Takagi, T., *J. Chem. Eng. Data* 44, 1105, 1999.
9. Cibulka, I., Takagi, T., and Růžička, K., *J. Chem. Eng. Data* 46, 2, 2001.
10. Cibulka, I., and Takagi, T., *J. Chem. Eng. Data* 47, 1037, 2002.
11. Cibulka, I., *Fluid Phase Equilib.* 89, 1, 1993.
12. TRC Thermodynamic Tables, Hydrocarbons, Thermodynamics Research Center (TRC), NIST, Thermophysical Properties Division, Boulder, Colorado.
13. TRC Thermodynamic Tables, Non-Hydrocarbons, Thermodynamics Research Center (TRC), NIST, Thermophysical Properties Division, Boulder, Colorado.
14. McGarry, J., *Ind. Eng. Chem., Process Des. Develop.* 22, 313, 1983.
15. Ambrose, D., and Walton, J., *Pure Appl. Chem.* 61, 1395, 1989.

Eq.	a_1	a_2	a_3	a_4	a_5	a_6	$T_{\text{min}}/T_{\text{max}}$ K	P_{max} MPa	T_c K	P_c MPa	ρ_c kg m ⁻³	RMSD %	T_{nbp} K	κ_T GPa ⁻¹	α_P K ⁻¹
<i>CCl₄ Tetrachloromethane (Ref. 9)</i>															
1	9.33340·10 ⁻²	1.11363·10 ³	-8.68453	2.80698·10 ⁻²	-4.22880·10 ⁻⁵	2.37923·10 ⁻⁸	273/413	51/388				0.040	349.9	1.074	1.209
3	1.58994	2.51946	-5.82313	6.96793	-2.51359		253/554		556.40		557.33	0.042			
5	-7.07139	1.71497	-2.89930	-2.49466			250/556		556.40	4.551					
<i>CHBr₃ Tribromomethane (Ref. 9)</i>															
1	1.03492·10 ⁻¹	2.64208·10 ²	-4.57399·10 ⁻¹				323/368	150/343				0.058	422.3	0.809	0.907
2	3.55953·10 ³	-1.96212	-1.08712·10 ⁻³				283/403					0.001			
<i>CHCl₃ Trichloromethane (Ref. 9)</i>															
1	9.57210·10 ⁻²	4.79593·10 ²	-1.84011	1.81340·10 ⁻³			273/348	100(r)				0.031	334.4	1.037	1.274
3	3.56339	-3.86051	3.35636				213/333		536.40		499.49	0.043			
5	-6.95546	1.16625	-2.13970	-3.44421			215/536		536.40	5.366					
<i>CH₂Cl₂ Dichloromethane (Ref. 9)</i>															
1	9.76370·10 ⁻²	5.24365·10 ²	-2.06633	2.09494·10 ⁻³			293/423	100(r)				0.091	313.4	1.032	1.428
3	3.00368	-2.19763	2.34269				178/383		510.00		440.07	0.014			
5	-7.35739	2.17546	-4.07038	3.50701			233/510		510.00	6.300					
<i>CH₃I Iodomethane (Ref. 9)</i>															
1	9.54770·10 ⁻²	5.36810·10 ²	-2.25115	2.53188·10 ⁻³			253/313	160				0.038	315.6	1.052	1.255
2	3.48981·10 ³	-7.47709	1.83592·10 ⁻²	-2.36742·10 ⁻⁵			213/313					0.011			
<i>CH₃O Methanol (Ref. 3)</i>															
1 ^a	1.15068·10 ⁻¹	6.49718·10 ²	-4.34583	1.30722·10 ⁻²	-2.00292·10 ⁻⁵	1.20566·10 ⁻⁸	183/483	104(r)				0.059	337.7	1.231	1.201
3	2.62781	-4.04742	1.58343·10	-2.25066·10	1.09160·10	3.04774·10 ⁻¹	175/509		512.60		272.00	0.180			
4	-6.63571	1.17982	-2.47900	-1.02400			175/513		512.64	8.092					
<i>C₂Cl₄ Tetrachloroethylene (Ref. 9)</i>															
1	1.01727·10 ⁻¹	1.36610·10 ²					298/298	101				0.007	394.5	0.744	1.012
3	1.10232	1.45142					298/313		620.20		571.84	0.019			
<i>C₂HCl₃ Trichloroethylene (Ref. 9)</i>															
1	1.00987·10 ⁻¹	1.16005·10 ²					298/298	101				0.010	360.4	0.870	1.142
3	1.30631	1.33512					291/315		571.00		513.24	0.008			
<i>C₂H₄Cl₂ 1,1-Dichloroethane (Ref. 9)</i>															
1	9.79930·10 ⁻²	4.40906·10 ²	-1.67041	1.60492·10 ⁻³			298/398	101(r)				0.028	330.4	1.144	1.320
3	2.81773	-2.41755	2.40906				263/398		523.00		419.32	0.084			
4	-9.51254	7.49332	-7.87028	6.32540·10 ⁻¹			320/450		523.00	5.070					
<i>C₂H₄Cl₂ 1,2-Dichloroethane (Ref. 9)</i>															
1	9.60440·10 ⁻²	5.39476·10 ²	-1.94358	1.79758·10 ⁻³			278/398	101(r)				0.027	356.7	0.801	1.158
3	2.77660	-2.33774	2.31530				263/398		561.60		439.82	0.063			
5	-7.36864	1.76727	-3.34295	-1.43530			260/566		566.00	5.362					
<i>C₂H₄O₂ Acetic acid (Ref. 5)</i>															
1	9.44550·10 ⁻²	7.22131·10 ²	-3.33202	4.23588·10 ⁻³			293/328	25/253				0.040	391.1	0.897	1.085
3	4.74861	-1.76644·10	4.44807·10	-4.82535·10	1.98308·10		293/493		592.71		351.19	0.003			
<i>C₂H₅Br Bromoethane (Ref. 9)</i>															
1	9.43490·10 ⁻²	7.70215·10 ²	-4.06470	5.75736·10 ⁻³			253/313	157(r)				0.055	311.6	1.344	1.475
3	1.50516	1.35063					253/313		503.90		506.82	0.058			
5	-9.14807	5.49831	-6.68657	6.27287			301/504		503.80	6.232					
<i>C₂H₆O Ethanol (Ref. 3)</i>															
1 ^b	1.09012·10 ⁻¹	5.22523·10 ²	-2.99367	8.25136·10 ⁻³	-1.31014·10 ⁻⁵	8.74008·10 ⁻⁹	193/480	200(r)				0.055	351.4	1.117	1.097
3 ^c	-9.92640·10 ⁻¹	3.80287·10	-1.81117·10 ²	4.45905·10 ²	-5.88518·10 ²	3.93920·10 ²	159/508		513.88		276.00	0.160			
4	-8.68587	1.17831	-4.87620	1.58800			159/514		513.92	6.132					
<i>C₂H₆O₂ Ethylene glycol (Ref. 6)</i>															
1	9.50140·10 ⁻²	6.74427·10 ²	-1.77594	1.27583·10 ⁻³			298/378	100(r)				0.031	470.5	0.368	0.639
3	1.77482	1.11208					298/378		790.00		333.70	0.022			
<i>C₃H₆O Acetone (Ref. 5)</i>															
1	9.92390·10 ⁻²	6.22264·10 ²	-2.94315	3.73329·10 ⁻³			278/323	392				0.032	329.2	1.293	1.457
3	1.83805	5.82830·10 ⁻¹	-1.00291·10 ⁻¹	5.70410·10 ⁻¹			179/506		508.10		277.90	0.025			

Eq.	a_1	a_2	a_3	a_4	a_5	a_6	T_{\min}/T_{\max} K	P_{\max} MPa	T_c K	P_c MPa	ρ_c kg m ⁻³	RMSD %	T_{bnp} K	κ_T GPa ⁻¹	α_P K ⁻¹
C_3H_7Br 1-Bromopropane (Ref. 9)															
1	8.88710·10 ⁻²	4.24716·10 ²	-1.81352	2.55049·10 ⁻³	-1.23227·10 ⁻⁶		280/500	100				0.094	344.0	1.137	1.251
3	1.65835	1.17536					280/340		536.00		455.53	0.009			
4	-9.68919	7.16793	-7.05282	1.00727			300/536		536.00	4.750					
C_3H_5Cl 1-Chloropropane (Ref. 9)															
1	1.07245·10 ⁻¹	2.78606·10 ²	-5.17553·10 ⁻²	-3.83546·10 ⁻³	5.85824·10 ⁻⁶		273/368	98(r)				0.078	319.6	1.382	1.462
3	4.15272	-5.73954	4.74431				253/343		503.00		309.22	0.015			
5	-7.55764	2.60153	-5.06041	3.31163			248/503		503.00	4.580					
C_3H_7I 1-Iodopropane (Ref. 9)															
1	1.01044·10 ⁻¹	3.01114·10 ²	-6.61560·10 ⁻¹	8.74342·10 ⁻⁵			273/368	1177				0.070	375.7	0.904	1.072
2	2.22323·10 ³	-1.38867	-7.96985·10 ⁻⁴				288/361					0.196			
C_3H_8O 1-Propanol (Ref. 3)															
1 ^d	9.60290·10 ⁻²	3.10861·10 ²	-8.35531·10 ⁻¹	4.27987·10 ⁻⁵	7.78234·10 ⁻⁷		170/524	49(r)				0.109	370.3	1.007	0.999
3	9.40534·10 ⁻¹	1.29442·10	-5.39519·10	1.13639·10 ²	-1.13866·10 ²	4.33832·10	153/530		536.74		274.00	0.160			
4	-8.53706	1.96214	-7.69180	2.94500			147/537		536.78	5.168					
C_3H_8O 2-Propanol (Ref. 6)															
1	8.90020·10 ⁻²	1.87411·10 ²	-2.36391·10 ⁻¹	-4.24787·10 ⁻⁴			273/400	50(r)				0.054	355.4	1.123	1.099
3	6.24542·10 ⁻¹	6.18938	-6.79039	2.49009			243/430		508.30		273.16	0.093			
5	-8.16927	-9.43213·10 ⁻²	-8.10040	7.85000			250/508		508.30	4.742					
$C_3H_8O_2$ 1,2-Propanediol (Ref. 6)															
1	8.38940·10 ⁻²	9.09931·10 ²	-4.03075	5.24295·10 ⁻³			273/368	200				0.019	460.2	0.481	0.714
2	1.18071·10 ³	-2.56645·10 ⁻¹	-8.05917·10 ⁻⁴				283/363					0.017			
$C_3H_8O_2$ 1,3-Propanediol (Ref. 6)															
1	9.10310·10 ⁻²	5.95160·10 ²	-1.64714	1.36994·10 ⁻³			273/368	200				0.067	487.6	0.403	0.593
3	3.64841	-2.06696	1.22738				283/363		685.70		318.39	0.002			
$C_3H_8O_3$ Glycerol (Ref. 6)															
1	1.14255·10 ⁻¹	9.25959·10 ²	-1.58140	4.48909·10 ⁻⁴			223/368	686				0.061	563.1	0.231	0.486
3	6.94960	-9.25236	5.43535				214/364		800.00		351.51	0.069			
$C_4H_8O_2$ Ethyl acetate (Ref. 5)															
1	8.94090·10 ⁻²	1.05394·10 ³	-7.58700	1.98689·10 ⁻²	-1.82587·10 ⁻⁵		253/343	49(r)				0.106	350.3	1.204	1.425
3	1.69043	2.64150	-4.70476	3.52368			253/473		523.20		308.06	0.015			
C_4H_9Br 1-Bromobutane (Ref. 9)															
1	9.76600·10 ⁻²	4.97301·10 ²	-2.02541	2.24791·10 ⁻³			273/368	1177				0.074	374.8	1.046	1.119
3	1.59525	1.23746					293/323		572.00		421.60	0.003			
$C_4H_{10}O$ 1-Butanol (Ref. 3)															
1 ^e	1.01542·10 ⁻¹	5.01888·10 ²	-2.41576	5.35877·10 ⁻³	-7.31982·10 ⁻⁶	4.60628·10 ⁻⁹	195/524	49(r)				0.053	390.9	0.914	0.949
3	-3.57379	5.02450·10	-1.75934·10 ²	3.08588·10 ²	-2.65628·10 ²	8.94997·10	186/559		563.01		271.00	0.352			
4	-8.40615	2.23010	-8.24860	-7.11000·10 ⁻¹			185/563		563.05	4.424					
$C_4H_{10}O$ Diethyl ether (Ref. 5)															
1	9.70250·10 ⁻²	3.95413·10 ²	-1.68339	1.82398·10 ⁻³			293/353	981				0.239	307.6	1.740	1.657
3	3.31808	-8.55179	2.09100·10	-2.10672·10	8.26525		140/430		466.74		264.72	0.027			
5	-7.29916	1.24828	-2.91931	-3.36740			250/467		466.74	3.646					
C_5H_{10} Cyclopentane (Ref. 8)															
1	8.85580·10 ⁻²	8.94968·10 ²	-7.76576	3.01636·10 ⁻²	-5.82645·10 ⁻⁵	4.43996·10 ⁻⁸	193/353	48/196				0.050	322.4	1.308	1.325
3	1.68431	6.19856·10 ⁻¹	4.90670·10 ⁻²	2.19121·10 ⁻¹			179/508		511.70		275.04	0.031			
5	-6.51809	3.84422·10 ⁻¹	-1.11706	-4.50275			289/512		511.60	4.509					
$C_5H_{11}Br$ 1-Bromopentane (Ref. 9)															
1	8.98660·10 ⁻²	5.28042·10 ²	-2.41620	3.92466·10 ⁻³	-2.31231·10 ⁻⁶		283/523	98				0.061	402.7	0.943	1.076
2	1.60209·10 ³	-1.30486					283/363					0.006			
4	-8.59341	3.46288	-3.06661	-4.07997			294/606		605.90	3.900					
C_5H_{12} Pentane (Ref. 4)															
1 ^f	1.00620·10 ⁻¹	6.52014·10 ²	-4.94167	1.54854·10 ⁻²	-2.36811·10 ⁻⁵	1.44530·10 ⁻⁸	173/373	87/285				0.119	309.2	2.133	1.610
3	1.17756	3.89157	-5.50896	3.29181			143/444		469.80		232.00	0.154			
4	-7.30698	1.75845	-2.16290	-2.91300			143/470		469.80	3.375					
$C_5H_{12}O$ 1-Pentanol (Ref. 3)															
1	9.52000·10 ⁻²	3.00019·10 ²	-5.62481·10 ⁻¹	-5.98193·10 ⁻⁴	1.15744·10 ⁻⁶		233/550	59(r)				0.149	411.2	0.866	0.905
3	-2.61129	4.23375·10	-1.49640·10 ²	2.62210·10 ²	-2.23090·10 ²	7.37879·10	195/585		588.11		270.00	0.353			
4	-8.98005	3.91624	-9.90810	-2.19100			196/588		588.15	3.909					
C_6H_6Br Bromobenzene (Ref. 9)															
1	9.73880·10 ⁻²	4.87590·10 ²	-1.49313	1.16283·10 ⁻³			278/358	100(r)				0.043	429.2	0.668	0.901
3	2.84948	-2.30055	2.31394				298/358		670.00		484.60	0.002			
C_6H_5Cl Chlorobenzene (Ref. 9)															
1 ^g	1.06896·10 ⁻¹	5.95178·10 ²	-2.52143	4.02563·10 ⁻³	-3.10524·10 ⁻⁶	1.06813·10 ⁻⁹	278/583	50(r)				0.057	404.9	0.752	0.969
3	1.17137·10 ⁻¹	1.23712·10	-2.84464·10	2.94048·10	-1.07075·10		253/630		632.40		365.45	0.008			
5	-7.58700	2.26551	-4.09118	1.70377·10 ⁻¹			335/632		632.40	4.519					

Eq.	a_1	a_2	a_3	a_4	a_5	a_6	$T_{\text{min}}/T_{\text{max}}$ K	P_{max} MPa	T_c K	P_c MPa	ρ_c kg m ⁻³	RMSD %	T_{nbp} K	κ_T GPa ⁻¹	α_P K ⁻¹
$C_6H_5NO_2$ Nitrobenzene (Ref. 10)															
1	9.31940·10 ⁻²	6.10698·10 ²	−1.89353	1.56305·10 ⁻³			293/358	100				0.005	484.0	0.503	0.826
3	4.47929	−5.72846	4.39478				273/373		718.00		362.09	0.027			
C_6H_6 Benzene (Ref. 7)															
1	9.36560·10 ⁻²	3.28066·10 ²	2.79270·10 ⁻²	−6.54288·10 ⁻³	1.66249·10 ⁻⁵	−1.24527·10 ⁻⁸	283/499	58(r)				0.079	353.2	0.965	1.222
3	1.81679	−1.44828·10 ⁻¹	3.65168	−5.85231	3.50125		279/561		562.16		301.60	0.024			
4	−7.01433	1.55256	−1.84790	−3.71300			288/562		562.16	4.898					
C_6H_5N Aniline (Ref. 10)															
1	9.43630·10 ⁻²	7.27479·10 ²	−2.43017	2.23750·10 ⁻³			298/358	100(r)				0.043	457.3	0.467	0.830
3	2.71043	−3.14236	1.48381·10	−3.89610·10	4.62777·10	−1.91216·10	263/699		699.00		332.60	0.093			
C_6H_{12} Cyclohexane (Ref. 8)															
1	8.51590·10 ⁻²	6.06614·10 ²	−3.64438	9.15077·10 ⁻³	−1.15323·10 ⁻⁵	5.95736·10 ⁻⁹	287/523	81(r)				0.087	353.9	1.135	1.207
3	1.62642	9.95043·10 ⁻¹	−2.55766·10 ⁻¹	−8.79980·10 ⁻²	4.74534·10 ⁻¹		273/553		553.50		273.25	0.038			
5	−6.96009	1.31328	−2.75683	−2.45491			293/554		553.64	4.075					
C_6H_{14} Hexane (Ref. 4)															
1 ^h	1.05863·10 ⁻¹	4.87649·10 ²	−2.71631	5.75951·10 ⁻³	−5.74075·10 ⁻⁶	2.33450·10 ⁻⁹	223/498	200(r)				0.112	341.9	1.645	1.387
3	1.59756	1.84266	−1.72631	4.94308·10 ⁻¹	6.46314·10 ⁻¹		183/507		507.90		234.00	0.124			
4	−7.53998	1.83759	−2.54380	−3.16300			178/508		507.90	3.035					
C_6H_{14} 2-Methylpentane (Ref. 8)															
1	8.95370·10 ⁻²	3.60920·10 ²	−1.70650	2.61411·10 ⁻³	−1.30788·10 ⁻⁶		273/473	32(r)				0.272	333.4	1.793	1.430
3	5.72227	−2.82931·10	7.80587·10	−9.08956·10	3.90010·10		273/473		497.50		234.82	0.090			
5	−7.28750	1.29015	−2.97853	−2.17234			240/498		498.10	3.033					
C_6H_{14} 3-Methylpentane (Ref. 8)															
1	8.79150·10 ⁻²	2.68648·10 ²	−1.00644	9.29350·10 ⁻⁴			293/473	32(r)				0.086	336.4	1.714	1.350
3	4.03149	−1.18248·10	2.42559·10	−1.83295·10	4.33405		293/473		504.50		234.82	0.143			
5	−7.27084	1.26113	−2.81741	−2.17642			235/504		504.40	3.122					
C_6H_{14} 2,3-Dimethylbutane (Ref. 8)															
1 ⁱ	6.09940·10 ⁻²	2.88312·10 ²	−1.38880	2.23422·10 ⁻³	−1.24468·10 ⁻⁶		208/473	32(r)				0.072	331.2	1.831	1.364
3	4.23996	−1.47401·10	3.56742·10	−3.61641·10	1.37668·10		208/463		499.98		240.72	0.078			
5	−7.27870	1.56349	−3.05387	−1.57752			235/500		500.30	3.146					
$C_6H_{14}O$ 1-Hexanol (Ref. 3)															
1	9.45430·10 ⁻²	3.56654·10 ²	−9.63938·10 ⁻¹	3.19317·10 ⁻⁴	7.27932·10 ⁻⁷	−3.68450·10 ⁻¹⁰	298/503	400				0.045	430.5	0.828	0.878
3	−1.55309·10 ⁻¹	1.77262·10	−5.76007·10	9.99026·10	−8.65883·10	2.96281·10	223/607		610.70		268.00	0.191			
4	−9.49034	5.13288	−1.05817·10	−5.15400			226/611		610.70	3.470					
C_7H_8 Toluene (Ref. 7)															
1 ⁱ	1.08655·10 ⁻¹	6.58594·10 ²	−3.36063	6.79417·10 ⁻³	−6.73894·10 ⁻⁶	2.80015·10 ⁻⁹	179/583	50(r)				0.052	383.8	0.900	1.080
3	2.33057	−3.10784	1.04839·10	−1.28168·10	6.29458	−2.64550·10 ⁻¹	178/588		591.79		291.59	0.041			
5	−7.28607	1.38091	−2.83433	−2.79168			309/592		591.72	4.106					
C_7H_8O Anisole (Ref. 5)															
1	9.57370·10 ⁻²	3.76997·10 ²	−7.76199·10 ⁻¹				298/353	196				0.032	426.9	0.657	0.949
3	2.32023	−1.28589	1.68888				273/353		645.60		335.84	0.031			
C_7H_{14} Cycloheptane (Ref. 8)															
1	9.09350·10 ⁻²	3.25145·10 ²	−8.81409·10 ⁻¹	4.29576·10 ⁻⁴			294/393	40(r)				0.041	391.6	0.904	1.062
2	1.06207·10 ³	−8.56800·10 ⁻¹					298/353					0.003			
C_7H_{16} Heptane (Ref. 4)															
1 ^k	8.14360·10 ⁻²	5.31891·10 ²	−3.38490	9.42976·10 ⁻³	−1.36183·10 ⁻⁵	8.10257·10 ⁻⁹	198/511	150(r)				0.153	371.6	1.429	1.251
3	1.33159	3.30092	−4.50961	2.76549			183/538		540.11		236.00	0.377			
4	−7.77404	1.85614	−2.82980	−3.50700			183/540		540.15	2.735					
C_8H_{10} o-Xylene (Ref. 7)															
1	8.02720·10 ⁻²	4.52200·10 ²	−1.81150	2.45174·10 ⁻³	−1.15349·10 ⁻⁶		257/598	51(r)				0.082	417.6	0.806	0.944
3	1.93903	6.93214·10 ⁻¹	−5.52518·10 ⁻¹	7.42481·10 ⁻¹			248/628		630.30		287.72	0.006			
5	−7.53357	1.40968	−3.10985	−2.85992			337/630		630.25	3.733					
C_8H_{10} m-Xylene (Ref. 7)															
1	8.13550·10 ⁻²	5.95204·10 ²	−3.17132	6.99286·10 ⁻³	−7.69418·10 ⁻⁶	3.47267·10 ⁻⁹	230/598	20(r)				0.054	412.3	0.857	0.987
3	1.96653	7.70424·10 ⁻¹	−8.14622·10 ⁻¹	9.44937·10 ⁻¹			225/613		617.05		282.36	0.007			
5	−7.59222	1.39441	−3.22746	−2.40376			332/617		616.97	3.537					
C_8H_{10} p-Xylene (Ref. 7)															
1	8.45420·10 ⁻²	4.38870·10 ²	−1.77395	2.41453·10 ⁻³	−1.13719·10 ⁻⁶		288/598	51(r)				0.076	411.5	0.894	1.003
3	2.01680	6.60504·10 ⁻¹	−7.70676·10 ⁻¹	9.97453·10 ⁻¹			286/603		616.20		280.13	0.005			
5	−7.63495	1.50724	−3.19678	−2.78710			331/616		616.15	3.513					
C_8H_{16} Cyclooctane (Ref. 8)															
1	8.66040·10 ⁻²	3.85135·10 ²	−1.19668	9.00890·10 ⁻⁴			314/394	40				0.026	422.2	0.798	0.960
3	1.25843	1.53566					293/394		647.20		273.70	0.040			

Eq.	a_1	a_2	a_3	a_4	a_5	a_6	T_{\min}/T_{\max} K	P_{\max} MPa	T_c K	P_c MPa	ρ_c kg m ⁻³	RMSD %	T_{exp} K	κ_T GPa ⁻¹	α_P K ⁻¹
C_8H_{18} Octane (Ref. 4)															
1 ^a	1.09943·10 ⁻¹	1.17639·10 ³	-1.02441·10	3.73444·10 ⁻²	-6.42362·10 ⁻⁵	4.23381·10 ⁻⁸	248/393	108(r)				0.069	398.8	1.255	1.158
3	1.96977	-1.10062	6.36417	-8.69348	4.42005		216/563		568.91		237.00	0.221			
4	-8.04937	2.03865	-3.31200	-3.64800			216/569		568.95	2.490					
$C_8H_{18}O$ 1-Octanol (Ref. 3)															
1	9.39730·10 ⁻²	5.22871·10 ²	-1.99322	2.56178·10 ⁻³	-1.13255·10 ⁻⁶		283/623	79(r)				0.177	468.3	0.743	0.844
3	-3.53373	5.48581·10	-1.99653·10 ²	3.45797·10 ²	-2.85030·10 ²	9.05445·10	258/643		652.50		266.00	0.262			
4	-1.00144·10	5.90629	-1.04026·10	-9.04800			258/653		652.50	2.860					
C_9H_{12} Mesitylene (Ref. 7)															
1	8.84360·10 ⁻²	4.00368·10 ²	-1.18616	7.38886·10 ⁻⁴			238/362	200				0.056	437.9	0.786	0.944
3	1.23001·10	-3.23171·10	3.37700·10	-1.06994·10			238/353		637.25		277.59	0.012			
C_9H_{20} Nonane (Ref. 4)															
1 ^m	1.04176·10 ⁻¹	6.60874·10 ²	-3.94793	9.86964·10 ⁻³	-1.23014·10 ⁻⁵	6.27200·10 ⁻⁹	248/511	65(r)				0.064	424.0	1.125	1.088
3	1.92778	9.30219·10 ⁻¹	-1.33413	1.39282			223/511		594.90		238.00	0.078			
4	-8.32886	2.25707	-3.82570	-3.73200			220/595		594.90	2.290					
$C_{10}H_{22}$ Decane (Ref. 4)															
1 ⁿ	7.76110·10 ⁻²	5.12895·10 ²	-2.98749	7.58178·10 ⁻³	-9.71758·10 ⁻⁶	5.01670·10 ⁻⁹	248/503	200(r)				0.079	447.3	1.096	1.042
3	3.29139·10 ⁻¹	7.36434	-9.98510	5.28361			243/511		617.61		239.00	0.108			
4	-8.60643	2.44659	-4.29250	-3.90800			244/618		617.65	2.105					
$C_{11}H_{24}$ Undecane (Ref. 4)															
1 ^o	9.36240·10 ⁻²	9.78153·10 ³	-1.13416·10 ²	4.97036·10 ⁻¹	-9.65143·10 ⁻⁴	6.97765·10 ⁻⁷	258/423	50/500				0.044	469.1	1.078	0.998
3	-2.75532·10 ⁻¹	9.28503	-1.19923·10	5.96957			258/473		638.81		240.00	0.069			
$C_{12}H_{26}$ Dodecane (Ref. 4)															
1	9.0545010 ⁻²	9.00366·10 ³	-1.03134·10 ²	4.49084·10 ⁻¹	-8.70464·10 ⁻⁴	6.31007·10 ⁻⁷	268/393	20/442				0.083	489.5	0.998	0.977
3	-3.04946·10 ⁻²	8.32535	-1.08268·10	5.55178			263/483		658.60		240.00	0.055			
$C_{13}H_{28}$ Tridecane (Ref. 4)															
1	8.79880·10 ⁻²	3.53129·10 ²	-1.17372	1.00334·10 ⁻³			303/473	500				0.080	508.6	0.951	0.947
3	2.52779	-1.64864	2.10099				265/473		676.00		240.00	0.139			
$C_{14}H_{30}$ Tetradecane (Ref. 4)															
1	9.01310·10 ⁻²	2.44902·10 ²	-4.92510·10 ⁻¹				293/358	50/367				0.040	526.7	0.918	0.924
3	3.50992	-4.09768	3.61064				279/372		693.00		241.00	0.050			
$C_{15}H_{32}$ Pentadecane (Ref. 4)															
1	8.85030·10 ⁻²	4.04942·10 ²	-1.37693	1.25370·10 ⁻³			311/408	69/655				0.048	543.8	0.835	0.882
3	1.08801	1.82524					288/408		708.00		241.00	0.038			
$C_{16}H_{34}$ Hexadecane (Ref. 4)															
1	9.05120·10 ⁻²	-6.87292·10 ²	8.07128	-2.59370·10 ⁻²	2.60661·10 ⁻⁵		293/393	10/451				0.047	560.0	0.866	0.889
3	2.61306	-1.99964	2.40011				293/490		722.00		241.00	0.035			

^a $b_1 = -5.322 \cdot 10^{-5}$ ^b $b_1 = -4.588 \cdot 10^{-5}$ ^c Additional term $a_7(1 - T_r)^{(7/3)}$ is included in Eq. 3 with $a_7 = -1.04344 \cdot 10^2$ ^d $b_1 = -3.058 \cdot 10^{-5}$ ^e $b_1 = -3.268 \cdot 10^{-5}$ ^f $b_1 = -3.788 \cdot 10^{-5}$ ^g $b_1 = -3.690 \cdot 10^{-5}$ ^h $b_1 = -4.522 \cdot 10^{-5}$ ⁱ $b_1 = 4.085 \cdot 10^{-5}$ ^j $b_1 = -5.004 \cdot 10^{-5}$ ^k $b_1 = 7.924 \cdot 10^{-5}$, $c_1 = -1.513 \cdot 10^{-7}$ ^l $b_1 = -5.741 \cdot 10^{-5}$ ^m $b_1 = -2.960 \cdot 10^{-5}$ ⁿ $b_1 = 2.778 \cdot 10^{-5}$ ^o $b_1 = -1.105 \cdot 10^{-5}$

VOLUMETRIC PROPERTIES OF AQUEOUS SODIUM CHLORIDE SOLUTIONS

This table gives the following properties of aqueous solutions of NaCl as a function of temperature and concentration:

All data refer to a pressure of 100 kPa (1 bar). The reference gives properties over a wider range of temperature and pressure.

Specific volume v (reciprocal of density) in cm^3/g
 Isothermal compressibility $\kappa_T = -(1/v)(\partial v/\partial P)_T$ in GPa^{-1}
 Cubic expansion coefficient $\alpha_v = (1/v)(\partial v/\partial T)_P$ in K^{-1}

Reference

Rogers, P. S. Z., and Pitzer, K. S., *J. Phys. Chem. Ref. Data* 11, 15, 1982.

$t/^\circ\text{C}$	Molality in mol/kg								
	0.100	0.250	0.500	0.750	1.000	2.000	3.000	4.000	5.000
Specific volume v in cm^3/g									
0	0.995732	0.989259	0.978889	0.968991	0.959525	0.925426	0.896292	0.870996	0.848646
10	0.995998	0.989781	0.979804	0.970256	0.961101	0.927905	0.899262	0.874201	0.851958
20	0.997620	0.991564	0.981833	0.972505	0.963544	0.930909	0.902565	0.877643	0.855469
25	0.998834	0.992832	0.983185	0.973932	0.965038	0.932590	0.904339	0.879457	0.857301
30	1.000279	0.994319	0.984735	0.975539	0.966694	0.934382	0.906194	0.881334	0.859185
40	1.003796	0.997883	0.988374	0.979243	0.970455	0.938287	0.910145	0.885276	0.863108
50	1.008064	1.002161	0.992668	0.983551	0.974772	0.942603	0.914411	0.889473	0.867241
60	1.0130	1.0071	0.9976	0.9885	0.9797	0.9474	0.9191	0.8940	0.8716
70	1.0186	1.0127	1.0031	0.9939	0.9851	0.9526	0.9240	0.8987	0.8762
80	1.0249	1.0188	1.0092	0.9999	0.9909	0.9581	0.9293	0.9037	0.8809
90	1.0317	1.0256	1.0157	1.0063	0.9972	0.9640	0.9348	0.9089	0.8858
100	1.0391	1.0329	1.0228	1.0133	1.0040	0.9703	0.9406	0.9144	0.8910
Isothermal compressibility κ_T in GPa^{-1}									
0	0.503	0.492	0.475	0.459	0.443	0.389	0.346	0.315	0.294
10	0.472	0.463	0.449	0.436	0.423	0.377	0.341	0.313	0.294
20	0.453	0.446	0.433	0.422	0.411	0.371	0.338	0.313	0.294
25	0.447	0.440	0.428	0.417	0.407	0.369	0.337	0.313	0.294
30	0.443	0.436	0.425	0.414	0.404	0.367	0.337	0.313	0.294
40	0.438	0.432	0.421	0.411	0.401	0.367	0.338	0.315	0.296
50	0.438	0.431	0.421	0.411	0.402	0.369	0.340	0.317	0.299
60	0.44	0.44	0.43	0.42	0.41	0.38	0.35	0.32	0.30
70	0.45	0.44	0.43	0.42	0.42	0.38	0.36	0.33	0.31
80	0.46	0.45	0.44	0.43	0.43	0.39	0.37	0.34	0.32
90	0.47	0.47	0.46	0.45	0.44	0.41	0.38	0.35	0.33
100	0.49	0.48	0.47	0.46	0.45	0.42	0.39	0.37	0.34
Cubic expansion coefficient α_v in K^{-1}									
0	-0.058	-0.026	0.024	0.069	0.110	0.237	0.313	0.355	
10	0.102	0.123	0.156	0.186	0.213	0.297	0.349	0.380	
20	0.218	0.232	0.254	0.274	0.292	0.349	0.384	0.406	
25	0.267	0.278	0.296	0.312	0.327	0.373	0.401	0.420	
30	0.311	0.320	0.334	0.347	0.359	0.395	0.418	0.433	
40	0.389	0.394	0.402	0.410	0.417	0.438	0.451	0.460	
50	0.458	0.460	0.464	0.467	0.470	0.479	0.484	0.486	
60	0.52	0.52	0.52	0.52	0.52	0.52	0.52	0.52	
70	0.58	0.58	0.58	0.57	0.57	0.56	0.55	0.54	
80	0.64	0.63	0.63	0.62	0.61	0.60	0.58	0.56	
90	0.69	0.68	0.67	0.67	0.66	0.63	0.61	0.59	
100	0.74	0.73	0.72	0.71	0.70	0.66	0.64	0.61	

PROPERTIES OF CRYOGENIC FLUIDS

Eric W. Lemmon

This table gives physical and thermodynamic properties of ten cryogenic fluids. The properties are:

M	Molar mass
T_t	Triple-point temperature
P_t	Triple-point pressure
$\rho_t(l)$	Liquid density at the triple point
$\Delta_{\text{fus}}H @ T_t$	Enthalpy of fusion at the triple point
T_b	Normal boiling point at a pressure of 101.325 kPa (760 mmHg)
$\Delta_{\text{vap}}H @ T_b$	Enthalpy of vaporization at the normal boiling point
$\rho @ T_b$	Density at the normal boiling point for the liquid (l) or vapor (v)
$C_p @ T_b$	Heat capacity at constant pressure at the normal boiling point for the liquid (l) or vapor (v)
$u @ T_b$	Speed of sound at the normal boiling point for the liquid (l) or vapor (v)
T_c	Critical temperature
P_c	Critical pressure
ρ_c	Critical density

All properties except the heat of fusion are calculated from the REFPROP program, see Reference 4. Temperatures are listed on the ITS-90 scale, except those values for neon and oxygen that are obtained from older equations of state based on the IPTS-68 temperature scale. The references for all fluids except air, helium, neon, krypton, and xenon are given in the *Thermophysical Properties of Fluids* table. The properties of hydrogen are given for the para form of the molecule (see the Leachman et al. reference for details).

The triple-point temperature of air is the solidification temperature of the liquid (see Reference 2 for details). The boiling-point temperature for air is the bubble-point temperature (i.e., the temperature at which boiling begins as the pressure of the liquid is lowered). The dew-point (vapor) properties of air at 101.325 kPa are calculated at a temperature of 81.72 K; the liquid and vapor properties of these two state points are not in equilibrium. The triple-point properties of helium are given at the temperature of the lambda line (change from normal-to-superfluid helium) for the saturated-liquid state.

References

1. Katti, R., Jacobsen, R. T., Stewart, R. B., and Jahangiri, M., Thermodynamic Properties of Neon for Temperatures from the Triple Point to 700 K at Pressures to 700 MPa, *Adv. Cryo. Eng.* 31, 1189, 1986.
2. Lemmon, E. W., Jacobsen, R. T., Penoncello, S. G., and Friend, D. G., Thermodynamic Properties of Air and Mixtures of Nitrogen, Argon, and Oxygen from 60 to 2000 K at Pressures to 2000 MPa, *J. Phys. Chem. Ref. Data* 29, 331, 2000.
3. Lemmon, E. W., and Span, R., Short Fundamental Equations of State for 20 Industrial Fluids, *J. Chem. Eng. Data* 51, 785, 2006.
4. Lemmon, E. W., Huber, M. L., and McLinden, M. O., NIST Standard Reference Database 23: Reference Fluid Thermodynamic and Transport Properties-REFPROP, Version 9.0, National Institute of Standards and Technology, Standard Reference Data Program, Gaithersburg, Maryland, 2010 (www.nist.gov/srd/nist23.cfm).
5. Ortiz-Vega, D. O., Hall, K. R., Arp, V. D., and Lemmon, E. W., Interim Helium Equation, to be published in *Int. J. Thermophys.*, 2011.

Property	Units	Air	N ₂	O ₂	H ₂	He	Ne	Ar	Kr	Xe	CH ₄
M	g mol ⁻¹	28.9655	28.0134	31.9988	2.01588	4.0026	20.1797	39.948	83.798	131.293	16.0428
T_t	K	59.75	63.151	54.361	13.8033	2.1768	24.556	83.8058	115.775	161.405	90.6941
P_t	kPa	5.265	12.52	0.1463	7.041	5.043	43.37	68.89	73.53	81.77	11.70
$\rho_t(l)$	g cm ⁻³	0.9578	0.8672	1.306	0.07698	0.1459	1.252	1.417	2.447	2.966	0.4515
$\Delta_{\text{fus}}H @ T_t$	J g ⁻¹		25.3	13.7	59.5		16.8	28.0	16.3	13.8	58.41
T_b	K	78.903	77.355	90.188	20.271	4.222	27.104	87.302	119.735	165.051	111.667
$\Delta_{\text{vap}}H @ T_b$	J g ⁻¹	204.8	199.2	213.1	446.1	20.91	85.75	161.1	107.1	95.59	510.8
$\rho(l) @ T_b$	g cm ⁻³	0.8752	0.8061	1.141	0.07083	0.1250	1.207	1.395	2.417	2.942	0.4224
$\rho(v) @ T_b$	g dm ⁻³	4.497	4.612	4.467	1.339	16.70	9.577	5.774	8.818	10.01	1.816
$C_p(l) @ T_b$	J g ⁻¹ K ⁻¹	1.933	2.041	1.699	9.729	5.105	1.862	1.117	0.5198	0.3393	3.481
$C_p(v) @ T_b$	J g ⁻¹ K ⁻¹	1.090	1.124	0.9707	12.03	9.327	1.415	0.5658	0.2748	0.1751	2.218
$u(l) @ T_b$	m s ⁻¹	865.5	851.4	904.3	1111	177.3	594.1	838.3	682.5	643.1	1338
$u(v) @ T_b$	m s ⁻¹	177.1	174.8	177.5	355.0	101.5	126.6	170.9	137.9	129.4	271.5
T_c	K	132.5306	126.192	154.581	32.938	5.1953	44.4918	150.687	209.48	289.733	190.564
P_c	MPa	3.7860	3.3958	5.0430	1.2858	0.22746	2.6786	4.8630	5.5250	5.8420	4.5992
ρ_c	g cm ⁻³	0.3426	0.3133	0.4361	0.03132	0.06958	0.4819	0.5356	0.9092	1.103	0.1627

PROPERTIES OF LIQUID HELIUM

The following data were obtained by a critical evaluation of all existing experimental measurements on liquid helium, using a fitting procedure described in the reference. All values refer to liquid helium at saturated vapor pressure; temperatures are on the ITS-90 scale. Several properties show a singularity at the lambda point (2.1768 K).

p : vapor pressure

ρ : density

C_s : molar heat capacity

$\Delta_{\text{vap}}H$: molar enthalpy of vaporization

ϵ : relative permittivity (dielectric constant)

σ : surface tension

α_v : cubic expansion coefficient

η : viscosity

λ : thermal conductivity

Reference

Donnelly, R. J., and Barenghi, C. F., *J. Phys. Chem. Ref. Data* 27, 1217, 1998.

T/K	p/kPa	$\rho/\text{g cm}^{-3}$	$C_s/\text{J mol}^{-1} \text{K}^{-1}$	$\Delta_{\text{vap}}H/\text{J mol}^{-1}$	ϵ	$\sigma/\text{mN m}^{-1}$	$10^3\alpha_v/\text{K}^{-1}$	$\eta/\mu\text{Pa s}$	$\lambda/\text{W cm}^{-1} \text{K}^{-1}$
0.0		0.1451397	0	59.83	1.057255		0.000		
0.5		0.1451377	0.010	70.24	1.057254	0.3530	0.107		
1.0	0.01558	0.1451183	0.415	80.33	1.057246	0.3471	0.309	3.873	
1.5	0.4715	0.1451646	4.468	89.35	1.057265	0.3322	-2.36	1.346	
2.0	3.130	0.1456217	21.28	93.07	1.057449	0.3021	-12.2	1.468	
2.5	10.23	0.1448402	9.083	92.50	1.057135	0.2623	39.4	3.259	0.1497
3.0	24.05	0.1412269	9.944	94.11	1.055683	0.2161	61.5	3.517	0.1717
3.5	47.05	0.1360736	12.37	92.84	1.053615	0.1626	88.7	3.509	0.1868
4.0	81.62	0.1289745	15.96	87.00	1.050770	0.1095	129	3.319	0.1965
4.5	130.3	0.1188552	21.8	75.86	1.046725	0.0609	211		
5.0	196.0		44.7	47.67		0.0157			

PROPERTIES OF REFRIGERANTS

This table gives physical properties of compounds that have been used as working fluids in traditional refrigeration systems or are under consideration as replacements in newer systems. Some are also used as solvents and blowing agents. Many of the compounds listed are believed to be less harmful to the environment than the traditional halocarbon refrigerants.

Compounds are listed by their ASHRAE standard refrigerant designations (Reference 1), which appear in the first column. These codes are often prefixed by symbols such as CFC- (for chlorofluorocarbon), HCFC- (for hydrochlorofluorocarbon), or simply R- (for refrigerant). The “R” number assigned to refrigerants is specified by ANSI/ASHRAE Standard 34. This system is most useful for the hydrocarbons and halocarbons with one to three carbons; for such molecules the chemical composition can be determined from the number and vice versa. The first digit on the far right is the number of fluorine atoms in the compound. The second digit from the right is one more than the number of hydrogen atoms. The third digit from the right is one less than the number of carbon atoms; for single-carbon compounds, this digit is omitted. The fourth digit from the right is equal to the number of unsaturated carbon-carbon bonds; for saturated compounds, this digit is omitted. The number of bromine and iodine atoms is indicated, if needed, by appending “Br” or “I” to the digits specified by the above rules, where “n” is the number of bromine or iodine atoms. All atoms not specified by the above are assumed to be chlorine. Appended lowercase letter(s) designate different isomers. Additional rules are used to specify cyclic compounds, ethers, inorganic fluids (R700- and R7000-series), miscellaneous organic compounds (R600-series), and blends (R400- and R500-series).

The properties tabulated are

t_m	normal melting point in °C
t_b	normal boiling point in °C (at 101.325 kPa or 760 mmHg)
t_c	critical temperature in °C
TLV	Threshold Limit Value, which is the maximum safe concentration in air in the workplace, expressed as the time-weighted average (TWA) in parts per million by volume, over an 8-hr workday and 40-hr workweek.

Many of the critical temperatures and normal boiling points have been calculated from the equations of state described in References 9 and 10. These values differ slightly in some cases (generally no more than about 0.1 °C) from values elsewhere in this book, but the differences are probably within the experimental uncertainty. Further references and additional data on the critical properties may be found in the table “Critical Constants” in this Section.

References

- ASHRAE (2007). ANSI/ASHRAE Standard 34-2007 Designation and Safety Classification of Refrigerants, American Society of Heating, Refrigerating and Air-Conditioning Engineers, Atlanta, GA.
- ASHRAE *Fundamentals Handbook 2001*, Chapter 19, Refrigerants, American Society of Heating, Refrigerating, and Air-Conditioning Engineers, Atlanta, GA, 2001.
- Platzer, B., Polt, A., and Mauer, G., *Thermophysical Properties of Refrigerants*, Springer, Berlin, 1990.
- Sako, T., Sato, M., Nakazawa, N., Oowa, M., Yasumoto, M., Ito, H., and Yamashita, S., *J. Chem. Eng. Data* 41, 802, 1996.
- Schmidt, J. W., Carrillo-Nava, E., and Moldover, M. R., *Fluid Phase Equilib.* 122, 187, 1996.
- Salvi-Narkhede, M., Wang, B.-H., Adcock, J. L., and Van Hook, W. A., *J. Chem. Thermodyn.* 24, 1065, 1992.
- Fialho, P. S., and Nieto de Castro, C. A., *Int. J. Thermophys.* 21, 385, 2000.
- Daubert, T. E., Danner, R. P., Sibul, H. M., and Stebbins, C. C., *Physical and Thermodynamic Properties of Pure Compounds: Data Compilation*, extant 2002 (core with supplements), Taylor & Francis, Bristol, PA.
- McLinden, M.O., Lemmon, E.W., and Huber, M.L., The REFPROP Database for the Thermophysical Properties of Refrigerants, 21st International Congress of Refrigeration, Washington D.C., International Institute of Refrigeration, Paper ICR0443, 2003.
- Lemmon, E.W., Huber, M.L., and McLinden, M.O., NIST Standard Reference Database 23: Reference Fluid Thermodynamic and Transport Properties - REFPROP, Version 9.0, National Institute of Standards and Technology, Standard Reference Data Program, Gaithersburg, MD, 2010 (www.nist.gov/srd/nist23.cfm).

Code	Name	Molecular Formula	CAS Reg. No.	t_m /°C	t_b /°C	t_c /°C	TLV/ppm
10	Tetrachloromethane	CCl ₄	56-23-5	-22.62	76.8	283.4	5
11	Trichlorofluoromethane	CCl ₃ F	75-69-4	-110.47	23.71	197.96	1000
12	Dichlorodifluoromethane	CCl ₂ F ₂	75-71-8	-157.05	-29.75	111.97	1000
12B1	Bromochlorodifluoromethane	CBrClF ₂	353-59-3	-159.5	-3.7	153.73	
12B2	Dibromodifluoromethane	CBr ₂ F ₂	75-61-6	-110.1	22.76	198.1	100
13	Chlorotrifluoromethane	CClF ₃	75-72-9	-181.15	-81.48	28.85	
13B1	Bromotrifluoromethane	CBrF ₃	75-63-8	-172	-57.8	67.0	1000
14	Tetrafluoromethane	CF ₄	75-73-0	-183.61	-128.05	-45.64	
20	Trichloromethane	CHCl ₃	67-66-3	-63.41	61.17	263.2	10
21	Dichlorofluoromethane	CHCl ₂ F	75-43-4	-130.35	8.86	178.33	10
22	Chlorodifluoromethane	CHClF ₂	75-45-6	-157.42	-40.81	96.15	1000
22B1	Bromodifluoromethane	CHBrF ₂	1511-62-2	-145	-14.6	138.83	
23	Trifluoromethane	CHF ₃	75-46-7	-155.13	-82.02	26.14	
30	Dichloromethane	CH ₂ Cl ₂	75-09-2	-97.2	40	237	50

Code	Name	Molecular Formula	CAS Reg. No.	$t_m/^\circ\text{C}$	$t_b/^\circ\text{C}$	$t_c/^\circ\text{C}$	TLV/ ppm
31	Chlorofluoromethane	CH_2ClF	593-70-4	-135.1	-9.1	154	
32	Difluoromethane	CH_2F_2	75-10-5	-136.81	-51.65	78.11	
40	Chloromethane	CH_3Cl	74-87-3	-97.7	-24.09	143.10	50
41	Fluoromethane	CH_3F	593-53-3	-143.33	-78.31	44.13	
50	Methane	CH_4	74-82-8	-182.43	-161.48	-82.59	1000
110	Hexachloroethane	C_2Cl_6	67-72-1	186.8	184.7 sp	422	1
111	Pentachlorofluoroethane	$\text{C}_2\text{Cl}_5\text{F}$	354-56-3	101.3	138		
112	1,1,2,2-Tetrachloro-1,2-difluoroethane	$\text{C}_2\text{Cl}_4\text{F}_2$	76-12-0	24.8	92.8	278	50
112a	1,1,1,2-Tetrachloro-2,2-difluoroethane	$\text{C}_2\text{Cl}_4\text{F}_2$	76-11-9	41.0	92.8		100
113	1,1,2-Trichloro-1,2,2-trifluoroethane	$\text{C}_2\text{Cl}_3\text{F}_3$	76-13-1	-36.22	47.59	214.06	1000
113a	1,1,1-Trichloro-2,2,2-trifluoroethane	$\text{C}_2\text{Cl}_3\text{F}_3$	354-58-5	14.37	45.5	209.7	
114	1,2-Dichloro-1,1,2,2-tetrafluoroethane	$\text{C}_2\text{Cl}_2\text{F}_4$	76-14-2	-92.52	3.59	145.68	1000
114a	1,1-Dichloro-1,2,2,2-tetrafluoroethane	$\text{C}_2\text{Cl}_2\text{F}_4$	374-07-2	-56.6	3.4	145.4	
114B2	1,2-Dibromotetrafluoroethane	$\text{C}_2\text{Br}_2\text{F}_4$	124-73-2	-110.32	47.35	214.6	
115	Chloropentafluoroethane	C_2ClF_5	76-15-3	-99.4	-39.22	79.95	1000
116	Hexafluoroethane	C_2F_6	76-16-4	-100.05	-78.09	19.88	
120	Pentachloroethane	C_2HCl_5	76-01-7	-28.78	162.0		
121	1,1,2,2-Tetrachloro-1-fluoroethane	$\text{C}_2\text{HCl}_4\text{F}$	354-14-3	-82.6	116.7		
121a	1,1,1,2-Tetrachloro-2-fluoroethane	$\text{C}_2\text{HCl}_4\text{F}$	354-11-0	-95.3	117.1		
122	1,2,2-Trichloro-1,1-difluoroethane	$\text{C}_2\text{HCl}_3\text{F}_2$	354-21-2	-140	71.9		
122a	1,2,2-Trichloro-1,2-difluoroethane	$\text{C}_2\text{HCl}_3\text{F}_2$	354-15-4	-174	72.5		
122b	1,1,1-Trichloro-2,2-difluoroethane	$\text{C}_2\text{HCl}_3\text{F}_2$	354-12-1		73		
123	2,2-Dichloro-1,1,1-trifluoroethane	$\text{C}_2\text{HCl}_2\text{F}_3$	306-83-2	-107.15	27.82	183.68	
123a	1,2-Dichloro-1,1,2-trifluoroethane	$\text{C}_2\text{HCl}_2\text{F}_3$	354-23-4	-78	29.5	188.4	
124	1-Chloro-1,2,2,2-tetrafluoroethane	C_2HClF_4	2837-89-0	-199.15	-11.96	122.28	
124a	1-Chloro-1,1,2,2-tetrafluoroethane	C_2HClF_4	354-25-6	-117	-11.7	126.7	
125	Pentafluoroethane	C_2HF_5	354-33-6	-100.63	-48.09	66.02	
E125	Trifluoromethyl difluoromethyl ether	$\text{C}_2\text{HF}_5\text{O}$	3822-68-2	-157	-38	80.8	
130	1,1,2,2-Tetrachloroethane	$\text{C}_2\text{H}_2\text{Cl}_4$	79-34-5	-42.4	145.2	388.00	1
131	1,1,2-Trichloro-2-fluoroethane	$\text{C}_2\text{H}_2\text{Cl}_3\text{F}$	359-28-4		102.4		
132	1,2-Dichloro-1,2-difluoroethane	$\text{C}_2\text{H}_2\text{Cl}_2\text{F}_2$	431-06-1	-101.2	59.6		
132b	1,2-Dichloro-1,1-difluoroethane	$\text{C}_2\text{H}_2\text{Cl}_2\text{F}_2$	1649-08-7	-101.2	46.2		
133	1-Chloro-1,2,2-trifluoroethane	$\text{C}_2\text{H}_2\text{ClF}_3$	431-07-2		17.3		
133a	2-Chloro-1,1,1-trifluoroethane	$\text{C}_2\text{H}_2\text{ClF}_3$	75-88-7	-105.5	6.1	151.86	
133b	1-Chloro-1,1,2-trifluoroethane	$\text{C}_2\text{H}_2\text{ClF}_3$	421-04-5		12		
134	1,1,2,2-Tetrafluoroethane	$\text{C}_2\text{H}_2\text{F}_4$	359-35-3	-89	-19.9	118.59	
134a	1,1,1,2-Tetrafluoroethane	$\text{C}_2\text{H}_2\text{F}_4$	811-97-2	-103.3	-26.07	101.06	
E134	Bis(difluoromethyl) ether	$\text{C}_2\text{H}_2\text{F}_4\text{O}$	1691-17-4		2	147.10	
140	1,1,2-Trichloroethane	$\text{C}_2\text{H}_3\text{Cl}_3$	79-00-5	-36.3	113.8	329	10
140a	1,1,1-Trichloroethane	$\text{C}_2\text{H}_3\text{Cl}_3$	71-55-6	-30.01	74.09	272	350
141	1,2-Dichloro-1-fluoroethane	$\text{C}_2\text{H}_3\text{Cl}_2\text{F}$	430-57-9	-60	73.8		
141b	1,1-Dichloro-1-fluoroethane	$\text{C}_2\text{H}_3\text{Cl}_2\text{F}$	1717-00-6	-103.47	32.05	204.35	
142	1-Chloro-2,2-difluoroethane	$\text{C}_2\text{H}_3\text{ClF}_2$	338-65-8		35.1		
142b	1-Chloro-1,1-difluoroethane	$\text{C}_2\text{H}_3\text{ClF}_2$	75-68-3	-130.43	-9.12	137.11	
143	1,1,2-Trifluoroethane	$\text{C}_2\text{H}_3\text{F}_3$	430-66-0	-84	3.7	156.6	
143a	1,1,1-Trifluoroethane	$\text{C}_2\text{H}_3\text{F}_3$	420-46-2	-111.81	-47.24	72.71	
143m	Methyl trifluoromethyl ether	$\text{C}_2\text{H}_3\text{F}_3\text{O}$	421-14-7	-149	-23.66	104.77	
E143a	2,2,2-Trifluoroethyl methyl ether	$\text{C}_3\text{H}_5\text{F}_3\text{O}$	460-43-5		31.62	175.83	
150	1,2-Dichloroethane	$\text{C}_2\text{H}_4\text{Cl}_2$	107-06-2	-35.7	83.5	288	10
150a	1,1-Dichloroethane	$\text{C}_2\text{H}_4\text{Cl}_2$	75-34-3	-96.9	57.3	250	100
151	1-Chloro-2-fluoroethane	$\text{C}_2\text{H}_4\text{ClF}$	762-50-5		52.8		

Code	Name	Molecular Formula	CAS Reg. No.	$t_m/^\circ\text{C}$	$t_b/^\circ\text{C}$	$t_c/^\circ\text{C}$	TLV/ ppm
151a	1-Chloro-1-fluoroethane	$\text{C}_2\text{H}_4\text{ClF}$	1615-75-4		16.2		
152	1,2-Difluoroethane	$\text{C}_2\text{H}_4\text{F}_2$	624-72-6		26		
152a	1,1-Difluoroethane	$\text{C}_2\text{H}_4\text{F}_2$	75-37-6	-118.59	-24.02	113.26	
160	Chloroethane	$\text{C}_2\text{H}_5\text{Cl}$	75-00-3	-138.4	12.3	187.2	100
161	Fluoroethane	$\text{C}_2\text{H}_5\text{F}$	353-36-6	-143.2	-37.7	102.16	
170	Ethane	C_2H_6	74-84-0	-182.77	-88.58	32.17	1000
E170	Dimethyl ether	$\text{C}_2\text{H}_6\text{O}$	115-10-6	-141.50	-24.81	127.15	
216ca	1,3-Dichloro-1,1,2,2,3,3-hexafluoropropane	$\text{C}_3\text{Cl}_2\text{F}_6$	662-01-1	-125.4	35.7	180	
218	Perfluoropropane	C_3F_8	76-19-7	-147.70	-36.79	71.87	
227ca2	Trifluoromethyl 1,1,2,2-tetrafluoroethyl ether	$\text{C}_3\text{HF}_7\text{O}$	2356-61-8	-141	-3	114.63	
227ea	1,1,1,2,3,3,3-Heptafluoropropane	C_3HF_7	431-89-0	-126.80	-16.34	101.75	
227me	Trifluoromethyl 1,2,2,2-tetrafluoroethyl ether	$\text{C}_3\text{HF}_7\text{O}$	2356-62-9		-9.6		
236ea	1,1,1,2,3,3-Hexafluoropropane	$\text{C}_3\text{H}_2\text{F}_6$	431-63-0		6.20	139.29	
236fa	1,1,1,3,3,3-Hexafluoropropane	$\text{C}_3\text{H}_2\text{F}_6$	690-39-1	-93.63	-1.44	124.92	
236me	1,2,2,2-Tetrafluoroethyl difluoromethyl ether	$\text{C}_3\text{H}_2\text{F}_6\text{O}$	57041-67-5		23.35	155.80	
245ca	1,1,2,2,3-Pentafluoropropane	$\text{C}_3\text{H}_3\text{F}_5$	679-86-7		25.13	174.42	
245cb	1,1,1,2,2-Pentafluoropropane	$\text{C}_3\text{H}_3\text{F}_5$	1814-88-6		-17.4	106.96	
245fa	1,1,1,3,3-Pentafluoropropane	$\text{C}_3\text{H}_3\text{F}_5$	460-73-1	-102.10	15.14	154.01	
245mc	Methyl pentafluoroethyl ether	$\text{C}_3\text{H}_3\text{F}_5\text{O}$	22410-44-2		5.59	133.65	
245mf	Difluoromethyl 2,2,2-trifluoroethyl ether	$\text{C}_3\text{H}_3\text{F}_5\text{O}$	1885-48-9		29.24	170.84	
245qc	Difluoromethyl 1,1,2-trifluoroethyl ether	$\text{C}_3\text{H}_3\text{F}_5\text{O}$	69948-24-9		43.1		
254pc	Methyl 1,1,2,2-tetrafluoroethyl ether	$\text{C}_3\text{H}_4\text{F}_4\text{O}$	425-88-7	-107	37.1		
290	Propane	C_3H_8	74-98-6	-187.62	-42.11	96.74	1000
C316	1,2-Dichloro-1,2,3,3,4,4-hexafluorocyclobutane	$\text{C}_4\text{Cl}_2\text{F}_6$	356-18-3	-24.2	59.5	224	
C317	1-Chloro-1,2,2,3,3,4,4-heptafluorocyclobutane	C_4ClF_7	377-41-3	-39.1	25		
C318	Perfluorocyclobutane	C_4F_8	115-25-3	-40.19	-5.9	115.31	
347mcc	Perfluoropropyl methyl ether	$\text{C}_4\text{H}_3\text{F}_7\text{O}$	375-03-1		34.23	164.55	
347mmy	Perfluoroisopropyl methyl ether	$\text{C}_4\text{H}_3\text{F}_7\text{O}$	22052-84-2		29.34	160.15	
600	Butane	C_4H_{10}	106-97-8	-138.24	-0.49	151.98	1000
600a	Isobutane	C_4H_{10}	75-28-5	-159.38	-11.75	134.66	1000
610	Diethyl ether	$\text{C}_4\text{H}_{10}\text{O}$	60-29-7	-116.2	34.5	193.5	400
611	Methyl formate	$\text{C}_2\text{H}_4\text{O}_2$	107-31-3	-99	31.7	214.0	100
717	Ammonia	H_3N	7664-41-7	-77.65	-33.33	132.25	25
744	Carbon dioxide	CO_2	124-38-9	-56.56	-78.46 sp	30.98	5000
764	Sulfur dioxide	O_2S	7446-09-5	-75.45	-10.02	157.49	2
1112a	1,1-Dichloro-2,2-difluoroethene	$\text{C}_2\text{Cl}_2\text{F}_2$	79-35-6	-116	19		
1113	Chlorotrifluoroethene	C_2ClF_3	79-38-9	-158.2	-27.8	106	
1114	Tetrafluoroethene	C_2F_4	116-14-3	-131.15	-75.9	33.3	2
1120	Trichloroethene	C_2HCl_3	79-01-6	-84.7	87.21	271.0	10
1130	<i>trans</i> -1,2-Dichloroethene	$\text{C}_2\text{H}_2\text{Cl}_2$	156-60-5	-49.8	48.7	243.3	200
1132a	1,1-Difluoroethene	$\text{C}_2\text{H}_2\text{F}_2$	75-38-7	-144	-85.7	29.7	500
1140	Chloroethene	$\text{C}_2\text{H}_3\text{Cl}$	75-01-4	-153.84	-13.8	159	1
1141	Fluoroethene	$\text{C}_2\text{H}_3\text{F}$	75-02-5	-160.5	-72	54.7	1
1150	Ethylene	C_2H_4	74-85-1	-169.15	-103.77	9.20	200
1234yf	2,3,3,3-Tetrafluoroprop-1-ene	$\text{C}_3\text{H}_2\text{F}_4$	754-12-1		-29.5	94.7	
1270	Propene	C_3H_6	115-07-1	-185.19	-47.62	91.06	500

PROPERTIES OF GAS CLATHRATE HYDRATES

Carolyn A. Koh and E. Dendy Sloan

Gas clathrate hydrates (also known as gas hydrates) are crystalline inclusion compounds composed of hydrogen-bonded water cavities (host) which encage small gas (guest) molecules. Generally, a maximum of one guest molecule occupies each water cavity. Typical guest molecules that form gas hydrates are meth-

ane, ethane, carbon dioxide, and propane (see gas hydrate phase equilibria data in Table II). The structural and physical properties of gas hydrates are given in Tables Ia and Ib. Data have been taken from the references indicated.

Table Ia. Gas Hydrate Structural Properties (Ref. 1)

Structure	sI		sII		sH		
Crystal system	Cubic		Cubic		Hexagonal		
Space group	Pm3n (No. 223) ^b		Fd3m (No. 227) ^b		P6/mmm (No. 191) ^b		
Lattice description	Primitive		Face centered		Hexagonal		
Lattice parameters ^a	a = 12 Å α = β = γ = 90°		a = 17.3 Å α = β = γ = 90°		a = 12.2 Å, c = 10.1 Å α = β = 90°, γ = 120°		
Ideal unit cell formula	6(5 ¹² 6 ²)·2(5 ¹²)·46H ₂ O		8(5 ¹² 6 ⁴)·16(5 ¹²)·136H ₂ O		1(5 ¹² 6 ⁸)·3(5 ¹²)·2(4 ³ 5 ⁶ 6 ³)·34H ₂ O		
Cavity	Small	Large	Small	Large	Small	Medium	Large
Description	5 ¹²	5 ¹² 6 ²	5 ¹²	5 ¹² 6 ⁴	5 ¹²	4 ³ 5 ⁶ 6 ³	5 ¹² 6 ⁸
Number of cavities/unit cell	2	6	16	8	3	2	1
Average cavity radius ^c (Å)	3.95	4.33	3.91	4.73	3.94 ^d	4.04 ^d	5.79 ^d
H ₂ O molecules/cavity ^e	20	24	20	28	20	20	36

^a Lattice parameters are a function of temperature, pressure, and guest composition. Typical average values given.

^b Space group reference numbers from the International Tables of Crystallography.

^c The average cavity radius will vary with temperature, pressure, and guest composition.

^d From the atomic coordinates measured using single crystal x-ray diffraction on 2,2-dimethylpentane-5(Xe,H₂S)·34H₂O at 173 K (Ref. 2). The Rietveld refinement package, GSAS was used to determine the atomic distances for each cage oxygen to the cage center.

^e Number of oxygen atoms at the periphery of each cavity.

Table Ib. Physical Properties of sI, sII Hydrates Compared to Ice, Ih (Refs. 1,3,4,5)

Property	Ice	sI	sII
Dielectric constant at 273 K	94	~58	~58
H ₂ O reorientation time at 273 K (μs)	21	~10	~10
H ₂ O diffusion jump time (μs)	2.7	>200	>200
Isothermal Young's modulus at 268 K (10 ⁹ Pa)	9.5	8.4 ^{est}	8.2 ^{est}
Poisson's ratio	0.3301 ^f	0.31403 ^f	0.31119 ^f
Bulk modulus (GPa)	9.097 ^f	8.762 ^f	8.482 ^f
Shear modulus (GPa)	3.488 ^f	3.574 ^f	3.6663 ^f
Compressional velocity, V _p (m/s)	3870.1 ^f	3778 ^f	3821.8 ^f
Shear velocity, V _s (m/s)	1949 ^f	1963.6	2001.14 ^g
Linear thermal expansion at 200 K (K ⁻¹)	56 x 10 ⁻⁶	77 x 10 ⁻⁶	52 x 10 ⁻⁶
Thermal conductivity (W m ⁻¹ K ⁻¹) at 263 K	2.18±0.01 ^h	0.51±0.01 ^h	0.50±0.01 ^h
Adiabatic bulk compression at 273 K (GPa)	12	14 ^{est}	14 ^{est}
Heat capacity (J kg ⁻¹ K ⁻¹)	1700±200 ^h	2080	2130±40 ^h
Refractive index (632.8 nm, -3 °C)	1.3082 (Ref. 9)	1.346 (Ref. 9)	1.350 (Ref. 9)
Density (g/cm ³)	0.91 ^j	0.94	1.291 ^k

^f At 253–268 K, 22.4–32.8 MPa (ice, Ih), 258–288 K, 27.1–62.1 MPa (CH₄, sI), 258–288 K, 30.5–91.6 MPa (CH₄–C₂H₆, sII), Ref. 6.

^g At 258–288 K, 26.6–62.1 MPa, Ref. 7.

^h At 248–268 K (ice, Ih), 253–288 K (CH₄, sI), 248–265.5 K (THF, sII), Ref. 8.

^j Fractional occupancy (calculated from a theoretical model) in small (S) and large (L) cavities: sI = CH₄: 0.87 (S) and CH₄: 0.973 (L); sII = CH₄: 0.672 (S), 0.057 (L); C₂H₆: 0.096 (L) only; C₃H₈: 0.84 (L) only.

^k Calculated for 2,2-dimethylpentane-5(Xe,H₂S)·34H₂O, Ref. 2; est = estimated.

References for Table I

1. Sloan, E.D. and Koh, C.A., *Clathrate Hydrates of Natural Gases*, 3rd Edition, CRC Press, 2008.

2. Udachin, K.A., Ratcliffe, C.I., Enright, G.D., and Ripmeester, J.A., *Supramol. Chem.*, 8, 173, 1997.

3. Davidson, D.W., *Natural Gas Hydrates* (Cox, J.L., Ed.) Butterworths, Boston, 1, 1983.

4. Davidson, D.W., Handa, Y.P., and Ripmeester, J.A., *J. Phys. Chem.*, 90, 6549, 1986.

5. Ripmeester, J.A., Ratcliffe, C.I., Klug, D.D., and Tse, J.S., in *Proc. First International Conference on Natural Gas Hydrates*, (Sloan, E.D., Happel, J., and Hnatow, M.A., eds.) *Annals of the New York Academy of Sciences*, 715, 161, 1994.

6. Helgerud, M.B., Circone, S., Stern, L., Kirby, S., and Lorenson, T.D., in *Proc. Fourth International Conference on Gas Hydrates*, Yokohama May 19–23, 2002, 716, 2002.

7. Helgerud, M.B., Waite, W.F., Kirby, S.H., and Nur, A., *Can. J. Phys.*, 81, 47, 2003.

8. Waite, W.F., Gilbert, L.Y., Winters, W.J., and Mason, D.H., in *Proc. Fifth International Conference on Gas Hydrates*, Trondheim, Norway, June 13–16, Paper 5042, 2005.

9. Bylov, M. and Rasmussen, P., *Chem. Eng. Sci.*, 52, 3295, 1997.

Table II: Phase Equilibria Data of Gas Clathrate Hydrates

This table gives measured phase equilibria data of sI and sII gas clathrate hydrates (see Table I for gas hydrate structure and physical property data). The temperature and pressure conditions at which gas hydrates are stable are listed here for typical guest molecules (Tables IIa–d). For example, data for methane hydrate show that at 277.1 K methane hydrate will dissociate at pressures below 3.81 MPa.

Table IIa. Methane Hydrate (Ref. 1)

I–H–V							
<i>T</i> (K)	<i>P</i> (MPa)	<i>T</i> (K)	<i>P</i> (MPa)	<i>T</i> (K)	<i>P</i> (MPa)	<i>T</i> (K)	<i>P</i> (MPa)
262.4	1.79	266.5	2.08	268.6	2.22	270.9	2.39
264.2	1.90						
L _w –H–V							
<i>T</i> (K)	<i>P</i> (MPa)	<i>T</i> (K)	<i>P</i> (MPa)	<i>T</i> (K)	<i>P</i> (MPa)	<i>T</i> (K)	<i>P</i> (MPa)
273.7	2.77	275.9	3.43	280.4	5.35	282.6	6.77
274.3	2.90	277.1	3.81	280.9	5.71	284.3	8.12
275.4	3.24	279.3	4.77	281.5	6.06	285.9	9.78
275.9	3.42						
							Ref. 2
L _w –H–V							
<i>T</i> (K)	<i>P</i> (MPa)	<i>T</i> (K)	<i>P</i> (MPa)	<i>T</i> (K)	<i>P</i> (MPa)	<i>T</i> (K)	<i>P</i> (MPa)
295.7	33.99	295.9	35.30	301.0	64.81	302.0	77.50
							Ref. 3
L _w –H–V							
<i>T</i> (K)	<i>P</i> (MPa)	<i>T</i> (K)	<i>P</i> (MPa)	<i>T</i> (K)	<i>P</i> (MPa)	<i>T</i> (K)	<i>P</i> (MPa)
285.7	9.62	285.7	9.62	295.9	34.75	300.9	62.40
286.3	10.31	289.0	13.96	298.7	48.68	301.6	68.09
286.1	10.10	292.1	21.13				
							Ref. 4
L _w –H–V							
<i>T</i> (K)	<i>P</i> (MPa)	<i>T</i> (K)	<i>P</i> (MPa)	<i>T</i> (K)	<i>P</i> (MPa)	<i>T</i> (K)	<i>P</i> (MPa)
275.4	2.87	277.2	3.90	279.2	4.90	281.2	6.10
276.2	3.37	278.2	4.50				
							Ref. 5
I–H–V							
<i>T</i> (K)	<i>P</i> (MPa)	<i>T</i> (K)	<i>P</i> (MPa)	<i>T</i> (K)	<i>P</i> (MPa)	<i>T</i> (K)	<i>P</i> (MPa)
190.2	0.08251	208.2	0.222	243.2	0.9550	262.4	1.798
198.2	0.1314	218.2	0.3571				
							Ref. 6

Table IIb. Ethane Hydrate (Ref. 1)

<i>T</i> (K)	<i>P</i> (kPa)	Phases	<i>T</i> (K)	<i>P</i> (kPa)	Phases		
260.8	294	I–H–V	285.8	2537	L _w –H–V		
260.9	290	I–H–V	287.0	3054	L _w –H–V		
269.3	441	I–H–V	287.7	4909	L _w –H–L _E		
273.4	545	L _w –H–V	287.8	3413	L _w –H–L _E		
275.4	669	L _w –H–V	287.8	4289	L _w –H–L _E		
277.6	876	L _w –H–V	288.1	3716	L _w –H–L _E		
279.1	1048	L _w –H–V	288.1	6840	L _w –H–L _E		
219.7	1131	L _w –H–V	288.2	4944	L _w –H–L _E		
281.1	1317	L _w –H–V	288.2	5082	L _w –H–L _E		
282.8	1641	L _w –H–V	288.3	4358	L _w –H–L _E		
284.4	2137	L _w –H–V	288.4	6840	L _w –H–L _E	Ref. 7	
284.6	2055	L _w –H–V					
I–H–V							
<i>T</i> (K)	<i>P</i> (kPa)	<i>T</i> (K)	<i>P</i> (kPa)	<i>T</i> (K)	<i>P</i> (kPa)	<i>T</i> (K)	<i>P</i> (kPa)
263.6	313	266.5	357	269.3	405	272.0	457
L _w –H–V							
<i>T</i> (K)	<i>P</i> (kPa)	<i>T</i> (K)	<i>P</i> (kPa)	<i>T</i> (K)	<i>P</i> (kPa)	<i>T</i> (K)	<i>P</i> (kPa)
273.7	510	278.7	931	280.4	1165	283.2	1689
273.7	503	278.7	931	280.9	1255	284.3	1986
274.8	579	279.3	1007	281.5	1345	285.4	2303
275.9	662	279.8	1083	282.1	1448	285.4	2310
277.6	814	280.4	1165	282.6	1558	286.5	2730
Ref. 2							
L _w –H–V							
<i>T</i> (K)	<i>P</i> (kPa)	<i>T</i> (K)	<i>P</i> (kPa)	<i>T</i> (K)	<i>P</i> (kPa)	<i>T</i> (K)	<i>P</i> (kPa)
277.5	780	279.9	1040	283.3	1660	286.5	2620
278.1	840	281.5	1380	284.5	2100		
Ref. 8							

Table IIc. Propane Hydrate (Ref. 1)

I–H–V							
<i>T</i> (K)	<i>P</i> (kPa)	<i>T</i> (K)	<i>P</i> (kPa)	<i>T</i> (K)	<i>P</i> (kPa)	<i>T</i> (K)	<i>P</i> (kPa)
261.2	100	267.4	132	269.8	149	272.9	172
264.2	115	267.6	135	272.2	167		
L _w –H–V							
<i>T</i> (K)	<i>P</i> (kPa)	<i>T</i> (K)	<i>P</i> (kPa)	<i>T</i> (K)	<i>P</i> (kPa)	<i>T</i> (K)	<i>P</i> (kPa)
273.7	183	274.8	232	275.9	301	277.1	386
273.7	183	275.4	270				
Ref. 2							
I–H–V							
<i>T</i> (K)	<i>P</i> (kPa)	<i>T</i> (K)	<i>P</i> (kPa)	<i>T</i> (K)	<i>P</i> (kPa)	<i>T</i> (K)	<i>P</i> (kPa)
247.9	48.2	251.6	58.3	258.2	81.1	260.9	94.5
251.4	58.3	255.4	69.6	260.8	90.5	262.1	99.4
Ref. 9							

Feed composition: $x_{\text{H}_2\text{O}} = 0.9503$, $x_{\text{C}_3\text{H}_8} = 0.0407$
 Q_2 at $T = 278.62$, $P = 0.6$ MPa

$\text{L}_\text{w}\text{-H-V}$		$\text{L}_\text{w}\text{-H-L } x_{\text{C}_3\text{H}_8}$	
T (K)	P (MPa)	T (K)	P (MPa)
276.77	0.368	278.71	0.643
277.01	0.377	278.75	0.893
277.22	0.405	278.75	1.393
277.36	0.425	278.75	1.891
277.44	0.433	278.78	1.893
277.87	0.473	278.80	2.391
278.01	0.527	278.80	2.891
278.22	0.483	278.79	2.893
278.55	0.547	278.75	3.891
		278.77	3.391
		278.81	4.391
		278.79	5.892
		278.86	6.392
		278.88	6.892
		278.80	8.393
		278.84	8.893
		278.89	9.893

Ref. 10

Table II d. Carbon Dioxide Hydrate (Ref. 1)

$\text{L}_\text{w}\text{-H-V}$					
T (K)	P (MPa)	T (K)	P (MPa)	T (K)	P (MPa)
279.6	2.74	282.1	4.01	282.8	4.36

$\text{L}_\text{w}\text{-H-L}_{\text{CO}_2}$							
T (K)	P (MPa)	T (K)	P (MPa)	T (K)	P (MPa)	T (K)	P (MPa)
282.9	5.03	283.1	6.47	283.6	11.98	283.9	14.36
282.9	5.62	283.2	9.01				

Ref. 11

Overall feed composition:
 $x_{\text{H}_2\text{O}} = 0.8668$, $x_{\text{CO}_2} = 0.1332$
 Q_2 at 283.27 K and 4.48 MPa

$\text{L}_\text{w}\text{-H-V}$		$\text{L}_\text{w}\text{-H-L}_{\text{CO}_2}$	
T (K)	P (MPa)	T (K)	P (MPa)
276.52	1.82	283.33	5.97
277.85	1.95	283.36	7.35
278.52	2.21		
279.49	2.62		
280.44	2.88		
281.49	3.35		
281.97	3.68		
282.00	3.69		
282.45	3.85		
282.50	4.01		

Ref. 12

References for Table II

1. Sloan, E.D. and Koh, C.A., *Clathrate Hydrates of Natural Gases*, 3rd Edition, CRC Press, 2008.
2. Deaton, W.M. and Frost, E.M., Jr., *Gas Hydrates and Their Relation to the Operation of Natural-Gas Pipe Lines*, U.S. Bureau of Mines Monograph 8, p. 101, 1946.
3. Kobayashi, R. and Katz, D.L., *Trans AIME*, **186**, 66, 1949.
4. McLeod, H.O. and Campbell, J.M., *J. Petrol. Tech.*, **222**, 590, 1961.
5. Thakore, J.L. and Holder, G.D., *Ind. Eng. Chem. Res.*, **26**, 462, 1987.
6. Makogon, T.Y. and Sloan, E.D., *J. Chem. Eng. Data*, **39**, 351, 1994.
7. Roberts, O.L., Brownscombe, E.R., and Howe, L.S., *Oil Gas J.*, **39**, 37, 1940.
8. Holder, G.D. and Grigoriou, G.C., *J. Chem. Thermodyn.*, **12**, 1093, 1980.
9. Holder, G.D. and Godbole, S.P., *AIChE J.*, **28**, 930, 1982.
10. Mooijer-van den Heuvel, M.M., Peters, C.J., and de Swaan Arons, J., *Fluid Phase Equilib.*, **193**, 245, 2002.
11. Ng, H.-J. and Robinson, D.B., *Fluid Phase Equilib.*, **21**, 145, 1985.
12. Mooijer-van den Heuvel, M.M., Witteman, R., and Peters, C.J., *Fluid Phase Equilib.*, **182**, 97, 2001.

IONIC LIQUIDS

Ionic liquids are a class of organic salts with relatively low melting points. The term usually implies a melting point of 100 °C or lower, and many are liquid at room temperature. They offer several advantages as solvents, such as very low vapor pressure, good thermal stability, and nonflammable behavior. For these reasons they are attractive as constituents of environmentally friendly chemical processes.

This table lists some of the ionic liquids that have been studied. The following properties are given:

Mol. Form. — molecular formula in the Hill convention

CASRN — Chemical Abstracts Service Registry Number

Mol. Wt. — molecular weight (relative molar mass)

t_m — normal melting point in °C; the notation “gl” indicates a glass–liquid transition, rather than a crystal–liquid transition

ρ — density in g/cm³. The superscript indicates the temperature in °C; if there is no superscript, room temperature can be assumed.

η — viscosity in mPa s. The superscript indicates the temperature in °C; if there is no superscript, room temperature can be assumed.

The phase behavior of ionic liquids can be complicated. Some are crystalline at low temperatures and show a sharp transition from crystal to liquid state (a true melting point) as the temperature is raised, but others exist as a glass at low temperatures and convert to a liquid at the glass–liquid transition temperature, denoted by a small change in heat capacity. Still others are glasses at very low temperatures, transform to crystals as the temperature is raised, and finally become liquid at a still higher temperature. See Reference 3 for a discussion of the types of phase behavior.

References

1. *Ionic Liquids Database-(ILThermo)*, NIST Standard Reference Database #147, 2006, National Institute of Standards and Technology, Gaithersburg, MD, <ilthermo.boulder.nist.gov>.
2. *Ionic Liquids — New Materials for New Applications*, 2006, <ilddb.merck.de/ionicliquids/en/startpage.htm>.
3. Crosthwaite, J. M., Muldoon, M. J., Dixon, J. K., Anderson, J. L., and Brennecke, J. F., *J. Chem. Thermodynamics* 37, 559, 2005.
4. Sun, J., Forsyth, M., and MacFarlane, D. R., *J. Phys. Chem. B* 102, 8858, 1998.
5. Fredlake, C. P., Crosthwaite, J. M., Hert, D. G., Aki, S. N. V. K., and Brennecke, J. F., *J. Chem. Eng. Data* 49, 954, 2004.

Name	Mol. Form.	CASRN	Mol. Wt	t_m /°C	ρ /g cm ⁻³	η /mPa s
1-Benzyl-3-methylimidazolium tetrafluoroborate	C ₁₁ H ₁₃ BF ₄ N ₂	500996-04-3	260.039	63		
1-Butyl-4-(dimethylamino)pyridinium bromide	C ₁₁ H ₁₉ BrN ₂		259.186	222		
1-Butyl-2,3-dimethylimidazolium chloride	C ₉ H ₁₇ ClN ₂	98892-75-2	188.697	99		
1-Butyl-2,3-dimethylimidazolium hexafluorophosphate	C ₉ H ₁₇ F ₆ N ₂ P	227617-70-1	298.208	-58 gl	1.2416 ²³	
1-Butyl-2,3-dimethylimidazolium iodide	C ₉ H ₁₇ IN ₂	108203-70-9	280.148	97		
1-Butyl-2,3-dimethylimidazolium octylsulfate	C ₁₇ H ₃₄ N ₂ O ₄ S		362.528	90		
1-Butyl-2,3-dimethylimidazolium tetrafluoroborate	C ₉ H ₁₇ N ₂ BF ₄	402846-78-0	240.049	37	1.0762 ⁴⁰	
1-Butyl-2,3-dimethylimidazolium trifluoromethanesulfonate	C ₁₀ H ₁₈ F ₃ N ₂ O ₃ S		303.321	41		
1-Butyl-3,5-dimethylpyridinium bromide	C ₁₁ H ₁₈ BrN		244.172	95		
1-Butyl-3,4-dimethylpyridinium chloride	C ₁₁ H ₁₈ ClN		199.721	72		
1-Butyl-3,5-dimethylpyridinium chloride	C ₁₁ H ₁₈ ClN		199.721	100		
1-Butyl-3-methylimidazolium acetate	C ₁₀ H ₁₈ N ₂ O ₂		198.262			440 ²⁵
1-Butyl-3-methylimidazolium bis(trifluoromethylsulfonyl)imide	C ₁₀ H ₁₅ F ₆ N ₃ O ₄ S ₂	174899-83-3	419.364	-2	1.4370 ²⁵	70 ²⁵
1-Butyl-3-methylimidazolium bromide	C ₈ H ₁₅ BrN ₂	85100-77-2	219.122	78		
1-Butyl-3-methylimidazolium chloride	C ₈ H ₁₅ ClN ₂	79917-90-1	174.671	67	1.08 ²⁵	
1-Butyl-3-methylimidazolium dicyanamide	C ₁₀ H ₁₅ N ₅	448245-52-1	205.260	-6	1.0580 ²⁴	
1-Butyl-3-methylimidazolium (diethylene glycol monomethyl ether)sulfate	C ₁₃ H ₂₇ N ₂ O ₆ S		339.427	-62 gl		1033 ²⁵
1-Butyl-3-methylimidazolium hexafluorophosphate	C ₈ H ₁₅ F ₆ N ₂ P	174501-64-5	284.182	11	1.367 ²⁰	382 ²⁰
1-Butyl-3-methylimidazolium iodide	C ₈ H ₁₅ IN ₂	65039-05-6	266.122	-72	1.44 ²⁵	1100 ²⁵
1-Butyl-3-methylimidazolium methide	C ₁₂ H ₁₅ F ₉ N ₂ O ₆ S ₂	731774-32-6	550.437		1.57 ²⁵	
1-Butyl-3-methylimidazolium methylsulfate	C ₉ H ₁₈ N ₂ O ₄ S	401788-98-5	250.315	13	1.212 ²⁵	
1-Butyl-3-methylimidazolium nitrate	C ₈ H ₁₅ N ₃ O ₃	179075-88-8	201.223		1.15 ⁴⁰	67 ³⁵
1-Butyl-3-methylimidazolium octylsulfate	C ₁₆ H ₃₂ N ₂ O ₄ S	445473-58-5	348.501	31	1.07	
1-Butyl-3-methylimidazolium tetrafluoroborate	C ₈ H ₁₅ BF ₄ N ₂	174501-65-6	226.023	-85 gl	1.2048 ²²	120 ²⁵
1-Butyl-3-methylimidazolium tosylate	C ₁₅ H ₂₂ N ₂ O ₃ S	410522-18-8	310.412	72		
1-Butyl-3-methylimidazolium trifluoroacetate	C ₁₀ H ₁₅ F ₃ N ₂ O ₂	174899-94-6	252.233			70 ²⁵
1-Butyl-3-methylimidazolium trifluoromethanesulfonate	C ₉ H ₁₅ F ₃ N ₂ O ₃ S	174899-66-2	288.286	13	1.3013 ²³	
1-Butyl-3-methylpyridinium bis(trifluoromethylsulfonyl)imide	C ₁₂ H ₁₆ F ₆ N ₂ O ₄ S ₂		430.386	-84 gl		63 ²⁵
1-Butyl-3-methylpyridinium bromide	C ₁₀ H ₁₆ BrN		230.145	-36 gl		
1-Butyl-3-methylpyridinium chloride	C ₁₀ H ₁₆ ClN	125652-55-3	185.694	117		
1-Butyl-3-methylpyridinium hexafluorophosphate	C ₁₀ H ₁₆ F ₆ NP		295.205	46		

Name	Mol. Form.	CASRN	Mol. Wt	$t_m/^\circ\text{C}$	$\rho/\text{g cm}^{-3}$	$\eta/\text{mPa s}$
1-Butyl-4-methylpyridinium hexafluorophosphate	$\text{C}_{10}\text{H}_{16}\text{F}_6\text{NP}$	401788-99-6	295.205	44		
1-Butyl-3-methylpyridinium methylsulfate	$\text{C}_{11}\text{H}_{19}\text{NO}_4\text{S}$		261.339	<-50	1.19	
1-Butyl-4-methylpyridinium tetrafluoroborate	$\text{C}_{10}\text{H}_{16}\text{BF}_4\text{N}$	343952-33-0	237.046		1.1842 ²⁵	
1-Butyl-3-methylpyridinium tetrafluoroborate	$\text{C}_{10}\text{H}_{16}\text{BF}_4\text{N}$		237.046	-76 gl		177 ²⁵
1-Butyl-1-methylpyrrolidinium bis(trifluoromethylsulfonyl)imide	$\text{C}_{11}\text{H}_{20}\text{F}_6\text{N}_2\text{O}_4\text{S}_2$	223437-11-4	422.408		1.394 ²⁵	
1-Butyl-1-methylpyrrolidinium dicyanamide	$\text{C}_{11}\text{H}_{20}\text{N}_4$	370865-80-8	208.304	<-50	1.02	
1-Butyl-1-methylpyrrolidinium hexafluorophosphate	$\text{C}_9\text{H}_{20}\text{F}_6\text{NP}$	330671-29-9	287.226	85		
1-Butyl-1-methylpyrrolidinium methylsulfate	$\text{C}_{10}\text{H}_{23}\text{NO}_4\text{S}$		253.360	10	1.17	
1-Butyl-1-methylpyrrolidinium trifluoroacetate	$\text{C}_{11}\text{H}_{20}\text{F}_3\text{NO}_2$		255.278	31		
1-Butyl-1-methylpyrrolidinium trifluoromethanesulfonate	$\text{C}_{10}\text{H}_{20}\text{F}_3\text{NO}_3\text{S}$	367522-96-1	291.331	3	1.25	
1-Butyl-1-methylpyrrolidinium tris(pentafluoroethyl)trifluorophosphate	$\text{C}_{15}\text{H}_{20}\text{F}_{18}\text{NP}$	851856-47-8	587.272	4	1.59	
1-Butylnicotinic acid	$\text{C}_{16}\text{H}_{22}\text{F}_6\text{N}_2\text{O}_6\text{S}_2$		516.475	15		531 ²⁵
1-Butylpyridinium bromide	$\text{C}_9\text{H}_{14}\text{BrN}$	874-80-6	216.118	105		
1-Butylpyridinium chloride	$\text{C}_9\text{H}_{14}\text{ClN}$	1124-64-7	171.667	127		
1-Butylpyridinium hexafluorophosphate	$\text{C}_9\text{H}_{14}\text{F}_6\text{NP}$	186088-50-6	281.178	75		
1-Butylpyridinium methylsulfate	$\text{C}_{10}\text{H}_{17}\text{NO}_4\text{S}$		247.312	<-50	1.22	
1-Butylpyridinium tetrafluoroborate	$\text{C}_9\text{H}_{14}\text{BF}_4\text{N}$	203389-28-0	223.019		1.214 ²⁵	
1-Butylpyridinium trifluoromethanesulfonate	$\text{C}_{10}\text{H}_{14}\text{F}_3\text{NO}_3\text{S}$	390423-43-5	285.283	35		
Cocosalky pentaethoxi methylammonium methylsulfate	$\text{C}_{23}\text{H}_{51}\text{NO}_9\text{S}$		517.718			2800 ²⁵
1-Decyl-3-methylimidazolium bromide	$\text{C}_{14}\text{H}_{27}\text{BrN}_2$	188589-32-4	303.281	16	112 ²⁰	
1-Decyl-3-methylimidazolium chloride	$\text{C}_{14}\text{H}_{27}\text{ClN}_2$	171058-18-7	258.830	38		
1,1-Dibutylpyrrolidinium bis(trifluoromethylsulfonyl)imide	$\text{C}_{14}\text{H}_{26}\text{F}_6\text{N}_2\text{O}_4\text{S}_2$		464.487	41		
<i>N,N</i> -Diethyl- <i>N</i> -(1-methylethyl)-2-propanaminium bis(trifluoromethylsulfonyl)imide	$\text{C}_{12}\text{H}_{24}\text{F}_6\text{N}_2\text{O}_4\text{S}_2$	210230-41-4	438.450	148		
1,3-Dimethylimidazolium bis(trifluoromethylsulfonyl)imide	$\text{C}_7\text{H}_9\text{F}_6\text{N}_3\text{O}_4\text{S}_2$	174899-81-1	377.284		1.570 ²⁵	
1,3-Dimethylimidazolium chloride	$\text{C}_5\text{H}_9\text{ClN}_2$	79917-88-7	132.591	126		
1,3-Dimethylimidazolium dimethylphosphate	$\text{C}_7\text{H}_{15}\text{N}_2\text{O}_4\text{P}$	654058-04-5	222.178		1.253 ³⁰	
1,3-Dimethylimidazolium methoxyethylsulfate	$\text{C}_8\text{H}_{16}\text{N}_2\text{O}_5\text{S}$	790663-78-4	252.288		1.314 ²⁵	
1,3-Dimethylimidazolium methylsulfate	$\text{C}_6\text{H}_{12}\text{N}_2\text{O}_4\text{S}$	97345-90-9	208.235			
1,3-Dimethylimidazolium trifluoromethylsulfonate	$\text{C}_6\text{H}_9\text{F}_3\text{N}_2\text{O}_3\text{S}$	121091-30-3	246.206	43		
1,2-Dimethyl-3-propylimidazolium bis(trifluoromethylsulfonyl)imide	$\text{C}_{10}\text{H}_{15}\text{F}_6\text{N}_3\text{O}_4\text{S}_2$	169051-76-7	419.364	11	1.457 ²²	90.0 ²⁵
1,1-Dimethylpyrrolidinium tris(pentafluoroethyl)trifluorophosphate	$\text{C}_{12}\text{H}_{14}\text{F}_{18}\text{NP}$		545.191	107	1.81	
1-Dodecyl-3-methylimidazolium chloride	$\text{C}_{16}\text{H}_{31}\text{ClN}_2$	114569-84-5	286.883	97		
1-Dodecyl-3-methylimidazolium hexafluorophosphate	$\text{C}_{16}\text{H}_{31}\text{F}_6\text{N}_2\text{P}$	219947-93-0	396.394			
1-Dodecyl-3-methylimidazolium tetrafluoroborate	$\text{C}_{16}\text{H}_{31}\text{BF}_4\text{N}_2$	244193-59-7	338.235			
<i>N</i> -Ethyl- <i>N,N</i> -bis(1-methylethyl)-1-heptanaminium bis(trifluoromethylsulfonyl)imide	$\text{C}_{17}\text{H}_{34}\text{F}_6\text{N}_2\text{O}_4\text{S}_2$	210230-53-8	508.583	-82 gl	1.27 ²⁰	362 ²⁵
1-Ethyl-2,3-dimethylimidazolium bis(trifluoromethylsulfonyl)imide	$\text{C}_9\text{H}_{13}\text{F}_6\text{N}_3\text{O}_4\text{S}_2$	174899-90-2	405.337	25	1.4913 ²³	
1-Ethyl-2,3-dimethylimidazolium bromide	$\text{C}_7\text{H}_{13}\text{BrN}_2$	98892-76-3	205.095	138		
1-Ethyl-2,3-dimethylimidazolium methylsulfate	$\text{C}_8\text{H}_{16}\text{N}_2\text{O}_4\text{S}$		236.289	46		
1-Ethyl-2,3-dimethylimidazolium tetrafluoroborate	$\text{C}_7\text{H}_{13}\text{BF}_4\text{N}_2$	307492-75-7	211.996	94		
1-Ethyl-2,3-dimethylimidazolium trifluoromethanesulfonate	$\text{C}_8\text{H}_{13}\text{F}_3\text{N}_2\text{O}_3\text{S}$	174899-72-0	274.260	110		
1-Ethyl-3-methylimidazolium bis(pentafluoroethyl)phosphinate	$\text{C}_{10}\text{H}_{11}\text{F}_{10}\text{N}_2\text{O}_2\text{P}$		412.164	20	1.53	
1-Ethyl-3-methylimidazolium bis(trifluoromethylsulfonyl)imide	$\text{C}_8\text{H}_{11}\text{F}_6\text{N}_3\text{O}_4\text{S}_2$	174899-82-2	391.311	-17	1.5213 ²³	32 ²⁵
1-Ethyl-3-methylimidazolium bromide	$\text{C}_6\text{H}_{11}\text{BrN}_2$	65039-08-9	191.068	77		
1-Ethyl-3-methylimidazolium chloride	$\text{C}_6\text{H}_{11}\text{ClN}_2$	65039-09-0	146.617	85		
1-Ethyl-3-methylimidazolium ethylsulfate	$\text{C}_8\text{H}_{16}\text{N}_2\text{O}_4\text{S}$	342573-75-5	236.289		1.2388 ²⁵	100 ²⁵
1-Ethyl-3-methylimidazolium hexafluorophosphate	$\text{C}_6\text{H}_{11}\text{F}_6\text{N}_2\text{P}$	155371-19-0	256.128	59.6		
1-Ethyl-3-methylimidazolium methanesulfonate	$\text{C}_7\text{H}_{14}\text{N}_2\text{O}_3\text{S}$	145022-45-3	206.262		1.2437 ²⁵	
1-Ethyl-3-methylimidazolium octyl sulfate	$\text{C}_{14}\text{H}_{28}\text{N}_2\text{O}_4\text{S}$	790663-79-5	320.448			
1-Ethyl-3-methylimidazolium tetrafluoroborate	$\text{C}_6\text{H}_{11}\text{BF}_4\text{N}_2$	143314-16-3	197.969	14	1.2526 ⁶⁰	36.1 ²⁵
1-Ethyl-3-methylimidazolium thiocyanate	$\text{C}_7\text{H}_{11}\text{N}_3\text{S}$	331717-63-6	169.247	<-50	1.11	
1-Ethyl-3-methylimidazolium tosylate	$\text{C}_{13}\text{H}_{18}\text{N}_2\text{O}_3\text{S}$	328090-25-1	282.358	56		
1-Ethyl-3-methylimidazolium trifluoromethanesulfonate	$\text{C}_7\text{H}_{11}\text{F}_3\text{N}_2\text{O}_3\text{S}$	145022-44-2	260.233		1.385 ²⁵	
<i>N</i> -Ethyl- <i>N</i> -methyl- <i>N</i> -(1-methylethyl)-2-propanaminium bis(trifluoromethylsulfonyl)imide	$\text{C}_{11}\text{H}_{22}\text{F}_6\text{N}_2\text{O}_4\text{S}_2$	210230-42-5	424.424	140		

Name	Mol. Form.	CASRN	Mol. Wt	$t_m/^\circ\text{C}$	$\rho/\text{g cm}^{-3}$	$\eta/\text{mPa s}$
1-Ethyl-3-methylpyridinium ethylsulfate	$\text{C}_{10}\text{H}_{17}\text{NO}_4\text{S}$		247.312	-71 gl		150 ²⁵
1-Ethyl-1-methylpyrrolidinium methylsulfate	$\text{C}_8\text{H}_{19}\text{NO}_4\text{S}$		225.307	23	1.23	
1-Ethyl-1-methylpyrrolidinium tetrafluoroborate	$\text{C}_7\text{H}_{16}\text{BF}_4\text{N}$	15302-90-6	201.014	69		
1-Ethynicotinic acid ethyl ester ethylsulfate	$\text{C}_{12}\text{H}_{19}\text{NO}_6\text{S}$		305.347	-44 gl		3200 ²⁵
1-Ethylpyridinium bromide	$\text{C}_7\text{H}_{10}\text{BrN}$	1906-79-2	188.065	122		
1-Ethylpyridinium chloride	$\text{C}_7\text{H}_{10}\text{ClN}$	2294-38-4	143.614	119		
1-Ethylpyridinium ethylsulfate	$\text{C}_9\text{H}_{15}\text{NO}_4\text{S}$		233.285			137 ²⁵
1-Ethylpyridinium tetrafluoroborate	$\text{C}_7\text{H}_{10}\text{BF}_4\text{N}$	350-48-1	194.966		1.302 ²⁰	
1-Ethylpyridinium trifluoroacetate	$\text{C}_9\text{H}_{10}\text{F}_3\text{NO}_2$	474461-33-1	221.176		1.273 ²⁰	
1-Ethylpyridinium bis(trifluoromethylsulfonyl)imide	$\text{C}_9\text{H}_{10}\text{F}_6\text{N}_2\text{O}_4\text{S}_2$	712354-97-7	388.306		1.536 ²⁵	
1-Heptyl-3-methylimidazolium hexafluorophosphate	$\text{C}_{11}\text{H}_{21}\text{F}_6\text{N}_2\text{P}$	357915-04-9	326.262	-84 gl	1.274 ²¹	
1-Hexadecyl-2,3-dimethylimidazolium chloride	$\text{C}_{21}\text{H}_{41}\text{ClN}_2$		357.017	210		
1-Hexadecyl-3-methylimidazolium chloride	$\text{C}_{20}\text{H}_{39}\text{ClN}_2$	61546-01-8	342.990	222		
1-Hexyl-4-(dimethylamino)pyridinium bis(trifluoromethylsulfonyl)imide	$\text{C}_{15}\text{H}_{23}\text{F}_6\text{N}_3\text{O}_4\text{S}_2$		487.482	-69		111 ²⁵
1-Hexyl-4-(dimethylamino)pyridinium bromide	$\text{C}_{13}\text{H}_{23}\text{BrN}_2$		287.239	196		
1-Hexyl-2,3-dimethylimidazolium bis(trifluoromethylsulfonyl)imide	$\text{C}_{13}\text{H}_{21}\text{F}_6\text{N}_3\text{O}_4\text{S}_2$	384347-22-2	461.444	-5	1.361 ²⁵	131 ²⁵
1-Hexyl-2,3-dimethylimidazolium chloride	$\text{C}_{11}\text{H}_{21}\text{ClN}_2$	455270-59-4	216.751	46		
1-Hexyl-2,3-dimethylimidazolium tetrafluoroborate	$\text{C}_{11}\text{H}_{21}\text{BF}_4\text{N}_2$	384347-21-1	268.103	14	1.15	
1-Hexyl-3,5-dimethylpyridinium bis(trifluoromethylsulfonyl)imide	$\text{C}_{15}\text{H}_{22}\text{F}_6\text{N}_3\text{O}_4\text{S}_2$		472.467	10		104 ²⁵
1-Hexyl-2-ethyl-3,5-dimethylpyridinium bis(trifluoromethylsulfonyl)-imide	$\text{C}_{17}\text{H}_{26}\text{F}_6\text{N}_3\text{O}_4\text{S}_2$		500.519	-66 gl		245 ²⁵
1-Hexyl-3-methyl-4-(dimethylamino)pyridinium bis(trifluoromethylsulfonyl)imide	$\text{C}_{16}\text{H}_{25}\text{F}_6\text{N}_3\text{O}_4\text{S}_2$		501.508	-2		112 ²⁵
1-Hexyl-3-methyl-4-(dimethylamino)pyridinium bromide	$\text{C}_{14}\text{H}_{25}\text{BrN}_2$		301.266	119		
1-Hexyl-3-methylimidazolium bis(trifluoromethylsulfonyl)imide	$\text{C}_{12}\text{H}_{19}\text{F}_6\text{N}_3\text{O}_4\text{S}_2$	382150-50-7	447.417	-7	1.3708 ²⁵	68 ²⁵
1-Hexyl-3-methylimidazolium bromide	$\text{C}_{10}\text{H}_{19}\text{BrN}_2$		247.175	-49 gl		
1-Hexyl-3-methylimidazolium chloride	$\text{C}_{10}\text{H}_{19}\text{ClN}_2$	171058-17-6	202.724	-75 gl	1.0400 ²⁵	3400000 ⁴⁰
1-Hexyl-3-methylimidazolium hexafluorophosphate	$\text{C}_{10}\text{H}_{19}\text{F}_6\text{N}_2\text{P}$	304680-35-1	312.235	-79 gl	1.294 ²⁵	585 ²⁵
1-Hexyl-3-methylimidazolium tetrafluoroborate	$\text{C}_{10}\text{H}_{19}\text{BF}_4\text{N}_2$	244193-50-8	254.076	-79 gl	1.136 ³⁷	
1-Hexyl-3-methylimidazolium trifluoromethanesulfonate	$\text{C}_{11}\text{H}_{19}\text{F}_3\text{N}_2\text{O}_3\text{S}$	460345-16-8	316.340	28	1.24	
1-Hexyl-4-(4-methylpiperidino)pyridinium bis(trifluoromethylsulfonyl)-imide	$\text{C}_{19}\text{H}_{29}\text{F}_6\text{N}_3\text{O}_4\text{S}_2$		541.571	37		
1-Hexyl-4-(4-methylpiperidino)pyridinium bromide	$\text{C}_{17}\text{H}_{29}\text{BrN}_2$		341.329	33 gl		
1-Hexyl-3-methylpyridinium bis(trifluoromethylsulfonyl)imide	$\text{C}_{14}\text{H}_{20}\text{F}_6\text{N}_2\text{O}_4\text{S}_2$		458.440	-82 gl		85 ²⁵
1-Hexyl-3-methylpyridinium bromide	$\text{C}_{12}\text{H}_{20}\text{BrN}$		258.198	-37 gl		
1-Hexyl-2-propyl-3,5-diethylpyridinium bis(trifluoromethylsulfonyl)-imide	$\text{C}_{20}\text{H}_{32}\text{F}_6\text{N}_2\text{O}_4\text{S}_2$		542.599	-67 gl		206 ²⁵
1-Hexylpyridinium bis(trifluoromethylsulfonyl)imide	$\text{C}_{13}\text{H}_{18}\text{F}_6\text{N}_2\text{O}_4\text{S}_2$		444.413	0		80 ²⁵
1-Hexylpyridinium bromide	$\text{C}_{11}\text{H}_{18}\text{BrN}$	74440-81-6	244.172	46		
1-Hexylpyridinium hexafluorophosphate	$\text{C}_{11}\text{H}_{18}\text{F}_6\text{NP}$		309.232	48		
1-Hexylpyridinium trifluoromethanesulfonate	$\text{C}_{12}\text{H}_{18}\text{F}_3\text{NO}_3\text{S}$		313.336	62		
1-Methylimidazolium tetrafluoroborate	$\text{C}_4\text{H}_7\text{BF}_4\text{N}_2$	151200-14-5	169.917	63		
1-Methylimidazolium tosylate	$\text{C}_{11}\text{H}_{14}\text{N}_2\text{O}_3\text{S}$	63458-90-2	254.305	89		
1-Methyl-3-octadecylimidazolium bis(trifluoromethylsulfonyl)imide	$\text{C}_{24}\text{H}_{43}\text{F}_6\text{N}_3\text{O}_4\text{S}_2$	404001-51-0	615.736	52		
1-Methyl-3-octadecylimidazolium tris(pentafluoroethyl)trifluorophosphate	$\text{C}_{28}\text{H}_{43}\text{F}_{18}\text{N}_2\text{P}$		780.599	43		
1-Methyl-3-octylimidazolium bromide	$\text{C}_{12}\text{H}_{23}\text{BrN}_2$	61545-99-1	275.228			
1-Methyl-3-octylimidazolium chloride	$\text{C}_{12}\text{H}_{23}\text{ClN}_2$	64697-40-1	230.777	-87 gl	1.0088 ²⁵	4100000 ⁴⁰
1-Methyl-3-octylimidazolium 2-(2-methoxyethoxy)ethyl sulfate	$\text{C}_{17}\text{H}_{34}\text{N}_2\text{O}_6\text{S}$	595565-55-2	394.526			
1-Methyl-3-octylimidazolium nitrate	$\text{C}_{12}\text{H}_{23}\text{N}_3\text{O}_3$	203389-27-9	257.329			1240 ²⁰
1-Methyl-3-octylimidazolium octylsulfate	$\text{C}_{20}\text{H}_{40}\text{N}_2\text{O}_4\text{S}$		404.608	76		
1-Methyl-3-octylimidazolium tetrafluoroborate	$\text{C}_{12}\text{H}_{23}\text{BF}_4\text{N}_2$	244193-52-0	282.129	-81 gl	1.104 ²⁵	341 ²⁵
1-Methyl-3-octylimidazolium trifluoromethanesulfonate	$\text{C}_{13}\text{H}_{23}\text{F}_3\text{N}_2\text{O}_3\text{S}$	403842-84-2	344.393	14	1.19	
1-Methyl-3-octylpyridinium bis(trifluoromethylsulfonyl)imide	$\text{C}_{16}\text{H}_{23}\text{F}_6\text{N}_2\text{O}_4\text{S}_2$		486.493	-80		112 ²⁵
1-Methyl-3-octylpyrrolidinium bis(trifluoromethylsulfonyl)imide	$\text{C}_{15}\text{H}_{28}\text{F}_6\text{N}_2\text{O}_4\text{S}_2$		478.514	-12	1.29	
1-Methyl-3-pentylimidazolium hexafluorophosphate	$\text{C}_9\text{H}_{17}\text{F}_6\text{N}_2\text{P}$	280779-52-4	298.208	-80 gl	1.333 ²¹	
1-Methyl-3-propylimidazolium chloride	$\text{C}_7\text{H}_{13}\text{ClN}_2$	79917-89-8	160.644	62		

Name	Mol. Form.	CASRN	Mol. Wt	$t_m/^\circ\text{C}$	$\rho/\text{g cm}^{-3}$	$\eta/\text{mPa s}$
1-Methyl-1-propylpyrrolidinium bis(trifluoromethylsulfonyl)imide	$\text{C}_{10}\text{H}_{18}\text{F}_6\text{N}_2\text{O}_4\text{S}_2$	223437-05-6	408.381			
3-Methyl-1-tetradecylimidazolium chloride	$\text{C}_{18}\text{H}_{35}\text{ClN}_2$	171058-21-2	314.937	195		
1-Methyl-3-tetradecylimidazolium tetrafluoroborate	$\text{C}_{18}\text{H}_{35}\text{BF}_4\text{N}_2$	244193-61-1	366.289	116		
Methyltrioctylammonium trifluoroacetate	$\text{C}_{27}\text{H}_{54}\text{F}_3\text{NO}_2$	121107-16-2	481.719	<-50	0.97	
Methyltrioctylammonium trifluoromethanesulfonate	$\text{C}_{26}\text{H}_{54}\text{F}_3\text{NO}_3\text{S}$	121107-18-4	517.772	56		
1-Nonyl-3-methylimidazolium hexafluorophosphate	$\text{C}_{13}\text{H}_{25}\text{F}_6\text{N}_2\text{P}$	343952-29-4	354.315	14	1.20 ²¹	
1-Octyl-3-methylimidazolium bis(trifluoromethylsulfonyl)imide	$\text{C}_{14}\text{H}_{23}\text{F}_6\text{N}_3\text{O}_4\text{S}_2$	178631-04-4	475.471	-84 gl	1.325 ²⁵	
1-Octyl-3-methylimidazolium hexafluorophosphate	$\text{C}_{12}\text{H}_{23}\text{F}_6\text{N}_2\text{P}$	304680-36-2	340.288	-82 gl	1.237 ²⁵	734 ²⁵
1-Octylpyridinium chloride	$\text{C}_{13}\text{H}_{22}\text{ClN}$	4086-73-1	227.774	46		
1-Pentyl-3-methylimidazolium bis(trifluoromethylsulfonyl)imide	$\text{C}_{10}\text{H}_{15}\text{F}_6\text{N}_3\text{O}_4\text{S}_2$	280779-53-5	419.364			
1-(3,4,5,6-Perfluorohexyl)-3-methylimidazolium bis(trifluoromethylsulfonyl)imide	$\text{C}_{12}\text{H}_{10}\text{F}_{15}\text{N}_3\text{O}_4\text{S}_2$		609.331	-56		
1-Propyl-3-methylimidazolium bromide	$\text{C}_7\text{H}_{13}\text{BrN}_2$		205.095	37		
1-Propyl-3-methylimidazolium tetrafluoroborate	$\text{C}_7\text{H}_{13}\text{BF}_4\text{N}_2$		211.996	-17	1.240 ²⁵	103 ²⁵
Pyridinium ethoxethylsulfate	$\text{C}_9\text{H}_{15}\text{NO}_5\text{S}$	630393-27-0	249.284		1.281 ²⁵	
Tetrabutylammonium bis(trifluoromethylsulfonyl)imide	$\text{C}_{18}\text{H}_{35}\text{F}_6\text{N}_2\text{O}_4\text{S}_2$	210230-40-3	522.610	92		
Tetrabutylammonium docusate	$\text{C}_{36}\text{H}_{73}\text{NO}_7\text{S}$		664.033	-62 gl		12000 ²⁵
Tetrabutylammonium tris(pentafluoroethyl)trifluorophosphate	$\text{C}_{22}\text{H}_{36}\text{F}_{18}\text{NP}$		687.473	58		
Tetrabutylammonium tris(trifluoromethylsulfonyl)methide	$\text{C}_{20}\text{H}_{36}\text{F}_9\text{NO}_6\text{S}_3$	196958-57-3	653.684	96		
Tetramethylammonium tris(pentafluoroethyl)trifluorophosphate	$\text{C}_{14}\text{H}_{20}\text{F}_{18}\text{NP}$	394692-80-9	575.261	97		
<i>N,N,N</i> -Tributyl-1-heptanaminium bis(trifluoromethylsulfonyl)imide	$\text{C}_{21}\text{H}_{42}\text{F}_6\text{N}_2\text{O}_4\text{S}_2$	210230-50-5	564.689	-67 gl	1.17 ²⁰	606 ²⁵
<i>N,N,N</i> -Tributyl-1-heptanaminium trifluoromethanesulfonate	$\text{C}_{20}\text{H}_{42}\text{F}_3\text{NO}_3\text{S}$	210230-54-9	433.612	-55 gl		
<i>N,N,N</i> -Tributyl-1-hexanaminium bis(trifluoromethylsulfonyl)imide	$\text{C}_{20}\text{H}_{40}\text{F}_6\text{N}_2\text{O}_4\text{S}_2$	210230-49-2	550.663	26	1.15 ²⁰	595 ²⁵
Tributylmethylammonium bis(trifluoromethylsulfonyl)imide	$\text{C}_{15}\text{H}_{30}\text{F}_6\text{N}_2\text{O}_4\text{S}_2$	405514-94-5	480.530		1.266 ²⁴	
<i>N,N,N</i> -Tributyl-1-octanaminium bis(trifluoromethylsulfonyl)imide	$\text{C}_{22}\text{H}_{44}\text{F}_6\text{N}_2\text{O}_4\text{S}_2$	210230-51-6	578.715	-63 gl	1.12 ²⁰	574 ²⁵
<i>N,N,N</i> -Tributyl-1-octanaminium trifluoromethanesulfonate	$\text{C}_{21}\text{H}_{44}\text{F}_3\text{NO}_3\text{S}$	210230-58-3	447.639	-57 gl	1.02 ²⁰	2000 ²⁵
<i>N,N,N</i> -Triethylethanaminium bis(trifluoromethylsulfonyl)imide	$\text{C}_{10}\text{H}_{20}\text{F}_6\text{N}_2\text{O}_4\text{S}_2$	161401-26-9	410.397			
<i>N,N,N</i> -Triethyl-1-heptanaminium bis(trifluoromethylsulfonyl)imide	$\text{C}_{15}\text{H}_{30}\text{F}_6\text{N}_2\text{O}_4\text{S}_2$	210230-47-0	480.530	-79 gl	1.26 ²⁰	76 ²⁵
<i>N,N,N</i> -Triethyl-1-hexanaminium bis(trifluoromethylsulfonyl)imide	$\text{C}_{14}\text{H}_{28}\text{F}_6\text{N}_2\text{O}_4\text{S}_2$	210230-46-9	466.503	20	1.27 ²⁰	167 ²⁵
<i>N,N,N</i> -Triethyl-1-octanaminium bis(trifluoromethylsulfonyl)imide	$\text{C}_{16}\text{H}_{32}\text{F}_6\text{N}_2\text{O}_4\text{S}_2$	210230-48-1	494.556	-74 gl	1.25 ²⁰	202 ²⁵
Trihexyl(tetradecyl)phosphonium acetate	$\text{C}_{34}\text{H}_{71}\text{O}_2\text{P}$	460092-04-0	542.901		0.890 ²⁵	
Trihexyl(tetradecyl)phosphonium bis(trifluoromethylsulfonyl)imide	$\text{C}_{34}\text{H}_{68}\text{F}_6\text{NO}_4\text{PS}_2$	460092-03-9	764.002		1.067 ²⁵	
Trihexyl(tetradecyl)phosphonium chloride	$\text{C}_{32}\text{H}_{68}\text{ClP}$	258864-54-9	519.309		0.89 ²⁵	
Trihexyltetradecylphosphonium hexafluorophosphate	$\text{C}_{32}\text{H}_{68}\text{F}_6\text{P}_2$	374683-44-0	628.820	39		
Trihexyltetradecylphosphonium tetrafluoroborate	$\text{C}_{32}\text{H}_{68}\text{BF}_4\text{P}$	374683-55-3	570.661	25	0.94	
Trihexyl(tetradecyl)phosphonium tris(pentafluoroethyl)trifluorophosphate	$\text{C}_{38}\text{H}_{68}\text{F}_{18}\text{P}_2$		928.866	<-50	1.18	
Triisobutylmethylphosphonium <i>p</i> -toluenesulfonate	$\text{C}_{20}\text{H}_{37}\text{O}_3\text{PS}$	344774-05-6	388.545		1.069 ²⁵	
<i>N,N,N</i> -Trimethyl-1-heptanaminium bis(trifluoromethylsulfonyl)imide	$\text{C}_{12}\text{H}_{24}\text{F}_6\text{N}_2\text{O}_4\text{S}_2$	210230-44-7	438.450	-73 gl	1.28 ²⁰	153 ²⁵
<i>N,N,N</i> -Trimethyl-1-hexanaminium bis(trifluoromethylsulfonyl)imide	$\text{C}_{11}\text{H}_{22}\text{F}_6\text{N}_2\text{O}_4\text{S}_2$	210230-43-6	424.424	-74 gl	1.33 ²⁰	153 ²⁵
<i>N,N,N</i> -Trimethylmethanaminium bis(trifluoromethylsulfonyl)imide	$\text{C}_6\text{H}_{12}\text{F}_6\text{N}_2\text{O}_4\text{S}_2$	161401-25-8	354.290	133		
<i>N,N,N</i> -Trimethyl-1-octanaminium bis(trifluoromethylsulfonyl)imide	$\text{C}_{13}\text{H}_{26}\text{F}_6\text{N}_2\text{O}_4\text{S}_2$	210230-45-8	452.476	-73 gl	1.27 ²⁰	181 ²⁵
<i>N,N,N</i> -Tripropyl-1-propanaminium bis(trifluoromethylsulfonyl)imide	$\text{C}_{14}\text{H}_{28}\text{F}_6\text{N}_2\text{O}_4\text{S}_2$	210230-39-0	466.503	105		

DENSITY AND SPECIFIC VOLUME OF MERCURY

The data in this table have been adjusted to the ITS-90 temperature scale. The uncertainty in density values is 0.0003 g/mL between –20 and –10 °C; 0.0001 or less between –10 and 200 °C; and 0.0002 between 200 and 300 °C.

Reference

Ambrose, D., *Metrologia*, 27, 245, 1990.

$t/^{\circ}\text{C}$	$\rho/(\text{g/mL})$	$v/(\text{mL/kg})$	$t/^{\circ}\text{C}$	$\rho/(\text{g/mL})$	$v/(\text{mL/kg})$	$t/^{\circ}\text{C}$	$\rho/(\text{g/mL})$	$v/(\text{mL/kg})$
–20	13.64461	73.2890	30	13.52134	73.9572	80	13.39971	74.6285
–19	13.64212	73.3024	31	13.51889	73.9705	81	13.39729	74.6420
–18	13.63964	73.3157	32	13.51645	73.9839	82	13.39487	74.6554
–17	13.63716	73.3291	33	13.51400	73.9973	83	13.39245	74.6689
–16	13.63468	73.3424	34	13.51156	74.0107	84	13.39003	74.6824
–15	13.63220	73.3558	35	13.50911	74.0241	85	13.38762	74.6959
–14	13.62972	73.3691	36	13.50667	74.0375	86	13.38520	74.7094
–13	13.62724	73.3824	37	13.50422	74.0509	87	13.38278	74.7229
–12	13.62476	73.3958	38	13.50178	74.0643	88	13.38037	74.7364
–11	13.62228	73.4091	39	13.49934	74.0777	89	13.37795	74.7498
–10	13.61981	73.4225	40	13.49690	74.0911	90	13.37554	74.7633
–9	13.61733	73.4358	41	13.49446	74.1045	91	13.37313	74.7768
–8	13.61485	73.4492	42	13.49202	74.1179	92	13.37071	74.7903
–7	13.61238	73.4625	43	13.48958	74.1313	93	13.36830	74.8038
–6	13.60991	73.4759	44	13.48714	74.1447	94	13.36589	74.8173
–5	13.60743	73.4892	45	13.48470	74.1581	95	13.36347	74.8308
–4	13.60496	73.5026	46	13.48226	74.1715	96	13.36106	74.8443
–3	13.60249	73.5160	47	13.47982	74.1850	97	13.35865	74.8579
–2	13.60002	73.5293	48	13.47739	74.1984	98	13.35624	74.8714
–1	13.59755	73.5427	49	13.47495	74.2118	99	13.35383	74.8849
0	13.59508	73.5560	50	13.47251	74.2252	100	13.35142	74.8984
1	13.59261	73.5694	51	13.47008	74.2386	110	13.3273	75.0337
2	13.59014	73.5827	52	13.46765	74.2520	120	13.3033	75.1693
3	13.58768	73.5961	53	13.46521	74.2655	130	13.2793	75.3052
4	13.58521	73.6095	54	13.46278	74.2789	140	13.2553	75.4413
5	13.58275	73.6228	55	13.46035	74.2923	150	13.2314	75.5778
6	13.58028	73.6362	56	13.45791	74.3057	160	13.2075	75.7147
7	13.57782	73.6495	57	13.45548	74.3192	170	13.1836	75.8519
8	13.57535	73.6629	58	13.45305	74.3326	180	13.1597	75.9895
9	13.57289	73.6763	59	13.45062	74.3460	190	13.1359	76.1274
10	13.57043	73.6896	60	13.44819	74.3594	200	13.1120	76.2659
11	13.56797	73.7030	61	13.44576	74.3729	210	13.0882	76.4047
12	13.56551	73.7164	62	13.44333	74.3863	220	13.0644	76.5440
13	13.56305	73.7297	63	13.44090	74.3998	230	13.0406	76.6838
14	13.56059	73.7431	64	13.43848	74.4132	240	13.0167	76.8241
15	13.55813	73.7565	65	13.43605	74.4266	250	12.9929	76.9650
16	13.55567	73.7698	66	13.43362	74.4401	260	12.9691	77.1064
17	13.55322	73.7832	67	13.43120	74.4535	270	12.9453	77.2484
18	13.55076	73.7966	68	13.42877	74.4670	280	12.9214	77.3909
19	13.54831	73.8100	69	13.42635	74.4804	290	12.8975	77.5341
20	13.54585	73.8233	70	13.42392	74.4939	300	12.8736	77.6779
21	13.54340	73.8367	71	13.42150	74.5073			
22	13.54094	73.8501	72	13.41908	74.5208			
23	13.53849	73.8635	73	13.41665	74.5342			
24	13.53604	73.8769	74	13.41423	74.5477			
25	13.53359	73.8902	75	13.41181	74.5612			
26	13.53114	73.9036	76	13.40939	74.5746			
27	13.52869	73.9170	77	13.40697	74.5881			
28	13.52624	73.9304	78	13.40455	74.6016			
29	13.52379	73.9438	79	13.40213	74.6150			

THERMAL PROPERTIES OF MERCURY

Lev R. Fokin

The first of these tables gives the molar heat capacity at constant pressure of liquid and gaseous mercury as a function of temperature. To convert to specific heat in units of J/g K, divide these values by 200.59, the atomic weight of mercury.

Reference

Douglas, T. B., Ball, A. T., and Ginnings, D. C., *J. Res. Natl. Bur. Stands.*, 46, 334, 1951.

$t/^{\circ}\text{C}$	$C_p/(\text{J/mol K})$		$t/^{\circ}\text{C}$	$C_p/(\text{J/mol K})$		$t/^{\circ}\text{C}$	$C_p/(\text{J/mol K})$	
	Liquid	Gas		Liquid	Gas		Liquid	Gas
-38.84	28.2746	20.786	140	27.3675	20.786	340	27.1500	20.836
-20	28.1466	20.786	160	27.3090	20.786	356.73	27.1677	20.849
0	28.0190	20.786	180	27.2588	20.790	360	27.1709	20.853
20	27.9002	20.786	200	27.2169	20.790	380	27.1981	20.870
25	27.8717	20.786	220	27.1834	20.794	400	27.2324	20.891
40	27.7897	20.786	240	27.1583	20.794	420	27.2738	20.916
60	27.6880	20.786	260	27.1412	20.799	440	27.3207	20.941
80	27.5952	20.786	280	27.1320	20.807	460	27.3742	20.974
100	27.5106	20.786	300	27.1303	20.815	480	27.4332	21.008
120	27.4349	20.786	320	27.1366	20.824	500	27.4985	21.046

The second table gives the molar heat capacity of solid mercury in its rhombohedral (α -mercury) form.

References

1. Busey and Giaque, *J. Am. Chem. Soc.*, 75, 806, 1953.
2. Amitin, Lebedeva, and Paukov, *Rus. J. Phys. Chem.*, 2666, 1979.

$t/^{\circ}\text{C}$	$C_p/(\text{J/mol K})$	$t/^{\circ}\text{C}$	$C_p/(\text{J/mol K})$	$t/^{\circ}\text{C}$	$C_p/(\text{J/mol K})$	$t/^{\circ}\text{C}$	$C_p/(\text{J/mol K})$
-268.99	0.99*	-248.15	12.74	-193.15	23.16	-93.15	26.69
-268.99	0.97**	-243.15	14.78	-183.15	23.76	-73.15	27.28
-268.15	1.6	-233.15	17.90	-173.15	24.24	-53.15	27.96
-263.15	4.6	-223.15	19.94	-153.15	25.00	-38.87	28.5
-258.15	7.6	-213.15	21.40	-133.15	25.61		
-253.15	10.33	-203.15	22.42	-113.15	26.15		

* Superconducting state
** Normal state

The final table gives the cubic thermal expansion coefficient α , the isothermal compressibility coefficient κ_T , and the speed of sound u for liquid mercury as a function of temperature. These properties are defined as follows:

where ν is the specific volume (given in the table on the preceding page).

Reference

Vukalovich, M. P., et al., *Thermophysical Properties of Mercury*, Moscow Standard Press, 1971.

$$\alpha = \frac{1}{\nu} \frac{\partial \nu}{\partial T}_p \quad \kappa_T = -\frac{1}{\nu} \frac{\partial \nu}{\partial P}_T \quad u^2 = \frac{\partial P}{\partial \rho}_s \quad \rho = \nu^{-1}$$

$t/^{\circ}\text{C}$	$\alpha \times 10^4/\text{K}^{-1}$	$\kappa_T \times 10^6/\text{bar}^{-1}$		$u/\text{m s}^{-1}$	$t/^{\circ}\text{C}$	$\alpha \times 10^4/\text{K}^{-1}$	$\kappa_T \times 10^6/\text{bar}^{-1}$		$u/\text{m s}^{-1}$
		At 1 bar	At 1000 bar				At 1 bar	At 1000 bar	
-20	1.818	3.83		1470	120	1.8058	4.513	4.33	1404.7
0	1.8144	3.918	3.78	1460.8	140	1.8074	4.622		1395.4
20	1.8110	4.013	3.87	1451.4	160	1.8100	4.731	4.53	1386.1
40	1.8083	4.109	3.96	1442.0	180	1.8136	4.844		1376.7
60	1.8064	4.207		1432.7	200	1.818	4.96		1367
80	1.8053	4.308	4.14	1423.4	250	1.834	5.26		1344
100	1.8051	4.410		1414.1	300	1.856	5.59		1321

MELTING CURVE OF MERCURY

The solid–liquid phase boundary of mercury provides a convenient means of calibrating pressures up to 1 GPa in the neighborhood of room temperature. The best representation of this curve is given by:

$$p/\text{GPa} = 1.932845 \cdot 10^{-2}d + 1.8333 \cdot 10^{-6}d^2 + 5.9791 \cdot 10^{-8}d^3$$

where $d = t/^{\circ}\text{C} - 38.8344$. Temperature is on the ITS-90 scale, and the relation is valid for pressures up to about 1.2 GPa. The following table is calculated from this equation.

<i>p</i> vs. <i>t</i>		<i>t</i> vs. <i>p</i>	
<i>t</i> / $^{\circ}\text{C}$	<i>p</i> /GPa	<i>p</i> /GPa	<i>t</i> / $^{\circ}\text{C}$
−38.83	0.000	0.010	−38.32
−35.00	0.074	0.020	−37.80
−30.00	0.171	0.050	−36.25
−25.00	0.268	0.100	−33.66
−20.00	0.365	0.200	−28.50
−15.00	0.463	0.300	−23.35
−10.00	0.560	0.400	−18.21
−5.00	0.658	0.500	−13.08
0.00	0.757	0.600	−7.97
5.00	0.856	0.700	−2.88
10.00	0.955	0.800	2.18
15.00	1.055	0.900	7.23
20.00	1.156	1.000	12.24
25.00	1.257	1.100	17.23
30.00	1.359	1.200	22.19

Reference

Molinar, G. F., Bean, V., Houck, J., and Welch, B., *Metrologia* 16, 21, 1980; 28, 353, 1991.

VAPOR PRESSURE OF MERCURY

The following table gives the vapor pressure of mercury in kilopascals (100 kPa = 1 bar) from the triple point (234.3156 K) to the critical point (1764 K). The data are generated from the formulation of Huber, Laesecke, and Friend in Reference 1, which is based on a critical evaluation of all the published data on mercury vapor pressure and related thermodynamic properties. The estimated uncertainty in the vapor pressure is:

−38 to −10 °C	3%
0 to 130 °C	1%
140 to 350 °C	0.15%
360 to 620 °C	0.5%
630 to 1491 °C	5%

Most of the entries in this table carry one significant figure beyond the estimated accuracy.

Note that the table refers to mercury vapor in equilibrium with liquid mercury, in the absence of air or other gases.

References

1. Huber, M. L., Laesecke, A., and Friend, D. G., *The Vapor Pressure of Mercury*, NISTIR 6643, National Institute of Standards and Technology, Boulder, CO, March 2006.
2. Huber, M. L., Laesecke, A., and Friend, D. G., *Ind. Eng. Chem. Res.* 45, 7351, 2006.
3. Vargaftik, N. B., Vinogradov, Y. K., and Yargin, V. S., *Handbook of Physical Properties of Liquids and Gases, Third Edition*, Begell House, New York, 1996.

<i>t</i> /°C	<i>p</i> /kPa	<i>t</i> /°C	<i>p</i> /kPa	<i>t</i> /°C	<i>p</i> /kPa	<i>t</i> /°C	<i>p</i> /kPa
−38.83	2.985×10^{-7}	38	0.0007350	300	32.965	720	6254
−30	9.451×10^{-7}	39	0.0007929	310	40.856	730	6718
−20	3.160×10^{-6}	40	0.0008551	320	50.260	740	7205
−10	9.625×10^{-6}	41	0.0009216	330	61.396	750	7718
0	2.699×10^{-5}	42	0.0009928	340	74.498	760	8258
1	2.979×10^{-5}	43	0.001069	350	89.823	770	8824
2	3.287×10^{-5}	44	0.001151	360	107.65	780	9417
3	3.623×10^{-5}	45	0.001238	370	128.26	790	10040
4	3.991×10^{-5}	46	0.001331	380	151.99	800	10690
5	4.393×10^{-5}	47	0.001430	390	179.17	810	11370
6	4.833×10^{-5}	48	0.001537	400	210.15	820	12080
7	5.312×10^{-5}	49	0.001650	410	245.32	830	12820
8	5.836×10^{-5}	50	0.001771	420	285.07	840	13600
9	6.406×10^{-5}	55	0.002506	430	329.82	850	14410
10	7.028×10^{-5}	60	0.003508	440	380.00	860	15250
11	7.705×10^{-5}	65	0.004862	450	436.07	870	16120
12	8.441×10^{-5}	70	0.006673	460	498.51	880	17030
13	9.242×10^{-5}	75	0.009075	470	567.81	890	17980
14	0.0001011	80	0.01223	480	644.46	900	18960
15	0.0001106	85	0.01635	490	729.01	910	19980
16	0.0001208	90	0.02167	500	821.99	920	21040
17	0.0001320	95	0.02850	510	923.96	930	22140
18	0.0001440	100	0.03721	520	1035.5	940	23270
19	0.0001571	110	0.06209	530	1157.2	950	24450
20	0.0001713	120	0.1009	540	1289.6	960	25670
21	0.0001866	130	0.1599	550	1433.3	970	26930
22	0.0002032	140	0.2478	560	1589.1	980	28230
23	0.0002211	150	0.3759	570	1757.4	990	29580
24	0.0002404	160	0.5592	580	1939	1000	30970
25	0.0002613	170	0.8168	590	2135	1050	38600
26	0.0002839	180	1.1728	600	2345	1100	47450
27	0.0003082	190	1.6573	610	2570	1150	57590
28	0.0003344	200	2.3071	620	2811	1200	69100
29	0.0003627	210	3.1670	630	3069	1250	82100
30	0.0003931	220	4.2906	640	3344	1300	96600
31	0.0004259	230	5.7414	650	3637	1350	112700
32	0.0004611	240	7.5939	660	3949	1400	130000
33	0.0004990	250	9.9347	670	4281	1450	150000
34	0.0005398	260	12.863	680	4632	1491	167000
35	0.0005835	270	16.494	690	5005		
36	0.0006305	280	20.955	700	5399		
37	0.0006809	290	26.392	710	5815		

SURFACE TENSION OF COMMON LIQUIDS

The surface tension γ of about 200 liquids is tabulated here as a function of temperature. Values of γ are given in units of millinewtons per meter (mN/m), which is equivalent to dyn/cm in c.g.s. units. The values refer to a nominal pressure of one atmosphere (about 100 kPa) except in cases where the indicated temperature is above the normal boiling point of the substance; in those cases, the applicable pressure is the saturation vapor pressure at the temperature in question.

The uncertainty of the values is 0.1 to 0.2 mN/m or less in most cases. Values at temperatures between the points tabulated can be obtained by linear interpolation to a good approximation.

Substances are listed by molecular formula in the modified Hill order, with substances not containing carbon appearing before those that do contain carbon. A more extensive compilation of surface tension may be found in Reference 1.

References

1. Jasper, J. J., *J. Phys. Chem. Ref. Data* 1, 841, 1972.
2. Kahl, H., Wadewitz, T., and Winkelmann, J., *J. Chem. Eng. Data* 48, 580, 2003.

Mol. Formula	Name	γ in mN/m				
		10 °C	25 °C	50 °C	75 °C	100 °C
Br ₂	Bromine	43.68	40.95	36.40		
Cl ₂ O ₂ S	Sulfuryl chloride		28.78			
Cl ₃ OP	Phosphoryl chloride		32.03	28.85	25.66	
Cl ₃ P	Phosphorus trichloride		27.98	24.81		
Cl ₄ Si	Silicon tetrachloride	19.78	18.29	15.80		
H ₂ O	Water	74.23	71.99	67.94	63.57	58.91
H ₄ N ₂	Hydrazine		66.39			
Hg	Mercury	488.55	485.48	480.36	475.23	470.11
CCl ₄	Tetrachloromethane		26.43	23.37	20.31	17.25
CS ₂	Carbon disulfide	33.81	31.58	27.87		
CHBr ₃	Tribromomethane		44.87	41.60	38.33	
CHCl ₃	Trichloromethane		26.67	23.44	20.20	
CH ₂ Br ₂	Dibromomethane		39.05	35.33	31.61	
CH ₂ Cl ₂	Dichloromethane		27.20			
CH ₂ O ₂	Formic acid		37.13	34.38	31.64	
CH ₃ I	Iodomethane	32.19	30.34			
CH ₃ NO	Formamide		57.03	54.92	52.82	50.71
CH ₃ NO ₂	Nitromethane	39.04	36.53	32.33		
CH ₄ O	Methanol	23.23	22.07	20.14		
CH ₃ N	Methylamine		19.15			
C ₂ HCl ₅	Pentachloroethane		34.15	31.20	28.26	
C ₂ HF ₃ O ₂	Trifluoroacetic acid		13.53	11.42		
C ₂ H ₂ Cl ₄	1,1,2,2-Tetrachloroethane		35.58	32.41	29.24	26.07
C ₂ H ₃ Cl ₃	1,1,1-Trichloroethane		25.18	22.07		
C ₂ H ₃ Cl ₃	1,1,2-Trichloroethane		34.02	30.65	27.27	23.89
C ₂ H ₃ N	Acetonitrile		28.66	25.51		
C ₂ H ₄ Br ₂	1,2-Dibromoethane		39.55	36.25	32.95	
C ₂ H ₄ Cl ₂	1,1-Dichloroethane		24.07			
C ₂ H ₄ Cl ₂	1,2-Dichloroethane		31.86	28.29	24.72	
C ₂ H ₄ O	Acetaldehyde	22.54	20.50	17.10		
C ₂ H ₄ O ₂	Acetic acid		27.10	24.61	22.13	
C ₂ H ₄ O ₂	Methyl formate	26.72	24.36	20.43	16.50	12.57
C ₂ H ₅ Br	Bromoethane	25.36	23.62			
C ₂ H ₅ I	Iodoethane	30.38	28.46	25.24		
C ₂ H ₅ NO ₂	Nitroethane	34.02	32.13	29.00		
C ₂ H ₆ O	Ethanol	23.22	21.97	19.89		
C ₂ H ₆ OS	Dimethyl sulfoxide		42.92	40.06		
C ₂ H ₆ O ₂	Ethylene glycol		47.99	45.76	43.54	41.31
C ₂ H ₆ S	Dimethyl sulfide	25.27	24.06			
C ₂ H ₆ S	Ethanethiol		23.08			
C ₂ H ₆ S ₂	Dimethyl disulfide		33.39	30.04		

Mol. Formula	Name	γ in mN/m				
		10 °C	25 °C	50 °C	75 °C	100 °C
C ₂ H ₇ N	Dimethylamine		26.34			
C ₂ H ₇ N	Ethylamine		19.20			
C ₂ H ₇ NO	Ethanolamine		48.32	45.53	42.73	
C ₃ H ₅ Br	3-Bromopropene		26.31	23.17		
C ₃ H ₅ Cl	3-Chloropropene		23.14			
C ₃ H ₅ ClO	Epichlorohydrin	38.40	36.36	32.96	29.56	26.16
C ₃ H ₅ N	Propanenitrile		26.75	23.87		
C ₃ H ₆ Cl ₂	1,2-Dichloropropane		28.32	25.22	22.12	
C ₃ H ₆ O	Acetone	24.57	22.72	19.65		
C ₃ H ₆ O	Allyl alcohol	26.63	25.28	23.02	20.77	
C ₃ H ₆ O ₂	Ethyl formate	25.16	23.18			
C ₃ H ₆ O ₂	Methyl acetate	26.66	24.73	21.51		
C ₃ H ₆ O ₂	Propanoic acid		26.20	23.72	21.23	
C ₃ H ₇ Br	1-Bromopropane	27.08	25.26	22.21		
C ₃ H ₇ Br	2-Bromopropane	25.03	23.25	20.30		
C ₃ H ₇ Cl	1-Chloropropane	23.16	21.30			
C ₃ H ₇ Cl	2-Chloropropane	20.49	19.16			
C ₃ H ₇ NO	<i>N,N</i> -Dimethylformamide	37.56	35.74	32.70	29.66	26.62
C ₃ H ₇ NO ₂	2-Nitropropane	31.02	29.29	26.39		
C ₃ H ₈ O	1-Propanol	24.48	23.32	21.38	19.43	
C ₃ H ₈ O	2-Propanol	22.11	20.93	18.96	16.98	
C ₃ H ₈ O ₂	2-Methoxyethanol	32.32	30.84	28.38	25.92	23.46
C ₃ H ₈ S	1-Propanethiol		24.20	21.02		
C ₃ H ₈ S	2-Propanethiol		21.33	18.39		
C ₃ H ₉ N	Propylamine		21.75			
C ₃ H ₉ N	Trimethylamine		13.41			
C ₄ H ₄ N ₂	Pyridazine	49.51	47.96	45.37	42.78	40.19
C ₄ H ₄ N ₂	Pyrimidine		30.33	27.80	25.28	22.75
C ₄ H ₄ S	Thiophene		30.68	27.36		
C ₄ H ₅ N	Pyrrole	38.71	37.06	34.31		
C ₄ H ₆ O ₃	Acetic anhydride	34.08	31.93	28.34	24.75	21.16
C ₄ H ₇ N	Butanenitrile		26.92	24.33	21.73	
C ₄ H ₈ O	2-Butanone		23.97	21.16		
C ₄ H ₈ O ₂	1,4-Dioxane		32.75	29.28	25.80	22.32
C ₄ H ₈ O ₂	Ethyl acetate	25.13	23.39	20.49	17.58	14.68
C ₄ H ₈ O ₂	Methyl propanoate	26.32	24.44	21.29		
C ₄ H ₈ O ₂	Butanoic acid		26.05	23.75	21.45	
C ₄ H ₉ Br	1-Bromobutane	27.58	25.90	23.08	20.27	17.45
C ₄ H ₉ Cl	1-Chlorobutane	24.85	23.18	20.39		
C ₄ H ₉ I	1-Iodobutane	29.79	28.24	25.67	23.09	20.51
C ₄ H ₉ N	Pyrrolidine	30.58	29.23	26.98		
C ₄ H ₁₀ O	1-Butanol	26.28	24.93	22.69	20.44	18.20
C ₄ H ₁₀ O	2-Butanol	23.74	22.54	20.56	18.57	16.58
C ₄ H ₁₀ O	2-Methyl-2-propanol		19.96	17.71		
C ₄ H ₁₀ O	Diethyl ether		16.65			
C ₄ H ₁₀ O ₂	2-Ethoxyethanol		28.35	26.11	23.86	21.62
C ₄ H ₁₀ O ₃	Diethylene glycol		44.77	42.57	40.37	38.17
C ₄ H ₁₀ S	Diethyl sulfide	26.22	24.57	21.80		
C ₄ H ₁₁ N	Butylamine		23.44	20.63		
C ₄ H ₁₁ N	Isobutylamine		21.75	19.02		
C ₄ H ₁₁ N	<i>tert</i> -Butylamine		16.87			
C ₄ H ₁₁ N	Diethylamine		19.85			
C ₅ H ₄ O ₂	Furfural	45.08	43.09	39.78	36.46	33.14
C ₅ H ₅ N	Pyridine		36.56	33.29	30.03	
C ₅ H ₈	Cyclopentene	24.45	22.20			

Mol. Formula	Name	γ in mN/m				
		10 °C	25 °C	50 °C	75 °C	100 °C
C_5H_8O	Cyclopentanone	34.45	32.80	30.05	27.30	24.55
C_5H_9NO	N-Methyl-2-pyrrolidinone	41.94	40.21	37.33	34.45	31.57
C_5H_{10}	1-Pentene	17.10	15.45			
C_5H_{10}	2-Methyl-2-butene	18.61	17.15			
C_5H_{10}	Cyclopentane	24.07	21.88	18.22		
$C_5H_{10}O$	2-Pentanone		23.25	21.62		
$C_5H_{10}O$	3-Pentanone		24.74	22.13		
$C_5H_{10}O$	Pentanal	26.95	25.44	22.91		
$C_5H_{10}O_2$	Butyl formate	26.05	24.52	21.95	19.39	16.82
$C_5H_{10}O_2$	Propyl acetate	25.48	23.80	21.00	18.20	15.40
$C_5H_{10}O_2$	Isopropyl acetate	23.37	21.76	19.08	16.40	
$C_5H_{10}O_2$	Ethyl propanoate	25.55	23.80	20.88	17.96	
$C_5H_{10}O_2$	Methyl butanoate	26.34	24.62	21.76	18.89	16.03
$C_5H_{11}Cl$	1-Chloropentane	26.01	24.40	21.71	19.02	16.33
$C_5H_{11}N$	Piperidine	30.64	28.91	26.03	23.14	20.26
C_5H_{12}	Pentane	17.15	15.49			
$C_5H_{12}O$	1-Pentanol	26.67	25.36	23.17	20.99	18.80
$C_5H_{12}O$	2-Pentanol	24.96	23.45	20.94	18.43	15.92
$C_5H_{12}O$	3-Methyl-1-butanol	24.94	23.71	21.66	19.61	17.56
$C_5H_{13}N$	Pentylamine		24.69	22.14	19.58	
$C_6H_4Cl_2$	<i>m</i> -Dichlorobenzene	37.15	35.43	32.57	29.70	26.83
C_6H_5Br	Bromobenzene	36.98	35.24	32.34	29.44	26.54
C_6H_5Cl	Chlorobenzene	34.78	32.99	30.02	27.04	24.06
C_6H_5ClO	<i>o</i> -Chlorophenol		39.70	36.89	34.09	31.28
C_6H_5ClO	<i>m</i> -Chlorophenol		41.18	38.66	36.13	33.61
C_6H_5F	Fluorobenzene	28.47	26.66	23.65	20.64	
C_6H_5I	Iodobenzene	40.40	38.71	35.91	33.10	30.29
$C_6H_5NO_2$	Nitrobenzene			40.56	37.66	34.77
C_6H_6	Benzene		28.22	25.00	21.77	
C_6H_6O	Phenol			38.20	35.53	32.86
C_6H_7N	Aniline		42.12	39.41	36.69	
C_6H_7N	2-Methylpyridine		33.00	29.90	26.79	
$C_6H_8N_2$	Adiponitrile		45.45	43.02	40.58	
C_6H_{10}	Cyclohexene	28.01	26.17	23.12		
$C_6H_{10}O$	Cyclohexanone	36.43	34.57	31.46	28.36	25.25
$C_6H_{11}N$	Hexanenitrile		27.37	25.11	22.84	
C_6H_{12}	Cyclohexane	25.91	24.16	21.26	15.44	
C_6H_{12}	Methylcyclopentane	23.47	21.72	18.82		
C_6H_{12}	1-Hexene	19.44	17.90	15.33		
$C_6H_{12}O$	Cyclohexanol		32.92	30.50	28.09	25.67
$C_6H_{12}O$	2-Hexanone		25.45	22.72		
$C_6H_{12}O_2$	Butyl acetate	26.48	24.88	22.21	19.54	16.87
$C_6H_{12}O_2$	Isobutyl acetate	24.58	23.06	20.53	17.99	15.46
$C_6H_{12}O_2$	Ethyl butanoate	25.51	23.94	21.33	18.71	16.10
$C_6H_{12}O_3$	Paraldehyde	27.22	25.63	22.97	20.32	17.66
$C_6H_{13}Cl$	1-Chlorohexane	27.28	25.73	23.13	20.54	17.94
$C_6H_{13}N$	Cyclohexylamine		31.22	28.25	25.28	
C_6H_{14}	Hexane	19.42	17.89	15.33		
C_6H_{14}	2-Methylpentane	18.37	16.88	14.39		
C_6H_{14}	3-Methylpentane	19.20	17.61	14.96		
$C_6H_{14}O$	Diisopropyl ether		17.27	14.65		
$C_6H_{14}O$	1-Hexanol		25.81	23.81	21.80	19.80
$C_6H_{14}O_2$	1,1-Diethoxyethane		20.89	18.31	15.74	
$C_6H_{14}O_2$	2-Butoxyethanol	27.36	26.14	24.10	22.06	20.02
$C_6H_{15}N$	Triethylamine		20.22	17.74		

Mol. Formula	Name	γ in mN/m				
		10 °C	25 °C	50 °C	75 °C	100 °C
C ₆ H ₁₅ N	Dipropylamine		22.31	19.75	17.20	
C ₆ H ₁₅ N	Diisopropylamine		19.14	16.45		
C ₇ H ₅ N	Benzonitrile		38.79	35.90	33.00	
C ₇ H ₆ O	Benzaldehyde	39.63	38.00	35.27	32.55	29.82
C ₇ H ₈	Toluene	29.46	27.73	24.85	21.98	19.10
C ₇ H ₈ O	<i>o</i> -Cresol		36.90	34.38	31.85	29.32
C ₇ H ₈ O	<i>m</i> -Cresol		35.69	33.38	31.07	28.76
C ₇ H ₈ O	Benzyl alcohol				27.89	24.44
C ₇ H ₈ O	Anisole		35.10	32.09	29.08	
C ₇ H ₉ N	<i>N</i> -Methylaniline		36.90	34.47	32.05	
C ₇ H ₉ N	2,3-Dimethylpyridine		32.71	30.04	27.36	
C ₇ H ₉ N	Benzylamine		39.30	36.27	33.23	
C ₇ H ₁₄	Methylcyclohexane	24.98	23.29	20.46		
C ₇ H ₁₄	1-Heptene	21.29	19.80	17.33	14.85	
C ₇ H ₁₄ O	2-Heptanone		26.12	23.48		
C ₇ H ₁₄ O ₂	Pentyl acetate	26.67	25.17	22.69	20.20	17.72
C ₇ H ₁₄ O ₂	Heptanoic acid		27.76	25.64		
C ₇ H ₁₆	Heptane	21.14	19.66	17.19	14.73	
C ₇ H ₁₆	3-Methylhexane	20.76	19.31	16.88	14.46	
C ₈ H ₈ O	Acetophenone		39.04	36.15	33.27	
C ₈ H ₈ O ₂	Methyl benzoate		37.17	34.25	31.32	
C ₈ H ₈ O ₃	Methyl salicylate	40.98	39.22	36.28	33.35	30.41
C ₈ H ₁₀	Ethylbenzene	30.39	28.75	26.01	23.28	20.54
C ₈ H ₁₀	<i>o</i> -Xylene	31.41	29.76	27.01	24.25	21.50
C ₈ H ₁₀	<i>m</i> -Xylene	30.13	28.47	25.71	22.95	20.19
C ₈ H ₁₀	<i>p</i> -Xylene		28.01	25.32	22.64	19.95
C ₈ H ₁₀ O	Phenetole		32.41	29.65	26.89	
C ₈ H ₁₁ N	<i>N,N</i> -Dimethylaniline		35.52	32.90	30.27	
C ₈ H ₁₁ N	<i>N</i> -Ethylaniline		36.33	33.65	30.98	
C ₈ H ₁₆	Ethylcyclohexane	26.73	25.15	22.51		
C ₈ H ₁₈	Octane	22.57	21.14	18.77	16.39	14.01
C ₈ H ₁₈	2,5-Dimethylhexane	20.77	19.40	17.12	14.84	12.56
C ₈ H ₁₈ O	1-Octanol	28.30	27.10	25.12		
C ₈ H ₁₉ N	Dibutylamine		24.12	21.74	19.36	
C ₈ H ₁₉ N	Diisobutylamine		21.72	19.44	17.16	
C ₉ H ₇ N	Quinoline	44.19	42.59	39.94	37.28	34.62
C ₉ H ₁₂	Cumene	29.27	27.69	25.05	22.42	19.78
C ₉ H ₁₂	1,2,4-Trimethylbenzene	30.74	29.20	26.64	24.07	21.51
C ₉ H ₁₂	Mesitylene	28.89	27.55	25.31	23.07	20.82
C ₉ H ₁₈ O	5-Nonanone		26.28	23.85		
C ₉ H ₂₀	Nonane	23.79	22.38	20.05	17.71	15.37
C ₉ H ₂₀ O	1-Nonanol	29.03	27.89	26.00	24.10	22.20
C ₁₀ H ₁₂	1,2,3,4-Tetrahydronaphthalene		33.17	30.78	28.40	
C ₁₀ H ₂₂	Decane	24.75	23.37	21.07	18.77	16.47
C ₁₀ H ₂₂ O	1-Decanol	29.61	28.51	26.68	24.85	23.02
C ₁₁ H ₂₄	Undecane	25.56	24.21	21.96	19.70	17.45
C ₁₂ H ₁₀ O	Diphenyl ether		26.75	24.80		
C ₁₂ H ₂₇ N	Tributylamine		24.39	22.32	20.24	
C ₁₃ H ₂₈	Tridecane	26.86	25.55	23.37	21.19	19.01
C ₁₄ H ₁₂ O ₂	Benzyl benzoate	44.47	42.82	40.06	37.31	34.55
C ₁₄ H ₃₀	Tetradecane	27.43	26.13	23.96	21.78	19.61
C ₁₆ H ₃₄	Hexadecane		27.05	24.91	22.78	20.64
C ₁₈ H ₃₈	Octadecane		27.87	25.77	23.66	21.55

SURFACE TENSION OF AQUEOUS MIXTURES

The composition dependence of the surface tension of binary mixtures of several compounds with water is given in this table. The data are tabulated as a function of the mass percent of the non-aqueous component. Data for methanol, ethanol, 1-propanol, and 2-propanol are taken from Reference 1, which also gives values at other temperatures.

References

1. Vazquez, G., Alvarez, E., and Navaza, J. M., *J. Chem. Eng. Data*, 40, 611, 1995.
2. Landolt-Börnstein, *Numerical Data and Functional Relationships in Science and Technology, New Series*, IV/16, *Surface Tension*, Springer-Verlag, Heidelberg, 1997.

Compound	<i>t</i> /°C	Surface Tension in mN/m for the Specified Mass %										
		0%	10%	20%	30%	40%	50%	60%	70%	80%	90%	100%
Acetic acid	30	71.2	51.4	43.3	41.2	38.2	37.4	36.1	33.5	31.5	30.2	26.3
Acetone	25	72.0	44.9	40.5	36.7	33.0	30.1	29.4	29.4	27.6	24.5	23.1
Acetonitrile	20	72.8	48.5	40.2	34.1	31.6	30.6	30.0	29.6	29.1	28.7	28.4
1,2-Butanediol	25	72.0	66.1	60.4	55.1	50.1	45.6	43.3	41.9	40.8	39.2	35.8
1,3-Butanediol	30	71.2	58.1	51.6	48.7	45.8	43.9	42.4	41.2	40.0	39.0	37.0
1,4-Butanediol	30	71.2	61.2	56.9	54.2	52.0	50.7	49.5	47.9	46.6	45.2	43.8
Butanoic acid	30	71.2	42.4	37.5	35.5	34.8	32.2	30.8	29.2	27.4	26.3	25.5
2-Butanone	20	72.8	41.6	32.2				25.2				24.6
γ-Butyrolactone	30	71.2	64	58	53	50	48	46	45	44	42.8	42.7
Chloroacetic acid	25	72.0	59.8	53.6	51.3	49.7	48.3	47.5	46.1			
Diethanolamine	25	72.0	66.8	63.2	60.7	58.8	57.2	55.7	54.3	52.7	50.6	47.2
<i>N,N</i> -Dimethylacetamide	25	72.0	72.0	72.0	72.4	73.5	74.9	75.4	73.0	65.7	54.7	36.4
<i>N,N</i> -Dimethylformamide	25	72.0	65.4	59.2	53.8	49.6	47.3	46.9	44.9	42.3	38.4	35.2
1,4-Dioxane	25	72.0					41.2	39.6	37.9	36.2	34.5	33.7
Ethanol	25	72.01	47.53	37.97	32.98	30.16	27.96	26.23	25.01	23.82	22.72	21.82
Ethylene glycol	20	72.8	68.5	64.9	61.9		57.0					48.2
Formic acid	20	72.8	66	60	55.7	52.2	50.3	48.8	47.1	44.7	40.9	38.0
Glycerol	25	72.0	70.5	69.5	68.5	67.9	67.4	66.9	66.5	65.7	64.5	62.5
Methanol	25	72.01	56.18	47.21	41.09	36.51	32.86	29.83	27.48	25.54	23.93	22.51
Morpholine	20	72.8	65.1	60.7	58.9	56.7	53.0	49.6	47.0	43.7	41.8	38.7
Nitric acid	20	72.8	71.9	70.7	68.9	66.6	63.8	60.6	56.8	52.6	47.9	42.6
Propanoic acid	30	71.2	46.6	42.2	37.7	35.6	33.1	31.7	30.2	28.2	27.4	25.8
1-Propanol	25	72.01	34.32	27.84	25.98	25.26	24.80	24.49	24.08	23.86	23.59	23.28
2-Propanol	25	72.01	40.42	30.57	26.82	25.27	24.26	23.51	22.68	22.14	21.69	21.22
1,2-Propylene glycol	30	71.2	60.5	54.9	50.7	47.2	44.5	41.5	38.6	37.6	36.3	35.5
1,3-Propylene glycol	30	71.2	62.6	58.8	55.7	53.8	52.8	51.7	50.8	49.6	48.2	47.0
Pyridine	25	72.0	52.8	51.2	48.0	46.8	46.6	45.8	45.0	43.6	40.9	37.0
Sulfolane	20	72.8					62.5	61.6	59.6	57.1	54.9	50.9
Sulfuric acid	50	67.9	73.5	75.1	73.6	71.2	68.0	64.1	60.0	56.4	53.6	51.7
Trichloroacetaldehyde	25	72.0	56.7	51.0	46.7	44.1	43.0	42.5	41.5	38.9	34.7	29.4
Trichloroacetic acid	25	72.0	55.8	46.5	42.8	41.6	40.6	39.4	38.3	37.4	36.5	

PERMITTIVITY (DIELECTRIC CONSTANT) OF LIQUIDS

Christian Wohlfarth

The permittivity of a substance (often called the dielectric constant) is the ratio of the electric displacement D to the electric field strength E when an external field is applied to the substance. The quantity tabulated here is the relative permittivity, which is the ratio of the actual permittivity to the permittivity of a vacuum; it is a dimensionless number.

The table gives the static relative permittivity ϵ_r , i.e., the relative permittivity measured in static fields or at low frequencies where no relaxation effects occur. The fourth column of the table lists the value of ϵ_r at the temperature specified in the third column, usually 293.15 or 298.15 K. Otherwise, the temperature closest to 293.15 K was chosen, or (as it is the case for many of the substances included here) ϵ_r is given at the only temperature for which data are available.

The static permittivity refers to nominal atmospheric pressure as long as the corresponding temperature is below the normal boiling point. Otherwise, at temperatures above the normal boiling point, the pressure is understood to be the saturated vapor pressure of the substance considered.

For substances where information on the temperature dependence of the permittivity is available, the table gives the coefficients of a simple polynomial fitting of permittivity to temperature with an equation of the form

$$\epsilon_r(T) = a + bT + cT^2 + dT^3$$

where T is the absolute temperature in K. Since the parameter d was used in only a few cases where the quadratic fit was not satisfactory, only a , b , and c are listed as columns in the table, while the d values are given at the end of this introduction. For all other substances, $d = 0$. The temperature range of the fit is given in the

last column. The coefficients of the fitting equation can be used to calculate dielectric constants within the fitted temperature range but should not be used for extrapolation outside this range. The user who needs dielectric constant data with more accuracy than can be provided by this equation is referred to Reference 1, which gives the original data together with their literature source.

Substances are listed by molecular formula in modified Hill order, with substances not containing carbon preceding those that do contain carbon.

* Indicates that the isomer was not specified in the original reference.

** Indicates a compound for which the cubic term is needed:

Ethanol	$d = -0.15512\text{E-}05$
<i>N</i> -Methylacetamide	$d = -0.12998\text{E-}04$
1,2-Propylene glycol	$d = -0.32544\text{E-}05$
1-Butanol	$d = -0.48841\text{E-}06$
2-Butanol	$d = -0.89512\text{E-}06$
2-Methyl-1-propanol	$d = -0.45229\text{E-}06$
2-Methyl-2-propanol	$d = -0.25968\text{E-}05$
<i>N</i> -Butylacetamide	$d = -0.48716\text{E-}05$

References

1. Wohlfarth, Ch., Static Dielectric Constants of Pure Liquids and Binary Liquid Mixtures, *Landolt-Börnstein, Numerical Data and Functional Relationships in Science and Technology, New Series*, Editor in Chief, O. Madelung, Group IV, Macroscopic and Technical Properties of Matter, Volume 6, Springer-Verlag, Berlin, 1991.
2. Marsh, K. N., Ed., *Recommended Reference Materials for the Realization of Physicochemical Properties*, Blackwell Scientific Publications, Oxford, 1987.

Mol. Form.	Name	T/K	ϵ_r	a	b	c	Range/K
AlBr ₃	Aluminum tribromide	373.2	3.38				
Ar	Argon	140.00	1.3247	0.12408E+01	0.68755E-02	-0.45344E-04	87-149
AsH ₃	Arsine	200.9	2.40	0.37674E+01	-0.97454E-02	0.14537E-04	157-201
BBr ₃	Boron tribromide	273.2	2.58				
B ₂ H ₆	Diborane	180.66	1.8725	0.23848E+01	-0.29501E-02	0.64189E-06	108-181
B ₅ H ₉	Pentaborane(9)	298.2	21.1	0.40952E+03	-0.24414E+01	0.38225E-02	226-298
BrF ₃	Bromine trifluoride	298.2	106.8				
BrF ₅	Bromine pentafluoride	297.7	7.91	0.11428E+02	-0.11822E-01		262-298
BrH	Hydrogen bromide	186.8	8.23				
BrNO	Nitrosyl bromide	288.4	13.4				
Br ₂	Bromine	297.9	3.1484	0.32701E+01	-0.12535E-03		273-327
Br ₂ OS	Thionyl bromide	293.2	9.06				
Br ₃ OV	Vanadyl tribromide	298.2	3.6	0.61112E+01	-0.84211E-02		203-298
Br ₄ Ge	Germanium(IV) bromide	299.9	2.955	0.34450E+01	-0.16083E-02		300-316
Br ₄ Sn	Tin(IV) bromide	303.45	3.169	0.50001E+01	-0.60383E-02		304-316
ClFO ₃	Perchloryl fluoride	150.2	2.194	0.23808E+01	-0.38629E-03	-0.57143E-05	125-150
ClF ₃	Chlorine trifluoride	293.2	4.394	0.96716E+01	-0.18000E-01		273-313
ClF ₅	Chlorine pentafluoride	193.2	4.28	0.78192E+01	-0.20860E-01	0.13132E-04	193-256
ClH	Hydrogen chloride	158.9	14.3	0.47316E+02	-0.28455E+00	0.48650E-03	159-258
ClNO	Nitrosyl chloride	285.2	18.2				
Cl ₂	Chlorine	208.0	2.147	0.29440E+01	-0.44649E-02	0.30388E-05	208-240
Cl ₂ F ₃ P	Phosphorus(V) dichloride trifluoride	228.63	2.8129	0.46501E+01	-0.80358E-02		172-229
Cl ₂ OS	Thionyl chloride	298.2	8.675				
Cl ₂ OSe	Selenium oxychloride	293.2	46.2				
Cl ₂ O ₂ S	Sulfuryl chloride	293.2	9.1				

Mol. Form.	Name	T/K	ϵ_r	<i>a</i>	<i>b</i>	<i>c</i>	Range/K
Cl ₂ S	Sulfur dichloride	298.2	2.915				
Cl ₂ S ₂	Sulfur chloride	288.2	4.79				
Cl ₃ F ₃ P	Phosphorus(V) trichloride difluoride	268.0	2.3752	0.28905E+01	-0.19228E-02		215-268
Cl ₃ OP	Phosphorus(V) oxychloride	293.2	14.1				
Cl ₃ OV	Vanadyl trichloride	298.2	3.4				
Cl ₃ P	Phosphorus(III) chloride	290.2	3.498	0.59098E+01	-0.83322E-02		290-333
Cl ₃ PS	Phosphorus(V) sulfide trichloride	298.2	4.94				
Cl ₄ FP	Phosphorus(V) tetrachloride fluoride	272.64	2.6499	0.33503E+01	-0.29651E-02		244-273
Cl ₄ Ge	Germanium(IV) chloride	273.2	2.463	-0.55078E+01	0.64881E-01	-0.13091E-03	246-273
Cl ₄ Pb	Lead(IV) chloride	293.2	2.78				
Cl ₄ Si	Tetrachlorosilane	273.2	2.248	0.58041E+01	-0.27129E-01	0.51678E-04	207-273
Cl ₄ Sn	Tin(IV) chloride	273.2	3.014	0.43951E+01	-0.48805E-02		234-273
Cl ₄ Ti	Titanium(IV) chloride	257.4	2.843	0.33668E+01	-0.19675E-02		237-257
Cl ₄ V	Vanadium(IV) chloride	298.2	3.05				
Cl ₃ P	Phosphorus(V) chloride	433.2	2.85				
Cl ₃ Sb	Antimony(V) chloride	293.0	3.222	0.45413E+01	-0.45078E-02		276-320
FH	Hydrogen fluoride	273.2	83.6	0.50352E+03	-0.19297E+01	0.14372E-02	200-273
F ₂	Fluorine	53.48	1.4913	0.14144E+01	0.26387E-02	-0.28356E-04	54-144
F ₅ I	Iodine pentafluoride	293.2	37.13	0.95184E+02	-0.19800E+00		273-313
F ₆ S	Sulfur hexafluoride	223.2	1.81				
F ₆ Xe	Xenon hexafluoride	328.2	4.10				
F ₇ I	Iodine heptafluoride	298.2	1.75				
F ₁₀ S ₂	Sulfur decafluoride	293.2	2.0202				
HI	Hydrogen iodide	220.2	3.87	0.51557E+03	-0.44552E+01	0.96795E-02	220-236
H ₂	Hydrogen	13.52	1.2792	0.13327E+01	-0.51946E-02		14-19
H ₂ O	Water	293.2	80.100	0.24921E+03	-0.79069E+00	0.72997E-03	273-372
H ₂ O ₂	Hydrogen peroxide	290.2	74.6	0.48511E+03	-0.23145E+01	0.31020E-02	233-303
H ₂ S	Hydrogen sulfide	283.2	5.93	0.14736E+02	-0.33675E-01	0.96740E-05	212-363
H ₃ N	Ammonia	293.2	16.61	0.66756E+02	-0.24696E+00	0.25913E-03	238-323
H ₄ N ₂	Hydrazine	298.2	51.7	0.22061E+03	-0.89633E+00	0.11066E-02	278-323
He	Helium	2.055	1.0555	0.10640E+01	-0.35584E-02		2-4
I ₂	Iodine	391.25	11.08	0.64730E+02	-0.29266E+00	0.39759E-03	391-441
Kr	Krypton	119.80	1.664				
Mn ₂ O ₇	Manganese(VII) oxide	293.2	3.28	0.37655E+01	-0.16463E-02		283-312
NO	Nitric oxide	124	2.00				
N ₂	Nitrogen	63.15	1.4680	0.12550E+01	0.67949E-02	-0.56704E-04	63-126
N ₂ O ₃	Nitrogen trioxide	203.2	31.13	0.92287E+02	-0.43306E+00	0.65000E-03	203-243
N ₂ O ₄	Nitrogen tetroxide	293.2	2.44	0.28212E+01	-0.13000E-02		253-293
Ne	Neon	26.11	1.1907	0.12667E+01	-0.29064E-02		26-29
O ₂	Oxygen	54.478	1.5684	0.15434E+01	0.14615E-02	-0.21964E-04	55-154
O ₂ S	Sulfur dioxide	298.2	16.3	0.52045E+02	-0.16125E+00	0.11042E-03	213-449
O ₃	Ozone	90.2	4.75	0.86344E+01	-0.54807E-01	0.12596E-03	90-185
O ₃ S	Sulfur trioxide	291.2	3.11				
P	Phosphorus	307.2	4.096	0.79018E+00	0.23911E-01	-0.42826E-04	307-358
S	Sulfur	407.2	3.4991	0.51651E+01	-0.77381E-02	0.89120E-05	407-479
Se	Selenium	510.65	5.44	0.67569E+01	-0.25829E-02		511-575
Xe	Xenon	161.35	1.880				
CBrClF ₂	Bromochlorodifluoromethane	123.2	3.920	0.52442E+01	-0.11000E-01		123-223
CBrCl ₃	Bromotrichloromethane	293.2	2.405	0.29249E+01	-0.17650E-02		273-333
CBrF ₃	Bromotrifluoromethane	123.2	3.730	0.54154E+01	-0.13680E-01		123-173
CBr ₂ Cl ₂	Dibromodichloromethane	298.2	2.542	0.32330E+01	-0.23162E-02		298-333
CBr ₂ F ₂	Dibromodifluoromethane	273.2	2.939	0.67296E+01	-0.22133E-01	0.30213E-04	139-273
CBr ₃ Cl	Tribromochloromethane	333.2	2.601				
CBr ₃ F	Tribromofluoromethane	293.2	3.00	0.53203E+01	-0.11061E-01	0.10688E-04	206-323
CBr ₃ NO ₂	Tribromonitromethane	298.2	9.034	0.16079E+02	-0.23630E-01		298-328
CClF ₃	Chlorotrifluoromethane	123.2	3.010	0.43677E+01	-0.11020E-01		123-173
CCl ₂ F ₂	Dichlorodifluoromethane	123.2	3.500	0.46984E+01	-0.97600E-02		123-223
CCl ₂ O	Carbonyl chloride	295.2	4.30				
CCl ₃ D	Trichloromethane- <i>d</i>	298.2	4.67				
CCl ₃ F	Trichlorofluoromethane	293.2	3.00	0.53203E+01	-0.11061E-01	0.10688E-04	206-323
CCl ₃ NO ₂	Trichloronitromethane	293.2	7.319	0.14403E+02	-0.24178E-01		276-333
CCl ₄	Tetrachloromethane	293.2	2.2379	0.28280E+01	-0.20339E-02	0.71795E-07	283-333
CF ₄	Tetrafluoromethane	126.3	1.685	0.20350E+01	-0.27616E-02		126-142

Mol. Form.	Name	T/K	ϵ_r	<i>a</i>	<i>b</i>	<i>c</i>	Range/K
CHBr ₃	Tribromomethane	283.2	4.404	0.71707E+01	−0.98000E-02		283-343
CHCl ₃	Trichloromethane	293.2	4.8069	0.15115E+02	−0.51830E-01	0.56803E-04	218-323
CHF ₃	Trifluoromethane	294.0	5.2	0.11442E+03	−0.75600E+00	0.13562E-02	130-263
CHN	Hydrogen cyanide	293.2	114.9	0.37331E+04	−0.23180E+02	0.36963E-01	258-299
CH ₂ Br ₂	Dibromomethane	283.2	7.77	0.18060E+02	−0.36333E-01		283-313
CH ₂ Cl ₂	Dichloromethane	298.0	8.93	0.40452E+02	−0.17748E+00	0.23942E-03	184-306
CH ₂ F ₂	Diffuoromethane	152.2	53.74	0.19428E+03	−0.12939E+01	0.24280E-02	152-224
CH ₂ I ₂	Diiodomethane	298.2	5.32				
CH ₂ O ₂	Formic acid	298.2	51.1	0.14040E+03	−0.24673E+00	−0.17151E-03	287-358
CH ₃ Br	Bromomethane	275.7	9.71	0.40580E+02	−0.18418E+00	0.26219E-03	195-276
CH ₃ Cl	Chloromethane	295.2	10.0	0.42775E+02	−0.16175E+00	0.17108E-03	190-392
CH ₃ ClO ₂ S	Methanesulfonyl chloride	293.2	34.0	0.10384E+03	−0.33838E+00	0.34156E-03	293-373
CH ₃ DO	Methan- <i>d</i> ₁ -ol	297.5	31.68	0.20839E+03	−0.10318E+01	0.14740E-02	176-298
CH ₃ F	Fluoromethane	131.0	51.0	0.11338E+03	−0.63979E+00	0.96983E-03	150-299
CH ₃ I	Iodomethane	293.2	6.97	0.24264E+02	−0.93914E-01	0.11926E-03	223-303
CH ₃ NO	Formamide	293.2	111.0	0.26076E+03	−0.61145E+00	0.34296E-03	278-333
CH ₃ NO ₂	Nitromethane	293.2	37.27	0.11227E+03	−0.35591E+00	0.34206E-03	288-343
CH ₃ NO ₂	Methyl nitrite	200.0	20.77	0.11071E+03	−0.73428E+00	0.14054E-02	110-260
CH ₃ NO ₃	Methyl nitrate	293.2	23.9				
CH ₄	Methane	91.0	1.6761	0.15996E+01	0.27434E-02	−0.22086E-04	91-184
CH ₄ O	Methanol	293.2	33.0	0.19341E+03	−0.92211E+00	0.12839E-02	177-293
CH ₅ N	Methylamine	215.2	16.7	0.34398E+02	−0.73630E-01	−0.41279E-04	198-258
CN ₄ O ₈	Tetranitromethane	293.2	2.317				
COS	Carbon oxysulfide	185.0	4.47	0.84702E+01	−0.21488E-01		143-185
COSe	Carbon oxyselenide	283.2	3.47	0.48740E+01	−0.49425E-02		219-283
CO ₂	Carbon dioxide	295.0	1.4492	0.79062E+00	0.10639E-01	−0.28510E-04	220-300
CS ₂	Carbon disulfide	293.2	2.6320	0.45024E+01	−0.12054E-01	0.19147E-04	154-319
C ₂ Br ₂ F ₄	1,2-Dibromotetrafluoroethane	298.2	2.34				
C ₂ Cl ₂ F ₄	1,2-Dichlorotetrafluoroethane	273.2	2.4842	0.36663E+01	−0.42271E-02	−0.36255E-06	193-273
C ₂ Cl ₂ O ₂	Oxalyl chloride	294.35	3.470				
C ₂ Cl ₃ N	Trichloroacetonitrile	292.2	7.85				
C ₂ Cl ₄	Tetrachloroethylene	303.2	2.268				
C ₂ Cl ₄ F ₂	1,1,2,2-Tetrachloro-1,2-difluoroethane	308.2	2.52				
C ₂ HBr ₃ O	Tribromoacetaldehyde	293.2	7.6				
C ₂ HCl ₃	Trichloroethylene	301.5	3.390	0.58319E+01	−0.80828E-02		302-338
C ₂ HCl ₃ F ₂	1,2,2-Trichloro-1,1-difluoroethane	303.2	4.01	0.75423E+01	−0.11667E-01		303-333
C ₂ HCl ₃ O	Trichloroacetaldehyde	298.2	6.8				
C ₂ HCl ₃ O ₂	Trichloroacetic acid	333.2	4.34	0.13412E+01	0.90000E-02	−0.24130E-14	333-393
C ₂ HCl ₅	Pentachloroethane	298.2	3.716	0.65972E+01	−0.96800E-02		298-338
C ₂ HF ₃ O ₂	Trifluoroacetic acid	293.2	8.42	0.21652E+02	−0.68146E-01	0.78571E-04	263-323
C ₂ H ₂	Acetylene	195.0	2.4841				
C ₂ H ₂ Br ₂	<i>cis</i> -1,2-Dibromoethylene	298.2	7.08				
C ₂ H ₂ Br ₂	<i>trans</i> -1,2-Dibromoethylene	298.2	2.88				
C ₂ H ₂ Br ₄	1,1,2,2-Tetrabromoethane	303.2	6.72	0.16246E+02	−0.31500E-01		303-333
C ₂ H ₂ Cl ₂	1,1-Dichloroethylene	293.2	4.60				
C ₂ H ₂ Cl ₂	<i>cis</i> -1,2-Dichloroethylene	298.2	9.20				
C ₂ H ₂ Cl ₂	<i>trans</i> -1,2-Dichloroethylene	293.2	2.14				
C ₂ H ₂ Cl ₂ O ₂	Dichloroacetic acid	293.2	8.33	0.11014E+02	−0.10859E-01	0.49242E-05	284-363
C ₂ H ₂ Cl ₄	1,1,1,2-Tetrachloroethane	207.2	9.22	0.19606E+02	−0.49847E-01		207-233
C ₂ H ₂ Cl ₄	1,1,2,2-Tetrachloroethane	293.2	8.50				
C ₂ H ₂ I ₂	<i>cis</i> -1,2-Diiodoethylene	345.65	4.46				
C ₂ H ₃ ClO	Acetyl chloride	295.2	15.8				
C ₂ H ₃ ClO ₂	Chloroacetic acid	338.2	12.35	0.17310E+02	−0.14674E-01		338-393
C ₂ H ₃ Cl ₂ NO ₂	1,1-Dichloro-1-nitroethane	303.2	16.3	0.37576E+02	−0.70400E-01		303-333
C ₂ H ₃ Cl ₃	1,1,1-Trichloroethane	293.2	7.243	0.27705E+02	−0.10621E+00	0.12424E-03	258-318
C ₂ H ₃ Cl ₃	1,1,2-Trichloroethane	298.2	7.1937	0.17147E+02	−0.33371E-01		288-318
C ₂ H ₃ F ₃ O	2,2,2-Trifluoroethanol	293.2	27.68	0.90593E+02	−0.21421E+00		293-318
C ₂ H ₃ N	Acetonitrile	293.2	36.64	0.29724E+03	−0.15508E+01	0.22591E-02	288-333
C ₂ H ₃ NO	Methyl isocyanate	288.7	21.75				
C ₂ H ₄	Ethylene	270.0	1.4833	0.13546E+01	0.62614E-02	−0.21374E-04	200-270
C ₂ H ₄ BrCl	1-Bromo-2-chloroethane	283.2	7.41	0.19493E+02	−0.59054E-01	0.58036E-04	263-363
C ₂ H ₄ Br ₂	1,2-Dibromoethane	293.2	4.9612	0.67142E+01	−0.59800E-02		293-313
C ₂ H ₄ Cl ₂	1,1-Dichloroethane	298.2	10.10	0.24429E+02	−0.48000E-01		288-318

Mol. Form.	Name	T/K	ϵ_r	<i>a</i>	<i>b</i>	<i>c</i>	Range/K
C ₂ H ₄ Cl ₂	1,2-Dichloroethane	293.2	10.42	0.24404E+02	-0.47892E-01		293-343
C ₂ H ₄ Cl ₂ O	Bis(chloromethyl) ether	293.2	3.51				
C ₂ H ₄ N ₂ O ₆	Ethylene glycol dinitrate	293.2	28.26				
C ₂ H ₄ O	Acetaldehyde	291.2	21.0				
C ₂ H ₄ O	Ethylene oxide	293.2	12.42	0.52661E+02	-0.21337E+00	0.25947E-03	293-243
C ₂ H ₄ OS	Thioacetic acid	298.2	14.30				
C ₂ H ₄ O ₂	Acetic acid	293.2	6.20	-0.15731E+02	0.12662E+00	-0.17738E-03	293-363
C ₂ H ₄ O ₂	Methyl formate	288.2	9.20	0.19699E+02	-0.36429E-01		288-302
C ₂ H ₄ O ₃ S	Ethylene glycol sulfite	298.2	39.6	0.85483E+02	-0.15400E+00		298-328
C ₂ H ₅ Br	Bromoethane	298.2	9.01	0.28473E+02	-0.85495E-01	0.67971E-04	243-308
C ₂ H ₅ Cl	Chloroethane	293.2	9.45	0.60693E+02	-0.31290E+00	0.47154E-03	237-293
C ₂ H ₅ ClO	2-Chloroethanol	293.2	25.80	0.11155E+03	-0.30149E+00		140-175
C ₂ H ₅ I	Iodoethane	293.2	7.82	0.25598E+02	-0.94367E-01	0.11424E-03	183-343
C ₂ H ₅ N	Ethyleneimine	298.2	18.3	0.61405E+02	-0.14474E+00		273-298
C ₂ H ₅ NO	Acetamide	363.7	67.6	-0.20055E+03	0.15515E+01	-0.22392E-02	364-448
C ₂ H ₅ NO	N-Methylformamide	293.2	189.0	0.10383E+04	-0.43165E+01	0.48398E-02	276-353
C ₂ H ₅ NO	Acetaldoxime	298.2	4.70				
C ₂ H ₅ NO ₂	Nitroethane	288.2	29.11	0.57406E+02	-0.97657E-01		276-333
C ₂ H ₅ NO ₂	Methyl carbamate	328.2	18.48	0.36773E+02	-0.55700E-01		328-368
C ₂ H ₅ NO ₃	Ethyl nitrate	293.2	19.7				
C ₂ H ₆	Ethane	95.0	1.9356	0.20185E+01	-0.51493E-03	-0.48148E-05	95-295
C ₂ H ₆ O	Ethanol**	293.2	25.3	0.15145E+03	-0.87020E+00	0.19570E-02	163-523
C ₂ H ₆ O	Dimethyl ether	258.0	6.18	0.22389E+02	-0.86524E-01	0.91291E-04	155-258
C ₂ H ₆ OS	Dimethyl sulfoxide	293.2	47.24	0.38478E+02	0.16939E+00	-0.47423E-03	288-343
C ₂ H ₆ O ₂	Ethylene glycol	293.2	41.4	0.14355E+03	-0.48573E+00	0.46703E-03	293-423
C ₂ H ₆ O ₂ S	Dimethyl sulfone	383.2	47.39	0.10830E+03	-0.15900E+00		383-398
C ₂ H ₆ O ₄ S	Dimethyl sulfate	298.2	55.0				
C ₂ H ₆ S	Ethanethiol	298.2	6.667				
C ₂ H ₆ S	Dimethyl sulfide	294.2	6.70				
C ₂ H ₆ S ₂	1,2-Ethanedithiol	293.2	7.26	0.11228E+02	-0.13500E-01		293-333
C ₂ H ₆ S ₂	Dimethyl disulfide	298.2	9.6	0.19109E+02	-0.32000E-01		298-323
C ₂ H ₇ N	Ethylamine	273.2	8.7	0.30163E+02	-0.79000E-01		233-273
C ₂ H ₇ NO	Ethanolamine	293.2	31.94	0.14890E+03	-0.62491E+00	0.77143E-03	253-293
C ₂ H ₈ N ₂	1,2-Ethanediamine	293.2	13.82	0.48922E+02	-0.17021E+00	0.17262E-03	273-333
C ₃ Cl ₆ O	Hexachloroacetone	291.9	3.925	0.76423E+01	-0.15838E-01	0.10618E-04	269-303
C ₃ F ₆ O	Perfluoroacetone	202.2	2.104	0.34809E+01	-0.92883E-02	0.12282E-04	151-238
C ₃ HN	Cyanoacetylene	291.9	72.3	0.91803E+03	-0.49149E+01	0.69104E-02	281-314
C ₃ H ₂ F ₆ O	1,1,1,3,3,3-Hexafluoro-2-propanol	293.2	16.70				
C ₃ H ₃ ClO ₃	4-Chloro-1,3-dioxolan-2-one	313.2	62.0				
C ₃ H ₃ N	Acrylonitrile	293.2	33.0	0.11109E+03	-0.36806E+00	0.34879E-03	233-413
C ₃ H ₃ NO ₂	Cyanoacetic acid	277.2	33.4				
C ₃ H ₄	Allene	269.0	2.025	0.26049E+01	-0.44147E-03	-0.63420E-05	156-269
C ₃ H ₄	Propyne	246.0	3.218	0.60871E+01	-0.11730E-01		185-246
C ₃ H ₄ ClF ₃	3-Chloro-1,1,1-trifluoropropane	295.2	7.32	0.22361E+02	-0.68840E-01	0.60594E-04	275-313
C ₃ H ₄ ClNO	2-Chloroethyl isocyanate	288.2	29.1	0.64311E+02	-0.12217E+00		288-403
C ₃ H ₄ Cl ₂ O	1,1-Dichloroacetone	293.2	14.6				
C ₃ H ₄ F ₄ O	2,2,3,3-Tetrafluoro-1-propanol	298.2	21.03				
C ₃ H ₄ O	Propargyl alcohol	293.2	20.8	0.99895E+02	-0.38911E+00	0.40776E-03	213-293
C ₃ H ₄ O ₃	Ethylene carbonate	313.2	89.78	0.20746E+03	-0.37610E+00		313-343
C ₃ H ₅ Br	3-Bromopropene	293.2	7.0				
C ₃ H ₅ BrO ₂	2-Bromopropanoic acid	294.2	11.0				
C ₃ H ₅ Br ₃	1,2,3-Tribromopropane	303.2	6.00	0.11024E+02	-0.16596E-01		303-358
C ₃ H ₅ Cl	2-Chloropropene	299.25	8.92				
C ₃ H ₅ Cl	3-Chloropropene	293.2	8.2				
C ₃ H ₅ ClN ₂ O ₆	3-Chloro-1,2-propanediol dinitrate	293.2	17.50				
C ₃ H ₅ ClO	Epichlorohydrin	293.2	22.6				
C ₃ H ₅ ClO ₂	Ethyl chloroformate	308.7	9.736	0.15356E+02	-0.18250E-01		309-349
C ₃ H ₅ ClO ₂	Methyl chloroacetate	293.2	12.0				
C ₃ H ₅ Cl ₃	1,2,3-Trichloropropane	293.2	7.5				
C ₃ H ₅ I	3-Iodopropene	292.2	6.1				
C ₃ H ₅ N	Propanenitrile	293.2	29.7	0.82222E+02	-0.22937E+00	0.17424E-03	213-473
C ₃ H ₅ NO	Ethyl isocyanate	293.2	19.7				
C ₃ H ₅ NS	Ethyl isothiocyanate	293.2	19.6				

Mol. Form.	Name	T/K	ϵ_r	<i>a</i>	<i>b</i>	<i>c</i>	Range/K
C ₃ H ₅ N ₃ O ₉	Trinitroglycerol	293.2	19.25				
C ₃ H ₆	Propene	220.0	2.1365	0.29623E+01	−0.37564E-02		220-250
C ₃ H ₆ Br ₂	1,2-Dibromopropane	283.2	4.60	0.54973E+01	−0.31695E-02		283-333
C ₃ H ₆ Br ₂	1,3-Dibromopropane	293.2	9.482	0.29193E+02	−0.94450E-01	0.92800E-04	293-368
C ₃ H ₆ ClNO ₂	2-Chloro-2-nitropropane	250.4	31.90				
C ₃ H ₆ Cl ₂	1,2-Dichloropropane	293.2	8.37	0.18915E+02	−0.35907E-01		281-323
C ₃ H ₆ Cl ₂	1,3-Dichloropropane	303.2	10.27	0.21609E+02	−0.37333E-01		303-333
C ₃ H ₆ Cl ₂	2,2-Dichloropropane	293.2	11.37	0.32421E+02	−0.72188E-01		245-293
C ₃ H ₆ N ₂ O ₄	2,2-Dinitropropane	325.1	42.4				
C ₃ H ₆ O	Allyl alcohol	293.2	19.7	0.62714E+02	−0.14771E+00	0.37879E-05	213-303
C ₃ H ₆ O	Propanal	290.2	18.5				
C ₃ H ₆ O	Acetone	293.2	21.01	0.88157E+02	−0.34300E+00	0.38925E-03	273-323
C ₃ H ₆ O ₂	Propanoic acid	298.2	3.44	0.18793E+01	0.46841E-02	0.19983E-05	289-408
C ₃ H ₆ O ₂	Ethyl formate	288.2	8.57	0.15884E+02	−0.25333E-01		288-318
C ₃ H ₆ O ₂	Methyl acetate	288.2	7.07	0.13190E+02	−0.21226E-01		276-318
C ₃ H ₆ O ₃	3-Hydroxypropanoic acid	296.2	30.0				
C ₃ H ₆ O ₃	Dimethyl carbonate	298.2	3.087				
C ₃ H ₆ O ₃	1,3,5-Trioxane	338.2	15.55				
C ₃ H ₇ Br	1-Bromopropane	293.2	8.09	0.17769E+02	−0.32599E-01		274-328
C ₃ H ₇ Br	2-Bromopropane	293.2	9.46	0.26195E+02	−0.72995E-01	0.55454E-04	186-328
C ₃ H ₇ Cl	1-Chloropropane	293.2	8.588	0.21214E+02	−0.43130E-01		273-313
C ₃ H ₇ ClO	3-Chloro-1-propanol	215.2	36.0	0.12436E+03	−0.60841E+00	0.92060E-03	145-215
C ₃ H ₇ ClO	1-Chloro-2-propanol	153.2	59.0	−0.19169E+02	0.13605E+01	−0.55567E-02	153-177
C ₃ H ₇ ClO ₂	3-Chloro-1,2-propanediol	293.2	31.0				
C ₃ H ₇ I	1-Iodopropane	293.2	7.07	0.13744E+02	−0.22745E-01		293-323
C ₃ H ₇ I	2-Iodopropane	298.2	8.19				
C ₃ H ₇ NO	<i>N</i> -Ethylformamide	298.2	102.7	0.64764E+03	−0.28499E+01	0.34286E-02	298-338
C ₃ H ₇ NO	<i>N,N</i> -Dimethylformamide	293.2	38.25	0.15364E+03	−0.60367E+00	0.71505E-03	213-353
C ₃ H ₇ NO	<i>N</i> -Methylacetamide**	303.2	179.0	0.15975E+04	−0.90451E+01	0.18345E-01	303-473
C ₃ H ₇ NO ₂	1-Nitropropane	288.2	24.70	0.94999E+02	−0.38358E+00	0.48480E-03	276-333
C ₃ H ₇ NO ₂	2-Nitropropane	288.2	26.74	0.60138E+02	−0.11566E+00		276-303
C ₃ H ₇ NO ₂	Propyl nitrite	250.0	12.35	0.70552E+02	−0.40362E+00	0.66687E-03	110-310
C ₃ H ₇ NO ₂	Isopropyl nitrite	260.0	13.92	0.74578E+02	−0.38283E+00	0.57071E-03	150-300
C ₃ H ₇ NO ₂	Ethyl carbamate	328.2	14.14	0.32431E+02	−0.65097E-01	0.28571E-04	328-368
C ₃ H ₈	Propane	293.19	1.6678	0.22883E+01	−0.23276E-02	0.84710E-06	90-300
C ₃ H ₈ O	1-Propanol	293.2	20.8	0.98045E+02	−0.36860E+00	0.36422E-03	193-493
C ₃ H ₈ O	2-Propanol	293.2	20.18	0.10416E+03	−0.41011E+00	0.42049E-03	193-493
C ₃ H ₈ O ₂	1,2-Propylene glycol**	303.2	27.5	0.24546E+03	−0.15738E+01	0.38068E-02	193-403
C ₃ H ₈ O ₂	1,3-Propylene glycol	293.2	35.1	0.11365E+03	−0.36680E+00	0.33766E-03	288-328
C ₃ H ₈ O ₂	Ethylene glycol monomethyl ether	298.2	17.2	0.11803E+03	−0.58000E+00	0.81001E-03	254-318
C ₃ H ₈ O ₂	Dimethoxymethane	293.2	2.644	0.25877E+01	−0.93019E-03	0.38472E-05	171-293
C ₃ H ₈ O ₃	Glycerol	293.2	46.53	0.77503E+02	−0.37984E-01	−0.23107E-03	288-343
C ₃ H ₈ S	1-Propanethiol	288.2	5.937	0.11602E+02	−0.19580E-01		273-318
C ₃ H ₈ S	2-Propanethiol	298.2	5.952				
C ₃ H ₈ S ₂	1,2-Propanedithiol	293.2	7.24	0.14667E+02	−0.32660E-01	0.25000E-04	293-333
C ₃ H ₈ S ₂	1,3-Propanedithiol	303.2	8.11	0.66607E+01	0.31310E-01	−0.87500E-04	303-343
C ₃ H ₉ BO ₃	Trimethyl borate	293.2	2.2762				
C ₃ H ₉ ClSi	Trimethylchlorosilane	273.2	10.21	−0.19492E+02	0.29806E+00	−0.69284E-03	223-273
C ₃ H ₉ N	Propylamine	296.2	5.08	0.17719E+02	−0.59022E-01	0.54780E-04	204-296
C ₃ H ₉ N	Isopropylamine	293.2	5.6268	0.40429E+02	−0.21441E+00	0.32634E-03	213-298
C ₃ H ₉ N	Trimethylamine	298.2	2.440	0.39745E+01	−0.51331E-02		273-298
C ₃ H ₉ O ₄ P	Trimethyl phosphate	293.2	20.6				
C ₄ Cl ₆	Hexachloro-1,3-butadiene	293.2	2.55				
C ₄ Cl ₆ O ₃	Trichloroacetic anhydride	298.2	5.0				
C ₄ F ₆ O ₃	Trifluoroacetic acid anhydride	298.2	2.7				
C ₄ H ₂ Cl ₄ O ₃	Dichloroacetic anhydride	298.2	15.8				
C ₄ H ₂ O ₃	Maleic anhydride	326.2	52.75				
C ₄ H ₂ F ₇ O	2,2,3,3,4,4,4-Heptafluoro-1-butanol	298.2	14.4				
C ₄ H ₄ N ₂	Succinonitrile	298.2	62.6	0.17724E+03	−0.54654E+00	0.54046E-03	236-351
C ₄ H ₄ N ₂	Pyrazine	323.2	2.80				
C ₄ H ₄ O	Furan	277.1	2.88	0.13636E+01	0.12864E-01	−0.22701E-04	188-277
C ₄ H ₄ S	Thiophene	293.2	2.739	0.32941E+01	−0.19019E-02		253-293
C ₄ H ₅ Cl	2-Chloro-1,3-butadiene	293.2	4.914				

Mol. Form.	Name	T/K	ϵ_r	<i>a</i>	<i>b</i>	<i>c</i>	Range/K
C ₄ H ₅ Cl ₃ O ₂	Ethyl trichloroacetate	293.2	8.428				
C ₄ H ₅ N	Pyrrole	293.0	8.00	0.12672E+02	-0.14075E-01	-0.62671E-05	293-357
C ₄ H ₅ NO	Allyl isocyanate	288.2	15.15	0.34299E+02	-0.66444E-01		288-333
C ₄ H ₆	1,3-Butadiene	265.0	2.050	0.27674E+01	-0.26738E-02		185-265
C ₄ H ₆ O	Divinyl ether	288.2	3.94				
C ₄ H ₆ O	Ethoxyacetylene	298.2	8.05				
C ₄ H ₆ O	Cyclobutanone	298.2	14.27	0.43974E+02	-0.15712E+00	0.19264E-03	220-317
C ₄ H ₆ O ₂	Methyl acrylate	303.2	7.03	0.11968E+02	-0.16500E-01		303-333
C ₄ H ₆ O ₂	2,3-Butanedione	298.2	4.04	0.46907E+01	-0.22302E-02		278-348
C ₄ H ₆ O ₂	γ -Butyrolactone	293.2	39.0				
C ₄ H ₆ O ₃	Acetic anhydride	293.2	22.45				
C ₄ H ₆ O ₃	Propylene carbonate	293.0	66.14	0.15940E+03	-0.39530E+00	0.26284E-03	273-333
C ₄ H ₇ Br	<i>cis</i> -2-Bromo-2-butene	293.2	5.38				
C ₄ H ₇ Br	<i>trans</i> -2-Bromo-2-butene	293.2	6.76				
C ₄ H ₇ BrO ₂	2-Bromobutanoic acid	293.2	7.2				
C ₄ H ₇ BrO ₂	Ethyl bromoacetate	303.2	9.75	0.15627E+02	-0.19600E-01		303-333
C ₄ H ₇ BrO ₂	Methyl 3-bromopropanoate	303.2	5.81	0.36001E+01	0.72500E-02		303-343
C ₄ H ₇ ClO ₂	Propyl chlorocarbonate	293.2	11.2				
C ₄ H ₇ ClO ₂	Methyl 2-chloropropanoate	303.2	11.45	0.22449E+02	-0.36250E-01		303-343
C ₄ H ₇ N	Butanenitrile	293.2	24.83	0.53884E+02	-0.99257E-01		293-333
C ₄ H ₇ N	2-Methylpropanenitrile	293.2	24.42	0.52554E+02	-0.96000E-01		293-313
C ₄ H ₇ NO	2-Pyrrolidone	298.2	28.18	0.11054E+03	-0.47945E+00	0.68182E-03	298-338
C ₄ H ₈	1-Butene	220.0	2.2195	0.29354E+01	-0.32580E-02		220-250
C ₄ H ₈	<i>cis</i> -2-Butene	296.0	1.960	0.28802E+01	-0.31064E-02		197-296
C ₄ H ₈	Isobutene	288.7	2.1225	0.33701E+01	-0.43295E-02		220-289
C ₄ H ₈ Br ₂	1,2-Dibromobutane	293.2	4.74	0.11199E+03	-0.63334E+00	0.91250E-03	293-333
C ₄ H ₈ Br ₂	1,3-Dibromobutane	293.2	9.14	0.34031E+02	-0.13254E+00	0.16250E-03	293-333
C ₄ H ₈ Br ₂	1,4-Dibromobutane	303.2	8.68	0.20944E+02	-0.55620E-01	0.50000E-04	303-333
C ₄ H ₈ Br ₂	2,3-Dibromobutane	298.2	6.245	0.23849E+02	-0.96300E-01	0.12500E-03	293-333
C ₄ H ₈ Br ₂	1,2-Dibromo-2-methylpropane	293.2	4.1				
C ₄ H ₈ Cl ₂	1,2-Dichlorobutane	293.2	7.74	0.31925E+02	-0.13232E+00	0.17007E-03	293-356
C ₄ H ₈ Cl ₂	1,4-Dichlorobutane	308.2	9.30	0.59766E+01	0.49300E-01	-0.12500E-03	308-338
C ₄ H ₈ Cl ₂	1,2-Dichloro-2-methylpropane	296.0	7.15	0.39429E+02	-0.20028E+00	0.30917E-03	165-296
C ₄ H ₈ Cl ₂ O	Bis(2-chloroethyl) ether	293.2	21.20				
C ₄ H ₈ O	Butanal	298.2	13.45				
C ₄ H ₈ O	2-Butanone	293.2	18.56	0.15457E+02	0.90152E-01	-0.27100E-03	293-333
C ₄ H ₈ O	Tetrahydrofuran	295.2	7.52	0.30739E+02	-0.12946E+00	0.17195E-03	224-295
C ₄ H ₈ O ₂	Butanoic acid	287.2	2.98	0.15010E+01	0.50046E-02		287-403
C ₄ H ₈ O ₂	2-Methylpropanoic acid	293.2	2.58				
C ₄ H ₈ O ₂	Propyl formate	303.2	6.92				
C ₄ H ₈ O ₂	Ethyl acetate	293.2	6.0814	0.15646E+02	-0.44066E-01	0.39137E-04	293-433
C ₄ H ₈ O ₂	Methyl propanoate	293.2	6.200	0.12798E+02	-0.22540E-01		293-333
C ₄ H ₈ O ₂	1,4-Dioxane	293.2	2.2189	0.27299E+01	-0.17440E-02		293-313
C ₄ H ₈ O ₃	2-Hydroxybutanoic acid	296.2	37.7				
C ₄ H ₈ O ₃	3-Hydroxybutanoic acid	296.2	31.5				
C ₄ H ₈ O ₃	Ethyl methyl carbonate	293.2	2.985				
C ₄ H ₈ O ₃	Ethylene glycol monoacetate	303.2	12.95				
C ₄ H ₉ Br	1-Bromobutane	283.2	7.315	0.22542E+02	-0.79306E-01	0.89867E-04	183-363
C ₄ H ₉ Br	2-Bromobutane	298.2	8.64	0.18461E+02	-0.32933E-01		274-328
C ₄ H ₉ Br	1-Bromo-2-methylpropane	273.2	7.70	0.37558E+02	-0.20571E+00	0.35496E-03	112-273
C ₄ H ₉ Br	2-Bromo-2-methylpropane	293.0	10.98	0.35085E+02	-0.14075E+00	0.19960E-03	258-293
C ₄ H ₉ Cl	1-Chlorobutane	293.2	7.276	0.13565E+02	-0.10161E-01	-0.38750E-04	273-323
C ₄ H ₉ Cl	2-Chlorobutane	293.2	8.564	0.30376E+02	-0.11377E+00	0.13429E-03	273-323
C ₄ H ₉ Cl	1-Chloro-2-methylpropane	293.2	7.027	0.14945E+02	-0.33747E-01	0.23036E-04	273-323
C ₄ H ₉ Cl	2-Chloro-2-methylpropane	293.2	9.663	0.35077E+02	-0.12867E+00	0.14304E-03	273-323
C ₄ H ₉ I	1-Iodobutane	293.2	6.27	0.16493E+02	-0.50262E-01	0.52485E-04	293-323
C ₄ H ₉ I	2-Iodobutane	293.2	7.873	0.10883E+02	-0.14680E-02	-0.30000E-04	293-323
C ₄ H ₉ I	2-Iodo-2-methylpropane	283.2	6.65	0.76780E+01	0.69900E-02	-0.37500E-04	283-323
C ₄ H ₉ N	Pyrrolidine	293.0	8.30	0.38191E+02	-0.15462E+00	0.17941E-03	274-333
C ₄ H ₉ NO	<i>N</i> -Methylpropanamide	293.2	170.0				
C ₄ H ₉ NO	<i>N</i> -Ethylacetamide	293.2	135.0	0.74494E+03	-0.31400E+01	0.36131E-02	213-353
C ₄ H ₉ NO	<i>N,N</i> -Dimethylacetamide	294.2	38.85	0.15420E+03	-0.57506E+00	0.61911E-03	294-433
C ₄ H ₉ NO	2-Butanone oxime	293.2	3.4				

Mol. Form.	Name	T/K	ϵ_r	<i>a</i>	<i>b</i>	<i>c</i>	Range/K
C ₄ H ₉ NO	Morpholine	298.2	7.42				
C ₄ H ₉ NO ₂	<i>tert</i> -Butyl nitrite	298.2	11.47				
C ₄ H ₉ NO ₂	Propyl carbamate	338.2	12.06	0.24356E+02	-0.36400E-01		338-378
C ₄ H ₉ NO ₂	Ethyl- <i>N</i> -methyl carbamate	298.2	21.10	0.11477E+03	-0.47568E+00	0.54127E-03	298-373
C ₄ H ₉ NO ₂	<i>N</i> -Acetyethanolamine	298.2	96.6	0.37016E+03	-0.13113E+01	0.13214E-02	298-348
C ₄ H ₉ NO ₃	Butyl nitrate	293.2	13.10				
C ₄ H ₁₀	Butane	295.0	1.7697	0.22379E+01	-0.13884E-02	-0.66711E-06	135-303
C ₄ H ₁₀	Isobutane	295.0	1.7518	0.23295E+01	-0.19953E-02	0.14197E-06	115-303
C ₄ H ₁₀ O	1-Butanol**	293.2	17.84	0.10578E+03	-0.50587E+00	0.84733E-03	193-553
C ₄ H ₁₀ O	2-Butanol**	293.2	17.26	0.13850E+03	-0.75146E+00	0.14086E-02	172-533
C ₄ H ₁₀ O	2-Methyl-1-propanol**	293.2	17.93	0.10762E+03	-0.51398E+00	0.83702E-03	173-533
C ₄ H ₁₀ O	2-Methyl-2-propanol**	298.2	12.47	0.22541E+03	-0.14990E+01	0.34050E-02	298-503
C ₄ H ₁₀ O	Diethyl ether	293.2	4.2666	0.79725E+01	-0.12519E-01		283-301
C ₄ H ₁₀ O ₂	1,2-Butanediol	298.2	22.4	0.63702E+02	-0.13807E+00		278-323
C ₄ H ₁₀ O ₂	1,3-Butanediol	298.2	28.8	0.72883E+02	-0.14770E+00		278-323
C ₄ H ₁₀ O ₂	1,4-Butanediol	298.2	31.9	0.13079E+03	-0.46985E+00	0.46320E-03	288-328
C ₄ H ₁₀ O ₂	Ethylene glycol monoethyl ether	298.2	13.38				
C ₄ H ₁₀ O ₂	Ethylene glycol dimethyl ether	296.7	7.30	0.48832E+02	-0.24218E+00	0.34413E-03	256-318
C ₄ H ₁₀ O ₂ S	Bis(2-hydroxyethyl) sulfide	293.2	28.61	0.13128E+03	-0.52719E+00	0.60465E-03	253-333
C ₄ H ₁₀ O ₃	Diethylene glycol	293.2	31.82	0.13973E+03	-0.54725E+00	0.61149E-03	288-343
C ₄ H ₁₀ O ₃ S	Diethyl sulfite	293.2	15.6				
C ₄ H ₁₀ O ₄	1,2,3,4-Butanetetrol	293.2	28.2				
C ₄ H ₁₀ O ₄ S	Diethyl sulfate	293.2	29.2				
C ₄ H ₁₀ S	1-Butanethiol	288.2	5.204	0.11201E+02	-0.20767E-01		273-318
C ₄ H ₁₀ S	2-Butanethiol	288.2	5.645	0.10866E+02	-0.17993E-01		273-318
C ₄ H ₁₀ S	2-Methyl-1-propanethiol	298.2	4.961				
C ₄ H ₁₀ S	2-Methyl-2-propanethiol	293.2	5.475	0.10597E+02	-0.17500E-01		283-313
C ₄ H ₁₀ S	Diethyl sulfide	298.2	5.723				
C ₄ H ₁₁ N	Butylamine	293.2	4.71	0.13322E+02	-0.44176E-01	0.50250E-04	223-333
C ₄ H ₁₁ N	Diethylamine	293.2	3.680	0.26462E+02	-0.13750E+00	0.20373E-03	243-323
C ₄ H ₁₁ NO ₂	Diethanolamine	293.2	25.75	0.73435E+02	-0.21377E+00	0.17500E-03	273-323
C ₄ H ₁₂ O ₂ Si	Dimethoxydimethylsilane	298.2	3.663				
C ₄ H ₁₂ O ₃ Si	Trimethoxymethylsilane	298.2	4.9				
C ₄ H ₁₂ O ₄ Si	Tetramethyl silicate	293.2	6.0				
C ₄ H ₁₂ Si	Diethylsilane	293.2	2.544				
C ₄ H ₁₂ Si	Tetramethylsilane	293.2	1.921				
C ₄ H ₁₃ N ₃	Diethylenetriamine	293.2	12.62	0.57840E+02	-0.23873E+00	0.28841E-03	213-333
C ₅ FeO ₅	Iron pentacarbonyl	293.2	2.602				
C ₅ H ₄ BrN	2-Bromopyridine	298.2	23.18	0.73391E+02	-0.23678E+00	0.22930E-03	298-398
C ₅ H ₄ ClN	2-Chloropyridine	298.2	27.32	0.98702E+02	-0.34237E+00	0.34502E-03	298-398
C ₅ H ₄ F ₈ O	2,2,3,3,4,4,5,5-Octafluoro-1-pentanol	298.2	15.30				
C ₅ H ₄ O ₂	Furfural	293.2	42.1				
C ₅ H ₅ N	Pyridine	293.2	13.260	0.43991E+02	-0.15150E+00	0.15925E-03	293-323
C ₅ H ₅ NO	Pyridine-1-oxide	343.0	35.94	0.20878E+02	0.16450E+00	-0.35269E-03	343-398
C ₅ H ₆ O	2-Methylfuran	293.2	2.76				
C ₅ H ₆ O ₂	Furfuryl alcohol	298.2	16.85				
C ₅ H ₇ Cl ₃ O ₂	Propyl trichloroacetate	298.2	8.32				
C ₅ H ₇ NO ₂	Ethyl cyanoacetate	263.2	31.62				
C ₅ H ₈	1,3-Pentadiene*	298.2	2.319				
C ₅ H ₈	1,4-Pentadiene	294.0	2.054	0.29994E+01	-0.34578E-02	0.85300E-06	178-294
C ₅ H ₈	2-Methyl-1,3-butadiene	293.2	2.098	0.28170E+01	-0.23147E-02	-0.43975E-06	198-293
C ₅ H ₈	Cyclopentene	295.0	2.083	0.28177E+01	-0.27597E-02	0.89346E-06	171-319
C ₅ H ₈ O	Cyclopentanone	298.2	13.58	0.24083E+02	-0.30286E-01	-0.16802E-04	219-298
C ₅ H ₈ O ₂	Ethyl acrylate	303.2	6.05	0.47827E+02	-0.24394E+00	0.35000E-03	303-343
C ₅ H ₈ O ₂	Methyl <i>trans</i> -2-butenate	293.2	6.6645				
C ₅ H ₈ O ₂	Methyl methacrylate	303.2	6.32	0.32098E+02	-0.14568E+00	0.20000E-03	303-343
C ₅ H ₈ O ₂	2,4-Pentanedione	303.2	26.524				
C ₅ H ₈ O ₄	Dimethyl malonate	293.2	9.82	0.26470E+02	-0.76656E-01	0.67888E-04	293-433
C ₅ H ₉ BrO ₂	Ethyl 2-bromopropanoate	293.2	9.4				
C ₅ H ₉ ClO ₂	Isobutyl chlorocarbonate	293.2	9.1				
C ₅ H ₉ ClO ₂	Ethyl 2-chloropropanoate	303.2	11.95	0.25965E+02	-0.46250E-01		303-343
C ₅ H ₉ ClO ₂	Ethyl 3-chloropropanoate	303.2	10.19	0.21951E+02	-0.38750E-01		303-343
C ₅ H ₉ ClO ₂	Methyl 4-chlorobutanoate	303.2	9.51	0.17127E+02	-0.25000E-01		303-343

Mol. Form.	Name	T/K	ϵ_r	<i>a</i>	<i>b</i>	<i>c</i>	Range/K
C ₅ H ₉ N	Pentanenitrile	293.2	20.04	0.55793E+02	-0.15750E+00	0.12432E-03	183-333
C ₅ H ₉ N	2,2-Dimethylpropanenitrile	293.2	21.1	0.58418E+02	-0.16884E+00	0.14131E-03	293-453
C ₅ H ₉ NO	Isobutyl isocyanate	293.2	11.638	0.38026E+02	-0.12714E+00	0.12679E-03	293-353
C ₅ H ₉ NO	N-Methyl-2-pyrrolidone	293.2	32.55				
C ₅ H ₁₀	1-Pentene	293.2	2.011	-0.11438E+01	0.25420E-01	-0.50000E-04	273-293
C ₅ H ₁₀	2-Methyl-1-butene	293.2	2.180				
C ₅ H ₁₀	2-Methyl-2-butene	296.0	1.979	0.26064E+01	-0.19578E-02	-0.53908E-06	225-296
C ₅ H ₁₀	Cyclopentane	293.2	1.9687	0.24287E+01	-0.15304E-02	-0.13095E-06	278-313
C ₅ H ₁₀	Ethylcyclopropane	293.2	1.933				
C ₅ H ₁₀ Br ₂	1,2-Dibromopentane	298.2	4.39				
C ₅ H ₁₀ Br ₂	1,4-Dibromopentane	293.2	9.05	0.26443E+02	-0.88640E-01	0.10000E-03	293-333
C ₅ H ₁₀ Br ₂	1,5-Dibromopentane	303.2	9.14	0.38192E+02	-0.15648E+00	0.20000E-03	303-333
C ₅ H ₁₀ Cl ₂	1,2-Dichloropentane	293.2	6.89	0.19016E+02	-0.57954E-01	0.56801E-04	293-356
C ₅ H ₁₀ Cl ₂	1,5-Dichloropentane	298.2	9.92				
C ₅ H ₁₀ O	Cyclopentanol	288.2	18.5	0.10565E+03	-0.44244E+00	0.48657E-03	258-323
C ₅ H ₁₀ O	Pentanal	293.2	10.00				
C ₅ H ₁₀ O	2,2-Dimethylpropanal	293.2	9.051	0.18645E+02	-0.32395E-01	-0.16157E-05	280-333
C ₅ H ₁₀ O	2-Pentanone	293.2	15.45	0.40893E+02	-0.10423E+00	0.60557E-04	204-353
C ₅ H ₁₀ O	3-Pentanone	293.2	17.00	0.12690E+02	0.95177E-01	-0.27321E-03	233-353
C ₅ H ₁₀ O	3-Methyl-2-butanone	293.2	10.37	0.30695E+02	-0.10962E+00	0.13810E-03	293-328
C ₅ H ₁₀ O	Tetrahydropyran	293.2	5.66	0.19793E+02	-0.76071E-01	0.94852E-04	234-333
C ₅ H ₁₀ O	2-Methyltetrahydrofuran	298.2	6.97				
C ₅ H ₁₀ O ₂	Pentanoic acid	294.4	2.661	0.33491E+01	-0.75156E-02	0.17820E-04	250-344
C ₅ H ₁₀ O ₂	Butyl formate	303.2	6.10	0.21532E+02	-0.84106E-01	0.10952E-03	288-323
C ₅ H ₁₀ O ₂	Isobutyl formate	293.2	6.41				
C ₅ H ₁₀ O ₂	Propyl acetate	293.2	5.62	0.17677E+02	-0.61404E-01	0.69196E-04	253-353
C ₅ H ₁₀ O ₂	Ethyl propanoate	293.2	5.76				
C ₅ H ₁₀ O ₂	Methyl butanoate	301.2	5.48	0.38604E+02	-0.19171E+00	0.27128E-03	301-343
C ₅ H ₁₀ O ₂	Tetrahydrofurfuryl alcohol	303.2	13.48				
C ₅ H ₁₀ O ₂ S	3-Methyl sulfolane	298.2	29.4	0.53158E+02	-0.93730E-01	0.47275E-04	298-398
C ₅ H ₁₀ O ₃	Diethyl carbonate	297.2	2.820				
C ₅ H ₁₀ O ₃	Ethyl lactate	303.2	15.4	0.31225E+02	-0.43531E-01	-0.28571E-04	273-373
C ₅ H ₁₀ O ₄	1,2,3-Propanetriol-1-acetate	242.2	38.57	0.10653E+03	-0.26439E+00	-0.62371E-04	215-242
C ₅ H ₁₁ Br	2-Bromo-2-methylbutane	298.2	9.21				
C ₅ H ₁₁ Br	1-Bromopentane	299.2	6.31	0.20954E+02	-0.78743E-01	0.98908E-04	183-328
C ₅ H ₁₁ Br	3-Bromopentane	298.2	8.37				
C ₅ H ₁₁ Br	1-Bromo-3-methylbutane	291.5	6.33	0.27743E+02	-0.13927E+00	0.22627E-03	123-292
C ₅ H ₁₁ Cl	1-Chloropentane	293.2	6.654	0.18626E+02	-0.54719E-01	0.47143E-04	273-323
C ₅ H ₁₁ Cl	1-Chloro-3-methylbutane	292.0	6.10	0.22228E+02	-0.93189E-01	0.12991E-03	171-297
C ₅ H ₁₁ Cl	2-Chloro-2-methylbutane	222.75	12.31	0.55104E+02	-0.29866E+00	0.47840E-03	201-223
C ₅ H ₁₁ F	1-Fluoropentane	293.2	3.931				
C ₅ H ₁₁ I	1-Iodopentane	293.2	5.78	0.15753E+02	-0.50543E-01	0.56401E-04	293-323
C ₅ H ₁₁ I	3-Iodopentane	293.2	7.432				
C ₅ H ₁₁ I	1-Iodo-3-methylbutane	292.2	5.6				
C ₅ H ₁₁ I	2-Iodo-2-methylbutane	293.2	8.192				
C ₅ H ₁₁ N	Piperidine	293.0	4.33	0.82317E+01	-0.11229E-01	-0.71429E-05	293-333
C ₅ H ₁₁ N	N-Methylpyrrolidine	298.2	32.2				
C ₅ H ₁₁ NO	2,2-Dimethylpropanamide	298.2	20.13	0.10400E+03	-0.46017E+00	0.60000E-03	298-328
C ₅ H ₁₁ NO	N,N-Diethylformamide	293.2	29.6				
C ₅ H ₁₁ NO	2-Pentanone oxime	293.2	3.3				
C ₅ H ₁₁ NO ₂	Pentyl nitrite	298.2	7.21				
C ₅ H ₁₂	Pentane	293.2	1.8371				
C ₅ H ₁₂	Isopentane	293.2	1.845	0.22384E+01	-0.12985E-02	-0.16182E-06	143-293
C ₅ H ₁₂	Neopentane	296.0	1.769	0.10949E+02	-0.63057E-01	0.10835E-03	251-296
C ₅ H ₁₂ N ₂ O	Tetramethylurea	293.2	23.10				
C ₅ H ₁₂ O	1-Pentanol	298.2	15.13	0.73397E+02	-0.28165E+00	0.28427E-03	213-513
C ₅ H ₁₂ O	2-Pentanol	298.2	13.71	0.16437E+03	-0.86506E+00	0.11955E-02	273-323
C ₅ H ₁₂ O	3-Pentanol	298.2	13.35	0.12838E+03	-0.60980E+00	0.75000E-03	288-318
C ₅ H ₁₂ O	2-Methyl-1-butanol	298.2	15.63	0.14020E+02	0.13948E+00	-0.45000E-03	288-318
C ₅ H ₁₂ O	3-Methyl-1-butanol	293.2	15.63	0.79733E+02	-0.31272E+00	0.32014E-03	173-513
C ₅ H ₁₂ O	2-Methyl-2-butanol	298.2	5.78	0.11662E+03	-0.69756E+00	0.10920E-02	268-318
C ₅ H ₁₂ O	3-Methyl-2-butanol	298.2	12.1				
C ₅ H ₁₂ O	2,2-Dimethyl-1-propanol	333.2	8.35	0.92350E+02	-0.41870E+00	0.50000E-03	333-373

Mol. Form.	Name	T/K	ϵ_r	<i>a</i>	<i>b</i>	<i>c</i>	Range/K
C ₅ H ₁₂ O ₂	1,2-Pentanediol	296.8	17.31	0.18436E+03	−0.10682E+01	0.17037E-02	197-297
C ₅ H ₁₂ O ₂	1,4-Pentanediol	295.7	26.74	0.13568E+03	−0.59198E+00	0.75398E-03	193-318
C ₅ H ₁₂ O ₂	1,5-Pentanediol	293.2	26.2	0.11858E+03	−0.45920E+00	0.49341E-03	243-343
C ₅ H ₁₂ O ₂	2,3-Pentanediol	296.9	17.37	0.95876E+02	−0.46463E+00	0.67434E-03	238-297
C ₅ H ₁₂ O ₂	2,4-Pentanediol	294.2	24.69	0.11914E+03	−0.52569E+00	0.69607E-03	224-294
C ₅ H ₁₂ O ₂	Diethoxymethane	293.2	2.527	0.25294E+01	0.73988E-04	−0.28331E-06	227-293
C ₅ H ₁₂ O ₄	Tetramethoxymethane	293.2	2.40				
C ₅ H ₁₂ O ₅	Xylitol	293.2	40.0				
C ₅ H ₁₂ S	1-Pentanethiol	293.2	4.847	0.71131E+01	−0.30228E-02	−0.16414E-04	273-333
C ₅ H ₁₂ S	2-Methyl-2-butanethiol	293.2	5.087	0.15116E+02	−0.50700E-01	0.56250E-04	273-333
C ₅ H ₁₂ S ₄	Tetrakis(methylthio)methane	343.2	2.818				
C ₅ H ₁₃ N	Pentylamine	293.2	4.27	0.11274E+02	−0.34965E-01	0.37706E-04	223-353
C ₅ H ₁₃ N ₃	1,1,3,3-Tetramethylguanidine	298.2	11.5				
C ₅ H ₁₄ OSi	Ethoxytrimethylsilane	298.2	3.013				
C ₆ F ₆	Hexafluorobenzene	298.2	2.029	0.24041E+01	−0.83086E-03	−0.14286E-05	298-338
C ₆ F ₁₄	Perfluorohexane	298.2	1.76				
C ₆ H ₃ N ₃ O ₇	2,4,6-Trinitrophenol	294.2	4.0				
C ₆ H ₄ BrF	1-Bromo-2-fluorobenzene	298.2	4.72				
C ₆ H ₄ BrF	1-Bromo-3-fluorobenzene	298.2	4.85				
C ₆ H ₄ BrF	1-Bromo-4-fluorobenzene	298.2	2.60				
C ₆ H ₄ BrNO ₂	1-Bromo-3-nitrobenzene	328.2	20.2	0.81413E+02	−0.27645E+00	0.27367E-03	328-413
C ₆ H ₄ Br ₂	<i>o</i> -Dibromobenzene	293.2	7.86	−0.81849E-02	0.62671E-01	−0.12222E-03	293-353
C ₆ H ₄ Br ₂	<i>m</i> -Dibromobenzene	293.2	4.81	0.93214E+01	−0.20273E-01	0.16667E-04	293-353
C ₆ H ₄ Br ₂	<i>p</i> -Dibromobenzene	368.2	2.57				
C ₆ H ₄ ClF	1-Chloro-2-fluorobenzene	298.2	6.10				
C ₆ H ₄ ClF	1-Chloro-3-fluorobenzene	298.2	4.96				
C ₆ H ₄ ClF	1-Chloro-4-fluorobenzene	298.2	3.34				
C ₆ H ₄ ClNO ₂	1-Chloro-2-nitrobenzene	323.2	37.7	0.16800E+03	−0.59708E+00	0.59957E-03	323-436
C ₆ H ₄ ClNO ₂	1-Chloro-3-nitrobenzene	323.2	20.9	0.77193E+02	−0.25118E+00	0.23798E-03	323-433
C ₆ H ₄ ClNO ₂	1-Chloro-4-nitrobenzene	393.2	8.09				
C ₆ H ₄ Cl ₂	<i>o</i> -Dichlorobenzene	293.2	10.12	0.13629E+02	0.10622E-02	−0.44444E-04	293-353
C ₆ H ₄ Cl ₂	<i>m</i> -Dichlorobenzene	293.2	5.02	0.77565E+01	−0.93333E-02	−0.26880E-14	293-353
C ₆ H ₄ Cl ₂	<i>p</i> -Dichlorobenzene	328.2	2.3943	0.26999E+01	−0.35325E-03	−0.17619E-05	328-363
C ₆ H ₄ FI	1-Fluoro-2-iodobenzene	298.2	8.22				
C ₆ H ₄ FI	1-Fluoro-4-iodobenzene	298.2	3.12				
C ₆ H ₄ F ₂	<i>o</i> -Difluorobenzene	301.2	13.38	0.59107E+02	−0.23611E+00	0.27987E-03	273-323
C ₆ H ₄ F ₂	<i>m</i> -Difluorobenzene	301.2	5.01	0.14448E+02	−0.46982E-01	0.51948E-04	273-323
C ₆ H ₄ I ₂	<i>o</i> -Diiodobenzene	323.2	5.41	0.31150E+02	−0.14428E+00	0.20000E-03	323-353
C ₆ H ₄ I ₂	<i>m</i> -Diiodobenzene	323.2	4.11				
C ₆ H ₄ I ₂	<i>p</i> -Diiodobenzene	393.2	2.88				
C ₆ H ₄ N ₂	2-Pyridinecarbonitrile	303.2	93.77	0.45596E+03	−0.17746E+01	0.19105E-02	303-398
C ₆ H ₄ N ₂	3-Pyridinecarbonitrile	323.2	20.54	0.60484E+02	−0.17280E+00	0.15218E-03	323-398
C ₆ H ₄ N ₂	4-Pyridinecarbonitrile	353.2	5.23	0.12533E+02	−0.30115E-01	0.26674E-04	353-398
C ₆ H ₄ N ₂ O ₄	1,3-Dinitrobenzene	365.2	22.9	0.10406E+03	−0.34133E+00	0.32609E-03	365-413
C ₆ H ₅ Br	Bromobenzene	293.2	5.45	0.94100E+01	−0.12537E-01	−0.31127E-05	234-333
C ₆ H ₅ Cl	Chlorobenzene	293.2	5.6895	0.19471E+02	−0.70786E-01	0.82466E-04	293-430
C ₆ H ₅ ClO	<i>o</i> -Chlorophenol	296.2	7.40	0.29755E+02	−0.11256E+00	0.12390E-03	296-448
C ₆ H ₅ ClO	<i>m</i> -Chlorophenol	293.2	6.255				
C ₆ H ₅ ClO	<i>p</i> -Chlorophenol	314.2	11.18	0.31997E+02	−0.94241E-01	0.88392E-04	314-453
C ₆ H ₅ ClO ₂ S	Benzenesulfonyl chloride	323.2	28.90	0.83886E+02	−0.23405E+00	0.19713E-03	323-473
C ₆ H ₅ ClS	4-Chlorobenzenethiol	338.2	3.59				
C ₆ H ₅ F	Fluorobenzene	293.2	5.465				
C ₆ H ₅ I	Iodobenzene	293.2	4.59	0.89442E+01	−0.20008E-01	0.17641E-04	243-323
C ₆ H ₅ NOS	<i>N</i> -Sulfinylaniline	298.2	6.97				
C ₆ H ₅ NO ₂	Nitrobenzene	293.0	35.6	0.11212E+03	−0.35211E+00	0.31128E-03	279-533
C ₆ H ₅ NO ₃	<i>o</i> -Nitrophenol	323.2	16.50	0.33827E+02	−0.62123E-01	0.26774E-04	323-453
C ₆ H ₅ NO ₃	<i>m</i> -Nitrophenol	373.2	35.45	0.18967E+03	−0.66144E+00	0.66532E-03	373-458
C ₆ H ₅ NO ₃	<i>p</i> -Nitrophenol	393.2	42.20	0.22901E+03	−0.74264E+00	0.68006E-03	393-463
C ₆ H ₆	Benzene	293.2	2.2825	0.26706E+01	−0.91648E-03	−0.14257E-05	293-513
C ₆ H ₆ BrN	<i>m</i> -Bromoaniline	293.2	13.0				
C ₆ H ₆ ClN	<i>o</i> -Chloroaniline	293.2	13.40				
C ₆ H ₆ ClN	<i>m</i> -Chloroaniline	293.2	13.3				
C ₆ H ₆ N ₂ O ₂	<i>o</i> -Nitroaniline	353.0	47.3	0.18900E+03	−0.56977E+00	0.47484E-03	353-468

Mol. Form.	Name	T/K	ϵ_r	<i>a</i>	<i>b</i>	<i>c</i>	Range/K
C ₆ H ₆ N ₂ O ₂	<i>m</i> -Nitroaniline	398.0	35.6	0.20352E+03	-0.66582E+00	0.61310E-03	398-468
C ₆ H ₆ N ₂ O ₂	<i>p</i> -Nitroaniline	428.0	78.5	0.48673E+03	-0.15040E+01	0.12857E-02	428-468
C ₆ H ₆ O	Phenol	303.2	12.40	0.63391E+02	-0.24988E+00	0.26930E-03	303-433
C ₆ H ₆ O ₂	Pyrocatechol	388.2	17.57	0.74930E+02	-0.22142E+00	0.18919E-03	388-463
C ₆ H ₆ O ₂	Resorcinol	393.2	13.55	0.30252E+02	-0.56443E-01	0.35578E-04	393-463
C ₆ H ₆ S	Benzenethiol	303.2	4.26	0.57155E+01	-0.70336E-02	0.73617E-05	303-358
C ₆ H ₇ N	Aniline	293.2	7.06	0.89534E+01	0.38990E-02	-0.36310E-04	293-413
C ₆ H ₇ N	2-Methylpyridine	293.2	10.18	0.34560E+02	-0.11980E+00	0.12500E-03	293-333
C ₆ H ₇ N	3-Methylpyridine	303.0	11.10	0.19643E+03	-0.11167E+01	0.16667E-02	303-333
C ₆ H ₇ N	4-Methylpyridine	293.0	12.2	0.33765E+02	-0.10113E+00	0.93860E-04	274-333
C ₆ H ₇ NO	2-Methylpyridine-1-oxide	323.2	36.4	0.11705E+03	-0.35301E+00	0.32000E-03	323-398
C ₆ H ₇ NO	3-Methylpyridine-1-oxide	318.2	28.26	0.59851E+02	-0.12682E+00	0.86622E-04	318-398
C ₆ H ₈	1,3-Cyclohexadiene	184.2	2.68				
C ₆ H ₈	1,4-Cyclohexadiene	296.0	2.211	0.27459E+01	-0.16975E-02	-0.36461E-06	232-356
C ₆ H ₈ N ₂	Phenylhydrazine	293.2	7.15				
C ₆ H ₈ N ₂	2,5-Dimethylpyrazine	293.2	2.436				
C ₆ H ₈ N ₂	2,6-Dimethylpyrazine	308.2	2.653				
C ₆ H ₈ O ₂	1,4-Cyclohexanedione	351.2	4.40				
C ₆ H ₉ Cl ₃ O ₂	Butyl trichloroacetate	293.2	7.480				
C ₆ H ₉ Cl ₃ O ₂	Isobutyl trichloroacetate	293.2	7.667				
C ₆ H ₉ N	Cyclopentanecarbonitrile	293.2	22.68	0.69830E+02	-0.25303E+00	0.31491E-03	201-293
C ₆ H ₁₀	1,5-Hexadiene	294.0	2.125	0.30014E+01	-0.28668E-02	-0.31026E-06	151-294
C ₆ H ₁₀	<i>cis,cis</i> -2,4-Hexadiene	297.0	2.163	0.27284E+01	-0.17178E-02	-0.62926E-06	234-351
C ₆ H ₁₀	<i>trans,trans</i> -2,4-Hexadiene	297.0	2.123	0.26774E+01	-0.16977E-02	-0.55637E-06	232-353
C ₆ H ₁₀	2-Methyl-1,3-pentadiene*	298.2	2.422				
C ₆ H ₁₀	3-Methyl-1,3-pentadiene	298.2	2.426				
C ₆ H ₁₀	4-Methyl-1,3-pentadiene	293.2	2.599	0.51328E+01	-0.12774E-01	0.14215E-04	198-323
C ₆ H ₁₀	2,3-Dimethyl-1,3-butadiene	293.2	2.102	0.26258E+01	-0.17990E-02	0.12035E-06	223-323
C ₆ H ₁₀	1-Hexyne	296.0	2.621	0.58591E+01	-0.17099E-01	0.20856E-04	184-296
C ₆ H ₁₀	Cyclohexene	293.2	2.2176	0.30598E+01	-0.39841E-02	0.37554E-05	141-313
C ₆ H ₁₀ O	Butoxyacetylene	298.2	6.62				
C ₆ H ₁₀ O	Cyclohexanone	293.0	16.1	0.41577E+02	-0.11463E+00	0.92454E-04	253-423
C ₆ H ₁₀ O	Mesityl oxide	273.2	15.6				
C ₆ H ₁₀ O ₂	Ethyl 2-butenolate	293.2	5.4				
C ₆ H ₁₀ O ₂	Ethyl methacrylate	303.2	5.68	0.40962E+02	-0.20520E+00	0.29286E-03	303-343
C ₆ H ₁₀ O ₃	Ethyl acetoacetate	293.2	14.0				
C ₆ H ₁₀ O ₃	Propanoic anhydride	293.2	18.30				
C ₆ H ₁₀ O ₄	Monomethyl glutarate	293.2	8.37	0.16779E+02	-0.39839E-01	0.38095E-04	293-363
C ₆ H ₁₀ O ₄	Diethyl oxalate	293.2	8.266	0.21938E+02	-0.66226E-01	0.66800E-04	293-368
C ₆ H ₁₀ O ₄	Dimethyl succinate	293.2	7.19	0.13551E+02	-0.23109E-01	0.55440E-05	293-433
C ₆ H ₁₀ O ₄	Ethylene glycol diacetate	290.2	7.7	0.25093E+02	-0.95171E-01	0.12224E-03	223-290
C ₆ H ₁₁ Br	Bromocyclohexane	303.2	8.0026				
C ₆ H ₁₁ BrO ₂	Ethyl 2-bromobutanoate	303.2	8.57	0.49005E+02	-0.23193E+00	0.32500E-03	303-333
C ₆ H ₁₁ BrO ₂	Ethyl 2-bromo-2-methylpropanoate	303.2	8.55	0.77044E+02	-0.40784E+00	0.60000E-03	303-333
C ₆ H ₁₁ Cl	Chlorocyclohexane	303.2	7.9505				
C ₆ H ₁₁ N	Hexanenitrile	298.2	17.26				
C ₆ H ₁₁ N	4-Methylpentanenitrile	295.2	17.5				
C ₆ H ₁₁ NO	Cyclohexanone oxime	362.2	3.04				
C ₆ H ₁₂	1-Hexene	294.0	2.077	0.31476E+01	-0.50003E-02	0.46673E-05	149-294
C ₆ H ₁₂	<i>trans</i> -2-Hexene	295.0	1.978	0.24338E+01	-0.11323E-02	-0.13720E-05	157-295
C ₆ H ₁₂	<i>cis</i> -3-Hexene	296.0	2.069	0.30691E+01	-0.45458E-02	0.39898E-05	155-296
C ₆ H ₁₂	<i>trans</i> -3-Hexene	293.2	1.954				
C ₆ H ₁₂	Cyclohexane	293.2	2.0243	0.24293E+01	-0.12095E-02	-0.58741E-06	283-333
C ₆ H ₁₂	Methylcyclopentane	293.2	1.9853	0.21587E+01	-0.22450E-03	-0.12500E-05	293-323
C ₆ H ₁₂	Ethylcyclobutane	293.2	1.965				
C ₆ H ₁₂ Br ₂	1,6-Dibromohexane	298.2	8.52	-0.55185E+01	0.11746E+00	-0.23658E-03	274-328
C ₆ H ₁₂ Br ₂	3,4-Dibromohexane	298.2	6.732				
C ₆ H ₁₂ Cl ₂	1,6-Dichlorohexane	308.2	8.60	0.11277E+02	0.67200E-02	-0.50000E-04	308-338
C ₆ H ₁₂ O	1-Methylcyclopentanol	310.1	7.11	0.75444E+02	-0.36617E+00	0.47021E-03	310-333
C ₆ H ₁₂ O	Isobutyl vinyl ether	293.2	3.34	0.48060E+01	-0.50000E-02	-0.41495E-14	293-323
C ₆ H ₁₂ O	2-Hexanone	293.2	14.56	0.70378E+02	-0.29385E+00	0.35289E-03	243-293
C ₆ H ₁₂ O	4-Methyl-2-pentanone	293.2	13.11	0.36341E+02	-0.97119E-01	0.61896E-04	204-373
C ₆ H ₁₂ O	3,3-Dimethyl-2-butanone	293.2	12.73	0.66857E+02	-0.28552E+00	0.34422E-03	243-293

Mol. Form.	Name	T/K	ϵ_r	<i>a</i>	<i>b</i>	<i>c</i>	Range/K
C ₆ H ₁₂ O	Cyclohexanol	293.2	16.40	0.10173E+03	-0.43072E+00	0.47926E-03	293-423
C ₆ H ₁₂ O ₂	Hexanoic acid	298.2	2.600	0.21730E+01	0.14840E-02	-0.16526E-06	298-433
C ₆ H ₁₂ O ₂	2-Ethylbutanoic acid	296.2	2.72				
C ₆ H ₁₂ O ₂	<i>tert</i> -Butylacetic acid	296.2	2.85				
C ₆ H ₁₂ O ₂	Pentyl formate	292.2	5.7				
C ₆ H ₁₂ O ₂	Isopentyl formate	288.2	5.44	0.29257E+02	-0.14028E+00	0.20000E-03	288-323
C ₆ H ₁₂ O ₂	Butyl acetate	293.2	5.07	0.13825E+02	-0.43994E-01	0.48214E-04	253-353
C ₆ H ₁₂ O ₂	<i>sec</i> -Butyl acetate	293.2	5.135	0.12427E+02	-0.32035E-01	0.24286E-04	273-323
C ₆ H ₁₂ O ₂	<i>tert</i> -Butyl acetate	293.2	5.672	0.55435E+02	-0.30494E+00	0.46107E-03	273-323
C ₆ H ₁₂ O ₂	Isobutyl acetate	293.2	5.068	0.14323E+02	-0.46048E-01	0.49286E-04	273-323
C ₆ H ₁₂ O ₂	Propyl propanoate	293.2	5.249				
C ₆ H ₁₂ O ₂	Ethyl butanoate	301.2	5.18	0.48698E+02	-0.25660E+00	0.37237E-03	301-343
C ₆ H ₁₂ O ₂	Methyl pentanoate	293.2	4.992				
C ₆ H ₁₂ O ₂	Diacetone alcohol	298.2	18.2				
C ₆ H ₁₂ O ₃	Ethylene glycol monoethyl ether acetate	303.2	7.567	0.23290E+02	-0.71566E-01	0.65000E-04	303-323
C ₆ H ₁₂ S	Cyclohexanethiol	298.2	5.420				
C ₆ H ₁₃ Br	1-Bromohexane	298.2	5.82	0.15233E+02	-0.44385E-01	0.43039E-04	274-328
C ₆ H ₁₃ Cl	1-Chlorohexane	293.2	6.104	0.15994E+02	-0.43647E-01	0.33393E-04	273-323
C ₆ H ₁₃ ClO	6-Chloro-1-hexanol	242.2	21.6	-0.73364E+01	0.46377E+00	-0.14202E-02	195-242
C ₆ H ₁₃ I	1-Iodohexane	293.3	5.35	0.16685E+02	-0.61309E-01	0.77262E-04	293-323
C ₆ H ₁₃ N	Cyclohexylamine	293.2	4.547				
C ₆ H ₁₃ NO	<i>N</i> -Propylpropanamide	298.2	118.1	0.58846E+03	-0.22012E+01	0.20870E-02	298-328
C ₆ H ₁₃ NO	<i>N</i> -Butylacetamide**	293.2	104.0	0.70739E+03	-0.37369E+01	0.71585E-02	253-493
C ₆ H ₁₃ NO	<i>N,N</i> -Diethylacetamide	293.2	32.1				
C ₆ H ₁₄	Hexane	293.2	1.8865	0.19768E+01	0.70933E-03	-0.34470E-05	293-473
C ₆ H ₁₄	2-Methylpentane	293.2	1.886	0.20745E+01	0.50871E-03	-0.39286E-05	273-323
C ₆ H ₁₄	3-Methylpentane	293.2	1.886	0.24739E+01	-0.23190E-02	0.10714E-05	273-323
C ₆ H ₁₄	2,2-Dimethylbutane	293.2	1.869	0.22740E+01	-0.96229E-03	-0.14286E-05	273-313
C ₆ H ₁₄	2,3-Dimethylbutane	293.2	1.889	0.24305E+01	-0.20081E-02	0.53571E-06	273-323
C ₆ H ₁₄ O	1-Hexanol	293.2	13.03	0.62744E+02	-0.24214E+00	0.24704E-03	233-513
C ₆ H ₁₄ O	2-Hexanol	298.2	11.06				
C ₆ H ₁₄ O	3-Hexanol	298.2	9.66				
C ₆ H ₁₄ O	3-Methyl-1-pentanol	298.2	15.2				
C ₆ H ₁₄ O	3-Methyl-3-pentanol	293.2	4.322				
C ₆ H ₁₄ O	2-Ethyl-1-butanol	362.2	6.19				
C ₆ H ₁₄ O	2,2-Dimethyl-1-butanol	293.2	10.5	0.14054E+03	-0.72925E+00	0.97821E-03	243-393
C ₆ H ₁₄ O	Dipropyl ether	297.0	3.38	0.14600E+02	-0.72670E-01	0.11742E-03	161-297
C ₆ H ₁₄ O	Diisopropyl ether	303.2	3.805				
C ₆ H ₁₄ OS	Dipropyl sulfoxide	303.2	30.37	0.84868E+02	-0.23486E+00	0.18198E-03	303-373
C ₆ H ₁₄ O ₂	2-Methyl-2,4-pentanediol	293.2	25.86	0.14531E+03	-0.65285E+00	0.83503E-03	203-333
C ₆ H ₁₄ O ₂	Ethylene glycol diethyl ether	293.2	3.90	0.99099E+01	-0.33403E-01	0.44048E-04	223-303
C ₆ H ₁₄ O ₂ S	Dipropyl sulfone	303.2	32.62	0.70195E+02	-0.15008E+00	0.86506E-04	303-398
C ₆ H ₁₄ O ₃	1,2,6-Hexanetriol	285.3	31.5	0.26127E+03	-0.14552E+01	0.22765E-02	261-285
C ₆ H ₁₄ O ₃	Diethylene glycol dimethyl ether	298.2	7.23	0.28291E+02	-0.11236E+00	0.14000E-03	298-333
C ₆ H ₁₄ O ₄	Triethylene glycol	293.2	23.69	0.91845E+02	-0.33827E+00	0.36062E-03	253-333
C ₆ H ₁₄ O ₆	<i>D</i> -Glucitol	353.2	35.5				
C ₆ H ₁₄ O ₆	<i>D</i> -Mannitol	443.2	24.6				
C ₆ H ₁₄ S	1-Hexanethiol	293.2	4.436	0.11774E+02	-0.37298E-01	0.41875E-04	273-333
C ₆ H ₁₅ B	Triethylborane	293.2	1.974				
C ₆ H ₁₅ N	Hexylamine	293.2	4.08	0.80244E+01	-0.16627E-01	0.10874E-04	253-373
C ₆ H ₁₅ N	Dipropylamine	293.2	2.923	0.11376E+02	-0.49796E-01	0.71792E-04	243-323
C ₆ H ₁₅ N	Triethylamine	293.2	2.418	0.29205E+01	-0.14007E-02	-0.13469E-05	233-323
C ₆ H ₁₅ OP	Triethylphosphine oxide	323.2	35.5				
C ₆ H ₁₅ O ₄ P	Triethyl phosphate	298.2	13.20	0.61230E+02	-0.26047E+00	0.33333E-03	298-333
C ₆ H ₁₅ PS	Triethylphosphine sulfide	371.2	39.0				
C ₆ H ₁₆ O ₂ Si	Diethoxydimethylsilane	298.2	3.216				
C ₆ H ₁₆ Si	Triethylsilane	293.2	2.323				
C ₆ H ₁₈ N ₃ OP	Hexamethylphosphoric triamide	293.2	31.3	0.95666E+02	-0.29769E+00	0.26407E-03	283-363
C ₆ H ₁₈ N ₄	<i>N,N'</i> -Bis(2-aminoethyl)-1,2-ethanediamine	293.2	10.76	0.50699E+02	-0.21730E+00	0.27582E-03	213-333
C ₆ H ₁₈ OSi ₂	Hexamethyldisiloxane	293.2	2.179	0.34537E+01	-0.61530E-02	0.61544E-05	213-313
C ₆ H ₁₈ O ₃ Si ₃	Hexamethylcyclotrisiloxane	343.2	2.139				

Mol. Form.	Name	T/K	ϵ_r	<i>a</i>	<i>b</i>	<i>c</i>	Range/K
C ₆ H ₁₉ NSi ₂	Hexamethyldisilazane	294.2	2.273	0.23358E+01	0.16127E-02	-0.62078E-05	294-333
C ₇ F ₁₄	Perfluoromethylcyclohexane	298.2	1.82				
C ₇ F ₁₆	Perfluoroheptane	289.2	1.847				
C ₇ H ₃ Cl ₅	2,3,4,5,6-Pentachlorotoluene	293.2	4.8				
C ₇ H ₄ ClNO	4-Chlorophenyl isocyanate	288.2	3.177	0.40896E+01	-0.31667E-02		288-348
C ₇ H ₅ BrO	Benzoyl bromide	293.2	21.33	0.84231E+02	-0.31089E+00	0.32857E-03	283-313
C ₇ H ₅ ClO	Benzoyl chloride	293.2	23.0				
C ₇ H ₅ FO	Benzoyl fluoride	293.2	22.7				
C ₇ H ₅ F ₃	(Trifluoromethyl)benzene	298.2	9.22				
C ₇ H ₅ N	Benzonitrile	293.2	25.9	0.57605E+02	-0.13354E+00	0.87767E-04	273-453
C ₇ H ₅ NO	Phenyl isocyanate	293.2	8.940	0.17541E+02	-0.29790E-01	0.15476E-05	293-353
C ₇ H ₆ ClNO ₂	4-Chloro-3-nitrotoluene	301.2	28.07				
C ₇ H ₆ Cl ₂	2,4-Dichlorotoluene	301.2	5.68				
C ₇ H ₆ Cl ₂	2,6-Dichlorotoluene	301.2	3.36				
C ₇ H ₆ Cl ₂	3,4-Dichlorotoluene	301.2	9.39				
C ₇ H ₆ Cl ₂	(Dichloromethyl)benzene	293.2	6.9				
C ₇ H ₆ O	Benzaldehyde	293.2	17.85	0.35046E+02	-0.61271E-01	0.16222E-04	301-346
C ₇ H ₆ O ₂	Salicylaldehyde	293.2	18.35	0.51315E+02	-0.15379E+00	0.14111E-03	289-453
C ₇ H ₇ Br	<i>o</i> -Bromotoluene	293.2	4.641	0.10229E+02	-0.25050E-01	0.20357E-04	273-323
C ₇ H ₇ Br	<i>m</i> -Bromotoluene	293.2	5.566	0.11522E+02	-0.24946E-01	0.15714E-04	273-323
C ₇ H ₇ Br	<i>p</i> -Bromotoluene	293.2	5.503	0.10014E+02	-0.13918E-01	-0.50000E-05	273-293
C ₇ H ₇ Br	(Bromomethyl)benzene	293.2	6.658	0.18482E+02	-0.57207E-01	0.57321E-04	273-323
C ₇ H ₇ BrO	<i>o</i> -Bromoanisole	303.2	8.96	0.12023E+02	-0.59116E-02	-0.13787E-04	303-358
C ₇ H ₇ BrO	<i>p</i> -Bromoanisole	303.2	7.40	0.74367E+01	0.12648E-01	-0.42128E-04	303-358
C ₇ H ₇ Cl	<i>o</i> -Chlorotoluene	293.2	4.721	0.11507E+02	-0.31148E-01	0.27143E-04	273-323
C ₇ H ₇ Cl	<i>m</i> -Chlorotoluene	293.2	5.763	0.13921E+02	-0.37186E-01	0.31786E-04	273-323
C ₇ H ₇ Cl	<i>p</i> -Chlorotoluene	293.2	6.25	0.20265E+01	0.40060E-01	-0.87500E-04	293-333
C ₇ H ₇ Cl	(Chloromethyl)benzene	293.2	6.854	0.17108E+02	-0.45285E-01	0.35000E-04	273-323
C ₇ H ₇ ClO	<i>p</i> -Chloroanisole	293.2	7.84	0.64019E+01	0.30560E-01	-0.87500E-04	293-333
C ₇ H ₇ ClO ₂ S	<i>p</i> -Toluenesulfonyl chloride	343.2	22.6				
C ₇ H ₇ ClO ₃ S	4-Methoxybenzenesulfonyl chloride	314.2	27.2				
C ₇ H ₇ F	<i>o</i> -Fluorotoluene	298.2	4.23				
C ₇ H ₇ F	<i>m</i> -Fluorotoluene	298.2	5.41				
C ₇ H ₇ F	<i>p</i> -Fluorotoluene	298.2	5.88				
C ₇ H ₇ I	<i>p</i> -Iodotoluene	308.2	4.4				
C ₇ H ₇ N	2-Vinylpyridine	293.2	9.126				
C ₇ H ₇ N	4-Vinylpyridine	293.2	10.50				
C ₇ H ₇ NO ₂	Benzyl nitrite	298.2	7.78				
C ₇ H ₇ NO ₂	<i>o</i> -Nitrotoluene	293.0	26.26	0.10420E+03	-0.41726E+00	0.51607E-03	273-323
C ₇ H ₇ NO ₂	<i>m</i> -Nitrotoluene	303.2	24.95	0.62492E+02	-0.16235E+00	0.12844E-03	303-403
C ₇ H ₇ NO ₂	<i>p</i> -Nitrotoluene	331.2	22.2				
C ₇ H ₇ NO ₂ S	4-Nitrothioanisole	346.0	21.7				
C ₇ H ₇ NO ₃	2-Nitroanisole	293.2	45.75	0.16684E+03	-0.58196E+00	0.57382E-03	293-423
C ₇ H ₇ NO ₃	3-Nitroanisole	318.2	25.7	0.65402E+02	-0.16460E+00	0.12560E-03	318-443
C ₇ H ₇ NO ₃	4-Nitroanisole	338.2	26.95	0.59811E+02	-0.10955E+00	0.36042E-04	338-443
C ₇ H ₈	Toluene	296.35	2.379	0.32584E+01	-0.34410E-02	0.15937E-05	207-316
C ₇ H ₈ O	<i>o</i> -Cresol	298.2	6.76	0.21633E+02	-0.71069E-01	0.70590E-04	298-453
C ₇ H ₈ O	<i>m</i> -Cresol	298.2	12.44	0.81716E+02	-0.35039E+00	0.39878E-03	274-463
C ₇ H ₈ O	<i>p</i> -Cresol	298.2	13.05	0.70253E+02	-0.28870E+00	0.31979E-03	298-453
C ₇ H ₈ O	Benzyl alcohol	303.2	11.916	0.13661E+03	-0.72127E+00	0.10225E-02	303-333
C ₇ H ₈ O	Anisole	294.2	4.30	0.10887E+02	-0.32372E-01	0.33629E-04	294-413
C ₇ H ₈ O ₂	2-Methoxyphenol	298.2	11.95	0.31751E+02	-0.88173E-01	0.72953E-04	291-448
C ₇ H ₈ O ₂	3-Methoxyphenol	298.2	11.59	0.37279E+02	-0.12113E+00	0.11698E-03	298-433
C ₇ H ₈ O ₂	4-Methoxyphenol	333.7	11.05	0.39483E+02	-0.12142E+00	0.10841E-03	334-453
C ₇ H ₈ O ₂ S	Ethyl thiophene-2-carboxylate	293.2	6.18				
C ₇ H ₈ O ₂ S	Methyl phenyl sulfone	373.2	37.9				
C ₇ H ₈ S	Benzenemethanethiol	298.2	4.705	0.16628E+02	-0.68276E-01	0.94636E-04	298-358
C ₇ H ₈ S	4-Methylbenzenethiol	323.2	4.74	0.87052E+01	-0.15347E-01	0.95238E-05	323-358
C ₇ H ₈ S	(Methylthio)benzene	303.2	4.88	0.21841E+02	-0.97630E-01	0.13750E-03	303-343
C ₇ H ₉ N	Benzylamine	293.2	5.18				
C ₇ H ₉ N	<i>o</i> -Methylaniline	298.2	6.138	0.10988E+02	-0.18976E-01	0.91958E-05	298-398
C ₇ H ₉ N	<i>m</i> -Methylaniline	298.2	5.816	0.13477E+02	-0.35551E-01	0.33135E-04	298-398
C ₇ H ₉ N	<i>p</i> -Methylaniline	333.2	5.058	0.78897E+01	-0.10196E-01	0.51190E-05	333-403

Mol. Form.	Name	T/K	ϵ_r	<i>a</i>	<i>b</i>	<i>c</i>	Range/K
C ₇ H ₉ N	<i>N</i> -Methylaniline	293.2	5.96				
C ₇ H ₉ N	2-Ethylpyridine	293.2	8.33	0.36397E+02	−0.15070E+00	0.18750E-03	293-333
C ₇ H ₉ N	4-Ethylpyridine	293.2	10.98	−0.73831E+01	0.14326E+00	−0.27500E-03	293-333
C ₇ H ₉ N	2,4-Dimethylpyridine	293.2	9.60	0.25895E+02	−0.73900E-01	0.62500E-04	293-333
C ₇ H ₉ N	2,6-Dimethylpyridine	293.2	7.33	0.17714E+02	−0.39080E-01	0.12500E-04	293-333
C ₇ H ₉ NO	2,6-Dimethylpyridine-1-oxide	298.2	46.11	0.22765E+03	−0.90760E+00	0.10011E-02	298-398
C ₇ H ₉ NO	<i>o</i> -Methoxyaniline	303.2	5.230	0.79911E+01	−0.92183E-02	0.37879E-06	303-393
C ₇ H ₉ NO	<i>m</i> -Methoxyaniline	298.2	8.76	0.28179E+02	−0.97840E-01	0.11027E-03	289-393
C ₇ H ₉ NO	<i>p</i> -Methoxyaniline	333.2	7.85	0.30149E+02	−0.10523E+00	0.11467E-03	333-453
C ₇ H ₁₀ N ₂	1-Methyl-1-phenylhydrazine	292.2	7.3				
C ₇ H ₁₁ Cl ₃ O ₂	Isopentyl trichloroacetate	293.2	7.287				
C ₇ H ₁₂	1,6-Heptadiene	293.0	2.161	0.30815E+01	−0.36095E-02	0.16354E-05	184-293
C ₇ H ₁₂	Cycloheptene	295.0	2.265	0.32309E+01	−0.42373E-02	0.32572E-05	227-363
C ₇ H ₁₂ O	Cycloheptanone	298.2	13.16	0.17511E+03	−0.11221E+01	0.19417E-02	258-298
C ₇ H ₁₂ O	2-Methylcyclohexanone	293.2	14.0				
C ₇ H ₁₂ O	3-Methylcyclohexanone	293.2	12.4				
C ₇ H ₁₂ O	4-Methylcyclohexanone	293.2	12.35				
C ₇ H ₁₂ O ₂	Cyclohexanecarboxylic acid	304.2	2.67				
C ₇ H ₁₂ O ₂	Cyclohexyl formate	293.2	6.47				
C ₇ H ₁₂ O ₂	Butyl acrylate	301.2	5.25	0.38296E+02	−0.19109E+00	0.27006E-03	301-343
C ₇ H ₁₂ O ₄	Monomethyl adipate	293.2	6.69	0.11962E+02	−0.23973E-01	0.20608E-04	293-433
C ₇ H ₁₂ O ₄	Diethyl malonate	304.2	7.550	0.14809E+02	−0.31207E-01	0.24066E-04	304-393
C ₇ H ₁₂ O ₄	Dimethyl glutarate	293.2	7.87	0.20697E+02	−0.57794E-01	0.48405E-04	293-433
C ₇ H ₁₂ O ₅	1,2,3-Propanetriol-1,3-diacetate	288.2	9.80	0.28321E+02	−0.89073E-01	0.86891E-04	258-374
C ₇ H ₁₄	1-Heptene	293.2	2.092	0.21755E+01	0.13896E-02	−0.57049E-05	273-323
C ₇ H ₁₄	2-Methyl-2-hexene	293.2	2.962				
C ₇ H ₁₄	3-Ethyl-2-pentene	293.2	2.051				
C ₇ H ₁₄	Cycloheptane	293.2	2.0784	0.25136E+01	−0.15089E-02	0.84915E-07	278-333
C ₇ H ₁₄	Methylcyclohexane	293.2	2.024				
C ₇ H ₁₄ Br ₂	1,2-Dibromoheptane	298.2	3.77				
C ₇ H ₁₄ Br ₂	2,3-Dibromoheptane	298.2	5.08				
C ₇ H ₁₄ Br ₂	3,4-Dibromoheptane	298.2	4.70				
C ₇ H ₁₄ Cl ₂	1,7-Dichloroheptane	298.2	8.34				
C ₇ H ₁₄ O	1-Heptanal	295.2	9.07				
C ₇ H ₁₄ O	2-Heptanone	293.2	11.95	0.38348E+02	−0.12531E+00	0.12005E-03	253-413
C ₇ H ₁₄ O	3-Heptanone	293.2	12.7				
C ₇ H ₁₄ O	4-Heptanone	293.2	12.60	0.41520E+02	−0.13839E+00	0.13497E-03	253-393
C ₇ H ₁₄ O	5-Methyl-2-hexanone	293.2	13.53	0.52353E+02	−0.17695E+00	0.15195E-03	293-333
C ₇ H ₁₄ O	Cyclohexanemethanol	333.2	9.70	0.10164E+03	−0.45839E+00	0.54762E-03	333-368
C ₇ H ₁₄ O	2-Methylcyclohexanol*	293.2	9.375	0.17315E+03	−0.98794E+00	0.14634E-02	273-323
C ₇ H ₁₄ O	3-Methylcyclohexanol*	293.2	13.79	0.65896E+02	−0.21954E+00	0.14107E-03	273-323
C ₇ H ₁₄ O	4-Methylcyclohexanol*	293.2	13.45	0.65021E+02	−0.22896E+00	0.17946E-03	273-323
C ₇ H ₁₄ O ₂	Heptanoic acid	288.2	3.04	0.36423E+01	−0.31996E-02	0.39362E-05	288-423
C ₇ H ₁₄ O ₂	Pentyl acetate	293.2	4.79	0.12091E+02	−0.36536E-01	0.39732E-04	253-353
C ₇ H ₁₄ O ₂	Isopentyl acetate	293.2	4.72				
C ₇ H ₁₄ O ₂	Butyl propanoate	293.2	4.838				
C ₇ H ₁₄ O ₂	Propyl butanoate	293.2	4.3				
C ₇ H ₁₄ O ₂	Ethyl pentanoate	291.2	4.71				
C ₇ H ₁₄ O ₂	Ethyl 3-methylbutanoate	293.2	4.71				
C ₇ H ₁₄ O ₂	Methyl hexanoate	293.2	4.615				
C ₇ H ₁₅ Br	1-Bromoheptane	303.2	5.255	0.15289E+02	−0.50621E-01	0.57753E-04	203-343
C ₇ H ₁₅ Br	2-Bromoheptane	295.2	6.46				
C ₇ H ₁₅ Br	4-Bromoheptane	295.2	6.81				
C ₇ H ₁₅ Cl	1-Chloroheptane	293.2	5.521	0.14279E+02	−0.39431E-01	0.32321E-04	273-323
C ₇ H ₁₅ Cl	2-Chloroheptane	295.2	6.52				
C ₇ H ₁₅ Cl	3-Chloroheptane	295.2	6.70				
C ₇ H ₁₅ Cl	4-Chloroheptane	295.2	6.54				
C ₇ H ₁₅ I	1-Iodoheptane	298.2	4.92	0.11856E+02	−0.33493E-01	0.34368E-04	294-323
C ₇ H ₁₅ I	3-Iodoheptane	295.2	6.39				
C ₇ H ₁₆	Heptane	293.2	1.9209	0.24740E+01	−0.22577E-02	0.12428E-05	273-373
C ₇ H ₁₆	2-Methylhexane	293.2	1.9221	0.24759E+01	−0.22535E-02	0.12500E-05	293-323
C ₇ H ₁₆	3-Methylhexane	293.2	1.920	0.27089E+01	−0.37908E-02	0.37500E-05	273-323
C ₇ H ₁₆	3-Ethylpentane	293.2	1.942	0.23771E+01	−0.15140E-02	0.10093E-06	163-363

Mol. Form.	Name	T/K	ϵ_r	<i>a</i>	<i>b</i>	<i>c</i>	Range/K
C ₇ H ₁₆	2,2-Dimethylpentane	293.2	1.915	0.23414E+01	-0.14362E-02	-0.51322E-07	153-353
C ₇ H ₁₆	2,3-Dimethylpentane	293.2	1.929	0.25637E+01	-0.26328E-02	0.16071E-05	273-323
C ₇ H ₁₆	2,4-Dimethylpentane	293.2	1.902	0.23979E+01	-0.17436E-02	0.17857E-06	273-323
C ₇ H ₁₆	3,3-Dimethylpentane	291.3	1.9419	0.24007E+01	-0.16802E-02	0.36069E-06	291-322
C ₇ H ₁₆	2,2,3-Trimethylbutane	293.2	1.930				
C ₇ H ₁₆ O	1-Heptanol	293.2	11.75	0.60662E+02	-0.24049E+00	0.25155E-03	239-513
C ₇ H ₁₆ O	2-Heptanol	293.7	9.72	0.10050E+03	-0.49793E+00	0.64504E-03	207-365
C ₇ H ₁₆ O	3-Heptanol	296.1	7.07	0.19586E+03	-0.11465E+01	0.17175E-02	248-349
C ₇ H ₁₆ O	4-Heptanol	296.2	6.18	0.28995E+03	-0.18499E+01	0.30109E-02	270-301
C ₇ H ₁₆ O	2-Methyl-2-hexanol	297.0	3.257				
C ₇ H ₁₆ O	3-Methyl-2-hexanol	297.2	4.990	0.59724E+02	-0.32417E+00	0.47058E-03	244-372
C ₇ H ₁₆ O	3-Methyl-3-hexanol	298.2	3.248				
C ₇ H ₁₆ O	3-Ethyl-3-pentanol	293.2	3.158				
C ₇ H ₁₆ O	2,2-Dimethyl-1-pentanol	293.2	6.020	0.37318E+02	-0.17095E+00	0.22022E-03	283-393
C ₇ H ₁₆ O	Ethyl pentyl ether	296.2	3.6				
C ₇ H ₁₆ O	Ethyl isopentyl ether	293.2	3.955	0.66541E+01	-0.55450E-02	-0.12500E-04	293-323
C ₇ H ₁₆ O ₃	Triethoxymethane	293.2	4.779				
C ₇ H ₁₆ S	1-Heptanethiol	293.2	4.194	0.71333E+01	-0.97320E-02	-0.12500E-05	273-333
C ₇ H ₁₇ N	Heptylamine	293.2	3.81	0.87794E+01	-0.24363E-01	0.25325E-04	253-373
C ₇ H ₁₈ O ₃ Si	Triethoxymethylsilane	298.2	3.845				
C ₈ H ₆ F ₆	1,3-Bis(trifluoromethyl)benzene	303.2	5.98				
C ₈ H ₆	Phenylacetylene	298.2	2.98				
C ₈ H ₆ Cl ₂	2,5-Dichlorostyrene	298.2	2.58				
C ₈ H ₆ Cl ₄	1,2,3,4-Tetrachloro-5,6-dimethylbenzene	293.2	8.0				
C ₈ H ₆ Cl ₄	1,2,3,5-Tetrachloro-4,6-dimethylbenzene	293.2	5.4				
C ₈ H ₆ O	Phenoxyacetylene	298.2	4.76				
C ₈ H ₇ N	Benzeneacetonitrile	299.2	17.87	0.82175E+02	-0.37416E+00	0.53220E-03	299-343
C ₈ H ₇ NO ₂	4-Methoxyphenyl isocyanate	333.2	10.26	0.20780E+02	-0.31571E-01		333-403
C ₈ H ₇ NO ₄	Methyl 2-nitrobenzoate	300.1	27.76				
C ₈ H ₈	Styrene	293.2	2.4737	0.44473E+01	-0.11422E-01	0.16000E-04	293-313
C ₈ H ₈ O	Acetophenone	298.2	17.44	0.26099E+02	0.64048E-02	-0.11905E-03	298-333
C ₈ H ₈ O ₂	Benzeneacetic acid	353.2	3.47	0.24104E+01	0.30000E-02		353-393
C ₈ H ₈ O ₂	Benzyl formate	303.2	6.34	0.26162E+02	-0.11026E+00	0.14787E-03	303-358
C ₈ H ₈ O ₂	Phenyl acetate	298.2	5.403	0.11327E+02	-0.26707E-01	0.22938E-04	298-404
C ₈ H ₈ O ₂	Methyl benzoate	302.7	6.642	0.17486E+02	-0.51027E-01	0.50222E-04	303-393
C ₈ H ₈ O ₂	(Hydroxyacetyl)benzene	298.2	21.33	0.42286E+02	-0.69215E-01	-0.35714E-05	298-368
C ₈ H ₈ O ₂	4-Methoxybenzaldehyde	303.2	22.0				
C ₈ H ₈ O ₃	Methyl salicylate	314.4	8.80	0.20501E+02	-0.39045E-01	0.68298E-05	223-398
C ₈ H ₉ Br	1-Bromo-2-ethylbenzene	298.2	5.55				
C ₈ H ₉ Br	1-Bromo-3-ethylbenzene	298.2	5.56				
C ₈ H ₉ Br	1-Bromo-4-ethylbenzene	298.2	5.42				
C ₈ H ₉ BrO	1-Bromo-2-ethoxybenzene	313.2	7.04	0.23146E+02	-0.75753E-01	0.77778E-04	313-358
C ₈ H ₉ Cl	1-Chloro-2-ethylbenzene	298.2	4.36				
C ₈ H ₉ Cl	1-Chloro-3-ethylbenzene	298.2	5.18				
C ₈ H ₉ Cl	1-Chloro-4-ethylbenzene	298.2	5.16				
C ₈ H ₉ NO ₂	1-Ethyl-2-nitrobenzene	273.4	21.9				
C ₈ H ₉ NO ₂	Methyl 2-aminobenzoate	298.2	21.9				
C ₈ H ₉ NO ₂	Ethyl 4-pyridinecarboxylate	293.2	8.95				
C ₈ H ₁₀	Ethylbenzene	293.2	2.4463	0.35969E+01	-0.53169E-02	0.47500E-05	293-323
C ₈ H ₁₀	<i>o</i> -Xylene	293.2	2.562	0.36163E+01	-0.40177E-02	0.14286E-05	273-323
C ₈ H ₁₀	<i>m</i> -Xylene	293.2	2.359	0.28421E+01	-0.10191E-02	-0.21429E-05	273-323
C ₈ H ₁₀	<i>p</i> -Xylene	293.2	2.2735	0.23140E+01	0.97221E-03	-0.37500E-05	293-363
C ₈ H ₁₀ O	2,3-Xylenol	343.2	4.81	0.14399E+02	-0.41438E-01	0.39244E-04	343-433
C ₈ H ₁₀ O	2,4-Xylenol	303.2	5.060	0.22125E+02	-0.85543E-01	0.96548E-04	303-363
C ₈ H ₁₀ O	2,5-Xylenol	338.2	5.36	0.18049E+02	-0.54991E-01	0.51656E-04	338-455
C ₈ H ₁₀ O	2,6-Xylenol	313.2	4.90	0.12284E+02	-0.32996E-01	0.29867E-04	313-453
C ₈ H ₁₀ O	3,4-Xylenol	333.2	9.02	0.54423E+02	-0.21153E+00	0.22508E-03	333-453
C ₈ H ₁₀ O	3,5-Xylenol	323.2	9.06	0.54251E+02	-0.21647E+00	0.23542E-03	323-453
C ₈ H ₁₀ O	Benzeneethanol	293.2	12.31	0.12170E+03	-0.63124E+00	0.87776E-03	278-333
C ₈ H ₁₀ O	1-Phenylethanol	293.2	8.77	0.32971E+02	-0.12042E+00	0.12809E-03	293-423
C ₈ H ₁₀ O	Phenetole	293.2	4.216	-0.15043E+02	0.13752E+00	-0.24500E-03	293-313

Mol. Form.	Name	T/K	ϵ_r	<i>a</i>	<i>b</i>	<i>c</i>	Range/K
C ₈ H ₁₀ O	2-Methylanisole	293.2	3.502	0.50825E+01	-0.62297E-02	0.28571E-05	293-333
C ₈ H ₁₀ O	3-Methylanisole	293.2	3.967	0.12830E+02	-0.49701E-01	0.66429E-04	293-333
C ₈ H ₁₀ O	4-Methylanisole	293.2	3.914	0.86608E+01	-0.23510E-01	0.25000E-04	293-333
C ₈ H ₁₀ O ₂	1,2-Dimethoxybenzene	293.2	4.45	0.74604E+01	-0.13445E-01	0.10737E-04	293-443
C ₈ H ₁₀ O ₂	1,3-Dimethoxybenzene	298.2	5.363	0.11911E+02	-0.30804E-01	0.29643E-04	298-358
C ₈ H ₁₀ O ₂	1,4-Dimethoxybenzene	333.7	5.60	0.11289E+02	-0.20765E-01	0.11987E-04	334-463
C ₈ H ₁₀ O ₂ S	Ethyl phenyl sulfone	348.2	39.0				
C ₈ H ₁₀ S	(Ethylthio)benzene	298.2	4.95				
C ₈ H ₁₁ N	<i>p</i> -Ethylaniline	298.2	4.84				
C ₈ H ₁₁ N	<i>N</i> -Ethylaniline	293.2	5.87				
C ₈ H ₁₁ N	<i>N,N</i> -Dimethylaniline	298.2	4.90	0.84052E+01	-0.13549E-01	0.62835E-05	289-453
C ₈ H ₁₁ N	2,4,6-Trimethylpyridine	298.2	7.807	0.20990E+02	-0.57419E-01	0.44286E-04	298-358
C ₈ H ₁₁ NO	4-Ethoxyaniline	298.2	7.43				
C ₈ H ₁₂ N ₂ O ₂	Hexamethylene diisocyanate	288.2	14.41	0.26715E+02	-0.42696E-01		288-403
C ₈ H ₁₂ O ₄	Diethyl maleate	298.2	7.560	0.13953E+02	-0.21969E-01	0.17817E-05	298-343
C ₈ H ₁₂ O ₄	Diethyl fumarate	296.2	6.56				
C ₈ H ₁₄	1,7-Octadiene	293.0	2.186	0.28376E+01	-0.17442E-02	-0.16141E-05	214-293
C ₈ H ₁₄	<i>cis</i> -Cyclooctene	296.0	2.306	0.31115E+01	-0.32058E-02	0.16713E-05	269-406
C ₈ H ₁₄	1,2-Dimethylcyclohexene	296.0	2.144	0.26443E+01	-0.17973E-02	0.35815E-06	211-374
C ₈ H ₁₄	1,3-Dimethylcyclohexene	296.0	2.182	0.29951E+01	-0.34615E-02	0.24026E-05	213-373
C ₈ H ₁₄ O ₂	Methyl cyclohexanecarboxylate	293.2	4.87				
C ₈ H ₁₄ O ₂	Cyclohexyl acetate	293.2	5.08				
C ₈ H ₁₄ O ₃	Butanoic anhydride	293.2	12.8				
C ₈ H ₁₄ O ₃	2-Methylpropanoic anhydride	292.2	13.6				
C ₈ H ₁₄ O ₄	Diisopropyl oxalate	293.2	6.403	0.10709E+02	-0.16328E-01	0.56000E-05	293-368
C ₈ H ₁₄ O ₄	Diethyl succinate	293.2	6.098	0.80213E+01	0.11810E-02	-0.26400E-04	293-343
C ₈ H ₁₄ O ₄	Dimethyl adipate	293.2	6.84	0.11739E+02	-0.17281E-01	0.11447E-05	293-433
C ₈ H ₁₅ N	Octanenitrile	293.2	13.90				
C ₈ H ₁₆	1-Octene	293.2	2.113	0.24348E+01	0.34200E-03	-0.50000E-05	273-323
C ₈ H ₁₆	<i>cis</i> -3-Octene	298.2	2.062				
C ₈ H ₁₆	<i>trans</i> -3-Octene	298.2	2.002				
C ₈ H ₁₆	<i>cis</i> -4-Octene	298.2	2.053				
C ₈ H ₁₆	<i>trans</i> -4-Octene	298.2	2.004				
C ₈ H ₁₆	3-Methyl-2-heptene*	293.2	2.436				
C ₈ H ₁₆	2,5-Dimethyl-2-hexene	293.2	2.431				
C ₈ H ₁₆	2,4,4-Trimethyl-1-pentene	298.2	2.0908				
C ₈ H ₁₆	Cyclooctane	295.0	2.116	0.25036E+01	-0.12460E-02	-0.23175E-06	295-411
C ₈ H ₁₆ Br ₂	1,8-Dibromooctane	298.2	7.43	0.94117E+00	0.61520E-01	-0.13333E-03	298-328
C ₈ H ₁₆ Cl ₂	1,8-Dichlorooctane	298.2	7.64				
C ₈ H ₁₆ O	2-Octanone	293.2	9.51	-0.16219E+02	0.18799E+00	-0.34156E-03	293-333
C ₈ H ₁₆ O	3-Octanone	303.2	10.50				
C ₈ H ₁₆ O ₂	Octanoic acid	288.2	2.85	0.29391E+01	-0.38721E-03		288-423
C ₈ H ₁₆ O ₂	2-Ethylhexanoic acid	296.2	2.64				
C ₈ H ₁₆ O ₂	Hexyl acetate	293.2	4.42				
C ₈ H ₁₆ O ₂	Pentyl propanoate	293.2	4.552				
C ₈ H ₁₆ O ₂	Isopentyl propanoate	273.2	5.21	0.17665E+02	-0.71718E-01	0.95635E-04	273-373
C ₈ H ₁₆ O ₂	Butyl butanoate	298.2	4.39	0.79684E+01	-0.12000E-01	0.15266E-13	298-318
C ₈ H ₁₆ O ₂	Propyl pentanoate	292.2	4.0				
C ₈ H ₁₆ O ₂	Ethyl hexanoate	293.2	4.45	0.11007E+02	-0.32800E-01	0.35714E-04	253-353
C ₈ H ₁₆ O ₂	Methyl heptanoate	293.2	4.355				
C ₈ H ₁₆ O ₃	Isopentyl lactate	273.2	11.2	0.48649E+02	-0.21253E+00	0.27619E-03	273-373
C ₈ H ₁₇ Br	1-Bromooctane	293.2	5.0957	0.12404E+02	-0.35050E-01	0.34542E-04	283-353
C ₈ H ₁₇ Br	2-Bromooctane	293.2	5.44				
C ₈ H ₁₇ Cl	1-Chlorooctane	298.2	5.05	0.11346E+02	-0.25120E-01	0.13450E-04	274-328
C ₈ H ₁₇ Cl	2-Chlorooctane	293.2	5.42				
C ₈ H ₁₇ F	1-Fluorooctane	293.2	3.89				
C ₈ H ₁₇ I	1-Iodooctane	293.2	4.67	0.12452E+02	-0.41229E-01	0.50108E-04	233-313
C ₈ H ₁₇ NO ₂	1-Nitrooctane	293.2	11.46				
C ₈ H ₁₈	Octane	293.2	1.948	0.22590E+01	-0.84212E-03	-0.75758E-06	233-393
C ₈ H ₁₈	2-Methylheptane	293.2	1.9519				
C ₈ H ₁₈	3-Ethylhexane	293.2	1.9617				
C ₈ H ₁₈	2,2-Dimethylhexane	293.2	1.9498				
C ₈ H ₁₈	2,5-Dimethylhexane	293.95	1.9619	0.25821E+01	-0.26804E-02	0.19404E-05	294-324

Mol. Form.	Name	T/K	ϵ_r	<i>a</i>	<i>b</i>	<i>c</i>	Range/K
C ₈ H ₁₈	3,3-Dimethylhexane	293.2	1.9645				
C ₈ H ₁₈	3,4-Dimethylhexane	292.1	1.9814	0.26849E+01	-0.33712E-02	0.32949E-05	292-324
C ₈ H ₁₈	3-Ethyl-3-methylpentane	291.49	1.9869	0.25983E+01	-0.28027E-02	0.24195E-05	292-324
C ₈ H ₁₈	2,2,3-Trimethylpentane	293.2	1.960				
C ₈ H ₁₈	2,2,4-Trimethylpentane	293.2	1.943	0.23677E+01	-0.14768E-02	0.94261E-07	173-373
C ₈ H ₁₈	2,3,3-Trimethylpentane	293.2	1.9780				
C ₈ H ₁₈	2,3,4-Trimethylpentane	293.2	1.9738				
C ₈ H ₁₈ O	1-Octanol	293.2	10.30	0.51647E+02	-0.20371E+00	0.21320E-03	258-513
C ₈ H ₁₈ O	2-Octanol	293.2	8.13	0.63760E+02	-0.27643E+00	0.31075E-03	213-513
C ₈ H ₁₈ O	3-Octanol	293.2	5.55	0.12505E+03	-0.70646E+00	0.10245E-02	223-383
C ₈ H ₁₈ O	4-Octanol	293.2	4.48	0.51049E+02	-0.26664E+00	0.37280E-03	243-403
C ₈ H ₁₈ O	2-Methyl-1-heptanol	293.1	5.16	0.61698E+02	-0.33647E+00	0.49066E-03	236-328
C ₈ H ₁₈ O	3-Methyl-1-heptanol	290.3	2.884	0.84687E+01	-0.33712E-01	0.49793E-04	241-316
C ₈ H ₁₈ O	4-Methyl-1-heptanol	290.6	4.63	0.48612E+02	-0.26773E+00	0.39972E-03	237-332
C ₈ H ₁₈ O	5-Methyl-1-heptanol	290.4	7.68	0.54581E+02	-0.24772E+00	0.29734E-03	235-328
C ₈ H ₁₈ O	6-Methyl-1-heptanol	290.3	10.54	0.57997E+02	-0.23517E+00	0.24663E-03	265-328
C ₈ H ₁₈ O	2-Methyl-2-heptanol	292.2	3.43				
C ₈ H ₁₈ O	3-Methyl-2-heptanol	289.6	7.47	0.39178E+02	-0.17976E+00	0.24218E-03	229-329
C ₈ H ₁₈ O	4-Methyl-2-heptanol	290.0	3.59	0.39715E+02	-0.23115E+00	0.36771E-03	240-333
C ₈ H ₁₈ O	5-Methyl-2-heptanol	278.5	7.5	0.68568E+02	-0.40706E+00	0.67433E-03	230-279
C ₈ H ₁₈ O	6-Methyl-2-heptanol	290.1	6.41	0.77520E+02	-0.41724E+00	0.59448E-03	239-329
C ₈ H ₁₈ O	2-Methyl-3-heptanol	293.2	3.260	-0.59739E+01	0.56700E-01	-0.83125E-04	343-403
C ₈ H ₁₈ O	3-Methyl-3-heptanol	293.2	3.013	-0.38440E+01	0.42327E-01	-0.61250E-04	343-403
C ₈ H ₁₈ O	4-Methyl-3-heptanol	293.2	3.312	-0.48003E+01	0.50740E-01	-0.75000E-04	343-403
C ₈ H ₁₈ O	5-Methyl-3-heptanol	293.2	3.832	0.61967E+01	-0.63750E-02		343-383
C ₈ H ₁₈ O	6-Methyl-3-heptanol	293.2	4.992	0.23037E+02	-0.98029E-01	0.12479E-03	283-383
C ₈ H ₁₈ O	2-Methyl-4-heptanol	296.3	3.338	0.42102E+00	0.10427E-01	-0.20438E-05	230-333
C ₈ H ₁₈ O	3-Methyl-4-heptanol	290.0	7.46	0.33354E+02	-0.14077E+00	0.17750E-03	230-330
C ₈ H ₁₈ O	4-Methyl-4-heptanol	296.2	2.902				
C ₈ H ₁₈ O	2-Ethyl-1-hexanol	298.2	7.58	0.86074E+02	-0.42636E+00	0.55078E-03	208-318
C ₈ H ₁₈ O	2,2-Dimethyl-1-hexanol	293.2	4.50	0.91244E+01	-0.21785E-01	0.21018E-04	283-393
C ₈ H ₁₈ O	Dibutyl ether	293.2	3.0830	0.65383E+01	-0.16172E-01	0.14969E-04	293-314
C ₈ H ₁₈ OS	Dibutyl sulfoxide	313.2	24.73	0.67156E+02	-0.16448E+00	0.92275E-04	313-393
C ₈ H ₁₈ O ₂	2-Ethyl-1,3-hexanediol	293.2	18.73	0.57919E+02	-0.17128E+00	0.12949E-03	233-333
C ₈ H ₁₈ O ₂ S	Dibutyl sulfone	323.2	25.72	0.66248E+02	-0.16417E+00	0.12001E-03	323-398
C ₈ H ₁₈ O ₄	Triethylene glycol dimethyl ether	298.2	7.62				
C ₈ H ₁₈ O ₅	Tetraethylene glycol	293.2	20.44	0.83547E+02	-0.31691E+00	0.34689E-03	253-333
C ₈ H ₁₈ S	1-Octanethiol	293.2	3.949	0.63667E+01	-0.87920E-02	0.18750E-05	273-333
C ₈ H ₁₈ S	Dibutyl sulfide	298.2	4.29				
C ₈ H ₁₉ N	Octylamine	293.2	3.58	0.77931E+01	-0.20015E-01	0.19347E-04	273-373
C ₈ H ₁₉ N	Dibutylamine	293.2	2.765	0.52504E+01	-0.10538E-01	0.71485E-05	243-323
C ₈ H ₂₀ O ₄ Si	Ethyl silicate	293.2	2.50				
C ₈ H ₂₀ Si	Tetraethylsilane	293.2	2.090				
C ₈ H ₂₀ Sn	Tetraethylstannane	293.2	2.241				
C ₈ H ₂₃ N ₅	Tetraethylenepentamine	293.2	9.40	0.40553E+02	-0.16681E+00	0.20659E-03	213-333
C ₈ H ₂₄ O ₄ Si ₄	Octamethylcyclotetrasiloxane	296.2	2.390	0.36286E+01	-0.56885E-02	0.50874E-05	296-333
C ₉ H ₆ N ₂ O ₂	Toluene-2,4-diisocyanate	293.2	8.433	0.22174E+02	-0.66982E-01	0.68571E-04	293-353
C ₉ H ₆ O ₂	2 <i>H</i> -1-Benzopyran-2-one	343.2	34.04	0.11311E+03	-0.33804E+00	0.31324E-03	343-423
C ₉ H ₇ N	Quinoline	293.2	9.16	0.33432E+02	-0.13497E+00	0.17788E-03	258-323
C ₉ H ₇ N	Isoquinoline	298.2	11.0	0.14412E+03	-0.79935E+00	0.11839E-02	298-323
C ₉ H ₈ O	Cinnamaldehyde	305.8	17.72	0.41837E+02	-0.11060E+00	0.10401E-03	306-354
C ₉ H ₈ O ₄	2-(Acetyloxy)benzoic acid	333.2	6.55	0.69994E+01	-0.14553E-02		333-416
C ₉ H ₁₀	1-Propenylbenzene	293.2	2.73				
C ₉ H ₁₀	Allylbenzene	293.2	2.63				
C ₉ H ₁₀	Isopropenylbenzene	293.2	2.28				
C ₉ H ₁₀ OS	4-Acetylthioanisole	355.2	11.34				
C ₉ H ₁₀ O ₂	Ethyl benzoate	293.2	6.20	0.18216E+02	-0.62361E-01	0.72884E-04	288-343
C ₉ H ₁₀ O ₂	Methyl 4-methylbenzoate	306.2	4.3				
C ₉ H ₁₀ O ₂	Benzyl acetate	303.2	5.34	0.11727E+02	-0.30869E-01	0.32340E-04	303-358
C ₉ H ₁₀ O ₂	Phenyl propanoate	293.2	4.77				
C ₉ H ₁₀ O ₂	4-Acetylanisole	313.2	17.3				
C ₉ H ₁₀ O ₃	Ethyl salicylate	308.2	8.48	0.18910E+02	-0.35623E-01	0.46529E-05	225-321
C ₉ H ₁₀ O ₃	Methyl 2-methoxybenzoate	294.2	7.7				

Mol. Form.	Name	T/K	ϵ_r	<i>a</i>	<i>b</i>	<i>c</i>	Range/K
C ₉ H ₁₁ Br	(3-Bromopropyl)benzene	302.2	5.41	0.11360E+02	-0.27471E-01	0.25775E-04	302-358
C ₉ H ₁₁ NO	<i>N</i> -Ethylbenzamide	352.7	42.6	-0.20109E+03	0.17866E+01	-0.31065E-02	353-389
C ₉ H ₁₁ NO	<i>N,N</i> -Dimethylbenzamide	318.2	20.77	0.76725E+02	-0.26908E+00	0.29409E-03	318-443
C ₉ H ₁₁ NO ₂	Ethyl 2-aminobenzoate	298.2	4.14				
C ₉ H ₁₂	Propylbenzene	293.2	2.370	0.26933E+01	0.21679E-03	-0.44643E-05	273-323
C ₉ H ₁₂	Isopropylbenzene	293.2	2.381	0.31149E+01	-0.30801E-02	0.19643E-05	273-323
C ₉ H ₁₂	<i>o</i> -Ethyltoluene	293.2	2.595				
C ₉ H ₁₂	<i>m</i> -Ethyltoluene	293.2	2.365				
C ₉ H ₁₂	<i>p</i> -Ethyltoluene	293.2	2.265				
C ₉ H ₁₂	1,2,3-Trimethylbenzene	293.2	2.656	0.76006E+01	-0.29118E-01	0.41786E-04	273-323
C ₉ H ₁₂	1,2,4-Trimethylbenzene	293.2	2.377	0.31517E+01	-0.30634E-02	0.14286E-05	273-323
C ₉ H ₁₂	1,3,5-Trimethylbenzene	293.2	2.279	0.38998E+01	-0.88072E-02	0.11149E-04	288-358
C ₉ H ₁₂ O	Benzenepropanol	293.2	11.97	0.94482E+02	-0.45540E+00	0.59307E-03	213-303
C ₉ H ₁₂ O	α -Ethylbenzenemethanol	293.2	6.68	0.44520E+02	-0.21505E+00	0.29443E-03	233-373
C ₉ H ₁₂ O	α,α -Dimethylbenzenemethanol	303.2	5.61	0.57072E+01	0.86568E-02	-0.29580E-04	303-373
C ₉ H ₁₂ O	1-Phenyl-2-propanol	293.2	9.35	0.10762E+03	-0.56026E+00	0.76915E-03	233-373
C ₉ H ₁₂ O	Benzyl ethyl ether	298.2	3.90				
C ₉ H ₁₂ O	2,6-Dimethylanisole	293.2	3.780	0.76700E+01	-0.18298E-01	0.17143E-04	293-333
C ₉ H ₁₂ O	3,5-Dimethylanisole	293.2	3.711	0.54981E+01	-0.56651E-02	-0.14286E-05	293-333
C ₉ H ₁₂ O ₂ S	Butyl thiophene-2-carboxylate	293.2	6.40				
C ₉ H ₁₂ S	Benzenepropanethiol	303.2	4.36	0.82411E+01	-0.15034E-01	0.73617E-05	303-358
C ₉ H ₁₃ N	Benzylethylamine	293.2	4.3				
C ₉ H ₁₃ N	<i>N</i> -Propylaniline	293.2	5.48				
C ₉ H ₁₃ N	2-Methyl- <i>N,N</i> -dimethylaniline	293.2	3.4				
C ₉ H ₁₃ N	4-Methyl- <i>N,N</i> -dimethylaniline	293.2	3.9				
C ₉ H ₁₄ OSi	Trimethylphenoxysilane	298.2	3.3953				
C ₉ H ₁₄ O ₆	Triacetin	293.6	7.11	0.17819E+02	-0.53656E-01	0.57759E-04	219-304
C ₉ H ₁₄ Si	Trimethylphenylsilane	298.2	2.3533	0.21463E+01	0.32711E-02	-0.86264E-05	288-323
C ₉ H ₁₆ O ₂	2-Nonenoic acid	296.2	2.5				
C ₉ H ₁₆ O ₂	Cyclohexyl propanoate	293.2	4.82				
C ₉ H ₁₆ O ₂	Ethyl cyclohexanecarboxylate	293.2	4.64				
C ₉ H ₁₆ O ₄	Diethyl glutarate	303.2	6.659				
C ₉ H ₁₇ N	Nonanenitrile	293.2	12.08				
C ₉ H ₁₈	1-Nonene	293.2	2.180	0.22710E+01	0.15797E-02	-0.64286E-05	273-323
C ₉ H ₁₈ Br ₂	1,9-Dibromononane	293.2	7.153	0.18931E+02	-0.57764E-01	0.60000E-04	293-343
C ₉ H ₁₈ O	2-Nonanone	295.2	9.14				
C ₉ H ₁₈ O	5-Nonanone	293.2	10.6				
C ₉ H ₁₈ O	Di- <i>tert</i> -butyl ketone	287.65	10.0				
C ₉ H ₁₈ O	2,6-Dimethyl-4-heptanone	293.2	9.91	0.33178E+02	-0.11290E+00	0.11454E-03	273-393
C ₉ H ₁₈ O ₂	Nonanoic acid	294.9	2.475	0.25039E+01	0.67274E-03	-0.24180E-05	295-365
C ₉ H ₁₈ O ₂	2-Methyloctanoic acid	293.2	2.39				
C ₉ H ₁₈ O ₂	2-Ethylheptanoic acid	293.2	1.98				
C ₉ H ₁₈ O ₂	Heptyl acetate	293.2	4.2				
C ₉ H ₁₈ O ₂	Pentyl butanoate	301.2	4.08	0.59029E+01	-0.49905E-02	-0.34292E-05	301-343
C ₉ H ₁₈ O ₂	Isopentyl butanoate	293.2	4.0				
C ₉ H ₁₈ O ₂	Isobutyl pentanoate	292.2	3.8				
C ₉ H ₁₈ O ₂	Methyl octanoate	293.2	4.101				
C ₉ H ₁₉ Br	1-Bromononane	298.2	4.74	0.79870E+01	-0.10488E-01	-0.13450E-05	274-328
C ₉ H ₁₉ Cl	1-Chlorononane	293.2	4.803	0.95528E+01	-0.16200E-01	-0.16365E-13	293-323
C ₉ H ₁₉ NO	<i>N,N</i> -Dibutylformamide	293.2	18.4				
C ₉ H ₂₀	Nonane	293.2	1.9722	0.23894E+01	-0.14830E-02	0.14881E-06	253-393
C ₉ H ₂₀	2-Methyloctane	293.2	1.967				
C ₉ H ₂₀	4-Methyloctane	293.2	1.967				
C ₉ H ₂₀	2,4-Dimethylheptane	293.2	1.89				
C ₉ H ₂₀	2,5-Dimethylheptane	293.2	1.89				
C ₉ H ₂₀	2,6-Dimethylheptane	293.2	1.987				
C ₉ H ₂₀ N ₂ O	Tetraethylurea	296.8	14.29	0.52820E+02	-0.18790E+00	0.19580E-03	205-411
C ₉ H ₂₀ O	1-Nonanol	293.2	8.83	0.97467E+02	-0.51103E+00	0.71429E-03	288-343
C ₉ H ₂₀ O	2-Nonanol	298.2	6.66	0.10136E+03	-0.55612E+00	0.80000E-03	288-308
C ₉ H ₂₀ O	3-Nonanol	298.2	4.49	0.55214E+02	-0.31920E+00	0.50000E-03	288-308
C ₉ H ₂₀ O	4-Nonanol	298.2	3.69	0.27954E+01	0.30000E-02	-0.52375E-13	288-308
C ₉ H ₂₀ O	5-Nonanol	298.2	3.54	-0.25463E+01	0.35320E-01	-0.50000E-04	288-308
C ₉ H ₂₁ B	Tripropylborane	293.2	2.026				

Mol. Form.	Name	T/K	ϵ_r	<i>a</i>	<i>b</i>	<i>c</i>	Range/K
C ₉ H ₂₁ N	Nonylamine	293.2	3.42	0.53575E+01	-0.71982E-02	0.19481E-05	293-373
C ₉ H ₂₁ N	Tripropylamine	293.2	2.380	0.33380E+01	-0.86332E-02	0.18322E-04	243-293
C ₉ H ₂₁ O ₃ P	Tripropyl phosphate	293.2	10.93	0.33166E+02	-0.10514E+00	0.10000E-03	293-373
C ₁₀ H ₇ Br	1-Bromonaphthalene	298.2	4.768	0.10561E+02	-0.27671E-01	0.27655E-04	293-323
C ₁₀ H ₇ Cl	1-Chloronaphthalene	298.2	5.04	0.84861E+01	-0.12357E-01	0.26899E-05	274-328
C ₁₀ H ₇ NO ₂	1-Nitronaphthalene	333.2	19.68	0.36267E+02	-0.41283E-01	-0.25595E-04	333-403
C ₁₀ H ₈	Naphthalene	363.2	2.54				
C ₁₀ H ₈ O	1-Naphthol	373.0	5.03	0.16489E+02	-0.46700E-01	0.42857E-04	373-453
C ₁₀ H ₈ O	2-Naphthol	413.0	4.95	0.92865E+01	-0.10500E-01	0.42501E-15	413-453
C ₁₀ H ₉ N	1-Naphthylamine	333.2	5.20	0.10577E+02	-0.22114E-01	0.17857E-04	333-453
C ₁₀ H ₉ N	2-Naphthylamine	393.0	5.26	0.19722E+02	-0.60679E-01	0.60714E-04	393-473
C ₁₀ H ₉ N	2-Methylquinoline	293.2	7.24	0.11688E+02	-0.78400E-02	-0.25000E-04	293-333
C ₁₀ H ₉ N	4-Methylquinoline	293.2	9.31	0.17788E+02	-0.32580E-01	0.12500E-04	293-333
C ₁₀ H ₉ N	6-Methylquinoline	293.2	8.48	0.21696E+02	-0.63400E-01	0.62500E-04	293-333
C ₁₀ H ₉ N	8-Methylquinoline	293.2	6.58	0.19356E+02	-0.61900E-01	0.62500E-04	293-333
C ₁₀ H ₁₀ O ₄	Methyl 2-(acetyloxy)benzoate	328.9	5.31	0.19579E+02	-0.69970E-01	0.80889E-04	329-371
C ₁₀ H ₁₀ O ₄	Dimethyl phthalate	293.2	8.66				
C ₁₀ H ₁₂	1,2,3,4-Tetrahydronaphthalene	298.2	2.771	0.29172E+01	0.12832E-02	-0.59453E-05	298-343
C ₁₀ H ₁₂	4-Ethylstyrene	298.2	3.350				
C ₁₀ H ₁₂	Dicyclopentadiene	313.2	2.43	0.30564E+01	-0.20000E-02	0.82443E-15	313-373
C ₁₀ H ₁₂ O	Tetrahydro-2-naphthol*	293.2	11.70	0.98978E+02	-0.48267E+00	0.63008E-03	293-363
C ₁₀ H ₁₂ O	4-Isopropylbenzaldehyde	288.2	10.68				
C ₁₀ H ₁₂ O ₂	4-Allyl-2-methoxyphenol	293.2	9.55	0.52377E+02	-0.24380E+00	0.33333E-03	273-323
C ₁₀ H ₁₂ O ₂	2-Phenylethyl acetate	297.2	4.93				
C ₁₀ H ₁₂ O ₂	Benzyl propanoate	303.0	5.11	0.42301E+01	0.13962E-01	-0.36426E-04	303-358
C ₁₀ H ₁₂ O ₂	Phenyl butanoate	293.2	4.48				
C ₁₀ H ₁₂ O ₂	Propyl benzoate	303.2	5.78	0.10927E+02	-0.20535E-01	0.11745E-04	303-358
C ₁₀ H ₁₂ O ₂	Ethyl phenylacetate	293.2	5.320				
C ₁₀ H ₁₄	Butylbenzene	293.2	2.359				
C ₁₀ H ₁₄	sec-Butylbenzene	293.2	2.357	0.28348E+01	-0.68586E-03	-0.32143E-05	273-323
C ₁₀ H ₁₄	tert-Butylbenzene	293.2	2.359	0.27924E+01	-0.38350E-03	-0.37500E-05	273-323
C ₁₀ H ₁₄	Isobutylbenzene	293.2	2.318	0.28055E+01	-0.92614E-03	-0.25000E-05	273-323
C ₁₀ H ₁₄	1-Isopropyl-4-methylbenzene	298.2	2.2322	0.25266E+01	-0.25121E-03	-0.24867E-05	277-333
C ₁₀ H ₁₄	o-Diethylbenzene	293.2	2.594				
C ₁₀ H ₁₄	m-Diethylbenzene	293.2	2.369				
C ₁₀ H ₁₄	p-Diethylbenzene	293.2	2.259				
C ₁₀ H ₁₄	1-Ethyl-3,5-dimethylbenzene	293.2	2.275				
C ₁₀ H ₁₄	1,2,3,4-Tetramethylbenzene	296.0	2.538	0.33822E+01	-0.33630E-02	0.17475E-05	273-412
C ₁₀ H ₁₄	1,2,4,5-Tetramethylbenzene	356.0	2.223	0.26834E+01	-0.10327E-02	-0.73533E-06	356-430
C ₁₀ H ₁₄ N ₂	L-Nicotine	293.2	8.937	0.21347E+02	-0.57177E-01	0.50655E-04	293-363
C ₁₀ H ₁₄ O	1-Phenyl-2-methyl-2-propanol	298.2	5.71	0.21922E+02	-0.84231E-01	0.99475E-04	298-423
C ₁₀ H ₁₄ O	Butyl phenyl ether	293.2	3.734				
C ₁₀ H ₁₄ O	Thymol	333.2	4.259				
C ₁₀ H ₁₅ N	N,N-Diethylaniline	303.2	5.15	0.50773E+01	0.15399E-01	-0.50000E-04	303-328
C ₁₀ H ₁₆	γ-Terpinene	298.2	2.2738				
C ₁₀ H ₁₆	d-Limonene	298.2	2.3746				
C ₁₀ H ₁₆	l-Limonene	298.2	2.3738				
C ₁₀ H ₁₆	Terpinolene	298.2	2.2918				
C ₁₀ H ₁₆	α-Pinene	298.2	2.1787				
C ₁₀ H ₁₆	β-Pinene	298.2	2.4970				
C ₁₀ H ₁₆	α-Terpinene	298.2	2.4526				
C ₁₀ H ₁₆	β-Myrcene	298.2	2.3				
C ₁₀ H ₁₆ O	Carvenone	293.2	18.8				
C ₁₀ H ₁₆ O	d-Fenchone	294.2	12.8				
C ₁₀ H ₁₇ Cl	2-Chlorobornane	368.2	5.21				
C ₁₀ H ₁₈	Pinane	298.2	2.1456				
C ₁₀ H ₁₈	cis-Decahydronaphthalene	293.2	2.219	0.25410E+01	-0.11420E-02	0.15092E-06	293-373
C ₁₀ H ₁₈	trans-Decahydronaphthalene	293.2	2.184	0.26615E+01	-0.21241E-02	0.16864E-05	293-373
C ₁₀ H ₁₈ O	Eucalyptol	298.2	4.57				
C ₁₀ H ₁₈ O ₂	Cyclohexyl butanoate	293.2	4.58				
C ₁₀ H ₁₈ O ₄	Diethyl adipate	293.2	6.109	0.14824E+02	-0.40749E-01	0.37600E-04	293-343
C ₁₀ H ₂₀	1-Decene	293.2	2.136	0.19091E+01	0.33442E-02	-0.87500E-05	273-323
C ₁₀ H ₂₀	cis-5-Decene	298.2	2.071				

Mol. Form.	Name	T/K	ϵ_r	<i>a</i>	<i>b</i>	<i>c</i>	Range/K
C ₁₀ H ₂₀	<i>trans</i> -5-Decene	298.2	2.030				
C ₁₀ H ₂₀	5-Methyl-4-nonene	293.2	2.175				
C ₁₀ H ₂₀	2,4,6-Trimethyl-3-heptene	293.2	2.293				
C ₁₀ H ₂₀ Br ₂	1,10-Dibromodecane	303.2	6.56	0.17350E+02	−0.50328E-01	0.48633E-04	303-368
C ₁₀ H ₂₀ Cl ₂	1,10-Dichlorodecane	308.2	6.68	−0.57423E+01	0.94220E-01	−0.17500E-03	308-338
C ₁₀ H ₂₀ O	2-Decanone	287.2	8.3				
C ₁₀ H ₂₀ O	Menthol	309.3	3.90	0.68202E+01	−0.15894E-01	0.20837E-04	309-358
C ₁₀ H ₂₀ O ₂	2,2-Dimethyloctanoic acid	296.2	2.8				
C ₁₀ H ₂₀ O ₂	Octyl acetate	288.2	4.18	−0.34691E+01	0.58106E-01	−0.10952E-03	288-323
C ₁₀ H ₂₀ O ₂	2-Methylheptyl acetate	288.2	4.27	0.23285E+02	−0.11538E+00	0.17143E-03	288-323
C ₁₀ H ₂₀ O ₂	Pentyl pentanoate	305.6	4.076	0.77641E+01	−0.14335E-01	0.73740E-05	306-393
C ₁₀ H ₂₀ O ₂	Isopentyl pentanoate	292.2	3.6				
C ₁₀ H ₂₀ O ₂	Isopentyl isopentanoate	288.2	4.39	0.14698E+02	−0.57726E-01	0.76190E-04	288-323
C ₁₀ H ₂₀ O ₂	Methyl nonanoate	293.2	3.943				
C ₁₀ H ₂₁ Br	1-Bromodecane	298.2	4.44	0.11202E+02	−0.33491E-01	0.36314E-04	274-328
C ₁₀ H ₂₁ Cl	1-Chlorodecane	293.2	4.581	0.68741E+01	−0.12210E-02	−0.22500E-04	293-323
C ₁₀ H ₂₁ NO	<i>N,N</i> -Dibutylacetamide	293.2	19.1				
C ₁₀ H ₂₂	Decane	293.2	1.9853	0.24054E+01	−0.15445E-02	0.44643E-06	253-393
C ₁₀ H ₂₂	2,7-Dimethyloctane	293.2	1.98				
C ₁₀ H ₂₂	4-Propylheptane	293.2	1.9955				
C ₁₀ H ₂₂ O	1-Decanol	293.2	7.93	0.47195E+02	−0.20740E+00	0.24942E-03	293-343
C ₁₀ H ₂₂ O	2-Decanol	298.2	5.82	0.13621E+03	−0.81000E+00	0.12500E-02	288-308
C ₁₀ H ₂₂ O	3-Decanol	298.2	4.05	0.52090E+02	−0.31020E+00	0.50000E-03	288-308
C ₁₀ H ₂₂ O	4-Decanol	298.2	3.42	−0.11260E+02	0.93960E-01	−0.15000E-03	288-308
C ₁₀ H ₂₂ O	5-Decanol	298.2	3.24	−0.25832E+01	0.31456E-01	−0.40000E-04	288-308
C ₁₀ H ₂₂ O	2,2-Dimethyl-1-octanol	293.2	7.86	0.69536E+02	−0.34596E+00	0.46250E-03	293-333
C ₁₀ H ₂₂ O	Dipentyl ether	298.2	2.798				
C ₁₀ H ₂₂ O	Diisopentyl ether	293.2	2.817	0.44690E+01	−0.63710E-02	0.25000E-05	293-323
C ₁₀ H ₂₂ OS	Dipentyl sulfoxide	348.2	18.8				
C ₁₀ H ₂₂ O ₅	Tetraethylene glycol dimethyl ether	298.2	7.68				
C ₁₀ H ₂₂ S	Dipentyl sulfide	298.2	3.826				
C ₁₀ H ₂₃ N	Decylamine	293.2	3.31	0.61497E+01	−0.12801E-01	0.10606E-04	293-373
C ₁₀ H ₃₀ O ₃ Si ₄	Decamethyltetrasiloxane	293.2	2.370				
C ₁₀ H ₃₀ O ₅ Si ₅	Decamethylcyclopentasiloxane	293.2	2.50				
C ₁₁ H ₁₀	1-Methylnaphthalene	293.2	2.915	0.45126E+01	−0.76480E-02	0.75000E-05	293-333
C ₁₁ H ₁₀	2-Methylnaphthalene	313.2	2.747				
C ₁₁ H ₁₀ O	1-Methoxynaphthalene	293.2	4.020	0.71885E+01	−0.14838E-01	0.13750E-04	293-333
C ₁₁ H ₁₀ O	2-Methoxynaphthalene	353.2	3.563	0.56702E+01	−0.69754E-02	0.28571E-05	353-373
C ₁₁ H ₁₂ O ₂	Ethyl <i>trans</i> -cinnamate	293.2	5.63				
C ₁₁ H ₁₂ O ₃	Ethyl benzoylacetate	303.2	13.50	0.93644E+01	0.74280E-01	−0.20000E-03	303-323
C ₁₁ H ₁₄ O ₂	Benzyl butanoate	301.2	4.55				
C ₁₁ H ₁₄ O ₂	Phenyl pentanoate	293.2	4.30				
C ₁₁ H ₁₄ O ₂	Butyl benzoate	303.2	5.52	0.77854E+01	−0.34972E-02	−0.13149E-04	303-358
C ₁₁ H ₁₄ O ₂	Isobutyl benzoate	291.2	5.39				
C ₁₁ H ₁₆	1,3-Diethyl-5-methylbenzene	293.2	2.264				
C ₁₁ H ₁₆	Pentamethylbenzene	334.0	2.358	0.30196E+01	−0.22619E-02	0.83831E-06	334-413
C ₁₁ H ₂₂	1-Undecene	293.2	2.137	0.22132E+01	0.13121E-02	−0.53571E-05	273-323
C ₁₁ H ₂₂ O	2-Undecanone	285.3	8.3				
C ₁₁ H ₂₂ O ₂	Nonyl acetate	293.2	3.87				
C ₁₁ H ₂₂ O ₂	Pentyl hexanoate	288.2	4.22	0.83503E+01	−0.18449E-01	0.14286E-04	288-323
C ₁₁ H ₂₃ Br	1-Bromoundecane	272.6	4.61				
C ₁₁ H ₂₄	Undecane	293.2	1.9972	0.23637E+01	−0.12500E-02	−0.85869E-16	283-363
C ₁₁ H ₂₄ O	1-Undecanol	313.2	5.98				
C ₁₁ H ₂₅ N	Undecylamine	293.2	3.25	0.54945E+01	−0.96161E-02	0.66017E-05	293-373
C ₁₂ F ₂₇ N	Tris(perfluorobutyl)amine	293.2	2.15				
C ₁₂ H ₈ O	Dibenzofuran	373.2	3.00				
C ₁₂ H ₁₀	Biphenyl	348.2	2.53	0.26869E+01	0.63072E-03	−0.30995E-05	348-428
C ₁₂ H ₁₀ N ₂ O	<i>trans</i> -Azoxybenzene	311.2	5.2				
C ₁₂ H ₁₀ O	Diphenyl ether	283.2	3.726				
C ₁₂ H ₁₀ O	2-Acetonaphthone	333.2	13.03	0.14538E+03	−0.73040E+00	0.10000E-02	333-363
C ₁₂ H ₁₀ OS	Diphenyl sulfoxide	344.7	16.6				
C ₁₂ H ₁₀ O ₂ S	Diphenyl sulfone	406.2	21.1				
C ₁₂ H ₁₀ S	Diphenyl sulfide	298.2	5.43				

Mol. Form.	Name	T/K	ϵ_r	<i>a</i>	<i>b</i>	<i>c</i>	Range/K
C ₁₂ H ₁₁ N	Diphenylamine	323.2	3.73				
C ₁₂ H ₁₁ NO	<i>N</i> -1-Naphthylacetamide	433.2	24.3	0.84739E+02	-0.12391E+00	-0.35714E-04	433-533
C ₁₂ H ₁₂	1,6-Dimethylnaphthalene	293.2	2.7250				
C ₁₂ H ₁₂ O	1-Ethoxynaphthalene	292.2	3.3				
C ₁₂ H ₁₄ O ₂	Propyl cinnamate	293.2	5.45				
C ₁₂ H ₁₄ O ₄	Diethyl phthalate	293.2	7.86				
C ₁₂ H ₁₆ O	2-Cyclohexylphenol	328.2	3.97				
C ₁₂ H ₁₆ O	4-Cyclohexylphenol	404.2	4.42				
C ₁₂ H ₁₆ O ₂	Pentyl benzoate	293.2	5.07				
C ₁₂ H ₁₆ O ₃	Pentyl salicylate	301.2	6.25				
C ₁₂ H ₁₆ O ₃	Isopentyl salicylate	293.12	7.26	0.13129E+02	-0.19190E-01	-0.36060E-05	225-397
C ₁₂ H ₁₇ NO	<i>N</i> -Butyl- <i>N</i> -phenylacetamide	298.2	11.66				
C ₁₂ H ₁₈	Hexylbenzene	293.2	2.3				
C ₁₂ H ₁₈	1,3,5-Triethylbenzene	293.2	2.256				
C ₁₂ H ₁₈	Hexamethylbenzene	449.0	2.172	0.35710E+01	-0.46912E-02	0.35088E-05	449-489
C ₁₂ H ₂₀ O ₂	<i>l</i> -Bornyl acetate	303.2	4.46	0.60791E+01	0.98200E-02	-0.50000E-04	303-323
C ₁₂ H ₂₂ O	Dicyclohexyl ether	293.2	3.45	0.95324E+01	-0.31740E-01	0.37500E-04	293-333
C ₁₂ H ₂₂ O	Cyclododecanone	303.2	11.4	0.39327E+02	-0.13248E+00	0.13298E-03	303-423
C ₁₂ H ₂₂ O ₆	Dibutyl tartrate	314.2	9.4				
C ₁₂ H ₂₄	1-Dodecene	293.2	2.152	0.22581E+01	0.11106E-02	-0.50000E-05	273-323
C ₁₂ H ₂₄ O ₂	Decyl acetate	293.2	3.75				
C ₁₂ H ₂₄ O ₂	Ethyl decanoate	293.2	3.75	0.70969E+01	-0.15080E-01	0.12500E-04	293-353
C ₁₂ H ₂₄ O ₂	Methyl undecanoate	293.2	3.671				
C ₁₂ H ₂₅ Br	1-Bromododecane	298.2	4.07	0.86103E+01	-0.20891E-01	0.18994E-04	274-328
C ₁₂ H ₂₅ Cl	1-Chlorododecane	298.2	4.17	0.10002E+02	-0.27798E-01	0.27559E-04	274-328
C ₁₂ H ₂₅ I	1-Iodododecane	298.2	3.91	0.34641E+01	0.97404E-02	-0.27602E-04	293-323
C ₁₂ H ₂₆	Dodecane	293.2	2.0120	0.23697E+01	-0.12200E-02	-0.36375E-16	283-363
C ₁₂ H ₂₆ O	1-Dodecanol	303.2	5.82	0.18518E+02	-0.44859E-01	0.99900E-05	303-358
C ₁₂ H ₂₆ O	2-Butyl-1-octanol	363.2	3.28				
C ₁₂ H ₂₇ BO ₃	Tributyl borate	293.2	2.23				
C ₁₂ H ₂₇ N	Dodecylamine	303.2	3.07	0.27999E+01	0.44810E-02	-0.11905E-04	303-373
C ₁₂ H ₂₇ N	Tributylamine	293.2	2.340	0.19846E+01	0.28108E-02	-0.54545E-05	233-293
C ₁₂ H ₂₇ O ₄ P	Tributyl phosphate	293.2	8.34	0.26304E+02	-0.88480E-01	0.92857E-04	293-373
C ₁₂ H ₂₈ O ₄ Si	Tetrapropoxysilane	298.2	3.21				
C ₁₂ H ₂₈ Sn	Tetrapropylstannane	293.2	2.267				
C ₁₂ H ₃₀ OSi ₂	Hexaethyldisiloxane	298.2	2.259	0.36559E+01	-0.72406E-02	0.85714E-05	298-333
C ₁₃ H ₁₀ O	Benzophenone	300.2	12.62	0.34130E+02	-0.10249E+00	0.10268E-03	300-420
C ₁₃ H ₁₀ O ₃	Phenyl salicylate	290.2	6.92	0.26545E+02	-0.11180E+00	0.15220E-03	290-358
C ₁₃ H ₁₂	Diphenylmethane	303.2	2.540	0.30638E+01	-0.17286E-02		303-333
C ₁₃ H ₁₂ O	Benzyl phenyl ether	313.2	3.748				
C ₁₃ H ₁₈ O ₂	Hexyl benzoate	293.2	4.80				
C ₁₃ H ₂₀	Heptylbenzene	293.2	2.26				
C ₁₃ H ₂₀ O	α -Ionone*	292.4	10.78				
C ₁₃ H ₂₀ O	β -Ionone*	297.65	11.66				
C ₁₃ H ₂₄ O ₄	Diethyl nonanedioate	303.2	5.133				
C ₁₃ H ₂₆	1-Tridecene	293.2	2.139	0.14154E+01	0.66514E-02	-0.14286E-04	273-323
C ₁₃ H ₂₆ O	7-Tridecanone	303.2	7.6				
C ₁₃ H ₂₆ O ₂	Ethyl undecanoate	293.2	3.55				
C ₁₃ H ₂₆ O ₂	Methyl dodecanoate	293.2	3.539				
C ₁₃ H ₂₇ Br	1-Bromotridecane	281.15	4.19				
C ₁₃ H ₂₈	Tridecane	293.2	2.0213	0.23731E+01	-0.12000E-02	-0.21841E-15	283-363
C ₁₃ H ₂₈	5-Butylnonane	293.2	2.0319				
C ₁₃ H ₂₈ O	1-Tridecanol	333.2	4.02				
C ₁₄ H ₁₀	Anthracene	502.0	2.649	0.20571E+02	-0.69169E-01	0.66667E-04	502-516
C ₁₄ H ₁₀	Phenanthrene	383.2	2.72				
C ₁₄ H ₁₀ O ₂	Benzil	368.2	13.04	-0.23599E+02	0.22715E+00	-0.34667E-03	368-393
C ₁₄ H ₁₂ O ₂	Benzyl benzoate	303.2	5.26	0.76856E+01	-0.80000E-02	-0.80361E-15	303-358
C ₁₄ H ₁₂ O ₃	Benzyl salicylate	301.2	4.12				
C ₁₄ H ₁₄	1,2-Diphenylethane	331.2	2.47	0.31178E+01	-0.21572E-02	0.59800E-06	331-451
C ₁₄ H ₁₄ O	Dibenzyl ether	293.2	3.821	0.80154E+01	-0.20536E-01	0.21250E-04	293-333
C ₁₄ H ₁₅ N	Dibenzylamine	293.2	3.446				
C ₁₄ H ₁₆ O ₂ Si	Dimethyldiphenoxysilane	298.2	3.500	0.51669E+01	-0.77001E-02	0.70156E-05	283-353
C ₁₄ H ₁₈ O ₂	Pentyl cinnamate	293.2	4.89				

Mol. Form.	Name	T/K	ϵ_r	<i>a</i>	<i>b</i>	<i>c</i>	Range/K
C ₁₄ H ₂₂	Octylbenzene	293.2	2.26				
C ₁₄ H ₂₆ O ₄	Diisobutyl adipate	293.2	5.19				
C ₁₄ H ₂₆ O ₄	Diethyl sebacate	303.2	4.995	0.39143E+02	-0.20965E+00	0.32000E-03	303-313
C ₁₄ H ₂₈ O ₂	Dodecyl acetate	293.2	3.6				
C ₁₄ H ₂₈ O ₂	Ethyl laurate	273.2	3.94				
C ₁₄ H ₂₈ O ₂	Methyl tridecanoate	293.2	3.442				
C ₁₄ H ₂₉ Br	1-Bromotetradecane	293.2	3.84	0.10058E+02	-0.33905E-01	0.43528E-04	274-328
C ₁₄ H ₃₀	Tetradecane	293.2	2.0343	0.23832E+01	-0.11900E-02	-0.51229E-16	283-363
C ₁₄ H ₃₀ O	1-Tetradecanol	318.2	4.42	0.12272E+02	-0.24667E-01	-0.13168E-13	318-358
C ₁₄ H ₃₁ N	Tetradecylamine	312.55	2.90				
C ₁₅ H ₁₂ O ₄	Phenyl 2-(acetyloxy)benzoate	384.2	4.33				
C ₁₅ H ₂₆ O ₆	Tributylin	282.8	5.72	0.13152E+02	-0.36684E-01	0.36795E-04	199-283
C ₁₅ H ₃₀ O ₂	Methyl tetradecanoate	293.2	3.352				
C ₁₅ H ₃₁ Br	1-Bromopentadecane	293.35	3.88				
C ₁₅ H ₃₂	Pentadecane	293.2	2.0391	0.23792E+01	-0.11600E-02	-0.71069E-16	283-363
C ₁₅ H ₃₂ O	1-Pentadecanol	333.2	3.70				
C ₁₅ H ₃₃ N	Pentadecylamine	313.25	2.85				
C ₁₅ H ₃₃ N	Triisopentylamine	294.2	2.29				
C ₁₆ H ₂₂ O ₄	Dibutyl phthalate	293.2	6.58	0.12444E+02	-0.20000E-01		293-333
C ₁₆ H ₃₂ O ₂	Hexadecanoic acid	338.2	2.417				
C ₁₆ H ₃₂ O ₂	Ethyl myristate	293.2	3.50	0.52642E+01	-0.60000E-02	-0.47358E-15	293-353
C ₁₆ H ₃₂ O ₂	Methyl pentadecanoate	293.2	3.296				
C ₁₆ H ₃₃ Br	1-Bromohexadecane	298.2	3.68	0.58668E+01	-0.73333E-02	-0.52666E-14	298-328
C ₁₆ H ₃₃ I	1-Iodohexadecane	293.2	3.57	0.79531E+01	-0.22859E-01	0.26955E-04	293-323
C ₁₆ H ₃₄	Hexadecane	293.2	2.0460	0.23861E+01	-0.11600E-02	0.25555E-15	293-363
C ₁₆ H ₃₄ O	1-Hexadecanol	333.2	3.69	0.85935E+01	-0.14714E-01	-0.45533E-13	333-363
C ₁₆ H ₃₅ N	Hexadecylamine	328.35	2.71				
C ₁₆ H ₃₆ Sn	Tetrabutylstannane	293.2	9.74	0.56115E+02	-0.24812E+00	0.30682E-03	293-313
C ₁₇ H ₁₂ O ₃	2-Naphthyl salicylate	293.0	6.30	0.11229E+02	-0.18857E-01	0.70332E-05	293-353
C ₁₇ H ₃₄ O	9-Heptadecanone	328.2	5.43	0.44176E+02	-0.21183E+00	0.28571E-03	328-363
C ₁₇ H ₃₄ O ₂	Methyl palmitate	313.2	3.124				
C ₁₇ H ₃₆	Heptadecane	293.2	2.0578	0.23627E+01	-0.10400E-02	-0.10397E-12	293-308
C ₁₇ H ₃₆ O	1-Heptadecanol	333.2	3.41				
C ₁₈ H ₂₆ O ₄	Dipentyl phthalate	293.2	6.00				
C ₁₈ H ₂₈ O ₂	Phenyl laurate	293.2	3.28				
C ₁₈ H ₃₀ O ₂	Linolenic acid	293.2	2.825	0.33867E+01	-0.19181E-02		274-368
C ₁₈ H ₃₀ O ₄	Dicyclohexyl adipate	308.2	4.84				
C ₁₈ H ₃₂ O ₂	Linoleic acid	293.2	2.754	0.32073E+01	-0.15477E-02		275-368
C ₁₈ H ₃₄ O ₂	Oleic acid	293.2	2.336	0.25385E+01	-0.69448E-03		275-368
C ₁₈ H ₃₄ O ₄	Dibutyl sebacate	293.2	4.54				
C ₁₈ H ₃₆ O ₂	Stearic acid	293.2	2.314	0.27159E+01	-0.13300E-02		293-373
C ₁₈ H ₃₆ O ₂	Hexadecyl acetate	308.2	3.19	0.47310E+01	-0.50000E-02	0.41338E-14	308-348
C ₁₈ H ₃₆ O ₂	Ethyl palmitate	303.2	3.07	0.57938E+01	-0.12294E-01	0.10919E-04	303-455
C ₁₈ H ₃₆ O ₂	Methyl heptadecanoate	313.2	3.07				
C ₁₈ H ₃₇ Br	1-Bromooctadecane	303.35	3.53	0.46790E+01	-0.30355E-02	-0.24798E-05	303-332
C ₁₈ H ₃₈ O	1-Octadecanol	333.2	3.38	0.73784E+01	-0.12000E-01	-0.22871E-13	333-363
C ₁₈ H ₃₉ BO ₃	Trihexyl borate	293.2	2.22				
C ₁₈ H ₃₉ N	Octadecylamine	326.35	2.67				
C ₁₉ H ₁₆	Triphenylmethane	367.2	2.46	0.40201E+01	-0.66507E-02	0.65329E-05	367-448
C ₁₉ H ₁₈ O ₃ Si	Methyltriphenoxysilane	298.2	3.628				
C ₁₉ H ₃₂ O ₂	Methyl linolenate	293.2	3.355				
C ₁₉ H ₃₄ O ₂	Methyl linoleate	293.2	3.466				
C ₁₉ H ₃₆ O ₂	Methyl oleate	293.2	3.211				
C ₁₉ H ₃₈ O	10-Nonadecanone	353.2	5.37				
C ₁₉ H ₃₈ O ₂	Methyl stearate	313.2	3.021				
C ₁₉ H ₄₀	Nonadecane	293.2	2.0706				
C ₂₀ H ₃₀ O ₄	Dihexyl phthalate	293.2	5.62				
C ₂₀ H ₃₈ O ₂	Ethyl oleate	301.2	3.17	0.57033E+01	-0.11223E-01	0.93447E-05	301-423
C ₂₀ H ₄₀ O ₂	Octadecyl acetate	308.2	3.07	0.44569E+01	-0.45000E-02	0.33923E-14	308-348
C ₂₀ H ₄₀ O ₂	Ethyl stearate	313.2	2.958	0.70930E+01	-0.19081E-01	0.19555E-04	331-440
C ₂₀ H ₄₀ O ₂	Methyl nonadecanoate	313.2	2.982				
C ₂₀ H ₄₂ O	1-Eicosanol	338.2	3.13	0.21700E+01	0.12497E-01	-0.28571E-04	338-363
C ₂₀ H ₄₂ O	Didecyl ether	293.2	2.644	0.41465E+01	-0.62240E-02	0.37500E-05	293-333

Mol. Form.	Name	T/K	ϵ_r	<i>a</i>	<i>b</i>	<i>c</i>	Range/K
C ₂₀ H ₆₀ O ₈ Si ₉	Eicosamethylnonasiloxane	293.2	2.645	0.57840E+01	−0.16568E-01	0.20000E-04	293-323
C ₂₁ H ₂₁ O ₄ P	Tricresyl phosphate*	298.2	6.7				
C ₂₁ H ₃₈ O ₆	1,2,3-Propanetriyl hexanoate	293.2	4.476				
C ₂₂ H ₄₂ O ₂	Butyl oleate	298.2	4.00				
C ₂₂ H ₄₄ O ₂	Butyl stearate	298.2	3.120	0.73894E+02	−0.46261E+00	0.75500E-03	298-343
C ₂₂ H ₄₆	Docosane	293.2	2.0840				
C ₂₂ H ₄₆ O	1-Docosanol	348.2	2.94	0.82062E+01	−0.25069E-01	0.28571E-04	348-373
C ₂₄ H ₂₀ O ₄ Si	Tetraphenoxysilane	333.2	3.4915				
C ₂₄ H ₃₈ O ₄	Diocetyl phthalate	293.2	5.22				
C ₂₆ H ₅₀ O ₄	Diocetyl sebacate	299.2	4.01				
C ₂₇ H ₅₀ O ₆	1,2,3-Propanetriyl octanoate	293.2	3.931				
C ₃₀ H ₅₈ O ₄	Ethylene glycol ditetradecanoate	343.2	2.98				
C ₃₀ H ₆₂	Triacontane	373.2	1.9112				
C ₃₀ H ₆₂	2,6,10,15,19,23-Hexamethyltetracosane	373.2	1.9106				
C ₃₄ H ₆₆ O ₄	Ethylene glycol dipalmitate	348.2	2.89				
C ₃₄ H ₆₈ O ₂	Hexadecyl stearate	333.2	2.61				
C ₃₈ H ₇₄ O ₄	Ethylene glycol distearate	353.2	2.79				
C ₃₉ H ₇₄ O ₆	Glycerol trilaurate	313.2	3.287				
C ₅₁ H ₉₈ O ₆	Glycerol tripalmitate	328.2	2.901	−0.29131E+01	0.32206E-01	−0.44154E-04	328-393
C ₅₇ H ₁₀₄ O ₆	Glycerol trioleate	293.2	3.109				
C ₅₇ H ₁₀₄ O ₆	Glycerol trielaidate	313.2	2.980				
C ₅₇ H ₁₁₀ O ₆	Glycerol tristearate	353.2	2.740				

* Isomer was not specified in the original reference.

** Cubic term is needed; see introduction.

PERMITTIVITY (DIELECTRIC CONSTANT) OF GASES

This table gives the relative permittivity ϵ (often called the dielectric constant) of some common gases at a temperature of 20 °C and pressure of one atmosphere (101.325 kPa). Values of the permanent dipole moment μ in Debye Units (1 D = 3.33564×10^{-30} C m) are also included.

The density dependence of the permittivity is given by the equation

$$\frac{\epsilon - 1}{\epsilon + 2} = \rho_m \left(\frac{4\pi N\alpha}{3} + \frac{4\pi N\mu^2}{9kT} \right)$$

where ρ_m is the molar density, N is Avogadro's number, k is the Boltzmann constant, T is the temperature, and α is the molecular polarizability. Therefore, in regions where the gas can be considered ideal, $\epsilon - 1$ is approximately proportional to the pressure at constant temperature. For nonpolar gases ($\mu = 0$), $\epsilon - 1$ is inversely proportional to temperature at constant pressure.

The number of significant figures indicates the accuracy of the values given. The values of ϵ for air, Ar, H₂, He, N₂, O₂, and CO₂ are recommended as reference values; these are accurate to 1 ppm or better.

The second part of the table gives the permittivity of water vapor in equilibrium with liquid water as a function of temperature (derived from Reference 4).

References

1. Maryott, A. A., and Buckley, F., *Table of Dielectric Constants and Electric Dipole Moments of Substances in the Gaseous State*, National Bureau of Standards Circular 537, 1953.
2. Harvey, A. H., and Lemmon, E. W., *Int. J. Thermophys.* 26, 31, 2005. [for nonpolar gases and light hydrocarbons]
3. *Landolt-Börnstein, Numerical Data and Functional Relationships in Science and Technology*, New Series, Group IV, Vol. 4, Springer-Verlag, Heidelberg, 1980. [for data at high pressures]
4. Fernández, D. P., Goodwin, A. R. H., Lemmon, E. W., Levelt Sengers, J. M. H., and Williams, R. C., *J. Phys. Chem. Ref. Data* 26, 1125, 1997. [for water vapor]

Mol. Form.	Name	ϵ	μ/D
<i>Compounds not containing carbon</i>			
	Air (dry, CO ₂ free)	1.0005360	
Ar	Argon	1.0005169	0
BF ₃	Boron trifluoride	1.0011	0
BrH	Hydrogen bromide	1.00279	0.827
ClH	Hydrogen chloride	1.00390	1.109
F ₃ N	Nitrogen trifluoride	1.0013	0.235
F ₆ S	Sulfur hexafluoride	1.00200	0
HI	Hydrogen iodide	1.00214	0.448
H ₂	Hydrogen	1.0002532	0
H ₂ S	Hydrogen sulfide	1.00344	0.97
H ₃ N	Ammonia	1.00622	1.471
He	Helium	1.0000645	0
Kr	Krypton	1.000784	0
NO	Nitric oxide	1.00060	0.159
N ₂	Nitrogen	1.0005474	0
N ₂ O	Nitrous oxide	1.00104	0.161
Ne	Neon	1.000124	0
O ₂	Oxygen	1.0004941	0
O ₂ S	Sulfur dioxide	1.00825	1.633
O ₃	Ozone	1.0017	0.534
Xe	Xenon	1.00127	0

Mol. Form.	Name	ϵ	μ/D
<i>Compounds containing carbon</i>			
CF ₄	Tetrafluoromethane	1.00121	0
CO	Carbon monoxide	1.00065	0.110
CO ₂	Carbon dioxide	1.0009217	0
CH ₃ Br	Bromomethane	1.01028	1.822
CH ₃ Cl	Chloromethane	1.01080	1.892
CH ₃ F	Fluoromethane	1.00973	1.858
CH ₃ I	Iodomethane	1.00914	1.62
CH ₄	Methane	1.0008181	0
C ₂ H ₂	Acetylene	1.00124	0
C ₂ H ₃ Cl	Chloroethylene	1.0075	1.45
C ₂ H ₄	Ethylene	1.00135	0
C ₂ H ₅ Cl	Chloroethane	1.01325	2.05
C ₂ H ₆	Ethane	1.001403	0
C ₂ H ₆ O	Dimethyl ether	1.0062	1.30
C ₃ H ₆	Propene	1.00228	0.366
C ₃ H ₆	Cyclopropane	1.00178	0
C ₃ H ₈	Propane	1.002032	0.084
C ₄ H ₁₀	Butane	1.00266	0.05
C ₄ H ₁₀	Isobutane	1.00268	0.132

Permittivity of Saturated Water Vapor

$t/^{\circ}\text{C}$	ϵ	$t/^{\circ}\text{C}$	ϵ
0	1.000064	60	1.00143
10	1.000120	70	1.00211
20	1.000214	80	1.00304
30	1.000363	90	1.00428
40	1.000594	100	1.00589
50	1.000935		

AZEOTROPIC DATA FOR BINARY MIXTURES

J. Gmehling, J. Menke, J. Krafczyk, K. Fischer, J.-C. Fontaine, and H. V. Kehiaian

Binary homogeneous (single-phase) liquid mixtures having an extremum (maximum or minimum) vapor pressure P at constant temperature T , as a function of composition, are called azeotropic mixtures, or simply azeotropes. The composition is usually expressed as mole fractions, where x_1 for component 1 in the liquid phase and y_1 for component 1 in the vapor phase are identical. Mixtures that do not show a maximum or minimum are called zeotropic. A maximum (minimum) of the $P(x_1)$ or $P(y_1)$ curves corresponds to a minimum (maximum) of the boiling temperature T at constant P , plotted as a function of x_1 or y_1 [see $T(x_1)$ and $T(y_1)$ curves, Types I and III, in Fig. 1]. Azeotropes in which the pressure is a maximum (temperature is a minimum) are often called positive azeotropes, while pressure-minimum (temperature-maximum) azeotropes are called negative azeotropes. The coordinates of an azeotropic point are the azeotropic temperature T_{Az} , pressure P_{Az} , and the vapor-phase composition $y_{1,Az}$, which is the same as the liquid-phase composition $x_{1,Az}$.

In the two-phase liquid-liquid region of partially miscible (heterogeneous) mixtures, the vapor pressure at constant T (or the boiling temperature at constant P) is independent of the global composition x_1 of the two coexisting liquid phases between the equilibrium compositions x_1' and x_1'' ($x_1' < x_1''$).

The constant vapor pressure (boiling temperature) above the two-phase region of certain partially miscible mixtures is usually larger (smaller) than the vapor pressure (boiling temperature) at any other liquid-phase composition in the homogeneous region. In this case, the vapor-phase composition is inside the miscibility gap. Mixtures of this type are called heteroazeotropic mixtures, or simply heteroazeotropes. (Fig. 1, Type II), as opposed to the other types of azeotropes, called homoazeotropes.

Only in a few cases partially miscible mixtures present a positive or negative azeotropic point in the single-phase region, outside the miscibility gap, similar to the azeotropic points of homogeneous mixtures (Fig. 1, Types IV and VI).

A few binary mixtures, for example the system perfluorobenzene + benzene, may present two azeotropic points at constant temperature (pressure), a positive and a negative one. They are called double azeotropic mixtures, or simply double azeotropes. (Fig. 1, Type V).

The knowledge of the occurrence of azeotropic points in binary and higher systems is of special importance for the design of distillation processes. The number of theoretical stages of a distillation column required for the separation depends on the separation factor α_{12} , i.e., the ratio of the K_i -factors ($K_i = y_i/x_i$) of the components i ($i = 1, 2$). The required separation factor can be calculated with the following simplified relation (Reference 1):

$$\alpha_{12} = K_1/K_2 = (y_1/x_1)/(y_2/x_2) = (\gamma_1 P_1^s)/(\gamma_2 P_2^s) \quad (1)$$

where γ_i is the activity coefficient of component i in the liquid phase and P_i^s is the vapor pressure of the pure component i .

In distillation processes, only the difference between the separation factor and unity ($\alpha_{12} - 1$) can be exploited for the separation. If the separation factor is close to unity, a large number of theoretical stages is required for the separation. If the binary system to be separated shows an azeotropic point ($\alpha_{12} = 1$), the separation is impossible by ordinary distillation, even with an infinitely large number of stages.

Following eq. (1) azeotropic behavior will always occur in homogeneous binary systems when the vapor pressure ratio P_1^s/P_2^s is equal to the ratio of the activity coefficients γ_2/γ_1 .

Various thermodynamic methods based on g^E -models (Wilson, NRTL, UNIQUAC) or group contribution methods (UNIFAC, modified UNIFAC, ASOG, PSRK) can be used for either calculating or predicting the required activity coefficients for the components under given conditions of temperature and composition (Reference 2).

Because of the importance of azeotropic data for the design of distillation processes, compilations have been available in book form for quite some time (References 3-7). The most recent printed data collection was published in 1994 (Reference 8). A revised and extended version appeared in 2004 (Reference 9).

A collection of approximately 47,400 zeotropic and azeotropic data sets, compiled from 6600 references, are stored in a comprehensive computerized data bank (Reference 10). The references from the above-mentioned compilations and from the vapor-liquid equilibrium part of the Dortmund Data Bank (Reference 11) were supplemented by references found from CAS online searches, private communications, data from industry, etc.. Over 24,000 zeotropic data and over 20,000 azeotropic data are available for binary systems. Nearly 90% of the binary azeotropic data show a pressure maximum. In most cases (ca. 90%) these are homogeneous azeotropes, and in approximately 7-8% of the cases heterogeneous azeotropes are reported. Less than 10% of the data stored show a pressure minimum. Approximately 21,000 of the data sets stored were published after 1970.

The table below provides information about azeotropes for 808 selected binary systems. Compounds are listed in the modified Hill order, with carbon-containing compounds following those compounds not containing carbon. In columns 1 and 2 are the molecular formulas of components 1 and 2 written in the Hill convention. In column 3 the names of the components are given, either a systematic IUPAC name or a name in ubiquitous use. Columns 4, 5, and 6 contain the azeotropic coordinates of the mixtures: temperature T_{Az} , pressure P_{Az} , and vapor-phase composition $y_{1,Az}$. The explanation of the type of azeotrope (column 7) is given by the following codes:

- O: homogeneous azeotrope in a completely miscible system
- L: homogeneous azeotrope in a partially miscible system
- E: heterogeneous azeotrope
- X: pressure maximum
- N: pressure minimum
- D: double azeotrope
- C: system contains a supercritical compound

References

1. Gmehling, J. and Brehm, A., *Grundoperationen*, Thieme-Verlag, Stuttgart, 1996.
2. Gmehling, J. and Kolbe, B., *Thermodynamik*, VCH-Verlag, Weinheim, 1992.
3. Lecat, M., *Doctoral Dissertation*, 1908.
4. Lecat, M., *L'Azeotropisme*, Monograph, L'Auteur, Brussel, 1918.
5. Lecat, M., *Tables Azeotropiques*, Monograph, Lamertin, Brussel 1949.

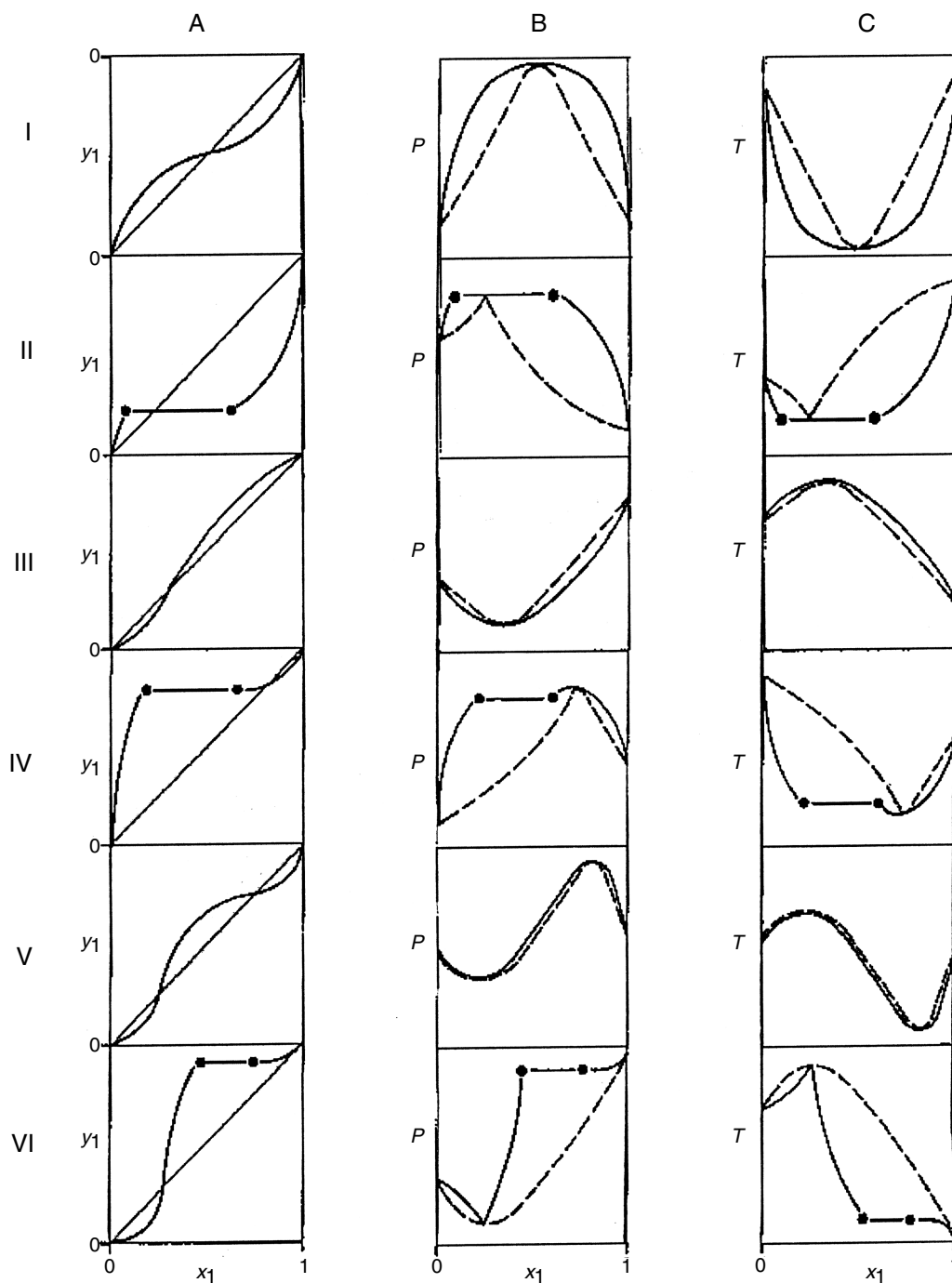


Figure 1 Different types of binary azeotropic systems: I — homogeneous pressure-maximum azeotrope in a completely miscible system (OX); II — heterogeneous pressure-maximum azeotrope (EX); III — homogeneous pressure-minimum azeotrope in a completely miscible system (ON); IV — homogeneous pressure-maximum azeotrope in a partially miscible system (LX); V–D: double azeotrope (OND, OXD); VI — homogeneous pressure-minimum azeotrope in a partially miscible system (LN). A — $y_1(x_1)$; B — $P(x_1)$ and $P(y_1)$; C — $T(x_1)$ and $T(y_1)$. Continuous line — (x_1) ; Dashed line — (y_1) .

6. Ogorodnikov, S. K., Lesteva, T. M., and Kogan V. B., *Azeotropic Mixtures*, Khimia, Leningrad, 1971.
7. Horsley, L. H., *Azeotropic Data III*, American Chemical Society, Washington, 1973.
8. Gmehling, J., Menke, J., Krafczyk, J., and Fischer, K., *Azeotropic Data*, 2 Volumes, VCH Verlag, Weinheim, 1994.
9. Gmehling, J., Menke, J., Krafczyk, J., and Fischer, K., *Azeotropic Data*, 2nd Ed., 3 Volumes, VCH Verlag, Weinheim, 2004.
10. Gmehling, J., Menke, J., Krafczyk, J., and Fischer, K., *A Data Bank for Azeotropic Data, Status and Applications, Fluid Phase Equilib.* 103, 51, 1995.
11. Dortmund Data Bank, www.ddbst.de

Molecular Formula		Name	T_{Az}/K	$y_{1,Az}$	P_{Az}/kPa	Type
Comp. 1	Comp. 2					
$AlCl_3$		Aluminum chloride				
	Cl_3OP	Phosphoryl trichloride	660.15	0.5150	101.33	ONC
ClH		Hydrogen chloride				
	H_2O	Water	389.34	0.1083	133.32	ONC
Cl_2OS		Thionyl chloride				
	Cl_3P	Phosphorus(III) chloride	345.85	0.4200	101.33	OX
Cl_2O_2S		Sulfuryl chloride				
	Cl_3P	Phosphorus(III) chloride	364.15	0.5000	101.33	ON
Cl_3OP		Phosphoryl trichloride				
	Cl_5Nb	Niobium(V) chloride	536.15	0.4020	101.33	ON
	Cl_5Ta	Tantalum(V) chloride	558.85	0.4650	101.33	ON
Cl_4Ge		Germanium(IV) chloride				
	$C_2H_4Cl_2$	1,2-Dichloroethane	350.75	0.4630	101.33	OX
Cl_4Si		Tetrachlorosilane				
	C_2H_3N	Acetonitrile	321.05	0.6900	101.33	EX
Cl_5Mo		Molybdenum(V) chloride				
	Cl_6W	Tungsten(VI) chloride	274.70	0.9750	101.33	OX
FH		Hydrogen fluoride				
	H_2O	Water	382.15	0.3508	101.33	ON
	CCl_3F	Trichlorofluoromethane	283.15	0.7840	129.45	EX
HNO_3		Nitric acid				
	H_2O	Water	393.20	0.3820	101.33	ON
H_2O		Water				
	$CHCl_3$	Trichloromethane	329.27	0.1603	101.33	EX
	CH_2O	Formaldehyde	355.75	0.9300	53.33	OX
	CH_2O_2	Formic acid	380.35	0.4272	101.33	ON
	CH_3NO_2	Nitromethane	356.90	0.5160	101.33	EX
	C_2HCl_3	Trichloroethene	346.55	0.3560	101.33	EX
	C_2H_3N	Acetonitrile	349.95	0.3100	101.33	OX
	$C_2H_4Cl_2$	1,2-Dichloroethane	345.43	0.3570	101.33	EX
	C_2H_6O	Ethanol	351.25	0.1030	101.33	OX
	$C_2H_8N_2$	1,2-Ethanediamine	391.85	0.4450	101.33	ON
	C_3H_3N	Acrylonitrile	344.05	0.2850	101.33	EX
	C_3H_4O	Acrolein	325.45	0.0730	101.33	LX
	C_3H_6O	Propanal	320.65	0.0600	101.33	LX
	C_3H_6O	Allyl alcohol	361.15	0.5562	101.33	OX
	$C_3H_6O_2$	Methyl acetate	330.05	0.1060	103.62	LX
	$C_3H_6O_2$	1,3-Dioxolane	344.95	0.2520	101.30	OX
	$C_3H_6O_2$	Ethyl formate	325.75	0.0700	101.33	EX
	$C_3H_6O_2$	Propanoic acid	373.05	0.9500	101.33	OX
	C_3H_7Br	1-Bromopropane	336.35	0.2210	101.33	EX
	C_3H_8O	1-Propanol	360.80	0.5680	101.33	OX
	C_3H_8O	2-Propanol	353.70	0.3260	101.33	OX
	$C_3H_8O_2$	2-Methoxyethanol	372.65	0.9441	99.99	OX
	$C_3H_8O_2$	Dimethoxymethane	315.05	0.0269	101.38	LX
	C_4H_5N	cis-2-Butenenitrile	358.45	0.3832	101.33	EX
	C_4H_5N	trans-2-Butenenitrile	363.05	0.6843	101.33	EX
	C_4H_5N	Pyrrole	348.15	0.7514	50.13	EX
	$C_4H_6O_2$	Methacrylic acid	372.25	0.9464	98.93	OX
	C_4H_8O	2-Butanone	346.54	0.3480	101.33	LX
	C_4H_8O	Tetrahydrofuran	336.67	0.1828	101.33	OX
	C_4H_8O	Isobutanal	332.80	0.1698	100.99	EX
	$C_4H_8O_2$	Ethyl acetate	343.55	0.2990	101.33	EX
	$C_4H_8O_2$	Butanoic acid	372.95	0.9559	101.33	OX
	$C_4H_8O_2$	1,4-Dioxane	360.65	0.5280	101.33	OX
	$C_4H_8O_2$	Propyl formate	344.85	0.3090	101.33	EX
	$C_4H_8O_2$	Methyl propanoate	344.75	0.3050	101.33	EX
	C_4H_9Br	1-Bromobutane	353.95	0.4950	101.33	EX
	C_4H_9Br	1-Bromo-2-methylpropane	348.45	0.3730	101.33	EX

Molecular Formula		Name	T_{Az}/K	$y_{1,Az}$	P_{Az}/kPa	Type
Comp. 1	Comp. 2					
	C_4H_9Cl	1-Chloro-2-methylpropane	333.95	0.1970	101.33	LX
	$C_4H_{10}O$	1-Butanol	365.45	0.7540	101.33	EX
	$C_4H_{10}O$	2-Butanol	360.50	0.6200	101.33	LX
	$C_4H_{10}O$	2-Methyl-2-propanol	353.00	0.4011	101.33	OX
	$C_4H_{11}N$	Butylamine	349.85	0.0700	101.33	OX
	C_5H_5N	Pyridine	367.30	0.7500	101.33	OX
	C_5H_8	2-Methyl-1,3-butadiene	305.85	0.0520	101.33	EX
	C_5H_8	Methylenecyclobutane	313.15	0.0212	101.30	EX
	C_5H_8O	Cyclopropyl methyl ketone	361.65	0.7060	101.19	EX
	$C_5H_8O_2$	Methyl methacrylate	354.45	0.4996	101.33	EX
	C_5H_{10}	2-Methyl-2-butene	309.75	0.0650	101.33	EX
	$C_5H_{10}O$	3-Methyl-2-buten-1-ol	369.55	0.9141	101.33	EX
	$C_5H_{10}O$	3-Methyl-3-buten-1-ol	333.15	0.8680	101.33	EX
	$C_5H_{10}O$	2-Methyl-3-buten-2-ol	359.25	0.5770	101.33	LX
	$C_5H_{10}O$	3-Pentanone	356.05	0.4750	101.33	EX
	$C_5H_{10}O_2$	Isopropyl acetate	349.75	0.3960	101.33	EX
	$C_5H_{10}O_2$	Propyl acetate	355.91	0.5228	101.33	EX
	$C_5H_{10}O_2$	Butyl formate	356.95	0.5360	101.33	EX
	$C_5H_{10}O_2$	Isobutyl formate	352.75	0.4460	101.33	EX
	$C_5H_{12}O$	3-Methyl-1-butanol	367.97	0.8265	101.33	EX
	$C_5H_{12}O$	2-Methyl-2-butanol	360.85	0.6355	101.75	EX
	$C_5H_{12}O$	1-Pentanol	369.08	0.8633	101.33	EX
	$C_5H_{12}O$	2-Pentanol	363.15	0.7550	92.49	EX
	C_6H_6	Benzene	342.35	0.2980	101.33	EX
	C_6H_7N	Aniline	372.55	0.9580	101.33	EX
	C_6H_7N	4-Methylpyridine	370.50	0.8972	101.33	OX
	C_6H_{10}	Cyclohexene	343.95	0.3090	101.33	EX
	$C_6H_{10}O$	Cyclohexanone	369.45	0.8694	101.33	EX
	$C_6H_{10}O$	Methyldihydropyran (unspecified isomer)	360.75	0.5841	100.93	EX
	$C_6H_{10}O_2$	4-Vinyl-1,3-dioxane	367.65	0.8955	101.33	EX
	C_6H_{12}	1-Hexene	318.15	0.1510	63.35	EX
	$C_6H_{12}O_2$	Butyl acetate	363.35	0.7013	101.33	EX
	$C_6H_{12}O_2$	Isobutyl acetate	361.05	0.6440	101.33	EX
	$C_6H_{12}O_2$	4,4-Dimethyl-1,3-dioxane	366.00	0.7779	101.33	EX
	$C_6H_{12}O_2$	4,5-Dimethyl-1,3-dioxane (unspecified isomer)	365.05	0.7966	101.50	EX
	$C_6H_{12}O_2$	4-Ethyl-1,3-dioxane	365.75	0.7257	101.30	EX
	$C_6H_{12}O_2$	Diacetone alcohol	370.00	0.9900	90.79	OX
	$C_6H_{12}O_2$	Propyl propanoate	362.05	0.6600	101.33	EX
	$C_6H_{13}N$	Cyclohexylamine	369.55	0.8692	101.33	OX
	C_6H_{14}	Hexane	334.75	0.2110	101.33	EX
	$C_6H_{14}O$	Butyl ethyl ether	349.85	0.4070	101.33	EX
	$C_6H_{14}O$	1-Hexanol	367.89	0.9432	101.33	EX
	$C_6H_{14}O_3$	Di(ethylene glycol) dimethyl ether	372.70	0.9679	101.33	OX
	$C_6H_{15}N$	Diisopropylamine	347.25	0.3654	101.33	EX
	$C_6H_{15}N$	Dipropylamine	359.00	0.6046	101.33	EX
	C_7H_8	Toluene	357.25	0.5230	101.33	EX
	C_7H_8O	Benzyl alcohol	373.05	0.9840	101.33	EX
	C_7H_9N	2,6-Dimethylpyridine	369.17	0.8647	101.33	EX
	$C_7H_{12}O_4$	1,2-Propanediol diacetate	358.15	0.9740	59.41	EX
	C_7H_{14}	1-Heptene	350.20	0.4100	101.33	EX
	$C_7H_{14}O_2$	Isopentyl acetate	367.05	0.7990	101.46	EX
	$C_7H_{14}O_2$	Butyl propanoate	367.95	0.8340	101.33	EX
	C_7H_{16}	Heptane	352.35	0.4510	101.33	EX
	$C_7H_{16}O$	1-Heptanol	371.99	0.9703	101.33	EX
	C_8H_8	Styrene	367.15	0.8000	101.33	EX
	C_8H_8O	Acetophenone	371.15	0.9675	101.19	EX
	C_8H_{10}	<i>m</i> -Xylene	365.15	0.7667	101.33	EX
	C_8H_{10}	<i>p</i> -Xylene	365.15	0.7450	101.33	EX
	C_8H_{10}	Ethylbenzene	364.15	0.7221	101.33	EX

Molecular Formula		Name	T_{Az}/K	$y_{1,Az}$	P_{Az}/kPa	Type
Comp. 1	Comp. 2					
	$C_8H_{16}O_2$	Butyl butanoate	369.85	0.9110	101.33	EX
	C_8H_{18}	Octane	362.75	0.6850	101.33	EX
	C_8H_{18}	2,2,4-Trimethylpentane	351.95	0.4420	101.33	EX
	$C_8H_{18}O$	Dibutyl ether	368.65	0.7628	101.33	EX
	$C_8H_{18}O$	1-Octanol	372.75	0.9820	101.33	EX
	$C_8H_{19}N$	Dibutylamine	370.05	0.8850	101.33	EX
	C_9H_{10}	Isopropenylbenzene	369.95	0.8880	101.33	EX
	C_9H_{12}	Isopropylbenzene	368.15	0.8340	101.33	EX
	$C_9H_{12}O$	2-Phenyl-2-propanol	371.25	0.9718	101.33	EX
	C_9H_{20}	Nonane	367.95	0.8280	101.33	EX
	$C_9H_{20}O$	1-Nonanol	373.00	0.9846	101.33	EX
	$C_{10}H_{22}$	Decane	370.75	0.9180	101.33	EX
	$C_{10}H_{22}O$	1-Decanol	373.13	0.9865	101.33	EX
	$C_{12}H_{27}N$	Tributylamine	372.80	0.9762	101.46	EX
CCl_4		Tetrachloromethane				
	C_2H_6O	Ethanol	338.19	0.6140	101.33	OX
	C_3H_6O	Acetone	341.25	0.0337	149.93	OX
	C_3H_8O	1-Propanol	346.28	0.8032	101.33	OX
	C_3H_8O	2-Propanol	341.83	0.6686	101.33	OX
	C_4H_6O	2-Butenal	348.15	0.6500	97.86	OX
	C_4H_6O	2-Methylpropenal	339.15	0.6000	97.86	OX
	C_4H_8O	2-Butanone	346.99	0.6630	101.33	OX
	$C_4H_8O_2$	Ethyl acetate	347.95	0.5700	101.33	OX
	$C_4H_{10}O$	1-Butanol	349.71	0.9500	101.33	OX
	$C_4H_{10}O$	2-Methyl-1-propanol	348.95	0.9080	101.33	OX
	$C_5H_{10}O$	2-Methyl-3-buten-2-ol	348.45	0.9009	101.06	OX
CS_2		Carbon disulfide				
	CH_4O	Methanol	310.65	0.7000	101.33	LX
$CHCl_3$		Trichloromethane				
	CH_4O	Methanol	328.15	0.6480	107.99	OX
	C_2H_6O	Ethanol	332.45	0.8410	101.33	OX
	C_3H_6O	Acetone	337.58	0.6398	101.33	ON
	$C_3H_6O_2$	Methyl acetate	337.51	0.6760	101.33	ON
	C_3H_8O	2-Propanol	334.15	0.9500	101.33	OX
	C_4H_6O	2-Butenal	329.15	0.9950	97.86	OX
	C_6H_{12}	2-Methyl-1-pentene	333.95	0.6235	101.19	OX
	C_6H_{14}	Hexane	333.45	0.7840	101.33	OX
CHN		Hydrogen cyanide				
	C_3H_5Cl	3-Chloropropene	296.45	0.8016	101.33	OX
CH_2Cl_2		Dichloromethane				
	C_2H_6O	Ethanol	312.05	0.9600	101.33	OX
CH_2O_2		Formic acid				
	$C_2H_4Cl_2$	1,2-Dichloroethane	350.17	0.4275	101.33	OX
	$C_5H_{10}O_2$	Butyl formate	372.15	0.8700	101.33	OX
	C_8H_{10}	<i>m</i> -Xylene	365.95	0.8545	101.33	EX
CH_3NO_2		Nitromethane				
	C_2H_6O	Ethanol	333.15	0.2850	53.61	OX
	C_3H_7Br	1-Bromopropane	343.25	0.1020	99.82	OX
	$C_4H_8O_2$	1,4-Dioxane	373.25	0.4101	101.48	OX
	C_5H_{10}	2-Methyl-2-butene	311.15	0.0570	101.33	LX
	C_7H_{14}	Methylcyclohexane	354.85	0.5123	101.33	EX
	C_7H_{16}	Heptane	353.25	0.4790	101.33	EX
	C_8H_{18}	Octane	363.38	0.6964	99.73	EX
	C_9H_{20}	Nonane	369.29	0.8403	99.73	EX
	$C_{10}H_{22}$	Decane	371.96	0.9239	99.73	EX
	$C_{11}H_{24}$	Undecane	373.16	0.9619	99.73	EX
	$C_{12}H_{26}$	Dodecane	373.75	0.9846	99.73	EX
CH_4O		Methanol				
	$C_2HBrClF_3$	2-Bromo-2-chloro-1,1,1-trifluoroethane	317.25	0.1890	93.33	OX

Molecular Formula		Name	T_{Az}/K	$y_{1,Az}$	P_{Az}/kPa	Type
Comp. 1	Comp. 2					
	C_2H_5Br	Bromoethane	308.05	0.1610	101.33	OX
	C_3H_5Cl	3-Chloropropene	312.15	0.2570	100.39	OX
	C_3H_6O	Acetone	328.29	0.2400	101.33	OX
	$C_3H_6O_2$	Methyl acetate	328.15	0.3480	107.19	OX
	$C_3H_6O_2$	1,3-Dioxolane	334.66	0.6910	101.30	OX
	$C_3H_6O_2$	Ethyl formate	318.15	0.3000	81.34	OX
	$C_3H_6O_3$	Dimethyl carbonate	337.25	0.8504	102.52	OX
	C_3H_7Cl	1-Chloropropane	313.35	0.2500	101.59	OX
	$C_4H_4F_6O$	Bis(2,2,2-trifluoroethyl) ether	326.28	0.4450	101.30	OX
	$C_4H_6O_2$	Vinyl acetate	332.05	0.6182	101.33	OX
	C_4H_8O	2-Butanone	323.15	0.8020	58.80	OX
	C_4H_8O	Tetrahydrofuran	332.75	0.5040	101.33	OX
	$C_4H_8O_2$	Ethyl acetate	335.66	0.7120	101.33	OX
	$C_4H_{10}O$	Diethyl ether	305.15	0.0500	93.33	OX
	$C_4H_{10}O_2$	Dimethylacetal	330.35	0.4700	101.33	OX
	$C_5H_3F_9O$	1,1,1,2,3,3-Hexafluoro-3-(2,2,2-trifluoroethoxy)propane	330.67	0.5600	101.30	OX
	C_5H_6	1,3-Cyclopentadiene	309.05	0.2120	101.33	OX
	C_5H_8	2-Methyl-1,3-butadiene	303.55	0.1670	101.33	OX
	C_5H_8	Methylenecyclobutane	309.05	0.2190	101.33	OX
	C_5H_8	1-Methylcyclobutene	304.85	0.1900	101.33	OX
	C_5H_8	<i>cis</i> -1,3-Pentadiene	311.10	0.2300	101.33	OX
	C_5H_8	<i>trans</i> -1,3-Pentadiene	309.65	0.2110	101.33	OX
	C_5H_{10}	2-Methyl-1-butene	300.55	0.1720	101.33	OX
	C_5H_{10}	3-Methyl-1-butene	291.05	0.0890	101.33	OX
	C_5H_{10}	2-Methyl-2-butene	306.25	0.2160	101.33	OX
	C_5H_{10}	1-Pentene	300.05	0.1469	102.47	OX
	$C_5H_{10}O$	2,3-Epoxy-2-methylbutane	334.95	0.6590	101.33	OX
	C_5H_{12}	Isopentane	297.05	0.0930	101.33	OX
	C_5H_{12}	Pentane	303.20	0.1930	101.30	OX
	$C_5H_{12}O$	Butyl methyl ether	330.00	0.5515	100.08	OX
	$C_5H_{12}O$	Methyl <i>tert</i> -butyl ether	325.00	0.3140	103.15	OX
	$C_5H_{12}O$	Ethyl propyl ether	330.00	0.4050	112.25	OX
	$C_5H_{12}O_2$	Diethoxymethane	336.03	0.8127	101.52	OX
	$C_5H_{12}O_2$	2,2-Dimethoxypropane	334.15	0.7250	100.00	OX
	$C_5H_{14}N_2$	<i>N,N,N',N'</i> -Tetramethylmethanediamine	335.15	0.7670	101.33	OX
	C_6F_6	Hexafluorobenzene	318.15	0.6100	61.73	OX
	C_6H_5F	Fluorobenzene	333.35	0.6625	101.62	OX
	C_6H_6	Benzene	331.56	0.6090	101.33	OX
	C_6H_{12}	Cyclohexane	328.75	0.6090	106.66	OX
	C_6H_{12}	2-Methyl-1-pentene	330.00	0.4517	141.80	OX
	C_6H_{14}	2,3-Dimethylbutane	313.15	0.3620	85.50	OX
	C_6H_{14}	Hexane	333.15	0.5160	149.64	OX
	$C_6H_{14}O$	<i>tert</i> -Butyl ethyl ether	330.95	0.6002	101.54	OX
	$C_6H_{14}O$	Diisopropyl ether	330.00	0.5390	101.61	OX
	$C_6H_{14}O$	Butyl ethyl ether	335.00	0.8010	98.84	OX
	$C_6H_{14}O$	2-Methoxy-2-methylbutane	335.55	0.7735	101.69	OX
	C_7H_8	Toluene	336.65	0.8820	101.33	OX
	C_7H_{14}	Methylcyclohexane	333.15	0.7520	102.87	EX
	C_7H_{16}	Heptane	331.95	0.7279	101.33	OX
	$C_7H_{16}O$	2-Ethoxy-2-methylbutane	335.15	0.8736	97.28	OX
	C_8H_{18}	Octane	335.55	0.8830	101.33	LX
	C_9H_{20}	Nonane	337.25	0.9526	101.33	OX
$C_2Cl_3F_3$		1,1,2-Trichloro-1,2,2-trifluoroethane				
	$C_2H_3F_3O$	2,2,2-Trifluoroethanol	316.58	0.7770	101.33	EX
	C_2H_6O	Ethanol	317.75	0.8456	101.42	OX
	C_3H_8O	2-Propanol	319.35	0.9159	100.95	OX
	$C_4H_{10}O$	2-Methyl-2-propanol	319.95	0.9426	101.09	OX
C_2Cl_4		Tetrachloroethene				
	$C_2H_3Cl_3$	1,1,2-Trichloroethane	385.95	0.2115	101.33	OX

Molecular Formula		Name	T_{Az}/K	$y_{1,Az}$	P_{Az}/kPa	Type
Comp. 1	Comp. 2					
	C ₈ H ₁₆	1-Octene	393.15	0.5900	101.33	OX
	C ₈ H ₁₆	<i>cis</i> -4-Octene	393.65	0.7100	101.33	OX
	C ₈ H ₁₆	<i>trans</i> -4-Octene	393.45	0.6700	101.33	OX
	C ₈ H ₁₈	Octane	371.90	0.8781	53.44	OX
C ₂ Cl ₄ F ₂		1,1,2,2-Tetrachloro-1,2-difluoroethane				
	C ₂ H ₄ Cl ₂	1,2-Dichloroethane	353.80	0.2700	101.33	OX
C ₂ HBrClF ₃		2-Bromo-2-chloro-1,1,1-trifluoroethane				
	C ₄ H ₁₀ O	Diethyl ether	323.65	0.7200	93.33	ON
C ₂ HCl ₃		Trichloroethene				
	C ₂ H ₄ Cl ₂	1,2-Dichloroethane	355.35	0.3324	101.36	OX
	C ₂ H ₆ O	Ethanol	343.85	0.4741	101.33	OX
	C ₄ H ₆ O	2-Butenal	360.15	0.9000	97.86	OX
	C ₆ H ₁₂	Cyclohexane	353.40	0.0975	101.32	OX
C ₂ H ₂ Cl ₂		<i>trans</i>-1,2-Dichloroethene				
	C ₅ H ₃ F ₉ O	1,1,1,2,3,3-Hexafluoro-3-(2,2,2-trifluoroethoxy)propane	318.50	0.8390	101.30	OX
C ₂ H ₃ N		Acetonitrile				
	C ₃ H ₈ O	2-Propanol	348.15	0.5287	100.81	OX
	C ₄ H ₆ O ₂	Vinyl acetate	344.65	0.1948	98.33	OX
	C ₄ H ₈ O	2-Butanone	352.15	0.3195	101.15	OX
	C ₄ H ₈ O	Tetrahydrofuran	338.95	0.0784	101.13	OX
	C ₄ H ₁₀ O	2-Methyl-2-propanol	333.15	0.6200	56.93	OX
	C ₅ H ₈	2-Methyl-1,3-butadiene	306.75	0.0410	101.33	OX
	C ₅ H ₈	Methylenecyclobutane	312.45	0.1450	101.33	OX
	C ₅ H ₈ O ₂	Methyl methacrylate	355.25	0.9866	102.07	OX
	C ₅ H ₁₀	2-Methyl-2-butene	308.95	0.1320	101.33	OX
	C ₅ H ₁₀	1-Pentene	301.85	0.0830	101.33	OX
	C ₅ H ₁₂	Isopentane	298.45	0.1040	101.33	EX
	C ₆ H ₆	Benzene	328.15	0.4560	54.65	OX
	C ₆ H ₁₄ O	2-Methoxy-2-methylbutane	346.13	0.5835	100.56	OX
	C ₇ H ₁₆ O	2-Ethoxy-2-methylbutane	348.85	0.7219	98.99	OX
	C ₁₀ H ₂₀	1-Decene	354.55	0.9924	100.51	OX
C ₂ H ₄ Cl ₂		1,1-Dichloroethane				
	C ₃ H ₈ O	2-Propanol	329.55	0.8928	101.60	OX
	C ₆ H ₁₄	Hexane	329.30	0.8025	101.21	OX
C ₂ H ₄ Cl ₂		1,2-Dichloroethane				
	C ₃ H ₈ O	2-Propanol	347.25	0.5258	100.32	OX
	C ₄ H ₁₀ O	2-Methyl-1-propanol	356.05	0.9173	101.26	OX
	C ₄ H ₁₀ O	2-Methyl-2-propanol	349.45	0.5336	101.43	OX
	C ₇ H ₁₄	Methylcyclohexane	354.65	0.8036	101.21	OX
	C ₈ H ₁₈	2,2,4-Trimethylpentane	343.15	0.7600	73.13	OX
C ₂ H ₄ O		Acetaldehyde				
	C ₄ H ₆	1,3-Butadiene	268.15	0.0520	101.33	OX
	C ₅ H ₈	2-Methyl-1,3-butadiene	292.23	0.8140	101.33	OX
C ₂ H ₄ O ₂		Acetic acid				
	C ₅ H ₅ N	Pyridine	411.25	0.5780	101.33	ON
	C ₅ H ₁₂ O	3-Methyl-2-butanol	392.65	0.7210	101.33	ON
	C ₆ H ₇ N	2-Methylpyridine	417.27	0.5120	101.33	ON
	C ₆ H ₁₀ O ₂	Vinyl butanoate	386.45	0.5750	101.33	OX
	C ₆ H ₁₄	Hexane	341.40	0.0839	101.33	OX
	C ₇ H ₉ N	2,4-Dimethylpyridine	435.45	0.3022	101.33	ON
	C ₇ H ₁₆	Heptane	364.95	0.4490	101.33	OX
	C ₈ H ₁₀	<i>o</i> -Xylene	389.75	0.8640	101.33	OX
	C ₈ H ₁₀	<i>p</i> -Xylene	388.40	0.8200	101.33	OX
	C ₈ H ₁₈	Octane	378.85	0.6870	101.33	OX
	C ₉ H ₂₀	Nonane	386.05	0.8250	101.33	OX
	C ₁₀ H ₂₂	Decane	390.05	0.9250	101.33	OX
	C ₁₁ H ₂₄	Undecane	391.15	0.9720	101.33	OX
C ₂ H ₄ O ₂		Methyl formate				
	C ₂ H ₅ Br	Bromoethane	303.05	0.7360	101.33	OX

Molecular Formula		Name	T_{Az}/K	$y_{1,Az}$	P_{Az}/kPa	Type
Comp. 1	Comp. 2					
	$C_4H_{10}O$	Diethyl ether	301.55	0.6030	101.33	OX
	C_5H_8	2-Methyl-1,3-butadiene	298.90	0.5150	101.33	OX
	C_5H_{10}	2-Methyl-2-butene	297.75	0.5760	101.33	OX
	C_5H_{12}	Isopentane	291.55	0.4920	101.33	OX
	C_5H_{12}	Pentane	294.85	0.5740	101.33	OX
	C_6H_{14}	Hexane	302.65	0.8490	101.33	OX
C_2H_5Br		Bromoethane				
	C_5H_{10}	2-Methyl-2-butene	308.55	0.5110	101.33	OX
	C_5H_{12}	Isopentane	300.55	0.2180	101.33	OX
$C_2H_5NO_2$		Nitroethane				
	$C_4H_{10}O$	2-Methyl-1-propanol	375.81	0.4080	101.33	OX
	C_7H_{16}	Heptane	362.95	0.3520	101.33	OX
C_2H_6O		Ethanol				
	C_3H_3N	Acrylonitrile	343.95	0.4440	101.33	OX
	$C_3H_6O_2$	Methyl acetate	329.79	0.0362	101.33	OX
	$C_4H_3F_7O$	1,1,2,2-Tetrafluoroethyl 1,1,1-trifluoroethyl ether	326.67	0.2000	101.30	OX
	$C_4H_4F_6O$	Bis(2,2,2-trifluoroethyl) ether	331.90	0.2840	101.30	OX
	C_4H_8O	Butanal	345.45	0.3690	101.33	OX
	C_4H_8O	2-Butanone	347.15	0.5080	101.33	OX
	C_4H_8O	Tetrahydrofuran	344.95	0.1290	125.00	OX
	$C_4H_8O_2$	Ethyl acetate	344.85	0.4590	101.33	OX
	$C_4H_8O_2$	1,4-Dioxane	351.33	0.9480	101.33	OX
	$C_4H_8O_2$	Methyl propanoate	346.30	0.5140	103.91	OX
	$C_4H_{11}N$	Butylamine	354.99	0.5900	101.33	ON
	$C_5H_3F_9O$	1,1,1,2,3,3-Hexafluoro-3-(2,2,2-trifluoroethoxy)propane	337.88	0.3980	101.30	OX
	C_5H_8	2-Methyl-1,3-butadiene	305.95	0.1500	101.33	OX
	C_5H_8	Cyclopentene	323.40	0.1440	134.00	OX
	C_5H_{10}	2-Methyl-2-butene	309.79	0.0795	101.33	OX
	C_5H_{10}	Cyclopentane	323.44	0.1800	121.00	OX
	$C_5H_{10}O$	2,3-Epoxy-2-methylbutane	343.45	0.2930	101.33	OX
	$C_5H_{10}O$	3-Methyl-2-butanone	350.85	0.8250	101.33	OX
	$C_5H_{10}O$	2-Pentanone	351.15	0.9779	100.50	OX
	$C_5H_{10}O$	3-Pentanone	351.33	0.9590	101.33	OX
	$C_5H_{10}O_2$	Isopropyl acetate	349.85	0.7010	101.33	OX
	$C_5H_{10}O_2$	Methyl butanoate	346.30	0.8800	83.88	OX
	C_5H_{12}	Isopentane	299.95	0.0540	101.33	OX
	C_5H_{12}	Pentane	307.15	0.0537	101.33	OX
	$C_5H_{12}O$	Methyl <i>tert</i> -butyl ether	327.75	0.0380	101.33	OX
	$C_5H_{12}O_2$	Diethoxymethane	348.30	0.6497	102.35	OX
	C_6H_5F	Fluorobenzene	343.85	0.4752	101.54	OX
	C_6H_6	Benzene	341.25	0.4600	101.33	OX
	C_6H_{12}	Cyclohexane	337.95	0.4540	102.26	OX
	C_6H_{14}	Hexane	331.65	0.3410	101.33	OX
	$C_6H_{14}O$	<i>tert</i> -Butyl ethyl ether	339.95	0.3728	101.72	OX
	$C_6H_{14}O$	2-Methoxy-2-methylbutane	346.81	0.5820	101.32	OX
	C_7H_8	Toluene	349.75	0.8152	101.33	OX
	$C_7H_{16}O$	2-Ethoxy-2-methylbutane	349.35	0.7644	101.54	OX
	C_8H_{18}	Octane	349.85	0.8250	101.33	OX
	C_8H_{18}	2,2,4-Trimethylpentane	344.42	0.6450	101.33	OX
	C_9H_{20}	Nonane	351.35	0.9400	101.33	OX
$C_2H_6O_2$		1,2-Ethanediol				
	$C_5H_{12}O_3$	Di(ethylene glycol) monomethyl ether	463.95	0.4388	101.33	OX
	$C_6H_{14}O_3$	Di(ethylene glycol) monoethyl ether	467.15	0.6480	101.33	OX
	C_7H_8O	<i>o</i> -Cresol	462.67	0.3797	101.33	OX
	$C_7H_{16}O_3$	Di(ethylene glycol) monoisopropyl ether	466.35	0.6964	101.33	OX
	$C_7H_{16}O_3$	Di(ethylene glycol) monopropyl ether	468.55	0.8448	101.33	OX
	$C_7H_{16}O_3$	Di(propylene glycol) monomethyl ether (unspecified isomer)	457.65	0.3500	101.33	OX
	$C_8H_{11}N$	2,4,6-Trimethylpyridine	443.65	0.1734	101.33	OX
	$C_8H_{18}O_3$	Di(ethylene glycol) monobutyl ether	469.15	0.9102	101.33	OX

Molecular Formula		Name	T_{Az}/K	$y_{1,Az}$	P_{Az}/kPa	Type
Comp. 1	Comp. 2					
C_3H_3N	$C_8H_{18}O_3$	Di(ethylene glycol) monoisobutyl ether	467.55	0.8355	101.33	OX
	$C_8H_{18}O_3$	Di(propylene glycol) monoethyl ether (unspecified isomer)	458.65	0.4800	101.33	OX
	$C_9H_{20}O_3$	Di(propylene glycol) monopropyl ether (unspecified isomer)	463.15	0.6590	101.33	OX
	$C_{10}H_{22}O_3$	Di(propylene glycol) monobutyl ether (unspecified isomer)	465.75	0.8130	101.33	OX
		Acrylonitrile				
	C_5H_8	Methylenecyclobutane	313.80	0.1275	101.33	OX
	C_6H_6	Benzene	347.45	0.5575	101.46	OX
	C_6H_{12}	Cyclohexane	337.75	0.4836	101.94	OX
	C_6H_{14}	Hexane	330.90	0.4048	101.05	OX
		Acrolein				
C_3H_4O	C_5H_8	2-Methyl-1,3-butadiene	306.45	0.1980	101.33	OX
C_3H_6O		Propanal				
	C_5H_8	2-Methyl-1,3-butadiene	306.35	0.1700	101.33	OX
C_3H_6O	C_5H_8	Methylenecyclobutane	311.30	0.3600	101.33	OX
		Acetone				
C_3H_6O	$C_3H_6O_2$	Methyl acetate	328.85	0.6470	101.33	OX
	C_3H_7Br	1-Bromopropane	328.75	0.9915	99.75	OX
	C_4H_8O	Tetrahydrofuran	328.85	0.9603	100.35	OX
	C_4H_8Cl	2-Chloro-2-methylpropane	322.05	0.1944	102.11	OX
	C_5H_8	2-Methyl-1,3-butadiene	306.95	0.0610	101.33	OX
	C_5H_8	Methylenecyclobutane	311.25	0.2800	101.33	OX
	C_5H_8	1-Methylcyclobutene	307.75	0.2220	101.33	OX
	C_5H_{10}	2-Methyl-1-butene	303.25	0.1400	101.33	OX
	C_5H_{10}	2-Methyl-2-butene	308.75	0.2440	101.33	OX
	C_5H_{12}	Isopentane	298.75	0.1730	101.33	OX
	$C_5H_{12}O$	Methyl <i>tert</i> -butyl ether	324.35	0.4824	102.19	OX
	C_6H_{12}	Cyclohexane	330.05	0.7590	109.32	OX
	C_6H_{12}	1-Hexene	323.35	0.5973	101.40	OX
	C_6H_{12}	2-Methyl-1-pentene	333.40	0.5793	140.60	OX
	C_6H_{14}	Hexane	322.95	0.6480	101.33	OX
	$C_6H_{14}O$	Diisopropyl ether	327.10	0.7424	100.17	OX
	$C_6H_{15}N$	Triethylamine	318.15	0.9800	68.13	OX
	C_7H_{14}	Methylcyclohexane	318.15	0.9500	68.66	OX
		Allyl alcohol				
	$C_5H_{10}O_2$	Ethyl propanoate	367.65	0.5597	99.79	OX
C_3H_6O	C_6H_6	Benzene	349.90	0.2203	101.33	OX
	C_6H_{12}	Cyclohexane	333.15	0.2790	63.98	OX
		Methyl acetate				
$C_3H_6O_2$	C_3H_7Br	1-Bromopropane	329.60	0.9727	99.56	OX
	C_6H_{10}	Cyclohexene	330.35	0.9121	102.87	OX
	C_6H_{12}	Cyclohexane	328.65	0.8000	101.33	OX
	C_6H_{12}	Methylcyclopentane	325.85	0.6917	99.50	OX
	C_6H_{12}	1-Hexene	323.15	0.6340	92.08	OX
	C_6H_{12}	2-Methyl-1-pentene	325.15	0.5931	100.38	OX
	C_6H_{14}	Hexane	326.65	0.6590	106.66	OX
	C_7H_{16}	Heptane	323.15	0.9570	79.48	OX
$C_3H_6O_2$		Ethyl formate				
	C_3H_7Br	2-Bromopropane	326.15	0.7090	101.33	OX
$C_3H_6O_2$	C_6H_{12}	Cyclohexane	323.15	0.8210	91.46	OX
		Propanoic acid				
$C_3H_6O_3$	C_5H_5N	Pyridine	421.75	0.6860	101.33	ON
		Dimethyl carbonate				
	$C_5H_{12}O_2$	Diethoxymethane	358.71	0.4437	100.42	OX
	C_6H_6	Benzene	353.50	0.1366	100.48	OX
	C_6H_{12}	Cyclohexane	346.95	0.3780	101.49	OX
	C_6H_{12}	Methylcyclopentane	342.35	0.2680	103.46	OX
	C_6H_{14}	Hexane	338.15	0.2540	98.46	OX
	$C_6H_{14}O$	Dipropyl ether	356.45	0.5044	100.73	OX
$C_3H_6O_3$	C_7H_{16}	Heptane	355.15	0.5930	99.67	OX

Molecular Formula		Name	T_{Az}/K	$y_{1,Az}$	P_{Az}/kPa	Type
Comp. 1	Comp. 2					
C₃H₇Br		1-Bromopropane				
	C ₃ H ₈ O	2-Propanol	339.15	0.7349	99.97	OX
	C ₆ H ₁₂	Cyclohexane	343.35	0.9219	98.84	OX
C₃H₇NO		<i>N,N</i>-Dimethylformamide				
	C ₇ H ₁₆	Heptane	370.15	0.0800	101.33	OX
	C ₁₀ H ₁₆	1,4-Dimethyl-4-vinylcyclohexene	415.65	0.5880	101.33	OX
	C ₁₀ H ₁₆	1-Methyl-3-(1-methylethylidene)cyclohexene	419.05	0.7250	101.33	OX
C₃H₇NO₂		1-Nitropropane				
	C ₇ H ₁₆	Heptane	369.25	0.1630	101.33	OX
C₃H₇NO₂		2-Nitropropane				
	C ₇ H ₁₆	Heptane	367.55	0.2920	101.33	OX
C₃H₈O		1-Propanol				
	C ₄ H ₇ F ₇ O	1,1,2,2-Tetrafluoroethyl 1,1,1-trifluoroethyl ether	329.23	0.0350	101.30	OX
	C ₄ H ₄ F ₆ O	Bis(2,2,2-trifluoroethyl) ether	336.22	0.1100	101.30	OX
	C ₄ H ₆ O ₂	2,3-Butanedione	359.30	0.3600	100.67	OX
	C ₄ H ₈ O ₂	1,4-Dioxane	365.30	0.6418	101.30	OX
	C ₅ H ₁₀ O ₂	Propyl acetate	367.88	0.6190	101.33	OX
	C ₅ H ₁₂ O ₂	Diethoxymethane	359.01	0.2320	99.43	OX
	C ₆ H ₆	Benzene	350.20	0.2060	101.33	OX
	C ₆ H ₁₂	Cyclohexane	347.68	0.2490	101.33	OX
	C ₆ H ₁₂	Methylcyclopentane	340.85	0.1729	101.19	OX
	C ₆ H ₁₂ O ₂	4,4-Dimethyl-1,3-dioxane	368.20	0.9597	101.30	OX
	C ₆ H ₁₄	Hexane	348.15	0.1900	137.23	OX
	C ₇ H ₈	Toluene	365.35	0.6770	101.33	OX
	C ₇ H ₁₆	Heptane	357.65	0.4830	101.33	OX
	C ₈ H ₈	Styrene	369.08	0.9884	98.13	OX
	C ₈ H ₁₀	<i>o</i> -Xylene	369.85	0.9886	98.66	OX
	C ₈ H ₁₀	<i>m</i> -Xylene	369.90	0.9531	99.06	OX
	C ₈ H ₁₀	<i>p</i> -Xylene	369.60	0.9531	99.99	OX
	C ₈ H ₁₄	1-Octyne	369.00	0.8600	101.33	OX
	C ₈ H ₁₈	Octane	366.85	0.7483	101.33	OX
	C ₈ H ₁₈	2,2,4-Trimethylpentane	357.89	0.4580	101.30	OX
	C ₉ H ₂₀	Nonane	369.95	0.9225	101.33	OX
		2-Propanol				
	C ₄ H ₄ F ₆ O	Bis(2,2,2-trifluoroethyl) ether	334.16	0.2230	101.30	OX
	C ₄ H ₆ O ₂	2,3-Butanedione	350.85	0.6454	100.95	OX
	C ₄ H ₈ O	2-Butanone	350.55	0.3830	101.33	OX
	C ₄ H ₁₀ O	2-Methyl-2-propanol	343.05	0.5551	60.27	ON
	C ₅ H ₃ F ₉ O	1,1,1,2,3,3-Hexafluoro-3-(2,2,2-trifluoroethoxy)propane	341.23	0.3420	101.30	OX
	C ₅ H ₈	2-Methyl-1,3-butadiene	307.05	0.0150	101.33	OX
	C ₅ H ₁₀	2-Methyl-2-butene	310.95	0.0460	101.33	OX
	C ₅ H ₁₀ O	2,3-Epoxy-2-methylbutane	346.10	0.1400	101.33	OX
	C ₅ H ₁₀ O	3-Methyl-2-butanone	354.75	0.8500	101.33	OX
	C ₅ H ₁₂	Isopentane	298.15	0.1370	101.33	OX
	C ₅ H ₁₂ O ₂	Diethoxymethane	351.45	0.6107	98.61	OX
	C ₆ H ₅ F	Fluorobenzene	347.75	0.4666	101.25	OX
	C ₆ H ₆	Benzene	345.03	0.3960	101.33	OX
	C ₆ H ₁₀	Cyclohexene	344.65	0.4271	101.40	OX
	C ₆ H ₁₂	Cyclohexane	342.75	0.4050	101.33	OX
	C ₆ H ₁₂	Methylcyclopentane	336.45	0.2900	98.14	OX
	C ₆ H ₁₄	Hexane	338.15	0.2900	112.66	OX
	C ₆ H ₁₄ O	Diisopropyl ether	340.00	0.2050	103.36	OX
	C ₆ H ₁₅ N	Diisopropylamine	352.94	0.4890	101.33	OX
	C ₇ H ₈	Toluene	354.65	0.8370	101.33	OX
	C ₇ H ₁₄	Methylcyclohexane	350.85	0.6530	101.33	OX
	C ₇ H ₁₆	Heptane	349.55	0.6023	101.33	OX
	C ₇ H ₁₆ O	<i>tert</i> -Butyl isopropyl ether	349.95	0.5306	102.70	OX
	C ₈ H ₁₈	Octane	354.63	0.8990	101.33	OX
	C ₈ H ₁₈	2,2,4-Trimethylpentane	349.58	0.6350	101.30	OX

Molecular Formula		Name	T_{Az}/K	$y_{1,Az}$	P_{Az}/kPa	Type
Comp. 1	Comp. 2					
$C_3H_8O_2$	2-Methoxyethanol					
	C_8H_8	Styrene	393.95	0.7787	98.93	OX
	C_8H_{10}	<i>o</i> -Xylene	392.65	0.7127	98.79	OX
	C_8H_{10}	<i>m</i> -Xylene	392.15	0.6397	99.73	OX
	C_8H_{10}	<i>p</i> -Xylene	392.65	0.6303	99.99	OX
	C_8H_{16}	1-Octene	380.75	0.4700	101.33	OX
	C_8H_{16}	<i>cis</i> -4-Octene	381.25	0.4900	101.33	OX
	C_8H_{16}	<i>trans</i> -4-Octene	381.05	0.4900	101.33	OX
$C_3H_8O_2$	Dimethoxymethane					
	C_5H_6	1,3-Cyclopentadiene	313.65	0.3350	101.33	OX
	C_5H_8	2-Methyl-1,3-butadiene	306.80	0.0160	101.33	OX
	C_5H_8	Methylenecyclobutane	310.35	0.4630	101.33	OX
$C_3H_8O_2$	1,2-Propanediol					
	$C_7H_{16}O_3$	Di(propylene glycol) monomethyl ether (unspecified isomer)	456.85	0.5691	101.33	OX
	$C_8H_{18}O_3$	Di(propylene glycol) monoethyl ether (unspecified isomer)	458.75	0.7778	101.33	OX
	$C_9H_{20}O_3$	Di(propylene glycol) monoisopropyl ether (unspecified isomer)	458.95	0.8130	101.33	OX
	$C_9H_{20}O_3$	Di(propylene glycol) monopropyl ether (unspecified isomer)	458.95	0.9010	101.33	OX
	$C_{10}H_{22}O_3$	Di(propylene glycol) monobutyl ether (unspecified isomer)	459.65	0.9721	101.33	OX
	$C_{10}H_{22}O_3$	Di(propylene glycol) monoisobutyl ether (unspecified isomer)	459.05	0.9255	101.33	OX
$C_3H_8O_2$	1,3-Propanediol					
	$C_5H_{12}O_3$	Di(ethylene glycol) monomethyl ether	455.25	0.6300	101.33	OX
	$C_6H_{14}O_3$	Di(ethylene glycol) monoethyl ether	459.25	0.9350	101.33	OX
C_4H_6	1,3-Butadiene					
	C_4H_8	2-Butene (unspecified isomer)	267.59	0.7650	101.33	OX
C_4H_6O	2-Butenal					
	C_7H_8	Toluene	374.15	0.5950	97.86	OX
	C_8H_{18}	Octane	353.15	0.4950	97.86	OX
$C_4H_6O_2$	Vinyl acetate					
	C_6H_{12}	Cyclohexane	340.45	0.6200	101.33	OX
	C_6H_{14}	Hexane	335.25	0.4450	101.33	OX
$C_4H_6O_2$	2,3-Butanedione					
	C_7H_8	Toluene	362.70	0.9513	101.34	OX
$C_4H_6O_3$	Acetic anhydride					
	C_8H_{16}	1-Octene	367.53	0.2840	53.88	OX
	C_8H_{18}	Octane	397.65	0.3500	129.80	OX
C_4H_8O	Butanal					
	C_6H_{12}	2-Methyl-1-pentene	334.15	0.2293	101.48	OX
C_4H_8O	2-Butanone					
	$C_4H_8O_2$	Ethyl acetate	349.55	0.1700	101.33	OX
	C_6H_6	Benzene	351.53	0.4790	101.33	OX
	C_6H_{10}	Cyclohexene	343.29	0.5110	89.35	OX
	C_6H_{12}	1-Hexene	334.75	0.1760	100.58	OX
	C_6H_{14}	Hexane	337.15	0.3280	101.33	OX
	$C_6H_{14}O$	Diisopropyl ether	340.55	0.1938	101.56	OX
	$C_6H_{14}O$	Dipropyl ether	351.40	0.7785	100.88	OX
	C_7H_{14}	Methylcyclohexane	350.50	0.7984	98.93	OX
	C_7H_{16}	Heptane	350.15	0.7670	101.33	OX
	Tetrahydrofuran					
C_4H_8O	C_6H_{12}	2-Methyl-1-pentene	334.65	0.2867	101.29	OX
	C_6H_{14}	Hexane	323.15	0.5900	65.83	OX
$C_4H_8O_2$	Ethyl acetate					
	$C_4H_{10}O$	2-Methyl-2-propanol	349.75	0.7778	101.28	OX
	C_6H_6	Benzene	350.55	0.9453	102.45	OX
	C_6H_{10}	Cyclohexene	347.45	0.6183	100.87	OX
	C_6H_{12}	Cyclohexane	345.00	0.5390	102.45	OX
	C_6H_{12}	1-Hexene	333.15	0.1230	91.47	OX
	C_6H_{14}	Hexane	338.00	0.3430	101.32	OX
	C_7H_{14}	Methylcyclohexane	349.90	0.9001	101.83	OX

Molecular Formula		Name	T_{Az}/K	$y_{1,Az}$	P_{Az}/kPa	Type
Comp. 1	Comp. 2					
$C_4H_8O_2$		Butanoic acid				
	C_5H_9N	Pyridine	436.35	0.9117	101.33	ON
	$C_8H_{16}O_2$	Butyl butanoate	434.60	0.6532	93.33	OXD
	$C_8H_{16}O_2$	Butyl butanoate	434.78	0.8639	93.33	OND
$C_4H_8O_2$	$C_{11}H_{24}$	Undecane	435.55	0.9060	101.33	OX
		1,4-Dioxane				
	$C_4H_{10}O$	2-Butanol	371.75	0.4732	100.77	OX
	$C_5H_{10}O_2$	Propyl acetate	373.35		0.6334	101.13
	$C_5H_{12}O$	2-Methyl-2-butanol	373.75	0.8119	99.62	OX
	C_6H_{10}	Cyclohexene	355.75	0.1065	101.44	OX
	C_6H_{12}	Methylcyclopentane	343.85	0.0538	99.79	OX
	$C_6H_{15}N$	Triethylamine	343.15	0.2500	56.80	OX
	C_7H_{16}	Heptane	364.30	0.4868	101.06	OX
$C_4H_8O_2$	$C_7H_{16}O$	2-Ethoxy-2-methylbutane	369.15	0.5452	100.27	OX
		Propyl formate				
$C_4H_8O_2$	C_6H_6	Benzene	343.15	0.3770	76.08	OX
		Methyl propanoate				
$C_4H_8O_2$	C_7H_{14}	Methylcyclohexane	352.45	0.8956	101.33	OX
		1-Chlorobutane				
C_4H_9Cl	C_6H_{12}	Cyclohexane	348.31	0.5800	95.85	OX
		N,N-Dimethylacetamide				
C_4H_9NO	C_8H_{10}	<i>o</i> -Xylene	416.95	0.0591	103.40	OX
	C_8H_{10}	Ethylbenzene	408.95	0.0037	101.70	OX
$C_4H_{10}O$		1-Butanol				
	C_5H_9N	Pyridine	392.00	0.7050	101.33	ON
	$C_5H_{10}O_3$	Diethyl carbonate	370.85	0.6346	53.20	OX
	C_6H_5Cl	Chlorobenzene	388.25	0.6950	101.33	OX
	C_6H_{12}	Cyclohexane	352.68	0.0787	101.33	OX
	$C_6H_{12}O_2$	Butyl acetate	389.97	0.7700	101.33	OX
	$C_6H_{12}O_2$	Isobutyl acetate	387.15	0.5980	101.33	OX
	C_6H_{14}	Hexane	341.35	0.0370	101.33	OX
	C_7H_8	Toluene	378.85	0.3320	101.33	OX
	C_7H_{12}	3-Ethylcyclopentene	367.65	0.1900	101.33	OX
	C_7H_{16}	Heptane	366.55	0.2272	101.38	OX
	C_8H_8	Styrene	388.71	0.8923	98.39	OX
	C_8H_{10}	<i>o</i> -Xylene	388.05	0.8671	100.13	OX
	C_8H_{10}	<i>m</i> -Xylene	387.75	0.7865	101.46	OX
	C_8H_{10}	<i>p</i> -Xylene	387.85	0.7823	99.73	OX
	C_8H_{14}	1-Octyne	386.50	0.6200	101.33	OX
	C_8H_{14}	2-Octyne	398.30	0.7910	101.33	OX
	C_8H_{16}	1-Octene	363.45	0.4530	53.33	OX
	C_8H_{16}	<i>cis</i> -4-Octene	382.35	0.5300	101.33	OX
	C_8H_{16}	<i>trans</i> -4-Octene	382.15	0.5310	101.33	OX
	C_8H_{18}	Octane	383.15	0.5500	102.79	OX
	$C_8H_{18}O$	Dibutyl ether	390.59	0.8754	101.33	OX
	C_9H_{16}	1-Butylcyclopentene	356.70	0.8450	79.99	OX
	C_9H_{16}	1-Nonyne	390.60	0.9400	101.33	OX
	C_9H_{20}	Nonane	389.05	0.8128	101.33	OX
		2-Butanol				
	$C_5H_{10}O$	3-Pentanone	370.50	0.6075	99.98	OX
	C_6H_{10}	Cyclohexene	352.75	0.2046	101.25	OX
	C_6H_{12}	Cyclohexane	349.90	0.1892	101.02	OX
	C_6H_{14}	Hexane	348.15	0.1010	128.66	OX
	$C_6H_{14}O$	2-Methoxy-2-methylbutane	359.15	0.0991	102.12	OX
	C_7H_8	Toluene	353.44	0.5550	56.67	OX
	C_7H_{16}	Heptane	361.95	0.4116	102.70	OX
	$C_7H_{16}O$	2-Ethoxy-2-methylbutane	367.75	0.4931	102.89	OX
	C_8H_{10}	<i>m</i> -Xylene	369.85	0.9717	101.06	OX
	C_8H_{10}	<i>p</i> -Xylene	369.55	0.9646	101.46	OX

Molecular Formula			Name	T_{Az}/K	$y_{1,Az}$	P_{Az}/kPa	Type
Comp. 1	Comp. 2						
$C_4H_{10}O$	C_8H_{18}	Octane		371.05	0.8001	101.30	OX
		Diethyl ether					
$C_4H_{10}O$	C_5H_{12}	Pentane		306.85	0.5500	101.33	OX
		2-Methyl-1-propanol					
$C_4H_{10}O$	$C_5H_{10}O_2$	Isobutyl formate		370.90	0.1930	101.33	OX
	C_6H_6	Benzene		352.45	0.0780	101.33	OX
	C_6H_{10}	Cyclohexene		353.75	0.1363	100.31	OX
	C_6H_{12}	Cyclohexane		351.35	0.1325	101.45	OX
	C_6H_{12}	Methylcyclopentane		343.15	0.0567	100.35	OX
	C_7H_8	Toluene		374.35	0.4941	101.33	OX
	C_8H_{10}	<i>m</i> -Xylene		380.35	0.9300	101.33	OX
	C_8H_{10}	<i>p</i> -Xylene		380.30	0.9200	101.33	OX
	C_8H_{18}	Octane		376.58	0.6700	101.30	OX
		2-Methyl-2-propanol					
	C_5H_8	Methylenecyclobutane		314.65	0.0150	101.33	OX
	C_6H_{10}	Cyclohexene		346.00	0.4172	99.61	OX
	C_6H_{12}	Methylcyclopentane		339.35	0.2559	99.93	OX
	C_6H_{12}	1-Hexene		333.25	0.2650	101.30	OX
$C_4H_{10}O_2$	C_6H_{14}	Hexane		337.70	0.2502	101.30	OX
	$C_6H_{14}O$	<i>tert</i> -Butyl ethyl ether		342.85	0.2512	101.44	OX
	$C_6H_{14}O$	Diisopropyl ether		340.45	0.1058	101.72	OX
	$C_6H_{14}O$	2-Methoxy-2-methylbutane		353.20	0.5617	101.80	OX
	C_7H_8	Toluene		353.44	0.9200	93.61	OX
	$C_7H_{16}O$	<i>tert</i> -Butyl isopropyl ether		350.90	0.5390	102.94	OX
	C_8H_{18}	Octane		343.15	0.9680	61.18	OX
	C_8H_{18}	2,2,4-Trimethylpentane		339.28	0.6040	59.49	OX
		1,4-Butanediol					
	$C_{15}H_{32}O$	1-Pentadecanol		502.75	0.9980	101.33	OX
		1,2-Dimethoxyethane					
	C_7H_{14}	Methylcyclohexane		350.00	0.8190	79.42	OX
		2-Ethoxyethanol					
	C_8H_8	Styrene		405.75	0.6438	101.33	OX
$C_4H_{10}O_2$	C_8H_{10}	<i>o</i> -Xylene		404.95	0.5965	101.36	OX
	C_8H_{10}	<i>m</i> -Xylene		401.75	0.5159	101.33	OX
	C_8H_{10}	<i>p</i> -Xylene		402.55	0.5042	102.19	OX
	C_8H_{10}	Ethylbenzene		401.05	0.4632	100.94	OX
		Di(ethylene glycol)					
$C_4H_{10}O_3$	$C_9H_{20}O$	1-Nonanol		486.65	0.0095	101.33	OX
$C_4H_{11}N$		Butylamine					
C_5H_5N	C_6H_6	Benzene		343.15	0.7000	80.89	OX
		Pyridine					
	C_7H_8	Toluene		383.19	0.2250	101.33	OX
	C_7H_{16}	Heptane		368.61	0.3002	101.33	OX
C_5H_6	C_9H_{20}	Nonane		388.15	0.9350	101.33	OX
		2-Methyl-1-buten-3-yne					
	C_5H_8	2-Methyl-1,3-butadiene		305.88	0.7210	101.33	OX
	C_5H_{10}	2-Methyl-1-butene		303.15	0.3450	101.33	OX
C_5H_6	C_5H_{12}	Isopentane		299.35	0.3620	101.33	OX
		1,3-Cyclopentadiene					
	C_5H_{10}	2-Methyl-2-butene		310.85	0.3000	101.33	OX
C_5H_8	C_5H_{12}	Pentane		307.75	0.1959	101.30	OX
		2-Methyl-1,3-butadiene					
	C_5H_{12}	Pentane		310.55	0.7421	114.66	OX
C_5H_8	$C_6F_{15}N$	Tris(perfluoroethyl)amine		303.35	0.8200	101.33	EX
		3-Methyl-1-butyne					
C_5H_8	C_5H_{12}	Isopentane		297.15	0.5650	101.33	OX
		1-Pentyne					
	C_5H_{10}	2-Methyl-2-butene		310.95	0.3300	101.33	OX
	C_5H_{12}	Pentane		307.55	0.3050	101.33	OX

Molecular Formula		Name	T_{Az}/K	$y_{1,Az}$	P_{Az}/kPa	Type
Comp. 1	Comp. 2					
C_5H_8O		Cyclopentanone				
	$C_5H_{12}O$	3-Methyl-1-butanol	402.02	0.5944	101.33	OX
	$C_5H_{12}O$	1-Pentanol	403.84	0.9196	101.33	OX
$C_5H_8O_2$		Methyl methacrylate				
	C_7H_{16}	Heptane	366.35	0.4597	99.94	OX
	C_8H_{18}	Octane	373.70	0.9651	100.16	OX
C_5H_{10}		2-Methyl-1-butene				
	$C_6F_{15}N$	Tris(perfluoroethyl)amine	301.95	0.8450	101.33	OX
C_5H_{10}		2-Methyl-2-butene				
	$C_6F_{15}N$	Tris(perfluoroethyl)amine	307.65	0.8170	101.33	OX
$C_5H_{10}O$		3-Methyl-3-buten-1-ol				
	C_6H_{12}	Cyclohexane	352.65	0.0215	101.10	OX
	$C_6H_{12}O_2$	4,4-Dimethyl-1,3-dioxane	403.05	0.7590	102.26	OX
	C_7H_8	Toluene	381.55	0.2391	101.60	OX
	C_7H_{16}	Heptane	370.00	0.2100	101.30	OX
$C_5H_{10}O$		2-Methyl-3-buten-2-ol				
	C_6H_{12}	Cyclohexane	350.15	0.1904	101.20	OX
	C_6H_{12}	1-Hexene	336.55	0.0479	101.30	OX
	C_7H_8	Toluene	366.55	0.7788	101.20	OX
$C_5H_{10}O$		3-Pentanone				
	C_7H_{14}	Methylcyclohexane	366.95	0.4441	99.82	OX
	$C_7H_{16}O$	2-Ethoxy-2-methylbutane	371.15	0.4764	100.21	OX
$C_5H_{10}O_2$		Propyl acetate				
	C_6H_{12}	Cyclohexane	353.15	0.0598	100.43	OX
	C_7H_{14}	Methylcyclohexane	368.40	0.4746	100.90	OX
	C_7H_{16}	Heptane	366.75	0.4215	101.38	OX
	$C_7H_{16}O$	2-Ethoxy-2-methylbutane	370.95	0.6529	100.03	OX
C_5H_{12}		Isopentane				
	$C_6F_{15}N$	Tris(perfluoroethyl)amine	299.65	0.9020	101.33	OX
$C_5H_{12}O$		2-Methyl-1-butanol				
	C_8H_{10}	<i>o</i> -Xylene	402.05	0.7417	101.87	OX
	C_8H_{10}	<i>m</i> -Xylene	400.65	0.6316	101.85	OX
	C_8H_{10}	<i>p</i> -Xylene	400.15	0.6273	101.07	OX
	C_8H_{10}	Ethylbenzene	398.75	0.5657	99.46	OX
$C_5H_{12}O$		3-Methyl-1-butanol				
	$C_6H_{10}O$	Cyclohexanone	404.87	0.9094	101.33	OX
	C_7H_8	Toluene	383.15	0.1250	101.33	OX
	$C_7H_{14}O_2$	Isopentyl acetate	403.95	0.9900	101.33	OX
	C_7H_{16}	Heptane	368.15	0.1016	95.06	OX
$C_5H_{12}O$		2-Methyl-2-butanol				
	C_6H_6	Benzene	352.35	0.1500	101.33	OX
	C_6H_{12}	Cyclohexane	351.95	0.1100	101.33	OX
	C_6H_{12}	Methylcyclopentane	344.75	0.0551	101.80	OX
	C_6H_{14}	Hexane	339.06	0.0436	93.55	OX
	C_7H_{14}	Methylcyclohexane	366.60	0.3965	99.87	OX
	C_7H_{16}	Heptane	348.15	0.3140	56.83	OX
	$C_7H_{16}O$	2-Ethoxy-2-methylbutane	369.85	0.3904	100.52	OX
		1-Pentanol				
$C_5H_{12}O$	$C_6H_{10}O$	Cyclohexanone	392.37	0.9748	53.32	OX
	$C_7H_{14}O_2$	Isopentyl acetate	407.45	0.6000	101.33	OX
	C_7H_{16}	Heptane	371.45	0.0576	101.33	OX
	C_8H_{18}	Octane	393.15	0.2847	101.33	OX
	C_9H_{20}	Nonane	404.45	0.6242	101.33	OX
	$C_{10}H_{22}$	Decane	410.65	0.9221	101.33	OX
$C_5H_{12}O$		3-Pentanol				
	C_7H_{16}	Heptane	368.15	0.2001	98.62	OX
$C_5H_{12}O_2$		Diethoxymethane				
	C_6H_{12}	Cyclohexane	353.21	0.1774	101.39	OX
	C_6H_{14}	Hexane	361.27	0.9101	102.30	OX

Molecular Formula		Name	T_{Az}/K	$y_{1,Az}$	P_{Az}/kPa	Type
Comp. 1	Comp. 2					
C_6F_6		Hexafluorobenzene				
	C_6H_6	Benzene	353.60	0.7600	101.33	OND
$C_6F_{15}N$	C_6H_6	Benzene	352.50	0.1832	101.33	OXD
		Tris(perfluoroethyl)amine				
	C_6H_6	Benzene	329.95	0.5900	101.33	EX
	C_6H_{12}	Cyclohexane	329.35	0.5690	101.33	EX
C_6H_5Br	C_6H_{14}	Hexane	327.65	0.4840	101.33	OX
		Bromobenzene				
C_6H_6	$C_6H_{12}O$	Cyclohexanol	403.15	0.7390	52.45	OX
		Benzene				
C_6H_6O	C_6H_{12}	Cyclohexane	353.15	0.5460	109.18	OX
	C_6H_{12}	Methylcyclopentane	333.15	0.1390	69.93	OX
	C_6H_{14}	Hexane	341.45	0.0500	101.33	OX
	C_7H_{16}	Heptane	353.25	0.9922	101.32	OX
	C_8H_{18}	2,2,4-Trimethylpentane	353.25	0.9751	101.32	OX
C_6H_6O		Phenol				
	C_6H_7N	Aniline	459.09	0.3884	101.33	ON
	C_6H_7N	2-Methylpyridine	458.33	0.7852	101.32	ON
	C_6H_7N	3-Methylpyridine	462.93	0.6918	101.32	ON
	C_7H_9N	Benzonitrile	465.11	0.2345	101.33	ON
	C_7H_6O	Benzaldehyde	447.00	0.6001	73.00	ON
	C_7H_9N	2,6-Dimethylpyridine	459.32	0.7539	101.32	ON
	C_8H_{18}	Octane	398.17	0.0690	101.32	OX
	C_9H_{12}	Propylbenzene	428.15	0.1150	91.85	OX
	C_9H_{12}	1,2,3-Trimethylbenzene	443.45	0.3936	101.33	OX
	C_9H_{12}	1,2,4-Trimethylbenzene	440.65	0.2409	101.33	OX
	C_9H_{12}	1,3,5-Trimethylbenzene	436.95	0.1828	101.33	OX
	C_9H_{18}	1-Nonene	413.15	0.1297	86.57	OX
	C_9H_{20}	Nonane	419.18	0.2180	101.32	OX
	$C_{10}H_{12}$	1,2,3,4-Tetrahydronaphthalene	448.15	0.9031	84.25	OX
	$C_{10}H_{14}$	Butylbenzene	447.05	0.5535	101.33	OX
	$C_{10}H_{14}$	<i>sec</i> -Butylbenzene	441.15	0.3129	101.33	OX
	$C_{10}H_{14}$	<i>tert</i> -Butylbenzene	439.95	0.2773	101.33	OX
	$C_{10}H_{14}$	Diethylbenzene (unspecified isomer)	446.45	0.4705	101.33	OX
	$C_{10}H_{14}$	<i>o</i> -Diethylbenzene	447.15	0.5565	101.33	OX
	$C_{10}H_{14}$	<i>m</i> -Diethylbenzene	445.95	0.5152	101.33	OX
	$C_{10}H_{14}$	1-Ethyl-3,5-dimethylbenzene	447.95	0.5840	101.33	OX
	$C_{10}H_{14}$	2-Ethyl-1,4-dimethylbenzene	447.95	0.5840	101.33	OX
	$C_{10}H_{14}$	Isobutylbenzene	441.75	0.3522	101.33	OX
	$C_{10}H_{14}$	1-Isopropyl-2-methylbenzene	443.75	0.4643	101.33	OX
	$C_{10}H_{14}$	1-Isopropyl-3-methylbenzene	443.05	0.4027	101.33	OX
	$C_{10}H_{14}$	1-Isopropyl-4-methylbenzene	443.65	0.4430	101.33	OX
	$C_{10}H_{14}$	1-Methyl-2-propylbenzene	447.75	0.5801	101.33	OX
	$C_{10}H_{14}$	1-Methyl-3-propylbenzene	446.35	0.5264	101.33	OX
	$C_{10}H_{14}$	1-Methyl-4-propylbenzene	447.15	0.5575	101.33	OX
	$C_{10}H_{14}$	1,2,3,5-Tetramethylbenzene	454.25	0.7957	101.33	OX
	$C_{10}H_{14}$	1,2,4,5-Tetramethylbenzene	453.36	0.7857	101.33	OX
	$C_{10}H_{18}$	<i>trans</i> -Decahydronaphthalene	443.15	0.5419	99.85	OX
	$C_{10}H_{22}$	Decane	434.15	0.4450	101.32	OX
	$C_{11}H_{16}$	1-Butyl-2-methylbenzene	455.55	0.8504	101.33	OX
	$C_{11}H_{16}$	1-Butyl-3-methylbenzene	454.15	0.8099	101.33	OX
	$C_{11}H_{16}$	1-Butyl-4-methylbenzene	454.55	0.8230	101.33	OX
	$C_{11}H_{22}$	1-Undecene	443.15	0.6426	92.31	OX
	$C_{12}H_{26}$	Dodecane	450.73	0.7900	101.32	OX
	$C_{14}H_{30}$	Tetradecane	452.48	0.9650	101.32	OX
C_6H_7N		Aniline				
	C_7H_8O	<i>o</i> -Cresol	464.29	0.0953	101.33	ON
	C_9H_{12}	1,2,3-Trimethylbenzene	444.65	0.3331	101.33	OX
	C_9H_{12}	1,2,4-Trimethylbenzene	441.80	0.1850	101.33	OX

Molecular Formula		Name	T_{Az}/K	$y_{1,Az}$	P_{Az}/kPa	Type
Comp. 1	Comp. 2					
	C_9H_{12}	1,3,5-Trimethylbenzene	437.68	0.1071	101.33	OX
	C_9H_{20}	Nonane	422.35	0.1770	101.33	OX
	$C_{10}H_{14}$	Butylbenzene	448.65	0.4993	101.33	OX
	$C_{10}H_{14}$	<i>sec</i> -Butylbenzene	443.15	0.3021	101.33	OX
	$C_{10}H_{14}$	<i>tert</i> -Butylbenzene	438.25	0.2104	101.33	OX
	$C_{10}H_{14}$	<i>o</i> -Diethylbenzene	448.75	0.5024	101.33	OX
	$C_{10}H_{14}$	<i>m</i> -Diethylbenzene	447.45	0.4584	101.33	OX
	$C_{10}H_{14}$	<i>p</i> -Diethylbenzene	448.85	0.5086	101.33	OX
	$C_{10}H_{14}$	1-Ethyl-3,5-dimethylbenzene	449.65	0.5310	101.33	OX
	$C_{10}H_{14}$	2-Ethyl-1,4-dimethylbenzene	449.65	0.5310	101.33	OX
	$C_{10}H_{14}$	Isobutylbenzene	442.75	0.2890	101.33	OX
	$C_{10}H_{14}$	1-Isopropyl-2-methylbenzene	445.95	0.4052	101.33	OX
	$C_{10}H_{14}$	1-Isopropyl-3-methylbenzene	444.15	0.3419	101.33	OX
	$C_{10}H_{14}$	1-Isopropyl-4-methylbenzene	445.35	0.3829	101.33	OX
	$C_{10}H_{14}$	1-Methyl-2-propylbenzene	449.45	0.5270	101.33	OX
	$C_{10}H_{14}$	1-Methyl-3-propylbenzene	447.85	0.4711	101.33	OX
	$C_{10}H_{14}$	1-Methyl-4-propylbenzene	448.75	0.5035	101.33	OX
	$C_{10}H_{14}$	1,2,3,5-Tetramethylbenzene	456.55	0.7504	101.33	OX
	$C_{10}H_{14}$	1,2,4,5-Tetramethylbenzene	455.36	0.7349	101.33	OX
	$C_{10}H_{22}$	Decane	440.43	0.4660	101.33	OX
	$C_{11}H_{16}$	1-Butyl-2-methylbenzene	458.15	0.8091	101.33	OX
	$C_{11}H_{16}$	1-Butyl-3-methylbenzene	456.55	0.7661	101.33	OX
	$C_{11}H_{16}$	1-Butyl-4-methylbenzene	457.05	0.7807	101.33	OX
	$C_{11}H_{24}$	Undecane	449.05	0.6970	101.33	OX
	$C_{12}H_{26}$	Dodecane	453.52	0.8220	101.33	OX
	$C_{13}H_{28}$	Tridecane	456.22	0.9300	101.33	OX
	$C_{14}H_{30}$	Tetradecane	457.05	0.9770	101.33	OX
C_6H_7N		2-Methylpyridine				
	C_8H_{18}	Octane	394.27	0.4610	101.33	OX
	C_9H_{20}	Nonane	402.35	0.8790	101.33	OX
C_6H_7N		3-Methylpyridine				
	C_7H_8O	<i>m</i> -Cresol	477.01	0.1556	101.32	ON
	C_7H_9N	2,6-Dimethylpyridine	416.64	0.2940	101.33	OX
C_6H_7N		4-Methylpyridine				
	C_7H_8O	<i>m</i> -Cresol	477.74	0.1822	101.32	ON
	C_7H_9N	2,6-Dimethylpyridine	417.08	0.2000	101.32	OX
$C_6H_{10}O$		Methyldihydropyran (unspecified isomer)				
	C_7H_8	Toluene	381.85	0.0207	101.30	OX
$C_6H_{10}O$		4-Methylenetetrahydropyran				
	C_7H_8	Toluene	381.15	0.5253	101.20	OX
$C_6H_{12}O$		Cyclohexanol				
	C_8H_{10}	<i>o</i> -Xylene	415.95	0.1426	101.33	OX
	C_8H_{10}	<i>m</i> -Xylene	411.85	0.0503	101.33	OX
	C_8H_{10}	<i>p</i> -Xylene	410.95	0.0505	101.33	OX
	C_9H_{20}	Nonane	410.20	0.3350	79.99	OX
$C_6H_{12}O_2$		Butyl acetate				
	C_8H_{16}	1-Octene	393.00	0.3030	101.33	OX
$C_6H_{12}O_2$		4,4-Dimethyl-1,3-dioxane				
	C_8H_{10}	<i>o</i> -Xylene	404.65	0.9662	101.30	OX
	C_8H_{18}	Octane	393.95	0.3343	101.20	OX
	C_9H_{20}	Nonane	402.15	0.8864	101.30	OX
	$C_{10}H_{22}$	Decane	405.35	0.9999	100.60	OX
$C_6H_{14}O$		1-Hexanol				
	C_8H_{18}	Octane	398.55	0.0886	101.33	OX
	C_9H_{20}	Nonane	416.95	0.3649	101.33	OX
	$C_{10}H_{22}$	Decane	427.05	0.7123	101.33	OX
$C_6H_{14}O_2$		2,2-Dimethoxybutane				
	C_7H_8	Toluene	380.15	0.9180	101.44	OX
C_7F_{16}		Perfluoroheptane				

Molecular Formula		Name	T_{Az}/K	$y_{1,Az}$	P_{Az}/kPa	Type
Comp. 1	Comp. 2					
C₇H₅N	C ₇ H ₁₆	Heptane	328.16	0.6100	53.60	OX
		Benzonitrile				
	C ₇ H ₈ O	<i>o</i> -Cresol	468.91	0.5100	101.33	ON
	C ₇ H ₈ O	<i>m</i> -Cresol	476.10	0.1441	101.33	ON
C₇H₈O	C ₇ H ₈ O	<i>p</i> -Cresol	476.95	0.0898	101.33	ON
	C ₈ H ₁₀ O	2,6-Xylenol	477.15	0.0807	101.33	ON
		<i>o</i>-Cresol				
	C ₈ H ₁₁ N	2,4,6-Trimethylpyridine	470.35	0.6561	101.33	ON
C₇H₈O	C ₁₀ H ₁₄	<i>sec</i> -Butylbenzene	444.65	0.0938	101.33	OX
	C ₁₀ H ₁₄	Diethylbenzene (unspecified isomer)	453.10	0.2694	101.33	OX
	C ₁₀ H ₁₄	1,2,4,5-Tetramethylbenzene	462.37	0.6273	101.33	OX
	C ₁₀ H ₂₂	Decane	433.15	0.3100	78.71	OX
	C ₁₁ H ₂₂	1-Undecene	448.15	0.5516	83.07	OX
	C ₁₁ H ₂₄	Undecane	433.15	0.5800	56.40	OX
	C ₁₂ H ₂₆	Dodecane	458.15	0.8466	93.55	OX
		<i>m</i>-Cresol				
	C ₇ H ₉ N	2,6-Dimethylpyridine	475.66	0.9869	101.32	ON
	C ₉ H ₇ N	Quinoline	511.20	0.0356	101.33	ON
C₇H₈O	C ₉ H ₂₀	Nonane	413.15	0.0400	76.54	OX
	C ₁₀ H ₈	Naphthalene	474.65	0.9680	101.33	OX
	C ₁₀ H ₁₂	1,2,3,4-Tetrahydronaphthalene	468.45	0.5900	93.10	OX
	C ₁₀ H ₁₄	<i>sec</i> -Butylbenzene	445.85	0.0136	101.33	OX
	C ₁₀ H ₁₄	Diethylbenzene (unspecified isomer)	454.10	0.1010	101.33	OX
	C ₁₀ H ₁₄	1,2,4,5-Tetramethylbenzene	466.87	0.3591	101.33	OX
	C ₁₀ H ₂₂	Decane	433.15	0.2170	75.85	OX
		<i>p</i>-Cresol				
	C ₁₀ H ₈	Naphthalene	474.55	0.9414	101.33	OX
	C ₁₀ H ₁₄	<i>sec</i> -Butylbenzene	446.05	0.0186	101.33	OX
C₇H₈O	C ₁₀ H ₁₄	Diethylbenzene (unspecified isomer)	454.50	0.1105	101.33	OX
		Benzyl alcohol				
C₇H₈O	C ₁₀ H ₂₂	Decane	445.75	0.2490	101.33	OX
C₇H₉N		2-Methylaniline				
	C ₁₀ H ₂₂	Decane	446.91	0.1770	101.33	OX
	C ₁₁ H ₂₄	Undecane	461.40	0.4930	101.33	OX
	C ₁₂ H ₂₆	Dodecane	468.90	0.7650	101.33	OX
	C ₁₃ H ₂₈	Tridecane	472.55	0.9070	101.33	OX
C₇H₁₄O₂		Pentyl acetate				
C₇H₁₆O	C ₉ H ₂₀	Nonane	419.20	0.5380	101.32	OX
		1-Heptanol				
	C ₉ H ₂₀	Nonane	423.45	0.1071	101.33	OX
	C ₁₀ H ₂₂	Decane	438.75	0.4308	101.33	OX
C₈H₁₀	C ₁₁ H ₂₄	Undecane	447.85	0.8014	101.33	OX
		<i>o</i>-Xylene				
C₈H₁₀O	C ₉ H ₂₀	Nonane	417.40	0.8498	101.33	OX
		2,6-Xylenol				
	C ₉ H ₇ N	Quinoline	511.00	0.0890	101.33	ON
	C ₁₀ H ₈	Naphthalene	475.70	0.9381	101.33	OX
C₈H₁₀O	C ₁₀ H ₁₄	1,2,4,5-Tetramethylbenzene	468.85	0.3480	101.33	OX
		2,3-Xylenol				
	C ₉ H ₇ N	Quinoline	513.30	0.2684	101.33	ON
	C ₁₀ H ₈	Naphthalene	485.45	0.4123	101.33	OX
C₈H₁₀O		2,4-Xylenol				
	C ₉ H ₇ N	Quinoline	512.30	0.1717	101.33	ON
	C ₁₀ H ₈	Naphthalene	481.25	0.6435	101.33	OX
	C ₁₀ H ₁₄	1,2,4,5-Tetramethylbenzene	474.05	0.1869	101.33	OX
C₈H₁₀O		2,5-Xylenol				
	C ₉ H ₇ N	Quinoline	512.30	0.1717	101.33	ON
	C ₁₀ H ₈	Naphthalene	481.25	0.6435	101.33	OX
	C ₁₀ H ₁₄	1,2,4,5-Tetramethylbenzene	474.35	0.1763	101.33	OX

Molecular Formula		Name	T_{Az}/K	$y_{1,Az}$	P_{Az}/kPa	Type
Comp. 1	Comp. 2					
C₈H₁₀O	3,4-Xylenol					
	C ₉ H ₇ N	Isoquinoline	519.75	0.2955	101.33	ON
	C ₉ H ₇ N	Quinoline	514.77	0.3907	101.33	ON
	C ₁₀ H ₈	Naphthalene	490.95	0.1158	101.33	OX
	C ₁₀ H ₉ N	3-Methylisoquinoline	524.35	0.0811	101.33	ON
	C ₁₀ H ₉ N	2-Methylquinoline	521.17	0.1647	101.33	ON
	C ₁₀ H ₉ N	3-Methylquinoline	523.60	0.1152	101.33	ON
	C ₁₀ H ₉ N	7-Methylquinoline	525.85	0.0466	101.33	ON
	C ₁₁ H ₁₁ N	2,3-Dimethylquinoline	521.60	0.2113	101.33	ON
C₈H₁₀O	3,5-Xylenol					
	C ₉ H ₇ N	Isoquinoline	518.05	0.1915	101.33	ON
	C ₉ H ₇ N	Quinoline	513.58	0.3287	101.33	ON
	C ₁₀ H ₈	Naphthalene	489.33	0.2601	101.33	OX
	C ₁₀ H ₉ N	2-Methylquinoline	520.65	0.0094	101.33	ON
	C ₁₁ H ₁₁ N	2,3-Dimethylquinoline	520.70	0.0530	101.33	ON
C₈H₁₀O	2-Ethylphenol					
	C ₉ H ₇ N	Quinoline	511.75	0.1041	101.33	ON
	C ₁₀ H ₈	Naphthalene	478.35	0.8005	101.33	OX
	C ₁₀ H ₁₄	1,2,4,5-Tetramethylbenzene	471.45	0.3707	101.33	OX
C₈H₁₀O	3-Ethylphenol					
	C ₉ H ₇ N	Quinoline	512.70	0.2089	101.33	ON
	C ₁₀ H ₈	Naphthalene	483.45	0.5551	101.33	OX
	C ₁₀ H ₁₄	1,2,4,5-Tetramethylbenzene	475.95	0.1249	101.33	OX
C₈H₁₀O	4-Ethylphenol					
	C ₉ H ₇ N	Quinoline	513.45	0.2832	101.33	ON
	C ₁₀ H ₈	Naphthalene	486.10	0.3762	101.33	OX
C₈H₁₁N	2,4-Dimethylaniline					
	C ₁₁ H ₂₄	Undecane	468.13	0.1490	101.33	OX
	C ₁₂ H ₂₆	Dodecane	482.95	0.4520	101.33	OX
	C ₁₃ H ₂₈	Tridecane	488.43	0.7880	101.33	OX
	C ₁₄ H ₃₀	Tetradecane	490.53	0.9840	101.33	OX
C₈H₁₈O	1-Octanol					
	C ₁₀ H ₂₂	Decane	446.45	0.1029	101.33	OX
	C ₁₁ H ₂₄	Undecane	460.05	0.4772	101.33	OX
	C ₁₂ H ₂₆	Dodecane	466.95	0.8836	101.33	OX
C₉H₇N	Isoquinoline					
	C ₁₁ H ₁₀	2-Methylnaphthalene	513.90	0.2074	101.33	OX
C₉H₇N	Quinoline					
	C ₉ H ₁₂ O	3-Isopropylphenol	514.70	0.6109	101.33	ON
	C ₉ H ₁₂ O	2-Isopropylphenol	512.75	0.8015	101.33	ON
	C ₉ H ₁₂ O	2-Propylphenol	513.60	0.7243	101.33	ON
	C ₉ H ₁₂ O	3-Propylphenol	514.70	0.6109	101.33	ON
	C ₉ H ₁₂ O	4-Propylphenol	515.35	0.5451	101.33	ON
	C ₁₀ H ₁₄ O	2-Butylphenol	515.70	0.5350	101.33	ON
	C ₁₀ H ₁₄ O	2- <i>tert</i> -Butylphenol	513.70	0.7299	101.33	ON
	C10	3- <i>tert</i> -Butylphenol	517.05	0.4315	101.33	ON
	C ₁₀ H ₁₄ O	4-Isobutylphenol	515.95	0.5061	101.33	ON
	C ₁₀ H ₁₄ O	2- <i>sec</i> -Butylphenol	514.70	0.6339	101.33	ON
	C ₁₀ H ₁₄ O	4- <i>sec</i> -Butylphenol	516.45	0.4551	101.33	ON
	C ₁₁ H ₁₀	2-Methylnaphthalene	511.05	0.9213	101.33	OX
	C ₁₁ H ₁₆ O	2- <i>tert</i> -Butyl-5-methylphenol	515.45	0.5854	101.33	ON
	C ₁₁ H ₁₆ O	2- <i>sec</i> -Butyl-4-methylphenol	516.10	0.5139	101.33	ON
C₉H₁₂	1,2,3-Trimethylbenzene					
	C ₁₀ H ₂₂	Decane	433.35	0.4010	72.54	OX
C₉H₁₂	1,2,4-Trimethylbenzene					
	C ₁₀ H ₂₂	Decane	433.35	0.8600	80.25	OX
C₉H₁₂O	2-Ethyl-4-methylphenol					
	C ₁₀ H ₈	Naphthalene	488.20	0.2218	101.33	OX
C₉H₁₂O	2-Ethyl-5-methylphenol					

Molecular Formula		Name	T_{Az}/K	$y_{1,Az}$	P_{Az}/kPa	Type
Comp. 1	Comp. 2					
C₉H₁₂O	C ₁₀ H ₈	Naphthalene	489.45	0.1710	101.33	OX
		2-Isopropylphenol				
C₉H₁₂O	C ₁₀ H ₈	Naphthalene	483.15	0.5102	101.33	OX
	C ₁₀ H ₁₄	1,2,4,5-Tetramethylbenzene	476.25	0.1036	101.33	OX
		2,4,6-Trimethylphenol				
C₉H₂₀O	C ₁₀ H ₈	Naphthalene	486.70	0.3161	101.33	OX
		1-Nonanol				
C₁₀H₂₂O	C ₁₁ H ₂₄	Undecane	468.45	0.0925	101.33	OX
	C ₁₂ H ₂₆	Dodecane	480.65	0.5235	101.33	OX
		1-Decanol				
	C ₁₂ H ₂₆	Dodecane	489.25	0.1068	101.33	OX

VISCOSITY OF GASES

Marcia L. Huber and Allan H. Harvey

The following table gives the viscosity of some common gases as a function of temperature. Unless otherwise noted, the viscosity values refer to a pressure of 100 kPa (1 bar). The notation $P = 0$ indicates that the low-pressure limiting value is given. The difference between the viscosity at 100 kPa and the limiting value is

generally less than 2%. Uncertainties for the viscosities of gases in this table are generally less than 3%; uncertainty information on specific fluids can be found in the references. Viscosity is given in units of $\mu\text{Pa s}$; note that $1 \mu\text{Pa s} = 10^{-5}$ poise. Substances are listed in the modified Hill order (see Introduction).

		Viscosity in $\mu\text{Pa s}$						
		100 K	200 K	300 K	400 K	500 K	600 K	Ref.
	Air	7.1	13.3	18.5	23.1	27.1	30.8	1
Ar	Argon ($P = 0$)	8.1	15.9	22.7	28.6	33.9	38.8	2, 3*, 4*
BF ₃	Boron trifluoride		12.3	17.1	21.7	26.1	30.2	5
ClH	Hydrogen chloride			14.6	19.7	24.3		5
F ₆ S	Sulfur hexafluoride ($P = 0$)			15.3	19.7	23.8	27.6	6
H ₂	Normal hydrogen ($P = 0$)	4.1	6.8	8.9	10.9	12.8	14.5	3*, 7
D ₂	Deuterium ($P = 0$)	5.9	9.6	12.6	15.4	17.9	20.3	8
H ₂ O	Water ($P = 0$)			9.8	13.4	17.3	21.4	9
D ₂ O	Deuterium oxide ($P = 0$)			10.2	13.7	17.8	22.0	10
H ₂ S	Hydrogen sulfide			12.5	16.9	21.2	25.4	11
H ₃ N	Ammonia			10.2	14.0	17.9	21.7	12
He	Helium ($P = 0$)	9.6	15.1	19.9	24.3	28.3	32.2	13
Kr	Krypton ($P = 0$)		17.4	25.5	32.9	39.6	45.8	14
NO	Nitric oxide		13.8	19.2	23.8	28.0	31.9	5
N ₂	Nitrogen	7.0	12.9	17.9	22.2	26.1	29.6	1, 15*
N ₂ O	Nitrous oxide ($P = 0$)		10.0	15.0	19.8	24.1	27.9	16
Ne	Neon ($P = 0$)	14.4	24.1	31.9	38.6	44.8	50.6	17
O ₂	Oxygen	7.7	14.7	20.7	25.8	30.5	34.7	1
O ₂ S	Sulfur dioxide		8.6	12.9	17.5	21.7		5
Xe	Xenon ($P = 0$)		15.7	23.2	30.5	37.2	43.5	3*, 14
CO	Carbon monoxide	6.7	12.9	17.8	22.1	25.8	29.1	5
CO ₂	Carbon dioxide		10.1	15.0	19.7	24.0	28.0	18
CHCl ₃	Chloroform			10.2	13.7	16.9	20.1	5
CH ₄	Methane ($P = 0$)	3.9	7.7	11.1	14.2	17.0	19.5	3*, 19
CH ₃ O	Methanol ($P = 0$)		6.6	9.7	13.0	16.4	19.8	20
C ₂ H ₂	Acetylene			10.4	13.5	16.5		5
C ₂ H ₄	Ethylene		7.0	10.4	13.6	16.5	19.2	21
C ₂ H ₆	Ethane		6.4	9.4	12.2	14.8	17.1	22
C ₂ H ₆ O	Ethanol				11.6	14.5	17.0	5
C ₃ H ₈	Propane			8.2	10.8	13.3	15.6	23
C ₄ H ₁₀	Butane			7.5	9.9	12.2	14.5	24
C ₄ H ₁₀	Isobutane			7.5	9.9	12.2	14.4	25
C ₄ H ₁₀ O	Diethyl ether			7.6	10.1	12.4		5
C ₅ H ₁₂	Pentane			6.7	9.2	11.4	13.4	5
C ₆ H ₁₄	Hexane				8.6	10.8	12.8	5

* More accurate data covering a restricted temperature range.

References

- Lemmon, E. W., and Jacobsen, R. T., Viscosity and thermal conductivity equations for nitrogen, oxygen, argon, and air, *Int. J. Thermophys.* 25, 21, 2004.
- Vogel, E., Jäger, B., Hellmann, R., and Bich, E., *Ab initio* pair potential energy curve for the argon atom pair and thermophysical properties for the dilute argon gas. II. Thermophysical properties for low-density argon, *Mol. Phys.* 108, 3335, 2010.
- May, E. F., Berg, R. F., and Moldover, M. R., Reference viscosities of H₂, CH₄, Ar, and Xe at low densities, *Int. J. Thermophys.* 28, 1085, 2007.
- Vogel, E., Reference Viscosity of Argon at Low Density in the Temperature Range from 290 K to 680 K, *Int. J. Thermophys.* 31, 447, 2010.
- Ho, C. Y., Ed., *Properties of Inorganic and Organic Fluids, CINDAS Data Series on Materials Properties*, Vol. V-1, Hemisphere Publishing Corp., New York, 1988.
- Strehlow, T., and Vogel, E., Temperature dependence and initial density dependence of the viscosity of sulfur hexafluoride, *Physica A* 161, 101, 1989.
- Mehl, J. B., Huber, M. L., and Harvey, A. H., *Ab Initio* transport coefficients of gaseous hydrogen, *Int. J. Thermophys.* 31, 740, 2010.

8. Assael, M. J., Mixafendi, M., and Wakeham, W. A., The viscosity of normal deuterium in the limit of zero density, *J. Phys. Chem. Ref. Data* 16, 189, 1987.
9. Huber, M. L., Perkins, R. A., Laesecke, A., Friend, D. G., Sengers, J. V., Assael, M. J., Metaxa, I. M., Vogel, E., Mares, R., and Miyagawa, K., New international formulation for the viscosity of water, *J. Phys. Chem. Ref. Data* 38, 101, 2009.
10. Matsunaga, N., and Nagashima, A., Transport properties of liquid and gaseous D₂O over a wide range of temperature and pressure, *J. Phys. Chem. Ref. Data* 12, 933, 1983.
11. Schmidt, K. A. G., Quinones-Cisneros, S. E., Carroll, J. J., and Kvamme, B., Hydrogen sulfide viscosity modeling, *Energy & Fuels* 22, 3424, 2008.
12. Fenghour, A., Wakeham, W. A., Vesovic, V., Watson, J. T. R., Millat, J., and Vogel, E., The viscosity of ammonia, *J. Phys. Chem. Ref. Data* 24, 1649, 1995.
13. Cencek, W., Komasa, J., Przybytek, M., Mehl, J. B., Jeziorski, B., and Szalewicz, K., Effects of aadiabatic, relativistic, and quantum electrodynamics interactions in helium dimer on thermophysical properties of helium, *J. Chem. Phys.*, to be submitted (2011).
14. Bich, E., Millat, J., and Vogel, E., The viscosity and thermal conductivity of pure monatomic gases from their normal boiling point up to 5000 K in the limit of zero density and at 0.101325 MPa, *J. Phys. Chem. Ref. Data* 19, 1289, 1990.
15. Seibt, D., Herrmann, S., Vogel, E., Bich, E., and Hassel, E., Simultaneous measurements on helium and nitrogen with a newly designed viscometer-densimeter over a wide range of temperature and pressure, *J. Chem. Eng. Data* 54, 2626, 2009.
16. Millat, J., Vesovic, V., and Wakeham, W. A., The viscosity of nitrous oxide and tetrafluoromethane in the limit of zero density, *Int. J. Thermophys.* 12, 265, 1991.
17. Bich, E., Hellmann, R., and Vogel, E., *Ab initio* potential energy curve for the neon atom pair and thermophysical properties for the dilute neon gas. II. Thermophysical properties for low-density neon, *Mol. Phys.* 106, 813, 2008.
18. Fenghour, A., Wakeham, W. A., and Vesovic, V., The viscosity of carbon dioxide, *J. Phys. Chem. Ref. Data* 27, 31, 1998.
19. Hellmann, R., Bich, E., Vogel, E., Dickinson, A. S., and Vesovic, V., Calculation of the transport and relaxation properties of methane. I. Shear viscosity, viscomagnetic effects, and self-diffusion, *J. Chem. Phys.* 129, 064302, 2008.
20. Xiang, H.-W., Huber, M. L., and Laesecke, A., A new reference correlation for the viscosity of methanol, *J. Phys. Chem. Ref. Data* 35, 1597, 2006.
21. Holland, P. M., Eaton, B. E., and Hanley, H. J. M., A correlation of the viscosity and thermal conductivity data of gaseous and liquid ethylene, *J. Phys. Chem. Ref. Data* 12, 917, 1983.
22. Friend, D. G., Ingham, H., and Ely, J. F., Thermophysical properties of ethane, *J. Phys. Chem. Ref. Data* 20, 275, 1991.
23. Vogel, E., Küchenmeister, C., Bich, E., and Laesecke, A., Reference correlation of the viscosity of propane, *J. Phys. Chem. Ref. Data* 27, 947, 1998.
24. Vogel, E., Küchenmeister, C., and Bich, E., Viscosity for n-butane in the fluid region, *High Temp. – High Press.* 31, 173, 1999.
25. Vogel, E., Küchenmeister, C., and Bich, E., Viscosity correlation for isobutane over wide ranges of the fluid region, *Int. J. Thermophys.* 21, 343, 2000.

VISCOSITY OF LIQUIDS

The absolute viscosity of some common liquids at temperatures between -25 and $100\text{ }^{\circ}\text{C}$ is given in this table. Values were derived by fitting experimental data to suitable expressions for the temperature dependence. The substances are arranged by molecular formula in the modified Hill order (see Preface). All values are given in units of millipascal seconds (mPa s); this unit is identical to centipoise (cp).

Viscosity values correspond to a nominal pressure of 1 atmosphere. If a value is given at a temperature above the normal boiling point, the applicable pressure is understood to be the vapor pressure of the liquid at that temperature. A few values are given at a temperature slightly below the normal freezing point; these refer to the supercooled liquid.

The accuracy ranges from 1% in the best cases to 5 to 10% in the worst cases. Additional significant figures are included in the table to facilitate interpolation.

References

1. Viswanath, D. S., and Natarajan, G., *Data Book on the Viscosity of Liquids*, Hemisphere Publishing Corp., New York, 1989.
2. Daubert, T. E., Danner, R. P., Sibul, H. M., and Stebbins, C. C., *Physical and Thermodynamic Properties of Pure Compounds: Data Compilation*, extant 1994 (core with 4 supplements), Taylor & Francis, Bristol, PA (also available as database).
3. Ho, C. Y., Ed., *CINDAS Data Series on Material Properties*, Vol. V-1, *Properties of Inorganic and Organic Fluids*, Hemisphere Publishing Corp., New York, 1988.
4. Stephan, K., and Lucas, K., *Viscosity of Dense Fluids*, Plenum Press, New York, 1979.
5. Vargaftik, N. B., *Tables of Thermophysical Properties of Liquids and Gases*, 2nd Ed., John Wiley, New York, 1975.

Molecular Formula	Name	Viscosity in mPa s					
		−25 °C	0 °C	25 °C	50 °C	75 °C	100 °C
<i>Compounds not containing carbon</i>							
Br ₂	Bromine		1.252	0.944	0.746		
Cl ₃ HSi	Trichlorosilane		0.415	0.326			
Cl ₃ P	Phosphorous trichloride	0.870	0.662	0.529	0.439		
Cl ₄ Si	Tetrachlorosilane			99.4	96.2		
H ₂ O	Water		1.793	0.890	0.547	0.378	0.282
H ₄ N ₂	Hydrazine			0.876	0.628	0.480	0.384
Hg	Mercury			1.526	1.402	1.312	1.245
NO ₂	Nitrogen dioxide		0.532	0.402			
<i>Compounds containing carbon</i>							
CCl ₃ F	Trichlorofluoromethane	0.740	0.539	0.421			
CCl ₄	Tetrachloromethane		1.321	0.908	0.656	0.494	
CS ₂	Carbon disulfide		0.429	0.352			
CHBr ₃	Tribromomethane			1.857	1.367	1.029	
CHCl ₃	Trichloromethane	0.988	0.706	0.537	0.427		
CHN	Hydrogen cyanide		0.235	0.183			
CH ₂ Br ₂	Dibromomethane	1.948	1.320	0.980	0.779	0.652	
CH ₂ Cl ₂	Dichloromethane	0.727	0.533	0.413			
CH ₂ O ₂	Formic acid			1.607	1.030	0.724	0.545
CH ₃ I	Iodomethane		0.594	0.469			
CH ₃ NO	Formamide		7.114	3.343	1.833		
CH ₃ NO ₂	Nitromethane	1.311	0.875	0.630	0.481	0.383	0.317
CH ₄ O	Methanol	1.258	0.793	0.544			
CH ₅ N	Methylamine	0.319	0.231				
C ₂ Cl ₃ F ₃	1,1,2-Trichlorotrifluoro-ethane	1.465	0.945	0.656	0.481		
C ₂ Cl ₄	Tetrachloroethylene		1.114	0.844	0.663	0.535	0.442
C ₂ HCl ₃	Trichloroethylene		0.703	0.545	0.444	0.376	
C ₂ HCl ₅	Pentachloroethane		3.761	2.254	1.491	1.061	
C ₂ HF ₃ O ₂	Trifluoroacetic acid			0.808	0.571		
C ₂ H ₂ Cl ₂	<i>cis</i> -1,2-Dichloroethylene	0.786	0.575	0.445			
C ₂ H ₂ Cl ₂	<i>trans</i> -1,2-Dichloroethylene	0.522	0.398	0.317	0.261		
C ₂ H ₂ Cl ₄	1,1,1,2-Tetrachloroethane	3.660	2.200	1.437	1.006	0.741	0.570
C ₂ H ₃ ClF ₂	1-Chloro-1,1-difluoro-ethane	0.477	0.376				
C ₂ H ₃ ClO	Acetyl chloride			0.368	0.294		
C ₂ H ₃ Cl ₃	1,1,1-Trichloroethane	1.847	1.161	0.793	0.578	0.428	
C ₂ H ₃ N	Acetonitrile		0.400	0.369	0.284	0.234	
C ₂ H ₄ Br ₂	1,2-Dibromoethane			1.595	1.116	0.837	0.661

Molecular Formula	Name	Viscosity in mPa s					
		-25 °C	0 °C	25 °C	50 °C	75 °C	100 °C
C ₂ H ₄ Cl ₂	1,1-Dichloroethane			0.464	0.362		
C ₂ H ₄ Cl ₂	1,2-Dichloroethane		1.125	0.779	0.576	0.447	
C ₂ H ₄ O ₂	Acetic acid			1.056	0.786	0.599	0.464
C ₂ H ₄ O ₂	Methyl formate		0.424	0.325			
C ₂ H ₅ Br	Bromoethane	0.635	0.477	0.374			
C ₂ H ₅ Cl	Chloroethane	0.416	0.319				
C ₂ H ₅ I	Iodoethane		0.723	0.556	0.444	0.365	
C ₂ H ₅ NO	<i>N</i> -Methylformamide		2.549	1.678	1.155	0.824	0.606
C ₂ H ₅ NO ₂	Nitroethane	1.354	0.940	0.688	0.526	0.415	0.337
C ₂ H ₆ O	Ethanol	3.262	1.786	1.074	0.694	0.476	
C ₂ H ₆ OS	Dimethyl sulfoxide			1.987	1.290		
C ₂ H ₆ O ₂	Ethylene glycol			16.1	6.554	3.340	1.975
C ₂ H ₆ S	Dimethyl sulfide		0.356	0.284			
C ₂ H ₆ S	Ethanethiol		0.364	0.287			
C ₂ H ₇ N	Dimethylamine	0.300	0.232				
C ₂ H ₇ NO	Ethanolamine			21.1	8.560	3.935	1.998
C ₃ H ₅ Br	3-Bromopropene		0.620	0.471	0.373		
C ₃ H ₅ Cl	3-Chloropropene		0.408	0.314			
C ₃ H ₅ ClO	Epichlorohydrin	2.492	1.570	1.073	0.781	0.597	0.474
C ₃ H ₅ N	Propanenitrile			0.294	0.240	0.202	
C ₃ H ₆ O	Acetone	0.540	0.395	0.306	0.247		
C ₃ H ₆ O	Allyl alcohol			1.218	0.759	0.505	
C ₃ H ₆ O	Propanal			0.321	0.249		
C ₃ H ₆ O ₂	Ethyl formate		0.506	0.380	0.300		
C ₃ H ₆ O ₂	Methyl acetate		0.477	0.364	0.284		
C ₃ H ₆ O ₂	Propanoic acid		1.499	1.030	0.749	0.569	0.449
C ₃ H ₇ Br	1-Bromopropane		0.645	0.489	0.387		
C ₃ H ₇ Br	2-Bromopropane		0.612	0.458	0.359		
C ₃ H ₇ Cl	1-Chloropropane		0.436	0.334			
C ₃ H ₇ Cl	2-Chloropropane		0.401	0.303			
C ₃ H ₇ I	1-Iodopropane		0.970	0.703	0.541	0.436	0.363
C ₃ H ₇ I	2-Iodopropane		0.883	0.653	0.506	0.407	
C ₃ H ₇ NO	<i>N,N</i> -Dimethylformamide		1.176	0.794	0.624		
C ₃ H ₇ NO ₂	1-Nitropropane	1.851	1.160	0.798	0.589	0.460	0.374
C ₃ H ₈ O	1-Propanol	8.645	3.815	1.945	1.107	0.685	
C ₃ H ₈ O	2-Propanol		4.619	2.038	1.028	0.576	
C ₃ H ₈ O ₂	1,2-Propylene glycol		248	40.4	11.3	4.770	2.750
C ₃ H ₈ O ₃	Glycerol			934	152	39.8	14.8
C ₃ H ₈ S	1-Propanethiol		0.503	0.385			
C ₃ H ₈ S	2-Propanethiol		0.477	0.357	0.280		
C ₃ H ₉ N	Propylamine			0.376			
C ₃ H ₉ N	Isopropylamine		0.454	0.325			
C ₄ H ₄ O	Furan	0.661	0.475	0.361			
C ₄ H ₅ N	Pyrrole		2.085	1.225	0.828	0.612	
C ₄ H ₆ O ₃	Acetic anhydride		1.241	0.843	0.614	0.472	0.377
C ₄ H ₇ N	Butanenitrile			0.553	0.418	0.330	0.268
C ₄ H ₈ O	2-Butanone	0.720	0.533	0.405	0.315	0.249	
C ₄ H ₈ O	Tetrahydrofuran	0.849	0.605	0.456	0.359		
C ₄ H ₈ O ₂	1,4-Dioxane			1.177	0.787	0.569	
C ₄ H ₈ O ₂	Ethyl acetate		0.578	0.423	0.325	0.259	
C ₄ H ₈ O ₂	Methyl propionate		0.581	0.431	0.333	0.266	
C ₄ H ₈ O ₂	Propyl formate		0.669	0.485	0.370	0.293	
C ₄ H ₈ O ₂	Butanoic acid		2.215	1.426	0.982	0.714	0.542
C ₄ H ₈ O ₂	2-Methylpropanoic acid		1.857	1.226	0.863	0.639	0.492
C ₄ H ₈ O ₂ S	Sulfolane				6.280	3.818	2.559
C ₄ H ₈ S	Tetrahydrothiophene			0.973	0.912		
C ₄ H ₉ Br	1-Bromobutane		0.815	0.606	0.471	0.379	
C ₄ H ₉ Cl	1-Chlorobutane		0.556	0.422	0.329	0.261	
C ₄ H ₉ N	Pyrrolidine	1.914	1.071	0.704	0.512		
C ₄ H ₉ NO	<i>N,N</i> -Dimethylacetamide			1.927			

Molecular Formula	Name	Viscosity in mPa s					
		-25 °C	0 °C	25 °C	50 °C	75 °C	100 °C
C ₄ H ₉ NO	Morpholine			2.021	1.247	0.850	0.627
C ₄ H ₁₀ O	1-Butanol	12.19	5.185	2.544	1.394	0.833	0.533
C ₄ H ₁₀ O	2-Butanol			3.096	1.332	0.698	0.419
C ₄ H ₁₀ O	2-Methyl-2-propanol			4.312	1.421	0.678	
C ₄ H ₁₀ O	Diethyl ether		0.283	0.224			
C ₄ H ₁₀ O ₃	Diethylene glycol			30.200	11.130	4.917	2.505
C ₄ H ₁₀ S	Diethyl sulfide		0.558	0.422	0.331	0.267	
C ₄ H ₁₁ N	Butylamine		0.830	0.574	0.409	0.298	
C ₄ H ₁₁ N	Isobutylamine		0.770	0.571	0.367		
C ₄ H ₁₁ N	Diethylamine			0.319	0.239		
C ₄ H ₁₁ NO ₂	Diethanolamine				109.5	28.7	9.100
C ₅ H ₄ O ₂	Furfural		2.501	1.587	1.143	0.906	0.772
C ₅ H ₅ N	Pyridine		1.361	0.879	0.637	0.497	0.409
C ₅ H ₁₀	1-Pentene	0.313	0.241	0.195			
C ₅ H ₁₀	2-Methyl-2-butene		0.255	0.203			
C ₅ H ₁₀	Cyclopentane		0.555	0.413	0.321		
C ₅ H ₁₀ O	Mesityl oxide	1.291	0.838	0.602	0.465	0.381	0.326
C ₅ H ₁₀ O	2-Pentanone		0.641	0.470	0.362	0.289	0.238
C ₅ H ₁₀ O	3-Pentanone		0.592	0.444	0.345	0.276	0.227
C ₅ H ₁₀ O ₂	Butyl formate		0.937	0.644	0.472	0.362	0.289
C ₅ H ₁₀ O ₂	Propyl acetate		0.768	0.544	0.406	0.316	0.255
C ₅ H ₁₀ O ₂	Ethyl propanoate		0.691	0.501	0.380	0.299	0.242
C ₅ H ₁₀ O ₂	Methyl butanoate		0.759	0.541	0.406	0.318	0.257
C ₅ H ₁₀ O ₂	Methyl isobutanoate		0.672	0.488	0.373	0.296	
C ₅ H ₁₁ N	Piperidine			1.573	0.958	0.649	0.474
C ₅ H ₁₂	Pentane	0.351	0.274	0.224			
C ₅ H ₁₂	Isopentane	0.376	0.277	0.214			
C ₅ H ₁₂ O	1-Pentanol	25.4	8.512	3.619	1.820	1.035	0.646
C ₅ H ₁₂ O	2-Pentanol			3.470	1.447	0.761	0.465
C ₅ H ₁₂ O	3-Pentanol			4.149	1.473	0.727	0.436
C ₅ H ₁₂ O	2-Methyl-1-butanol			4.453	1.963	1.031	0.612
C ₅ H ₁₂ O	3-Methyl-1-butanol		8.627	3.692	1.842	1.031	0.631
C ₅ H ₁₃ N	Pentylamine		1.030	0.702	0.493	0.356	
C ₆ F ₆	Hexafluorobenzene			2.789	1.730	1.151	
C ₆ H ₄ Cl ₂	<i>o</i> -Dichlorobenzene		1.958	1.324	0.962	0.739	0.593
C ₆ H ₄ Cl ₂	<i>m</i> -Dichlorobenzene		1.492	1.044	0.787	0.628	0.525
C ₆ H ₅ Br	Bromobenzene		1.560	1.074	0.798	0.627	0.512
C ₆ H ₅ Cl	Chlorobenzene	1.703	1.058	0.753	0.575	0.456	0.369
C ₆ H ₅ ClO	<i>o</i> -Chlorophenol			3.589	1.835	1.131	0.786
C ₆ H ₅ ClO	<i>m</i> -Chlorophenol				4.041		
C ₆ H ₅ F	Fluorobenzene		0.749	0.550	0.423	0.338	
C ₆ H ₅ I	Iodobenzene		2.354	1.554	1.117	0.854	0.683
C ₆ H ₅ NO ₂	Nitrobenzene		3.036	1.863	1.262	0.918	0.704
C ₆ H ₆	Benzene			0.604	0.436	0.335	
C ₆ H ₆ ClN	<i>o</i> -Chloroaniline			3.316	1.913	1.248	0.887
C ₆ H ₆ O	Phenol				3.437	1.784	1.099
C ₆ H ₇ N	Aniline			3.847	2.029	1.247	0.850
C ₆ H ₈ N ₂	Phenylhydrazine			13.0	4.553	1.850	0.848
C ₆ H ₁₀	Cyclohexene		0.882	0.625	0.467	0.364	
C ₆ H ₁₀ O	Cyclohexanone			2.017	1.321	0.919	0.671
C ₆ H ₁₁ N	Hexanenitrile			0.912	0.650	0.488	0.382
C ₆ H ₁₂	Cyclohexane			0.894	0.615	0.447	
C ₆ H ₁₂	Methylcyclopentane	0.927	0.653	0.479	0.364		
C ₆ H ₁₂	1-Hexene	0.441	0.326	0.252	0.202		
C ₆ H ₁₂ O	Cyclohexanol			57.5	12.3	4.274	1.982
C ₆ H ₁₂ O	2-Hexanone	1.300	0.840	0.583	0.429	0.329	0.262
C ₆ H ₁₂ O	4-Methyl-2-pentanone			0.545	0.406		
C ₆ H ₁₂ O ₂	Butyl acetate		1.002	0.685	0.500	0.383	0.305
C ₆ H ₁₂ O ₂	Isobutyl acetate			0.676	0.493	0.370	0.286
C ₆ H ₁₂ O ₂	Ethyl butanoate			0.639	0.453		

Molecular Formula	Name	Viscosity in mPa s					
		-25 °C	0 °C	25 °C	50 °C	75 °C	100 °C
C ₆ H ₁₂ O ₂	Diacetone alcohol	28.7	6.621	2.798	1.829	1.648	
C ₆ H ₁₂ O ₃	Paraldehyde			1.079	0.692	0.485	0.362
C ₆ H ₁₃ N	Cyclohexylamine			1.944	1.169	0.782	0.565
C ₆ H ₁₄	Hexane		0.405	0.300	0.240		
C ₆ H ₁₄	2-Methylpentane		0.372	0.286	0.226		
C ₆ H ₁₄	3-Methylpentane		0.395	0.306			
C ₆ H ₁₄ O	Dipropyl ether		0.542	0.396	0.304	0.242	
C ₆ H ₁₄ O	1-Hexanol			4.578	2.271	1.270	0.781
C ₆ H ₁₅ N	Triethylamine		0.455	0.347	0.273	0.221	
C ₆ H ₁₅ N	Dipropylamine		0.751	0.517	0.377	0.288	0.228
C ₆ H ₁₅ N	Diisopropylamine			0.393	0.300	0.237	
C ₆ H ₁₅ NO ₃	Triethanolamine			609	114	31.5	11.7
C ₇ H ₅ N	Benzonitrile			1.267	0.883	0.662	0.524
C ₇ H ₇ Cl	<i>o</i> -Chlorotoluene		1.390	0.964	0.710	0.547	0.437
C ₇ H ₇ Cl	<i>m</i> -Chlorotoluene		1.165	0.823	0.616	0.482	0.391
C ₇ H ₇ Cl	<i>p</i> -Chlorotoluene			0.837	0.621	0.483	0.390
C ₇ H ₈	Toluene	1.165	0.778	0.560	0.424	0.333	0.270
C ₇ H ₈ O	<i>o</i> -Cresol				3.035	1.562	0.961
C ₇ H ₈ O	<i>m</i> -Cresol			12.9	4.417	2.093	1.207
C ₇ H ₈ O	Benzyl alcohol			5.474	2.760	1.618	1.055
C ₇ H ₈ O	Anisole			1.056	0.747	0.554	0.427
C ₇ H ₉ N	<i>N</i> -Methylaniline		4.120	2.042	1.222	0.825	0.606
C ₇ H ₉ N	<i>o</i> -Methyl aniline		10.3	3.823	1.936	1.198	0.839
C ₇ H ₉ N	<i>m</i> -Methyl aniline		8.180	3.306	1.679	1.014	0.699
C ₇ H ₉ N	Benzylamine			1.624	1.080	0.769	0.577
C ₇ H ₁₄	Methylcyclohexane		0.991	0.679	0.501	0.390	0.316
C ₇ H ₁₄	1-Heptene		0.441	0.340	0.273	0.226	
C ₇ H ₁₄ O	2-Heptanone			0.714	0.407	0.297	
C ₇ H ₁₄ O ₂	Heptanoic acid			3.840	2.282	1.488	1.041
C ₇ H ₁₆	Heptane	0.757	0.523	0.387	0.301	0.243	
C ₇ H ₁₆	3-Methylhexane			0.350			
C ₇ H ₁₆ O	1-Heptanol			5.810	2.603	1.389	0.849
C ₇ H ₁₆ O	2-Heptanol			3.955	1.799	0.987	0.615
C ₇ H ₁₆ O	3-Heptanol				1.957	0.976	0.584
C ₇ H ₁₆ O	4-Heptanol			4.207	1.695	0.882	0.539
C ₇ H ₁₇ N	Heptylamine			1.314	0.865	0.600	0.434
C ₈ H ₈	Styrene		1.050	0.695	0.507	0.390	0.310
C ₈ H ₈ O	Acetophenone			1.681			0.634
C ₈ H ₈ O ₂	Methyl benzoate			1.857			
C ₈ H ₈ O ₃	Methyl salicylate					1.102	0.815
C ₈ H ₁₀	Ethylbenzene		0.872	0.631	0.482	0.380	0.304
C ₈ H ₁₀	<i>o</i> -Xylene		1.084	0.760	0.561	0.432	0.345
C ₈ H ₁₀	<i>m</i> -Xylene		0.795	0.581	0.445	0.353	0.289
C ₈ H ₁₀	<i>p</i> -Xylene			0.603	0.457	0.359	0.290
C ₈ H ₁₀ O	Phenetole			1.197	0.817	0.594	0.453
C ₈ H ₁₁ N	<i>N,N</i> -Dimethylaniline		1.996	1.300	0.911	0.675	0.523
C ₈ H ₁₁ N	<i>N</i> -Ethylaniline		3.981	2.047	1.231	0.825	0.596
C ₈ H ₁₆	Ethylcyclohexane		1.139	0.784	0.579		
C ₈ H ₁₆ O ₂	Octanoic acid			5.020	2.656	1.654	1.147
C ₈ H ₁₈	Octane		0.700	0.508	0.385	0.302	0.243
C ₈ H ₁₈ O	1-Octanol			7.288	3.232	1.681	0.991
C ₈ H ₁₈ O	4-Methyl-3-heptanol		1.904	1.085	0.702	0.497	0.375
C ₈ H ₁₈ O	5-Methyl-3-heptanol		2.052	1.178	0.762	0.536	0.401
C ₈ H ₁₈ O	2-Ethyl-1-hexanol		20.7	6.271	2.631	1.360	0.810
C ₈ H ₁₈ O	Dibutyl ether	1.417	0.918	0.637	0.466	0.356	0.281
C ₈ H ₁₉ N	Dibutylamine		1.509	0.918	0.619	0.449	0.345
C ₈ H ₁₉ N	Diisobutylamine		1.115	0.723	0.511	0.384	0.303
C ₉ H ₇ N	Quinoline			3.337	1.892	1.201	0.833
C ₉ H ₁₀	Indane		2.230	1.357	0.931	0.692	0.545
C ₉ H ₁₂	Cumene		1.075	0.737	0.547		

Molecular Formula	Name	Viscosity in mPa s					
		-25 °C	0 °C	25 °C	50 °C	75 °C	100 °C
C ₉ H ₁₄ O	Isophorone		4.201	2.329	1.415	0.923	0.638
C ₉ H ₁₈ O	5-Nonanone			1.199	0.834	0.619	0.484
C ₉ H ₁₈ O ₂	Nonanoic acid			7.011	3.712	2.234	1.475
C ₉ H ₂₀	Nonane		0.964	0.665	0.488	0.375	0.300
C ₉ H ₂₀ O	1-Nonanol			9.123	4.032		
C ₁₀ H ₁₀ O ₄	Dimethyl phthalate		63.2	14.4	5.309	2.824	1.980
C ₁₀ H ₁₄	Butylbenzene			0.950	0.683	0.515	
C ₁₀ H ₁₈	<i>cis</i> -Decahydronaphthalene	12.8	5.645	3.042	1.875	1.271	0.924
C ₁₀ H ₁₈	<i>trans</i> -Decahydronaphthalene	6.192	3.243	1.948	1.289	0.917	0.689
C ₁₀ H ₂₀ O ₂	Decanoic acid				4.327	2.651	
C ₁₀ H ₂₂	Decane	2.188	1.277	0.838	0.598	0.453	0.359
C ₁₀ H ₂₂ O	1-Decanol			10.9	4.590		
C ₁₁ H ₂₄	Undecane		1.707	1.098	0.763	0.562	0.433
C ₁₂ H ₁₀ O	Diphenyl ether				2.130	1.407	1.023
C ₁₂ H ₂₆	Dodecane		2.277	1.383	0.930	0.673	0.514
C ₁₃ H ₁₂	Diphenylmethane					1.265	0.929
C ₁₃ H ₂₈	Tridecane		2.909	1.724	1.129	0.796	0.594
C ₁₄ H ₃₀	Tetradecane			2.128	1.376	0.953	0.697
C ₁₆ H ₂₂ O ₄	Dibutyl phthalate	483	66.4	16.6	6.470	3.495	2.425
C ₁₆ H ₃₄	Hexadecane			3.032	1.879	1.260	0.899
C ₁₈ H ₃₈	Octadecane				2.487	1.609	1.132

VISCOSITY OF CARBON DIOXIDE ALONG THE SATURATION LINE

The table below gives the viscosity of gas and liquid CO₂ along the liquid–vapor saturation line.

References

1. Fenghour, A., Wakeham, W. A., and Vesovic, V., *J. Phys. Chem. Ref. Data* 27, 31, 1998.
2. Angus, S. et al., *International Tables for the Fluid State: Carbon Dioxide*, Pergamon Press, Oxford, 1976.

<i>T</i> /K	<i>P</i> /kPa	Gas $\eta/\mu\text{Pa s}$	Liquid $\eta/\mu\text{Pa s}$
205	227	10.33	
210	327	10.60	
215	465	10.87	
220	600	11.13	241.68
225	735	11.41	221.72
230	894	11.69	203.75
235	1075	11.98	187.48
240	1283	12.27	172.67
245	1519	12.58	159.13
250	1786	12.90	146.69
255	2085	13.24	135.20
260	2419	13.61	124.30
265	2790	14.02	114.63
270	3203	14.47	105.21
275	3658	14.99	96.44
280	4160	15.61	87.89
285	4712	16.37	79.64
290	5315	17.36	71.47
295	5984	18.79	63.01
300	6710	21.29	53.33
302	6997	23.52	48.30

VISCOSITY AND DENSITY OF AQUEOUS HYDROXIDE SOLUTIONS

The viscosity and density of aqueous hydroxide solutions at 25 °C are tabulated here as a function of concentration. Viscosity is given in millipascal second, which is equal to the c.g.s. unit centipoise (cP). The last entry in each column refers to the saturated solution.

Reference

Sipos, P. M., Hefter, G., and May, P. M., *J. Chem. Eng. Data* 45, 613, 2000.

Viscosity in mPa s

$c/\text{mol L}^{-1}$	LiOH	NaOH	KOH	CsOH	$(\text{CH}_3)_4\text{NOH}$
0.5	1.017	0.997	0.937	0.91	1.017
1.0	1.169	1.116	0.990	0.94	1.186
1.5	1.340	1.248	1.050	0.97	1.430
2.0	1.537	1.396	1.116	1.03	1.762
3.0	2.050	1.754	1.269	1.19	3.031
4.0	2.734	2.228	1.448	1.41	7.238
5.0		2.867	1.657	1.67	
6.0		3.727	1.902	1.98	
7.0		4.869	2.196	2.40	
8.0		6.351	2.554	3.09	
9.0		8.230	3.005	4.31	
10.0		10.554	3.581	6.46	
11.0		13.362	4.328		
12.0		16.677	5.303		
13.0		20.503	6.577		
14.0		24.826	8.235		
15.0		29.604			
16.0		34.767			
17.0		40.212			
18.0		45.800			
19.0		51.354			
Sat.	3.311	51.911	8.526		8.850

Density in g/cm³

$c/\text{mol L}^{-1}$	LiOH	NaOH	KOH	CsOH	$(\text{CH}_3)_4\text{NOH}$
0.5	1.012	1.019	1.022	1.063	0.999
1.0	1.025	1.040	1.045	1.128	1.002
1.5	1.038	1.059	1.068	1.193	1.005
2.0	1.050	1.078	1.090	1.257	1.009
3.0	1.072	1.115	1.133	1.383	1.019
4.0	1.093	1.149	1.174	1.508	1.030
5.0		1.182	1.214	1.632	
6.0		1.213	1.253	1.755	
7.0		1.243	1.290	1.876	
8.0		1.271	1.326	1.997	
9.0		1.299	1.362	2.117	
10.0		1.325	1.396	2.236	
11.0		1.350	1.429	2.354	
12.0		1.374	1.462	2.471	
13.0		1.397	1.494	2.587	
14.0		1.419	1.524	2.703	
15.0		1.441			
16.0		1.461			
17.0		1.481			
18.0		1.499			
19.0		1.517			
Sat.	1.109	1.519	1.529	2.800	1.032

VISCOSITY OF LIQUID METALS

This table gives the viscosity of several liquid metals as a function of temperature. Experimental data from some of the references was smoothed to produce the table. Viscosity is given in millipascal second (mPa s), which equals the c.g.s. unit centipoise (cP).

References

1. Shpil'rain, E. E., Yakimovich, K. A., Fomin, V. A., Skovorodjko, S. N., and Mozgovoï, A. G., in *Handbook of Thermodynamic and Transport Properties of the Alkali Metals*, Ohse, R. H., Ed., Blackwell Scientific Publishers, Oxford, 1985. [Li, Na, K, Rb, Cs]

2. Culpin, M. F., *Proc. Phys. Soc.* 70, 1079, 1957. [Ca]

3. *Landolt-Börnstein, Numerical Data and Functional Relationships in Science and Technology*, 6th Ed., II/5a, *Transport Phenomena I (Viscosity and Diffusion)*, Springer-Verlag, Heidelberg, 1961. [Au, Mg]

4. Assael, M. J., Kakosimos, K., Banish, R. M., Brillo, J., Egry, I., Brooks, R., Qusteded, P. N., Mills, K. C., Nagashima, A., Sato, Y., and Wakeham, W. A., *J. Phys. Chem. Ref. Data* 35, 285, 2006. [Al, Fe]

5. Assael, M. J., Kalyva, A. E., Antoniadis, K. D., Banish, R. M., Egry, I., Wu, J., Kaschnitz, E., and Wakeham, W. A., *J. Phys. Chem. Ref. Data* 39, 033105-1, 2010. [Cu, Sn]

6. Assael, M. J., Kalyva, A. E., Antoniadis, K. D., Banish, R. M., Egry, I., Wu, J., Kaschnitz, E., and Wakeham, W. A., *High Temp.-High Press.* 41, 161, 2012. [Sb, Bi, Pb, Ni, Ag]

7. Assael, M. J., Armyra, I. J., Brillo, J., Stankus, S. V., Wu, J., and Wakeham, W. A., *J. Phys. Chem. Ref. Data* 41, 033101-1, 2010. [Cd, Co, Ga, In, Hg, Si, Tl, Zn]

t/°C	Viscosity in mPa s							
	Lithium	Sodium	Potassium	Rubidium	Cesium	Gallium	Calcium	Magnesium
50				0.542	0.598			
100		0.687	0.441	0.435	0.469			
150		0.542	0.358	0.365	0.389			
200	0.566	0.451	0.303	0.316	0.334			
250	0.503	0.387	0.263	0.280	0.294			
300	0.453	0.341	0.234	0.252	0.264			
350	0.412	0.306	0.211	0.230	0.240	1.369		
400	0.379	0.278	0.193	0.212	0.221	1.158		
450	0.352	0.255	0.178	0.197	0.206	1.016		
500	0.328	0.237	0.166	0.185	0.192	0.915		
550	0.308	0.221	0.155	0.174	0.181	0.840		
600	0.290	0.208	0.146	0.165	0.171	0.783		
650	0.275	0.196	0.138	0.157	0.163	0.737		
700	0.261	0.186	0.132	0.150	0.156	0.700		1.10
750	0.249	0.177	0.126	0.143	0.149	0.669		0.96
800	0.238	0.170	0.120	0.138	0.143	0.643		0.84
850	0.228	0.163	0.115	0.133	0.138		1.107	0.74
900	0.219	0.156	0.111	0.128	0.134		0.959	0.67
950	0.211	0.151	0.107	0.124	0.129			
1000	0.204	0.146	0.104	0.120	0.125			
1050	0.197	0.141	0.101	0.117	0.122			
1100	0.191	0.137	0.098	0.114	0.119			
1150	0.185	0.133	0.095	0.111	0.116			
1200	0.180	0.129	0.092	0.108	0.113			
1250	0.175	0.126	0.090	0.105	0.110			
1300	0.170	0.123	0.088	0.103	0.108			
1350	0.166	0.120	0.086	0.101	0.106			
1400	0.162	0.117	0.084	0.099	0.104			
1450	0.158	0.115	0.082	0.097	0.102			
1500	0.155	0.113	0.081	0.095	0.100			
1550	0.151	0.110	0.079	0.093	0.098			
1600	0.148	0.108	0.078	0.092	0.097			
1650	0.145	0.106	0.076	0.090	0.095			
1700	0.142	0.105	0.075		0.094			
1750	0.139	0.103	0.074		0.092			
1800	0.137	0.101			0.091			
1850	0.135	0.100			0.090			
1900	0.132	0.098			0.089			
1950	0.130	0.097			0.088			
2000	0.128	0.096			0.086			

t/°C	Viscosity in mPa s								
	Aluminum	Cobalt	Copper	Gold	Indium	Iron	Nickel	Silver	Tin
250									1.77
300									1.55
350									1.39
400									1.27
450					1.748				1.17
500					1.521				1.09
550					1.357				1.02
600					1.234				0.97
650					1.139				0.92
700	1.24				1.063				0.88
750	1.13				1.001				0.85
800	1.04				0.951				0.82
850	0.96				0.908				0.79
900	0.90				0.871				0.77
950	0.84				0.840				0.75
1000					0.813				0.73
1050									
1100			3.92	5.130					
1150			3.61	4.874					
1200			3.34	4.640					
1250			3.11	4.429				4.05	
1300			2.91	4.240				3.75	
1350			2.73					3.49	
1400			2.58					3.27	
1450			2.44					3.08	
1500			2.31					2.91	
1550			2.20						
1600			2.10			5.22			
1650			2.01			4.79			
1700			1.92			4.42			
1750						4.09	5.01		
1800		4.543				3.79	4.64		
1850		4.123				3.54	4.31		
1900		3.761				3.31	4.02		
1950		3.446				3.10	3.77		
2000		3.172				2.92	3.54		
2050		2.932				2.75	3.34		
2100		2.719				2.60	3.15		
2150						2.46			
2200						2.34			
2250						2.22			

$t/^{\circ}\text{C}$	Viscosity in mPa s							
	Antimony	Bismuth	Cadmium	Lead	Mercury	Silicon	Thallium	Zinc
250					1.875			
300					1.531			
350					1.324			
400					1.187			
450					1.091			
500					1.020			
550		1.74			0.965			
600		1.55	2.708		0.921		2.434	
650		1.41	2.326	2.30			2.155	
700		1.30	2.043	2.07			1.941	3.737
750		1.21	1.825	1.88			1.773	3.254
800		1.14	1.654	1.73			1.638	2.883
850		1.08	1.516	1.61				2.591
900	1.43	1.03	1.403	1.51				2.356
950	1.30	0.98		1.43				2.164

$t/^{\circ}\text{C}$	Viscosity in mPa s							
	Antimony	Bismuth	Cadmium	Lead	Mercury	Silicon	Thallium	Zinc
1000	1.19	0.95		1.36				2.005
1050	1.10			1.29				1.871
1100	1.03			1.24				1.756
1150	0.96			1.19				
1200	0.91			1.15				
1250	0.86			1.11				
1300	0.81			1.08				
1350				1.05				
1400				1.02				
1450								
1500								
1550								
1600								
1650								
1700						0.605		
1750						0.571		
1800						0.541		
1850						0.514		
1900						0/490		

THERMAL CONDUCTIVITY OF GASES

Marcia L. Huber and Allan H. Harvey

The following table gives the thermal conductivity of some common gases as a function of temperature. Unless otherwise noted, the thermal conductivity values refer to a pressure of 100 kPa (1 bar) or to the saturation vapor pressure if that is less than 100 kPa. The notation $P = 0$ indicates that the low-pressure limiting value is given. The difference between the thermal conduc-

tivity at 100 kPa and the limiting value is generally less than 1%. Uncertainties for the thermal conductivities of gases in this table are generally less than 3%; uncertainty information on specific fluids can be found in the references. Thermal conductivity is given in units of $\text{mW m}^{-1} \text{K}^{-1}$. Substances are listed in the modified Hill order.

		Thermal Conductivity in $\text{mW m}^{-1} \text{K}^{-1}$						Ref.
		100 K	200 K	300 K	400 K	500 K	600 K	
	Air	9.5	18.5	26.4	33.5	39.9	46.0	1
Ar	Argon ($P = 0$)	6.3	12.4	17.7	22.4	26.5	30.3	2, 3*
BF_3	Boron trifluoride			19.0	24.6			4
ClH	Hydrogen chloride		9.2	14.5	19.5	24.0	28.1	4
F_6S	Sulfur hexafluoride ($P = 0$)			13.0	20.6	27.5	33.8	5
H_2	Normal hydrogen ($P = 0$)	68.2	132.8	186.6	230.9	270.9	309.1	6
H_2O	Water ($P = 0$)			18.6	26.1	35.6	46.2	7
D_2O	Deuterium oxide ($P = 0$)			18.2	26.6	36.3	47.6	8
H_2S	Hydrogen sulfide			14.6	20.5	26.4	32.4	4
H_3N	Ammonia			25.1	37.2	53.1	68.6	9
He	Helium ($P = 0$)	74.7	118.3	155.7	189.6	221.4	251.6	10
Kr	Krypton ($P = 0$)		6.5	9.5	12.3	14.8	17.1	11
NO	Nitric oxide		17.8	25.9	33.1	39.6	46.2	4
N_2	Nitrogen	9.4	18.3	26.0	32.8	39.0	44.8	1
N_2O	Nitrous oxide		9.8	17.4	26.0	34.1	41.8	4
Ne	Neon ($P = 0$)	22.3	37.4	49.4	59.9	69.5	78.5	12
O_2	Oxygen	9.1	18.2	26.5	34.0	41.0	47.7	1
O_2S	Sulfur dioxide			9.6	14.3	20.0	25.6	4
Xe	Xenon ($P = 0$)		3.7	5.5	7.2	8.8	10.3	3*, 11
CCl_2F_2	Dichlorodifluoromethane			9.9	15.0	20.1	25.2	13
CF_4	Tetrafluoromethane ($P = 0$)			16.0	24.1	32.2	39.9	5
CO	Carbon monoxide ($P = 0$)			25.0	32.3	39.2	45.7	14
CO_2	Carbon dioxide		9.6	16.8	25.2	33.5	41.6	15
CHCl_3	Trichloromethane			7.5	11.1	15.1		4
CH_4	Methane ($P = 0$)	10.4	21.8	34.4	50.0	68.4	88.6	16
CH_4O	Methanol				26.2	38.6	53.0	4
$\text{C}_2\text{Cl}_2\text{F}_4$	1,2-Dichloro-1,1,2,2-tetrafluoroethane			10.3	15.7	21.1		13
$\text{C}_2\text{Cl}_3\text{F}_3$	1,1,2-Trichloro-1,2,2-trifluoroethane			9.0	13.6	18.3		13
C_2H_2	Acetylene			21.4	33.3	45.4	56.8	4
C_2H_4	Ethylene		11.3	20.6	34.7	49.9	68.6	17
C_2H_6	Ethane		10.7	21.2	36.0	53.8	73.3	18
$\text{C}_2\text{H}_6\text{O}$	Ethanol			14.4	25.8	38.4	53.2	4
$\text{C}_3\text{H}_6\text{O}$	Acetone			11.5	20.2	30.6	42.7	4
C_3H_8	Propane			18.5	31.0	46.4	64.6	19
C_4F_8	Perfluorocyclobutane			12.5	19.5			13
C_4H_{10}	Butane			16.7	28.3	43.0	60.9	20
C_4H_{10}	Isobutane			17.1	28.9	43.2	60.2	21
$\text{C}_4\text{H}_{10}\text{O}$	Diethyl ether			15.1	25.0	37.1		4
C_5H_{12}	Pentane				24.9	37.8	52.7	4
C_6H_{14}	Hexane				23.4	35.4	48.7	4

* More accurate data covering a restricted temperature range.

References

1. Lemmon, E. W., and Jacobsen, R. T., Viscosity and Thermal Conductivity Equations for Nitrogen, Oxygen, Argon, and Air, *Int. J. Thermophys.* 25, 21, 2004.
2. Vogel, E., Jäger, B., Hellmann, R., and Bich, E., *Ab initio* Pair Potential Energy Curve for the Argon Atom Pair and Thermophysical Properties for the Dilute Argon Gas. II. Thermophysical Properties for Low-Density Argon, *Mol. Phys.* 108, 3335, 2010.
3. May, E. F., Berg, R. E., and Moldover, M. R., Reference Viscosities of H_2 , CH_4 , Ar, and Xe at Low Densities, *Int. J. Thermophys.* 28, 1085, 2007.
4. Ho, C. Y., Ed., *Properties of Inorganic and Organic Fluids, CINDAS Data Series on Materials Properties*, Vol. V-1, Hemisphere Publishing Corp., New York, 1988.
5. Uribe, F. J., Mason, E. A., and Kestin, J., Thermal Conductivity of Nine Polyatomic Gases at Low Density, *J. Phys. Chem. Ref. Data* 19, 1123, 1990.
6. Mehl, J. B., Huber, M. L., and Harvey, A. H., *Ab Initio* Transport Coefficients of Gaseous Hydrogen, *Int. J. Thermophys.* 31, 740, 2010.
7. Sengers, J. V., and Watson, J. T. R., Improved International Formulations for the Viscosity and Thermal Conductivity of Water Substance, *J. Phys. Chem. Ref. Data* 15, 1291, 1986.
8. Matsunaga, N., and Nagashima, A., Transport Properties of Liquid and Gaseous D_2O over a Wide Range of Temperature and Pressure, *J. Phys. Chem. Ref. Data* 12, 933, 1983.
9. Tufeu, R., Ivanov, D. Y., Garrabos, Y., and Le Neindre, B., Thermal Conductivity of Ammonia in a Large Temperature and Pressure Range Including the Critical Region, *Ber. Bunsenges. Phys. Chem.* 88, 422, 1984.
10. Cencek, W., Komasa, J., Przybytek, M., Mehl, J. B., Jeziorski, B., and Szalewicz, K., Effects of Adiabatic, Relativistic, and Quantum Electrodynamics Interactions in Helium Dimer on Thermophysical Properties of Helium, *J. Chem. Phys.*, to be submitted (2011).
11. Bich, E., Millat, J., and Vogel, E., The Viscosity and Thermal Conductivity of Pure Monatomic Gases from Their Normal Boiling Point up to 5000 K in the Limit of Zero Density and at 0.101325 MPa, *J. Phys. Chem. Ref. Data* 19, 1289, 1990.
12. Bich, E., Hellmann, R., and Vogel, E., *Ab initio* Potential Energy Curve for the Neon Atom Pair and Thermophysical Properties for the Dilute Neon Gas. II. Thermophysical Properties for Low-Density Neon, *Mol. Phys.* 106, 813, 2008.
13. Krauss, R., and Stephan, K., Thermal Conductivity of Refrigerants in a Wide Range of Temperature and Pressure, *J. Phys. Chem. Ref. Data* 18, 43, 1989.
14. Millat, J., and Wakeham, W. A., The Thermal Conductivity of Nitrogen and Carbon Monoxide in the Limit of Zero Density, *J. Phys. Chem. Ref. Data* 18, 565, 1989.
15. Vesovic, V., Wakeham, W. A., Olchow, G. A., Sengers, J. V., Watson, J. T. R., and Millat, J., The Transport Properties of Carbon Dioxide, *J. Phys. Chem. Ref. Data*, 19, 763, 1990.
16. Hellmann, R., Bich, E., Vogel, E., Dickinson, A. S., and Vesovic, V., Calculation of the Transport and Relaxation Properties of Methane. II. Thermal Conductivity, Thermomagnetic Effects, Volume Viscosity, and Nuclear-Spin Relaxation, *J. Chem. Phys.* 130, 124309, 2009.
17. Holland, P. M., Eaton, B. E., and Hanley, H. J. M., A Correlation of the Viscosity and Thermal Conductivity Data of Gaseous and Liquid Ethylene, *J. Phys. Chem. Ref. Data* 12, 917, 1983.
18. Friend, D. G., Ingham, H., and Ely, J. F., Thermophysical Properties of Ethane, *J. Phys. Chem. Ref. Data* 20, 275, 1991.
19. Marsh, K., Perkins, R. A., and Ramires, M. L. V., Measurement and Correlation of the Thermal Conductivity of Propane from 86 to 600 K at Pressures to 70 MPa, *J. Chem. Eng. Data* 47, 932, 2002.
20. Perkins, R. A., Ramires, M. L. V., Nieto de Castro, C. A., and Cusco, L., Measurement and Correlation of the Thermal Conductivity of Butane from 135 K to 600 K at Pressures to 70 MPa, *J. Chem. Eng. Data* 47, 1263, 2002.
21. Perkins, R. A., Measurement and Correlation of the Thermal Conductivity of Isobutane from 114 K to 600 K at Pressures to 70 MPa, *J. Chem. Eng. Data* 47, 1272, 2002.

THERMAL CONDUCTIVITY OF LIQUIDS

This table gives the thermal conductivity of about 275 liquids at temperatures between -25 and 100 °C. Values refer to nominal atmospheric pressure; when an entry is given for a temperature above the normal boiling point of the liquid, the pressure is understood to be the saturation vapor pressure at that temperature. Reference 1 contains data on many of these liquids at high pressures. Data on halocarbon refrigerants over a wide range of temperature and pressure may be found in Reference 6.

Values given to three decimal places (i.e., to 0.001 W/m K) have an uncertainty of 2% to 5%. Values given to 0.0001 W/m K should be accurate to 1% or better.

Substances are arranged by molecular formula in Hill order, except that compounds not containing carbon precede those that do contain carbon.

References

1. Vargaftik, N. B., Filippov, L. P., Tarzimanov, A. A., and Totskii, E. E., *Handbook of Thermal Conductivity of Liquids and Gases*, CRC Press, Boca Raton FL, 1994.
2. Daubert, T. E., Danner, R. P., Sibul, H. M., and Stebbins, C. C., *Physical and Thermodynamic Properties of Pure Compounds: Data Compilation*, extant 1994 (core with four supplements), Taylor and Francis, Bristol, PA (also available as a database).
3. Watanabe, H., *J. Chem. Eng. Data* 48, 124, 2003.
4. Watanabe, H., and Seong, D. J., *Int. J. Thermophys.* 23, 337, 2002.
5. Nieto de Castro, C. A., Li, S. F. Y., Nagashima, A., Trengove, R. D., and Wakeham, W. A., *J. Phys. Chem. Ref. Data* 15, 1073, 1986.
6. Krauss, R., and Stephan, K., *J. Phys. Chem. Ref. Data* 18, 43, 1989.
7. Assael, M. J., Ramires, M. L. V., Nieto de Castro, C. A., and Wakeham, W. A., *J. Phys. Chem. Ref. Data* 19, 113, 1990.
8. Ramires, M. L. V., Nieto de Castro, C. A., Nagasaka, Y., Nagashima, A., Assael, M. J., and Wakeham, W. A., *J. Phys. Chem. Ref. Data* 24, 1377, 1995.
9. Ramires, M. L. V., Nieto de Castro, C. A., Perkins, R. A., Nagasaka, Y., Nagashima, A., Assael, M. J., and Wakeham, W. A., *J. Phys. Chem. Ref. Data* 29, 133, 2000.
10. Marsh, K. N., Ed., *Recommended Reference Materials for the Realization of Physicochemical Properties*, Blackwell Scientific Publications, Oxford, 1987.
11. Beaton, C. F., and Hewitt, G. F., *Physical Property Data for the Design Engineer*, Hemisphere Publishing Corp., New York, 1989.

Molecular Formula	Name	Thermal Conductivity in W/m K						Ref.
		-25 °C	0 °C	25 °C	50 °C	75 °C	100 °C	
Cl_4Ge	Germanium(IV) chloride	0.111	0.105	0.100	0.095	0.090	0.084	1
Cl_4Si	Tetrachlorosilane			0.099	0.096			2
Cl_4Sn	Tin(IV) chloride	0.123	0.117	0.112	0.106	0.101	0.095	1
Cl_4Ti	Titanium(IV) chloride		0.143	0.138	0.134	0.129	0.124	1
H_2O	Water		0.5562	0.6062	0.6423	0.6643	0.6729	8
Hg	Mercury	7.85	8.175	8.514	8.842	9.161	9.475	11
CCl_3F	Trichlorofluoromethane	0.102	0.096	0.089	0.083	0.076	0.070	1
CCl_4	Tetrachloromethane		0.109	0.103	0.098	0.092	0.087	1
CHCl_3	Trichloromethane	0.127	0.122	0.117	0.112	0.107	0.102	2
CH_2Br_2	Dibromomethane	0.120	0.114	0.108	0.103	0.097		2
CH_2Cl_2	Dichloromethane	0.158	0.149	0.140	0.133	0.128	0.127	1
CH_2I_2	Diiodomethane			0.098	0.093	0.088	0.083	1
CH_2O_2	Formic acid			0.267	0.265	0.263	0.261	1
CH_3NO_2	Nitromethane	0.226	0.215	0.204	0.193	0.182	0.171	1
CH_4O	Methanol	0.218	0.210	0.202	0.195	0.189	0.182	1
CS_2	Carbon disulfide		0.154	0.149				2
$\text{C}_2\text{Br}_2\text{F}_4$	1,2-Dibromotetrafluoroethane	0.071	0.066	0.061	0.057	0.053	0.049	1
$\text{C}_2\text{Cl}_3\text{F}_3$	1,1,2-Trichloro-1,2,2-trifluoroethane	0.0847	0.0790	0.0736	0.0683			6
C_2Cl_4	Tetrachloroethene		0.117	0.110	0.104	0.098	0.093	1
$\text{C}_2\text{Cl}_4\text{F}_2$	1,1,2,2-Tetrachloro-1,2-difluoroethane			0.082	0.078	0.074	0.069	1
C_2HCl_3	Trichloroethene	0.128	0.121	0.114	0.106	0.098	0.090	1
$\text{C}_2\text{H}_2\text{Cl}_4$	1,1,2,2-Tetrachloroethane	0.124	0.118	0.111	0.104	0.098	0.091	1
$\text{C}_2\text{H}_3\text{Cl}_3$	1,1,1-Trichloroethane		0.106	0.101	0.096			2
$\text{C}_2\text{H}_3\text{N}$	Acetonitrile	0.208	0.198	0.188	0.178	0.168		2
$\text{C}_2\text{H}_4\text{Br}_2$	1,2-Dibromoethane			0.100	0.096	0.092	0.088	1
$\text{C}_2\text{H}_4\text{Cl}_2$	1,2-Dichloroethane	0.144	0.139	0.133	0.128	0.122	0.117	1
$\text{C}_2\text{H}_4\text{O}_2$	Acetic acid			0.158	0.153	0.149	0.144	2
$\text{C}_2\text{H}_4\text{O}_2$	Methyl formate		0.194	0.187				1
$\text{C}_2\text{H}_5\text{Br}$	Bromoethane	0.107	0.104	0.101				1
$\text{C}_2\text{H}_5\text{Cl}$	Chloroethane	0.145	0.132	0.119	0.106	0.093		2
$\text{C}_2\text{H}_5\text{I}$	Iodoethane		0.091	0.087	0.083	0.079		1
$\text{C}_2\text{H}_5\text{NO}$	N-Methylformamide			0.203	0.201	0.199	0.196	2
$\text{C}_2\text{H}_5\text{NO}_2$	Nitroethane			0.173	0.161	0.149		1
$\text{C}_2\text{H}_6\text{O}$	Ethanol	0.181	0.174	0.167	0.160	0.153	0.148	1
$\text{C}_2\text{H}_6\text{O}_2$	1,2-Ethanediol		0.248	0.254	0.258	0.261	0.261	1
$\text{C}_2\text{H}_7\text{NO}$	Ethanolamine			0.240	0.238	0.236		1

Molecular Formula	Name	Thermal Conductivity in W/m K						Ref.
		-25 °C	0 °C	25 °C	50 °C	75 °C	100 °C	
C ₃ F ₈	Perfluoropropane	0.062	0.056	0.051	0.046	0.041	0.035	1
C ₃ H ₃ N	Acrylonitrile	0.186	0.176	0.166	0.156	0.146	0.136	1
C ₃ H ₅ ClO	Epichlorohydrin	0.142	0.137	0.131	0.125	0.119	0.114	2
C ₃ H ₆ O	Allyl alcohol			0.162				1
C ₃ H ₆ O	Acetone		0.169	0.161				2
C ₃ H ₆ O	Methyloxirane		0.181	0.171				1
C ₃ H ₆ O ₂	Propanoic acid		0.147	0.144	0.141	0.139	0.136	1
C ₃ H ₆ O ₂	Ethyl formate	0.181	0.171	0.160	0.149	0.138		1
C ₃ H ₆ O ₂	Methyl acetate	0.174	0.164	0.153	0.143	0.133	0.122	2
C ₃ H ₇ Br	1-Bromopropane	0.108	0.104	0.099	0.094			1
C ₃ H ₇ Cl	1-Chloropropane	0.129	0.123	0.116	0.110	0.104	0.098	1
C ₃ H ₇ I	1-Iodopropane	0.096	0.092	0.087	0.083	0.078	0.074	1
C ₃ H ₇ I	2-Iodopropane	0.089	0.085	0.082	0.078	0.074	0.071	1
C ₃ H ₇ NO	<i>N,N</i> -Dimethylformamide			0.183	0.175	0.167	0.159	1
C ₃ H ₇ NO ₂	1-Nitropropane			0.152	0.144	0.137		1
C ₃ H ₈ O	1-Propanol	0.162	0.158	0.154	0.149	0.145	0.141	2
C ₃ H ₈ O	2-Propanol	0.146	0.141	0.135	0.129	0.124	0.118	2
C ₃ H ₈ O ₂	1,2-Propanediol	0.199	0.200	0.200	0.200	0.199	0.197	1
C ₃ H ₈ O ₂	2-Methoxyethanol			0.190	0.180	0.170		1
C ₃ H ₈ O ₃	Glycerol			0.285	0.288	0.292	0.296	1
C ₃ H ₉ N	Trimethylamine	0.143	0.133					2
C ₄ F ₈	Perfluorocyclobutane	0.082	0.072	0.063	0.053	0.044	0.034	1
C ₄ H ₄ O	Furan	0.142	0.134	0.126				2
C ₄ H ₄ S	Thiophene			0.199	0.195	0.191	0.186	2
C ₄ H ₆	1,2-Butadiene	0.147	0.134					1
C ₄ H ₆	2-Butyne	0.137	0.129	0.121				2
C ₄ H ₆ O ₂	Vinyl acetate			0.151	0.141	0.131	0.120	1
C ₄ H ₆ O ₃	Acetic anhydride		0.170	0.164	0.158	0.152	0.146	1
C ₄ H ₈ O	Butanal		0.155	0.147	0.140	0.132		1
C ₄ H ₈ O	2-Butanone	0.158	0.151	0.145	0.139	0.133		2
C ₄ H ₈ O	Tetrahydrofuran	0.132	0.126	0.120	0.114			2
C ₄ H ₈ O ₂	Propyl formate		0.151	0.144	0.137	0.130		1
C ₄ H ₈ O ₂	Ethyl acetate		0.151	0.144	0.136			1
C ₄ H ₈ O ₂	Methyl propanoate			0.141	0.137			1
C ₄ H ₈ O ₂	1,4-Dioxane			0.159	0.147	0.135	0.123	2
C ₄ H ₉ Br	1-Bromobutane	0.112	0.107	0.103	0.098	0.093	0.088	1
C ₄ H ₉ I	1-Iodobutane		0.094	0.090	0.085	0.081	0.077	1
C ₄ H ₉ NO	<i>N,N</i> -Dimethylacetamide			0.175	0.172	0.168		1
C ₄ H ₁₀ O	1-Butanol		0.158	0.153	0.147	0.142	0.137	1
C ₄ H ₁₀ O	2-Methyl-2-propanol			0.112	0.110	0.109	0.108	1
C ₄ H ₁₀ O	Diethyl ether	0.150	0.140	0.130	0.120	0.110	0.100	2
C ₄ H ₁₀ O ₂	2-Ethoxyethanol			0.190	0.182	0.174	0.165	1
C ₅ H ₅ N	Pyridine		0.171	0.166	0.162	0.157	0.153	1
C ₅ H ₆ O ₂	Furfuryl alcohol			0.179				1
C ₅ H ₈	2-Methyl-1,3-butadiene	0.141	0.130	0.119				1
C ₅ H ₈	1-Pentyne	0.144	0.136	0.127	0.119			1
C ₅ H ₈	Cyclopentene	0.143	0.136	0.129				2
C ₅ H ₈ O ₂	Methyl methacrylate		0.156	0.147	0.137	0.127	0.117	1
C ₅ H ₈ O ₂	2,4-Pentanedione			0.154	0.150	0.146	0.143	1
C ₅ H ₉ NO	<i>N</i> -Methyl-2-pyrrolidone			0.167	0.162	0.157		1
C ₅ H ₁₀	1-Pentene	0.131	0.124	0.116				2
C ₅ H ₁₀	Cyclopentane	0.140	0.133	0.126				2
C ₅ H ₁₀ O	Pentanal		0.146	0.139	0.133	0.127	0.121	1
C ₅ H ₁₀ O	2-Pentanone		0.149	0.142	0.135	0.128	0.121	1
C ₅ H ₁₀ O	3-Pentanone		0.151	0.144	0.137	0.129	0.122	1
C ₅ H ₁₀ O ₂	Pentanoic acid			0.140	0.137	0.133	0.130	1
C ₅ H ₁₀ O ₂	Butyl formate			0.136	0.130	0.123	0.117	1
C ₅ H ₁₀ O ₂	Propyl acetate		0.146	0.140	0.135	0.130	0.124	1
C ₅ H ₁₀ O ₂	Ethyl propanoate				0.133	0.121		1
C ₅ H ₁₀ O ₂	Methyl butanoate			0.140				1

Molecular Formula	Name	Thermal Conductivity in W/m K						Ref.
		-25 °C	0 °C	25 °C	50 °C	75 °C	100 °C	
C ₅ H ₁₁ Br	1-Bromopentane	0.113	0.109	0.105	0.101	0.097	0.093	1
C ₅ H ₁₁ Cl	1-Chloropentane		0.125	0.120	0.115	0.109		1
C ₅ H ₁₁ I	1-Iodopentane		0.096	0.092	0.088	0.084	0.081	1
C ₅ H ₁₂	Pentane	0.130	0.1207	0.1113	0.1018	0.0923	0.083	4
C ₅ H ₁₂	Isopentane			0.111				1
C ₅ H ₁₂ O	1-Pentanol	0.159	0.155	0.150	0.145	0.141	0.136	1
C ₅ H ₁₂ O	2-Methyl-2-butanol		0.119	0.116	0.113	0.109	0.106	1
C ₅ H ₁₂ O ₂	1,5-Pentanediol		0.221	0.222				1
C ₅ H ₁₂ O ₃	Diethylene glycol monomethyl ether			0.190	0.185	0.180	0.175	1
C ₆ F ₆	Hexafluorobenzene				0.083			1
C ₆ F ₁₄	Perfluorohexane		0.067	0.065	0.064			1
C ₆ H ₃ Cl ₃	1,2,3-Trichlorobenzene				0.110	0.108	0.106	1
C ₆ H ₃ Cl ₃	1,2,4-Trichlorobenzene			0.112	0.109	0.106		1
C ₆ H ₄ Cl ₂	<i>o</i> -Dichlorobenzene		0.125	0.121	0.117	0.113	0.109	1
C ₆ H ₄ Cl ₂	<i>m</i> -Dichlorobenzene		0.120	0.116	0.113	0.109		1
C ₆ H ₄ Cl ₂	<i>p</i> -Dichlorobenzene				0.112	0.108	0.105	1
C ₆ H ₅ Br	Bromobenzene	0.119	0.115	0.111	0.107	0.103	0.099	1
C ₆ H ₅ Cl	Chlorobenzene	0.137	0.132	0.127	0.123	0.118	0.113	1
C ₆ H ₅ F	Fluorobenzene			0.136	0.131	0.126		1
C ₆ H ₅ I	Iodobenzene	0.106	0.103	0.101	0.098	0.095	0.092	1
C ₆ H ₅ NO ₂	Nitrobenzene			0.149	0.145	0.142	0.139	1
C ₆ H ₆	Benzene			0.1411	0.1329	0.1247		7
C ₆ H ₆ ClN	2-Chloroaniline			0.148				1
C ₆ H ₆ O	Phenol				0.153	0.149	0.147	1
C ₆ H ₇ N	Aniline		0.175					1
C ₆ H ₈ N ₂	Hexanedinitrile			0.174	0.168			1
C ₆ H ₁₀	Cyclohexene	0.142	0.136	0.130	0.124	0.118		2
C ₆ H ₁₀ O	Cyclohexanone			0.138	0.134	0.130	0.126	1
C ₆ H ₁₀ O	Mesityl oxide	0.170	0.163	0.156	0.149	0.142	0.134	2
C ₆ H ₁₀ O ₃	Ethyl acetoacetate			0.155	0.152	0.148	0.144	1
C ₆ H ₁₀ O ₄	Diethyl oxalate			0.157				1
C ₆ H ₁₂	1-Hexene	0.138	0.129	0.121	0.113			1
C ₆ H ₁₂	Cyclohexane			0.123	0.117	0.111		2
C ₆ H ₁₂ O	2-Hexanone		0.156	0.145	0.134	0.124	0.115	1
C ₆ H ₁₂ O	Cyclohexanol			0.138	0.134	0.130	0.126	1
C ₆ H ₁₂ O ₂	Hexanoic acid		0.148	0.142	0.137	0.131		1
C ₆ H ₁₂ O ₂	Butyl acetate		0.143	0.136	0.130	0.123	0.116	1
C ₆ H ₁₂ O ₂	Propyl propanoate				0.133			1
C ₆ H ₁₂ O ₂	Ethyl butanoate		0.143	0.137	0.131	0.126		1
C ₆ H ₁₂ O ₂	Methyl pentanoate		0.143	0.138	0.132	0.127		1
C ₆ H ₁₂ O ₃	Paraldehyde			0.130				1
C ₆ H ₁₃ Br	1-Bromohexane	0.115	0.111	0.108	0.104	0.101	0.097	1
C ₆ H ₁₃ I	1-Iodohexane		0.098	0.095	0.091	0.088	0.084	1
C ₆ H ₁₄	Hexane	0.133	0.1250	0.1167	0.1083	0.0999	0.092	4
C ₆ H ₁₄	2-Methylpentane	0.120	0.1127	0.1050	0.0972	0.0894	0.082	3
C ₆ H ₁₄	3-Methylpentane	0.122	0.1142	0.1064	0.0986	0.0909	0.083	3
C ₆ H ₁₄	2,2-Dimethylbutane	0.108	0.1006	0.0934	0.0861	0.0788	0.072	3
C ₆ H ₁₄	2,3-Dimethylbutane	0.115	0.1076	0.1003	0.0930	0.0857	0.078	3
C ₆ H ₁₄ O	1-Hexanol	0.161	0.157	0.152	0.147	0.142	0.137	1
C ₆ H ₁₄ O	Dipropyl ether		0.137	0.130	0.123	0.117		1
C ₆ H ₁₄ O ₂	1,2-Diethoxyethane				0.140	0.133	0.125	1
C ₆ H ₁₄ O ₃	Diethylene glycol monoethyl ether				0.188	0.184	0.180	1
C ₆ H ₁₄ O ₄	Triethylene glycol		0.193	0.195	0.196	0.196	0.196	1
C ₆ H ₁₅ N	Triethylamine	0.146	0.139	0.132	0.125	0.118	0.111	1
C ₇ F ₁₆	Perfluoroheptane	0.068	0.064	0.060	0.056	0.053		1
C ₇ H ₅ N	Benzonitrile			0.148	0.142	0.136	0.130	1
C ₇ H ₆ O	Benzaldehyde			0.153	0.148	0.143	0.139	1
C ₇ H ₈	Toluene	0.1455	0.1385	0.1310	0.1235	0.1162	0.1095	9
C ₇ H ₈ O	<i>o</i> -Cresol							1
C ₇ H ₈ O	<i>m</i> -Cresol			0.149	0.147	0.145		1

Molecular Formula	Name	Thermal Conductivity in W/m K						Ref.
		-25 °C	0 °C	25 °C	50 °C	75 °C	100 °C	
C_7H_8O	Benzyl alcohol			0.159	0.158	0.156	0.154	1
C_7H_8O	Anisole			0.145	0.142	0.139	0.136	1
C_7H_9N	2-Methylaniline			0.162				1
C_7H_9N	3-Methylaniline			0.161				1
C_7H_{14}	1-Heptene	0.139	0.132	0.125	0.118	0.111		1
C_7H_{14}	Cycloheptane			0.123	0.118	0.112	0.108	1
$C_7H_{14}O$	Heptanal			0.140				1
$C_7H_{14}O$	3-Heptanone		0.143	0.137	0.131	0.125	0.119	1
$C_7H_{14}O$	4-Heptanone			0.136	0.131	0.125	0.120	1
$C_7H_{14}O_2$	Hexyl formate			0.141	0.133	0.126	0.119	1
$C_7H_{14}O_2$	Heptanoic acid			0.140	0.137	0.133		1
$C_7H_{14}O_2$	Pentyl acetate		0.141	0.134	0.126	0.120	0.113	1
$C_7H_{14}O_2$	Butyl propanoate			0.139	0.133	0.126	0.121	1
$C_7H_{14}O_2$	Ethyl pentanoate			0.132				1
$C_7H_{14}O_2$	Methyl hexanoate			0.136	0.131	0.126	0.121	1
C_7H_{16}	Heptane	0.1378	0.1303	0.1228	0.1152	0.1077		5
C_7H_{16}	2-Methylhexane	0.125	0.1177	0.1105	0.1033	0.0961	0.089	3
C_7H_{16}	3-Methylhexane	0.126	0.1184	0.1112	0.1040	0.0968	0.090	3
C_7H_{16}	3-Ethylpentane	0.128	0.1203	0.1128	0.1053	0.0978	0.090	3
C_7H_{16}	2,2-Dimethylpentane	0.111	0.1046	0.0980	0.0913	0.0847	0.078	3
C_7H_{16}	2,3-Dimethylpentane	0.120	0.1127	0.1059	0.0990	0.0922	0.085	3
C_7H_{16}	2,4-Dimethylpentane	0.116	0.1089	0.1020	0.0951	0.0882	0.081	3
C_7H_{16}	3,3-Dimethylpentane	0.113	0.1068	0.1001	0.0934	0.0867	0.080	3
C_7H_{16}	2,2,3-Trimethylbutane	0.107	0.1011	0.0950	0.0889	0.0828	0.077	3
$C_7H_{16}O$	1-Heptanol	0.160	0.158	0.153	0.149	0.144	0.139	1
C_8F_{18}	Perfluorooctane		0.066	0.062	0.059	0.055	0.052	1
C_8H_8	Styrene	0.148	0.142	0.137	0.131	0.126	0.120	2
C_8H_8O	Acetophenone			0.147	0.146	0.144	0.142	1
$C_8H_8O_2$	Methyl benzoate			0.147				1
C_8H_{10}	Ethylbenzene	0.143	0.137	0.130	0.123	0.116	0.110	1
C_8H_{10}	<i>o</i> -Xylene			0.131	0.126	0.120	0.114	2
C_8H_{10}	<i>m</i> -Xylene			0.130	0.124	0.118	0.113	2
C_8H_{10}	<i>p</i> -Xylene			0.130	0.124	0.118	0.112	2
$C_8H_{10}O$	Ethoxybenzene	0.151	0.145	0.140	0.135	0.130		1
$C_8H_{10}O_2$	2-Phenoxyethanol			0.169	0.168	0.166	0.165	1
$C_8H_{11}N$	<i>N</i> -Ethylaniline			0.150				1
$C_8H_{11}N$	<i>N,N</i> -Dimethylaniline			0.122	0.119	0.115		1
C_8H_{16}	1-Octene	0.139	0.133	0.126	0.120	0.114	0.107	1
$C_8H_{16}O$	2-Octanone		0.141	0.135	0.129	0.124	0.118	1
$C_8H_{16}O_2$	Heptyl formate		0.141	0.137	0.132	0.128	0.123	1
$C_8H_{16}O_2$	Octanoic acid			0.146	0.143	0.139	0.135	1
$C_8H_{16}O_2$	Hexyl acetate			0.135	0.129	0.123	0.118	1
$C_8H_{16}O_2$	Pentyl propanoate			0.138	0.132			1
$C_8H_{16}O_2$	Ethyl hexanoate		0.142	0.137	0.133	0.128	0.123	1
$C_8H_{17}Cl$	1-Chlorooctane		0.130	0.127	0.124	0.121	0.119	1
C_8H_{18}	Octane	0.139	0.1317	0.1244	0.1171	0.1097	0.102	4
C_8H_{18}	2-Methylheptane	0.127	0.1206	0.1139	0.1072	0.1005	0.094	3
C_8H_{18}	3-Methylheptane	0.128	0.1216	0.1149	0.1081	0.1014	0.095	3
C_8H_{18}	2,2,4-Trimethylpentane	0.107	0.1007	0.0948	0.0888	0.0829	0.077	3
C_8H_{18}	2,3,4-Trimethylpentane	0.115	0.1093	0.1035	0.0976	0.0918	0.086	3
$C_8H_{18}O$	Ethyl hexyl ether		0.131	0.126	0.120	0.114	0.109	1
$C_8H_{18}O$	1-Octanol		0.162	0.158	0.153	0.148	0.143	1
$C_8H_{18}O$	Dibutyl ether		0.139	0.132	0.125	0.118	0.112	1
$C_8H_{18}O_3$	Diethylene glycol monobutyl ether			0.163	0.158	0.153	0.148	1
$C_8H_{18}O_4$	Triethylene glycol dimethyl ether			0.169	0.158	0.147		1
$C_8H_{18}O_5$	Tetraethylene glycol			0.191	0.192			1
C_9H_7N	Quinoline			0.147	0.144	0.141	0.138	1
C_9H_{10}	Indan			0.135				1
$C_9H_{10}O_2$	Ethyl benzoate			0.141				1
C_9H_{12}	Propylbenzene	0.134	0.130	0.125	0.120	0.115	0.109	1

Molecular Formula	Name	Thermal Conductivity in W/m K						Ref.
		-25 °C	0 °C	25 °C	50 °C	75 °C	100 °C	
C ₉ H ₁₂	Isopropylbenzene	0.132	0.128	0.123	0.118	0.112	0.107	1
C ₉ H ₁₂	1,2,4-Trimethylbenzene			0.129	0.124	0.118	0.114	1
C ₉ H ₁₂	1,3,5-Trimethylbenzene	0.143	0.139	0.134	0.129	0.123	0.117	1
C ₉ H ₁₈	1-Nonene	0.136	0.130	0.123	0.116	0.110	0.104	1
C ₉ H ₁₈ O ₂	Nonanoic acid			0.150	0.146	0.142	0.138	1
C ₉ H ₁₈ O ₂	Heptyl acetate			0.135	0.128	0.122	0.116	1
C ₉ H ₁₉ Br	1-Bromononane		0.116	0.112	0.109	0.106	0.103	1
C ₉ H ₁₉ Cl	1-Chlorononane		0.132	0.128	0.124	0.120	0.115	1
C ₉ H ₁₉ I	1-Iodononane		0.105	0.102	0.099	0.095	0.092	1
C ₉ H ₂₀	Nonane	0.141	0.1337	0.1269	0.1201	0.1133	0.106	4
C ₉ H ₂₀ O	1-Nonanol		0.164	0.159	0.155	0.150	0.145	1
C ₁₀ H ₈ Br	1-Bromonaphthalene			0.110	0.109	0.108	0.106	1
C ₁₀ H ₈ Cl	1-Chloronaphthalene			0.126				1
C ₁₀ H ₁₀ O ₄	Dimethyl phthalate			0.1473	0.1443	0.1409	0.1373	10
C ₁₀ H ₁₂	1,2,3,4-Tetrahydronaphthalene			0.131	0.129	0.128	0.126	1
C ₁₀ H ₁₄	Butylbenzene			0.126	0.121	0.116	0.111	1
C ₁₀ H ₁₄	<i>sec</i> -Butylbenzene, (±)-		0.129	0.124	0.119	0.114	0.108	1
C ₁₀ H ₁₄	<i>tert</i> -Butylbenzene			0.117	0.114	0.110	0.106	1
C ₁₀ H ₁₄	1-Isopropyl-4-methylbenzene	0.132	0.127	0.122	0.117	0.112	0.107	2
C ₁₀ H ₁₄	<i>o</i> -Diethylbenzene		0.133	0.127	0.122	0.116	0.111	1
C ₁₀ H ₁₈	<i>trans</i> -Decahydronaphthalene			0.113				1
C ₁₀ H ₂₀	1-Decene	0.138	0.132	0.126	0.120	0.114	0.109	1
C ₁₀ H ₂₀ O	Decanal		0.149	0.144	0.139	0.134	0.129	1
C ₁₀ H ₂₀ O ₂	Heptyl propanoate			0.137	0.132	0.127	0.122	1
C ₁₀ H ₂₀ O ₂	Hexyl butanoate			0.137	0.132	0.127	0.121	1
C ₁₀ H ₂₀ O ₂	Decanoic acid				0.148	0.144	0.140	1
C ₁₀ H ₂₂	Decane	0.142	0.1360	0.1296	0.1232	0.1167	0.110	4
C ₁₀ H ₂₂ O	1-Decanol			0.162	0.159	0.155	0.151	1
C ₁₀ H ₂₂ O	Dipentyl ether			0.131	0.125	0.121	0.116	1
C ₁₀ H ₂₂ O ₂	1,2-Dibutoxyethane			0.140	0.134	0.127	0.120	1
C ₁₁ H ₁₆	Pentylbenzene		0.135	0.130	0.125	0.120	0.115	1
C ₁₁ H ₂₂	1-Undecene			0.126	0.118	0.114	0.108	1
C ₁₁ H ₂₂ O	6-Undecanone			0.137	0.132	0.127		1
C ₁₁ H ₂₂ O ₂	Undecanoic acid				0.153	0.149		1
C ₁₁ H ₂₂ O ₂	Octyl propanoate			0.135	0.130	0.125	0.120	1
C ₁₁ H ₂₂ O ₂	Heptyl butanoate			0.139	0.134	0.129	0.123	1
C ₁₁ H ₂₄	Undecane			0.136	0.128	0.122	0.116	1
C ₁₁ H ₂₄ O	1-Undecanol			0.169	0.165	0.161	0.158	1
C ₁₂ H ₁₀ O	Diphenyl ether				0.139	0.135	0.131	2
C ₁₂ H ₁₄ O ₄	Diethyl phthalate			0.172	0.169	0.166		1
C ₁₂ H ₁₆	Cyclohexylbenzene			0.121	0.119	0.117		1
C ₁₂ H ₁₈	Hexylbenzene		0.141	0.137	0.132	0.128	0.124	1
C ₁₂ H ₂₄ O ₂	Decyl acetate			0.146	0.136	0.126		1
C ₁₂ H ₂₄ O ₂	Octyl butanoate			0.139	0.134	0.129	0.125	1
C ₁₂ H ₂₆	Dodecane			0.135	0.130	0.124	0.119	1
C ₁₂ H ₂₆ O	1-Dodecanol				0.167	0.163	0.159	1
C ₁₂ H ₂₆ O ₃	Diethylene glycol dibutyl ether		0.150	0.146	0.143	0.139	0.135	1
C ₁₂ H ₂₇ N	Tributylamine			0.129				1
C ₁₃ H ₂₆	1-Tridecene			0.130	0.125	0.120	0.115	1
C ₁₃ H ₂₈	Tridecane			0.130	0.125	0.120	0.115	1
C ₁₄ H ₂₈	1-Tetradecene			0.136	0.131	0.126	0.121	1
C ₁₄ H ₃₀	Tetradecane			0.139	0.134	0.129	0.124	1
C ₁₄ H ₃₀ O	1-Tetradecanol				0.167	0.162	0.157	2
C ₁₆ H ₂₂ O ₄	Dibutyl phthalate		0.139	0.136	0.134	0.131	0.129	1
C ₁₆ H ₃₄	Hexadecane			0.140	0.135	0.130	0.125	2
C ₁₈ H ₃₈	Octadecane				0.146	0.142	0.137	2
C ₂₀ H ₄₀ O ₂	Butyl palmitate			0.151	0.148	0.144	0.140	1
C ₂₂ H ₄₂ O ₂	Butyl oleate			0.157	0.153	0.149	0.145	1
C ₂₂ H ₄₂ O ₄	Dioctyl hexanedioate			0.157	0.153	0.149	0.145	1

DIFFUSION OF GASES IN WATER

This table gives values of the diffusion coefficient, D , for diffusion of several common gases in water at various temperatures. For simple one-dimensional transport, the diffusion coefficient describes the time–rate of change of concentration, dc/dt , through the equation

$$dc/dt = D \, d^2c/dx^2$$

where x is, for example, the perpendicular distance from a gas–liquid interface. The values below have been selected from the references indicated; in some cases data have been refitted to permit interpolation in temperature.

Gas–liquid diffusion coefficients are difficult to measure, and large differences are found between values obtained by differ-

ent authors and through different experimental methods. See References 1 and 2 for a discussion of measurement techniques.

References

1. Jähne, B., Heinz, G., and Dietrich, W., *J. Geophys. Res.*, 92, 10767, 1987.
2. Himmelblau, D. M., *Chem. Rev.*, 64, 527, 1964.
3. Boerboom, A. J. H., and Kleyn, G., *J. Chem. Phys.*, 50, 1086, 1969.
4. O'Brien, R. N., and Hyslop, W. F., *Can. J. Chem.*, 55, 1415, 1977.
5. Maharajh, D. M., and Walkley, J., *Can. J. Chem.*, 51, 944, 1973.
6. *Landolt-Börnstein, Numerical Data and Functional Relationships in Science and Technology, Sixth Edition*, II/5a, *Transport Phenomena I (Viscosity and Diffusion)*, Springer-Verlag, Heidelberg, 1969.

	$D/10^{-5} \text{ cm}^2 \text{ s}^{-1}$						
	10°C	15°C	20°C	25°C	30°C	35°C	Ref.
Ar				2.5			3,4
CHCl ₂ F				1.80			5
CH ₃ Br				1.35			5
CH ₃ Cl				1.40			5
CH ₄	1.24	1.43	1.62	1.84	2.08	2.35	1
CO ₂	1.26	1.45	1.67	1.91	2.17	2.47	1
C ₂ H ₂	1.43	1.59	1.78	1.99	2.23		2
Cl ₂		1.13	1.5	1.89			2,6
HBr				3.15			6
HCl				3.07			6
H ₂	3.62	4.08	4.58	5.11	5.69	6.31	1
H ₂ S				1.36			2,6
He	5.67	6.18	6.71	7.28	7.87	8.48	1,3
Kr	1.20	1.39	1.60	1.84	2.11	2.40	1,3
NH ₃		1.3	1.5				2
NO ₂			1.23	1.4	1.59		2,6
N ₂				2.0			2
N ₂ O		1.62	2.11	2.57			2,6
Ne	2.93	3.27	3.64	4.03	4.45	4.89	1,3
O ₂		1.67	2.01	2.42			2,6
Rn	0.81	0.96	1.13	1.33	1.55	1.80	1
SO ₂			1.62	1.83	2.07	2.32	2
Xe	0.93	1.08	1.27	1.47	1.70	1.95	1,3

DIFFUSION IN GASES

This table gives binary diffusion coefficients D_{12} for a number of common gases as a function of temperature. Values refer to atmospheric pressure. The diffusion coefficient is inversely proportional to pressure as long as the gas is in a regime where binary collisions dominate. See Reference 1 for a discussion of the dependence of D_{12} on temperature and composition.

The first part of the table gives data for several gases in the presence of a large excess of air. The remainder applies to equimolar

mixtures of gases. Each gas pair is ordered alphabetically according to the most common way of writing the formula. The listing of pairs then follows alphabetical order by the first constituent.

References

1. Marrero, T. R., and Mason, E. A., *J. Phys. Chem. Ref. Data* 1, 1, 1972.
2. Kestin, J. et al., *J. Phys. Chem. Ref. Data* 13, 229, 1984.

$D_{12}/\text{cm}^2\text{s}^{-1}$ for $p = 101.325\text{ kPa}$ and the Specified T/K

System	200	273.15	293.15	373.15	473.15	573.15	673.15
<i>Large excess of air</i>							
Ar-air		0.167	0.189	0.289	0.437	0.612	0.810
CH ₄ -air			0.210	0.321	0.485	0.678	0.899
CO-air			0.208	0.315	0.475	0.662	0.875
CO ₂ -air			0.160	0.252	0.390	0.549	0.728
H ₂ -air		0.668	0.756	1.153	1.747	2.444	3.238
H ₂ O-air			0.242	0.399	0.638	0.873	1.135
He-air		0.617	0.697	1.057	1.594	2.221	2.933
SF ₆ -air				0.150	0.233	0.329	0.438
<i>Equimolar mixture</i>							
Ar-CH ₄				0.306	0.467	0.657	0.876
Ar-CO		0.168	0.190	0.290	0.439	0.615	0.815
Ar-CO ₂		0.129	0.148	0.235	0.365	0.517	0.689
Ar-H ₂		0.698	0.794	1.228	1.876	2.634	3.496
Ar-He	0.381	0.645	0.726	1.088	1.617	2.226	2.911
Ar-Kr	0.064	0.117	0.134	0.210	0.323	0.456	0.605
Ar-N ₂		0.168	0.190	0.290	0.439	0.615	0.815
Ar-Ne	0.160	0.277	0.313	0.475	0.710	0.979	1.283
Ar-O ₂		0.166	0.187	0.285	0.430	0.600	0.793
Ar-SF ₆				0.128	0.202	0.290	0.389
Ar-Xe	0.052	0.095	0.108	0.171	0.264	0.374	0.498
CH ₄ -H ₂			0.708	1.084	1.648	2.311	3.070
CH ₄ -He			0.650	0.992	1.502	2.101	2.784
CH ₄ -N ₂			0.208	0.317	0.480	0.671	0.890
CH ₄ -O ₂			0.220	0.341	0.523	0.736	0.978
CH ₄ -SF ₆				0.167	0.257	0.363	0.482
CO-CO ₂			0.162	0.250	0.384		
CO-H ₂	0.408	0.686	0.772	1.162	1.743	2.423	3.196
CO-He	0.365	0.619	0.698	1.052	1.577	2.188	2.882
CO-Kr		0.131	0.149	0.227	0.346	0.485	0.645
CO-N ₂	0.133	0.208	0.231	0.336	0.491	0.673	0.878
CO-O ₂			0.202	0.307	0.462	0.643	0.849
CO-SF ₆				0.144	0.226	0.323	0.432
CO ₂ -C ₃ H ₈			0.084	0.133	0.209		
CO ₂ -H ₂	0.315	0.552	0.627	0.964	1.470	2.066	2.745
CO ₂ -H ₂ O			0.162	0.292	0.496	0.741	1.021
CO ₂ -He	0.300	0.513	0.580	0.878	1.321		
CO ₂ -N ₂			0.160	0.253	0.392	0.553	0.733
CO ₂ -N ₂ O	0.055	0.099	0.113	0.177	0.276		
CO ₂ -Ne	0.131	0.227	0.258	0.395	0.603	0.847	
CO ₂ -O ₂			0.159	0.248	0.380	0.535	0.710
CO ₂ -SF ₆				0.099	0.155		
D ₂ -H ₂	0.631	1.079	1.219	1.846	2.778	3.866	5.103
H ₂ -He	0.775	1.320	1.490	2.255	3.394	4.726	6.242
H ₂ -Kr	0.340	0.601	0.682	1.053	1.607	2.258	2.999

System	200	273.15	293.15	373.15	473.15	573.15	673.15
H ₂ -N ₂	0.408	0.686	0.772	1.162	1.743	2.423	3.196
H ₂ -Ne	0.572	0.982	1.109	1.684	2.541	3.541	4.677
H ₂ -O ₂		0.692	0.782	1.188	1.792	2.497	3.299
H ₂ -SF ₆			0.412	0.649	0.998	1.400	1.851
H ₂ -Xe		0.513	0.581	0.890	1.349	1.885	2.493
H ₂ O-N ₂			0.242	0.399			
H ₂ O-O ₂			0.244	0.403	0.645	0.882	1.147
He-Kr	0.330	0.559	0.629	0.942	1.404	1.942	2.550
He-N ₂	0.365	0.619	0.698	1.052	1.577	2.188	2.882
He-Ne	0.563	0.948	1.066	1.592	2.362	3.254	4.262
He-O ₂		0.641	0.723	1.092	1.640	2.276	2.996
He-SF ₆			0.400	0.592	0.871	1.190	1.545
He-Xe	0.282	0.478	0.538	0.807	1.201	1.655	2.168
Kr-N ₂		0.131	0.149	0.227	0.346	0.485	0.645
Kr-Ne	0.131	0.228	0.258	0.392	0.587	0.812	1.063
Kr-Xe	0.035	0.064	0.073	0.116	0.181	0.257	0.344
N ₂ -Ne			0.317	0.483	0.731	1.021	1.351
N ₂ -O ₂			0.202	0.307	0.462	0.643	0.849
N ₂ -SF ₆				0.148	0.231	0.328	0.436
N ₂ -Xe		0.107	0.122	0.188	0.287	0.404	0.539
Ne-Xe	0.111	0.193	0.219	0.332	0.498	0.688	0.901
O ₂ -SF ₆			0.097	0.154	0.238	0.334	0.441

DIFFUSION COEFFICIENTS IN LIQUIDS AT INFINITE DILUTION

This table lists diffusion coefficients D_{AB} at infinite dilution for some binary liquid mixtures. Values are given at 25 °C when available; it should be noted that the diffusion coefficient generally increases by 10% to 20% for a 10 °C increase above ambient temperature.

Solvents are listed in alphabetical order, as are the solutes within each solvent group.

References

1. Safi, A., Nicolas, C., Neau, E., and Chevalier, J.-L., *J. Chem. Eng. Data* 52, 977, 2007.
2. Safi, A., Nicolas, C., Neau, E., and Chevalier, J.-L., *J. Chem. Eng. Data* 52, 126, 2007.
3. Sanni, S. A., Fell, C. J. D., and Hutchison, H. P., *J. Chem. Eng. Data* 16, 424, 1971.
4. Fan, Y., Qian, R., Shi, M., and Shi, J., *J. Chem. Eng. Data* 40, 1053, 1995.
5. *Landolt-Börnstein Numerical Data and Functional Relationships in Science and Technology*, Sixth Edition, Vol. II/5a, Springer-Verlag, Heidelberg, 1969.

Solute	Solvent	t/°C	$D_{AB}/10^{-5} \text{ cm}^2 \text{ s}^{-1}$	Ref.	Solute	Solvent	t/°C	$D_{AB}/10^{-5} \text{ cm}^2 \text{ s}^{-1}$	Ref.
Acetic acid	Acetone	25	3.31	5	Perylene	Cyclohexane	25	0.79	1
Benzene	Acetone	25	4.25	2	Pyrene	Cyclohexane	25	0.95	1
Benzoic acid	Acetone	25	2.62	5	Tetrachloromethane	Cyclohexane	25	1.49	3
Formic acid	Acetone	25	3.77	5	Toluene	Cyclohexane	25	1.66	1
Nitrobenzene	Acetone	20	2.94	5	Benzene	Decane	25	2.16	1
Tetrachloromethane	Acetone	25	3.29	5	Chlorobenzene	Decane	25	1.98	1
Trichloromethane	Acetone	25	3.64	5	<i>p</i> -Chlorotoluene	Decane	25	1.80	1
Water	Acetone	25	4.56	5	Ethylbenzene	Decane	25	1.79	1
Acetic acid	Benzene	25	2.09	5	Naphthalene	Decane	25	1.65	1
Aniline	Benzene	25	1.96	5	Perylene	Decane	25	1.08	1
Benzoic acid	Benzene	25	1.38	5	Pyrene	Decane	25	1.23	1
Bromobenzene	Benzene	8	1.45	5	Toluene	Decane	25	1.93	1
2-Butanone	Benzene	30	2.09	5	Trichloromethane	Diethyl ether	25	4.48	3
Chloroethene	Benzene	8	1.77	5	Allyl alcohol	Ethanol	20	0.98	5
Cyclohexane	Benzene	25	2.09	3	Benzene	Ethanol	25	1.88	2
Ethanol	Benzene	25	3.02	5	Iodine	Ethanol	25	1.32	5
Formic acid	Benzene	25	2.28	5	Iodobenzene	Ethanol	20	1.00	5
Heptane	Benzene	25	1.79	3	3-Methyl-1-butanol	Ethanol	20	0.81	5
Methanol	Benzene	25	3.80	5	Pyridine	Ethanol	20	1.10	5
Toluene	Benzene	25	1.85	3	Tetrachloromethane	Ethanol	25	1.50	5
1,2,4-Trichlorobenzene	Benzene	8	1.34	5	Water	Ethanol	25	1.24	5
Trichloromethane	Benzene	25	2.26	5	Acetic acid	Ethyl acetate	20	2.18	5
Benzene	1-Butanol	25	1.00	5	Acetone	Ethyl acetate	20	3.18	5
Biphenyl	1-Butanol	25	0.63	5	2-Butanone	Ethyl acetate	30	2.93	5
Butanoic acid	1-Butanol	30	0.51	5	Ethyl benzoate	Ethyl acetate	20	1.85	5
<i>p</i> -Dichlorobenzene	1-Butanol	25	0.82	5	Nitrobenzene	Ethyl acetate	20	2.25	5
1,6-Hexanedioic acid	1-Butanol	30	0.40	5	Water	Ethyl acetate	25	3.20	5
Methanol	1-Butanol	30	0.59	5	Benzene	Heptane	25	3.75	1
<i>cis</i> -9-Octadecenoic acid	1-Butanol	30	0.25	5	Chlorobenzene	Heptane	25	3.42	1
Propane	1-Butanol	25	1.57	5	<i>p</i> -Chlorotoluene	Heptane	25	3.11	1
Water	1-Butanol	25	0.56	5	Ethylbenzene	Heptane	25	3.15	1
Benzene	Cyclohexane	25	1.92	1	Naphthalene	Heptane	25	2.81	1
Chlorobenzene	Cyclohexane	25	1.34	1	Perylene	Heptane	25	1.89	1
<i>p</i> -Chlorotoluene	Cyclohexane	25	1.28	1	Pyrene	Heptane	25	2.16	1
Ethylbenzene	Cyclohexane	25	1.36	1	Toluene	Heptane	25	3.42	1
Naphthalene	Cyclohexane	25	1.18	1	Benzene	Hexane	25	4.70	1
					Bromobenzene	Hexane	8	2.60	5

Solute	Solvent	t/°C	$D_{AB}/10^{-5} \text{ cm}^2 \text{ s}^{-1}$	Ref.	Solute	Solvent	t/°C	$D_{AB}/10^{-5} \text{ cm}^2 \text{ s}^{-1}$	Ref.
2-Butanone	Hexane	30	3.74	5	Ethylbenzene	2,2,4-Trimethylpentane	30	2.63	4
Chlorobenzene	Hexane	25	4.16	1	Toluene	2,2,4-Trimethylpentane	30	3.15	4
<i>p</i> -Chlorotoluene	Hexane	25	3.74	1	1,3,5-Trimethylbenzene	2,2,4-Trimethylpentane	30	2.26	4
Dodecane	Hexane	25	2.73	5	<i>o</i> -Xylene	2,2,4-Trimethylpentane	30	2.62	4
Ethylbenzene	Hexane	25	3.73	1	<i>p</i> -Xylene	2,2,4-Trimethylpentane	30	3.03	4
Iodine	Hexane	25	4.45	5	Acetic acid	Water	25	1.29	5
Methane	Hexane	25	0.09	5	Acetone	Water	25	1.28	5
Naphthalene	Hexane	25	3.55	1	Acetonitrile	Water	15	1.26	5
Perylene	Hexane	25	2.30	1	<i>L</i> -Alanine	Water	25	0.91	5
Propane	Hexane	25	4.87	5	Allyl alcohol	Water	15	0.90	5
Pyrene	Hexane	25	2.58	1	Aniline	Water	20	0.92	5
Tetrachloromethane	Hexane	25	3.70	5	<i>DL</i> -Arabinose	Water	20	0.69	5
Toluene	Hexane	25	4.12	1	Benzene	Water	20	1.02	5
Benzene	Octane	25	3.19	1	1-Butanol	Water	25	0.56	5
Chlorobenzene	Octane	25	2.89	1	Caprolactam	Water	25	0.87	5
<i>p</i> -Chlorotoluene	Octane	25	2.62	1	Chloroethene	Water	25	1.34	5
Ethylbenzene	Octane	25	2.58	1	Cyclohexane	Water	20	0.84	5
Naphthalene	Octane	25	2.35	1	Diethylamine	Water	20	0.97	5
Perylene	Octane	25	1.58	1	1,2-Ethanediol	Water	25	1.16	5
Pyrene	Octane	25	1.81	1	Ethanol	Water	25	1.24	5
Toluene	Octane	25	2.83	1	Ethanolamine	Water	25	1.08	5
1,3,5-Trimethylbenzene	Octane	30	2.21	4	Ethyl acetate	Water	20	1.00	5
<i>o</i> -Xylene	Octane	30	2.65	4	Ethylbenzene	Water	20	0.81	5
<i>p</i> -Xylene	Octane	30	2.82	4	Ethyl carbamate	Water	15	0.80	5
Acetone	Tetrachloromethane	25	1.75	5	α - <i>D</i> -Glucose	Water	25	0.67	5
Benzene	Tetrachloromethane	25	1.42	5	Glycerol	Water	25	1.06	5
Cyclohexane	Tetrachloromethane	25	1.30	5	Glycine	Water	25	1.05	5
Ethanol	Tetrachloromethane	25	1.90	5	β - <i>D</i> -Lactose	Water	15	0.38	5
Iodine	Tetrachloromethane	30	1.63	5	α -Maltose	Water	15	0.38	5
Trichloromethane	Tetrachloromethane	25	1.66	5	<i>D</i> -Mannitol	Water	15	0.50	5
Acetic acid	Toluene	25	2.26	5	Methane	Water	25	1.49	5
Benzene	Toluene	25	2.54	3	Methanol	Water	15	1.28	5
Benzoic acid	Toluene	25	1.49	5	3-Methyl-1-butanol	Water	10	0.69	5
Cyclohexane	Toluene	25	2.42	3	Methylcyclopentane	Water	20	0.85	5
Formic acid	Toluene	25	2.65	5	Phenol	Water	20	0.89	5
Water	Toluene	25	6.19	5	1-Propanol	Water	15	0.87	5
Acetone	Trichloromethane	25	2.55	5	Propene	Water	25	1.44	5
Benzene	Trichloromethane	25	2.89	5	Pyridine	Water	25	0.58	5
2-Butanone	Trichloromethane	25	2.13	5	Raffinose	Water	15	0.33	5
Butyl acetate	Trichloromethane	25	1.71	5	Sucrose	Water	25	0.52	5
Cyclohexane	Trichloromethane	25	1.28	3	Toluene	Water	20	0.85	5
Diethyl ether	Trichloromethane	25	2.13	3	Urea	Water	25	1.38	5
Ethanol	Trichloromethane	15	2.20	5					
Ethyl acetate	Trichloromethane	25	2.02	5					
Benzene	2,2,4-Trimethylpentane	30	3.46	4					

Section 7

Biochemistry

Properties of Amino Acids.....	7-1
Structures of Common Amino Acids	7-3
Properties of Purine and Pyrimidine Bases	7-5
The Genetic Code	7-6
Properties of Fatty Acids and Their Methyl Esters	7-7
Properties of Fatty Acid Methyl and Ethyl Esters Related to Biofuels	7-9
Composition and Properties of Common Oils and Fats	7-12
Carbohydrate Names and Symbols	7-17
Standard Transformed Gibbs Energies of Formation for Biochemical Reactants.....	7-19
Apparent Equilibrium Constants for Enzyme-Catalyzed Reactions	7-22
Thermodynamic Quantities for the Ionization Reactions of Buffers in Water	7-26
Biological Buffers.....	7-29
Typical pH Values of Biological Materials and Foods.....	7-30
Structure and Functions of Some Common Drugs.....	7-31
Chemical Constituents of Human Blood	7-50
Chemical Composition of the Human Body.....	7-53
Nutrient Values of Foods	7-54

This page intentionally left blank

PROPERTIES OF AMINO ACIDS

This table gives selected properties of some important amino acids and closely related compounds. The first part of the table lists the 20 “standard” amino acids that are the basic constituents of proteins. The second part includes other amino acids and related compounds of biochemical importance. Within each part of the table the compounds are listed by name in alphabetical order. Structures are given in the following table.

Symbol: Three-letter symbol for the standard amino acids

M_r : Molecular weight

t_m : Melting point

pK_a , pK_b , pK_c , pK_d : Negative of the logarithm of the acid dissociation constants for the COOH and NH₂ groups (and, in some cases, other groups) in the molecule (at 25 °C)

pI: pH at the isoelectric point

S: Solubility in water in units of grams of compound per kilogram of water; a temperature of 25 °C is understood unless otherwise stated in a superscript. When quantitative data are not available, the notations sl.s. (for slightly soluble), s. (for soluble), and v.s. (for very soluble) are used.

V_2^0 : Partial molar volume in aqueous solution at infinite dilution (at 25 °C)

Data on the enthalpy of formation of many of these compounds are included in the table “Standard Thermodynamic Properties of

Chemical Substances” in Section 5 of this *Handbook*. Absorption spectra and optical rotation data can be found in Reference 3. Partial molar volume is taken from Reference 5; other thermodynamic properties, including solubility as a function of temperature, are given in References 3 and 5. Most of the pK values come from References 1, 6, and 7.

References

1. Dawson, R. M. C., Elliott, D. C., Elliott, W. H., and Jones, K. M., *Data for Biochemical Research*, Third Edition, Clarendon Press, Oxford, 1986.
2. O’Neil, Maryadele J., Ed., *The Merck Index, Fourteenth Edition*, Merck & Co., Rahway, NJ, 2006.
3. Sober, H. A., Ed., *CRC Handbook of Biochemistry. Selected Data for Molecular Biology*, CRC Press, Boca Raton, FL, 1968.
4. Voet, D., and Voet, J. G., *Biochemistry, Second Edition*, John Wiley & Sons, New York, 1995.
5. Hinz, H. J., Ed., *Thermodynamic Data for Biochemistry and Biotechnology*, Springer-Verlag, Heidelberg, 1986.
6. Fasman, G. D., Ed. *Practical Handbook of Biochemistry and Molecular Biology*, CRC Press, Boca Raton, FL, 1989.
7. Smith, R. M., and Martell, A. E., *NIST Standard Reference Database 46: Critically Selected Stability Constants of Metal Complexes Database*, Version 3.0, National Institute of Standards and Technology, Gaithersburg, MD, 1997.
8. Ramasami, P., *J. Chem. Eng. Data*, 47, 1164, 2002.

Symbol	Name	Mol. form.	M_r	$t_m/^\circ\text{C}$	pK_a	pK_b	pK_c	pK_d	pI	S/g kg ⁻¹	$V_2^0/\text{cm}^3\text{mol}^{-1}$
Ala	L-Alanine	C ₃ H ₇ NO ₂	89.09	297	2.33	9.71			6.00	166.9	60.54
Arg	L-Arginine	C ₆ H ₁₄ N ₄ O ₂	174.20	244	2.03	9.00	12.10		10.76	182.6	127.42
Asn	L-Asparagine	C ₄ H ₈ N ₂ O ₃	132.12	235	2.16	8.73			5.41	25.1	78.0
Asp	L-Aspartic acid	C ₄ H ₇ NO ₄	133.10	270	1.95	9.66	3.71		2.77	5.04	74.8
Cys	L-Cysteine	C ₃ H ₇ NO ₂ S	121.16	240	1.91	10.28	8.14		5.07	v.s.	73.45
Gln	L-Glutamine	C ₅ H ₁₀ N ₂ O ₃	146.14	185	2.18	9.00			5.65	42	
Glu	L-Glutamic acid	C ₅ H ₉ NO ₄	147.13	160	2.16	9.58	4.15		3.22	8.6	89.85
Gly	Glycine	C ₂ H ₅ NO ₂	75.07	290	2.34	9.58			5.97	239	43.26
His	L-Histidine	C ₆ H ₉ N ₃ O ₂	155.15	287	1.70	9.09	6.04		7.59	43.5	98.3
Ile	L-Isoleucine	C ₆ H ₁₃ NO ₂	131.17	284	2.26	9.60			6.02	34.2	105.80
Leu	L-Leucine	C ₆ H ₁₃ NO ₂	131.17	293	2.32	9.58			5.98	23.8	107.77
Lys	L-Lysine	C ₆ H ₁₄ N ₂ O ₂	146.19	224	2.15	9.16	10.67		9.74	5.8	108.5
Met	L-Methionine	C ₅ H ₁₁ NO ₂ S	149.21	281	2.16	9.08			5.74	56	105.57
Phe	L-Phenylalanine	C ₉ H ₁₁ NO ₂	165.19	283	2.18	9.09			5.48	27.9	121.5
Pro	L-Proline	C ₅ H ₉ NO ₂	115.13	221	1.95	10.47			6.30	1625	82.76
Ser	L-Serine	C ₃ H ₇ NO ₃	105.09	228	2.13	9.05			5.68	250	60.62
Thr	L-Threonine	C ₄ H ₉ NO ₃	119.12	256	2.20	8.96			5.60	90.6	76.90
Trp	L-Tryptophan	C ₁₁ H ₁₂ N ₂ O ₂	204.23	289	2.38	9.34			5.89	13.2	143.8
Tyr	L-Tyrosine	C ₉ H ₁₁ NO ₃	181.19	343	2.24	9.04	10.10		5.66	0.51	
Val	L-Valine	C ₅ H ₁₁ NO ₂	117.15	315	2.27	9.52			5.96	88	90.75

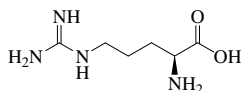
Name	Mol. form.	M_r	$t_m/^\circ\text{C}$	pK_a	pK_b	pK_c	pK_d	pI	S/g kg ⁻¹	$V_2^0/\text{cm}^3\text{mol}^{-1}$
N-Acetylglutamic acid	C ₇ H ₁₁ NO ₅	189.17	199						s.	
N6-Acetyl-L-lysine	C ₈ H ₁₆ N ₂ O ₃	188.22	265	2.12	9.51					
β-Alanine	C ₃ H ₇ NO ₂	89.09	200	3.51	10.08					890
2-Aminoadipic acid	C ₆ H ₁₁ NO ₄	161.16	207	2.14	4.21	9.77		3.18	2.2 ⁴⁰	58.28
DL-2-Aminobutanoic acid	C ₄ H ₉ NO ₂	103.12	304	2.30	9.63			6.06	210	75.6
DL-3-Aminobutanoic acid	C ₄ H ₉ NO ₂	103.12	194.3	3.43	10.05			7.30	1250	76.3
4-Aminobutanoic acid	C ₄ H ₉ NO ₂	103.12	203	4.02	10.35				971	73.2
10-Aminodecanoic acid	C ₁₀ H ₂₁ NO ₂	187.28	188.5							167.3

Name	Mol. form.	M_r	$t_m/^\circ\text{C}$	pK_a	pK_b	pK_c	pK_d	pI	S/g kg ⁻¹	$V_2^0/\text{cm}^3\text{mol}^{-1}$
7-Aminoheptanoic acid	$\text{C}_7\text{H}_{15}\text{NO}_2$	145.20	195						v.s.	120.0
6-Aminohexanoic acid	$\text{C}_6\text{H}_{13}\text{NO}_2$	131.17	205					7.29	850	104.2
L-3-Amino-2-methylpropanoic acid	$\text{C}_4\text{H}_9\text{NO}_2$	103.12	185						s.	
2-Amino-2-methylpropanoic acid	$\text{C}_4\text{H}_9\text{NO}_2$	103.12	335	2.36	10.21			5.72	137	77.55
9-Aminononanoic acid	$\text{C}_9\text{H}_{19}\text{NO}_2$	173.26	191							151.3
8-Aminooctanoic acid	$\text{C}_8\text{H}_{17}\text{NO}_2$	159.23	192							136.1
5-Amino-4-oxopentanoic acid	$\text{C}_5\text{H}_9\text{NO}_3$	131.13	118	4.05	8.90					
5-Aminopentanoic acid	$\text{C}_5\text{H}_{11}\text{NO}_2$	117.15	157 dec						s.	87.6
<i>o</i> -Anthranilic acid	$\text{C}_7\text{H}_7\text{NO}_2$	137.14	146	2.05	4.95				3.5 ¹⁴	
Azaserine	$\text{C}_5\text{H}_7\text{N}_3\text{O}_4$	173.13	150		8.55				v.s.	
Canavanine	$\text{C}_5\text{H}_{12}\text{N}_4\text{O}_3$	176.17	172	2.50	6.60	9.25		7.93	v.s.	
L- γ -Carboxyglutamic acid	$\text{C}_6\text{H}_9\text{NO}_6$	191.14	167	1.70	9.90	4.75	3.20			
Carnosine	$\text{C}_9\text{H}_{14}\text{N}_4\text{O}_3$	226.23	260	2.51	9.35	6.76			322	
Citrulline	$\text{C}_6\text{H}_{13}\text{N}_3\text{O}_3$	175.19	222	2.32	9.30			5.92	s.	
Creatine	$\text{C}_4\text{H}_9\text{N}_3\text{O}_2$	131.13	303	2.63	14.30				16	
L-Cysteic acid	$\text{C}_3\text{H}_7\text{NO}_5\text{S}$	169.16	260	1.89	8.70	1.30			v.s.	
L-Cystine	$\text{C}_6\text{H}_{12}\text{N}_2\text{O}_4\text{S}_2$	240.30	260	1.50	8.80	2.05	8.03		0.17	
2,4-Diaminobutanoic acid	$\text{C}_4\text{H}_{10}\text{N}_2\text{O}_2$	118.13	118.1	1.85	8.24	10.44		9.27	s.	
3,5-Dibromo-L-tyrosine	$\text{C}_9\text{H}_9\text{Br}_2\text{NO}_3$	338.98	245						2.72	
3,5-Dichloro-L-tyrosine	$\text{C}_9\text{H}_9\text{Cl}_2\text{NO}_3$	250.08	247						1.97	
3,5-Diiodo-L-tyrosine	$\text{C}_9\text{H}_9\text{I}_2\text{NO}_3$	432.98	213	2.12	9.10	6.16			0.62	
Dopamine	$\text{C}_8\text{H}_{11}\text{NO}_2$	153.18			10.36	8.88			s.	
L-Ethionine	$\text{C}_6\text{H}_{13}\text{NO}_2\text{S}$	163.24	273	2.18	9.05	13.10				
<i>N</i> -Glycylglycine	$\text{C}_4\text{H}_8\text{N}_2\text{O}_3$	132.12	263	3.13	8.10				231	
Guanidinoacetic acid	$\text{C}_3\text{H}_7\text{N}_3\text{O}_2$	117.11	282	2.82					5	
Histamine	$\text{C}_5\text{H}_9\text{N}_3$	111.15	83		9.83	6.11			v.s.	
L-Homocysteine	$\text{C}_4\text{H}_9\text{NO}_2\text{S}$	135.19	232	2.15	8.57	10.38		5.55	s.	
Homocystine	$\text{C}_8\text{H}_{16}\text{N}_2\text{O}_4\text{S}_2$	268.35	264	1.59	9.44	2.54	8.52		0.2	
L-Homoserine	$\text{C}_4\text{H}_9\text{NO}_3$	119.12	203	2.27	9.28			6.17	1100	
3-Hydroxy-DL-glutamic acid	$\text{C}_5\text{H}_9\text{NO}_5$	163.13	209					3.28		
5-Hydroxylysine	$\text{C}_6\text{H}_{14}\text{N}_2\text{O}_3$	162.19		2.13	8.85	9.83		9.15		
<i>trans</i> -4-Hydroxy-L-proline	$\text{C}_5\text{H}_9\text{NO}_3$	131.13	274	1.82	9.47			5.74	361	84.49
L-3-Iodotyrosine	$\text{C}_9\text{H}_{10}\text{INO}_3$	307.08	205	2.20	9.10	8.70			sl.s.	
L-Kynurenine	$\text{C}_{10}\text{H}_{12}\text{N}_2\text{O}_3$	208.21	194						sl.s.	
L-Lanthionine	$\text{C}_6\text{H}_{12}\text{N}_2\text{O}_4\text{S}$	208.24	294						1.5	
Levodopa	$\text{C}_9\text{H}_{11}\text{NO}_4$	197.19	277	2.32	8.72	9.96	11.79		1.65 ²⁰	
L-1-Methylhistidine	$\text{C}_7\text{H}_{11}\text{N}_3\text{O}_2$	169.18	249	1.69	8.85	6.48			200	
L-Norleucine	$\text{C}_6\text{H}_{13}\text{NO}_2$	131.17	301	2.31	9.68			6.09	15	107.7
L-Norvaline	$\text{C}_5\text{H}_{11}\text{NO}_2$	117.15	307	2.31	9.65				107	91.8
L-Ornithine	$\text{C}_5\text{H}_{12}\text{N}_2\text{O}_2$	132.16	140	1.94	8.78	10.52		9.73	v.s.	
O-Phosphoserine	$\text{C}_3\text{H}_8\text{NO}_6\text{P}$	185.07	166	2.14	9.80	5.70				
L-Pyroglutamic acid	$\text{C}_5\text{H}_7\text{NO}_3$	129.12	162	3.32						
Sarcosine	$\text{C}_3\text{H}_7\text{NO}_2$	89.09	212	2.18	9.97				428	
Taurine	$\text{C}_2\text{H}_7\text{NO}_3\text{S}$	125.15	328	-0.3	9.06				105	
L-Thyroxine	$\text{C}_{15}\text{H}_{11}\text{I}_4\text{NO}_4$	776.87	235	2.20	10.01	6.45			sl.s.	

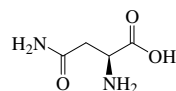
STRUCTURES OF COMMON AMINO ACIDS



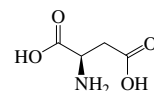
L-Alanine (Ala)



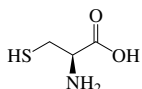
L-Arginine (Arg)



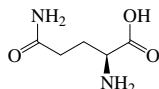
L-Asparagine (Asn)



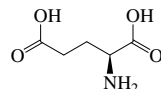
L-Aspartic acid (Asp)



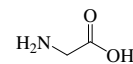
L-Cysteine (Cys)



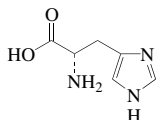
L-Glutamine (Gln)



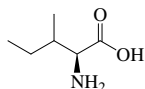
L-Glutamic acid (Glu)



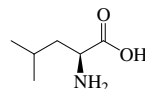
Glycine (Gly)



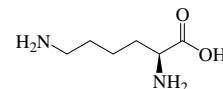
L-Histidine (His)



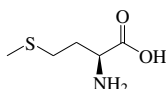
L-Isoleucine (Ile)



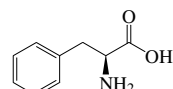
L-Leucine (Leu)



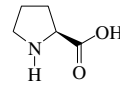
L-Lysine (Lys)



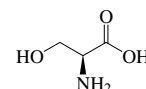
L-Methionine (Met)



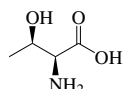
L-Phenylalanine (Phe)



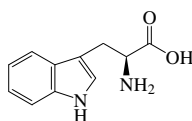
L-Proline (Pro)



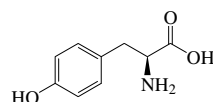
L-Serine (Ser)



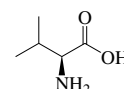
L-Threonine (Thr)



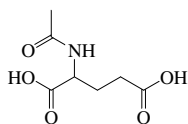
L-Tryptophan (Trp)



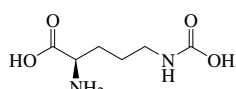
L-Tyrosine (Tyr)



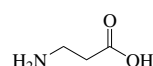
L-Valine (Val)



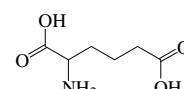
N-Acetylglutamic acid



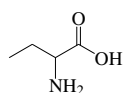
N6-Acetyl-L-lysine



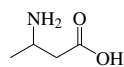
β-Alanine



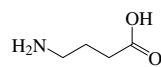
2-Amino adipic acid



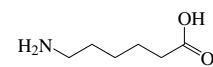
DL-2-Aminobutanoic acid



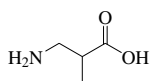
DL-3-Aminobutanoic acid



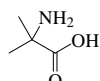
4-Aminobutanoic acid



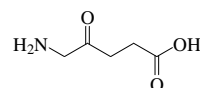
6-Aminohexanoic acid



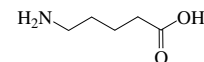
L-3-Amino-2-methylpropanoic acid



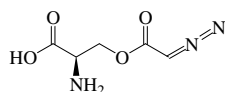
2-Amino-2-methylpropanoic acid



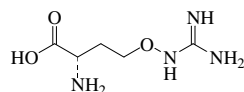
5-Amino-4-oxopentanoic acid



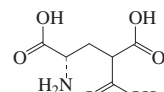
5-Aminopentanoic acid



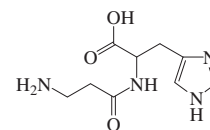
Azaserine



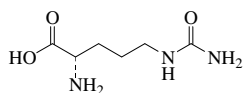
Canavanine



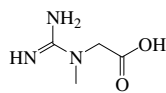
L-γ-Carboxyglutamic acid



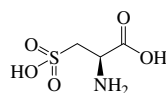
Carnosine



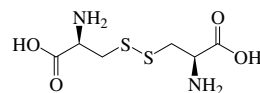
Citrulline



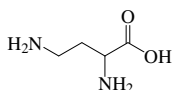
Creatine



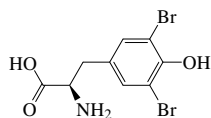
L-Cysteic acid



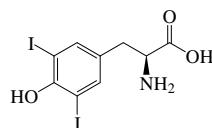
L-Cystine



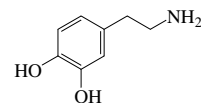
2,4-Diaminobutanoic acid



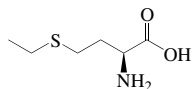
3,5-Dibromo-L-tyrosine



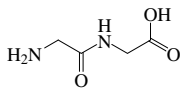
3,5-Diiodo-L-tyrosine



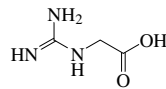
Dopamine



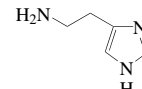
L-Ethionine



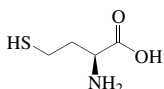
N-Glycylglycine



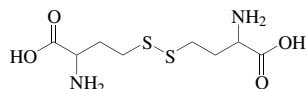
Guanidinoacetic acid



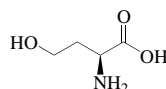
Histamine



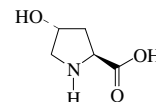
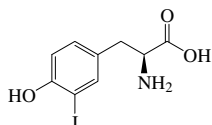
L-Homocysteine



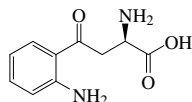
Homocystine



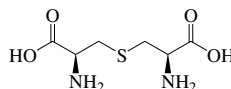
L-Homoserine

*trans*-4-Hydroxy-L-proline

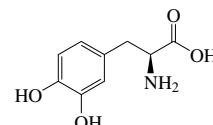
L-3-Iodotyrosine



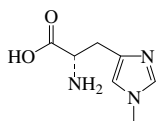
L-Kynurenine



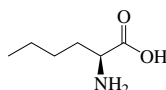
L-Lanthionine



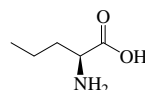
Levodopa



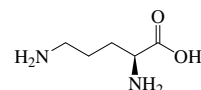
L-1-Methylhistidine



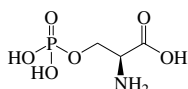
L-Norleucine



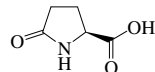
L-Norvaline



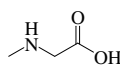
L-Ornithine



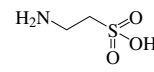
O-Phosphoserine



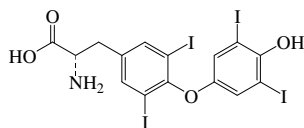
L-Pyroglutamic acid



Sarcosine



Taurine



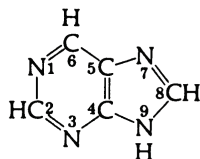
L-Thyroxine

PROPERTIES OF PURINE AND PYRIMIDINE BASES

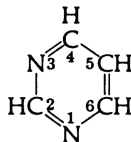
This table lists some of the important purine and pyrimidine bases that occur in nucleic acids. The pK_a values (negative logarithm of the acid dissociation constant) are given for each ioniza-

tion stage. The last column gives the aqueous solubility S at the indicated temperature in units of grams per 100 grams of solution.

The numbering system in the rings is:



Purine



Pyrimidine

References

1. Dawson, R. M. C., et al., *Data for Biochemical Research*, 3rd ed., Clarendon Press, Oxford, 1986.
2. O'Neil, M. J., Ed., *The Merck Index*, 13th ed., Merck and Co., Rahway, NJ, 2001.

Common name	Systematic name	Mol. form.	Mol. wt.	pK _a values			S/mass % (temp.)
<i>Pyrimidines</i>							
Cytosine	4-Amino-2-hydroxypyrimidine	C ₄ H ₅ N ₃ O	111.10	4.60	12.16		0.73 (25 °C)
5-Methylcytosine	4-Amino-2-hydroxy-5-methylpyrimidine	C ₅ H ₇ N ₃ O	125.13	4.6	12.4		0.45 (25 °C)
5-Hydroxymethylcytosine	4-Amino-2-hydroxy-5-hydroxymethylpyrimidine	C ₅ H ₇ N ₃ O ₂	141.13	4.3	13		
Uracil	2,4-Dihydroxypyrimidine	C ₄ H ₄ N ₂ O ₂	112.09	0.5	9.5	>13	0.27 (25 °C)
Thymine	5-Methyluracil	C ₅ H ₆ N ₂ O ₂	126.11	9.94	>13		0.35 (25 °C)
Orotic acid	Uracil-6-carboxylic acid	C ₅ H ₄ N ₂ O ₄	156.10	2.4	9.5	>13	0.18 (18 °C)
<i>Purines</i>							
Adenine	6-Aminopurine	C ₅ H ₅ N ₅	135.14	<1	4.3	9.83	0.104 (25 °C)
Guanine	2-Amino-6-hydroxypurine	C ₅ H ₅ N ₅ O	151.13	3.3	9.2	12.3	0.0068 (40 °C)
7-Methylguanine	7-Methyl-2-amino-6-hydroxypurine	C ₆ H ₇ N ₅ O	165.16	3.5	9.9		
Isoguanine	6-Amino-2-hydroxypurine	C ₅ H ₅ N ₅ O	151.13	4.5	9.0		0.006 (25 °C)
Xanthine	2,6-Dioxopurine	C ₅ H ₄ N ₄ O ₂	152.11	0.8	7.4	11.1	0.05 (20 °C)
Hypoxanthine	6-Hydroxypurine	C ₅ H ₄ N ₄ O	136.11	2.0	8.9	12.1	0.07 (19 °C)
Uric acid	2,6,8-Trihydroxypurine	C ₅ H ₄ N ₄ O ₃	168.11	5.4	11.3		0.002 (20 °C)

THE GENETIC CODE

This table gives the correspondence between a messenger RNA codon and the amino acid that it specifies. The symbols for bases in the codon are:

U: uracil
C: cytosine
A: adenine
G: guanine

The amino acid symbols are given in the table entitled "Structures of Common Amino Acids." A chain-initiating codon is indicated by **init** and a chain-terminating codon by **term**.

Example: UCA codes for **Ser**, UAC codes for **Tyr**, etc.

First position	Second position				Third position
	U	C	A	G	
U	Phe	Ser	Tyr	Cys	U
	Phe	Ser	Tyr	Cys	C
	Leu	Ser	term	term	A
	Leu	Ser	term	Trp	G
C	Leu	Pro	His	Arg	U
	Leu	Pro	His	Arg	C
	Leu	Pro	Gln	Arg	A
	Leu	Pro	Gln	Arg	G
A	Ile	Thr	Asn	Ser	U
	Ile	Thr	Asn	Ser	C
	Ile	Thr	Lys	Arg	A
	Met (init)	Thr	Lys	Arg	G
G	Val	Ala	Asp	Gly	U
	Val	Ala	Asp	Gly	C
	Val	Ala	Glu	Gly	A
	Val (init)	Ala	Glu	Gly	G

PROPERTIES OF FATTY ACIDS AND THEIR METHYL ESTERS

This table gives the names and selected properties of some important fatty acids and their methyl esters. It includes most of the acids that are significant constituents of naturally occurring oils and fats. Compounds are listed first by number of carbon atoms and, secondly, by the degree of unsaturation. Both the systematic name and the common or trivial name are given, as well as the Chemical Abstracts Service Registry Number and the shorthand acid code that is frequently used. The first number in this code gives the number of carbon atoms; the number following the colon is the number of unsaturated centers (mainly double bonds). The location and orientation of the unsaturated centers follow. The symbols used are: *c* = *cis*; *t* = *trans*; *a* = acetylenic center; *e* = ethylenic center at end of chain; *ep* = *epoxy*. Thus 9c,11t indicates a double bond with *cis* orientation at the No. 9 carbon and another with *trans* orientation at the No. 11 carbon. More details on the codes can be found in Reference 1.

The table gives the molecular weight and melting point of the acid and the melting and boiling points of the methyl ester of the acid when available. A superscript on the boiling point indicates the pressure in mmHg (torr); if there is no superscript, the value refers

to one atmosphere (760 mmHg). The references cover many other fatty acids beyond those listed here and give additional properties.

We are indebted to Frank D. Gunstone for advice on the content of the table.

References

1. Gunstone, F. D., Harwood, J. L., and Dijkstra, A. J., eds., *The Lipid Handbook, Third Edition*, CRC Press, Boca Raton, FL, 2006.
2. Gunstone, F. D., and Adlof, R. O., *Common (non-systematic) Names for Fatty Acids*, www.aocs.org/member/division/analytic/fanames.asp, 2003.
3. Firestone, D., *Physical and Chemical Characteristics of Oils, Fats, and Waxes*, 2nd Edition, AOCS Press, Urbana, IL, 2006.
4. Dawson, R. M. C., Elliott, D. C., Elliott, W. H., and Jones, K. M., *Data for Biochemical Research*, Third Edition, Clarendon Press, Oxford, 1986.
5. Altman, P. L., and Dittmer, D. S., eds., *Biology Data Book*, Second Edition, Vol. 1, Federation of American Societies for Experimental Biology, Bethesda, MD, 1972.
6. Fasman, G. D., Ed., *Practical Handbook of Biochemistry and Molecular Biology*, CRC Press, Boca Raton, FL, 1989.

Systematic name	Common name	Mol. form.	Acid code	CAS RN	Mol. weight	mp/°C	Methyl ester	
							mp/°C	bp/°C
Butanoic acid	Butyric acid	C ₄ H ₈ O ₂	4:0	107-92-6	88.106	-5.1	-85.8	102.8
Pentanoic acid	Valeric acid	C ₅ H ₁₀ O ₂	5:0	109-52-4	102.132	-33.6		127.4
3-Methylbutanoic acid	Isovaleric acid	C ₅ H ₁₀ O ₂	4:0 3-Me	503-74-2	102.132	-29.3		116.5
Hexanoic acid	Caproic acid	C ₆ H ₁₂ O ₂	6:0	142-62-1	116.158	-3	-71	149.5
Heptanoic acid	Enanthic acid	C ₇ H ₁₄ O ₂	7:0	111-14-8	130.185	-7.2	-56	174
Octanoic acid	Caprylic acid	C ₈ H ₁₆ O ₂	8:0	124-07-2	144.212	16.5	-40	192.9
Nonanoic acid	Pelargonic acid	C ₉ H ₁₈ O ₂	9:0	112-05-0	158.238	12.4		213.5
Decanoic acid	Capric acid	C ₁₀ H ₂₀ O ₂	10:0	334-48-5	172.265	31.4	-18	224
9-Decenoic acid	Caproleic acid	C ₁₀ H ₁₈ O ₂	10:1 9e	14436-32-9	170.249	26.5		120 ²⁰
Undecanoic acid		C ₁₁ H ₂₂ O ₂	11:0	112-37-8	186.292	28.6		123 ¹⁰
Dodecanoic acid	Lauric acid	C ₁₂ H ₂₄ O ₂	12:0	143-07-7	200.318	43.8	5.1	268
<i>cis</i> -9-Dodecenoic acid	Lauroleic acid	C ₁₂ H ₂₂ O ₂	12:1 9c	2382-40-3	198.302			
Tridecanoic acid		C ₁₃ H ₂₆ O ₂	13:0	638-53-9	214.344	41.5	6.5	92 ¹
Tetradecanoic acid	Myristic acid	C ₁₄ H ₂₈ O ₂	14:0	544-63-8	228.371	54.2	19	295
<i>cis</i> -9-Tetradecenoic acid	Myristoleic acid	C ₁₄ H ₂₆ O ₂	14:1 9c	13147-06-3	226.355	-4		
Pentadecanoic acid		C ₁₅ H ₃₀ O ₂	15:0	1002-84-2	242.398	52.3	18.5	153.5
Hexadecanoic acid	Palmitic acid	C ₁₆ H ₃₂ O ₂	16:0	57-10-3	256.424	62.5	29.6	324
<i>cis</i> -9-Hexadecenoic acid	Palmitoleic acid	C ₁₆ H ₃₀ O ₂	16:1 9c	373-49-9	254.408	0.5	-33.7	325
Heptadecanoic acid	Margaric acid	C ₁₇ H ₃₄ O ₂	17:0	506-12-7	270.451	61.3	30	185 ⁹
Octadecanoic acid	Stearic acid	C ₁₈ H ₃₆ O ₂	18:0	57-11-4	284.478	69.3	38.7	353
<i>cis</i> -6-Octadecenoic acid	Petroselinic acid	C ₁₈ H ₃₄ O ₂	18:1 6c	593-39-5	282.462	29.8		
<i>cis</i> -9-Octadecenoic acid	Oleic acid	C ₁₈ H ₃₄ O ₂	18:1 9c	112-80-1	282.462	13.4	-19.7	347
<i>trans</i> -9-Octadecenoic acid	Elaidic acid	C ₁₈ H ₃₄ O ₂	18:1 9t	112-79-8	282.462	45	13.5	218 ²⁴
<i>cis</i> -11-Octadecenoic acid	<i>cis</i> -Vaccenic acid	C ₁₈ H ₃₄ O ₂	18:1 11c	506-17-2	282.462	15		163 ³¹
<i>trans</i> -11-Octadecenoic acid	Vaccenic acid	C ₁₈ H ₃₄ O ₂	18:1 11t	693-72-1	282.462	44		172 ³
<i>cis</i> -12,13-Epoxy- <i>cis</i> -9-octadecenoic acid	Vernolic acid	C ₁₈ H ₃₂ O ₃	18:1 12,13-ep,9c	503-07-1	296.445	32.5		
12-Hydroxy- <i>cis</i> -9-octadecenoic acid	Ricinoleic acid	C ₁₈ H ₃₄ O ₃	18:1 12-OH,9c	141-22-0	298.461	-8.28		226 ¹⁵
<i>cis,trans</i> -9,11-Octadecadienoic acid	Rumenic (CLA)	C ₁₈ H ₃₂ O ₂	18:2 9c,11t	1839-11-8	280.446	20		
<i>cis,cis</i> -9,12-Octadecadienoic acid	Linoleic acid	C ₁₈ H ₃₂ O ₂	18:2 9c,12c	60-33-3	280.446	-7	-36.6	347

Systematic name	Common name	Mol. form.	Acid code	CAS RN	Mol. weight	mp/°C	Methyl ester	
							mp/°C	bp/°C
<i>trans,cis</i> -10,12-Octadecadienoic acid	(CLA)	C ₁₈ H ₃₂ O ₂	18:2 10t,12c	22880-03-1	280.446	23	−12	
<i>cis</i> -9-Octadecen-12-ynoic acid	Crepenynic acid	C ₁₈ H ₃₀ O ₂	18:2 9c,12a	2277-31-8	278.430			
<i>cis,cis,cis</i> -5,9,12-Octadecatrienoic acid	Pinolenic acid	C ₁₈ H ₃₀ O ₂	18:3 5c,9c,12c	27213-43-0	278.430			
<i>trans,cis,cis</i> -5,9,12-Octadecatrienoic acid	Columbinic acid	C ₁₈ H ₃₀ O ₂	18:3 5t,9c,12c	2441-53-4	278.430			
<i>cis,cis,cis</i> -6,9,12-Octadecatrienoic acid	γ-Linolenic acid	C ₁₈ H ₃₀ O ₂	18:3 6c,9c,12c	506-26-3	278.430			162 ^{0.5}
<i>trans,trans,cis</i> -8,10,12-Octadecatrienoic acid	Calendic acid	C ₁₈ H ₃₀ O ₂	18:3 8t,10t,12c	28872-28-8	278.430	40		
<i>cis,trans,cis</i> -9,11,13-Octadecatrienoic acid	Punicic acid	C ₁₈ H ₃₀ O ₂	18:3 9c,11t,13c	544-72-9	278.430	45		
<i>cis,trans,trans</i> -9,11,13-Octadecatrienoic acid	α-Eleostearic acid	C ₁₈ H ₃₀ O ₂	18:3 9c,11t,13t	506-23-0	278.430	49		148 ¹
<i>trans,trans,cis</i> -9,11,13-Octadecatrienoic acid	Catalpic acid	C ₁₈ H ₃₀ O ₂	18:3 9t,11t,13c	4337-71-7	278.430	32		
<i>trans,trans,trans</i> -9,11,13-Octadecatrienoic acid	β-Eleostearic acid	C ₁₈ H ₃₀ O ₂	18:3 9t,11t,13t	544-73-0	278.430	71.5	13	162 ¹
<i>cis,cis,cis</i> -9,12,15-Octadecatrienoic acid	α-Linolenic acid	C ₁₈ H ₃₀ O ₂	18:3 9c,12c,15c	463-40-1	278.430	−11.3	−49	348
6,9,12,15-Octadecatetraenoic acid, all <i>cis</i>	Stearidonic acid	C ₁₈ H ₂₈ O ₂	18:4 6c,9c,12c,15c	20290-75-9	276.414	−57		
<i>cis,trans,trans,cis</i> -9,11,13,15-Octadecatetraenoic acid	Parinaric acid	C ₁₈ H ₂₈ O ₂	18:4 9c,11t,13t,15c	593-38-4	276.414	86		
Nonadecanoic acid		C ₁₉ H ₃₈ O ₂	19:0	646-30-0	298.504	69.4	41.3	190 ⁴
Eicosanoic acid	Arachidic acid	C ₂₀ H ₄₀ O ₂	20:0	506-30-9	312.531	76.5	46.4	371
3,7,11,15-Tetramethylhexadecanoic acid	Phytanic acid	C ₂₀ H ₄₀ O ₂	16:0 3,7,11,15-tetramethyl	14721-66-5	312.531	−65		
<i>cis</i> -5-Eicosenoic acid		C ₂₀ H ₃₈ O ₂	20:1 5c	7050-07-9	310.515	27		
<i>cis</i> -9-Eicosenoic acid	Gadoleic acid	C ₂₀ H ₃₈ O ₂	20:1 9c	29204-02-2	310.515	24.5	−34	378
<i>cis</i> -11-Eicosenoic acid	Gondoic acid	C ₂₀ H ₃₈ O ₂	20:1 11c	2462-94-4	310.515	24		
<i>cis,cis,cis</i> -8,11,14-Eicosatrienoic acid	Dihomo-γ-linolenic acid	C ₂₀ H ₃₄ O ₂	20:3 8c,11c,14c	1783-84-2				
5,8,11,14-Eicosatetraenoic acid, all <i>cis</i>	Arachidonic acid	C ₂₀ H ₃₂ O ₂	20:4 5c,8c,11c,14c	506-32-1	304.467	−38		195 ^{0.7}
5,8,11,14,17-Eicosapentaenoic acid, all <i>cis</i>	Timnodonic acid, EPA	C ₂₀ H ₃₀ O ₂	20:5 5c,8c,11c,14c,17c	10417-94-4	302.451	−54		
Heneicosanoic acid		C ₂₁ H ₄₂ O ₂	21:0	2363-71-5	326.557	82	49	207 ⁴
Docosanoic acid	Behenic acid	C ₂₂ H ₄₄ O ₂	22:0	112-85-6	340.583	81.5	53.3	402
<i>cis</i> -11-Docosenoic acid	Cetolic acid	C ₂₂ H ₄₂ O ₂	22:1 11c	506-36-5	338.567	33		
<i>cis</i> -13-Docosenoic acid	Erucic acid	C ₂₂ H ₄₂ O ₂	22:1 13c	112-86-7	338.567	34.7	−1.1	400
<i>trans</i> -13-Docosenoic acid	Brassicidic acid	C ₂₂ H ₄₂ O ₂	22:1 13t	506-33-2	338.567	61.9	35	
<i>cis,cis</i> -5,13-Docosadienoic acid		C ₂₂ H ₄₀ O ₂	22:2 5c,13c	676-39-1	336.552	−4		
7,10,13,16,19-Docosapentaenoic acid, all <i>cis</i>		C ₂₂ H ₃₄ O ₂	22:5 7c,10c,13c,16c,19c					
4,7,10,13,16,19-Docosahexaenoic acid, all <i>cis</i>	Cervonic acid, DHA	C ₂₂ H ₃₂ O ₂	22:6 4c,7c,10c,13c,16c,19c	2091-24-9		−45		
Tricosanoic acid		C ₂₃ H ₄₆ O ₂	23:0	2433-96-7		79.6	53.4	
Tetracosanoic acid	Lignoceric acid	C ₂₄ H ₄₈ O ₂	24:0	557-59-5	368.637	87.5	60	
<i>cis</i> -15-Tetracosenoic acid	Nervonic acid	C ₂₄ H ₄₆ O ₂	24:1 15c	506-37-6	366.621	43	15	165 ^{0.02}
Pentacosanoic acid		C ₂₅ H ₅₀ O ₂	25:0	506-38-7	382.664	77.5	62	
Hexacosanoic acid	Cerotic acid	C ₂₆ H ₅₂ O ₂	26:0	506-46-7	396.690	88.5	63.8	286 ^{1.5}
Heptacosanoic acid		C ₂₇ H ₅₄ O ₂	27:0	7138-40-1		87.6	64	
Octacosanoic acid	Montanic acid	C ₂₈ H ₅₆ O ₂	28:0	506-48-9	424.744	90.9	67	
Nonacosanoic acid		C ₂₉ H ₅₈ O ₂	29:0	4250-38-8	438.770	90.3	69	
Triacontanoic acid	Melissic acid	C ₃₀ H ₆₀ O ₂	30:0	506-50-3	452.796	93.6	72	
Hentriacontanoic acid		C ₃₁ H ₆₂ O ₂	31:0	38232-01-8	466.823	93.1		
Dotriacontanoic acid	Lacceric acid	C ₃₂ H ₆₄ O ₂	32:0	3625-52-3	480.849	96.2		192 ^{0.01}

PROPERTIES OF FATTY ACID METHYL AND ETHYL ESTERS RELATED TO BIOFUELS

Robert D. Chirico and Michael Frenkel

These tables provide critically evaluated properties and sources of experimental data for fatty acid methyl esters and ethyl esters found in biofuels. All listed property values are based on experimental results reported in Refs. 1 to 103. Critical evaluation was carried out dynamically with the *NIST ThermoData Engine* (TDE) software (Ref. 104). The software algorithms have been described in the literature (see Refs. 105 to 110).

The table of properties lists the common name, molecular formula, Chemical Abstracts Service Registry Number (CASRN), acid code, normal melting temperature (mp/°C), density of the liquid phase at 25 °C and 50 °C near pressure $p = 0.1$ MPa (ρ^{25} and ρ^{50} expressed in $\text{kg} \times \text{m}^{-3}$), vapor pressure p_{sat} at the temperatures 100 °C and 150 °C (p_{sat}^{100} and p_{sat}^{150} in Pa), the normal boiling temperature (bp/°C), heat capacity of the liquid phase at 25 °C and 50 °C near pressure $p = 0.1$ MPa (C_p^{25} and C_p^{50} in $\text{J} \times \text{K}^{-1} \times \text{mol}^{-1}$), and viscosity of the liquid at 25 °C and 50 °C near pressure $p = 0.1$ MPa (η^{25} and η^{50} in $\text{mPa} \times \text{s}$). In some cases, property values for

the liquid cannot be evaluated at 25 °C because the compound is solid at this temperature. In such cases, values are given at 40 °C, as indicated with a superscript “40.” All normal boiling temperatures are estimates based on extrapolation of vapor pressures measured at lower temperatures. The acid code is a common shorthand used in the field. The first number represents the number of carbon atoms in the parent fatty acid, and the second number indicates the number of double bonds present. Values in parentheses are the estimated expanded uncertainties (0.95 level of confidence) (see Refs. 111 to 113) for the property values. A discussion of uncertainty terminology with particular application to thermodynamic and transport properties is given in Ref. 114.

The second table provides up to five data sources reporting experimental measurements of the indicated property. Generally, these are the most important sources that were used in the critical evaluation process. The numbers correspond to those in the reference list.

Compounds	Molecular Formula	CASRN	Acid code	mp °C	ρ^{25} kg m ⁻³	ρ^{50} kg m ⁻³	p_{sat}^{100} Pa	p_{sat}^{150} Pa	bp °C	C_p^{25} J mol ⁻¹ K ⁻¹	C_p^{50} J mol ⁻¹ K ⁻¹	η^{25} mPa s	η^{50} mPa s
<i>Methyl Esters</i>													
Methyl laurate	C ₁₃ H ₂₆ O ₂	111-82-0	12:0	5.1(0.2)	865.4(0.5)	845.6(0.6)	218(6)	2660(50)	268(2)	437(2)	451(2)	2.80(0.05)	1.71(0.04)
Methyl myristate	C ₁₅ H ₃₀ O ₂	124-10-7	14:0	19.0(0.5)	863.2(1.0)	844.1(0.6)	53.8(0.3)	850(60)	295(10)	501(3)	511(2)	4.07(0.08)	2.35(0.05)
Methyl palmitate	C ₁₇ H ₃₄ O ₂	112-39-0	16:0	29.6(0.5)	851(3) ⁴⁰	842(2)	12.2(1.0)	270(11)	324(6)	572(3) ⁴⁰	578(3)	3.75(0.1) ⁴⁰	3.04(0.1)
Methyl palmitoleate	C ₁₇ H ₃₂ O ₂	1120-25-8	16:1	-33.7(0.6)	865.1(0.7)	846.1(0.6)	9.9(1.3)	242(32)	325(6)	x	x	3.75(0.1)	2.2(0.1)
Methyl stearate	C ₁₉ H ₃₈ O ₂	112-61-8	18:0	38.7(0.6)	849.7(1.0) ⁴⁰	842.5(0.8)	2.7(0.3)	84(4)	353(8)	633(5) ⁴⁰	641(4)	5.0(0.1) ⁴⁰	4.0(0.1)
Methyl oleate	C ₁₉ H ₃₆ O ₂	112-62-9	18:1	-19.7(0.5)	871.1(0.6)	853.2(0.6)	3.3(0.3)	102(3)	347(5)	x	x	5.6(0.1)	3.1(0.1)
Methyl linoleate	C ₁₉ H ₃₂ O ₂	112-63-0	18:2	-36.6(0.5)	883.4(0.6)	865.1(0.6)	3.7(0.2)	106(2)	347(5)	x	x	4.4(0.1)	2.7(0.1)
Methyl linolenate	C ₁₉ H ₃₀ O ₂	301-00-8	18:3	-49(4)	895.1(1.5)	877.1(1.5)	3.4(0.3)	100(3)	348(8)	x	x	3.9(0.1)	2.5(0.1)
Methyl arachidate	C ₂₁ H ₄₂ O ₂	1120-28-1	20:0	46.4(0.3)	848.7(1.0) ⁴⁰	841.9(1.0)	0.7(0.2)	32(7)	371(15)	700(7) ⁴⁰	708(6)	6.1(0.2) ⁴⁰	4.8(0.1)
Methyl gondoate	C ₂₁ H ₄₀ O ₂	2390-09-2	20:1	-34(2)	870.2(1.5)	852.3(1.5)	0.7(0.2)	31(5)	378(10)	x	x	7.4(0.1)	4.1(0.1)
Methyl behenate	C ₂₃ H ₄₆ O ₂	929-77-1	22:0	53.3(0.4)	844.4(1.0) ⁴⁰	838.5(1.0)	0.3(0.3)	1.3(0.6)	402(16)	x	x	7.8(1.4) ⁴⁰	6.0(0.5)
Methyl erucate	C ₂₃ H ₄₄ O ₂	1120-34-9	22:1	-1.1(0.5)	867.1(0.7)	849.3(0.6)	0.2(0.1)	1.1(0.2)	400(9)	x	x	9.1(0.1)	4.8(0.1)
<i>Ethyl Esters</i>													
Ethyl laurate	C ₁₄ H ₂₈ O ₂	106-33-2	12:0	-1.8(0.4)	858.1(0.6)	839.2(0.7)	132(8)	1782(40)	276(3)	x	x	3.01(0.05)	1.85(0.04)
Ethyl myristate	C ₁₆ H ₃₂ O ₂	124-06-1	14:0	12.3(0.8)	857.1(0.6)	838.0(0.5)	32(2)	572(15)	308(3)	x	x	4.2(0.1)	2.46(0.05)
Ethyl palmitate	C ₁₈ H ₃₆ O ₂	628-97-7	16:0	24.2(0.4)	857.2(0.7)	838.4(0.4)	5.4(0.3)	157(30)	334(7)	x	x	5.7(0.1)	3.20(0.07)
Ethyl palmitoleate	C ₁₈ H ₃₄ O ₂	56219-10-4	16:1	-36(1)	x	x	x	x	x	x	x	4.5(1)	2.8(1)
Ethyl stearate	C ₂₀ H ₄₀ O ₂	111-61-5	18:0	33.1(0.7)	844.1(0.9) ⁴⁰	837.2(0.8)	2.2(0.3)	65(6)	356(6)	667(3)	683(2)	7.5(0.1)	4.05(0.1)
Ethyl oleate	C ₂₀ H ₃₈ O ₂	111-62-6	18:1	-21(2)	865.9(0.8)	847.6(0.8)	2.5(2)	78(25)	357(9)	x	x	5.8(0.1)	3.31(0.08)
Ethyl linoleate	C ₂₀ H ₃₆ O ₂	544-35-4	18:2	-55(5)	877.0(1.5)	861.1(1.5)	1.9(1.5)	64(30)	351(10)	x	x	4.8(0.1)	2.9(0.1)
Ethyl linolenate	C ₂₀ H ₃₄ O ₂	1191-41-9	18:3	x	889.5(1.5)	870.9(1.5)	2.4(1.1)	75(20)	357(10)	x	x	3.95(0.1)	2.50(0.07)
Ethyl arachidate	C ₂₂ H ₄₄ O ₂	18281-05-5	20:0	41.7(0.5)	x	838.7(1.5)	0.4(0.4)	22(10)	389(20)	x	x	x	5.0(0.1)

Compounds	Acid code	CASRN	Sources of Data				
			mp	ρ	P_{sat}	C_p	η
Methyl Esters							
Methyl laurate	12:0	111-82-0	1,25,81,82,88	14,53,74,91,98	14,16,21,63,81	96	14,19,33,53,74
Methyl myristate	14:0	124-10-7	1,81,82,88	14,32,52,72,74	14,21,64,80,81	30,96	14,19,33,62,74
Methyl palmitate	16:0	112-39-0	35,46,65,81,82	14,31,32,68,74	21,38,64,81,88	96	14,19,33,74,100
Methyl palmitoleate	16:1	1120-25-8	7,43	73,99	54,99	x	44,45,73
Methyl stearate	18:0	112-61-8	12,46,48,65,84	12,14,52,68,74	21,34,42,81,88	96	12,14,24,33,74
Methyl oleate	18:1	112-62-9	6,7,17,39,90	3,15,32,68,74	42,54,77,81,87	x	3,19,44,74,100
Methyl linoleate	18:2	112-63-0	7	32,68,74	42,47,54,64,81	x	19,33,44,45,74
Methyl linolenate	18:3	301-00-8	39,75,76	32,68,73	42,47,54,69,81	x	19,33,44,45,73
Methyl arachidate	20:0	1120-28-1	1,4,23,25,46	32,73	21,27,47,95	96	73
Methyl gadoleate	20:1	2390-09-2	101	73	54	x	73
Methyl behenate	22:0	929-77-1	4,21,23,46,57	73	18,21,47,89	x	73
Methyl erucate	22:1	1120-34-9	39	32,56,73	47,54	x	33,73
Ethyl Esters							
Ethyl laurate	12:0	106-33-2	41,58,60,60,93	49,52,74,83,98	10,47,70,85,89	x	36,44,45,51,74
Ethyl myristate	14:0	124-06-1	22,41,57,60,79	52,67,74,78,83	10,60,78,85	x	36,37,45,74
Ethyl palmitate	16:0	628-97-7	29,55,59,60,71	12,28,49,74,83	11,60,85,86,94	x	12,36,37,45,74
Ethyl palmitoleate	16:1	56219-10-4	43	x	x	x	37
Ethyl stearate	18:0	111-61-5	12,26,29,59,82	8,12,49,74,83	20,85,86,88,97	2	12,20,37,45,74
Ethyl oleate	18:1	111-62-6	6,13,17,43,100	3,20,40,49,74	13,20,85,86	x	3,40,44,74,100
Ethyl linoleate	18:2	544-35-4	103	73	85,86	x	37,44,45,73
Ethyl linolenate	18:3	1191-41-9	x	73,102	102	x	37,44,45,73
Ethyl arachidate	20:0	18281-05-5	4,29,57,66,92	73	5,9,50	x	73

References

- Adriaanse, N., Dekker, H., and Coops, J., *Recl. Trav. Chim. Pays-Bas* 83, 557, 1964.
- Agafonova, L. E., Varushenko, R. M., Druzhinina, A. I., Polyakova, O. I., and Kolesov, Y. S., *Zh. Fiz. Khim.* 85, 1633, 2011.
- Albert, O., *Z. Phys. Chem. Abt. A* 182, 421, 1938.
- Aleby, S., and Fischmeister, I., *Ark. Kemi* 31, 267, 1970.
- Backer, H. J., and Strating, J., *Recl. Trav. Chim. Pays-Bas* 59, 933, 1940.
- Bailey, A. V., Harris, J. A., and Skau, E. L., *J. Chem. Eng. Data* 16, 473, 1971.
- Bailey, A. V., Harris, J. A., and Skau, E. L., *J. Chem. Eng. Data* 15, 583, 1970.
- Baker, W. O., and Smyth, C. P., *J. Am. Chem. Soc.* 60, 1229, 1938.
- Becker, H. J., and Strating, J., *Recl. Trav. Chim. Pays-Bas* 59, 933, 1940.
- Benziane, M., Khimeche, K., Mokbel, I., Sawaya, T., Dahmani, A., and Jose, J., *J. Chem. Eng. Data* 56, 4736, 2011.
- Bhattacharyya, S. C., Chakravarty, K. K., and Kumar, V., *Chem. Ind. (London)* 1352, 1959.
- Boelhouwer, J. W. M., Nederbragt, G. W., and Verberg, G. W., *Appl. Sci. Res.* 2, 249, 1950.
- Boeseken, J., and Belinfante, A. H., *Recl. Trav. Chim. Pays-Bas* 45, 914, 1926.
- Bonhorst, C. W., Althouse, P. M., and Triebold, H. O., *Ind. Eng. Chem.* 40, 2379, 1948.
- Bridgman, P. W., *Proc. Am. Acad. Arts Sci.* 67, 1, 1932.
- Bureau, N., Jose, J., Mokbel, I., and de Hemptinne, J. C., *J. Chem. Thermodyn.* 33, 1485, 2001.
- Candy, L., Vaca-Garcia, C., and Borredon, E., *J. Am. Oil Chem. Soc.* 82, 271, 2005.
- Cason, J., Allinger, N. L., Sumrell, G., and Williams, D. E., *J. Org. Chem.* 16, 1170, 1951.
- Ceriani, R., Goncalves, C. B., Rabelo, J., Caruso, M., Cunha, A. C. C., Cavaleri, F. W., Batista, E. A. C., and Meirelles, A. J. A., *J. Chem. Eng. Data* 52, 965, 2007.
- Cheshko, F. F., and Shvaika, T. N., *Zh. Prikl. Khim.* 44, 1107, 1971.
- Chickos, J. S., Zhao, H., and Nichols, G., *Thermochim. Acta* 424, 111, 2004.
- Collinet, E., and Gmehling, J., *Fluid Phase Equilib.* 230, 131, 2005.
- Craig, B. M., *Can. J. Chem.* 31, 499, 1953.
- Muñoz Cueto, M. J. M., Galán Vallejo, M. G., and Flores Luque, V., *Grasas Aceites* 42, 14, 1991.
- Davies, M., and Kybett, B., *Trans. Faraday Soc.* 61, 1893, 1965.
- Deffet, L., *Bull. Soc. Chim. Belg.* 49, 223, 1940.
- Ehrenstein, R., and Stuewer, H., *J. Prakt. Chem.* 105, 199, 1923.
- Ellis, C. P., *J. Chem. Soc.* 1697, 1932.
- Francis, F., Collins, F. J. E., and Piper, S. H., *Proc. R. Soc. London, Ser. A* 158, 691, 1937.
- Fuchs, R., *J. Chem. Thermodyn.* 11, 959, 1979.
- Gaikwad, B. R., and Subrahmanyam, V. V. R., *J. Indian Chem. Soc.* 65, 266, 1988.
- Gouw, T. H., and Vlugter, J. C., *J. Am. Oil Chem. Soc.* 41, 142, 1964.
- Gouw, T. H., Vlugter, J. C., and Roelands, C. J. A., *J. Am. Oil Chem. Soc.* 43, 433, 1966.
- Greaves, W. S., Linstead, R. P., Shephard, B. R., Thomas, S. L. S., and Weedon, B. C. L., *J. Chem. Soc.* 3326, 1950.
- Grob, C. A., Jenny, E. F., and Utzinger, H., *Helv. Chim. Acta* 34, 2249, 1951.
- Gros, A. T., and Feuge, R. O., *J. Am. Oil Chem. Soc.* 29, 313, 1952.
- Hamazaki, T., Kobayashi, S., Urakaze, M., Yano, S., and Fujita, T., *Biorheology* 22, 221, 1985.
- Hou, J., Xu, S., Ding, H., and Sun, T., *J. Chem. Eng. Data* 57, 2632, 2012.
- Jantzen, E., and Andreas, H., *Chem. Ber.* 92, 1427, 1959.
- Keffler, L., and MacLean, J. H., *J. Soc. Chem. Ind. (London)* 54, 178, 1935.
- King, A. M., and Garner, W. E., *J. Chem. Soc.* 1449, 1934.
- Klykov, V. N., Serebrennikova, G. A., and Perobrazhenskii, N. A., *Zh. Org. Khim.* 2, 1782, 1966.
- Knothe, G., *Energy Fuels* 22, 1358, 2008.
- Knothe, G., and Steidley, K. R., *Fuel* 86, 2560, 2007.
- Knothe, G., and Steidley, K. R., *Fuel* 84, 1059, 2005.
- Krewson, C. F., *J. Am. Chem. Soc.* 73, 1365, 1951.
- Krop, H. B., and Velzen, M. J. M., *J. Am. Oil Chem. Soc.* 74, 309, 1997.
- Kurtz, F. E., *J. Am. Chem. Soc.* 74, 1902, 1952.
- Lautsch, W., *Z. Phys. Chem. (Leipzig)* 1, 115, 1928.

50. Levene, P. A., and Taylor, F. A., *J. Biol. Chem.* 59, 905, 1924.
51. Liao, W., Tang, M., and Chen, Y. P., *J. Chem. Eng. Data* 43, 826, 1998.
52. Liew, K. Y., and Seng, C. E., *J. Am. Oil Chem. Soc.* 69, 734, 1992.
53. Liew, K. Y., Seng, C. E., and Oh, L. L., *J. Am. Oil Chem. Soc.* 69, 155, 1992.
54. Lipkind, D., Kapustin, Y., Umnahanant, P., and Chickos, J. S., *Thermochim. Acta* 456, 94, 2007.
55. Loury, M., and Stora, C., *Bull. Soc. Chim. France* 262, 1949.
56. Maksimuk, Yu. V., Antonova, Z. A., and Fes'ko, V. V., *Russ. J. Phys. Chem.* A86, 224, 2012.
57. Marosi, L., and Schlenk, W., *Liebigs Ann. Chem.* 4, 584, 1973.
58. Meyer, J. D., and Reid, E. E., *J. Am. Chem. Soc.* 55, 1574, 1933.
59. Michel, J., *Bull. Soc. Chim. Belg.* 48, 105, 1939.
60. Mumford, S. A., and Phillips, J. W. C., *J. Chem. Soc.* 75, 1950.
61. Mumford, S. A., and Phillips, J. W. C., *Recl. Trav. Chim. Pays-Bas* 52, 181, 1933.
62. Munoz, M. J., Rodriguez, M., Martin, R., and Galan, M., *An. Quim.* 90, 177, 1994.
63. Nevin, C. S., Althouse, P. M., and Triebold, H. O., *J. Am. Oil Chem. Soc.* 28, 325, 1951.
64. Norris, F. A., and Terry, D. E., *Oil and Soap* 22, 41, 1945.
65. O'Connor, R. T., Field, E. T., and Singleton, W. S., *J. Am. Oil Chem. Soc.* 28, 154, 1951.
66. Omar, M. M., *J. Chem. Soc. C* 2038, 1967.
67. Ortega, J., Placido, J., and Vidal, M., *J. Chem. Thermodyn.* 31, 151, 1999.
68. Ott, L. S., Huber, M. L., and Bruno, T. J., *J. Chem. Eng. Data* 53, 2412, 2008.
69. Painter, E. P., and Nesbitt, L. L., *Ind. Eng. Chem. Anal. Ed.* 15, 123, 1943.
70. Palfray, L., and Sabetay, S., *Bull. Soc. Chim. France* 3, 682, 1936.
71. Paquot, C., Sorba, Mme. J., and Wieme, N., *Ind. Chim. Belge*, 20, Spec. No. 727, 1955.
72. Postigo, M. A., Garcia, P. H., Ortega, J., and Tardajos, G., *J. Chem. Eng. Data* 40, 283, 1995.
73. Pratas, M. J., Freitas, S., Oliveira, M. B., Monteiro, S. C., Lima, A. S., and Coutinho, J. A. P., *J. Chem. Eng. Data* 56, 2175, 2011.
74. Pratas, M. J., Freitas, S., Oliveira, M., Monteiro, S., Lima, A. S., and Coutinho, J. A. P., *J. Chem. Eng. Data* 55, 3983, 2010.
75. Rakoff, H., and Emken, E. A., *Chem. Phys. Lipids* 31, 215, 1982.
76. Riemenschneider, R. W., Herb, S. F., and Nichols Jr., P. L., *J. Am. Oil Chem. Soc.* 26, 371, 1949.
77. Rose, A., and Schrod, V. N., *J. Chem. Eng. Data* 9, 12, 1964.
78. Ruhoff, J. R., and Reid, E. E., *J. Am. Chem. Soc.* 55, 3825, 1933.
79. Sackmann, V. H., and Dorfler, H. D., *Z. Phys. Chem. (Leipzig)* 251, 303, 1972.
80. Sauer, J. C., Hain, B. E., and Boutwell, P. W., *Org. Synth.* 20, 67, 1940.
81. Scott, T. A., Macmillan, D., and Melvin, E. H., *Ind. Eng. Chem.* 44, 172, 1952.
82. Sedgwick, R. S., Hoerr, C. W., and Harwood, H. J., *J. Org. Chem.* 17, 327, 1952.
83. Shigley, J. W., Bonhorst, C. W., Liang, C. C., Althouse, P. M., and Triebold, H. O., *J. Am. Oil Chem. Soc.* 32, 213, 1955.
84. Shreve, O. D., Heether, M. R., Knight, H. B., and Swern, D., *Anal. Chem.* 22, 1498, 1950.
85. Silva, L. Y. A., Falleiro, R. M. M., Meirelles, A. J. A., and Krahenbuhl, M. A., *J. Chem. Thermodyn.* 43, 943, 2011.
86. Silva, L. Y. A., Falleiro, R. M. M., Meirelles, A. J. A., and Krahenbuhl, M. A., *Thermochim. Acta* 512, 178, 2011.
87. Simmons, H. E., and Smith, R. D., *J. Am. Chem. Soc.* 81, 4256, 1959.
88. Spizzichino, C., *J. Rech. C. N. R. S.* 34, 1, 1956.
89. Strating, J., Backer, H. J., Lolkema, J., and Benninga, N., *Recl. Trav. Chim. Pays-Bas* 55, 903, 1936.
90. Suppes, G. J., Goff, M. J., and Lopes, S., *Chem. Eng. Sci.* 58, 1751, 2003.
91. Tat, M. E., and Van Gerpen, J. H., Measurement of Biodiesel Speed of Sound and Its Impact on Injection Timing, NREL/SR-510-31462, National Renewable Energy Laboratory, Golden, CO, 2003.
92. Tiedt, J., and Truter, E. V., *J. Chem. Soc.* 4628, 1952.
93. Timmermans, J., *Bull. Soc. Chim. Belg.* 31, 389, 1922.
94. Torii, S., Inokuchi, T., Kondo, K., and Ito, H., *Bull. Chem. Soc. Jpn.* 58, 1347, 1985.
95. van Genderen, A. C. G., van Miltenburg, J. C., Blok, J. G., Van Bommel, M. J., Van Ekeren, P. J., Van Den Berg, G. J. K., and Oonk, H. A. J., *Fluid Phase Equilib.* 202, 109, 2002.
96. van Miltenburg, J. C., Oonk, H. A. J., and Van Bommel, M. J., *J. Chem. Eng. Data* 49, 1036, 2004.
97. Vasil'eva, T. A., Leont'eva, S. A., and Toropov, A. P., *Izv. Vyssh. Uchebn. Zaved., Khim. Khim. Tekhnol.* 7, 758, 1964.
98. Vogel, A. I., *J. Chem. Soc.* 624, 1948.
99. Watanabe, Y., *Bull. Chem. Soc. Jpn.* 33, 1319, 1960.
100. Yao, L., Hammond, E., and Wang, T., *J. Am. Oil Chem. Soc.* 85, 77, 2008.
101. Murray, S. M., O'Brien, R. A., Mattson, K. M., Ceccarelli, C., Sykora, R. E., West, K. N., and Davis, J. H., Jr., *Angew. Chem. Int. Ed.* 49, 2755, 2010.
102. McCutcheon, J. W., *Can. J. Res.* 18B, 231, 1940.
103. Demirbas, A., *Energy Sources, Part A* 30, 1896, 2008.
104. Frenkel, M., Chirico, R. D., Diky V., Muzny, C. D., Kazakov, A. F., Magee, J. W., Abdulagatov, I. M., Kroenlein, K., Diaz-Tovar, C., Kang, J. W., and Gani, R., *NIST ThermoData Engine, NIST Standard Reference Database 103b-Pure Compounds, Binary Mixtures, and Chemical Reactions*, Version 7.0; Standard Reference Data Program, National Institute of Standards and Technology, Gaithersburg, MD, 2012.
105. Frenkel, M., Chirico, R. D., Diky, V., Yan, X., Dong, Q., and Muzny, C. D., *J. Chem. Inf. Model.* 45, 816, 2005.
106. Diky, V., Muzny, C. D., Lemmon, E. W., Chirico, R. D., and Frenkel, M., *J. Chem. Inf. Model.* 47, 1713, 2007.
107. Diky, V., Chirico, R. D., Kazakov, A. F., Muzny, C. D., and Frenkel, M., *J. Chem. Inf. Model.* 49, 503, 2009.
108. Diky, V., Chirico, R. D., Kazakov, A. F., Muzny, C. D., and Frenkel, M., *J. Chem. Inf. Model.* 49, 2883, 2009.
109. Diky V., Chirico, R. D., Kazakov, A. F., Muzny, C. D., Magee, J. W., Abdulagatov, I., Kang, J. W., Kroenlein, K., and Frenkel, M., *J. Chem. Inf. Model.* 51, 181, 2011.
110. Diky V., Chirico, R. D., Muzny, C. D., Kazakov, A. F., Kroenlein, K., Magee, J. W., Abdulagatov, I., Kang, J. W., Frenkel, M., *J. Chem. Inf. Model.* 52, 260, 2012.
111. *Guide to the Expression of Uncertainty in Measurement* (International Organization for Standardization, Geneva, Switzerland, 1993). This Guide was prepared by ISO Technical Advisory Group 4 (TAG 4), Working Group 3 (WG 3). ISO/TAG 4 has as its sponsors the BIPM (Bureau International des Poids et Mesures), IEC (International Electrotechnical Commission), IFCC (International Federation of Clinical Chemistry and Laboratory Medicine), ISO, IUPAC (International Union of Pure and Applied Chemistry), IUPAP (International Union of Pure and Applied Physics), and OIML (Organisation Internationale de Métrologie Légale). Although the individual members of WG 3 were nominated by the BIPM, IEC, ISO, or OIML, the Guide is published by ISO in the name of all seven organizations.
112. *U.S. Guide to the Expression of Uncertainty in Measurement*, ANSI/NCSL Z540-2-1997, NCSL International, Boulder, CO, 1997.
113. Taylor, B. N., and Kuyatt, C. E., Guidelines for Evaluating and Expressing the Uncertainty of NIST Measurement Results, *NIST Technical Note 1297*, NIST, Gaithersburg, MD, 1994.
114. Chirico, R. D., Frenkel, M., Diky, Marsh, K. N., and Wilhoit, R. C., *J. Chem. Eng. Data* 48, 1344, 2003.

COMPOSITION AND PROPERTIES OF COMMON OILS AND FATS

This table lists some of the most common naturally occurring oils and fats. The list is separated into those of plant origin, fish and other marine life origin, and land animal origin. The oils and fats consist mainly of esters of glycerol (i.e., triglycerides) with fatty acids of 10 to 22 carbon atoms. The four fatty acids with the highest concentration are given for each oil; concentrations are given in weight percent. Because there is often a wide variation in composition depending on the source of the oil sample, a range (or sometimes an average) is generally given. More complete data on composition, including minor fatty acids, sterols, and tocopherols, can be found in the references.

The acids are labeled by the codes described in the previous table, "Properties of Fatty Acids and Their Methyl Esters," which gives the systematic and common names of the acids. Thus 18:2 9c,12c indicates a C₁₈ acid with two double bonds in the 9 and 12 positions, both with a *cis* configuration (*cis,cis*-9,12-octadecadienoic acid, or linoleic acid).

The density and refractive index of the oils are typical values; superscripts indicate the temperature in °C.

Notes:

- The composition figure given for oleic acid (18:1 9c) often includes low levels of other 18:1 isomers.

- In some oils where a concentration is given for 18:2 9c,12c (linoleic acid), other isomers of 18:2 may be included.
- Likewise, where a concentration is given for 18:3 9c,12c,15c (α-linolenic acid), other isomers of 18:3 may be included.
- The acid 20:5 6c,9c,12c,15c,17c, which is prevalent in many fish oils, is often abbreviated as 20:5 ω-3 or 20:5 n-3.

The assistance of Frank D. Gunstone in preparing this table is gratefully acknowledged.

References

- Firestone, D., *Physical and Chemical Characteristics of Oils, Fats, and Waxes*, 2nd Ed., AOCS Press, Urbana, IL, 2006.
- Gunstone, F. D., Harwood, J. L., and Dijkstra, A. J., Eds., *The Lipid Handbook*, 3rd Ed., CRC Press, Boca Raton, FL, 2006.
- Dawson, R. M. C., Elliott, D. C., Elliott, W. H., and Jones, K. M., *Data for Biochemical Research*, 3rd Ed., Clarendon Press, Oxford, 1986.
- Altman, P. L., and Dittmer, D. S., Eds., *Biology Data Book*, Vol. 1, 2nd Ed., Federation of American Societies for Experimental Biology, Bethesda, MD, 1972.

Type of oil	Principal fatty acid components in weight %				mp/ °C	Density/ g cm ⁻³	Refractive index	Iodine value	Saponification value
<i>Plants</i>									
Almond kernel oil	18:1 9c	43–70%	18:2 9c,12c	24–30%		0.910 ²⁵	1.467 ²⁶	89–101	188–200
	16:0	4–13%	18:0	1–10%					
Apricot kernel oil	18:1 9c	58–66%	18:2 9c,12c	29–33%		0.910 ²⁵	1.469 ²⁵	97–110	185–199
	16:0	4.6–6%	18:0	1%					
Argan seed oil	18:1 9c	42–55%	18:2 9c,12c	30–34%		0.912 ²⁰	1.467 ²⁰	92–102	189–195
	16:0	12–16%	18:0	2–7%					
Avocado pulp oil	18:1 9c	56–74%	18:2 9c,12c	10–17%		0.912 ²⁵	1.466 ²⁵	85–90	177–198
	16:0	9–18%	16:1 9c	3–9%					
Babassu palm oil	12:0	40–55%	14:0	11–27%	24	0.914 ²⁵	1.450 ⁴⁰	10–18	245–256
	18:1 9c	9–20%	16:0	5.2–11%					
Blackcurrant oil	18:2 9c,12c	45–50%	18:3 6c,9c,12c	14–20%		0.923 ²⁰	1.480 ²⁰	173–182	185–195
	18:3 9c,12c,15c	12–15%	18:1 9c	9–13%					
Borage (star-flower) oil	18:2 9c,12c	36–40%	18:3 6c,9c,12c	17–25%				141–160	189–192
	18:1 9c	14–21%	16:0	9.4–12%					
Borneo tallow	18:0	39–43%	18:1 9c	34–37%	38	0.855 ¹⁰⁰	1.456 ⁴⁰	29–38	189–200
	16:0	18–21%	20:0	1.0%					
Cameline oil	18:3 9c,12c,15c	33–38%	18:2 9c,12c	15–16%		0.924 ¹⁵	1.477 ²⁰	127–155	180–190
	20:1 total	14–16%	18:1 9c	12–24%					
Canola (rapeseed) oil (low linolenic)	18:1 9c	59–66%	18:2 9c,12c	24–29%	–10			91	
	16:0	4–5%	18:3 9c,12c,15c	2–3%					
Canola (rapeseed) oil (low erucic)	18:1 9c	52–67%	18:2 9c,12c	16–25%	–10	0.915 ²⁰	1.466 ⁴⁰	110–126	182–193
	18:3 9c,12c,15c	6–14%	16:0	3.3–6.0%					
Caraway seed oil	18:1 9c	40%	18:2 9c,12c	30%			1.471 ³⁵	128	178
	18:1 6c	26%	16:0	3%					
Cashew nut oil	18:1 9c	57–80%	18:2 9c,12c	16–22%		0.914 ¹⁵	1.463 ⁴⁰	79–89	180–196
	16:0	4–17%	18:0	2–12%					

Type of oil	Principal fatty acid components in weight %				mp/ °C	Density/ g cm ⁻³	Refractive index	Iodine value	Saponification value
Castor oil	18:1 12-OH,9c	88%	18:2 9c,12c	3–5%	–18	0.952 ²⁵	1.475 ²⁵	81–91	176–187
	18:1 9c	2.9–6%	22:0	2.1%					
Cherry kernel oil	18:2 9c,12c	42–45%	18:1 9c	35–49%		0.918 ²⁵	1.468 ⁴⁰	110–118	190–198
	16:0	4–9%	18:3 9c,11t,13t	3–10%					
Chinese vegetable tallow	16:0	58–72%	18:1 9c	20–35%	44	0.887 ²⁵	1.456 ⁴⁰	16–29	200–218
	18:0	1–8%	14:0	0.5–3.7%					
Cocoa butter	18:0	31–37%	18:1 9c	31–35%	34	0.974 ²⁵	1.457 ⁴⁰	32–40	192–200
	16:0	25–27%	18:2 9c,12c	2.8–4.0%					
Coconut oil	12:0	45–51%	14:0	17–21%	25	0.913 ⁴⁰	1.449 ⁴⁰	5–13	248–265
	16:0	7.7–10.2%	18:1 9c	5.4–9.9%					
Cohune nut oil	12:0	44–48%	14:0	16–17%		0.914 ²⁵	1.450 ⁴⁰	9–14	251–260
	18:1 9c	8–10%	16:0	7–10%					
Coriander seed oil	18:1 6c	53%	18:1 9c	32%		0.908 ²⁵	1.464 ²⁵	86–100	182–191
	18:2 9c,12c	7–14%	16:0	3–8%					
Corn oil	18:2 9c,12c	40–66%	18:1 9c	20–42%	–20	0.919 ²⁰	1.472 ²⁵	107–135	187–195
	16:0	9–16%	18:0	0–3%					
Cottonseed oil	18:2 9c,12c	47–58%	16:0	18–26%	–1	0.920 ²⁰	1.462 ⁴⁰	96–115	189–198
	18:1 9c	14–22%	18:0	2.1–3.3%					
Crambe oil	22:1 13c	55–60%	18:1 9c	12–15%		0.906 ²⁵	1.470 ²⁵	87–113	
	18:2 9c,12c	8–10%	18:3 9c,12c,15c	6–7%					
Cuphea seed oil (caprylic acid rich)	8:0	65–78%	10:0	19–24%					
	18:2 9c,12c	1–4%	16:0	0.6–3%					
Euphorbia lagascae seed oil	18:1 12,13-ep,9c	64%	18:1 other	19%		0.952 ²⁵	1.473 ²⁵	102	
	18:2 9c,12c	9%	16:0	4%					
Evening primrose oil	18:2 9c,12c	65–80%	18:3 6c,9c,12c	8–14%			1.479 ²⁰	147–155	193–198
	16:0	6–10%	18:1 9c	5–12%					
Grape seed oil	18:2 9c,12c	58–78%	18:1 9c	12–28%		0.923 ²⁰	1.475 ⁴⁰	130–138	188–194
	16:0	5.5–11%	18:0	3–6%					
Hazelnut oil (Chilean)	18:1 9c	39%	16:1 11c	22.7%					
	20:1 total	9.7%	22:1 total	9.5%					
Hazelnut oil (Filbert)	18:1 9c	72–84%	18:2 9c,12c	5.7–22%		0.909 ²⁵	1.473 ²⁵	83–90	188–197
	16:0	4.1–7.2%	18:0	1.5–2.4%					
Hempseed oil	18:2 9c,12c	45–60%	18:3 9c,12c,15c	15–30%		0.921 ²⁵	1.472 ⁴⁰	145–166	190–195
	18:1 9c	11–16%	16:0	6–12%					
Illipe (mowrah) butter	18:1 9c	34%	16:0	23%	27	0.862 ¹⁰⁰	1.460 ⁴⁰	53–70	188–207
	18:0	23%	18:2 9c,12c	14%					
Jojoba oil ^a	20:1 total	66–74%	22:1 undefined	9–19%					
	18:1 9c	5–12%	24:1 15c	1–5%					
Kapok seed oil ^b	18:1 9c	45–65%	16:0	10–28%	30	0.926 ¹⁵	1.469 ²⁵	86–110	189–197
	18:2 9c,12c	7–35%	18:0	2–9%					
Kokum butter	18:0	49–56%	18:1 9c	39–49%	41		1.456 ⁴⁰	33–37	192
	16:0	2–5%	18:2 9c,12c	1–2%					
Kusum oil	18:1 9c	57–62%	20:0	20–25%			1.461 ⁴⁰	48–58	220–230
	16:0	5–8%	18:0	2–6%					
Linola oil	18:2 9c,12c	72%	18:1 9c	16%				142	
	16:0	5.6%	18:0	4.0%					
Linseed oil	18:3 9c,12c,15c	52–58%	18:1 9c	18–20%	–24	0.924 ²⁵	1.480 ²⁵	170–203	188–196
	18:2 9c,12c	17%	18:2 9c,12c	16%					
Macadamia nut oil	18:1 9c	56–59%	16:1 9c	21–22%					
	16:0	8–9%	18:0	2–4%					

Type of oil	Principal fatty acid components in weight %				mp/ °C	Density/ g cm ⁻³	Refractive index	Iodine value	Saponification value
Mango seed oil	18:1 9c	38–50%	18:0	31–49%		0.912 ¹⁵	1.461 ²⁵	39–48	188–195
	18:2 9c,12c	3–6%	20:0	2–6%					
Meadowfoam seed oil	20:1 5c	58–77%	22:1 total	8–24%			1.464 ⁴⁰	86–91	168
	22:2 5c,13c	7–15%	18:1 9c	1–3%					
Melon oil	18:2 9c,12c	67% (av.)	18:1 9c	12% (av.)					
	16:0	11% (av.)	18:0	9% (av.)					
Moringa peregrina seed oil	18:1 9c	70%	16:0	9%		0.903 ²⁴	1.460 ⁴⁰	70	185
	18:0	3.8%	22:0	2.4%					
Mustard seed oil	22:1 13c	43%	22:1 13c	22–50%		0.913 ²⁰	1.465 ⁴⁰	92–125	170–184
	18:3 9c,12c,15c	12%	18:2 9c,12c	10–24%					
Neem oil	18:1 9c	49–62%	18:0	14–24%	–3	0.912 ³⁰	1.462 ⁴⁰	68–71	195–205
	16:0	13–18%	18:2 9c,12c	7–15%					
Niger seed oil	18:2 9c,12c	52–78%	16:0	5–12%		0.924 ¹⁵	1.468 ⁴⁰	126–135	188–193
	18:1 9c	4–10%	18:0	2–12%					
Nutmeg butter	14:0	76–83%	18:1 9c	5–11%	45		1.468 ⁴⁰	48–85	170–190
	16:0	4–10%	12:0	3–6%					
Oat oil	18:2 9c,12c	24–48%	18:1 9c	18–53%		0.917 ²⁵	1.467 ⁴⁰	105–116	190–199
	16:0	13–39%	18:0	0.5–4%					
Oiticica oil	18:3 9c,11t,13t, 4-oxo	70–80%	16:0	7%		0.972 ²⁰	1.514 ²⁵	140–150	188–193
	18:0	5%	18:1 9c	4–7%					
Olive oil	18:1 9c	55–83%	18:2 9c,12c	9%	–6	0.911 ²⁰	1.469 ²⁰	75–94	184–196
	16:0	7.5–20%	18:2 9c,12c	3.5–21%					
Palm kernel oil	12:0	40–55%	14:0	14–18%	24	0.922 ¹⁵	1.450 ⁴⁰	14–21	230–250
	18:1 9c	12–21%	16:0	6.5–10%					
Palm oil	16:0	40–48%	18:1 9c	36–44%	35	0.914 ¹⁵	1.455 ⁴⁰	49–55	190–209
	18:2 9c,12c	6.5–12%	18:0	3.5–6.5%					
Palm olein	18:1 9c	40–44%	16:0	38–43%		0.91 ⁴⁰	1.459 ⁴⁰	>56	194–202
	18:2 9c,12c	10–13%	18:0	3.7–4.8%					
Palm stearin	16:0	48–74%	18:1 9c	16–36%		0.884 ⁶⁰	1.449 ⁴⁰	<48	193–205
	18:0	3.9–5.6%	18:2 9c,12c	3.2–9.8%					
Parsley seed oil	18:1 6c	69–76%	18:1 9c	12–15%			1.4800 ⁴⁰	110–120	
	18:2 9c,12c	6–14%	16:0	2%					
Peanut oil	18:1 9c	36–67%	18:2 9c,12c	14–43%	3	0.914 ²⁰	1.463 ⁴⁰	86–107	187–196
	16:0	8.3–14%	22:0	2.1–4.4%					
Perilla oil	18:3 9c,12c,15c	59%	18:2 9c,12c	14–18%		0.924 ²⁵	1.477 ²⁵	192–208	188–197
	18:1 9c	11–13%	16:0	6–9%					
Phulwara butter	16:0	57–61%	18:1 9c	30–36%	43	0.862 ¹⁰⁰	1.458 ⁴⁰	40–51	188–200
	18:2 9c,12c	3–4%	18:0	3–4%					
Pine nut oil	18:2 9c,12c	47–51%	18:1 9c	36–39%		0.919 ¹⁵		118–121	193–197
	16:0	6–8%	18:0	2–3%					
Poppy seed oil	18:2 9c,12c	62–73%	18:1 9c	16–30%	–15	0.916 ²⁵	1.469 ⁴⁰	132–146	188–196
	16:0	7–11%	18:0	1–4%					
Rice bran oil	18:1 9c	38–48%	18:2 9c,12c	16–36%		0.916 ²⁵	1.472 ²⁵	92–108	181–189
	16:0	16–28%	18:0	2–4%					
Safflower seed oil	18:2 9c,12c	68–83%	18:1 9c	8.4–30%		0.924 ¹⁵	1.474 ²⁵	136–148	186–198
	16:0	5.3–8.0%	18:0	1.9–2.9%					
Safflower seed oil (high oleic)	18:1 9c	74–80%	18:2 9c,12c	13–18%		0.921 ²⁰	1.470 ²⁵	91–95	
	16:0	5–6%	18:0	1.5–2.0%					
Sal fat	18:0	33–57%	18:1 9c	31–52%	33		1.456 ⁴⁰	31–45	175–192
	16:0	6–23%	20:0	1–8%					

Type of oil	Principal fatty acid components in weight %				mp/ °C	Density/ g cm ⁻³	Refractive index	Iodine value	Saponification value
Sesame seed oil	18:2 9c,12c	40–51%	18:1 9c	33–44%	−6	0.917 ²⁰	1.467 ⁴⁰	104–120	187–195
	16:0	7.9–10.2%	18:0	4.4–6.7%					
Sheanut butter	18:1 9c	45–50%	18:0	36–41%	38	0.863 ¹⁰⁰	1.465 ⁴⁰	52–66	178–198
	16:0	4–8%	18:2 9c,12c	4–8%					
Soybean oil	18:2 9c,12c	50–57%	18:1 9c	18–28%	−16	0.920 ²⁰	1.468 ⁴⁰	118–139	189–195
	16:0	9–13%	18:3 9c,12c,15c	5.5–9.5%					
Stillingia seed kernel oil ^c	18:3 total	41–54%	18:2 9c,12c	24–30%		0.937 ²⁵	1.483 ²⁵	169–191	202–212
	18:1 9c	7–10%	16:0	6–9%					
Sunflower seed oil	18:2 9c,12c	48–74%	18:1 9c	13–40%	−17	0.919 ²⁰	1.474 ²⁵	118–145	188–194
	16:0	5–8%	18:0	2.5–7.0%					
Sunflower oil, high-oleic (HO)	18:1 9c	80%	18:2 9c,12c	10%		0.911 ²⁵	1.468 ²⁵	81	
	18:0	4.4%	16:0	3.5%					
Sunflower oil, mid-Oleic (NuSun oil)	18:1 9c	65%	18:2, 18:3	25%					
	16:0, 18:0	10%							
Tall oil	18:2 9c,12c	41–52%	18:1 9c	41–48%		0.969 ²⁵	1.494 ²⁵	140–180	154–180
	16:0	5–6%	18:0	2–3%					
Tung oil	18:3 9c,11t,13t	71–82%	18:2 9c,12c	8–15%	−2	0.912 ²⁵	1.517 ²⁵	160–175	189–195
	18:1 9c	4–10%	18:0	3%					
Ucuhuba butter oil	14:0	64–73%	12:0	13–15%		0.870 ¹⁰⁰	1.451 ⁵⁰	11–17	221–229
	18:1 9c	6–8%	16:0	3–9%					
Vernonia seed oil	18:1 12,13-ep,9c	62–72%	18:2 9c,12c	9–17%		0.901 ³⁰	1.486 ³²	55	176
	16:0	3–7%	18:0	2–6%					
Walnut oil	18:2 9c,12c	56–60%	18:1 9c	17–19%		0.921 ²⁵	1.474 ²⁵	138–162	189–197
	18:3 9c,12c,15c	13–14%	16:0	6–8%					
Wheatgerm oil	18:2 9c,12c	50–59%	18:1 9c	13–23%		0.926 ²⁵	1.479 ²⁵	100–128	179–217
	16:0	12–20%	18:3 9c,12c,15c	2–9%					
<i>Marine animals</i>									
Anchovy oil	20:5	22%	16:0	17%				163–169	191–194
	6c,9c,12c,15c,17c								
Capelin oil ^d	16:1 undefined	13%	18:1 undefined	10%			1.463 ⁵⁰	94–164	185–202
	20:1 undefined	17%	22:1 undefined	15%					
Cod liver oil	18:1 undefined	14%	16:0	10%		0.924 ¹⁵	1.482 ²⁵	142–176	180–192
	18:1 undefined	24%	20:1 undefined	13%					
Herring oil	22:6 4c,7c,10c,13c, 16c,19c	11%	16:0	10%		0.914 ²⁰	1.474 ²⁵	115–160	161–192
	22:1 undefined	19%	16:0	17%					
Mackerel oil	20:1 undefined	15%	18:1 undefined	14%		0.929 ¹⁵	1.481 ²⁰	136–167	
	22:1 undefined	15%	16:0	14%					
Menhaden oil	18:1 undefined	13%	20:1 undefined	12%		0.920 ¹⁵		150–200	192–199
	16:0	19%	20:5 6c,9c,12c,15c, 17c	14%					
Salmon oil	16:1 undefined	12%	18:1 undefined	11%		0.924 ¹⁵	1.475 ²⁵	130–160	183–186
	22:6 4c,7c,10c,13c, 16c,19c	18%	20:5 6c,9c,12c,15c, 17c	13%					
Sardine oil	16:0	9.8%	16:1	4.8%		0.915 ²⁵	1.464 ⁶⁵	159–192	188–199
	16:0	18%	20:5 6c,9c,12c,15c, 17c	16%					
Seal blubber oil, harp	18:1 undefined	13%	16:1 undefined	10%					
	18:1 9c	21%	20:1	12%					
	22:6 4c,7c,10c,13c, 16c,19c	7.6%	20:5 6c,9c,12c,15c, 17c	6.4%					

Type of oil	Principal fatty acid components in weight %				mp/ °C	Density/ g cm ⁻³	Refractive index	Iodine value	Saponification value
Shark liver oil	18:1 undefined	45%	16:0	21%		0.917 ²⁵	1.476 ²⁵	150–300	170–190
	20:1	12%	22:1	9%					
Tuna oil	22:6 4c,7c,10c,13c, 16c,19c	22%	16:0	22%					
	18:1 undefined	21%	20:5 6c,9c,12c,15c, 17c	6%					
Trout lipids	16:0	21–24%	18:1 undefined	18–31%					
	18:2	7–16%	16:1	4–10%					
Whale oil, minke	18:1 undefined	18%	20:1	17%					
	22:1	11%	16:1	9%					
Land animals									
Beef tallow	18:1 undefined	31–50%	18:0	25–40%	47	0.902 ²⁵	1.454 ⁴⁰	33–47	190–200
	16:0	20–37%	14:0	1–6%					
Butterfat	16:0	28.1% (av.)	18:1 9c	20.8% (av.)	32	0.934 ¹⁵	1.455 ⁴⁰	26–40	210–232
	14:0	10.8% (av.)	18:0	10.6% (av.)					
Chicken egg lipids, yolk	16:0	28%	18:1 9c	25%					
	18:0	17%	18:2 9c,12c	16%					
Chicken fat	18:1 undefined	37%	16:0	22%		0.918 ¹⁵	1.456 ⁴⁰	76–80	
	18:2	20%	18:0	6%					
Milk fats, cow	16:0	28.2% (av.)	18:1 9c	21.4% (av.)					
	18:0	12.6% (av.)	14:0	10.6% (av.)					
Milk fats, human	18:1 9c	31.1% (av.)	16:0	21.6% (av.)					
	18:2 9c,12c	11.7% (av.)	14:0	6.6% (av.)					
Mutton tallow	18:1 undefined	30–42%	18:0	22–34%	48	0.946 ¹⁵	1.455 ⁴⁰	35–46	
	16:0	20–27%	14:0	2–4%					
Pork lard	18:1 undefined	35–62%	16:0	20–32%	30	0.898 ²⁰			
	18:0	5–24%	18:2	3–16%					

^a Jojoba oil consists primarily of wax esters of the acids listed here and long-chain alcohols.

^b Kapok oil also contains up to 15% cyclopropene acids.

^c Stillingia oil also contains 5–10% *trans,cis*-2,4-decadienoic acid (stillingic acid, 10:2 2t,4c).

^d Capelin oil also contains about 10% 16:1.

CARBOHYDRATE NAMES AND SYMBOLS

The following table lists the systematic names and symbols for selected carbohydrates and some of their derivatives. The symbols for monosaccharide residues and derivatives are recommended by IUPAC for use in describing the structures of oligosaccharide chains. A more complete list can be found in the reference.

Reference

McNaught, A. D., *Pure Appl. Chem.* 68, 1919–2008, 1996.

Common name	Symbol	Systematic name
Abequose	Abe	3,6-Dideoxy-D-xylo-hexose
N-Acetyl-2-deoxyneur-2-enaminic acid	Neu2en5Ac	
N-Acetylgalactosamine	GalNAc	
N-Acetylglucosamine	GlcNAc	
N-Acetylneuraminic acid	Neu5Ac	
Allose	All	<i>allo</i> -Hexose
Altrose	Alt	<i>altro</i> -Hexose
Apiose	Api	3-C-(Hydroxymethyl)-glycero-tetrose
Arabinitol	Ara-ol	Arabinitol
Arabinose	Ara	<i>arabino</i> -Pentose
Arcanose		2,6-Dideoxy-3-C-methyl-3-O-methyl-xylo-hexose
Ascarylose		3,6-Dideoxy-L- <i>arabino</i> -hexose
Boivinose		2,6-Dideoxy-D-gulose
Challose		4,6-Dideoxy-3-O-methyl-D-xylo-hexose
Cladinose		2,6-Dideoxy-3-C-methyl-3-O-methyl-L- <i>ribo</i> -hexose
Colitose		3,6-Dideoxy-L-xylo-hexose
Cymarose		6-Deoxy-3-O-methyl- <i>ribo</i> -hexose
3-Deoxy-D-manno-oct-2-ulosonic acid	Kdo	
2-Deoxyribose	dRib	2-Deoxy- <i>erythro</i> -pentose
2,3-Diamino-2,3-dideoxy-D-glucose	GlcN3N	
Diginose		2,6-Dideoxy-3-O-methyl- <i>lyxo</i> -hexose
Digitalose		6-Deoxy-3-O-methyl-D-galactose
Digitoxose		2,6-Dideoxy-D- <i>ribo</i> -hexose
3,4-Di-O-methylrhamnose	Rha3,4Me ₂	
Ethyl glucopyranuronate	GlcP A6Et	
Evalose		6-Deoxy-3-C-methyl-D-mannose
Fructose	Fru	<i>arabino</i> -Hex-2-ulose
Fucitol	Fuc-ol	6-Deoxy-D-galactitol
Fucose	Fuc	6-Deoxygalactose
β-D-Galactopyranose 4-sulfate	β-D-Galp4S	
Galactosamine	GalN	2-Amino-2-deoxygalactose
Galactose	Gal	<i>galacto</i> -Hexose
Glucitol	Glc-ol	
Glucosamine	GlcN	2-Amino-2-deoxyglucose
Glucose	Glc	<i>gluco</i> -Hexose
Glucuronic acid	GlcA	
N-Glycolylneuraminic acid	Neu5Gc	
Gulose	Gul	<i>gulo</i> -Hexose
Hamamelose		2-C-(Hydroxymethyl)-D-ribose
Idose	Ido	<i>ido</i> -Hexose
Iduronic acid	IdoA	
Lactose	Lac	β-D-Galactopyranosyl-(1→4)-D-glucose
Lyxose	Lyx	<i>lyxo</i> -Pentose
Maltose		α-D-Glucopyranosyl-(1→4)-D-glucose
Mannose	Man	<i>manno</i> -Hexose
2-C-Methylxylose	Xyl2CMe	
Muramic acid	Mur	2-Amino-3-O-[(R)-1-carboxyethyl]-2-deoxy-D-glucose
Mycarose		2,6-Dideoxy-3-C-methyl-L- <i>ribo</i> -hexose
Mycinose		6-Deoxy-2,3-di-O-methyl-D-allose
Neuraminic acid	Neu	5-Amino-3,5-dideoxy-D-glycero-D- <i>galacto</i> -non-2-ulosonic acid

Common name	Symbol	Systematic name
Panose		α -D-Glucopyranosyl-(1 \rightarrow 6)- α -D-glucopyranosyl-(1 \rightarrow 4)-D-glucose
Paratose		3,6-Dideoxy-D- <i>ribo</i> -hexose
Primeverose		β -D-Xylopyranosyl-(1 \rightarrow 6)-D-glucose
Psicose	Psi	<i>ribo</i> -Hex-2-ulose
Quinovose	Qui	6-Deoxyglucose
		β -D-Fructofuranosyl- α -D-galactopyranosyl-(1 \rightarrow 6)- α -D-glucopyranoside
Raffinose		6-Deoxymannose
Rhamnose	Rha	2,3,6-Trideoxy-L- <i>threo</i> -hexose
Rhodinose		
Ribose	Rib	<i>ribo</i> -Pentose
Ribose 5-phosphate	Rib5P	
Ribulose	Ribulo (Rul)	<i>erythro</i> -Pent-2-ulose
Rutinose		α -L-Rhamnopyranosyl-(1 \rightarrow 6)-D-glucose
Sarmentose		2,6-Dideoxy-3-O-methyl-D- <i>xylo</i> -hexose
Sedoheptulose		D- <i>altro</i> -Hept-2-ulose
Sorbose	Sor	<i>xylo</i> -Hex-2-ulose
Streptose		5-Deoxy-3-C-formyl-L-lyxose
Sucrose		β -D-Fructofuranosyl- α -D-glucopyranoside
Tagatose	Tag	<i>lyxo</i> -Hex-2-ulose
Talose	Tal	<i>talo</i> -Hexose
Turanose		α -D-Glucopyranosyl-(1 \rightarrow 3)-D-fructose
Tyvelose	Tyv	3,6-Dideoxy-D- <i>arabino</i> -hexose
Xylose	Xyl	<i>xylo</i> -Pentose
Xylulose	Xylulo (Xul)	<i>threo</i> -Pent-2-ulose

STANDARD TRANSFORMED GIBBS ENERGIES OF FORMATION FOR BIOCHEMICAL REACTANTS

Robert N. Goldberg and Robert A. Alberty

This table contains values of the standard transformed Gibbs energies of formation $\Delta_f G'^{\circ}$ for 130 biochemical reactants. Values of $\Delta_f G'^{\circ}$ are given at pH 7.0, the temperature 298.15 K, and the pressure 100 kPa for three ionic strengths: $I = 0$, $I = 0.1$ mol/L and $I = 0.25$ mol/L. The table can be used for calculating apparent equilibrium constants K' and standard apparent reduction potentials E'° for biochemical reactions. Such a listing is more compact than tabulating the actual apparent equilibrium constants or standard apparent reduction potentials, which would require a very large number of reactant–product combinations. In the table, all reactants are in aqueous solution unless indicated otherwise.

A biochemical reactant is a sum of species. For example, ATP consists of an equilibrium mixture of the aqueous species ATP^{4-} , HATP^{3-} , $\text{H}_2\text{ATP}^{2-}$, MgATP^{2-} , etc. Similarly, phosphate refers to the equilibrium mixture of the aqueous species PO_4^{3-} , HPO_4^{2-} , H_2PO_4^- , H_3PO_4 , MgHPO_4 , etc. Biochemical reactions are written using biochemical reactants in terms of an apparent equilibrium constant K' , which is distinct from the standard equilibrium constant K . This subject is discussed in an IUPAC report (see Reference 1 below).

The apparent equilibrium constant K' and the standard transformed Gibbs energy change $\Delta_r G'^{\circ}$ for a biochemical reaction can be calculated from the $\Delta_f G'^{\circ}$ values by using the relationship

$$-RT \ln K' = \Delta_r G'^{\circ} = \sum \nu_i \Delta_f G'^{\circ},$$

where the summation is over all of the biochemical reactants. The quantity ν_i is the stoichiometric number of reactant i (ν_i is positive for reactants on the right side of the equation and negative for reactants on the left side); R is the gas constant. As an example, the hydrolysis reaction of ATP is

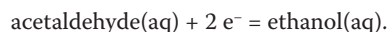


At pH 7.00 and $I = 0.25$ M, $\Delta_r G'^{\circ}$ and K' are calculated as follows:

$$\Delta_r G'^{\circ} = \{-1424.70 - 1059.49 - (-2292.50 - 155.66)\} \cdot (\text{kJ mol}^{-1}) = -36.03 \text{ kJ mol}^{-1}$$

$$K' = \exp[-(-36030 \text{ J mol}^{-1}) / \{(8.3145 \text{ J mol}^{-1} \text{ K}^{-1}) \cdot (298.15 \text{ K})\}] = 2.05 \cdot 10^6$$

An example involving a biochemical half-cell reaction is



At 298.15 K, pH 7.00, and $I = 0$, the standard apparent reduction potential E'° can be calculated as follows

$$E'^{\circ} = -(1/nF) \cdot \{\Delta_f G'^{\circ}(\text{ethanol}) - \Delta_f G'^{\circ}(\text{acetaldehyde})\},$$

where n is the number of electrons in the half-cell reaction and F is the Faraday constant. Then,

$$E'^{\circ} = [-1 / (2 \cdot 9.6485 \cdot 10^4 \text{ C mol}^{-1})] \cdot (58.10 \cdot 10^3 \text{ J mol}^{-1} - 20.83 \cdot 10^3 \text{ J mol}^{-1}) = -0.193 \text{ V}$$

References

- Alberty, R. A., Cornish-Bowden, A., Gibson, Q. H., Goldberg, R. N., Hammes, G., Jencks, W., Tipton, K. F., Veech, R., Westerhoff, H. V., and Webb, E. C., *Pure Appl. Chem.* 66, 1641–1666, 1994.
- Alberty, R. A., *Arch. Biochem. Biophys.* 353, 116–130, 1998; 358, 25–39, 1998.
- Alberty, R. A., *Thermodynamics of Biochemical Reactions*, Wiley-Interscience, New York, 2003.
- Alberty, R. A., *BasicBiochemData2: Data and Programs for Biochemical Thermodynamics* (<http://library.wolfram.com/infocenter/MathSource/797>).

Reactant	$\Delta_f G'^{\circ}(I = 0)$ kJ mol ⁻¹	$\Delta_f G'^{\circ}(I = 0.1 \text{ M})$ kJ mol ⁻¹	$\Delta_f G'^{\circ}(I = 0.25 \text{ M})$ kJ mol ⁻¹
Acetaldehyde	20.83	23.27	24.06
Acetate	-249.46	-248.23	-247.83
Acetone	80.04	83.71	84.90
Acetyl Coenzyme A	-60.49	-58.65	-58.06
Acetylphosphate	-1109.34	-1107.57	-1107.02
cis-Aconitate	-797.26	-800.93	-802.12
Adenine	510.45	513.51	514.50
Adenosine	324.93	332.89	335.46
Adenosine 5'-diphosphate (ADP)	-1428.93	-1425.55	-1424.70
Adenosine 5'-monophosphate (AMP)	-562.04	-556.53	-554.83
Adenosine 5'-triphosphate (ATP)	-2292.61	-2292.16	-2292.50
D-Alanine	-91.31	-87.02	-85.64
Ammonia	80.50	82.34	82.93
D-Arabinose	-342.67	-336.55	-334.57
L-Asparagine	-206.28	-201.38	-199.80
L-Aspartate	-456.14	-453.08	-452.09
1,3-Biphosphoglycerate	-2202.06	-2205.69	-2207.30
Butanoate	-72.94	-69.26	-68.08
1-Butanol	227.72	233.84	235.82

Reactant	$\Delta_f G'^{\circ}(I = 0)$ kJ mol ⁻¹	$\Delta_f G'^{\circ}(I = 0.1 \text{ M})$ kJ mol ⁻¹	$\Delta_f G'^{\circ}(I = 0.25 \text{ M})$ kJ mol ⁻¹
Citrate	-963.46	-965.49	-966.23
Isocitrate	-956.82	-958.84	-959.58
Coenzyme A (CoA)	-7.98	-7.43	-7.26
CO(aq)	-119.90	-119.90	-119.90
CO(g)	-137.17	-137.17	-137.17
CO ₂ (aq)[total]	-547.33	-547.15	-547.10
CO ₂ (g)	-394.36	-394.36	-394.36
Creatine	100.41	105.92	107.69
Creatinine	256.55	260.84	262.22
<i>L</i> -Cysteine	-59.23	-55.01	-53.65
<i>L</i> -Cystine	-187.03	-179.69	-177.32
Cytochrome c [oxidized]	0.00	-5.51	-7.29
Cytochrome c [reduced]	-24.51	-26.96	-27.75
Dihydroxyacetone phosphate	-1096.60	-1095.91	-1095.70
Ethanol	58.10	61.77	62.96
Ethyl acetate	-18.00	-13.10	-11.52
Ferredoxin [oxidized]	0.00	-0.61	-0.81
Ferredoxin [reduced]	38.07	38.07	38.07
Flavine adenine dinucleotide (FAD) [oxidized]	1238.65	1255.17	1260.51
Flavine adenine dinucleotide (FAD) [reduced]	1279.68	1297.43	1303.16
Flavin adenine dinucleotide-enzyme (FADenz) [oxidized]	1238.65	1255.17	1260.51
Flavin adenine dinucleotide-enzyme (FADenz) [reduced]	1229.96	1247.71	1253.44
Flavin mononucleotide (FMN) [oxidized]	759.17	768.35	771.32
Flavin mononucleotide (FMN) [reduced]	800.20	810.61	813.97
Formate	-311.04	-311.04	-311.04
<i>D</i> -Fructose	-436.03	-428.69	-426.32
<i>D</i> -Fructose 1,6-diphosphate	-2202.84	-2205.66	-2206.78
<i>D</i> -Fructose 6-phosphate	-1321.71	-1317.16	-1315.74
Fumarate	-521.97	-523.19	-523.58
<i>D</i> -Galactose	-429.45	-422.11	-419.74
α - <i>D</i> -Galactose 1-phosphate	-1317.50	-1313.01	-1311.60
<i>D</i> -Glucose	-436.42	-429.08	-426.71
α - <i>D</i> -Glucose 1-phosphate	-1318.03	-1313.34	-1311.89
<i>D</i> -Glucose 6-phosphate	-1325.00	-1320.37	-1318.92
Glutamate	-377.82	-373.54	-372.16
<i>D</i> -Glutamine	-128.46	-122.34	-120.36
Glutathione [oxidized]	1198.69	1214.60	1219.74
Glutathione [reduced]	625.75	634.76	637.62
Glutathione-coenzyme A	563.49	572.06	574.83
<i>D</i> -Glyceraldehyde 3-phosphate	-1088.94	-1088.25	-1088.04
Glycerol	-177.83	-172.93	-171.35
<i>sn</i> -Glycerol 3-phosphate	-1080.22	-1077.83	-1077.13
Glycine	-180.13	-177.07	-176.08
Glycolate	-411.08	-409.86	-409.46
Glycylglycine	-200.55	-195.65	-194.07
Glyoxylate	-428.64	-428.64	-428.64
H ₂ (aq)	97.51	98.74	99.13
H ₂ (g)	79.91	81.14	81.53
H ₂ O(l)	-157.28	-156.05	-155.66
H ₂ O ₂ (aq)	-54.12	-52.89	-52.50
3-Hydroxypropanoate	-318.62	-316.17	-315.38
Hypoxanthine	249.33	251.77	252.56
Indole	503.49	507.78	509.16
Lactate	-316.94	-314.49	-313.70
Lactose	-688.29	-674.83	-670.48
<i>L</i> -Leucine	167.18	175.14	177.71
<i>L</i> -Isoleucine	175.53	183.49	186.06
<i>D</i> -Lyxose	-349.58	-343.46	-341.48
Malate	-682.88	-682.85	-682.85
Maltose	-695.65	-682.19	-677.84

Reactant	$\Delta_f G'^{\circ}(I = 0)$ kJ mol ⁻¹	$\Delta_f G'^{\circ}(I = 0.1 \text{ M})$ kJ mol ⁻¹	$\Delta_f G'^{\circ}(I = 0.25 \text{ M})$ kJ mol ⁻¹
<i>D</i> -Mannitol	-383.22	-374.65	-371.89
Mannose	-430.52	-423.18	-420.81
Methane(aq)	125.50	127.94	128.73
Methane(g)	109.11	111.55	112.34
Methanol	-15.48	-13.04	-12.25
<i>L</i> -Methionine	-63.40	-56.67	-54.49
N ₂ (aq)	18.70	18.70	18.70
N ₂ (g)	0.00	0.00	0.00
Nicotinamide Adenine Dinucleotide (NAD) [oxidized]	1038.86	1054.17	1059.11
Nicotinamide Adenine Dinucleotide (NAD) [reduced]	1101.47	1115.55	1120.09
Nicotinamide Adenine Dinucleotide Phosphate (NADP) [oxidized]	163.73	173.52	176.68
Nicotinamide Adenine Dinucleotide Phosphate (NADP) [reduced]	229.67	235.79	237.77
O ₂ (aq)	16.40	16.40	16.40
O ₂ (g)	0.00	0.00	0.00
Oxalate	-673.90	-676.35	-677.14
Oxaloacetate	-713.38	-714.60	-715.00
Oxalosuccinate	-979.05	-979.05	-979.05
2-Oxoglutarate	-633.58	-633.58	-633.58
Palmitate	979.25	997.61	1003.54
<i>L</i> -Phenylalanine	232.42	239.15	241.33
Phosphate	-1058.56	-1059.17	-1059.49
2-Phospho- <i>D</i> -glycerate	-1340.72	-1341.32	-1341.79
3-Phospho- <i>D</i> -glycerate	-1346.38	-1347.19	-1347.73
Phosphoenolpyruvate	-1185.46	-1188.53	-1189.73
1-Propanol	143.84	148.74	150.32
2-Propanol	134.42	139.32	140.90
Pyrophosphate	-1934.95	-1939.13	-1940.66
Pyruvate	-352.40	-351.18	-350.78
Retinal	1118.78	1135.91	1141.45
Retinol	1170.78	1189.14	1195.07
Ribose	-339.23	-333.11	-331.13
Ribose 1-phosphate	-1215.87	-1212.24	-1211.14
Ribose 5-phosphate	-1223.95	-1220.32	-1219.22
Ribulose	-336.38	-330.26	-328.28
<i>L</i> -Serine	-231.18	-226.89	-225.51
Sorbose	-432.47	-425.13	-422.76
Succinate	-530.72	-530.65	-530.64
Succinyl Coenzyme A	-349.90	-348.06	-347.47
Sucrose	-685.66	-672.20	-667.85
Thioredoxin [oxidized]	0.00	0.00	0.00
Thioredoxin [reduced]	54.32	55.41	55.74
<i>L</i> -Tryptophan	364.78	372.12	374.49
<i>L</i> -Tyrosine	68.82	75.55	77.73
Ubiquinone [oxidized]	3596.07	3651.15	3668.94
Ubiquinone [reduced]	3586.06	3642.37	3660.55
Urate	-206.03	-204.81	-204.41
Urea	-42.97	-40.53	-39.74
Uric acid	-197.07	-194.63	-193.84
<i>L</i> -Valine	80.87	87.60	89.78
<i>D</i> -Xylose	-350.93	-344.81	-342.83
<i>D</i> -Xylulose	-346.59	-340.47	-338.49

APPARENT EQUILIBRIUM CONSTANTS FOR ENZYME-CATALYZED REACTIONS

Robert N. Goldberg

This table contains values of apparent equilibrium constants K' for selected enzyme-catalyzed reactions at specified temperatures T and pHs. In those cases where the ionic strength I and/or the pMg (pMg = $-\log_{10}[\text{Mg}^{2+}]$) have been reported, the values of these quantities are given. The Enzyme Commission numbers [Ref. 1] of the enzymes that were used to catalyze the reactions are also given.

There are two fundamentally different types of equilibrium constants. This is illustrated by the following example for the hydrolysis of adenosine 5'-triphosphate (ATP) to adenosine 5'-diphosphate (ADP) and phosphate:



The apparent equilibrium constant for the overall biochemical reaction (1) is

$$K' = [\text{ADP}][\text{phosphate}]/([\text{ATP}]c^\circ) \quad (2)$$

The biochemical reactants ATP, ADP, and phosphate each exist in several different ionized and metal bound forms. For example, ATP is an equilibrium mixture of the species ATP^{4-} , HATP^{3-} , $\text{H}_2\text{ATP}^{2-}$, MgATP^{2-} , MgHATP^- , Mg_2ATP^0 . Additional species would also have to be considered if Ca^{2+} were present. Thus, ATP has often been denoted in the literature as ΣATP or as $(\text{ATP})_{\text{tot}}$. When it is clear that one is dealing with total amounts of substances, it is not necessary to use either the Σ or "tot." Thus, these designations are not used in this table. In the above equation, $c^\circ = 1 \text{ mol dm}^{-3}$; it is included to make K' dimensionless. The standard transformed Gibbs energy of reaction $\Delta_r G'^\circ$ at specified conditions of temperature T , pressure P , ionic strength I , pH, and pMg can be calculated from K' :

$$\Delta_r G'^\circ = -RT \ln K' \quad (3)$$

The molar gas constant, R , is equal to $8.314\,472 \text{ J K}^{-1} \text{ mol}^{-1}$. $\Delta_r G'^\circ$ and the apparent equilibrium constant, K' , can be used to calculate the position of equilibrium of overall biochemical reactions.

It is also possible to choose a chemical reference reaction that involves selected solute species:



The equilibrium constant for this reference reaction is

$$K = [\text{ADP}^{3-}][\text{HPO}_4^{2-}][\text{H}^+]/\{[\text{ATP}^{4-}](c^\circ)^2\} \quad (5)$$

Equations and algorithms that relate these two different types of equilibrium constants have been published [Refs. 2–4]. To calculate the equilibrium constant K for the reference reaction from the apparent equilibrium constant K' , or vice versa, one needs the equilibrium constants for the binding of H^+ and for the relevant metal ions to ATP^{4-} , ADP^{3-} , and HPO_4^{2-} .

To avoid confusion between the two different types of equilibrium constants (K' and K) and to avoid ambiguity about whether specific species or sums of species are intended, the word "ammonia," for example, rather than NH_3 or NH_4^+ , is used for total ammonia, and chemical formulas are used for specific chemical species. Other substances such as carbon dioxide (CO_2 , HCO_3^- , and CO_3^{2-}), and phosphate (H_2PO_4^- , HPO_4^{2-} , and PO_4^{3-}) are treated in the same manner. Exceptions are made for water, which is always

written as H_2O , and for gaseous hydrogen and oxygen, which are written as $\text{H}_2(\text{g})$ and $\text{O}_2(\text{g})$, respectively.

For symmetrical reactions, there is no concern about the units used to calculate the value of an equilibrium constant. However, care must be exercised for reactions that are not symmetrical. In such cases, the units " mol dm^{-3} " have been used for all concentrations. As stated above, a c° (1 mol dm^{-3}) is then used to make all equilibrium constants dimensionless.

All substances are assumed to be in aqueous solutions unless specified otherwise.

Values of $\Delta_r G'^\circ$ and K' can also be calculated for many biochemical reactions by using the table "Standard Transformed Gibbs Energies of Formation for Biochemical Reactants" in Section 7 of this Handbook.

Abbreviations

ADP	adenosine 5'-diphosphate
AMP	adenosine 5'-monophosphate
ATP	adenosine 5'-triphosphate
CoA	coenzyme A
GDP	guanosine 5'-diphosphate
GMP	guanosine 5'-monophosphate
GTP	guanosine 5'-triphosphate
IDP	inosine 5'-diphosphate
IMP	inosine 5'-monophosphate
ITP	inosine 5'-triphosphate
NAD_{ox}	β -nicotinamide-adenine dinucleotide, oxidized form
NAD_{red}	β -nicotinamide-adenine dinucleotide, reduced form
NADP_{ox}	β -nicotinamide-adenine dinucleotide phosphate, oxidized form
NADP_{red}	β -nicotinamide-adenine dinucleotide phosphate, reduced form
UDP	uridine 5'-diphosphate
UTP	uridine 5'-triphosphate

References

- Webb, E.C., *Enzyme Nomenclature* 1992, Academic Press, New York, 1992. See also <www.chem.qmul.ac.uk/iubmb/enzyme/>.
- Akers, D.L., and Goldberg, R.N., *Mathematica J.*, 8, 86–113 (2001).
- Alberty, R.A., *J. Biol. Chem.*, 243, 1337–1343, 1969.
- Alberty, R.A., *Thermodynamics of Biochemical Reactions*, Wiley-Interscience, Hoboken, NJ, 2003.
- Goldberg, R.N., Tewari, Y.B., Bell, D., Fazio, K., and Anderson, E., *J. Phys. Chem. Ref. Data*, 22, 515–582 1993.
- Goldberg, R.N., and Tewari, Y.B., *J. Phys. Chem. Ref. Data*, 23, 547–617, 1994.
- Goldberg, R.N., and Tewari, Y.B., *J. Phys. Chem. Ref. Data*, 23, 1035–1103, 1994.
- Goldberg, R.N., and Tewari, Y.B., *J. Phys. Chem. Ref. Data*, 24, 1669–1698, 1995.
- Goldberg, R.N., and Tewari, Y.B., *J. Phys. Chem. Ref. Data*, 24, 1765–1801, 1995.
- Goldberg, R.N., *J. Phys. Chem. Ref. Data*, 28, 931–965, 1999.
- Goldberg, R.N., Tewari, Y.B., and Bhat, T.N., *Bioinformatics*, 20, 2874–2877, 2004; <xpdb.nist.gov/enzyme_thermodynamics/>.
- Goldberg, R.N., Tewari, Y.B., and Bhat, T.N., *J. Phys. Chem. Ref. Data*, 36, 1347–1397, 2007.

Reaction	K'	Enzyme Commission Number	$\frac{T}{K}$	pH	$\frac{I}{\text{mol dm}^{-3}}$	pMg
benzyl alcohol + NAD _{ox} = benzaldehyde + NAD _{red}	9.8·10 ⁻⁴	1.1.1.1	298.15	7.5		
1-butanol + NAD _{ox} = butanal + NAD _{red}	1.8·10 ⁻³	1.1.1.1	298.15	8.3		
cyclohexanol + NAD _{ox} = cyclohexanone + NADH _{red}	0.090	1.1.1.1	298.15	7.2		
1-hexanol + NAD _{ox} = hexanal + NAD _{red}	2.87·10 ⁻³	1.1.1.1	298.15	8.3		
1-octanol + NAD _{ox} = octanal + NAD _{red}	1.1·10 ⁻³	1.1.1.1	298.15	8.3		
L-homoserine + NADP _{ox} = L-aspartate 4-semialdehyde + NADP _{red}	6.3·10 ⁻⁴	1.1.1.3	298.15	7.9		
xylitol + NAD _{ox} = L-xylulose + NAD _{red}	2.97·10 ⁻⁴	1.1.1.10	298.15	7.00		
D-sorbitol + NAD _{ox} = D-fructose + NAD _{red}	0.032	1.1.1.14	298.15	7.0		
quininate + NAD _{ox} = 5-dehydroquininate + NAD _{red}	4.61·10 ⁻³	1.1.1.24	305.15	7.2		
shikimate + NADP _{ox} = 5-dehydroshikimate + NADP _{red}	0.036	1.1.1.25	303.15	7.0		
2-hydroxybutanoate + NAD _{ox} = 2-oxobutanoate + NAD _{red}	3.0·10 ⁻³	1.1.1.27	298.65	8.0		
(R)-3-hydroxybutanoate + NAD _{ox} = 3-oxobutanoate + NAD _{red}	1.9·10 ⁻³	1.1.1.30	298.15	7.0		
D-glucose 6-phosphate + NADP _{ox} = D-glucono-1,5-lactone 6-phosphate + NADP _{red}	1.50	1.1.1.49	301.15	6.40		
5α-androstane-3α-ol-17-one + NAD _{ox} = 5α-androstane-3,17-dione + NAD _{red}	0.058	1.1.1.50	298.15	7.0		
5α-pregnane-3α,17α,21-triol-20-one + NAD _{ox} = 5α-pregnane-17α,21-diol-3,20-dione + NAD _{red}	0.0113	1.1.1.50	298.15	7.0		
5α-androstane-3β,17α-diol + NAD _{ox} = 5α-androstane-17α-ol-3-one + NAD _{red}	0.0211	1.1.1.51	298.15	7.0		
4-androstene-17β-ol-3-one + NAD _{ox} = 4-androstene-3,17-dione + NAD _{red}	0.378	1.1.1.51	298.15	7.0		
1,2-propanediol + NADP _{ox} = L-lactaldehyde + NADP _{red}	6.0·10 ⁻⁵	1.1.1.55	298.15	8.4		
ribitol + NAD _{ox} = D-ribulose + NAD _{red}	3.1·10 ⁻³	1.1.1.56	310.15	7.4		
3-hydroxypropanoate + NAD _{ox} = 3-oxopropanoate + NAD _{red}	9.0·10 ⁻³	1.1.1.59	298.15	9.0		
estradiol-17β + NAD _{ox} = estrone + NAD _{red}	0.18	1.1.1.62	298.15	7.00		
benzyl alcohol + NAD _{ox} = benzaldehyde + NAD _{red}	0.097	1.1.1.90	300.15	9.5		
L-carnitine + NAD _{ox} = 3-dehydrocarnitine + NAD _{red}	1.3·10 ⁻⁴	1.1.1.108	303.15	7.0		
L-threonate + NAD _{ox} = 3-oxo- L-threonate + NAD _{red}	3.42·10 ⁻⁴	1.1.1.129	298.15	7.0		
prostaglandin E ₁ + NAD _{ox} = 15-oxo-prostaglandin E ₁ + NAD _{red}	0.65	1.1.1.141	298.15	7.0		
7,8-dihydrobiopterin + NADP _{ox} = sepiapterin + NADP _{red}	0.045	1.1.1.153	298.15	8.0		
glycine + acetaldehyde = L-threonine	56	2.1.2.1	310.15	7.6		
sedoheptulose 7-phosphate + D-glyceraldehyde 3-phosphate = D-ribose 5-phosphate + D-xylulose 5-phosphate	0.48	2.2.1.1	311.15	7.0	0.25	3.0
acetyl-CoA + choline = CoA + O-acetylcholine	1.60	2.3.1.7	298.15	7.0	0.25	
acetyl-CoA + acyl-carrier protein = CoA + acetyl-[acyl-carrier protein]	2.09	2.3.1.38	311.15	6.5		
UDPGlucose + D-fructose = UDP + sucrose	6.7	2.4.1.13	298.15	7.5		
cellobiose + orthophosphate = D-glucose + α-D-glucose 1-phosphate	0.23	2.4.1.20	310.15	7.0		
laminaritriose + orthophosphate = laminaribiose + α-D-glucose 1-phosphate	0.26	2.4.1.31	310.15	6.5		
α,α-trehalose + orthophosphate = D-glucose + β-D-glucose 1-phosphate	0.24	2.4.1.64	310.15	7.0		
UDPGlucose + sinapate = UDP + 1-sinapoyl-D-glucose	0.21	2.4.1.120	303.15	6.0		
inosine + orthophosphate = hypoxanthine + α-D-ribose 1-phosphate	0.0164	2.4.2.1	311.15	7.0	0.25	3.0
xanthosine + orthophosphate = xanthine + α-D-ribose 1-phosphate	0.0156	2.4.2.1	311.15	7.0	0.25	3.0
uridine + orthophosphate = uracil + α-D-ribose 1-phosphate	0.44	2.4.2.2	310.15	7.0		
adenine + 5-phospho-α-D-ribose 1-diphosphate = AMP + pyrophosphate	2·10 ³	2.4.2.7	311.15	7.4	0.25	3.0
GMP + hypoxanthine = IMP + guanine	0.38	2.4.2.8	310.15	7.4		
guanine + 5-phospho-α-D-ribose 1-diphosphate = GMP + pyrophosphate	1·10 ⁵	2.4.2.8	311.15	7.4	0.25	3.0
hypoxanthine + 5-phospho-α-D-ribose 1-diphosphate = IMP + pyrophosphate	1·10 ⁵	2.4.2.8	311.15	7.4	0.25	3.0
ATP + ammonium carbamate = ADP + carbamoyl phosphate	0.042	2.7.2.2	283.15	9.4		
ATP + creatine = ADP + phosphocreatine	5.78·10 ⁻³	2.7.3.2	310.15	7.11	0.25	2.47
ATP + L-arginine = ADP + N ^ω -phospho-L-arginine	0.10	2.7.3.3	285.15	7.25		
ATP + sulfate = adenosine 5'-phosphosulfate + pyrophosphate	4·10 ⁻⁸	2.7.7.4	303.15	7.5		
UTP + α-D-glucose 1-phosphate = pyrophosphate + UDPGlucose	0.48	2.7.7.9	310.15	8.0		
succinyl-CoA + acetoacetate = succinate + acetoacetyl-CoA	2.8·10 ⁻³	2.8.3.5	303.15	7.0		

Reaction	K'	Enzyme Commission Number	$\frac{T}{K}$	pH	$\frac{I}{\text{mol dm}^{-3}}$	pMg
acetylcholine + H ₂ O = acetate + choline	5.38·10 ²	3.1.1.7	296.15	5.1		
IMP + H ₂ O = inosine + orthophosphate	1.58·10 ²	3.1.3.1	298.15	8.55	1.53	4.44
phosphorylcholine + H ₂ O = choline + orthophosphate	49.9	3.1.3.1	311.15	6.90		
L-O-phosphoserine + H ₂ O = L-serine + orthophosphate	56	3.1.3.1	308.15	7.0		
cytidine 2':3'-(cyclic)phosphate + H ₂ O = cytidine 3'-monophosphate	1.06·10 ³	3.1.27.5	298.15	6.0		
isomaltose + H ₂ O = 2 D-glucose	17.2	3.2.1.3	298.15	5.65		
β-gentiobiose + H ₂ O = 2 D-glucose	17.7	3.2.1.21	298.15	5.65		
3-O-β-D-galactopyranosyl-D-arabinose + H ₂ O = D-galactose + D-arabinose	1.04·10 ²	3.2.1.23	298.15	5.65		
lactulose + H ₂ O = D-galactose + D-fructose	1.28·10 ²	3.2.1.23	298.15	5.65		
4',5'-anhydroadenosine + H ₂ O = adenosine	0.48	3.3.1.1	310.15	7.0		
pteroylglutamate + H ₂ O = pterate + L-glutamate	15.6	3.4.19.9	310.15	7.3		
N-acetyl-L-phenylalanine methyl ester + H ₂ O = N-acetyl-L-phenylalanine + methanol	5.88·10 ³	3.4.21.1	293.15	5.5		
hippurylanilide + H ₂ O = hippuric acid + aniline	11	3.4.22.2	312.15	5.0		
ammonium carbamate + H ₂ O = 2 ammonia + carbon dioxide	1.92·10 ³	3.5.1.5	293.15	6.5		
ampicillin + H ₂ O = 6-aminopenicillanic acid + D(-)-α-aminophenylacetic acid	0.013	3.5.1.11	298.15	5.0		
cephalexin + H ₂ O = 7-aminodeacetoxycephalosporanic acid + D(-)-α-aminophenylacetic acid	0.044	3.5.1.11	298.15	5.8		
cephaloridine + H ₂ O = 2-thienylacetic acid + 7-amino-3-(1-pyridyl-methyl)-3-cephem-4-carboxylic acid	0.015	3.5.1.11	298.15	5.0		
penicillin G + H ₂ O = 6-aminopenicillanic acid + phenylacetic acid	0.445	3.5.1.11	298.15	6.71		
N-acetyl-L-alanine + H ₂ O = acetate + L-alanine	7	3.5.1.14	298.15	6.0		
ampicillin + H ₂ O = ampicillinoic acid	95	3.5.2.6	282.35	5.55		
penicillin G + H ₂ O = penicillinoic acid	2.9	3.5.2.6	298.15	6.01		
cytidine + H ₂ O = uridine + ammonia	1.03·10 ⁴	3.5.4.5	298.15	7.00		
N ³ -methylcytidine + H ₂ O = uridine + methylamine	4.88·10 ²	3.5.4.5	298.15	7.50		
5,10-methenyltetrahydrofolate + H ₂ O = 10-formyltetrahydrofolate	50	3.5.4.9	298.15	7.0		
ITP + oxaloacetate + H ₂ O = IDP + phosphoenolpyruvate + carbon dioxide	12	4.1.1.32	303.15	7.6		
2-deoxy-D-ribose 5-phosphate = D-glyceraldehyde 3-phosphate + acetaldehyde	2.5·10 ⁻⁴	4.1.2.4	295.15	7.5		
6-phospho-2-dehydro-3-deoxy-D-gluconate = pyruvate + D-glyceraldehyde 3-phosphate	1.2·10 ⁻³	4.1.2.14	298.15	8.0	0.37	
L-fucose 1-phosphate = glyceraldehyde phosphate + (S)-lactaldehyde	4.6·10 ⁻⁴	4.1.2.17	310.15	7.2		
L-rhamnulose 1-phosphate = glyceraldehyde phosphate + (S)-lactaldehyde	0.083	4.1.2.19	310.15	7.5		
isocitrate = succinate + glyoxylate	2.3·10 ⁻³	4.1.3.1	303.15	7.7		
(S)-2-methylmalate = acetate + pyruvate	0.151	4.1.3.22	298.15	7.4	0.845	
isocitrate = citrate	14.7	4.2.1.3	298.15	7.4		
3-dehydroquinate = 3-dehydroshikimate + H ₂ O	15	4.2.1.10	302.15	7.4		
(3R)-3-hydroxybutanoyl-CoA = <i>cis</i> -but-2-enoyl-CoA + H ₂ O	0.18	4.2.1.17	298.15	7.5		
indole + D-glyceraldehyde 3-phosphate = 1-(indol-3-yl)glycerol 3-phosphate	1.2·10 ⁴	4.2.1.20	298.15	7.54		
(R)-malate = maleate + H ₂ O	4.88·10 ⁻⁴	4.2.1.31	298.15	7.00	0.10	
(R)-2-methylmalate = 2-methylmaleate + H ₂ O	0.0962	4.2.1.35	298.15	7.0	0.10	
D-glutamate = 5-oxo-D-proline + H ₂ O	24.3	4.2.1.48	293.4	7.9		
L-threo-3-methylaspartate = 2-methylfumarate + ammonia	0.238	4.3.1.2	298.15	7.9		
L-histidine = urocanate + ammonia	3.01	4.3.1.3	298.25	8.41	0.167	
L-phenylalanine = <i>trans</i> -cinnamate + ammonia	2.47	4.3.1.5	298.05	7.69		
ATP = adenosine 3':5'-(cyclic)phosphate + diphosphate	0.065	4.6.1.1	298.15	7.0		
L,L-2,6-diaminoheptanedioate = <i>meso</i> -diaminoheptanedioate	1.9	5.1.1.7	310.15	7.0		
D-ribose 5-phosphate = D-xylulose 5-phosphate	1.82	5.1.3.1	311.15	7.0	0.25	3.0
UDPglucose = UDPgalactose	0.33	5.1.3.2	298.15	8.7		
GDPmannose = GDP-L-galactose	0.52	5.1.3.18	310.15	8.0		
all- <i>trans</i> -retinal = 11- <i>cis</i> -retinal	0.05	5.2.1.3	309.15	7.0		

Reaction	K'	Enzyme Commission Number	T		I	
			K	pH	mol dm ⁻³	pMg
9- <i>cis</i> ,12- <i>cis</i> -octadecadienoate = 9- <i>cis</i> ,11- <i>trans</i> -octadecadienoate	61	5.2.1.5	308.15	7.0		
D-erythrose = D-erythrulose	2.3	5.3.1.2	308.15	5.8		
D-arabinose = D-ribulose	0.146	5.3.1.3	320.25	7.4		
L-fucose = L-fuculose	0.12	5.3.1.3	310.15	8.0		
L-arabinose = L-ribulose	0.11	5.3.1.4	298.15	7.0		
D-psicose = β -D-allose	2.15	5.3.1.4	317.25	7.4		
D-ribose 5-phosphate = D-ribulose 5-phosphate	0.83	5.3.1.6	311.15	7.0	0.25	3.0
D-rhamnose = D-rhamnulose	0.58	5.3.1.7	303.15	7.4		
D-mannose 6-phosphate = D-fructose 6-phosphate	0.99	5.3.1.8	298.15	8.50		
6-amino-D-glucose 6-phosphate = 6-amino-D-fructose 6-phosphate	0.202	5.3.1.9	278.85	8.7		
D-glucosamine 6-phosphate + H ₂ O = D-fructose 6-phosphate + ammonia	0.15	5.3.1.10	310.15	8.4		
D-lyxose = D-xylulose	0.23	5.3.1.15	298.15	7.0		
D-ribose = D-ribulose	0.391	5.3.1.20	313.15	7.4		
<i>keto</i> -phenylpyruvate = <i>enol</i> -phenylpyruvate	0.1	5.3.2.1	298.15	7.8		
L-lysine = (3 <i>S</i>)-3,6-diaminohexanoate	5.3	5.4.3.2	303.15	7.7		
(<i>R</i>)-methylmalonyl-CoA = succinyl-CoA	23.1	5.4.99.2	298.15	7.4		
(-)-4-carboxymethyl- Δ^{α} -but-2-en-4-olide = <i>cis,trans</i> -hexadienedioate	4.0	5.5.1.1	303.15	8.0		
ATP + heptanoate + CoA = AMP + diphosphate + <i>n</i> -heptanoyl-CoA	1.11	6.2.1.2	311.15	8.0		
GTP + succinate + CoA = GDP + phosphate + succinyl-CoA	1.68	6.2.1.4	298.15	7.15	0.25	2.91
GTP + IMP + L-aspartate = GDP + phosphate + adenylosuccinate	2.9	6.3.4.4	310.15	8.0		
ATP + L-citrulline + L-aspartate = AMP + diphosphate + L-arginosuccinate	2.14	6.3.4.5	311.15	6.91		
ATP + propanoyl-CoA + carbon dioxide = ADP + phosphate + (S)-methylmalonyl-CoA	8.1·10 ⁻³	6.4.1.3	310.15	8.15		

THERMODYNAMIC QUANTITIES FOR THE IONIZATION REACTIONS OF BUFFERS IN WATER

Robert N. Goldberg, Nand Kishore, and Rebecca M. Lennen

This table contains selected values for the pK , standard molar enthalpy of reaction $\Delta_r H^\circ$, and standard molar heat-capacity change $\Delta_r C_p^\circ$ for the ionization reactions of 64 buffers many of which are relevant to biochemistry and to biology.¹ The values pertain to the temperature $T = 298.15$ K and the pressure $p = 0.1$ MPa. The standard state is the hypothetical ideal solution of unit molality. These data permit one to calculate values of the pK and of $\Delta_r H^\circ$ at temperatures in the vicinity $\{T \approx (274 \text{ K to } 350 \text{ K})\}$ of the reference temperature $\theta = 298.15$ K by using the following equations²

$$\Delta_r G_T^\circ = -RT \ln K_T = \ln(10) \cdot RT \cdot pK_T, \quad (1)$$

$$R \ln K_T = -(\Delta_r G_\theta^\circ / \theta) + \Delta_r H_\theta^\circ \{ (1/\theta) - (1/T) \} + \Delta_r C_{p\theta}^\circ \{ (\theta/T) - 1 + \ln(T/\theta) \}, \quad (2)$$

$$\Delta_r H_T^\circ = \Delta_r H_\theta^\circ + \Delta_r C_{p\theta}^\circ (T - \theta). \quad (3)$$

Here, $\Delta_r G^\circ$ is the standard molar Gibbs energy change and K is the equilibrium constant for a reaction; R is the gas constant (8.314 472 J K⁻¹ mol⁻¹). The subscripts T and θ denote the temperature to which a quantity pertains, the subscript p denotes constant pres-

sure, and the subscript r denotes that the quantity refers to a reaction. Combination of equations (1) and (2) yields the following equation that gives pK as a function of temperature:

$$pK_T = -\{R \ln(10)\}^{-1} [-\{\ln(10) \cdot RT \cdot pK_\theta / \theta\} + \Delta_r H_\theta^\circ \{ (1/\theta) - (1/T) \} + \Delta_r C_{p\theta}^\circ \{ (\theta/T) - 1 + \ln(T/\theta) \}]. \quad (4)$$

The above equations neglect higher order terms that involve temperature derivatives of $\Delta_r C_p^\circ$. Also, it is important to recognize that the values of pK and $\Delta_r H^\circ$ effectively pertain to ionic strength $I = 0$. However, the values of pK and $\Delta_r H^\circ$ are almost always dependent on the ionic strength and the actual composition of the solution. These issues are discussed in Reference 1, which also gives an approximate method for making appropriate corrections.

References

- Goldberg, R. N., Kishore, N., and Lennen, R. M., "Thermodynamic Quantities for the Ionization Reactions of Buffers," *J. Phys. Chem. Ref. Data*, 31, 231, 2002.
- Clarke, E. C. W., and Glew, D. N., *Trans. Faraday Soc.*, 62, 539-547, 1966.

Selected Values of Thermodynamic Quantities for the Ionization Reactions of Buffers in Water at $T = 298.15$ K and $p = 0.1$ MPa

Buffer	Reaction	pK	$\Delta_r H^\circ$	$\Delta_r C_p^\circ$
			kJ mol ⁻¹	J mol ⁻¹ K ⁻¹
ACES	HL [±] = H ⁺ + L ⁻ , (HL = C ₄ H ₁₀ N ₂ O ₄ S)	6.847	30.43	-49
Acetate	HL = H ⁺ + L ⁻ , (HL = C ₂ H ₄ O ₂)	4.756	-0.41	-142
ADA	H ₃ L ⁺ = H ⁺ + H ₂ L [±] , (H ₂ L = C ₆ H ₁₀ N ₂ O ₅)	1.59		
	H ₂ L [±] = H ⁺ + HL ⁻	2.48	16.7	
	HL ⁻ = H ⁺ + L ²⁻	6.844	12.23	-144
	HL ⁺ = H ⁺ + L, (L = C ₄ H ₁₁ NO ₂)	8.801	49.85	-44
2-Amino-2-methyl-1,3-propanediol	HL ⁺ = H ⁺ + L, (L = C ₄ H ₁₁ NO)	9.694	54.05	≈ -21
3-Amino-1-propanesulfonic acid	HL = H ⁺ + L ⁻ , (HL = C ₃ H ₉ NO ₃ S)	10.2		
Ammonia	NH ₄ ⁺ = H ⁺ + NH ₃	9.245	51.95	8
AMPSO	HL [±] = H ⁺ + L ⁻ , (HL = C ₇ H ₁₇ NO ₅ S)	9.138	43.19	-61
Arsenate	H ₃ AsO ₄ = H ⁺ + H ₂ AsO ₄ ⁻	2.31	-7.8	
	H ₂ AsO ₄ = H ⁺ + HAsO ₄ ²⁻	7.05	1.7	
	HAsO ₄ ²⁻ = H ⁺ + AsO ₄ ³⁻	11.9	15.9	
	H ₂ L = H ⁺ + HL ⁻ , (H ₂ L = C ₈ H ₁₂ N ₂ O ₃)	7.980	24.27	-135
Barbital	HL ⁻ = H ⁺ + L ²⁻	12.8		
BES	HL [±] = H ⁺ + L ⁻ , (HL = C ₆ H ₁₅ NO ₅ S)	7.187	24.25	-2
Bicine	H ₂ L ⁺ = H ⁺ + HL [±] , (HL = C ₆ H ₁₃ NO ₄)	2.0		
	HL [±] = H ⁺ + L ⁻	8.334	26.34	0
	H ₃ L ⁺ = H ⁺ + H ₂ L [±] , (H ₂ L = C ₈ H ₁₉ NO ₅)	6.484	28.4	27
Bis-tris	H ₂ L ²⁺ = H ⁺ + HL ⁺ , (L = C ₁₁ H ₂₆ N ₂ O ₆)	6.65		
Bis-tris propane	HL ⁺ = H ⁺ + L	9.10		
Borate	H ₃ BO ₃ = H ⁺ + H ₂ BO ₃ ⁻	9.237	13.8	≈ -240
Cacodylate	H ₂ L ⁺ = H ⁺ + HL, (HL = C ₂ H ₆ AsO ₂)	1.78	-3.5	
	HL = H ⁺ + L ⁻	6.28	-3.0	-86
	HL [±] = H ⁺ + L ⁻ , (HL = C ₉ H ₁₉ NO ₃ S)	10.499	48.1	57
CAPSO	HL [±] = H ⁺ + L ⁻ , (HL = C ₉ H ₁₉ NO ₄ S)	9.825	46.67	21
Carbonate	H ₂ CO ₃ = H ⁺ + HCO ₃ ⁻	6.351	9.15	-371
	HCO ₃ ⁻ = H ⁺ + CO ₃ ²⁻	10.329	14.70	-249
CHES	HL [±] = H ⁺ + L ⁻ , (HL = C ₈ H ₁₇ NO ₃ S)	9.394	39.55	9

Buffer	Reaction	pK	$\Delta_r H^\circ$	$\Delta_r C_p^\circ$
			kJ mol ⁻¹	J mol ⁻¹ K ⁻¹
Citrate	$H_3L = H^+ + H_2L^-, (H_3L = C_6H_8O_7)$	3.128	4.07	-131
	$H_2L^- = H^+ + HL^{2-}$	4.761	2.23	-178
	$HL^{2-} = H^+ + L^{3-}$	6.396	-3.38	-254
L-Cysteine	$H_3L^+ = H^+ + H_2L, (H_2L = C_3H_7NO_2S)$	1.71	≈-0.6	
	$H_2L = H^+ + HL^-$	8.36	36.1	≈-66
	$HL^- = H^+ + L^{2-}$	10.75	34.1	≈-204
Diethanolamine	$HL^+ = H^+ + L, (L = C_4H_{11}NO_2)$	8.883	42.08	36
Diglycolate	$H_2L = H^+ + HL^-, (H_2L = C_4H_6O_5)$	3.05	-0.1	≈-142
	$HL^- = H^+ + L^{2-}$	4.37	-7.2	≈-138
3,3-Dimethylglutarate	$H_2L = H^+ + HL^-, (H_2L = C_7H_{12}O_4)$	3.70		
	$HL^- = H^+ + L^{2-}$	6.34		
DIPSO	$HL^\pm = H^+ + L^-, (HL = C_7H_{17}NO_6S)$	7.576	30.18	42
Ethanolamine	$HL^+ = H^+ + L, (L = C_2H_7NO)$	9.498	50.52	26
N-Ethylmorpholine	$HL^+ = H^+ + L, (L = C_6H_{13}NO)$	7.77	27.4	
Glycerol 2-phosphate	$H_2L = H^+ + HL^-, (H_2L = C_3H_9NO_6P)$	1.329	-12.2	-330
	$HL^- = H^+ + L^{2-}$	6.650	-1.85	-212
Glycine	$H_2L^+ = H^+ + HL^\pm, (HL = C_2H_5NO_2)$	2.351	4.00	-139
	$HL^\pm = H^+ + L^-$	9.780	44.2	-57
Glycine amide	$HL^+ = H^+ + L, (L = C_2H_6N_2O)$	8.04	42.9	
Glycylglycine	$H_2L^+ = H^+ + HL^\pm, (HL = C_4H_8N_2O_3)$	3.140	0.11	-128
	$HL^\pm = H^+ + L^-$	8.265	43.4	-16
Glycylglycylglycine	$H_2L^+ = H^+ + HL^\pm, (HL = C_6H_{11}N_3O_4)$	3.224	0.84	
	$HL^\pm = H^+ + L^-$	8.090	41.7	
HEPES	$H_2L^+ = H^+ + HL^\pm, (HL = C_8H_{18}N_2O_4S)$	≈3.0		
	$HL^\pm = H^+ + L^-$	7.564	20.4	47
HEPPS	$HL^\pm = H^+ + L^-, (HL = C_6H_{20}N_2O_4S)$	7.957	21.3	48
HEPPSO	$HL^\pm = H^+ + L^-, (HL = C_9H_{20}N_2O_5S)$	8.042	23.70	47
L-Histidine	$H_3L^{2+} = H^+ + H_2L^+, (HL = C_6H_9N_3O_2)$	1.5 ₄	3.6	
	$H_2L^+ = H^+ + HL$	6.07	29.5	176
	$HL = H^+ + L^-$	9.34	43.8	-233
Hydrazine	$H_2L^{2+} = H^+ + HL^+, (L = H_4N_2)$	-0.99	38.1	
	$HL^+ = H^+ + L$	8.02	41.7	
Imidazole	$HL^+ = H^+ + L, (L = C_3H_4N_2)$	6.993	36.64	-9
Maleate	$H_2L = H^+ + HL^-, (H_2L = C_4H_4O_4)$	1.92	1.1	≈-21
	$HL^- = H^+ + L^{2-}$	6.27	-3.6	≈-31
2-Mercaptoethanol	$HL = H^+ + L^-, (HL = C_2H_6OS)$	9.7 ₅	26.2	
MES	$HL^\pm = H^+ + L^-, (HL = C_6H_{13}NO_4S)$	6.270	14.8	5
Methylamine	$HL^+ = H^+ + L, (L = CH_5N)$	10.645	55.34	33
2-Methylimidazole	$HL^+ = H^+ + L, (L = C_4H_6N_2)$	8.0 ₁	36.8	
MOPS	$HL^\pm = H^+ + L^-, (HL = C_7H_{15}NO_4S)$	7.184	21.1	25
MOPSO	$H_2L^+ = H^+ + HL^\pm, (HL = C_7H_{15}NO_5S)$	0.060		
	$HL^\pm = H^+ + L^-$	6.90	25.0	≈38
Oxalate	$H_2L = H^+ + HL^-, (H_2L = C_2H_2O_4)$	1.27	-3.9	≈-231
	$HL^- = H^+ + L^{2-}$	4.266	7.00	-231
Phosphate	$H_3PO_4 = H^+ + H_2PO_4^-$	2.148	-8.0	-141
	$H_2PO_4^- = H^+ + HPO_4^{2-}$	7.198	3.6	-230
	$HPO_4^{2-} = H^+ + PO_4^{3-}$	12.35	16.0	-242
Phthalate	$H_2L = H^+ + HL^-, (H_2L = C_8H_6O_4)$	2.950	-2.70	-91
	$HL^- = H^+ + L^{2-}$	5.408	-2.17	-295
Piperazine	$H_2L^{2+} = H^+ + HL^+, (L = C_4H_{10}N_2)$	5.333	31.11	86
	$HL^+ = H^+ + L$	9.731	42.89	75
PIPES	$HL^\pm = H^+ + L^-, (HL = C_8H_{18}N_2O_6S_2)$	7.141	11.2	22
POPSO	$HL^\pm = H^+ + L^-, (HL = C_{10}H_{22}N_2O_8S_2)$	≈8.0		
Pyrophosphate	$H_4P_2O_7 = H^+ + H_3P_2O_7^-$	0.83	-9.2	≈-90
	$H_3P_2O_7^- = H^+ + H_2P_2O_7^{2-}$	2.26	-5.0	≈-130
	$H_2P_2O_7^{2-} = H^+ + HP_2O_7^{3-}$	6.72	0.5	-136
	$HP_2O_7^{3-} = H^+ + P_2O_7^{4-}$	9.46	1.4	-141
Succinate	$H_2L = H^+ + HL^-, (H_2L = C_4H_6O_4)$	4.207	3.0	-121
	$HL^- = H^+ + L^{2-}$	5.636	-0.5	-217
Sulfate	$HSO_4^- = H^+ + SO_4^{2-}$	1.987	-22.4	-258

Buffer	Reaction	pK	$\Delta_r H^\circ$	$\Delta_r C_p^\circ$
			kJ mol^{-1}	$\text{J mol}^{-1} \text{K}^{-1}$
Sulfite	$\text{H}_2\text{SO}_3 = \text{H}^+ + \text{HSO}_3^-$	1.857	-17.80	-272
	$\text{HSO}_3^- = \text{H}^+ + \text{SO}_3^{2-}$	7.172	-3.65	-262
TAPS	$\text{HL}^\pm = \text{H}^+ + \text{L}^-$, ($\text{HL} = \text{C}_7\text{H}_{17}\text{NO}_6\text{S}$)	8.44	40.4	15
TAPSO	$\text{HL}^\pm = \text{H}^+ + \text{L}^-$, ($\text{HL} = \text{C}_7\text{H}_{17}\text{NO}_7\text{S}$)	7.635	39.09	-16
L(+)-Tartaric acid	$\text{H}_2\text{L} = \text{H}^+ + \text{HL}^-$, ($\text{H}_2\text{L} = \text{C}_4\text{H}_6\text{O}_6$)	3.036	3.19	-147
	$\text{HL}^- = \text{H}^+ + \text{L}^{2-}$	4.366	0.93	-218
TES	$\text{HL}^\pm = \text{H}^+ + \text{L}^-$, ($\text{HL} = \text{C}_6\text{H}_{15}\text{NO}_6\text{S}$)	7.550	32.13	0
Tricine	$\text{H}_2\text{L}^+ = \text{H}^+ + \text{HL}^\pm$, ($\text{HL} = \text{C}_6\text{H}_{13}\text{NO}_5$)	2.023	5.85	-196
	$\text{HL}^\pm = \text{H}^+ + \text{L}^-$	8.135	31.37	-53
Triethanolamine	$\text{HL}^+ = \text{H}^+ + \text{L}$, ($\text{L} = \text{C}_6\text{H}_{15}\text{NO}_3$)	7.762	33.6	50
Triethylamine	$\text{HL}^+ = \text{H}^+ + \text{L}$, ($\text{L} = \text{C}_6\text{H}_{15}\text{N}$)	10.72	43.13	151
Tris	$\text{HL}^+ = \text{H}^+ + \text{L}$, ($\text{L} = \text{C}_4\text{H}_{11}\text{NO}_3$)	8.072	47.45	-59

BIOLOGICAL BUFFERS

This table of frequently used buffers gives the pK_a value at 25 °C and the useful pH range of each buffer. The buffers are listed in order of increasing pH.

The table is reprinted with permission of Sigma Chemical Company, St. Louis, MO.

Acronym	Name	Mol. wt.	pK_a	Useful pH range
MES	2-(<i>N</i> -Morpholino)ethanesulfonic acid	195.2	6.1	5.5–6.7
BIS TRIS	Bis(2-hydroxyethyl)iminotris(hydroxymethyl)methane	209.2	6.5	5.8–7.2
ADA	<i>N</i> -(2-Acetamido)-2-iminodiacetic acid	190.2	6.6	6.0–7.2
ACES	2-[(2-Amino-2-oxoethyl)amino]ethanesulfonic acid	182.2	6.8	6.1–7.5
PIPES	Piperazine- <i>N,N'</i> -bis(2-ethanesulfonic acid)	302.4	6.8	6.1–7.5
MOPSO	3-(<i>N</i> -Morpholino)-2-hydroxypropanesulfonic acid	225.3	6.9	6.2–7.6
BIS TRISPROPANE	1,3-Bis[tris(hydroxymethyl)methylamino]propane	282.3	6.8 ^a	6.3–9.5
BES	<i>N,N</i> -Bis(2-hydroxyethyl)-2-aminoethanesulfonic acid	213.2	7.1	6.4–7.8
MOPS	3-(<i>N</i> -Morpholino)propanesulfonic acid	209.3	7.2	6.5–7.9
HEPES	<i>N</i> -(2-Hydroxyethyl)piperazine- <i>N'</i> -(2-ethanesulfonic acid)	238.3	7.5	6.8–8.2
TES	<i>N</i> -Tris(hydroxymethyl)methyl-2-aminoethanesulfonic acid	229.2	7.5	6.8–8.2
DIPSO	3-[<i>N,N</i> -Bis(2-hydroxyethyl)amino]-2-hydroxypropanesulfonic acid	243.3	7.6	7.0–8.2
TAPSO	3-[<i>N</i> -Tris(hydroxymethyl)methylamino]-2-hydroxypropanesulfonic acid	259.3	7.6	7.0–8.2
TRIZMA	Tris(hydroxymethyl)aminomethane	121.1	8.1	7.0–9.1
HEPPSO	<i>N</i> -(2-hydroxyethyl)piperazine- <i>N'</i> -(2-hydroxypropanesulfonic acid)	268.3	7.8	7.1–8.5
POPSO	Piperazine- <i>N,N'</i> -bis(2-hydroxypropanesulfonic acid)	362.4	7.8	7.2–8.5
EPPS	<i>N</i> -(2-Hydroxyethyl)piperazine- <i>N'</i> -(3-propanesulfonic acid)	252.3	8.0	7.3–8.7
TEA	Triethanolamine	149.2	7.8	7.3–8.3
TRICINE	<i>N</i> -Tris(hydroxymethyl)methylglycine	179.2	8.1	7.4–8.8
BICINE	<i>N,N</i> -Bis(2-hydroxyethyl)glycine	163.2	8.3	7.6–9.0
TAPS	<i>N</i> -Tris(hydroxymethyl)methyl-3-aminopropanesulfonic acid	243.3	8.4	7.7–9.1
AMPSO	3-[(1,1-Dimethyl-2-hydroxyethyl)amino]-2-hydroxypropanesulfonic acid	227.3	9.0	8.3–9.7
CHES	2-(<i>N</i> -Cyclohexylamino)ethanesulfonic acid	207.3	9.3	8.6–10.0
CAPSO	3-(Cyclohexylamino)-2-hydroxy-1-propanesulfonic acid	237.3	9.6	8.9–10.3
AMP	2-Amino-2-methyl-1-propanol	89.1	9.7	9.0–10.5
CAPS	3-(Cyclohexylamino)-1-propanesulfonic acid	221.3	10.4	9.7–11.1

^a $pK_a = 9.0$ for the second dissociation stage.

TYPICAL pH VALUES OF BIOLOGICAL MATERIALS AND FOODS

This table gives typical pH ranges for various biological fluids and common foods. All values refer to 25 °C.

Biological Materials			
Blood, human	7.35–7.45	Hominy (lye)	6.8–8.0
Blood, dog	6.9–7.2	Jams, fruit	3.5–4.0
Spinal fluid, human	7.3–7.5	Jellies, fruit	2.8–3.4
Saliva, human	6.5–7.5	Lemons	2.2–2.4
Gastric contents, human	1.0–3.0	Limes	1.8–2.0
Duodenal contents, human	4.8–8.2	Maple syrup	6.5–7.0
Feces, human	4.6–8.4	Milk, cows	6.3–6.6
Urine, human	4.8–8.4	Olives	3.6–3.8
Milk, human	6.6–7.6	Oranges	3.0–4.0
Bile, human	6.8–7.0	Oysters	6.1–6.6
Foods		Peaches	3.4–3.6
Apples	2.9–3.3	Pears	3.6–4.0
Apricots	3.6–4.0	Peas	5.8–6.4
Asparagus	5.4–5.8	Pickles, dill	3.2–3.6
Bananas	4.5–4.7	Pickles, sour	3.0–3.4
Beans	5.0–6.0	Pimento	4.6–5.2
Beers	4.0–5.0	Plums	2.8–3.0
Beets	4.9–5.5	Potatoes	5.6–6.0
Blackberries	3.2–3.6	Pumpkin	4.8–5.2
Bread, white	5.0–6.0	Raspberries	3.2–3.6
Butter	6.1–6.4	Rhubarb	3.1–3.2
Cabbage	5.2–5.4	Salmon	6.1–6.3
Carrots	4.9–5.3	Sauerkraut	3.4–3.6
Cheese	4.8–6.4	Shrimp	6.8–7.0
Cherries	3.2–4.0	Soft drinks	2.0–4.0
Cider	2.9–3.3	Spinach	5.1–5.7
Corn	6.0–6.5	Squash	5.0–5.4
Crackers	6.5–8.5	Strawberries	3.0–3.5
Dates	6.2–6.4	Sweet potatoes	5.3–5.6
Eggs, fresh white	7.6–8.0	Tomatoes	4.0–4.4
Flour, wheat	5.5–6.5	Tuna	5.9–6.1
Gooseberries	2.8–3.0	Turnips	5.2–5.6
Grapefruit	3.0–3.3	Vinegar	2.4–3.4
Grapes	3.5–4.5	Water, drinking	6.5–8.0
		Wines	2.8–3.8

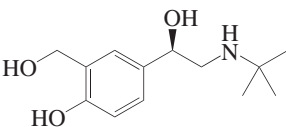
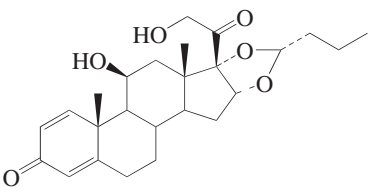
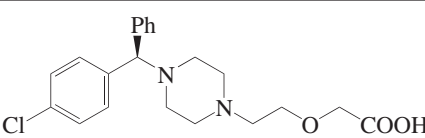
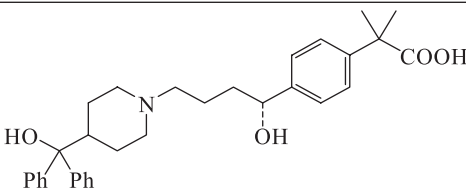
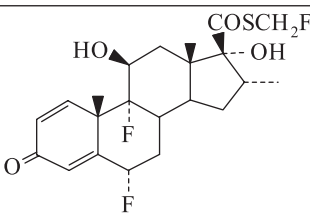
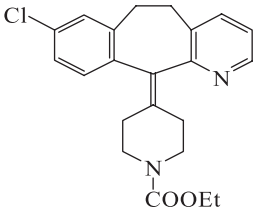
STRUCTURE AND FUNCTIONS OF SOME COMMON DRUGS

This table lists the names, categories, therapeutic uses, and chemical structures of selected drugs. The generic (chemical) name of each drug is given, along with some of the trade names under which it is sold. When available, physical properties are given in italics in the third column. Solubilities are also added in the fourth column. The structure given refers to the active drug, but many of these are packaged as salts or other derivatives. The drugs have been selected to represent a variety of categories; most are widely used throughout the world.

The list is divided into therapeutic categories; within each category the listing is alphabetical by generic name. The index that follows the table can be used to locate a drug by either generic or trade name.

References

1. *The Combined Chemical Dictionary on DVD*, Version 12:1, CRC Press, Boca Raton, FL, June 2008; also available on the Internet at www.chem-netbase.com/.
2. Milne, G. W. A., *Drugs: Synonyms and Properties*, Ashgate Publishing, Aldershot, Hampshire, UK, 2000.
3. Corey, E. J., Czako, B., and Kürti, L., *Molecules and Medicine*, John Wiley & Sons, Hoboken, NJ, 2007.
4. *Physicians' Desk Reference*, 67th Ed., Thompson PDR, Montvale, NJ, 2007.
5. O'Neal, M. J., Ed., *The Merck Index*, 14th Ed., Merck & Co., Whitehouse Station, NJ, 2006.
6. Santa Cruz Biotechnology, Inc. <<http://www.scbt.com>>. Accessed September 19, 2014.

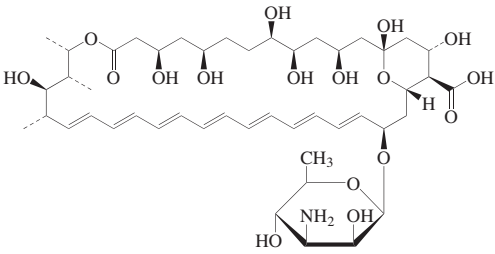
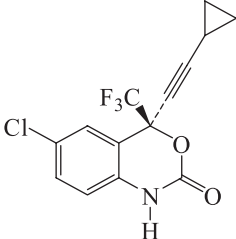
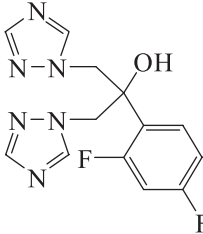
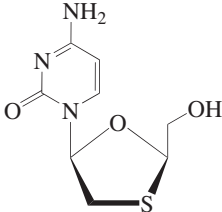
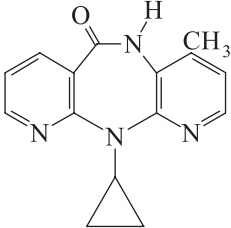
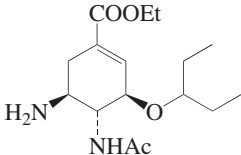
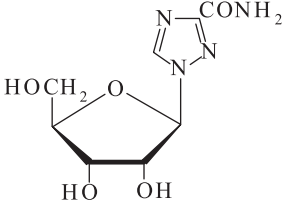
Generic Name	Trade Names	Category and Properties	Applications	Structure
Antiallergic Agents				
1 Albuterol	Proventil; Ventolin; Volmax	β_2 -Adrenergic receptor agonist Slightly soluble in water and soluble in ethanol.	Treatment of troubled breathing caused by asthma, emphysema, and other lung diseases	
2 Budesonide	Budeson; Budamax; Rhinocort; Pulmicort; Inflammide	Glucocorticoid <i>mp</i> 226 °C Soluble in DMSO (100 mM), ethanol (50 mM), chloroform, dichloromethane, and methanol. Insoluble in water.	Management of asthma and treatment of inflammatory bowel disease	
3 Cetirizine	Zyrtec	Histamine H_1 -receptor antagonist Soluble in water.	Treatment of seasonal allergies and hives	
4 Fexofenadine	Carboxyterfenadine; Allegra; Telfast	Histamine H_1 -receptor antagonist Soluble in DMSO (50 mM) and methanol.	Treatment of allergic rhinitis	
5 Fluticasone	Flovent (as propanoate); Flonase (as propanoate); Advair (with salmeterol)	Anti-inflammatory glucocorticoid Soluble in DMSO (≥ 10 mg/ml).	Treatment of asthma and rhinitis	
6 Loratadine	Claritin; Claratyne; Alavert	Long-acting antihistamine <i>mp</i> 136 °C Soluble in DMSO (50 mg/ml), ethanol (77 mg/ml at 25 °C), water (<1 mg/ml at 25 °C), chloroform, and methanol.	Relief of allergy symptoms	

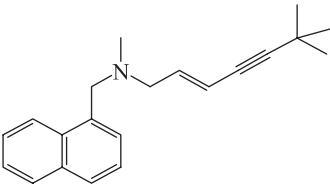
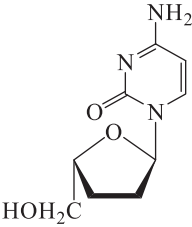
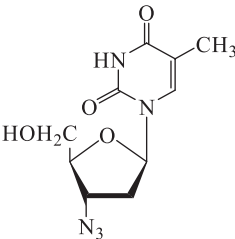
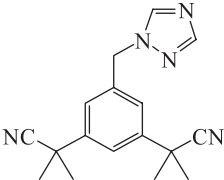
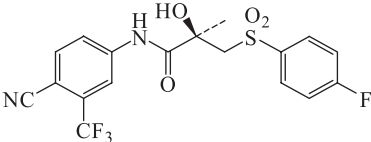
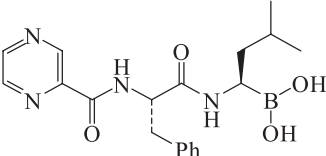
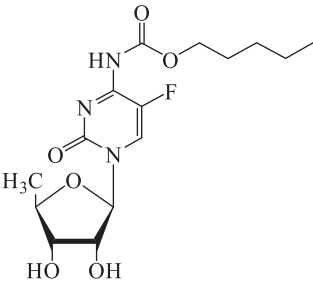
Generic Name	Trade Names	Category and Properties	Applications	Structure
7 Montelukast	Singulair	Leukotriene LTD ₄ receptor antagonist Soluble in ethanol (100 mM), DMSO (100 mM), methanol, water (>100 mg/ml at 25 °C), and DMF (~30 mg/ml).	Control of asthma and relief of seasonal allergies	
8 Salmeterol	Serevent	β ₂ -Adrenergic receptor agonist Soluble in ethanol (50 mM) and DMSO (100 mM).	Treatment of asthma and chronic obstructive pulmonary disease	
9 Tiotropium bromide	Spiriva	Long-acting antimuscarinic bronchodilator Soluble in DMSO and methanol.	Treatment of chronic obstructive pulmonary disease	
Antibiotics				
10 Amikacin	Amikin; Biclin; Chemacin; Flexilite; Negasin	Aminoglycoside antibiotic Soluble in water (50 mg/ml), DMSO (<1 mg/ml at 25 °C), and ethanol (<1 mg/ml at 25 °C). Insoluble in acetone.	Treatment of serious infections resistant to other antibiotics	
11 Amoxicillin	Amoxil; Isimoxin; Ospamox	β-Lactam/penicillin Soluble in water.	Treatment of a broad spectrum of bacterial infections	
12 Azithromycin	Zithromax; Vinzam; Zmax; Azitrocin	Azalide/macrolide antibiotic mp 114 °C Soluble in DMSO (100 mg/ml at 25 °C), ethanol (100 mg/ml at 25 °C), water (<1 mg/ml at 25 °C), DMF (16 mg/ml), and ethanol:PBS (1:1 pH 7.2) (~0.5 mg/ml).	Treatment of bacterial skin, ear, and respiratory infections	
13 Cefaclor	Ceclo; Kefolar; Panacef; Panoral	β-Lactam/cephalosporin Soluble in water (1:100) and 1 N HCl (50 mg/ml).	Treatment of bacterial infections, pneumonia, and urinary tract infections	
14 Ciprofloxacin	Cipro; Ciproxin; Ciprobay; Flociprin; Uniflox	Fluoroquinolone/broad-spectrum antibiotic mp 256 °C Soluble in DMSO.	Treatment of urinary and respiratory tract infections, anthrax, and sexually-transmitted diseases	

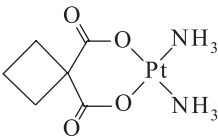
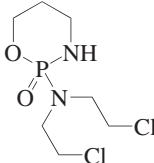
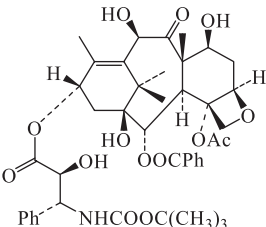
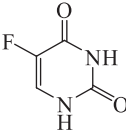
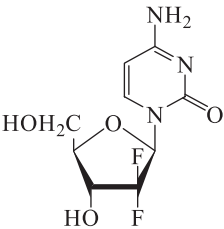
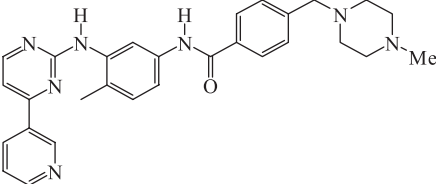
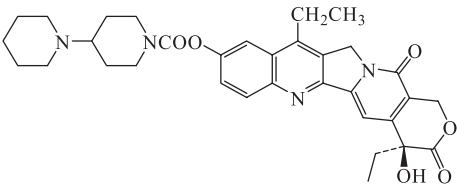
Generic Name	Trade Names	Category and Properties	Applications	Structure
15 Doxycycline	Vibramycin; Adoxa; Doryx; Liviatin; Deoxymykoin	Tetracycline/ broad-spectrum antibiotic Soluble in water (50 mg/ml), DMSO (~1 mg/ml), methanol (1:4), and alcohol (1:60).	Treatment of urinary tract, respiratory tract, and eye infections; anthrax, syphilis, cholera, etc.	
16 Erythromycin	E-Mycin; Erythrocin; Ilosone	Macrolide antibiotic <i>mp</i> 191 °C Soluble in 2 M HCl (50 mg/ml), ethanol, water (50 mg/ml), methanol, and chloroform.	Treatment of bacterial infections, including diphtheria, pertussis, rheumatic fever, venereal disease, etc.	
17 Isoniazid	Laniazid	Antimycobacterial agent <i>mp</i> 171 °C Soluble in water (50 mg/ml), ethanol (27 mg/ml at 25 °C), DMSO (27 mg/ml at 25 °C), and methanol.	Treatment of tuberculosis; reduction of tremors from multiple sclerosis	
18 Linezolid	Zyvox	Oxazolidinone <i>mp</i> 182 °C Soluble in water (<1 mg/ml at 25 °C), ethanol (8 mg/ml at 25 °C), chloroform, methanol, and DMSO (68 mg/ml at 25 °C).	Treatment of serious Gram-positive infections resistant to other antibiotics	
19 Trimethoprim	Triprim; Proloprim; Monotrim	Dihydrofolate reductase inhibitor <i>mp</i> 199 °C Soluble in water (0.4 mg/ml), ethanol (2.6 mg/ml at 20 °C), methanol (12.1 mg/ml), chloroform (22.2 mg/ml at 20 °C), and DMSO (50 mg/ml).	Treatment of urinary tract infections, diarrhea, and ear infections	
Antidiabetic Drugs				
20 Glipizide	Glucotrol; Glydiazinamide; Glibenese; Minodiab	Potassium channel blocker/sulfonylurea <i>mp</i> 208 °C Soluble in water, chloroform, DMF, DMSO (48 mg/ml), and methanol.	Treatment of type 2 diabetes by stimulating insulin secretion in pancreas β-cells	
21 Metformin	Glucophage; Diabex; Diaformin; Fortamet	Antidiabetic biguanide Soluble in DMSO and methanol.	Treatment of type 2 diabetes by enhancing transport of glucose into muscle cells	

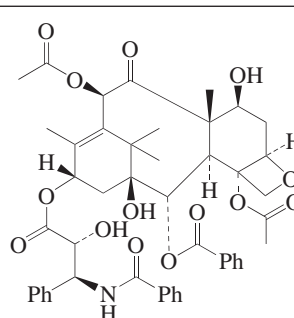
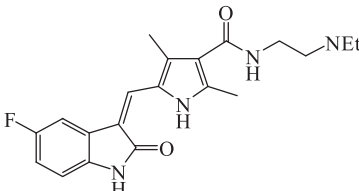
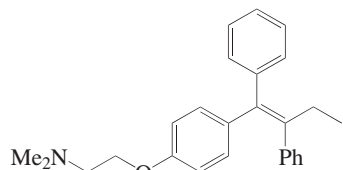
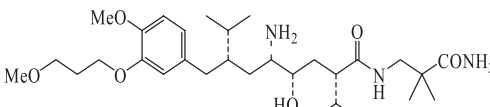
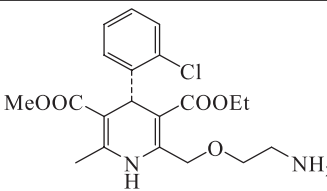
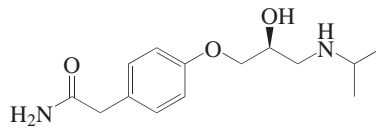
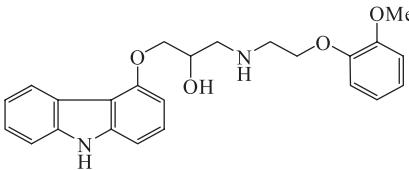
Generic Name	Trade Names	Category and Properties	Applications	Structure
22 Pioglitazone	Actos	Peroxisome proliferator-activated receptor <i>mp</i> 174 °C Soluble in water (<1 mg/ml at 25 °C), DMF, methanol, ethanol (4 mg/ml at 25 °C), and DMSO (79 mg/ml at 25 °C).	Treatment of type 2 diabetes by increasing glucose metabolism and insulin sensitivity	
23 Rosiglitazone	Avandia	Thiazolidinedione Soluble in water (slightly), ethanol (2 mg/ml at 25 °C), DMSO (100 mg/ml), DMF (~10 mg/ml), and methanol.	Treatment of type 2 diabetes by increasing insulin sensitivity. Possible adverse effects on patients with heart problems.	
24 Sitagliptin	Januvia	Dipeptidyl peptidase IV inhibitor Soluble in water and methanol.	Treatment of type 2 diabetes by enhancing the body's ability to lower elevated glucose levels	
Anti-Inflammatory Agents				
25 Acetylsalicylic acid	Aspirin	NSAID Slightly soluble in water, chloroform, DMSO, and methanol.	Pain and fever relief; anticlotting agent	
26 Celecoxib	Celebrex; Onsenal	NSAID (COX-2 inhibitor) <i>mp</i> 158 °C Soluble in DMSO (76 mg/ml at 25 °C), methanol, ethanol (33 mg/ml at 25 °C), water (<1 mg/ml at 25 °C), and dichloromethane.	Treatment of osteoarthritis and rheumatoid arthritis	
27 Ibuprofen	Advil	NSAID (cyclooxygenase inhibitor) <i>mp</i> 76 °C Soluble in ethanol (25 mg/ml), chloroform (1:1), ether (1:2), acetone (1:1.5), aqueous solutions of alkali hydroxides and carbonates, dichloromethane, methanol (50 mg/ml), and ethyl acetate.	Relief of inflammation and pain	
28 Meloxicam	Mobic; Metacam; Metacain	NSAID (cyclooxygenase inhibitor) <i>mp</i> 254 °C Soluble in DMSO and water.	Treatment of osteoarthritis and rheumatoid arthritis	

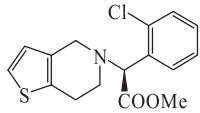
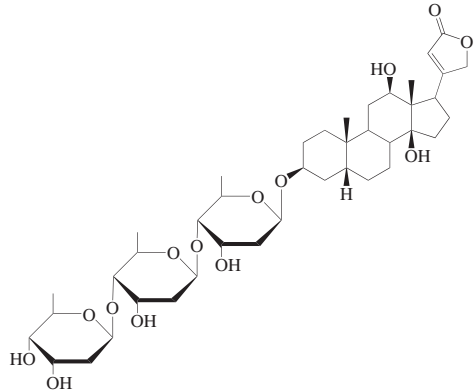
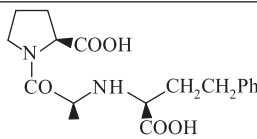
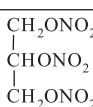
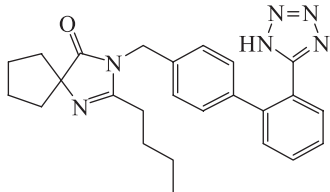
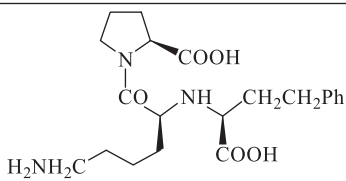
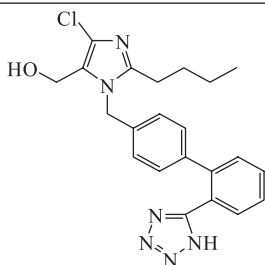
Generic Name	Trade Names	Category and Properties	Applications	Structure
29 Naproxen	Aleve; Naprelan; Anaprox; Naprogesic	NSAID <i>mp</i> 155 °C Soluble in water (22 mg/ml), DMSO (25 mg/ml), DMF, acetone (slightly soluble), ethanol (slightly soluble), and methanol (slightly soluble).	Relief of inflammation and pain	
30 Prednisone	Meticorten; Deltasone	Adrenocortical steroid; anti-inflammatory agent; immunosuppressant Soluble to 50 mg/ml in ethanol:chloroform (1:1), and in water (slightly).	Treatment of asthma and other inflammatory diseases	
Anti-Ulcer Drugs				
31 Cimetidine	Tagamet; Cimetimax; Gastromet; Peptimax	Histamine H ₂ -receptor antagonist <i>mp</i> 142 °C Soluble in DMSO, methanol, and water.	Treatment of peptic ulcer, gastrointestinal bleeding, and gastroesophageal reflux disease	
32 Lansoprazole	Prevacid; SoluTab; Prevpac; Zoton; Prezal	Proton pump inhibitor <i>mp</i> 180 °C Soluble in DMF and methanol.	Treatment of duodenal ulcers and gastroesophageal reflux disease	
33 Omeprazole	Prilosec; Nexium (Mg salt); Losec; Mepral; Mopral; Zoltum	Proton pump inhibitor <i>mp</i> 156 °C Soluble in acetonitrile, DMSO, and ethanol.	Treatment of peptic ulcer, dyspepsia, and gastroesophageal reflux disease	
34 Pantoprazole	Protonix; Pantozol; Rifun	Proton pump inhibitor Soluble in methanol.	Treatment of gastric acid-related conditions	
35 Ranitidine	Zantac; Azantac; Melfax; Rantec; Sostril; Taural	Histamine H ₂ -receptor antagonist <i>mp</i> 70 °C Soluble in water.	Treatment of peptic ulcer, gastrointestinal bleeding, and gastroesophageal reflux disease	
Antiviral and Antifungal Agents				
36 Acyclovir	Zovirax; Zovir; Avirax; Mirolex	Viral DNA synthesis inhibitor <i>mp</i> 225 °C Soluble in water (sparingly), DMSO (50 mg/ml), DMF (1 mg/ml), 1 eq. HCl (50 mM), and dilute alkalis.	Treatment of cold sores, genital herpes, chicken pox, etc.	

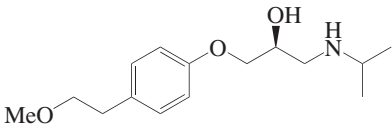
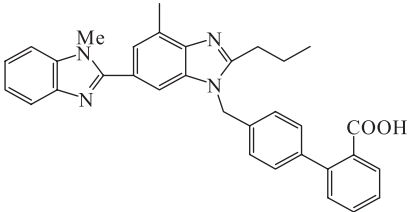
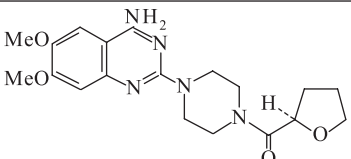
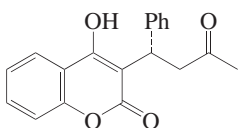
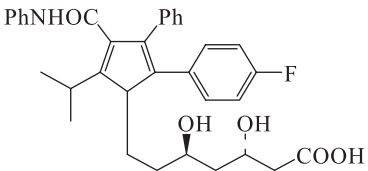
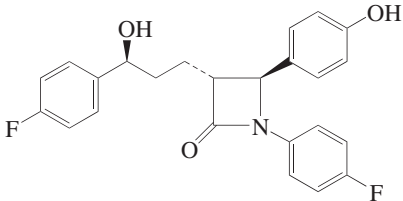
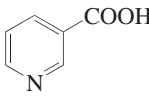
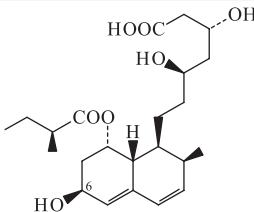
Generic Name	Trade Names	Category and Properties	Applications	Structure
37 Amphotericin	Fungizone; Amfostet; Amphozone	Polyene macrolide antifungal agent <i>mp</i> 170 °C Soluble in DMSO (30–40 mg/ml), acidic water (pH 2) or basic water (pH 11) (~0.1 mg/ml), DMF (2–4 mg/ml), DMF + 1 M HCl (3:1) (60–80 mg/ml), and methanol (slightly). Insoluble in ether.	Intravenous treatment of systemic fungal infections	
38 Efavirenz	Sustiva	Non-nucleoside HIV reverse transcriptase inhibitor <i>mp</i> 131 °C Soluble in methanol.	Treatment of HIV-1 infections (as part of combination therapy)	
39 Fluconazole	Diflucan; Biozolene; Elazor; Triflucan	Cytochrome P450 14 α -demethylase inhibitor <i>mp</i> 139 °C Soluble in water (<1 mg/ml at 25 °C), ethanol (61 mg/ml at 25 °C), and DMSO (61 mg/ml at 25 °C).	Treatment and prevention of superficial and systemic fungal infections	
40 Lamivudine	Epivir; Heptodin; Zeffix	HIV reverse transcriptase inhibitor Soluble in water (46 mg/ml at 25 °C), DMSO (46 mg/ml at 25 °C), methanol, and ethanol (<1 mg/ml at 25 °C).	Treatment of hepatitis B and human immunodeficiency virus	
41 Nevirapine	Viramune	Non-nucleoside HIV reverse transcriptase inhibitor <i>mp</i> 250 °C Soluble in chloroform and methanol.	Treatment of HIV infections (as part of combination therapy)	
42 Oseltamivir	Tamiflu	Neuraminidase inhibitor <i>Foam</i> Soluble in methanol and water.	Prevention and treatment of influenza A and B	
43 Ribavirin	Virazole; Rebetol; Copegus; Ribasphere; Viratek; Cotronak	Nucleoside antimetabolite <i>mp</i> 175 °C Soluble in water (20 mg/ml), DMSO (49 mg/ml at 25 °C), ethanol (<1 mg/ml at 25 °C), and alcohol (slightly).	Treatment of hepatitis C	

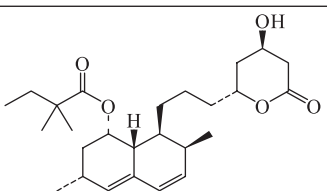
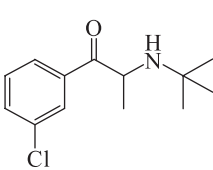
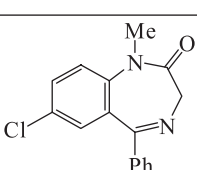
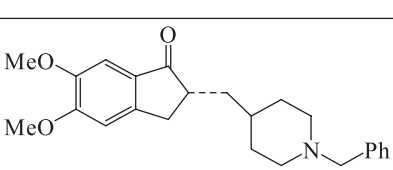
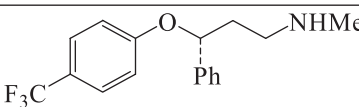
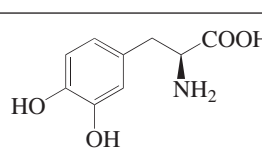
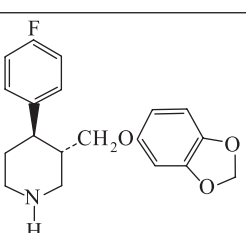
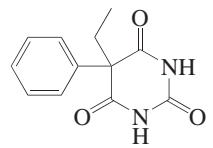
Generic Name	Trade Names	Category and Properties	Applications	Structure
44 Terbinafine	Lamisil	Squalene epoxidase inhibitor Soluble in DMSO (≥ 58 mg/ml at 25 °C), water (<1 mg/ml at 25 °C), and ethanol (≥ 58 mg/ml at 25 °C).	Treatment of fungal infections of the skin and nails	
45 Zalcitabine	Hivid	Pyrimidine nucleoside reverse transcriptase inhibitor Soluble in water (76.4 mg/ml at 25 °C), DMSO (42 mg/ml at 25 °C), and ethanol (<1 mg/ml at 25 °C).	Treatment of HIV infection and AIDS	
46 Zidovudine	Retrovir; AZT; Azidothymidine; Zidovir	Pyrimidine nucleoside reverse transcriptase inhibitor <i>mp</i> 121 °C Soluble in water (50 mg/ml), DMSO, and methanol.	Treatment of HIV infection and prevention of mother-to-child transmission	
Cancer Chemotherapy Drugs				
47 Anastrozole	Arimidex	Aromatase inhibitor; antineoplastic agent <i>mp</i> 81 °C Soluble in chloroform, methanol, ethanol (59 mg/ml at 25 °C), DMSO (59 mg/ml at 25 °C), and DMF (~14 mg/ml).	Treatment of breast cancer in postmenopausal women	
48 Bicalutamide	Casodex	Antiandrogen <i>mp</i> 180 °C Soluble in DMSO (86 mg/ml at 25 °C), DMF (~20 mg/ml), ethanol (7 mg/ml at 25 °C), and methanol (slightly). Insoluble in water.	Treatment of advanced prostate cancer	
49 Bortezomib	Velcade	Proteasome inhibitor Soluble in chloroform, DMSO (200 mg/ml), ethanol (200 mg/ml), and methanol.	Treatment of lymphomas and multiple myeloma	
50 Capecitabine	Xeloda	Antimetabolite Soluble in water (26 mg/ml), ethanol (207 mg/ml), methanol (>40%), DMF (~14 mg/ml), and DMSO (72 mg/ml at 25 °C).	Treatment of breast and colon cancer	

Generic Name	Trade Names	Category and Properties	Applications	Structure
51 Carboplatin	Paraplatin; Carboplat; Erbakar; Nonoplat	Platinum-based anticancer agent Soluble in water (10 mg/ml), saline, DMSO (<1 mg/ml), and ethanol (<1 mg/ml).	Treatment of ovarian cancer	
52 Cyclophosphamide	Cytoxan; Neosar; Cytophosphan; Endoxan; Clafen	Oxazaphosphorine alkylating agent ("Nitrogen mustard") <i>mp</i> 143 °C Soluble in water (100 mM), DMSO (100 mM), and ethanol (52 mg/ml at 25 °C).	Treatment of lymphomas and leukemias, multiple myeloma, and other cancers	
53 Docetaxel	Taxotere	Antineoplastic agent <i>mp</i> 232 °C Soluble in chloroform, dichloromethane, DMSO, ethyl acetate, methanol, and ethanol (25 mg/ml).	Treatment of ovarian, breast, and bronchial carcinomas	
54 Fluorouracil	Efudex; Carac; Fluoroplex; Aducil	Thymidylate synthesis inhibitor <i>mp</i> 243 °C Soluble in DMF (5 mg/ml), DMSO (5 mg/ml), methanol (1 mg/ml), hot water (1 mg/ml), 1 N NH ₄ OH (50 mg/ml), 1 M NaOH, ethanol (10 mM), and water (12.2 g/l at 20 °C).	Constituent of several antineoplastic combinations	
55 Gemcitabine	Gemzar (as hydrochloride)	Antineoplastic and antiviral agent <i>mp</i> 290 °C Soluble in water (100 mM), methanol (slightly), DMSO (50 mM), and acetone. Insoluble in ethanol.	Treatment of lung and pancreatic tumors	
56 Imatinib	Gleevec; Glivec	Protein kinase inhibitor <i>mp</i> 212 °C Soluble in water (<1 mg/ml at 25 °C), ethanol (<1 mg/ml at 25 °C), and DMSO (3 mg/ml at 25 °C).	Treatment of myelogenous leukemia and gastrointestinal tumors	
57 Irinotecan	Camptosar; Camptetin; Topotecin	Topoisomerase I inhibitor Soluble in water and methanol.	Treatment of colorectal cancer	

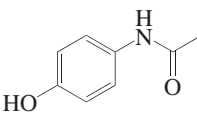
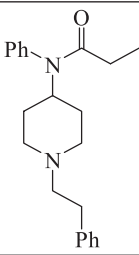
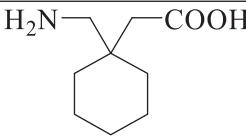
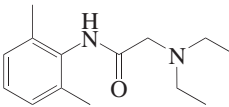
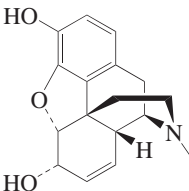
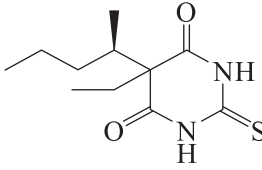
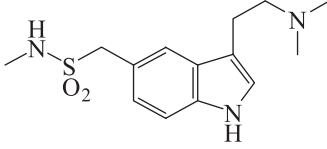
Generic Name	Trade Names	Category and Properties	Applications	Structure
58 Paclitaxel	Taxol; Abraxane; Yewtaxan	Microtubule-stabilizing agent <i>mp</i> 214 °C Soluble in methanol.	Treatment of ovarian, breast, and lung cancer	
59 Sunitinib	Sutent	Tyrosine kinases inhibitor Soluble in water (>25 mg/ml, pH 1.2–6.8), DMSO (>10 mg/ml), and methanol.	Treatment of gastrointestinal and kidney tumors	
60 Tamoxifen	Nolvadex; Soltamox; Tamaxin; Tamoplex; Valodex	Selective estrogen receptor modulator <i>mp</i> 97 °C Soluble in dichloromethane.	Treatment of breast cancer	
Cardiovascular Agents				
61 Aliskiren	Tekturna; Rasilex	Renin inhibitor Soluble in methanol, chloroform, and water.	Treatment of hypertension	
62 Amlodipine	Norvasc	Calcium channel blocker Soluble in DMSO (25 mg/ml), ethanol (25 mg/ml), water (75.3 mg/ml), DMF (25 mg/ml), acetone, chloroform, ethyl acetate, and methanol.	Treatment of hypertension, atrial fibrillation, and angina	
63 Atenolol	Tenormin	β-Blocker <i>mp</i> 147 °C Soluble in water (25 mM), DMSO (18 mg/ml), ethanol (3.4 mg/ml), methanol (50 mg/ml), and water (26.5 mg/ml at 37 °C).	Treatment of hypertension and excessive heart rate	
64 Carvedilol	Coreg; Dilatrend; Eucardic	Calcium channel blocker; β-adrenoceptor blocker Soluble in DMSO (>25 mg/ml), ethanol (10 mg/ml), methanol (33.8 mg/ml), phosphate buffer (pH 4) (0.43 mg/ml at 37 °C), water (slightly), chloroform, methylene chloride, and ethyl ether (slightly).	Treatment of heart failure and hypertension	

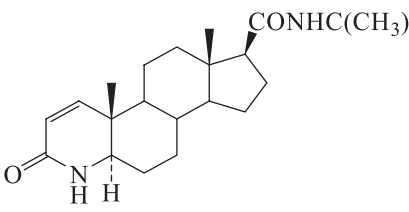
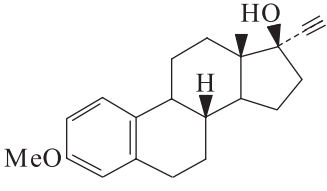
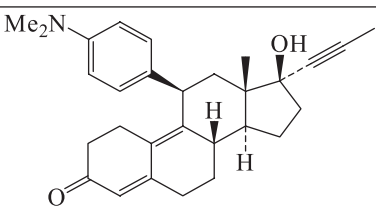
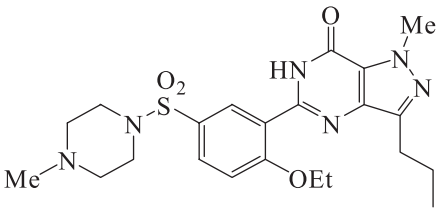
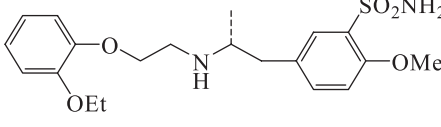
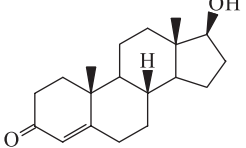
Generic Name	Trade Names	Category and Properties	Applications	Structure
65 Clopidogrel	Plavix; Isocover; Meilax; Tipidyl	Antiplatelet agent Soluble in DMSO.	Prevention of blood clots after stroke or myocardial infarction	
66 Digoxin	Lanoxin; Davoxin; Digacin; Dilanacin; Rougoxin; Digosin; Cordioxil	Cardiac glycoside <i>mp</i> 249 °C Soluble in chloroform, DMSO, methanol, pyridine (50 mg/ml), diluted ethanol, and mixture of chloroform and alcohol. Insoluble in water (64.8 mg/l at 25 °C), ether, acetone, and ethyl acetate.	Treatment of congestive heart failure	
67 Enalaprilat	Vasotec	Angiotensin-converting enzyme inhibitor; antihypertensive agent <i>mp</i> 150 °C Slightly soluble in water.	Treatment of hypertension, atherosclerosis, and congestive heart failure	
68 Glycerol trinitrate	Nitroglycerin	Cardiac stimulant and vasodilator Soluble in acetone, ether, benzene, ethanol, and water (slightly).	Treatment of angina and congestive heart failure	
69 Irbesartan	Aprovel; Avapro; Avalide (in combination with hydrochlorothiazide)	Angiotensin II AT ₁ -receptor antagonist <i>mp</i> 180 °C Soluble in DMSO (>25 mg/ml), ethanol (~0.5 mg/ml), methanol, DMF (~20 mg/ml), and water (<1 mg/ml at 25 °C).	Treatment of hypertension and diabetes-related kidney disease	
70 Lisinopril	Acecomb; Alapril; Carace; Novatec; Novazyd; Vivatex; Zestoretic; Zestril	Angiotensin-converting enzyme inhibitor; antihypertensive agent <i>mp</i> 159 °C Soluble in PBS (1 mg/ml, pH 7.2), ethanol (sparingly), DMSO (sparingly), and DMF (sparingly).	Treatment of hypertension	
71 Losartan	Cozaar; Hyzaar (with hydrochlorothiazide)	Angiotensin II AT ₁ -receptor antagonist <i>mp</i> 184 °C Soluble in ethanol (100 mM) and DMSO (100 mM).	Treatment of congestive heart failure and hypertension	

Generic Name	Trade Names	Category and Properties	Applications	Structure
72 Metoprolol	Lopressor; Toprol XL	β -Adrenergic blocker Soluble in methanol and water.	Treatment of angina and hypertension	
73 Telmisartan	Micardis	Angiotensin II (AT ₁) receptor antagonist <i>mp</i> 262 °C Soluble in DMSO (13 mg/ml at 25 °C), chloroform, DMF (~1.6 mg/ml), and ethanol (<1 mg/ml at 25 °C). Insoluble in water.	Treatment of hypertension	
74 Terazosin	Hytrin; Itrin; Hytrinex; Magnurol; Teraprost; Vasocard; Uroflo; etc.	Antihypertensive agent (α_1 -adrenoceptor antagonist) Soluble to 50 mM in water.	Treatment of hypertension and benign prostatic hyperplasia	
75 Warfarin	Coumadin	Anticlotting agent <i>mp</i> 161 °C Soluble in dioxane and acetone.	Reduction of possibility of stroke or coronary	
Cholesterol-Lowering Drugs				
76 Atorvastatin	Lipitor; Caduet (in combination with amlodipine)	HMG-CoA reductase inhibitor (statin) Soluble in methanol.	Reduction of LDL cholesterol levels by inhibiting cholesterol biosynthesis	
77 Ezetimibe	Zetia	Selective cholesterol absorption inhibitor <i>mp</i> 165 °C Soluble in water (<1 mg/ml at 25 °C), DMSO (82 mg/ml at 25 °C), ethanol (82 mg/ml at 25 °C), and methanol.	Reduction of LDL cholesterol levels by inhibiting dietary cholesterol absorption	
78 Nicotinic acid	Niacin	Lipoprotein synthesis inhibitor Soluble in water (15 g/l at 20 °C), alkali hydroxides, propylene glycol, water (150 g/l at 100 °C), ethanol (12.5 g/l at 25 °C), DMSO (25 mg/ml), methanol, carbonates, and water (15 g/l at 20 °C). Insoluble in diethyl ether.	Reduction of LDL cholesterol levels	
79 Pravastatin	Pravochol	HMG-CoA reductase inhibitor (statin) Soluble in non-polar solvents.	Reduction of LDL cholesterol levels by inhibiting cholesterol biosynthesis	

Generic Name	Trade Names	Category and Properties	Applications	Structure
80 Simvastatin	Zocor; Vytorin (combination with Ezetimibe)	HMG-CoA reductase inhibitor (statin) <i>mp</i> 136 °C Soluble in DMSO (>25 mg/ml), ethanol (>25 mg/ml), water (0.03 mg/l), and methanol.	Reduction of LDL cholesterol levels by inhibiting cholesterol biosynthesis	
Depression and Anxiety Drugs				
81 Bupropion	Wellbutrin; Amfebutamone; Zyban	Dopamine reuptake inhibitor <i>Pale yellow oil</i> Soluble in water (>25 mg/ml), ethanol (193 mg/ml), and 0.1 N HCl (333 mg/ml).	Antidepressant; smoking cessation aid	
82 Diazepam	Valium; Stesolid; Seduxen; Antenex; Calmpose; Livotensin	Benzodiazepine central nervous system depressant <i>mp</i> 125 °C Soluble in DMF and ethanol, slightly soluble in water.	Treatment of anxiety, seizures, muscular spasms, and insomnia	
83 Donepezil	Aricept	Acetylcholine esterase inhibitor Soluble in chloroform (~50 mg/ml) and acetone (~25 mg/ml).	Treatment of Alzheimer's disease	
84 Fluoxetine	Prozac; Sarafem; Adofen; Fontex; Lorian	Selective serotonin reuptake inhibitor Soluble in water (4 mg/ml), DMSO (>5 mg/ml), acetone, acetonitrile, chloroform, and methanol.	Treatment of depression, panic attacks, and obsessive-compulsive disorder	
85 Levodopa	L-Dopa; Larodopa; Bendopa; Veldopa	Precursor to the neurotransmitter dopamine <i>mp</i> 277 °C Soluble in water (66 mg/ml), DMSO (<1 mg/ml at 25 °C), and 0.5 M HCl (50 mg/ml). Insoluble in ethanol and chloroform.	Treatment of Parkinson's disease	
86 Paroxetine	Paxil; Seroxat; Tagonis; Aropax; Motivan	Selective serotonin reuptake inhibitor Soluble in DMSO (25 mg/ml), chloroform, and methanol. Insoluble in water.	Treatment of depression, panic attacks, and obsessive-compulsive disorder	
87 Phenobarbital	Luminal; Fenemal; Gardenal; Barbivis	Anticonvulsant <i>mp</i> 174 °C	Epilepsy control; also used as a sedative	

Generic Name	Trade Names	Category and Properties	Applications	Structure
88 Sertraline	Zoloft; Lustral; Serad; Serlain; Tatig	Selective serotonin reuptake inhibitor Soluble in DMSO (>25 mg/ml), ethanol (10 mg/ml), water (3 mg/ml), 0.1 N HCl (0.51 mg/ml), isopropyl alcohol (4.3 mg/ml), chloroform (110 mg/ml), and dimethylsulfoxide (147 mg/ml).	Treatment of depression, panic attacks, and obsessive-compulsive disorder	
89 Tiagabine	Gabitril	GABA reuptake inhibitor; anticonvulsant Soluble in water.	Treatment of epileptic seizures	
90 Venlafaxine	Effexor; Trewilor; Vandral; Dobupal	Selective serotonin and norepinephrine reuptake inhibitor Soluble in dichloromethane, ethyl acetate, and methanol.	Treatment of anxiety and panic disorders	
Osteoporosis Drugs				
91 Alendronic acid	Fosamax; Adronat; Alendros; Dronal	Farnesyl pyrophosphate synthase inhibitor Soluble in water (40 g/l at 25 °C) and PBS (pH 7.2) (~0.25 mg/ml).	Prevention and treatment of osteoporosis and Paget's disease	
92 Calcitriol	Rocaltrol; Calcijex	Calcium and phosphate metabolism regulator <i>mp</i> 170 °C	Treatment of rickets and osteoporosis	
93 Raloxifene	Evista (as hydrochloride)	Selective estrogen receptor modulator Soluble in DMSO (50 mM), methanol, and ethanol (<1 mg/ml at 25 °C). Insoluble in water.	Prevention and treatment of osteoporosis	
94 Risedronic acid	Actonel (as Na salt); Optinate	Calcium regulator Soluble in water (<1 mg/ml at 25 °C), ethanol (<1 mg/ml at 25 °C), and DMSO (<1 mg/ml at 25 °C).	Treatment of osteoporosis and Paget's disease	

Generic Name	Trade Names	Category and Properties	Applications	Structure
<i>Pain Relief Drugs</i>				
95 Acetaminophen	Tylenol; APAP; Paracetamol; Hedrex; Tramil	Analgesic/antipyretic <i>mp</i> 170 °C Soluble in water (14 g/l at 20 °C), ethanol (100 mM), DMSO (100 mM), methanol (50 mg/ml), and DMF.	Relief of musculoskeletal, neuralgic, and other types of pain	
96 Fentanyl	Duragesic; Actiq; Fentora; Sublimaze	Opioid μ -receptor agonist <i>mp</i> 87.5 °C	Treatment of severe pain; spinal and epidural anesthesia	
97 Gabapentin	Neurotin; Aclonium	Anticonvulsant/analgesic; CNS depressant <i>mp</i> 164 °C Soluble in water (10 mg/mL), PBS pH 7.2 (~10 mg/ml), methanol, ethanol (sparingly), DMSO (sparingly), and DMF (sparingly).	Treatment of neuralgia, pain from shingles, migraine, and epilepsy	
98 Lidocaine	Xylocaine; Xylocard; Lidamantle	Aminoamide anesthetic/antiarrhythmic agent	Local anesthetic for dental procedures	
99 Morphine	Avinza; Contin; Kadian; Roxanol; Meconium; Morfine	Opioid analgesic <i>mp</i> 255 °C Soluble in water (64 mg/ml) and ethanol (1.8 mg/ml).	Pain management, especially in malignant diseases	
100 Thiopental	Pentothal; Penthiobarbital; Thiopentone	Short-acting barbiturate/anesthetic	Induction of presurgical anesthesia	
101 Sumatriptan	Imitrex; Imigrane; Megrelan; Permcran; Sumadol	Selective 5-HT _{1D} receptor agonist Soluble in water (83 mg/ml), DMSO (83 mg/ml), and methanol (very slightly). Insoluble in ethanol and ether.	Treatment of severe migraine headaches	

Generic Name	Trade Names	Category and Properties	Applications	Structure
Reproductive and Urinary System Drugs				
102 Finasteride	Proscar; Propecia; Andozac; Finastid; Procure; Urprosan	5 α Reductase inhibitor <i>mp</i> 252 °C Soluble in water (0.05 mg/ml), DMSO (75 mg/ml at 25 °C), ethanol (75 mg/ml), methanol, and chloroform.	Treatment of benign prostatic hyperplasia and male hair loss	
103 Mestranol	Devocin; Norinyl; Ovastol; Tranel	Estrogen, used in combination as oral contraceptive <i>mp</i> 151 °C Soluble in DMSO (15 mg/ml at 25 °C), water (<1 mg/ml at 25 °C), and ethanol (25 mg/ml at 25 °C).	Prevention of unplanned pregnancy	
104 Mifepristone	Mifeprex; Mifegyne; Corlux; RU 486	Progesterone receptor modulator <i>mp</i> 150 °C Soluble in water (slightly), DMF (~30 mg/ml), ethanol (50 mg/ml), methanol, and DMSO (86 mg/ml at 25 °C).	Termination of pregnancy	
105 Sildenafil	Viagra; Revatio	Cyclic GMP phosphodiesterase inhibitor Soluble in water (3.5 mg/ml), DMSO (23 mg/ml at 25 °C), ethanol (<1 mg/ml at 25 °C), methanol, and DMF (~14 mg/ml).	Treatment of erectile dysfunction and pulmonary hypertension	
106 Tamsulosin	Flomax; Amsulosin; Harnal; Omix	Prostate selective α_1 -adrenoceptor antagonist Soluble in DMSO (100 mM), methanol, and water (10 mM).	Treatment of benign prostatic hyperplasia	
107 Testosterone	Androderm; Androgel; Testrim; Striant	Anabolic steroid hormone Freely soluble in dehydrated alcohol and chloroform. Insoluble in water.	Treatment of male hypogonadism	

Index

The index below lists the trade and generic names for the drugs in this table; the generic names are in bold face. Each entry is referred to by its generic name and the identification number in the

table. An asterisk* beside the trade name indicates a product that is a combination of two drugs.

Name	Generic Name
Abraxane	Paclitaxel (58)
Acecomb	Lisinopril (70)
Acetaminophen	Acetaminophen (95)
Acetylsalicylic acid	Acetylsalicylic acid (25)
Aclonium	Gabapentin (97)

Name	Generic Name
Actiq	Fentanyl (96)
Actonel	Risedronic acid (94)
Actos	Pioglitazone (22)
Acyclovir	Acyclovir (36)
Adofen	Fluoxetine (84)

Name	Generic Name
Adoxa	Doxycycline (15)
Adronat	Alendronic acid (91)
Adrucil	Fluorouracil (54)
Advair*	Fluticasone (5)
Advil	Ibuprofen (27)
Alapril	Lisinopril (70)
Alavert	Loratadine (6)
Albuterol	Albuterol (1)
Alendronic acid	Alendronic acid (91)
Alendros	Alendronic acid (91)
Aleve	Naproxen (29)
Aliskiren	Aliskiren (61)
Allegra	Fexofenadine (4)
Amfebutamone	Bupropion (81)
Amfostet	Amphotericin (37)
Amikacin	Amikacin (10)
Amikin	Amikacin (10)
Amlodipine	Amlodipine (62)
Amoxicillin	Amoxicillin (11)
Amoxil	Amoxicillin (11)
Amphotericin	Amphotericin (37)
Amphozone	Amphotericin (37)
Amsulosin	Tamsulosin (106)
Anaprox	Naproxen (29)
Anastrozole	Anastrozole (47)
Andozac	Finasteride (102)
Androderm	Testosterone (107)
Androgel	Testosterone (107)
Antenex	Diazepam (82)
APAP	Acetaminophen (95)
Aprovel	Irbesartan (69)
Aricept	Donepezil (83)
Arimidex	Anastrozole (47)
Aropax	Paroxetine (86)
Aspirin	Acetylsalicylic acid (25)
Atenolol	Atenolol (63)
Atorvastatin	Atorvastatin (76)
Avalide*	Irbesartan (69)
Avandia	Rosiglitazone (23)
Avapro	Irbesartan (69)
Avinza	Morphine (99)
Avirax	Acyclovir (36)
Azantac	Ranitidine (35)
Azidothymidine	Zidovudine (46)
Azithromycin	Azithromycin (12)
Azitrocin	Azithromycin (12)
AZT	Zidovudine (46)
Barbivis	Phenobarbital (87)
Bendopa	Levodopa (85)
Bicalutamide	Bicalutamide (48)
Biclin	Amikacin (10)
Biozole	Fluconazole (39)
Bortezomib	Bortezomib (49)
Budamax	Budesonide (2)
Budeson	Budesonide (2)

Name	Generic Name
Budesonide	Budesonide (2)
Bupropion	Bupropion (81)
Caduet*	Atorvastatin (76)
Calcijex	Calcitriol (92)
Calcitriol	Calcitriol (92)
Calmpose	Diazepam (82)
Camptetin	Irinotecan (57)
Camptosar	Irinotecan (57)
Capecitabine	Capecitabine (50)
Carac	Fluorouracil (54)
Carace	Lisinopril (70)
Carboplat	Carboplatin (51)
Carboplatin	Carboplatin (51)
Carboxyterfenadine	Fexofenadine (4)
Carvedilol	Carvedilol (64)
Casodex	Bicalutamide (48)
Ceclor	Cefaclor (13)
Cefaclor	Cefaclor (13)
Celebrex	Celecoxib (26)
Celecoxib	Celecoxib (26)
Cetirizine	Cetirizine (3)
Chemacin	Amikacin (10)
Cimetidine	Cimetidine (31)
Cimetimax	Cimetidine (31)
Cipro	Ciprofloxacin (14)
Ciprobay	Ciprofloxacin (14)
Ciprofloxacin	Ciprofloxacin (14)
Ciproxin	Ciprofloxacin (14)
Clafen	Cyclophosphamide (52)
Claratyne	Loratadine (6)
Claritin	Loratadine (6)
Clopidogrel	Clopidogrel (65)
Contin	Morphine (99)
Copegus	Ribavirin (43)
Cordioxil	Digoxin (66)
Coreg	Carvedilol (64)
Corlux	Mifepristone (104)
Cotronak	Ribavirin (43)
Coumadin	Warfarin (75)
Cozaar	Losartan (71)
Cyclophosphamide	Cyclophosphamide (52)
Cytosphophan	Cyclophosphamide (52)
Cytoxan	Cyclophosphamide (52)
Davoxin	Digoxin (66)
Deltasone	Prednisone (30)
Deoxymykoin	Doxycycline (15)
Devocin	Mestranol (103)
Diabex	Metformin (21)
Diaformin	Metformin (21)
Diazepam	Diazepam (82)
Diflucan	Fluconazole (39)
Digacin	Digoxin (66)
Digosin	Digoxin (66)
Digoxin	Digoxin (66)
Dilanacin	Digoxin (66)

Name	Generic Name
Dilatrend	Carvedilol (64)
Dobupal	Venlafaxine (90)
Docetaxel	Docetaxel (53)
Donepezil	Donepezil (83)
Doryx	Doxycycline (15)
Doxycycline	Doxycycline (15)
Dronal	Alendronic acid (91)
Duragesic	Fentanyl (96)
E-Mycin	Erythromycin (16)
Efavirenz	Efavirenz (38)
Effexor	Venlafaxine (90)
Efudex	Fluorouracil (54)
Elazor	Fluconazole (39)
Enalaprilat	Enalaprilat (67)
Endoxan	Cyclophosphamide (52)
Epivir	Lamivudine (40)
Erbakar	Carboplatin (51)
Erythrocin	Erythromycin (16)
Erythromycin	Erythromycin (16)
Eucardic	Carvedilol (64)
Evista	Raloxifene (93)
Ezetimibe	Ezetimibe (77)
Fenemal	Phenobarbital (87)
Fentanyl	Fentanyl (96)
Fentora	Fentanyl (96)
Fexofenadine	Fexofenadine (4)
Finasteride	Finasteride (102)
Finastid	Finasteride (102)
Flexilite	Amikacin (10)
Flociprin	Ciprofloxacin (14)
Flomax	Tamsulosin (106)
Flonase	Fluticasone (5)
Flovent	Fluticasone (5)
Fluconazole	Fluconazole (39)
Fluoroplex	Fluorouracil (54)
Fluorouracil	Fluorouracil (54)
Fluoxetine	Fluoxetine (84)
Fluticasone	Fluticasone (5)
Fontex	Fluoxetine (84)
Fortamet	Metformin (21)
Fosamax	Alendronic acid (91)
Fungizone	Amphotericin (37)
Gabapentin	Gabapentin (97)
Gabitril	Tiagabine (89)
Gardenal	Phenobarbital (87)
Gastromet	Cimetidine (31)
Gemcitabine	Gemcitabine (55)
Gemzar	Gemcitabine (55)
Gleevec	Imatinib (56)
Glibenese	Glipizide (20)
Glipizide	Glipizide (20)
Glivec	Imatinib (56)
Glucophage	Metformin (21)
Glucotrol	Glipizide (20)
Glycerol trinitrate	Glycerol trinitrate (68)

Name	Generic Name
Glydiazinamide	Glipizide (20)
Harnal	Tamsulosin (106)
Hedrex	Acetaminophen (95)
Heptodin	Lamivudine (40)
Hivid	Zalcitabine (45)
Hytrin	Terazosin (74)
Hytrinex	Terazosin (74)
Hyzaar*	Losartan (71)
Ibuprofen	Ibuprofen (27)
Ilosone	Erythromycin (16)
Imatinib	Imatinib (56)
Imigrane	Sumatriptan (101)
Imitrex	Sumatriptan (101)
Inflammid	Budesonide (2)
Irbesartan	Irbesartan (69)
Irinotecan	Irinotecan (57)
Isimoxin	Amoxicillin (11)
Isocover	Clopidogrel (65)
Isoniazid	Isoniazid (17)
Itrin	Terazosin (74)
Januvia	Sitagliptin (24)
Kadian	Morphine (99)
Kefolar	Cefaclor (13)
L-Dopa	Levodopa (85)
Lamisil	Terbinafine (44)
Lamivudine	Lamivudine (40)
Laniazid	Isoniazid (17)
Lanoxin	Digoxin (66)
Lansoprazole	Lansoprazole (32)
Larodopa	Levodopa (85)
Levodopa	Levodopa (85)
Lidamantle	Lidocaine (98)
Lidocaine	Lidocaine (98)
Linezolid	Linezolid (18)
Lipitor	Atorvastatin (76)
Lisinopril	Lisinopril (70)
Liviatin	Doxycycline (15)
Livotensin	Diazepam (82)
Lopressor	Metoprolol (72)
Loratadine	Loratadine (6)
Lorien	Fluoxetine (84)
Losartan	Losartan (71)
Losec	Omeprazole (33)
Luminal	Phenobarbital (87)
Lustral	Sertraline (88)
Magnurol	Terazosin (74)
Meconium	Morphine (99)
Megrelan	Sumatriptan (101)
Meilax	Clopidogrel (65)
Melfax	Ranitidine (35)
Meloxicam	Meloxicam (28)
Mepral	Omeprazole (33)
Mestranol	Mestranol (103)
Metacain	Meloxicam (28)
Metacam	Meloxicam (28)

Name	Generic Name
Metformin	Metformin (21)
Meticorten	Prednisone (30)
Metoprolol	Metoprolol (72)
Micardis	Telmisartan (73)
Mifegyne	Mifepristone (104)
Mifeprex	Mifepristone (104)
Mifepristone	Mifepristone (104)
Minodiab	Glipizide (20)
Mirolex	Acyclovir (36)
Mobic	Meloxicam (28)
Monotrim	Trimethoprim (19)
Montelukast	Montelukast (7)
Mopral	Omeprazole (33)
Morfine	Morphine (99)
Morphine	Morphine (99)
Motivan	Paroxetine (86)
Naprelan	Naproxen (29)
Naprogesic	Naproxen (29)
Naproxen	Naproxen (29)
Negasin	Amikacin (10)
Neosar	Cyclophosphamide (52)
Neurotin	Gabapentin (97)
Nevirapine	Nevirapine (41)
Nexium	Omeprazole (33)
Niacin	Nicotinic acid (78)
Nicotinic acid	Nicotinic acid (78)
Nitroglycerin	Glycerol trinitrate (68)
Nolvadex	Tamoxifen (60)
Nonoplat	Carboplatin (51)
Norinyl	Mestranol (103)
Norvasc	Amlodipine (62)
Novatec	Lisinopril (70)
Novazyd	Lisinopril (70)
Omeprazole	Omeprazole (33)
Omix	Tamsulosin (106)
Onsenal	Celecoxib (26)
Optinate	Risedronic acid (94)
Oseltamivir	Oseltamivir (42)
Ospamox	Amoxicillin (11)
Ovastol	Mestranol (103)
Paclitaxel	Paclitaxel (58)
Panacef	Cefaclor (13)
Panoral	Cefaclor (13)
Pantoprazole	Pantoprazole (34)
Pantozol	Pantoprazole (34)
Paracetamol	Acetaminophen (95)
Paraplatin	Carboplatin (51)
Paroxetine	Paroxetine (86)
Paxil	Paroxetine (86)
Penthiobarbital	Thiopental (100)
Pentothal	Thiopental (100)
Peptimax	Cimetidine (31)
Permcran	Sumatriptan (101)
Phenobarbital	Phenobarbital (87)
Pioglitazone	Pioglitazone (22)

Name	Generic Name
Plavix	Clopidogrel (65)
Pravastatin	Pravastatin (79)
Pravochol	Pravastatin (79)
Prednisone	Prednisone (30)
Prevacid	Lansoprazole (32)
Prevpac	Lansoprazole (32)
Prezal	Lansoprazole (32)
Prilosec	Omeprazole (33)
Procare	Finasteride (102)
Proloprim	Trimethoprim (19)
Propecia	Finasteride (102)
Proscar	Finasteride (102)
Protonix	Pantoprazole (34)
Proventil	Albuterol (1)
Prozac	Fluoxetine (84)
Pulmicort	Budesonide (2)
Raloxifene	Raloxifene (93)
Ranitidine	Ranitidine (35)
Rantec	Ranitidine (35)
Rasilex	Aliskiren (61)
Rebetol	Ribavirin (43)
Retrovir	Zidovudine (46)
Revatio	Sildenafil (105)
Rhinocort	Budesonide (2)
Ribasphere	Ribavirin (43)
Ribavirin	Ribavirin (43)
Rifun	Pantoprazole (34)
Risedronic acid	Risedronic acid (94)
Rocaltrol	Calcitriol (92)
Rosiglitazone	Rosiglitazone (23)
Rougoxin	Digoxin (66)
Roxanol	Morphine (99)
RU 486	Mifepristone (104)
Salmeterol	Salmeterol (8)
Sarafem	Fluoxetine (84)
Seduxen	Diazepam (82)
Serad	Sertraline (88)
Serevent	Salmeterol (8)
Serlain	Sertraline (88)
Seroxat	Paroxetine (86)
Sertraline	Sertraline (88)
Sildenafil	Sildenafil (105)
Simvastatin	Simvastatin (80)
Singulair	Montelukast (7)
Sitagliptin	Sitagliptin (24)
Soltamox	Tamoxifen (60)
SoluTab	Lansoprazole (32)
Sostril	Ranitidine (35)
Spiriva	Tiotropium bromide (9)
Stesolid	Diazepam (82)
Striant	Testosterone (107)
Sublimaze	Fentanyl (96)
Sumadol	Sumatriptan (101)
Sumatriptan	Sumatriptan (101)
Sunitinib	Sunitinib (59)

Name	Generic Name	Name	Generic Name
Sustiva	Efavirenz (38)	Vandral	Venlafaxine (90)
Sutent	Sunitinib (59)	Vasocard	Terazosin (74)
Tagamet	Cimetidine (31)	Vasotec	Enalaprilat (67)
Tagonis	Paroxetine (86)	Velcade	Bortezomib (49)
Tamaxin	Tamoxifen (60)	Veldopa	Levodopa (85)
Tamiflu	Oseltamivir (42)	Venlafaxine	Venlafaxine (90)
Tamoplex	Tamoxifen (60)	Ventolin	Albuterol (1)
Tamoxifen	Tamoxifen (60)	Viagra	Sildenafil (105)
Tamsulosin	Tamsulosin (106)	Vibramycin	Doxycycline (15)
Tatig	Sertraline (88)	Vinzam	Azithromycin (12)
Taural	Ranitidine (35)	Viramune	Nevirapine (41)
Taxol	Paclitaxel (58)	Viratek	Ribavirin (43)
Taxotere	Docetaxel (53)	Virazole	Ribavirin (43)
Tekturna	Aliskiren (61)	Vivatec	Lisinopril (70)
Telfast	Fexofenadine (4)	Volmax	Albuterol (1)
Telmisartan	Telmisartan (73)	Vytorin*	Simvastatin (80)
Tenormin	Atenolol (63)	Warfarin	Warfarin (75)
Teraprost	Terazosin (74)	Wellbutrin	Bupropion (81)
Terazosin	Terazosin (74)	Xeloda	Capecitabine (50)
Terbinafine	Terbinafine (44)	Xylocaine	Lidocaine (98)
Testosterone	Testosterone (107)	Xylocard	Lidocaine (98)
Testrim	Testosterone (107)	Yewtaxan	Paclitaxel (58)
Thiopental	Thiopental (100)	Zalcitabine	Zalcitabine (45)
Thiopentone	Thiopental (100)	Zantac	Ranitidine (35)
Tiagabine	Tiagabine (89)	Zeffix	Lamivudine (40)
Tiotropium bromide	Tiotropium bromide (9)	Zestoretic	Lisinopril (70)
Tipidyl	Clopidogrel (65)	Zestril	Lisinopril (70)
Topotecin	Irinotecan (57)	Zetia	Ezetimibe (77)
Toprol XL	Metoprolol (72)	Zidovir	Zidovudine (46)
Tramil	Acetaminophen (95)	Zidovudine	Zidovudine (46)
Tranel	Mestranol (103)	Zithromax	Azithromycin (12)
Trewilor	Venlafaxine (90)	Zmax	Azithromycin (12)
Triflucan	Fluconazole (39)	Zocor	Simvastatin (80)
Trimethoprim	Trimethoprim (19)	Zoloft	Sertraline (88)
Triprim	Trimethoprim (19)	Zoltum	Omeprazole (33)
Tylenol	Acetaminophen (95)	Zoton	Lansoprazole (32)
Uniflox	Ciprofloxacin (14)	Zovir	Acyclovir (36)
Uroflo	Terazosin (74)	Zovirax	Acyclovir (36)
Urprosan	Finasteride (102)	Zyban	Bupropion (81)
Valium	Diazepam (82)	Zyrtec	Cetirizine (3)
Valodex	Tamoxifen (60)	Zyvox	Linezolid (18)

CHEMICAL CONSTITUENTS OF HUMAN BLOOD

This table lists typical concentrations of some of the chemical constituents of human blood. The table covers elements and compounds of relatively low molecular weight. References 1 and 4 give extensive information on enzymes, hormones, vitamins, and other blood constituents.

The values given for the normal range refer to healthy adults who have not been exposed to unusual environmental agents. In keeping with IUPAC practice, all values refer to a volume of one liter, and thus are stated in units of g/L, mg/L, µg/L or mmol/L. Many clinical test results, especially in the United States, are reported on a deciliter (dL) rather than a liter basis; thus the values in this table should be divided by 10 to place them on a dL basis. The symbols S (for serum), P (plasma), and WB (whole blood) in the second column indicate the nature of the blood sample to which the values apply. In some cases only a single mean value has been reported, rather than a range; these are given in italics.

The total volume of blood in a 100 kg (220 lb) adult is 7.5 L for a male and 6.7 L for a female. The corresponding volume of plasma is 4.4 L and 4.3 L, respectively (Reference 1).

Values from Reference 1 are so-called "reference values" against which clinical tests of blood chemistry are compared. In these cases the "normal range" is understood to include about 95% of the population. The remaining 5% may show values outside the normal range without necessarily implying a medical problem. Note that these reference values may vary slightly from one testing laboratory to another, depending on the detailed test procedure.

Accurate measurements on trace elements are very difficult to make, and wide variations can be found in the literature. Preferred measurement methods are discussed in References 2 and 6. Values

for the trace elements can also vary from one country to another, depending on dietary or environmental factors. Thus cadmium levels tend to be higher in Japan because of the prevalence of sea-food in the diet, and lead levels are higher in regions where lead additives are still used in gasoline. Variations with gender, age, geography, and occurrence of diseases are reviewed in Reference 6.

The Critical Values column gives levels that deviate far enough from the normal range to suggest a probable medical issue. Such values from Reference 3 are the Biological Exposure Indexes (BEI) that are specified by the American Council of Government Industrial Hygienists (ACGIH) as danger signals for the levels of pollutants in the workplace.

References

1. Wallach, J., *Interpretation of Diagnostic Tests, Eight Edition*, Wolters Kluwer, Philadelphia, 2007.
2. IUPAC Commission on Toxicology, "Sample Collection Guidelines for Trace Elements in Blood and Urine," *Pure & Appl. Chem.*, 67, 1575, 1995.
3. *2008 TLV's and BEI's*, American Conference of Governmental Industrial Hygienists, 1330 Kemper Meadow Drive, Cincinnati, OH 45240-1634, 2008 (www.acgih.org).
4. Altman, P. L., and Dittmer, D. S., Eds., *Biology Data Book, Second Edition, Vol. III*, Federation of American Societies for Experimental Biology, Bethesda, MD, 1974.
5. Bowen, H. J. M., *Trace Elements in Biochemistry*, Academic Press, New York, 1966.
6. Versieck, J., and Cornelis, R., *Trace Elements in Human Plasma or Serum*, CRC Press, Boca Raton, FL, 1989.

Component	Unit	Normal Range		Critical Values	Ref.	
		Low	High			
Inorganic						
Aluminum	S	µg/L	1	10	>60	6,2
Ammonia	P	µg/L	190	600	>700	1
Antimony	S,P	µg/L		1		6
Arsenic	S	µg/L	0.5	5		6,2
Barium	S,P	µg/L		79		4,5
Beryllium	S,P	µg/L		<4		4,5
Bicarbonate (HCO ₃ ⁻)	WB	mmol/L	22	28	<10 or >40	1
Bromine	S,P	mg/L	2	11		6,4
Cadmium	S	µg/L	0.1	1	>5	6,2,3
Calcium, total	S	mg/L	90	105	<65 or >140	1
Calcium ion (Ca ⁺⁺)	WB	mg/L	30	45		1
Carbon dioxide	P	mmol/L	21	30	<11 or >40	1
Carbon monoxide*	WB	%CO-Hb	0	5%	30%	1
Cesium	S,P	µg/L	0.5	2.0		6
Chloride (Cl ⁻)	S	mmol/L	98	106	<80 or >115	1
Chromium	S	µg/L	0.1	0.4		6,2
Cobalt	S	µg/L	0.05	0.35	>1	6,2,3
Copper	S	mg/ L	0.7	1.4		1,2,6
Fluorine	S,P	µg/L	33	236		6
Hydrogen ion (H ⁺)	WB	pH	7.38	7.44	<7.10 or >7.59	1
Iodine (total)	S,P	µg/L	59	76		4
Iron	S	mg/L	0.5	1.7		1
Lead	S	µg/L	5	100	>300	1,3,6

Component		Unit	Normal Range		Critical Values	Ref.
			Low	High		
Lithium	S,P	µg/L		8		6
Magnesium	S	mg/L	18	30	<10 or >47	1
Manganese	S	µg/L	0.3	1.0		6,2
Mercury	S	µg/L	0.5	3	>15	2,3
Molybdenum	S,P	µg/L	0.3	1.3		6
Nickel	S	µg/L	0.1	1.3		6,2
Oxygen (arterial)	WB	% saturation	96%	100%		1
Oxygen (venous)	WB	% saturation	60%	85%		1
Phosphorus (inorganic)	S	mg/L	30	45	<11	1
Potassium	S	mmol/L	3.5	5.0	<2.8 or >6.2	1
		mg/L	137	196		
Rubidium	S,P	µg/L	100	300		6
Selenium	S,P	µg/L	40	160		2,6
Silver	S,P	µg/L		1		6
Sodium	S	mmol/L	135	145	<120 or >160	1
		g/L	3.11	3.34		
Strontium	S,P	µg/L		57		4,5
Sulfur (total)	S,P	mg/L		780		4
Tellurium	S,P	µg/L		30		4,5
Titanium	S,P	µg/L		33		4,5
Tin	S,P	µg/L		1		4,5
Vanadium	S,P	µg/L	0.02	1.0		6
Zinc	S,P	mg/L	0.5	1.2		6,2,4
Zirconium	S,P	µg/L		400		4,5

Organic

Acetoacetate ion	P	mg/L		<10		1
Acetone	S,P	mg/L	3	20		1
Alanine	S,P	mg/L	30	37		4
Arginine	S,P	mg/L	12	19		4
Asparagine	S,P	mg/L	5.4	6.5		4
Cholesterol, total	P	mg/L	1000	2000**	>2400	1,4
HDL Cholesterol	P	mg/L	400	600		1
LDL Cholesterol	P	mg/L	0	1000	>1900	1
Citrulline	S,P	mg/L	2.1	9.7		4
Creatine	S,P	mg/L	2.8	6.2		4
Creatinine	S	mg/L	5	15	>50	1
Fructose	WB	mg/L	5	50		4
Glucosamine	S,P	mg/L	760	1110		4
Glucose (fasting)	S	mg/L	600	1000	<450 or >1300	1
Glutamic acid	S,P	mg/L	4.3	11.5		4
Glutamine	S,P	mg/L	61	102		4
Glycine	S,P	mg/L	13.4	17.3		4
Histidine	S,P	mg/L	7.9	14.8		4
Homocysteine	P	mg/L	0.54	1.62		1
Isoleucine	S,P	mg/L	6.9	12.8		4
Lactate (venous)	P	mg/L	50	150		1
Leucine	S,P	mg/L	14	23		4
Lysine	S,P	mg/L	25	30		4
Methionine	S,P	mg/L	3.3	4.3		4
Ornithine	S,P	mg/L	6.2	8.0		4
Phenylalanine	S,P	mg/L	5.8	14.0		1
Proline	S,P	mg/L	20	33		4
Serine	S,P	mg/L	10.1	12.5		4

Component		Unit	Normal Range		Critical Values	Ref.
			Low	High		
Taurine	S,P	mg/L	4.1	8.2		4
Threonine	S,P	mg/L	12	17		4
Triglyceride	S	mg/L	250	1750		1
Tyrosine	S,P	mg/L	8.1	14.5		4
Urea	S	mmol/L	3.5	7.0	<0.7 or >28	1
Urea nitrogen (BUN)	S	mg/L (of N)	100	200	<20 or >800	1
Uric acid (males)	S	mg/L	25	80		1
Uric acid (females)	S	mg/L	13	60		1
Valine	S,P	mg/L	24	37		4

* Measured as the percent of hemoglobin bound to CO. Typical value for heavy smokers is 5%–10%. Major symptoms begin around 30%, and respiratory failure sets in at >60%.

** This is the desirable upper limit. Values between 2000 and 2400 mg/L are considered borderline high.

CHEMICAL COMPOSITION OF THE HUMAN BODY

The elemental composition of the “standard man” of mass 70 kg is given below.

References

1. Padikal, T. N., and Fivozinsky, S. P., *Medical Physics Data Book, National Bureau of Standards Handbook 138*, U. S. Government Printing Office, Washington, DC, 1981.
2. Snyder, W. S., et al., *Reference Man: Anatomical, Physiological, and Metabolic Characteristics*, Pergamon, New York, 1975.

Element	Amount (g)	Percent of total body mass
Oxygen	43,000	61
Carbon	16,000	23
Hydrogen	7000	10
Nitrogen	1800	2.6
Calcium	1000	1.4
Phosphorus	780	1.1
Sulfur	140	0.20
Potassium	140	0.20
Sodium	100	0.14
Chlorine	95	0.12
Magnesium	19	0.027
Silicon	18	0.026
Iron	4.2	0.006
Fluorine	2.6	0.0037
Zinc	2.3	0.0033
Rubidium	0.32	0.00046
Strontium	0.32	0.00046
Bromine	0.20	0.00029
Lead	0.12	0.00017
Copper	0.072	0.00010
Aluminum	0.061	0.00009
Cadmium	0.050	0.00007
Boron	<0.048	0.00007
Barium	0.022	0.00003
Tin	<0.017	0.00002
Manganese	0.012	0.00002
Iodine	0.013	0.00002
Nickel	0.010	0.00001
Gold	<0.010	0.00001
Molybdenum	<0.0093	0.00001
Chromium	<0.0018	0.000003
Cesium	0.0015	0.000002
Cobalt	0.0015	0.000002
Uranium	0.00009	0.0000001
Beryllium	0.000036	
Radium	$3.1 \cdot 10^{-11}$	

NUTRIENT VALUES OF FOODS

The U. S. Department of Agriculture maintains the USDA National Nutrient Database for Standard Reference, which contains over 7000 food items with data on the energy content, minerals, vitamins, and other properties of nutritional interest. The table here includes about 600 common foods extracted from that database. The properties listed are the energy content (in effect, the enthalpy of combustion); the content of carbohydrates, proteins, and lipids (fats); the cholesterol content; and the amount of sodium, potassium, calcium, magnesium, iron, copper, zinc, manganese, phosphorus, and selenium. All values are given for a 100 gram sample of the food.

To conform with common practice in nutritional science, the energy content is given in kilocalories. For conversion to kilojoules, this number should be multiplied by 4.184. For conversion to the avoirdupois units frequently used in the United States, note that:

1 oz = 28.35 g (thus the 100 g basis in this table is approximately 3.5 oz)

1 lb = 453.6 g

The full USDA database covers specific proprietary brands of many processed foods, and it includes vitamin content as well as the minerals given in this table.

Reference

U.S. Department of Agriculture, Agricultural Research Service. 2005. USDA National Nutrient Database for Standard Reference, Release 18. Nutrient Data Laboratory Home Page, <http://www.ars.usda.gov/ba/bhnrc/ndl>

Food description	Energy kcal/ 100 g	Carb. g/ 100 g	Protein g/ 100 g	Fat g/ 100 g	Chol. mg/ 100 g	Na mg/ 100 g	K mg/ 100 g	Ca mg/ 100g	Mg mg/ 100 g	Fe mg/ 100 g	Cu mg/ 100 g	Zn mg/ 100 g	Mn mg/ 100 g	P mg/ 100 g	Se µg/ 100 g
Alcoholic beverage, beer, light	29	1.6	0.2	0.0	0	4	21	4	5	0.03	0.006	0.01	0.006	12	0.4
Alcoholic beverage, beer, regular	43	3.6	0.5	0.0	0	4	27	4	6	0.02	0.005	0.01	0.008	14	0.6
Alcoholic beverage, dessert wine, sweet	160	13.7	0.2	0.0	0	9	92	8	9	0.24	0.045	0.07	0.119	9	0.5
Alcoholic beverage, distilled (gin, rum, vodka, whiskey), 80 proof	231	0.0	0.0	0.0	0	1	2	0	0	0.04	0.021	0.04	0.018	4	0.0
Alcoholic beverage, distilled (gin, rum, vodka, whiskey), 90 proof	263	0.0	0.0	0.0	0	1	2	0	0	0.04	0.021	0.04	0.018	4	0.0
Alcoholic beverage, distilled, all, 100 proof	295	0.0	0.0	0.0	0	1	2	0	0	0.04	0.021	0.04	0.018	4	0.0
Alcoholic beverage, liqueur, coffee, 63 proof	308	32.2	0.1	0.3	0	8	30	1	3	0.06	0.040	0.03	0.017	6	0.3
Alcoholic beverage, table wine, red	85	2.6	0.1	0.0	0	4	127	8	12	0.46	0.011	0.14	0.132	23	0.2
Alcoholic beverage, table wine, white	83	2.6	0.1	0.0	0	5	71	9	10	0.27	0.004	0.12	0.117	18	0.1
Almonds, dry roasted, w/o salt	597	19.3	22.1	52.8	0	1	746	266	286	4.51	1.170	3.54	2.620	489	2.8
Almonds, oil roasted, w/o salt	607	17.7	21.2	55.2	0	1	699	291	274	3.68	0.955	3.07	2.460	466	2.8
Apple juice, canned or bottled, unsweetened, w/o vitamin C	47	11.7	0.1	0.1	0	3	119	7	3	0.37	0.022	0.03	0.113	7	0.1
Apples, raw, w/o skin	48	12.8	0.3	0.1	0	0	90	5	4	0.07	0.031	0.05	0.038	11	0.0
Apples, raw, with skin	52	13.8	0.3	0.2	0	1	107	6	5	0.12	0.027	0.04	0.035	11	0.0
Apricots, dried, sulfured, stewed, w. sugar	113	29.3	1.2	0.2	0	3	443	15	15	1.52	0.138	0.24	0.088	38	
Apricots, dried, sulfured, stewed, w/o sugar	85	22.2	1.2	0.2	0	4	411	19	11	0.94	0.121	0.14	0.083	25	0.8
Artichokes, (globe or French), boiled, w/o salt	50	11.2	3.5	0.2	0	95	354	45	60	1.29	0.233	0.49	0.259	86	0.2
Arugula, raw	25	3.7	2.6	0.7	0	27	369	160	47	1.46	0.076	0.47	0.321	52	0.3
Asparagus, boiled	22	4.1	2.4	0.2	0	14	224	23	14	0.91	0.165	0.60	0.154	54	6.1
Asparagus, raw	20	3.9	2.2	0.1	0	2	202	24	14	2.14	0.189	0.54	0.158	52	2.3
Avocados, raw, all commercial varieties	160	8.5	2.0	14.7	0	7	485	12	29	0.55	0.190	0.64	0.142	52	0.4
Bagel, plain, toasted, enriched w. calcium propionate	257	50.5	10.0	1.6	0	448	75	89	22	6.05	0.130	1.90	0.515	87	22.8
Bagels, cinnamon-raisin, toasted	294	59.3	10.6	1.8	0	346	163	20	23	4.09	0.160	0.81	0.328	83	33.3
Baked beans, canned, no salt	105	20.6	4.8	0.4	0	1	296	50	32	0.29	0.206	1.40		104	4.5
Bamboo shoots, boiled, w/o salt	12	1.9	1.5	0.2	0	4	533	12	3	0.24	0.082	0.47	0.113	20	0.4
Bananas, raw	89	22.8	1.1	0.3	0	1	358	5	27	0.26	0.078	0.15	0.270	22	1.0
Bass, freshwater, mixed species, cooked, dry heat	146	0.0	24.2	4.7	87	90	456	103	38	1.91	0.119	0.83	1.140	256	16.2
Bass, striped, cooked, dry heat	124	0.0	22.7	3.0	103	88	328	19	51	1.08	0.040	0.51	0.019	254	46.8
Beans, French, mature seeds, boiled, w/o salt	129	24.0	7.1	0.8	0	6	370	63	56	1.08	0.115	0.64	0.382	102	1.2
Beans, kidney, all types, mature seeds, boiled, w/o salt	127	22.8	8.7	0.5	0	1	405	35	42	2.22	0.216	1.00	0.430	138	1.1
Beans, lima, immature seeds, canned	71	13.3	4.1	0.3	0	252	285	28	34	1.61	0.162	0.64	0.700	71	1.1
Beans, navy, mature seeds, canned	113	20.5	7.5	0.4	0	448	288	47	47	1.85	0.208	0.77	0.375	134	5.8
Beans, pinto, mature seeds, boiled, w/o salt	143	26.2	9.0	0.7	0	1	436	46	50	2.09	0.219	0.98	0.453	147	6.2

Food description	Energy kcal/ 100 g	Carb. g/ 100 g	Protein g/ 100 g	Fat g/ 100 g	Chol. mg/ 100 g	Na mg/ 100 g	K mg/ 100 g	Ca mg/ 100g	Mg mg/ 100 g	Fe mg/ 100 g	Cu mg/ 100 g	Zn mg/ 100 g	Mn mg/ 100 g	P mg/ 100 g	Se µg/ 100 g
Beans, snap, green, boiled, w/o salt	35	7.9	1.9	0.3	0	1	146	44	18	0.65	0.057	0.25	0.285	29	0.2
Beef, bottom sirloin, tri-tip roast, lean & fat, 0" fat, choice, roasted	218	0.0	25.7	12.4	94	50	308	17	20	1.70	0.083	4.52	0.009	189	27.3
Beef, brisket, flat half, lean & fat, 1/8" fat, select, braised	280	0.0	29.0	17.4	71	49	237	17	19	2.40	0.090	6.92	0.010	180	28.1
Beef, chuck, arm pot roast, lean, 1/8" fat, choice, braised	224	0.0	34.7	8.4	81	56	275	15	23	3.04	0.129	8.20	0.012	213	34.7
Beef, ground, 75% lean meat / 25% fat, patty, broiled	278	0.0	25.6	18.7	89	78	289	30	20	2.37	0.075	6.19	0.010	189	21.4
Beef, ground, 95% lean meat / 5% fat, patty, broiled	171	0.0	26.3	6.6	76	65	348	7	22	2.83	0.096	6.43	0.014	206	21.7
Beef, loin, porterhouse steak, lean & fat, 1/4" fat, all grades, broiled	329	0.0	22.5	25.8	72	62	255	8	20	2.68	0.118	4.13	0.014	177	19.3
Beef, loin, T-bone steak, lean & fat, 1/4" fat, all grades, broiled	306	0.0	23.5	22.8	65	67	282	7	22	3.09	0.122	4.30	0.014	185	11.6
Beef, rib, eye, small end (ribs 10-12), lean, 0" fat, choice, broiled	205	0.0	28.9	9.0	91	60	363	16	25	1.98	0.092	5.49	0.011	227	33.6
Beef, rib, large end (ribs 6-9), lean & fat, 1/4" fat, choice, roasted	383	0.0	22.3	32.0	85	63	283	10	19	2.27	0.086	5.58	0.013	168	21.9
Beef, round, bottom round roast, lean, 0" fat, select, roasted	169	0.0	28.3	5.3	72	38	238	6	19	2.35	0.079	4.92	0.010	183	35.7
Beef, round, bottom round, lean & fat, 1/8" fat, all grades, roasted	218	0.0	26.4	11.6	75	35	214	6	17	2.16	0.063	4.43	0.009	164	27.0
Beef, round, eye of round, lean & fat, 1/8" fat, all grades, roasted	208	0.0	28.3	9.7	62	37	227	7	18	2.29	0.067	4.70	0.010	174	28.7
Beef, tenderloin, lean & fat, 1/8" fat, all grades, broiled	267	0.0	26.5	17.1	90	54	329	19	22	1.69	0.079	4.76	0.009	205	28.6
Beef, top sirloin, lean & fat, 1/8" fat, select, broiled	230	0.0	27.1	12.7	67	57	345	22	23	1.66	0.074	4.93	0.009	217	29.3
Beets, boiled	44	10.0	1.7	0.2	0	77	305	16	23	0.79	0.074	0.35	0.326	38	0.7
Blackberries, raw	43	9.6	1.4	0.5	0	1	162	29	20	0.62	0.165	0.53	0.646	22	0.4
Blueberries, raw	57	14.5	0.7	0.3	0	1	77	6	6	0.28	0.057	0.16	0.336	12	0.1
Bluefish, cooked, dry heat	159	0.0	25.7	5.4	76	77	477	9	42	0.62	0.068	1.04	0.027	291	46.8
Bologna, beef	314	4.0	10.3	28.2	56	1080	172	31	14	1.10	0.068	9.10	0.044	172	0.0
Bologna, pork	247	0.7	15.3	19.9	59	1184	281	11	14	0.77	0.080	2.03	0.036	139	12.7
Bratwurst, beef & pork, smoked	297	2.0	12.2	26.3	78	848	283	7	15	1.00	0.080	2.47	0.041	130	14.1
Bratwurst, pork, cooked	333	2.9	13.7	29.2	74	846	259	28	21	0.53	0.079	2.49	0.012	225	26.9
Brazil nuts, dried, unblanched	656	12.3	14.3	66.4	0	3	659	160	376	2.43	1.743	4.06	1.223	725	1917.0
Bread, cracked-wheat	260	49.5	8.7	3.9	0	538	177	43	52	2.81	0.222	1.24	1.371	153	25.3
Bread, Italian	271	50.0	8.8	3.5	0	584	110	78	27	2.94	0.191	0.86	0.464	103	27.2
Bread, mixed-grain, toasted (includes whole-grain, 7-grain)	272	50.4	10.9	4.1	0	530	222	99	58	3.77	0.276	1.38	1.615	191	32.1
Bread, oatmeal	269	48.5	8.4	4.4	0	599	142	66	37	2.70	0.209	1.02	0.940	126	24.6
Bread, pita, white, enriched	275	55.7	9.1	1.2	0	536	120	86	26	2.62	0.168	0.84	0.481	97	27.1
Bread, pumpernickel	250	47.5	8.7	3.1	0	671	208	68	54	2.87	0.287	1.48	1.305	178	24.5
Bread, rye	259	48.3	8.5	3.3	0	660	166	73	40	2.83	0.186	1.14	0.824	125	30.9
Bread, white, commercially prepared	266	50.6	7.6	3.3	0	681	100	151	23	3.74	0.253	0.74	0.478	99	17.3
Bread, whole-wheat, commercially prepared	246	46.1	9.7	4.2	0	527	252	72	86	3.30	0.284	1.94	2.324	229	36.6
Broccoli, boiled, w/o salt	35	7.2	2.4	0.4	0	41	293	40	21	0.67	0.061	0.45	0.194	67	1.6
Broccoli, raw	34	6.6	2.8	0.4	0	33	316	47	21	0.73	0.049	0.41	0.210	66	2.5
Brussels sprouts, boiled, w/o salt	36	7.1	2.6	0.5	0	21	317	36	20	1.20	0.083	0.33	0.227	56	1.5
Butter, w. salt	717	0.1	0.9	81.1	215	576	24	24	2	0.02	0.000	0.09	0.000	24	1.0
Butter, w/o salt	717	0.1	0.9	81.1	215	11	24	24	2	0.02	0.016	0.09	0.004	24	1.0
Cabbage, boiled, w/o salt	22	4.5	1.0	0.4	0	8	97	31	8	0.17	0.012	0.09	0.117	15	0.6
Cabbage, raw	24	5.6	1.4	0.1	0	18	246	47	15	0.59	0.023	0.18	0.159	23	0.9
Cake, angel food, commercially prepared	258	57.8	5.9	0.8	0	749	93	140	12	0.52	0.078	0.07	0.085	32	7.3
Cake, carrot, dry mix, pudding-type	415	79.2	5.1	9.8	0	567	169	172	8	1.80	0.050	0.20	0.528	247	14.9
Cake, fruitcake, commercially prepared	324	61.6	2.9	9.1	5	270	153	33	16	2.07	0.050	0.27	0.220	52	2.0
Cake, pound, commercially prepared, butter	388	48.8	5.5	19.9	221	398	119	35	11	1.38	0.035	0.46	0.090	137	8.8
Cake, white, dry mix	426	78.0	4.5	10.9	0	664	117	192	11	1.39	0.081	0.46	0.205	337	8.6
Cake, yellow, dry mix, enriched	432	78.1	4.4	11.6	2	657	82	135	10	1.50	0.072	0.27	0.191	310	3.0
Candies, fudge, chocolate, prepared-from-recipe	411	76.5	2.4	10.4	14	47	131	45	36	1.77	0.333	1.10	0.423	69	2.5

Food description	Energy kcal/ 100 g	Carb. g/ 100 g	Protein g/ 100 g	Fat g/ 100 g	Chol. mg/ 100 g	Na mg/ 100 g	K mg/ 100 g	Ca mg/ 100g	Mg mg/ 100 g	Fe mg/ 100 g	Cu mg/ 100 g	Zn mg/ 100 g	Mn mg/ 100 g	P mg/ 100 g	Se µg/ 100 g
Candies, gumdrops, starch jelly pieces	396	98.9	0.0	0.0	0	44	5	3	1	0.40	0.012	0.00	0.010	1	0.8
Candies, hard	394	98.0	0.0	0.2	0	38	5	3	3	0.30	0.029	0.01	0.010	3	0.6
Candies, marshmallows	318	81.3	1.8	0.2	0	80	5	3	2	0.23	0.097	0.04	0.008	8	1.7
Candies, milk chocolate	535	59.4	7.7	29.7	23	79	372	189	63	2.35	0.491	2.01	0.471	208	4.5
Candies, milk chocolate w. almond bites	550	51.0	9.8	35.7	19	74	471	220	59	1.50	0.200	1.34	0.010	227	3.4
Candies, peanut brittle, prepared-from-recipe	486	71.2	7.6	19.0	12	445	168	27	42	1.22	0.254	0.87	0.593	106	2.6
Candies, semisweet chocolate	479	63.1	4.2	30.0	0	11	365	32	115	3.13	0.700	1.62	0.800	132	4.2
Candies, sweet chocolate	505	59.6	3.9	34.2	0	16	290	24	113	2.76	0.574	1.50	0.494	147	2.8
Candies, white chocolate	539	59.2	5.9	32.1	14	90	286	199	12	0.24	0.060	0.74	0.008	176	4.5
Capers, canned	23	4.9	2.4	0.9	0	2964	40	40	33	1.67	0.374	0.32	0.078	10	1.2
Carbonated beverage, cola, contains caffeine	37	9.6	0.1	0.0	0	4	2	2	0	0.11	0.001	0.02	0.002	10	0.1
Carbonated beverage, ginger ale	34	8.8	0.0	0.0	0	7	1	3	1	0.18	0.018	0.05	0.013	0	0.1
Carbonated beverage, orange	48	12.3	0.0	0.0	0	12	2	5	1	0.06	0.015	0.10	0.013	1	0.0
Carbonated beverage, root beer	41	10.6	0.0	0.0	0	13	1	5	1	0.05	0.007	0.07	0.013	0	0.1
Carbonated beverage, tonic water	34	8.8	0.0	0.0	0	12	0	1	0	0.01	0.006	0.10	0.001	0	0.0
Carrots, boiled, w/o salt	35	8.2	0.8	0.2	0	58	235	30	10	0.34	0.017	0.20	0.155	30	0.7
Carrots, raw	41	9.6	0.9	0.2	0	69	320	33	12	0.30	0.045	0.24	0.143	35	0.1
Cashew nuts, dry roasted, w. salt	574	32.7	15.3	46.4	0	640	565	45	260	6.00	2.220	5.60	0.826	490	11.7
Cashew nuts, oil roasted, w. salt	581	30.2	16.8	47.8	0	308	632	43	273	6.05	2.043	5.35	1.668	531	20.3
Cashew nuts, raw	553	30.2	18.2	43.9	0	12	660	37	292	6.68	2.195	5.78	1.655	593	19.9
Catfish, channel, farmed, cooked, dry heat	152	0.0	18.7	8.0	64	80	321	9	26	0.82	0.122	1.05	0.020	245	14.5
Catsup	97	25.1	1.7	0.4	0	1114	382	18	19	0.51	0.181	0.26	0.128	33	0.3
Cauliflower, boiled, w/o salt	23	4.1	1.8	0.5	0	15	142	16	9	0.33	0.027	0.18	0.138	32	0.5
Cauliflower, raw	25	5.3	2.0	0.1	0	30	303	22	15	0.44	0.042	0.28	0.156	44	0.6
Celery, raw	14	3.0	0.7	0.2	0	80	260	40	11	0.20	0.035	0.13	0.103	24	0.4
Cereals, corn grits, white, enriched, cooked w. water, w/o salt	59	12.9	1.4	0.2	0	2	21	3	5	0.60	0.018	0.07	0.018	11	3.1
Chard, Swiss, boiled, w/o salt	20	4.1	1.9	0.1	0	179	549	58	86	2.26	0.163	0.33	0.334	33	0.9
Chard, Swiss, raw	19	3.7	1.8	0.2	0	213	379	51	81	1.80	0.179	0.36	0.366	46	0.9
Cheese, American cheddar, imitation	239	11.6	16.7	14.0	36	1345	242	562	29	0.33	0.033	2.59		712	15.2
Cheese, blue	353	2.3	21.4	28.7	75	1395	256	528	23	0.31	0.040	2.66	0.009	387	14.5
Cheese, brie	334	0.5	20.8	27.7	100	629	152	184	20	0.50	0.019	2.38	0.034	188	14.5
Cheese, camembert	300	0.5	19.8	24.3	72	842	187	388	20	0.33	0.021	2.38	0.038	347	14.5
Cheese, cheddar	403	1.3	24.9	33.1	105	621	98	721	28	0.68	0.031	3.11	0.010	512	13.9
Cheese, cheshire	387	4.8	23.4	30.6	103	700	95	643	21	0.21	0.042	2.79	0.012	464	14.5
Cheese, colby	394	2.6	23.8	32.1	95	604	127	685	26	0.76	0.042	3.07	0.012	457	14.5
Cheese, cottage, creamed, large or small curd	103	2.7	12.5	4.5	15	405	84	60	5	0.14	0.028	0.37	0.003	132	9.0
Cheese, cottage, low fat, 1% milkfat	72	2.7	12.4	1.0	4	406	86	61	5	0.14	0.028	0.38	0.003	134	9.0
Cheese, cream	349	2.7	7.6	34.9	110	296	119	80	6	1.20	0.016	0.54	0.004	104	2.4
Cheese, cream, low fat	231	7.0	10.6	17.6	56	296	167	112	8	1.68	0.022	0.76		146	4.0
Cheese, edam	357	1.4	25.0	27.8	89	965	188	731	30	0.44	0.036	3.75	0.011	536	14.5
Cheese, feta	264	4.1	14.2	21.3	89	1116	62	493	19	0.65	0.032	2.88	0.028	337	15.0
Cheese, gouda	356	2.2	24.9	27.4	114	819	121	700	29	0.24	0.036	3.90	0.011	546	14.5
Cheese, gruyere	413	0.4	29.8	32.3	110	336	81	1011	36	0.17	0.032	3.90	0.017	605	14.5
Cheese, mozzarella, whole milk	300	2.2	22.2	22.4	79	627	76	505	20	0.44	0.011	2.92	0.030	354	17.0
Cheese, muenster	368	1.1	23.4	30.0	96	628	134	717	27	0.41	0.031	2.81	0.008	468	14.5
Cheese, parmesan, grated	431	4.1	38.5	28.6	88	1529	125	1109	38	0.90	0.238	3.87	0.085	729	17.7
Cheese, pimento	375	1.7	22.1	31.2	94	1428	162	614	22	0.42	0.033	2.98	0.016	744	14.5
Cheese, provolone	351	2.1	25.6	26.6	69	876	138	756	28	0.52	0.026	3.23	0.010	496	14.5
Cheese, Swiss	380	5.4	26.9	27.8	92	192	77	791	38	0.20	0.043	4.36	0.005	567	18.2
Cheese, tilsit	340	1.9	24.4	26.0	102	753	65	700	13	0.23	0.026	3.50	0.013	500	14.5
Cheesecake, commercially prepared	321	25.5	5.5	22.5	55	207	90	51	11	0.63	0.020	0.51	0.140	93	5.2
Cherries, sour, red, raw	50	12.2	1.0	0.3	0	3	173	16	9	0.32	0.104	0.10	0.112	15	0.0
Cherries, sweet, raw	63	16.0	1.1	0.2	0	0	222	13	11	0.36	0.060	0.07	0.070	21	0.0

Food description	Energy kcal/ 100 g	Carb. g/ 100 g	Protein g/ 100 g	Fat g/ 100 g	Chol. mg/ 100 g	Na mg/ 100 g	K mg/ 100 g	Ca mg/ 100g	Mg mg/ 100 g	Fe mg/ 100 g	Cu mg/ 100 g	Zn mg/ 100 g	Mn mg/ 100 g	P mg/ 100 g	Se µg/ 100 g
Chestnuts, European, boiled & steamed	131	27.8	2.0	1.4	0	27	715	46	54	1.73	0.472	0.25	0.854	99	
Chestnuts, European, roasted	245	53.0	3.2	2.2	0	2	592	29	33	0.91	0.507	0.57	1.180	107	1.2
Chicken, broilers or fryers, breast, meat & skin, fried	222	1.6	31.8	8.9	89	76	259	16	30	1.19	0.057	1.10	0.026	233	23.9
Chicken, broilers or fryers, breast, meat & skin, roasted	197	0.0	29.8	7.8	84	71	245	14	27	1.07	0.050	1.02	0.018	214	24.7
Chicken, broilers or fryers, breast, meat only, fried	187	0.5	33.4	4.7	91	79	276	16	31	1.14	0.054	1.08	0.021	246	26.2
Chicken, broilers or fryers, breast, meat only, roasted	165	0.0	31.0	3.6	85	74	256	15	29	1.04	0.049	1.00	0.017	228	27.6
Chicken, broilers or fryers, dark meat, meat only, roasted	205	0.0	27.4	9.7	93	93	240	15	23	1.33	0.080	2.80	0.021	179	18.0
Chicken, broilers or fryers, drumstick, meat & skin, fried	245	1.6	27.0	13.7	90	89	229	12	23	1.34	0.080	2.89	0.028	176	18.4
Chicken, broilers or fryers, thigh, meat & skin, roasted	247	0.0	25.1	15.5	93	84	222	12	22	1.34	0.078	2.36	0.021	174	19.5
Chicken, broilers or fryers, thigh, meat only, roasted	209	0.0	25.9	10.9	95	88	238	12	24	1.31	0.081	2.57	0.021	183	29.0
Chicken, broilers or fryers, wing, meat & skin, fried	321	2.4	26.1	22.2	81	77	177	15	19	1.25	0.061	1.76	0.028	150	21.3
Chicken, Cornish game hens, meat & skin, roasted	260	0.0	22.3	18.2	131	64	245	13	18	0.91	0.061	1.49	0.015	146	15.5
Chicken, Cornish game hens, meat only, roasted	134	0.0	23.3	3.9	106	63	250	13	19	0.77	0.059	1.53	0.015	149	20.8
Chickpeas, mature seeds, boiled, w/o salt	164	27.4	8.9	2.6	0	7	291	49	48	2.89	0.352	1.53	1.030	168	3.7
Chicory greens, raw	23	4.7	1.7	0.3	0	45	420	100	30	0.90	0.295	0.42	0.429	47	0.3
Chocolate syrup	279	65.1	2.1	1.1	0	72	224	14	65	2.11	0.512	0.73	0.382	129	2.7
Clam, mixed species, breaded & fried	202	10.3	14.2	11.2	61	364	326	63	14	13.91	0.356	1.46	0.540	188	28.9
Clam, mixed species, raw	74	2.6	12.8	1.0	34	56	314	46	9	13.98	0.344	1.37	0.500	169	24.3
Cocoa, dry powder, unsweetened	229	54.3	19.6	13.7	0	21	1524	128	499	13.86	3.788	6.81	3.837	734	14.3
Coconut meat, raw	354	15.2	3.3	33.5	0	20	356	14	32	2.43	0.435	1.10	1.500	113	10.1
Cod, Atlantic, cooked, dry heat	105	0.0	22.8	0.9	55	78	244	14	42	0.49	0.036	0.58	0.020	138	37.6
Cod, Atlantic, dried & salted	290	0.0	62.8	2.4	152	7027	1458	160	133	2.50	0.176	1.59	0.050	950	147.8
Coffee, brewed from grounds, prep w. tap h2o	1	0.0	0.1	0.0	0	2	49	2	3	0.01	0.002	0.02	0.023	3	0.0
Coffee, brewed, espresso, rest-prep	2	0.0	0.1	0.2	0	14	115	2	80	0.13	0.050	0.05	0.050	7	0.0
Coleslaw, home-prepared	69	12.4	1.3	2.6	8	23	181	45	10	0.59	0.023	0.20	0.097	32	0.7
Collards, boiled, w/o salt	26	4.9	2.1	0.4	0	16	116	140	20	1.16	0.038	0.23	0.436	30	0.5
Cookies, brownies, commercially prepared	405	63.9	4.8	16.3	17	312	149	29	31	2.25	0.224	0.72	0.128	101	6.3
Cookies, chocolate chip, commercially prepared, higher fat, unenriched	481	66.8	5.4	22.6	0	315	135	25	31	1.00	0.212	0.64	0.449	108	
Cookies, chocolate sandwich, w/creme filling	466	71.6	5.3	19.1	0	483	187	21	48	3.93	0.431	0.98	0.629	92	8.1
Cookies, fig bars	348	70.9	3.7	7.3	0	350	207	64	27	2.90	0.147	0.39	0.343	62	3.3
Cookies, gingersnaps	416	76.9	5.6	9.8	0	654	346	77	49	6.40	0.305	0.55	1.555	83	5.1
Cookies, graham crackers, plain or honey	423	76.8	6.9	10.1	0	605	135	24	30	3.73	0.202	0.81	0.804	104	10.2
Cookies, oatmeal, commercially prepared	450	68.7	6.2	18.1	0	383	142	37	33	2.58	0.134	0.79	0.839	138	9.8
Cookies, peanut butter sandwich, regular	478	65.6	8.8	21.1	0	368	192	53	49	2.60	0.237	1.06	0.912	188	7.7
Cookies, shortbread, commercially prepared, plain	502	64.5	6.1	24.1	20	455	100	35	17	2.74	0.144	0.53	0.428	108	7.3
Cookies, vanilla wafers, higher fat	473	71.1	4.3	19.4	0	306	107	25	12	2.21	0.124	0.33	0.384	64	11.3
Cookies, vanilla wafers, lower fat	441	73.6	5.0	15.2	51	312	97	48	14	2.38	0.100	0.36	0.262	104	11.3
Corn, sweet, white, boiled, w. salt	108	25.1	3.3	1.3	0	253	249	2	32	0.61	0.053	0.48	0.194	103	0.8
Corn, sweet, yellow, boiled, w. salt	108	25.1	3.3	1.3	0	253	249	2	32	0.61	0.053	0.48	0.194	103	0.2
Couscous, cooked	112	23.2	3.8	0.2	0	5	58	8	8	0.38	0.041	0.26	0.084	22	27.5
Cowpeas (black-eyed), immature seeds, boiled, w. salt	97	20.3	3.2	0.4	0	240	418	128	52	1.12	0.133	1.03	0.572	51	2.5
Crab, Alaska king, cooked, moist heat	97	0.0	19.4	1.5	53	1072	262	59	63	0.76	1.182	7.62	0.040	280	40.0
Crab, Alaska king, raw	84	0.0	18.3	0.6	42	836	204	46	49	0.59	0.922	5.95	0.035	219	36.4
Crab, blue, cooked, moist heat	102	0.0	20.2	1.8	100	279	324	104	33	0.91	0.645	4.22	0.190	206	40.2
Crab, blue, raw	87	0.0	18.1	1.1	78	293	329	89	34	0.74	0.669	3.54	0.150	229	37.4
Crab, Dungeness, cooked, moist heat	110	1.0	22.3	1.2	76	378	408	59	58	0.43	0.734	5.47	0.097	175	47.6
Crackers, cheese, regular	503	58.2	10.1	25.3	13	995	145	151	36	4.77	0.210	1.13	0.629	218	8.6
Crackers, matzo, plain	395	83.7	10.0	1.4	0	2	112	13	25	3.16	0.060	0.68	0.650	89	36.9
Crackers, saltines (includes oyster, soda, soup)	428	70.9	9.2	11.4	0	1072	154	68	22	5.64	0.298	0.83	0.653	101	10.3

Food description	Energy kcal/ 100 g	Carb. g/ 100 g	Protein g/ 100 g	Fat g/ 100 g	Chol. mg/ 100 g	Na mg/ 100 g	K mg/ 100 g	Ca mg/ 100 g	Mg mg/ 100 g	Fe mg/ 100 g	Cu mg/ 100 g	Zn mg/ 100 g	Mn mg/ 100 g	P mg/ 100 g	Se µg/ 100 g
Crackers, wheat, regular	473	64.9	8.6	20.6	0	795	183	49	62	4.40	0.318	1.60	1.781	220	6.3
Cranberries, raw	46	12.2	0.4	0.1	0	2	85	8	6	0.25	0.061	0.10	0.360	13	0.1
Cranberry juice, unsweetened	46	12.2	0.4	0.1	0	2	77	8	6	0.25	0.055	0.10		13	0.1
Crayfish, mixed species, farmed, cooked, moist heat	87	0.0	17.5	1.3	137	97	238	51	33	1.11	0.580	1.48	0.217	241	34.2
Cream, fluid, half and half	130	4.3	3.0	11.5	37	41	130	105	10	0.07	0.010	0.51	0.001	95	1.8
Cream, half & half, fat free	59	9.0	2.6	1.4	5	144	206	96	16	0.00	0.016	0.81	0.002	151	2.9
Cream, sour, cultured	214	4.3	3.2	21.0	44	53	144	116	11	0.06	0.019	0.27	0.003	85	2.2
Cream, whipped, cream topping, pressurized	257	12.5	3.2	22.2	76	130	147	101	11	0.05	0.010	0.37	0.001	89	1.4
Croissants, butter	406	45.8	8.2	21.0	67	744	118	37	16	2.03	0.080	0.75	0.330	105	22.7
Croutons, plain	407	73.5	11.9	6.6	0	698	124	76	31	4.08	0.163	0.89	0.500	115	37.5
Cucumber, peeled, raw	12	2.2	0.6	0.2	0	2	136	14	12	0.22	0.071	0.17	0.073	21	0.1
Cucumber, with peel, raw	15	3.6	0.7	0.1	0	2	147	16	13	0.28	0.041	0.20	0.079	24	0.3
Curry powder	325	58.2	12.7	13.8	0	52	1543	478	254	29.59	0.815	4.05	4.289	349	17.1
Dandelion greens, boiled, w/o salt	33	6.4	2.0	0.6	0	44	232	140	24	1.80	0.115	0.28	0.230	42	0.3
Dandelion greens, raw	45	9.2	2.7	0.7	0	76	397	187	36	3.10	0.171	0.41	0.342	66	0.5
Duck, domesticated, meat & skin, roasted	337	0.0	19.0	28.4	84	59	204	11	16	2.70	0.227	1.86	0.019	156	20.0
Duck, domesticated, meat only, roasted	201	0.0	23.5	11.2	89	65	252	12	20	2.70	0.231	2.60	0.019	203	22.4
Egg, white, raw, fresh	52	0.7	10.9	0.2	0	166	163	7	11	0.08	0.023	0.03	0.011	15	20.0
Egg, whole, fried	201	0.9	13.6	15.3	457	204	147	59	13	1.98	0.111	1.20	0.041	208	34.2
Egg, whole, hard-boiled	155	1.1	12.6	10.6	424	124	126	50	10	1.19	0.013	1.05	0.026	172	30.8
Egg, whole, poached	147	0.8	12.5	9.9	422	294	133	53	12	1.83	0.102	1.10	0.039	190	31.6
Egg, whole, scrambled	166	2.2	11.1	12.2	352	280	138	71	12	1.20	0.014	1.00	0.022	170	22.5
Egg, yolk, raw, fresh	322	3.6	15.9	26.5	1234	48	109	129	5	2.73	0.077	2.30	0.055	390	56.0
Eggplant, boiled, w/o salt	35	8.7	0.8	0.2	0	1	123	6	11	0.25	0.059	0.12	0.113	15	0.1
Eggplant, raw	24	5.7	1.0	0.2	0	2	230	9	14	0.24	0.082	0.16	0.250	25	0.3
Endive, raw	17	3.4	1.3	0.2	0	22	314	52	15	0.83	0.099	0.79	0.420	28	0.2
English muffins, whole-wheat, toasted	221	44.1	9.6	2.3	0	692	228	288	77	2.66	0.225	1.74	1.946	307	43.8
English, muffins, plain, toasted, enriched, w. calcium propionate (includes sourdough)	270	52.7	10.3	2.0	0	477	129	197	28	4.65	0.160	1.40	0.630	107	26.3
Fat, beef tallow	902	0.0	0.0	100.0	109	0	0	0	0	0.00	0.000	0.00		0	0.2
Fat, chicken	900	0.0	0.0	99.8	85	0	0	0	0	0.00	0.000	0.00		0	0.2
Fat, duck	900	0.0	0.0	99.8	100	0	0	0	0	0.00	0.000	0.00		0	0.2
Fat, goose	900	0.0	0.0	99.8	100	0	0	0	0	0.00		0.00		0	0.2
Fat, turkey	900	0.0	0.0	99.8	102	0	0	0	0	0.00	0.000	0.00		0	0.2
Fennel, bulb, raw	31	7.3	1.2	0.2	0	52	414	49	17	0.73	0.066	0.20	0.191	50	0.7
Figs, dried, stewed	107	27.6	1.4	0.4	0	4	294	70	29	0.88	0.124	0.24	0.220	29	0.2
Figs, raw	74	19.2	0.8	0.3	0	1	232	35	17	0.37	0.070	0.15	0.128	14	0.2
Fish oil, cod liver	902	0.0	0.0	100.0	570	0	0	0	0	0.00	0.000	0.00	0.000	0	0.0
Frankfurter beef	330	4.1	11.2	29.6	53	1140	156	14	14	1.51	0.184	2.46	0.082	160	8.2
Frankfurter, chick	257	6.8	12.9	19.5	101	1370	84	95	10	2.00	0.050	1.04	0.015	107	18.4
Frankfurter, pork	269	0.3	12.8	23.7	66	816	264	267	15	3.70	0.074	2.09	0.016	171	27.8
Frankfurter, turkey	226	1.5	14.3	17.7	107	1426	179	106	14	1.84	0.100	3.11	0.016	134	15.4
Game meat, beaver, roasted	212	0.0	34.9	7.0	117	59	403	22	29	10.00	0.189	2.27		292	43.1
Game meat, beefalo, roasted	188	0.0	30.7	6.3	58	82	459	24		3.05		6.40		250	13.1
Game meat, bison, lean, roasted	143	0.0	28.4	2.4	82	57	361	8	26	3.42	0.107	3.68	0.008	209	35.5
Game meat, boar, wild, roasted	160	0.0	28.3	4.4	77	60	396	16	27	1.12	0.056	3.01		134	13.0
Game meat, deer, roasted	158	0.0	30.2	3.2	112	54	335	7	24	4.47	0.300	2.75	0.046	226	12.9
Game meat, elk, roasted	146	0.0	30.2	1.9	73	61	328	5	24	3.63	0.142	3.16	0.013	180	13.0
Game meat, moose, roasted	134	0.0	29.3	1.0	78	69	334	6	24	4.22	0.079	3.68	0.009	176	12.8
Game meat, rabbit, domesticated, roasted	197	0.0	29.1	8.1	82	47	383	19	21	2.27	0.189	2.27	0.032	263	38.5
Game meat, raccoon, roasted	255	0.0	29.2	14.5	97	79	398	14	30	7.10	0.189	2.27		261	18.0
Game meat, squirrel, roasted	173	0.0	30.8	4.7	121	119	352	3	28	6.81	0.148	1.78	0.032	211	15.1
Goose, domesticated, meat & skin, roasted	305	0.0	25.2	21.9	91	70	329	13	22	2.83	0.264	2.62	0.023	270	21.8
Goose, domesticated, meat only, roasted	238	0.0	29.0	12.7	96	76	388	14	25	2.87	0.276	3.17	0.024	309	25.5

Food description	Energy kcal/ 100 g	Carb. g/ 100 g	Protein g/ 100 g	Fat g/ 100 g	Chol. mg/ 100 g	Na mg/ 100 g	K mg/ 100 g	Ca mg/ 100 g	Mg mg/ 100 g	Fe mg/ 100 g	Cu mg/ 100 g	Zn mg/ 100 g	Mn mg/ 100 g	P mg/ 100 g	Se µg/ 100 g
Goose, liver, raw	133	6.3	16.4	4.3	515	140	230	43	24	30.53	7.522	3.07	0.000	261	68.1
Gooseberries, raw	44	10.2	0.9	0.6	0	1	198	25	10	0.31	0.070	0.12	0.144	27	0.6
Grape juice, canned or bottled, unsweetened, w/o vitamin C	61	15.0	0.6	0.1	0	3	132	9	10	0.24	0.028	0.05	0.360	11	0.1
Grapefruit juice, white, canned, unsweetened	38	9.0	0.5	0.1	0	1	153	7	10	0.20	0.038	0.09	0.020	11	0.1
Grapefruit, raw, pink & red, all areas	42	10.7	0.8	0.1	0	0	135	22	9	0.08	0.032	0.07	0.022	18	0.1
Grapefruit, raw, white, all areas	33	8.4	0.7	0.1	0	0	148	12	9	0.06	0.050	0.07	0.013	8	1.4
Grapes, American type (slip skin), raw	67	17.2	0.6	0.4	0	2	191	14	5	0.29	0.040	0.04	0.718	10	0.1
Grouper, mixed species, cooked, dry heat	118	0.0	24.8	1.3	47	53	475	21	37	1.14	0.045	0.51	0.012	143	46.8
Haddock, cooked, dry heat	112	0.0	24.2	0.9	74	87	399	42	50	1.35	0.033	0.48	0.030	241	40.5
Haddock, smoked	116	0.0	25.2	1.0	77	763	415	49	54	1.40	0.042	0.50	0.030	251	42.9
Halibut, Atlantic & Pacific, cooked, dry heat	140	0.0	26.7	2.9	41	69	576	60	107	1.07	0.035	0.53	0.020	285	46.8
Ham, sliced, regular (approx 11% fat)	163	3.8	16.6	8.6	57	1304	287	24	22	1.02	0.089	1.35	0.557	153	20.7
Herring, Atlantic, kippered	217	0.0	24.6	12.4	82	918	447	84	46	1.51	0.135	1.36	0.050	325	52.6
Hominy, canned, white or yellow	72	14.3	1.5	0.9	0	210	9	10	16	0.62	0.030	1.05	0.070	35	3.0
Hummus, commercial	166	14.3	7.9	9.6	0	379	228	38	71	2.44	0.527	1.83	0.773	176	2.6
Ice creams, chocolate	216	28.2	3.8	11.0	34	76	249	109	29	0.93	0.135	0.58	0.140	107	2.5
Ice creams, French vanilla, soft-serve	222	22.2	4.1	13.0	91	61	177	131	12	0.21	0.030	0.52	0.005	116	3.0
Ice creams, strawberry	192	27.6	3.2	8.4	29	60	188	120	14	0.21	0.037	0.34	0.078	100	1.9
Ice creams, vanilla	201	23.6	3.5	11.0	44	80	199	128	14	0.09	0.023	0.69	0.008	105	1.8
Jams and preserves	278	68.9	0.4	0.1	0	32	77	20	4	0.49	0.100	0.06	0.040	19	2.0
Jellies	266	70.0	0.2	0.0	0	30	54	7	6	0.19	0.011	0.03	0.132	6	0.4
Kale, boiled, w/o salt	28	5.6	1.9	0.4	0	23	228	72	18	0.90	0.156	0.24	0.416	28	0.9
Kale, raw	50	10.0	3.3	0.7	0	43	447	135	34	1.70	0.290	0.44	0.774	56	0.9
Kiwi fruit, (Chinese gooseberries), fresh, raw	61	14.7	1.1	0.5	0	3	312	34	17	0.31	0.130	0.14	0.098	34	0.2
Knockwurst, pork or beef	307	3.2	11.1	27.7	60	930	199	11	11	0.66	0.060	1.66	0.021	98	13.5
Kumquats, raw	71	15.9	1.9	0.9	0	10	186	62	20	0.86	0.095	0.17	0.135	19	0.0
Lamb, domestic, composite of retail cuts, lean & fat, 1/4" fat, choice, cooked	294	0.0	24.5	20.9	97	72	310	17	23	1.88	0.119	4.46	0.022	188	26.4
Lamb, domestic, composite of retail cuts, lean & fat, 1/8" fat, choice, cooked	271	0.0	25.5	18.0	96	72	318	16	24	1.93	0.121	4.74	0.024	193	27.2
Lamb, domestic, composite of retail cuts, lean, 1/4" fat, choice, cooked	206	0.0	28.2	9.5	92	76	344	15	26	2.05	0.128	5.27	0.028	210	26.1
Lamb, domestic, leg, shank half, lean & fat, 1/8" fat, choice, roasted	217	0.0	26.7	11.4	90	65	329	9	25	1.99	0.118	4.72	0.026	200	29.7
Lamb, domestic, loin, lean & fat, 1/4" fat, choice, roasted	309	0.0	22.6	23.6	95	64	246	18	23	2.12	0.119	3.41	0.020	180	24.6
Lamb, domestic, rib, lean & fat, 1/8" fat, choice, roasted	341	0.0	21.8	27.5	96	74	277	22	20	1.62	0.117	3.62	0.021	170	22.3
Lamb, ground, broiled	283	0.0	24.8	19.7	97	81	339	22	24	1.79	0.128	4.67	0.024	201	27.7
Lard	902	0.0	0.0	100.0	95	0	0	0	0	0.00	0.000	0.11	0.000	0	0.2
Leeks, (bulb & lower leaf-portion), boiled, w/o salt	31	7.6	0.8	0.2	0	10	87	30	14	1.10	0.062	0.06	0.247	17	0.5
Lemon juice, canned or bottled	21	6.5	0.4	0.3	0	21	102	11	8	0.13	0.037	0.06	0.020	9	0.1
Lemons, raw, with peel	20	10.7	1.2	0.3	0	3	145	61	12	0.70	0.260	0.10		15	
Lemons, raw, without peel	29	9.3	1.1	0.3	0	2	138	26	8	0.60	0.037	0.06	0.030	16	0.4
Lentils, mature seeds, boiled, w. salt	116	20.1	9.0	0.4	0	238	369	19	36	3.33	0.251	1.27	0.494	180	2.8
Lentils, sprouted, stir-fried, w. salt	101	21.3	8.8	0.5	0	246	284	14	35	3.10	0.337	1.60	0.502	153	0.6
Lettuce, iceberg (includes crisp head types), raw	14	3.0	0.9	0.1	0	10	141	18	7	0.41	0.025	0.15	0.125	20	0.1
Lettuce, romaine, raw	17	3.3	1.2	0.3	0	8	247	33	14	0.97	0.048	0.23	0.155	30	0.4
Lima beans, large, mature seeds, boiled, w/o salt	115	20.9	7.8	0.4	0	2	508	17	43	2.39	0.235	0.95	0.516	111	4.5
Lima beans, thin seeded (baby), mature seeds, boiled, w/o salt	126	23.3	8.0	0.4	0	3	401	29	53	2.40	0.215	1.03	0.585	127	4.9
Limes, raw	30	10.5	0.7	0.2	0	2	102	33	6	0.60	0.065	0.11	0.008	18	0.4
Liverwurst spread	305	5.9	12.4	25.5	118	700	170	22	12	8.85	0.240	2.30	0.155	230	58.0
Lobster, northern, cooked, moist heat	98	1.3	20.5	0.6	72	380	352	61	35	0.39	1.940	2.92	0.061	185	42.7
Macadamia nuts, dry roasted, w/o salt	718	13.4	7.8	76.1	0	4	363	70	118	2.65	0.570	1.29	3.036	198	3.6
Macaroni, cooked, enriched	158	30.9	5.8	0.9	0	1	45	7	18	1.33	0.103	0.50	0.317	58	26.4
Mackerel, Atlantic, cooked, dry heat	262	0.0	23.9	17.8	75	83	401	15	97	1.57	0.094	0.94	0.020	278	51.6

Food description	Energy kcal/ 100 g	Carb. g/ 100 g	Protein g/ 100 g	Fat g/ 100 g	Chol. mg/ 100 g	Na mg/ 100 g	K mg/ 100 g	Ca mg/ 100 g	Mg mg/ 100 g	Fe mg/ 100 g	Cu mg/ 100 g	Zn mg/ 100 g	Mn mg/ 100 g	P mg/ 100 g	Se µg/ 100 g
Mackerel, king, cooked, dry heat	134	0.0	26.0	2.6	68	203	558	40	41	2.28	0.033	0.72	0.006	318	46.8
Mackerel, Pacific & jack, mixed species, cooked, dry heat	201	0.0	25.7	10.1	60	110	521	29	36	1.49	0.119	0.86	0.019	160	46.8
Mackerel, salted	305	0.0	18.5	25.1	95	4450	520	66	60	1.40	0.100	1.10		254	73.4
Mackerel, Spanish, cooked, dry heat	158	0.0	23.6	6.3	73	66	554	13	38	0.74	0.065	0.62	0.012	271	40.6
Mangos, raw	65	17.0	0.5	0.3	0	2	156	10	9	0.13	0.110	0.04	0.027	11	0.6
Margarine, regular, hard, corn (hydrogenated)	719	0.9	0.9	80.5	0	943	42	30	3	0.00				23	0.0
Margarine, regular, hard, soybean (hydrogenated) & palm (hydrogenated)	719	0.9	0.9	80.5	0	943	42	30	3	0.00		0.00		23	0.0
Margarine, regular, stick, unsalted, 80% fat	719	0.9	0.9	80.5	0	2	25	17	2	0.00	0.000	0.00		13	0.0
Margarine, regular, tub, unsalted, 80% fat	716	0.5	0.8	80.4	0	28	38	26	2	0.00	0.000	0.00		20	0.0
Marmalade, orange	246	66.3	0.3	0.0	0	56	37	38	2	0.15	0.090	0.04	0.020	4	0.6
Mayonnaise dressing, no cholesterol	688	0.3	0.0	77.8	0	486	14	7	1	0.23	0.000	0.13		25	1.6
Mayonnaise, low sodium, diet	231	16.0	0.3	19.2	24	110	10	0	0	0.00	0.000	0.11	0.000	0	1.6
Melons, honeydew, raw	36	9.1	0.5	0.1	0	18	228	6	10	0.17	0.024	0.09	0.027	11	0.7
Milk, buttermilk, fluid, cultured, reduced fat	56	5.3	4.1	2.0	8	86	180	143	13	0.06	0.008	0.24		82	2.3
Milk, goat, fluid	69	4.5	3.6	4.1	11	50	204	134	14	0.05	0.046	0.30	0.018	111	1.4
Milk, low fat, fluid, 1% milkfat, w. vitamin A	42	5.0	3.4	1.0	5	44	150	119	11	0.03	0.010	0.42	0.003	95	3.3
Milk, low sodium, fluid	61	4.5	3.1	3.5	14	3	253	101	5	0.05	0.010	0.38	0.004	86	2.0
Milk, reduced fat, fluid, 2% milkfat, w. added vitamin A	50	4.7	3.3	2.0	8	41	150	117	11	0.03	0.012	0.43	0.003	94	2.5
Muffins, blueberry, commercially prepared	277	48.0	5.5	6.5	30	447	123	57	16	1.61	0.074	0.49	0.440	197	11.2
Muffins, corn, commercially prepared	305	50.9	5.9	8.4	26	521	69	74	32	2.81	0.299	0.54	0.355	284	15.2
Muffins, oat bran	270	48.3	7.0	7.4	0	393	507	63	157	4.20	0.330	1.84	2.630	376	11.0
Mullet, striped, cooked, dry heat	150	0.0	24.8	4.9	63	71	458	31	33	1.41	0.141	0.88	0.022	244	46.8
Mushrooms, boiled, w/o salt	28	5.3	2.2	0.5	0	2	356	6	12	1.74	0.504	0.87	0.115	87	11.9
Mushrooms, oyster, raw	35	6.4	3.3	0.4	0	18	420	3	18	1.33	0.244	0.77	0.113	120	2.6
Mushrooms, portabella, grilled	35	5.1	4.1	0.8	0	10	521	4	15	0.56	0.499	0.73	0.075	150	17.7
Mushrooms, raw	22	3.3	3.1	0.3	0	5	318	3	9	0.50	0.318	0.52	0.047	86	9.3
Mushrooms, shiitake, cooked, w/o salt	56	14.4	1.6	0.2	0	4	117	3	14	0.44	0.896	1.33	0.204	29	24.8
Mussels, blue, cooked, moist heat	172	7.4	23.8	4.5	56	369	268	33	37	6.72	0.149	2.67	6.800	285	89.6
Mussels, blue, raw	86	3.7	11.9	2.2	28	286	320	26	34	3.95	0.094	1.60	3.400	197	44.8
Mustard greens, boiled, w/o salt	15	2.1	2.3	0.2	0	16	202	74	15	0.70	0.084	0.11	0.274	41	0.6
Nectarines, raw	44	10.6	1.1	0.3	0	0	201	6	9	0.28	0.086	0.17	0.054	26	0.0
Noodles, egg, cooked, enriched, w. salt	138	25.2	4.5	2.1	29	165	38	12	21	1.47	0.098	0.65	0.315	76	23.9
Noodles, Japanese, soba, cooked	99	21.4	5.1	0.1	0	60	35	4	9	0.48	0.008	0.12	0.374	25	
Nutmeg, ground	525	49.3	5.8	36.3	0	16	350	184	183	3.04	1.027	2.15	2.900	213	1.6
Ocean perch, Atlantic, cooked, dry heat	121	0.0	23.9	2.1	54	96	350	137	39	1.18	0.033	0.61	0.020	277	55.5
Oil, avocado	884	0.0	0.0	100.0		0	0	0	0	0.00	0.000	0.00	0.000	0	0.0
Oil, canola	884	0.0	0.0	100.0	0	0	0	0	0	0.00	0.000	0.00	0.000	0	0.0
Oil, canola and soybean	884	0.0	0.0	100.0	0	0	0	0	0	0.00	0.000	0.00		0	0.0
Oil, coconut	862	0.0	0.0	100.0	0	0	0	0	0	0.04	0.000	0.00	0.000	0	0.0
Oil, corn and canola	884	0.0	0.0	100.0	0	0	0	0	0	0.00	0.000	0.00		0	0.0
Oil, mustard	884	0.0	0.0	100.0		0	0	0	0	0.00	0.000	0.00	0.000	0	0.0
Oil, olive, salad or cooking	884	0.0	0.0	100.0	0	2	1	1	0	0.56	0.000	0.00	0.000	0	0.0
Oil, palm	884	0.0	0.0	100.0	0	0	0	0	0	0.01	0.000	0.00		0	0.0
Oil, palm kernel	862	0.0	0.0	100.0	0	0	0	0	0	0.00	0.000	0.00	0.000	0	0.0
Oil, peanut, salad or cooking	884	0.0	0.0	100.0	0	0	0	0	0	0.03	0.000	0.01		0	0.0
Oil, safflower, salad or cooking, linoleic >70%	884	0.0	0.0	100.0	0	0	0	0	0	0.00	0.000	0.00		0	0.0
Oil, safflower, salad or cooking, oleic >70%	884	0.0	0.0	100.0	0	0	0	0	0	0.00	0.000	0.00	0.000	0	0.0
Oil, sesame, salad or cooking	884	0.0	0.0	100.0	0	0	0	0	0	0.00	0.000	0.00		0	0.0
Oil, soybean lecithin	763	0.0	0.0	100.0	0	0	0	0	0	0.00	0.000	0.00	0.000	0	0.0
Oil, soybean, salad or cooking	884	0.0	0.0	100.0	0	0	0	0	0	0.02	0.000	0.00		0	0.0
Oil, sunflower, linoleic, approx. 65%	884	0.0	0.0	100.0	0	0	0	0	0	0.00	0.000	0.00		0	0.0
Okra, boiled, w/o salt	22	4.6	1.9	0.2	0	6	135	77	36	0.28	0.085	0.43	0.294	32	0.4

Food description	Energy kcal/ 100 g	Carb. g/ 100 g	Protein g/ 100 g	Fat g/ 100 g	Chol. mg/ 100 g	Na mg/ 100 g	K mg/ 100 g	Ca mg/ 100 g	Mg mg/ 100 g	Fe mg/ 100 g	Cu mg/ 100 g	Zn mg/ 100 g	Mn mg/ 100 g	P mg/ 100 g	Se µg/ 100 g
Olives, pickled, canned or bottled, green	145	3.8	1.0	15.3	0	1556	42	52	11	0.49	0.120	0.04		4	0.9
Olives, ripe, canned (small-extra large)	115	6.3	0.8	10.7	0	872	8	88	4	3.30	0.251	0.22	0.020	3	0.9
Onions, boiled, w/o salt	44	10.2	1.4	0.2	0	3	166	22	11	0.24	0.067	0.21	0.153	35	0.6
Onions, raw	42	10.1	0.9	0.1	0	3	144	22	10	0.19	0.038	0.16	0.132	27	0.5
Orange juice, includes from concentrate	44	10.1	0.8	0.3	0	1	190	10	11	0.17	0.040	0.04	0.023	11	0.1
Oranges, raw, all commercial varieties	47	11.8	0.9	0.1	0	0	181	40	10	0.10	0.045	0.07	0.025	14	0.5
Oranges, raw, California, Valencias	49	11.9	1.0	0.3	0	0	179	40	10	0.09	0.037	0.06	0.023	17	
Oranges, raw, Florida	46	11.5	0.7	0.2	0	0	169	43	10	0.09	0.039	0.08	0.024	12	0.5
Oranges, raw, navels	49	12.5	0.9	0.2	0	1	166	43	11	0.13	0.039	0.08	0.029	23	0.0
Ostrich, ground, cooked, pan-broiled	175	0.0	26.2	7.1	83	80	323	8	23	3.43	0.136	4.33	0.017	224	33.5
Ostrich, inside leg, cooked	141	0.0	29.0	1.9	73	83	352	6	25	3.12	0.148	4.71	0.018	244	36.5
Ostrich, top loin, cooked	155	0.0	28.1	3.9	93	77	353	6	25	3.31	0.148	4.72	0.018	245	36.6
Oyster, eastern, breaded & fried	197	11.6	8.8	12.6	81	417	244	62	58	6.95	4.294	87.13	0.490	159	66.5
Oyster, eastern, farmed, raw	59	5.5	5.2	1.6	25	178	124	44	33	5.78	0.738	37.92	0.394	93	63.7
Oyster, eastern, wild, raw	68	3.9	7.1	2.5	53	211	156	45	47	6.66	4.452	90.81	0.367	135	63.7
Oyster, Pacific, cooked, moist heat	163	9.9	18.9	4.6	100	212	302	16	44	9.20	2.679	33.24	1.222	243	154.0
Oyster, Pacific, raw	81	5.0	9.5	2.3	50	106	168	8	22	5.11	1.576	16.62	0.643	162	77.0
Palm hearts, raw	115	25.6	2.7	0.2	0	14	1806	18	10	1.69	0.644	3.73		140	0.7
Papayas, raw	39	9.8	0.6	0.1	0	3	257	24	10	0.10	0.016	0.07	0.011	5	0.6
Parsley, raw	36	6.3	3.0	0.8	0	56	554	138	50	6.20	0.149	1.07	0.160	58	0.1
Pastrami beef 98% fat-free	95	1.5	19.6	1.2	47	1010	228	9	18	2.78	0.079	4.26	0.013	150	10.4
Pate de foie gras, canned, smoked	462	4.7	11.4	43.8	150	697	138	70	13	5.50	0.400	0.92	0.120	200	44.0
Pate, liver, not specified, canned	319	1.5	14.2	28.0	255	697	138	70	13	5.50	0.400	2.85	0.120	200	41.6
Peaches, raw	39	9.5	0.9	0.3	0	0	190	6	9	0.25	0.068	0.17	0.061	20	0.1
Peanut butter, chunk style, w/o salt	589	21.6	24.1	49.9	0	17	745	45	160	1.90	0.578	2.79	1.800	319	8.2
Peanut butter, smooth style, w/o salt	588	19.6	25.1	50.4	0	17	649	43	154	1.87	0.473	2.91	1.466	358	5.6
Peanuts, all types, dry-roasted, w. salt	585	21.5	23.7	49.7	0	813	658	54	176	2.26	0.671	3.31	2.083	358	7.5
Peanuts, all types, oil-roasted, w. salt	599	15.3	28.0	52.5	0	320	726	61	176	1.52	0.533	3.28	1.845	397	3.3
Pears, raw	58	15.5	0.4	0.1	0	1	119	9	7	0.17	0.082	0.10	0.049	11	0.1
Peas, edible-podded, boiled, w. salt	42	7.1	3.3	0.2	0	240	240	42	26	1.97	0.077	0.37	0.168	55	0.7
Peas, edible-podded, raw	42	7.6	2.8	0.2	0	4	200	43	24	2.08	0.079	0.27	0.244	53	0.7
Peas, green, boiled, w/o salt	84	15.6	5.4	0.2	0	3	271	27	39	1.54	0.173	1.19	0.525	117	1.9
Pecans, dry roasted, w. salt	710	13.6	9.5	74.3	0	383	424	72	132	2.80	1.167	5.07	3.933	293	4.0
Pecans, oil roasted, w. salt	715	13.0	9.2	75.2	0	393	392	67	121	2.47	1.200	4.47	3.700	263	6.0
Peppers, hot chili, green, raw	40	9.5	2.0	0.2	0	7	340	18	25	1.20	0.174	0.30	0.237	46	0.5
Peppers, hot chili, red, raw	40	8.8	1.9	0.4	0	9	322	14	23	1.03	0.129	0.26	0.187	43	0.5
Peppers, jalapeno, raw	30	5.9	1.4	0.6	0	1	215	10	19	0.70	0.133	0.23	0.250	31	0.3
Peppers, sweet, green, boiled, w/o salt	28	6.7	0.9	0.2	0	2	166	9	10	0.46	0.065	0.12	0.115	18	0.3
Peppers, sweet, green, raw	20	4.6	0.9	0.2	0	3	175	10	10	0.34	0.066	0.13	0.122	20	0.0
Peppers, sweet, red, boiled, w/o salt	28	6.7	0.9	0.2	0	2	166	9	10	0.46	0.065	0.12	0.115	18	0.3
Peppers, sweet, red, raw	26	6.0	1.0	0.3	0	2	211	7	12	0.43	0.017	0.25	0.112	26	0.1
Peppers, sweet, yellow, raw	27	6.3	1.0	0.2	0	2	212	11	12	0.46	0.107	0.17	0.117	24	0.3
Persimmons, native, raw	127	33.5	0.8	0.4	0	1	310	27		2.50				26	
Pheasant, cooked, total edible	247	0.0	32.4	12.1	89	43	271	16	22	1.43	0.084	1.37		242	20.7
Pickle, cucumber, sour	11	2.3	0.3	0.2	0	1208	23	0	4	0.40	0.085	0.02	0.011	14	0.0
Pickle, cucumber, sweet	117	31.8	0.4	0.3	0	939	32	4	4	0.59	0.105	0.08	0.015	12	0.0
Pickles, cucumber, dill	18	4.1	0.6	0.2	0	1282	116	9	11	0.53	0.079	0.14	0.015	21	0.0
Pie, apple, commercially prepared, enriched flour	237	34.0	1.9	11.0	0	266	65	11	7	0.45	0.046	0.16	0.182	24	1.0
Pie, blueberry, commercially prepared	232	34.9	1.8	10.0	0	325	50	8	5	0.30	0.046	0.16	0.176	23	1.4
Pie, cherry, commercially prepared	260	39.8	2.0	11.0	0	246	81	12	8	0.48	0.040	0.18	0.140	29	1.2
Pie, chocolate creme, commercially prepared	304	33.6	2.6	19.4	5	136	127	36	21	1.07	0.050	0.23	0.200	68	7.5
Pie, coconut creme, commercially prepared	298	37.2	2.1	16.6	0	255	65	29	20	0.80	0.068	0.47	0.438	85	5.3
Pie, egg custard, commercially prepared	210	20.8	5.5	11.6	33	240	106	80	11	0.58	0.024	0.52	0.060	112	7.1
Pie, lemon meringue, commercially prepared	268	47.2	1.5	8.7	45	146	89	56	15	0.61	0.001	0.49	0.060	105	3.0

Food description	Energy kcal/ 100 g	Carb. g/ 100 g	Protein g/ 100 g	Fat g/ 100 g	Chol. mg/ 100 g	Na mg/ 100 g	K mg/ 100 g	Ca mg/ 100g	Mg mg/ 100 g	Fe mg/ 100 g	Cu mg/ 100 g	Zn mg/ 100 g	Mn mg/ 100 g	P mg/ 100 g	Se µg/ 100 g
Pie, mince, prepared from recipe	289	48.0	2.6	10.8	0	254	203	22	14	1.49	0.113	0.22	0.263	42	6.6
Pie, peach	223	32.9	1.9	10.0	0	270	125	8	6	0.50	0.053	0.09	0.152	22	1.3
Pie, pecan, commercially prepared	400	57.2	4.0	18.5	32	424	74	17	18	1.04	0.195	0.57	0.789	77	5.0
Pie, pumpkin, commercially prepared	210	27.3	3.9	9.5	20	282	154	60	15	0.79	0.048	0.45	0.240	71	2.6
Pike, northern, cooked, dry heat	113	0.0	24.7	0.9	50	49	331	73	40	0.71	0.065	0.86	0.310	282	16.2
Pike, walleye, raw	93	0.0	19.1	1.2	86	51	389	110	30	1.30	0.178	0.62	0.800	210	12.6
Pimento, canned	23	5.1	1.1	0.3	0	14	158	6	6	1.68	0.049	0.19	0.092	17	0.2
Pine nuts, pinyon, dried	629	19.3	11.6	61.0	0	72	628	8	234	3.06	1.035	4.28	4.333	35	
Pineapple juice, canned, unsweetened, w/o vitamin C	53	12.9	0.4	0.1	0	2	130	13	12	0.31	0.069	0.11	0.504	8	0.1
Pineapple, raw, all variety	48	12.6	0.5	0.1	0	1	115	13	12	0.28	0.099	0.10	1.177	8	0.1
Pineapple, raw, traditional variety	45	11.8	0.6	0.1		1	125	13	12	0.25	0.081	0.08	1.593	9	0.0
Pistachio nuts, dry roasted, w/o salt	571	27.7	21.4	46.0	0	10	1042	110	120	4.20	1.325	2.30	1.275	485	9.3
Plantains, cooked	116	31.2	0.8	0.2	0	5	465	2	32	0.58	0.066	0.13		28	1.4
Plums, dried (prunes), uncooked	240	63.9	2.2	0.4	0	2	732	43	41	0.93	0.281	0.44	0.299	69	0.3
Plums, raw	46	11.4	0.7	0.3	0	0	157	6	7	0.17	0.057	0.10	0.052	16	0.0
Pollock, Atlantic, cooked, dry heat	118	0.0	24.9	1.3	91	110	456	77	86	0.59	0.064	0.60	0.019	283	46.8
Pollock, walleye, cooked, dry heat	113	0.0	23.5	1.1	96	116	387	6	73	0.28	0.055	0.60	0.020	482	43.4
Pomegranates, raw	68	17.2	1.0	0.3	0	3	259	3	3	0.30	0.070	0.12		8	0.6
Pompano, Florida, cooked, dry heat	211	0.0	23.7	12.1	64	76	636	43	31	0.67	0.078	0.69	0.025	341	46.8
Popcorn, air-popped	387	77.8	12.9	4.5	0	8	329	7	144	3.19	0.262	3.08	1.113	358	0.0
Pork sausage, fresh, cooked	339	0.0	19.4	28.4	84	749	294	13	17	1.36	0.086	2.08	0.005	163	0.0
Pork, cured, bacon, broiled, pan-fried or roasted	541	1.4	37.0	41.8	110	2310	565	11	33	1.44	0.164	3.50	0.022	533	62.0
Pork, cured, breakfast strips, cooked	459	1.1	29.0	36.7	105	2099	466	14	26	1.97	0.153	3.68	0.044	265	24.7
Pork, cured, Canadian-style bacon, grilled	185	1.4	24.2	8.4	58	1546	390	10	21	0.82	0.054	1.70	0.027	296	24.7
Pork, cured, ham, boneless, extra lean (approx 5% fat), roasted	145	1.5	20.9	5.5	53	1203	287	8	14	1.48	0.079	2.88	0.054	196	19.5
Pork, cured, ham, boneless, regular (approx 11% fat), roasted	178	0.0	22.6	9.0	59	1500	409	8	22	1.34	0.145	2.47	0.041	281	19.8
Pork, cured, ham, whole, lean & fat, roasted	243	0.0	21.6	16.8	62	1187	286	7	19	0.87	0.083	2.32	0.014	214	22.7
Pork, cured, salt pork, raw	748	0.0	5.1	80.5	86	1424	66	6	7	0.44	0.050	0.90	0.005	52	5.8
Pork, fresh, composite of retail cuts (leg, loin, & shoulder), lean, cooked	212	0.0	29.3	9.7	86	59	375	21	26	1.10	0.061	2.97	0.018	237	45.0
Pork, fresh, leg (ham), rump half, lean & fat, roasted	252	0.0	28.9	14.3	96	62	374	12	27	1.05	0.103	2.82	0.023	272	46.8
Pork, fresh, leg (ham), shank half, lean & fat, roasted	289	0.0	25.3	20.1	92	59	338	15	22	0.98	0.098	3.06	0.028	257	43.3
Pork, fresh, loin, blade (chops), bone-in, lean & fat, broiled	320	0.0	22.5	24.9	86	70	344	29	22	0.93	0.083	3.37	0.008	212	37.1
Pork, fresh, loin, center loin (chops), bone-in, lean & fat, broiled	240	0.0	28.7	13.1	82	58	358	33	25	0.80	0.046	2.26	0.003	232	44.3
Pork, fresh, loin, center rib (chops), bone-in, lean, broiled	219	0.0	30.8	9.7	81	65	420	31	28	0.82	0.070	2.38	0.020	245	47.3
Pork, fresh, loin, center rib (chops), boneless, lean & fat, broiled	260	0.0	27.6	15.8	82	62	401	28	26	0.77	0.068	2.26	0.018	237	44.0
Pork, fresh, loin, center rib (roasts), boneless, lean & fat, roasted	252	0.0	27.0	15.2	81	48	346	6	22	0.93	0.016	2.64	0.010	214	40.3
Pork, fresh, loin, country-style ribs, lean & fat, braised	296	0.0	23.9	21.5	87	59	328	29	17	1.22	0.093	3.56	0.012	167	39.7
Pork, fresh, loin, sirloin (chops), bone-in, lean & fat, broiled	259	0.0	26.7	16.1	86	68	383	17	29	0.99	0.058	2.57	0.010	246	47.7
Pork, fresh, loin, sirloin (chops), boneless, lean & fat, broiled	208	0.0	30.5	8.6	91	56	372	18	27	1.21	0.053	2.62	0.003	243	50.5
Pork, fresh, loin, tenderloin, lean & fat, broiled	201	0.0	29.9	8.1	94	64	444	5	35	1.39	0.067	2.89	0.012	290	47.7
Pork, fresh, spareribs, lean & fat, braised	397	0.0	29.1	30.3	121	93	320	47	24	1.85	0.142	4.60	0.014	261	37.4
Potato chips, plain, salted	547	49.7	6.6	37.5	0	525	1642	24	70	1.61	0.398	2.39	0.664	155	8.1
Potatoes, baked, flesh & skin, w. salt	93	21.2	2.5	0.1	0	244	535	15	28	1.08	0.118	0.36	0.219	70	0.4
Potatoes, boiled in skin, flesh, w. salt	87	20.1	1.9	0.1	0	240	379	5	22	0.31	0.188	0.30	0.138	44	0.3
Potatoes, boiled w/o skin, flesh, w. salt	86	20.0	1.7	0.1	0	241	328	8	20	0.31	0.167	0.27	0.140	40	0.3
Potatoes, French fried, all types, frozen, oven-heated	172	28.7	2.7	5.2	0	32	451	12	26	0.74	0.135	0.38	0.210	97	0.2

Food description	Energy kcal/ 100 g	Carb. g/ 100 g	Protein g/ 100 g	Fat g/ 100 g	Chol. mg/ 100 g	Na mg/ 100 g	K mg/ 100 g	Ca mg/ 100 g	Mg mg/ 100 g	Fe mg/ 100 g	Cu mg/ 100 g	Zn mg/ 100 g	Mn mg/ 100 g	P mg/ 100 g	Se µg/ 100 g
Potatoes, hashed brown, home-prepared	265	35.1	3.0	12.5	0	342	576	14	35	0.55	0.293	0.47	0.247	70	0.5
Potatoes, mashed, home-prepared, whole milk & margarine added	113	16.9	2.0	4.2	1	333	328	22	19	0.26	0.153	0.30	0.112	49	0.8
Potatoes, red, flesh & skin, baked	89	19.6	2.3	0.2	0	8	545	9	28	0.70	0.174	0.40	0.173	72	0.5
Potatoes, white, flesh & skin, baked	94	21.1	2.1	0.2	0	7	544	10	27	0.64	0.127	0.35	0.189	75	0.5
Pretzels, hard, plain, salted	380	79.8	10.3	2.6	0	1357	146	18	29	5.20	0.264	1.43	1.789	113	6.0
Prunes, dehydrated (low-moisture), stewed	113	29.7	1.2	0.2	0	2	353	24	21	1.17	0.204	0.25	0.104	37	
Pumpkin, boiled, w/o salt	20	4.9	0.7	0.1	0	1	230	15	9	0.57	0.091	0.23	0.089	30	0.2
Pumpkin, raw	26	6.5	1.0	0.1	0	1	340	21	12	0.80	0.127	0.32	0.125	44	0.3
Quail, cooked, total edible	234	0.0	25.1	14.1	86	52	216	15	22	4.43	0.592	3.10		279	21.8
Quinces, raw	57	15.3	0.4	0.1	0	4	197	11	8	0.70	0.130	0.04		17	0.6
Radicchio, raw	23	4.5	1.4	0.3	0	22	302	19	13	0.57	0.341	0.62	0.138	40	0.9
Radishes, raw	16	3.4	0.7	0.1	0	39	233	25	10	0.34	0.050	0.28	0.069	20	0.6
Raisins, golden seedless	302	79.5	3.4	0.5	0	12	746	53	35	1.79	0.363	0.32	0.308	115	0.7
Raisins, seeded	296	78.5	2.5	0.5	0	28	825	28	30	2.59	0.302	0.18	0.267	75	0.6
Raisins, seedless	299	79.2	3.1	0.5	0	11	749	50	32	1.88	0.318	0.22	0.299	101	0.6
Raspberries, raw	52	11.9	1.2	0.7	0	1	151	25	22	0.69	0.090	0.42	0.670	29	0.2
Rhubarb, frozen, cooked, w/sugar	116	31.2	0.4	0.1	0	1	96	145	12	0.21	0.027	0.08	0.073	8	0.9
Rhubarb, raw	21	4.5	0.9	0.2	0	4	288	86	12	0.22	0.021	0.10	0.196	14	1.1
Rice, brown, long-grain, cooked	111	23.0	2.6	0.9	0	5	43	10	43	0.42	0.100	0.63	0.905	83	9.8
Rice, brown, medium-grain, cooked	112	23.5	2.3	0.8	0	1	79	10	44	0.53	0.081	0.62	1.097	77	
Rice, white, glutinous, cooked	97	21.1	2.0	0.2	0	5	10	2	5	0.14	0.049	0.41	0.262	8	5.6
Rice, white, long-grain, regular, cooked	130	28.2	2.7	0.3	0	1	35	10	12	1.20	0.069	0.49	0.472	43	7.5
Rice, white, medium-grain, cooked	130	28.6	2.4	0.2	0	0	29	3	13	1.49	0.038	0.42	0.377	37	7.5
Rice, white, short-grain, cooked	130	28.7	2.4	0.2	0	0	26	1	8	1.46	0.072	0.40	0.357	33	7.5
Rockfish, Pacific, mixed species, cooked, dry heat	121	0.0	24.0	2.0	44	77	520	12	34	0.53	0.037	0.53	0.020	228	46.8
Rolls, hamburger or hotdog, plain	279	49.5	9.5	4.3	0	479	94	138	21	3.32	0.220	0.66	0.272	62	19.5
Rutabagas, boiled, w/o salt	39	8.7	1.3	0.2	0	20	326	48	23	0.53	0.041	0.35	0.174	56	0.7
Sablefish, cooked, dry heat	250	0.0	17.2	19.6	63	72	459	45	71	1.64	0.028	0.41	0.019	215	46.8
Sablefish, smoked	257	0.0	17.7	20.1	64	737	471	50	74	1.69	0.036	0.43	0.020	222	50.2
Salami, cooked, turkey	152	0.4	15.3	9.4	76	1004	216	40	22	1.25	0.190	2.32	0.020	266	26.4
Salami, dry or hard, pork	407	1.6	22.6	33.7	79	2260	378	13	22	1.30	0.160	4.20	0.070	229	25.4
Salami, dry or hard, pork, beef	385	3.8	23.2	30.1	100	2010	378	8	17	1.51	0.080	3.23		142	26.1
Salami, Italian, pork	425	1.2	21.7	37.0	80	1890	340	10	22	1.52	0.160	4.20	0.070	229	25.4
Salmon, Atlantic, farmed, cooked, dry heat	206	0.0	22.1	12.4	63	61	384	15	30	0.34	0.049	0.43	0.016	252	41.4
Salmon, Atlantic, farmed, raw	183	0.0	19.9	10.9	59	59	362	12	28	0.36	0.049	0.40	0.015	233	36.5
Salmon, Atlantic, wild, cooked, dry heat	182	0.0	25.4	8.1	71	56	628	15	37	1.03	0.321	0.82	0.021	256	46.8
Salmon, Atlantic, wild, raw	142	0.0	19.8	6.3	55	44	490	12	29	0.80	0.250	0.64	0.016	200	36.5
Salmon, Chinook, cooked, dry heat	231	0.0	25.7	13.4	85	60	505	28	122	0.91	0.053	0.56	0.019	371	46.8
Salmon, Chinook, raw	179	0.0	19.9	10.4	50	47	394	26	95	0.25	0.041	0.44	0.015	289	36.5
Salmon, Chinook, smoked	117	0.0	18.3	4.3	23	784	175	11	18	0.85	0.230	0.31	0.017	164	32.4
Salmon, Chinook, smoked (lox)	117	0.0	18.3	4.3	23	2000	175	11	18	0.85	0.230	0.31	0.017	164	38.1
Salmon, chum, cooked, dry heat	154	0.0	25.8	4.8	95	64	550	14	28	0.71	0.071	0.60	0.019	363	46.8
Salmon, coho, farmed, cooked, dry heat	178	0.0	24.3	8.2	63	52	460	12	34	0.39	0.089	0.47	0.021	332	14.1
Salmon, coho, farmed, raw	160	0.0	21.3	7.7	51	47	450	12	31	0.34	0.048	0.43	0.012	292	12.6
Salmon, coho, wild, cooked, dry heat	139	0.0	23.5	4.3	55	58	434	45	33	0.61	0.071	0.56	0.019	322	38.0
Salmon, coho, wild, raw	146	0.0	21.6	5.9	45	46	423	36	31	0.56	0.051	0.41	0.014	262	36.5
Salmon, pink, cooked, dry heat	149	0.0	25.6	4.4	67	86	414	17	33	0.99	0.099	0.71	0.019	295	57.2
Salmon, pink, raw	116	0.0	19.9	3.5	52	67	323	13	26	0.77	0.077	0.55	0.015	230	44.6
Salmon, sockeye, cooked, dry heat	216	0.0	27.3	11.0	87	66	375	7	31	0.55	0.067	0.51	0.020	276	37.8
Salmon, sockeye, raw	168	0.0	21.3	8.6	62	47	391	6	24	0.47	0.052	0.54	0.014	215	33.7
Sausage, chicken, beef, pork, skinless, smoked	216	8.1	13.6	14.3	120	1034	246	100	14	4.80	0.063	2.68	0.015	132	20.2
Sausage, Italian, pork, cooked	344	4.3	19.1	27.3	57	1207	304	21	18	1.43	0.080	2.39		170	22.0
Sausage, Italian, sweet, links	149	2.1	16.1	8.4	30	570	194	25	12	1.19	0.040	1.52	0.007	103	10.8

Food description	Energy kcal/ 100 g	Carb. g/ 100 g	Protein g/ 100 g	Fat g/ 100 g	Chol. mg/ 100 g	Na mg/ 100 g	K mg/ 100 g	Ca mg/ 100g	Mg mg/ 100 g	Fe mg/ 100 g	Cu mg/ 100 g	Zn mg/ 100 g	Mn mg/ 100 g	P mg/ 100 g	Se µg/ 100 g
Sausage, Polish, beef w. chicken, hot	259	3.6	17.6	19.4	66	1540	237	12	14	0.88	0.090	1.93	0.049	136	17.7
Sausage, smoked link sausage, pork & beef	320	2.4	12.0	28.7	58	911	179	12	13	0.75	0.077	1.26	0.048	121	0.0
Sausage, turkey, breakfast links, mild	235	1.6	15.4	18.1	60	585	197	32	25	1.07	0.111	2.13	0.066	185	22.2
Scallops, (bay & sea), steamed	112	0.0	23.2	1.4	53	265	476	115	55	3.00	0.300	3.00		338	27.9
Scrapple, pork	213	14.1	8.1	13.9	49	659	158	7	13	1.89	0.212	1.06		76	17.4
Sea bass, mixed species, cooked, dry heat	124	0.0	23.6	2.6	53	87	328	13	53	0.37	0.024	0.52	0.020	248	46.8
Shad, American, cooked, dry heat	252	0.0	21.7	17.7	96	65	492	60	38	1.24	0.082	0.47	0.054	349	46.8
Shark, mixed species, batter-dipped & fried	228	6.4	18.6	13.8	59	122	155	50	43	1.11	0.042	0.48	0.050	194	34.0
Shortening, frying (heavy duty), beef tallow & cottonseed	900	0.0	0.0	100.0	100	0	0	0	0	0.00		0.00		0	0.0
Shortening, household, soybean (hydrogenated) & palm	884	0.0	0.0	100.0	0	0	0	0	0	0.00	0.000	0.00	0.000	0	0.0
Shrimp, mixed species, cooked, moist heat	99	0.0	20.9	1.1	195	224	182	39	34	3.09	0.193	1.56	0.034	137	39.6
Shrimp, mixed species, imitation, made from surimi	101	9.1	12.4	1.5	36	705	89	19	43	0.60	0.032	0.33	0.011	282	22.9
Shrimp, mixed species, raw	106	0.9	20.3	1.7	152	148	185	52	37	2.41	0.264	1.11	0.050	205	38.0
Smelt, rainbow, cooked, dry heat	124	0.0	22.6	3.1	90	77	372	77	38	1.15	0.178	2.12	0.900	295	46.8
Snails, raw	90	2.0	16.1	1.4	50	70	382	10	250	3.50	0.400	1.00		272	27.4
Snapper, mixed species, cooked, dry heat	128	0.0	26.3	1.7	47	57	522	40	37	0.24	0.046	0.44	0.017	201	49.0
Sour cream, light	136	7.1	3.5	10.6	35	71	212	141	10	0.07	0.016	0.50		71	3.1
Sour cream, reduced fat	181	7.0	7.0	14.1	35	70	211	141	11	0.06	0.010	0.27		85	4.1
Soybeans, green, boiled, w/o salt	141	11.1	12.4	6.4	0	14	539	145	60	2.50	0.117	0.91	0.502	158	1.4
Soybeans, green, raw	147	11.1	13.0	6.8	0	15	620	197	65	3.55	0.128	0.99	0.547	194	1.5
Soybeans, mature cooked, boiled, w/o salt	173	9.9	16.6	9.0	0	1	515	102	86	5.14	0.407	1.15	0.824	245	7.3
Spaghetti, cooked, enriched, w. salt	157	30.6	5.8	0.9	0	128	45	7	18	1.33	0.103	0.50	0.317	58	26.4
Spaghetti, whole-wheat, cooked	124	26.5	5.3	0.5	0	3	44	15	30	1.06	0.167	0.81	1.379	89	25.9
Spinach, boiled, w/o salt	23	3.8	3.0	0.3	0	70	466	136	87	3.57	0.174	0.76	0.935	56	1.5
Spinach, raw	23	3.6	2.9	0.4	0	79	558	99	79	2.71	0.130	0.53	0.897	49	1.0
Squash, summer, all varieties, boiled, w/o salt	20	4.3	0.9	0.3	0	1	192	27	24	0.36	0.103	0.39	0.213	39	0.2
Squash, summer, all varieties, raw	16	3.4	1.2	0.2	0	2	262	15	17	0.35	0.051	0.29	0.175	38	0.2
Squash, summer, zucchini, includes skin, boiled, w/o salt	16	3.9	0.6	0.1	0	3	253	13	22	0.35	0.086	0.18	0.178	40	0.2
Squash, summer, zucchini, includes skin, raw	16	3.4	1.2	0.2	0	10	262	15	17	0.35	0.051	0.29	0.175	38	0.2
Squash, winter, acorn, baked, w/o salt	56	14.6	1.1	0.1	0	4	437	44	43	0.93	0.086	0.17	0.242	45	0.7
Squash, winter, butternut, baked, w/o salt	40	10.5	0.9	0.1	0	4	284	41	29	0.60	0.065	0.13	0.172	27	0.5
Squash, winter, Hubbard, baked, w/o salt	50	10.8	2.5	0.6	0	8	358	17	22	0.47	0.045	0.15	0.170	23	0.6
Squash, zucchini, baby, raw	21	3.1	2.7	0.4	0	3	459	21	33	0.79	0.097	0.83	0.196	93	0.3
Strawberries, raw	32	7.7	0.7	0.3	0	1	153	16	13	0.42	0.048	0.14	0.386	24	0.4
Sturgeon, mixed species, cooked, dry heat	135	0.0	20.7	5.2	77	69	364	17	45	0.90	0.053	0.54	0.030	271	16.2
Sturgeon, mixed species, raw	105	0.0	16.1	4.0	60	54	284	13	35	0.70	0.041	0.42	0.025	211	12.6
Sturgeon, mixed species, smoked	173	0.0	31.2	4.4	80	739	379	17	47	0.93	0.050	0.56	0.030	281	20.1
Sugars, brown	377	97.3	0.0	0.0	0	39	346	85	29	1.91	0.298	0.18	0.320	22	1.2
Sugars, granulated	387	100.0	0.0	0.0	0	0	2	1	0	0.01	0.000	0.00	0.000	0	0.6
Sugars, maple	354	90.9	0.1	0.2	0	11	274	90	19	1.61	0.099	6.06	4.422	3	0.8
Sweet potato, baked in skin, w/o salt	90	20.7	2.0	0.2	0	36	475	38	27	0.69	0.161	0.32	0.497	54	0.2
Sweet potato, boiled, w/o skin	76	17.7	1.4	0.1	0	27	230	27	18	0.72	0.094	0.20	0.266	32	0.2
Swordfish, cooked, dry heat	155	0.0	25.4	5.1	50	115	369	6	34	1.04	0.162	1.47	0.020	337	61.7
Swordfish, raw	121	0.0	19.8	4.0	39	90	288	4	27	0.81	0.126	1.15	0.019	263	48.1
Syrups, corn, dark	286	77.6	0.0	0.0	0	155	44	18	8	0.37	0.053	0.04	0.100	11	2.9
Syrups, corn, high-fructose	281	76.0	0.0	0.0	0	2	0	0	0	0.03	0.029	0.02	0.094	0	0.7
Syrups, maple	261	67.1	0.0	0.2	0	9	204	67	14	1.20	0.074	4.16	3.298	2	0.6
Syrups, table blends, cane & 15% maple	278	69.5	0.0	0.0	0	104	53	12	2	0.19	0.017	0.63	0.495	0	0.5
Tangerines, (mandarin oranges), raw	53	13.3	0.8	0.3	0	2	166	37	12	0.15	0.042	0.07	0.039	20	0.1
Tempeh, cooked	196	9.4	18.2	11.4		14	401	96	77	2.13	0.540	1.57	1.285	253	0.0
Tilefish, cooked, dry heat	147	0.0	24.5	4.7	64	59	512	26	33	0.31	0.052	0.53	0.015	236	51.5
Tilefish, raw	96	0.0	17.5	2.3	50	53	433	26	28	0.25	0.041	0.37	0.010	187	36.5

Food description	Energy kcal/ 100 g	Carb. g/ 100 g	Protein g/ 100 g	Fat g/ 100 g	Chol. mg/ 100 g	Na mg/ 100 g	K mg/ 100 g	Ca mg/ 100g	Mg mg/ 100 g	Fe mg/ 100 g	Cu mg/ 100 g	Zn mg/ 100 g	Mn mg/ 100 g	P mg/ 100 g	Se µg/ 100 g
Tofu, fried	271	10.5	17.2	20.2	0	16	146	372	60	4.87	0.398	1.99	1.495	287	28.5
Tomato juice, canned, w. salt	17	4.2	0.8	0.1	0	269	229	10	11	0.43	0.061	0.15	0.070	18	0.3
Tomatoes, green, raw	23	5.1	1.2	0.2	0	13	204	13	10	0.51	0.090	0.07	0.100	28	0.4
Tomatoes, orange, raw	16	3.2	1.2	0.2	0	42	212	5	8	0.47	0.062	0.14	0.088	29	0.4
Tomatoes, red, ripe, cooked	18	4.0	1.0	0.1	0	11	218	11	9	0.68	0.075	0.14	0.105	28	0.5
Tomatoes, red, ripe, raw, year-round average	18	3.9	0.9	0.2	0	5	237	10	11	0.27	0.059	0.17	0.114	24	0.0
Tomatoes, sun-dried	258	55.8	14.1	3.0	0	2095	3427	110	194	9.09	1.423	1.99	1.846	356	5.5
Tomatoes, yellow, raw	15	3.0	1.0	0.3	0	23	258	11	12	0.49	0.101	0.28	0.120	36	0.4
Trout, mixed species, cooked, dry heat	190	0.0	26.6	8.5	74	67	463	55	28	1.92	0.241	0.85	1.091	314	16.2
Trout, rainbow, farmed, cooked, dry heat	169	0.0	24.3	7.2	68	42	441	86	32	0.33	0.061	0.49	0.020	266	15.0
Trout, rainbow, wild, cooked, dry heat	150	0.0	22.9	5.8	69	56	448	86	31	0.38	0.058	0.51	0.021	269	13.2
Tuna, fresh, bluefin, cooked, dry heat	184	0.0	29.9	6.3	49	50	323	10	64	1.31	0.110	0.77	0.020	326	46.8
Tuna, fresh, bluefin, raw	144	0.0	23.3	4.9	38	39	252	8	50	1.02	0.086	0.60	0.015	254	36.5
Tuna, fresh, skipjack, raw	103	0.0	22.0	1.0	47	37	407	29	34	1.25	0.086	0.82	0.015	222	36.5
Tuna, fresh, yellowfin, raw	108	0.0	23.4	1.0	45	37	444	16	50	0.73	0.064	0.52	0.015	191	36.5
Tuna, skipjack, fresh, cooked, dry heat	132	0.0	28.2	1.3	60	47	522	37	44	1.60	0.110	1.05	0.019	285	46.8
Tuna, white, canned in oil	186	0.0	26.5	8.1	31	396	333	4	34	0.65	0.130	0.47	0.016	267	60.1
Tuna, white, canned in water	128	0.0	23.6	3.0	42	377	237	14	33	0.97	0.039	0.48	0.019	217	65.7
Tuna, yellowfin, fresh, cooked, dry heat	139	0.0	30.0	1.2	58	47	569	21	64	0.94	0.082	0.67	0.019	245	46.8
Turbot, European, cooked, dry heat	122	0.0	20.6	3.8	62	192	305	23	65	0.46	0.047	0.28	0.022	165	46.8
Turkey breast meat	104	4.2	17.1	1.7	43	1015	302	8	21	1.44	0.057	1.33	0.018	162	22.8
Turkey, all classes, breast, meat & skin, roasted	189	0.0	28.7	7.4	74	63	288	21	27	1.40	0.047	2.03	0.020	210	29.1
Turkey, all classes, dark meat, meat & skin, raw	160	0.0	18.9	8.8	72	71	261	17	20	1.69	0.137	2.95	0.021	170	26.4
Turkey, all classes, leg, meat & skin, roasted	208	0.0	27.9	9.8	85	77	280	32	23	2.30	0.154	4.27	0.023	199	37.8
Turkey, all classes, meat only, roasted	170	0.0	29.3	5.0	76	70	298	25	26	1.78	0.094	3.10	0.021	213	36.8
Turkey, all classes, wing, meat & skin, roasted	229	0.0	27.4	12.4	81	61	266	24	25	1.46	0.056	2.10	0.020	197	29.9
Turnip greens, boiled, w/o salt	20	4.4	1.1	0.2	0	29	203	137	22	0.80	0.253	0.14	0.337	29	0.9
Turnips, boiled, w/o salt	22	5.1	0.7	0.1	0	16	177	33	9	0.18	0.002	0.12	0.071	26	0.2
Turnips, raw	28	6.4	0.9	0.1	0	67	191	30	11	0.30	0.085	0.27	0.134	27	0.7
Veal, composite of retail cuts, fat, cooked	642	0.0	9.4	66.7	73	57	173	4	10	1.00	0.044	0.87	0.012	116	5.5
Veal, composite of retail cuts, lean & fat, cooked	231	0.0	30.1	11.4	114	87	325	22	26	1.15	0.114	4.76	0.036	239	12.3
Veal, composite of retail cuts, lean, cooked	196	0.0	31.9	6.6	118	89	338	24	28	1.16	0.120	5.10	0.038	250	13.0
Veal, ground, broiled	172	0.0	24.4	7.6	103	83	337	17	24	0.99	0.103	3.87	0.035	217	13.7
Veal, leg (top round), lean & fat, roasted	160	0.0	27.7	4.7	103	68	389	6	28	0.91	0.129	3.04	0.030	234	11.2
Veal, loin, lean & fat, roasted	217	0.0	24.8	12.3	103	93	325	19	25	0.87	0.110	3.03	0.029	212	11.0
Veal, rib, lean & fat, roasted	228	0.0	24.0	14.0	110	92	295	11	22	0.97	0.099	4.09	0.030	197	10.5
Veal, shoulder, arm, lean & fat, roasted	183	0.0	25.5	8.3	108	90	348	26	26	1.15	0.141	4.18	0.030	221	11.1
Veal, sirloin, lean & fat, roasted	202	0.0	25.1	10.5	102	83	351	13	26	0.92	0.129	3.35	0.029	223	11.1
Veal, sirloin, lean, roasted	168	0.0	26.3	6.2	104	85	365	14	27	0.91	0.136	3.54	0.030	231	11.5
Vinegar, distilled	18	0.0	0.0	0.0	0	2	2	6	1	0.03	0.006	0.01	0.055	4	0.5
Watercress, raw	11	1.3	2.3	0.1	0	41	330	120	21	0.20	0.077	0.11	0.244	60	0.9
Watermelon, raw	30	7.6	0.6	0.2	0	1	112	7	10	0.24	0.042	0.10	0.038	11	0.4
Wheat flour, whole-grain	339	72.6	13.7	1.9	0	5	405	34	138	3.88	0.382	2.93	3.799	346	70.7
Wheat flours, bread, unenriched	361	72.5	12.0	1.7	0	2	100	15	25	0.90	0.182	0.85	0.792	97	39.7
Wolffish, Atlantic, cooked, dry heat	123	0.0	22.4	3.1	59	109	385	8	38	0.12	0.037	1.00	0.019	256	46.8
Wolffish, Atlantic, raw	96	0.0	17.5	2.4	46	85	300	6	30	0.09	0.029	0.78	0.015	200	36.5
Yam, boiled, or baked, w/o salt	116	27.6	1.5	0.1	0	8	670	14	18	0.52	0.152	0.20	0.371	49	0.7
Yellowtail, mixed species, cooked, dry heat	187	0.0	29.7	6.7	71	50	538	29	38	0.63	0.058	0.67	0.019	201	46.8
Yogurt, fruit varieties, non-fat	94	19.0	4.4	0.2	2	58	194	152	15	0.07	0.011	0.74	0.035	119	6.0
Yogurt, plain, low fat, 12 grams protein per 8 oz	63	7.0	5.3	1.6	6	70	234	183	17	0.08	0.013	0.89	0.004	144	3.3
Yogurt, plain, skim milk, 13 grams protein per 8 oz	56	7.7	5.7	0.2	2	77	255	199	19	0.09	0.015	0.97	0.005	157	3.6
Yogurt, plain, whole milk, 8 grams protein per 8 oz	61	4.7	3.5	3.3	13	46	155	121	12	0.05	0.009	0.59	0.004	95	2.2

Section 8

Analytical Chemistry

Abbreviations and Symbols Used in Analytical Chemistry	8-1
Basic Instrumental Techniques of Analytical Chemistry	8-6
Analytical Standardization and Calibration	8-9
Figures of Merit	8-15
Mass- and Volume-Based Concentration Units	8-16
Detection of Outliers in Measurements	8-17
Properties of Carrier Gases for Gas Chromatography	8-18
Common Symbols Used in Gas and Liquid Chromatographic Schematic Diagrams	8-19
Stationary Phases for Porous-Layer Open Tubular Columns	8-20
Coolants for Cryotrapping	8-21
Properties of Common Cross-Linked Silicone Stationary Phases	8-22
Detectors for Gas Chromatography	8-23
Varieties of Hyphenated Gas Chromatography with Mass Spectrometry	8-25
Solid-Phase Microextraction Sorbents	8-27
Gas Chromatographic Retention Indices	8-30
Eluotropic Values of Solvents on Octadecylsilane and Octylsilane	8-32
Instability of HPLC Solvents	8-33
Detectors for Liquid Chromatography	8-34
Solvents for Ultraviolet Spectrophotometry	8-35
Correlation Table for Ultraviolet Active Functionalities	8-36
Wavelength-Wavenumber Conversion Table	8-39
Middle-Range Infrared Absorption Correlation Charts	8-42
Common Spurious Infrared Absorption Bands	8-48
Nuclear Spins, Moments, and Other Data Related to NMR Spectroscopy	8-49
Properties of Important NMR Nuclei	8-52
Proton NMR Absorption of Major Chemical Families	8-53
Proton NMR Correlation Chart for Major Organic Functional Groups	8-59
Proton NMR Shifts of Common Organic Solvents	8-60
¹³ C-NMR Absorptions of Major Functional Groups	8-67
¹³ C NMR Chemical Shifts of Common Organic Solvents	8-68
¹⁵ N-NMR Chemical Shifts of Major Chemical Families	8-69
Natural Abundance of Important Isotopes	8-71
Common Mass Spectral Fragmentation Patterns of Organic Compound Families	8-72
Common Mass Spectral Fragments Lost	8-74
Major Reference Masses in the Spectrum of Heptacosfluorotributylamine (Perfluorotributylamine)	8-75
Mass Spectral Peaks of Common Organic Solvents	8-76
Common Spurious Signals Observed in Mass Spectrometers	8-82
Chlorine–Bromine Combination Isotope Intensities	8-83
Reduction of Weighings in Air to Vacuo	8-84
Standards for Laboratory Weights	8-85
Indicators for Acids and Bases	8-87
Preparation of Special Analytical Reagents	8-88
Organic Analytical Reagents for the Determination of Inorganic Ions	8-93
Precipitation of Sulfides	8-106
pH Range for Precipitation of Metal Hydroxides and Oxides	8-107

This page intentionally left blank

ABBREVIATIONS AND SYMBOLS USED IN ANALYTICAL CHEMISTRY

Abbreviations Used in Analytical Chemistry

A	peak area; surface area of solid granular adsorbent; eddy diffusion term in the Van Deemter equation	CCC	counter-current chromatography
AAA	absolute activation analysis	CCD	charge-coupled device
AAD	atomic absorption detector	CCT	constant current topography
AAS	atomic absorption spectroscopy	CD	circular dichroism
AC	alternating current, affinity chromatography	CE	capillary electrophoresis, counter electrode
ACP	alternating current plasma	CEC	capillary electrokinetic chromatography, capillary electrochromatography
ADXPS	angular dependent X-ray photoelectron spectroscopy	CED	cohesive energy density
AED	atomic emission detector	CFA	continuous flow analysis
AEM	analytical electron microscope (microscopy)	CF-FAB	continuous flow-fast atom bombardment
AES	Auger electron spectroscopy, atomic emission spectroscopy	CFM	chemical force microscopy
AFID	alkali flame ionization detector	CGE	capillary gel electrophoresis
AFM	atomic force microscopy	CHEMFET	chemical-sensing field effect transistor
AFS	atomic force spectroscopy	CI	chemical ionization
AIS	average of individual samples	CID	collision induced dissociation
AL	action level	CIEF	capillary isoelectric focusing
AM	amplitude modulation	CITP	capillary isotachopheresis
AMS	accelerator mass spectrometry	CL	chemiluminescence
AN	area normalization	CLLE	continuous liquid-liquid extraction
ANRF	area normalization with response factors	CMA	cylindrical mirror analyzer
AOTF	acousto-optical tunable filter	COSY	correlation spectroscopy
AP	analytical pyrolysis	CPAA	charged particle activation analysis
APCI	atmospheric pressure chemical ionization	CP/MAS	cross polarization/magic angle spinning
APD	azimuthal photoelectron diffraction	CRDS	cavity ring-down spectroscopy
API	atmospheric pressure ionization	CRF	chromatographic response function
APSTM	analytical photon scanning tunneling microscope	CRM	certified reference material
APT	attached proton test	CT	cryogenic trapping
ARAES	angle resolved Auger electron spectroscopy	CTD	charge transfer device
ARF	absolute response factor	CV	cyclic voltammetry
ARM	atomic resolution microscopy	CV-AAS	cold vapor atomic absorption spectrometry
ARPES	angle resolved photoelectron spectroscopy	CVD	chemical vapor deposition
ARUPS	angle resolved ultraviolet photoelectron spectroscopy	CW	continuous wave
ASE	accelerated solvent extraction	CZE	capillary zone electrophoresis
AsFFFF	asymmetrical flow field flow fractionation	DA	diode array
ATD	above-threshold dissociation	DAD	diode array detector (UV-Vis)
ATI	above-threshold ionization	DADI	direct analysis of daughter ions
ATR	attenuated total reflection	DBE	double bond equivalent
BB	band broadening	DC	direct current
BE	magnetic sector – electric sector tandem mass spectrometer (note: also called a MIKE spectrometer)	DCI	desorption chemical ionization
BEE	magnetic sector – electric sector – electric sector mass spectrometer	DCP	direct-current plasma
BET	Brunauer-Emmett-Teller (adsorption isotherm)	DEP	differential electrolytic potentiometry
BIFL	burst integrated fluorescence lifetime	DEPT	distortionless enhancement by polarization transfer
BIS	Bremsstrahlung isochromat spectroscopy	DETA	dielectric thermal analysis
BL	bioluminescence	DIN	direct injection nebulizer
BLRF	bispectral luminescence radiance factor	DLI	direct liquid introduction
BQQ	magnetic sector – double quadrupole mass spectrometer BTOF	DLS	dynamic light scattering
BTOF	magnetic sector – time of flight tandem mass spectrometer	DMA	dynamic mechanical analysis
CAD	collision activated dissociation	DME	dropping mercury electrode
CAR	continuous addition of reagent	DNMR	dynamic nuclear magnetic resonance
CARS	coherent anti-Stokes Raman spectroscopy	DPP	differential pulse polarography
		DRIFT	diffuse-reflectance infrared Fourier transform
		DSC	differential scanning calorimetry
		DTA	differential thermal analysis
		DTC	differential thermal calorimetry
		EAES	electron-excited Auger electron spectroscopy
		EB	electric sector – magnetic sector tandem mass spectrometer
		EBE	electric sector – magnetic sector-electric sector tandem mass spectrometer
		EC	electrochemical
		ECD	electron capture detector

ECMS	electron capture mass spectrometry	GC	gas chromatography
ECNIMS	electron capture negative ionization mass spectrometry	GC-IR	gas chromatography–infrared
EDL	electrodeless discharge lamp	GCMS	gas chromatography mass spectrometry
EDS	energy-dispersive spectrometer	GDL	glow discharge lamp
EDXRF	energy-dispersive X-ray fluorescence	GDMS	glow discharge mass spectrometry
EELS	electron energy-loss spectroscopy	GE	gel electrophoresis, gradient elution
EFFF	electric field flow fractionation	GEMBE	gradient elution moving boundary electrophoresis
EGA	evolved gas analysis	GFAAS	graphite furnace atomic absorption spectroscopy
EIA	enzyme-linked immunoassay	GLC	gas-liquid chromatography
EI(I)	electron impact (ionization)	GPC	gel permeation chromatography
EIMS	electron impact mass spectrometry	GS	Gram-Schmidt (algorithm)
ELCD	electrolytic conductivity detector	GSC	gas-solid chromatography
ELISA	enzyme-linked immunosorbent assay	GSED	gaseous secondary electron detector
ELSD	evaporative light scattering detector		
EM	electron microscopy		
EMIRS	electrochemically modulated IR spectroscopy	HCL	hollow cathode lamp
EOF	electro-osmotic flow	HCOT	helically coiled open tubular (column)
EPL	enhanced photoactivated luminescence	HDC	hydrodynamic chromatography
EPMA	electron-probe microanalysis	HETCOR	heteronuclear correlation
EPR	electron paramagnetic resonance	HETP	height equivalent of (a) theoretical plate(s)
EPXMA	electron-probe X-ray microanalysis	HG	hydride generation
EQL	estimated quantitation limit	HIC	hydrophobic interaction chromatography
ERD	elastic recoil detection	HMBC	heteronuclear multiple-bond correlation
ESA	electrostatic analyzer	HPAC	high-performance affinity chromatography
ESCA	electron spectroscopy for chemical analysis	HPIAC	high-performance immunoaffinity chromatography
ESEM	environmental scanning electron microscope		
ESI	electro-spray ionization	HPLC	high-performance liquid chromatography, high-pressure liquid chromatography
ESP	electrospray	HPTLC	high-performance thin-layer chromatography
ESR	electron spin resonance	HRCGC	high-resolution capillary gas chromatography
ETA	electrothermal analyzer, emanation thermal analysis	HRGC	high-resolution gas(-liquid) chromatography
EXAFS	extended X-ray absorption fine structure	HS	head space
		HSA	hemispherical analyzer
FAA	flame atomic absorption	HSC	heteronuclear shift correlation
FAAS	flame atomic absorption spectroscopy	HSQC	heteronuclear single quantum coherence
FABMS	fast-atom bombardment mass spectrometry		
FAES	flame atomic emission spectroscopy	IA	isocratic analysis
FAFS	flame atomic fluorescence spectroscopy	IAC	immunoaffinity chromatography
FAM	field analytical method	IAES	ion-excited Auger electron spectroscopy
FAS	flame absorption spectroscopy	IC	ion chromatography
FD	field desorption	ICP	inductively coupled plasma
FD/FI	field desorption/field ionization	ICP-OES	ICP optical emission spectrometry
FES	flame emission spectroscopy	ICR	ion cyclotron resonance
FFEM	freeze-fracture electron microscopy	IDMS	isotope dilution mass spectrometry
FFF	field flow fractionation	IEC	ion-exchange chromatography
FFFF	flow field flow fractionation	IEF	isoelectric focusing
FFM	friction force microscopy	IF	intermediate frequency
FFS	flame fluorescence spectroscopy	IGC	inverse gas chromatography
FFT	fast Fourier transform	ILDA	intensified linear diode array
FGC	fast gas chromatography	IMAC	immobilized metal-ion affinity chromatography
FI	flow injection, field ionization		
FIA	flow injection analysis	INADEQUATE	incredible natural abundance double-quantum transfer experiment
FIB	focused ion beam	INEPT	insensitive nuclei enhancement by polarization transfer
FID	flame ionization detector, free-induction decay		
FIM	field ion microscopy	INAA	instrumental neutron activation analysis
FIFFF	flow field flow fractionation	IP	ion pairing
FNAA	fast neutron activation analysis	IPC	ion-pair chromatography
FOCS	fiber optic chemical sensor	IPG	immobilized pH gradient
FPD	flame photometric detector	IPMA	ion probe microanalysis
FSOT	fused silica open tubular (column)	IR	infrared (spectrophotometry)
FT	Fourier transform	IRN	indicator radionuclide(s)
FT-ICR	Fourier transform ion cyclotron resonance	IRS	internal reflection spectroscopy
FT-IR	Fourier transform infrared (often “FT/IR,” “FTIR,” “FT IR”)	ISCA	ionization spectroscopy for chemical analysis
FT-IRRAS	FT-IR reflection-absorption spectroscopy	ISE	ion selective electrode
FT-MS	Fourier transform mass spectrometry	ISP	ion spray
FWHM	full-width half-maximum	ISS	ion scattering spectrometry

LAMMS	laser micro mass spectrometry	MSPD	matric solid-phase dispersion
LARIMS	laser atomization resonance ionization mass spectrometry	MSRTP	micelle-stabilized room-temperature phosphorescence
LARIS	laser atomization resonance ionization spectroscopy	MWD	microwave (assisted) digestion
LASER	light amplification by stimulated emission of radiation	NAA	neutron activation analysis
LBB	Lambert-Beer-Bouguer law	NCIMS	negative chemical ionization mass spectrometry
LC	liquid chromatography	NDP	neutron depth profiling
LC-LS	multidimensional liquid chromatography	NEXAFS	near edge X-ray absorption fine structure
LDMS	laser desorption mass spectrometry	NHE	normal-hydrogen electrode
LDR	linear dynamic range	NICI	negative ion chemical ionization
LEAFS	laser-excited atomic fluorescence spectrometry	NIR	near-infrared, near-IR
LED	light-emitting diode	NIRA	near-infrared reflectance analysis
LEED	low energy electron diffraction	nm	nanometer
LEEM	low energy electron microscopy	NMR	nuclear magnetic resonance
LEI	laser-enhanced ionization	NOE (nOe)	nuclear Overhauser effect
LESS	laser-excited Shpol'skii spectroscopy	NOESY	nuclear Overhauser effect spectroscopy
LFM	lateral force microscopy	NPD	nitrogen-phosphorus detector, normal photoelectron diffraction
LIDAR	light detection and ranging	NPLC	normal phase liquid chromatography
LIFD	laser-induced fluorescence detection	ODMR	optically detected magnetic resonance
LIMS	laboratory information management system	ODS	octadecylsilane
LLC	liquid-liquid chromatography	OES	optical emission spectrometry, optical emission spectroscopy
LLD	lower-limit detection	OID	optoelectronic imaging device
LLE	liquid-liquid extraction	OMA	optical multichannel analyzer
LNRI	laser non-resonant ionization	OPO	optical parametric oscillator
LO	local oscillator	OPTLC	over-pressured thin-layer chromatography
LOC	lab on a chip	ORD	optical rotary dispersion
LOD	limit of detection	OTE	optically transparent electrodes
LPDA	linear photodiode array	PA	proton affinity
LPSIRS	linear potential-sweep IR reflectance spectroscopy	PAA	photon activation analysis
LRI	laser resonance ionization	PAGE	polyacrylamide gel electrophoresis
LRMA	laser Raman microanalysis	PAH	polycyclic aromatic hydrocarbon
LSC	liquid-solid chromatography	PAS	photoacoustic spectroscopy
LSE	liquid-solid extraction	PB	particle beam
LTP	low-temperature phosphorescence	PC	paper chromatography
MAE	microwave assisted extraction	PCA	principal component analysis
MALDI	matrix-assisted laser desorption source	PCR	polymerase chain reaction
MAS	magic angle spinning	PCS	photon correlation spectroscopy
MCD	magnetic circular dichroism	PCSE	partially coherent solvent evaporation
MCP	microchannel plate	PD	plasma desorption
MDGC	multidimensional gas chromatography	PDA	photodiode array
MDL	method detection limit	PDHID	pulsed discharge helium ionization detector
MDM	minimum detectable mass	PDMS	plasma desorption mass spectrometry, polydimethyl siloxane
MDQ	minimum detectable quantity	PED	pulsed electrochemical detection, plasma emission detector, photoelectron diffraction
MEIS	medium energy ion scattering	PES	photoelectron spectroscopy
MEKC	micellar electrokinetic chromatography	PET	positron emission tomography
MFM	magnetic force microscopy	PFIA	process flow injection analysis
MID	multiple ion detection	PGC	packed-column gas chromatography
MIKE	mass analyzed ion kinetic energy mass spectrometry	pH	negative logarithm of hydrogen ion concentration
MIP	microwave induced plasma, mercury intrusion porosimetry	PICI	positive ion chemical ionization
MIRS	multiple internal reflection spectroscopy	PID	photoionization detector
MLC	micellar liquid chromatography	PIXE	particle-induced X-ray emission
MLLSQ	multiple linear least squares	pK	negative logarithm of an equilibrium constant
MMF	minimum mass fraction	PLE	pressurized liquid extraction
MMLLE	microporous membrane liquid-liquid extraction	PLOT	porous-layer open tubular
MPD	microwave plasma detector	PMT	photomultiplier tube
MPI	multiphoton ionization	ppb	parts per billion
MRDL	maximum residual disinfectant level (in water analysis)	ppm	parts per million
MRI	magnetic resonance imaging	ppt	parts per thousand, parts per trillion
MS	mass spectrometry	PSD	position sensitive detector
MS-MS	tandem mass spectrometry		

PTFE	polytetrafluoroethylene	SIMS	secondary ion mass spectrometry
PTR	proton transfer reaction (in mass spectrometry)	SIRIS	sputter initiated resonance ionization spectroscopy
PTV	programmable temperature vaporizer	SMCL	secondary maximum contaminant level (in water analysis)
PVD	pulsed voltammetric detection, physical vapor deposition	SMDE	static mercury drop electrode
QCL	quantum cascade laser	SNIFTIRS	subtractively normalized interfacial FT-IR spectroscopy
QCM	quartz crystal microbalance	SNMS	sputtered neutral mass spectrometry
QCM	quartz-crystal microbalance	SPAES	spin-polarized Auger electron spectroscopy
QFAA	quartz furnace atomic adsorption	SPE	solid-phase extraction
QIT	quadrupole ion trap	SPME	solid-phase microextraction
qNMR	quantitative nuclear magnetic resonance	SPR	surface plasmon resonance
QQQ, QqQ, Q1qQ3	triple quadrupole mass spectrometer	SRE	stray radiant energy
QTH	quartz tungsten halogen	SRM	standard reference material
QTOF	tandem quadrupole time of flight mass spectrometer	SSMS	spark source mass spectrometry
		SSRTF	solid-surface room-temperature fluorescence
		SSRTP	solid-surface room-temperature phosphorescence
RAA	running annual average	STEM	scanning transmission electron microscope
RBS	Rutherford backscattering spectrometry	STM	scanning tunneling microscope
REELS	reflection electron energy loss spectrometry	SVE	solvent vapor exit
RES	reflection electron spectrometry	SWE	supercritical water extraction
RF	radio frequency		
RHEED	reflection high energy electron diffraction	TCD	thermal-conductivity detector
RI	refractive index, retention index	TCT-GC-MS	thermal cold trap gas chromatography mass spectrometry
RIC	reconstructed ion chromatogram	TD	thermodilatometry
RID	refractive-index detector	TDL	tunable diode laser
RIMS	resonance ionization mass spectrometry	TEA	thermal energy analyzer
RIS	range of individual samples, resonance ionization spectroscopy	TED	thermionic emission detector
RM	reference material	TEELS	transmission electron energy loss spectrometry
RNAA	radiochemical neutron activation analysis	TEM	transmission electron microscope
ROA	Raman optical activity	TET	thermometric enthalpimetric titration
ROESY	rotating frame nuclear Overhauser effect spectroscopy	TFFF	thermal field flow fractionation
RPLC	reversed-phase liquid chromatography	TGA	thermogravimetric analysis
RRDE	rotating ring-disk electrode	TGA-IR	thermogravimetric analysis–infrared
RS	Raman spectroscopy	THEED	transmission high energy electron diffraction
RSF	relative sensitivity factor	ThFFF	thermal field flow fractionation
RTIL	room-temperature ionic liquid	TIC	total ion current chromatogram, tentatively identified compound
RTP	room-temperature phosphorescence	TIMS	thermoionization mass spectrometry
S/N	signal-to-noise ratio	TLC	thin-layer chromatography
SAE	sonication assisted extraction	TLE	thin-layer electrode
SAM	scanning Auger microscopy, self-assembly monolayers	TLM	thermal lens microscopy
SANS	small-angle neutron scattering	TLV	threshold limit value
SAW	surface acoustic wave	TMA	thermomechanical analysis
SAXS	small-angle X-ray scattering	TMS	tetramethylsilane
SBSE	stirbar sorptive extraction	TOCSY	total correlation spectroscopy
SCE	standard calomel electrode, saturated calomel electrode	TOF	time-of-flight
SCF	supercritical fluid	TOF-MS	time-of-flight mass spectrometry
SCOT	support-coated open tubular	TSP	thermospray
SDD	silicon drift detector		
SdFFF	sedimentation field flow fractionation	UHV	ultrahigh vacuum
SEC	size-exclusion chromatography	USE	ultrasonic extraction
SEM	scanning electron microscope	UV	ultraviolet
SERS	surface-enhanced Raman spectroscopy	UVPES, UPS	ultraviolet photoelectron spectroscopy
SFC	supercritical-fluid chromatography	UV-VIS, UV-Vis	ultraviolet-visible
SFE	supercritical-fluid extraction		
SFFF	sedimentation field flow fractionation	VAR	variable angle reflectance
SF-MS	sector field mass spectrometry	Vis	visible (radiation)
SFS	synchronous fluorescence spectroscopy	VOC	volatile organic compound(s)
SHE	standard hydrogen electrode	VOX	volatile organic halogens
SIA	sequential injection analysis	VUV	vacuum ultraviolet
SIDA	stable isotope dilution assay	W	Wein filter (used in mass spectrometry)
		WCOT	wall-coated open tubular

WDS	wavelength dispersive spectrometer	E	electrode potential
WWCOT	whisker-wall coated open tubular (column)	ν	frequency
WWPLOT	whisker-wall (coated) porous layer open tubular (column)	γ	gyromagnetic ratio
WWSCOT	whisker-wall support-coated open tubular (column)	n	refractive index
		h	Planck constant
		H	enthalpy, plate height
		I_0	incident intensity
XAES	X-ray excited Auger electron spectroscopy, X-ray adsorption edge spectrometry	J	coupling constant
XANES	X-ray absorption near-edge spectroscopy	k	coverage factor
XPS	X-ray photoelectron spectroscopy	k'	capacity factor
XRD	X-ray diffraction	m/z	mass-to-elementary-charge ratio (mass spectrometry)
XRF	X-ray fluorescence	Q_{crit}	Q value (outlier test)
XRFS	X-ray fluorescence spectroscopy	q	quadrupole parameter (mass spectrometry)
XRS	X-ray spectroscopy	r	correlation coefficient
		R	resolution
		R_∞	Rydberg constant
ZAF	Z (element number) absorption fluorescence	ρ	density
		s	standard deviation
		s^2	variance
		δ	chemical shift
		δ^*	solubility parameter
		τ	true value of a measured quantity
		τ_{crit}	Chauvanet's criterion (outlier test)
		$t_{1/2}$	half life
		t_M	mobile-phase hold up
		t_R	retention time
		t_R^0	specific retention time
		T	transmittance
		$T1$	spin-lattice relaxation time
		$T2$	spin-spin relaxation time
		\bar{u}	carrier phase velocity
		V_M	carrier hold-up volume
		V_R	retention volume
		V_R^0	specific retention volume
		λ	wavelength, thermal conductivity

Symbols Used in Analytical Chemistry

a	Auger yield, fine structure constant
a_0	Bohr radius
A	absorbance
A	peak asymmetry factor
B	magnetic field strength
$[c]$	concentration of component c
d_p	particle diameter (HPLC stationary phase)
\bar{D}_{ab}	diffusion coefficient
e	electron elementary charge
ϵ	extinction coefficient
E	energy
E_b	binding energy
E_{ea}	electron affinity
E_i	ionization energy

BASIC INSTRUMENTAL TECHNIQUES OF ANALYTICAL CHEMISTRY

Thomas J. Bruno

The following section provides brief descriptions of the major instrumental methods of chemical analysis. Please note that these paragraphs are general descriptions and are not meant to convey a comprehensive knowledge on these topics. The reader is referred to one of many excellent texts on instrumental methods of chemical analysis for additional details.

Suggested Reading

- Skoog, D. A., Holler, F. J., and Crouch, S. R., *Principles of Instrumental Analysis*, 6th Ed., Thomson Brooks/Cole Publishing, Belmont, CA, 2007.
- Robinson, J. W., Skelly Frame, E. M., and Frame II, G. M., *Undergraduate Instrumental Analysis*, 6th Ed., CRC Press, Boca Raton, FL, 2004.
- Pungor, E., *A Practical Guide to Instrumental Analysis*, CRC Press, Boca Raton, FL, 1994.

Gas Chromatography (GC): A separation method in which the sample or solute is vaporized (usually in a solvent, but sometimes neat or free of solvent) and passed through a medium under the influence of a carrier gas. The medium is called the stationary phase, in contrast to the carrier gas, which is mobile. The most common modern stationary phases are based on open tubular or capillary columns, in which the separation medium coats the inside periphery of a tube (typically tenths of millimeters in inside diameter) that is between 25 and 60 meters long. Older media are packed columns, consisting of packed beds, which are still used for gas analysis. In these applications, a solid sorbent is very common, and this is called gas solid chromatography. Some open tubular columns are available with solid sorbents as well. Interactions of the solute with the separation medium affect the separation of the components of the mixture. A wide variety of detectors are available for general or specific applications. One of the most useful combinations is gas chromatography coupled with mass spectrometry (GC-MS). Solutes amenable to analysis by GC are usually of moderate volatility and relative molecular mass, usually not exceeding a molecular mass of 400. The most common stationary phases are cross linked polymers based on dimethyl polysiloxane, the backbone of which can be derivatized with ligands to provide specific interactions. It is also possible to incorporate stereogenic (chiral) stationary phases as well.

Liquid Chromatography (LC, HPLC): A separation method in which a sample or solute (usually in a solvent, but sometimes neat or free of solvent) is passed through a medium under the influence of a carrier liquid. The medium is called the stationary phase, in contrast to the carrier, which is mobile phase. Unlike gas chromatography, where the carrier gas plays little role other than mass transfer, the mobile phase in liquid chromatography is a controllable variable whose polarity and other properties are varied, in addition to the interactions with the stationary phase, to affect separation. The stationary phase in liquid chromatography is usually a micron particle packed bed that requires a high pressure solvent system to cause mass flow. Liquid chromatographic systems have therefore been called high pressure liquid chromatography (HPLC),

although the acronym is usually taken to mean high performance liquid chromatography. Many variations of the method have been developed for specific analysis. For example, gel permeation chromatography is an adaptation used for the separation of polymers. Affinity chromatography is similar in concept to gel permeation chromatography, but uses the specific interaction between an antibody and an antigen. The use of stereogenic (or chiral) stationary phases is also an important development, especially in the analysis of pharmaceuticals.

Thin Layer Chromatography (TLC): A separation method in which a stationary phase (typically a polar adsorbent such as alumina or silica gel) coated on a sheet of plastic, aluminum or glass is used with a mobile phase usually consisting of a solvent or mixture of solvents in a beaker. The solute is applied as a blotted spot just above the end of the adsorbent coated plate, and then the end is immersed into the solvent (but not so far as to immerse the solute spot). Commercial plates are robust, plastic sheets that can be cut to the size desired. In earlier applications, filter paper has been used in TLC, giving rise to the term “paper chromatography”. This term is rarely used today. Solvent is then drawn up through the adsorbent coating by capillary action. Separation results from a combination of interactions with the adsorbent and solvent. Commonly, the separated components are rendered visible by spraying stains or reagents on the plate after separation has been completed. It is also common to view the “developed” plate under an ultraviolet lamp, to visualize spots that may be fluorescent.

Supercritical Fluid Chromatography and Extraction: A separation technique similar to other extraction and chromatographic methods, but in which the mobile phase is actually a fluid in its supercritical fluid state. A supercritical fluid is a fluid that is held above its critical temperature and pressure, and for which no application of additional pressure can result in the development of a liquid phase. Supercritical fluids are unique in that while they possess liquid like densities, the mass transfer properties are very much like those of liquids. Supercritical fluid chromatography remains a niche method that is applicable to pharmaceuticals and other high relative molecular mass solutes. Supercritical extraction, on the other hand, is more widely used as a sample preparation method, especially in pharmaceutical analyses, polymers, and environmental analyses.

Electrophoresis: A family of separation methods based on the motion induced in particles by an applied, uniform electric field. The most common application of electrophoresis is gel electrophoresis, in which sample (typically proteins, amino acids, nucleic acids, etc.) is applied to a channel that is formed in a cross-linked polymer, usually polyacrylamide or agarose (the gel). The speed at which the individual species move through the gel under the influence of the field is determined largely by the size of the species, as expressed by the mass to charge ratio. After separation, the individual species usually appear as discrete bands that may be better visualized by staining with ethidium bromide, silver, or Coomassie Brilliant Blue dye. Other related and more specific techniques include isoelectric focusing,

pulsed field gel electrophoresis, immunoelectrophoresis, and isotachopheresis.

Mass Spectrometry (MS): An analytical technique in which charged particles or radical ions are produced from a sample by either electron impact (bombardment with a stream of electrons) or chemical ionization (interaction with a small charged ion). Analysis on the basis of mass to charge ratio is performed on fragments of the molecule that develop after the initial ionization. The method is very useful for mass determination, and structure determination on the basis of the induced fragmentation pattern. The charged fragments can be separated or analyzed by a magnetic sector, a quadrupole, an ion trap, by time of flight, or by cyclotroning. When coupled to separation techniques such as gas or liquid chromatography, a nearly universal qualitative detection capability is provided. Structure determination can be performed by comparison to well known fragmentation patterns or characteristics. When a mass spectrometer is capable of high mass resolution, a nearly unequivocal identification of a compound formula is possible. While direct interfaces and gas chromatographs are the most common sample introduction techniques, many others are available for specific applications. Matrix assisted laser desorption and ionization (MALDI) is often used in time of flight instruments, and is especially useful for the analysis of biopolymers. Inductively coupled plasma ionization is capable of producing mass spectra at high sensitivity for many metals and some nonmetals. When coupled to liquid chromatography instrumentation, thermospray and electrospray methods have been used with HPLC for analytes that are not amenable to gas chromatography separation. In addition to the interfaces discussed above, tandem mass spectral methods are of great value especially for confirmatory analysis. In this respect, a fragment is selected for further fragmentation and analysis. The most common types of tandem mass spectrometry involve quadrupoles coupled with a time of flight (Q-TOF) and multiple (usually three) quadrupoles in series, called a triple quad (QQQ or QqQ). More details can be found in the entry entitled "Varieties of Hyphenated Gas Chromatography with Mass Spectrometry."

Ultraviolet Spectrophotometry (UV, UV-Vis): A spectroscopic technique that focuses on electronic transitions with the visible and ultraviolet regions of the electromagnetic spectrum for excitation and detection. The practical ultraviolet region extends from 190 to 400 nm in wavelength. The UV region can be divided into subranges: near UV: 300 – 400 nm, mid UV: 300 – 200 nm, far UV: 200 – 122 nm, vacuum UV: 200 – 100 nm. Other divisions are possible, but these are less important for analytical chemistry. The visible region, so called because of the response of human vision, extends from simply light. A typical human eye will respond to wavelengths from about 390 to 750 nm in wavelength. Although it is possible to use ultraviolet visible spectrophotometry for structure determination, it is most often used as a quantitative tool. The wavelength-structure correlations are not as detailed, nor the spectra as sharp, as with other spectroscopic methods such as infrared spectrophotometry. The utility of UV-Vis absorptions for many organic compounds has lead to this instrument being adapted as a detector for liquid chromatography. Related to ultraviolet spectrophotometry is fluorescence spectroscopic methods. In this method, the energy emit-

ted is at a different wavelength (usually longer, of lower energy), and this is typically detected perpendicularly to the incident excitation beam. This makes fluorescence spectroscopy more sensitive than UV-Vis spectroscopy. This type of instrument is also incorporated as a detector for liquid chromatography.

Infrared Spectrophotometry (IR, FTIR): A spectroscopic technique that focuses on molecular vibrations (with a concurrent change in dipole moment) with the infrared (IR) region of the electromagnetic spectrum for excitation and detection. This region is further divided into three separate but overlapping ranges. The near infrared (high energy IR, approximately $14000\text{--}4000\text{ cm}^{-1}$, $0.8\text{--}2.5\text{ }\mu\text{m}$ wavelength) is used to study overtone or harmonic vibrations. The mid range infrared (mid range energy IR, approximately $4000\text{--}400\text{ cm}^{-1}$, $2.5\text{--}25\text{ }\mu\text{m}$ wavelength) is used to study the fundamental vibrations and associated rotational-vibrational combinations. The far-infrared (low energy IR, approximately $400\text{--}10\text{ cm}^{-1}$, $25\text{--}1000\text{ }\mu\text{m}$ wavelength), is close to the microwave region and is used to study rotational transitions. Most modern instruments use the Fourier Transform technique to record the spectrum over all wavelengths, rather than by scanning through the wavelengths. The absorbances of the IR radiation are associated with specific chemical moieties, and a study of the spectra can be used to aid in structure determination. One often uses structure correlation charts to aid in assignment of absorbance bands. An analysis of the intensity of the absorptions can also be used for quantitative analysis.

Nuclear Magnetic Resonance Spectrometry (NMR): A spectroscopic method that takes advantage of magnetic nuclei (nuclei with an odd number of protons and/or of neutrons, having an intrinsic magnetic moment and angular momentum), placed in a magnetic field, will absorb pulses of electromagnetic radiation and then radiate this energy back out. For these nuclei, the energy and signal intensity are proportional to the applied magnetic field. The power of NMR results from the ability to probe the molecular environment around a particular nucleus, thus making it long a tool of the organic chemist. This is done by measurement of the chemical shift (or frequency) of an absorption, and by the analysis of splitting patterns, which are caused by the influence of adjacent nuclei. New high field, high sensitivity instruments have given this technique more applications in analytical chemistry, however. The most commonly studied nuclei are ^1H (proton, the most NMR-sensitive isotope after the radioactive ^3H) and ^{13}C . With high field instruments, additional nuclei are accessible: ^2H , ^{10}B , ^{11}B , ^{14}N , ^{15}N , ^{17}O , ^{19}F , ^{23}Na , ^{29}Si , ^{31}P , ^{35}Cl , ^{113}Cd , ^{129}Xe , ^{195}Pt .

Purge-and-Trap Sampling: Purge and trap sampling is a family of methods that are used to capture the headspace above a condensed phase for subsequent analysis, most often for complex mixtures, environmental samples, etc. The headspace is the vapor space that develops above any condensed (solid or liquid) phase. Thermodynamics assures us that the concentration of a particular analyte found in the headspace will be different than that found in the condensed phase, but often the relationship is predictable. The value in the method comes from the simplicity; sample preparation is usually far simpler than the cleanup that is typically required for many complex mixtures. Purge and trap methods fall into two general categories:

static and dynamic. The dynamic method typically uses a sweep gas to continuously purge vapor analytes into a cold (cryogenic) trap or an adsorbent. Modern dynamic purge and trap methods include PLOT column cryoadsorption, which uses a combined adsorbent and cryotrapping on a high efficiency platform. Static methods typically employ a syringe to pressurize the headspace above a condensed phase, followed by uptake of the pressurized headspace into a trap. A modern static method (that usually is done without pressurization) is solid phase microextraction (SPME). This method utilizes a fiber coated with a stationary phase (similar to stationary phases used for gas and liquid chromatography) at the end of a wire mounted in a syringe needle.

Raman Spectroscopy: A vibrational spectroscopic method that arises from the inelastic scattering of monochromatic radiation by molecules that undergo a change in polarizability during the vibration. This is in contrast to infrared spectrophotometry, in which a change in the dipole moment occurs during the vibration. When radiation (typically light from a laser in the visible, near infrared, or near ultraviolet range) is scattered, a small fraction of the scattered radiation is observed to have a different frequency (the Raman effect). The variations of Raman spectroscopy are used to locate functional groups or chemical bonds in molecules. There are several variations in the approach to Raman spectroscopy. In Resonance Raman spectroscopy, the excitation wavelength is matched to an electronic transition of the molecule, enhancing the vibrational modes. In coherent anti-Stokes Raman spectroscopy (CARS), two laser beams are used to generate a coherent anti-Stokes frequency beam. In surface enhanced Raman Spectroscopy (SERS), surface plasmons (a quantum of plasma oscillation) on a silver or gold colloid on a surface (such as a mirror) are excited by the laser, resulting in an increase in the electric fields surrounding the metal.

Atomic Absorption and Emission Spectroscopy (AA, AES):

Two related spectroscopic methods applied primarily to the analysis of inorganic compounds. Atomic absorption procedures use the absorption of optical radiation (light) by free atoms in the gaseous state. The light can be produced by a hollow cathode lamp, an electrodeless discharge lamp or a deuterium lamp. The light is absorbed by the analyte during an electronic transition, the wavelength of which corresponds to only one element in the analyte, and the width of an absorption line is only of the order of a few picometers. This method can be used for the quantitative determination (on the basis of a calibration curve) of approximately 70 different elements in solution or directly in solid samples. Atomic emission spectroscopy (AES) uses the light emitted by a vaporized sample in a flame, plasma, arc, spark or laser, at a particular wavelength, to determine the atomic spectrum (for determination of the elemental composition) quantity of an element in a sample. The wavelength of the atomic spectral line gives the identity of the element while the intensity of the emitted light is proportional to the number of atoms of the element. No single source, as described above, is optimal for a given sample, and it is the choice of source that distinguishes the various techniques.

Thermal Analysis Methods (TA): A family of analytical techniques in which various properties of a sample are examined as a function of changing temperature at a particular

rate of change. For chemical analysis, the most common thermal analysis techniques include differential thermal analysis (DTA) and thermogravimetric analysis (TGA). There are many others thermal analysis methods available, perhaps the most common of which is differential thermal analysis, used for determination of phase transitions. In chemical analysis, TGA to determine a mass change as a function of temperature. This is used to determine decomposition or degradation temperatures, moisture content of materials (although Karl Fisher coulombic titrimetry is also used for this), the level of inorganic and organic components in materials, decomposition points of explosives, and solvent residues in materials. DTA, on the other hand, monitors temperature change rather than mass change. In this respect, it is useful as a complementary technique to probe the energetic of decomposition, moisture loss, etc. Other thermal analysis methods, such as differential scanning calorimetry (DSC), are not primarily analytical tools but rather thermophysical property measurement tools.

X-Ray Methods: A family of techniques that utilize radiation in the X-ray region, with wavelengths between 0.01 to 10 nanometers (corresponding to frequencies in the 3×10^{16} Hz to 3×10^{19} Hz) to analyze for the presence of elements in a sample. In X-ray fluorescence spectroscopy (XRS), short wavelength X-rays are used to excite secondary or fluorescent X-rays from a sample. The wavelength of X-rays used to excite the sample must be shorter than the expected fluorescence wavelength. The sample is typically presented as a powdered solid on a glass plate, although liquid samples are not uncommon in X-ray fluorescence. For example, the analysis of sulfur in liquid fuels is best accomplished by use of this method. Spectra are generated by changing the incident angle between the source and the sample with a device called a goniometer. The fluorescent signals obtained are very precise and specific, and can rival wet chemical methods for the identification of elements. Auger electron spectroscopy (AES) is a surface analysis method that measures the electrons emitted from a surface by electron bombardment of the surface. This method is considered to be in the same family as X-ray methods because during electron bombardment, the surface can lose energy either by electron emission (the Auger effect, via Auger electron emission) or X-ray emission. These methods are in contrast to X-ray diffraction methods, in which a crystal structure measurement is desired.

Flow Injection Analysis (FIA): An analytical protocol that seeks to replace the manual "test tube and beaker" aspects of wet chemical analysis by injecting an analyte in a flowing stream of carrier reactant. As the analyte flows with the reactant stream, it diffuses into the reactant and product forms. Ultimately, the product zone, under the influence of the moving reactant, is passed into a detector section. The detection devices can consist of the same wide variety as is used in HPLC. The major advantage of flow injection analysis is the automation and decreased uncertainty associated with sampling and reagent addition. Strict control of reagent concentration, flow rate and analyte volume is possible. Modern applications of FIA include the sequential addition of analyte and reactant in a stream so that the two are "stacked" in an inert carrier. They then mix by the parabolic flow profile of a laminar flowing stream in a tube. This arrangement can be miniaturized within a sampling valve, forming the so-called lab-in-a-valve approach.

ANALYTICAL STANDARDIZATION AND CALIBRATION

Thomas J. Bruno

Overview

Most modern instrumental techniques used in analytical chemistry produce an output or signal that is not absolute; the signal or peak is not a direct quantitative measure of concentration or target analyte quantity. Thus, to perform quantitative analysis, one must convert the raw output from an instrument (information) into a quantity (knowledge). This is done by standardizing or calibrating the raw response from an instrument (Refs. 1-4). Here, we briefly summarize the most common methods applied in analytical chemistry, recognizing that this is a very large field. We note that the common use of the term “standardization” is not to be confused with the application of standard methods as specified by regulatory or consensus standard organizations.

Samples

In all of the discussion to follow, we assume that the sample has been properly drawn from the parent population material, and properly prepared. Clearly, the most precise analytical methods and the most painstaking calibration methods are useless if applied to a sample that does not represent reality. Nevertheless, the term “sampling,” which describes the process of obtaining the sample (from the population material), implies the existence of a sampling uncertainty (arising mainly from population material heterogeneity) (Refs. 5 and 6). Thus, the analytical result is an estimate of what would be obtained from the parent population material. The theory, concepts, and nomenclature regarding samples and sampling constitute a complex, statistically based, subspecialty of analytical chemistry well beyond the scope presented here. We begin with some simplified definitions (Ref. 7):

Amount of substance: The amount of substance is the fundamental quantity of material measured in the number of moles.

Analyte: The analyte is the target component or compound in the sample for which one desires a measurement.

Aliquot: An aliquot is a known fraction of a homogeneous mass or volume.

Bias: As applied to sampling, bias refers to a systematic displacement, error, uncertainty, or mistake caused by a flaw in the sampling procedure.

Convenience sample: A sample chosen on the basis of accessibility, expediency, cost, efficiency, or other reason not directly concerned with sampling parameters.

Determination: The determination is the entire analytical procedure or method performed on a test portion.

Matrix: The matrix is the background or carrier material of the sample that includes all components except the analyte(s) of interest.

Phase: The phase describes the physical state of a substance: primarily solid, liquid, gas, but this term might include more detailed descriptions to include supercritical fluid, plasma, etc. Note that the term “vapor” typically refers to a gas phase above and in equilibrium with a condensed phase (often called the headspace in chemical analysis).

Population material: The population material is the entirety of the bulk material from which the sample is drawn. This

might be a plot of earth, a warehouse full of sugar, or a tank of jet fuel.

Quantity: The quantity refers to the mass or volume of a substance.

Random sample: A sample selected so that any portion of the sample has an equal or known chance of being chosen for measurement.

Representative sample: A sample resulting from a sampling process that can be expected to adequately reflect the properties of interest of the parent population. A representative sample may be a random sample. The degree of representativeness of the sample is limited by cost or convenience.

Selective sample: A sample that is deliberately chosen by using a sampling plan that eliminates materials with certain characteristics or selects only a material with other relevant characteristics desired for an analysis.

Test portion: The test portion is the actual material removed from a sample for analysis.

Umpire sample: A sample taken, prepared, and stored in an agreed upon manner for the purpose of settling a dispute, arrived at by agreement that will include the test method and procedure, serving as the basis for acceptance, rejection, or economic adjustment. This is sometimes called a referee sample.

Test portion: The test portion is the actual material removed from a sample for analysis.

Unknown: The unknown is a term that describes the target measurement or unknown quantity that is desired for the analyte, or the analyte itself.

Sampling uncertainty is that part of the total uncertainty in an analytical procedure or determination that results from using only a fraction of the population material. In this respect, sampling by any method is an extrapolation process. Since the sampling uncertainty is usually ignored for an individual analysis on an individual test portion, the sampling uncertainty is considered as being due entirely to the variability of the test portion. It is therefore assessed, when necessary, by replication of the sampling from the parent population material, and statistically isolating the uncertainty thus introduced by analysis of the variance. Typically, the problems associated with liquid population material are less complex but must not be ignored. Sample stratification, concentration and thermal gradients, poor mixing, and gradients associated with flow are all real effects that must be considered. Sampling uncertainty is often minimized by field and laboratory processing, with procedures that can include mixing, reduction, coning and quartering, riffing, milling, and grinding.

Another aspect that must be considered subsequent to sampling is sample preservation and handling. The integrity of the sample must be preserved during the inevitable delay between sampling and analysis. Sample preservation may include the addition of preservatives or buffer solutions, pH adjustment, use of an inert gas “blanket,” and cold storage or freezing.

Calibration and Standardization

External Standard Methods

The external standard method can be applied to nearly all instrumental techniques, within the general limits discussed here, and the specific limitations that may be applicable with individual techniques. This method is conceptually simple; the user constructs a calibration curve of instrumental response with prepared mixtures containing the analyte(s) over a range of concentrations, an example of which is shown in Fig. 1a. Thus, the curve represents the raw instrumental response of the analyte as a function of analyte concentration or amount. Each point on this plot must be measured several times so that the repeatability can be assessed. Only random uncertainty should be observed in the replicates; trends of increasing or decreasing response (hysteresis) must be remedied by identifying the source and adjusting the method accordingly. The calibration solutions should be randomized (that is, measured in random order). Although called a calibration “curve,” ideally the signal versus concentration plot is linear, or substantially linear (that is, areas of nonlinearity are unimportant, otherwise they are localized, minor, and properly treated by the measurement technique). In some cases, the response may be linearizable (for example, by calculating the logarithm of the raw response). If a curve shows nonlinearity in an area that is important for the analysis, one must measure more concentrations (data points) in the region of curvature.

In practice, the line that results from the calibration is fit with an appropriate model, and the desired value for the unknown concentration is calculated. The curve can be used graphically if approximation suffices. Mixtures prepared for external standard calibration can contain one or many analytes. Once a calibration curve is prepared, it can often be used for some time period, provided such a procedure has been previously validated (that is, the stability of the standards and the instrument over the time of use has been assessed). Otherwise, it is best to measure the unknown and the standards within a short period of time. Moreover, if any major change is made to the instrumentation (changing a detec-

tor or detector parameters, changing a chromatographic column, etc.), the standards must be re-measured.

To successfully use the method, the standard mixtures must be in a concentration range that is comparable to that of the unknown analyte, and ideally should bracket the unknown. Multiple measurements of each standard mixture should be made to establish repeatability of points on the curve. Many instrumental methods have operation ranges (frequency, temperature, etc.) in which the uncertainty is minimized, so components and concentrations for standard mixtures must respect this. The standard mixtures should be in the same matrix as the unknown, and the matrix must not interfere with the unknown or other standard mixture components. Any pretreatment of the unknown must also be reflected in the standard mixtures. As with any calibration method, components in the standard mixtures must be available at a high (or at least known) purity, they must be stable during preparation, and must be soluble in the required matrix. Unless the physical phenomenon of a measurement is well understood, extrapolation beyond the curve is not recommended (and indeed is usually strongly discouraged); nevertheless, extrapolation is occasionally done in practice. In those cases, one must be cautious, report exactly how the extrapolation was done, and assess any increase in uncertainty that may result. Note that the curve might not extrapolate through the origin. This is usually the result of adsorption (of components on container walls), carryover hysteresis, absorption (of components in seals or septa), or component degradation or evaporation.

A major consideration with external standardization is that typically, the sample size (for example, the injection volume in chromatography) must be maintained constant for standard mixtures and the unknowns. If the sample size varies slightly, it is often possible to apply a correction to the raw signal. One should not attempt to generate a calibration curve by varying the sample size (that is, for example, injecting increasing volumes into a gas chromatograph). This caution does not preclude serial dilution methods (see below), in which multiple solutions are generated for separate measurement. Other issues that can hinder successful application of the external standards method include instrumental aspects that might not be readily apparent. In chromatographic methods, for example, one can overload the column or detector. In older instruments, settings of signal attenuation were typically made manually, while in newer instruments, this may occur through software, sometimes without operator interaction or knowledge.

Note, *inter alia*, that in Fig. 1a (and indeed all the examples presented here), the uncertainty is only indicated for the variable on the y-axis. In reality, we must recognize that there is uncertainty for the values plotted on the x-axis as well, but we often only treat the largest uncertainty, or the uncertainty that is most important for our application. Note, also, that it is critical to maintain the integrity of standards; decomposition, degradation, moisture uptake, etc., will adversely affect the validity of the calibration.

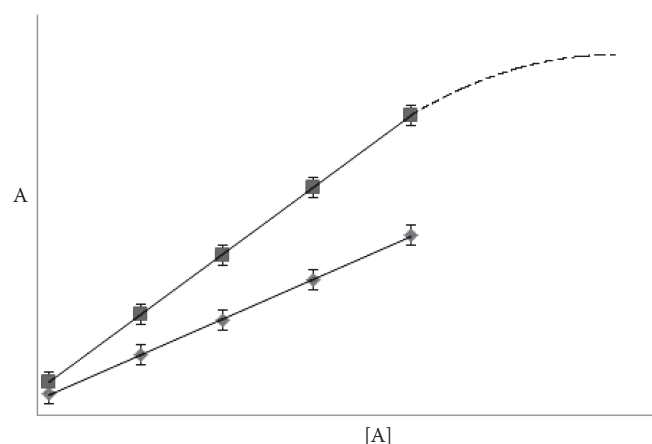


Fig. 1a: An example calibration curve prepared by use of the external standard method. The instrument response is represented by A , and the concentration resulting in that response is $[A]$. While curves for two analytes are shown, in principle, one can plot as many analytes as desired. While five points per analyte have been shown, one can measure as many as required. Note that a region of nonlinearity is shown in the latter part of the curve for one of the components. One would require a larger number of points to adequately represent and fit any nonlinear areas.

Abbreviated External Standard Methods

In many situations in chemical analysis, a full calibration curve is not prepared because of the complexity, time, or cost. In such situations, abbreviated external standard methods are often used. Under no circumstances can an abbreviated method be used if the raw signal response is nonlinear. Moreover, these methods are not generally appropriate for analyses in regulatory, forensic, or health care environments where the consequences can be far-reaching.

Single Standard

This method uses a simple proportion approach to standardize an instrument response. It can be used only when the system




Fig. 1b: An example of a single-point calibration curve. The instrument response is represented by A , and the concentration resulting in that response is $[A]$. The origin (0,0) is assigned as part of the curve, and is assumed to have no uncertainty.

has no constant, determinate error or bias*, and when the reagents used give a zero blank response (that is, the instrument response from the matrix and measurement system only, without the analyte). A standard should be prepared such that the concentration is close to that of the unknown. One then calculates the concentration of the unknown, $[X]$, as:

$$[X] = (A_x/A_s) [S] \quad (1)$$

where A_x is the instrument response of the unknown, A_s is the instrument response of the standard, and $[S]$ is the concentration of the standard.

Single Standard Plus Assumed Zero

This method, illustrated schematically in Fig. 1b, assumes that the blank reading will be zero. One uses a two-point calibration in which the origin is included as the first point. It is important to ensure, by experiment or experience, that such a method is adequate to the task.

Single Standard Plus Blank

If the analytical method has no determinate error or bias, but does produce a finite blank value, then one must also perform a blank measurement, which is subtracted from the instrument response of the standard and the unknown. Then the same procedure (Eq. 1) is used as for the single standard. If multiple samples are to be measured, it is important to measure the blank between each measurement.

Two Standards Plus Blank

When the analytical method has both a determinate error (or bias), and a finite blank value, at least three calibrations must be made: two standards and one blank. The standard concentrations are typically prepared widely spaced in concentration, and the higher concentration should be chosen to represent the limit of linearity of the instrument or method. If this is not practical, the higher concentration should simply be the highest expected concentration of the analyte (unknown). This method is illustrated schematically in Fig. 1c. If multiple samples are to be measured, it is important to measure the blank between each measurement.

Internal Normalization Method

As mentioned above, the raw signal from an analytical instrument is typically not an absolute measure of concentration of the

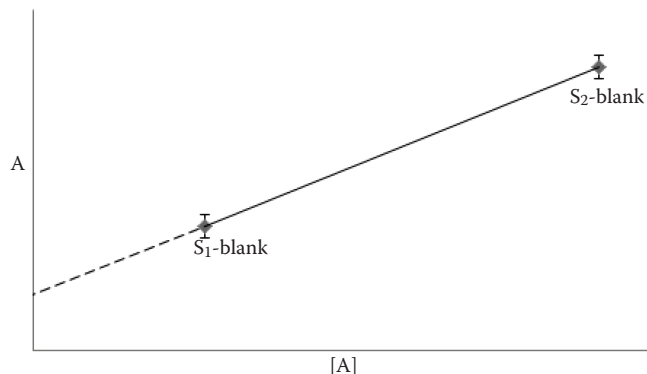


Fig. 1c: An example of two standards plus a blank calibration curve. The blank is subtracted from each of the standards. The instrument response is represented by A , and the concentration resulting in that response is $[A]$.

analyte(s), because the instrument may respond differently to each component. In some cases, such as with chromatographic methods, it is possible to apply response factors, determined from a standard mixture containing all constituents of the unknown sample, for standardization (Ref. 8). The standard mixture is gravimetrically prepared (with known mass percents for each component), and the instrument response is measured, for example as chromatographic areas. The total mass percent and the total area percent each sum to 100. One calculates the ratio of each mass percent to each area, choosing one component as the reference, which is assigned a response factor of unity. To obtain the response factors of all the other components, one divides its (mass%-to-area ratio) with that of the reference. This is done for all components, producing a response factor for all components, except of course for the reference, defined as unity. When the unknown sample is measured, the response factor is multiplied by each raw area, and the resulting area percent provides the normalized mass percent of each component in the unknown.

This method corrects for minor variations in sample size (earlier defined as the test portion), although large differences in sample size must be avoided so that one is assured of consistent instrument performance. Although the method corrects for the different responses of samples, large differences must be avoided. This also means that the detector must respond linearly to the concentrations of each component, even if the concentrations are very different. This may require dilution or concentration of the sample in some situations. In chromatographic applications, all components of a mixture must be analyzed and standardized, since normalization must be performed on the entire sample.

Some techniques, such as gas chromatography with flame ionization detection and thermal conductivity detection, have well defined physical phenomena associated with output signals. With these techniques, there are some limited, published response factor data that can be used in an approximate way to standardize the response from these devices.

In Situ Standardization

While it is rare that an analytical method can be calibrated by use of a single solution, some instances of spectrophotometry and electroanalytical methods can qualify. To use this method one sequentially and incrementally adds known masses of standard analytes to a solution, with an instrument response being measured after each addition. This procedure can only be used if the analytical method itself does not change the analyte concentration

* Determinate error and bias are related terms that describe uncertainty that arises from a fixed cause, and that can, in principle, be eliminated if recognized. Determinate error (or systematic error) is most often associated with a measurement, while bias can be associated with either a measurement or with the sampling procedure.

(nondestructive) and does not lead to a loss of solution volume. A solid crystalline analyte is an example. One must also minimize changes in solution volume over the course of the standardization.

Standard Addition Methods

Samples presented for analysis often are contained in complex matrices with many impurities that may interact with the analyte, potentially enhancing or diminishing a signal from an instrumental technique. In such cases, the preparation of an external standard calibration curve will be impossible, because it might be very difficult to reproduce the matrix. In these cases, the standard addition method may be used. A standard solution containing the target analyte is prepared and added to the sample, thus accounting for the unknown impurities and their effects. While the quantity of target analyte in the target sample is unknown, the added quantity is known, and its incremental additive effect on the instrument signal can be measured. Then, the quantity of the unknown analyte is determined by what is effectively an extrapolation. In practice, the volume of the standard solution added is kept small to avoid dilution of the unknown impurities by no more than 1% of the total signal. This method can only be used if there is a verified linear relationship between the signal and quantity of analyte. If a determinate error is present, then the slope of the line must be known. Moreover, the sample cannot contain any components that can respond as the analyte (that is, masquerade).

Single Standard Addition

In the simplest case, one addition of analyte is made after first measuring the response of the analyte in the unknown sample. Thus, two measurements are required:

$$A_{x_0} = m[X_0] \quad (2)$$

$$A_{x_i} = m([X_0] + [S]), \quad (3)$$

where A_{x_0} is the instrument response of the analyte in the unknown sample, $[X_0]$ is the concentration in the unknown sample, and A_{x_i} is the instrument response upon the addition of the standard, $[S]$ (additive in equation because X and S are the same compound). The assumed slope is the proportionality constant, m . The two equations are solved simultaneously for $[X_0]$. This technique is very rapid and economical, but there are serious drawbacks. There is no built in check for mistakes on the part of the analyst, there is no means to average random uncertainties, and there is no way to detect interference (mentioned above as masquerade).

Multiple Standard Addition

This standard addition method alleviates some of the problems inherent in single standard addition. Here, the unknown sample is first measured in the instrument. Then that sample is "spiked" with incrementally increasing concentrations of the analyte, generating a curve such as that shown in Fig. 1d. The curve should extrapolate to zero signal at zero concentration. The concentration of the analyte in the unknown is read or calculated from the abscissa (x -axis).

Internal Standard Methods

An internal standard is a compound added to a sample at a known concentration, the purpose of which is to exhibit a similar signal when measured in an instrument, but be distinguishable from the signal of the desired analyte. It provides the highest level of reliability in quantitation by chromatographic methods, and is not affected by large differences in sample size (Ref. 8). Unlike

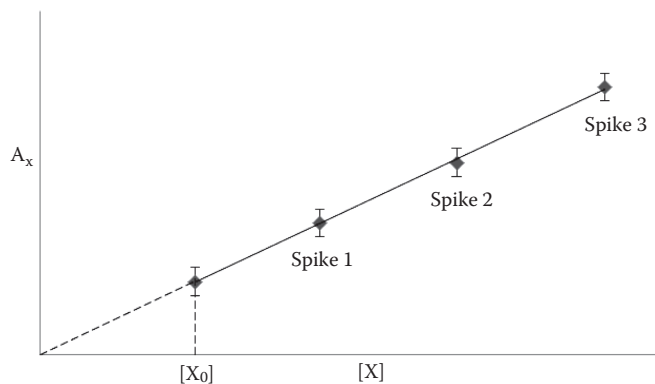


Fig. 1d: An example of calibration by multiple standard addition. Three additions (spikes) of the analyte X are shown, as is the extrapolation to the unknown concentration, X_0 .

the internal normalization method, it is not necessary to elute or measure all the components of the sample, one need focus only on the component(s) of interest. In atomic spectrometry, this method is not affected by changes in gas flow rates, sample aspiration rates, and flame suppression or enhancement. Another situation in which this method is valuable is when the sample matrix is either unknown or very complex, precluding the preparation of external standards.

Multiple Internal Standards

A set of calibration solutions is prepared by mass, containing the target analyte, X , and a standard that is not present in the unknown sample, A . The instrument response (for example, a chromatographic area) is measured for each calibration solution, and a plot is made to establish linearity as in Fig. 1a. The ordinate axis is the ratio of the response of the unknown analyte component, A_x , to the response of the chosen standard, A_s . The abscissa is the ratio of mass of X to the mass of S for that standard mixture. Once the linearity is confirmed in the concentration range of interest, the unknown is spiked with a known mass of S , the instrument response is measured, and the area ratio A_x/A_s is calculated. Either the graph or a fit of the data on Fig. 1e is then used to determine the corresponding mass fraction, from which the mass of X may be determined. Note that the calculations could be simplified if the same mass per volume of the

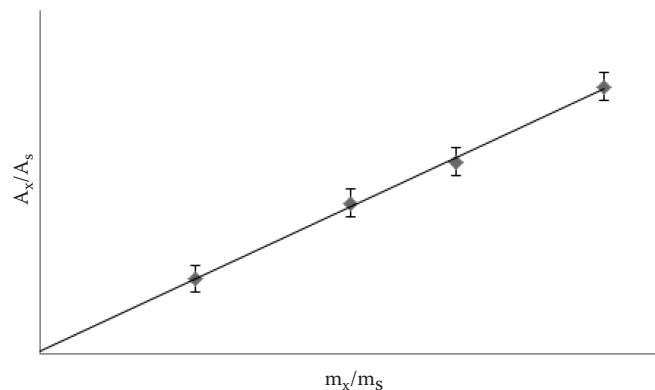


Fig. 1e: An example of the multiple internal standard method. The ordinate (y) axis is the ratio of the response of the unknown analyte component, A_x , to the response of the chosen standard, A_s . The abscissa (x) axis is the ratio of mass of X to the mass of S for that standard mixture.

internal standard is added to both the unknown samples and the calibration standards.

Single Internal Standard

In practice, once the linearity is established for a given mixture, it is no longer necessary to use multiple standards, although this is the most precise method. Subsequent to the verification of linearity, one standard solution can be used to fix the slope, provided it is close in concentration to that of the target analyte. In this case, the mass of the unknown can be found from:

$$X/S = (A_x/A_s)(1/R), \quad (4)$$

where X is the mass of the unknown analyte in the sample, S is the mass of the added internal standard in the sample, A_x and A_s are the instrument responses (areas) of the unknown and internal standard, respectively. R is a ratio determined from the standard solution prepared with both X and S : (mass, unknown analyte/mass, internal standard)/(signal, unknown analyte/signal, internal standard) = R .

$$\left(\frac{\left(\frac{\text{mass, unknown analyte}}{\text{mass, internal standard}} \right)}{\left(\frac{\text{signal, unknown analyte}}{\text{signal, internal standard}} \right)} \right) = R \quad (5)$$

Since R is the slope of the calibration curve discussed above, once linearity is established, one solution suffices. There are many conditions that must be fulfilled in order to use the internal standard method, and it is rare that all of them can actually be met. Indeed, in practice, one tries to meet as many as possible, but those that are mandatory are italicized. The compound chosen *must not be present* already in the unknown. The compound chosen *must be separable from the analyte* present in the unknown. An exception occurs when an isotopically labeled standard is used, in conjunction with mass discrimination or radioactive counting detection. In a chromatographic measurement, this is typically at least baseline resolution, although this would be a minimally acceptable degree of separation. On the other hand, the unknown analyte peak and the internal standard peak should be close to each other (temporally) on the chromatogram. The compound chosen *must be miscible* with the solvent at the temperature of reagent preparation and measurement. The compound chosen must not react chemically with the sample or solvent, or interfere in any way with the analysis. It is critical to maintain the integrity of standards; decomposition, degradation, moisture uptake, etc., will adversely affect the validity of the calibration. In the case of a chromatographic measurement, the same applies to interactions with the stationary phase. The compound chosen must be chemically similar (for example, in functionality, thermophysical properties) to the analyte. If such a compound is not available (for example, in a chromatographic measurement), an appropriate hydrocarbon should be chosen as a surrogate. The standard solution should be prepared at a similar concentration as in the unknown matrix; ratio correction of large differences is no substitute for an appropriate concentration. In a chromatographic measurement, the compound chosen must elute as closely as possible to the analyte, and should not be the last peak to elute (the final peak often shows different geometry such as tailing). The compound chosen must be sufficiently nonvolatile to allow for storage as needed. When there is the potential for the unknown analyte to be lost by adsorption, absorption, or some other interaction with the matrix or container, a compound called a carrier is sometimes added in

large excess. The carrier is similar, chemically and physically, to the unknown analyte, but easily separated from it. Its purpose is to saturate or season the matrix and prevent analyte loss.

Serial Dilution

Serial dilution is less a standardization method as it is a method of generating solutions to be used for standardizations. Nevertheless, its importance and utility, as well as the popularity of its application, warrants mention in this section. A serial dilution is the stepwise dilution of a substance, observant of a specified, constant progression, usually geometric (or logarithmic). One first prepares a known volume of stock solution of a known concentration, followed by withdrawing some small fraction of it to another container or vial. This subsequent container is then filled to the same volume as the stock solution with the same solvent or buffer. The process is then repeated for as many standard solutions as are desired. A ten-fold serial dilution could be 1 M, 0.1 M, 0.01 M, 0.001 M, etc. A ten-fold dilution for each step is called a logarithmic dilution or log-dilution, a 3.16 fold ($10^{0.5}$ fold) dilution is called a half-logarithmic dilution or half-log dilution, and a 1.78 fold ($10^{0.25}$ fold) dilution is called a quarter-logarithmic dilution or quarter-log dilution. In practice, the ten-fold dilution is the most common. The serial dilution procedure is not only used in chemical analysis but also in serological preparations in which cellular materials such as bacteria are diluted. A critical aspect of serial dilution is that the initial solution concentration must be prepared and determined with great care, since any mistake here will be propagated into all resulting solutions.

Traceability

Analytical measurements and certifications often contain a statement of traceability. Traceability describes the “result or measurement whereby it can be related to appropriate standards, generally international or national standards, through an unbroken chain of comparisons (Ref. 9).” Traceability typically includes the application of a reference material (RM) or a standard reference material (SRM) for instrument calibration before standardization for the analytes of interest. The **true value** of a measured quantity (τ) cannot typically be determined. The true value is defined as characterizing a quantity that is perfectly defined. It is an ideal value which could be arrived at only if all causes of measurement uncertainty were eliminated, and the entire population was sampled.

Uncertainty

As stated in Section 2, the result of a measurement is only an approximation or estimate of the true value of the measurand or quantity subject to measurement. In the determination of the combined standard uncertainty and ultimately the expanded uncertainty, it is critical to include the uncertainty of calibration in the process, as discussed above. The process of arriving at the uncertainty U_y of a quantity y that is based upon measured quantities x_1, \dots, x_z is called the propagation of uncertainty. A full discussion of propagation of uncertainty is beyond the scope of this section; a simplified prescription, in the form of general and specific formulae, is provided here. In general, the propagated random uncertainty in y can be determined from:

$$U_y = \sqrt{\left(\frac{\partial y}{\partial x_1} U_{x_1} \right)^2 + \dots + \left(\frac{\partial y}{\partial x_z} U_{x_z} \right)^2}$$

This approach can be used when the uncertainties are random (not systematic), are relatively small, and are independent or uncorrelated (that is, in the absence of covariance). Relatively large uncertainties (such as those approaching the magnitude of the measurand itself) cannot be treated with this approach, especially if the measurand is a nonlinear function of the measured quantity. Note that by convention the use of upper case U_y denotes the expanded uncertainty (which is the uncertainty multiplied by a coverage factor k ; for the 95% confidence level, the coverage factor is 2).

It is possible to reduce this general formulation to more specific formulae in the cases of common mathematical operations. These are provided in Table 1.

References

- Chalmers, R. A., *Chapter 2: Standards and Standardization in Chemical Analysis*, Vol. 3, Elsevier, Amsterdam, 1975.
- Danzer, K., and Currie, L. A., *Pure Appl. Chem.* 70, 993, 1998.
- Danzer, K., Otto, M., and Currie, L. A., *Pure Appl. Chem.* 76, 1215, 2004.
- Woodget, B. W., and Cooper, D., *Samples and Standards, Analytical Chemistry by Open Learning*, John Wiley & Sons, Chichester, 1987.
- Gy, P., *Sampling for Analytical Purposes*, John Wiley & Sons, Chichester, 1998.
- Vitt, J. E., and Engstrom, R. C., *J. Chem. Educ.* 76, 99, 1999.
- Horowitz, W., *Pure Appl. Chem.* 62, 1193, 1990.
- Grob, R. L., *Modern Practice of Gas Chromatography*, Wiley Interscience, New York, 1995.
- Inczedy, J., Lengyel, T., and Ure, A. M., *Compendium of Analytical Nomenclature*, 3rd Ed., International Union of Pure and Applied Chemistry, 1997.

Table 1: Specific Formulae for the Propagation of Random, Independent Uncertainty

Measurand Argument	Arithmetic Uncertainty Formula
y (where y is a counted random event over a time interval)	$U_y = \sqrt{y}$
$y = A \times x$ (where A is a constant with no uncertainty)	$U_y = A \times U_x$
$y = x_1 + x_2$	$U_y = \sqrt{U_{x_1}^2 + U_{x_2}^2}$
$y = x_1/x_2$ $y = x_1 \times x_2$	$\frac{U_y}{ y } = \sqrt{\left(\frac{U_{x_1}}{x_1}\right)^2 + \left(\frac{U_{x_2}}{x_2}\right)^2}$
$y = (x_1 \times x_2)/x_3$	$\frac{U_y}{ y } = \sqrt{\left(\frac{U_{x_1}}{x_1}\right)^2 + \left(\frac{U_{x_2}}{x_2}\right)^2 + \left(\frac{U_{x_3}}{x_3}\right)^2}$
$y = \log(x)$	$U_y = \left(\frac{1}{2.303}\right) \left(\frac{U_x}{x}\right)$
$y = \ln(x)$	$U_y = \frac{U_x}{x}$
$y = e^x$	$U_y = y \times U_x$
$y = x^a$	$\frac{U_y}{ y } = a \times \left(\frac{U_x}{x}\right)$
$y = 10^x$	$\frac{U_y}{ y } = 2.303 \times U_x$

FIGURES OF MERIT

Thomas J. Bruno

In the interpretation of results from a particular technique, one often must evaluate the performance of the measurement on the basis of objective measures that are called figures of merit. The following table provides a description of the more common figures of merit used in analytical chemistry. Even more important than the evaluation of performance is the validation of metrology and the assessment of validation. The same terms used as figures of merit are critical in the validation process. Since many standardization bodies will issue their own definitions regarding these terms, it is

not practical to be inclusive; the reader must be aware that other terms may sometimes be substituted for those used here.

References

1. General Requirements for the Competence of Testing and Calibration Laboratories, ISO/IEC 17025, International Organization for Standardization, 2005.
2. General Chapter 1058 Analytical Instrument Qualification, USP 32 – NF 27, U.S. Pharmacopeial Convention. 2009.

Parameter or Metric	Definition	Comments
Accuracy	The deviation of a measured value from the true value (τ), which cannot typically be determined, but which is often approached by use of a standard method under standard conditions.	Can be expressed as: $\text{accuracy} = (x_{av} - \tau)/\tau,$ where x_{av} is the mean of a series of measurements.
Precision	The reproducibility of a series of replicate measurements, typically under the same operating conditions in a relatively short period of time.	High precision does not imply high accuracy; reproducibility and repeatability often are used interchangeably, but the former typically refers to precision between two instruments or laboratories.
Sensitivity	Typically the ability to distinguish between small differences in concentration between samples at a desired confidence level.	Often specified by response to a <i>de facto</i> or consensus standard; a simple measure is the slope of a calibration curve adjusted for recovery in the sampling process.
Limit of Detection (LOD)	The lowest measureable concentration of an analyte by use of a particular metrology at a desired confidence level.	Typically defined as a response that is some multiplicative factor of the noise level; specified signal to noise ratios of 2 to 4 are typical; as with sensitivity, must adjust for recovery in sample preparation processes.
Linear dynamic range (LDR)	The linear range of a calibration curve obtainable with a particular metrology and analyte.	Within the LDR, the difference in response for two concentrations of a given compound is proportional to the difference in concentration of the two samples.
Selectivity (α)	The ability to distinguish the signal of an analyte from the signal of interferences, the matrix or degradants.	Typically expressed as a ratio, such as the ratio of capacity factors in chromatography; sometimes called specificity.
Analysis Speed	The time required for sample preparation and measurement.	Sometimes necessary to include data processing time.
Throughput	The number of samples that can be run in a given time.	Related to ease of automation, below.
Ease of Automation	The ability of a measurement to be performed without operator attention.	Related to throughput, above, since high throughput typically requires automation. and minimal operator attention.
Ruggedness	The response of an instrument or technique to adverse conditions.	Adverse conditions include extremes in temperature, humidity, dust; includes rough handling; closely related to reproducibility, since it carries similar information content; distinguished from robustness, which is the ability of an instrument to remain unaffected by a small but intentional change in operating parameter, and still perform within specification.
Portability	The ability to use an instrument in other than a fixed location or installation	Can include the ability to use a device in the field in addition to the laboratory.
Environmental Acceptability	The efficiency in terms of low waste generation, low power consumption	Also described as sustainability, and often focused on the minimization of use of hazardous substances.
Economics	The sum of costs required to operate the sample preparation, analysis, and data processing steps of a measurement.	Typically includes the costs of equipment, supplies, labor, utilities and insurance; labor cost must consider the skill level required of personnel.

MASS- AND VOLUME-BASED CONCENTRATION UNITS

Thomas J. Bruno and Paris D. N. Svoronos

A variety of concentration units are used in analytical chemistry, and the most common are provided in this table (Ref. 1). The reference below provides additional details.

Reference

1. Bruno, T. J., and Svoronos, P. D. N., *CRC Handbook of Basic Tables for Chemical Analysis*, 3rd Edition, CRC Press, Boca Raton, FL, 2011.

Parts per Million

Parts per Million	Percent
1 ppm	= 0.0001 %
10 ppm	= 0.001 %
100 ppm	= 0.01 %
1 000 ppm	= 0.1 %
10 000 ppm	= 1.0 %
100 000 ppm	= 10.0 %
1 000 000 ppm	= 100.0 %

Parts per Billion

Parts per Billion	Percent
10	= 0.000 001 %
100	= 0.000 01 %
1 000	= 0.000 1 %
10 000	= 0.001 %
100 000	= 0.01 %
1 000 000	= 0.1 %

Parts per Trillion

Parts per Trillion	Percent
100	= 1×10^{-8} %
10 000	= 0.000 001 %
1 000 000	= 0.000 1 %
100 000 000	= 0.01 %

Because the mass of one liter of water is approximately one kg, mg/L units of dilute aqueous solution are nearly equal to ppm units. The precise equivalence is obtained by dividing by the density, ρ :

$$\text{ppm} = (\text{mg/L})/\rho$$

where the solution density, ρ , is in g cm^{-3} . Some sources will substitute specific gravity for density in the above equation. The spe-

cific gravity is the ratio of the solution density to that of the density of pure water at 4 °C. Since the density of pure water at 4 °C is very nearly 1 g cm^{-3} , the specific gravity is numerically equal (within an uncertainty of 25 ppm) to the solution density when the latter is expressed in units of g cm^{-3} .

Concentration Units Nomenclature

The following table provides guidance in the use of base-10 concentration units (presented in the three preceding tables), since there are differences in usage worldwide.

Number	Number of Zeros	Name (Scientific Community)	Name (United Kingdom, France, Germany)
1000.	3	thousand	thousand
1 000 000.	6	million	million
1 000 000 000.	9	billion	milliard, or thousand million
1 000 000 000 000.	12	trillion	billion
1 000 000 000 000 000.	15	quadrillion	thousand billion

Molar-Based Concentration Units

Molarity*, M:	(moles of solute)/(liters of solution)
Molality, m :	(moles of solute)/(kilograms of solvent)
Normality, N:	(equivalents of solute)/(liters of solution)
Formality, F:	(moles of solute)/(kilograms of solution)

To convert from ppm to formality units:

$$F = \text{ppm}/(1000 \text{ RMM}), \text{ where RMM is the relative molecular mass of the solute } i$$

To convert from ppm to molality units:

$$m = [\text{ppm}/(1000 \text{ RMM})] [1/(1 - tds/1\,000\,000)]$$

where tds is the total dissolved solids in ppm in the solution

To convert from ppm to molarity units:

$$M = [\text{ppm}/(1000 \text{ RMM})] \rho$$

where ρ is the solution density

* This unit is temperature dependent.

DETECTION OF OUTLIERS IN MEASUREMENTS

Thomas J. Bruno and Paris D. N. Svoronos

The field of outlier detection and treatment is considerable, and a rigorous mathematical discussion is well beyond any treatment that is possible here. Moreover, the practice in the treatment of analytical results is usually simplified, since the number of observations is often not very large. The two most common methods used by analysts to detect outliers in measured data are versions of the Q-test (Refs. 1–3, 6) and Chauvenet's criterion (Refs. 4–6), both of which assume that the data are sampled from a population that is normally distributed.

References

1. Dean, R. B., and Dixon, W. J., *Anal. Chem.* 23, 636, 1951.
2. Day, R. A., and Underwood, A.L., *Quantitative Analysis*, 6th Edition, Prentice Hall, Englewood Cliffs, NJ, 1991.
3. Efsthathiou, C. E., *Dixon's Q-test: Detection of a single outlier*, http://www.chem.uoa.gr/applets/AppletQtest/Text_Qtest2.htm, Laboratory of Analytical Chemistry, Department of Chemistry, National and Kapodistrian University of Athens, 2008.
4. Taylor, J. R., *An Introduction to Error Analysis*, 2nd edition, University Science Books, Sausalito, CA, 1997.
5. Benziger, J. B., and Aksay, I.A., *Notes on Data Analysis*, <http://www.princeton.edu/~che346/Notes/Analysis.pdf>, Department of Chemical Engineering, Princeton University, 1999.
6. Bruno, T. J., and Svoronos, P. D. N., *CRC Handbook of Basic Tables for Chemical Analysis*, 3rd Edition, CRC Press, Boca Raton, FL, 2011.

Q-Test

To perform the Q-test, one calculates the Q value given by:

$$Q = Q_{\text{gap}}/R$$

where Q_{gap} is the difference between the suspected outlier and the measured value closest to it, and R is the range of all the measured values in the data set. One then compares the calculated Q value with the critical Q values in the following table:

Number of Observations	Q_{crit} , 90% Confidence Level	Q_{crit} , 95% Confidence Level	Q_{crit} , 99% Confidence Level
3	0.941	0.970	0.994
4	0.765	0.829	0.926
5	0.642	0.710	0.821

Number of Observations	Q_{crit} , 90% Confidence Level	Q_{crit} , 95% Confidence Level	Q_{crit} , 99% Confidence Level
6	0.560	0.625	0.740
7	0.507	0.568	0.680
8	0.468	0.526	0.634
9	0.437	0.493	0.598
10	0.412	0.466	0.568

If the calculated value of Q is greater than the appropriate value of Q_{crit} , then the value is a suspected outlier.

Chauvenet's Criterion

To perform Chauvenet's test on a set of measurements, one first must calculate the mean and standard deviation of the data. Then one calculates:

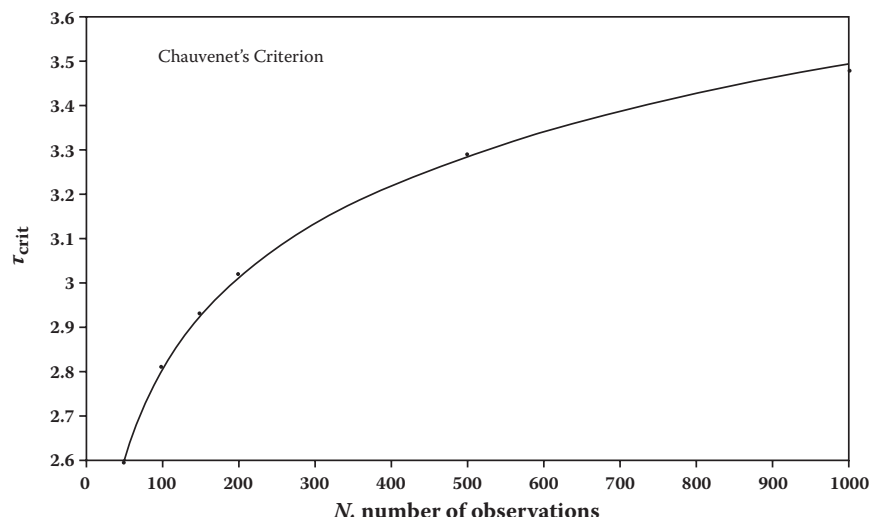
$$\tau = (x_i - x_{\text{ave}})/\sigma$$

where x_i is the suspected outlier, x_{ave} is the mean of all the measurements, and σ is the standard deviation. One then compares the calculated value of τ with τ_{crit} in the following table:

Number of Observations, N	τ_{crit}	Number of Observations, N	τ_{crit}
5	1.65	25	2.33
6	1.73	50	2.57
7	1.81	100	2.81
8	1.86	150	2.93
9	1.91	200	3.02
10	1.96	500	3.29
15	2.12	1000	3.48
20	2.24		

If the calculated value of τ is greater than the value of τ_{crit} , then the value is a suspected outlier.

For numbers of observations between those given in the table, especially for a large number of observations, one may use the following plot to estimate the value of Chauvenet's τ_{crit} :



PROPERTIES OF CARRIER GASES FOR GAS CHROMATOGRAPHY

The following is a list of carrier gases sometimes used in gas chromatography, with properties relevant to the design of chromatographic systems. All data refer to normal atmospheric pressure (101.325 kPa). Additional properties related to the carrier gas, including split ratio, pressure drop in capillary columns, the Martin-James compressibility factor, and the Giddings plate height correction factor can be found in Ref. 2.

M_r : Molecular weight (relative molar mass)

ρ_{25} : Density at 25 °C in g L⁻¹

λ : Thermal conductivity in mW m⁻¹ °C⁻¹

η : Viscosity in $\mu\text{Pa s}$ (equal to 10⁻³ cP)

c_p : Specific heat at 25 °C in J g⁻¹ °C⁻¹

References

1. Lide, D. R., and Kehiaian, H. V., *CRC Handbook of Thermophysical and Thermochemical Data*, CRC Press, Boca Raton, FL, 1994.
2. Bruno, T. J., and Svoronos, P. D. N., *CRC Handbook of Basic Tables for Chemical Analysis*, 3rd Edition, CRC Press, Boca Raton, FL, 2011.

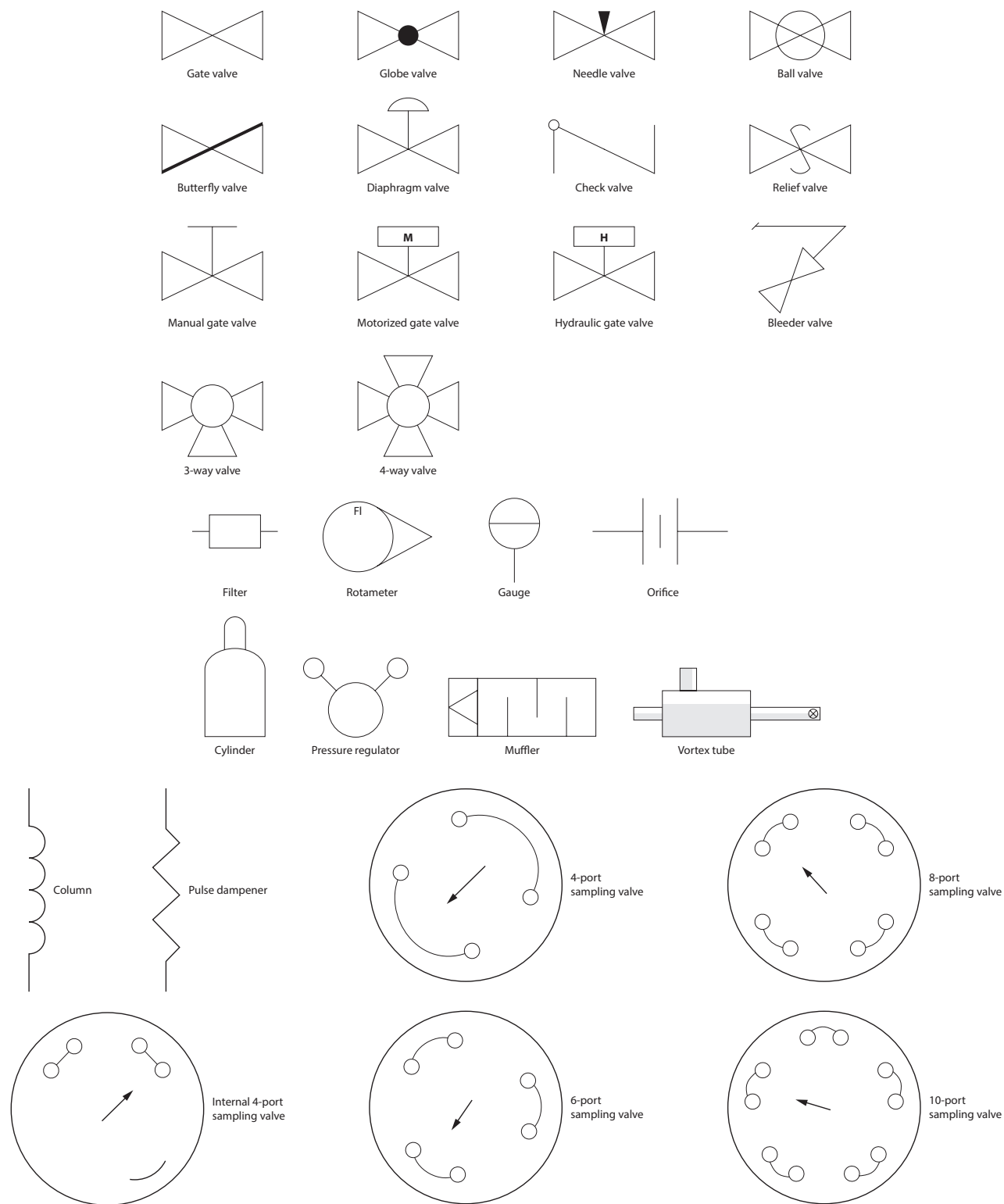
Gas	M_r	ρ_{25} g L ⁻¹	At 25 °C		At 250 °C		c_p (25 °C) J g ⁻¹ °C ⁻¹
			λ mW m ⁻¹ °C ⁻¹	η $\mu\text{Pa s}$	λ mW m ⁻¹ °C ⁻¹	η $\mu\text{Pa s}$	
Hydrogen	2.016	0.0824	185.9	8.9	280	13.1	14.3
Helium	4.003	0.1636	154.6	19.9	230	29.5	5.20
Argon	39.95	1.6329	17.8	22.7	27.7	35.3	0.521
Nitrogen	28.01	1.1449	25.9	17.9	39.6	26.8	1.039
Oxygen	32.00	1.3080	26.2	20.7	42.6	31.8	0.919
Carbon monoxide	28.01	1.1449	24.8	17.8	40.7	26.5	1.039
Carbon dioxide	44.01	1.7989	16.7	14.9	35.5	24.9	0.843
Sulfur hexafluoride	146.05	5.9696	13.1	28.1	15.3	24.8	0.664
Methane	16.04	0.6556	34.5	11.1	75.0	17.6	2.23
Ethane	30.07	1.2291	20.9	9.4	57.7	15.5	1.75
Ethylene	28.05	1.1465	20.5	10.3	53.8	17.2	1.53
Propane	44.10	1.8025	17.9	8.3	49.2	14.0	1.67

COMMON SYMBOLS USED IN GAS AND LIQUID CHROMATOGRAPHIC SCHEMATIC DIAGRAMS

Thomas J. Bruno

The literature of gas and liquid chromatography frequently contains schematic diagrams that depict analytical apparatus and peripherals. The interpretation of such diagrams can be facilitated by

the following graphics that show the most common symbols used to represent chromatographic components.



STATIONARY PHASES FOR POROUS-LAYER OPEN TUBULAR COLUMNS

Thomas J. Bruno and Paris D. N. Svoronos

The practical application of solid adsorbents in capillary chromatography typically makes use of porous-layer open tubular (PLOT) columns. Early capillary PLOT columns suffered from detector spiking due to particulates becoming dislodged and entering the detector. This was resolved by placing a short length of a polymeric column (usually polydimethyl siloxane) as a particle trap before the detector; however, recent advances in manufacturing methods have resulted in nearly complete binding of particles on the inside of the column. In this table, several of the more common PLOT column stationary phases are listed, along with the separations that may be affected and some additional information. The maximum temperatures listed represent the point of severe resolution loss. The materials are often chemically stable to much higher temperatures. The user should also be aware that the adsorption of water during use will often change retention characteristics dramatically, sometimes resulting in a reversal of positions of adjacent peaks. This can result from traces of water in the carrier gas. Due to surface adsorption of

solutes, some experimentation with temperature may be necessary to prevent tailing or to avoid statistical correlation (or a propagating error) among replicate analyses (Ref. 5). Note that PLOT columns have been used in HPLC for the separation of large molecules such as proteins; this table is limited to smaller molecules.

References

1. Jeffery, P. G., and Kipping, P. J., *Gas Analysis by Gas Chromatography*, Pergamon Press, Oxford, 1972.
2. Cowper, C. J., and DeRose, A. J., *The Analysis of Gases by Chromatography*, Pergamon Press, Oxford, 1983.
3. Breck, D. W., *Zeolite Molecular Sieves*, John Wiley & Sons, New York, 1973.
4. Poole, C. F., *The Essence of Chromatography*, Elsevier, Amsterdam, 2003.
5. Bruno, T. J., and Svoronos, P. D. N., *CRC Handbook of Basic Tables for Chemical Analysis*, 3rd Ed., CRC Press, Boca Raton, FL, 2011.

Phase	Max. Temp./°C	Separation Affected	Notes
Silica gel	250	H ₂ , Air, CO, C ₁ to C ₉ , normal hydrocarbons, alkenes and alkynes, inorganic gases, volatile ethers	Very hydrophilic; requires activation; can be unpredictable; largely replaced by porous polymers; bonded versions are suitable for use with GC-MS, because of the absence of particles.
Alumina, deactivated with KCl	250	C ₁ to C ₈ hydrocarbons, especially useful for resolution of propadiene and butadiene from ethylene and propylene	Least polar of the alumina phases; lowest retention of olefins relative to the corresponding paraffin; specified in many standard methods.
Alumina, deactivated with Na ₂ SO ₄	250	C ₁ to C ₈ hydrocarbons, resolves acetylene from butane and propylene from isobutane	Medium and high polarity phases are available among the alumina phases; specified in many standard methods.
Cyclodextrins	260	Light hydrocarbons (C ₁ to C ₁₀) and halocarbons	α- and β-cyclodextrins have been used; care should be taken with halocarbon analysis, due to the potential of HF contamination of the sample. See the information on cyclodextrin phases in Ref. 5.
Styrene – divinylbenzene	250	C ₁ to C ₉ hydrocarbons; paraffins up to C ₁₂ ; CO from air, ethers, sulfur gases, water	See the information on porous polymers in Ref. 5.
Divinylbenzene ethylene glycol dimethacrylate	280	C ₁ to C ₇ hydrocarbon isomers; CO ₂ , CH ₄ , amines, common solvents, alcohols, aldehydes, ketones	More polar than styrene – divinyl benzene phases.
Molecular sieve, 5A	350	Air and light gas analysis; H ₂ , O ₂ , N ₂ , (CH ₄ , CO, NO, SF ₆ co-elute); thick film phase can resolve Ar from O ₂ at 35 °C; deuterated hydrocarbons	Synthetic calcium aluminosilicate (zeolite) having an effective pore diameter of 0.5 nm CO ₂ is adsorbed strongly; 5A usually gives the best results of all synthetic zeolites; thick and thin film columns are available.
Molecular sieve, 13X	350	Same separations as those performed on 5A, but with C ₁ to C ₉ , alkanes, alkenes, and alkynes being separated as well	Sodium aluminosilicate (zeolite), having a larger pore size than 0.5 nm, thus producing lower retention times and less resolution; 28.6% (mass/mass) water capacity.
Monolithic carbon	350	C ₁ to C ₉ hydrocarbon isomers; acetylene in ethylene; methane	Phase consists of a bonded carbon monolith; historically more suitable for use with GC-MS, because of the absence of particles.

COOLANTS FOR CRYOTRAPPING

Thomas J. Bruno and Paris D. N. Svoronos

The following table provides fluids (in some cases mixtures) that can be used to chill trapping sorbents (or any cold trap) for the purge and trap sampling of solutes (Refs. 1–4). In each case the ratio is mass/mass. Practical use of these methods can require optimization and proper insulation.

References

1. Gordon, A. J., and Ford, R. A., *The Chemists Companion – A Handbook of Practical Data, Techniques and References*, Wiley Interscience, New York, 1972.
2. Bruno, T. J., Chromatographic Cryofocusing and Cryotrapping with the Vortex Tube, *J. Chromatogr. Sci.* 32, 112, 1994.
3. Bruno, T. J., Simple, Quantitative Headspace Analysis by Cryoadsorption on a Short Alumina PLOT Column, *J. Chromatogr. Sci.* 47, 1, 2009.
4. Bruno, T. J., and Svoronos, P. D. N., *CRC Handbook of Basic Tables for Chemical Analysis*, 3rd Ed., CRC Press, Boca Raton, FL, 2011.

Coolant	Temperature/°C
Crushed ice + sodium chloride (3 : 1)	–21
Crushed ice + calcium chloride (1.2 : 2)	–39
Vortex tube	–40
Liquid nitrogen + butyl amine (slush)	–50
Crushed ice + calcium chloride (1.4 : 2)	–55
Liquid nitrogen + chloroform (1 : 1)	–63
Liquid nitrogen + tert-butylamine (slush)	–68
Dry ice	–78
Liquid nitrogen + acetone (slush)	–95
Liquid nitrogen + ethanol (slush)	–120
Liquid nitrogen + methylcyclohexane (slush)	–126
Liquid nitrogen + pentane (slush)	–131
Liquid nitrogen + 1,5-hexadiene (slush)	–141
Liquid nitrogen + isopentane (slush)	–160
Liquid argon	–186
Liquid nitrogen	–196

PROPERTIES OF COMMON CROSS-LINKED SILICONE STATIONARY PHASES

Thomas J. Bruno and Paris D. N. Svoronos

Modern gas chromatography is most often performed with high efficiency capillary (open tubular) columns coated with a cross-linked polymeric stationary phase. We provide chromatographic data on the two most common cross-linked phases (Ref. 1). These data are useful for the interpretation of chromatograms, and for quality control and assurance. The retention indices presented in these tables were measured at 120 °C isothermally. Retention indices are temperature dependent; the temperature dependence of the Kovats' indices have been studied for many compounds (Ref. 2). For more extensive information on other cross-linked phases, other silicone phases, mesogenic phases, and solid sorbents, the reader is advised to consult Ref. 1.

References

1. Bruno, T. J., and Svoronos, P. D. N., *CRC Handbook of Basic Tables for Chemical Analysis*, 3rd Edition, CRC Press, Boca Raton, FL, 2011.
2. Bruno, T. J., Wertz, K. H., and Caciari, M., *Anal. Chem.* 68, 1347, 1996.

Phase: 5% Phenyl Dimethylpolysiloxane

Temperature Ranges:

- 60 °C to 325 °C isothermally, –60 °C to 350 °C programmed for < 0.32 mm I.D. columns
- 60 °C to 300 °C isothermally, –60 °C to 320 °C programmed for 0.53 mm I.D. columns
- 60 °C to 260/280 °C for >2.0 µm films

Similar Phases:

DB-5, Ultra-2, SPB-5, CP-Sil 8 CB, Rtx-5, BP-5, OV-5, 007-2 (MPS-5), SE-52, SE-54, XTI-5, PTE-5, HP-5MS, ZB-5, AT-5, MDN-5

Notes: This phase is probably the most commonly used stationary phase in gas chromatography, because it combines boiling point separation with a minor contribution of a specific interaction; typically used as the first phase in any method development; versatile for hydrocarbons and more polar compounds.

Probe Compound	McReynolds Constant	McReynolds Code	Kovats Retention Index
Hexane			600
1-Butanol	66	y'	656
Benzene	31	x'	684
2-Pentanone	61	z'	688
Heptane			700
1,4-Dioxane	64	L	718
2-Methyl-2-pentanol	41	H	731
1-Nitropropane	93	u'	745
Pyridine	62	s'	761
Octane			800
Iodobutane	22	J	840
2-Octyne	35	K	876
Nonane			900
Decane			1000

Phase: Dimethylpolysiloxane

Temperature Range:

- 60 °C to 325 °C for normal operations, periodic operation to 350 °C can be used to facilitate column clean-up
- 60 °C to 260/280 °C for >2.0 µm films

Similar Phases:

DB-1, OV-1, HP-1, DB-1ms, HP-1ms, Rtx-1, Rtx-1ms, CP-Sil 5 CB Low Bleed/MS, MDN-1, AT-1

Notes: Useful for the separation of hydrocarbons, pesticides, PCBs, phenols, sulfur compounds, flavors and fragrances, and some amines; columns are typically stable and low bleed; a good all-purpose column used to begin method development protocols.

Probe Compound	McReynolds Constant	McReynolds Code	Kovats Retention Index
Hexane			600
1-Butanol	54	y'	644
Benzene	16	x'	669
2-Pentanone	44	z'	671
Heptane			700
1,4-Dioxane	46	L	700
2-Methyl-2-pentanol	31	H	721
1-Nitropropane	62	u'	714
Pyridine	44	s'	743
Octane			800
Iodobutane	3	J	821
2-Octyne	23	K	864
Nonane			900
Decane			1000

DETECTORS FOR GAS CHROMATOGRAPHY

Thomas J. Bruno and Paris D. N. Svoronos

The following table provides some comparative data to aid in interpreting results from the more common detectors applied to capillary and packed column gas chromatography (Refs. 1 to 8). For more detailed information regarding operation and interpretation of results, see Ref. 8.

References

1. Hill, H.H., and McMinn, D., eds., *Detectors for Capillary Chromatography*, John Wiley & Sons, New York, 1992.
2. Buffington, R., and Wilson, M. K., *Detectors for Gas Chromatography - a Practical Primer*, Hewlett Packard Corp., Avondale, PA, 1987.
3. Buffington, R., *GC-Atomic Emission Spectroscopy using Microwave Plasmas*, Hewlett Packard Corp., Avondale, PA, 1988.
4. Liebrand, R. J., Ed., *Basics of GC/IRD and GC/IRD/MS*, Hewlett Packard Corp., Avondale, PA, 1993.
5. Bruno, T. J., *Sep. Purif. Method* 29, 63, 2000.
6. Bruno, T. J., *Sep. Purif. Method* 29, 27, 2000.
7. Sevcik, J., Detectors in Gas Chromatography, *Journal of Chromatography Library*, Vol. 4, Elsevier, Amsterdam, 1976.
8. Bruno, T. J., and Svoronos, P. D. N., *CRC Handbook of Basic Tables for Chemical Analysis*, 3rd Edition, CRC Press, Boca Raton, FL, 2011.

Detector	Limit of Detection	Linearity	Selectivity	Comments
Thermal conductivity detector (TCD, katharometer)	1×10^{-10} g propane (in helium carrier gas)	1×10^6	Universal response, concentration detector	Ultimate sensitivity depends on analyte thermal conductivity difference with carrier gas Since thermal conductivity is temperature dependent, response depends on cell temperature Wire selection depends on chemical nature of analyte Helium is recommended as carrier and make-up gas. When analyzing mixtures containing hydrogen, one can use a mixture of 8.5% (mass/mass) hydrogen in helium
Gas density balance detector (GADE)	1×10^{-9} g, H_2 with SF_6 as carrier gas	1×10^6	Universal response, concentration detector	Response and sensitivity are based on difference in relative molecular mass of analyte with that of the carrier gas; approximate calibration can be done on the basis of relative density The sensing elements (hot wires) never touch sample, thus making GADE suitable for the analysis of corrosive analytes such as acid gases; gold sheathed tungsten wires are most common Best used with SF_6 as a carrier gas, switched between nitrogen when analyses are required Detector can be sensitive to vibrations, and should be isolated on a cushioned base
Flame ionization detector (FID)	1×10^{-11} g to 1×10^{-10} g	1×10^7	Organic compounds with C-H bonds	Ultimate sensitivity depends on the number of C-H bonds on analyte Nitrogen is recommended as carrier gas and make-up gas to enhance sensitivity Sensitivity depends on carrier, make-up and jet gas flow-rates Column must be positioned 1 mm to 2 mm below the base of the flame tip Jet gases must be of high purity
Nitrogen-phosphorous detector (NPD, thermionic detector, alkali flame ionization detector)	4×10^{-13} g to 1×10^{-11} g of nitrogen compounds 1×10^{-13} g to 1×10^{-12} g of phosphorous compounds	1×10^4	10^5 to 10^6 by mass selectivity of N or P over carbon	Does not respond to inorganic nitrogen such as N_2 or NH_3 Jet gas flow rates are critical to optimization Response is temperature dependent Used for trace analysis only, and is very sensitive to contamination Avoid use of phosphate detergents or leak detectors Avoid tobacco use nearby Solvent-quenching is often a problem
Electron capture detector (ECD)	5×10^{-14} g to 1×10^{-12} g	1×10^4	Selective for compounds with high electron affinity, such as chlorinated organics; concentration detector	Sensitivity depends on number of halogen atoms on analyte Used with nitrogen or argon/methane (95/5, mass/mass) carrier and make-up gases Carrier and make-up gases must be pure and dry The radioactive ^{63}Ni source is subject to regulation and periodic inspection

Detector	Limit of Detection	Linearity	Selectivity	Comments
Flame photometric detector (FPD)	2×10^{-11} g of sulfur compounds, 9×10^{-13} g of phosphorous compounds	1×10^3 for sulfur compounds 1×10^4 for phosphorous compounds	10^5 to 1 by mass selectivity of S or P over carbon	Hydrocarbon quenching can result from high levels of CO_2 in the flame Self-quenching of S and P analytes can occur with large samples Gas flows are critical to optimization Response is temperature dependent Condensed water can be a source of window fogging and corrosion
Photoionization detector (PID)	1×10^{-12} g to 1×10^{-11} g	1×10^7	Depends on ionization potentials of analytes	Used with lamps with energies of 10.0 eV to 10.2 eV Detector will have response to ionizable compounds such as aromatics and unsaturated organics, some carboxylic acids, aldehydes, esters, ketones, silanes, iodo- and bromoalkanes, alkylamines and amides, and some thiocyanates
Sulfur chemiluminescence detector (SCD)	1×10^{-12} g of sulfur in sulfur compounds	1×10^4	10^7 by mass selectivity of S over carbon	Equimolar response to all sulfur compounds to within 10% Requires pure hydrogen and oxygen combustion gases Instrument generates ozone <i>in situ</i> , which must be catalytically destroyed at detector outlet Catalyst operates at 950 °C to 975 °C Detector operated at reduced pressure (10^{-3} Pa)
Electrolytic conductivity detector (ECD, Hall detector)	10×10^{-13} g to 1×10^{-12} g of chlorinated compounds, 2×10^{-12} g of sulfur compounds, 4×10^{-12} g of nitrogen compounds	1×10^6 for chlorinated compounds, 10^4 for sulfur and nitrogen compounds	10^6 by mass selectivity of Cl over carbon, 10^5 to 10^6 by mass selectivity of S and N over carbon	Only high purity solvents should be used Carbon particles in conductivity chamber can be problematic Frequent cleaning and maintenance is required Often used in conjunction with a photoionization detector For chlorine, use hydrogen as the reactant gas and n-propanol as the electrolyte For nitrogen or sulfur, hydrogen or oxygen can be used as reactant gas, and water or methanol as the electrolyte Ultrahigh purity reactant gases are required
Ion mobility detector (IMD)	1×10^{-12} g	1×10^3 to 1×10^4	10^3	Amenable to use in handheld instruments Linear dynamic range of 10^3 for radioactive sources and 10^5 for photo-ionization sources Selectivity depends on mobility differences of ions Has been used for a wide variety of compounds including amino acids, halogenated organics, explosives The radioactive ^{63}Ni source is subject to regulation and periodic inspection
Mass selective detector (MSD, mass spectrometer, MS)	1×10^{-11} g (single ion monitoring) 1×10^{-8} g (scan mode)	1×10^5	Universal	Quadrupole, multiple quadrupole, ion trap, time of flight, and magnetic sector instruments available (see separate table entitled: "Varieties of Hyphenated Gas Chromatography with Mass Spectrometry") Must operate under moderate vacuum (1×10^{-4} Pa) Requires a molecular jet separator to operate with packed columns Amenable to library searching for qualitative identification Requires tuning of electronic optics over the entire m/e range of interest
Infrared detector (IRD)	1×10^{-9} g of a strong infrared absorber	1×10^3	Universal for compounds with mid-infrared active functionality	A costly and temperamental instrument that requires high purity carrier gas, a nitrogen purge of optical components (purified air will, in general, not be adequate) Must be isolated from vibrations Presence of carbon dioxide is a typical impurity band at 2200 cm^{-1} to 2300 cm^{-1} Requires frequent cleaning and optics maintenance Amenable to library searching for qualitative identification
Atomic emission detector (AED)	1×10^{-13} g to 2×10^{-11} g of each element	1×10^3 to 1×10^4	10^3 to 10^5 , element to element	Requires the use of ultra high purity carrier and plasma gases Plasma produced in a microwave cavity operated at 2450 MHz Scavenger gases (H_2 , O_2) are used as dopants Photodiode array is used to detect emitted radiation

VARIETIES OF HYPHENATED GAS CHROMATOGRAPHY WITH MASS SPECTROMETRY

Thomas J. Bruno

Because of the very powerful and common application of mass spectrometry with gas chromatography, the various technologies warrant more detailed consideration (Refs. 1 to 4). The following table provides basic information on the capabilities and applicability of the most common approaches. Clearly, the use of the single quadrupole is by far the most prevalent and economical method, but the other techniques are important and advantageous. We exclude methods that are typically not interfaced with gas chromatographic separations and that are highly specific in research settings (such as ion cyclotron mass spectrometry, and combined quadrupoles beyond the triple quad, and the various hybrid sector-quad-time of flight-ion trap combinations) that are used in fundamental ion chemistry research. We also exclude magnetic sector instruments that are seldom used with chromatography.

References

1. March, R. E., and Todd, J. E., *Quadrupole Ion Trap Mass Spectrometry*, Wiley-Interscience, New York, 2005.
2. Portoles, T., Sancho, J. V., Hernandez, A., Newton, A., and Hancock, P., Potential of Atmospheric Chemical Ionization source in GC-QTOF for Pesticide Residue Analysis, *J. Mass Spectrom.* 45, 926, 2010.
3. Busch, K. L., Glish, G. L., and McLuckey, S. A., *Mass Spectrometry Mass Spectrometry: Techniques and Applications of Tandem Mass Spectrometry*, VCH Publishers, New York, 1988.
4. Wong, P. S., and Cooks, R. G., Ion Trap Mass Spectrometry, *Curr. Sep.* 16, 85, 1997.

Method (with accepted acronyms and abbreviations)	Modes	Advantages	Limitations
Gas Chromatography Mass Spectrometry GC-MS (single quadrupole, SQ)	Scan, selected ion monitoring (SIM) and Scan/SIM	Relatively simple and relatively inexpensive; compound identification by library search; dynamic range = 10^5 , but typically limited to $>10^4$; mass/charge range = 10^3 to 10^4 , resolution (at $m/z = 1000$) 10^3 to 10^4 for most ions; well-developed hardware and software; used in standard protocols.	Co-elution of compounds compromise library identifications; often user must interpret fragmentation patterns; SIM mode provides higher sensitivity but for target ions only, sensitivity decreases with increasing number of SIM ions; Scan/SIM methods must balance scan and SIM sensitivity requirements.
Gas Chromatography-Mass Spectrometry GC-MS (ion trap, IT)	Scan or selected ion monitoring (SIM); tandem MS-MS; gas or liquid chemical ionization	High sensitivity, compact design; tandem mass spectrometry is possible; dynamic range = 10^4 , but typically limited to $<10^4$; mass/charge range = 10^4 to 10^5 , resolution (at $m/z = 1000$) 10^3 ; well-developed hardware and software; used in standard protocols.	Space charge effects can lead to relatively poor dynamic range, however, for "clean" samples, the dynamic range can be as high as single quadrupole units; specific libraries are limited; SIM is for target ions only with a sensitivity lower than that obtainable by a SIM analysis via single quadrupole, above; MS-MS analyses are limited to approximately 120 to 150 compounds per analysis; MS-MS analysis is typically slower than that done with a tandem MS-MS (process is done in time rather than space).
Gas Chromatography (time of flight) Mass Spectrometry, low resolution GC-TOF	Scan or selected ion monitoring	Identification possible with good chromatographic separations, dynamic range = 10^4 , mass/charge range = 10^5 , resolution (at $m/z = 1000$) 10^3 to 10^4	Unit mass resolution limits identification capability; libraries are limited; if chromatographic separation is poor, comprehensive (GCXGC) might be needed; cannot distinguish neutral losses.
Comprehensive Gas Chromatography (time of flight) Mass Spectrometry, low resolution GCXGC-TOF	Scan or selected ion monitoring; normal column configuration (nonpolar – polar) or reversed column configuration (polar – nonpolar)	Identification possible with good chromatographic separations in two dimensions on a nonpolar (long) and a polar (short) column; identification of families with help of principal component analysis tools; dynamic range = 10^4 , mass/charge range = 10^5 , resolution (at $m/z = 1000$) 10^3 to 10^4 , well-developed hardware and software; used in standard protocols.	Unit mass resolution limits identification capability; libraries are limited; GCXGC may not remedy all aspects of component coelution.

Method (with accepted acronyms and abbreviations)	Modes	Advantages	Limitations
Gas Chromatography Mass Spectrometry (triple quadrupole) GC-MS(QQQ, or QqQ)	Multiple and selected reaction monitoring	Provides product and precursor ion scans; very sensitive for target compounds or functional groups; developed to provide enhanced daughter ion resolution; relatively simple construction with straightforward scanning procedures; no high voltage arcing; dynamic range = 10^5 , mass/charge range = 10^3 to 10^4 , resolution (at $m/z = 1000$) $10^3 - 10^4$.	Unit mass, making identification ambiguous due to multiple structures as source of breakdown mass; empirical formula determination can be difficult, spectra and fragmentations must often be interpreted manually; full scan data can be acquired (similar to the single quad procedure) by turning off the collision cell.
Gas Chromatography (time of flight) Mass Spectrometry, high resolution GC-TOF	Scan or selected ion monitoring, tandem MS-M	Might obviate the need for GCXGC separations with accurate mass determinations; deconvolution software can aid in identification of multiple components under peaks; sensitivity intermediate between multiple reaction monitoring and product ion scan of a QQQ; dynamic range = 10^4 , mass/charge range = 10^5 , resolution (at $m/z = 1000$) 10^3 to 10^4 .	Very large data files (currently approaching 2 Gb), software is currently developmental.
Gas Chromatography Tandem Mass Spectrometry GC-QTOF	Scan or selected ion monitoring, tandem MS-MS	Might obviate the need for GCXGC separations with accurate mass determinations; isolation of parent ions and subsequent fragmentation provides identification; will detect any daughter ion passed into the TOF; sensitivity intermediate between multiple reaction monitoring and product ion scan of a QQQ dynamic range = 10^4 , mass/charge range = 10^5 , resolution (at $m/z = 1000$) 10^3 to 10^4 .	Large data files are produced; Sophisticated software is needed for processing and deconvolution; requires accurate mass and high resolution.

SOLID-PHASE MICROEXTRACTION SORBENTS

Thomas J. Bruno and Paris D. N. Svoronos

While trapping sorbents have been used for many years in headspace analysis (most commonly with gas chromatography), the modern techniques of solid-phase microextraction (SPME) are particularly applicable to survey analyses (Ref. 1). In the following tables, we provide information for the selection and application of the various fibers, modifications to fiber materials, and data on salting out reagents (Refs. 1 to 5). For information on other trapping sorbents, chelating agents, resins, and polymeric phases used for headspace analysis, please consult Ref. 1.

References

1. Bruno, T. J., and Svoronos, P. D. N., *CRC Handbook of Basic Tables for Chemical Analysis*, 3rd Ed., CRC Press, Boca Raton, FL, 2011.
2. Haynes, W. M., Ed., *CRC Handbook of Chemistry and Physics*, 95th Ed., CRC Press, Boca Raton, FL, 2011.
3. *NIST Chemistry Web Book*, www.webbook.nist.gov/chemistry/, 2009.
4. Machata, G., *Clin. Chem. Newsletter* 4, 29, 1972.
5. Ioffe, B. V., and Vitenberg, A. G., *Head Space Analysis and Related Methods in Gas Chromatography*, Wiley Interscience, New York, 1983.
6. Fritz, J. S., *Analytical Solid-Phase Extraction*, Wiley-VCH, New York, 1999.

Fiber Selection Criteria

The main fiber selection parameters are polarity and relative molecular mass. The table below provides general guidelines on the applicability of available fibers relative to these two parameters. The fibers are characterized by the extraction mechanism, either adsorption or absorption. Adsorbent fibers contain particles suspended in polydimethyl siloxane (PDMS) or polyethylene glycol (PEG, Carbowax).

Fiber	Type of Fiber	Polarity	RMM Range
7 µm PDMS	Absorbent	Nonpolar	150–700
30 µm PDMS	Absorbent	Nonpolar	80–600
85 µm Polyacrylate	Absorbent	Moderately polar	60–450
100 µm PDMS	Absorbent	Nonpolar	55–400
50 µm Carbowax (PEG)	Adsorbent	Polar	50–400
PDMS-DVB	Adsorbent	Bipolar	50–350
Carbowax-DVB	Adsorbent	Polar	50–350
PDMS-DVB-Carboxen	Adsorbent	Bipolar	40–270
PDMS-Carboxen	Adsorbent	Bipolar	35–180
Carbopak Z-PDMS	Adsorbent	Nonpolar	50–500

PDMS – Polydimethylsiloxane

DVB – Divinylbenzene (3 µm to 5 µm particles)

PEG – Polyethylene glycol

Carboxen – Carboxen 1006 (contains micro-, meso-, and macro-tapered pores) (3 µm to 5 µm particles)

RMM Range – Relative molecular mass range that is the ideal range for optimum extraction. Ranges can be extended by varying extraction times, but results will not be optimized

Phase Material Characteristics

Polydimethylsiloxane (PDMS):

Similar in properties to the OV-1 or SE-30 silicone phases (Ref. 1); non-polar fluid suitable for non-polar or slightly polar analytes; thicker coatings extract more analyte, but require longer extraction times; thicker coatings may show carryover effects; useful for hydrocarbons, aldehydes, ketones, and esters.

Polyacrylate:

Rigid solid material; moderate polarity; diffusion of analytes through bulk is relatively slow because of rigidity of material; relatively higher desorption temperatures required because of rigidity of material; can be oxidized easily at higher temperatures; must use oxygen-free carrier gas and ensure gas chromatographic system is leak-free; fibers are very solvent resistant; darkens to a brown color upon exposure to temperatures in excess of 280 °C, but fiber is generally still usable until color becomes black; useful for alcohols.

Carbowax (polyethylene glycol, PEG):

Similar in properties to the PEG coatings used extensively in chromatography; moderately polar; highly crosslinked to counteract water solubility; sensitive to attack by oxygen at temperatures in excess of 220 °C, at which point the fiber will darken and become powdery; requires use of high purity carrier gas (typically He at 99.999 % mass/mass) treated for oxygen contamination.

Divinylbenzene (DVB):

Similar to the properties of divinylbenzene porous polymer phases; higher polarity than Carbowax, and when combined with Carbowax results in a more polar phase; like polyacrylate, it is a solid particle that must be carried in a liquid to coat on a fiber.

Carboxen:

Similar to the material used in Carboxen porous-layer open tubular (PLOT) columns; structure has an approximately even distribution of macro-, meso-, and micro-pores, making it valuable for smaller analytes; larger analytes can show hysteresis that must be addressed by desorption at 280 °C; useful for hydrocarbons, ethers, aldehydes, and ketones.

Extraction Capability of Solid-Phase Microextraction Sorbents

This table shows the extraction capability of the fibers for acetone, a small, moderately polar analyte, for 4-nitrophenol, a medium size polar analyte, and benzo(GH)perylene, a large nonpolar analyte. This provides a general guideline for fiber selection.

Fiber	Approx. Linear Conc. Range Acetone 10 min Ext ^a (FID)	Approx. Linear Conc. Range 4-Nitrophenol 20 min Ext ^b (GC/MS)	Approx. Linear Conc. Range Benzo(GHI) Perylene 20 min Ext
7 μ m PDMS	100 ppm and up	Not extracted	100 ppt to 500 ppb
30 μ m PDMS	10 ppm and up	10 ppm and up	100 ppt to 10 ppm
85 μ m Polyacrylate	1 ppm to 1000 ppm	5 ppb to 100 ppm	500 ppt to 10 ppm
100 μ m PDMS	500 ppb to 1000 ppm	500 ppb to 500 ppm	500 ppt to 10 ppm
50 μ m Carbowax (PEG)	1 ppm to 1000 ppm	5 ppb to 50 ppm	25 ppb to 10 ppm
PDMS-DVB	50 ppb to 100 ppm	25 ppb to 10 ppm	10 ppb to 1 ppm
Carbowax-DVB	100 ppb to 100 ppm	5 ppb to 10 ppm	50 ppb to 5 ppm
PDMS-DVB-Carboxen	25 ppb to 10 ppm	50 ppb to 10 ppm	100 ppb to 1 ppm poorly desorbed
PDMS-Carboxen	5 ppb to 5 ppm	100 ppb to 10 ppm	Not desorbed
Carbopak Z-PDMS	10 ppm to 500 ppm	5 ppm to 100 ppm	500 ppt to 100 ppb

Note: In each case, the concentration is expressed on a mass basis (e.g., ppm mass/mass).

^a Water sample contains 25% NaCl (mass/mass)

^b Water sample contains 2% NaCl (mass/mass) acidified to pH = 2 with 0.05 M phosphoric acid

1 ppm = 1 part in 1×10^6

1 ppb = 1 part in 1×10^9

1 ppt = 1 part in 1×10^{12}

Typical Phase Volumes of SPME Fiber Coatings

Fiber Coating Thickness/Type	Type of Fiber Core	Fiber Core Diameter/mm	Phase Volume/mm ³ or μ L
PDMS	Fused silica	0.110	0.612
100 μ m PDMS	Metal	0.130	0.598
30 μ m PDMS	Fused silica	0.110	0.132
30 μ m PDMS	Metal	0.130	0.136
7 μ m PDMS	Fused silica	0.110	0.028
7 μ m PDMS	Metal	0.130	0.030
85 μ m PA	Fused silica	0.110	0.543
60 μ m PEG	Metal	0.130	0.358
15 μ m Carbopak Z/PDMS	Metal	0.130	0.068
65 μ m PDMS/DVB	Fused silica	0.120	0.418
65 μ m PDMS/DVB	Proprietary	0.130	0.440
65 μ m PDMS/DVB	Metal	0.130	0.440
75 μ m Carboxen-PDMS	Fused silica	0.120	0.502
85 μ m Carboxen-PDMS	Proprietary	0.130	0.528
85 μ m Carboxen-PDMS	Metal	0.130	0.528
50/30 μ m DVB/Carboxen	Metal		
Carboxen layer		0.130	0.151
DVB layer		0.190	0.377
50/30 μ m DVB/Carboxen	Metal		
Carboxen layer		0.130	0.151
DVB layer		0.190	0.377
60 μ m PDMS-DVB HPLC	Proprietary	0.160	0.459

Bonded-Phase Modified Silica Substrates for Solid-Phase Extraction

The following table provides the most commonly used bonded-phase modified silica substrates used in solid-phase extraction

(Ref. 6). Additional information on many of these materials can be found in the table entitled "More Common HPLC Stationary Phases" in the HPLC chapter of Ref. 2.

Phase	Polarity of Phase	Designation
Octadecyl, endcapped	Strongly apolar	C18ec
Octadecyl	Strongly apolar	C18
Octyl	Apolar	C8
Ethyl	Slightly polar	C2
Cyclohexyl	Slightly polar	CH
Phenyl	Slightly polar	PH
Cyanopropyl	Polar	CN
Diol	Polar	2OH
Silica gel	Polar	SiOH
Carboxymethyl	Weak cation exchanger	CBA
Aminopropyl	Weak anion exchanger	NH ₂
Propylbenzene sulfonic acid	Strong cation exchanger	SCX
Trimethylaminopropyl	Strong anion exchanger	SAX

Salting-Out Reagents for Headspace Analysis

The following table provides data on the common salts used for salting out in chromatographic headspace analysis, as applied to direct injection methods and to solid-phase microextraction. Data are provided for the most commonly available salts, although others are possible. Sodium citrate, for example, occurs as the dihydrate and the pentahydrate. The pentahydrate is not as stable as the dihydrate, however, and dries out on exposure to air, forming

cakes. Potassium carbonate occurs as the dihydrate, trihydrate, and sesquihydrate; however, data are provided only for the anhydrous material. The solubility is provided as the number of grams that can dissolve in 100 mL of water at the indicated temperature. The vapor enhancement cited is the degree of increase of the concentration of vapor over the solution of a 2 % (mass/mass) ethanol solution in water at 60 °C.

Salt	Formula	Rel. Mol. Mass	Density/g cm ⁻³	Solubility/g mL ⁻¹ H ₂ O		Vapor Enhancement
				Cold Water	Hot Water	
Potassium carbonate	K ₂ CO ₃	138.21	2.428 at 14 °C	112 ^a	156 ^b	8
Ammonium sulfate	(NH ₄) ₂ SO ₄	132.13	1.769 at 50 °C	70.6 ^c	103.8 ^b	5
Sodium citrate (dihydrate)	Na ₃ C ₆ H ₅ O ₇ × 2H ₂ O	294.10		72 ^d	167 ^b	5
Sodium chloride	NaCl	58.44	2.165 ^e	37.5 ^a	39.12 ^b	3
Ammonium chloride	NH ₄ Cl	53.49	1.527	29.7 ^c	75.8 ^b	2

^a 20 °C

^b 100 °C

^c 0 °C

^d 25 °C

^e Specific gravity, 25 °C/4 °C

GAS CHROMATOGRAPHIC RETENTION INDICES

Thomas J. Bruno

The interpretation of results from chromatographic measurements can often be augmented with an appropriate mathematical treatment of the solute retention that is observed. The goal of the treatment is to make the resulting metric as independent of the instrument as possible. A typical situation that arises from analysis by gas chromatography with mass spectrometry is that the library search routine produces "hits" that are ambiguous if not nonsensical (Ref. 1). The correct interpretation of the mass spectrum must then be done manually (Refs. 2, 3), and the mass spectral data should be augmented by additional analytical techniques. The specific techniques that should be used must be determined on a case-by-case basis by a qualified person. One additional datum that is typically already present in gas chromatography with mass spectrometry detection is chromatographic retention. The raw datum from a chromatographic measurement is a retention time, t_r , of each eluted peak, and a corresponding intensity. Here, we will not treat other aspects of the output, such as the width and shape of the chromatographic signal. The retention time (for a given stationary phase) is dependent on the column temperature, column pressure, column geometry (length and inside diameter; phase ratio), and ambient (atmospheric) pressure.

If the volumetric carrier gas flow rate (at the column exit) is measured and multiplied by the retention time, the retention volume, V_R , is obtained. The adjusted retention volume, V_R' , is the retention volume corrected for the void volume (or mobile phase holdup) of the column. It is obtained by simply subtracting the retention volume of an unretained solute (V_M):

$$V_R' = V_R - V_M \quad (1)$$

While it is possible to calculate the corresponding adjusted retention time, t_r' , by subtracting the retention time of the unretained peak, t_m , it is better to work with volumes since average flow-rate variations between individual analyses are then accounted for. Note that with each level of refinement beyond the raw retention time, a facet of instrument dependence from the resulting parameter is removed. V_R is independent of the flow rate; V_R' is, further, independent of column geometry. Continuing with this approach, the net retention volume, V_N , is defined, by applying a factor, j , to account for the pressure drop across the column:

$$V_N = jV_R' \quad (2)$$

where j is usually the Martin-James compressibility factor³:

$$j = \frac{3}{2} \left[\frac{\left(\frac{P_i}{P_o} \right)^2 - 1}{\left(\frac{P_i}{P_o} \right)^3 - 1} \right] \quad (3)$$

In Eq. 3, P_i is the inlet pressure (absolute) and P_o is the outlet pressure (usually atmospheric pressure). The net retention volume is important because it is independent of the inlet and outlet pressures, as well as being independent of the carrier gas flow rate and column geometry.

The specific retention volume, V_g , corrects the net retention volume for the amount of stationary phase actually on the column, and the column temperature is adjusted or corrected to 0 °C:

$$V_g = (273.15) \frac{V_N}{(W_s T_{col})} \quad (4)$$

where T_{col} is the column temperature (in K), and W_s is the mass of the stationary phase in the column. The V_g value is a characteristic for a particular solute on a particular stationary phase, and is instrument independent. This is a quantity that may be compared from instrument to instrument, and laboratory to laboratory with a high level of confidence provided the stationary phase used is a single, pure compound or a well characterized mixture. If the mass of the stationary phase is not known, or is not meaningful, one may use the net retention volume directly, or one may correct the net retention volume to a column temperature of 0 °C (represented by V_N^0) by simply not including the term for W_s (that is, setting it equal to unity).

It is also extremely valuable to calculate a relative retention, $r_{a/b}$:

$$r_{a/b} = \left(\frac{V_g^b}{V_g^a} \right) = \left(\frac{V_N^b}{V_N^a} \right) \quad (5)$$

where the numerical superscripts refer to the retention volumes of solutes "a" and "b." In this case, solute "a" is a reference compound. The relative retention is dependent only on the column temperature and the type of stationary phase. For reasons of operational simplicity, this parameter is usually one of the best to use for qualitative analysis. It can account for small differences in the column temperature, stationary phase considerations, column history, and minor disturbances in the carrier gas flow rate. It is possible to account for the column temperature by plotting the logarithm of the retention parameters against $1/T$, where T is the thermodynamic temperature. The column pressure is accounted for by variations in the volume measurement; therefore, there is no pressure dependence to these parameters.

We can go beyond the simple retention parameters discussed earlier to incorporate a logarithmic interpolation on a uniform scale by use of the Kovats' retention index (Ref. 4). The isothermal Kovats' retention index is calculated by use of the following defining equation:

$$I_{\text{sample}}(T) = 100 \left[\frac{\log X_s - \log X_L}{\log X_H - \log X_L} + n_L \right] \quad (6)$$

Here, I_{sample} is the dimensionless Kovats' retention index that is a function of both temperature and the stationary phase employed. The terms represented by X are retention parameters of the sample and standards. Following this convention, X_s is the retention parameter of the sample under consideration. Any retention parameter, such as the adjusted retention time, t' , the net retention volume, V_N , the adjusted net retention volume, V_N^0 , and the relative retentions, $r_{a/b}$, can be used. X_s is the retention parameter of the sample under consideration, X_L is the retention parameter of a normal alkane (that is, straight chain or unbranched) of carbon number n_L that elutes earlier than the sample, and X_H is the retention parameter of a normal alkane having a carbon number greater than $n_L + 1$ that elutes after the sample. The retention index of a sample is, therefore, 100 multiplied by the carbon number of a hy-

pothetical normal alkane that shows the same retention parameter on the stationary phase at that temperature. Thus, a sample that has a retention index of 785, for example, would co-elute with a hypothetical normal alkane that has 7.85 carbon atoms. By definition, the retention indices of the normal alkanes (on any stationary phase) are equal to 100 multiplied by the carbon number. Thus, for *n*-hexane, $I = 600$, and so on for the other *n*-alkanes in this homologous series. The zero point in the scale is defined for hydrogen, for which $I = 0$. Kovats' retention indices have been determined for selected compounds on the most common stationary phases [Refs. 5-7].

The temperature dependence of I for a given sample is known to follow a hyperbolic form similar to the familiar Antoine equation used to represent vapor pressure:

$$I_{\text{sample}}(T) = A + \frac{B}{(T+C)} \quad (7)$$

In this equation, A , B , and C are empirically determined constants, and T is the temperature (in °C). A nonlinear fitting routine should be used to determine these constants. When retention indices are available for at least three temperatures, initial values for A , B , and C can be determined by use of the following equations:

$$C = \frac{(T_2 - T_1)(I_3 T_3 - I_1 T_1) + (T_3 - T_1)(I_1 T_1 - I_2 T_2)}{(T_3 - T_1)(I_2 - I_1) - (T_2 - T_1)(I_3 - I_1)}, \quad (8)$$

$$A = \frac{I_2 T_2 - I_1 T_1 + C(I_2 - I_1)}{T_2 - T_1}, \quad (9)$$

$$B = (I_2 - A)(T_2 + C). \quad (10)$$

In these equations, I_1 , I_2 , and I_3 are retention indices of the sample measured at temperatures T_1 , T_2 , and T_3 . When additional retention indices are available at other temperatures, we advocate the use of minimum deviation estimates from these three equations to furnish the starting values for the nonlinear fit. When retention indices at four temperatures are available, the best starting values are obtained from the I_1 , I_2 , and I_3 triplet that minimizes the deviation with the experimental value with that produced by Eq. 7. This approach provides the fastest convergence, and also helps avoid converging to local minima. Predictions made by use of Eq. 7

can be used for retention indices within the measured temperature range as well as extrapolation somewhat beyond that range on a case-by-case basis.

It is also of value to report and use the temperature dependence as a slope coefficient, $\delta I_{\text{sample}}/10^\circ\text{C}$, the variation of I_{sample} for a particular stationary phase over a particular temperature range. While not as reliable as the Antoine-type fit, this coefficient is useful for predictions within the range of the measured results.

In all of the above discussion, one must understand that the column temperature is fixed. The Kovats' retention indices can be made applicable to temperature programmed analysis by use of

$$I = 100 \times \left[n + (N - n) \frac{t_{r(\text{unknown})} - t_{r(n)}}{t_{r(N)} - t_{r(n)}} \right], \quad (11)$$

where I is the retention index, n is the number of carbon atoms in the smaller *n*-alkane, N is the the number of carbon atoms in the larger *n*-alkane, and t_r is the retention time of the indicated peak.

A useful alternative to the Kovats' system is the Lee retention index (isothermal and temperature dependent), based on the polynuclear aromatic hydrocarbon (PAH) standard compounds: naphthalene ($I = 200$), phenanthrene ($I = 300$), chrysene ($I = 400$), and picene or benzo(g,h,i)perylene ($I = 500$). Isothermal (and temperature-dependent) Kovats' and Lee retention indices for many compounds are tabulated in the NIST Chemistry Web Book (Ref. 8).

References

1. NIST/EPA/NIH (NIST 11) Mass Spectral Database, NIST Standard Reference Database 1A, National Institute of Standards and Technology, Standard Reference Data Program, Gaithersburg, MD, 20899, 2011.
2. Bruno, T. J., and Svoronos, P. D. N., *CRC Handbook of Fundamental Spectroscopic Correlation Charts*, CRC Press, Boca Raton, FL, 2006.
3. Bruno, T. J., and Svoronos, P. D. N., *CRC Handbook of Basic Tables for Chemical Analysis*, 3rd. Edition, CRC Press, Boca Raton, FL, 2011.
4. Kovats, E., *Helv. Chim. Acta* 41, 1915, 1958.
5. Lubek, A. J., and Sutton, D. L., *J. High Res. Chromatogr. and Chromatogr. Commun.* 6, 328, 1983.
6. Bruno, T. J., Wertz, K. H., and Caciai, M., *Anal. Chem.* 68, 1347, 1996.
7. Miller, K. E., and Bruno, T. J., *J. Chromatogr. A* 1007, 117, 2003.
8. NIST Chemistry Web Book, NIST Standard Reference Database Number 69, *Standard Reference Data Program, National Institute of Standards and Technology*, Gaithersburg, MD, 20899, 2012.

ELUOTROPIC VALUES OF SOLVENTS ON OCTADECYLSILANE AND OCTYLSILANE

Thomas J. Bruno and Paris D. N. Svoronos

The following table provides, for comparative and interpretive purposes, eluotropic values on bonded octadecylsilane (ODS) and octylsilane (OS) for common solvents used in HPLC (Refs. 1–3). For additional information on common, specific and chiral stationary phases for HPLC, and for solvents, derivatizing reagents, and detectors, see Ref. 3.

References

1. Krieger, P. A., *High Purity Solvent Guide*, Burdick and Jackson Laboratories, McGaw Park, IL, 1984.
2. Ahuja, S., *Trace and Ultratrace Analysis by HPLC*, John Wiley & Sons, New York, 1992.
3. Bruno, T. J., and Svoronos, P. D. N., *CRC Handbook of Basic Tables for Chemical Analysis*, 3rd Ed., CRC Press, Boca Raton, FL, 2011.

Solvent	Eluotropic Value,	
	ODS	OS
Acetic acid	—	2.7
Acetone	8.8	9.3
Acetonitrile	3.1	3.3
1,4-Dioxane	11.7	13.5
Dimethyl-formamide	7.6	9.4
Methanol	1.0	1.0
Ethanol	3.1	3.2
1-Propanol	10.1	10.8
2-Propanol	8.3	8.4
Tetrahydrofuran	3.7	—

INSTABILITY OF HPLC SOLVENTS

Thomas J. Bruno and Paris D. N. Svoronos

Solvents that are commonly used in high performance liquid chromatography frequently have inherent chemical instabilities that must be considered when designing an analysis, or in the interpretation of results (Refs. 1–4). In many cases, such solvents are obtainable with stabilizers added to control the instability or to slow the reaction. Reactive solvents that do not have stabilizers must be used quickly or be given proper treatment. In either case, it is important to understand that the solvents (as they may be used in an analysis) are not necessarily pure materials.

Although not specifically considered below, the preparation of aqueous-organic solvents for HPLC can cause the introduction of impurities. Mixing acetonitrile and water is endothermic and can sometimes exacerbate air dissolution. Buffers are also a special case in that the pH can change due to exposure to air and

the development of microbes (Ref. 4). Buffers should be used the same day of preparation and often incorporate the preservative sodium metabisulfite.

References

1. Sadek, P. C., *The HPLC Solvent Guide*, 2nd Ed., Wiley Interscience, New York, 2002.
2. Bruno, T. J., and Straty, G. C., *J. Res. Natl. Bur. Stds. (U.S.)* 91, 135, 1986.
3. Straty, G. C., Palavra, A. M. F., and Bruno, T. J., *Int. J. Thermophys.* 7, 1077, 1986.
4. Bruno, T. J., and Svoronos, P. D. N., *CRC Handbook of Basic Tables for Chemical Analysis*, 3rd Ed., CRC Press, Boca Raton, FL, 2011.

Solvent	Contaminants, Reaction Products	Stabilizers
Ethers		
Diethyl ether	Peroxides ¹	2–3% (vol/vol) ethanol ² 1–10 ppm (mass/mass) BHT (1.5–3.5% ethanol) + (0.2–0.5% water) + (5–10 ppm (mass/mass) BHT)
Isopropyl ether	Peroxides ¹	0.01% (mass/mass) hydroquinone 5–100 ppm (mass/mass) BHT
1,4-Dioxane	Peroxides ¹	25–1500 ppm (mass/mass) BHT
Tetrahydrofuran	Peroxides ¹	25–250 ppm (mass/mass) BHT
Chlorinated Alkanes		
Chloroform	Hydrochloric acid, chlorine, phosgene (CCl ₂ O)	0.5–1% (vol/vol) ethanol 50–150 ppm (mass/mass) amylene ³ various ethanol amylene blends
Dichloromethane	Hydrochloric acid, chlorine, phosgene (CCl ₂ O)	25 ppm (mass/mass) amylene 25 ppm (mass/mass) cyclohexene 400–600 ppm (mass/mass) methanol various amylene methanol blends
Alcohols		
Ethanol	Water, numerous denaturants are commonly added	
Methanol	Water; formal dehydrate (at elevated temperature)	
Acetone	Diacetone alcohol, and higher oligomers	

Note: BHT — 2,6-di-*tert*-butyl-p-cresol.

¹ The peroxide concentration that is usually considered hazardous is 250 ppm (mass/mass).

² Ethanol does not actually stabilize diethyl ether, nor is it a peroxide scavenger, although it was thought to be so in the past. It is still available in chromatographic solvents to preserve the utility of retention relationships and analytical methods.

³ Amylene is a generic name for 2-methyl-2-butene.

DETECTORS FOR LIQUID CHROMATOGRAPHY

Thomas J. Bruno and Paris D. N. Svoronos

The following table provides some comparative data for interpretation of results from the more common detectors applied to high-performance liquid chromatography (Refs. 1-6). In general, the operational parameters provided are for optimized systems, and represent the maximum obtainable in terms of sensitivity and linearity. In this table, the molar extinction coefficient is represented by ϵ .

References

1. Pryde, A., and Gilbert, M. T., *Applications of High Performance Liquid Chromatography*, Chapman and Hall, London, 1979.
2. Hamilton, R. J., and Sewell, P. A., *Introduction to High Performance Liquid Chromatography*, Chapman and Hall, London, 1977.
3. Ahuja, S., *Trace and Ultratrace Analysis by HPLC*, Chemical Analysis Series, John Wiley and Sons, New York, 1991.
4. Snyder, L. R., Kirkland, J. J., and Glajch, J., *Practical HPLC Method Development*, John Wiley and Sons, New York, 1997.
5. Bruno, T. J., *Sep. Purif. Meth.* 29, 63, 2000.
6. Bruno, T. J., and Svoronos, P. D. N., *CRC Handbook of Basic Tables for Chemical Analysis*, 3rd. Edition, CRC Press, Boca Raton, FL, 2011.

Detector	Sensitivity	Linearity	Selectivity	Comments
Ultraviolet spectrophotometer	1×10^{-9} g (for compounds of $\epsilon = 10\,000$ to $20\,000$)	1×10^4	For UV-active functionalities, on the basis of absorptivity.	Relatively insensitive to flow and temperature fluctuations; non-destructive, useful with gradient elution; use mercury lamp for 254 nm, and quartz-iodine lamp for 350 nm to 700 nm; often a diode-array instrument is used to obtain entire UV-vis spectrum.
Refractive index detector (RID)	1×10^{-7} g	1×10^4	Universal, dependent on refractive-index difference with mobile phase	Relatively insensitive to flow fluctuations, but sensitive to temperature fluctuations; non-destructive, cannot be used with gradient elution; solvents must be degassed to avoid bubble formations; laser-based RI detectors offer higher sensitivity.
Fluorometric detector	1×10^{-11} g	1×10^5	For fluorescent species with conjugated bonding and/or aromaticity	Relatively insensitive to temperature and flow fluctuations; non-destructive; can be used with gradient elution; often, chemical derivatization is done on analytes to form fluorescent species; uses deuterium lamp for 190 nm to 400 nm, or tungsten lamp for 350 nm to 600 nm.
Electrochemical detectors				
Amperometric	1×10^{-9} g	1×10^4	Responds to -OH functionalities	Used for aliphatic and aromatic -OH compounds, amines, and indoles; pulsed potential units are most sensitive, can be used with gradient elution and organic mobile phases; senses compounds in oxidative or reductive modes; mobile phases must be highly pure and purged of O_2 .
Conductivity detector	1×10^{-9} g	2×10^4	Specific to ionizable compounds	Uses post-column derivatization to produce ionic species; especially useful for certain halogen, sulfur, and nitrogen compounds
Mass spectrometers	Interface dependent	Interface dependent	Universal, within limits imposed by interface	Complex, expensive devices highly dependent on an efficient interface; electrospray and thermospray interfaces are most common; linear response is difficult to achieve.

SOLVENTS FOR ULTRAVIOLET SPECTROPHOTOMETRY

This table lists some solvents commonly used for sample preparation for ultraviolet spectrophotometry. The properties given are:

- λ_c : cutoff wavelength, below which the solvent absorption becomes excessive.
 ϵ : dielectric constant (relative permittivity); the temperature in °C is given as a superscript.
 t_b : normal boiling point.

References

1. Bruno, T. J., and Svoronos, P. D. N., *CRC Handbook of Basic Tables for Chemical Analysis*, 3rd Edition, CRC Press, Boca Raton, FL, 2011.
2. *Landolt-Börnstein, Numerical Data and Functional Relationships in Science and Technology, New Series, IV/6, Static Dielectric Constants of Pure Liquids and Binary Liquid Mixtures*, Springer-Verlag, Heidelberg, 1991.

Name	λ_c/nm	ϵ	$t_b/^\circ\text{C}$
Acetic acid	260	6.20 ²⁰	117.9
Acetone	330	21.01 ²⁰	56.0
Acetonitrile	190	36.64 ²⁰	81.6
Benzene	280	2.28 ²⁰	80.0
2-Butanol	260	17.26 ²⁰	99.5
Butyl acetate	254	5.07 ²⁰	126.1
Carbon disulfide	380	2.63 ²⁰	46
Carbon tetrachloride	265	2.24 ²⁰	76.8
1-Chlorobutane	220	7.28 ²⁰	78.6
Chloroform	245	4.81 ²⁰	61.1
Cyclohexane	210	2.02 ²⁰	80.7
1,2-Dichloroethane	226	10.42 ²⁰	83.5
Dichloromethane	235	8.93 ²⁵	40
Diethyl ether	218	4.27 ²⁰	34.5
<i>N,N</i> -Dimethylacetamide	268	38.85 ²¹	165
<i>N,N</i> -Dimethylformamide	270	38.25 ²⁰	153
Dimethyl sulfoxide	265	47.24 ²⁰	189
1,4-Dioxane	215	2.22 ²⁰	101.5
Ethanol	210	25.3 ²⁰	78.2
Ethyl acetate	255	6.08 ²⁰	77.1
Ethylene glycol dimethyl ether	240	7.30 ²⁴	85
Ethylene glycol monoethyl ether	210	13.38 ²⁵	135
Ethylene glycol monomethyl ether	210	17.2 ²⁵	124.1
Glycerol	207	46.53 ²⁰	290
Heptane	197	1.92 ²⁰	98.5
Hexadecane	200	2.05 ²⁰	286.8
Hexane	210	1.89 ²⁰	68.7
Methanol	210	33.0 ²⁰	64.6
Methylcyclohexane	210	2.02 ²⁰	100.9
Methyl ethyl ketone	330	18.56 ²⁰	79.5
Methyl isobutyl ketone	335	13.11 ²⁰	116.5
2-Methyl-1-propanol	230	17.93 ²⁰	107.8
<i>N</i> -Methyl-2-pyrrolidone	285	32.55 ²⁰	202
Nitromethane	380	37.27 ²⁰	101.1
Pentane	210	1.84 ²⁰	36.0
Pentyl acetate	212	4.79 ²⁰	149.2
1-Propanol	210	20.8 ²⁰	97.2
2-Propanol	210	20.18 ²⁰	82.3
Pyridine	330	13.26 ²⁰	115.2
Tetrachloroethylene	290	2.27 ³⁰	121.3
Tetrahydrofuran	220	7.52 ²²	65
Toluene	286	2.38 ²³	110.6
1,1,2-Trichloro-1,2,2-trifluoroethane	231	2.41 ²⁵	47.7
2,2,4-Trimethylpentane	215	1.94 ²⁰	99.2
Water	191	80.10 ²⁰	100.0
<i>o</i> -Xylene	290	2.56 ²⁰	144.5
<i>m</i> -Xylene	290	2.36 ²⁰	139.1
<i>p</i> -Xylene	290	2.27 ²⁰	138.3

CORRELATION TABLE FOR ULTRAVIOLET ACTIVE FUNCTIONALITIES

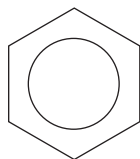
Thomas J. Bruno and Paris D. N. Svoronos

The following table presents a correlation between common chromophoric functional groups and the expected absorptions from ultraviolet (UV) spectrophotometry. While not as informative as infrared correlations, UV can often provide valuable qualitative information. In these tables, λ_{\max} is the wavelength in nm at which the maximum absorption occurs, and ϵ_{\max} is the extinction coefficient.

References

- Willard, H. H., Merritt, Jr., L. L., Dean, J. A., and Settle, F. A., *Instrumental Methods of Analysis*, 7th Edition, Wadsworth Publishing Co., Belmont, CA, 1988.
- Silverstein, R. M., and Webster, F. X., *Spectrometric Identification of Organic Compounds*, 6th Edition, Wiley, New York, 1998.
- Lambert, J. B., Shurvell, H. F., Lightner D. A., Verbit, L. and Cooks, R. G., *Organic Structural Spectroscopy*, Prentice Hall, Upper Saddle River, NJ, 1998.
- Bruno, T. J., and Svoronos, P. D. N., *CRC Handbook of Basic Tables for Chemical Analysis*, 3rd Edition, CRC Press, Boca Raton, FL, 2011.
- Woodward, R. B., *J. Am. Chem. Soc.* 63, 1123, 1941.
- Woodward, R. B., *J. Am. Chem. Soc.* 64, 72, 1942.
- Woodward, R. B., *J. Am. Chem. Soc.* 64, 76, 1942.
- Fieser, L. F., and Fieser, M., *Natural Products Related to Phenanthrene*, Third Edition, Reinhold, New York, 1949.

Chromophore	Functional Group	λ_{\max}/nm	ϵ_{\max}	λ_{\max}/nm	ϵ_{\max}	λ_{\max}/nm	ϵ_{\max}
Ether	-O-	185	1000				
Thioether	-S-	194	4600	215	1600		
Amine	-NH ₂ -	195	2800				
Amide	-CONH ₂	<210	—				
Thiol	-SH	195	1400				
Disulfide	-S-S-	194	5500	255	400		
Bromide	-Br	208	300				
Iodide	-I	260	400				
Nitrile	-C≡N	160	—				
Acetylide (alkyne)	-C≡C-	175–180	6000				
Sulfone	-SO ₂ -	180	—				
Oxime	-NOH	190	5000				
Azido	>C=N-	190	5000				
Alkene	-C=C-	190	8000				
Ketone	>C=O	195	1000	270–285	18–30		
Thioketone	>C=S	205	strong				
Esters	-COOR	205	50				
Aldehyde	-CHO	210	strong	280–300	11–18		
Carboxyl	-COOH	200–210	50–70				
Sulfoxide	>S→O	210	1500				
Nitro	-NO ₂	210	strong				
Nitrite	-ONO	220–230	1000–2000	300–4000	10		
Azo	-N=N-	285–400	3–25				
Nitroso	-N=O	302	100				
Nitrate	-ONO ₂	270 (shoulder)	12				
Conjugated hydrocarbon	-(C=C) ₂ - (acyclic)	210–230	21 000				
Conjugated hydrocarbon	-(C=C) ₃ -	260	35 000				
Conjugated hydrocarbon	-(C=C) ₄ -	300	52 000				
Conjugated hydrocarbon	-(C=C) ₅ -	330	118 000				
Conjugated hydrocarbon	-(C=C) ₂ - (alicyclic)	230–260	3000–8000				
Conjugated hydrocarbon	C=C-C≡C	219	6500				
Conjugated system	C=C-C=N	220	23 000				
Conjugated system	C=C-C=O	210–250	10 000–20 000			300–350	weak
Conjugated system	C=C-NO ₂	229	9500				
Phenyl		184	46 700	202	6900	255	170



Chromophore	Functional Group	λ_{\max}/nm	ϵ_{\max}	λ_{\max}/nm	ϵ_{\max}	λ_{\max}/nm	ϵ_{\max}
Diphenyl				246	20 000		
Naphthalene		220	112 000	275	5600	312	175
Anthracene		252	199 000	375	7900		
Pyridine		174	80 000	195	6000	251	1700
Quinoline		227	37 000	270	3600	314	2750
Isoquinoline		218	80 000	266	4000	317	3500

Note: ϕ denotes a phenyl group.

Wavenumber Adjustments for Bathochromic Shifts (Woodward's Rules)

Conjugated systems show bathochromic shifts in their $\pi \rightarrow \pi^*$ transition bands. Empirical methods for predicting those shifts were originally formulated by Woodward (References 5–7) and Fieser and Fieser (Reference 8). This section includes the most important conjugated system rules. The reader should consult References 6 and 8 for more details on how to apply the wavelength increment data.

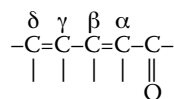
(a) Rules for Diene Absorption

Base value for diene: 214 nm

Increments for each (in nm):

Heteroannular diene	+ 0
Homoannular diene	+39
Extra double bond	+30
Alkyl substituent or ring residue	+5
Exocyclic double bond	+5
Polar groups:	
–OOCR	+0
–OR	+6
–S–R	+30
halogen	+5
–NR ₂	+60
λ Calculated	= Total

(b) Rules for Enone Absorption*



Base value for acyclic (or six-membered) α,β -unsaturated ketone: 215 nm

Base value for five-membered α,β -unsaturated ketone: 202 nm

Base value for α,β -unsaturated aldehydes: 210 nm

Base value for α,β -unsaturated esters or carboxylic acids: 195 nm

Increments for each (in nm):

Heteroannular diene	+0
Homoannular diene	+39
Double bond	+30
Alkyl group:	
α –	+10
β –	+12
γ – and higher	+18
Polar groups:	
–OH	
α –	+35
β –	+30
δ –	+50
–OOCR	
$\alpha, \beta, \gamma, \delta$	+6
–OR	
α –	+35
β –	+30
γ –	+17
δ –	+31
–SR	
β –	+85
–Cl	
α –	+15
β –	+12
–Br	
α –	+25
β –	+30
–NR ₂	
β –	+95
Exocyclic double bond	+5
λ Calculated	= Total

*Solvent corrections should be included. These are: water (–8), chloroform (+1), dioxane (+5), ether (+7), hexane (+11), and cyclohexane (+11). No correction is included for methanol or ethanol.

(c) Rules for monosubstituted benzene derivatives

Parent Chromophore (benzene): 250 nm

Substituent	Increment (in nm)
-R	-4
-COR	-4
-CHO	0
-OH	-16
-OR	-16
-COOR	-16

where R is an alkyl group, and the substitution is on C_6H_5- .

(d) Rules for disubstituted benzene derivatives

Parent Chromophore (benzene): 250 nm

Substituent	Increment (in nm)		
	<i>o</i> -	<i>m</i> -	<i>p</i> -
-R	+3	+3	+10
-COR	+3	+3	+10
-OH	+7	+7	+25
-OR	+7	+7	+25
-O ⁻	+11	+20	+78 (variable)
-Cl	+0	+0	+10
-Br	+2	+2	+15
-NH ₂	+13	+13	+58
-NHCOCH ₃	+20	+20	+45
-NHCH ₃	—	—	+73
-N(CH ₃) ₂	+20	+20	+85

R indicates an alkyl group.

WAVELENGTH-WAVENUMBER CONVERSION TABLE

Thomas J. Bruno and Paris D. N Svoronos

The following table provides a conversion between wavelength and wavenumber units, for use in infrared spectrophotometry (Refs. 1 and 2). Because spectra are presented in different formats, this table is an aid in interpretation.

References

1. Bruno, T. J., and Svoronos, P. D. N., *CRC Handbook of Basic Tables for Chemical Analysis*, 3rd Edition, CRC Press, Boca Raton, FL, 2011.
2. Bruno, T. J., and Svoronos, P. D. N., *CRC Handbook of Fundamental Spectroscopic Correlation Charts*, CRC Press, Boca Raton, FL, 2006.

Wavelength/ μm	Wavenumber/ cm^{-1}									
	0	1	2	3	4	5	6	7	8	9
2.0	5000	4975	4950	4926	4902	4878	4854	4831	4808	4785
2.1	4762	4739	4717	4695	4673	4651	4630	4608	4587	4566
2.2	4545	4525	4505	4484	4464	4444	4425	4405	4386	4367
2.3	4348	4329	4310	4292	4274	4255	4237	4219	4202	4184
2.4	4167	4149	4232	4115	4098	4082	4065	4049	4032	4016
2.5	4000	3984	3968	4953	3937	3922	3006	3891	3876	3861
2.6	3846	3831	3817	3802	3788	3774	3759	3745	3731	3717
2.7	3704	3690	3676	3663	3650	3636	3623	3610	3597	3584
2.8	3571	3559	3546	3534	3521	3509	3497	3484	3472	3460
2.9	3448	3436	3425	3413	3401	3390	3378	3367	3356	3344
3.0	3333	3322	3311	3300	3289	3279	3268	3257	3247	3236
3.1	3226	3215	3205	3195	3185	3175	3165	3155	3145	3135
3.2	3125	3115	3106	3096	3086	3077	3067	3058	3049	3040
3.3	3030	3021	3012	3003	2994	2985	2976	2967	2959	2950
3.4	2941	2933	2924	2915	2907	2899	2890	2882	2874	2865
3.5	2857	2849	2841	2833	2825	2817	2809	2801	2793	2786
3.6	2778	2770	2762	2755	2747	2740	2732	2725	2717	2710
3.7	2703	2695	2688	2681	2674	2667	2660	2653	2646	2639
3.8	2632	2625	2618	2611	2604	2597	2591	2584	2577	2571
3.9	2654	2558	2551	2545	2538	2532	2525	2519	2513	2506
4.0	2500	2494	2488	2481	2475	2469	2463	2457	2451	2445
4.1	2439	2433	2427	2421	2415	2410	2404	2398	2387	2387
4.2	2381	2375	2370	2364	2358	2353	2347	2342	2336	2331
4.3	2326	2320	2315	2309	2304	2299	2294	2288	2283	2278
4.4	2273	2268	2262	2257	2252	2247	2242	2237	2232	2227
4.5	2222	2217	2212	2208	2203	2198	2193	2188	2183	2179
4.6	2174	2169	2165	2160	2155	2151	2146	2141	2137	2132
4.7	2128	2123	2119	2114	2110	2105	2101	2096	2092	2088
4.8	2083	2079	2075	2070	2066	2062	2058	2053	2049	2045
4.9	2041	2037	2033	2028	2024	2020	2016	2012	2008	2004
5.0	2000	1996	1992	1988	1984	1980	1976	1972	1969	1965
5.1	1961	1957	1953	1949	1946	1942	1938	1934	1931	1927
5.2	1923	1919	1916	1912	1908	1905	1901	1898	1894	1890
5.3	1887	1883	1880	1876	1873	1869	1866	1862	1859	1855
5.4	1852	1848	1845	1842	1838	1835	1832	1828	1825	1821
5.5	1818	1815	1812	1808	1805	1802	1799	1795	1792	1788
5.6	1786	1783	1779	1776	1773	1770	1767	1764	1761	1757
5.7	1754	1751	1748	1745	1742	1739	1736	1733	1730	1727
5.8	1724	1721	1718	1715	1712	1709	1706	1704	1701	1698
5.9	1695	1692	1689	1686	1684	1681	1678	1675	1672	1669
6.0	1667	1664	1661	1668	1656	1653	1650	1647	1645	1642
6.1	1639	1637	1634	1631	1629	1626	1623	1621	1618	1616
6.2	1613	1610	1608	1605	1603	1600	1597	1595	1592	1590
6.3	1587	1585	1582	1580	1577	1575	1572	1570	1567	1565
6.4	1563	1560	1558	1555	1553	1550	1548	1546	1543	1541
6.5	1538	1536	1534	1531	1529	1527	1524	1522	1520	1517
6.6	1515	1513	1511	1508	1506	1504	1502	1499	1497	1495
6.7	1493	1490	1488	1486	1484	1481	1479	1477	1475	1473
6.8	1471	1468	1466	1464	1462	1460	1458	1456	1453	1451
6.9	1449	1447	1445	1443	1441	1439	1437	1435	1433	1431

Wavelength/ μm	Wavenumber/ cm^{-1}									
	0	1	2	3	4	5	6	7	8	9
7.0	1429	1427	1425	1422	1420	1418	1416	1414	1412	1410
7.1	1408	1406	1404	1403	1401	1399	1397	1395	1393	1391
7.2	1389	1387	1385	1383	1381	1379	1377	1376	1374	1372
7.3	1370	1368	1366	1364	1362	1361	1359	1357	1355	1353
7.4	1351	1350	1348	1346	1344	1342	1340	1339	1337	1335
7.5	1333	1332	1330	1328	1326	1325	1323	1321	1319	1318
7.6	1316	1314	1312	1311	1309	1307	1305	1304	1302	1300
7.7	1299	1297	1295	1294	1292	1290	1289	1287	1285	1284
7.8	1282	1280	1279	1277	1276	1274	1272	1271	1269	1267
7.9	1266	1264	1263	1261	1259	1258	1256	1255	1253	1252
8.0	1250	1248	1247	1245	1244	1242	1241	1239	1238	1236
8.1	1235	1233	1232	1230	1229	1227	1225	1224	1222	1221
8.2	1220	1218	1217	1215	1214	1212	1211	1209	1208	1206
8.3	1205	1203	1202	1200	1199	1198	1196	1195	1193	1192
8.4	1190	1189	1188	1186	1185	1183	1182	1181	1179	1178
8.5	1176	1175	1174	1172	1171	1170	1168	1167	1166	1164
8.6	1163	1161	1160	1159	1157	1156	1155	1153	1152	1151
8.7	1149	1148	1147	1145	1144	1143	1142	1140	1139	1138
8.8	1136	1135	1134	1133	1131	1130	1129	1127	1126	1125
8.9	1124	1122	1121	1120	1119	1117	1116	1115	1114	1112
9.0	1111	1110	1109	1107	1106	1105	1104	1103	1101	1100
9.1	1099	1098	1096	1095	1094	1093	1092	1091	1089	1088
9.2	1087	1086	1085	1083	1082	1081	1080	1079	1078	1076
9.3	1075	1074	1073	1072	1071	1070	1068	1067	1066	1065
9.4	1064	1063	1062	1060	1059	1058	1057	1056	1055	1054
9.5	1053	1052	1050	1049	1048	1047	1046	1045	1044	1043
9.6	1042	1041	1040	1038	1037	1036	1035	1034	1033	1032
9.7	1031	1030	1029	1028	1027	1026	1025	1024	1022	1021
9.8	1020	1019	1018	1017	1016	1015	1014	1013	1012	1011
9.9	1010	1009	1008	1007	1006	1005	1004	1003	1002	1001
10.0	1000	999	998	997	996	995	994	993	992	991
10.1	990	989	988	987	986	985	984	983	982	981
10.2	980	979	978	978	977	976	975	974	973	972
10.3	971	970	969	968	967	966	965	964	963	962
10.4	962	961	960	959	958	957	956	955	954	953
10.5	952	951	951	950	949	948	947	946	945	944
10.6	943	943	942	941	940	939	938	937	936	935
10.7	935	934	933	932	931	930	929	929	928	927
10.8	926	925	924	923	923	922	921	920	919	918
10.9	917	917	916	915	914	913	912	912	911	910
11.0	909	908	907	907	906	905	904	903	903	902
11.1	901	900	899	898	898	897	896	895	894	894
11.2	893	892	891	890	890	889	888	887	887	886
11.3	885	884	883	883	882	881	880	880	879	878
11.4	877	876	876	875	874	873	873	872	871	870
11.5	870	869	868	867	867	866	865	864	864	863
11.6	862	861	861	860	859	858	858	857	856	855
11.7	855	854	853	853	852	851	850	850	849	848
11.8	847	847	846	845	845	844	843	842	842	841
11.9	840	840	839	838	838	837	836	835	835	834
12.0	833	833	832	831	831	830	829	829	828	827
12.1	826	826	825	824	824	823	822	822	821	820
12.2	820	819	818	818	817	816	816	815	814	814
12.3	813	812	812	811	810	810	809	808	808	807
12.4	806	806	805	805	804	803	803	802	801	801
12.5	800	799	799	798	797	797	796	796	795	794
12.6	794	793	792	792	791	791	790	789	789	788
12.7	787	787	786	786	785	784	784	783	782	782
12.8	781	781	780	779	779	778	778	777	776	776
12.9	775	775	774	773	773	772	772	771	770	770

Wavelength/ μm	Wavenumber/ cm^{-1}									
	0	1	2	3	4	5	6	7	8	9
13.0	769	769	768	767	767	766	766	765	765	764
13.1	763	763	762	762	761	760	760	759	759	758
13.2	758	757	756	756	755	755	754	754	753	752
13.3	752	751	751	750	750	749	749	748	747	747
13.4	746	746	745	745	744	743	743	742	742	741
13.5	741	740	740	739	739	738	737	737	736	736
13.6	735	735	734	734	733	733	732	732	731	730
13.7	730	729	729	728	728	727	727	726	726	725
13.8	725	724	724	723	723	722	722	721	720	720
13.9	719	719	718	718	717	717	716	716	715	715
14.0	714	714	713	713	712	712	711	711	710	710
14.1	709	709	708	708	707	707	706	706	705	705
14.2	704	704	703	703	702	702	702	701	701	700
14.3	699	699	698	698	697	697	696	696	695	695
14.4	694	694	693	693	693	692	692	691	691	690
14.5	690	689	689	688	688	687	687	686	686	685
14.6	685	684	684	684	683	683	682	682	681	681
14.7	680	680	679	679	678	678	678	677	677	676
14.8	676	675	675	674	674	673	673	672	672	672
14.9	671	671	670	670	669	669	668	668	668	667

MIDDLE-RANGE INFRARED ABSORPTION CORRELATION CHARTS

Thomas J. Bruno and Paris D.N. Svoronos

The following charts provide characteristic middle-range infrared absorptions obtained from particular functional groups on molecules (Refs. 1 and 2). These include a general mid-range correlation chart, a chart for aromatic absorptions, and a chart for carbonyl moieties. Charts for near infrared absorptions and for inorganic moieties can be found in the cited references.

References

1. Bruno, T. J. and Svoronos, P. D. N., *CRC Handbook of Basic Tables for Chemical Analysis*, 3rd Edition, CRC Press, Boca Raton, FL, 2011.
2. Bruno, T. J., and Svoronos, P. D. N., *CRC Handbook of Fundamental Spectroscopic Correlation Charts*, CRC Press, Boca Raton, FL, 2006.

Notes:

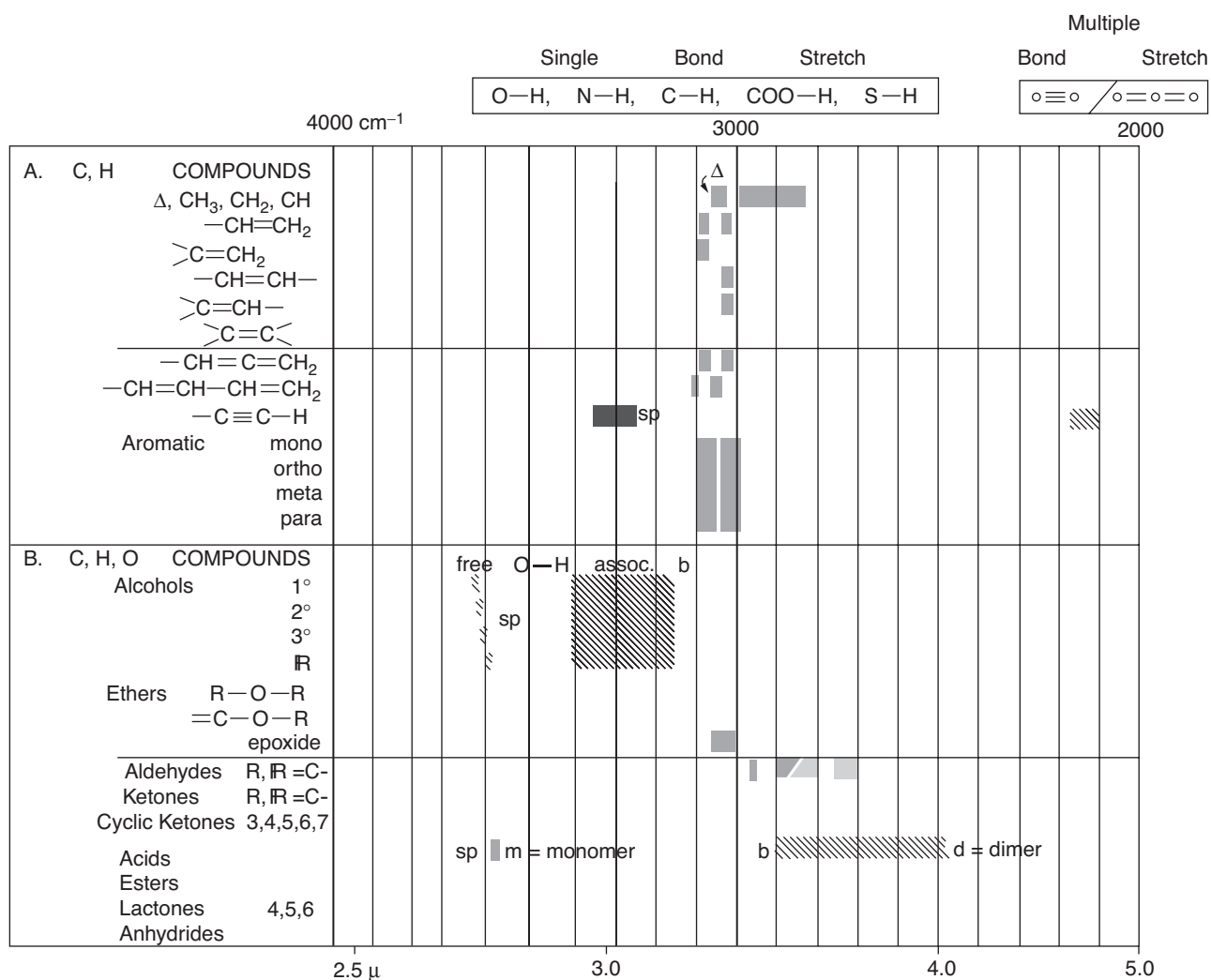
AR = aromatic
b = broad
sd = solid
sn = solution
sp = sharp
? = unreliable

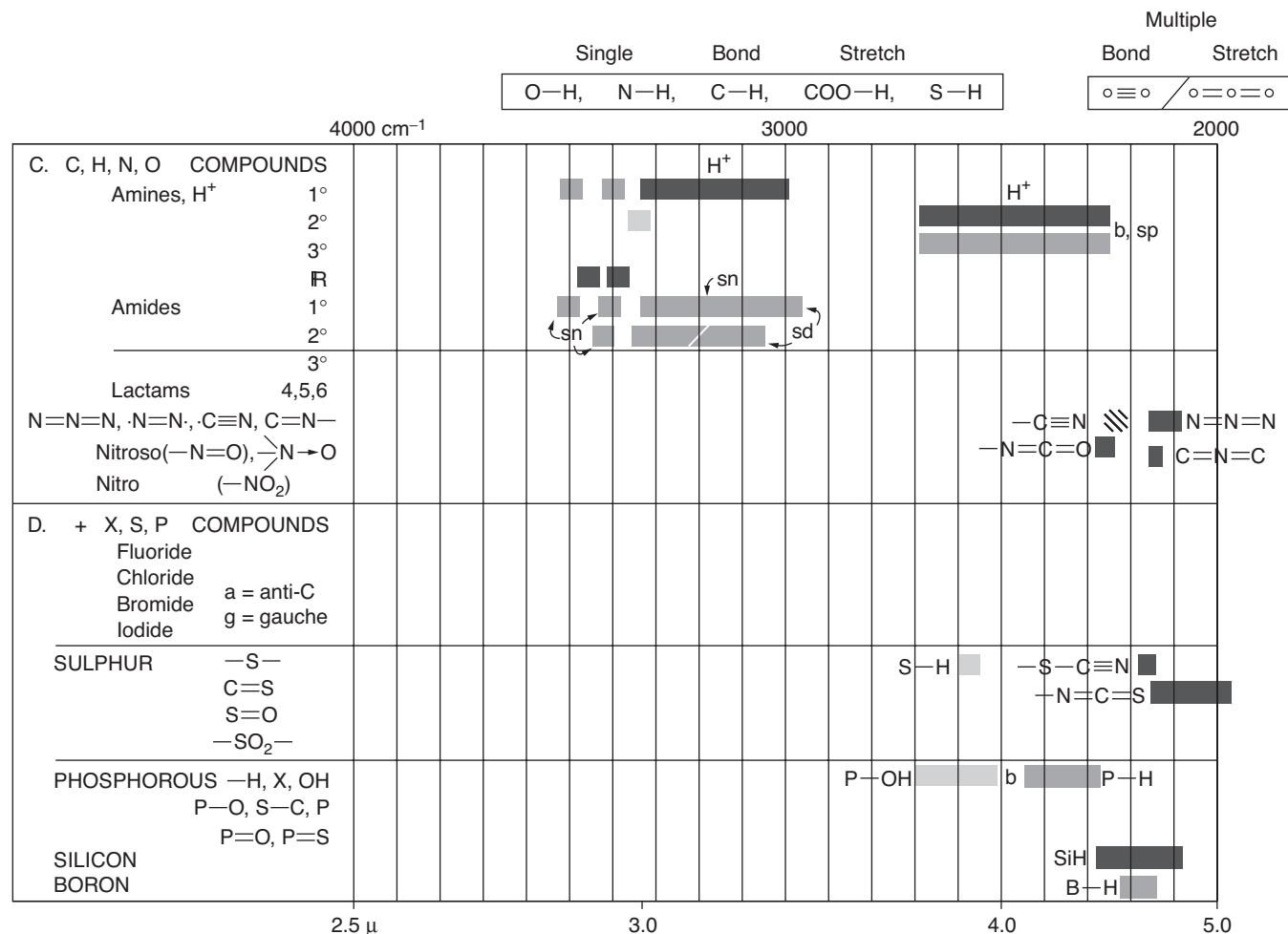
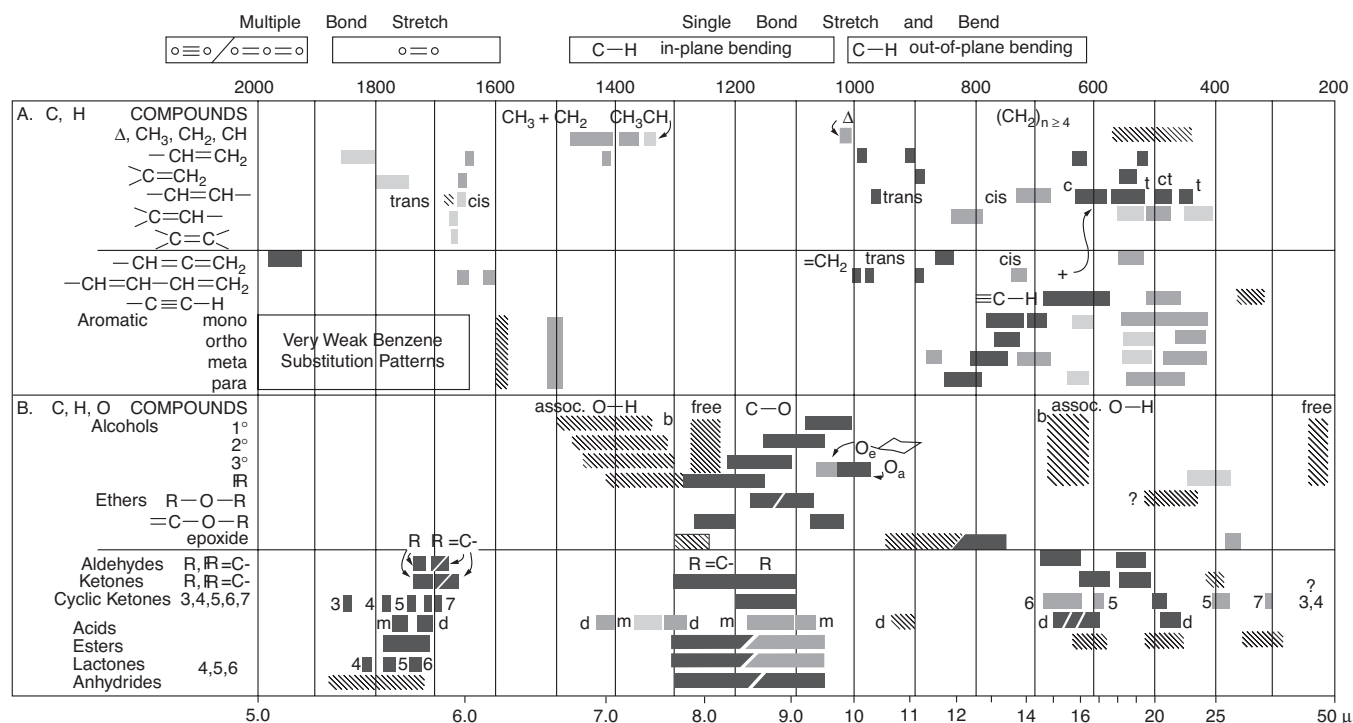
Strong

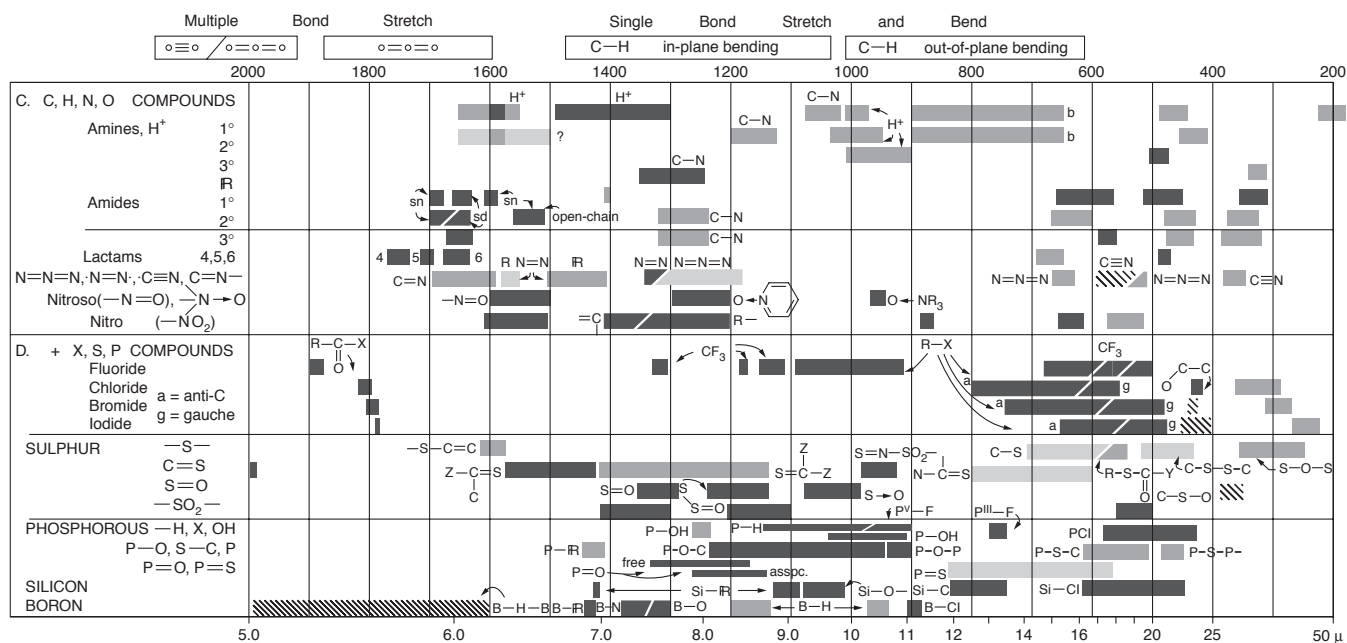
Medium

Weak

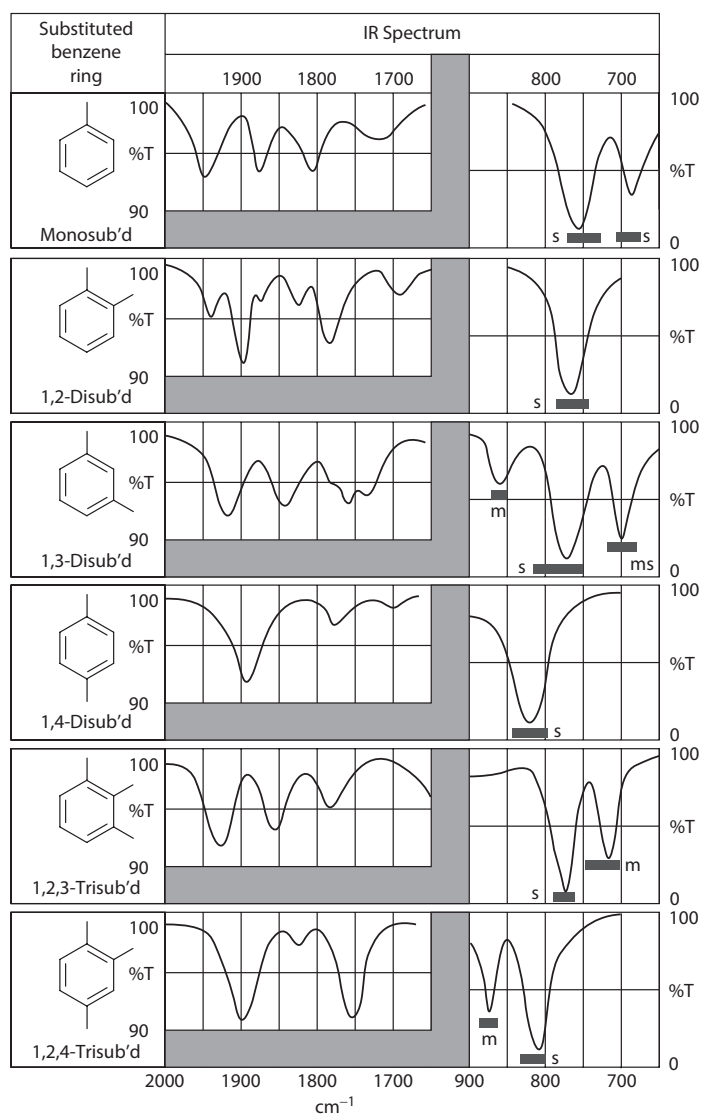
Variable

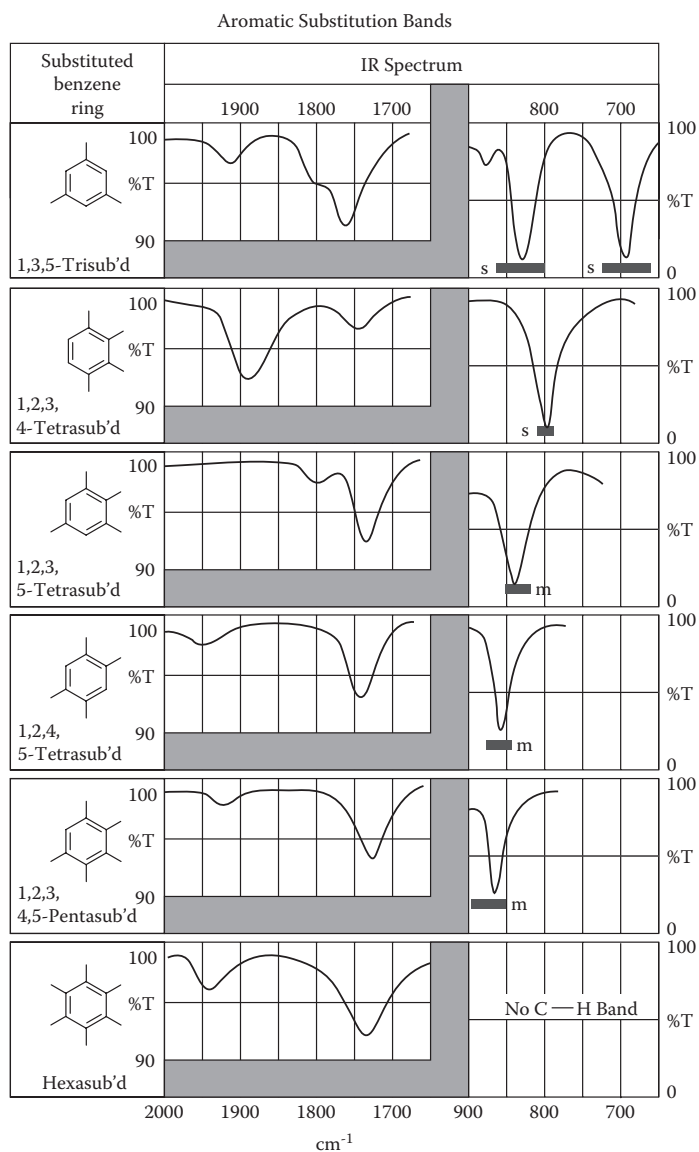






Aromatic Substitution Bands





Group	Wavenumber, cm ⁻¹						
	1850	1800	1750	1700	1650	1600	1550
Acid, Chlorides, Aliphatic		1810–1795 [†]					
Acid Chlorides, Aromatic			1785–1765				
Aldehydes, Aliphatic			1740–1718				
Aldehydes, Aromatic				1710–1685			
Amides				1695–1630*			
Amides, typical value, 1°				1684			
Amides, typical value, 2°					1669		
Amides, typical value, 3°					1667		
	5.41	5.56	5.71	5.88	6.06	6.25	6.45
	Wavelength, μm						

* Electron withdrawing groups at the α-position to the carbonyl will raise the wavenumber of the absorption.

Carbonyl Group Absorptions (continued)

Group	Wavenumber, cm^{-1}						
	1850	1800	1750	1700	1650	1600	1550
Anhydrides, acyclic, non-conjugated		1825–1815***	1755–1745**				
Anhydrides, acyclic, conjugated			1780–1770***	1725–1715**			
Anhydrides, ayclic non-conjugated	1870–1845		1800–1775**				
Anhydrides, cyclic conjugated	1860–1850		1780–1760**				
Carbamates				1740–1683			
Carbonates, acyclic			1780–1740				
Carbonates, five-membered ring		1850–1790					
Carbonates, vinyl, typical value			1761				
	5.41	5.56	5.71	5.88	6.06	6.25	6.45
	Wavelength, μm						

** This band is the more intense of the two.

*** Intensity weakens as colinearity is approached.

Carbonyl Group Absorptions (continued)

Group	Wavenumber, cm ⁻¹								
	1800	1750	1700	1650	1600	1550	1450	1400	1350
Carboxylic acid, monomer	1800–1740								
Carboxylic acid, dimer			1720–1680						
Carboxylic acid, salts				1650–1540			1450–1360		
Carboxylic acid, conjugated				1695–1680					
Carboxylic acid, non-conjugated			1720–1700						
Esters, formate			1725–1720						
Esters, saturated		1750–1735							
Esters, conjugated		1735–1715*							
	5.56	5.71	5.88	6.06	6.25	6.45	6.90	7.14	7.41
	Wavelength, μm								

* Electron withdrawing groups in the α -position to the carbonyl will raise the wavenumber adsorption.

Carbonyl Group Absorptions (continued)

Group	Wavenumber, cm^{-1}								
	1800	1750	1700	1650	1600	1550	1450	1400	1350
Esters, phenyl, typical value		1770							
Esters, thiol, non-conjugated			1710–1680						
Esters, thiol, conjugated				1700–1640					
Esters, vinyl, typical value		1770							
Esters, vinylidene, typical value		1764							
Ketones, dialkyl			1725–1705						
Ketones, α , β -unsaturated				1700–1670					
Ketones, α , β , and α' , β' conjugated				1680–1640					
	5.56	5.71	5.88	6.06	6.25	6.45	6.90	7.14	7.41
	Wavelength, μm								

Carbonyl Group Absorptions (continued)

Group	Wavenumber, cm^{-1}						
	1850	1800	1750	1700	1650	1600	1550
Ketones, in a 5 membered non-conjugated ring			1750–1740				
Ketones, o-hydroxy aryl					1670–1630		
Diketones, 1, 3-enol form						1640–1580	
Lactams, 4 membered ring			1780–1730				
Lactams, 5 membered ring				1750–1700			
Lactones, 5 membered ring			1795–1740				
Lactones, 6 membered ring				1750–1715			
	5.41	5.56	5.71	5.88	6.06	6.25	6.45
	Wavelength, μm						

COMMON SPURIOUS INFRARED ABSORPTION BANDS

Thomas J. Bruno and Paris D. N. Svoronos

The following table provides some of the common potential sources of spurious infrared absorptions that might appear on a spectrum (Refs. 1 and 2). Occasionally, the spectral lines of some impurities can be used as diagnostics; the reader is referred to the references for more details.

References

1. Bruno, T. J., and Svoronos, P. D. N., *CRC Handbook of Basic Tables for Chemical Analysis*, 3rd Edition, CRC Press, Boca Raton, FL, 2011.
2. Bruno, T. J., and Svoronos, P. D. N., *CRC Handbook of Fundamental Spectroscopic Correlation Charts*, CRC Press, Boca Raton, FL, 2006.

Approximate Wavenumber/cm ⁻¹	Wavelength/μm	Compound or Group	Origin
3700	2.70	H ₂ O	Water in solvent (thick layers)
3650	2.74	H ₂ O	Water in some quartz windows
3450	2.9	H ₂ O	Hydrogen-bonded water, usually in KBr disks
2900	3.44	–CH ₃ , >CH ₂	Paraffin oil, residual from previous mulls
2350	4.26	CO ₂	Atmospheric absorption, or dissolved gas from a dry ice bath
2330	4.30	CO ₂	
2300 and 2150	4.35 and 4.65	CS ₂	Leaky cells, previous analysis of samples dissolved in carbon disulfide
1996	5.01	BO ₂ [–]	Metaborate in the halide window
1400–2000	5–7	H ₂ O	Atmospheric absorption
1820	5.52	COCl ₂	Phosgene, decomposition product in purified CHCl ₃
1755	5.7	Phthalic anhydride	Decomposition product of phthalate esters or resins; paint off-gas product
1700–1760	5.7–5.9	>C=O	Bottle-cap liners leached by sample
1720	5.8	Phthalates	Phthalate polymer plastic tubing
1640	6.1	H ₂ O	Water of crystallization entrenched in sample
1520	6.6	CO ₂	Leaky cells, previous analysis
1430	7.0	CO ₃ ^{–2}	Contaminant in halide window
1360	7.38	NO ₃ [–]	Contaminant in halide window
1270	7.9	>SiO–	Silicone oil or grease
1000–1110	9–10	–>Si–O–Si<–	Glass; silicones
980	10.2	SO ₄ ^{–2}	From decomposition of sulfates in KBr pellets
935	10.7	(CH ₂ O) _x	Deposit from gaseous formaldehyde
907	11.02	–>C–Cl	Dissolved R-12 (Freon-12, CCl ₂ F ₂)
837	11.95	NO ₃ [–]	Contaminant in halide window
823	12.15	KNO ₃	From decomposition of nitrates in KBr pellets
794	12.6	CCl ₄ vapor	Leaky cells, from CCl ₄ used as a solvent
788	12.7	CCl ₄ liquid	Incomplete drying of cell or contamination, from CCl ₄ used as a solvent
720 and 730	13.7 and 13.9	Polyethylene	Various experimental sources
728	13.75	–>Si–F	SiF ₄ , found in NaCl windows
667	14.98	CO ₃ ^{–2}	Atmospheric carbon dioxide
Any	Any	Fringes	If refractive index of windows is too high, or if the cell is partially empty, or the solid sample is not fully pulverized

NUCLEAR SPINS, MOMENTS, AND OTHER DATA RELATED TO NMR SPECTROSCOPY

David R. Lide

This table presents the following data relevant to nuclear magnetic resonance spectroscopy:

Z: Atomic number

Isotope: Element symbol and mass number

Abundance: Natural abundance of the isotope in percent. An * indicates a radioactive nuclide; if no value is given, the nuclide is not present in nature or its abundance is highly variable.

I: Nuclear spin

ν : Resonant frequency in megahertz for an applied field H_0 of 1 tesla (in cgs units, 10 kilogauss). The resonant frequency scales with H_0 .

Relative sensitivity: Sensitivity relative to ^1H (=1) assuming an equal number of nuclei and constant temperature. Values were calculated from the expressions:

For constant H_0 : $0.0076508(\mu/\mu_N)^3(I+1)/I^2$

For constant ν : $0.23871(\mu/\mu_N)(I+1)$

μ/μ_N : Nuclear magnetic moment in units of the nuclear magneton μ_N

Q: Nuclear quadrupole moment in units of femtometers squared ($1 \text{ fm}^2 = 10^{-2} \text{ barn}$). Because the determination of quadrupole moments requires knowledge of the electron configuration

near the nucleus, values of Q in the literature tend to scatter considerably. The values quoted here come mainly from the review of Pyykkö (Ref. 3), otherwise from Ref. 1.

The table includes all stable nuclides of non-zero spin for which spin and magnetic moment values have been measured, as well as selected radioactive nuclides of current or potential interest. At least one isotope is included for each element through $Z = 95$ for which data are available. See Reference 1 for a complete listing of spins and moments.

The assistance of P. Pyykkö in providing data on nuclear quadrupole moments is gratefully acknowledged.

References

1. Holden, N. E., Table of the Isotopes, in Haynes, W. M., Ed., *CRC Handbook of Chemistry and Physics*, 96th Ed., CRC Press, Boca Raton, FL, 2015.
2. Raghavan, P., *At. Data Nucl. Data Tables* 42, 189, 1989.
3. Pyykkö, P., *Mol. Phys.* 106, 1965, 2008.
4. Stone, N. J., *At. Data Nucl. Data Tables* 90, 75, 2005.
5. IUPAC Commission on Physicochemical Symbols, Terminology and Units, *Quantities, Units, and Symbols in Physical Chemistry*, 3rd Ed., Royal Society of Chemistry, Cambridge, 2007.

Z	Isotope	Abundance %	I	ν/MHz for $H_0 = 1 \text{ T}$	Relative Sensitivity		μ/μ_N	Q/fm ²
					Const. H_0	Const. ν		
1	^1H	99.9885	1/2	29.1647	0.32139	0.6850	-1.91304272	
1	^2H	0.0115	1	6.53566	0.00965	0.4094	+0.857438228	+0.2860
2	^3He	0.000134	1/2	32.4380	0.44220	0.7619	-2.127750	
3	^6Li	7.59	1	6.2661	0.00850	0.3925	+0.8220467	-0.0808
3	^7Li	92.41	3/2	16.5483	0.29356	1.9434	+3.25644	-4.01
4	^9Be	100	3/2	5.9842	0.01388	0.7028	-1.1776	+5.288
5	^{10}B	19.9	3	4.5752	0.01985	1.7193	+1.800645	+8.459
5	^{11}B	80.1	3/2	13.6630	0.16522	1.6045	+2.688649	+4.059
6	^{13}C	1.07	1/2	10.7054	0.01591	0.2515	+0.7024118	
7	^{14}N	99.636	1	3.0756	0.00101	0.1928	+0.4037610	+2.044
7	^{15}N	0.364	1/2	4.3142	0.00104	0.1014	-0.2831888	
8	^{17}O	0.038	5/2	5.772	0.02910	1.5822	-1.89379	-2.558
9	^{19}F	100	1/2	40.0541	0.83400	0.9413	+2.628868	
10	^{21}Ne	0.27	3/2	3.3631	0.00246	0.3949	-0.661797	+10.155
11	^{23}Na	100	3/2	11.2688	0.09270	1.3234	+2.217522	+10.4
12	^{25}Mg	10.00	5/2	2.6083	0.00268	0.7147	-0.85545	+19.94
13	^{27}Al	100	5/2	11.1031	0.20689	3.0424	+3.641507	+14.66
14	^{29}Si	4.685	1/2	8.4578	0.00786	0.1988	-0.55529	
15	^{31}P	100	1/2	17.235	0.06652	0.4052	+1.13160	
16	^{33}S	0.75	3/2	3.2654	0.00227	0.3842	+0.6438212	-6.78
17	^{35}Cl	75.76	3/2	4.1717	0.00472	0.4905	+0.8218743	-8.165
17	^{37}Cl	24.24	3/2	3.4765	0.00272	0.4083	+0.6841236	-6.435
18	^{37}Ar	*	3/2	5.819	0.01276	0.6833	+1.145	+7.6
18	^{39}Ar	*	7/2	3.46	0.01130	1.7080	-1.59	-12
19	^{39}K	93.2581	3/2	1.9893	0.00051	0.2336	+0.3914662	+5.85
19	^{40}K	0.0117	4	2.4737	0.00523	1.5493	-1.298100	-7.3
19	^{41}K	6.7302	3/2	1.0919	0.00008	0.1282	+0.2148701	+7.11

Z	Isotope	Abundance	I	v/MHz for		Relative Sensitivity		μ/μ_N	Q/fm ²
		%		$H_0 = 1 \text{ T}$	Const. H_0	Const. v			
20	⁴³ Ca	0.135	7/2	2.8697	0.00643	1.4154	–1.317643	–4.08	
21	⁴⁵ Sc	100	7/2	10.3591	0.30244	5.1094	+4.756487	–22.0	
22	⁴⁷ Ti	7.44	5/2	2.4041	0.00210	0.6588	–0.78848	+30.2	
22	⁴⁹ Ti	5.41	7/2	2.4048	0.00378	1.1861	–1.10417	+24.7	
23	⁵⁰ V	0.250	6	4.2505	0.05571	5.5905	+3.345689	+21	
23	⁵¹ V	99.750	7/2	11.2133	0.38360	5.5307	+5.1487057	–5.2	
24	⁵³ Cr	9.501	3/2	2.4115	0.00091	0.2832	–0.47454	–15	
25	⁵⁵ Mn	100	5/2	10.5763	0.17881	2.8981	+3.46872	+33	
26	⁵⁷ Fe	2.119	1/2	1.3816	0.00003	0.0324	+0.0906230	+16	
27	⁵⁹ Co	100	7/2	10.077	0.27841	4.9703	+4.627	+42	
28	⁶¹ Ni	1.1399	3/2	3.8114	0.00359	0.4476	–0.75002	+16.2	
29	⁶³ Cu	69.15	3/2	11.3188	0.09393	1.3292	+2.2273456	–22.0	
29	⁶⁵ Cu	30.85	3/2	12.1027	0.11484	1.4213	+2.38161	–20.4	
30	⁶⁷ Zn	4.102	5/2	2.6685	0.00287	0.7312	+0.875205	+15.0	
31	⁶⁹ Ga	60.108	3/2	10.2478	0.06971	1.2035	+2.01659	+17.1	
31	⁷¹ Ga	39.892	3/2	13.0208	0.14300	1.5291	+2.56227	+10.7	
32	⁷³ Ge	7.76	9/2	1.4897	0.00141	1.1547	–0.8794677	–19.6	
33	⁷⁵ As	100	3/2	7.3150	0.02536	0.8590	+1.439475	+31.4	
34	⁷⁷ Se	7.63	1/2	8.1568	0.00703	0.1916	+0.5350422		
35	⁷⁹ Br	50.69	3/2	10.667	0.07945	1.2570	+2.106400	+31.3	
35	⁸¹ Br	49.31	3/2	11.498	0.09951	1.3550	+2.270562	+26.2	
36	⁸³ Kr	11.500	9/2	1.6442	0.00190	1.2744	–0.970669	+25.9	
37	⁸⁵ Rb	72.17	5/2	4.1253	0.01061	1.1304	+1.35298	+27.6	
37	⁸⁷ Rb	27.83	3/2	13.9814	0.17704	1.6419	+2.75131	+13.35	
38	⁸⁷ Sr	7.00	9/2	1.8525	0.00272	1.4358	–1.093603	+30.5	
39	⁸⁹ Y	100	1/2	2.0949	0.00012	0.0492	–0.1374154		
40	⁹¹ Zr	11.22	5/2	3.9748	0.00949	1.0892	–1.30362	–17.6	
41	⁹³ Nb	100	9/2	10.4523	0.48821	8.1013	+6.1705	–32	
42	⁹⁵ Mo	15.90	5/2	2.7874	0.00327	0.7638	–0.9142	–2.2	
42	⁹⁷ Mo	9.56	5/2	2.8463	0.00349	0.7799	–0.9335	+25.5	
43	⁹⁹ Tc	*	9/2	9.6294	0.38174	7.4635	+5.6847	–12.9	
44	⁹⁹ Ru	12.76	5/2	1.9553	0.00113	0.5358	–0.6413	+7.9	
44	¹⁰¹ Ru	17.06	5/2	2.1916	0.00159	0.6005	–0.7188	+45.7	
45	¹⁰³ Rh	100	1/2	1.3477	0.00003	0.0317	–0.08840		
46	¹⁰⁵ Pd	22.33	5/2	1.957	0.00113	0.5364	–0.642	+66.0	
47	¹⁰⁷ Ag	51.839	1/2	1.7331	0.00007	0.0407	–0.1136796		
47	¹⁰⁹ Ag	48.161	1/2	1.9924	0.00010	0.0468	–0.1306906		
48	¹¹¹ Cd	12.80	1/2	9.0692	0.00966	0.2130	–0.5948861		
48	¹¹³ Cd	12.22	1/2	9.4871	0.01106	0.2228	–0.6223009		
49	¹¹³ In	4.29	9/2	9.3655	0.35121	7.2589	+5.5289	+75.9	
49	¹¹⁵ In	95.71	9/2	9.3856	0.35348	7.2745	+5.5408	+77.0	
50	¹¹⁵ Sn	0.34	1/2	14.0077	0.03561	0.3290	–0.91883		
50	¹¹⁷ Sn	7.68	1/2	15.2610	0.04605	0.3584	–1.00104		
50	¹¹⁹ Sn	8.59	1/2	15.9660	0.05273	0.3750	–1.04728		
51	¹²¹ Sb	57.21	5/2	10.2551	0.16302	2.8101	+3.3634	–54.3	
51	¹²³ Sb	42.79	7/2	5.5532	0.04659	2.7390	+2.5498	–69.2	
52	¹²³ Te	0.89	1/2	11.2349	0.01837	0.2639	–0.7369478		
52	¹²⁵ Te	7.07	1/2	13.5446	0.03219	0.3181	–0.8884509		
53	¹²⁷ I	100	5/2	8.5778	0.09540	2.3504	+2.813273	–69.6	
54	¹²⁹ Xe	26.4006	1/2	11.8604	0.02162	0.2786	–0.7779763		
54	¹³¹ Xe	21.2324	3/2	3.5159	0.00282	0.4129	+0.6918619	–11.4	
55	¹³³ Cs	100	7/2	5.6234	0.04838	2.7736	+2.582025	–0.343	
56	¹³⁵ Ba	6.592	3/2	4.2617	0.00501	0.5005	+0.838627	+16.0	
56	¹³⁷ Ba	11.232	3/2	4.7634	0.00700	0.5594	+0.937365	+24.5	
57	¹³⁸ La	0.090	5	5.6615	0.09404	5.3189	+3.713646	+45	
57	¹³⁹ La	99.910	7/2	6.0612	0.06058	2.9895	+2.7830455	+20.0	
58	¹³⁷ Ce	*	3/2	4.88	0.00752	0.5729	0.96		
58	¹³⁹ Ce	*	3/2	5.39	0.01012	0.6326	1.06		
58	¹⁴¹ Ce	*	7/2	2.37	0.00364	1.1709	1.09		
59	¹⁴¹ Pr	100	5/2	13.0359	0.33483	3.5720	+4.2754	–5.9	

Z	Isotope	Abundance		I	v/MHz for $H_0 = 1 \text{ T}$	Relative Sensitivity		μ/μ_N	Q/fm ²
		%				Const. H_0	Const. v		
60	¹⁴³ Nd	12.2		7/2	2.319	0.00339	1.1440	-1.065	-63
60	¹⁴⁵ Nd	8.3		7/2	1.429	0.00079	0.7047	-0.656	-33
61	¹⁴³ Pm	*		5/2	11.59	0.23510	3.1748	+3.80	
61	¹⁴⁷ Pm	*		7/2	5.62	0.04827	2.7714	+2.58	+74
62	¹⁴⁷ Sm	14.99		7/2	1.7748	0.00152	0.8754	-0.8149	-26
62	¹⁴⁹ Sm	13.82		7/2	1.4631	0.00085	0.7216	-0.6718	+7.4
63	¹⁵¹ Eu	47.81		5/2	10.5856	0.17929	2.9006	+3.4718	+90.3
63	¹⁵³ Eu	52.19		5/2	4.6745	0.01544	1.2809	+1.5331	+241
64	¹⁵⁵ Gd	14.80		3/2	1.312	0.00015	0.1541	-0.2582	+127
64	¹⁵⁷ Gd	15.65		3/2	1.720	0.00033	0.2020	-0.3385	+135
65	¹⁵⁹ Tb	100		3/2	10.23	0.06945	1.2019	+2.014	+143.2
66	¹⁶¹ Dy	18.889		5/2	1.4654	0.00048	0.4015	-0.4806	+250.7
66	¹⁶³ Dy	24.896		5/2	2.0508	0.00130	0.5619	+0.6726	+265
67	¹⁶⁵ Ho	100		7/2	9.0883	0.20423	4.4826	+4.173	+358
68	¹⁶⁷ Er	22.869		7/2	1.2281	0.00050	0.6057	-0.5639	+356.5
69	¹⁶⁹ Tm	100		1/2	3.531	0.00057	0.0829	-0.2316	-120
70	¹⁷¹ Yb	14.28		1/2	7.5261	0.00552	0.1768	+0.49367	
70	¹⁷³ Yb	16.13		5/2	2.0730	0.00135	0.5680	-0.67989	+280
71	¹⁷⁵ Lu	97.41		7/2	4.8626	0.03128	2.3984	+2.2327	+349
71	¹⁷⁶ Lu	2.59		7	3.451	0.03975	6.0518	+3.169	+497
72	¹⁷⁷ Hf	18.60		7/2	1.7282	0.00140	0.8524	+0.7935	+336.5
72	¹⁷⁹ Hf	13.62		9/2	1.0856	0.00055	0.8414	-0.6409	+379.3
73	¹⁸¹ Ta	99.988		7/2	5.1627	0.03744	2.5464	+2.3705	+317
74	¹⁸³ W	14.31		1/2	1.7716	0.00008	0.0422	+0.1177848	
75	¹⁸⁵ Re	37.40		5/2	9.7176	0.13870	2.6628	+3.1871	+218
75	¹⁸⁷ Re	62.60		5/2	9.8170	0.14300	2.6900	+3.2197	+207
76	¹⁸⁷ Os	1.96		1/2	0.9856	0.00001	0.0231	+0.06465189	
76	¹⁸⁹ Os	16.15		3/2	3.3536	0.00244	0.3938	+0.659933	+85.6
77	¹⁹¹ Ir	37.3		3/2	0.7658	0.00003	0.0899	+0.1507	+81.6
77	¹⁹³ Ir	62.7		3/2	0.8319	0.00004	0.0977	+0.1637	+75.1
78	¹⁹⁵ Pt	33.832		1/2	9.2922	0.01039	0.2182	+0.60952	
79	¹⁹⁷ Au	100		3/2	0.7406	0.00003	0.0870	+0.145746	+54.7
80	¹⁹⁹ Hg	16.87		1/2	7.7123	0.00594	0.1811	+0.5058855	
80	²⁰¹ Hg	13.18		3/2	2.8469	0.00149	0.3343	-0.5602257	+38.7
81	²⁰³ Tl	29.52		1/2	24.7316	0.19598	0.5809	+1.6222579	
81	²⁰⁵ Tl	70.48		1/2	24.9749	0.20182	0.5866	+1.6382146	
82	²⁰⁷ Pb	22.1		1/2	9.0340	0.00955	0.2122	+0.59258	
83	²⁰⁹ Bi	100		9/2	6.9630	0.14433	5.3968	+4.1106	-51.6
84	²⁰⁹ Po	*		1/2	11.7	0.02096	0.2757	+0.77	
86	²¹¹ Rn	*		1/2	9.16	0.00997	0.2152	+0.601	
87	²²³ Fr	*		3/2	5.95	0.01362	0.6982	+1.17	+117
88	²²³ Ra	*		3/2	1.3746	0.00017	0.1614	+0.2705	+121
88	²²⁵ Ra	*		1/2	11.187	0.01814	0.2627	-0.7338	
89	²²⁷ Ac	*		3/2	5.6	0.01131	0.6565	+1.1	+170
90	²²⁹ Th	*		5/2	1.40	0.00042	0.3843	+0.46	+430
91	²³¹ Pa	100		3/2	10.2	0.06903	1.1995	2.01	-172
92	²³⁵ U	0.7204		7/2	0.83	0.00015	0.4082	-0.38	+493.6
93	²³⁷ Np	*		5/2	9.57	0.13264	2.6234	+3.14	+388.6
94	²³⁹ Pu	*		1/2	3.09	0.00038	0.0727	+0.203	
95	²⁴³ Am	*		5/2	4.6	0.01446	1.2532	+1.5	+421

PROPERTIES OF IMPORTANT NMR NUCLEI

Thomas J. Bruno and Paris D. N. Svoronos

The following table lists the magnetic properties at higher field strengths required for choosing the nuclei to be used in NMR experiments (Refs. 1–15). The reader is referred to several excellent texts and the literature for guidelines in nucleus selection. For more detailed information on these and other less common nuclei at 10 kG, the reader should consult the table entitled *Nuclear Spins, Moments, and Other Data Related to NMR Spectroscopy* in this section.

References

1. Silverstein, R. M., Bassler, G. C., and Morrill, T. C., *Spectrometric Identification of Organic Compounds*, 5th Ed., John Wiley & Sons, New York, 1991.
2. Yoder, C. H., and Shaeffer, C. D., *Introduction to Multinuclear NMR*, Benjamin/Cummings, Menlo Park, CA, 1987.
3. Gordon, A. J., and Ford, R. A., *The Chemist's Companion*, Wiley Interscience, New York, 1971.
4. Silverstein, R. M., and Webster F. X., *Spectrometric Identification of Organic Compounds*, 6th Ed., John Wiley & Sons, New York, 1998.
5. Becker, E. D., *High Resolution NMR, Theory and Chemical Applications*, 2nd Ed., Academic Press, New York, 1980.
6. Gunther, H., *NMR Spectroscopy: Basic Principles, Concepts and Applications in Chemistry*, John Wiley & Sons, New York, 2003.
7. Rahman, A.-u., *Nuclear Magnetic Resonance*, Springer-Verlag, New York, 1986.
8. Harris, R. K., *Chem. Soc. Rev.* 5, 1, 1976.
9. Kitamaru, R., *Nuclear Magnetic Resonance: Principles and Theory*, Elsevier Science, New York, 1990.
10. Lambert, J. B., Holland, L. N., and Mazzola, E. P., *Nuclear Magnetic Resonance Spectroscopy: Introduction to Principles, Applications and Experimental Methods*, Prentice Hall, Englewood Cliffs, NJ, 2003.
11. Bovey, F. A., and Mirau, P. A., *Nuclear Magnetic Resonance Spectroscopy*, 2nd Ed., Academic Press, New York, 1988.
12. Harris, R. K., and Mann, B. E., *NMR and the Periodic Table*, Academic Press, London, 1978.
13. Hore, P. J., *Nuclear Magnetic Resonance*, Oxford University Press, Oxford, 1995.
14. Nelson, J. H., *Nuclear Magnetic Resonance Spectroscopy*, 2nd Ed., John Wiley & Sons, New York, 2003.
15. Bruno, T. J., and Svoronos, P. D. N., *CRC Handbook of Basic Tables for Chemical Analysis*, 3rd Ed., CRC Press, Boca Raton, FL, 2011.

Isotope*	Natural Abundance	Spin Number	NMR Frequency in MHz at Indicated Field Strength in kG**							
			10.000	14.092	21.139	23.487	51.567	93.950	140.925	223.131
¹ H	99.985	1/2	42.5759	60.0000	90.0000	100.0000	220.0000	400.0000	600.0000	950.0000
² H	0.015	1	6.53566	9.21037	13.81555	15.35061	33.77134	61.40262	92.10380	145.9830
³ H*	—	1/2	45.4129	63.9980	95.9971	106.6634	234.6595	426.6542	639.9813	1013.3024
¹³ C	1.108	1/2	10.7054	15.0866	22.6298	25.1443	55.3174	100.5735	150.8659	2388.5150
¹⁴ N	99.635	1	3.0756	4.3343	6.5014	7.2238	15.924	28.9104	43.3615	68.6557
¹⁵ N	0.365	1/2	4.3142	6.0798	9.1197	10.1330	22.2925	40.5306	60.7960	96.2601
¹⁷ O	0.037	5/2	5.772	8.134	12.201	13.557	29.825	54.1811	81.3186	128.5801
¹⁹ F	100	1/2	40.0541	42.3537	63.5305	94.0769	206.9692	376.2515	564.3781	893.5963
²⁹ Si	4.70	1/2	8.4578	11.9191	17.8787	19.8652	43.7035	79.4638	119.1956	188.72
³¹ P	100	1/2	17.235	24.288	36.433	40.481	89.057	161.9828	242.9741	384.7086
³³ S	0.76	3/2	3.2654	4.6018	6.9026	7.6696	16.8731	30.6826	46.0238	72.8710
³⁵ S*	—	3/2	5.08	7.16	10.74	11.932	26.250	47.7267	71.5875	113.3508
³⁵ Cl	75.53	3/2	4.1717	5.8790	8.8184	9.7983	21.5562	39.1948	58.7902	93.0876
³⁶ Cl*	—	2	4.8931	6.8956	10.3434	11.4927	25.2838	45.9638	68.9432	109.1639
⁷⁶ Br*	—	1	4.18	5.89	8.84	9.82	21.60	39.2768	58.9130	93.2822
⁷⁹ Br	50.54	3/2	10.667	15.032	22.549	25.054	55.119	100.2133	150.3202	238.0064
⁸¹ Br	49.46	3/2	11.498	16.204	24.305	27.006	59.413	108.0258	162.0386	256.5608
¹⁸³ W	14.40	1/2	1.7716	2.4966	3.7449	4.1610	9.1543	16.6430	24.9646	39.5272

* Nucleus is radioactive

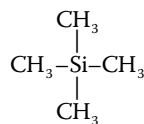
** 1 kG = 10⁻¹ T, the corresponding SI unit

1 b = 10⁻²⁸ m²

PROTON NMR ABSORPTION OF MAJOR CHEMICAL FAMILIES

Thomas J. Bruno and Paris D. N. Svoronos

The following table gives the region of the expected nuclear magnetic resonance absorptions of major chemical families (Refs. 1–12). These absorptions are reported in the dimensionless units of parts per million (ppm) versus the standard compound tetramethylsilane (TMS, structure provided), which is recorded as 0.0 ppm.



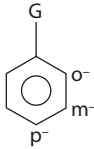
The use of this unit of measure makes the chemical shifts independent of the applied magnetic field strength or the radio frequency. For most proton NMR spectra, the protons in TMS are more shielded than almost all other protons. The chemical shift in this dimensionless unit system is then defined by:

$$\delta = \frac{\nu_s - \nu_r}{\nu_r} \times 10^6$$

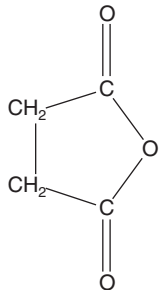
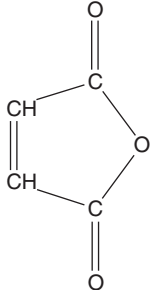
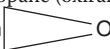
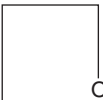






where ν_s and ν_r are the absorption frequencies of the sample proton and the reference (TMS) protons (twelve, magnetically equivalent), respectively. In these tables, the proton(s) whose proton NMR shifts are cited are indicated by underscore. Reference 1 provides additional details on the absorptions of other moieties, as well as correlation charts.

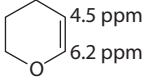
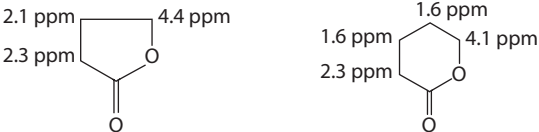
References

1. Bruno, T. J., and Svoronos, P. D. N., *CRC Handbook of Basic Tables for Chemical Analysis*, 3rd Edition, CRC Press, Boca Raton, FL, 2011.
2. Silverstein, R. M., and Webster, F. X., *Spectrometric Identification of Organic Compounds*, 6th Edition, Wiley, New York, 1998.
3. Rahman, A.-u., *Nuclear Magnetic Resonance*, Springer Verlag, New York, 1986.
4. Gordon, A. J., and Ford, R. A., *The Chemist's Companion*, Wiley Interscience, New York, 1971.
5. Becker, E. D., *High Resolution NMR, Theory and Chemical Applications*, 2nd Edition, Academic Press, New York, 1980.
6. Gunther, H., *NMR Spectroscopy: Basic Principles, Concepts and Applications in Chemistry*, Wiley, New York, 2003.
7. Kitamaru, R., *Nuclear Magnetic Resonance: Principles and Theory*, Elsevier Science, 1990.
8. Lambert, J. B., Holland, L. N., and Mazzola, E. P., *Nuclear Magnetic Resonance Spectroscopy: Introduction to Principles, Applications and Experimental Methods*, Prentice Hall, Englewood Cliffs, NJ, 2003.
9. Bovey, F. A., and Mirau, P. A., *Nuclear Magnetic Resonance Spectroscopy*, 2nd Edition, Academic Press, New York, 1988.
10. Hore, P. J., *Nuclear Magnetic Resonance*, Oxford University Press, Oxford, 1995.
11. Nelson, J. H., *Nuclear Magnetic Resonance Spectroscopy*, 2nd Edition, Wiley, New York, 2003.
12. Abraham, R. J., Fisher, J., and Loftus, P., *Introduction to NMR Spectroscopy*, Wiley, New York, 1988.

Family	δ of Protons Underlined			
Alkanes	<u>CH</u> ₃ -R	~0.8 ppm		
	<u>-CH</u> ₂ -R	~1.1 ppm		
	<u>>CH</u> -R	~1.4 ppm		
	(Cyclopropane 0.2 ppm)			
Alkenes	<u>CH</u> ₃ -C=C<	~1.6 ppm	<u>CH</u> ₃ -C=C=C<	~1.0 ppm
	<u>-CH</u> ₂ -C=C<	~2.1 ppm	<u>-CH</u> ₂ -C=C=C<	~1.4 ppm
	<u>>CH</u> -C=C<	~2.5 ppm	<u>>CH</u> -C=C=C<	~1.8 ppm
	<u>>C=C-H</u>	4.2 ppm to 6.2 ppm		
Alkynes	<u>CH</u> ₃ -C≡C-	~1.7 ppm	<u>CH</u> ₃ -C-C≡C-	~1.2 ppm
	<u>-CH</u> ₂ -C≡C-	~2.2 ppm	<u>>CH</u> ₂ -C-C≡C-	~1.5 ppm
	<u>>CH</u> -C≡C-	~2.7 ppm	<u>>CH</u> -C-C≡C-	~1.8 ppm
	R-C ^o C-H	~2.4 ppm		
Aromatics	C ₆ H ₅ -G	Range: 8.5 ppm to 6.9 ppm		
				
	When <u>G</u> =Electron withdrawing (e.g., >C=O, -NO ₂ , -C≡N) o- and p-hydrogens relative to -G are closer to 8.5 ppm (more downfield)	When <u>G</u> =Electron donating (e.g., -NH ₂ , -OH, -OR, -R) o- and p-hydrogens relative to -G are closer to 6.9 ppm (more upfield)		

Organic Oxygen Compounds

Family	Approximate δ of Protons Underlined					
Alcohols	<u>CH₃</u> -OH	3.2 ppm	<u>RCH₂</u> -OH	3.4 ppm	<u>R₂CH</u> -OH	3.6 ppm
	<u>CH₃</u> -C-OH	1.2 ppm	<u>RCH₂</u> -C-OH	1.5 ppm	<u>R₂CH</u> -C-OH	1.8 ppm
	R- <u>O-H</u>		(1 ppm to 5 ppm — depending on concentration)			
Aldehydes	<u>CH₃</u> -CHO	2.2 ppm	<u>RCH₂</u> -CHO	2.4 ppm	<u>R₂CH</u> -CHO	2.5 ppm
	<u>CH₃</u> -C-CHO	1.1 ppm	<u>RCH₂</u> -C-CHO	1.6 ppm		
Amides	See organic nitrogen compounds					
Anhydrides, acyclic	<u>CH₃</u> -C(=O)O-		<u>RCH₂</u> -C(=O)O-		<u>R₂CH</u> -C(=O)O-	
	1.8 ppm		2.1 ppm		2.3 ppm	
	<u>CH₃</u> -C-C(=O)O-		<u>RCH₂</u> -C-C(=O)O-		<u>R₂CH</u> -C-C(=O)O-	
	1.2 ppm		1.8 ppm		2.0 ppm	
Anhydrides, cyclic	3.0 ppm		7.1 ppm			
	<div><div></div><div></div></div>					
Carboxylic acids	<u>CH₃</u> -COOH	2.1 ppm	<u>RCH₂</u> -COOH	2.3 ppm	<u>R₂CH</u> -COOH	2.5 ppm
	<u>CH₃</u> -C-COOH	1.1 ppm	<u>R-CH₂</u> -C-COOH	1.6 ppm	<u>R₂CH</u> -C-COOH	2.0 ppm
	R-COO- <u>H</u>		11 ppm to 12 ppm			
Cyclic ethers	Oxacyclopropane (oxirane)					
	2.5 ppm					
	Oxacyclobutane (oxetane)					
	2.7 ppm					
	4.7 ppm					
	Oxacyclopentane (tetrahydrofuran)					
	1.9 ppm					
	3.8 ppm					
	Oxacyclohexane (tetrahydropyran)					
	1.6 ppm					
	1.6 ppm					
	3.6 ppm					
	1,4-dioxane					
	3.6 ppm					
	1,3-dioxane					
	1.7 ppm					
	3.8 ppm					
	4.7 ppm					
	Furan					
	6.3 ppm					
	7.4 ppm					

Family	Approximate δ of Protons Underlined			
Cyclic ethers (continued)	Dihydropyran 			
Epoxides	See cyclic ethers			
Esters		$\underline{\text{CH}_3}\text{-COOR}$	$\text{RCH}_2\text{-COOR}$	$\text{R}_2\underline{\text{CH}}\text{-COOR}$
	R = alkyl	1.9 ppm	2.1 ppm	2.3 ppm
	R = aryl	2.0 ppm	2.2 ppm	2.4 ppm
		$\underline{\text{CH}_2}\text{-C-COOR}$	$\text{RCH}_2\text{-C-COOR}$	$\text{R}_2\underline{\text{CH}}\text{-C-COOR}$
		1.1 ppm	1.7 ppm	1.9 ppm
		$\underline{\text{CH}_3}\text{-OOC-R}$	$\text{RCH}_2\text{-OOC-R}$	$\text{R}_2\underline{\text{CH}}\text{-OOC-R}$
		3.6 ppm	4.1 ppm	4.8 ppm
		$\underline{\text{CH}_2}\text{-C-OOC-R}$	$\text{RCH}_2\text{-C-OOC-R}$	$\text{R}_2\underline{\text{CH}}\text{-C-OOC-R}$
		1.3 ppm	1.6 ppm	1.8 ppm
Cyclic esters				
Ethers		$\underline{\text{CH}_3}\text{-O-R}$	$\text{RCH}_2\text{-O-R}$	$\text{R}_2\underline{\text{CH}}\text{-O-R}$
	R = alkyl	3.2 ppm	3.4 ppm	3.6 ppm
	R = aryl	3.9 ppm	4.1 ppm	4.5 ppm
		$\underline{\text{CH}_2}\text{-C-O-R}$	$\text{RCH}_2\text{-C-O-R}$	$\text{R}_2\underline{\text{CH}}\text{-C-O-R}$
	R = alkyl	1.2 ppm	1.5 ppm	1.8 ppm
	R = aryl	1.3 ppm	1.6 ppm	2.0 ppm
Isocyanates	See nitrogen compounds			
Ketones		$\underline{\text{CH}_3}\text{-C(=O)-}$	$\text{RCH}_2\text{-C(=O)-}$	$\text{R}_2\underline{\text{CH}}\text{-C(=O)-}$
	1.9 ppm	R = alkyl	2.1 ppm	2.3 ppm
	2.4 ppm	R = aryl	2.7 ppm	3.4 ppm
		$\underline{\text{CH}_2}\text{-C(=O)-}$	$\text{RCH}_2\text{-C(=O)-}$	$\text{R}_2\underline{\text{CH}}\text{-C(=O)-}$
	1.1 ppm	R = alkyl	1.6 ppm	2.0 ppm
	1.2 ppm	R = aryl	1.6 ppm	2.1 ppm
	Cyclic ketones (n = number of ring carbons)			
		$(\text{CH}_2)_n\text{-C(=O)-}$		
	α -hydrogens	2.0 ppm to 2.3 ppm (n > 5) 3.0 ppm (n = 4) 1.7 ppm (n = 3)		
	β -hydrogens	1.9 ppm to 1.5 ppm		
Lactones	See esters, cyclic			
Nitro-compounds	See organic nitrogen compounds			
Phenols	$\text{Ar-O-}\underline{\text{H}}$	9 ppm to 10 ppm (Ar = aryl group)		

Organic Nitrogen Compounds

Amides:

δ of Proton(S) (Underlined)	Primary R--C(=O)NH_2 δ/ppm	Secondary R--C(=O)NHR_1 δ/ppm	Tertiary $\text{R--C(=O)NR}_1\text{R}_2$ δ/ppm
(i) N-substitution			—
R--C(=O)N--H	5–12	5–12	—
(a) alpha			
--C(=O)N--CH_3	—	~2.9	~2.9
$\text{--C(=O)N--CH}_2\text{--}$	—	~3.4	~3.4
--C(=O)N--CH--	—	~3.8	~3.8
(b) Beta			
--C(=O)N--C--CH_3	~1.1	~1.1	~1.1
$\text{--C(=O)N--C--CH}_2\text{--}$	~1.5	~1.5	~1.5
--C(=O)N--C--CH--	~1.9	~1.9	~1.9

δ of Proton(s) (Underlined)	Primary $R-C(=O)NH_2$ δ/ppm	Secondary $R-C(=O)NHR_1$ δ/ppm	Tertiary $R-C(=O)NR_1R_2$ δ/ppm
(ii) C-substitution			
(a) alpha			
$\underline{CH}_3-C(=O)N$	~1.9	~2.0	~2.1
$R\underline{CH}_2-C(=O)N$	~2.1	~2.1	~2.1
$R_2\underline{CH}-C(=O)N$	~2.2	~2.2	~2.2
(b) Beta			
$\underline{CH}_3-C-C(=O)N$	~1.1	~1.1	~1.1
$\underline{CH}_2-C-C(=O)N$	~1.5	~1.5	~1.5
$-\underline{CH}-C-C(=O)N$	~1.8	~1.8	~1.8

Amines:

δ of Proton(s) (Underlined)	Primary $R-NH_2$ δ/ppm	Secondary $RN-HR$ δ/ppm	Tertiary $RRRN$ δ/ppm
(i) Alpha protons			
$>N-\underline{CH}_3$	~2.5	2.3–3.0	~2.2
$>N-\underline{CH}_2-$	~2.7	2.6–3.4	~2.4
$>N-CH<$	~3.1	2.9–3.6	~2.8
(ii) Beta protons			
$>N-C-\underline{CH}_3$			~1.1
$>N-C-\underline{CH}_2-$			~1.4
$>N-C-\underline{CH}<$			~1.7

Cyanocompounds (nitriles):(i) Alpha hydrogens δ/ppm (ii) Beta hydrogens δ/ppm

$\underline{CH}_3-C\equiv N$	~2.1	$\underline{CH}_3-C-C\equiv N$	~1.2
$-\underline{CH}_2-C\equiv N$	~2.5	$-\underline{CH}_2-C-C\equiv N$	~1.6
$-\underline{CH}-C\equiv N$	~2.9	$\underline{CH}-C-C\equiv N$	~2.0

Imides:

(i) Alpha hydrogens δ/ppm		(ii) Beta hydrogens δ/ppm	
$\underline{CH}_3-C(=O)NHC(=O)-$	~2.0	$\underline{CH}_3-C(=O)C-NH-C(=O)-$	~1.2
$\underline{CH}_2-C(=O)NHC(=O)-$	~2.1	$\underline{CH}_2-C(=O)C-NH-C(=O)-$	~1.3
$\underline{CH}-C(=O)NHC(=O)-$	~2.2	$-\underline{CH}-C(=O)C-NH-C(=O)-$	~1.4

Isocyanates:Alpha hydrogens δ/ppm

$\underline{CH}_3-N=C=O$	~3.0
$-\underline{CH}_2-N=C=O$	~3.3
$-\underline{CH}-N=C=O$	~3.6

Isocyanides (isonitriles):

Alpha hydrogens/ppm		Alpha hydrogens/ppm	
$\underline{CH}_3-N=C<$	~2.9	$\underline{CH}_3-N=C=S$	~3.4
$\underline{CH}_2-N=C<$	~3.3	$\underline{CH}_2-N=C=S$	~3.7
$\underline{CH}-N=C<$	~4.9	$>\underline{CH}-N=C=S$	~4.0

Isothiocyanates:

Nitriles δ/ppm

$-\underline{CH}_2-O-N=O$	~4.8
---------------------------	------

Nitrocompounds δ /ppm

$\text{CH}_3\text{-NO}_2$	~ 4.1	$\text{-CH}_2\text{-NO}_2$	~ 4.2	-CH-NO_2	~ 4.4
$\text{CH}_3\text{-C-NO}_2$	~ 1.6	$\text{-CH}_2\text{-C-NO}_2$	~ 2.1	-CH-C-NO_2	~ 2.5

Organic Sulfur Compounds

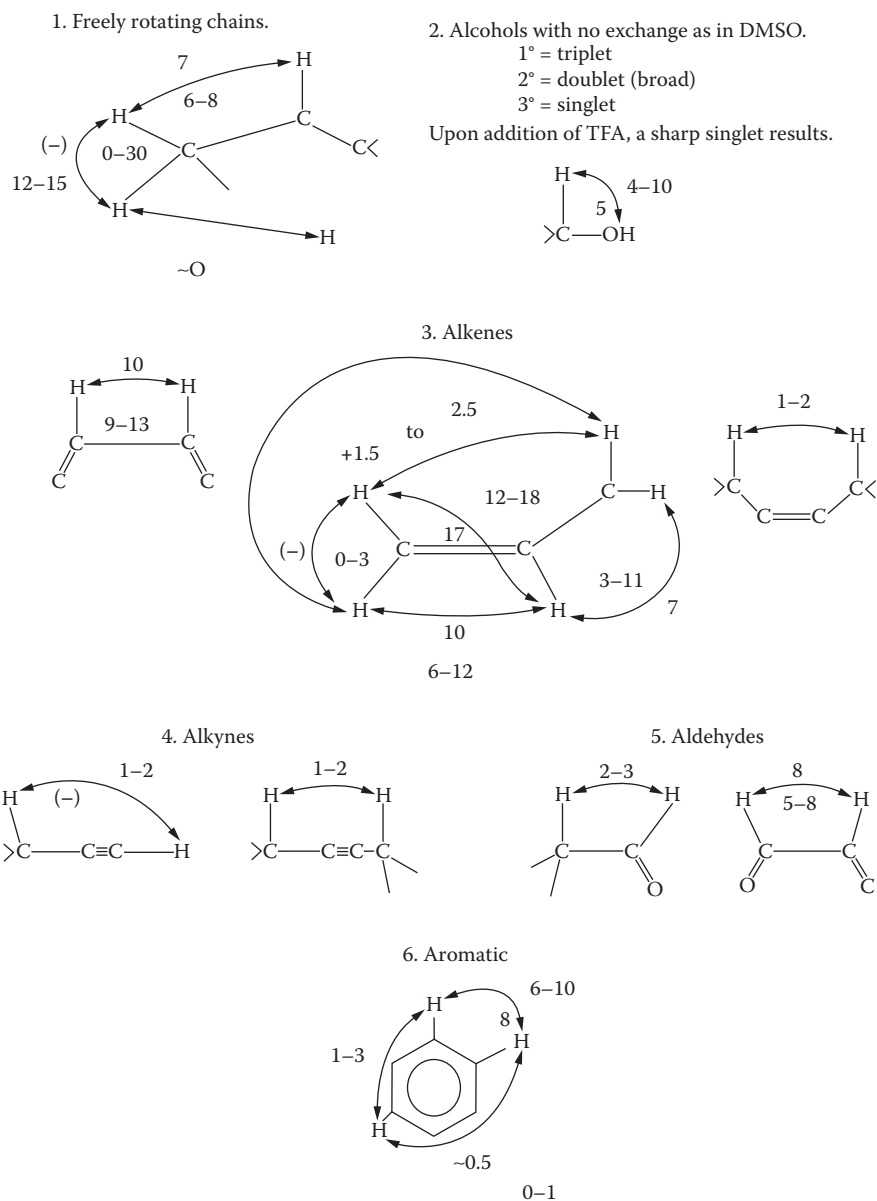
Family	δ of Proton(S) Underlined				
Benzothiopyrans	2H-1-	$\text{sp}^3 \text{C-H}$	~ 3.3 ppm	$\text{sp}^2 \text{C-H}$	5.8–6.4
	4H-1-	$\text{sp}^3 \text{C-H}$	~ 3.2 ppm	$\text{sp}^2 \text{C-H}$	5.9–6.3
	2,3,4H-1-	$\text{sp}^3 \text{C-H}$	1.9 ppm to 2.8 ppm		aromatic ~ 6.8 aromatic ~ 6.9 aromatic ~ 7.1
Disulfides	$\text{CH}_3\text{-S-S-R}$		~ 2.4 ppm	$\text{CH}_3\text{-C-S-S-R}$	~ 1.2 ppm
	$\text{CH}_2\text{-S-S-R}$		~ 2.7 ppm	$\text{CH}_2\text{-C-S-S-R}$	~ 1.6 ppm
	CH-S-S-R		~ 3.0 ppm	CH-C-S-S-R	~ 2.0 ppm
Isothiocyanates	$\text{CH}_3\text{-N=C=S}$		~ 2.4 ppm		
	$\text{-CH}_2\text{-N=C=S}$		~ 2.7 ppm		
	-CH-N=C=S		~ 3.0 ppm		
Mercaptans (thiols)	$\text{CH}_3\text{-S-H}$		~ 2.1 ppm	$\text{CH}_3\text{-C-S-H}$	~ 1.3 ppm
	$\text{-CH}_2\text{-S-H}$		~ 2.6 ppm	$\text{-CH}_2\text{-C-S-H}$	~ 1.6 ppm
	-CH-S-H		~ 3.1 ppm	-CH-C-S-H	~ 1.7 ppm
S-methyl salts	$>\text{S}^+\text{-CH}_3$		~ 3.2 ppm		
Sulfates	$(\text{CH}_3\text{-O})_2\text{S(=O)}_2$		~ 3.4 ppm		

Family	δ /ppm of Proton(S) Underlined			
Sulfides	$\text{CH}_3\text{-S-}$	1.8–2.1	$\text{CH}_3\text{-CH}_2\text{-S-}$	1.1–1.2
	$\text{R-CH}_2\text{-S-}$	1.9–2.4	$\text{CH}_2\text{-CHR-S-}$	0.8–1.2
	R-CHR-S-	2.8–3.4	$\text{CH}_3\text{-CHAr-S-}$	1.3–1.4
	$\text{Ar-CH}_2\text{-S-}$	4.1–4.2	$\text{CH}_3\text{-CR}_2\text{-S-}$	1.0
	Ar-CHR-S-	3.6–4.2	$\text{Ar-CH}_2\text{-CHR-S-}$	3.0–3.2
	$\text{Ar}_2\text{-CH-S-}$	5.1–5.2	$>\text{C=C-CH}_2\text{-CHAr-S-}$	2.4–2.6
			$>\text{C=C-CH}_2\text{-CAr}_2\text{-S-}$	2.5
			$\text{R}_2\text{CH-CH}_2\text{-S-}$	2.6–3.0
			$\text{Ar}_2\text{CH-CH}_2\text{-S-}$	4.0–4.2
			$>\text{C=C-CHR-CHAr-S-}$	2.3–2.4
Sulfilimines	$\text{CH}_3(\text{R})\text{S=N-R}^2$	~ 2.5 ppm	$>\text{C=C-CHR-CAr}_2\text{-S-}$	2.8–3.2
	$\text{CH}_3\text{-SO}_2\text{NH}_2$	~ 3.0 ppm		
	$\text{CH}_3\text{-SO}_2\text{-OR}$	~ 3.0 ppm		
	$\text{CH}_3\text{-SO}_2\text{-R}^2$	~ 2.6 ppm		
	$\text{CH}_3\text{-SO}_3\text{H}$	~ 3.0 ppm		
Sulfoxides	$\text{CH}_3\text{-S(=O)R}$	~ 2.5 ppm		
	$\text{-CH}_2\text{-S(=O)R}$	~ 3.1 ppm		
Thiocyanates	$\text{CH}_3\text{-S-C}\equiv\text{N}$	~ 2.7 ppm		
	$\text{-CH}_2\text{-S-C}\equiv\text{N}$	~ 3.0 ppm		
	$\text{-CH-S-C}\equiv\text{N}$	~ 3.3 ppm		
Thiols	See mercaptans			

Note: Ar represents aryl.

Some Useful ^1H Coupling Constants

The following chart gives the values of some useful proton NMR coupling constants (in Hz). The single numbers indicate a typical or average value, while in some cases, the range is provided.




PROTON NMR CORRELATION CHART FOR MAJOR ORGANIC FUNCTIONAL GROUPS

The chart below summarizes the range of chemical shifts for protons in several classes of organic compounds and substituent groups. The chemical shifts δ are given in parts per million relative to tetramethylsilane.

Reference

Mohacsi, E., *J. Chem. Edu.* 41, 38, 1964 (with permission).



PROTON NMR SHIFTS OF COMMON ORGANIC SOLVENTS

The table below lists the ^1H chemical shifts for over 300 organic solvents and liquid reagents. The solvent in which the shift was measured is given in the second column. Shifts are given in parts per million relative to tetramethylsilane (TMS) and are listed in order of smallest to largest shift. In many cases the peaks show additional small splittings. Compounds are listed by the name used in this *Handbook*, with other common names given in parentheses.

References

1. Lide, D. R., Ed., *Properties of Organic Compounds*. (www.chemnet-base.com/tours/poc/intro/jsf); Lide, D. R., and Milne, G. W. A., Eds., *Handbook of Data on Organic Compounds*, 3rd Ed., CRC Press, Boca Raton, FL, 1993.
2. Spectral Database for Organic Compounds, SDBS, National Institute of Advanced Industrial Science and Technology (AIST), Japan (sdb.sdb.aist.go.jp/).

Compound	Solvent	^1H NMR shifts (ppm relative to TMS)					Ref.
Acetic acid	CDCl_3	2.10	11.4				2
Acetic anhydride	CCl_4	2.2					1
Acetone	CDCl_3	2.1					1
Acetonitrile	CCl_4	1.9					1
Acrolein (2-Propenal)	CDCl_3	6.4	9.5				1
Acrylonitrile	CDCl_3	6.3					1
Allyl alcohol	CDCl_3	3.6	4.1	5.1	5.3	6.0	1
Allylamine	CDCl_3	1.5	3.3	5.0	5.1	5.9	1
2-Amino-2-methyl-1-propanol (2-Aminoisobutanol)	CCl_4	1.1	2.8	3.2			1
Aniline (Benzenamine)	CCl_4	3.3	6.4	6.6	7.0		1
Anisole (Methoxybenzene)	CDCl_3	3.8	7.1				1
Benzaldehyde	CDCl_3	7.7	10.0				1
Benzene	CDCl_3	7.34					2
Benzeneacetonitrile (Benzyl cyanide)	CCl_4	0.8	0.9	1.6	2.3		1
Benzenethiol (Phenyl mercaptan)	CCl_4	3.2	6.9				1
Benzonitrile	CCl_4	7.5					1
Benzyl acetate	CDCl_3	2.1	5.1	7.3			1
Benzyl alcohol	CDCl_3	2.4	4.6	7.3			1
Bis(2-aminoethyl)amine (Diethylenetriamine)	CDCl_3	1.23	2.69	2.79			2
Bis(2-chloroethyl) ether	CDCl_3	3.66	3.77				2
Bis(2-ethylhexyl) phthalate	CCl_4	0.9	1.5	4.2	7.4	7.7	1
Bis(2-hydroxyethyl) sulfide	CDCl_3	2.8	3.8	4.2			1
Bromobenzene	CCl_4	7.1	7.4				1
1-Bromobutane (Butyl bromide)	CCl_4	1.0	1.4	1.8	3.4		1
2-Bromobutane (<i>sec</i> -Butyl bromide)	CDCl_3	1.1	1.7	1.8	4.1		1
1-Bromo-2-chloroethane	CDCl_3	3.3	4.0				1
Bromochloromethane	CCl_4	5.2					1
1-Bromodecane (Decyl bromide)	CCl_4	0.9	1.8	3.3			1
Bromoethane (Ethyl bromide)	CDCl_3	1.7	3.4				1
2-Bromo-2-methylpropane (<i>tert</i> -Butyl bromide)	CCl_4	1.8					1
1-Bromonaphthalene	CCl_4	7.4	8.1				1
1-Bromopentane (Pentyl bromide)	CCl_4	0.9	1.4	1.9	3.3		1
1-Bromopropane (Propyl bromide)	CCl_4	1.0	1.9	3.4			1
2-Bromopropane (Isopropyl bromide)	CDCl_3	1.7	4.3				1
2-Bromopropene	CDCl_3	2.3	5.3	5.5			1
Butanal	CDCl_3	1.0	1.7	2.4	9.7		1
Butanenitrile	CCl_4	1.1	1.7	2.3			1
1-Butanethiol (Butyl mercaptan)	CDCl_3	0.9	1.2	1.5	2.5		1
Butanoic acid	CCl_4	0.9	1.7	2.3	12.0		1
Butanoic anhydride	CCl_4	1.0	1.7	2.4			1
1-Butanol (Butyl alcohol)	CDCl_3	0.94	1.39	1.53	2.24	3.63	2

Compound	Solvent	¹ H NMR shifts (ppm relative to TMS)						Ref.
2-Butanol (<i>sec</i> -Butyl alcohol)	CDCl ₃	0.93	1.17	1.46	2.37	3.71		2
2-Butanone (Methyl ethyl ketone)	CDCl ₃	1.06	2.14	2.45				2
<i>trans</i> -2-Butenal (<i>trans</i> -Crotonaldehyde)	CDCl ₃	2.0	6.1	6.9	9.5			1
2-Butoxyethanol (Ethylene glycol monobutyl ether)	CCl ₄	0.9	1.3	3.3	3.7			1
Butyl acetate	CDCl ₃	0.9	1.4	2.0	4.1			1
Butylamine	CDCl ₃	0.92	1.33	1.43	1.77	2.68		2
<i>tert</i> -Butylamine	CDCl ₃	1.1	1.2					1
Butylbenzene	CCl ₄	0.9	1.4	2.6	7.1			1
<i>sec</i> -Butylbenzene	CCl ₄	0.8	1.2	1.6	2.5	7.1		1
<i>tert</i> -Butylbenzene	CCl ₄	1.3	7.2					1
Butyl formate	CDCl ₃	0.9	1.5	4.2	8.1			1
1- <i>tert</i> -Butyl-4-methylbenzene	CDCl ₃	1.30	2.31	7.11	7.26			2
Butyl vinyl ether	CCl ₄	0.9	1.4	3.6	3.8	4.0	6.3	1
γ-Butyrolactone	CDCl ₃	4.4						1
Caprolactam	CDCl ₃	1.7	2.4	3.2	7.8			1
2-Chloroaniline	CCl ₄	3.8	6.8					1
Chlorobenzene	CDCl ₃	7.3						2
2-Chlorobutane (<i>sec</i> -Butyl chloride)	CCl ₄	1.1	1.5	1.7	3.9			1
Chloroethane (Ethyl chloride)	CDCl ₃	1.5	3.6					1
2-Chloroethanol (Ethylene chlorohydrin)	CDCl ₃	2.8	3.7	3.8				1
(Chloromethyl)benzene (Benzyl chloride)	CCl ₄	4.5	7.3					1
1-Chloro-3-methylbutane (Isopentyl chloride)	CDCl ₃	0.9	1.7	3.6				1
1-Chloro-2-methylpropane (Isobutyl chloride)	CCl ₄	1.0	1.9	3.3				1
2-Chloro-2-methylpropane (<i>tert</i> -Butyl chloride)	CCl ₄	1.6						1
1-Chloronaphthalene	CCl ₄	7.1	7.5	8.2				1
1-Chlorooctane (Octyl chloride)	CCl ₄	0.9	1.3	1.8	3.5			1
1-Chloropentane (Pentyl chloride)	CCl ₄	0.9	1.6	3.4				1
1-Chloropropane (Propyl chloride)	CCl ₄	1.0	1.8	3.4				1
3-Chloropropene (Allyl chloride)	CCl ₄	4.0	5.2	5.3	5.9			1
2-Chlorotoluene	CDCl ₃	2.4	7.2					1
3-Chlorotoluene	CCl ₄	2.3	7.1					1
Cyclohexane	CDCl ₃	1.43						2
Cyclohexanol	CCl ₄	1.6	3.5	4.2				1
Cyclohexanone	CCl ₄	1.8	2.3					1
Cyclohexene	CCl ₄	1.6	2.0	5.6				1
Cyclohexylamine	CCl ₄	1.4	1.5	2.6				1
Cyclopentane	CCl ₄	1.5						1
Cyclopentanone	CCl ₄	2.0						1
<i>cis</i> -Decahydronaphthalene (<i>cis</i> -Decalin)	CDCl ₃	1.42	1.62					2
<i>trans</i> -Decahydronaphthalene (<i>trans</i> -Decalin)	CDCl ₃	0.87	0.93	1.23	1.54	1.67		2
Decane	CCl ₄	0.9	1.3					1
Diacetone alcohol	CDCl ₃	1.3	2.2	2.6	3.7			1
1,2-Dibromoethane	CDCl ₃	3.65						2
Dibromomethane	CCl ₄	4.9						1
1,2-Dibromopropane	CCl ₄	1.8	3.5	3.8	4.2			1
Dibutylamine	CCl ₄	0.5	0.9	1.4	2.5			1
Dibutyl ether	CCl ₄	0.9	1.4	3.3				1
Dibutyl sebacate	CCl ₄	1.0	1.5	2.2	4.0			1
<i>o</i> -Dichlorobenzene	CCl ₄	7.2						1
<i>m</i> -Dichlorobenzene	CCl ₄	7.2	7.4					1
1,1-Dichloroethane	CDCl ₃	2.06	5.90					2
1,2-Dichloroethane	CCl ₄	3.7						1

Compound	Solvent	¹ H NMR shifts (ppm relative to TMS)					Ref.
1,1-Dichloroethene	CCl ₄	5.5					1
<i>cis</i> -1,2-Dichloroethene	CDCl ₃	6.28					2
<i>trans</i> -1,2-Dichloroethene	(CH ₃) ₄ Si	6.24					2
Dichloromethane (Methylene chloride)	CCl ₄	5.3					1
(Dichloromethyl)benzene (Benzal chloride)	CCl ₄	6.6	7.4				1
1,2-Dichloropropane	CDCl ₃	1.61	3.59	3.74	4.14		2
2,4-Dichlorotoluene	CCl ₄	2.3	7.0	7.3			1
3,4-Dichlorotoluene	CCl ₄	2.3	7.0				1
Diethanolamine	D ₂ O	2.7	3.7				1
1,1-Diethoxyethane (Acetal)	CDCl ₃	1.2	1.3	3.5	3.7	4.7	2
1,2-Diethoxyethane (Ethylene glycol diethyl ether)	CDCl ₃	1.22	3.54	3.58			1
Diethylamine	CCl ₄	0.9	1.0	2.6			1
Diethyl carbonate	CDCl ₃	1.3	4.2				1
Diethylene glycol	CDCl ₃	3.7	4.2				1
Diethylene glycol dimethyl ether (Diglyme)	CDCl ₃	3.3	3.5				1
Diethylene glycol monoethyl ether (Carbitol)	CCl ₄	1.2	3.1	3.5	3.6		1
Diethylene glycol monoethyl ether acetate	CDCl ₃	1.22	2.08	3.54	3.71	4.23	2
Diethylene glycol monomethyl ether	CDCl ₃	3.3	3.4	3.6			1
Diethyl ether	CDCl ₃	1.21	3.47				2
Diethyl sulfide	CCl ₄	1.2	2.5				1
Diisopropylamine	CCl ₄	0.7	1.0	2.9			1
Diisopropyl ether	CCl ₄	1.0	3.5				1
1,2-Dimethoxybenzene (Veratrole)	CCl ₄	3.7	6.8				1
1,2-Dimethoxyethane (Ethylene glycol dimethyl ether)	CCl ₄	3.3	3.4				1
Dimethoxymethane (Methylal)	CCl ₄	3.2	4.4				1
<i>N,N</i> -Dimethylacetamide	CDCl ₃	2.1	2.9	3.0			1
2,4-Dimethylaniline (2,4-Xylidine)	CCl ₄	2.0	2.2	3.4	6.4	6.7	1
2,2-Dimethylbutane (Neohexane)	CCl ₄	0.9	1.1	1.3	1.1	1.3	1
2,3-Dimethylbutane	CCl ₄	0.9	1.5				1
<i>N,N</i> -Dimethylformamide	CDCl ₃	2.9	3.0	8.0			1
Dimethyl glutarate	CDCl ₃	2.0	2.4	3.7			1
2,6-Dimethyl-4-heptanone (Isovalerone)	CCl ₄	0.9	2.1				1
2,5-Dimethylhexane	CCl ₄	0.9	1.4				1
Dimethyl maleate	CCl ₄	3.7	6.2				1
2,2-Dimethylpentane	CDCl ₃	0.9	0.9	1.2			1
2,4-Dimethylpentane	CCl ₄	0.9	1.1	1.6			1
2,4-Dimethyl-3-pentanone (Diisopropyl ketone)	CCl ₄	1.0	2.6				1
2,4-Dimethylpyridine (2,4-Lutidine)	CDCl ₃	2.3	2.5	7.0	7.0	8.4	1
2,6-Dimethylpyridine (2,6-Lutidine)	CDCl ₃	2.51	6.93	7.42			2
Dimethyl sulfoxide	CDCl ₃	2.62					2
1,4-Dioxane	CDCl ₃	3.69					2
1,3-Dioxolane	CDCl ₃	3.88	4.90				2
Dipentyl ether (Amyl ether)	CDCl ₃	0.9	1.4	3.4			1
Dipropylamine	CDCl ₃	1.5	2.6				1
Dodecane	CCl ₄	0.9	1.3				1
1-Dodecene	CCl ₄	0.9	1.3	2.0	5.4		1
Epichlorohydrin	CCl ₄	2.6	2.8	3.2	3.5	3.6	1
1,2-Epoxybutane (Ethyloxirane)	CCl ₄	1.0	1.5	2.3	2.6	2.7	1
1,2-Ethanediamine	CCl ₄	1.2	2.6				1
1,2-Ethanediol (Ethylene glycol)	D ₂ O	3.7					1
1,2-Ethanediol, diacetate (Ethylene glycol diacetate)	CCl ₄	2.0	4.2				1
Ethanol	CDCl ₃	1.23	2.61	3.69			2

Compound	Solvent	¹ H NMR shifts (ppm relative to TMS)						Ref.
Ethanolamine	CDCl ₃	2.7	2.8	3.5				1
Ethoxybenzene (Phenetole)	CCl ₄	1.3	3.9	6.9				1
2-Ethoxyethanol (Ethylene glycol monoethyl ether (Cellosolve))	CDCl ₃	1.22	2.70	3.55	3.72			2
2-Ethoxyethyl acetate (Ethylene glycol monoethyl ether acetate)	CCl ₄	1.2	2.0	3.4	3.5	4.1		1
Ethyl acetate	CDCl ₃	1.26	2.04	4.12				2
Ethyl acetoacetate	CDCl ₃	1.3	1.9	2.2	3.3	4.1	4.9	1
Ethyl acrylate (Ethyl propenoate)	CCl ₄	1.3	4.1	5.7	6.1	6.3		1
Ethylamine	D ₂ O	1.1	2.6					1
Ethylbenzene	CDCl ₃	1.3	2.7	7.2				1
Ethyl benzoate	CCl ₄	1.3	4.3	7.4	8.0			1
Ethyl butanoate	CCl ₄	0.9	1.2	1.7	2.2	4.1		1
Ethyl cyanoacetate	CCl ₄	1.3	3.4	4.3				1
Ethylcyclohexane	CDCl ₃	0.9	1.9	1.4				1
Ethylene carbonate	CDCl ₃	4.5						1
Ethyl formate	CCl ₄	1.3	4.2	7.9				1
2-Ethyl-1,3-hexanediol	CDCl ₃	1.0	1.4	3.8				1
2-Ethyl-1-hexanol	CDCl ₃	0.9	1.3	1.8	3.5			1
Ethyl 3-methylbutanoate	CDCl ₃	1.0	1.3	1.9	4.1			1
3-Ethyl-2-methylpentane	CCl ₄	0.9	0.9	1.5				1
Fluorobenzene	CCl ₄	7.0						1
2-Fluorotoluene	CCl ₄	2.2	6.9					1
3-Fluorotoluene	CCl ₄	2.3	6.9					1
4-Fluorotoluene	CCl ₄	2.2	6.8	7.0				1
Furan	CDCl ₃	6.38	7.44					2
Furfural	CDCl ₃	6.6	7.3	7.7	9.7			1
Furfuryl alcohol	CDCl ₃	2.8	4.6	6.3	7.4			1
Glycerol	D ₂ O	3.6						1
Glycerol triacetate (Triacetin)	CDCl ₃	2.1	4.2	4.3	5.2			1
Heptane	CDCl ₃	0.88	1.27	1.30				2
1-Heptanol	CCl ₄	0.9	1.4	3.4	3.5			1
3-Heptanol	CCl ₄	0.9	1.4	2.3	3.4			1
2-Heptanone (Methyl pentyl ketone)	CCl ₄	0.9	1.3	2.0	2.3			1
3-Heptanone (Ethyl butyl ketone)	CCl ₄	1.0	1.4	2.3				1
1-Heptene	CCl ₄	0.9	1.4	2.0	4.9	5.7		1
Hexane	CDCl ₃	0.89	1.27	1.29				2
Hexanedinitrile (Adiponitrile)	CDCl ₃	1.8	2.5					1
Hexanenitrile	CDCl ₃	0.9	1.5	2.3				1
Hexanoic acid (Caproic acid)	CDCl ₃	0.9	1.4	2.4	11.4			1
1-Hexanol	CDCl ₃	0.90	1.32	1.56	1.79	3.62		2
Hexyl acetate	CCl ₄	0.9	1.4	2.0	4.0			1
3-Hydroxypropanenitrile (Hydracrylonitrile)	CDCl ₃	2.6	3.4	3.9				1
Iodobenzene	CCl ₄	6.8	7.5	7.7				1
1-Iodobutane (Butyl iodide)	CDCl ₃	1.0	1.7	1.9	4.2			1
2-Iodobutane (<i>sec</i> -Butyl iodide)	CDCl ₃	1.0	1.7	1.9	4.2			1
Iodoethane (Ethyl iodide)	CDCl ₃	1.2	2.6	3.7				1
Iodomethane (Methyl iodide)	CDCl ₃	2.2						1
1-Iodopropane (Propyl iodide)	CCl ₄	1.0	1.8	3.2				1
2-Iodopropane (Isopropyl iodide)	CDCl ₃	1.9	4.3					1
Isobutanal (2-Methyl-1-propanal)	CCl ₄	1.1	2.4	9.6				1
Isobutyl acetate	CCl ₄	0.9	1.9	2.0	3.8			1
Isobutylbenzene	CCl ₄	0.9	1.9	2.4	7.1			1
Isobutyl formate	CDCl ₃	1.0	2.0	3.9	8.0			1

Compound	Solvent	¹ H NMR shifts (ppm relative to TMS)								Ref.
Isobutyl isobutanoate	CCl ₄	0.9	1.2	1.9	2.5	3.8				1
Isopentyl acetate	CDCl ₃	0.9	1.5	2.0	4.0					1
Isophorone	CDCl ₃	1.04	1.95	2.19	5.88					2
Isopropyl acetate	CDCl ₃	0.9	1.4	1.6	2.4					1
Isopropylbenzene (Cumene)	CDCl ₃	1.3	2.4	2.9	7.3					1
1-Isopropyl-4-methylbenzene (<i>p</i> -Cymene)	CDCl ₃	1.2	2.3	2.9	7.1					1
Isoquinoline	CDCl ₃	8.5	9.3							1
<i>d</i> -Limonene (Citrene)	CCl ₄	1.4	1.7	1.9	4.6	5.3				1
Mesityl oxide	CDCl ₃	1.89	2.14	2.16	6.09					2
Methanol	CDCl ₃	3.43	3.66							2
2-Methoxyethanol (Ethylene glycol monomethyl ether)	CDCl ₃	2.5	3.4	3.5	3.7	3.5	3.7			1
2-Methoxyethyl acetate (Ethylene glycol monomethyl ether acetate)	CDCl ₃	2.09	3.39	3.59	4.22					2
Methyl acetate	CCl ₄	2.0	3.7							1
2-Methylacrylonitrile	CDCl ₃	2.0	5.7	5.8						1
2-Methylaniline (<i>o</i> -Toluidine)	CCl ₄	2.0	3.2	6.7						1
3-Methylaniline (<i>m</i> -Toluidine)	CCl ₄	2.2	3.3	6.4	6.9					1
<i>N</i> -Methylaniline	CCl ₄	2.7	3.3	6.4	6.6	7.1				1
Methyl benzoate	CCl ₄	3.8	7.4	8.0						1
3-Methylbutanoic acid (Isovaleric acid)	CCl ₄	1.0	2.2	11.0						1
3-Methyl-1-butanol (Isopentyl alcohol)	CCl ₄	0.9	1.5	3.5	4.1					1
Methyl cyanoacetate	CDCl ₃	3.5	3.8							1
Methylcyclohexane	CCl ₄	0.9	1.4							1
<i>cis</i> -4-Methylcyclohexanol	CDCl ₃	0.9	1.5	2.9	3.9					1
<i>N</i> -Methylformamide	CDCl ₃	2.82	7.4	8.16						2
Methyl formate	CDCl ₃	3.76	8.07							2
2-Methylheptane	CCl ₄	0.9	1.3							1
4-Methylheptane	CDCl ₃	0.8	0.9	1.4						1
2-Methylhexane	CDCl ₃	0.9	0.9	1.4						1
5-Methyl-2-hexanone (Methyl isopentyl ketone)	CCl ₄	0.9	1.4	2.0	2.3					1
Methyl methacrylate (Methyl 2-methyl-2-propenoate)	CDCl ₃	2.0	3.8	5.6	6.1					1
2-Methyloctane	CCl ₄	0.9	1.0	1.3						1
2-Methylpentane	CCl ₄	0.8	0.9	1.5						1
3-Methylpentane	CCl ₄	0.8	1.5							1
2-Methyl-2,4-pentanediol (Hexylene glycol)	CCl ₄	1.1	1.2	1.3	1.4	1.6	4.2	4.7	4.9	1
4-Methylpentanenitrile	CCl ₄	1.0	1.6	2.3						1
4-Methyl-2-pentanol	CCl ₄	0.9	1.1	1.3	1.8	3.5	3.7			1
3-Methyl-3-pentanol	CCl ₄	0.9	1.1	1.4	1.8					1
4-Methyl-2-pentanone (Methyl isobutyl ketone)	CDCl ₃	0.9	2.1	2.3						1
2-Methylpropanenitrile (Isobutyronitrile)	CDCl ₃	1.3	2.7							1
2-Methylpropanoic acid (Isobutyric acid)	CCl ₄	1.2	2.6							1
2-Methyl-1-propanol (Isobutyl alcohol)	CCl ₄	0.9	1.7	3.3	4.0					1
2-Methyl-2-propanol (<i>tert</i> -Butyl alcohol)	CDCl ₃	1.3	1.4							1
2-Methylpyridine (2-Picoline)	CCl ₄	2.5	6.9	7.4	8.4					1
3-Methylpyridine (3-Picoline)	CCl ₄	2.3	7.0	7.4	8.4					1
<i>N</i> -Methyl-2-pyrrolidinone	CDCl ₃	2.1	2.4	2.8	3.4					1
Methyl salicylate	CCl ₄	3.9	6.7	6.9	7.3	7.7	10.6			1
2-Methylthiophene	CDCl ₃	2.5	6.7	6.9	7.0					1
Morpholine	CDCl ₃	2.59	2.86	3.67						2
Nitrobenzene	CCl ₄	7.52	7.65	8.19						2
Nitroethane	CDCl ₃	1.6	4.3							1
Nitromethane	CCl ₄	4.2								1
1-Nitropropane	CDCl ₃	1.0	2.1	4.4						1

Compound	Solvent	¹ H NMR shifts (ppm relative to TMS)								Ref.
Nonane	CDCl ₃	0.9	1.3							1
Octane	CDCl ₃	0.88	1.26							1
1-Octanol	CDCl ₃	0.88	1.29	1.5	2.40	3.60				2
2-Octanone (Hexyl methyl ketone)	CCl ₄	0.9	1.4	2.1	2.4					1
1-Octene	CCl ₄	0.9	1.3	2.1	4.8	4.9	5.7			1
Pentane	CDCl ₃	0.88	1.26	1.30						2
1,5-Pentanediol (Pentamethylene glycol)	D ₂ O	1.5	3.6							1
2,4-Pentanedione (Acetylacetone)	CCl ₄	2.0	2.2	3.5	5.4	14.7				1
Pentanenitrile (Valeronitrile)	CCl ₄	1.0	1.6	2.3						1
Pentanoic acid (Valeric acid)	CCl ₄	0.9	1.5	2.3	11.7					1
1-Pentanol (Amyl alcohol)	CCl ₄	0.9	1.4	3.5	4.4					1
2-Pentanol (<i>sec</i> -Amyl alcohol)	CDCl ₃	0.9	1.2	1.3	2.2	3.7				1
3-Pentanol (Diethyl carbinol)	CCl ₄	0.9	1.4	3.3	3.4					1
2-Pentanone (Methyl propyl ketone)	CCl ₄	0.9	1.6	2.0	2.3					1
3-Pentanone (Diethyl ketone)	CCl ₄	1.0	2.4							1
Pentyl acetate (Amyl acetate)	CCl ₄	0.9	1.4	2.0	4.0					1
Pentylamine (Amylamine)	CDCl ₃	0.9	1.4	2.7						1
α-Pinene	CDCl ₃	0.84	1.16	1.27	1.66	1.93	2.19	2.33	5.19	2
Piperidine	CDCl ₃	1.53	2.18	2.79						2
Propanal	CDCl ₃	1.1	2.4	9.8						1
1,2-Propanediol (1,2-Propylene glycol)	CDCl ₃	1.1	3.4	3.9	4.3					1
1,3-Propanediol (Trimethylene glycol)	D ₂ O	1.8	3.7							1
Propanenitrile	CCl ₄	1.3	2.3							1
Propanoic acid	CDCl ₃	1.1	2.4	10.5						1
Propanoic anhydride	CCl ₄	1.2	2.4							1
1-Propanol (Propyl alcohol)	CDCl ₃	0.9	1.6	2.3	3.6					1
2-Propanol (Isopropyl alcohol)	CDCl ₃	1.2	1.6	4.0						1
Propargyl alcohol (3-Hydroxy-1-propyne)	CDCl ₃	2.5	2.8	4.3						1
Propyl acetate	CCl ₄	0.9	1.6	2.0	4.0					1
Propylamine	CCl ₄	0.9	1.5	2.1	2.7					1
Propylbenzene	CDCl ₃	0.9	1.6	2.6						1
Propyl formate	CCl ₄	1.0	1.7	4.1	7.9					1
Pyridine	CDCl ₃	7.23	7.62	8.59						2
Pyrrole	CDCl ₃	6.2	6.7	8.0						1
Pyrrolidine	C ₆ H ₆	1.5	2.4	2.7						1
2-Pyrrolidone	CDCl ₃	2.2	3.4	7.7						1
Quinoline	CCl ₄	7.1	7.8	8.8						1
Salicylaldehyde (2-Hydroxybenzaldehyde)	CDCl ₃	7.0	7.4	9.8	11.0					1
Styrene	CCl ₄	5.1	5.6	6.6	7.2					1
Sulfolane	CDCl ₃	2.2	3.0							1
α-Terpinene	CDCl ₃	1.02	1.77	2.09	2.28	5.59	5.62			2
1,1,1,2-Tetrachloroethane	CDCl ₃	4.29								2
1,1,2,2-Tetrachloroethane	CDCl ₃	5.91								2
Tetraethylene glycol	CCl ₄	3.5	3.6							1
Tetrahydrofuran	CDCl ₃	1.84	3.73							2
1,2,3,4-Tetrahydronaphthalene	CDCl ₃	1.8	2.8	7.1						1
Tetrahydropyran	CCl ₄	1.6	3.6							1
Tetrahydrothiophene	CDCl ₃	1.9	2.8							1
Tetramethylsilane	CCl ₄	0.0								1
Tetramethylurea	CCl ₄	2.8								1
Thiophene	CDCl ₃	7.1	7.3							1
Toluene	CDCl ₃	2.34	7.18							2

Compound	Solvent	¹ H NMR shifts (ppm relative to TMS)							Ref.
Tribromomethane (Bromoform)	CCl ₄	6.8							1
Tributylamine	CCl ₄	0.9	1.3	2.3					1
1,1,1-Trichloroethane	CCl ₄	2.7							1
1,1,2-Trichloroethane	CDCl ₃	4.0	5.8						1
Trichloroethene	CCl ₄	6.5							1
Trichloroethylsilane	CCl ₄	1.3							1
Trichloromethane (Chloroform)	CCl ₄	7.2							1
(Trichloromethyl)benzene (Benzotrichloride)	CCl ₄	7.3	7.8						1
Tridecane	CCl ₄	0.9	1.3						1
Triethanolamine	D ₂ O	2.7	3.6						1
Triethylamine	CCl ₄	1.0	2.4						1
Triethylene glycol	CDCl ₃	3.5	3.7						1
Triethyl phosphate	CDCl ₃	1.4	4.1						1
2,2,2-Trifluoroethanol	CDCl ₃	3.4	3.9						1
(Trifluoromethyl)benzene (Benzotrifluoride)	CCl ₄	7.5							1
Trimethylamine	CCl ₄	2.12							2
1,2,3-Trimethylbenzene (Hemimellitene)	CDCl ₃	2.2	2.3	7.0					1
1,2,4-Trimethylbenzene (Pseudocumene)	CCl ₄	2.2	6.8						1
1,3,5-Trimethylbenzene (Mesitylene)	CDCl ₃	2.3	6.8						1
2,2,3-Trimethylbutane (Triptane)	CCl ₄	0.8	1.3						1
2,2,5-Trimethylhexane	CCl ₄	0.9	1.2						1
2,3,3-Trimethylpentane	CCl ₄	0.8	0.8	1.4					1
2,3,4-Trimethylpentane	CCl ₄	0.8	1.9						1
Trimethyl phosphate	CDCl ₃	3.78							2
2,4,6-Trimethylpyridine (2,4,6-Collidine)	CCl ₄	2.2	2.4	6.6					1
1-Undecene	CCl ₄	0.9	1.3	2.0	4.8	4.9	5.6		1
Vinyl acetate	CDCl ₃	2.1	4.6	4.9	7.3				1
<i>o</i> -Xylene	CDCl ₃	2.22	7.07						2
<i>m</i> -Xylene	CDCl ₃	2.28	6.95	7.11					2
<i>p</i> -Xylene	CDCl ₃	2.30	7.05						2

¹³C-NMR ABSORPTIONS OF MAJOR FUNCTIONAL GROUPS

Thomas J. Bruno and Paris D. N. Svoronos

The table below lists the ¹³C chemical shift ranges (in ppm) with the corresponding functional groups in descending order. Some typical simple compounds for every family are given to illustrate the corresponding range. The shifts for the carbons of interest are given in parentheses, either for each carbon as it appears from left to right in the formula, or by the underscore (Refs. 1–17). In Ref. 1, the reader can find additional details, correlation charts, additivity rules and the expected ¹³C peaks attributed to common solvents.

References

1. Bruno, T. J., and Svoronos, P. D. N., *CRC Handbook of Basic Tables for Chemical Analysis*, 3rd Edition, CRC Press, Boca Raton, FL, 2011.
2. Yoder, C. H., and Schaeffer, C. D., Jr., *Introduction to Multinuclear NMR: Theory and Application*, The Benjamin/Cummings Publishing Co., Menlo Park, CA, 1987.
3. Brown, D. W., *J. Chem. Educ.* 62, 209, 1985.
4. Silverstein, R. M., and Webster F. X., *Spectrometric Identification of Organic Compounds*, 6th Edition, John Wiley and Sons, New York, 1998.
5. Becker, E. D., *High Resolution NMR, Theory and Chemical Applications*, 2nd Edition, Academic Press, New York, 1980.
6. Gunther, H., *NMR Spectroscopy: Basic Principles, Concepts and Applications in Chemistry*, Wiley, New York, 2003.
7. Kitamaru, R., *Nuclear Magnetic Resonance: Principles and Theory*, Elsevier Science, 1990.
8. Lambert, J. B., Holland, L. N., and Mazzola, E. P., *Nuclear Magnetic Resonance Spectroscopy: Introduction to Principles, Applications and Experimental Methods*, Prentice Hall, Englewood Cliffs, NJ, 2003.
9. Bovey, F. A., and Mirau, P. A., *Nuclear Magnetic Resonance Spectroscopy*, 2nd Edition, Academic Press, New York, 1988.
10. Harris, R. K., and Mann, B. E., *NMR and the Periodic Table*, Academic Press, London, 1978.
11. Hore, P. J., *Nuclear Magnetic Resonance*, Oxford University Press, Oxford, 1995.
12. Nelson, J. H., *Nuclear Magnetic Resonance Spectroscopy*, 2nd Edition, Wiley, New York, 2003.
13. Levy, G. C., Lichter, R. L., and Nelson, G. L., *Carbon-13 Nuclear Magnetic Resonance Spectroscopy*, 2nd Edition, Wiley, New York, 1980.
14. Pihlaja, K., and Kleinpeter, E., *Carbon-13 NMR Chemical Shifts in Structural and Stereochemical Analysis*, VCH, New York, 1994.
15. *Aldrich Library of ¹H and ¹³C FT-NMR Spectra*, Aldrich Chemical Company, Milwaukee, WI, 1996.
16. Balci, M., *Basic ¹H- and ¹³C-NMR Spectroscopy*, Elsevier, London, 2005.
17. <http://www.chem.wisc.edu/areas/reich/handouts/nmr-c13/cdata.htm>, 2009.

δ /ppm	Group	Family	Example (δ of Underlined Carbon)	
220–165	>C=O	Ketones	(CH ₃) ₂ C=O	(206.0)
			(CH ₃) ₂ CHC(=O)CH ₃	(212.1)
		Aldehydes	CH ₃ CHO	(199.7)
			CH ₃ CH=CHCHO	(192.4)
		α,β -unsaturated carbonyls	CH ₂ =CHC(=O)CH ₃	(169.9)
			HCO ₂ H	(166.0)
		Carboxylic acids	CH ₃ C(=O)OH	(178.1)
			HCONH ₂	(165.0)
		Amides	CH ₃ CONH ₂	(172.7)
			CH ₃ CO ₂ CH ₂ CH ₃	(170.3)
140–120	>C=C<	Aromatics, alkenes	CH ₂ =CHCO ₂ CH ₃	(165.5)
			C ₆ H ₆	(128.5)
			CH ₂ =CH ₂	(123.2)
			CH ₂ =CHCH ₃	(115.9, 136.2)
			CH ₂ =CHCH ₂ Cl	(117.5, 133.7)
			CH ₃ CH=CHCH ₂ CH ₃	(132.7)
125–115	–C \equiv N	Nitriles	CH ₃ –C \equiv N	(117.7)
80–70	–C \equiv C–	Alkynes	H–C \equiv CH	(71.9)
			CH ₃ –C \equiv CCH ₃	(73.9)
70–45	>C–O– 	Esters, alcohols	CH ₃ OOCCCH ₂ CH ₃	(57.6, 67.9)
			HOCH ₃	(49.0)
			HOCH ₂ CH ₃	(57.0)
40–20	>C–NH ₂ 	Amines	CH ₃ NH ₂	(26.9)
			CH ₃ CH ₂ NH ₂	(35.9)
30–15	–S–CH ₃	Sulfides (thioethers)	C ₆ H ₅ –S–CH ₃	15.6
30–(–2.3)	>CH–	Alkanes, cycloalkanes	CH ₄	(–2.3)
			CH ₃ CH ₃	(5.7)
			CH ₃ CH ₂ CH ₃	(15.8, 16.3)
			CH ₃ CH ₂ CH ₂ CH ₃	(13.4, 25.2)
			CH ₃ CH ₂ CH ₂ CH ₂ CH ₃	(13.9, 22.8, 34.7)
			Cyclohexane	(26.9)

¹³C NMR CHEMICAL SHIFTS OF COMMON ORGANIC SOLVENTS

The following table gives the expected carbon-13 chemical shifts, relative to tetramethylsilane, for various useful NMR solvents. In some solvents, slight changes can occur with change of concentration.^{2,3}

References

1. Bruno, T. J., and Svoronos, P. D. N., *CRC Handbook of Basic Tables for Chemical Analysis*, 3rd Edition, CRC Press, Boca Raton, FL, 2011.
2. Silverstein, R. M., Bassler, G. C., and Morrill, T. C., *Spectrometric Identification of Organic Compounds*, John Wiley & Sons, New York, 1981.
3. Rahman, A.-U., *Nuclear Magnetic Resonance. Basic Principles*, Springer-Verlag, New York, 1986.
4. Pretsch, E., Clerc, T., Seibl, J., and Simon, W., *Spectral Data for Structure Determination of Organic Compounds, Second Edition*, Springer-Verlag, Heidelberg, 1989.

Solvent	Formula	Chemical shift (ppm)
Acetic acid- <i>d</i> ₄	CD ₃ COOD	20.0 (CD ₃) 205.8 (C=O)
Acetone	(CH ₃) ₂ C=O	30.7 (CH ₃) 206.7 (C=O)
Acetone- <i>d</i> ₆	(CD ₃) ₂ C=O	29.2 (CD ₃) 204.1 (C=O)
Acetonitrile- <i>d</i> ₃	CD ₃ C≡N	1.3 (CD ₃) 117.1 (C≡N)
Benzene	C ₆ H ₆	128.5
Benzene- <i>d</i> ₆	C ₆ D ₆	128.4
Carbon disulfide	CS ₂	192.3
Carbon tetrachloride	CCl ₄	96.0
Chloroform	CHCl ₃	77.2
Chloroform- <i>d</i> ₃	CDCl ₃	77.05
Cyclohexane- <i>d</i> ₁₂	C ₆ D ₁₂	27.5
Dichloromethane- <i>d</i> ₂	CD ₂ Cl ₂	53.6
Dimethylformamide- <i>d</i> ₇	(CD ₃) ₂ NCDO	31 (CD ₃) 36 (CD ₃) 162.4 (C=O)
Dimethylsulfoxide- <i>d</i> ₆	(CD ₃) ₂ S=O	39.6
Dioxane- <i>d</i> ₈	C ₄ D ₃ O ₂	67.4
Formic acid- <i>d</i> ₂	DCOOD	165.5
Methanol- <i>d</i> ₄	CD ₃ OD	49.3
Nitromethane- <i>d</i> ₃	CD ₃ NO ₂	57.3
Pyridine	C ₅ H ₅ N	123.6 (C ₃) 135.7 (C ₄) 149.8 (C ₂)
Pyridine- <i>d</i> ₅	C ₅ D ₅ N	123.9 (C ₃) 135.9 (C ₄) 150.2 (C ₂)
1,1,2,2-Tetrachloroethane- <i>d</i> ₂	CDCl ₂ CDCl ₂	75.5
Tetrahydrofuran- <i>d</i> ₈	C ₄ D ₈ O	25.8 (C ₂) 67.9 (C ₁)
Trichlorofluoromethane	CFC1 ₃	117.6

¹⁵N-NMR CHEMICAL SHIFTS OF MAJOR CHEMICAL FAMILIES

Thomas J. Bruno and Paris D. N. Svoronos

The following table contains ¹⁵N NMR chemical shifts of various organic nitrogen compounds. Chemical shifts are expressed relative to different standards (NH₃, NH₄Cl, CH₃NO₂, NH₄NO₃, HNO₃, etc.) and are interconvertible. Chemical shifts are sensitive to hydrogen bonding and are solvent dependent as seen in the case of pyridine (see footnote a below). Consequently, the reference as well as the solvent should always accompany chemical shift data. All shifts are relative to ammonia unless otherwise specified (Refs. 1–16). A section of “miscellaneous” data gives the chemical shift of special compounds relative to unusual standards. In Ref. 16, the reader can find additional details, correlation charts, and spin-spin coupling ranges.

References

1. Levy, G. C., and Lichter, R. L., *Nitrogen-15 Nuclear Magnetic Resonance Spectroscopy*, John Wiley and Sons, New York, 1979.
2. Yoder, C. H., and Schaeffer, C. D., Jr., *Introduction to Multinuclear NMR*, Benjamin/Cummings, Menlo Park, CA, 1987.
3. Duthaler, R. O., and Roberts, J. D., *J. Am. Chem. Soc.* 100, 4969, 1978.
4. Duthaler, R. O., and Roberts, J. D., *J. Am. Chem. Soc.* 100, 3889, 1978.
5. Kozerski, L., and von Philipsborn, W., *Org. Magn. Res.* 17, 306, 1981.
6. Duthaler, R. O., and Roberts, J. D., *J. Am. Chem. Soc.* 100, 3882, 1978.
7. Duthaler, R. O., and Roberts, J. D., *J. Magn. Res.* 34, 129, 1979.
8. Psota, L., Franzen-Sieveling, M., Turnier, J., and Lichter, R. L., *Org. Magn. Res.* 11, 401, 1978.
9. Subramanian, P. K., Chandra Sekara, N., and Ramalingam, K., *J. Org. Chem.* 47, 1933, 1982.
10. Schuster, I. I., and Roberts, J. D., *J. Org. Chem.* 45, 284, 1980.
11. Kupce, E., Liepins, E., Pudova, O., and Lukevics, E., *J. Chem. Soc., Chem. Commun.*, 581, 1984.
12. Allen, M., and Roberts, J. D., *J. Org. Chem.* 45, 130, 1980.
13. Brownlee, R. T. C., and Sadek, M., *Magn. Res. Chem.* 24, 821, 1986.
14. Dega-Szafran, Z., Szafran, M., Stefaniak, L., Brevard, C., and Bourdonneau, M., *Magn. Res. Chem.* 24, 424, 1986.
15. Lambert, J. B., Shurvell, H. F., Verbit, L., Cooks, R. G., and Stout, G. H., *Organic Structural Analysis*, MacMillan, New York, 1976.
16. Bruno, T. J., and Svoronos, P. D. N., *CRC Handbook of Basic Tables for Chemical Analysis*, 3rd Edition, CRC Press, Boca Raton, FL, 2011.

Chemical Shift Range/ppm	Family	Example (δ)
<930	Nitroso compounds	C ₆ H ₅ -NO (913, 930)
608	Sodium nitrite	NaNO ₂
~500	Azo compounds	C ₆ H ₅ -N=N-C ₆ H ₅ (510)
380–350	Nitro compounds	C ₆ H ₅ NO ₂ (370.3); CH ₃ NO ₂ (380.2); 4-F-C ₆ H ₄ -NO ₂ (368.5); 1,3-(NO ₂) ₂ C ₆ H ₄ (365.4)
367	Nitric acid (8.57 M)	HNO ₃
360–325	Nitramines	CH ₃ NHNO ₂ (355.6); CH ₃ O ₂ CNHNO ₂ (334.9)
350–300	Pyridines	C ₅ H ₅ N (317) ^a (gas); 4-CH ₃ -C ₅ H ₄ N (309.3); 4-NH ₂ -C ₅ H ₄ N (271.5); 4-NC-C ₅ H ₄ N (327.9)
~310	Imines (aromatic)	(C ₆ H ₅) ₂ C=NH (308); C ₆ H ₅ CH=NCH ₃ (318); C ₆ H ₅ CH=NC ₆ H ₅ (326)
310.1	Nitrogen (gas)	N ₂
250–200	Pyridinium salts	C ₅ H ₅ NH ⁺ (215)
260–175	Cyanides (nitriles)	CH ₃ CN (239.5, 245); C ₆ H ₅ CN (258.7); KCN 177.8
~160	Pyrroles, isonitriles	C ₄ H ₄ NH (158)CH ₃ NC (162)
~150	Thioamides	CH ₃ C(=S)NH ₂ (150.2)
120–110	Lactams	HN(CH ₂) ₃ C=O (5-membered ring; 114.7) HN(CH ₂) ₆ C=O (8-membered ring; 117.7)
110–100	Amides	C ₆ H ₅ CONH ₂ (100); CH ₃ CONH ₂ (103.4); CH ₃ CONHCH ₃ (105.8); CH ₃ CON(CH ₃) ₂ (103.8); HCONH ₂ (108.5)
125–90	Sulfonamides	CH ₃ SO ₂ NH ₂ (95); C ₆ H ₅ SO ₂ NH ₂ (94.3)
~100	Hydrazines	C ₆ H ₅ NHNHC ₆ H ₅ (96)
110–60	Ureas	[H ₂ N] ₂ CO (75, 82); [(CH ₃) ₂ N] ₂ CO (63.5); [C ₆ H ₅ NH] ₂ CO (107.7)
100–70	Aminophosphines, aminophosphine oxides	C ₆ H ₅ NHP(CH ₃) ₂ (71.1) C ₆ H ₅ NHPO(CH ₃) ₂ (86.6)
70–50	Aromatic amines	C ₆ H ₅ NH ₂ (55, 59), (–322.3) ^b ; C ₆ H ₅ NH ₃ ⁺ (48), (–326.4) ^b , 26.1 ^c ; p-O ₂ N-C ₆ H ₄ -NH ₂ (70)
40–0	Aliphatic amines	CH ₃ NH ₂ (1.3) ^d , (–371) ^b ; (CH ₃) ₂ NH (–363.3) ^b , (–364.9) ^c , 6.7 ^d ; (CH ₃) ₃ N (–356.9) ^b , (–360.7) ^c , 13.0 ^d
50–10	Isonitriles	CH ₃ NCO (14.1); C ₆ H ₅ NCO (46.5)
65–20	Ammonium salts	NH ₄ Cl (26.1) ⁴ ; CH ₃ NH ₃ Cl (24.5); (CH ₃) ₂ NH ₂ Cl (26.6); (CH ₃) ₃ NHCl (33.8); (CH ₃) ₄ NCl (44.7)
~15	Isocyanates	CH ₃ NCO (14.1)
Miscellaneous:		
(–130)–(–110) and ~ (–212)	Imidazoles	N-methylimidazole (–111.4, pyridine N and –215.7, pyrrole N) ^b
(–345)–(–310) ^b	Piperidine, hydrochloride salts	piperidinium hydrochloride (–344.8); 2-methyl piperidinium hydrochloride (–322.1) ^c
	Decahydroquinolines, hydrochloride salts	trans-decahydroquinolinium hydrochloride (–322.5); cis-decahydroquinolinium hydrochloride (–328.5)

Chemical Shift Range/ppm	Family	Example (δ)
(-293)–(-280) ^f	Enaminones	CH ₃ C(=O)CH=CHNHCH ₃ [(<i>E</i>)-(-294.2); (<i>Z</i>)-(-285.9)]
35–15 ^g	4-Aminotetrahydropyrans, 4-aminotetrahydro-thiopyrans	2,6-diphenyl 4-aminotetrahydropyran (34.5) 2,6-diphenyl 4-aminotetrahydrothiopyran (33.6)
(-325)–(-310) ^c	1-Naphthylamines	8-nitro-1-naphthylamine (313.9)
(-350)–(-300) ^h	Silylamines	HN[Si(CH ₃) ₃] ₂ (-354.2)

^a Varies with solvent. For instance: cyclohexane (315.5), benzene (312.1), chloroform (304.5), methanol (292.1), water (289), 2,2,2-trifluoroethanol (277.1). All chemical shifts relative to ammonia.

^b Upfield from external HNO₃ 1M (CH₃OH).

^c In ppm upfield from external 1M D¹⁵NO₃ in D₂O (DMSO) (Ref. 10).

^d Downfield from anhydrous liquid ammonia, ±0.2 ppm unless otherwise specified.

^e Upfield from external HNO₃ 1M (cyclohexane).

^f Relative to external CH₃¹⁵NO₂.

^g With respect to an external standard of 5M ¹⁵NH₄NO₃ in 2M HNO₃ (¹⁵NH₄NO₃ = 21.6 ppm relative to anhydrous ammonia) (Ref. 9).

^h Relative to N(SiH₃) (50 % in CDCl₃) (Ref. 11).

NATURAL ABUNDANCE OF IMPORTANT ISOTOPES

Thomas J. Bruno and Paris D. N. Svoronos

The following table lists the atomic masses and relative percent concentrations of naturally occurring isotopes of importance in mass spectroscopy (Refs. 1–6).

References

1. de Hoffmann, E., and Stroobant, V., *Mass Spectrometry: Principles and Applications*, 3rd Ed., Wiley Interscience, Winchester, United Kingdom, 2007.
2. Johnstone, R. A. W., and Rose, M. E., *Mass Spectrometry for Chemists and Biochemists*, Cambridge University Press, New York, 1996.
3. Lide, D. R., Ed., *CRC Handbook for Chemistry and Physics*, 90th Ed., CRC Press, Boca Raton, FL, 2010.
4. McLafferty, F. W., and Turecek, F., *Interpretation of Mass Spectra*, 4th Ed., University Science Books, Mill Valley, CA, 1993.
5. Watson, J. T., *Introduction to Mass Spectrometry*, 3rd Ed., Lippincott-Raven, Philadelphia, PA, 1997.
6. Bruno, T. J., and Svoronos, P. D. N., *CRC Handbook of Basic Tables for Chemical Analysis*, 3rd Ed., CRC Press, Boca Raton, FL, 2011.

Element	More Prominent Isotopes (Mass in u, Percent Abundance)	
Hydrogen	¹ H (1.00783, 99.985)	² H (2.01410, 0.015)
Boron	¹⁰ B (10.01294, 19.8)	¹¹ B (11.00931, 80.2)
Carbon	¹² C (12.00000, 98.9)	¹³ C (13.00335, 1.1)
Nitrogen	¹⁴ N (14.00307, 99.6)	¹⁵ N (15.00011, 0.4)
Oxygen	¹⁶ O (15.99491, 99.8)	¹⁸ O (17.9992, 0.2)
Fluorine	¹⁹ F (18.99840, ≈100.0)	
Silicon	²⁸ Si (27.97693, 92.2)	²⁹ Si (28.97649, 4.7) ³⁰ Si (29.97376, 3.1)
Phosphorus	³¹ P (30.97376, ≈100.0)	
Sulfur	³² S (31.972017, 95.0)	³³ S (32.97146, 0.7) ³⁴ S (33.96786, 4.2)
Chlorine	³⁵ Cl (34.96885, 75.5)	³⁷ Cl (36.96590, 24.5)
Bromine	⁷⁹ Br (78.9183, 50.5)	⁸¹ Br (80.91642, 49.5)
Iodine	¹²⁷ I (126.90466, ≈100.0)	

COMMON MASS SPECTRAL FRAGMENTATION PATTERNS OF ORGANIC COMPOUND FAMILIES

Thomas J. Bruno and Paris D. N. Svoronos

The following table provides a guide to the identification and interpretation of commonly observed mass spectral fragmentation patterns for common organic functional groups (Refs. 1–10). It is of course highly desirable to augment mass spectroscopic data with as much other structural information as possible. Especially useful in this regard will be the confirmatory information of infrared and ultraviolet spectrophotometry as well as nuclear magnetic resonance spectrometry.

The reader is referred to other tables in this book for additional information that can be used in assessing or predicting fragmentation patterns, particularly the table of Proton Affinities (p. 10-167) and ionization energies of Gas-Phase Molecules (p. 10-199).

References

1. Bowie, J. H., Williams, D. H., Lawesson, S. O., Madsen, J. O., Nolde, C., and Schroll, G., *Tetrahedron* 22, 3515, 1966.
2. Johnstone, R. A. W., and Rose, M. E., *Mass Spectrometry for Chemical and Biochemists*, Cambridge University Press, New York, 1996.
3. Lee, T. A., *A Beginner's Guide to Mass Spectral Interpretation*, Wiley, New York, 1998.
4. McLafferty, F. W., and Turecek, F., *Interpretation of Mass Spectra*, 4th Ed., University Science Books, Mill Valley, CA, 1993.
5. Pasto, D. J., and Johnson, C. R., *Organic Structure Determination*, Prentice Hall, Englewood Cliffs, NJ, 1969.
6. Silverstein, R. M., Bassler, G. C., and Morrill, T. C., *Spectroscopic Identification of Organic Compounds*, 6th Ed., John Wiley & Sons, New York, 1998.
7. Smakman, R., and deBoer, T. J., *Org. Mass Spec.* 3, 1561, 1970.
8. Smith, R. M., *Understanding Mass Spectra: A Basic Approach*, John Wiley & Sons, New York, 1999.
9. Watson, T. J., and Watson, J. T., *Introduction to Mass Spectrometry*, Lippincott, Williams and Wilkins, Philadelphia, PA, 1997.
10. Bruno, T. J., and Svoronos, P. D. N., *CRC Handbook of Basic Tables for Chemical Analysis*, 3rd Ed., CRC Press, Boca Raton, FL, 2011.

Family	Molecular Ion Peak	Common Fragments; Characteristic Peaks
Acetals		Cleavage of all C–O, C–H and C–C bonds around the original aldehydic carbon
Alcohols	Weak for 1° and 2°; not detectable for 3°; strong for benzyl alcohols	Loss of 18 (H ₂ O — usually by cyclic mechanism); loss of H ₂ O and olefin simultaneously with four (or more) carbon-chain alcohols; prominent peak at $m/z = 31(\text{CH}_2\dot{\text{O}}\text{H})^+$ for 1° alcohols; prominent peak at $m/z = (\text{RCH}\dot{\text{O}}\text{H})^+$ for 2° alcohols and $m/z = (\text{R}_2\text{C}\dot{\text{O}}\text{H})^+$ for 3° alcohols
Aldehydes	Low intensity	Loss of aldehydic hydrogen (strong M-1 peak, especially with aromatic aldehydes); strong peak at $m/z = 29(\text{HC}\equiv\text{O}^+)$; loss of chain attached to alpha carbon (beta cleavage); McLafferty rearrangement via beta cleavage if gamma hydrogen is present
Alkanes		
(a) Chain	Low intensity	Loss of 14 mass units (CH ₂)
(b) Branched	Low intensity	Cleavage at the point of branch; low intensity ions from random rearrangements
(c) Alicyclic	Intense	Loss of 28 mass units (CH ₂ =CH ₂) and side chains
Alkenes (olefins)	Rather high intensity (loss of π -electron) especially in case of cyclic olefins	Loss of units of general formula C _n H _{2n-1} ; formation of fragments of the composition C _n H _{2n} (via McLafferty rearrangement); retro Diels-Alder fragmentation
Alkyl halides	Abundance of molecular ion F<Cl<Br<I; intensity decreases with increase in size and branching	Loss of fragments equal to the mass of the halogen until all halogens are cleaved off
(a) Fluorides	Very low intensity	Loss of 20 (HF); loss of 26 (C ₂ H ₂) in case of fluorobenzenes
(b) Chlorides	Low intensity; characteristic isotope cluster	Loss of 35 (Cl) or 36 (HCl); loss of chain attached to the gamma carbon to the carbon carrying the Cl
(c) Bromides	Low intensity; characteristic isotope cluster	Loss of 79 (Br); loss of chain attached to the gamma carbon to the carbon carrying the Br
(d) Iodides	Higher than other halides	Loss of 127 (I)
Alkynes	Rather high intensity (loss of π -electron)	Fragmentation similar to that of alkenes
Amides	High intensity	Strong peak at $m/z = 44$ indicative of a 1° amide (O=C=NH ₂ ⁺); base peak at $m/z = 59$ (CH ₂ =C(OH)N ⁺ H ₂); possibility of McLafferty rearrangement; loss of 42 (C ₂ H ₂ O) for amides of the form RNHCOCH ₃ when R is aromatic ring
Amines	Hardly detectable in case of acyclic aliphatic amines; high intensity for aromatic and cyclic amines	Beta cleavage yielding >C=N ⁺ <; base peak for all 1° amines at $m/z = 30$ (CH ₂ =N ⁺ H ₂); moderate M-1 peak for aromatic amines; loss of 27 (HCN) in aromatic amines; fragmentation at alpha carbons in cyclic amines
Aromatic hydrocarbons (arenes)	Intense	Loss of side chain; formation of RCH=CHR' (via McLafferty rearrangement); cleavage at the bonds beta to the aromatic ring; peaks at $m/z = 77$ (benzene ring; especially mono-substituted), 91 (tropyllium); the ring position of alkyl substitution has very little effect on the spectrum
Carboxylic acids	Weak for straight-chain monocarboxylic acids; large if aromatic acids	Base peak at $m/z = 60$ (CH ₂ =C(OH) ₂) if alpha hydrogen is present; peak at $m/z = 45$ (COOH); loss of 17 (–OH) in case of aromatic acids or short-chain acids
Disulfides	Low intensity	Loss of olefins (m/z equal to R–S–S–H ⁺); strong peak at $m/z = 66$ (HSSH ⁺)
Phenols	Highly intense peak (base peak* generally)	Loss of 28 (C=O) and 29 (CHO); strong peak at $m/z = 65$ (C ₅ H ₅ ⁺)

Family	Molecular Ion Peak	Common Fragments; Characteristic Peaks
Sulfides (thioethers)	Rather low intensity peak but higher than that of corresponding ether	Similar to those of ethers ($-O-$ substituted by $-S-$); aromatic sulfides show strong peaks at $m/z = 109$ ($C_6H_5S^+$); 65 ($C_5H_5^+$); 91 (tropyllium ion)
Sulfonamides	Intense	Loss of $m/z = 64$ ($SONH_2$) and $m/z = 27$ (HCN) in case of benzenesulfonamide
Esters	Weak intensity	Base peak at m/z equal to the mass of $R-C\equiv O^+$; peaks at m/z equal to the mass of $^+O\equiv C-OR$; the mass of OR and R ; McLafferty rearrangement possible in case of: (a) presence of a beta hydrogen in R' (peak at m/z equal to the mass of $R-C(^+OH)OH$, and (b) presence of a gamma hydrogen in R (peak at m/z equal to the mass of $(CH_2=C(^+OH)OR)$; loss of 42 ($CH_2=C=O$) in case of benzyl esters; loss of ROH via the ortho effect in case of o-substituted benzoates
Ketones	High intensity	Loss of R-groups attached to the $>C=O$ (alpha cleavage); peak at $m/z = 43$ for all methyl ketones (CH_3CO^+); McLafferty rearrangement via beta cleavage if gamma hydrogen is present; loss of $m/z = 28$ ($C=O$) for cyclic ketones after initial alpha cleavage and McLafferty rearrangement
Mercaptan (thiols)	Rather low intensity but higher than that of corresponding alcohol	Similar to those of alcohols ($-OH$ substituted by $-SH$); loss of $m/z = 45$ (CHS) and $m/z = 44$ (CS) for aromatic thiols
Nitriles	Unlikely to be detected except in case of acetonitrile (CH_3CN) and propionitrile (C_2H_5CN)	$M+1$ ion may appear (especially at higher pressures); $M-1$ peak is weak but detectable ($R-CH=C=N^+$); base peak at $m/z = 41$ ($CH_2=C=N^+H$); McLafferty rearrangement possible; loss of HCN is case of cyanobenzenes
Nitrites	Absent (or very weak at best)	Base peak at $m/z = 30$ (NO^+); large peak at $m/z = 60$ ($CH_2=O^+NO$) in all unbranched nitrites at the alpha carbon; absence of $m/z = 46$ permits differentiation from nitro compounds
Nitro compounds	Seldom observed	Loss of 30 (NO); subsequent loss of CO (in case of aromatic nitro- compounds); loss of NO_2 , $m/z = 46$, from molecular ion peak
Sulfones	High intensity	Similar to sulfoxides; loss of mass equal to RSO_2 ; aromatic heterocycles show peaks at M-32 (sulfur), M-48 (SO), M-64 (SO_2)
Sulfoxides	High intensity	Loss of 17 (OH); loss of alkene (m/z equal to $RSOH^+$); peak at $m/z = 63$ ($CH_2=SOH^+$); aromatic sulfoxides show peak at $m/z = 125$ ($^+S-CH=CHCH=CHCHC=O$), 97 ($C_5H_5S^+$), 93 (C_6H_5O); aromatic heterocycles show peaks at M-16 (oxygen), M-29(COH); M-48(SO)

* The base peak is the most intense peak in the mass spectrum, and is often the molecular ion peak, M^+ .

COMMON MASS SPECTRAL FRAGMENTS LOST

Thomas J. Bruno and Paris D. N. Svoronos

The following table gives a list of neutral species that are most commonly lost when measuring the mass spectra of organic compounds. The list is suggestive rather than comprehensive, and should be used in conjunction with other sources [1–5]. The listed fragments include only combinations of carbon, hydrogen, oxygen, nitrogen, sulfur, and the halogens.

References

1. Hamming, M., and Foster, N., *Interpretation of Mass Spectra of Organic Compounds*, Academic Press, New York, 1972.
2. McLafferty, F. W., and Turecek, F., *Interpretation of Mass Spectra*, 4th Ed., University Science Books, Mill Valley, CA, 1993.
3. Silverstein, R. M., Bassler, G. C., and Morrill, T. C., *Spectroscopic Identification of Organic Compounds*, 6th Ed., John Wiley & Sons, New York, 1996.
4. Bruno, T. J., *CRC Handbook for the Analysis and Identification of Alternative Refrigerants*, CRC Press, Boca Raton, FL, 1995.
5. Bruno, T. J., and Svoronos, P. D. N., *CRC Handbook of Basic Tables for Chemical Analysis*, 3rd Ed., CRC Press, Boca Raton, FL, 2011.

Mass Lost Fragment Lost

1	H•
15	CH ₃ •
17	OH•
18	H ₂ O
19	F•
20	HF
26	HC≡CH; •C≡N
27	CH ₂ –CH•; HC≡N
28	CH ₂ =CH ₂ ; C=O; (HCN and H•)
29	CH ₃ CH ₂ •; H–C=O
30	•CH ₂ NH ₂ ; HCHO; NO
31	CH ₃ O•; •CH ₂ OH; CH ₃ NH ₂
32	CH ₃ OH; S
33	HS•
34	H ₂ S
35	Cl•
36	HCl ₂ H ₂ O
37	H ₂ Cl
38	C ₃ H ₂ •; C ₂ N; F ₂
39	C ₃ H ₃ ; HC ₂ N
40	CH ₃ C•CH
41	CH ₂ =CHCH ₂ •
42	CH ₂ =CHCH ₃ ; CH ₂ =C=O; (CH ₂) ₃ ; NCO; NCNH ₂
43	C ₃ H ₇ •; CH ₃ C=O•; CH ₂ =CH–O•; HCNO
44	CH ₂ =CHOH; CO ₂ ; N ₂ O; CONH ₂ ; NHCH ₂ CH ₃
45	CH ₃ CHOH; CH ₃ CH ₂ O•; CO ₂ H; CH ₃ CH ₂ NH ₂
46	CH ₃ CH ₂ OH; •NO ₂
47	CH ₃ S•
48	CH ₃ SH; SO; O ₃
49	•CH ₂ Cl

Mass Lost Fragment Lost

51	•CHF ₂
52	C ₄ H ₄ •; C ₂ N ₂
54	CH ₂ =CHCH=CH ₂
55	CH ₂ =CH–CH•CH ₃
56	CH ₂ =CH–CH ₂ CH ₃ ; CH ₃ CH=CHCH ₃ ; CO (2 moles)
57	C ₄ H ₉ •
58	•NCS; (CH ₃) ₂ C=O; (NO and CO)
59	CH ₃ OC=O•; CH ₃ CONH ₂ ; C ₂ H ₃ S•
60	C ₂ H ₇ OH
61	CH ₃ CH ₂ S•; (CH ₂) ₂ S•H
62	[H ₂ S and CH ₂ =CH ₂]
63	•CH ₂ CH ₂ Cl
64	S ₂ •; SO ₂ •; C ₅ H ₄ •
68	CH ₂ =CHC(CH ₃)=CH ₂
69	CF ₃ •; C ₅ H ₉ •
71	C ₆ H ₁₁ •
73	CH ₃ CH ₂ OC•=O
74	C ₄ H ₉ OH
75	C ₆ H ₃
76	C ₆ H ₄ ; CS ₂
77	C ₆ H ₅ ; HCS ₂
78	C ₆ H ₆ •; H ₂ CS ₂ •; C ₅ H ₄ N
79	Br•; C ₅ H ₅ N
80	HBr
85	•CClF ₂
100	CF ₂ =CF ₂
119	CF ₃ CF ₂ •
122	C ₆ H ₅ CO ₂ H
127	I•
128	HI

MAJOR REFERENCE MASSES IN THE SPECTRUM OF HEPTACOSAFLUOROTRIBUTYLAMINE (PERFLUOROTRIBUTYLAMINE)

Thomas J. Bruno and Paris D. N. Svoronos

The following list tabulates the major reference masses (with their relative intensities and formulas) of the mass spectrum of heptacosafuorotributylamine (CAS No. 311-89-7) (Ref. 1). This is one of the most widely used reference compounds in mass spectrometry. For guidance in the selection of additional reference compounds, the reader is advised to consult Ref. 1.

Reference

1. Bruno, T. J., and Svoronos, P. D. N., *CRC Handbook of Basic Tables for Chemical Analysis*, 3rd Ed., CRC Press, Boca Raton, FL, 2011.

Mass	Relative Intensity	Formula	Mass	Relative Intensity	Formula
613.9647	2.6	C ₁₂ F ₂₄ N	180.9888	1.9	C ₄ F ₇
575.9679	1.7	C ₁₂ F ₂₂ N	175.9935	1.0	C ₄ F ₆ N
537.9711	0.4	C ₁₂ F ₂₀ N	168.9888	3.6	C ₃ F ₇
501.9711	8.6	C ₉ F ₂₀ N	163.9935	0.7	C ₃ F ₆ N
463.9743	3.8	C ₉ F ₁₈ N	161.9904	0.3	C ₄ F ₆
425.9775	2.5	C ₉ F ₁₆ N	149.9904	2.1	C ₃ F ₆
413.9775	5.1	C ₈ F ₁₆ N	130.9920	31	C ₃ F ₅
375.9807	0.9	C ₈ F ₁₄ N	118.9920	8.3	C ₂ F ₅
325.9839	0.4	C ₇ F ₁₂ N	113.9967	3.7	C ₂ F ₄ N
313.9839	0.4	C ₆ F ₁₂ N	111.9936	0.7	C ₃ F ₄
263.9871	10	C ₅ F ₁₀ N	99.9936	12	C ₂ F ₄
230.9856	0.9	C ₅ F ₉	92.9952	1.1	C ₃ F ₃
225.9903	0.6	C ₅ F ₈ N	68.9952	100	CF ₃
218.9856	62	C ₄ F ₉	49.9968	1.0	CF ₂
213.9903	0.6	C ₄ F ₈ N	30.9984	2.3	CF

MASS SPECTRAL PEAKS OF COMMON ORGANIC SOLVENTS

David R. Lide

The strongest peaks in the mass spectra of 375 important organic solvents and other liquid reagents are listed in this table. The m/z value for each peak is followed by the relative intensity in parentheses, with the strongest peak assigned an intensity of 100. The peaks for each compound are listed in order of decreasing intensity. Compounds are listed by the name used in this *Handbook*, with other common names given in parentheses.

Data on the physical properties of the same compounds may be found in Section 15 in the table *Laboratory Solvents and Other Liquid Reagents*.

References

1. NIST 2011 Mass Spectral Library (NIST 11), National Institute of Standards and Technology, Gaithersburg, MD, 20899 (www.nist.gov/srd/nist1a.cfm).
2. Lide, D. R., and Milne, G. W. A., Eds., *Handbook of Data on Organic Compounds*, 3rd Ed., CRC Press, Boca Raton, FL, 1994.
3. Lide, D. R., Ed., *Properties of Organic Compounds* (www.chemnet-base.com/tours/poc/intro.jsf).

Compound	m/z (intensity)									
Acetic acid	43(100)	45(87)	60(57)	15(42)	42(14)	29(13)	14(13)	28(7)	18(6)	16(6)
Acetic anhydride	43(100)	42(35)	45(29)	60(18)	29(9)	41(8)	40(2)	26(2)	87(1)	61(1)
Acetone	43(100)	15(34)	58(23)	27(9)	14(9)	42(8)	26(7)	29(5)	28(5)	39(4)
Acetonitrile	41(100)	40(46)	39(13)	14(9)	38(6)	28(4)	26(4)	25(3)	42(2)	27(2)
Acrolein (2-Propenal)	27(100)	56(74)	28(65)	26(54)	55(52)	29(37)	25(8)	53(5)	38(5)	57(4)
Acrylonitrile	53(100)	26(85)	52(79)	51(34)	27(13)	50(8)	25(7)	38(5)	54(3)	37(3)
Allyl alcohol	57(100)	31(34)	29(32)	28(31)	58(25)	39(22)	27(20)	30(16)	32(14)	26(11)
Allylamine	30(100)	56(80)	28(76)	57(33)	39(21)	29(20)	27(18)	26(13)	41(8)	18(8)
2-Amino-2-methyl-1-propanol (2-Aminoisobutanol)	58(100)	41(18)	18(17)	42(13)	28(11)	56(10)	30(10)	29(8)	43(6)	59(5)
Aniline (Benzenamine)	93(100)	66(32)	65(16)	39(13)	92(10)	94(7)	41(5)	40(5)	67(4)	64(3)
Anisole (Methoxybenzene)	108(100)	65(76)	78(60)	39(44)	51(21)	77(20)	93(16)	79(14)	50(13)	63(12)
Benzaldehyde	51(100)	77(81)	50(55)	106(44)	105(43)	52(26)	78(16)	39(13)	27(10)	74(8)
Benzene	78(100)	77(20)	52(19)	51(17)	50(15)	39(12)	79(6)	76(5)	74(4)	38(4)
Benzeneacetonitrile (Benzyl cyanide)	117(100)	90(43)	116(35)	89(22)	51(13)	39(11)	63(10)	118(9)	91(8)	50(8)
Benzenethiol (Phenyl mercaptan)	110(100)	66(28)	109(23)	39(15)	77(14)	51(14)	84(13)	69(11)	50(11)	45(11)
Benzonitrile	103(100)	76(34)	50(13)	104(9)	75(7)	51(7)	77(5)	52(4)	39(4)	74(3)
Benzyl acetate	108(100)	43(76)	91(60)	90(48)	79(27)	107(17)	77(17)	65(15)	51(15)	89(14)
Benzyl alcohol	79(100)	108(83)	77(74)	107(66)	51(35)	105(23)	106(22)	50(17)	78(16)	39(16)
Bis(2-aminoethyl)amine (Diethylenetriamine)	44(100)	73(59)	30(35)	19(18)	56(16)	28(16)	27(16)	42(11)	99(8)	43(8)
Bis(2-chloroethyl) ether	93(100)	63(74)	27(38)	95(32)	65(24)	31(9)	49(4)	28(4)	94(3)	62(3)
Bis(2-ethylhexyl) phthalate	149(100)	57(32)	167(29)	71(21)	43(21)	70(18)	150(11)	113(10)	55(10)	41(9)
Bis(2-hydroxyethyl) sulfide	61(100)	45(68)	31(38)	104(36)	91(34)	47(26)	44(26)	27(24)	60(18)	43(17)
Bromobenzene	77(100)	158(64)	156(64)	51(39)	50(17)	78(8)	76(6)	75(6)	28(5)	159(4)
1-Bromobutane (Butyl bromide)	57(100)	41(56)	29(45)	27(29)	56(13)	39(12)	28(12)	55(7)	43(7)	138(6)
2-Bromobutane (sec-Butyl bromide)	57(100)	41(60)	29(57)	27(34)	39(20)	28(9)	26(9)	136(1)		
1-Bromo-2-chloroethane	63(100)	27(85)	65(31)	26(23)	144(8)	81(8)	79(8)	28(7)	142(6)	93(6)
Bromochloromethane	49(100)	130(67)	128(52)	51(31)	93(23)	81(20)	79(20)	95(17)	132(16)	47(8)
1-Bromodecane (Decyl bromide)	43(100)	135(94)	137(91)	57(81)	41(58)	55(56)	71(38)	69(36)	85(33)	29(27)
Bromoethane (Ethyl bromide)	108(100)	110(97)	29(62)	27(51)	28(35)	26(14)	93(6)	32(6)	95(5)	81(5)
2-Bromo-2-methylpropane (tert-Butyl bromide)	57(100)	41(67)	29(45)	39(30)	27(18)	28(8)	40(5)	38(5)	58(4)	55(4)
1-Bromonaphthalene	44(100)	206(39)	127(39)	208(37)	36(31)	69(29)	131(13)	29(13)	126(12)	63(12)
1-Bromopentane (Pentyl bromide)	43(100)	71(80)	41(56)	27(51)	42(37)	29(34)	55(33)	39(30)	28(12)	26(9)
1-Bromopropane (Propyl bromide)	43(100)	41(77)	28(69)	27(60)	39(49)	124(42)	122(41)	42(34)	32(20)	29(15)
2-Bromopropane (Isopropyl bromide)	43(100)	27(47)	41(43)	39(22)	124(8)	122(8)	26(7)	81(6)	79(6)	38(6)
2-Bromopropene	41(100)	39(58)	122(37)	120(36)	38(12)	37(8)	40(6)	81(5)	79(5)	42(4)
Butanal	44(100)	43(74)	72(57)	41(56)	27(55)	29(48)	57(23)	39(22)	28(15)	42(11)
Butanenitrile	41(100)	29(62)	27(37)	28(10)	39(9)	26(7)	40(5)	42(4)	38(4)	15(4)
1-Butanethiol (Butyl mercaptan)	56(100)	41(74)	90(66)	47(43)	27(43)	28(36)	29(33)	57(17)	39(16)	61(15)
Butanoic acid	60(100)	27(50)	73(27)	42(25)	41(24)	43(22)	29(21)	45(19)	39(15)	28(11)
Butanoic anhydride	71(100)	43(59)	27(26)	41(19)	42(10)	39(10)	73(9)	28(7)	72(5)	55(5)
1-Butanol (Butyl alcohol)	31(100)	56(81)	41(62)	43(60)	27(50)	42(31)	29(31)	28(17)	39(16)	55(12)
2-Butanol (sec-Butyl alcohol)	45(100)	31(22)	27(22)	59(20)	29(18)	43(13)	41(12)	44(8)	18(8)	28(5)
2-Butanone (Methyl ethyl ketone)	43(100)	72(24)	29(19)	27(12)	57(7)	42(5)	26(4)	28(3)	44(2)	39(2)
trans-2-Butenal (trans-Crotonaldehyde)	41(100)	39(97)	70(82)	69(65)	27(49)	29(39)	42(30)	38(29)	40(27)	37(18)
2-Butoxyethanol (Ethylene glycol monobutyl ether)	57(100)	45(38)	29(35)	41(31)	87(16)	27(12)	56(11)	31(9)	75(7)	28(7)
2-Butoxyethyl acetate (Ethylene glycol monobutyl ether acetate)	57(100)	43(86)	56(50)	87(33)	41(26)	29(22)	85(18)	88(11)	44(11)	27(7)
Butyl acetate	43(100)	56(34)	41(17)	27(16)	29(15)	73(11)	61(10)	28(7)	55(6)	39(6)
sec-Butyl acetate	43(100)	56(21)	87(15)	41(14)	29(8)	57(6)	73(4)	61(4)	55(4)	27(4)
Butylamine	30(100)	73(10)	28(5)	41(3)	27(3)	18(3)	44(2)	42(2)	31(2)	29(2)
tert-Butylamine	58(100)	41(21)	42(15)	18(9)	30(8)	15(8)	39(7)	57(6)	28(6)	59(4)

Compound	<i>m/z</i> (intensity)									
Butylbenzene	91(100)	92(55)	134(20)	65(13)	27(10)	39(9)	105(8)	51(7)	78(6)	41(6)
sec-Butylbenzene	105(100)	134(18)	91(14)	77(10)	27(9)	106(9)	51(7)	79(7)		
tert-Butylbenzene	119(100)	91(65)	41(40)	134(24)	39(15)	79(14)	77(13)	51(13)	120(11)	65(7)
Butyl butanoate	43(100)	71(90)	56(80)	89(69)	41(67)	27(52)	29(47)	57(29)	39(22)	60(19)
Butyl formate	56(100)	41(60)	31(58)	29(53)	27(45)	43(34)	28(21)	39(19)	55(11)	42(11)
1-tert-Butyl-4-methylbenzene	133(100)	105(38)	41(23)	148(18)	93(16)	91(14)	115(13)	134(11)	39(11)	116(10)
Butyl vinyl ether	29(100)	41(74)	56(56)	57(43)	27(42)	44(26)	15(16)	85(14)	39(14)	43(13)
γ-Butyrolactone	28(100)	42(74)	29(48)	27(33)	41(27)	56(25)	86(24)	26(18)	85(10)	39(10)
Caprolactam	55(100)	113(87)	30(81)	56(66)	84(60)	85(57)	42(51)	41(33)	28(26)	43(17)
Carbon disulfide	76(100)	32(22)	44(17)	78(9)	38(6)	28(5)	77(3)	64(1)	46(1)	39(1)
2-Chloroaniline	127(100)	129(32)	92(17)	65(16)	128(10)	91(9)	64(9)	39(8)	63(7)	99(6)
Chlorobenzene	112(100)	77(63)	114(33)	51(29)	50(14)	75(8)	113(7)	78(5)	76(5)	28(4)
1-Chlorobutane (Butyl chloride)	56(100)	41(65)	27(50)	43(35)	29(24)	39(18)	28(16)	26(11)	55(8)	15(8)
2-Chlorobutane (sec-Butyl chloride)	56(100)	57(100)	41(90)	27(77)	29(57)	63(46)	39(34)	92(1)		
1-Chloro-1,1-difluoroethane	65(100)	45(31)	85(14)	31(10)	64(8)	44(7)	35(6)	26(6)	87(5)	81(4)
Chloroethane (Ethyl chloride)	64(100)	28(91)	29(84)	27(75)	66(32)	26(28)	49(25)	51(8)	63(6)	65(4)
2-Chloroethanol (Ethylene chlorohydrin)	31(100)	15(13)	29(10)	28(10)	27(9)	43(8)	44(7)	26(5)	18(5)	14(5)
(Chloromethyl)benzene (Benzyl chloride)	91(100)	126(20)	65(14)	92(9)	39(9)	63(8)	128(6)	45(6)	89(5)	125(3)
1-Chloro-3-methylbutane (Isopentyl chloride)	43(100)	55(56)	41(55)	27(51)	70(49)	42(37)	29(34)	57(30)	39(30)	56(15)
1-Chloro-2-methylpropane (Isobutyl chloride)	43(100)	41(67)	42(50)	27(33)	39(26)	15(11)	29(10)	56(7)	49(6)	38(5)
2-Chloro-2-methylpropane (tert-Butyl chloride)	57(100)	41(80)	77(44)	29(26)	39(24)	79(14)	27(14)	59(7)	56(7)	38(6)
1-Chloronaphthalene	162(100)	127(36)	164(30)	126(20)	163(10)	77(8)	101(6)	75(6)	128(5)	28(4)
1-Chlorooctane (Octyl chloride)	91(100)	41(83)	43(76)	27(62)	29(56)	55(55)	39(34)	93(32)	57(32)	69(29)
Chloropentafluoroethane	85(100)	69(61)	31(38)	87(32)	50(17)	35(8)	119(6)	66(4)	100(3)	47(3)
1-Chloropentane (Pentyl chloride)	42(100)	41(90)	70(89)	55(87)	27(73)	29(55)	43(40)	39(40)	28(19)	57(18)
1-Chloropropane (Propyl chloride)	42(100)	29(46)	27(37)	41(23)	28(15)	43(14)	39(12)	78(6)	63(6)	49(5)
3-Chloropropene (Allyl chloride)	41(100)	39(73)	76(28)	38(16)	37(13)	40(12)	27(12)	26(11)	78(9)	49(5)
2-Chlorotoluene	91(100)	126(68)	89(23)	128(22)	90(18)	65(17)	125(15)	92(13)	127(10)	63(6)
3-Chlorotoluene	91(100)	126(27)	63(15)	65(12)	89(11)	39(11)	128(9)	125(8)	92(8)	62(6)
Cyclohexane	56(100)	84(71)	41(70)	27(37)	55(36)	39(35)	42(30)	69(23)	28(18)	43(14)
Cyclohexanol	57(100)	44(68)	41(68)	39(51)	32(40)	43(38)	31(32)	42(22)	67(18)	82(16)
Cyclohexanone	55(100)	42(85)	41(34)	27(33)	98(31)	39(27)	69(26)	70(20)	43(14)	28(14)
Cyclohexene	67(100)	54(72)	82(37)	41(35)	39(33)	27(15)	53(12)	81(9)	51(8)	79(6)
Cyclohexylamine	56(100)	43(23)	28(17)	99(10)	70(8)	57(6)	30(6)	93(5)	54(4)	41(4)
Cyclopentane	42(100)	70(30)	55(29)	41(29)	39(22)	27(15)	40(7)	29(5)	28(4)	43(3)
Cyclopentanone	55(100)	28(50)	84(42)	41(38)	56(29)	27(24)	39(19)	42(15)	26(9)	29(7)
cis-Decahydronaphthalene (cis-Decalin)	67(100)	81(87)	41(81)	138(67)	96(62)	82(62)	39(50)	55(45)	27(44)	95(42)
trans-Decahydronaphthalene (trans-Decalin)	41(100)	68(91)	67(88)	82(67)	27(65)	96(61)	95(55)	138(51)	81(51)	29(51)
Decane	43(100)	57(90)	41(41)	71(33)	29(30)	85(24)	27(20)	56(17)	55(14)	42(14)
Diacetone alcohol	43(100)	59(41)	58(17)	101(10)	41(9)	31(9)	83(6)	56(6)	55(6)	29(6)
1,2-Dibromoethane	27(100)	107(77)	109(72)	26(24)	28(10)	81(5)	79(5)	25(5)	95(4)	93(4)
Dibromofluoromethane	111(100)	113(98)	192(29)	43(16)	41(16)	190(15)	194(14)	81(9)	79(9)	122(7)
Dibromomethane	174(100)	93(96)	95(84)	172(53)	176(50)	91(11)	81(9)	79(9)	94(5)	65(5)
1,2-Dibromopropane	41(100)	121(66)	123(65)	39(48)	27(28)	107(11)	38(10)	26(10)	109(9)	42(9)
1,2-Dibromotetrafluoroethane	179(100)	181(97)	129(34)	131(33)	100(17)	31(13)	260(12)	50(8)	69(7)	262(6)
Dibutylamine	86(100)	72(52)	30(48)	44(40)	29(31)	57(24)	41(21)	73(15)	28(15)	43(13)
Dibutyl ether	57(100)	41(34)	29(30)	56(25)	87(21)	27(9)	58(8)	55(6)	39(5)	28(5)
Dibutyl oxalate	57(100)	41(61)	56(24)	44(9)	55(8)	43(7)	58(5)	42(4)	103(2)	73(2)
Dibutyl phthalate	149(100)	86(18)	57(18)	223(17)	205(17)	150(17)	104(17)	56(17)	41(17)	65(16)
Dibutyl sebacate	241(100)	185(71)	41(37)	56(35)	55(32)	57(31)	242(23)	143(21)	98(21)	125(20)
o-Dichlorobenzene	146(100)	148(64)	111(38)	75(23)	113(12)	74(12)	50(11)	150(10)	73(9)	147(7)
m-Dichlorobenzene	146(100)	148(65)	111(36)	75(25)	50(19)	74(16)	150(11)	113(11)	73(11)	147(8)
1,1-Dichloroethane	63(100)	27(71)	65(31)	26(19)	83(11)	85(7)	61(7)	35(6)	98(5)	62(5)
1,2-Dichloroethane	62(100)	27(91)	49(40)	64(32)	26(31)	63(19)	98(14)	51(13)	61(12)	100(9)
1,1-Dichloroethene	61(100)	96(61)	98(38)	63(32)	26(16)	60(15)	62(7)	25(7)	100(6)	35(6)
cis-1,2-Dichloroethene	61(100)	96(73)	98(47)	63(32)	26(30)	60(21)	25(13)	35(12)	62(9)	100(8)
trans-1,2-Dichloroethene	61(100)	96(67)	98(43)	26(34)	63(32)	60(24)	25(15)	62(10)	100(7)	47(7)
Dichlorofluoromethane	67(100)	69(32)	47(13)	35(13)	31(9)	32(8)	48(7)	83(5)	102(4)	49(4)
Dichloromethane (Methylene chloride)	49(100)	84(64)	86(39)	51(31)	47(14)	48(8)	88(6)	50(3)	85(2)	83(2)
(Dichloromethyl)benzene (Benzal chloride)	125(100)	127(32)	160(14)	89(13)	162(9)	63(9)	126(8)	62(7)	105(5)	39(5)
1,2-Dichloropropane	63(100)	62(71)	27(57)	41(49)	39(32)	65(31)	76(27)	64(25)	49(13)	77(12)
1,2-Dichloro-1,1,2,2-tetrafluoroethane	85(100)	135(52)	87(33)	137(17)	101(9)	31(9)	103(6)	100(6)	50(5)	69(4)
2,4-Dichlorotoluene	125(100)	160(61)	162(40)	127(32)	89(23)	159(16)	161(14)	63(13)	62(11)	126(10)
3,4-Dichlorotoluene	125(100)	160(47)	127(32)	162(31)	89(15)	159(11)	161(10)	63(10)	126(8)	62(8)
Diethanolamine	30(100)	74(82)	28(77)	56(69)	18(50)	42(46)	29(36)	27(34)	45(30)	43(19)
1,1-Diethoxyethane (Acetal)	44(100)	43(92)	29(77)	31(76)	45(74)	27(52)	72(48)	73(23)	28(17)	46(15)
1,2-Diethoxyethane (Ethylene glycol diethyl ether)	31(100)	59(71)	29(58)	45(43)	27(33)	74(27)	43(15)	15(14)	28(12)	44(10)
Diethylamine	30(100)	58(81)	44(28)	73(18)	29(18)	28(17)	72(12)	42(11)	27(11)	59(4)

Compound	<i>m/z</i> (intensity)									
Diethyl carbonate	29(100)	45(70)	31(53)	27(39)	91(24)	28(15)	63(11)	26(10)	30(6)	43(5)
Diethylene glycol	45(100)	75(23)	31(20)	44(16)	27(14)	76(12)	29(12)	43(11)	42(9)	41(4)
Diethylene glycol dimethyl ether (Diglyme)	59(100)	58(43)	31(34)	29(32)	45(28)	28(19)	89(15)	43(9)	27(5)	60(4)
Diethylene glycol monobutyl ether acetate	43(100)	87(93)	57(82)	41(28)	45(25)	56(18)	29(18)	72(14)	85(12)	101(10)
Diethylene glycol monoethyl ether (Carbitol)	45(100)	59(56)	72(37)	73(22)	60(14)	31(13)	75(11)	44(9)	104(8)	103(7)
Diethylene glycol monoethyl ether acetate	43(100)	29(51)	31(42)	45(40)	59(24)	72(18)	44(10)	73(9)	42(9)	30(6)
Diethylene glycol monomethyl ether	45(100)	31(42)	59(41)	29(38)	28(32)	58(21)	43(14)	27(13)	44(11)	32(10)
Diethyl ether	31(100)	29(63)	59(40)	27(35)	45(33)	74(23)	15(17)	43(9)	28(9)	26(9)
Diethyl oxalate	29(100)	31(16)	45(14)	27(14)	74(11)	28(9)	43(4)	30(4)	73(3)	75(2)
Diethyl sulfide	75(100)	47(81)	90(73)	62(60)	29(55)	61(54)	27(48)	28(23)	46(17)	45(17)
Diisopropylamine	44(100)	86(30)	58(14)	42(13)	28(13)	41(12)	43(11)	27(11)	15(11)	39(6)
Diisopropyl ether	45(100)	43(39)	87(15)	41(12)	59(10)	27(8)	39(4)	69(3)	42(3)	31(3)
1,2-Dimethoxybenzene (Veratrole)	138(100)	95(65)	77(48)	123(44)	52(42)	41(33)	65(30)	51(29)	39(19)	63(17)
1,2-Dimethoxyethane (Ethylene glycol dimethyl ether)	45(100)	60(13)	29(13)	90(7)	58(6)	31(5)	28(5)	43(4)	59(3)	46(2)
Dimethoxymethane (Methylal)	45(100)	75(61)	29(59)	31(13)	30(6)	15(6)	47(5)	76(2)	46(2)	44(2)
<i>N,N</i> -Dimethylacetamide	44(100)	87(69)	43(46)	45(23)	42(19)	72(15)	15(11)	30(8)	28(5)	88(4)
Dimethylamine	44(100)	45(81)	18(32)	28(30)	43(19)	42(15)	15(9)	46(5)	41(5)	27(5)
2,4-Dimethylaniline (2,4-Xylidine)	121(100)	120(78)	106(57)	77(15)	28(15)	91(12)	122(9)	18(8)	93(6)	118(5)
2,2-Dimethylbutane (Neohexane)	43(100)	57(98)	71(73)	41(61)	29(51)	27(36)	56(29)	39(25)	55(15)	15(12)
2,3-Dimethylbutane	43(100)	42(97)	41(27)	71(25)	27(11)	86(10)	39(9)	29(6)	55(5)	44(4)
Dimethyl disulfide	94(100)	45(63)	79(59)	46(38)	47(26)	15(18)	48(14)	61(12)	64(11)	96(9)
<i>N,N</i> -Dimethylformamide	73(100)	44(86)	42(36)	30(22)	28(20)	29(8)	43(7)	72(6)	58(5)	74(4)
Dimethyl glutarate	59(100)	100(51)	55(49)	42(33)	129(32)	101(32)	41(26)	43(22)	128(19)	87(15)
2,6-Dimethyl-4-heptanone (Isovalerone)	57(100)	85(82)	41(46)	43(39)	58(33)	28(30)	26(30)	39(22)	42(12)	142(11)
2,5-Dimethylhexane	57(100)	43(93)	42(31)	41(26)	99(19)	71(19)	29(11)	70(10)	55(9)	27(9)
Dimethyl maleate	113(100)	59(83)	26(72)	29(40)	85(37)	54(31)	114(25)	53(24)	55(13)	82(9)
2,2-Dimethylpentane	57(100)	43(73)	41(46)	56(40)	85(34)	29(31)	27(23)	39(15)	15(7)	55(6)
2,4-Dimethylpentane	43(100)	57(73)	56(41)	41(35)	42(24)	85(17)	29(16)	27(12)	39(9)	58(3)
2,4-Dimethyl-3-pentanone (Diisopropyl ketone)	43(100)	71(31)	41(13)	27(9)	70(6)	39(6)	114(5)	42(5)	44(3)	72(2)
2,4-Dimethylpyridine (2,4-Lutidine)	107(100)	106(63)	79(44)	92(22)	65(22)	51(19)	77(17)	80(12)	52(11)	50(11)
2,6-Dimethylpyridine (2,6-Lutidine)	107(100)	39(39)	106(29)	66(22)	92(18)	65(18)	38(12)	27(11)	79(9)	63(9)
Dimethyl sulfoxide	63(100)	78(70)	15(40)	45(35)	29(16)	61(13)	46(12)	31(11)	48(10)	47(10)
1,4-Dioxane	28(100)	29(37)	88(31)	58(24)	31(17)	15(17)	27(15)	30(13)	43(11)	26(9)
1,3-Dioxolane	73(100)	29(56)	44(53)	45(28)	28(21)	43(20)	27(13)	31(7)	74(5)	42(3)
Dipentene	68(100)	93(50)	67(44)	94(22)	39(22)	107(18)	92(18)	53(18)	136(16)	79(16)
Dipentyl ether (Amyl ether)	71(100)	43(92)	29(43)	70(40)	41(36)	27(34)	42(23)	69(17)	55(16)	39(16)
Dipropylamine	30(100)	72(79)	44(40)	43(32)	27(25)	28(24)	41(22)	86(11)	58(10)	42(10)
Dodecane	57(100)	43(91)	71(53)	41(45)	85(31)	29(27)	55(19)	56(18)	28(16)	42(14)
1-Dodecene	43(100)	56(83)	55(83)	41(75)	69(62)	70(58)	57(57)	83(47)	29(38)	84(33)
Epichlorohydrin	57(100)	27(39)	29(32)	49(25)	31(22)	62(18)	28(16)	92(1)		
1,2-Epoxybutane (Ethylloxirane)	43(100)	44(58)	27(52)	29(50)	45(46)	26(27)	28(27)	72(5)		
1,2-Ethanediamine	30(100)	18(13)	42(6)	43(5)	27(5)	44(4)	29(4)	17(4)	15(4)	41(3)
1,2-Ethanediol (Ethylene glycol)	31(100)	33(35)	29(13)	32(11)	43(6)	27(5)	28(4)	62(3)	30(3)	44(2)
1,2-Ethanediol, diacetate (Ethylene glycol diacetate)	43(100)	86(11)	42(7)	15(7)	116(4)	73(4)	44(3)	29(3)	103(2)	45(2)
Ethanol	31(100)	45(44)	46(18)	27(18)	29(15)	43(14)	30(6)	42(3)	19(3)	14(3)
Ethanolamine	30(100)	18(30)	28(15)	42(7)	31(6)	17(6)	61(5)	15(5)	43(3)	29(3)
Ethoxybenzene (Phenetole)	94(100)	122(39)	28(12)	66(11)	39(9)	77(8)	95(7)	65(7)	51(7)	29(6)
2-Ethoxyethanol (Ethylene glycol monoethyl ether; Cellosolve)	31(100)	29(52)	59(50)	27(27)	45(26)	72(14)	43(14)	15(14)	28(8)	26(6)
2-Ethoxyethyl acetate (Ethylene glycol monoethyl ether acetate)	43(100)	31(34)	59(31)	72(28)	44(25)	29(24)	45(12)	27(11)	15(11)	87(7)
Ethyl acetate	43(100)	29(46)	27(33)	45(32)	61(28)	28(25)	42(18)	73(11)	88(10)	70(10)
Ethyl acetoacetate	43(100)	29(24)	88(18)	28(16)	85(14)	27(12)	42(11)	60(9)	130(6)	45(6)
Ethyl acrylate (Ethyl propenoate)	55(100)	27(32)	29(15)	56(12)	45(9)	73(8)	28(8)	26(6)	99(5)	85(5)
Ethylamine	30(100)	28(32)	44(20)	45(19)	27(13)	15(10)	42(9)	29(8)	41(5)	40(5)
Ethylbenzene	91(100)	106(31)	51(14)	39(10)	77(8)	65(8)	105(7)	92(7)	78(7)	27(6)
Ethyl benzoate	105(100)	77(65)	122(34)	51(34)	27(17)	150(16)	29(14)	50(13)	106(12)	78(6)
Ethyl butanoate	43(100)	71(88)	29(83)	27(43)	88(40)	41(28)	60(22)	45(20)	73(17)	42(17)
Ethyl cyanoacetate	29(100)	68(59)	27(34)	40(21)	28(16)	41(14)	15(13)	45(10)	43(9)	26(9)
Ethylcyclohexane	83(100)	55(65)	82(42)	41(36)	112(23)	56(11)	67(10)	39(10)	42(9)	84(8)
Ethylene carbonate	29(100)	44(62)	43(54)	88(40)	30(16)	28(11)	45(7)	58(6)	42(6)	73(4)
Ethyl formate	31(100)	28(73)	27(51)	29(38)	45(34)	26(17)	74(11)	43(9)	47(8)	56(4)
2-Ethyl-1,3-hexanediol	56(100)	55(71)	41(60)	43(55)	29(46)	27(44)	31(34)	57(33)	73(32)	39(20)
2-Ethyl-1-hexanol	57(100)	43(41)	41(40)	29(29)	55(28)	83(27)	56(23)	70(20)	27(17)	31(13)
<i>N</i> -Ethyl- <i>N</i> -isopropyl-2-propanamine	72(100)	114(77)	44(41)	129(22)	42(21)	30(20)	43(18)	41(17)	27(15)	70(11)
Ethyl 3-methylbutanoate	29(100)	41(52)	27(51)	57(43)	43(42)	60(39)	88(38)	85(38)	61(26)	45(24)
3-Ethyl-2-methylpentane	43(100)	70(50)	41(27)	71(25)	29(19)	27(19)	85(18)	55(18)	57(15)	42(14)
Ethyl propanoate	57(100)	29(84)	102(17)	27(17)	75(15)	28(14)	45(13)	74(12)	73(7)	43(6)
Fluorobenzene	96(100)	70(17)	97(7)	95(6)	75(6)	50(6)	51(4)	39(4)	69(3)	57(3)
2-Fluorotoluene	109(100)	110(55)	83(18)	57(11)	63(10)	39(9)	51(6)	50(6)	107(5)	62(5)

Compound	<i>m/z</i> (intensity)									
3-Fluorotoluene	109(100)	110(54)	83(11)	57(5)	111(4)	107(4)	63(3)	39(3)	108(2)	89(2)
4-Fluorotoluene	109(100)	110(60)	83(13)	57(10)	108(8)	39(8)	63(7)	107(5)	51(5)	50(5)
Furan	68(100)	39(64)	40(9)	38(9)	42(6)	29(6)	37(5)	69(4)	34(2)	67(1)
Furfural	39(100)	96(55)	95(52)	38(38)	29(35)	37(29)	40(11)	97(9)	50(7)	42(7)
Furfuryl alcohol	98(100)	41(65)	39(59)	81(55)	53(53)	97(51)	42(49)	69(39)	70(36)	29(28)
Glycerol	61(100)	43(90)	31(57)	44(54)	29(38)	18(32)	27(12)	42(11)	60(10)	45(10)
Glycerol triacetate (Triacetin)	43(100)	103(44)	145(34)	116(17)	115(13)	44(10)	86(9)	28(8)	73(7)	42(7)
Heptane	43(100)	41(56)	29(49)	57(47)	27(46)	71(45)	56(27)	42(26)	39(23)	70(18)
1-Heptanol	41(100)	70(87)	56(86)	31(78)	43(72)	29(70)	55(67)	27(65)	42(54)	69(41)
3-Heptanol	59(100)	69(73)	87(37)	41(37)	29(33)	55(30)	31(24)	116(0)		
2-Heptanone (Methyl pentyl ketone)	43(100)	58(60)	71(14)	41(11)	27(11)	59(9)	39(8)	29(8)	42(5)	114(4)
3-Heptanone (Ethyl butyl ketone)	57(100)	29(76)	41(32)	85(29)	72(22)	43(15)	39(11)	114(10)	27(7)	55(5)
1-Heptene	41(100)	56(88)	29(70)	55(59)	42(52)	27(45)	39(41)	70(37)	69(27)	57(27)
Hexane	57(100)	43(78)	41(77)	29(61)	27(57)	56(45)	42(39)	39(27)	28(16)	86(14)
Hexanedinitrile (Adiponitrile)	41(100)	68(50)	54(42)	40(21)	55(20)	27(17)	39(16)	28(13)	52(7)	42(6)
Hexanenitrile	41(100)	54(68)	27(59)	55(55)	29(44)	39(35)	57(30)	43(30)	68(24)	28(22)
Hexanoic acid (Caproic acid)	60(100)	73(42)	27(36)	41(33)	43(27)	29(26)	45(20)	39(16)	42(15)	55(14)
1-Hexanol	56(100)	43(78)	31(74)	41(71)	27(64)	29(59)	55(58)	42(53)	39(37)	69(27)
2-Hexanone (Butyl methyl ketone)	43(100)	58(60)	57(17)	100(16)	29(15)	41(13)	85(8)	27(8)	71(7)	59(5)
Hexyl acetate	43(100)	56(66)	41(38)	55(37)	61(35)	42(33)	84(31)	69(19)	73(17)	57(7)
3-Hydroxypropanenitrile (Hydracrylonitrile)	41(100)	31(97)	29(20)	42(17)	52(15)	40(13)	53(10)	51(9)	39(7)	26(7)
Iodobenzene	204(100)	77(82)	51(32)	50(20)	127(8)	205(6)	78(6)	74(6)	102(5)	76(5)
1-Iodobutane (Butyl iodide)	57(100)	29(78)	41(56)	27(39)	184(36)	39(17)	28(16)	26(7)	127(6)	55(6)
2-Iodobutane (sec-Butyl iodide)	57(100)	29(36)	184(36)	41(36)	27(10)	39(9)	127(6)	58(4)		
Iodoethane (Ethyl iodide)	156(100)	29(75)	27(63)	127(31)	26(14)	28(9)	128(8)	141(2)	25(2)	140(1)
Iodomethane (Methyl iodide)	142(100)	127(38)	141(14)	15(13)	139(5)	140(4)	128(3)	14(1)	13(1)	71(0)
1-Iodopropane (Propyl iodide)	43(100)	170(68)	41(35)	27(26)	127(14)	39(11)	44(4)	141(3)	128(3)	42(3)
2-Iodopropane (Isopropyl iodide)	43(100)	170(46)	41(45)	27(44)	39(19)	127(17)	42(4)	38(4)	128(3)	44(3)
Isobutanal (2-Methyl-1-propanal)	43(100)	41(84)	27(47)	72(46)	39(30)	29(25)	42(10)	70(5)	38(5)	28(5)
Isobutyl acetate	43(100)	56(26)	73(15)	41(10)	29(5)	71(3)	57(3)	39(3)	27(3)	86(2)
Isobutylamine	30(100)	28(9)	41(6)	73(5)	27(5)	39(4)	29(3)	15(3)	58(2)	56(2)
Isobutylbenzene	91(100)	92(58)	43(22)	134(20)	65(12)	41(12)	39(11)	27(8)	51(7)	93(5)
Isobutyl formate	43(100)	56(82)	41(78)	31(65)	29(64)	27(53)	60(39)	39(36)	42(26)	15(14)
Isobutyl isobutanoate	43(100)	41(94)	56(76)	71(70)	57(68)	27(62)	29(59)	89(37)	39(32)	42(17)
Isopentyl acetate	43(100)	70(49)	55(38)	61(15)	42(15)	41(14)	27(12)	87(11)	29(10)	73(9)
Isophorone	82(100)	39(20)	138(17)	54(13)	27(12)	41(10)	53(8)	83(7)	29(7)	55(6)
Isopropyl acetate	43(100)	61(17)	41(14)	87(9)	59(8)	27(8)	42(7)	39(4)	45(3)	44(2)
Isopropylbenzene (Cumene)	105(100)	120(25)	77(13)	51(12)	79(10)	106(9)	39(9)	27(8)	103(6)	91(5)
1-Isopropyl-4-methylbenzene (<i>p</i> -Cymene)	119(100)	91(42)	134(33)	39(27)	41(20)	117(18)	65(18)	77(17)	27(16)	120(15)
Isoquinoline	129(100)	102(26)	51(20)	128(18)	50(11)	130(10)	75(10)	76(9)	103(8)	74(7)
<i>d</i> -Limonene (Citrene)	68(100)	93(50)	67(49)	41(22)	94(21)	79(21)	39(21)	136(20)	53(19)	121(16)
Mesityl oxide	55(100)	83(89)	43(73)	29(42)	98(36)	39(32)	27(28)	53(11)	41(10)	56(5)
Methanol	31(100)	29(72)	32(67)	15(42)	28(12)	14(10)	30(9)	13(6)	12(3)	16(2)
2-Methoxyethanol (Ethylene glycol monomethyl ether)	45(100)	31(15)	29(14)	28(11)	47(9)	76(6)	43(6)	58(4)	46(4)	27(4)
2-Methoxyethyl acetate (Ethylene glycol monomethyl ether acetate)	43(100)	45(48)	58(42)	29(10)	42(4)	31(4)	73(3)	27(3)	59(2)	26(2)
Methyl acetate	43(100)	74(52)	28(38)	42(19)	59(17)	44(8)	32(8)	29(6)	31(4)	75(2)
2-Methylacrylonitrile	41(100)	39(54)	67(44)	40(26)	38(24)	52(23)	27(23)	37(20)	66(17)	51(12)
Methylamine	30(100)	31(87)	28(56)	29(19)	32(15)	15(12)	27(9)			
2-Methylaniline (<i>o</i> -Toluidine)	106(100)	107(83)	77(17)	79(13)	39(12)	53(10)	52(10)	54(9)	51(9)	28(9)
3-Methylaniline (<i>m</i> -Toluidine)	106(100)	107(84)	79(17)	77(17)	108(7)	78(6)	80(5)	89(4)	65(4)	53(4)
<i>N</i> -Methylaniline	106(100)	107(79)	77(23)	51(12)	79(11)	65(9)	39(9)	78(8)	108(7)	50(6)
Methyl benzoate	105(100)	77(81)	51(45)	136(24)	50(18)	106(8)	78(6)	28(6)	39(5)	27(5)
Methyl butanoate	43(100)	74(90)	71(66)	41(32)	27(31)	59(28)	87(19)	42(15)	28(15)	39(14)
3-Methylbutanoic acid (Isovaleric acid)	60(100)	43(61)	41(54)	27(33)	45(31)	29(27)	74(24)	39(24)	87(21)	57(20)
3-Methyl-1-butanol (Isopentyl alcohol)	55(100)	42(90)	43(82)	41(81)	70(71)	31(61)	29(59)	27(59)	39(44)	57(31)
Methyl <i>tert</i> -butyl ether	41(100)	73(78)	57(71)	29(60)	43(48)	39(34)	28(28)	56(23)	55(18)	45(16)
Methyl cyanoacetate	59(100)	15(65)	68(60)	40(38)	28(17)	29(16)	55(11)	54(10)	39(10)	67(8)
Methylcyclohexane	83(100)	55(82)	41(60)	98(44)	42(35)	56(30)	27(29)	39(27)	69(23)	70(22)
<i>cis</i> -4-Methylcyclohexanol	57(100)	58(54)	70(38)	81(36)	96(33)	55(25)	41(23)	114(17)	71(15)	56(12)
<i>N</i> -Methylformamide	59(100)	30(54)	28(34)	29(13)	58(8)	15(7)	60(3)	41(3)	27(3)	31(2)
Methyl formate	31(100)	29(63)	32(34)	60(28)	30(7)	28(7)	44(2)	18(2)	61(1)	59(1)
2-Methylheptane	43(100)	57(91)	42(39)	41(27)	29(16)	70(15)	27(13)	71(12)	99(10)	55(9)
4-Methylheptane	43(100)	71(53)	70(46)	41(27)	29(23)	27(23)	55(15)	57(14)	42(14)	39(10)
6-Methyl-1-heptanol (Isooctyl alcohol)	41(100)	55(94)	43(93)	69(84)	57(81)	56(73)	29(50)	84(48)	70(47)	27(46)
2-Methylhexane	43(100)	42(38)	41(35)	85(32)	57(26)	29(22)	27(22)	56(20)	39(11)	55(5)
5-Methyl-2-hexanone (Methyl isopentyl ketone)	43(100)	58(34)	27(14)	41(13)	15(13)	57(11)	39(9)	71(8)	59(8)	29(8)
Methyl methacrylate (Methyl 2-methyl-2-propenoate)	41(100)	69(66)	39(40)	100(34)	15(20)	40(10)	59(8)	99(6)	38(6)	55(5)

Compound	<i>m/z</i> (intensity)									
2-Methyloctane	43(100)	57(51)	41(35)	71(28)	42(28)	29(23)	27(21)	85(17)	56(15)	84(13)
2-Methylpentane	43(100)	42(53)	41(35)	27(31)	71(29)	39(20)	29(18)	57(11)	15(10)	70(7)
3-Methylpentane	57(100)	56(76)	41(68)	29(60)	27(40)	43(29)	39(22)	55(9)	15(9)	28(8)
2-Methyl-2,4-pentanediol (Hexylene glycol)	59(100)	43(61)	56(25)	45(17)	41(16)	57(13)	42(13)	85(11)	61(10)	31(10)
4-Methylpentanenitrile	55(100)	41(52)	43(46)	27(39)	39(29)	57(27)	54(26)	29(22)	82(13)	28(12)
4-Methyl-2-pentanol	45(100)	43(47)	69(30)	41(27)	27(19)	39(13)	29(12)	87(11)	84(10)	57(10)
3-Methyl-3-pentanol	73(100)	55(38)	43(35)	45(28)	27(25)	29(21)	41(12)	87(11)	31(11)	15(9)
4-Methyl-2-pentanone (Methyl isobutyl ketone)	43(100)	58(84)	29(65)	41(56)	57(44)	27(42)	39(31)	85(19)	100(14)	42(14)
2-Methylpropanenitrile (Isobutyronitrile)	42(100)	68(45)	28(45)	54(26)	41(26)	27(26)	29(25)	26(15)	39(13)	15(13)
Methyl propanoate	57(100)	29(72)	59(31)	88(26)	27(18)	28(9)	31(5)	44(4)	26(4)	58(3)
2-Methylpropanoic acid (Isobutyric acid)	43(100)	41(42)	27(40)	73(22)	39(15)	45(14)	42(11)	29(9)	88(7)	28(6)
2-Methyl-1-propanol (Isobutyl alcohol)	43(100)	33(73)	31(72)	41(66)	42(60)	27(43)	29(18)	39(17)	28(8)	74(6)
2-Methyl-2-propanol (<i>tert</i> -Butyl alcohol)	59(100)	31(33)	41(22)	43(18)	29(13)	27(11)	57(10)	42(4)	60(3)	28(3)
2-Methylpyridine (2-Picoline)	93(100)	66(41)	39(31)	92(20)	78(19)	51(19)	65(16)	38(13)	50(12)	52(11)
3-Methylpyridine (3-Picoline)	93(100)	39(51)	66(46)	92(31)	65(29)	40(19)	38(18)	67(13)	63(11)	51(11)
<i>N</i> -Methyl-2-pyrrolidinone	99(100)	44(89)	98(80)	42(60)	41(38)	43(17)	28(17)	71(13)	39(11)	70(10)
Methyl salicylate	120(100)	92(59)	152(47)	121(32)	65(22)	39(22)	93(15)	64(14)	18(14)	63(13)
2-Methylthiophene	97(100)	98(57)	45(22)	39(14)	53(9)	99(8)	27(8)	69(6)	58(6)	59(5)
Morpholine	57(100)	29(100)	87(69)	28(69)	30(38)	56(33)	86(28)	31(28)	27(12)	15(7)
Nitrobenzene	77(100)	51(59)	123(42)	50(25)	30(15)	65(14)	39(10)	93(9)	74(7)	78(6)
Nitroethane	29(100)	30(12)	28(11)	26(9)	27(8)	43(5)	41(5)	14(5)	15(3)	46(2)
Nitromethane	30(100)	61(64)	46(39)	28(30)	45(8)	27(8)	44(7)	29(7)	60(5)	43(4)
1-Nitropropane	43(100)	27(93)	41(90)	39(34)	30(25)	44(20)	42(20)	26(20)	28(13)	54(12)
2-Nitropropane	43(100)	41(73)	27(71)	39(30)	30(18)	15(11)	42(9)	28(8)	26(8)	38(6)
Nonane	43(100)	57(75)	41(29)	84(26)	85(22)	29(22)	71(18)	56(16)	27(13)	42(12)
Octane	43(100)	57(30)	85(25)	41(25)	71(19)	29(17)	56(14)	70(10)	42(10)	27(10)
1-Octanol	41(100)	56(85)	43(82)	55(81)	31(69)	27(69)	29(68)	42(62)	70(53)	69(48)
2-Octanone (Hexyl methyl ketone)	43(100)	58(79)	41(56)	59(52)	71(49)	27(46)	29(36)	39(27)	57(18)	55(17)
1-Octene	43(100)	41(82)	55(80)	56(67)	42(67)	70(54)	29(44)	27(31)	69(30)	39(29)
Pentachloroethane	167(100)	165(91)	117(90)	119(89)	83(58)	169(54)	130(43)	132(42)	60(40)	85(37)
Pentane	43(100)	42(55)	41(45)	27(42)	29(26)	39(19)	57(13)	28(9)	15(9)	72(8)
1,5-Pentanediol (Pentamethylene glycol)	31(100)	56(85)	41(67)	57(59)	55(51)	44(45)	29(37)	43(31)	68(29)	27(26)
2,4-Pentanedione (Acetylacetone)	43(100)	85(31)	100(20)	27(12)	42(10)	29(10)	41(7)	39(7)	31(5)	26(5)
Pentanenitrile (Valeronitrile)	41(100)	43(97)	54(54)	27(34)	55(21)	28(19)	29(16)	39(15)	42(5)	26(5)
Pentanoic acid (Valeric acid)	60(100)	73(34)	27(33)	29(28)	41(21)	43(17)	45(16)	28(14)	42(12)	39(12)
1-Pentanol (Amyl alcohol)	42(100)	70(72)	55(65)	41(56)	31(47)	29(41)	27(26)	57(22)	28(22)	43(21)
2-Pentanol (sec-Amyl alcohol)	45(100)	43(20)	55(18)	27(17)	29(11)	41(9)	31(9)	15(9)	44(8)	39(8)
3-Pentanol (Diethyl carbinol)	59(100)	31(83)	41(42)	27(35)	29(34)	58(15)	43(15)	57(14)	39(12)	15(9)
2-Pentanone (Methyl propyl ketone)	43(100)	41(17)	86(12)	42(12)	27(11)	39(8)	71(7)	58(7)	45(7)	44(3)
3-Pentanone (Diethyl ketone)	57(100)	29(50)	86(26)	27(13)	58(4)	56(4)	28(4)	26(3)	43(2)	42(2)
Pentyl acetate (Amyl acetate)	43(100)	70(90)	42(52)	28(51)	61(50)	55(41)	73(21)	41(20)	29(14)	69(11)
Pentylamine (Amylamine)	30(100)	87(8)	41(4)	28(4)	45(3)	42(3)	27(3)	56(2)	44(2)	43(2)
Pentyl lactate	43(100)	70(44)	71(32)	55(28)	41(22)	29(20)	27(15)	45(12)	42(9)	57(7)
α -Pinene	93(100)	92(30)	39(24)	41(23)	77(22)	91(21)	27(21)	79(18)	121(13)	53(10)
β -Pinene	93(100)	41(64)	69(47)	39(33)	27(31)	79(20)	77(18)	53(14)	94(13)	91(13)
Piperidine	84(100)	85(53)	56(46)	57(43)	28(41)	29(37)	44(34)	42(30)	30(30)	43(25)
Propanal	29(100)	58(59)	28(58)	27(39)	57(20)	31(4)	30(4)	42(3)	39(3)	59(2)
1,2-Propanediol (1,2-Propylene glycol)	45(100)	18(46)	29(21)	43(19)	31(18)	27(17)	28(11)	19(8)	44(6)	61(5)
1,3-Propanediol (Trimethylene glycol)	28(100)	58(93)	31(76)	57(70)	29(40)	27(26)	45(24)	43(23)	19(18)	30(17)
Propanenitrile	28(100)	54(63)	26(20)	27(17)	52(11)	55(10)	51(9)	15(9)	53(7)	25(7)
Propanoic acid	28(100)	29(84)	74(79)	27(62)	45(56)	73(48)	57(30)	26(21)	55(17)	56(16)
Propanoic anhydride	57(100)	29(55)	28(20)	27(20)	74(19)	73(12)	45(11)	26(5)	30(4)	58(3)
1-Propanol (Propyl alcohol)	31(100)	27(19)	29(18)	59(11)	42(9)	60(7)	41(7)	28(7)	43(3)	32(3)
2-Propanol (Isopropyl alcohol)	45(100)	43(19)	27(17)	29(12)	41(7)	31(6)	19(6)	42(5)	44(4)	59(3)
Propargyl alcohol (3-Hydroxy-1-propyne)	55(100)	39(25)	28(20)	27(19)	29(16)	38(14)	26(11)	37(8)	53(6)	56(4)
Propyl acetate	43(100)	61(19)	31(18)	27(15)	42(11)	73(9)	41(9)	29(9)	59(5)	39(5)
Propylamine	30(100)	28(13)	59(8)	27(7)	41(5)	42(3)	39(3)	29(3)	26(3)	18(3)
Propylbenzene	91(100)	120(21)	92(10)	38(10)	65(9)	78(6)	51(6)	27(5)	63(4)	105(3)
Propylene carbonate	28(100)	57(69)	43(66)	29(51)	27(45)	30(42)	26(19)	42(17)	31(16)	58(13)
Propyl formate	27(100)	29(92)	31(81)	42(60)	41(53)	43(29)	39(29)	26(28)	47(22)	30(16)
Pyridine	79(100)	52(62)	51(31)	50(19)	78(11)	53(7)	39(7)	80(6)	27(3)	77(2)
Pyrrole	67(100)	41(58)	39(58)	40(51)	28(42)	38(20)	37(12)	66(7)	68(5)	27(3)
Pyrrolidine	43(100)	28(52)	70(33)	71(26)	42(22)	41(20)	27(16)	39(15)	29(10)	30(9)
2-Pyrrolidone	85(100)	42(43)	41(36)	28(33)	30(29)	56(16)	84(14)	40(12)	27(12)	29(9)
Quinoline	129(100)	51(28)	76(25)	128(24)	44(24)	50(20)	32(19)	75(18)	74(12)	103(11)
Salicylaldehyde (2-Hydroxybenzaldehyde)	28(100)	122(98)	121(92)	39(79)	65(52)	76(31)	32(31)	44(30)	93(26)	38(23)
Styrene	104(100)	103(41)	78(32)	51(28)	77(23)	105(12)	50(12)	52(11)	39(11)	102(10)
Sulfolane	41(100)	28(94)	56(82)	55(72)	120(37)	27(32)	39(19)	29(17)	26(11)	48(5)

Compound	<i>m/z</i> (intensity)									
α -Terpinene	121(100)	93(85)	136(43)	91(40)	77(34)	39(33)	27(33)	79(27)	41(26)	43(18)
1,1,1,2-Tetrachloro-2,2-difluoroethane	167(100)	169(96)	117(85)	119(82)	171(31)	85(29)	121(26)	82(14)	47(14)	101(13)
1,1,2,2-Tetrachloro-1,2-difluoroethane	101(100)	103(64)	167(54)	169(52)	117(19)	119(18)	171(17)	105(11)	31(11)	132(9)
1,1,1,2-Tetrachloroethane	131(100)	133(96)	117(76)	119(73)	95(34)	135(31)	121(23)	97(23)	61(19)	60(18)
1,1,2,2-Tetrachloroethane	83(100)	85(63)	95(11)	87(10)	168(8)	133(8)	131(8)	96(8)	61(8)	60(8)
Tetrachloroethene	166(100)	164(82)	131(71)	129(71)	168(45)	94(38)	47(31)	96(24)	133(20)	59(17)
Tetrachloromethane (Carbon tetrachloride)	117(100)	119(98)	121(31)	82(24)	47(23)	84(16)	35(14)	49(8)	28(8)	36(6)
Tetraethylene glycol	45(100)	89(10)	44(8)	43(6)	31(6)	29(6)	27(6)	101(5)	75(5)	28(5)
Tetrahydrofuran	42(100)	41(52)	27(33)	72(29)	71(27)	39(24)	43(22)	29(22)	40(13)	15(10)
1,2,3,4-Tetrahydronaphthalene	104(100)	132(53)	91(43)	51(17)	39(17)	131(15)	117(15)	115(14)	78(13)	77(13)
Tetrahydropyran	41(100)	28(64)	56(57)	45(57)	29(51)	27(49)	85(47)	86(42)	39(28)	55(23)
Tetrahydrothiophene	60(100)	88(54)	45(37)	46(32)	47(26)	27(24)	59(18)	87(16)	39(14)	54(13)
Tetramethylsilane	73(100)	43(14)	45(12)	74(8)	29(7)	15(5)	75(4)	44(4)	42(4)	31(4)
Tetramethylurea	72(100)	44(27)	116(24)	42(13)	15(13)	17(7)	28(5)	73(4)	56(4)	18(4)
1 <i>H</i> -Tetrazole	42(100)	28(60)	27(25)	29(24)	41(13)	43(11)	70(8)	26(7)	40(2)	38(2)
Thiophene	84(100)	58(65)	45(58)	39(29)	57(13)	38(8)	69(7)	37(7)	83(6)	50(6)
Toluene	91(100)	92(73)	39(20)	65(14)	63(11)	51(11)	50(7)	27(6)	93(5)	90(5)
Tribromomethane (Bromoform)	173(100)	171(50)	175(49)	93(22)	91(22)	79(18)	81(17)	94(13)	92(13)	254(11)
Tributylamine	142(100)	100(19)	143(11)	29(8)	185(7)	57(6)	44(6)	41(6)	30(5)	86(4)
1,2,4-Trichlorobenzene	180(100)	182(96)	184(30)	145(30)	109(26)	147(19)	75(11)	74(9)	111(8)	181(7)
1,1,1-Trichloroethane	97(100)	99(64)	61(58)	26(31)	27(24)	117(19)	63(19)	119(18)	35(17)	62(11)
1,1,2-Trichloroethane	97(100)	83(95)	99(62)	85(60)	61(58)	26(23)	96(21)	63(19)	27(17)	98(15)
Trichloroethene	95(100)	130(90)	132(85)	60(65)	97(64)	35(40)	134(27)	47(26)	62(21)	59(13)
Trichloroethylsilane	135(100)	133(100)	126(67)	128(46)	137(37)	98(22)	63(21)	35(16)	100(14)	127(11)
Trichlorofluoromethane	101(100)	103(66)	66(13)	105(11)	35(11)	47(9)	31(8)	82(4)	68(4)	37(4)
Trichloromethane (Chloroform)	83(100)	85(64)	47(35)	35(19)	48(16)	49(12)	87(10)	37(6)	50(5)	84(4)
(Trichloromethyl)benzene (Benzotrifluoride)	159(100)	161(64)	89(14)	163(11)	28(10)	63(9)	160(8)	123(8)	62(8)	124(6)
1,2,3-Trichloropropane	75(100)	39(58)	49(42)	110(38)	61(34)	77(33)	112(22)	27(16)	97(15)	38(15)
1,1,2-Trichloro-1,2,2-trifluoroethane	101(100)	151(68)	103(64)	85(45)	31(45)	153(44)	35(20)	66(19)	47(18)	87(14)
Tridecane	57(100)	43(91)	71(51)	41(34)	85(24)	29(23)	56(14)	55(12)	27(11)	42(10)
Triethanolamine	118(100)	56(69)	45(60)	42(56)	44(27)	43(25)	41(14)	116(8)	57(8)	86(7)
Triethylamine	86(100)	30(68)	58(37)	28(24)	29(23)	27(19)	44(18)	101(17)	42(16)	56(8)
Triethylene glycol	45(100)	58(11)	89(9)	31(8)	29(8)	75(7)	44(7)	43(7)	27(7)	28(5)
Triethyl phosphate	99(100)	81(71)	155(56)	82(45)	45(45)	109(44)	127(41)	43(24)	125(16)	111(14)
Trifluoroacetic acid	45(100)	69(70)	51(36)	28(28)	50(15)	44(11)	43(7)	97(5)	31(5)	29(5)
2,2,2-Trifluoroethanol	31(100)	33(24)	61(19)	29(19)	51(16)	69(9)	32(6)	49(5)	83(4)	81(4)
(Trifluoromethyl)benzene (Benzotrifluoride)	146(100)	145(40)	127(34)	96(28)	77(10)	51(10)	147(8)	75(6)	50(6)	128(3)
Trimethylamine	58(100)	59(47)	30(29)	42(26)	44(17)	15(14)	28(10)	18(10)	43(8)	57(7)
1,2,3-Trimethylbenzene (Hemimellitene)	105(100)	120(47)	39(22)	77(17)	91(14)	51(14)	27(14)	79(12)	119(11)	106(9)
1,2,4-Trimethylbenzene (Pseudocumene)	105(100)	120(56)	119(17)	77(15)	39(15)	51(11)	91(10)	27(10)	106(9)	79(7)
1,3,5-Trimethylbenzene (Mesitylene)	105(100)	120(64)	119(15)	77(13)	39(11)	106(9)	91(9)	51(8)	27(7)	121(6)
2,2,3-Trimethylbutane (Triptane)	57(100)	43(71)	56(63)	41(53)	85(30)	29(26)	27(18)	39(14)	15(6)	55(5)
2,2,5-Trimethylhexane	57(100)	56(35)	71(18)	41(17)	43(14)	29(8)	70(4)	58(4)	113(3)	55(3)
2,2,4-Trimethylpentane (Isooctane)	57(100)	41(31)	56(28)	43(24)	29(16)	27(9)	39(7)	58(4)	55(4)	99(2)
2,3,3-Trimethylpentane	43(100)	71(45)	70(36)	57(36)	41(29)	85(25)	27(18)	55(16)	29(16)	39(11)
2,3,4-Trimethylpentane	43(100)	71(62)	70(41)	41(25)	27(18)	55(17)	57(16)	29(14)	39(10)	42(7)
Trimethyl phosphate	110(100)	109(35)	79(34)	95(25)	80(23)	15(20)	140(18)	47(10)	31(7)	139(5)
2,4,6-Trimethylpyridine (2,4,6-Collidine)	121(100)	39(27)	79(26)	120(24)	106(17)	27(16)	77(13)	51(11)	42(11)	122(10)
1-Undecene	41(100)	43(87)	55(80)	70(67)	56(67)	69(55)	29(55)	83(51)	57(50)	27(46)
Vinyl acetate	43(100)	28(45)	42(26)	44(24)	86(20)	31(10)	32(7)	29(7)	45(2)	41(2)
<i>o</i> -Xylene	91(100)	106(40)	39(21)	105(17)	51(17)	77(15)	27(12)	65(10)	92(8)	79(8)
<i>m</i> -Xylene	91(100)	106(65)	105(29)	39(18)	51(15)	77(14)	27(10)	92(8)	79(8)	78(8)
<i>p</i> -Xylene	91(100)	106(62)	105(30)	51(16)	39(16)	77(13)	27(11)	92(7)	78(7)	65(7)

COMMON SPURIOUS SIGNALS OBSERVED IN MASS SPECTROMETERS

Thomas J. Bruno and Paris D. N. Svoronos

The following table provides guidance in the recognition and interpretation of potentially spurious signals (m/z peaks) that will sometimes be observed in measured mass spectra (Ref. 1). Often, the occurrence of these signals can be predicted by the recent history of the instrument or the method being used. This is especially true if the mass spectrometer is interfaced to a gas chromatograph.

Reference

1. Bruno, T. J., and Svoronos, P. D. N., *CRC Handbook of Basic Tables for Chemical Analysis*, 3rd Ed., CRC Press, Boca Raton, FL, 2011.

Ions Observed, m/z	Possible Compound	Possible Source
13, 14, 15, 16	Methane*	Chlorine reagent gas
18	Water*	Residual impurity, outgassing of ferrules, septa and seals
14, 28	Nitrogen*	Residual impurity, outgassing of ferrules, septa and seals; leaking seal
16, 32	Oxygen*	Residual impurity, outgassing of ferrules, septa and seals; leaking seal
44	Carbon dioxide*	Residual impurity, outgassing of ferrules, septa and seals; leaking seal; note it may be mistaken for propane in a sample
31, 51, 69, 100, 119, 131, 169, 181, 214, 219, 264, 376, 414, 426, 464, 502, 576, 614	Perfluorotributyl amine (PFTBA), and related ions**	This is a common tuning compound; may indicate a leaking valve
31	Methanol	Solvent; can be used as a leak detector
43, 58	Acetone	Solvent; can be used as a leak detector
78	Benzene	Solvent; can be used as a leak detector
91, 92	Toluene	Solvent; can be used as a leak detector
105, 106	Xylenes	Solvent; can be used as a leak detector
151, 153	Trichloroethane	Solvent; can be used as a leak detector
69	Rough (fore) pump fluid, PFTBA	Back diffusion of fore pump fluid, possible leaking valve of tuning compound vial
73, 147, 207, 221, 281, 295, 355, 429	Dimethylpolysiloxane	Bleed from a column or septum, often during high temperature program methods in GC-MS
77, 94, 115, 141, 168, 170, 262, 354, 446	Diffusion pump fluid	Back diffusion from diffusion pump, if present
149	Phthalates	Plasticizer in vacuum seals, gloves
X – 14 peaks	Hydrocarbons	Loss of a methylene group indicates a hydrocarbon sample

* It is possible to operate the analyzer to ignore these common background impurities. They will be present to contribute to poor vacuum if these impurities result from a significant leak.

** See the table "Major Reference Masses in the Spectrum of Heptacosfluorotributylamine (Perfluorotributylamine) in this section for additional details.

CHLORINE–BROMINE COMBINATION ISOTOPE INTENSITIES

Thomas J. Bruno and Paris D. N. Svoronos

Due to the distinctive mass spectral patterns caused by the presence of chlorine and bromine in a molecule, interpretation of a mass spectrum can be much easier if the results of the relative isotopic concentrations are known. The following table provides peak intensities (relative to the molecular ion (M^+) at an intensity normalized to 100 percent) for various combinations of chlorine and bromine atoms, assuming the absence of all other elements except carbon and hydrogen (Refs. 1–4). The mass abundance calculations were based upon the most recent atomic mass data (Ref. 1).

References

1. Bruno, T. J., and Svoronos, P. D. N., *CRC Handbook of Basic Tables for Chemical Analysis*, 3rd Ed., CRC Press, Boca Raton, FL, 2011.
2. McLafferty, F. W., and Turecek, F., *Interpretation of Mass Spectra*, 4th Ed., University Science Books, Mill Valley, CA, 1993.
3. Silverstein, R. H., Bassler, G. C., and Morrill, T. C., *Spectroscopic Identification of Organic Compounds*, 6th Ed., John Wiley & Sons, New York, 1998.
4. Williams, D. H., and Fleming, I., *Spectroscopic Methods in Organic Chemistry*, 4th Ed., McGraw-Hill, London, 1989.

Relative Intensities of Isotope Peaks for Combinations of Bromine and Chlorine ($M^+ = 100\%$)

	Br ₀	Br ₁	Br ₂	Br ₃	Br ₄
P + 2		98.0	196.0	294.0	390.8
P + 4			96.1	288.2	574.7
P + 6				94.1	375.3
Cl ₀ P + 8					92.0
P + 2	32.5	130.6	228.0	326.1	424.6
P + 4		31.9	159.0	383.1	704.2
P + 6			31.2	187.4	564.1
P + 8				30.7	214.8
Cl ₁ P + 10					30.3
P + 2	65.0	163.0	261.1	359.3	456.3
P + 4	10.6	74.4	234.2	490.2	840.3
P + 6		10.4	83.3	312.8	791.6
P + 8			10.2	91.7	397.5
P + 10				9.8	99.2
Cl ₂ P + 12					10.1
P + 2	97.5	195.3	294.0	393.3	489
P + 4	31.7	127.0	99.7	609.8	989
P + 6	3.4	34.4	159.4	473.8	1064
P + 8		3.3	37.1	193.9	654
P + 10			3.2	39.6	229
P + 12				3.0	42
Cl ₃ P + 14					3.2

	Br ₀	Br ₁	Br ₂	Br ₃	Br ₄
P + 2	130.0	228.3	326.6	4.2	522
P + 4	63.3	190.9	414.9	735.3	1149
P + 6	13.7	75.8	263.1	670.0	1388
P + 8	1.2	14.4	88.8	347.1	1002
P + 10		1.1	15.4	102.2	443
P + 12			1.3	16.2	117
Cl ₄ P + 14				0.7	17
P + 2	162.6	260.7	358.9		
P + 4	105.7	265.3	520.8		
P + 6	34.3	137.9	397.9		
P + 8	5.5	39.3	174.5		
P + 10	0.3	5.8	44.3		
P + 12		0.3	5.7		
Cl ₅ P + 14			0.5		
P + 2	195.3				
P + 4	158.6				
P + 6	68.8				
P + 8	16.6				
P + 10	2.1				
Cl ₆ P + 12	0.1				
P + 2	227.8				
P + 4	222.1				
P + 6	120.3				
P + 8	39.0				
P + 10	7.5				
P + 12	0.8				
Cl ₇ P + 14	0.05				

REDUCTION OF WEIGHINGS IN AIR TO VACUO

When the mass M of a body is determined in air, a correction is necessary for the buoyancy of the air. The corrected mass is given by $M + kM/1000$, where k is a function of the material used for the weights, given by

$$k = 1000\rho_{\text{air}}(1/\rho_{\text{body}} - 1/\rho_{\text{weight}})$$

and ρ is density. The table below is computed for an air density of 0.0012 g/cm³ and for densities of three common weights:

platinum-iridium (21.6 g/cm³), brass (8.5 g/cm³), and aluminum or quartz (2.65 g/cm³).

References

1. Kaye, G. W. C., and Laby, T. H., *Tables of Physical and Chemical Constants*, 16th Ed., Longman, London, 1995, pp. 25–28.
2. Giacomo, P., *Metrologia* 18, 33, 1982.
3. Davis, R. S., *Metrologia* 29, 67, 1992.

Density of body (g cm ⁻³)	Value of k for weights of:		
	Pt-Ir	Brass	Quartz or Al
0.5	2.34	2.26	1.95
0.6	1.94	1.86	1.55
0.7	1.66	1.57	1.26
0.8	1.44	1.36	1.05
0.9	1.28	1.19	0.88
1.0	1.14	1.06	0.75
1.1	1.04	0.95	0.64
1.2	0.94	0.86	0.55
1.3	0.87	0.78	0.47
1.4	0.80	0.72	0.40
1.5	0.74	0.66	0.35
1.6	0.69	0.61	0.30
1.7	0.65	0.56	0.25

Density of body (g cm ⁻³)	Value of k for weights of:		
	Pt-Ir	Brass	Quartz or Al
1.8	0.61	0.53	0.21
1.9	0.58	0.49	0.18
2.0	0.54	0.46	0.15
2.5	0.42	0.34	0.03
3.0	0.34	0.26	-0.05
4.0	0.24	0.16	-0.15
6.0	0.14	0.06	-0.25
8.0	0.09	0.01	-0.30
10.0	0.06	-0.02	-0.33
15.0	0.02	-0.06	-0.37
20.0	0.00	-0.08	-0.39
22.0	0.00	-0.09	-0.40

For a more accurate calculation, use the following values of the density of air (assuming 50% relative humidity and 0.04% CO₂).

P/kPa	Air temperature		
	10 °C	20 °C	30 °C
85	0.001043	0.001005	0.000968
90	0.001105	0.001065	0.001025
95	0.001166	0.001124	0.001083
100	0.001228	0.001184	0.001140
105	0.001290	0.001243	0.001198

Formulas for calculating the density of air over more extended ranges of temperature, pressure, and humidity may be found in the references.

STANDARDS FOR LABORATORY WEIGHTS

Thomas J. Bruno and Paris D. N. Svoronos

The following table provides a summary of the requirements for metric weights and mass standards commonly used in chemical analysis (Refs. 1–3). The actual specifications are under the jurisdiction of ASTM Committee E-41 on General Laboratory Apparatus and are the direct responsibility of subcommittee E-41.06 that deals with weighing devices. These standards do not generally refer to instruments used in commerce. Weights are classified according to type (either Type I or Type II), grade (S, O, P, or Q), and class (1, 2, 3, 4, 5, or 6). Information on these mass standards is presented to allow the user to make appropriate choices when using analytical weights for the calibration of electronic analytical balances, for making large-scale mass measurements (such as those involving gas cylinders), and in the use of dead-weight pressure balances. Some historical context can be found in Ref. 4.

References

1. *Annual Book of ASTM Standards, ANSI/ASTM E617-97 Standard Specification for Laboratory Weights and Precision Mass Standards*, Book of Standards Vol. 14.04, 2008.
2. Battino, R., and Williamson, A. G., *J. Chem. Educ.* 61, 51, 1984.
3. Bruno, T. J., and Svoronos, P. D. N., *CRC Handbook of Basic Tables for Chemical Analysis*, 3rd Edition, CRC Press, Boca Raton, FL, 2011.
4. NBS Circular 547, *Precision Laboratory Standards of Mass and Laboratory Weights*, Washington, D.C., 1954 (reprinted as NIST-IR 78-1476, Washington, D.C., 1978)

Type — Classification by Design

Type I — One-piece construction; contains no added adjusting material; used for highest accuracy work.

Type II — Can be of any appropriate and convenient design, incorporating plugs, knobs, rings, etc.; adjusting material can be added if it is contained so that it cannot become separated from the weight.

Grade — Classification by Physical Property

Grade S:	Density:	7.7 g cm ⁻³ to 8.1 g cm ⁻³ (for 50 mg and larger)
	Surface area:	not to exceed that of a cylinder of equal height and diameter
	Surface finish:	highly polished
	Surface protection:	none permitted
	Magnetic properties:	no more magnetic than 300 series stainless steels
	Corrosion resistance:	same as 303 stainless steel
Grade O:	Hardness:	at least as hard as brass
	Density:	7.7 g cm ⁻³ to 9.1 g cm ⁻³ (for 1 g and larger)
	Surface area:	same as grade S
	Surface finish:	same as grade S
	Surface protection:	may be plated with suitable material such as platinum or rhodium
	Magnetic properties:	same as grade S
Grade P:	Corrosion resistance:	same as grade S
	Hardness:	at least as hard as brass when coated; smaller weights at least as hard as aluminum
	Density:	7.2 g cm ⁻³ to 10 g cm ⁻³ (for 1 g or larger)
	Surface area:	no restriction
	Surface finish:	smooth, no irregularities
	Surface protection:	may be plated or lacquered
Grade Q:	Magnetic properties:	same as grades S and O
	Corrosion resistance:	surface must resist corrosion and oxidation
	Hardness:	same as grade O
	Density:	7.2 g cm ⁻³ to 10 g cm ⁻³ (for 1 g or larger)
	Surface area:	same as grade P
	Surface finish:	same as grade P
Grade Q:	Surface protection:	may be plated, lacquered, or painted
	Magnetic properties:	no more magnetic than unhardened unmagnetized steel
	Corrosion resistance:	same as grade P
Grade Q:	Hardness:	same as grades O and P

Tolerance — Classification by Deviation¹

CLASS 1			CLASS 2		
Grams	Individual Tolerance/mg	Group Tolerance/mg	Grams	Individual Tolerance/mg	Group Tolerance/mg
500	1.2		500	2.5	
300	0.75		300	1.5	
200	0.50		200	1.0	
100	0.25	1.35	100	0.5	2.7
50	0.12		50	0.25	
30	0.074		30	0.15	
20	0.074		20	0.10	
10	0.050	0.16	10	0.074	0.29
5	0.034		5	0.054	
3	0.034		3	0.054	
2	0.034		2	0.054	
1	0.034	0.065	1	0.054	0.105

CLASS 3		CLASS 4		CLASS 5		CLASS 6	
Grams	Tolerance/mg	Grams	Tolerance/mg	Grams	Tolerance/mg	Grams	Tolerance/mg
500	5.0	500	10	500	30	500	50
300	3.0	300	6.0	300	20	300	30
200	2.0	200	4.0	200	15	200	20
100	1.0	100	2.0	100	9	100	10
50	0.6	50	1.2	50	5.6	50	7
30	0.45	30	0.9	30	4.0	30	5
20	0.35	20	0.7	20	3.0	20	3
10	0.25	10	0.5	10	2.0	10	2
				5	1.3	5	2
				3	0.95	3	2
				2	0.75	2	2
				1	0.50	1	2

¹ In simple terms, the permitted deviation between the assigned nominal mass value of the weight and the actual mass of the weight. Verification of tolerance should be possible on reasonably precise equipment, without using a buoyancy correction, within the political jurisdiction or organizational bounds of a given weight specification.

Applications for Weights and Mass Standards¹

Application	Type	Grade	Class
Reference standards used for calibrating other weights	I	S	1,2,3, or 4 ¹
High-precision standards for calibration of weights and precision balances	I or II ²	S or O ²	1 or 2 ³
Working standards for calibration and precision analytical work, dead-weight pressure balances	I or II ²	S or O	2
Laboratory weights for routine analytical work	II	O	2 or 3
Built-in weights, high-quality analytical balances	I or II	S	2
Moderate precision laboratory balances	II	P	3 or 4
Dial scales and trip balances	II	Q	4 or 5
Platform scales	II	Q	5 or 6

¹ Primary standards are for reference use only and should be calibrated. Since the actual values for each weight are stated, close tolerances are neither required nor desirable.

² Type I and Grade S will have a higher constancy but will probably be higher priced.

³ Since working standards are used for the calibration of measuring instruments, the choice of tolerance depends upon the requirements of the instrument. The weights are usually used at the assumed nominal values and appropriate tolerances should be chosen.

Source: Reprinted (with modification) with permission of the ASTM International (formerly American Society for Testing and Materials), 100 Barr Harbor Drive, West Conshohocken, Pennsylvania, USA.

INDICATORS FOR ACIDS AND BASES

Thomas J. Bruno and Paris D. N Svoronos

The following table lists the most common indicators together with their pH range and colors in acidic and basic media. Since the color change is not instantaneous at the pK_a value, a pH range is given where a combination of colors is present. This pH range, which varies between indicators, generally falls between the pK_a with a spread or uncertainty of 1 pH unit. All solutions are either aqueous or ethanol/aqueous (% ethanol, vol/vol) (Refs. 1–4). Reference 4 provides additional solution properties that are related to buffer and solvent properties, and Ref. 5 lists the exact quantities needed for the indicator solutions.

References

1. Lange, N. A., *Lange's Handbook of Chemistry*, 8th Edition, Handbook Publishers, New York, 1952.
2. Kolthoff, I. M., and V. A. Stenger (translated in English by N. H. Furman), *Volumetric Analysis*, 2nd Edition, Interscience Publishers, New York, 1942.
3. Sabnis, R.W., *Handbook of Acid-Base Indicators*, CRC Press, Taylor and Francis, Boca Raton, FL, 2008.
4. Bruno, T. J., and Svoronos, P. D. N., *CRC Handbook of Basic Tables for Chemical Analysis*, 3rd Edition, CRC Press, Boca Raton, FL, 2011.
5. <http://www.csudh.edu/oliver/chemdata/ind-prep.htm>, accessed June 2011.

Indicator	pH Range	Solvent	Acid	Base
Gentian violet (crystal violet)	0.0–2.0	Aqueous	Yellow	Blue-violet
Thymol blue	1.2–2.8	Aqueous	Red	Yellow
Pentamethoxy red	1.2–2.3	70% ethanol	Red-violet	Colorless
Tropeolin OO	1.3–3.2	Aqueous	Red	Yellow
2,4-dinitrophenol	2.4–4.0	50% ethanol	Colorless	Yellow
Methyl yellow	2.9–4.0	90% ethanol	Red	Yellow
Methyl orange	3.1–4.4	Aqueous	Red	Orange
Bromophenol blue	3.0–4.6	Aqueous	Yellow	Blue-violet
Tetrabromophenol blue, sodium salt	3.0–4.6	Aqueous	Yellow	Blue
Congo red	3.0–5.0	Aqueous	Blue-violet	Red
Alizarin sodium sulfonate	3.7–5.2	Aqueous	Yellow	Violet
α -Naphthyl red	3.7–5.0	70% ethanol	Red	Yellow
<i>p</i> -Ethoxychrysoidine	3.5–5.5	Aqueous	Red	Yellow
Bromocresol green, sodium salt	4.0–5.6	Aqueous	Yellow	Blue
Methyl red, sodium salt	4.4–6.2	Aqueous	Red	Yellow
Bromocresol purple	5.2–6.8	Aqueous	Yellow	Purple
Chlorophenol red	5.4–6.8	Aqueous	Yellow	Red
Bromophenol blue, sodium salt	6.2–7.6	Aqueous	Yellow	Blue
<i>p</i> -nitrophenol	5.0–7.0	Aqueous	Colorless	Yellow
Azolitmin	5.0–8.0	Aqueous	Red	Blue
Bromothymol blue, sodium salt	6.0–7.6	70% ethanol	Yellow	Blue
Phenol red, sodium salt	6.4–8.0	Aqueous	Yellow	Red
Neutral red	6.8–8.0	70% ethanol	Red	Yellow
Rosolic acid	6.8–8.0	90% ethanol	Yellow	Red
Cresol red, sodium salt	7.2–8.8	Aqueous	Yellow	Red
α -naphtholphthalein	7.3–8.7	70% ethanol	Rose	Green
Tropeolin OOO	7.6–8.9	Aqueous	Yellow	Rose-red
Thymol blue, sodium salt	8.0–9.6	Aqueous	Yellow	Blue
Phenolphthalein	8.0–10.0	70% ethanol	Colorless	Red
α -naphtholbenzein	9.0–11.0	70% ethanol	Yellow	Blue
Thymolphthalein	9.4–10.6	90% ethanol	Colorless	Blue
Nile blue	10.1–11.1	Aqueous	Blue	Red
Alizarin yellow R	10.0–12.0	Aqueous	Yellow	Lilac
Salicyl yellow	10.0–12.0	90% ethanol	Yellow	Orange-brown
Diazo violet	10.1–12.0	Aqueous	Yellow	Violet
Tropeolin O	11.0–13.0	Aqueous	Yellow	Orange-brown
Nitramine	11.0–13.0	70% ethanol	Colorless	Orange-brown
Poirrier's blue	11.0–13.0	Aqueous	Blue	Violet-pink
Trinitrobenzoic acid	12.0–13.4	Aqueous	Colorless	Orange-red

PREPARATION OF SPECIAL ANALYTICAL REAGENTS

Paris D. N. Svoronos and Thomas J. Bruno

This listing of analytical reagents has been updated to include formulations based on more recent research, and to also include safety notes (Refs. 1–3). In the absence of specific cautions, the user must observe sound laboratory practice and housekeeping to avoid exposure and environmental contamination. When less familiar reagents are described, we include a chemical formula and a CAS registry number to avoid ambiguity. When a reagent calls for 95% ethanol, the azeotrope with water is specified unless noted. Additional details can be found in the references listed below.

References

1. Lide, D. R., Ed., *CRC Handbook for Chemistry and Physics*, 90th Edition, CRC Press, Boca Raton, FL, 2010.
2. Bruno, T. J., and Svoronos, P. D. N., *CRC Handbook of Basic Tables for Chemical Analysis*, 3rd Edition, CRC Press, Boca Raton, FL, 2011.
3. Svoronos, P. D. N., Sarlo, E., and Kulawiec, R., *Organic Chemistry Laboratory Manual*, WCB McGraw Hill, New York, 1996.

Aluminon (qualitative test for aluminum). Aluminon is the name for the triammonium salt of aurintricarboxylic acid (5-[(3-carboxy-4-hydroxyphenyl)(3-carboxy-4-oxo-2,5-cyclohexadienylidene)methyl]-2-hydroxybenzoic acid triammonium salt, $C_{22}H_{23}N_3O_9$, CAS No. 569-58-4). Dissolve 1 g of the salt in 1 L of distilled water. Shake the solution well to ensure thorough mixing.

Bang's reagent (for glucose estimation). Dissolve (in the exact order) 100 g of potassium carbonate, 66 g of potassium chloride and 160 g of anhydrous potassium bicarbonate in approximately 700 mL of distilled water at 30 °C. Add (while stirring) 4.4 g of copper (II) sulfate and dilute to 1 L with distilled water after all CO_2 has been released. This solution should be shaken and saved in an air-tight flask. After 24 hours, 300 mL of it are diluted to 1 L with a saturated aqueous potassium chloride solution, shaken gently and used after 24 hours. 50 mL of this solution is equivalent to 10 mg glucose.

Barfoed's reagent (test for glucose). See Cupric acetate.

Baudisch's reagent. See Cupferron.

Benedict's solution (qualitative reagent for glucose). Dissolve 173 g of sodium citrate and 100 g of sodium carbonate in 800 mL of distilled water. Filter, if necessary, and dilute to 850 mL with distilled water. Dissolve 17.3 g of copper (II) sulfate pentahydrate in 100 mL of distilled water. Pour the latter solution, with constant stirring, into the carbonate-citrate solution and dilute to 1 L with distilled water.

Benzidine hydrochloride solution (for sulfate determination). Prepare a paste of 8 g of benzidine hydrochloride ($C_{12}H_8(NH_3)_2 \cdot 2HCl$) and 20 mL of distilled water, add 20 mL of 20% (mass/mass) HCl and dilute to 1 L with distilled water. Each mL of this solution is equivalent to 0.00357 g of H_2SO_4 . Note that the reagent is often called benzidine dihydrochloride.

Bertrand's reagent (glucose estimation). Consists of the following solutions:

1. Dissolve 200 g of Rochelle salt (potassium sodium tartrate, $NaKC_4H_4O_6$) and 150 g of NaOH in sufficient distilled water to make 1.0 L of solution.
2. Dissolve 40 g of copper (II) sulfate pentahydrate in sufficient distilled water to a total of 1.0 L of solution.

3. Dissolve 50 g of iron (III) sulfate and 200 g of H_2SO_4 (sp. gr. 1.84) in sufficient distilled water to a total of 1.0 L of solution.

4. Dissolve 5 g of potassium permanganate in sufficient distilled water to a total of 1.0 L solution.

Bial's reagent (for pentose). Dissolve 1 g of orcinol (5-methyl-1,3-benzenediol, $C_7H_8O_2$, CAS No. 504-15-4) in 500 mL of 30% (mass/mass) HCl to which 30 drops of a 10% aqueous solution of iron (III) chloride have been added.

Boutron — Boudet soap solution: Consists of the following solutions:

1. Dissolve 100 g of pure castile soap (olive oil based) in about 2.5 L of 56% (vol/vol) aqueous ethanol.
2. Dissolve 0.59 g of barium nitrate in 1.0 L of water. Adjust the castile soap solution (1) so that 2.4 mL of it will produce a permanent lather with 40 mL of solution (2). When adjusted, 2.4 mL of this soap solution is equivalent to 220 parts per million of hardness (as calcium carbonate) for a 40 mL sample. See also Soap solution.

Brucke's reagent (protein precipitation). See Potassium iodide mercuric iodide.

Cobaltic cyanide paper (Rinnmann's test for zinc detection). Dissolve 4 g of potassium cobalt (III) hexacyanide ($K_3Co(CN)_6$) and 1 g of potassium chlorate in 100 mL of water. Soak filter paper in solution and dry at 100 °C. Apply a drop of the zinc solution and heat in an evaporating dish. A green disk on the filter paper is obtained if zinc is present.

Congo red. Dissolve 0.5 g of Congo red (3,3'-([1,1'-biphenyl]-4,4'-diyl)bis(4-amino naphthalene-1-sulfonic acid, $C_{32}H_{22}N_6Na_2O_6S_2$, CAS No. 573-58-0) in 90 mL of distilled water and 10 mL of ethanol.

Cupferron (Baudisch's reagent for iron analysis). Dissolve 6 g of Cupferron, the ammonium salt of *N*-hydroxy-*N*-nitrosoaniline ($NH_4[C_6H_5N(O)NO]$) in 100 mL of distilled water. The reagent is good only for one week and must be kept in the dark.

Cupric acetate (Barfoed's reagent for reducing monosaccharides). Dissolve 66 g of copper (II) acetate and 10 mL of glacial acetic acid in water and dilute to 1.0 L.

Cupric oxide, ammoniacal; Schweitzer's reagent (dissolves cotton, linen, and silk, but not wool). Dissolve 5 g of cupric sulfate in 100 mL of boiling water, and add sodium hydroxide until precipitation is complete. Wash the precipitate well, and dissolve it in a minimal quantity of ammonium hydroxide. Bubble a slow stream of air through 300 mL of concentrated ammonium hydroxide solution containing 50 g of fine copper turnings. Continue stirring for 1 hour.

Cupric sulfate in glycerin-potassium hydroxide (reagent for silk). Dissolve 10 g of copper (II) sulfate pentahydrate in 100 mL of water and add 5 g of glycerol. Add 6N KOH solution slowly until a deep blue solution is obtained.

Cupron (precipitates copper). Dissolve 5 g of benzoinoxime in 100 mL 95% ethanol.

Cuprous chloride, acidic (reagent for CO in gas analysis).

1. Cover the bottom of a 2 L flask with a layer of copper (II) oxide about 1.5 cm deep, suspend a coil of copper wire so as to reach from the bottom to the top of the solution, and fill the flask with hydrochloric acid 20% (vol/vol) HCl

(aq) with continuous stirring. When the solution becomes nearly colorless, transfer to reagent bottles, which should also contain copper wire. The stock bottle may be refilled with dilute (6N) HCl until either the cupric oxide or the copper wire is used up. Copper (II) sulfate may be substituted for copper oxide in the above procedure.

2. Dissolve 340 g of copper (II) chloride dihydrate in 600 mL of concentrated HCl and reduce the cupric chloride by adding 190 mL of a saturated solution of stannous chloride or until the solution is colorless. The stannous chloride is prepared by treating 300 g of metallic tin in a 500 mL flask with concentrated HCl until no more tin is dissolved.
3. (Winkler method). Add a mixture of 86 g of copper (II) chloride and 17 g of finely divided metallic copper, prepared by the reduction of 8 g to 12 g of copper (II) oxide with hydrogen gas, to a solution of HCl, made by diluting 650 mL of concentrated HCl with 325 mL of distilled water. After the mixture has been added slowly and with frequent stirring, a spiral of copper wire is suspended in the bottle, reaching all the way to the bottom. The solution is ready to use when the solution becomes colorless.

Cuprous chloride, ammoniacal (reagent for CO in gas analysis).

1. The acid solution of copper (II) chloride as prepared above is neutralized with 6N ammonium hydroxide until the ammonia odor persists. An excess of metallic copper must be kept in the solution.
2. Pour 800 mL of acidic copper (II) chloride, prepared by the Winkler method, into approximately 4 L of water. Transfer the precipitate to a 250 mL graduated cylinder. After several hours, siphon off the liquid above the 50 mL mark and refill with 7.5% ammonium hydroxide solution which may be prepared by diluting 50 mL of concentrated ammonium hydroxide with 150 mL of distilled water. The solution, which should have a faint odor of ammonia should be well stirred and allowed to stand for several hours.

Note: Proper precautions must be taken for the safe handling of gaseous samples that contain CO.

Dichlorofluorescein indicator. Dissolve 1 g dichlorofluorescein ($C_{20}H_{10}Cl_2O_5$, CAS No. 76-54-0) in 1 L 70% (vol/vol) ethanol or 1 g of the sodium salt in 1 L of distilled water.

Dimethylglyoxime, 0.01 N. Dissolve 0.6 g of dimethylglyoxime (2,3-butanedione oxime) in 500 mL of 95% ethanol. This is an especially sensitive test for nickel (II) and produces a very characteristic crimson color.

Diphenylamine (reagent for rayon). Dissolve 0.2 g diphenylamine in 100 mL of concentrated sulfuric acid.

Diphenylamine sulfonate (for titration of iron with $K_2Cr_2O_7$). Dissolve 0.32 g of the barium salt of diphenylamine sulfonic acid in 100 mL of distilled water, add 0.5 g of sodium sulfate and filter off the precipitated barium sulfate.

Diphenylcarbazine. Dissolve 0.2 g of diphenylcarbazine [$(C_6H_5NHNH_2)_2CO$] in 10 mL of glacial acetic acid and dilute to 100 mL with 95% ethanol.

2,4-Dinitrophenylhydrazine (2,4-DNP) Reagent. Dissolve 3 g of 2,4-dinitrophenylhydrazine in 15 mL to 20 mL of concentrated sulfuric acid. Add this solution with stirring to a solution of 10 mL distilled water in 70 mL of 95% hydrous ethanol. Use the filtrate to test for the presence of aldehydes and ketones as follows: To 2 mL of the solution add 10 drops of the unknown. A precipitate (which may be recrystallized from 95% hydrous ethanol) is indicative of a positive test and its melting point

can be matched to the corresponding melting points of various aldehydes and ketones.

Esbach's reagent (estimation of protein). Dissolve 10 g of picric acid and 20 g of citric acid in sufficient distilled water to make a 1.0 L of solution.

Eschka's compound. Two parts of calcinated ("light") magnesia are thoroughly mixed with 1 part of anhydrous sodium carbonate.

Fehling's solution (reagent for reducing sugars).

1. Copper (II) sulfate solution: Dissolve 34.66 g of copper (II) sulfate pentahydrate in distilled water and dilute to 500 mL.
2. Alkaline tartrate solution: Dissolve 173 g of potassium sodium tartrate (Rochelle salt, $KNaC_4H_4O_6 \cdot 4H_2O$) and 50 g of NaOH in distilled water, cool and dilute to 500 mL. Mix equal volumes of solutions (1) and (2) just before using.

Ferric-alum indicator. Dissolve 140 g of iron (III) ammonium sulfate crystals in 400 mL of hot distilled water. Cool, filter, and add enough 6N nitric acid until the 500 mL mark.

Folin's mixture (for uric acid). To 650 mL of distilled water add 500 g of ammonium sulfate, 5 g of uranium (VI) acetate, and 6 g of glacial acetic acid and then dilute to 1.0 L with distilled water.

Formaldehyde — sulfuric acid (Marquis' reagent for alkaloids). Add 100 mL of concentrated sulfuric acid to 5 mL of 37% (mass/mass) aqueous formaldehyde solution.

Froehde's reagent. See Sulfomolybdic acid.

Fuchsin (reagent for linen). Dissolve 1 g of fuchsin (an aniline dye) in 100 mL of ethanol.

Fuchsin - sulfurous acid (Schiff's reagent for aldehydes). Dissolve 0.5 g of fuchsin and 9 g of sodium bisulfite in 500 mL of distilled water, and add 10 mL of concentrated HCl. Keep in well-stoppered bottles and protect from light. The fuchsin used to make the Schiff reagent should incorporate a high content of pararosanilin.

Gunzberg's reagent (detection of HCl in gastric juice). Dissolve 4 g of phloroglucinol (1,3,5-benzenetriol, $C_6H_3(OH)_3$) and 2 g of vanillin ($C_8H_8O_3$) in 100 mL of absolute ethanol.

Hager's reagent. See Picric acid.

Hanus solution (for iodine number). Dissolve 13.2 g of resublimed iodine in 1 L of glacial acetic acid, which should pass the dichromate test for reducible matter. Add sufficient bromine to double the halogen content, as determined by titration (approximately 3 mL). The iodine may be dissolved by heating, but the solution should be cold when the bromine is added.

Hopkins-Cole Reagent (test for presence of the indole ring in the tryptophan moiety of a protein or peptide). Add 5 mL cold water to 10 g of magnesium in a conical flask and add 250 mL of a cold saturated aqueous oxalic acid solution with vigorous stirring. Filter, add 25 mL of glacial acetic acid and dilute with distilled water to the 1.0 L mark. Place 10 drops of the saturated protein or peptide solution in a test tube, add 10 drops of concentrated nitric acid and heat in a water bath for three minutes. Allow the mixture to cool and add 4 mL 6N NaOH. A positive test is confirmed by the formation of a yellow color.

Iodine, tincture of. To 50 mL of distilled water add 70 g of iodine and 50 g of potassium iodide. Dilute to 1 L with absolute ethanol.

Iodo-potassium iodide (Wagner's reagent for alkaloids). Dissolve 2 g of iodine and 6 g of KI in 100 mL of distilled water.

Jones Reagent (test is positive for 1° and 2° alcohols, aldehydes, mercaptans, sulfides and sulfoxides). To 1 mL of 5% (mass/mass) sodium (or potassium) dichromate add 10 drops of the unknown compound. The formation of a green color (sometimes appearing as brown due to the mixture of the green chromium (III) and the unreacted orange chromium (VI) colors) indicates a positive test.

Litmus (indicator). Extract litmus powder three times with boiling alcohol (ethanol or isopropanol), each treatment lasting for an hour. Discard the alcoholic extract. Treat the residue with an equal mass of cold distilled water and filter; then add five times its weight of boiling distilled water. Cool, filter, and combine all aqueous extracts.

Magnesia mixture (reagent for phosphates and arsenates). Dissolve 50 g of magnesium chloride ($\text{MgCl}_2 \cdot 6\text{H}_2\text{O}$) and 100 g of ammonium chloride (NH_4Cl) in 500 mL of distilled water, add a slight excess of NH_4OH , and allow to stand overnight. Filter, make the solution just acidic with HCl , and dilute with distilled water to 1 L. Let stand for several days and separate the precipitated solid by decanting. The decantate should be used just prior to testing; otherwise, if stored for any period of time it becomes turbid.

Magnesium uranyl acetate. Dissolve 100 g of uranyl (VI) acetate dehydrate ($\text{UO}_2(\text{C}_2\text{H}_3\text{O}_2)_2 \cdot 2\text{H}_2\text{O}$) in 60 mL of glacial acetic acid and dilute to 500 mL with distilled water. Dissolve 330 g magnesium acetate tetrahydrate ($\text{Mg}(\text{C}_2\text{H}_3\text{O}_2)_4 \cdot 4\text{H}_2\text{O}$) in 60 mL of glacial acetic acid and dilute to 200 mL. Heat both solutions to boiling until clear; pour the magnesium acetate solution into the uranyl acetate solution, cool and dilute with distilled water to 1 L. Let stand overnight and filter if necessary.

Marme's reagent. See Potassium-cadmium iodide.

Marquis' reagent. See Formaldehyde-sulfuric acid.

Mayer's reagent (white precipitate with most alkaloids in slightly acid solutions). Dissolve 1.358 g of mercury (II) chloride in 60 mL of distilled water and pour into a solution of 5 g of potassium iodide in 10 mL of distilled water. Add sufficient distilled water to a final volume of 100 mL.

Methyl orange indicator. Dissolve 1 g of methyl orange in 1 L of distilled water. Filter, if necessary.

Methyl orange, modified. Dissolve 2 g of methyl orange and 2.8 g of xylene cyanole FF ($\text{C}_{25}\text{H}_{27}\text{N}_2\text{NaO}_6\text{S}_2$, CAS No: 2650-17-1) in 1 L of 50% (vol/vol) ethanol.

Methyl red indicator. Dissolve 1 g of methyl red in 600 mL of ethanol and dilute with 400 mL of distilled water.

Methyl red, modified. Dissolve 0.50 g of methyl red and 1.25 g of xylene cyanole FF ($\text{C}_{25}\text{H}_{27}\text{N}_2\text{NaO}_6\text{S}_2$) in 1 L of 90% (vol/vol) ethanol. Alternatively dissolve 1.25 g of methyl red and 0.825 g of methylene blue in 1 L of 90% (vol/vol) ethanol.

Millon's reagent (for albumins and phenols). Dissolve 1 part of mercury in 1 part of cold fuming nitric acid. Dilute with twice the volume of distilled water and decant the clear solution after several hours. All appropriate precautions must be observed when handling mercury.

Molisch's reagent. See 1-Naphthol.

1-Naphthol (Molisch's reagent for wool). Dissolve 15 g of 1-naphthol in 100 mL of 95% (vol/vol) ethanol or chloroform.

Nessler's reagent (for ammonia). Dissolve 50 g of potassium iodide in the smallest possible quantity of cold distilled water (50 mL). Add a saturated solution of mercury (II) chloride (about 22 g in 350 mL of distilled water will be needed) until an excess is indicated by the formation of a precipitate. Then

add 200 mL of 5 N NaOH and dilute to 1 L with distilled water. Allow to settle and draw off the clear liquid.

Nickel oxide, ammoniacal (reagent for silk). Dissolve 5 g of nickel (II) sulfate in 100 mL of distilled water, and add 6N NaOH solution until nickel hydroxide is completely precipitated. Wash the precipitate well and dissolve in 25 mL of concentrated ammonium hydroxide and 25 mL of distilled water.

Nitron (detection of the nitrate radical). Dissolve 10 g of nitron (1,4-diphenyl-3-(phenylamino)-1,2,4-triazolium hydroxide, $\text{C}_{20}\text{H}_{18}\text{N}_4\text{O}$) in 5 mL of glacial acetic acid and 95 mL of distilled water. The solution may be filtered with slight suction through an Alundum thimble crucible and kept in a dark bottle.

1-Nitroso-2-naphthol. Make a saturated solution 1-nitroso-2-naphthol in 50% (vol/vol) aqueous acetic acid. The reagent should be used as soon as it is prepared.

Nylander's solution (carbohydrates). Dissolve 20 g of bismuth subnitrate ($\text{Bi}_2\text{O}(\text{OH})_3(\text{NO}_3)_4$) and 40 g of Rochelle salt (potassium sodium tartrate, $\text{KNaC}_4\text{H}_4\text{O}_6 \cdot 4\text{H}_2\text{O}$) in 1 L of 8% (mass/mass) aqueous NaOH solution. Cool and filter.

Obermayer's reagent (for indoxyl in urine). Dissolve 4 g of iron (III) chloride in 1 L of aqueous (vol/vol) 40% HCl.

Oxine. Dissolve 14 g of 8-hydroxyquinoline ($\text{C}_9\text{H}_7\text{NO}$) in 30 mL of glacial acetic acid. Warm slightly, if necessary to dissolve. Dilute to 1 L with distilled water.

Oxygen absorbent. Dissolve 300 g of ammonium chloride in 1 L distilled water and add 1 L of concentrated ammonium hydroxide solution. Shake the solution thoroughly. For use as an oxygen absorbent, the gas to be tested is passed through a bottle that is half full of copper turnings filled nearly to the top with this ammonium chloride - ammonium hydroxide solution.

Pasteur's salt solution. To 1 L of distilled water add 2.5 g of potassium phosphate, 0.25 g of calcium phosphate, 0.25 g of magnesium sulfate, and 12.00 g of ammonium tartrate.

Pavy's solution (glucose reagent). To 120 mL of Fehling's solution, add 300 mL of 6N ammonium hydroxide (sp. gr. 0.88) and dilute to 1 L with distilled water.

Phenanthroline ferrous ion indicator. Dissolve 1.485 g of 1,10-phenanthroline monohydrate ($\text{C}_{12}\text{H}_8\text{N}_2 \cdot \text{H}_2\text{O}$) in 100 mL of 0.025 M aqueous iron (II) sulfate solution.

Phenolphthalein. Dissolve 1 g of phenolphthalein in 50 mL of ethanol and add 50 mL of distilled water.

Phenolsulfonic acid (determination of nitrogen as nitrate). Dissolve 25 g of phenol in 150 mL of concentrated H_2SO_4 , add 75 mL of fuming sulfuric acid (approximately 15% SO_3), stir well and heat for 2 hours at 100 °C.

Phloroglucinol solution (pentosans). Make a 3% phloroglucinol (1,3,5-benzenetriol) solution in alcohol. Store in a dark bottle.

Phosphomolybdic acid (Sonnenschein's reagent for alkaloids).

1. Prepare ammonium phosphomolybdate and after washing with distilled water, boil with nitric acid to expel all ammonia. Evaporate to dryness and dissolve in 2 M HNO_3 .
2. Dissolve ammonium molybdate in HNO_3 and treat with phosphoric acid. Filter, wash the precipitate, and boil with aqua regia (a mixture of concentrated nitric acid and concentrated hydrochloric acid, 1:3 vol/vol) until the ammonium salt is decomposed. Evaporate to dryness. The residue is dissolved in 10% (vol/vol) HNO_3 . The solution constitutes Sonnenschein's reagent.

Phosphoric acid — sulfuric acid mixture. Dilute 150 mL of concentrated sulfuric acid and 100 mL of concentrated phosphoric acid with distilled water to a final volume of 1 L.

Phosphotungstic acid (Scheibler's reagent for alkaloids).

1. Dissolve 20 g of sodium tungstate and 15 g of sodium phosphate in 100 mL of distilled water slightly acidified with dilute nitric acid.
2. The reagent is a 10% (mass/mass) solution of phosphotungstic acid in distilled water. The phosphotungstic acid is prepared by evaporating a mixture of 10 g of sodium tungstate dissolved in 5 g of phosphoric acid (sp. gr. 1.13) and enough boiling water to a complete solution. Crystals of phosphotungstic acid will separate.

Picric acid (Hager's reagent for alkaloids, wool and silk). Dissolve 1 g of picric acid in 100 mL of distilled water.

Potassium antimonate (reagent for sodium). Boil 22 g of potassium antimonate with 1 L of distilled water until nearly all of the salt has dissolved, cool quickly, and add 35 mL of 10% (mass/mass) potassium hydroxide. Filter after standing overnight.

Potassium-cadmium iodide (Marme's reagent for alkaloids). Add 2 g of cadmium (II) chloride to a boiling solution of 4 g of potassium iodide in 12 mL of distilled water, and then mix with 12 mL of saturated aqueous potassium iodide solution.

Potassium hydroxide (for CO₂ absorption). Dissolve 360 g of potassium hydroxide in distilled water and dilute to 1 L.

Potassium iodide — mercuric iodide (Brucke's reagent for proteins). Dissolve 50 g of potassium iodide in 500 mL of distilled water, and saturate with mercury (II) iodide (about 120 g). Dilute to 1 L with distilled water.

Potassium pyrogallate (for oxygen absorption). For mixtures of gases containing less than 28% (mass/mass) oxygen, add 100 mL of potassium hydroxide solution (50 g of KOH to 100 mL of distilled water) to 5 g of pyrogallol. For mixtures containing more than 28% (mass/mass) oxygen, the KOH solution should contain instead 120 g of KOH in 100 mL of distilled water.

Pyrogallol, alkaline. The reagent is a mixture of two solutions

1. Dissolve 75 g of pyrogallol in 75 mL of distilled water.
2. Dissolve 500 g of KOH in 250 mL distilled water. When cooled, adjust the solution with distilled water until the concentration is 50% (vol/vol).

For use, add 270 mL of solution (2) to 30 mL of solution (1).

Rosolic acid (indicator). Dissolve 1 g of rosolic acid (C₁₉H₁₄O₃) in 10 mL of ethanol and add 100 mL of distilled water.

Sakaguchi Reagent (for the presence of arginine in proteins or peptides). To 10 drops of the saturated protein or peptide solution, add 5 drops of 6 N NaOH followed by 5 drops of 0.05% (mass/mass) ethanolic 1-naphthol solution and 10 drops of 0.5% aqueous sodium hypochlorite. A positive test is indicated by the formation of a red color that fades away upon standing.

Scheibler's reagent. See Phosphotungstic acid.

Schiff's reagent. See Fuchsin-sulfurous acid.

Schweitzer's reagent. See Cupric oxide, ammoniacal.

Soap solution (reagent for hardness in water). Dissolve 100 g of dry castile soap in 1 L of 80% (vol/vol) ethanol (4 parts ethanol to 1 part distilled water). Allow to stand for several days and dilute with 70% ethanol until 6.4 mL of this solution produces a permanent lather with 20 mL of standardized calcium solution. The latter solution is made by dissolving 0.2 g of calcium carbonate in a small amount of dilute HCl, evaporating to dry-

ness and then dissolving the precipitate with distilled water to a final volume of 1 L.

Sodium bismuthate (for the oxidation of manganese). Heat 20 parts of sodium hydroxide nearly to redness in an iron or nickel crucible and add slowly 10 parts of basic bismuth (III) nitrate which has been previously dried. Add 2 parts of sodium peroxide, and pour the brownish-yellow fused mass onto an iron plate to cool. When cooled, break up in a mortar, extract with distilled water, and collect on an asbestos filter.

Sodium hydroxide (for CO₂ absorption). Dissolve 330 g of sodium hydroxide in distilled water and dilute to 1 L.

Sodium nitroprusside (reagent for hydrogen sulfide and wool). Use a freshly prepared solution of 1 g of sodium nitroferricyanide in 10 mL of distilled water.

Sodium oxalate (primary standard). Dissolve 30 g of the commercial salt of sodium oxalate in 1 L of distilled water, make slightly alkaline with sodium hydroxide, and let stand until clear. Filter and evaporate the filtrate to 100 mL. Cool and filter. Pulverize the residue and wash it several times with small volumes of distilled water. The procedure is repeated until the mother liquor is sulfate-free and is neutral to phenolphthalein.

Sodium plumbite (reagent for wool). Dissolve 5 g of sodium hydroxide in 100 mL distilled water. Add 5 g of litharge (lead (II) oxide) and boil until dissolved.

Sodium polysulfide. Dissolve 480 g of sodium sulfide nonahydrate in 500 mL of distilled water, add 40 g of NaOH and 18 g of sulfur. Stir thoroughly and dilute to 1 L with distilled water.

Sonnenschein's reagent. See Phosphomolybdic acid.

Starch solution.

1. Make a paste with 2 g of soluble starch and 0.01 g of mercury (II) iodide with a small amount of distilled water. Add the mixture slowly to 1 L of boiling distilled water and boil further for a few minutes. Keep in a glass stoppered bottle. If other than soluble starch is used, the solution will not be clear on boiling; it should then be allowed to stand and the clear liquid decanted.
2. A solution of starch that keeps stable indefinitely is made as follows: Mix 500 mL of aqueous saturated NaCl solution (filtered), 80 mL of glacial acetic acid, 20 mL of distilled water and 3 g of starch. Bring slowly to a boil and further heat for 2 minutes.
3. Make a paste with 1 g of soluble starch and 5 mg of mercury (II) iodide using as little cold distilled water as possible. Then pour about 200 mL of boiling distilled water on the paste and stir immediately. This will give a clear solution if the paste is prepared correctly and the water is actually boiling. Cool and add 4 g of potassium iodide. Starch solution decomposes on standing due to bacterial action, but this solution will be stable if stored under a layer of toluene.

Stoke's reagent. Dissolve 30 g of iron (II) sulfate and 20 g of tartaric acid in distilled water and dilute to 1 L. Just before using, add concentrated ammonium hydroxide until the precipitate that is initially formed is redissolved.

Sulfanilic acid (reagent for nitrites). Dissolve 0.5 g of sulfanilic acid in a mixture of 15 mL of glacial acetic acid and 135 mL of recently boiled distilled water.

Sulfomolybdic acid (Froehde's reagent for alkaloids and glucosides). Dissolve 10 g of molybdic acid or sodium molybdate in 100 mL of concentrated sulfuric acid.

Tannic acid (reagent for albumin, alkaloids, and gelatin).

Dissolve 10 g of tannic acid in 10 mL of ethanol and dilute with distilled water to 100 mL.

Titration mixture (residual chlorine in water analysis). Prepare 1 L of dilute HCl (100 mL of HCl (sp. gr. 1.19) in sufficient distilled water to make 1 L). Dissolve 1 g of *o*-tolidine (3,3'-dimethylbenzidine, CAS No. 119-93-7) in 100 mL dilute hydrochloride, stir well and dilute to 1 L using dilute HCl solution.

Tollen's Reagent (confirming the presence of aldehydes). 5 drops of 5% NaOH is added to 2 mL 10% aqueous silver nitrate in a test tube. The insoluble silver (I) oxide dissolved by the drop wise addition of 10% aqueous ammonia (ammonium hydroxide) yields a clear solution. Excess ammonium hydroxide should be avoided as it may give false positive result. Approximately 10 drops of the aldehyde will yield a silver mirror coating on the test tube inner wall, especially if the mixture is warmed up to 50 °C.

Trinitrophenol solution. See Picric acid.

Turmeric tincture (reagent for borates). Digest ground turmeric root with several quantities of distilled water which are discarded. Dry the residue and digest it several days with six times its weight of ethanol. Filter.

Uffelman's reagent (turns yellow in presence of lactic acid).

To a 2% solution of pure phenol in distilled water, add an aqueous solution of iron (III) chloride until the phenol solution becomes violet in color.

Wagner's reagent. See Iodo-potassium iodide.

Wagner's solution (used in phosphate rock analysis to prevent precipitation of iron and aluminum). Dissolve 25 g of citric acid and 1 g of salicylic acid in distilled water and dilute to 1 L. Use 50 mL of the reagent.

Wij's iodine monochloride solution (for iodine number).

Dissolve 13 g of resublimed iodine in 1 L of glacial acetic

acid that will pass the dichromate test for reducible matter. Set aside 25 mL of this solution. Bubble into the remainder of the solution dry chlorine gas (dried and washed by passing through concentrated sulfuric acid) until the characteristic color of free iodine has been dissipated. Add the 25 mL of the iodine solution that was set aside, until all free chlorine has been dissipated. A slight excess of iodine does little or no harm, but an excess of chlorine must be avoided. Preserve in well stoppered, amber colored bottles. Avoid the use of solutions that have been stored for more than 30 days.

Wij's special solution (for iodine number). To 200 mL of glacial acetic acid that will pass the dichromate test for reducible matter, add 12 g of dichloramine T (*N,N*-dichloro-4-methylbenzenesulfonamide, CAS No. 473-34-7), and 16.6 g of dry potassium crystals (in small quantities with continual shaking until all the potassium iodide has dissolved). Dilute to 1 L with the same quality of acetic acid used above and preserve in a dark colored bottle.

Zimmermann-Reinhardt reagent (determination of iron).

Dissolve 70 g of manganese (II) sulfate tetrahydrate in 500 mL of water, add slowly 125 mL of concentrated sulfuric acid and 125 mL of 85% phosphoric acid, and dilute to 1 L with water.

Zinc chloride solution, basic (reagent for silk). Dissolve 1000 g of zinc chloride in 850 mL of distilled water, and add 40 g of zinc oxide. Heat until complete dissolving is complete.

Zinc uranyl acetate (reagent for sodium). Dissolve 10 g of $\text{UO}_2(\text{C}_2\text{H}_3\text{O}_2)_2 \cdot 2\text{H}_2\text{O}$ in 6 g of 30% acetic acid, heat, if necessary, and dilute to 50 mL. Dissolve 30 g of zinc acetate dehydrate in 3 g of 30% acetic acid and dilute to 50 mL. Mix the two solutions, add 50 mg of sodium chloride, allow to stand overnight and filter. Use distilled water in all dilutions.

ORGANIC ANALYTICAL REAGENTS FOR THE DETERMINATION OF INORGANIC IONS

Paris D.N. Svoronos and Thomas J. Bruno

The table entitled Organic Analytical Reagents for the Determination of Inorganic Substances, by G. Ackermann, L. Sommer, and D. Thorburn Burns, has been revamped and considerably expanded for this edition. The many recent advancements in this area have been surveyed, and in this table, we present the major tests, reagents, and some guidance as to the expected result or method of observation. The abbreviations used here are defined in the abbreviations table in this section. In addition, for brevity, when a determination calls for a spectrophotometric measurement at a particular wavelength, for example at 500 nm, we denote this as: "spec λ = 500 nm." No wavelength is specified if it is variable, for example, with pH; here we indicate: "spec determination." When a determination calls for spectrofluorometric determination, the excitation and emission wavelengths are provided thus: spec λ_{ex} = 303.5 nm, λ_{em} = 353 nm. Note that a common surfactant used in many of these tests is cetyltrimethylammonium bromide, abbreviated (CTAB). When relevant, we provide an approximate limit of detection (LOD), and when the uncertainty can vary, this is expressed as a relative standard deviation (RSD). Some of the procedures listed here require the use of hazardous chemicals (carcinogens such as benzene, strong acids such as HF). Appropriate precautions must be observed.

While a great deal of the information presented here is from the recent literature, the reader is referred to several excellent reviews and monographs for additional information (Refs. 1–10).

References

1. Marczenko, Z., *Separation and Spectrophotometric Determination of Elements*, Ellis Horwood, Chichester, 1986.
2. Sandell, E. B., and Onishi, H., *Photometric Determination of Traces of Metals. General Aspects, Part I*, 4th Edition, John Wiley and Sons, New York, 1986.
3. Onishi, H., *Photometric Determination of Traces of Metals. Part IIa: Individual Metals, Aluminium to Lithium*, 4th Edition, John Wiley and Sons, New York, 1986.
4. Onishi, H., *Photometric Determination of Traces of Metals. Part IIb: Individual Metals, Magnesium to Zinc*, 4th Edition, John Wiley and Sons, New York, 1986.
5. Townshend, A., Burns, D. T., Guilbault, G. G., Lobinski, R., Marczenko, Z., Newman, E., and Onishi, H., *Dictionary of Analytical Reagents*, Chapman and Hall, London, 1993.
6. West, T. S., and Nürnberg, H. W., *The Determination of Trace Metals in Natural Waters*, Blackwell, Oxford, 1988.
7. Savvin, S. B., Shtykov, S. N., and Mikhailova, A. V., *Russ. Chem. Rev.* 75, 341, 2006.
8. Ueno, K., Imamura, T., and Cheng, K. L., *Handbook of Organic Analytical Reagents*, CRC Press, Boca Raton, FL, 1992.
9. American Chemical Society, *Reagent chemicals: specifications and procedures: American Chemical Society specifications, official from January 1, 2006*, American Chemical Society, Washington, D.C., 2006.
10. Crompton, T.R., *Determination of Anions: A Guide for the Analytical Chemist*, Springer-Verlag, Berlin, Heidelberg, 1996.

I. Cations

Determination	Reagents	Results
Aluminum	Alizarin red S	Red color develops; spectrophotometric determination preferred
	Aluminon	Lake pigment stabilized with CTAB
	Chrome azurol S	Spec λ = 500 nm, stabilized with CTAB
	Chromazol KS	Spec λ = 625 nm, stabilized with cetylpyridinium bromide
	Eriochrome cyanine R (also known as mordant blue 3) + CTAB	Red dye lake (pH = 6) stabilized with CTAB
	Eriochrome cyanine R (also known as mordant blue 3) + <i>N,N</i> -dodecyltrimethylammonium bromide (DTAB)	Spec determination by use of cationic surfactants
	8-Hydroxyquinoline	Produces tris(8-hydroxyquinolino) aluminum (Alq3), found in organic light emitting diodes (OLEDs)
	Bromopyrogallol red + cetyltrimethyl ammonium bromide	Spec λ = 627 nm
	Bromopyrogallol red + nonylphenol	Spec λ = 612 nm
	tetradecaethylene glycol ether	Spec λ = 578 nm after separation of aluminum from the matrix materials by chloroform extraction of its acetylacetone complex (pH = 6.5), from an ammonium acetate-hydrogen peroxide medium
Antimony	Pyrocatechol violet	Spec determination of the binary system (pH = 5)
	2,2',3,4-Tetrahydroxy-3',5'-disulfoazobenzene	Isolated as the hexachloroantimonate (V) salt extracted by either toluene or benzene
	Brilliant green	Used for the determination of antimony (III) with EDTA, cyanide or fluoride ions as masking agents
	Bromopyrogallol red	Ternary complex stabilized with CTAB
	Catechol violet	Isolated as the hexachloroantimonate (V) complex after benzene extraction
	Malachite green (basic green 4)	Sensitive color reaction with antimony (III) by use of cationic surfactants
	Phenyl fluorene	Antimony (III)-iodide complex formation in the presence of ascorbic acid
	Potassium iodide	Ion pair or ion association extraction by use of toluene or benzene as solvents
	Rhodamine B	

Determination	Reagents	Results
Arsenic	Silver diethyldithiocarbamate Thiourea	Spec λ = 504 nm to avoid arsenic interference Determination by hydride generation inductively coupled plasma atomic emission spectrometry after reduction of antimony (V) to antimony (III) by thiourea
	Michler's ketone Silver diethyldithiocarbamate Thiourea	Spec λ = 640 nm trophotometric determination of trace arsenic (V) in water Spec λ = 600 nm to avoid antimony interference Determination by hydride generation inductively coupled plasma atomic emission spectrometry after reduction of arsenic (V) to arsenic (III) by thiourea
Barium	Dimethylsulfonazo-III (DMSA-III) Alizarin S red	Spec λ = 662 nm of the chelate complex Red color used spectrophotometrically as a stain to determine the amount of barium in bone
Beryllium	Aluminon	Lake pigment derivative
	Ammonium bifluoride	Derivative detected by fluorescence
	Beryllon II	A resin phase spectrophotometric method that detects a change in absorbance of the resin phase immobilized with beryllon II
	Beryllon III	Determination achieved via third –derivative spectrophotometry and decolorization of excess reagent
Bismuth	Chrome azurol S	Spec determination with chrome azurol S in the presence of EDTA or CTAB
	Eriochrome cyanine R + (CTAB)	Spec λ = 590 nm of ternary complex
	Sulfon black F	Derivative has a long color-development time
	Amberlite XAD-7	Determination system implemented with (HG-ICP-AES) associated with flow injection (FI)
	Sodium azide	Azidodimethylbismuthine precipitate formed by the reaction of the corresponding bismuthine with sodium azide
	Diethyldithiocarbamate	Heterometric micro-determination of lead with sodium diethyldithiocarbamate by use of a mixture of EDTA, cyanide and ammonium hydroxide (λ = 400 nm)
	Dithizone	Orange-red derivative that is extracted in carbon tetrachloride
	Pyrocatechol violet	Spec determination of bismuth (III) with pyrocatechol violet in the presence of septonex CTAB
	Quinolin-8-ol	Determination system implemented with HG-ICP-AES associated with flow injection (FI)
	Thiourea	Determination by HG-ICP-AES
Boron	Xylenol orange	Derivative used for sol-gel thin films that serve as bismuth (III) sensors
	Azomethine H	Spec determination
	Carminic acid	Spec determination
	Curcumin	Spec determination of rosocyanine and rubrocurcumin formed by the reaction between borates and curcumin
	Methylene blue	Spec determination of complex formed between fluoroborate ions and methylene blue after treatment with hydrofluoric and sulfuric acids and extraction with ethylene chloride
Cadmium	2-(5-Bromo-2-pyridylazo)-5-diethylaminophenol (PAR)	Spec determination in the presence of cationic surfactant cetylpyridinium chloride
	Cadion	Determination by β -correction spectrophotometry with cadion and surfactant Triton-X
	Dithizone	Determination of dithizonate derivative by the extraction – spectrophotometric method
	1-(2-Pyridylazo)-2-naphthol (PAN)	Two-dimensional absorption spec determination of complex in aqueous micellar solutions
	4-(2-Pyridylazo)resorcinol	Preconcentration by cloud point extraction of the complex; determination by ICP optic emission spectrometry. Simultaneous spectrophotometric determination of cadmium and mercury
Calcium	Alizarin S	Red dye used in staining bones for calcium determination
	Chlorophosphonazo III	Spec λ = 667.5 nm (pH = 2.2)
	Eriochrome black T + EDTA	Complexometric titration where the initially formed red calcium-eriochrome black T color is replaced with the blue calcium-EDTA color at the end point
Cerium	Glyoxal-bis(2-hydroxyanil)	Spectrophotometric titration of the complex without preliminary extraction
	Murexide	Spec λ = 506 nm (pH = 11.3)
	Phthalein purple	High-performance chelation ion chromatography involving dye-coated resins
	Butaperazine dimaleate propericiazine	Spec determination of the colored complex in a phosphoric acid medium
	Persulfate oxidation to cerium (IV)	UV spec λ = 320 nm
	Propericiazine	Spec determination of the colored complex in a phosphoric acid medium
	Propionyl promazine phosphate (PPP)	Spec λ = 513 nm of the red-colored radical cation formed upon the reaction of PPP with cerium(IV) in a phosphoric acid medium
	N-Benzoyl-N-phenylhydroxylamine	Spec titration of the cerium (IV) complex (pH = 8 to 10)
	Sodium triphosphate	Spec λ_{ex} = 303.5 nm, λ_{em} = 353 nm of the cerium (III) complex

Determination	Reagents	Results
Chromium	8-Hydroxyquinoline	Spec determination of the metal-ligand complex
	Alizarin S	Lake pigment complex formation
	1,5-Diphenylcarbazine	Spec determination during sonication in carbonated aqueous solutions saturated with CCl_4 that produces chlorine radicals
	3-(2-Pyridyl)-5,6 bis(5-(2-furyl disulfonic acid))-1,2,4-triazine disodium salt (ferene-TM)	Indirect spec $\lambda = 593 \text{ nm}$ in aqueous samples with a chromogen ferene-TM
	4-(2-Pyridylazo)resorcinol (PAR)	Spec determination of the ternary chromium-peroxo-par ternary complex
Cobalt	4-(2-Pyridylazo)resorcinol (PAR) + hydrogen peroxide	Spec determination of the ternary chromo-peroxo-PAR mixture after ethyl acetate extraction in 0.1 M sulfuric acid
	4-(2-Pyridylazo)resorcinol (PAR) + xylometazonium (XMH) chloride	Spec determination of the orange-red anionic complex formed in a heated acetate buffer medium ($\text{pH} = 4.0$ to 5.5) and extracted with the xylometazonium (XMH) chloride
	Sulfanilic acid	Spec $\lambda = 360 \text{ nm}$ on the catalytic effect of chromium (VI) in the oxidation of sulfanilic acid by hydrogen peroxide with <i>p</i> -aminobenzoic acid as an activator
	8-Hydroxyquinoline	Spec determination of the metal-ligand complex
	<i>p</i> -Nitroso- <i>N,N</i> -dimethylaniline	Spec determination of the binary complex
	Nitroso-R salt	AAS by use of a continuous on-line precipitation-dissolution procedure
	1-Nitroso-2-naphthol	Spec determination by use of non-ionic surfactant Triton X-100
	1-Nitroso-2-naphthol	Spec Tween 80 micellar determination
	1-Nitroso-2-naphthol	AAS by use of a continuous on-line precipitation-dissolution procedure based on 1-nitroso-2-naphthol
	2-Nitroso-1-naphthol	Spec $\lambda = 530 \text{ nm}$ after isoamyl acetate extraction
Copper	1-(2-Pyridylazo)-2-naphthol + surfactants	Spec $\lambda = 620 \text{ nm}$ of the cobalt complex in the presence of surfactants (Triton X-100 combined with sodium dodecylbenzene sulfonate (DBS)) and trace of ammonium persulfate ($\text{pH} = 5.0$)
	4-(2-Pyridylazo)resorcinol (PAR)	Spec determination of complex at both $\text{pH} = 7.2$ to 7.9 and in $1 \text{ M H}_2\text{SO}_4$
	4-(2-Pyridylazo)resorcinol (PAR) + triethanolamine	Ion-pair reversed-phase high-performance liquid chromatography of the complex
	Bathocuproine disulfonic acid	Spec $\lambda = 470 \text{ nm}$ to 550 nm of the Bathocuproine-disulfonic acid complex after extraction with chloroform and methanol by use of (PLS2)
	Dithizone	Spec determination of the dithizone complex at $\text{pH} = 2.3$
	Neocuproine	Spec determination of the deep orange-red $\text{Cu}(\text{neocuproine})_2^+$ complex color
	Cuprizone	Spec determination of the highly chromogenic copper (III) cuprizone complex
Europium	<i>p</i> -Nitroso- <i>N,N</i> -dimethylaniline	Spec determination of the binary complex
	1-Nitroso-2-naphthol	Spec determination by use of non-ionic surfactant Triton X-100
	4-(2-Pyridylazo)resorcinol	Preconcentration of copper by cloud point extraction of the complex and determination by ICP optic emission spectrometry
	1-Nitroso-2-naphthol	Spec Tween 80 micellar determination
	ChromAsurol S	Spec determination of the binary complex
Gallium	4-(2-Pyridylazo)resorcinol (PAR) + tetradecyl-dimethylbenzylammonium chloride (TDBA)	Spec $\lambda = 510 \text{ nm}$ of the ion-associate complex extracted with chloroform at $\text{pH} = 9.7$
	Chrome azurol S + (CTAB)	Spec $\lambda = 640 \text{ nm}$ of the ternary complex
	Haematoxylin or its oxidized form + (CTAB)	Spec determination of the ternary complex of indium with haematoxylin or its oxidized form in the presence of cationic, anionic and non-ionic surfactants such as (CTAB)
	Pyrocatechol violet + diphenylguanidine	Spec determination of the ternary complex
	8-hydroxyquinoline	Spec determination of the gallium complex
	1-(2-Pyridylazo)-2-naphthol	Spectrofluorimetric determination of Ga(III) with 1-(2-pyridylazo)-2-naphthol in sodium dodecyl sulfate micellar medium
	4-(2-Pyridylazo)resorcinol (PAR)	Extraction and spec $\lambda = 510 \text{ nm}$ of gallium with 4-(2-pyridylazo)resorcinol
	Rhodamine B	Comparison of the determination of gallium by a rhodamine B spectrophotometric method and by an AA method based on preliminary solvent extraction
	Xylenol orange + 8-hydroxyquinoline	Spectrophotometric determination of the ternary complex
	Brilliant Green + Molybdate	Spec $\lambda = 430 \text{ nm}$ of the yellow germanomolybdic acid
Germanium	Phenylfluorone	Spec determination of the complex previously extracted with carbon tetrachloride at $\text{pH} = 3.1$
	5-(4-Diethylaminobenzylidene) rhodanine	Immobilized 5-(4-dimethylamino-benzylidene) rhodanine serves as a stable solid sorbent for trace amounts of gold (III) ions ($\text{pH} = 2$ to 4)
	Di(methylheptyl)methyl phosphonate (DMHMP)	Trace gold determination by on-line preconcentration with flow injection atomic absorption spectrometry, by use of di(methylheptyl)methyl phosphonate (DMHMP) as the immobilized phase loaded onto a macroporous resin
Gold	2-Mercaptobenzothiazole	Radiochemical separation and determination of gold complex matrices employing substoichiometric thermal neutron activation analysis

Determination	Reagents	Results
	Molybdate + nile blue (NB)	A spectrophotometric method based on the reaction of gold(III) with molybdate and nile blue (NB) to form an ion-association complex in the presence of poly(vinyl alcohol)
	Rhodamine B	Aqueous spec determination of gold with rhodamine B and surfactant
Hafnium	Arsenazo III	Spec determination of the arsenazo III complex in 10 M HCl or H ₂ SO ₄
Indium	Bromopyrogallol red	Spec determination of indium after an ether extraction from hydrobromic acid, and benzyl alcohol extraction of its complex with bromopyrogallol red (pH 9.0)
	5-Bromine-salicylaldehyde salicyloylhydrazone (5-Br-SASH)	Spec $\lambda_{\text{ex}} = 395 \text{ nm}$, $\lambda_{\text{em}} = 461 \text{ nm}$ of the indium: 5-Br-SASH chelate in a water-ethanol (63%) medium (pH = 4.6)
	Chrome azurol S	Spec determination of the binary complex
	Chrome azurol S + benzyldodecyldimethyl-ammonium bromide (BDDMAB)	Spec determination of the mixed complex with chrome azurol S and (BDDMAB)
	Chrome azurol S + (CTAB)	Spec $\lambda = 630 \text{ nm}$ of the ternary complex after <i>n</i> -butyl acetate extraction from hydrobromic acid
	Chrome azurol S + cationic surfactants	Spec determination by use of chrome azurol S and surfactants such as CTA, CP, or zephiramine
	Dithizone	Spec determination of the binary complex
	Haematoxylin or its oxidized form + (CTAB)	Spec determination of the ternary complex of indium with haematoxylin or its oxidized form in the presence of cationic, anionic and non-ionic surfactants such as (CTAB)
	8-Hydroxyquinoline	Spec determination of the binary complex
	Methylthymol blue + zephiramine	Spec determination of the ternary complex
	1-(2-Pyridylazo)-2-naphthol (PAN)	Spec determination of the chelate complex after chloroform extraction (pH = 6)
	4-(2-Pyridylazo)resorcinol	Spec $\lambda = 520 \text{ nm}$ after indium extraction from the aqueous phase (pH 5.0 to 5.5) into chloroform with <i>N-p</i> -chlorophenyl-2-furohydroxamic acid and formation of the 4-(2-pyridylazo)resorcinol red chelate
	Pyrocatechol violet	Spec determination of the binary complex
	Pyrocatechol violet + tridodecylammonium bromide	Spec determination of the ternary complex
	Quinalizarin (1,2,5,8-tetrahydroxyanthraquinone)	Spec $\lambda = 565 \text{ nm}$ of the binary 3:1 Quinalizarin:In(III) colored complex in dimethylformamide-water solution
	2,2',3,4-Tetrahydroxy-3',5'-disulfoazobenzene	Spec determination of the binary system (pH = 5)
	Xylenol orange	Spec determination of the ternary complex
Iridium	1,5-Diphenylcarbazine	Spec determination of the complex (pH = 5.0)
	1-(2-Pyridylazo)-2-naphthol	Spec $\lambda = 550 \text{ nm}$ of the red complex (pH = 5.1) after chloroform extraction
Iron	Bathophenanthroline	Determination of iron(II) in the presence of thousand-to-one ratio of iron(III) by use of bathophenanthroline
	Bathophenanthroline-disulfonic acid	Spec $\lambda = 470 \text{ nm}$ to 550 nm of the bathophenanthroline-disulfonic acid complex after extraction with chloroform and methanol
	2,2'-Bipyridine	Spec determination of the iron (II)-2,2'-bipyridine dark red complex
	FerroZine	Spec $\lambda = 562 \text{ nm}$ of iron (II)-ferrozine complex after all iron(III) has been reduced by ascorbic acid
	Hematoxylin + (CTAB)	Spec of the ternary complex. Addition of CTAB shifts λ_{max} from 630 nm to 640 nm
	1-Nitroso-2-naphthol	Spec determination by use of non-ionic surfactant Triton X-100
	1-Nitroso-2-naphthol	Spec determination Tween 80 micellar determination
	1,10-Phenanthroline (o-Phen)	Spec $\lambda = 508 \text{ nm}$ of the Fe(o-Phen)_3^{+2} complex
	1,10-Phenanthroline + bromothymol blue	Spec determination of the Fe(o-Phen)_3^{+2} complex in the presence of bromothymol blue
	Phenylfluorone	Spec $\lambda = 530 \text{ nm}$ of the binary complex (pH = 9.0)
	Phenylfluorone + Triton X	Spec $\lambda = 555 \text{ nm}$ of the binary complex sensitized with Triton X-100 (pH = 9.0)
Lanthanum	Ammonium purpurate	Spec determination of lanthanum with ammonium purpurate as a chromogenic reagent
	Arsenazo III	Spec determination of the lanthanum complexation with reagents of the arsenazo III group on the solid phase of fibrous ion exchangers
	Eriochrome cyanine R (ECR)	Spec $\lambda = 540 \text{ nm}$ of the binary complex
	<i>N</i> -Phenylbenzohydroxamic acid + xylenol orange	Solvent extraction followed by the spec $\lambda = 600 \text{ nm}$ of the ternary complex (pH = 8.8 to 9.5)
Lead	Dithizone	Orange-red derivative that is extracted in carbon tetrachloride
	Sodium diethyldithiocarbamate	Electrothermal AAS determination of the diethyldithiocarbamate derivative extracted in carbon tetrachloride
	Sodium diethyldithiocarbamate	Heterometric micro-determination of lead diethyldithiocarbamate derivative
	4-(2-Pyridylazo)resorcinol	Spec $\lambda = 520 \text{ nm}$ of 4-(2-pyridylazo)-resorcinol:lead (1:1) complex in an ammonia-ammonium chloride medium at pH = 10 after extracting the lead in isobutyl methyl ketone

Determination	Reagents	Results
Lithium	1-(<i>o</i> -Arsenophenylazo)-2-naphthol-3,6-disulfonate (Thoron)	Spec λ = 480 nm of Thoron-lithium complex in an alkaline acetone medium is measured against the reagent as reference
Magnesium	Chlorophosphonazo III Eriochrome black T + EDTA 8-Hydroxyquinoline 8-Hydroxyquinoline + butylamine Titan yellow Xylidyl blue	Spec λ = 669 nm (pH = 7.0) Complexometric titration where the initially formed red magnesium-eriochrome black T color is replaced with the blue magnesium-EDTA color at the end point Volumetric, titrimetric, and colorimetric determination Spec λ = 380 nm of the complex after chloroform extraction Spec determination of magnesium by titan yellow in biological fluids Spec determination of magnesium in biological fluids
Manganese	Formaloxime 1-(2-Pyridylazo)-2-naphthol (PAN)	Spec determination of the formaloxime/ammonia complex (pH = 8.8 to 8.9) Preconcentration determination by use of (PAN) anchored SiO ₂ nanoparticles
Mercury	Dithizone Michler's thioketone 4-(2-Pyridylazo)resorcinol Rhodamine 6G Xylenol orange + amine buffer Xylenol orange + citric acid-phosphate buffer	Spec λ = 500 nm of dithizone complex after chloroform extraction at pH = 0.3 Spec λ = 560 nm of the binary complex in acetate buffer Simultaneous spec determination of cadmium and mercury with 4-(2-pyridylazo)resorcinol Photoelectrochemical determination of mercury (II) in aqueous solutions by use of a rhodamine 6G derivative (RS) and polyaniline (PANI) coated optical probe in a photoelectrochemical cell Spec λ = 590 nm of Hg(II)/xylenol orange complex display a sharp hyperchromic effect in the presence of amine buffers (pH = 7.5) Spec λ = 580 nm of Hg(II)/xylenol orange complex display a sharp hypochromic effect upon substituting amine buffers with a citric acid-phosphate (pH = 7.5)
Molybdenum	Bromopyrogallol red + cetylpyridium chloride Phenylfluorone 8-Hydroxyquinoline-5-sulfonic acid and phenylfluorone Pyrocatechol violet	Sequential injection analysis to the determination of CPC based on the sensitized molybdenum-bromopyrogallol red reaction Spec λ = 560 nm of molybdenum with phenylfluorone (pH of 1.5 to 3) Diffuse reflection spectrometry with 8-hydroxyquinoline-5-sulfonic acid and phenylfluorone after sorbing on a disk of an anion exchange fibrous material Preconcentration (by use of basic anion exchanger AV-17-10P) and determination via diffuse reflection spectroscopy. The colored surface compound to be determined involves Mo(VI) sorption on the resin and subsequent treatment of the concentrate obtained with pyrocatechol violet
Neodymium	Semi-xylenol orange + cetylpyridinium chloride	Fourth-order derivative spectrophotometric determination of the ternary complex
Neptunium	Arsenazo III	Spec after separation by use of thenoyltrifluoroacetone extraction method and determination in 5M HNO ₃
Nickel	2-(5-Bromo-2-pyridylazo)-5-diethylaminophenol Dimethylglyoxime + ammonia Dimethylglyoxime, voltammetry 2,2'-Furildioxime Hematoxylin Hematoxylin + (CTAB) 1-Nitroso-2-naphthol <i>p</i> -Nitroso- <i>N,N</i> -dimethylaniline 2-(2-Pyridylazo)-2-naphthol 4-(2-Pyridylazo)resorcinol 1-(2-Thiazolylazo)-2-naphthol (TAN)	Spec λ = 520 nm and 560 nm of the red-violet complex in water-ethanol (pH = 5.5) Spec λ = 543 nm of the complex Nickel voltammetric determination at a chemically modified electrode based on dimethylglyoxime-containing carbon paste Spec λ = 438 nm after separation by adsorption of its α -furildioxime complex on naphthalene Spec λ = 595 nm of the binary system (pH = 7.8 to 8.3) Spec λ = 608 nm of the ternary system (pH = 7.4 to 8.1) Spec Tween 80 micellar determination Spec determination of the binary complex Derivative spectrophotometry λ = 569 nm determination of nickel complex in Tween 80 micellar solutions Preconcentration of nickel by cloud point extraction of the complex and determination by ICP optic emission spectrometry Flow-injection solid phase spectrophotometry by use of TAN immobilized on C ₁₈ -bonded silica (λ = 595 nm) Spec determination by mean centering of ratio kinetic profile (pH = 5.3) Separation and determination of the complex from a tartrate solution at pH > 2 Spec λ = 610 nm of complex extracted into isopentyl acetate containing di- <i>n</i> -octylmethylamine Spec λ = 520 nm of the complex in strong acidic media
Niobium	Xylenol orange <i>N</i> -Benzoyl- <i>N</i> -phenylhydroxylamine Bromopyrogallol red <i>O</i> -Hydroxyhydroquinonephthalein (Qnph) + hexadecyltrimethylammonium chloride (HTAC) 4-(2-Pyridylazo)resorcinol + citrate Pyrocatechol violet Sulfochlorophenol S Xylenol orange	Determination of the ternary complex by ion-interaction reversed-phase HPLC on a C18 column with a 5 mM citrate buffer (pH = 6.5, λ = 540 nm) Extraction and spec determination of niobium complex in the presence of pyridine and trichloroacetic acid Spec determination of the complex after extraction into amyl alcohol Spec λ = 530 nm of chelate (pH = 5.0)
Osmium	1,5-Diphenylcarbazine	Spec λ = 560 nm of the bluish-violet complex after extraction with isobutyl methyl ketone

Determination	Reagents	Results
Palladium	Thiourea	Spec λ = 540 nm of the red-rose complex in acid medium
	Ammonia + iodide	Thermogravimetric determination of palladium as $\text{Pd}(\text{NH}_3)_2\text{I}_2$
	2,2-bis-[3-(2-Thiazolylazo)-4-hydroxyphenyl-propane], (TAPHP)	Application of TAPHP immobilized on silica beads to determine the palladium concentration in a trans-luminance configuration (pH = 2) by use of flow-through spectrophotometric sensing phase
	2-(5-Bromo-2-pyridylazo)-5-diethylaminophenol	Spec determination of the complex in a sulfuric acid medium in the presence of ethanol
	Dithizone	Volumetric determination of palladium with dithizone in acid medium after extraction of its dimethylglyoxime complex with chloroform; PAS determination of the dithizone extraction solution into a thermally thin solid film
	Dithiazone + iodide	Spec determination of palladium with dithizone, by use of an iodide medium in the presence of sulfite at pH = 3 to 5, to separate platinum
	Dithizone + stannous chloride	Extractive separation and spec determination of palladium in the presence of stannous chloride to separate platinum
	Isonitrosobenzoylacetone	Radiochemical separation and determination of palladium in complex matrices employing substoichiometric thermal NAA
	2-Nitroso-1-naphthol	Spec λ = 370 nm of the violet complex
	4-(2-Pyridylazo)resorcinol	Spec determination of complex at both pH = 7.2 to 7.9 and in 1 M H_2SO_4
Platinum	4-(2-Pyridylazo)resorcinol + diphenylguanidine	Spec determination after extraction of the red Pd(II) chelate with 4-(2-pyridylazo)resorcinol in the presence of <i>N,N'</i> -diphenylguanidine into <i>n</i> -butanol
	<i>N</i> -Phenylbenzimidoylthiourea (PBITU)	Flow injection analysis spec λ = 345 nm of the Pd:PBITU complex in (0.2 to 2.0) M HCl in 10% (vol/vol) ethanol solution
	Dithizone + iodide	Spec determination of platinum with Dithizone, by use of an iodide medium in the presence of sulfite at pH = 3 to 5, to separate palladium
	Dithizone + stannous chloride	Extractive separation and spectrophotometric determination of platinum in the presence of stannous chloride to separate palladium
	2-Mercaptobenzothiazole	Radiochemical separation and determination of platinum complex matrices employing substoichiometric thermal NAA
Protactinium	Arsenazo III	Spec λ = 680 nm of the complex after extraction with 7 N H_2SO_4 and isoamyl alcohol
Rhenium	EDTA + tannic acid	Gravimetric analysis of the tannic acid precipitate (pH = 5.0)
	2,2'-Furildioxime	Spec λ = 532 nm of the complex
	<i>N,N</i> -Diethyl- <i>N'</i> -benzoylthiourea	Spec λ = 383 nm of the green complex in hydrochloric acid medium in the presence of tin(II) chloride
Rhodium	Tin(II)	Spectrophotometric titration for the determination of rhenium by use of tin(II) as the titrant
	1,5-Diphenylcarbazide	Spec determination of the complex after isobutyl alcohol extraction (pH = 5.0)
	<i>p</i> -Nitrosodimethylaniline	Spec λ = 510 nm of the cherry-red binary complex (pH = 4.4)
Ruthenium	1-(2-Pyridylazo)-2-naphthol	Spec λ = 598 nm of the green complex (pH = 5.1) after chloroform extraction
	4-Benzylideneamino-3-mercapto-6-methyl-1,2,4-triazine (4H)-5-one	Spec λ = 620 nm
	1,10-Phenanthroline	Chemiluminescence determination of chlorpheniramine by use of tris(1,10-phenanthroline)-ruthenium(II) peroxydisulfate system and sequential injection analysis; Spec determination of the complex after reducing Ru (IV) to Ru(II)
	Thiourea	Spec λ = 640 nm of ruthenium complex in carbon supported Pt-Ru-Ge catalyst in 5 M HCl
Scandium	1,4-Diphenylthiosemicarbazide	Spec determination of the bright red complex
	Alizarin red S	Cathodic adsorptive stripping of the scandium-alizarin red S complex onto a carbon paste electrode
	Ammonium purpurate	Spec determination of scandium with ammonium purpurate as a chromogenic reagent
Selenium	Chrome azurol S	Spec determination of the binary complex
	Xylenol orange	Spec λ = 553 nm of the binary mixture
	3,3'-Diaminobenzidine	Spec λ = 350 nm of the yellow complex (pH = 3.0)
	2,3-Diaminonaphthalene	Fluorometric determination of the binary complex in water
	Thiourea	Determination of selenium by hydride generation inductively coupled plasma atomic emission spectrometry
Silver	Dithizone	Graphite-furnace atomic-absorption spectrophotometric determination of silver on suspended dithizone particles from acidic sample solutions with ultrasonics to facilitate the separation
Strontium	Eosin + 1,10-phenanthroline	Spec λ = 540 nm to 555 nm of the 1,10-phenanthroline (PHEN) and eosin (2,4,5,7-tetrabromofluorescein) association complexes
	Phthalein purple	High-performance chelation ion chromatography involving dye-coated resins
Tantalum	<i>N</i> -Benzoyl- <i>N</i> -phenylhydroxylamine	Separation and determination of the complex from a tartrate solution at pH < 1.5

Determination	Reagents	Results
Tellurium	Crystal violet (CV) + <i>N,N'</i> -diphenylbenzamidine (DPBA)	Spec λ = 600 nm of Ta(V)-F-CV+ cation complex with a benzene solution of DPBA from sulfuric acid solution
	<i>O</i> -Hydroxyhydroquinonephthalein (Qnph) + hexadecyltrimethylammonium chloride (HTAC)	Spec λ = 510 nm of the complex in strong acidic media
	Malachite green	Spec λ = 623 nm of the complex in HF after extraction with benzene or toluene
	Methyl violet	Spec determination of the complex
	4-(2-Pyridylazo)resorcinol + citrate	Determination of the ternary complex by ion-interaction reversed-phase HPLC on a C18 column in 5 mM citrate buffer (pH = 6.5, λ = 540 nm)
	Phenylfluorone	Spectrophotometric determination from HF-HCl solution with methyl isobutyl ketone
	Victoria blue	Spectrophotometric determination of the complex after benzene extraction
	Ammonium pyrrolidinedithiocarbamate	Differential determination of tellurium(IV) and tellurium(VI) by AAS with a carbon-tube atomizer
	Bismuthiol II	Spec λ = 330 nm of the yellow complex in acidic medium (pH = 3.5) after chloroform extraction
	Dithizone	Differential determination of tellurium(IV) and tellurium(VI) by AAS with a carbon-tube atomizer
Thallium	Sodium diethyldithiocarbamate	Differential determination of tellurium(IV) and tellurium(VI) by AAS with a carbon-tube atomizer
	Thiourea	Determination of selenium by hydride generation inductively coupled plasma atomic emission spectrometry
	Brilliant green	Spec determination of the binary complex after toluene extraction
	Dithizone	Spec λ = 505 nm of the complex after chloroform extraction from a citrate-sulfite-cyanide medium at pH = 10.6
	8-Hydroxyquinoline	Spectrophotometric determination of the metal-ligand complex
Thorium	Rhodamine B	Fluorimetric determination of thallium (in silicate rocks) with rhodamine B after separation by adsorption on a crown ether polymer
	Rhodamine B hydroxide	Spec λ = 565 nm via oxidation of rhodamine B hydrazide by thallium(I) in acidic medium to give a pinkish violet radical cation
	Arsenazo III	Spec determination of the arsenazo III complex in 10 M HCl or H ₂ SO ₄
	Eriochrome cyanine R (ECR)	Spec λ = 540 nm of the binary complex
Tin	Thoron	Spectrophotometric determination of binary complex in tartaric acid
	Xylenol orange	Spec λ = 570 nm of the binary complex (pH = 4.0)
	Xylenol orange + CTAB bromide	Spec λ = 600 nm of the complex sensitized by CTMAB (pH = 2.5)
	Catechol violet + CTAB bromide	Spectrophotometric determination of the green complex
	Pyrocatechol violet (and + CTAB bromide)	Spec λ = 660 nm of the complex (pH = 2.0)
Titanium	Gallein	Spectrophotometric determination of complex in acid medium
	Phenylfluorone	Spec determination of the complex (pH = 1) in 36% aqueous ethanol after a preliminary solvent extraction of the tin as the iodide
	Toluene-3,4-dithiol + dispersant	Spec determination of the complex
	Chromotropic acid	Spec λ = 443 nm of the complex by use of a flow injection manifold
	Diantipyrinylmethane	Spec λ = 390 nm of the yellow complex
Tungsten	3-Hydroxy-2-methyl-1-(4-tolyl)-4-pyridone (HY)	Spec λ = 355 nm of the ternary complex formed in perchloric acid and is extracted by chloroform
	Methylene blue-ascorbic acid redox reaction	Spec λ = 665 nm of the titanium-methylene blue-ascorbic acid redox reaction
	Tiron	Spec λ = 420 nm of the yellow Tiron derivative (pH = 5.2 to 5.6)
	Cyanate	Spectrophotometric determination of tungsten with thiocyanate after both tungsten(VI) and molybdenum(VI) are extracted into chloroform as benzoin α -oxime complexes
	Pyrocatechol violet	Determination of the 2:1 green complex in acid medium which is fixed on a dextran-type anion-exchange resin (Sephadex QAEA-25) by first-derivative solid-phase spectrophotometry (λ = 674 nm)
Uranium	Tetraphenylarsonium chloride + thiocyanate	Gravimetric determination of tungsten with tetraphenylarsonium chloride after its extraction as thiocyanate (pH = 2 to 4)
	Toluene-3,5-dithiol	Spec λ = 630 nm of the toluene-3,4-dithiol derivative after extraction with isoamyl acetate
	Arsenazo III (1,8-dihydroxynaphthalene-3,6-disulfonic acid-2,7-bis[(azo-2)-phenylarsonic acid])	Spec determination of the binary complex
	2-(5-Bromo-2-pyridylazo)diethylaminophenol	Spec λ = 578 nm of the complex (pH = 7.6)
	Chlorophosphonazo III	Spec λ = 673 nm of the complex after extraction into 3-methyl-1-butanol from (1.5 to 3.0) M HCl
	8-Hydroxyquinoline	Spectrophotometric determination of the metal (UO ₂ (II))-ligand complex

Determination	Reagents	Results
Vanadium	2-(2-Pyridylazo)-5-diethylaminophenol (PADAP)	Spec λ = 564 nm of the complex after extraction into methyl isobutyl ketone (pH = 8.2)
	1-(2-Pyridylazo)-2-naphthol (PAN)	Spec λ = 560 nm of the deep red precipitate in ammoniacal solutions extracted with chloroform
	4-(2-Pyridylazo)-resorsinol (PAR)	Spec λ = 530 nm of the intensely deep red complex after extraction into methyl isobutyl ketone (pH = 8.0)
	2-(2-Thiazolylazo)- <i>p</i> -cresol + surfactants	Spec λ = 588 nm of the complex (pH = 6.5) with surfactants such as Triton X-100 or <i>N</i> -cetyl- <i>N,N,N</i> -trimethyl ammonium bromide (CTAB)
	Chrome azurol S	Spectrophotometric determination of the binary complex
	<i>N</i> -Benzoyl- <i>N</i> -phenylhydroxylamine	Spec determination of the violet complex in acidic medium
	3,5-Dinitrocatechol (DNC) + brilliant green	Extraction-spectrophotometric determination of the system V(V)-3,5-dinitrocatechol (DNC)-brilliant green chelate complex
	8-Hydroxyquinoline (oxine)	Extraction with <i>n</i> -butanol and spec λ = 390 nm of a ternary complex (vanadium:oxine: <i>n</i> -butanol = 1:2:2)
	8-Hydroxyquinoline-5-sulfonic acid and phenylfluorone	Diffuse reflection spectrometry with 8-hydroxyquinoline-5-sulfonic acid and phenylfluorone after sorbing on a disk of an anion exchange fibrous material
	4-(2-Pyridylazo)resorcinol (PAR)	Spec determination of the binary complex based on the extraction tetraphenylphosphonium or tetraphenylarsonium chloride
Yttrium	Xylenol orange	Spec λ = 490 nm of chelate (pH = 5.0)
	Alizarin red S	Spec λ = 550 nm of the complex
	Ammonium purpurate	Spec determination of yttrium with ammonium purpurate as a chromogenic reagent
	Arsenazo III	Spec λ = 660 nm of the blue colored complex after preliminary purification with hydroxide and subsequent acidification
Zinc	Eriochrome cyanine R (ECR)	Spec λ = 540 nm of the binary complex
	Pyrocatechol violet	Spec λ = 665 nm of complex
	2-(5-Bromo-2-pyridylazo)-5-diethylaminophenol	Spec determination by use of 2-(5-bromo-2-pyridylazo)-5-diethyl aminophenol in the presence of cationic surfactant cetylpyridinium chloride
	Carbonic anhydrase	Enzymatic determination by use of carbonic anhydrase after removing zinc by dialysis against dipicolinic acid
	Dithizone	Spec λ = 530 nm of binary complex after chloroform extraction
	Eriochrome black T + EDTA	Complexometric titration where the initially formed red zinc-eriochrome black T color is replaced with the blue zinc-EDTA color at the end point (pH = 10)
	7-(4-Nitrophenylazo)-8-hydroxyquinoline-5-sulfonic acid (<i>p</i> -NIAZOXS)	Spec λ = 520 nm of the zinc derivative (pH = 9.2, borax buffer)
	Phenylglyoxal mono(2-pyridyl) hydrazone (PGMPH)	Spec λ = 464 nm to 470 nm of the yellow-orange complex (pH = 7.2 to 8.5) in 40% (v/v) ethanol
	1-(2-Pyridylazo)-2-naphthol (PAN)	Two-dimensional absorption spec determination of complex in aqueous micellar solutions
	1-(2-Pyridylazo)-2-naphthol (PAN)	Preconcentration determination by use of 1-(2-pyridylazo)-2-naphthol (PAN) anchored. SiO ₂ nanoparticles
	4-(2-Pyridylazo)resorcinol	Spec determination at pH = 7.0; preconcentration of zinc by cloud point extraction of the complex and determination by ICP optic emission spectrometry
	1-(2-Thiazolylazo)-2-naphthol (TAN)	Flow-injection solid phase spec λ = 595 nm with TAN immobilized on C18-bonded silica
	Xylenol orange	Spec determination of 1:1 zinc-xylenol orange red-violet complex (pH = 5.8 to 6.2)
	Xylenol orange	Sequential injection analysis (SIA) based on the spec λ = 568 nm of zinc by use of xylenol orange as a color reagent
	Xylenol orange	Spec determination by mean centering of ratio kinetic profile (pH = 5.3)
Zirconium	Xylenol orange + cetylpyridinium chloride	Spec λ = 580 nm of the 1:2:4 ratio for the metal:ligand: surfactant ternary complex (pH = 5.0 to 6.0)
	Alizarin red S	Spec determination of the binary complex after phosphate extraction
	Arsenazo III (1,8-dihydroxynaphthalene-3,6-disulfonic acid-2,7-bis[(azo-2)-phenylarsonic acid])	Spec determination of the binary complex
	<i>N-p</i> -Chlorophenylbenzohydroxamic acid (<i>N-p</i> -Cl-BHA) + morin	Spec λ = 420 nm and fluorimetric determination of the <i>N-p</i> -Cl-BHA greenish yellow complex after extraction with isoamyl alcohol from (0.2 to 0.5) N H ₂ SO ₄ followed by morin addition; it is critical that the morin be very pure
	Pyrocatechol violet	Spec λ = 650 nm of the blue complex in sulfuric acid solution
	Pyrocatechol violet + tri- <i>n</i> -octylphosphine oxide (TOPO)	Spec λ = 655 nm of the blue complex after extraction with tri- <i>n</i> -octylphosphine oxide (TOPO) in cyclohexane
	Morin	Fluorimetric determination of the complex after EDTA addition
	Xylenol orange	Flow injection spectrophotometric determination in sulfuric acid medium

II. Anions

Anion	Method	Results/Comments
Arsenate, AsO_4^{-3}	X-ray absorption near edge structure (XANES)	Use of self-consistent multiple-scattering methods that measure the AsO_4^{-3} adsorption on TiO_2
	Dual detection ion chromatography	Simultaneous determination of AsO_4^{-3} and AsO_3^{-3} (LOD = 0.044 mg/L)
	Ion chromatography/inductively-coupled plasma/MS	Validation established after ultrasonic-assisted enzymatic extraction
	Ion chromatography	Post-column generation and detection of the AsO_4^{-3} molybdate heteropoly ion
	Surface-enhanced Raman scattering (SERS)	Use of Ag nanostructured multilayer films; LOD = 5 $\mu\text{g/L}$
	Liquid chromatography-atomic fluorescence detection	Simultaneous determination of six As ions; LOD < 4 $\mu\text{g/L}$
	LC-ICP/MS	Simultaneous determination of five As ions; LOD < 4 $\mu\text{g/L}$
	HPLC/hydride generation atomic absorption	Simultaneous determination of six As ions; LOD = 3 ng to 9 ng
	Ion exchange determination	Separation of AsO_4^{-3} and AsO_3^{-3} using the weakly basic anion exchanger A63-X4A by difference of respective pK_a values
	Titration	As^{+5} is reduced by NH_2NH_2 and titration with $\text{Br}^-/\text{BrO}_3^-$
Bromide, Br^-	Ion chromatography using electrochemical detection	Use of Ag working electrode; LOD = 10 ppb (mass/mass)
Carbonate, CO_3^{-2}	GC	Carbonation of salt and use of a GC with methanation reformer and a flame ionization detector
	GC-MS	Determination of pentafluorobenzyl derivative
	FTIR	CO_3^{-2} measurement in organic matter (875 cm^{-1} and 712 cm^{-1})
	Gas measurement	Conversion to CO_2 measured by a barometer or manometer
	Ion chromatography	Measurement in the presence of formyl ions
	Photoacoustic IR spectroscopy	Use of several multi-calibration methods typically in sedimentary rocks
	Thermal optical analysis	Use of semi-continuous carbon elemental analyzer
	Liquid chromatography	Use of a C18 HPLC column, MeOH/AcOH mobile phase and UV detection (spec λ = 290 nm)
	Raman spectroscopy	Use of OH stretch band of H_2O as internal standard
	Thermogravimetry	CO_3^{-2} measurement in organic matter after identification of evolved gaseous species
Chlorate, ClO_3^-	Flow injection analysis	Reduction of methylene blue's leuco form to methylene blue followed by optical detection in the visible region
	Spectrophotometry	Reduction to Cl_2 via Ti^{+3} which oxidizes the leuco form of methylene blue
	FTIR	Absorption band at 973 cm^{-1} (λ = 10 277 nm)
	Anodic electrochemical dissociation	Determination made during the anodic dissociation of Ti grade VT-1
	Potentiometric titration	Reduction to Cl^- (pH = 7) using As^{+3} (OsO_4 as catalyst)
	Titrimetric analysis	ClO_3^- converted to Cl^- which is titrated against $\text{Hg}(\text{NO}_3)_2$ (diphenylcarbazone as indicator)
	Titrimetric analysis	Iodometric titration
	Titrimetric analysis	Use of methyl orange (LOD = 10^{-2} μg , mass/mass)
	Potentiometric titration	Selective electrode based on the N,N-butylenebis (salicylideneiminato) copper(II); LOD = 3.0×10^{-6} mol/L
	Spectrophotometry	Determination by oxidation of ascorbic acid (spec λ = 548 nm)
Chromate, CrO_4^{-2}	Ion exchange chromatography	Diaminetetraacetic acid (DCTA)/ CH_3CN used as eluent
	Ion pair chromatography	Tetrabutylammonium hydroxide (TBAH)/aq. CH_3CN used as eluent
	Capillary electrophoresis	KH_2PO_4 buffer (pH = 7)
	Titration	Iodometric titration
	X-ray absorption near edge structure (XANES)	LOD = 10 ppm using a 150 μm synchrotron X-ray beam
	Headspace GC/MS	Use of gas chromatography with a silica PLOT column coupled with mass selective detection
	Headspace GC/MS	Use of gas chromatography with a nitrogen-phosphorus detector; LOD = 0.05 $\mu\text{g/mL}$ to 5 $\mu\text{g/mL}$
	Headspace GC/MS	Use of headspace solid-phase microextraction (SPME); LOD = 0.006 $\mu\text{g/mL}$
	Headspace GC/MS	Determined as the pentafluorobenzylbromide derivative in the presence of TDMBC
	Headspace GC	Use of GC with thermoionic detection (NPD)
Cyanide, CN^-	Headspace GC/MS	Use of GC with the flame ionization detector (FID)
	Headspace GC/MS	Determination after reaction with chloramine-T
	Headspace GC/MS	Derivatization by the pyridine-pyazolone method
	Ion chromatography using electrochemical detection	Use of Ag working electrode; LOD = 1 $\mu\text{g/L}$
	Cyclic voltammetry	Au electrode; LOD = 10^{-5} mol/L to 10^{-6} mol/L

Anion	Method	Results/Comments
	Differential cathodic stripping voltammetry	LOD = 2×10^{-7} M in the presence of 5×10^{-5} M $[S^{-2}]$ and 1×10^{-3} M $[Cu^{+2}]$
	Differential electrolytic potentiometry (DEP)	DEP coupled with the sequential injection/flow analysis (SIA/FIA) of aqueous solutions; con. range 6 $\mu\text{g/mL}$ to 39 $\mu\text{g/mL}$; LOD = 0.31 $\mu\text{g/mL}$; RSD = 2.55
	Isotachopheresis	Determination as $[Au(CN)_2]^{-}$, $[Ag(CN)_2]^{-}$, or $[Cu(CN)_3]^{-2}$ complexes
	Potentiometric determination	Use of PVC sensors responsive to $Ag(CN)_2^{-}$
	Spectrofluorometry	Use of naphthoquinone imidazole boronic-based sensors (M-NQB and p-NQB) with CTAB (spec λ = 460 nm)
	Fluorescence	Derivatization with naphthalene 2,3-dicarboxyaldehyde and taurine (spec λ_{ex} = 418 nm, λ_{em} = 460 nm); LOD = 0.002 $\mu\text{g/mL}$ to 0.025 $\mu\text{g/mL}$
	Argentometric method	Argentometric titration/quantification using KCNS ($FeNH_4SO_4$) as indicator
	Capillary electrophoresis/UV spectrophotometry	Conversion of CN^{-} to SCN^{-} via rhodanese, separated by capillary electrophoresis and measured by UV spectrophotometry (spec λ = 200 nm); LOD = 3 μmol
	Piezoelectric quartz crystal (PQC) sensors	Method makes use of silver coated sensors; LOD = 1.25×10^{-8} mol/L
	Visible spectrophotometry colorimetric assay	Picrate/resorcinol derivative in bicarbonate (spec λ = 488 nm)
	Visible spectrophotometry colorimetric assay	Lithium/sodium picrate derivative (spec λ = 500 nm to 520 nm); LOD = 2.5 $\mu\text{g}/100$ mg sample
	Visible spectrophotometry colorimetric assay	Isonicotinic acid-barbituric acid derivative after treatment with chloramine-T (spec λ = 600 nm)
	Visible spectrophotometry colorimetric assay	4-hydroxy-3-(2-oxoindoline-3-ylideneamino)-2-thioxo-2H-1,3-thiazin-5(3H)-one) HOTT derivative (spec λ = 466 nm)
	Visible spectrophotometry colorimetric assay	Ethanol extraction of the red complex formed on picric acid test strips (spec λ = 500 nm); LOD = 0.5 μg to 1.0 μg
	Visible spectrophotometry colorimetric assay	Derivatization with p-nitrobenzaldehyde followed by reaction with o-dinitrobenzene to yield a purple color; LOD = 10 $\mu\text{g/L}$
	Visible spectrophotometry colorimetric assay	Barbituric or N,N-dimethylbarbituric acid derivative
	Visible spectrophotometry colorimetric assay	Spectrophotometric determination by use of a modified Konig reaction with NaOCl as the chlorinating agent
	Visible spectrophotometry colorimetric assay	Complexation with pyridine or 4-pyridinecarboxylic acid
	Visible spectrophotometry colorimetric assay	Reaction of CN^{-} with Pd-dimethylglyoximate complex that releases dimethylglyoxime, isolated as the Ni derivative
	Visible spectrophotometry colorimetric assay	Determination (spec λ = 570 nm) of pyridine/barbituric acid derivative after chloramine-T derivative
	Visible spectrophotometry colorimetric assay	Measurement of the pyridine-pyrazolone derivative
	Visible spectrophotometry colorimetric assay	Measurement of the isocotinic acid/1-phenyl-3-methyl-5-pyrazolone derivative after reaction with chloramine-T (spec λ = 638 nm)
	Visible spectrophotometry colorimetric assay	Measurement of the derivative with the Hg(II)-p-dimethylaminobenzylidenerhodanine complex (spec λ = 452 nm)
	Visible spectrophotometry colorimetric assay	Measurement of the Hg(II)-diphenylcarbazone derivative (spec λ = 562 nm)
	Visible spectrophotometry colorimetric assay	Measurement of the pyridine-benzidine complex; LOD = 0.02 μg
	Visible spectrophotometry colorimetric assay	Measurement of the pentacyano(N-methylpyrazinium) ferrate (II) complex (spec λ = 658 nm)
	Flow injection analysis	Use of Ag and Pt electrodes to determine CN^{-} as Cu complexes
	Flow injection analysis	Analyzed as the teracyanonickelate (II) complex
	Fluorescent sensors	Fluoresecein derivative emits a green light
	Fluorescent sensors	Naphthoquinone-imidazole boronic-based sensors (spec λ = 460 nm); LOD = 1.4 μM
	FTIR	Use of a horizontal attenuated total reflectance (HATR) accessory; detection range = 0.3 M to 1.0 M
	Chemiluminescence	Measurement of intensity of the reaction with luminal, hemin, and peroxide
	Amperometry/flow injection analysis	Use of a multimeter as a detection device; LOD = 200 $\mu\text{g/L}$
	Photoacoustic IR detection	Applied to the determination of HCN and NCCl in air
	X-ray diffraction	LOD = 0.1 % in waste water analyses
	Coulometric determination	LOD = 10^{-9} mg/100 μL
	Cavity ringdown spectroscopy	Use of external cavity tunable diode laser
CN^{-}/SCN^{-} (only)	Chemical ionization GC/MS	Derivatization with pentafluorobenzyl bromide (PFBBBr) via extraction with ethyl acetate and tetrabutylammonium sulfate (TBAS); LOD = 1 μM (CN^{-}) and LOD < 50 nM (SCN^{-})
Dichromate, $Cr_2O_7^{-2}$	FTIR	Absorption band at 950 cm^{-1}
	Paper electrophoresis-photodensity scanning	Photodensity scanning determination after development with diphenyl carbazide

Anion	Method	Results/Comments
Hypochlorite, ClO^-	Cell voltage variation	Applied to the electrochemical synthesis of sodium dichromate from sodium chromate
	Conductimetric determination	Performed in the presence of CrO_4^{-2}
	Adsorptive stripping voltammetry	Commonly applied to body fluids
	Potentiometric titration	Determination of Pu via the $\text{Fe}^{+2}/\text{Cr}_2\text{O}_7^{-2}$ redox titration
	Sequential injection analysis	$\text{Cr}_2\text{O}_7^{-2}$ determination based on oxidation of pindolol (spec $\lambda = 640 \text{ nm}$)
	Spectrophotometric analysis	Applied to the determination of pyridine derivatives
		Reduction to Cr^{+3} in organic carbon soil analysis
	Titrimetric analysis	Reduction by Fe^{+3} titration
	Thin-layer chromatography (TLC)	Applied to determination of unsaturated fats and further spectrophotometric analysis (spec $\lambda = 350 \text{ nm}$)
	X-ray absorption fine structure spectroscopy	Applied to the speciation of $\text{CrO}_4^{-2}/\text{Cr}_2\text{O}_7^{-2}$ equilibrium
	Titrimetric determination	Iodometric titration
	Polarography	Determination by conversion of Br^- to BrO_3^-
	Spectrophotometry	Oxidation of Ir^{+3} to Ir^{+4} (spec $\lambda = 488 \text{ nm}$)
	Spectrophotometry	Measurement of ClO^- absorbance at $\text{pH} > 7$
	Spectrophotometry	Measurement of chloramine formed by addition of aq. NH_3
Iodide, I^-	Voltammetry	Technique compared to iodometric titration
	Potentiometric titration	ClO^- measured by subtraction of BrO^- in a ClO/BrO^-
	Potentiometric titration	Reduction to Cl^- ($\text{pH} < 7$, OsO_4 as catalyst)
Isocyanates, NCO^-	Ion chromatography using electrochemical detection	Use of Ag working electrode; LOD = 100 ppb
	Mass spectrometry	Use of a proton transfer reaction (PTR), time-of-flight mass spectrometer and high sensitivity PTR quadrupole mass spectrometer
	FTIR	Use of sealed liquid cell for polymer analysis
	HPLC	Analysis of ethanol derivative (spec $\lambda = 245 \text{ nm}$)
	Capillary electrophoresis	Use of tris(2,2'-bipyridine)ruthenium (II) by electrochemiluminescence
	Potentiometric titration	Titration of carboxylic acid hydrazide derivative with NaNO_2
Manganate, MnO_4^{-2}	Spectrophotometric analysis	Conversion of CH_3NCO to CH_3NH_2 and reaction with 1-fluoro-2,4-dinitrobenzene to yield $\text{CH}_3\text{NHC}_6\text{H}_3(\text{NO}_2)_2$ (spec $\lambda = 352 \text{ nm}$)
	Titrimetric analysis	Oxidation of As^{+3} , Cr^{+3} , Sb^{+3} , Te^{+4} , PO_3^{-3} , various carboxylic acids; trimethylammoniated compounds
	Gravimetric analysis	Precipitation of BaMnO_4
	Potentiometric titration	Use of a Pt electrode
	Voltammetry	Use of glassy carbon working electrode
	Spectrophotometry	LOD = 0.185 $\mu\text{g/mL}$; (spec $\lambda = 635 \text{ nm}$)
	Anodic oxidation	Rotating disk electrode
Nitrite, NO_2^-	Gravimetric analysis	Precipitation of BaMnO_4
	Ion chromatography	Use of high capacity, OH^- -selective, anion exchange column with a guard column) in simultaneous determination of BrO_3^- ; LOD = 0.05 $\mu\text{g/L}$; RSD = 3.61 % to 4.77 %
	HPLC	Simultaneous determination of NO_3^- , SO_4^{-2} , and SCN^- ; samples are ultrasonically extracted with $\text{EtOH}/\text{CCl}_3\text{COOH}$ and purified by C18 SPE column (highly retentive alkyl-bonded phase); LOD = 0.01 mg/kg to 0.02 mg/kg ; RSD = 0.87 % to 2.6 %
	HPLC	KOH or NaOH aq. solution used as mobile phase for 10 μL to 25 μL sample size
	Quantitative sequential injection analysis (SIA)	LOD = 0.002 mg/L
	Diffuse UV-visible reflectance method	Reaction of nitrite with sulphadiazine and o-naphthol; LOD = 0.02 mg/L ; RSD = 5 % to 8 %
	Cyclic voltammetry (CV)/pulse voltammetry	Electropolymerization of Nile Blue at pre-polarized glassy carbon electrode (phosphate buffer, $\text{pH} = 7.1$) leading to a NO_2^- sensor
	Cyclic voltammetry (CV)/pulse voltammetry	Use of a solid-state microelectrode formed through the electrochemical co-deposition of Pt-Fe nanoparticles on Au microelectrode
	Cyclic voltammetry (CV)/pulse voltammetry	Use of a sol-gel electrode using 3-aminopropyltrimethoxy silane for covalent immobilization of toluidine blue
	Capillary electrophoresis	Simultaneous determination of NO_3^- and $\text{C}_2\text{O}_4^{-2}$
	Capillary zone electrophoresis	Simultaneous determination of NO_3^- and Cl^- by use of a photoiodide-array detector (PDA)
	UV-visible spectrophotometry	Derivatization with $\text{Zn}(\text{OH})_2$ /basic fuchsin
	UV-visible spectrophotometry	Derivatization with Griess reagent (spec $\lambda = 537 \text{ nm}$); RSD ~1.5 %

Anion	Method	Results/Comments
NO ₂ ⁻ simultaneous NO ₂ ⁻ /NO ₃ ⁻ (only)	Microfluidic gradient elution moving boundary electrophoresis (GEMBE)	Simultaneous determination of NO ₃ ⁻ and NH ₄ ⁺
	Microfluidic gradient elution moving boundary electrophoresis (GEMBE)	Simultaneous determination of NO ₃ ⁻ , Cl ⁻ , C ₂ O ₄ ⁻² , NO ₃ ⁻ , and SO ₄ ⁻²
	Gasometric analysis	The NO ₂ ⁻ concentration is quantified by the formation of N ₂ (g) produced <i>vis a vis</i> its reaction with sulfamic acid
	Seeping layer test paper	Derivatization with p-aminobenzenesulfonic acid/N(1-naphthyl) ethylenediamine dihydrochloride
	HPLC	Pre-column derivatization with Griess reagents (spec λ = 540 nm)
	UV-visible spectrophotometry	Following derivatization with HCl/naphthyl ethylenediamine LOD = 0.5 mg to 18 mg nitrogen per L (NO ₃ ⁻) and 0.5 mg to 5 mg nitrogen per L (NO ₂ ⁻)
	HPLC-UV	LOD = 2.5 mg/kg (NO ₃ ⁻) and 5.0 mg/kg (NO ₂ ⁻)
	GC-mass spectrometry	Quantification of ¹⁵ N-labeled nitrate and nitrite biological fluids
	Chemiluminescence	LOD = 10 nmol/L; RSD = 3 % (200 nmol/L) to 5 % (400 nmol/L)
	Capillary electrophoresis	Use of acid run buffer to revert electroosmotic flow
Oxalate, C ₂ O ₄ ⁻²	Capillary gas chromatography	LOD = 500 µg by use of a flame ionization detector
	Chromogenic strip	Test strip equipped with sorghum leaf oxalate oxidase cross-linked with glutaraldehyde and o-toluidine LOD = 0.07 % of the matrix
	FT-IR (attenuated)	Use of acid run buffer to revert electroosmotic flow
	Capillary electrophoresis	LOD = 500 µg by use of a flame ionization detector
	Capillary gas chromatography	Oxalate oxidase and peroxidase are immobilized on Au electrode
	Flow injection analysis	Analysis of methylated product
	Gas chromatography	LOD = 6 µg/L to 9 µg/L
	Ion exchange chromatography method	Detection at λ = 254 nm; LOD = 20 nmol/L
	Isotachophoresis	System attached to online weak anion exchange chromatography
	LC-tandem MS	Intensity of peak at 1462 cm ⁻¹ is used
Perchlorate, ClO ₄ ⁻	Raman spectroscopy	Analysis of catalytic effect of reaction products of methylene blue/Cr ₂ O ₇ ⁻²
	Spectrophotometric analysis	Analysis of the NaDH → NAD ⁺ reaction with C ₂ O ₄ ⁻²
	Spectrophotometric analysis	Titration against MnO ₄ ⁻
	Titrimetric analysis	Titration against Ce ⁺⁴
	Titrimetric analysis	Analysis of catalytic effect of reaction products of methylene blue/Cr ₂ O ₇ ⁻²
	Spectrophotometric analysis	Analysis of the NaDH → NAD ⁺ reaction with C ₂ O ₄ ⁻²
	Titrimetric analysis	Titration against MnO ₄ ⁻
	Titrimetric analysis	Titration against Ce ⁺⁴
	Spectrophotometry	Yb-pyrocatechol violet complex
	Spectrophotometry	Determination of reddish-violet color produced by adding methylene blue/ ZnSO ₄ in presence of NO ₃ ⁻ LOD = 0.2 ppb
Phosphate, PO ₄ ⁻³	HPLC/MS	Analysis typically performed on tobacco plants
	Capillary electrophoresis	Determination of organic base-phosphate complex
	MS	Use of cationic surfactants
	Ion pair extraction-MS ESI	Titration against H-tetramethylammonium sulfate with various indicators
	Titrimetric analysis	Back titration of excess TiCl ₃ against Fe ₂ (SO ₃) ₂
	Titrimetric analysis	Use of 1037 cm ⁻¹ (Ca ₃ (PO ₄) ₂) and 1010 cm ⁻¹ (MgNH ₄ PO ₄)
	FTIR	Derivatization as Ag ₃ P ₃ O ₉ after formation of Ag ₃ P and further oxidation with HNO ₃
	Gravimetric	Derivatization to GaP
	ESR	Derivatization to AlP
	X-ray electron spectrometry	Derivatization to AlP
Phosphide, P ⁻³	X-ray fluorescence	Derivatization to AlP
	X-ray diffractometry	Derivatization to AlP
	X-ray photoelectron spectroscopy	Derivatization to functionalized GaP
	Fluorescence	Derivatization to Ca ₃ P ₂
	Fluorescence	Enzymatic oxidation to phosphate with NAD ⁺ as co-substrate to produce fluorescence
	³¹ P NMR	Esterification of OH in organic polymers
	Laser Raman spectrometry	Ar-ion laser allows quantitative analysis of H ₂ PO ₃ ⁻ and HPO ₃ ⁻²
	Ion exchange chromatography	Method makes use of conductivity detection
	Visible spectrophotometry	Measurement of 3,5-(O ₂ N) ₂ C ₆ H ₃ COOH derivative
	Raman spectroscopy	Use of <i>ab initio</i> quantum chemical simulation
Silcate, SiO ⁻⁴		

Anion	Method	Results/Comments
	Electron probe microanalysis (EPMA)	Analysis of Na, Mg, Al, Si, K, Ca, Ti, Mn, and Fe salts
	Ion-exclusion chromatography	Use of ascorbate solution as both an eluent and a reducing agent following by molybdate derivatization
	Laser-induced plasma spectroscopy	Use of a Q switched Nd:YAG laser and time-resolved spectroscopy
	Time-of-flight secondary ion mass spectrometry	Use of C60 primary ions
	Laser ablation-inductively coupled plasma mass spectrometry (LA-ICPMS)	No need for internal standard
Sulfide, S^{2-}	Ion chromatography using electrochemical detection	Use of Ag working electrode; LOD = 30 ppb
Sulfite, SO_3^{2-}	Amperometric titration	Use of iodine solution
	Potentiometric titration	Pt wire coated with Hg is balanced against calomel electrode
	Spectrophotometric analysis	Product of reaction with p-rosaniline acid bleached dye and HCHO (spec λ = 560 nm)
	Ion chromatography	
Thiocyanate, CNO^-	Titration analysis	Titration against BrO_3^-
	Coulometric determination	LOD = 10^{-11} mg/100 μ L
	Flow injection analysis	Formation of the 2-(5-bromo-2-pyridylazo)-5-diethylamino-phenol derivative in $Cr_2O_7^{2-}/H^+$
	Flow injection analysis	Analyzed as the teracyanonickelate (II) complex

PRECIPITATION OF SULFIDES

Robert Joyce and Blaine C. McKusick

TABLE 1. Precipitation of Sulfides

Precipitated at pH 7	Not precipitated at low pH	Forms a soluble complex at high pH
Ag ⁺		
As ^{3+a}		X
Au ^{3+a}		X
Bi ³⁺		
Cd ²⁺		
Co ²⁺	X	
Cr ^{3+a}		
Cu ²⁺		
Fe ^{2+a}	X	
Ge ²⁺		X
Hg ²⁺		X
In ³⁺	X	
Ir ⁴⁺		X
Mn ^{2+a}	X	
Mo ³⁺		X
Ni ²⁺	X	
Os ⁴⁺		
Pb ²⁺		
Pd ^{2+a}		
Pt ^{2+a}		X
Re ⁴⁺		
Rh ^{2+a}		
Ru ⁴⁺		
Sb ^{3+a}		X
Se ²⁺		X
Sn ²⁺		X
Te ⁴⁺		X
Tl ^{3+a}	X	
V ^{4+a}		
Zn ²⁺	X	

^a Higher oxidation states of this ion are reduced by sulfide ion and precipitated as this sulfide.

pH RANGE FOR PRECIPITATION OF METAL HYDROXIDES AND OXIDES

Robert Joyce and Blaine C. McKusick

TABLE 1. pH Range for Precipitation of Metal Hydroxides and Oxides

	1	2	3	4	5	6	7	8	9	10	
Ag ¹⁺										→	1 N
Al ³⁺							—	—			
As ³⁺	Not precipitated (precipitate as sulfide)										
As ⁵⁺	Not precipitated (precipitate as sulfide)										
Au ³⁺							—	—			
Be ²⁺							—	—			
Bi ³⁺							—	—	→		1 N
Cd ²⁺							—	—	→		1 N
Co ²⁺								—	→		1 N
Cr ³⁺							—	—	→		1 N
Cu ¹⁺									→		1 N
Cu ²⁺							—	—	→		1 N
Fe ²⁺							—	—	→		1 N
Fe ³⁺							—	—	→		1 N
Ga ³⁺							—	—			
Ge ⁴⁺							—	—			
Hf ⁴⁺						—	—				
Hg ¹⁺								—	→		1 N
Hg ²⁺								—	→		1 N
In ³⁺						—	—	→			pH 13
Ir ⁴⁺						—	—				
Mg ²⁺									→		1 N
Mn ²⁺								—	→		1 N
Mn ⁴⁺							—	→			1 N
Mo ⁶⁺	Not precipitated (precipitate as Ca salt)										
Nb ⁵⁺	—	—	—	—	—	—	—	—	—	—	
Ni ²⁺								—	→		1 N
Os ⁴⁺								—	→		
Pb ²⁺							—	—			
Pd ²⁺							—	—			
Pd ⁴⁺							—	—			
Pt ²⁺							—	—			
Re ³⁺						—	—	→			1 N
Re ⁷⁺	Not precipitated (precipitate as sulfide)										
Rh ³⁺							—	—			
Ru ³⁺							—	→			1 N
Sb ³⁺							—	—			
Sb ⁵⁺							—	—			
Sc ³⁺								—	→		1 N
Se ⁴⁺	Not precipitated (precipitate as sulfide)										
Se ⁶⁺	Not precipitated (precipitate as sulfide)										
Sn ²⁺							—	—			
Sn ⁴⁺							—	—			
Ta ⁵⁺	—	—	—	—	—	—	—	—	—	—	
Te ⁴⁺	Not precipitated (precipitate as sulfide)										
Te ⁶⁺	Not precipitated (precipitate as sulfide)										
Th ⁴⁺						—	—	→			1 N
Ti ³⁺								—	→		1 N
Ti ⁴⁺								—	→		1 N
Tl ³⁺									→		1 N
V ⁴⁺							—	—			
V ⁵⁺							—	—			
W ⁶⁺	Not precipitated (precipitate as Ca salt)										
Zn ²⁺							—	—			
Zr ⁴⁺						—	—				

References

- L. Erdey, *Gravimetric Analysis*, Part II, Pergamon Press, New York, 1965.
D. T. Burns, A. Townsend, and A. H. Carter, *Inorganic Reaction Chemistry*, Vol. 2, Ellis Horwood, New York, 1981.

Section 9

Molecular Structure and Spectroscopy

Bond Lengths in Crystalline Organic Compounds	9-1
Bond Lengths in Organometallic Compounds	9-17
Structure of Free Molecules in the Gas Phase	9-19
Characteristic Bond Lengths in Free Molecules	9-48
Atomic Radii of the Elements	9-49
Dipole Moments	9-51
Hindered Internal Rotation	9-60
Bond Dissociation Energies	9-65
Electronegativity	9-97
Force Constants for Bond Stretching	9-98
Fundamental Vibrational Frequencies of Small Molecules	9-99
Spectroscopic Constants of Diatomic Molecules	9-102

This page intentionally left blank

BOND LENGTHS IN CRYSTALLINE ORGANIC COMPOUNDS

The following table gives average interatomic distances for bonds between the elements H, B, C, N, O, F, Si, P, S, Cl, As, Se, Br, Te, and I as determined from X-ray and neutron diffraction measurements on organic crystals. The table has been derived from an analysis of high-precision structure data on about 10,000 crystals contained in the 1985 version of the Cambridge Structural Database, which is maintained by the Cambridge Crystallographic Data Center. The explanation of the columns is:

Column 1:	Specification of elements in the bond, with coordination number given in parentheses, and bond type (single, double, etc.). For carbon, the hybridization state is given.
Column 2:	Substructure in which the bond is found. The target bond is set in boldface. Where X is not specified, it denotes any element type. C# indicates any sp ³ carbon atom, and C* denotes an sp ³ carbon whose bonds, in addition to those specified in the linear formulation, are to C and H atoms only.
Column 3:	<i>d</i> is the unweighted mean in Å units of all the values for that bond length found in the sample.

Column 4:	<i>m</i> is the median in Å units of all values.
Column 5:	σ is the standard deviation in the sample.
Column 6:	<i>q</i> ₁ is the lower quartile for the sample (i.e., 25% of values are less than <i>q</i> ₁ and 75% exceed it).
Column 7:	<i>q</i> _u is the upper quartile for the sample.
Column 8:	<i>n</i> is number of observations in the sample.
Column 9:	Notes refer to the footnotes in Appendix 1.

References to special cases are given in a shorthand form and listed in Appendix 2. Further information on the method of analysis of the data may be found in the reference cited below.

The table is reprinted with permission of the authors, the Royal Society of Chemistry, and the International Union of Crystallography.

Reference

Frank H. Allen, Olga Kennard, David G. Watson, Lee Brammer, A. Guy Orpen, and Robin Taylor, *J. Chem. Soc. Perkin Trans. II*, S1–S19, 1987.

Bond	Substructure	<i>d</i>	<i>m</i>	σ	<i>q</i> ₁	<i>q</i> _u	<i>n</i>	Note
As(3)–As(3)	X ₂ – As –As–X ₂	2.459	2.457	0.011	2.456	2.466	8	
As–B	see CUDLOC (2.065), CUDLUI (2.041)							
As–BR	see CODDEE, CODDII (2.346–3.203)							
As(4)–C	X ₃ – As –CH ₃	1.903	1.907	0.016	1.893	1.916	12	
	(X) ₂ (C,O,S)= As –Csp ³	1.927	1.929	0.017	1.921	1.937	16	
	As –Car in Ph ₄ As ⁺	1.905	1.909	0.012	1.897	1.912	108	
	(X) ₂ (C,O,S)= As –Car	1.922	1.927	0.016	1.908	1.934	36	
As(3)–C	X ₂ – As –Csp ³	1.963	1.965	0.017	1.948	1.978	6	
	X ₂ – As –Car	1.956	1.956	0.015	1.944	1.964	41	
As(3)–Cl	X ₂ – As –Cl	2.268	2.256	0.039	2.247	2.281	10	
As(6)–F	in AsF ₆ [–]	1.678	1.676	0.020	1.659	1.695	36	
As(3)–I	see OPIMAS (2.579, 2.590)							
As(3)–N(3)	X ₂ – As –N–X ₂	1.858	1.858	0.029	1.839	1.873	19	
As(4)=N(2)	see TPASSN (1.837)							
As(4)–O	(X) ₂ (O=) As –OH	1.710	1.712	0.017	1.695	1.726	6	
As(3)–O	see ASAZOC, PHASOC01 (1.787–1.845)							
As(4)=O	X ₃ – As =O	1.661	1.661	0.016	1.652	1.667	9	
As(3)=P(3)	see BELNIP (2.350, 2.362)							†
As(3)–P(3)	see BUTHAZ10 (2.124)							†
As(3)–S	X ₂ – As –S	2.275	2.266	0.032	2.247	2.298	14	
As(4)=S	X ₃ – As =S	2.083	2.082	0.004	2.080	2.086	9	
As(3)–Se(2)	see COSDIX, ESEARS (2.355–2.401)							†
As(3)–Si(4)	see BICGEZ, MESIAD (2.351–2.365)							†
As(3)–Te(2)	see ETEARS (2.571, 2.576)							†
B(<i>n</i>)–B(<i>n</i>)	<i>n</i> = 5–7 in boron cages	1.775	1.773	0.031	1.763	1.786	688	
B(4)–B(4)	see CETTAW (2.041)							
B(4)–B(3)	see COFVOI (1.698)							
B(3)–B(3)	X ₂ – B –B–X ₂	1.701	1.700	0.014	1.691	1.712	8	
B(6)–BR		1.967	1.971	0.014	1.954	1.979	7	†
B(4)–BR		2.017	2.008	0.031	1.990	2.044	15	†
B(<i>n</i>)–C	<i>n</i> = 5–7: B –C in cages	1.716	1.717	0.020	1.707	1.728	96	
	<i>n</i> = 3–4: B –Csp ³ not cages	1.597	1.599	0.022	1.585	1.611	29	1
	<i>n</i> = 4: B –Car	1.606	1.607	0.012	1.596	1.615	41	
	<i>n</i> = 4: B –Car in Ph ₄ B [–]	1.643	1.643	0.006	1.641	1.645	16	
B(<i>n</i>)–C	<i>n</i> = 3: B –Car	1.556	1.552	0.015	1.546	1.566	24	
B(<i>n</i>)–Cl	B (5)–Cl and B (3)–Cl	1.751	1.751	0.011	1.743	1.761	14	

Bond	Substructure	<i>d</i>	<i>m</i>	σ	<i>q</i> ₁	<i>q</i> _u	<i>n</i>	Note
	B(4)–Cl	1.833	1.833	0.013	1.821	1.843	22	
B(4)–F	B–F (B neutral)	1.366	1.368	0.017	1.356	1.375	25	
	B⁺–F in BF ₄ [–]	1.365	1.372	0.029	1.352	1.390	84	
B(4)–I	see TMPBTI (2.220, 2.253)							
B(4)–N(3)	X ₃ – B–N (=C)(X)	1.611	1.617	0.013	1.601	1.625	8	
	in pyrazaboles	1.549	1.552	0.015	1.536	1.560	10	
B(3)–N(3)	X ₂ – B–N–C₂; all coplanar	1.404	1.404	0.014	1.389	1.408	40	2
	for $\tau(\text{BN}) > 30^\circ$ see BOGSUL, BUSHAY, CILRUK (1.434–1.530)							
	S ₂ – B–N–X₂	1.447	1.443	0.013	1.435	1.470	14	
B(4)–O	B⁺–O in BO ₄ [–]	1.468	1.468	0.022	1.453	1.479	24	
	for neutral B–O see Note 3							3
B(3)–O(2)	X ₂ – B–O–X	1.367	1.367	0.024	1.349	1.382	35	
B(<i>n</i>)–P	<i>n</i> = 4: B–P	1.922	1.927	0.027	1.900	1.954	10	
	<i>n</i> = 3: see BUPSI10 (1.892, 1.893)							
B(4)–S	B(4)–S(3)	1.930	1.927	0.009	1.925	1.934	10	
	B(4)–S(2)	1.896	1.896	0.004	1.893	1.899	6	
B(3)–S	N– B–S₂	1.806	1.806	0.010	1.799	1.816	28	
	(=X–)(N–) B–S	1.851	1.854	0.013	1.842	1.859	10	
Br–Br	see BEPZEB, TPASTB	2.542	2.548	0.015	2.526	2.551	4	
Br–C	Br–C[*]	1.966	1.967	0.029	1.951	1.983	100	4
	Br–C <i>sp</i> ³ (cyclopropane)	1.910	1.910	0.010	1.900	1.914	8	
	Br–C <i>sp</i> ²	1.883	1.881	0.015	1.874	1.894	31	4
	Br–Car (mono-Br + <i>m.p.</i> -Br ₂)	1.899	1.899	0.012	1.892	1.906	119	4
	Br–Car (o-Br ₂)	1.875	1.872	0.011	1.864	1.884	8	4
–Br(2)–Cl	see TEACBR (2.362–2.402)							†
Br–I	see DTHIBR10 (2.646), TPHOSI (2.695)							
Br–N	see NBBZAM (1.843)							
Br–O	see CIYFOF	1.581	1.581	0.007	1.574	1.587	4	
Br–P	see CISTED (2.366)							
Br–S(2)	see BEMLIO (2.206)							†
Br–S(3)	see CIWYIQ (2.435, 2.453)							†
Br–S(3) ⁺	see THINBR (2.321)							†
Br–SE	see CIFZUM (2.508, 2.619)							
Br–Si	see BIZJAV (2.284)							
Br–Te	In Br₆Te^{2–} see CUGBAH (2.692–2.716)							
	Br–Te(4) see BETUTE10 (3.079, 3.015)							
	Br–Te(3) see BTUPTE (2.835)							
C <i>sp</i> ³ – C <i>sp</i> ³	C#–CH₂–CH₃	1.513	1.514	0.014	1.507	1.523	192	
	(C#) ₂ – CH–CH₃	1.524	1.526	0.015	1.518	1.534	226	
	(C#) ₃ – C–CH₃	1.534	1.534	0.011	1.527	1.541	825	
	C#–CH₂–CH₂–C#	1.524	1.524	0.014	1.516	1.532	2459	
	(C#) ₂ – CH–CH₂–C#	1.531	1.531	0.012	1.524	1.538	1217	
	(C#) ₃ – C–CH₂–C#	1.538	1.539	0.010	1.533	1.544	330	
	(C#) ₂ – CH–CH–(C#)₂	1.542	1.542	0.011	1.536	1.549	321	
	(C#) ₃ – C–CH–(C#)₂	1.556	1.556	0.011	1.549	1.562	215	
	(C#) ₃ – C–C–(C#)₃	1.588	1.580	0.025	1.566	1.610	21	
	C[*]–C[*] (overall)	1.530	1.530	0.015	1.521	1.539	5777	5,6
	in cyclopropane (any subst.)	1.510	1.509	0.026	1.497	1.523	888	7
	in cyclobutane (any subst.)	1.554	1.553	0.021	1.540	1.567	679	8
	in cyclopentane (C,H-subst.)	1.543	1.543	0.018	1.532	1.554	1641	
	in cyclohexane (C,H-subst.)	1.535	1.535	0.016	1.525	1.545	2814	
	cyclopropyl-C [*] (exocyclic)	1.518	1.518	0.019	1.505	1.531	366	7
	cyclobutyl-C [*] (exocyclic)	1.529	1.529	0.016	1.519	1.539	376	8
	cyclopentyl-C [*] (exocyclic)	1.540	1.541	0.017	1.527	1.549	956	
	cyclohexyl-C [*] (exocyclic)	1.539	1.538	0.016	1.529	1.549	2682	
	in cyclobutene (any subst.)	1.573	1.574	0.017	1.566	1.586	25	8
	in cyclopentene (C,H-subst.)	1.541	1.539	0.015	1.532	1.549	208	
	in cyclohexene (C,H-subst.)	1.541	1.541	0.020	1.528	1.554	586	
	in oxirane (epoxide)	1.466	1.466	0.015	1.458	1.474	249	9
	in aziridine	1.480	1.481	0.021	1.465	1.496	67	9

Bond	Substructure	<i>d</i>	<i>m</i>	σ	<i>q</i> ₁	<i>q</i> _u	<i>n</i>	Note
	in oxetane	1.541	1.541	0.019	1.527	1.557	16	
	in azetidine	1.548	1.543	0.018	1.536	1.558	22	
	oxiranyl-C* (exocyclic)	1.509	1.507	0.018	1.497	1.519	333	9
	aziridinyl-C* (exocyclic)	1.512	1.512	0.018	1.496	1.526	13	9
<i>Csp</i> ³ – <i>Csp</i> ²	CH ₃ –C=C	1.503	1.504	0.011	1.497	1.509	215	
	C#– CH ₂ –C=C	1.502	1.502	0.013	1.494	1.510	483	
	(C#) ₂ – CH –C=C	1.510	1.510	0.014	1.501	1.518	564	
	(C#) ₃ –C–C=C	1.522	1.522	0.016	1.511	1.533	193	
	C* –C=C (overall)	1.507	1.507	0.015	1.499	1.517	1456	5
<i>Csp</i> ³ – <i>Csp</i> ²	C* –C=C (endocyclic)							
	in cyclopropene	1.509	1.508	0.016	1.500	1.516	20	10
	in cyclobutene	1.513	1.512	0.018	1.500	1.525	50	8
	in cyclopentene	1.512	1.512	0.014	1.502	1.521	208	
	in cyclohexene	1.506	1.505	0.016	1.495	1.516	391	
	in cyclopentadiene	1.502	1.503	0.019	1.490	1.515	18	
	in cyclohexa-1,3-diene	1.504	1.504	0.017	1.491	1.517	56	
	C* –C=C (exocyclic):							
	cyclopropenyl-C*	1.478	1.475	0.012	1.470	1.485	7	10
	cyclobutenyl-C*	1.489	1.483	0.015	1.479	1.496	11	8
<i>Csp</i> ³ – <i>Car</i>	cyclopentenyl-C*	1.504	1.506	0.012	1.495	1.512	115	
	cyclohexenyl-C*	1.511	1.511	0.013	1.502	1.519	292	
	C*CH =O in aldehydes	1.510	1.510	0.008	1.501	1.518	7	
	(C*) ₂ –C=O							
	in ketones	1.511	1.511	0.015	1.501	1.521	952	11
	in cyclobutanone	1.529	1.530	0.016	1.514	1.545	18	
	in cyclopentanone	1.514	1.514	0.016	1.505	1.523	312	
	acyclic and 6 + rings	1.509	1.509	0.016	1.499	1.519	626	
	C* – COOH in carboxylic acids	1.502	1.502	0.014	1.495	1.510	176	
	C* – COO [–] in carboxylate anions	1.520	1.521	0.011	1.516	1.528	57	
<i>Csp</i> ³ – <i>Car</i>	C* –C(=O)(–OC*)							
	in acyclic esters	1.497	1.496	0.018	1.484	1.509	553	12
	in β-lactones	1.519	1.519	0.020	1.500	1.538	4	13
	in γ-lactones	1.512	1.512	0.015	1.501	1.521	110	12
	in δ-lactones	1.504	1.502	0.013	1.495	1.517	27	12
	cyclopropyl (C)–C=O in ketones, acids and esters	1.486	1.485	0.018	1.474	1.497	105	7
	C* –C(=O)(–NH ₂) in acyclic amides	1.514	1.512	0.016	1.506	1.526	32	14
	C* –C(=O)(–NHC*) in acyclic amides	1.506	1.505	0.012	1.498	1.515	78	14
	C* –C(=O)[–N(C*) ₂] in acyclic amides	1.505	1.505	0.011	1.496	1.517	15	14
	CH ₃ – <i>Car</i>	1.506	1.507	0.011	1.501	1.513	454	
<i>Csp</i> ³ – <i>Csp</i> ¹	C#– CH ₂ – <i>Car</i>	1.510	1.510	0.009	1.505	1.516	674	
	(C#) ₂ – CH – <i>Car</i>	1.515	1.515	0.011	1.508	1.522	363	
	(C#) ₃ –C– <i>Car</i>	1.527	1.530	0.016	1.517	1.539	308	
	C* – <i>Car</i> (overall)	1.513	1.513	0.014	1.505	1.521	1813	
	cyclopropyl (C)– <i>Car</i>	1.490	1.490	0.015	1.479	1.503	90	7
	C* –C≡C	1.466	1.465	0.010	1.460	1.469	21	15
	C#–C≡C	1.472	1.472	0.012	1.464	1.481	88	15
	C* –C≡N	1.470	1.469	0.013	1.463	1.479	106	7b
	cyclopropyl (C)–C≡N	1.444	1.447	0.010	1.436	1.451	38	7
	C=C–C=C							
<i>Csp</i> ² – <i>Csp</i> ²	(conjugated)	1.455	1.455	0.011	1.447	1.463	30	16,18
	(unconjugated)	1.478	1.476	0.012	1.470	1.479	8	17,18
	(overall)	1.460	1.460	0.015	1.450	1.470	38	
	C=C–C=C–C=C	1.443	1.445	0.013	1.431	1.454	29	18
	C=C–C=C (endocyclic in TCNQ)	1.432	1.433	0.012	1.424	1.441	280	19
	C=C–C(=O)(–C*)							
	(conjugated)	1.464	1.462	0.018	1.453	1.476	211	16,18
	(unconjugated)	1.484	1.486	0.017	1.475	1.497	14	17,18
	(overall)	1.465	1.462	0.018	1.453	1.478	226	
	C=C–C(=O)–C=C							
<i>Csp</i> ² – <i>Csp</i> ²	in benzoquinone (C,H-subst. only)	1.478	1.476	0.011	1.469	1.488	28	
	in benzoquinone (any subst.)	1.478	1.478	0.031	1.464	1.498	172	

Bond	Substructure	<i>d</i>	<i>m</i>	σ	<i>q</i> ₁	<i>q</i> _u	<i>n</i>	Note
	non-quinonoid	1.456	1.455	0.012	1.447	1.464	28	
	C=C-COOH	1.475	1.476	0.015	1.461	1.488	22	
	C=C-COOC*	1.488	1.489	0.014	1.478	1.497	113	
	C=C-COO ⁻	1.502	1.499	0.017	1.488	1.510	11	
	HOOC-COOH	1.538	1.537	0.007	1.535	1.541	9	
	HOOC-COO ⁻	1.549	1.552	0.009	1.546	1.553	13	
	-OOC-COO ⁻	1.564	1.559	0.022	1.554	1.568	9	
	formal Csp ² -Csp ² single bond in selected non-fused heterocycles:							
	in 1 <i>H</i> -pyrrole (C3-C4)	1.412	1.410	0.016	1.401	1.427	29	
	in furan (C3-C4)	1.423	1.423	0.016	1.412	1.433	62	
	in thiophene (C3-C4)	1.424	1.425	0.015	1.415	1.433	40	
	in pyrazole (C3-C4)	1.410	1.412	0.016	1.400	1.418	20	
	in isoxazole (C3-C4)	1.425	1.425	0.016	1.413	1.438	9	
	in furazan (C3-C4)	1.428	1.427	0.007	1.422	1.435	6	
	in furoxan (C3-C4)	1.417	1.417	0.006	1.412	1.422	14	
Csp ² -Car	C=C-Car							
	(conjugated)	1.470	1.470	0.015	1.463	1.480	37	16,18
Csp ² -Car		1.488	1.490	0.012	1.480	1.496	87	17,18
	(overall)	1.483	1.483	0.015	1.472	1.494	124	
	cyclopropenyl (C=C)-Car	1.447	1.448	0.006	1.441	1.452	8	10
	Car-C(=O)-C*	1.488	1.489	0.016	1.478	1.500	84	
	Car-C(=O)-Car	1.480	1.481	0.017	1.468	1.494	58	
	Car-COOH	1.484	1.485	0.014	1.474	1.491	75	
	Car-C(=O)(-OC*)	1.487	1.487	0.012	1.480	1.494	218	
	Car-COO ⁻	1.504	1.509	0.014	1.495	1.512	26	
	Car-C(-O)-NH ₂	1.500	1.503	0.020	1.498	1.510	19	
	Car-C=N-C#							
	(conjugated)	1.476	1.478	0.014	1.466	1.486	27	16
	(unconjugated)	1.491	1.490	0.008	1.485	1.496	48	17
	(overall)	1.485	1.487	0.013	1.481	1.493	75	
	in indole (C3-C3a)	1.434	1.434	0.011	1.428	1.439	40	
Csp ² -Csp ¹	C=C-C≡C	1.431	1.427	0.014	1.425	1.441	11	7b
	C=C-C≡N in TCNQ	1.427	1.427	0.010	1.420	1.433	280	19
Car-Car	in biphenyls (<i>ortho</i> subst. all H)	1.487	1.488	0.007	1.484	1.493	30	
	(≥1 non- H <i>ortho</i> -subst.)	1.490	1.491	0.010	1.486	1.495	212	
Car-Csp ¹	Car-C≡C	1.434	1.436	0.006	1.430	1.437	37	
	Car-C≡N	1.443	1.444	0.008	1.436	1.448	31	
Csp ¹ -Csp ¹	C≡C-C=C	1.377	1.378	0.012	1.374	1.384	21	
Csp ² =Csp ²	C*-CH=CH ₂	1.299	1.300	0.027	1.280	1.311	42	
	(C*) ₂ -C=CH ₂	1.321	1.321	0.013	1.313	1.328	77	
	C*-CH=CH-C*							
	(<i>cis</i>)	1.317	1.318	0.013	1.310	1.323	106	
	(<i>trans</i>)	1.312	1.311	0.011	1.304	1.320	19	
	(overall)	1.316	1.317	0.015	1.309	1.323	127	
	(C*) ₂ -C=CH-C*	1.326	1.328	0.011	1.319	1.334	168	
	(C*) ₂ -C=C-(C*) ₂	1.331	1.330	0.009	1.326	1.334	89	
	(C*,H) ₂ -C=C-(C*,H) ₂ (overall)	1.322	1.323	0.014	1.315	1.331	493	5
	in cyclopropene (any subst.)	1.294	1.288	0.017	1.284	1.302	10	10
	in cyclobutene (any subst.)	1.335	1.335	0.019	1.324	1.347	25	8
	in cyclopentene (C,H-subst.)	1.323	1.324	0.013	1.314	1.331	104	
	in cyclohexene (C,H-subst.)	1.326	1.325	0.012	1.318	1.334	196	
	C=C=C (allenes, any subst.)	1.307	1.307	0.005	1.303	1.310	18	
	C=C-C=C (C,H subst., conjugated)	1.330	1.330	0.014	1.322	1.338	76	16
	C=C-C=C-C=C (C,H subst., conjugated)	1.345	1.345	0.012	1.337	1.350	58	16
	C=C-Car (C,H subst., conjugated)	1.339	1.340	0.011	1.334	1.346	124	16
	C=C in cyclopenta-1,3-diene (any subst.)	1.341	1.341	0.017	1.328	1.356	18	
	C=C in cyclohexa-1,3-diene (any subst.)	1.332	1.332	0.013	1.323	1.341	56	
	in C=C-C=O							
	(C,H subst., conjugated)	1.340	1.340	0.013	1.332	1.348	211	16,18
	(C,H subst., unconjugated)	1.331	1.330	0.008	1.326	1.339	14	17,18

Bond	Substructure	<i>d</i>	<i>m</i>	σ	<i>q</i> ₁	<i>q</i> _u	<i>n</i>	Note
	(C,H subst., overall)	1.340	1.339	0.013	1.332	1.348	226	
	in cyclohexa-2,5-dien-1-ones	1.329	1.327	0.011	1.321	1.335	28	
	in <i>p</i> -benzoquinones							
	(C*,H subst.)	1.333	1.337	0.011	1.325	1.338	14	
	(any subst.)	1.349	1.339	0.030	1.330	1.364	86	
	in TCNQ							
	(endocyclic)	1.352	1.353	0.010	1.345	1.358	142	19
	(exocyclic)	1.392	1.391	0.017	1.379	1.405	139	19
	C=C–OH in enol tautomers	1.362	1.360	0.020	1.349	1.370	54	
	in heterocycles (any subst.):							
	1 <i>H</i> -pyrrole (C2–C3, C4–C5)	1.375	1.377	0.018	1.361	1.388	58	
	furan (C2–C3, C4–C5)	1.341	1.342	0.021	1.329	1.351	125	
	thiophene (C2–C3, C4–C5)	1.362	1.359	0.025	1.346	1.377	60	
	pyrazole (C4–C5)	1.369	1.372	0.019	1.362	1.383	20	
	imidazole (C4–C5)	1.360	1.361	0.014	1.352	1.367	44	
	isoxazole (C4–C5)	1.341	1.336	0.012	1.331	1.355	9	
	indole (C2–C3)	1.364	1.363	0.012	1.355	1.371	40	
<i>Car</i> ≈ <i>Car</i>	in phenyl rings with C*, H subst. only							
	H–C ≈ C–H	1.380	1.381	0.013	1.372	1.388	2191	
	C*–C ≈ C–H	1.387	1.388	0.010	1.382	1.393	891	
	C*–C ≈ C–C*	1.397	1.397	0.009	1.392	1.403	182	
	C ≈ C (overall)	1.384	1.384	0.013	1.375	1.391	3264	
	F–C ≈ C–F	1.372	1.374	0.011	1.366	1.380	84	4
	Cl–C ≈ C–Cl	1.388	1.389	0.014	1.380	1.398	152	4
	in naphthalene (D _{2h} , any subst.)							
	C1–C2	1.364	1.364	0.014	1.356	1.373	440	
	C2–C3	1.406	1.406	0.014	1.397	1.415	218	
	C1–C8a	1.420	1.419	0.012	1.412	1.426	440	
	C4a–C8a	1.422	1.424	0.011	1.417	1.429	109	
<i>Car</i> ≈ <i>Car</i>	in anthracene (D _{2h} , any subst.)							
	C1–C2	1.356	1.356	0.009	1.350	1.360	56	
	C2–C3	1.410	1.410	0.010	1.401	1.416	34	
	C1–C9a	1.430	1.430	0.006	1.426	1.434	56	
	C4a–C9a	1.435	1.436	0.007	1.429	1.440	34	
	C9–C9a	1.400	1.402	0.009	1.395	1.406	68	
	in pyridine (C,H subst.)	1.379	1.381	0.012	1.371	1.387	276	20
	(any subst.)	1.380	1.380	0.015	1.371	1.389	537	20
	in pyridinium cation							
	(N ⁺ –H; C,H subst. on C)							
	C2–C3	1.373	1.375	0.012	1.368	1.380	30	
	C3–C4	1.379	1.380	0.011	1.371	1.388	30	
	(N ⁺ –X; C,H subst. on C)							
	C2–C3	1.373	1.372	0.019	1.362	1.382	151	
	C3–C4	1.383	1.385	0.019	1.372	1.394	151	
	in pyrazine (H subst. on C)	1.379	1.377	0.010	1.370	1.388	10	
	(any subst. on C)	1.405	1.405	0.024	1.388	1.420	60	
	in pyrimidine (C,H subst. on C)	1.387	1.389	0.018	1.379	1.400	28	
<i>Csp</i> ¹ ≡ <i>Csp</i> ¹	X–C≡C–X	1.183	1.183	0.014	1.174	1.193	119	15
	C,H–C≡C–C,H	1.181	1.181	0.014	1.173	1.192	104	15
	in C≡C–C(<i>sp</i> ² , <i>ar</i>)	1.189	1.193	0.010	1.181	1.195	38	15
	in C≡C–C≡C	1.192	1.192	0.010	1.187	1.197	42	15
	in CH≡C–C#	1.174	1.174	0.011	1.167	1.180	42	15
<i>Csp</i> ³ –Cl	Omitting 1,2-dichlorides:							
	C–CH ₂ –Cl	1.790	1.790	0.007	1.783	1.795	13	4
	C ₂ –CH–Cl	1.803	1.802	0.003	1.800	1.807	8	4
	C ₃ –C–Cl	1.849	1.856	0.011	1.837	1.858	5	4
	X–CH ₂ –Cl (X = C,H,N,O)	1.790	1.791	0.011	1.783	1.797	37	4
	X ₂ –CH–Cl (X = C,H,N,O)	1.805	1.803	0.014	1.800	1.812	26	4
	X ₃ –C–Cl (X = C,H,N,O)	1.843	1.838	0.014	1.835	1.858	7	4
	X ₂ –C–Cl ₂ (X = C,H,N,O)	1.779	1.776	0.015	1.769	1.790	18	4

Bond	Substructure	<i>d</i>	<i>m</i>	σ	<i>q</i> ₁	<i>q</i> _u	<i>n</i>	Note
	X–C–Cl ₃ (X = C, H, N, O)	1.768	1.765	0.011	1.761	1.776	33	4
	Cl–CH(–C)–CH(–C)–Cl	1.793	1.793	0.013	1.786	1.800	66	4
	Cl–C(–C ₂)–C(–C ₂)–Cl	1.762	1.760	0.010	1.757	1.765	54	4
	cyclopropyl–Cl	1.755	1.756	0.011	1.749	1.763	64	
Csp ² –Cl	C=C–Cl (C, H, N, O subst. on C)	1.734	1.729	0.019	1.719	1.748	63	4
	C=C–Cl ₂ (C, H, N, O subst. on C)	1.720	1.716	0.013	1.708	1.729	20	4
	Cl–C=C–Cl	1.713	1.711	0.011	1.705	1.720	80	4
Car–Cl	Car–Cl (mono–Cl + m,p–Cl ₂)	1.739	1.741	0.010	1.734	1.745	340	4
	Car–Cl (o–Cl ₂)	1.720	1.720	0.010	1.713	1.717	364	4
Csp ¹ Cl	see HCLENE10 (1.634, 1.646)							
Csp ³ –F	Omitting 1,2-difluorides							
	C–CH ₂ –F and C ₂ –CH–F	1.399	1.399	0.017	1.389	1.408	25	4
	C ₃ –C–F	1.428	1.431	0.009	1.421	1.435	11	4
	(C*,H) ₂ –C–F ₂	1.349	1.347	0.012	1.342	1.356	58	4
	C*–C–F ₃	1.336	1.334	0.007	1.330	1.344	12	4
	F–C*–C*–F	1.371	1.374	0.007	1.362	1.375	26	4
	X ₃ –C–F (X = C, H, N, O)	1.386	1.389	0.033	1.373	1.408	70	4
	X ₂ –C–F ₂ (X = C, H, N, O)	1.351	1.349	0.013	1.342	1.356	58	4
	X–C–F ₃ (X = C, H, N, O)	1.322	1.323	0.015	1.314	1.332	309	4
	F–C(–X) ₂ –C(–X) ₂ –F (X = C, H, N, O)	1.373	1.374	0.009	1.362	1.377	30	4
	F–C(–X) ₂ –NO ₂ (X = any subst.)	1.320	1.319	0.009	1.312	1.327	18	
Csp ² –F	C=C–F (C, H, N, O subst. on C)	1.340	1.340	0.013	1.334	1.346	34	4
Car–F	Car–F (mono–F + m,p–F ₂)	1.363	1.362	0.008	1.357	1.368	38	4
	Car–F (o–F ₂)	1.340	1.340	0.009	1.336	1.344	167	4
Csp ³ –H	C–C–H ₃ (methyl)	1.059	1.061	0.030	1.039	1.083	83	21
	C ₂ –C–H ₂ (primary)	1.092	1.095	0.013	1.088	1.099	100	21
	C ₃ –C–H (secondary)	1.099	1.097	0.004	1.095	1.103	14	21
	C _{2,3} –C–H (primary and secondary)	1.093	1.095	0.012	1.089	1.100	118	21
	X–C–H ₃ (methyl)	1.066	1.074	0.028	1.049	1.087	160	21
	X ₂ –C–H ₂ (primary)	1.092	1.095	0.012	1.088	1.099	230	21
	X ₃ –C–H (secondary)	1.099	1.099	0.007	1.095	1.103	117	21
	X _{2,3} –C–H (primary and secondary)	1.094	1.096	0.011	1.091	1.100	348	21
Csp ² –H	C=C=C–H	1.077	1.079	0.012	1.074	1.085	14	21
Car–H	Car–H	1.083	1.083	0.011	1.080	1.087	218	21
Csp ³ –I	C*–I	2.162	2.159	0.015	2.149	2.179	15	4
Car–I	Car–I	2.095	2.095	0.015	2.089	2.104	51	4
Csp ³ –N(4)	C*–NH ₃ ⁺	1.488	1.488	0.013	1.482	1.495	298	
	(C*) ₂ –NH ₂ ⁺	1.494	1.493	0.016	1.484	1.503	249	
	(C*) ₃ –NH ⁺	1.502	1.502	0.015	1.491	1.512	509	
	(C*) ₄ –N ⁺	1.510	1.509	0.020	1.496	1.523	319	
	C*–N ⁺ (overall)	1.499	1.498	0.018	1.488	1.510	1370	
Csp ³ –N(3)	C*–N ⁺ in N-subst. pyridinium	1.485	1.484	0.009	1.477	1.490	32	
	C*–NH ₂ (Nsp ³ : pyramidal)	1.469	1.470	0.010	1.462	1.474	19	22
	(C*) ₂ –NH (Nsp ³ : pyramidal)	1.469	1.467	0.012	1.461	1.477	152	5,22
	(C*) ₃ –N (Nsp ³ : pyramidal)	1.469	1.468	0.014	1.460	1.476	1042	5,22
	C*–Nsp ³ (overall)	1.469	1.468	0.014	1.460	1.476	1201	
	Csp ³ –Nsp ³							
	in aziridine	1.472	1.471	0.016	1.464	1.482	134	
	in azetidine	1.484	1.481	0.018	1.472	1.495	21	
	in tetrahydropyrrole	1.475	1.473	0.016	1.464	1.483	66	
	in piperidine	1.473	1.473	0.013	1.460	1.479	240	
	Csp ³ –Nsp ² (N planar) in:							23
	acyclic amides C*–NH–C=O	1.454	1.451	0.011	1.446	1.461	78	14
	β-lactams C*–N(–X)–C=O (endo)	1.464	1.465	0.012	1.458	1.475	23	13
	γ-lactams							
	C*–NH–C=O (endo)	1.457	1.458	0.011	1.449	1.465	20	13
	C*–N(–C*)–C=O (endo)	1.462	1.461	0.010	1.453	1.466	15	13
	C*–N(–C*)–C=O (exo)	1.458	1.456	0.014	1.448	1.465	15	13
	δ-lactams							
	C*–NH–C=O (endo)	1.478	1.472	0.016	1.467	1.491	6	14
	C*–N(–C*)–C=O (endo)	1.479	1.476	0.007	1.475	1.482	15	14

Bond	Substructure	<i>d</i>	<i>m</i>	σ	<i>q</i> ₁	<i>q</i> _u	<i>n</i>	Note
	C*–N(–C*)–C=O (exo)	1.468	1.471	0.009	1.462	1.477	15	14
	nitro compounds (1,2-dinitro omitted):							
	C–CH ₂ –NO ₂	1.485	1.483	0.020	1.478	1.502	8	
	C ₂ –CH–NO ₂	1.509	1.509	0.011	1.502	1.511	12	
	C ₃ –C–NO ₂	1.533	1.533	0.013	1.530	1.539	17	
	C ₂ –C–(NO ₂) ₂	1.537	1.536	0.016	1.525	1.550	19	
	1,2-dinitro: NO ₂ –C*–C*–NO ₂	1.552	1.550	0.023	1.536	1.572	32	
Csp ³ –N(2)	C#–N=N	1.493	1.493	0.020	1.477	1.506	54	
	C*–N=C–Car	1.465	1.468	0.011	1.461	1.472	75	
Csp ² –N(3)	C=C–NH ₂ Nsp ² planar	1.336	1.344	0.017	1.317	1.348	10	23
	C=C–NH–C# Nsp ² planar	1.339	1.340	0.016	1.327	1.351	17	23
	C=C–N–(C#) ₂							
	Nsp ² planar	1.355	1.358	0.014	1.341	1.363	22	23
	Nsp ³ pyramidal	1.416	1.418	0.018	1.397	1.432	18	22
	Csp ² –Nsp ² (N planar) in:							23
	acyclic amides							
	NH ₂ –C=O	1.325	1.323	0.009	1.318	1.331	32	14
	C*–NH–C=O	1.334	1.333	0.011	1.326	1.343	78	14
	(C*) ₂ –N–C=O	1.346	1.342	0.011	1.339	1.356	5	14
	β-lactams C*–NH–C=O	1.385	1.388	0.019	1.374	1.396	23	13
	γ-lactams							
	C*–NH–C=O	1.331	1.331	0.011	1.326	1.337	20	13
	C*–N(–C*)–C=O	1.347	1.344	0.014	1.335	1.359	15	13
	δ-lactams							
	C*–NH–C=O	1.334	1.334	0.006	1.330	1.339	6	14
	(C*)–N(–C*)–C=O	1.352	1.353	0.010	1.344	1.356	15	14
	peptides C#–N(–X)–C(–C#)(=O)	1.333	1.334	0.013	1.326	1.340	380	24
	ureas							
	(NH ₂) ₂ –C=O	1.334	1.334	0.008	1.329	1.339	48	25,26
	(C#–NH) ₂ –C=O	1.347	1.345	0.010	1.341	1.354	26	25
	[(C#) _n –N] ₂ –C=O	1.363	1.359	0.014	1.354	1.370	40	25,27
	thioureas	1.346	1.343	0.023	1.328	1.361	192	
	(X ₂ N) ₂ –C=S							
	imides							
	[C#–C(=O)] ₂ –NH	1.376	1.377	0.012	1.369	1.383	64	
	[C#–C(=O)] ₂ –N–C#	1.389	1.383	0.017	1.376	1.404	38	
	[Csp ² –C(=O)] ₂ –N–C#	1.396	1.396	0.010	1.389	1.403	46	
	[Csp ² –C(=O)] ₂ –N–Csp ²	1.409	1.406	0.020	1.391	1.419	28	
	guanidinium [C–(NH ₂) ₃] ⁺ (unsubst.)	1.321	1.320	0.008	1.314	1.327	39	
	(any subst.)	1.328	1.325	0.015	1.317	1.333	140	
	in heterocyclic systems (any subst.)							
	1H-pyrrole (N1–C2, N1–C5)	1.372	1.374	0.016	1.363	1.384	58	
	indole (N1–C2)	1.370	1.370	0.012	1.364	1.377	40	
	pyrazole (N1–C5)	1.357	1.359	0.012	1.347	1.365	20	
	imidazole (N1–C2)	1.349	1.349	0.018	1.338	1.358	44	
	imidazole (N1–C5)	1.370	1.370	0.010	1.365	1.377	44	
Csp ² –N(2)	in imidazole (N3–C4)	1.376	1.377	0.011	1.369	1.384	44	
Car–N(4)	Car–N*–(C,H) ₃	1.465	1.466	0.007	1.461	1.470	23	
Car–N(3)	Car–NH ₂							
	(Nsp ² ; planar)	1.355	1.360	0.020	1.340	1.372	33	23
	(Nsp ³ ; pyramidal)	1.394	1.396	0.011	1.385	1.403	25	22
	(overall)	1.375	1.377	0.025	1.363	1.394	98	28
Car–N(3)	Car–NH–C#							
	(Nsp ² ; planar)	1.353	1.353	0.007	1.347	1.359	16	23
	(Nsp ³ ; pyramidal)	1.419	1.423	0.017	1.412	1.432	8	22
	(overall)	1.380	1.364	0.032	1.353	1.412	31	28
	Car–N–(C#) ₂							
	(Nsp ² ; planar)	1.371	1.370	0.016	1.363	1.382	41	23
	(Nsp ³ ; pyramidal)	1.426	1.425	0.011	1.421	1.431	22	22
	(overall)	1.390	1.385	0.030	1.366	1.420	69	28
	in indole (N1–C7a)	1.372	1.372	0.007	1.367	1.376	40	

Bond	Substructure	<i>d</i>	<i>m</i>	σ	<i>q</i> ₁	<i>q</i> _u	<i>n</i>	Note
	<i>Car</i> -NO ₂	1.468	1.469	0.014	1.460	1.476	556	
<i>Car</i> -N(2)	<i>Car</i> -N=N	1.431	1.435	0.020	1.422	1.442	26	
<i>Csp</i> ² =N(3)	in furoxan (⁺ N2=C3)	1.316	1.316	0.009	1.311	1.324	14	
<i>Csp</i> ² =N(2)	<i>Car</i> -C=N-C#	1.279	1.279	0.008	1.275	1.285	75	
	(C,H) ₂ -C=N-OH in oximes	1.281	1.280	0.013	1.273	1.288	67	
	S-C=N-X	1.302	1.302	0.021	1.285	1.319	36	
	in pyrazole (N2=C3)	1.329	1.331	0.014	1.315	1.339	20	
	in imidazole (C2=N3)	1.313	1.314	0.011	1.307	1.319	44	
	in isoxazole (N2=C3)	1.314	1.315	0.009	1.305	1.320	9	
	in furazan (N2=C3, C4=N5)	1.298	1.299	0.006	1.294	1.303	12	
	in furoxan (C4=N5)	1.304	1.306	0.008	1.300	1.308	14	
<i>Car</i> ≈ N(3)	C ≈ N ⁺ -H (pyrimidinium)	1.335	1.334	0.015	1.325	1.342	30	
	C ≈ N ⁺ -C* (pyrimidinium)	1.346	1.346	0.010	1.340	1.352	64	
	C ≈ N ⁺ -O ⁻ (pyrimidinium)	1.362	1.359	0.013	1.353	1.369	56	
<i>Car</i> ≈ N(2)	C ≈ N (pyridine)	1.337	1.338	0.012	1.330	1.344	269	
	C ≈ N (pyrazine)	1.336	1.335	0.022	1.319	1.347	120	
	C ≈ N ≈ C (pyrimidine)	1.339	1.338	0.015	1.333	1.342	28	
	N ≈ C ≈ N (pyrimidine)	1.333	1.335	0.013	1.326	1.337	28	
	C ≈ N (pyrimidine) (overall) in any 6-membered N-containing aromatic ring:	1.336	1.337	0.014	1.331	1.339	56	
	H-C ≈ N ≈ C-H	1.334	1.334	0.014	1.327	1.341	146	
	H-C ≈ N ≈ C-C*	1.339	1.341	0.013	1.336	1.345	38	
	C*-C ≈ N ≈ C-C*	1.345	1.345	0.008	1.342	1.348	24	
	C ≈ N ≈ C (overall)	1.336	1.337	0.014	1.329	1.344	204	
<i>Csp</i> ¹ ≡N(2)	X-S-N≡C ⁻ (isothiocyanide)	1.144	1.147	0.006	1.140	1.148	6	
<i>Csp</i> ¹ ≡N(1)	C*-C≡N	1.136	1.137	0.010	1.131	1.142	140	
	C=C-C≡N in TCNQ	1.144	1.144	0.008	1.139	1.149	284	19
	<i>Car</i> -C≡N	1.138	1.138	0.007	1.133	1.143	31	
	X-C≡N	1.144	1.141	0.012	1.138	1.151	10	
	(S-C≡N) ⁻	1.155	1.156	0.012	1.147	1.165	14	
<i>Csp</i> ³ -O(2)	in alcohols							
	CH ₃ -OH	1.413	1.414	0.018	1.395	1.425	17	
	C-CH ₂ -OH	1.426	1.426	0.011	1.420	1.431	75	
	C ₂ -CH-OH	1.432	1.431	0.011	1.425	1.439	266	
	C ₃ -C-OH	1.440	1.440	0.012	1.432	1.449	106	
	C*-OH (overall)	1.432	1.431	0.013	1.424	1.441	464	
	in dialkyl ethers							29
	CH ₃ -O-C*	1.416	1.418	0.016	1.405	1.426	110	
	C-CH ₂ -O-C*	1.426	1.424	0.011	1.418	1.435	34	
	C ₂ -CH-O-C*	1.429	1.430	0.010	1.420	1.437	53	
	C ₃ -C-O-C*	1.452	1.450	0.011	1.445	1.458	39	
	C*-O-C* (overall)	1.426	1.425	0.019	1.414	1.437	236	5
	in aryl alkyl ethers							29
	CH ₃ -O- <i>Car</i>	1.424	1.424	0.012	1.417	1.431	616	
	C-CH ₂ -O- <i>Car</i>	1.431	1.430	0.013	1.422	1.438	188	
	C ₂ -CH-O- <i>Car</i>	1.447	1.446	0.020	1.435	1.466	58	
	C ₃ -C-O- <i>Car</i>	1.470	1.469	0.018	1.456	1.483	55	
	C*-O- <i>Car</i> (overall)	1.429	1.427	0.018	1.419	1.436	917	
	in alkyl esters of carboxylic acids							12,29
	CH ₃ -O-C(=O)-C*	1.448	1.449	0.010	1.442	1.455	200	
	C-CH ₂ -O-C(=O)-C*	1.452	1.453	0.009	1.445	1.458	32	
	C ₂ -CH-O-C(=O)-C*	1.460	1.460	0.010	1.454	1.465	78	
	C ₃ -C-O-C(=O)-C*	1.477	1.475	0.008	1.472	1.484	6	
	C*-O-C(=O)-C* (overall)	1.450	1.451	0.014	1.442	1.459	314	
	in alkyl esters of α,β-unsaturated acids:							
	C*-O-C(=O)-C=C (overall)	1.453	1.452	0.013	1.444	1.459	112	
	in alkyl esters of benzoic acid							
	C*-O-C(=O)-C(phenyl) (overall)	1.454	1.454	0.012	1.446	1.463	219	
	in ring systems							
	oxirane (epoxides) (any subst.)	1.446	1.446	0.014	1.438	1.456	498	9

Bond	Substructure	<i>d</i>	<i>m</i>	σ	<i>q</i> ₁	<i>q</i> _u	<i>n</i>	Note
<i>Csp</i> ³ –O(2)	oxetane (any subst.)	1.463	1.460	0.015	1.451	1.474	16	
	tetrahydrofuran (C,H subst.)	1.442	1.441	0.017	1.430	1.451	154	
	tetrahydropyran (C,H subst.)	1.441	1.442	0.015	1.431	1.451	22	
	β-lactones: C*–O–C(=O)	1.492	1.494	0.010	1.481	1.501	4	16
	γ-lactones: C*–O–C(=O)	1.464	1.464	0.012	1.455	1.473	110	12
	δ-lactones: C*–O–C(=O)	1.461	1.464	0.017	1.452	1.473	27	12
	O–C–O system in <i>gem</i> -diols, and pyranose and furanose sugars:							30,31
	HO–C*–OH	1.397	1.401	0.012	1.388	1.405	18	
	C ₅ –O ₅ –C ₁ –O ₁ H in pyranoses							
	O ₁ axial (α):							
	C ₅ –O ₅	1.439	1.440	0.008	1.432	1.445	29	
	O ₅ –C ₁	1.427	1.426	0.012	1.421	1.432	29	
	C ₁ –O ₁	1.403	1.400	0.012	1.391	1.412	29	
	O ₁ equatorial (β):							
	C ₅ –O ₅	1.435	1.436	0.008	1.429	1.440	17	
	O ₅ –C ₁	1.430	1.431	0.010	1.424	1.436	17	
	C ₁ –O ₁	1.393	1.393	0.007	1.386	1.399	17	
	α + β (overall):							
	C ₅ –O ₅	1.439	1.440	0.008	1.432	1.446	60	
	O ₅ –C ₁	1.430	1.429	0.012	1.421	1.436	60	
	C ₁ –O ₁	1.401	1.399	0.011	1.392	1.407	60	
	C ₄ –O ₄ –C ₁ –O ₁ H in furanoses (overall values)							
	C ₄ –O ₄	1.442	1.446	0.012	1.436	1.449	18	
	O ₄ –C ₁	1.432	1.432	0.012	1.421	1.443	18	
	C ₁ –O ₁	1.404	1.405	0.013	1.397	1.409	18	
<i>Csp</i> ² –O(2)	C ₅ –O ₅ –C ₁ –O ₁ –C* in pyranoses							
	O ₁ axial (α):							
	C ₅ –O ₅	1.439	1.438	0.010	1.433	1.446	67	
	O ₅ –C ₁	1.417	1.417	0.009	1.410	1.424	67	
	C ₁ –O ₁	1.409	1.409	0.014	1.401	1.417	67	
	O ₁ –C*	1.435	1.435	0.013	1.427	1.443	67	
	O ₁ equatorial (β):							
	C ₅ –O ₅	1.434	1.435	0.006	1.429	1.439	39	
	O ₅ –C ₁	1.424	1.424	0.008	1.418	1.431	39	
	C ₁ –O ₁	1.390	1.390	0.011	1.381	1.400	39	
	O ₁ –C*	1.437	1.438	0.013	1.428	1.445	39	
	α + β (overall):							
	C ₅ –O ₅	1.436	1.436	0.009	1.431	1.442	126	
	O ₅ –C ₁	1.419	1.419	0.011	1.412	1.426	126	
	C ₁ –O ₁	1.402	1.403	0.016	1.391	1.413	126	
	O ₁ –C*	1.436	1.436	0.013	1.428	1.445	126	
	C ₄ –O ₄ –C ₁ –O ₁ –C* in furanoses (overall values)							
	C ₄ –O ₄	1.443	1.445	0.013	1.429	1.453	23	
	O ₄ –C ₁	1.421	1.418	0.012	1.413	1.431	23	
	C ₁ –O ₁	1.410	1.409	0.014	1.401	1.420	23	
	O ₁ –C*	1.439	1.437	0.014	1.429	1.449	23	
	Miscellaneous:							
	C#–O–SiX ₃	1.416	1.416	0.017	1.405	1.428	29	
	C*–O–SO ₂ –C	1.465	1.461	0.014	1.454	1.475	33	
<i>Csp</i> ² –O(2)	in enols: C=C–OH	1.333	1.331	0.017	1.324	1.342	53	
	in enol esters: C=C–O–C*	1.354	1.353	0.016	1.341	1.363	40	
	in acids:							
	C*–C(=O)–OH	1.308	1.311	0.019	1.298	1.320	174	
	C=C–C(=O)–OH	1.293	1.295	0.019	1.279	1.307	22	
	Car–C(=O)–OH	1.305	1.311	0.020	1.291	1.317	75	
	in esters:							
	C*–C(=O)–O–C*	1.336	1.337	0.014	1.328	1.346	551	12,29
	C=C–C(=O)–O–C*	1.332	1.331	0.011	1.324	1.339	112	
	Car–C(=O)–O–C*	1.337	1.335	0.013	1.329	1.344	219	12
	C*–C(=O)–O–C=C	1.362	1.359	0.018	1.351	1.374	26	

Bond	Substructure	<i>d</i>	<i>m</i>	σ	<i>q</i> ₁	<i>q</i> _u	<i>n</i>	Note
	C [*] –C(=O)–O–C=C	1.407	1.405	0.017	1.394	1.420	26	
	C [*] –C(=O)–O–Car	1.360	1.359	0.011	1.355	1.367	40	12
	in anhydrides: O=C–O–C=O	1.386	1.386	0.011	1.379	1.393	70	
	in ring systems:							
	furan (O1–C2, O1–C5)	1.368	1.369	0.015	1.359	1.377	125	
	isoxazole (O1–C5)	1.354	1.354	0.010	1.345	1.360	9	
	β-lactones: C [*] –C(=O)–O–C [*]	1.359	1.359	0.013	1.348	1.371	4	13
	γ-lactones: C [*] –C(=O)–O–C [*]	1.350	1.349	0.012	1.342	1.359	110	12
	δ-lactones: C [*] –C(=O)–O–C [*]	1.339	1.339	0.016	1.332	1.347	27	12
Car–O(2)	in phenols: Car–OH	1.362	1.364	0.015	1.353	1.373	551	
	in aryl alkyl ethers: Car–O–C [*]	1.370	1.370	0.011	1.363	1.377	920	29,32
Car–O(2)	in diaryl ethers: Car–O–Car	1.384	1.381	0.014	1.375	1.391	132	
	in esters: Car–O–C(=O)–C [*]	1.401	1.401	0.010	1.394	1.408	40	12
Csp ² =O(1)	in aldehydes and ketones:							
	C [*] –CH=O	1.192	1.192	0.005	1.188	1.197	7	
	(C [*]) ₂ –C=O	1.210	1.210	0.008	1.206	1.215	474	5
	(C#) ₂ –C=O							
	in cyclobutanones	1.198	1.198	0.007	1.194	1.204	12	
	in cyclopentanones	1.208	1.208	0.007	1.203	1.212	155	
	in cyclohexanones	1.211	1.211	0.009	1.207	1.216	312	
	C=C–C=O	1.222	1.222	0.010	1.216	1.229	225	
	(C=C) ₂ –C=O	1.233	1.229	0.010	1.226	1.242	28	
	Car–C=O	1.221	1.218	0.014	1.212	1.229	85	
	(Car) ₂ –C=O	1.230	1.226	0.015	1.220	1.238	66	
	C=O in benzoquinones	1.222	1.220	0.013	1.211	1.231	86	
	delocalized double bonds in carboxylate anions:							
	H–C ≡ O ₂ [–] (formate)	1.242	1.243	0.012	1.234	1.252	24	
	C [*] –C ≡ O ₂ [–]	1.254	1.253	0.010	1.247	1.261	114	
	C=C–C ≡ O ₂ [–]	1.250	1.248	0.017	1.238	1.261	52	
	Car–C ≡ O ₂ [–]	1.255	1.253	0.010	1.249	1.262	22	
	HOOC–C ≡ O ₂ [–] (hydrogen oxalate)	1.243	1.247	0.015	1.232	1.256	26	
	–O ₂ ≡ C–C ≡ O ₂ [–] (oxalate)	1.251	1.251	0.007	1.248	1.254	18	
	in carboxylic acids (X–COOH)							
	C [*] –C(=O)–OH	1.214	1.214	0.019	1.203	1.224	175	
	C=C–C(=O)–OH	1.229	1.226	0.017	1.218	1.237	22	
	Car–C(=O)–OH	1.226	1.223	0.020	1.211	1.241	75	
	in esters:							
	C [*] –C(=O)–O–C [*]	1.196	1.196	0.010	1.190	1.202	551	12
	C=C–C(=O)–O–C [*]	1.199	1.198	0.009	1.193	1.203	113	
	Car–C(=O)–O–C [*]	1.202	1.201	0.009	1.196	1.207	218	12
	C [*] –C(=O)–O–C=C	1.190	1.190	0.014	1.184	1.198	26	
	C [*] –C(=O)–O–Car	1.187	1.188	0.011	1.181	1.195	40	12
	in anhydrides: O=C–O–C=O	1.187	1.187	0.010	1.184	1.193	70	
	in β-lactones: C [*] –C(=O)–O–C [*]	1.193	1.193	0.006	1.187	1.198	4	13
	γ-lactones: C [*] –C(=O)–O–C [*]	1.201	1.202	0.009	1.196	1.206	109	12
	δ-lactones: C [*] –C(=O)–O–C [*]	1.205	1.207	0.008	1.201	1.209	27	12
	in amides:							
	NH ₂ –C(–C [*])=O	1.234	1.233	0.012	1.225	1.243	32	14
	(C [*] –)(C [*] ,H–)N–C(–C [*])=O	1.231	1.231	0.012	1.224	1.238	378	14
	β-lactams: C [*] –NH–C=O	1.198	1.200	0.012	1.193	1.204	23	13
	γ-lactams:							
	C [*] –NH–C=O	1.235	1.235	0.008	1.232	1.240	20	13
	C [*] –N(–C [*])–C=O	1.225	1.226	0.011	1.217	1.233	15	13
	δ-lactams:							
	C [*] –NH–C=O	1.240	1.241	0.003	1.237	1.243	6	14
	C [*] –N(–C [*])–C=O	1.233	1.233	0.007	1.229	1.239	15	14
	in ureas:							
	(NH) ₂ –C=O	1.256	1.256	0.007	1.249	1.261	24	25,26
	(C#–NH) ₂ –C=O	1.241	1.237	0.011	1.235	1.245	13	25
	[(C#) _n –N] ₂ –C=O	1.230	1.230	0.007	1.224	1.234	20	25,27
Csp ³ –P(4)	C ₃ –P ⁺ –C [*]	1.800	1.802	0.015	1.790	1.812	35	33

Bond	Substructure	<i>d</i>	<i>m</i>	σ	<i>q</i> ₁	<i>q</i> _u	<i>n</i>	Note
	C ₂ -P(=O)-CH ₃	1.791	1.790	0.006	1.786	1.795	10	
	C ₂ -P(=O)-CH ₂ -C	1.806	1.806	0.009	1.801	1.813	45	
	C ₂ -P(=O)-CH-C ₂	1.821	1.821	0.009	1.815	1.828	15	
	C ₂ -P(=O)-C-C ₃	1.841	1.842	0.008	1.835	1.847	14	
	C ₂ -P(=O)-C* (overall)	1.813	1.811	0.017	1.800	1.822	84	
Csp ³ -P(3)	C ₂ -P-C*	1.855	1.857	0.019	1.840	1.870	23	
Car-P(4)	C ₃ -P ⁺ -Car	1.793	1.792	0.011	1.786	1.800	276	
	C ₂ -P(=O)-Car	1.801	1.802	0.011	1.796	1.807	98	
	Ph ₃ -P=N ⁺ =P-Ph ₃	1.795	1.795	0.008	1.789	1.800	197	
Car-P(3)	C ₂ -P-Car	1.836	1.837	0.010	1.830	1.844	102	
	(N \approx) ₂ P-Car(P \approx N aromatic)	1.795	1.793	0.011	1.788	1.803	43	
Csp ³ -S(4)	C*-SO ₂ -C (C* = CH ₃ excluded)	1.786	1.782	0.018	1.774	1.797	75	
	C*-SO ₂ -C (overall)	1.779	1.778	0.020	1.764	1.790	94	
	C*-SO ₂ -O-X	1.745	1.744	0.009	1.738	1.754	7	34
	C*-SO ₂ -N-X ₂	1.758	1.756	0.018	1.746	1.773	17	34
Csp ³ -S(3)	C*-S(=O)-C (C* = CH ₃ excluded)	1.818	1.814	0.024	1.802	1.829	69	
	C*-S(=O)-C (overall)	1.809	1.806	0.025	1.793	1.820	88	
	CH ₃ -S ⁺ -X ₂	1.786	1.787	0.007	1.779	1.792	21	
	C*-S ⁺ -X ₂ (C* = CH ₃ excluded)	1.823	1.820	0.016	1.812	1.834	18	
	C*-S ⁺ -X ₂ (overall)	1.804	1.794	0.025	1.788	1.820	41	
Csp ³ -S(2)	C*-SH	1.808	1.805	0.010	1.800	1.819	6	
	CH ₃ -S-C*	1.789	1.787	0.008	1.784	1.794	9	
Csp ³ -S(2)	C-CH ₂ -S-C*	1.817	1.816	0.013	1.808	1.824	92	
	C ₂ -CH-S-C*	1.819	1.819	0.011	1.811	1.825	32	
	C ₃ -C-S-C*	1.856	1.860	0.011	1.854	1.863	26	
	C*-S-C* (overall)	1.819	1.817	0.019	1.809	1.827	242	
	in thiirane	1.834	1.835	0.025	1.810	1.858	4	9
	in thiirane: see ZCMXSP (1.817, 1.844)							
	in tetrahydrothiophene	1.827	1.826	0.018	1.811	1.837	20	
	in tetrahydrothiopyran	1.823	1.821	0.014	1.812	1.832	24	
	C-CH ₂ -S-S-X	1.823	1.820	0.014	1.813	1.832	41	
	C ₃ -C-S-S-X	1.863	1.865	0.015	1.848	1.878	11	
	C*-S-S-X (overall)	1.833	1.828	0.022	1.818	1.848	59	
Csp ² -S(2)	C=C-S-C*	1.751	1.755	0.017	1.740	1.764	61	
	C=C-S-C=C (in tetrathiafulvalene)	1.741	1.741	0.011	1.733	1.750	88	
	C=C-S-C=C (in thiophene)	1.712	1.712	0.013	1.703	1.722	60	
	O=C-S-C#	1.762	1.759	0.018	1.747	1.778	20	
Car-S(4)	Car-SO ₂ -C	1.763	1.764	0.009	1.756	1.769	96	
	Car-SO ₂ -O-X	1.752	1.750	0.008	1.749	1.756	27	
	Car-SO ₂ -N-X ₂	1.758	1.759	0.013	1.749	1.765	106	35
Car-S(3)	Car-S(=O)-C	1.790	1.790	0.010	1.783	1.798	41	
	Car-S ⁺ -X ₂	1.778	1.779	0.010	1.771	1.787	10	
Car-S(2)	Car-S-C*	1.773	1.774	0.009	1.765	1.779	44	
	Car-S-Car	1.768	1.767	0.010	1.762	1.774	158	
	Car-S-Car (in phenothiazine)	1.764	1.764	0.008	1.760	1.769	48	
	Car-S-S-X	1.777	1.777	0.012	1.767	1.785	47	
Csp ¹ -S(2)	N \equiv C-S-X	1.679	1.683	0.026	1.645	1.698	10	
Csp ¹ -S(1)	(N \equiv C-S) ⁻	1.630	1.630	0.014	1.619	1.641	14	
Csp ² =S(1)	(C*) ₂ -C=S: see IPMUDS (1.599)							
	(Car) ₂ -C=S: see CELDOM (1.611)							
	(X) ₂ -C=S (X = C, N, O, S)	1.671	1.675	0.024	1.656	1.689	245	
	X ₂ N-C(=S)-S-X	1.660	1.660	0.016	1.648	1.674	38	
	(X ₂ N) ₂ -C=S (thioureas)	1.681	1.684	0.020	1.669	1.693	96	
	N-C(=S) ₂	1.720	1.721	0.012	1.709	1.731	20	
Csp ³ -Se	C#-Se	1.970	1.967	0.032	1.948	1.998	21	
Csp ² -Se(2)	C=C-Se-C=C (in tetraselenafulvalene)	1.893	1.895	0.013	1.882	1.902	32	
Car-Se(3)	Ph ₃ -Se ⁺	1.930	1.929	0.006	1.924	1.936	13	
Csp ³ -Si(5)	C#-Si-X ₄	1.874	1.876	0.015	1.859	1.884	9	
Csp ³ -Si(4)	CH ₃ -Si-X ₃	1.857	1.857	0.018	1.848	1.869	552	
	C*-Si-X ₃ (C* = CH ₃ excluded)	1.888	1.887	0.023	1.872	1.905	124	
	C*-Si-X ₃ (overall)	1.863	1.861	0.024	1.850	1.875	681	

Bond	Substructure	<i>d</i>	<i>m</i>	σ	<i>q</i> ₁	<i>q</i> _u	<i>n</i>	Note
Car-Si(4)	Car-Si-X ₃	1.868	1.868	0.014	1.857	1.878	178	
Csp ¹ -Si(4)	C≡C-Si-X ₃	1.837	1.840	0.012	1.824	1.849	8	
Csp ³ -Te	C#-Te	2.158	2.159	0.030	2.128	2.177	13	
Car-Te	Car-Te	2.116	2.115	0.020	2.104	2.130	72	
Csp ² =Te	see CEDCUJ (2.044)							
Cl-Cl	see PHASCL (2.306, 2.227)							
Cl-I	see CMBIDZ (2.563), HXPASC (2.541, 2.513), METAMM (2.552), BQUINI (2.416, 2.718)							
Cl-N	see BECTAE (1.743–1.757), BOGPOC (1.705)							
Cl-O(1)	in ClO ₄ ⁻	1.414	1.419	0.026	1.403	1.431	252	
Cl-P	(N≡) ₂ P-Cl (N≡P aromatic)	1.997	1.994	0.015	1.989	2.004	46	
	Cl-P (overall)	2.008	2.001	0.035	1.986	2.028	111	
Cl-S	Cl-S (overall)	2.072	2.079	0.023	2.047	2.091	6	
	see also longer bonds in CILSAR (2.283), BIHXIZ (2.357), CANLUI (2.749)							
Cl-Se	see BIRGUE10, BIRHAL10, CTCNSE (2.234–2.851)							
Cl-Si(4)	Cl-Si-X ₃ (monochloro)	2.072	2.075	0.009	2.066	2.078	5	
	Cl ₂ -Si-X ₂ and Cl ₃ -Si-X	2.020	2.012	0.015	2.007	2.036	5	
Cl-Te	Cl-Te in range 2.34–2.60	2.520	2.515	0.034	2.493	2.537	22	36
	see also longer bonds in BARRIV, BOJPUL, CETUTE, EPHTEA, OPNTEC10 (2.73–2.94)							
F-N(3)	F-N-C ₂ and F ₂ -N-C	1.406	1.404	0.016	1.395	1.416	9	
F-P(6)	in hexafluorophosphate, PF ₆ ⁻	1.579	1.587	0.025	1.563	1.598	72	
F-P(3)	(N≡) ₂ P-F (N≡P aromatic)	1.495	1.497	0.016	1.481	1.510	10	
F-S	43 observations in range 1.409–1.770 in a wide variety of environments; F-S(6) in F ₂ -SO ₂ -C ₂ (see FPSULF10, BETJOZ)	1.640	1.646	0.011	1.626	1.649	6	
	F-S(4) in F ₂ -S(=O)-N (see BUDTEZ)	1.527	1.528	0.004	1.524	1.530	24	37
F-Si(6)	in SiF ₆ ²⁻	1.694	1.701	0.013	1.677	1.703	6	
F-Si(5)	F-Si-X ₄	1.636	1.639	0.035	1.602	1.657	10	
F-Si(4)	F-Si-X ₃	1.588	1.587	0.014	1.581	1.599	24	
F-Te	see CUCPIZ (F-Te(6) = 1.942, 1.937), FPHTEL(F- Te(4) = 2.006)							
H-N(4)	X ₃ -N ⁺ -H	1.033	1.036	0.022	1.026	1.045	87	21
H-N(3)	X ₃ -N-H	1.009	1.010	0.019	0.997	1.023	95	21
H-O(2)	in alcohols C*-O-H	0.967	0.969	0.010	0.959	0.974	63	21
	C#-O-H	0.967	0.970	0.010	0.959	0.974	73	21
	in acids O=C-O-H	1.015	1.017	0.017	1.001	1.031	16	21,38
I-I	in I ₃ ⁻	2.917	2.918	0.011	2.907	2.927	6	
I-N	see BZPRIB, CMBIDZ, HMTITI, HMTNTI, IFORAM, IODMAM (2.042–2.475)							
I-O	X-I-O (see BZPRIB, CAJMAB, IBZDAC11) for IO ₆ ⁻ see BOVMEE (1.829–1.912)	2.144	2.144	0.028	2.127	2.164	6	
I-P(3)	see CEHKAB (2.490–2.493)							†
I-S	see DTHIBR10 (2.687), ISUREA10 (2.629), BZTPPI (3.251)							
I-Te(4)	I-Te-X ₃	2.926	2.928	0.026	2.902	2.944	8	
N(4)-N(3)	X ₃ -N ⁺ -N ⁰ -X ₂ (N ⁰ planar)	1.414	1.414	0.005	1.412	1.418	13	
N(3)-N(3)	(C)(C,H)-N _a -N _b (C)(C,H)							5,39
	N _a , N _b pyramidal	1.454	1.452	0.021	1.444	1.457	44	40
	N _a pyramidal, N _b planar	1.420	1.420	0.015	1.407	1.433	68	40
	N _a , N _b planar	1.401	1.401	0.018	1.384	1.418	40	40
	overall	1.425	1.425	0.027	1.407	1.443	139	
N(3)-N(2)	in pyrazole (N1-N2)	1.366	1.366	0.019	1.350	1.375	20	
	in pyridazinium (N1 ⁺ ≡N2)	1.350	1.349	0.010	1.345	1.361	7	
N(2)≡N(2)	N≡N (aromatic) in pyridazine							
	with C,H as <i>ortho</i> substituents	1.304	1.300	0.019	1.287	1.326	6	
	with N,Cl as <i>ortho</i> substituents	1.368	1.373	0.011	1.362	1.375	9	
N(2)=N(2)	C#-N=N-C#							
	<i>cis</i>	1.245	1.244	0.009	1.239	1.252	21	
	<i>trans</i>	1.222	1.222	0.006	1.218	1.227	6	
	(overall)	1.240	1.241	0.012	1.230	1.251	27	

Bond	Substructure	<i>d</i>	<i>m</i>	σ	<i>q</i> ₁	<i>q</i> _u	<i>n</i>	Note
	<i>Car</i> -N=N- <i>Car</i>	1.255	1.253	0.016	1.247	1.262	13	
	X-N=N=N (azides)	1.216	1.226	0.028	1.202	1.237	19	
N(2)=N(1)	X-N=N=N (azides)	1.124	1.128	0.015	1.114	1.137	19	
N(3)-O(2)	(C,H) ₂ -N-OH (<i>Nsp</i> ² : planar)	1.396	1.394	0.012	1.390	1.401	28	
	C ₂ -N-O-C							
	(<i>Nsp</i> ³ : pyramidal)	1.463	1.465	0.012	1.457	1.468	22	
	(<i>Nsp</i> ² : planar)	1.397	1.394	0.011	1.388	1.409	12	
	in furoxan (N2-O1)	1.438	1.436	0.009	1.430	1.447	14	
N(3)-O(1)	(C \equiv) ₂ N ⁺ -O ⁻ in pyridine <i>N</i> -oxides	1.304	1.299	0.015	1.291	1.316	11	
	in furoxan (⁺ N2-O6 ⁻)	1.234	1.234	0.008	1.228	1.240	14	
N(2)-O(2)	in oximes							
	(C#) ₂ -C=N-OH	1.416	1.418	0.006	1.416	1.420	7	
	(H)(<i>Csp</i> ²)-C=N-OH	1.390	1.390	0.011	1.380	1.401	20	
	(C#)(<i>Csp</i> ²)-C=N-OH	1.402	1.403	0.010	1.393	1.410	18	
	(<i>Csp</i> ²) ₂ -C=N-OH	1.378	1.377	0.017	1.365	1.393	16	
	(C,H) ₂ -C=N-OH (overall)	1.394	1.395	0.018	1.379	1.408	67	
	in furazan (O1-N2, O1-N5)	1.385	1.383	0.013	1.378	1.392	12	
	in furoxan (O1-N5)	1.380	1.380	0.011	1.370	1.388	14	
	in isoxazole (O1-N2)	1.425	1.425	0.010	1.417	1.434	9	
N(3)=O(1)	in nitrate ions NO ₃ ⁻	1.239	1.240	0.020	1.227	1.251	105	
	in nitro groups							
	C [*] -NO ₂	1.212	1.214	0.012	1.206	1.221	84	
	C#-NO ₂	1.210	1.210	0.011	1.203	1.218	251	
	<i>Car</i> -NO ₂	1.217	1.218	0.011	1.211	1.215	1116	
	C-NO ₂ (overall)	1.218	1.219	0.013	1.210	1.226	1733	
N(3)-P(4)	X ₂ -P(=X)-NX ₂							
	<i>Nsp</i> ² : planar	1.652	1.651	0.024	1.634	1.670	205	
	<i>Nsp</i> ³ : pyramidal	1.683	1.683	0.005	1.680	1.686	6	
	(overall)	1.662	1.662	0.029	1.639	1.682	358	
	subsets of this group are:							
	O ₂ -P(=S)-NX ₂	1.628	1.624	0.015	1.615	1.634	9	
	C-P(=S)-(NX ₂) ₂	1.691	1.694	0.018	1.678	1.703	28	
	O-P(=S)-(NX ₂) ₂	1.652	1.654	0.014	1.642	1.664	28	
	P(=O)-(NX ₂) ₃	1.663	1.668	0.026	1.640	1.679	78	
N(3)-P(3)	-NX-P(=X)-NX-P(=X)-(P ₂ N ₂ ring)	1.730	1.721	0.017	1.716	1.748	20	
	-NX-P(=S)-NX-P(=S)-(P ₂ N ₂ ring)	1.697	1.697	0.015	1.690	1.703	44	
	in P-substituted phosphazenes:							
	(N \equiv) ₂ P-N (amino) (aziridinyl)	1.637	1.638	0.014	1.625	1.651	16	
		1.672	1.674	0.010	1.665	1.676	15	
N(2)=P(4)	Ph ₃ -P=N ⁺ -P-Ph ₃	1.571	1.573	0.013	1.563	1.580	66	
N(2)=P(3)	Ph ₃ -P=N-C,S	1.599	1.597	0.018	1.580	1.615	7	
N(2) \approx P(3)	N \approx P aromatic							
	in phosphazenes	1.582	1.582	0.019	1.571	1.594	126	
	in P \approx N \approx S	1.604	1.606	0.009	1.594	1.612	36	
N(3)-S(4)	C-SO ₂ -NH ₂	1.600	1.601	0.012	1.591	1.610	14	35
	C-SO ₂ -NH-C#	1.633	1.633	0.019	1.615	1.652	47	35
	C-SO ₂ -N-C(#) ₂	1.642	1.641	0.024	1.623	1.659	38	35
N(3)-S(2)	C-S-NX ₂ <i>Nsp</i> ² : planar	1.710	1.707	0.019	1.698	1.722	22	23
	(for <i>Nsp</i> ³ pyramidal see MODIAZ: 1.765)							
	X-S-NX ₂ <i>Nsp</i> ² : planar	1.707	1.705	0.012	1.699	1.715	30	23
N(2)-S(2)	C=N-S-X	1.656	1.663	0.027	1.632	1.677	36	
N(2) \approx S(2)	N \approx S aromatic in P \approx N \approx S	1.560	1.558	0.011	1.554	1.563	37	
N(2)=S(2)	N=S in N=S=N and N=S=S	1.541	1.546	0.022	1.521	1.558	37	
N(3)-SE	see COJCUZ (1.830), DSEMOR10 (1.846, 1.852), MORTS10 (1.841)							
N(2)-Se	see SEBZQI (1.805), NAPSEZ10 (1.809, 1.820)							
N(2)=Se	see CISMUM (1.790, 1.791)							
N(3)-Si(5)	see DMESIP01, BOJLER, CASSAQ, CASYOK, CECXEN, CINTY, CIPBUY, FMESIB, MNPSIL, PNPOSI (1.973-2.344)							
N(3)-Si(4)	X ₃ -Si-NX ₂ (overall)	1.748	1.746	0.022	1.735	1.757	170	
	subsets of this group are:							

Bond	Substructure	<i>d</i>	<i>m</i>	σ	<i>q</i> ₁	<i>q</i> _u	<i>n</i>	Note
	X ₃ -Si-NHX	1.714	1.719	0.014	1.702	1.727	16	
	X ₃ -Si-NX-Si-X ₃ acyclic	1.743	1.744	0.016	1.731	1.755	45	
	N-Si-N in 4-membered rings	1.742	1.742	0.009	1.735	1.748	53	
	N-Si-N in 5-membered rings	1.741	1.742	0.019	1.726	1.749	33	
N(2)-Si(4)	X ₃ -Si-N ⁻ -Si-X ₃	1.711	1.712	0.019	1.693	1.729	15	
N-Te	see ACLTEP (2.402), BIBLAZ (1.980), CESSAU (2.023)							
O(2)-O(2)	C [*] -O-O-C [*] ,H							
	$\tau(\text{OO}) = 70-85^\circ$	1.464	1.464	0.009	1.458	1.472	12	
	$\tau(\text{OO})$ <i>ca.</i> 180°	1.482	1.480	0.005	1.478	1.486	5	
	overall	1.469	1.471	0.012	1.461	1.478	17	
	O=C-O-O-C=O see ACBZPO01 (1.446), CEYLUN (1.452), CIMHIP (1.454)							
	Si-O-O-Si	1.496	1.499	0.005	1.490	1.499	10	
O(2)-P(5)	X-P-(OX) ₄							41
	trigonal bipyramidal:							
	axial	1.689	1.685	0.024	1.675	1.712	20	
	equatorial	1.619	1.622	0.024	1.604	1.628	20	
	square pyramidal	1.662	1.661	0.020	1.649	1.673	28	
O(2)-P(4)	C-O-P(\approx O) ₃ ²⁻	1.621	1.622	0.007	1.615	1.628	12	
	(H-O) ₂ -P(\approx O) ₂ ⁻	1.560	1.561	0.009	1.555	1.566	16	
	(C-O) ₂ -P(\approx O) ₂ ⁻	1.608	1.607	0.013	1.599	1.615	16	
	(C#-O) ₃ -P=O	1.558	1.554	0.011	1.550	1.564	30	
	(Car-O) ₃ -P=O	1.587	1.588	0.014	1.572	1.599	19	
	X-O-P(=O)-(C,N) ₂	1.590	1.585	0.016	1.577	1.601	33	
	(X-O) ₂ -P(=O)-(C,N)	1.571	1.572	0.013	1.563	1.579	70	
O(2)-P(3)	(N \approx) ₂ -P-O-C (N \approx P aromatic)	1.573	1.573	0.011	1.563	1.584	16	
O(1)=P(4)	C-O-P(\approx O) ₃ ²⁻ (delocalized)	1.513	1.512	0.008	1.508	1.518	42	
	(H-O) ₂ -P(\approx O) ₂ ⁻ (delocalized)	1.503	1.503	0.005	1.499	1.508	16	
	(C-O) ₂ -P(\approx O) ₂ ⁻ (delocalized)	1.483	1.485	0.008	1.474	1.490	16	
	(C-O) ₃ -P=O	1.449	1.448	0.007	1.446	1.452	18	
	C ₃ -P=O	1.489	1.486	0.010	1.481	1.496	72	
	N ₃ -P=O	1.461	1.462	0.014	1.449	1.470	26	
	(C) ₂ (N)-P=O	1.487	1.489	0.007	1.479	1.493	5	
	(C,N) ₂ (O)-P=O	1.467	1.462	0.007	1.462	1.472	33	
	(C,N)(O) ₂ -P=O	1.457	1.458	0.009	1.454	1.462	35	
O(2)-S(4)	C-O-SO ₂ -C	1.577	1.576	0.015	1.566	1.584	41	
	C-O-SO ₂ -CH ₃	1.569	1.569	0.013	1.556	1.582	7	
	C-O-SO ₂ -Car	1.580	1.578	0.015	1.571	1.588	27	
O(1)=S(4)	C-SO ₂ -C	1.436	1.437	0.010	1.431	1.442	316	42
	X-SO ₂ -NX ₂	1.428	1.428	0.010	1.422	1.434	326	
	C-SO ₂ -N-(C,H) ₂	1.430	1.430	0.009	1.425	1.435	206	
	C-SO ₂ -O-C	1.423	1.423	0.008	1.418	1.428	82	
	in SO ₄ ²⁻	1.472	1.473	0.013	1.463	1.481	104	
O(1)=S(3)	C-S(=O)-C	1.497	1.498	0.013	1.489	1.505	90	5
O-Se	see BAPPAJ, BIRGUE10, BIRHAL10, CXMSEO, DGLYSE, SPSEBU (1.597 for O=Se to 1.974 for O-Se)							
O(2)-Si(5)	(X-O) ₃ -Si-(N)(C)	1.663	1.658	0.023	1.650	1.665	21	
O(2)-Si(4)	X ₃ -Si-O-X (overall)	1.631	1.630	0.022	1.617	1.646	191	
O(2)-Si(4)	subsets of this group are:							
	X ₃ -Si-O-C#	1.645	1.647	0.012	1.634	1.652	29	
	X ₃ -Si-O-Si-X ₃	1.622	1.625	0.014	1.614	1.631	70	
	X ₃ -Si-O-O-Si-X ₃	1.680	1.676	0.008	1.673	1.688	10	
O(2)-Te(6)	(X-O) ₆ -Te	1.927	1.927	0.020	1.908	1.942	16	
O(2)-Te(4)	(X-O) ₂ -Te-X ₂	2.133	2.136	0.054	2.078	2.177	12	
P(4)-P(4)	X ₃ -P-P-X ₃	2.256	2.259	0.025	2.243	2.277	6	
P(4)-P(3)	see CECHEX (2.197), COZPIQ (2.249)							
P(3)-P(3)	X ₂ -P-P-X ₂	2.214	2.210	0.022	2.200	2.224	41	
P(4)=P(4)	see BUTSUE (2.054)							
P(3)=P(3)	see BALXOB (2.034)							

Bond	Substructure	<i>d</i>	<i>m</i>	σ	<i>q</i> ₁	<i>q</i> _u	<i>n</i>	Note
P(4)=S(1)	C ₃ -P=S	1.954	1.952	0.005	1.950	1.957	13	
	(N,O) ₂ (C)-P=S	1.922	1.924	0.014	1.913	1.927	26	
	(N,O) ₃ -P=S	1.913	1.914	0.014	1.906	1.921	50	
P(4)=Se(1)	X ₃ -P=Se	2.093	2.099	0.019	2.075	2.108	12	
P(3)-Si(4)	X ₃ -P-Si-X ₃ ; 3- and 4-rings excluded (see BOPFER, BOPFIV, CASTOF10, COZVIW: 2.201-2.317)	2.264	2.260	0.019	2.249	2.283	22	
P(4)=Te(1)	see MOPHTE (2.356), TTEBPZ (2.327)							
S(2)-S(2)	C-S-S-C							
	$\tau(\text{SS}) = 75-105^\circ$	2.031	2.029	0.015	2.021	2.038	46	
	$\tau(\text{SS}) = 0-20^\circ$	2.070	2.068	0.022	2.057	2.077	28	
	(overall)	2.048	2.045	0.026	2.028	2.068	99	
	in polysulphide chain-S-S-S-	2.051	2.050	0.022	2.037	2.065	126	
S(2)-S(1)	X-N=S-S	1.897	1.896	0.012	1.887	1.908	5	
S-Se(4)	see BUWZUO (2.264, 2.269)							
S-Se(2)	X-Se-S (any)	2.193	2.195	0.015	2.174	2.207	9	
S(2)-Si(4)	X ₃ -Si-S-X	2.145	2.138	0.020	2.130	2.158	19	
S(2)-Te	X-S-Te (any)	2.405	2.406	0.022	2.383	2.424	10	
	X-S-Te (any)	2.682	2.686	0.035	2.673	2.694	28	
Se(2)-Se(2)	X-Se-Se-X	2.340	2.340	0.024	2.315	2.361	15	
Se(2)-Te(2)	see BAWFUA, BAWGAH (2.524-2.561)							†
Si(4)-Si(4)	X ₃ -Si-Si-X ₃ 3-membered rings excluded: see CIHRAM (2.511)	2.359	2.359	0.012	2.349	2.366	42	
Te-Te	see CAHJOK (2.751, 2.704)							

† The standard deviation in the sample for the bond type is greater than for the other entries.

Appendix 1. (Footnotes to Table)

- Sample dominated by B-CH₃. For longer bonds in B-CH₃ see LITMEB10 [B(4)-CH₃ = 1.621-1.644 Å].
- p(π)-p(π) Bonding with Bsp² and Nsp² coplanar ($\tau\text{BN} = 0 \pm 15^\circ$) predominates. See G. Schmidt, R. Boese, and D. Bläser, *Z. Naturforsch.*, 1982, **37b**, 1230.
- 84 observations range from 1.38 to 1.61 Å and individual values depend on substituents on B and O. For a discussion of borinic acid adducts see S. J. Rettig and J. Trotter, *Can. J. Chem.*, 1982, **60**, 2957.
- See M. Kaftory in *The Chemistry of Functional Groups. Supplement D: The Chemistry of Halides, Pseudohalides, and Azides*, S. Patai and Z. Rappoport, Eds., Wiley: New York, 1983, Part 2, ch. 24.
- Bonds which are endocyclic or exocyclic to any 3- or 4-membered rings have been omitted from all averages in this section.
- The overall average given here is for Csp³-Csp³ bonds which carry only C or H substituents. The value cited reflects the relative abundance of each 'substitution' group. The 'mean of means' for the 9 subgroups is 1.538 ($\sigma = 0.022$) Å.
- See F. H. Allen, (a) *Acta Crystallogr.*, 1980, **B36**, 81; (b) 1981, **B37**, 890.
- See F. H. Allen, *Acta Crystallogr.*, 1984, **B40**, 64.
- See F. H. Allen, *Tetrahedron*, 1982, **38**, 2843.
- See F. H. Allen, *Tetrahedron*, 1982, **38**, 645.
- Cyclopropanones and cyclobutanones excluded.
- See W. B. Schweizer and J. D. Dunitz, *Helv. Chim. Acta*, 1982, **65**, 1547.
- See L. Nørskov-Lauritsen, H.-B. Bürgi, P. Hoffmann, and H. R. Schmidt, *Helv. Chim. Acta*, 1985, **68**, 76.
- See P. Chakrabarti and J. D. Dunitz, *Helv. Chim. Acta*, 1982, **65**, 1555.
- See J. L. Hencher in *The Chemistry of the C≡C Triple Bond*, S. Patai, Ed., Wiley, New York, 1978, ch. 2.
- Conjugated: torsion angle about central C-C single bond is $0 \pm 20^\circ$ (*cis*) or $180 \pm 20^\circ$ (*trans*).
- Unconjugated: torsion angle about central C-C single bond is $20-160^\circ$.
- Other conjugative substituents excluded.
- TCNQ is tetracyanoquinodimethane.
- No difference detected between C2 = C3 and C3 = C4 bonds.
- Derived from neutron diffraction results only.
- Nsp³: pyramidal; mean valence angle at N is in range 108-114°.
- Nsp²: planar; mean valence angle at N is $\geq 117.5^\circ$.
- Cyclic and acyclic peptides.
- See R. H. Blessing, *J. Am. Chem. Soc.*, 1983, **105**, 2776.
- See L. Lebiada, *Acta Crystallogr.*, 1980, **B36**, 271.
- n* = 3 or 4, i.e. tri- or tetra-substituted ureas.
- Overall value also includes structures with mean valence angle at N in the range 115-118°.
- See F. H. Allen and A. J. Kirby, *J. Am. Chem. Soc.*, 1984, **106**, 6197.
- See A. J. Kirby, 'The Anomeric Effect and Related Stereoelectronic Effects at Oxygen', Springer, Berlin, 1983.
- See B. Fuchs, L. Schleifer, and E. Tartakovsky, *Nouv. J. Chim.*, 1984, **8**, 275.
- See S. C. Nyburg and C. H. Faerman, *J. Mol. Struct.*, 1986, **140**, 347.
- Sample dominated by P-CH₃ and P-CH₂-C.
- Sample dominated by C* = methyl.
- See A. Kalman, M. Czugler, and G. Argay, *Acta Crystallogr.*, 1981, **B37**, 868.
- Bimodal distribution resolved into 22 'short' bonds and 5 longer outliers.
- All 24 observations come from BUDTEZ.
- 'Long' O-H bonds in centrosymmetric O---H---O H-bonded dimers are excluded.
- N-N bond length also dependent on torsion angle about N-N bond and on nature of substituent C atoms; these effects are ignored here.
- N pyramidal has average angle at N in range 100-113.5°; N planar has average angle of $\geq 117.5^\circ$.
- See R. R. Holmes and J. A. Deiters, *J. Amer. Chem. Soc.*, 1977, **99**, 3318.
- No detectable variation in S=O bond length with type of C-substituent.

Appendix 2

Short-form references to individual CSD entries cited by reference code in the Table. A full list of CSD bibliographic entries is given in SUP 56701.

ACBZPO01	<i>J. Am. Chem. Soc.</i> , 1975, 97 , 6729.	CIWYIQ	<i>Inorg. Chem.</i> , 1984, 23 , 1946.
ACLTEP	<i>J. Organomet. Chem.</i> , 1980, 184 , 417.	CIYFOF	<i>Inorg. Chem.</i> , 1984, 23 , 1790.
ASAZOC	<i>Dokl. Akad. Nauk SSSR</i> , 1979, 249 , 120.	CMBIDZ	<i>J. Org. Chem.</i> , 1979, 44 , 1447.
BALXOB	<i>J. Am. Chem. Soc.</i> , 1981, 103 , 4587.	CODDEE	<i>Z. Naturforsch., Teil B</i> , 1984, 39 , 1257.
BAPPAJ	<i>Inorg. Chem.</i> , 1981, 20 , 3071.	CODDII	<i>Z. Naturforsch., Teil B</i> , 1984, 39 , 1257.
BARRIV	<i>Acta Chem. Scand., Ser. A</i> , 1981, 35 , 443.	COFVOI	<i>Z. Naturforsch., Teil B</i> , 1984, 39 , 1027.
BAWFUA	<i>Cryst. Struct. Commun.</i> , 1981, 10 , 1345.	COJCUZ	<i>Chem. Ber.</i> , 1984, 117 , 2686.
BAWGAH	<i>Cryst. Struct. Commun.</i> , 1981, 10 , 1353.	COSDIX	<i>Z. Naturforsch., Teil B</i> , 1984, 39 , 1344.
BECTAE	<i>J. Org. Chem.</i> , 1981, 46 , 5048, 1981.	COZPIQ	<i>Chem. Ber.</i> , 1984, 117 , 2063.
BELNIP	<i>Z. Naturforsch., Teil B</i> , 1982, 37 , 299.	COZVIW	<i>Z. Anorg. Allg. Chem.</i> , 1984, 515 , 7.
BEMLIO	<i>Chem. Ber.</i> , 1982, 115 , 1126.	CTCNSE	<i>J. Am. Chem. Soc.</i> , 1980, 102 , 5430.
BEPZEB	<i>Cryst. Struct. Commun.</i> , 1982, 11 , 175.	CUCPIZ	<i>J. Am. Chem. Soc.</i> , 1984, 106 , 7529.
BETJOZ	<i>J. Am. Chem. Soc.</i> , 1982, 104 , 1683.	CUDLOC	<i>J. Cryst. Spectrosc.</i> , 1985, 15 , 53.
BETUTE10	<i>Acta Chem. Scand., Ser. A</i> , 1976, 30 , 719.	CUDLUI	<i>J. Cryst. Spectrosc.</i> , 1985, 15 , 53.
BIBLAZ	<i>Zh. Strukt. Khim.</i> , 1981, 22 , 118.	CUGBAH	<i>Acta Crystallogr., Sect. C</i> , 1985, 41 , 476.
BICGEZ	<i>Z. Anorg. Allg. Chem.</i> , 1982, 486 , 90.	CXMSEO	<i>Acta Crystallogr., Sect. B</i> , 1973, 29 , 595.
BIHXIZ	<i>J. Chem. Soc., Chem. Commun.</i> , 1982, 982.	DGLYSE	<i>Acta Crystallogr., Sect. B</i> , 1975, 31 , 1785.
BIRGUE10	<i>Z. Naturforsch., Teil B</i> , 1983, 38 , 20.	DMESIP01	<i>Acta Crystallogr., Sect. C</i> , 1984, 40 , 895.
BIRHAL10	<i>Z. Naturforsch., Teil B</i> , 1982, 37 , 1410.	DSEMOR10	<i>J. Chem. Soc., Dalton Trans.</i> , 1980, 628.
BIZJAV	<i>J. Organomet. Chem.</i> , 1982, 238 , C1.	DTHIBR10	<i>Inorg. Chem.</i> , 1971, 10 , 697.
BOGPOC	<i>Z. Naturforsch., Teil B</i> , 1982, 37 , 1402.	EPHTEA	<i>Inorg. Chem.</i> , 1980, 19 , 2487.
BOGSUL	<i>Z. Naturforsch., Teil B</i> , 1982, 37 , 1230.	ESEARS	<i>J. Chem. Soc. C</i> , 1971, 1511.
BOJLER	<i>Z. Anorg. Allg. Chem.</i> , 1982, 493 , 53.	ETEARS	<i>J. Chem. Soc. C</i> , 1971, 1511.
BOJPUL	<i>Acta Chem. Scand., Ser. A</i> , 1982, 36 , 829.	FMESIB	<i>J. Organomet. Chem.</i> , 1980, 197 , 275.
BOPFER	<i>Chem. Ber.</i> , 1983, 116 , 146.	FPHTEL	<i>J. Chem. Soc., Dalton Trans.</i> , 1980, 2306.
BOPFIV	<i>Chem. Ber.</i> , 1983, 116 , 146.	FPSULF10	<i>J. Am. Chem. Soc.</i> , 1982, 104 , 1683.
BOVMEE	<i>Acta Crystallogr., Sect. B</i> , 1982, 38 , 1048.	HCLENE10	<i>Acta Crystallogr., Sect. B</i> , 1982, 38 , 3139.
BQUINI	<i>Acta Crystallogr., Sect. B</i> , 1979, 35 , 1930.	HMTITI	<i>Acta Crystallogr., Sect. B</i> , 1975, 31 , 1505.
BTUPTTE	<i>Acta Chem. Scand., Ser. A</i> , 1975, 29 , 738.	HMTNTI	<i>Z. Anorg. Allg. Chem.</i> , 1974, 409 , 237.
BUDTEZ	<i>Z. Naturforsch., Teil B</i> , 1983, 38 , 454.	HXPASC	<i>J. Chem. Soc., Dalton Trans.</i> , 1975, 1381.
BUPSI10	<i>Z. Anorg. Allg. Chem.</i> , 1981, 474 , 31.	IBZDAC11	<i>J. Chem. Soc., Dalton Trans.</i> , 1979, 854.
BUSHAY	<i>Z. Naturforsch., Teil B</i> , 1983, 38 , 692.	IFORAM	<i>Monatsh. Chem.</i> , 1974, 105 , 621.
BUTHAZ10	<i>Inorg. Chem.</i> , 1984, 23 , 2582.	IODMAM	<i>Acta Crystallogr., Sect. B</i> , 1977, 33 , 3209.
BUTSUE	<i>J. Chem. Soc., Chem. Commun.</i> , 1983, 862.	IPMUDS	<i>Acta Crystallogr., Sect. B</i> , 1973, 29 , 2128.
BUWZUO	<i>Acta Chem. Scand., Ser. A</i> , 1983, 37 , 219.	ISUREA10	<i>Acta Crystallogr., Sect. B</i> , 1972, 28 , 643.
BZPRIB	<i>Z. Naturforsch., Teil B</i> , 1981, 36 , 922.	LITMEB10	<i>J. Am. Chem. Soc.</i> , 1975, 97 , 6401.
BZTPPI	<i>Inorg. Chem.</i> , 1978, 17 , 894.	MESIAD	<i>Z. Naturforsch., Teil B</i> , 1980, 35 , 789.
CAHJOK	<i>Inorg. Chem.</i> , 1983, 22 , 1809.	METAMM	<i>Acta Crystallogr.</i> , 1964, 17 , 1336.
CAJMAB	<i>Chem. Z.</i> , 1983, 107 , 169.	MNPSIL	<i>J. Am. Chem. Soc.</i> , 1969, 91 , 4134.
CANLUY	<i>Tetrahedron Lett.</i> , 1983, 24 , 4337.	MODIAZ	<i>J. Heterocycl. Chem.</i> , 1980, 17 , 1217.
CASSAQ	<i>J. Struct. Chem.</i> , 1983, 2 , 101.	MOPHTE	<i>Acta Chem. Scand., Ser. A</i> , 1980, 34 , 333.
CASTOF10	<i>Acta Crystallogr., Sect. C</i> , 1984, 40 , 1879.	MORTRS10	<i>J. Chem. Soc., Dalton Trans.</i> , 1980, 628.
CASYOK	<i>J. Struct. Chem.</i> , 1983, 2 , 107.	NAPSEZ10	<i>J. Am. Chem. Soc.</i> , 1980, 102 , 5070.
CECHEX	<i>Z. Anorg. Allg. Chem.</i> , 1984, 508 , 61.	NBBZAM	<i>Z. Naturforsch., Teil B</i> , 1977, 32 , 1416.
CECXEN	<i>J. Struct. Chem.</i> , 1983, 2 , 207.	OPIMAS	<i>Aust. J. Chem.</i> , 1977, 30 , 2417.
CEDCUJ	<i>J. Org. Chem.</i> , 1983, 48 , 5149.	OPNTEC10	<i>J. Chem. Soc., Dalton Trans.</i> , 1982, 251.
CEHKAB	<i>Z. Naturforsch., Teil B</i> , 1984, 39 , 139.	PHASCL	<i>Acta Crystallogr., Sect. B</i> , 1981, 37 , 1357.
CELDOM	<i>Acta Crystallogr., Sect. C</i> , 1984, 40 , 556.	PHASOC01	<i>Aust. J. Chem.</i> , 1975, 28 , 15.
CESSAU	<i>Acta Crystallogr., Sect. C</i> , 1984, 40 , 653.	PNPOSI	<i>J. Am. Chem. Soc.</i> , 1968, 90 , 5102.
CETTAW	<i>Chem. Ber.</i> , 1984, 117 , 1089.	SEBZQI	<i>J. Chem. Soc., Chem. Commun.</i> , 1977, 325.
CETUTE	<i>Acta Chem. Scand., Ser. A</i> , 1975, 29 , 763.	SPSEBU	<i>Acta Chem. Scand., Ser. A</i> , 1979, 33 , 403.
CEYLUN	<i>Izv. Akad. Nauk SSSR, Ser. Khim.</i> , 1983, 2744.	TEACBR	<i>Cryst. Struct. Commun.</i> , 1974, 3 , 753.
CIFZUM	<i>Acta Chem. Scand., Ser. A</i> , 1984, 38 , 289.	THINBR	<i>J. Am. Chem. Soc.</i> , 1970, 92 , 4002.
CIHRAM	<i>Angew. Chem., Int. Ed. Engl.</i> , 1984, 23 , 302.	TMPBTI	<i>Acta Crystallogr., Sect. B</i> , 1975, 31 , 1116.
CILRUK	<i>J. Chem. Soc., Chem. Commun.</i> , 1984, 1023.	TPASSN	<i>J. Chem. Soc., Dalton Trans.</i> , 1977, 514.
CILSAR	<i>J. Chem. Soc., Chem. Commun.</i> , 1984, 1021.	TPASTB	<i>Cryst. Struct. Commun.</i> , 1976, 5 , 39.
CIMHIP	<i>Acta Crystallogr., C</i> , 1984, 40 , 1458.	TPHOSI	<i>Z. Naturforsch., Teil B</i> , 1979, 34 , 1064.
CINTEY	<i>Dokl. Akad. Nauk SSSR</i> , 1984, 274 , 615.	TTEBPZ	<i>Z. Naturforsch., Teil B</i> , 1979, 34 , 256.
CIPBUY	<i>J. Struct. Chem.</i> , 1983, 2 , 281.	ZCMXSP	<i>Cryst. Struct. Commun.</i> , 1977, 6 , 93.
CISMUM	<i>Z. Naturforsch., Teil B</i> , 1984, 39 , 485.		
CISTED	<i>Z. Anorg. Allg. Chem.</i> , 1984, 511 , 95.		

BOND LENGTHS IN ORGANOMETALLIC COMPOUNDS

This table summarizes the average values of interatomic distances of representative metal–ligand bonds. Sigma bonds between *d*- and *f*-block metals and the elements C, N, O, P, S, and As are included. The values are extracted from a much larger list in Reference 1. The tabulated values are the unweighted means of reported measurements on compounds in each category. If four or more measurements are available, the standard deviation is given in parentheses. All values are in Ångstrom units (10^{-10} m).

The first part of the table covers metal–carbon bonds in different ligand categories, while the second part covers metal bonds to

other elements. R stands for any alkyl group; Me for a CH_3 group; C_6R_5 indicates an aryl group; and $\text{C}(=\text{O})\text{R}$ an acyl group. Metals are listed in atomic number order.

Reference

1. Orpen, A. G., Brammer, L., Allen, F. H., Kennard, O., Watson, D. G., and Taylor, R., *J. Chem. Soc. Dalton Trans.*, 1989, S1–S83.

M	M–CH ₃	M–CH ₂ R	M–CR=CR ₂	M–C ₆ R ₅	M–C(=O)R
Ti		2.167	2.215(0.042)	2.148	
V				2.114(0.012)	
Cr	2.168		2.035(0.009)	2.075(0.019)	
Mn	2.095(0.030)	2.176(0.024)	2.007	2.064(0.021)	2.044
Fe	2.074	2.091(0.030)	1.991(0.039)	2.031(0.062)	1.997(0.033)
Co	2.014(0.023)	2.039(0.032)	1.934(0.019)	1.974	1.990
Ni	2.029	1.964	1.892(0.017)	1.917(0.038)	1.850(0.059)
Cu				2.020	
Zn		1.964			
Zr	2.292(0.049)		2.257		
Nb	2.336	1.319			
Mo	2.254(0.065)	2.250(0.061)	2.204(0.049)	2.193(0.054)	2.109
Ru	2.179(0.045)	2.036(0.010)	2.063	2.092(0.057)	2.091
Rh	2.092(0.027)	2.100	2.040(0.054)	2.011(0.026)	1.995(0.031)
Pd		2.028	2.000(0.024)	1.981(0.032)	1.982(0.029)
Hf	2.275(0.049)		2.205		
Ta	2.217(0.035)	2.225(0.056)		2.199(0.073)	
W	2.189(0.039)	2.175	2.224		
Re	2.173(0.051)	2.290		2.027	2.190(0.027)
Os		2.221	2.052	2.090(0.032)	2.161
Ir	2.175		2.071(0.044)	2.070(0.038)	2.019
Pt	2.083(0.045)	2.062(0.031)	2.024(0.037)	2.049(0.046)	1.991(0.025)
Au	2.066(0.045)		2.042	2.059(0.024)	
Hg	2.072(0.026)	2.125		2.086(0.040)	
Th	2.567				

M	M-NH ₃	M-OH ₂	M-PMe ₃	M-SR	M-AsR ₃
Ti		2.066(0.052)		2.369	2.686
V		2.129(0.131)	2.510(0.010)	2.378(0.007)	
Cr	2.069(0.008)	1.997(0.070)	2.389(0.069)	2.362	2.460(0.040)
Mn		2.189(0.040)	2.455(0.164)	2.366(0.054)	2.400(0.013)
Fe		2.085(0.066)	2.246(0.042)	2.271(0.028)	2.352(0.043)
Co	1.965(0.021)	2.085(0.064)	2.217(0.043)	2.254(0.025)	2.323(0.021)
Ni	2.074(0.093)	2.079(0.038)	2.204(0.031)	2.187(0.007)	2.333(0.035)
Cu	1.987(0.017)	2.186(0.215)			2.367(0.016)
Zn	2.044	2.090(0.061)		2.295	
Y		2.398(0.068)			
Zr			2.692		
Nb		2.248(0.137)			2.741(0.008)
Mo	2.217	2.201(0.094)	2.462(0.046)	2.401(0.050)	2.582(0.036)
Ru	2.126(0.024)	2.074(0.051)	2.307(0.050)		2.446(0.031)
Rh	2.114(0.018)	2.190(0.096)	2.266(0.036)		2.416(0.039)
Pd	2.032	2.200	2.287(0.018)		2.386(0.052)
Ag		2.350			
Cd		2.318(0.065)		2.444	
La		2.556(0.062)			
Ce		2.565(0.063)			
Pr		2.518(0.038)			
Nd		2.533(0.058)			
Sm		2.459(0.050)			
Eu		2.441(0.055)			
Gd		2.443(0.074)			
Tb		2.455			
Dy		2.409(0.074)			
Ho		2.407(0.069)			
Er		2.404(0.083)			
Yb		2.353(0.066)			
Lu		2.404(0.116)			
Ta			2.589(0.044)		
W		2.115(0.065)	2.485(0.039)		
Re	2.253	2.199(0.091)	2.369(0.065)		2.575(0.006)
Os	2.136	2.166	2.328(0.029)		
Ir	2.050(0.021)		2.323(0.028)	2.461	
Pt			2.295(0.036)	2.320(0.015)	2.366(0.058)
Au		2.157		2.293	
Hg		2.690(0.083)		2.402(0.065)	
Th		2.483(0.032)			
U		2.455(0.047)			

STRUCTURE OF FREE MOLECULES IN THE GAS PHASE

David R. Lide

This table gives information on the geometric structure of selected molecules in the gas phase, including the overall geometry, interatomic distances, and bond angles. The molecules have been chosen to provide data on a wide variety of chemical bonds and to illustrate the influence of molecular environment on bond distances and angles. The table is restricted to molecules with conventional covalent or ionic bonds, but it should be pointed out that structure data on many loosely bonded complexes of the van der Waals type have recently become available. The references below contain data on many molecules that are not included here and give additional information such as uncertainties and isotopic variations.

The two techniques for gas phase structure determination are spectroscopy and electron diffraction. The following codes are used to indicate the method used for each set of data:

- ED – Gas phase electron diffraction
- MW – Microwave spectroscopy, including both measurements in bulk gases and molecular beams
- IR – Infrared spectroscopy
- R – Raman spectroscopy
- UV – Electronic spectroscopy in the ultraviolet and visible regions, including fluorescence measurements
- ESR – Electron spin resonance.

In some cases data from two sources have been combined to derive the structure; these are labeled by “ED, MW,” for example.

Because of the internal vibrations that are present in all molecules, even in their lowest energy state, the definition of interatomic distance is not a simple matter. The ideal measure is the equilibrium distance in the hypothetical non-vibrating state, designated by r_e . This is the value of the separation of the atoms at the minimum of the potential function that describes the forces between the two atoms. All other measures represent some form of average, generally complex, over the vibrational motions. Since the potential function is asymmetric and less steep at distances beyond the potential minimum, the average distance is normally greater than r_e . Distances determined by electron diffraction (ED) represent an average over all vibrational states that are populated at the temperature of the measurement; the most common measure is designated r_g . Distances determined by spectroscopy (MW, IR, R, or UV) through measurements on the ground vibrational state of the molecule, designated by r_0 , describe some form of average, not easily defined, over the zero-point vibrations. Another measure that is frequently used in microwave spectroscopy is the “substitution” distance r_s , which is operationally defined through a series of measurements on different isotopic species. In simple cases, r_s often lies between r_0 and r_e and is therefore a closer approximation to r_e . Several other types of averages have been used; good discussions can be found in Volumes II/25 and II/28 of the *Landolt-Börnstein* series (Reference 1) and in References 4 and 5.

Unless otherwise specified, distances and angles given in this table are r_0 values if the method is spectroscopic and r_g values if the method is electron diffraction. When given, equilibrium and substitution distances are designated by r_e and r_s , respectively.

Many interatomic distances and angles calculated by *ab initio* techniques have been reported in the recent literature. However, it should be emphasized that all data in this table are obtained from direct experimental measurements. In a few cases, *ab initio* calculations of vibration-rotation interaction constants have been combined with the primary experimental measurements to derive r_e values in the table.

The number of significant figures in the values is an indication of the precision of the measurement; thus a distance quoted to three decimal places is probably reliable to about 0.005 Å or better. However, discrepancies between r_e , r_0 , and r_s values for the same bond are often the order of 0.01 Å because of vibrational averaging considerations, so care must be taken in comparing bond distances in different molecules. Some distances in simple molecules are given here to four or five decimal places, but little chemical significance can be attached to differences beyond the third decimal place.

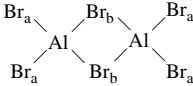
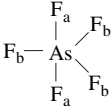
The table is presented in two parts: Part A covers molecules that do not contain carbon while Part B lists carbon-containing molecules. Because many of the entries in Part A are free radicals or other transient species whose systematic chemical names are unfamiliar, the listing in Part A is in order of chemical formula. Part B is ordered by name. In both parts the second column gives information on the overall configuration of the molecule, often indicated by the point group of the equilibrium geometry. Columns 3 through 8 give the values of the bond distances and angles, and the last column indicates the experimental method. Distances are given in Å units, where 1 Å = 10^{-10} m or 0.1 nm. Angles are given in degrees.

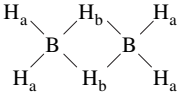
The efforts of Kozo Kuchitsu in preparing an earlier version of this table and in giving advice on the new version are gratefully acknowledged.

References

1. *Landolt-Börnstein Numerical Data and Functional Relationships in Science and Technology*, Springer-Verlag, Berlin. The following volumes are in the series *Structure Data of Free Polyatomic Molecules*: II/7, 1976
II/15, 1987
II/21, *Supplement to II/7 and II/15*, 1992
II/23, *Supplement to II/7, II/15, and II/21*, 1995
II/25A, *Inorganic Molecules*, 1998
II/25B, *Molecules Containing One or Two Carbon Atoms*, 1999
II/25C, *Molecules Containing Three or Four Carbon Atoms*, 2000
II/25D, *Molecules Containing Five or More Carbon Atoms*, 2003
II/28A, *Inorganic Molecules*, 2006
II/28B, *Molecules Containing One or Two Carbon Atoms*, 2006
II/28C, *Molecules Containing Three or Four Carbon Atoms*, 2007
II/28D, *Molecules Containing Five or More Carbon Atoms*, 2007.
2. Harmony, M. D., Laurie, V. W., Kuczkowski, R. L., Schwendeman, R. H., Ramsay, D. A., Lovas, F. J., Lafferty, W. J., and Maki, A. G., “Molecular Structure of Gas-Phase Polyatomic Molecules Determined by Spectroscopic Methods”, *J. Phys. Chem. Ref. Data*, 8, 619, 1979.
3. Huber, K. P., and Herzberg, G., *Molecular Spectra and Molecular Structure IV. Constants of Diatomic Molecules*, Van Nostrand Reinhold, London, 1979.
4. Hargittai, M., “Molecular Structure of Metal Halides,” *Chem. Rev.* 100, 2233-2301, 2000.
5. Harmony, M. D., and Berry, R. J., *Struct. Chem.* 1, 49, 1989.

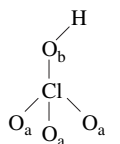
Part 1 Molecules Not Containing Carbon

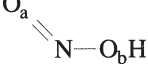
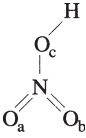
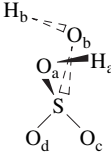
Formula	Structure	Bond distances in Å and angles in degrees						Method
AgBr		Ag—Br (r_e)	2.3931					MW
AgCl		Ag—Cl (r_e)	2.2808					MW
AgF		Ag—F (r_e)	1.9832					MW
AgH		Ag—H (r_e)	1.617					UV
AgI		Ag—I (r_e)	2.5446					MW
AgLi		Ag—Li	2.41					UV
AgO		Ag—O (r_e)	2.0030					UV
AgOH	bent	Ag—O	2.016	O—H	0.952	∠HOAg	108.3 (ass.)	MW
AlBr		Al—Br (r_e)	2.295					UV
AlBr ₃	D _{3h}	Al—Br	2.221					ED
AlCa		Al—Ca	3.148					UV
AlCl		Al—Cl (r_e)	2.1301					MW
AlCl ₃	D _{3h}	Al—Cl	2.063					ED
AlCo		Al—Co	2.283					UV
AlCu		Al—Cu	2.339					UV
AlF		Al—F (r_e)	1.6544					MW
AlF ₃	D _{3h}	Al—F	1.633					ED
AlH		Al—H (r_e)	1.6482					UV
AlI		Al—I (r_e)	2.5371					MW
AlI ₃	D _{3h}	Al—I	2.461					ED
AlK		Al—K	3.88					UV
AlMn		Al—Mn	2.638					UV
AlNi		Al—Ni	2.321					UV
AlO		Al—O (r_e)	1.6176					UV
AlS		Al—S (r_e)	2.029					UV
AlV		Al—V	2.620					UV
AlZn		Al—Zn	2.696					UV
Al ₂		Al—Al (r_e)	2.701					UV
Al ₂ Br ₆		Al—Br _a ∠Br _b AlBr _b	2.234 91.6	Al—Br _b ∠Br _a AlBr _a	2.433 122			ED
	D _{2h}							
Al ₂ Cl ₆	See Al ₂ Br ₆	Al—Cl _a ∠Cl _b AlCl _b	2.061 90.0	Al—Cl _b ∠Cl _a AlCl _a	2.250 122			ED
	D _{2h}							
AsBr ₃	C _{3v}	As—Br	2.324	∠BrAsBr	99.6			ED
AsCl ₃	C _{3v}	As—Cl	2.165	∠ClAsCl	98.6			ED, MW
AsF ₃	C _{3v}	As—F	1.710	∠FAsF	95.9			ED, MW
AsF ₅		As—F _a	1.711	As—F _b	1.656			ED
	D _{3h}							
AsH		As—H (r_e)	1.5232					UV
AsH ₃	C _{3v}	As—H (r_e)	1.511	∠HASH (θ_e)	92.1			MW, IR
AsI ₃	C _{3v}	As—I	2.557	∠IASI	100.2			ED
AsN		As—N (r_e)	1.6184					UV
AsO		As—O (r_e)	1.6236					UV
AsP		As—P (r_e)	1.99954					MW
As ₂		As—As (r_e)	2.1026					UV
AuH		Au—H (r_e)	1.5237					UV
Au ₂		Au—Au (r_e)	2.4719					UV
BBr		B—Br (r_e)	1.888					UV
BBr ₃	D _{3h}	B—Br	1.893					ED
BCl		B—Cl (r_e)	1.7153					UV
BClF ₂	C _{2v}	B—Cl (r_s)	1.728	B—F	1.315	∠FBF	118.1	MW


Formula	Structure	Bond distances in Å and angles in degrees						Method
BCl ₃	D _{3h}	B—Cl	1.742					ED
BF		B—F (<i>r_e</i>)	1.2626					UV
BF ₂ H		B—H	1.189	B—F	1.311	∠FBF	118.3	MW
BF ₂ OH	F _a F _b BOH planar F _a <i>cis</i> to OH	B—F _a (<i>r_e</i>) ∠FBF (<i>θ_e</i>) O—H (<i>r_e</i>)	1.3229 118.36 0.9574	B—F _b (<i>r_e</i>) ∠F _a BO (<i>θ_e</i>)	1.3129 122.25	B—O (<i>r_e</i>) ∠BOH (<i>θ_e</i>)	1.3448 113.14	MW
BF ₃	D _{3h}	B—F	1.313					ED, IR
BH		B—H (<i>r_e</i>)	1.2325					UV
BH ₂ NH ₂	planar	B—N ∠HBH	1.391 122.2	B—H ∠HNNH	1.195 114.2	N—H	1.004	MW
BH ₃	planar	B—H	1.1900					IR
BH ₃ PH ₃	staggered form	B—P ∠PBH ∠HPH	1.937 103.6 101.3	B—H ∠BPH	1.212 116.9	P—H ∠HBH	1.399 114.6	MW
BI ₃	D _{3h}	B—I	2.118					ED
BN		B—N (<i>r_e</i>)	1.281					UV
BO		B—O (<i>r_e</i>)	1.2045					EPR
BO ₂	linear	B—O	1.265					UV
BS		B—S	1.6091					UV
B ₂		B—B (<i>r_e</i>)	1.590					UV
B ₂ H ₆		B—H _a ∠H _a BH _a	1.19 122	B—H _b ∠H _b BH _b	1.33 97	B...B	1.77	IR, ED
B ₃ H ₃ O ₃		B—O	1.376	∠BOB	120	∠OBO	120	ED
B ₃ H ₆ N ₃	C ₂	B—N ∠BNB	1.435 121	B—H ∠NBN	1.26 118	N—H	1.05	ED
BaBr		Ba—Br (<i>r_e</i>)	2.8445					UV
BaBr ₂		Ba—Br	2.912	∠BrBaBr	137.0			ED
BaCl		Ba—Cl (<i>r_e</i>)	2.6828					UV
BaF		Ba—F (<i>r_e</i>)	2.163					UV
BaH		Ba—H (<i>r_e</i>)	2.2318					UV
BaI		Ba—I (<i>r_e</i>)	3.0848					UV
BaI ₂		Ba—I	3.150	∠IBaI	137.6			ED
BaO		Ba—O (<i>r_e</i>)	1.9397					MW
BaOH	linear	Ba—O	2.200	O—H	0.927			UV
BaS		Ba—S (<i>r_e</i>)	2.5074					MBE
BeCl ₂	linear	Be—Cl (<i>r_e</i>)	1.791					ED, IR
BeF		Be—F (<i>r_e</i>)	1.3609					UV
BeF ₂	linear	Be—F (<i>r_e</i>)	1.3730					IR
BeH		Be—H (<i>r_e</i>)	1.3431					UV
BeH ₂	linear	Be—H(<i>r_e</i>)	1.3264					IR
BeO		Be—O (<i>r_e</i>)	1.3308					UV
BeS		Be—S (<i>r_e</i>)	1.7415					UV
BiBr		Bi—Br (<i>r_e</i>)	2.6095					MW
BiBr ₃	C _{3v}	Bi—Br	2.577	∠BrBiBr	98.6			ED
BiCl		Bi—Cl (<i>r_e</i>)	2.4716					MW
BiCl ₃	C _{3v}	Bi—Cl	2.424	∠ClBiCl	97.5			ED
BiF		Bi—F (<i>r_e</i>)	2.0516					MW
BiF ₃	C _{3v}	Bi—F	1.987	∠FBiF	96.1			ED
BiH		Bi—H (<i>r_e</i>)	1.805					UV
BiI		Bi—I (<i>r_e</i>)	2.8005					MW
BiI ₃	C _{3v}	Bi—I	2.807	∠IBiI	99.5			ED
BiO		Bi—O (<i>r_e</i>)	1.934					UV
BiP		Bi—P (<i>r_e</i>)	2.29345					IR
Bi ₂		Bi—Bi (<i>r_e</i>)	2.6596					UV
BrCl		Br—Cl (<i>r_e</i>)	2.1361					MW
BrF		Br—F (<i>r_e</i>)	1.7590					MW
BrF ₃	F _a —Br—F _a F _b C _{2v}	Br—F _a Br—F _b	1.810 1.721	∠F _{ax} BrF _{eq}	85.1	∠F _a BrF _b	86.2	MW

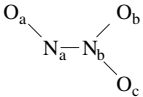
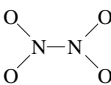
Formula	Structure	Bond distances in Å and angles in degrees						Method
BrF ₅	C _{4v}	Br—F (av.)	1.753	(Br—F _{eq}) – (Br—F _{ax})	0.069	∠F _{ax} BrF _{eq}	85.1	ED, MW
BrN ₃	BrN _a N _b N _c planar	N _a —N _b ∠NNN	1.113 (ass.) 170.7	N _b —N _c ∠BrNN	1.247 109.7	N _a —Br	1.899	ED
BrO		Br—O (<i>r</i> _e)	1.7172					MW
BrO ₂	C _{2v}	Br—O (<i>r</i> _e)	1.644	∠OBrO (<i>θ</i> _e)	114.3			MW
Br ₂		Br—Br (<i>r</i> _e)	2.2811					R
CaBr ₂	linear	Ca—Br	2.62					ED
CaCl		Ca—Cl (<i>r</i> _e)	2.43676					UV
CaCl ₂	linear	Ca—Cl	2.483					ED
CaF		Ca—F (<i>r</i> _e)	1.967					UV
CaH		Ca—H (<i>r</i> _e)	2.002					UV
CaI		Ca—I (<i>r</i> _e)	2.8286					UV
CaI ₂	linear	Ca—I	2.840					ED
CaO		Ca—O (<i>r</i> _e)	1.8221					UV
CaOH	linear	Ca—O	1.985	O—H	0.921			UV
CaS		Ca—S (<i>r</i> _e)	2.3178					UV
CdH		Cd—H (<i>r</i> _e)	1.781					EPR
CdH ₂	linear	Cd—H	1.6792					IR
CdBr ₂	linear	Cd—Br	2.394					ED
CdCl ₂	linear	Cd—Cl	2.284					ED
CdI ₂	linear	Cd—I	2.582					ED
CeF ₄	T _d	Ce—F	2.036					ED
CeI ₃	quasiplanar	Ce—I	2.948					ED
ClBS	linear	B—Cl	1.681	B—S	1.606			MW
ClF		Cl—F (<i>r</i> _e)	1.6283					MW
ClF ₃	F _a —Cl—F _a F _b	Cl—F _a	1.698	Cl—F _b	1.598	∠F _a ClF _b	87.5	MW
ClN ₃	ClN _a N _b N _c planar	N _a —N _b ∠NNN	1.253 171.0	N _b —N _c ∠ClNN	1.113 108.7	N _a —Cl	1.746	MW
ClO		Cl—O (<i>r</i> _e)	1.5696					MW, UV
ClO ₂	C _{2v}	Cl—O	1.470	∠OClO	117.38			MW
Cl ₂		Cl—Cl (<i>r</i> _e)	1.9878					UV
Cl ₂ O	C _{2v}	Cl—O	1.6959	∠ClOCl	110.89			MW
CoBr ₂	linear	Co—Br	2.241					ED
CoCl ₂	linear	Co—Cl	2.113					ED
CoF ₂	linear	Co—F	1.754	[Co—F (<i>r</i> _e)]	1.738			ED
CoF ₃	D _{3h}	Co—F	1.732					ED
CoH		Co—H (<i>r</i> _e)	1.542					UV
CrF ₂	linear	Cr—F	1.795					ED
CrF ₃	D _{3h}	Cr—F	1.732					ED
CrF ₄	T _d	Cr—F	1.706					ED
CrH		Cr—H (<i>r</i> _e)	1.656					UV
CrO		Cr—O (<i>r</i> _e)	1.615					UV
CsBr		Cs—Br (<i>r</i> _e)	3.0723					MW
CsCl		Cs—Cl (<i>r</i> _e)	2.9063					MW
CsF		Cs—F (<i>r</i> _e)	2.3454					MW
CsH		Cs—H (<i>r</i> _e)	2.4938					UV
CsI		Cs—I (<i>r</i> _e)	3.3152					MW
CsO		Cs—O (<i>r</i> _e)	2.3007					MW
CsOH	linear; large amplitude bending mode	Cs—O (<i>r</i> _e)	2.395	O—H (<i>r</i> _e)	0.97			MW
Cs ₂		Cs—Cs (<i>r</i> _e)	4.47					UV
CuBr		Cu—Br (<i>r</i> _e)	2.1734					MW
CuCl		Cu—Cl (<i>r</i> _e)	2.0512					MW
CuF		Cu—F (<i>r</i> _e)	1.7449					MW
CuF ₂	linear	Cu—F	1.713					ED
CuH		Cu—H (<i>r</i> _e)	1.4626					UV
CuI		Cu—I (<i>r</i> _e)	2.3383					MW
CuLi		Cu—Li	2.26					UV
CuO		Cu—O (<i>r</i> _e)	1.7244					UV

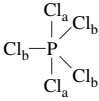
Formula	Structure	Bond distances in Å and angles in degrees						Method
CuOH	bent	Cu—O (r_s)	1.769	O—H	0.952	\angle HOCu	110.24 (θ_s)	MW
CuS		Cu—S	2.051					UV
Cu ₂		Cu—Cu (r_e)	2.2197					UV
DyBr ₃	quasiplanar	Dy—Br	2.609					ED
DyCl ₃	quasiplanar	Dy—Cl	2.461					ED
FN ₃	planar	N _a —N _b	1.253	N _b —N _c	1.132	N _a —F	1.439	MW
		\angle NNN	170.3	\angle FNN	103.8			
F ₂		F—F (r_e)	1.4119					R
FeBr ₂	linear	Fe—Br	2.294					ED
FeCl ₂	linear	Fe—Cl	2.132					UV,ED
FeF ₂	linear	Fe—F	1.769	[Fe—F (r_e)]	1.755			ED
FeF ₃	D _{3h}	Fe—F	1.763					ED
FeH		Fe—H	1.620					IR
FeO		Fe—O	1.444					UV
FeS		Fe—S	2.017					MW
GaBr		Ga—Br (r_e)	2.3525					MW
GaBr ₃	D _{3h}	Ga—Br	2.249					ED
GaCl		Ga—Cl (r_e)	2.2017					MW
GaCl ₃	D _{3h}	Ga—Cl	2.110					ED
GaF		Ga—F (r_e)	1.7744					MW
GaF ₃	D _{3h}	Ga—F	1.725					ED
GaH		Ga—H (r_e)	1.663					UV
GaI		Ga—I (r_e)	2.5747					MW
GaI ₃	D _{3h}	Ga—I	2.458					ED
GaO		Ga—O	1.744					UV
Ga ₂ Br ₆	See Al ₂ Br ₆	Ga—Br _a	2.250	Ga—Br _b	2.453			ED
	D _{2h}	\angle Br _a GaBr _a	92.7	\angle Br _b GaBr _b	123			
Ga ₂ Cl ₆	See Al ₂ Br ₆	Ga—Cl _a	2.116	Ga—Cl _b	2.305			ED
	D _{2h}	\angle Cl _a GaCl _a	90	\angle Cl _b GaCl _b	124.5			
GdBr ₃	C _{3v}	Gd—Br	2.641					ED
GdCl ₃	C _{3v}	Gd—Cl	2.488					ED
GdF ₃	C _{3v}	Gd—F	2.053					ED
GdI ₃	C _{3v}	Gd—I	2.840	\angle IGdI	108			ED
GeBrH ₃	C _{3v}	Ge—H	1.526	Ge—Br	2.299	\angle HGeH	106.2	MW, IR
GeBr ₂		Ge—Br (r_e)	2.359	\angle BrGeBr	101.0			ED
GeBr ₄	T _d	Ge—Br	2.272					ED
GeClH ₃	C _{3v}	Ge—H	1.537	Ge—Cl	2.150	\angle HGeH	111.0	IR, MW
GeCl ₂		Ge—Cl (r_e)	2.186	\angle ClGeCl	100.3			ED
GeCl ₄	T _d	Ge—Cl	2.113					ED
GeFH ₃	C _{3v}	Ge—H	1.522	Ge—F	1.732	\angle HGeH	113.0	MW, IR
GeF ₂		Ge—F (r_e)	1.7321	\angle FGeF (θ_e)	97.15			MW
GeH		Ge—H (r_e)	1.5880					UV
GeHI		Ge—I	2.525	Ge—H	1.593	\angle HGeI	93.5	UV
GeH ₄	T _d	Ge—H	1.5251					IR, R
GeI ₂		Ge—I	2.540	\angle IGeI	102.1			ED
GeI ₄	T _d	Ge—I	2.515					ED
GeO		Ge—O (r_e)	1.6246					MW
GeS		Ge—S (r_e)	2.0121					MW
GeSe		Ge—Se (r_e)	2.1346					MW
GeTe		Ge—Te (r_e)	2.3402					MW
Ge ₂ H ₆		Ge—Ge	2.403	Ge—H	1.541			ED
		\angle HGeH	106.4	\angle GeGeH	112.5			
HBr		H—Br (r_e)	1.4145					MW
HCl		H—Cl (r_e)	1.2746					MW
HCIO	CIOH (bent)	Cl—O	1.690	O—H	0.975	\angle HOCl	102.5	MW, IR
HCIO ₄		Cl—O _a	1.407	Cl—O _b	1.639			ED
		\angle O _a ClO _a	114.3	\angle O _a ClO _b	104.1			


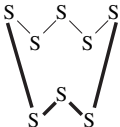


Formula	Structure	Bond distances in Å and angles in degrees						Method
HF		H—F (r_e)	0.9169					MW
HFO	FOH (bent)	F—O	1.442	O—H	0.96	\angle HOF	97.2	MW
HI		H—I (r_e)	1.6090					MW
HIO	IOH (bent)	I—O	1.9941	O—H	0.967	\angle HOI	103.9	MW
HNO	bent	N—O	1.212	N—H	1.063	\angle HNO	108.6	UV
HNO ₂		<i>s-trans</i> conformer		<i>s-cis</i> conformer				MW
		O _b —H	0.958	O _b —H	0.98			
		N—O _b	1.432	N—O _b	1.39			
		N—O _a	1.170	N—O _a	1.19			
		\angle O _a NO _b	110.7	\angle O _a NO _b	114			
		\angle NO _b H	102.1	\angle NO _b H	104			
HNO ₃		N—O _a	1.20	N—O _b	1.21	N—O _c	1.41	MW
		O _c —H	0.96	\angle O _c NO _b	115.9	\angle HO _c N	102.2	
		\angle O _c NO _a	113.9					
HNSO	planar planar <i>cis</i>	N—S	1.512	S—O	1.451	N—H	1.029	MW
		\angle NSO	120.4	\angle HNS	115.8			
HN ₃	HN _a N _b N _c planar	N _a —N _b	1.245	N _b —N _c	1.134	N _a —H	1.015	MW
		\angle NNN	171.8	\angle HNN	109.2			
HPO		P—O	1.4843	P—H	1.473	\angle HPO	104.57	MW
H ₂		H—H (r_e)	0.74144					UV
H ₂ O	C _{2v}	O—H (r_e)	0.9575	\angle HOH (θ_e)	104.51			MW, IR
H ₂ O ₂	C ₂	O—O	1.475	\angle OOH	94.8	dihedral angle	119.8	IR
H ₂ S	C _{2v}	H—S (r_e)	1.3356	\angle HSH (θ_e)	92.12			MW, IR
H ₂ SO ₄		O—H	0.97	S—O _a	1.574	S—O _c	1.422	MW
		\angle O _a SO _b	101.3	\angle O _c SO _d	123.3	\angle O _a SO _c	108.6	
		\angle O _c SO _d	106.4	\angle H _a O _a S	108.5	dihedral angle	20.8	
		dihedral angle between the H _a O _a S and O _a SO _b planes	90.9	dihedral angle between the H _b SO _b and O _c SO _d planes	88.4	dihedral angle between the H _a O _a S and O _a SO _c planes		
H ₂ S ₂	C ₂ C ₂	S—S	2.055	S—H	1.327	\angle SSH	91.3	ED, MW
		dihedral angle	90.6					
HfBr ₄	T _d	Hf—Br	2.450					ED
HfCl ₄	T _d	Hf—Cl	2.316					ED
HfF		Hf—F	1.8596					UV
HfF ₄	T _d	Hf—F	1.909					ED
HfI ₄	T _d	Hf—I	2.662					ED
HgBr ₂	linear	Hg—Br	2.384					ED
HgCl ₂	linear	Hg—Cl	2.252					ED
HgH		Hg—H (r_e)	1.7404					UV
HgI ₂	linear	Hg—I	2.568					ED
HoCl ₃		Ho—Cl	2.462					ED
HoF ₃		Ho—F	2.007					ED
HoO		Ho—O	1.797					UV
IBr		I—Br (r_e)	2.4691					MW
ICl		I—Cl (r_e)	2.3210					MW
IF		I—F (r_e)	1.9098					UV
IF ₅	C _{4v}	I—F (av.)	1.860	(I—F _{eq}) — (I—F _{ax})	0.03	\angle F _{ax} IF _{eq}	82.1	ED, MW
IO		I—O (r_e)	1.8676					MW
I ₂		I—I (r_e)	2.6663					R
InBr		In—Br (r_e)	2.5432					MW
InCl		In—Cl (r_e)	2.4012					MW
InCl ₃		In—Cl	2.291					ED
InF		In—F (r_e)	1.9854					MW
InH		In—H (r_e)	1.8376					UV

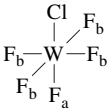
Formula	Structure	Bond distances in Å and angles in degrees						Method
InI		In—I (r_e)	2.7537					MW
IrF ₆	O _h	Ir—F	1.831					ED
KBH ₄	H _a (BH ₃)K (C _{3v})	B—H (BH ₃)	1.272	B—H _a	1.233	K—B	2.656	MW
KBr		K—Br (r_e)	2.8208					MW
KCl		K—Cl (r_e)	2.6667					MW
KF		K—F (r_e)	2.1716					MW
KH		K—H (r_e)	2.244					UV
KI		K—I (r_e)	3.0478					MW
KOH	linear; large amplitude bending mode	K—O	2.212	O—H	0.91			MW
K ₂		K—K (r_e)	3.9051					UV
KrF ₂	linear	Kr—F	1.89					ED
LaBr		La—Br (r_e)	2.65208					MW
LaBr ₃	C _{3v}	La—Br	2.742					ED
LaCl		La—Cl (r_e)	2.49804					MW
LaCl ₃	C _{3v}	La—Cl	2.589					ED
LaF		La—F (r_e)	2.02338					MW
LaI		La—I (r_e)	2.87885					MW
LaO		La—O (r_e)	1.82591					UV
LiBH ₄	H _a (BH ₃)Li (C _{3v})	B—H (H ₃)	1.257	B—H _a	1.218	Li—B	1.939	MW
LiBr		Li—Br (r_e)	2.1704					MW
LiCl		Li—Cl (r_e)	2.0207					MW
LiF		Li—F (r_e)	1.5639					MW
LiH		Li—H (r_e)	1.5949					MW
LiI		Li—I (r_e)	2.3919					MW
LiO		Li—O (r_e)	1.68822					UV
LiOH	linear	Li—O (r_e)	1.5776	O—H (r_e)	0.949			MW
Li ₂		Li—Li (r_e)	2.6729					UV
Li ₂ Cl ₂		Li—Cl	2.23	Cl—Cl	3.61	∠ClLiCl	108	ED
Li ₂ O	linear	Li—O	1.606					UV
LuBr ₃	C _{3v}	Lu—Br	2.557					ED
LuCl ₃	C _{3v}	Lu—Cl	2.417	∠ClLuCl	112			ED
LuI ₃	C _{3v}	Lu—I	2.768					ED
MgBr		Mg—Br (r_e)	2.34742					MW
MgCl		Mg—Cl (r_e)	2.1964					UV
MgCl ₂	linear	Mg—Cl	2.179					ED
MgF		Mg—F (r_e)	1.7500					UV
MgF ₂	linear	Mg—F	1.771					ED
MgH		Mg—H (r_e)	1.7297					UV
MgO		Mg—O (r_e)	1.749					UV
MgOH	linear	Mg—O	1.770	O—H	0.912			UV
Mg ₂		Mg—Mg (r_e)	3.891					UV
MnBr ₂	linear	Mn—Br	2.344					ED
MnCl ₂	linear	Mn—Cl	2.202					ED
MnF ₂	linear	Mn—F	1.811	[Mn—F (r_e)]	1.797			ED
MnH		Mn—H (r_e)	1.7308					UV
MnI ₂	linear	Mn—I	2.538					ED
MoCl ₄ O	C _{4v}	Mo—Cl	2.279	Mo—O	1.658			ED
		∠ClMoCl	87.2					
MoF ₄		Mo—F	1.851					ED
MoF ₆	O _h	Mo—F	1.821					ED
NBr		N—Br (r_e)	1.79					UV
NCl		N—Cl (r_e)	1.6107					UV
NClH ₂		N—H	1.017	N—Cl	1.748			MW, IR
		∠HNCI	103.7	∠HNNH	107			
NCl ₃		N—Cl	1.759	∠ClNCl	107.1			ED

Formula	Structure	Bond distances in Å and angles in degrees						Method
NF		N—F (r_e)	1.3170					UV
NF ₂		N—F	1.3528	∠FNF	103.18			MW
NH ₂		N—H	1.024	∠HNH	103.3			UV
NH ₂ NO ₂		N—N	1.427	N—H	1.005			MW
		dihedral angle between NH ₂ and NNO ₂ planes	128.2	∠HNH	115.2	∠ONO	130.1	
NH ₃	C _{3v}	N—H (r_e)	1.012	∠HNH (θ_e)	106.7			IR
NH ₄ Cl	H ₃ N...HCl (C _{3v})	N—Cl	3.136					MW
NH		N—H (r_e)	1.0362					LMR
NH ₂ OH	bisector of HNH angle is <i>trans</i> to OH bond	N—O	1.453	N—H	1.02	O—H	0.962	MW
				∠HNO	103.3	∠HNH	107	
						∠NOH	101.4	
NO		N—O (r_e)	1.1506					IR
NOCl		N—O	1.14	N—Cl	1.975	∠ONCl	113	MW
NOF		N—O	1.136	N—F	1.512	∠FNO	110.1	MW
NO ₂		N—O	1.193	∠ONO	134.1			MW
NO ₂ Cl	C _{2v}	N—O	1.202	N—Cl	1.840	∠ONO	130.6	MW
NO ₂ F	C _{2v}	N—O	1.1798	N—F	1.467	∠ONO	136	MW
NS		N—S (r_e)	1.4940					IR
N ₂		N—N (r_e)	1.0977					UV
N ₂ H ₄	H _a atom is closer to the C ₂ axis, H _b is farther from the C ₂ axis	N—N	1.449	N—H	1.021	∠NNH _b	106	ED, MW
		∠HNH	106.6 (ass.)	∠NNH _a	112			
		dihedral angle of internal rotation	91					
N ₂ O		N—N (r_e)	1.1284	N—O (r_e)	1.1841			MW, IR
N ₂ O ₃		N _a —N _b	1.864	N _a —O _a	1.142			MW
		N _b —O _b	1.202	N _b —O _c	1.217			
		∠O _a N _a N _b	105.05	∠N _a N _b O _b	112.72	∠N _a N _b O _c	117.47	
N ₂ O ₄		N—N	1.782	N—O	1.190	∠ONO	135.4	ED
NaBH ₄	D _{2h} H _a (BH ₃)Na (C _{3v})	B—H (BH ₃)	1.278	B—H _a	1.238	Na—B	2.308	MW
NaBr		Na—Br (r_e)	2.5020					MW
NaCl		Na—Cl (r_e)	2.3609					MW
NaF		Na—F (r_e)	1.9260					MW
NaH		Na—H (r_e)	1.8873					UV
NaI		Na—I (r_e)	2.7115					MW
NaO		Na—O (r_e)	2.05155					UV
Na ₂		Na—Na (r_e)	3.0789					UV
NbCl ₄	T _d	Nb—Cl	2.279					ED
NbCl ₅	D _{3h}	Nb—Cl _{ax}	2.307	Nb—Cl _{eq}	2.276			ED
NbO		Nb—O (r_e)	1.691					UV
NdI ₃	C _{3v}	Nd—I	2.879					ED
NiBr		Ni—Br	2.1963					UV
NiBr ₂	linear	Ni—Br	2.201					ED
NiCl ₂	linear	Ni—Cl	2.076					ED
NiF ₂	linear	Ni—F	1.729	[Ni—F (r_e)]	1.715			ED
NiH		Ni—H (r_e)	1.476					UV
NiI		Ni—I	2.348					UV
NpF ₆	O _h	Np—F	1.982					ED
OF		O—F (r_e)	1.3579					LMR
OF ₂	C _{2v}	O—F (r_e)	1.4053	∠FOF (θ_e)	103.07			MW
OH		O—H (r_e)	0.96966					UV
O(SiH ₃) ₂		Si—H	1.486	Si—O	1.634	∠SiOSi	144.1	ED
O ₂		O—O (r_e)	1.2074					MW

Formula	Structure	Bond distances in Å and angles in degrees						Method
O ₂ F ₂	C ₂	O—O	1.217	F—O	1.575	∠OOF	109.5	MW
		dihedral angle of internal rotation	87.5					
O ₃	C _{2v}	O—O (<i>r_e</i>)	1.2716	∠OOO (<i>θ_e</i>)	117.47			MW
OsF ₆	O _h	Os—F	1.832					ED
OsO ₄	T _d	Os—O	1.712					ED
PBr ₃	C _{3v}	P—Br	2.220	∠BrPBr	101.0			ED
PCl		P—Cl (<i>r_e</i>)	2.01461					UV
PCl ₃	C _{3v}	P—Cl	2.039	∠ClPCl	100.27			ED
PCl ₅		P—Cl _a	2.124	P—Cl _b	2.020			ED
	D _{3h}							
PF		P—F (<i>r_e</i>)	1.5896					UV
PF ₃	C _{3v}	P—F	1.570	∠FPF	97.8			ED, MW
PF ₅	D _{3h}	P—F _{eq}	1.534	P—F _{ax}	1.577			ED
PH		P—H (<i>r_e</i>)	1.4223					LMR
PH ₂		P—H	1.418	∠HPH	91.70			UV
PH ₃	C _{3v}	P—H	1.4200	∠HPH	93.345			MW
PN		N—P (<i>r_e</i>)	1.49087					MW
PO		O—P (<i>r_e</i>)	1.4759					UV
POCl ₃	C _{3v}	P—O	1.449	P—Cl	1.993	∠ClPCl	103.3	ED
POF ₃	C _{3v}	P—O	1.436	P—F	1.524	∠FPF	101.3	ED, MW
P ₂		P—P (<i>r_e</i>)	1.8931					UV
P ₂ F ₄	<i>trans conformer</i>	P—F	1.587	P—P	2.281	∠FPF	99.1	P ₂ F ₄
		∠PPF	95.4					
P ₄	T _d	P—P	2.21					ED
P ₄ O ₆	T _d	P—O	1.638	∠POP	126.4			ED
PbBr ₂	bent	Pb—Br (<i>r_e</i>)	2.598					ED
PbCl ₂	bent	Pb—Cl (<i>r_e</i>)	2.444					ED
PbCl ₄	T _d	Pb—Cl	2.369					ED
PbF		Pb—F (<i>r_e</i>)	2.0575					UV
PbF ₂	bent	Pb—F (<i>r_e</i>)	2.041					ED
PbH		Pb—H (<i>r_e</i>)	1.839					UV
PbI ₂	bent	Pb—I (<i>r_e</i>)	2.807					ED
PbO		Pb—O (<i>r_e</i>)	1.9218					MW
PbS		Pb—S (<i>r_e</i>)	2.2869					MW
PbSe		Pb—Se (<i>r_e</i>)	2.4022					MW
PbTe		Pb—Te (<i>r_e</i>)	2.5950					MW
PrCl ₃	C _{3v}	Pr—Cl	2.554					ED
PrF ₃	C _{3v}	Pr—F	2.091					ED
PrI ₃	C _{3v}	Pr—I	2.901	∠IPrI	113			ED
PtC		Pt—C (<i>r_e</i>)	1.6767					UV
PtH		Pt—H (<i>r_e</i>)	1.52852					UV
PtN		Pt—N (<i>r_e</i>)	1.682					MW
PtO		Pt—O (<i>r_e</i>)	1.7273					UV
PtS		Pt—S (<i>r_e</i>)	2.03983					MW
PtSi		Pt—Si (<i>r_e</i>)	2.0612					MW
PuF ₆	O _h	Pu—F	1.972					ED
RbBr		Rb—Br (<i>r_e</i>)	2.9447					MW
RbCl		Rb—Cl (<i>r_e</i>)	2.7869					MW
RbF		Rb—F (<i>r_e</i>)	2.2703					MW
RbH		Rb—H (<i>r_e</i>)	2.367					UV
RbI		Rb—I (<i>r_e</i>)	3.1768					MW
RbO		Rb—O (<i>r_e</i>)	2.25420					UV
RbOH	linear; large amplitude bending mode	Rb—O	2.301	O—H	0.957			MW
ReClO ₃	C _{3v}	Re—O	1.702	Re—Cl	2.229	∠ClReO	109.4	MW

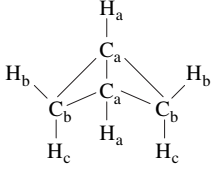
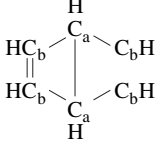
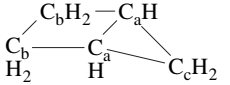
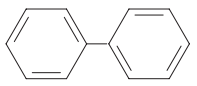
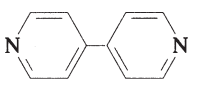
Formula	Structure	Bond distances in Å and angles in degrees						Method
ReClO ₄	C _{4v}	Re—O	1.663	Re—Cl	2.270	∠ClReO	105.5	ED
ReCl ₅	D _{3h}	Re—Cl _{eq}	2.238	Re—Cl _{ax}	2.263			ED
ReF ₆	O _h	Re—F	1.832					ED
ReF ₇	pseudorotation	Re—F	1.835					ED
RhB		Rh—B	1.691					UV
RhC		Rh—C	1.614					UV
RhS		Rh—S	2.059					UV
RuO ₄	T _d	Ru—O	1.706					ED
SCl ₂	C _{2v}	S—Cl	2.006	∠ClSCl	103.0			ED
SF		S—F (<i>r_e</i>)	1.6006					MW
SF ₂		S—F	1.5921	∠FSF	98.20			MW
SF ₆	O _h	S—F	1.561					ED
SH		S—H (<i>r_e</i>)	1.34066					UV
SO		S—O (<i>r_e</i>)	1.4811					MW
SOCl ₂		S—O	1.44	S—Cl	2.072			MW
		∠ClSCl	97.2	∠OSCl	108.0			
SOF ₂		S—O	1.420	S—F	1.583			ED
		∠FSF	92.2	∠OSF	106.2			
SOF ₄		S—O	1.403	S—F _a	1.575	S—F _b	1.552	ED
		∠OSF _a	90.7	∠OSF _b	124.9			
		∠F _a SF _b	89.6	∠F _b SF _b	110.2			
	C _{2v}							
SO ₂		S—O (<i>r_e</i>)	1.4308	∠OSO (<i>θ_e</i>)	119.329			MW
SO ₂ Cl ₂	C _{2v}	S—Cl	2.011	S—O	1.404			ED
		∠ClSCl	100.0	∠OSO	123.5			
SO ₂ F ₂	C _{2v}	S—F	1.530	S—O	1.397			ED
		∠FSF	97	∠OSO	123			
SO ₃	D _{3h}	S—O	1.4198					IR
S(SiH ₃) ₂		Si—S	2.136	Si—H	1.494	∠SiSSi	97.4	ED
S ₂		S—S (<i>r_e</i>)	1.8892					R
S ₂ Br ₂	C ₂	S—Br	2.24	S—S	1.98	∠SSBr	105	ED
		dihedral angle of internal rotation	83.5					
S ₂ Cl ₂	C ₂	S—Cl	2.057	S—S	1.931	∠SSCl	108.2	ED
		dihedral angle of internal rotation	84.1					
S ₂ O ₂	planar <i>cis</i> form	S—S	2.025	S—O	1.458	∠OSS	112.8	MW
S ₈		S—S	2.07	∠SSS	105	(D _{4d})		ED
SbBr ₃	C _{3v}	Sb—Br	2.490	∠BrSbBr	98.2			ED
SbCl ₃	C _{3v}	Sb—Cl	2.334	∠ClSbCl	97.1			ED
SbCl ₅	D _{3h}	Sb—Cl _{eq}	2.277	Sb—Cl _{ax}	2.338			ED
SbF		Sb—F (<i>r_e</i>)	1.918					UV
SbF ₃	C _{3v}	Sb—F	1.880	∠FSbF	94.9			ED
SbH		Sb—H	1.723					UV
SbH ₃	C _{3v}	Sb—H	1.704	∠HSbH	91.6			MW
SbI ₃	C _{3v}	Sb—I	2.721	∠ISbI	99.0			ED
SbO		Sb—O (<i>r_e</i>)	1.826					UV
SbP		Sb—P (<i>r_e</i>)	2.20544					MW
ScCl ₃	D _{3h}	Sc—Cl	2.291					ED
ScF		Sc—F (<i>r_e</i>)	1.788					UV
ScF ₃	D _{3h}	Sc—F	1.847					ED
SeF		Se—F	1.742					MW
SeF ₆	O _h	Se—F	1.69					ED
SeH		Se—H (<i>r_e</i>)	1.48					UV
SeO		Se—O (<i>r_e</i>)	1.6393					MW

Formula	Structure	Bond distances in Å and angles in degrees						Method
SeOF ₂		Se—O	1.576	Se—F	1.730			MW
		∠OFSeF	104.82	∠FSeF	92.22			
SeO ₂		Se—O (<i>r_e</i>)	1.6076	∠OFSeO (<i>θ_e</i>)	113.83			MW
SeO ₃	D _{3h}	Se—O	1.69					ED
Se ₂		Se—Se (<i>r_e</i>)	2.1660					UV
Se ₆	six-membered ring with chair conformation	Se—Se	2.34	∠SeSeSe	102			ED
SiBrF ₃	C _{3v}	Si—F	1.559	Si—Br	2.156	∠FSiBr	108.5	MW
SiBrH ₃	C _{3v}	Si—Br	2.210	Si—H	1.486	∠HSiBr	107.8	MW
SiCl		Si—Cl (<i>r_e</i>)	2.058					UV
SiClH ₃	C _{3v}	Si—Cl	2.049	Si—H	1.486	∠HSiCl	107.9	MW
SiCl ₄	T _d	Si—Cl	2.019					ED
SiF		Si—F	1.6008					UV
SiFH ₃	C _{3v}	Si—F	1.593	Si—H	1.486	∠HSiH	110.63	MW, IR
SiF ₂		Si—F (<i>r_e</i>)	1.590	∠FSiF (<i>θ_e</i>)	100.8			MW
SiF ₃ H	C _{3v}	Si—H (<i>r_e</i>)	1.4468	Si—F (<i>r_e</i>)	1.5624	∠HSiF (<i>θ_e</i>)	110.64	MW
SiF ₄	T _d	Si—F	1.553					ED
SiH		Si—H (<i>r_e</i>)	1.5201					UV
SiH ₃ I	C _{3v}	Si—I	2.437	Si—H	1.486	∠HSH	107.8	MW
SiH ₄	T _d	Si—H	1.4798					IR
SiN		Si—N (<i>r_e</i>)	1.572					UV
SiO		Si—O (<i>r_e</i>)	1.5097					MW
SiS		Si—S (<i>r_e</i>)	1.9293					MW
SiSe		Si—Se (<i>r_e</i>)	2.0583					MW
Si ₂		Si—Si (<i>r_e</i>)	2.246					UV
Si ₂ Cl ₆		Si—Si	2.32	Si—Cl	2.009	∠ClSiCl	109.7	ED
Si ₂ F ₆		Si—Si	2.317	Si—F	1.564	∠FSiF	108.6	ED
Si ₂ H ₆		Si—Si	2.331	Si—H	1.492			ED
		∠SiSiH	110.3	∠HSiH	108.6			
SnBr ₂		Sn—Br (<i>r_e</i>)	2.501	∠BrSnBr	100.0			ED
SnCl		Sn—Cl (<i>r_e</i>)	2.361					UV
SnCl ₂		Sn—Cl (<i>r_e</i>)	2.335	∠ClSnCl	99.1			ED
SnCl ₄	T _d	Sn—Cl	2.281					ED
SnF		Sn—F (<i>r_e</i>)	1.944					UV
SnH		Sn—H (<i>r_e</i>)	1.7815					UV
SnH ₄	T _d	Sn—H	1.711					R, IR
SnI ₂		Sn—I (<i>r_e</i>)	2.688					ED
SnO		Sn—O (<i>r_e</i>)	1.8325					MW, UV
SnS		Sn—S (<i>r_e</i>)	2.2090					MW
SnSe		Sn—Se (<i>r_e</i>)	2.3256					MW
SnTe		Sn—Te (<i>r_e</i>)	2.5228					MW
SrBr		Sr—Br (<i>r_e</i>)	2.7352					UV
SrBr ₂	quasilinear	Sr—Br	2.783					ED
SrCl ₂		Sr—Cl	2.630	∠ClSrCl	155			ED
SrF		Sr—F (<i>r_e</i>)	2.0754					UV
SrH		Sr—H (<i>r_e</i>)	2.1456					UV
SrI		Sr—I (<i>r_e</i>)	2.9436					UV
SrI ₂	linear	Sr—I	3.01					ED
SrO		Sr—O (<i>r_e</i>)	1.9198					MW
SrOH		Sr—O	2.111	O—H	0.922			UV
SrS		Sr—S (<i>r_e</i>)	2.4405					UV
TaBr ₅	D _{3h}	Ta—Br _{eq}	2.412	Ta—Br _{ax}	2.473			ED
TaCl ₅	D _{3h}	Ta—Cl _{eq}	2.268	Ta—Cl _{ax}	2.315			ED
TaO		Ta—O (<i>r_e</i>)	1.6875					UV
TbCl ₃	C _{3v}	Tb—Cl	2.476					ED
TeF ₆	O _h	Te—F	1.815					ED
TeH		Te—H	1.74					UV
TeO		Te—O (<i>r_e</i>)	1.825					UV
Te ₂		Te—Te (<i>r_e</i>)	2.5574					UV
ThCl ₄	T _d	Th—Cl	2.567					ED

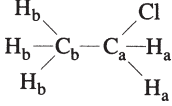
Formula	Structure	Bond distances in Å and angles in degrees						Method
ThF ₄	T _d	Th—F	2.124					ED
ThO		Th—O (<i>r_e</i>)	1.84032					UV
TiBr ₄	T _d	Ti—Br	2.339					ED
TiCl ₃	D _{3h}	Ti—Cl	2.208					ED
TiCl ₄	T _d	Ti—Cl	2.170					ED
TiF		Ti—F	1.8342					MW
TiF ₄	T _d	Ti—F	1.756					ED
TiI ₃	D _{3h}	Ti—I	2.568					ED
TiI ₄	T _d	Ti—I	2.546					ED
TiO		Ti—O (<i>r_e</i>)	1.620					UV
TiS		Ti—S (<i>r_e</i>)	2.0825					UV
TlBr		Tl—Br (<i>r_e</i>)	2.6182					MW
TlCl		Tl—Cl (<i>r_e</i>)	2.4848					MW
TlF		Tl—F (<i>r_e</i>)	2.0844					MW
TlH		Tl—H (<i>r_e</i>)	1.870					UV
TlI		Tl—I (<i>r_e</i>)	2.8137					MW
UCl ₄	T _d	U—Cl	2.506					ED
UCl ₆	O _h	U—F	2.46					ED
UF ₄	T _d	U—F	2.059					ED
UF ₆	O _h	U—F	2.000					ED
UI ₃ O	C _{3v}	U—I	2.88					ED
VCl ₃ O	C _{3v}	V—O	1.570	V—Cl	2.142	∠ClVCl	111.3	ED, MW
VBr ₄	T _d (Jahn-Teller effect)	V—Br	2.276					ED
VCl ₄	T _d (Jahn-Teller effect)	V—Cl	2.138					ED
VF ₃	D _{3h}	V—F	1.751					ED
VF ₅		V—F _{eq}	1.709	V—F _{ax}	1.736			ED
VMo		V—Mo	1.876					UV
VO		V—O (<i>r_e</i>)	1.5893					UV
WClF ₅		W—F (av.)	1.836	W—Cl	2.251	∠F _a WF _b	88.7	MW
WCl ₅	D _{3h}	W—Cl _{eq}	2.243	W—Cl _{ax}	2.293			ED
WCl ₆	O _h	W—Cl	2.290					ED
WF ₄ O	C _{4v}	W—O	1.666	W—F	1.847	∠FWF	86.2	ED
WF ₆	O _h	W—F	1.833					ED
XeF ₂	linear	Xe—F	1.977					IR
XeF ₄	D _{4h}	Xe—F	1.94					ED
XeF ₆	O _h	Xe—F	1.890					ED
XeO ₄	T _d	Xe—O	1.736					ED
YCl		Y—Cl	2.385					UV
YCl ₃		Y—Cl	2.437					ED
YF		Y—F (<i>r_e</i>)	1.9257					UV
YI ₃		Y—I	2.817					ED
YO		Y—O (<i>r_e</i>)	1.790					UV
YbBr		Yb—Br (<i>r_e</i>)	2.6454					UV
YbH		Yb—H (<i>r_e</i>)	2.0526					UV
ZnBr ₂	linear	Zn—Br	2.204					ED
ZnCl ₂	linear	Zn—Cl	2.072					ED
ZnF		Zn—F (<i>r_e</i>)	1.7677					MW
ZnF ₂	linear	Zn—F	1.742	[Zn—F (<i>r_e</i>)]	1.729			ED
ZnH		Zn—H (<i>r_e</i>)	1.5949					UV
ZnI ₂	linear	Zn—I	2.401					ED
ZrBr ₄	T _d	Zr—Br	2.465					ED
ZrCl ₄	T _d	Zr—Cl	2.328					ED
ZrF ₄	T _d	Zr—F	1.902					ED
ZrI ₄	T _d	Zr—I	2.660					ED
ZrO		Zr—O (<i>r_e</i>)	1.7116					UV

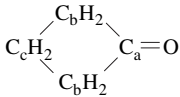
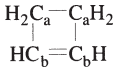
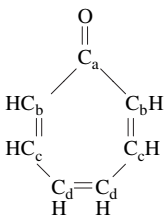
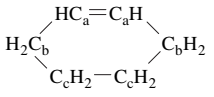
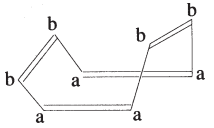
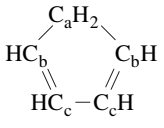
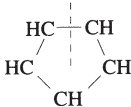
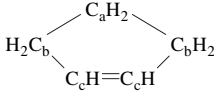
Part 2. Molecules containing carbon

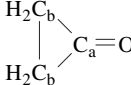
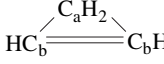
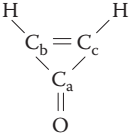

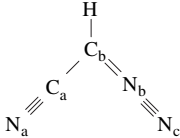
Compound	Structure	Bond distances in Å and angles in degrees						Method
Acetaldehyde		C _a —O	1.210	C _a —C _b	1.515			ED, MW
		C _a —H	1.128	C _b —H	1.107			
		∠C _b C _a O	124.1	∠C _b C _a H	115.3	∠HC _b H	109.8	
Acetamide	CH ₃ CONH ₂	C—O	1.220	C—N	1.380			ED
		C—C	1.519	N—H	1.022	C—H	1.124	
		∠CCN	115.1	∠NCO	122.0			
Acetic acid		C—C	1.520	C—O _a	1.214	C—O _b	1.364	ED
		C—H	1.10	∠CCO _a	126.6	∠CCO _b	110.6	
Acetone	(CH ₃) ₂ CO Symmetry axis of each CH ₃ is tilted 2° from the C—C bond	C—C	1.520	C—O	1.213	C—H	1.103	ED, MW
		∠CCC	116.0	∠HCH	108.5			
Acetonitrile	CH ₃ CN (C _{3v})	C—N	1.159	C—C	1.468	C—H	1.107	ED, MW
		∠CCH	109.7					
Acetonitrile- <i>N</i> -oxide	CH ₃ CNO (C _{3v})	C—C	1.442	C—N	1.169	N—O	1.217	MW
Acetyl chloride	CH ₃ COCl	C—C	1.506	C—O	1.187	C—H	1.105	ED, MW
		C—Cl	1.798	∠HCH	108.6	∠OCCl	121.2	
		∠CCCl	111.6					
Acetylene	HC≡CH	C—C (<i>r_e</i>)	1.203	C—H (<i>r_e</i>)	1.060			IR
Acrolein		C _a —C _b	1.345	C _b —C _c	1.484	C _c —O	1.217	ED, MW
		C _a —H	1.10	C _c —H	1.13	∠HC _c C _b	114	
		∠C _a C _b C _c	120.3	∠C _b C _c O	123.3	Other CCH (av.)	122	
	(planar <i>s-trans</i> form)							
Acrylonitrile		C _a —C _b	1.343	C _b —C _c	1.438	C _c —N	1.167	ED, MW
		C _a —H	1.114	∠C _b C _c N	178	∠C _a C _b C _c	121.7	
		∠HCC	120					
Allene	CH ₂ =C=CH ₂	C—C	1.3084	C—H	1.087	∠HCH	118.2	IR
Aniline	C ₆ H ₅ NH ₂	C—C	1.392	C—N	1.431	N—H	0.998	MW
		∠HNH	113.9	dihedral angle between NH ₂ plane and N—C bond	140.6			
Azetidine		C—N	1.482	C—C	1.553			ED
		C—H	1.107	N—H	1.03			
		∠CCC	86.9	∠CCN	85.8	∠CNC	92.2	
		dihedral angle between CCC and CNC planes	147					
Benzamide	C ₆ H ₅ —C _a ONH ₂	C—C (ring)	1.401	C (ring)—C _a	1.511	C _a —O	1.225	ED
		C—H	1.112	C—N	1.380			
		∠CCN	117.8	∠CCC (ring)	120(ass.)	∠CCO	121.2	
Benzene	C ₆ H ₆	C—C	1.399	C—H	1.101			ED, IR
<i>p</i> -Benzoquinone		C _a —O	1.225	C _a —C _b	1.481	C _b —C _b	1.344	ED
		∠C _b C _a C _b	118.1					

Compound	Structure	Bond distances in Å and angles in degrees						Method
Bicyclo[1.1.0]butane		C_a-C_a C_b-H_b $\angle C_b C_a H_a$ dihedral angle between the two $C_a C_a C_b$ planes	1.497 1.093 130.4 121.7	C_a-C_b C_b-H_c $\angle C_a C_a H_a$	1.498 1.093 128.4	C_a-H_a $\angle H_b C_b H_c$ $\angle C_a C_b C_a$	1.071 115.6 60.0	MW
Bicyclo[2.2.1]heptane	See preceding structure C_7H_{12}	C_a-C_b $C-C$ (av.) dihedral angle between the two $C_a C_b C_b C_a$ planes	1.54 1.549 113.1	C_b-C_b $\angle C_a C_c C_a$	1.56 93.1	C_a-C_c	1.56	ED
Bicyclo[2.2.0]hexa-2,5-diene		C_b-C_b dihedral angle between the two $C_a C_b C_b C_a$ planes	1.345 117.3	C_a-C_a	1.574	C_a-C_b	1.524	ED
Bicyclo[2.2.2]octane	$HC_a(C_bH_2C_bH_2)_3C_aH$ large-amplitude torsional motion about D_{3h} symmetry axis	C_a-C_b $\angle C_a C_b C_b$	1.54 109.7	C_b-C_b	1.55	$C-C$ (av.)	1.542	ED
Bicyclo[1.1.1]pentane	C_5H_8	$C-C$	1.557	$\angle CCC$	74.2			ED
Bicyclo[2.1.0]pentane		C_a-C_a C_a-C_b dihedral angle between the $C_a C_a C_b C_b$ and $C_a C_a C_c C_c$ planes	1.536 1.528 112.7	C_b-C_b	1.565	C_a-C_c	1.507	MW
Biphenyl		$C-C$ (intra- ring) torsional dihedral angle between the two rings	1.396 ≈ 40	$C-C$ (inter- ring)	1.49			ED
4,4'-Bipyridyl		$C-C$ (inter- ring) torsional dihedral angle between the two rings	1.465 ≈ 37	$C-C$ (intra- ring)	1.375	$C-N$ (intra- ring)	1.375	ED
Bis(cyclopentadienyl) beryllium	$(C_5H_5)_2Be$ (D_{5v})	$Be-(cyclopentadienyl \text{ plane})$	1.470, 1.92	$C-C$	1.423			ED
Bis(cyclopentadienyl) iron	$(C_5H_5)_2Fe$ (D_{5h})	$Fe-C$	2.064	$C-C$	1.440	$C-H$	1.104	ED
Bis(cyclopentadienyl) lead	$(C_5H_5)_2Pb$ (D_{5h})	$Pb-C$ dihedral angle between the two C_5H_5 planes (The two rings are not parallel)	2.79 40~50 (The two rings are not parallel)	$C-C$	1.430			ED
Bis(cyclopentadienyl) manganese	$(C_5H_5)_2Mn$ (D_{5h})	$Mn-C$	2.383	$C-C$	1.429			ED
Bis(cyclopentadienyl) nickel	$(C_5H_5)_2Ni$ (D_{5h})	$Ni-C$	2.196	$C-C$	1.430			ED
Bis(cyclopentadienyl) ruthenium	$(C_5H_5)_2Ru$ (D_{5h})	$Ru-C$	2.196	$C-C$	1.439			ED
Bis(cyclopentadienyl) tin	$(C_5H_5)_2Sn$ (D_{5h})	$Sn-C$	2.71	$C-C$	1.431	$C-H$	1.14	ED
Borane carbonyl	BH_3CO (C_{3v})	$C-O$ $\angle BCO$	1.131 180	$B-C$ $\angle HBH$	1.540 113.9	$B-H$	1.194	MW


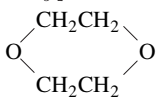
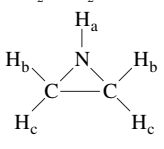
Compound	Structure	Bond distances in Å and angles in degrees						Method
Bromobenzene		C_a-C_b $C-Br$	1.42 1.85	C_b-C_c $C-H$	1.375 1.072	C_c-C_d $\angle C_b C_a C_b$	1.401 117.4	MW
Bromochloroacetylene	$ClC\equiv CBr$	$C-Cl$	1.636	$C-Br$	1.784	$C-C$	1.206	ED
Bromoiodoacetylene	$IC\equiv CBr$	$C-I$	1.972	$C-Br$	1.795	$C-C$	1.206	ED
Bromomethane	CH_3Br	$C-Br (r_e)$	1.933	$C-H (r_e)$	1.086	$\angle HCH (\theta_e)$	111.2	MW, IR
Bromomethyl	CH_2Br (planar)	$C-Br$	1.848	$C-H$	1.084	$\angle HCH$ (ass.)	124.5	MW
Bromomethylene	$CHBr$ (bent)	$C-Br$	1.857	$C-H$	1.110	$\angle HCH$	101.0	UV
Bromomethylmercury	CH_3HgBr (C_{3v})	$C-Hg$	2.07	$Hg-Br$	2.406			MW
1,3-Butadiene		C_a-C_b $\angle CCC$	1.349 124.4	C_b-C_c $\angle C_b C_a H$	1.467 120.9	$C-H$ (av.)	1.108	ED
1,3-Butadiyne	(C_{2h}) $HC\equiv C_b C_b \equiv C_a H$ (linear)	C_a-C_b	1.218	C_b-C_b	1.384	$C-H$	1.09	ED
Butane	$CH_3CH_2CH_2CH_3$	$C-C$ $\angle CCH$	1.531 111.0	$C-H$ dihedral angle for the <i>gauche</i> conformer	1.117 65	$\angle CCC$	113.8	ED
2,3-Butanedione	$CH_3COCOCH_3$ <i>trans</i> conformer	$C-O$ $\angle CCC$	1.215 116.2	$C-C$ (av.) $\angle CCO$	1.524 119.5	$C-H$	1.108	ED
2-Butanone		$C-C$ (av.)	1.518	C_c-O	1.219	$C-H$ (av.)	1.102	ED
1,2,3-Butatriene	$H_2C=C=C=C H_2$ (D_{2h}) <i>cis</i> -2-Butene $C_a H_3 C_b H=C_b H C_a H_3$ <i>trans</i> -2-Butene $C_a H_3 C_b H=C_b H C_a H_3$	$\angle C_a C_b C_c$ C_a-C_b C_a-C_b C_a-C_b	113.5 1.32 1.506 1.508	$\angle C_b C_c O$ C_b-C_b C_b-C_b C_b-C_c	121.9 1.28 1.346 1.347	$\angle C_d C_c O$ $C-H$ $\angle C_a C_b C_b$ $\angle C_a C_b C_b$	121.9 1.08 125.4 123.8	ED, MW
1-Buten-3-yne		C_a-C_b C_a-H_a $\angle C_a C_b C_c$ $\angle H_b C_a C_b$	1.344 1.11 123.1 122	C_b-C_c C_d-H_d $\angle C_b C_c C_d$ $\angle H_c C_b C_a$	1.434 1.09 178 122	C_c-C_d $\angle H_a C_a C_b$ $\angle C_c C_d H_d$	1.215 119 182	
<i>tert</i> -Butyl chloride	$(CH_3)_3CCl$	$C-C$ $\angle CCl$	1.528 107.3	$C-Cl$ $\angle CCH$	1.828 110.8	$C-H$ $\angle CCC$	1.102 111.6	ED, MW
2-Butyne	$C_a H_3-C_b \equiv C_b-C_a H_3$	C_b-C_b $\angle C_b C_a H$	1.214 110.7	C_a-C_b	1.468	$C-H$	1.116	ED
Carbon dimer	C_2	$C-C (r_e)$	1.2425					UV
Carbon trimer	C_3 (linear)	$C-C$	1.277					UV
Carbon dioxide	CO_2 (linear)	$C-O (r_e)$	1.1600					IR
Carbon disulfide	CS_2 (linear)	$C-S (r_e)$	1.5526					IR
Carbon monobromide	CBr	$C-Br$	1.8209					UV
Carbon monoselenide	CSe	$C-Se (r_e)$	1.67609					UV
Carbon monosulfide	CS	$C-S (r_e)$	1.5349					MW
Carbon monoxide	CO	$C-O (r_e)$	1.1283					MW
Carbon oxyselenide	$OCSe$ (linear)	$C-O$	1.159	$C-Se$	1.709			MW
Carbon oxysulfide	OCS (linear)	$C-O (r_e)$	1.1578	$C-S (r_e)$	1.5601			MW
Carbon phosphide	CP	$C-P (r_e)$	1.562					UV
Carbon sulfide selenide	$SCSe$ (linear)	$C-S$	1.553	$C-Se$	1.693			MW
Carbon sulfide telluride	$SCTe$ (linear)	$C-S$	1.557	$C-Te$	1.904			MW
Carbon suboxide	$OCCCO$ (linear)	$C-C$	1.289	$C-O$	1.163			ED

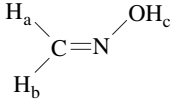
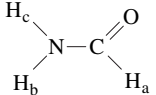
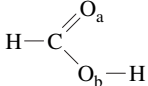
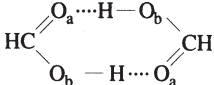
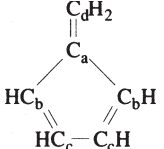
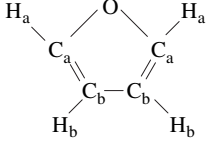
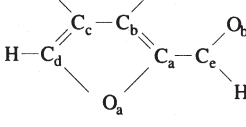
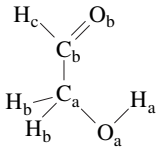
Compound	Structure	Bond distances in Å and angles in degrees						Method
Carbonyl bromide	COBr ₂	C—O	1.178	C—Br	1.923	∠BrCBr	112.3	ED, MW
Carbonyl chloride	COCl ₂	C—O	1.179	C—Cl	1.742	∠ClCCl	111.8	ED, MW
Carbonyl chloride fluoride	COCIF	C—O	1.173	C—F	1.334	C—Cl	1.725	ED, MW
		∠ClCO	127.5	∠FCCl	108.8			
Carbonyl dicyanide	CO(CN) ₂	C—O	1.209	C—C	1.466	C—N	1.153	ED, MW
		∠CCC	115	∠CCN	180			
Carbonyl fluoride	COF ₂	C—O	1.172	C—F	1.3157	∠FCF	107.71	ED, MW
Chloroacetylene	HC≡CCl	C—Cl	1.6368	C—C	1.2033	C—H	1.0550	MW
Chlorobenzene	C ₆ H ₅ Cl	C—C	1.400	C—Cl	1.737	C—H	1.083	ED
Chlorocyanoacetylene	ClC≡C—CN	C—Cl	1.624	C—N	1.160	C—C	1.205	ED
		C—CN	1.362					
Chloroethane		C—C	1.528	C—Cl	1.802	C—H	1.103	ED, MW
		∠CCCl	110.7	∠H _b C _b H _b	109.8	∠H _a C _a H _a	109.2	
		∠C _b C _a H _a	110.6	C _a —H _a = C _b —H _b (ass.)				
2-Chloroethanol	ClCH ₂ CH ₂ OH (gauche)	C—O	1.413	C—C	1.519	C—Cl	1.801	ED
		O—H	1.033	C—H	1.093			
		∠CCCl	110.7	∠CCO	113.8	dihedral angle of internal rotation	62.4	
Chloroiodoacetylene	ClC≡CI	C—Cl	1.63	C—I	1.99	C—C	1.209 (ass)	MW
Chloromethane	CH ₃ Cl	C—Cl	1.785	C—H	1.090	∠HCH	110.8	MW, IR
Chloromethyldiyne	CCl	C—Cl	1.6512					UV
Chloromethylmercury	CH ₃ HgCl (C _{3v})	C—Hg	2.06	Hg—Cl	2.282			MW
trans-1-Chloropropene	CH ₃ CH=CHCl	C—Cl	1.728	∠CCCl	121.9			MW
3-Chloropropene	CH ₂ ClCH=CH ₂ cis conformer	C—Cl	1.811	∠CCCl	115.2			MW
	skew conformer	C—Cl	1.809	∠CCCl	109.6	dihedral angle of internal rotation	122.4	
Chlorotrifluoromethane	CClF ₃ (C _{3v})	C—Cl	1.752	C—F	1.325	∠FCF	108.6	ED, MW
Chromium carbonyl	Cr(CO) ₆	Cr—C	1.92	C—O	1.16	∠CrCO	180	ED
Cobalt cyanide	CoC≡N	Co—C	1.883	C—N	1.131			MW
Copper cyanide	CuC≡N	Cu—C	1.832	C—N	1.158			MW
Cyanamide	H ₂ N _a CN _b	N _a —C	1.346	C—N _b	1.160	N—H	1.00	MW
		∠HNH	114	dihedral angle between NH ₂ plane and N—C bond	142			
Cyanide	CN	C—N (r _e)	1.1718					MW
Cyanoacetylene	HC≡C _b —C _c N	C _a —C _b	1.205	C _b —C _c	1.378	C—H	1.058	MW
		C _c —N	1.159					
Cyanocyclopropane	C ₃ H ₅ C _a N	C—C (ring)	1.513	C—C _a	1.472	C _a —N	1.157	MW
		C—H	1.107	∠C _a CH	119.6	∠HCH	114.6	
Cyanogen	N≡C—C≡N (linear)	C—N	1.163	C—C	1.393			ED
Cyanogen azide	N≡C—N=N≡N (planar)	C—N	1.312	N=N	1.252	N≡N	1.133	MW
		C≡N	1.164	∠CNN	120.2	∠NCN	176.0	
Cyanogen bromide	BrCN (linear)	C—N (r _e)	1.157	C—Br (r _e)	1.790			MW
Cyanogen chloride	ClCN (linear)	C—Cl (r _e)	1.629	C—N (r _e)	1.160			MW
Cyanogen fluoride	FCN (linear)	C—F	1.262	C—N	1.159			MW
Cyanogen iodide	ICN (linear)	C—I	1.995	C—N	1.159			MW
1-Cyano-2-propyne	HC≡C _b C _c H ₂ C _d ≡N	C _a —C _b	1.207 (ass.)	C _b —C _c (ass.)	1.465	C _c —C _d	1.454	MW
		C _d —N	1.159 (ass.)	C _a —H (ass.)	1.057	C _c —H (ass.)	1.090	
		∠C _b C _c C _d	113.4	∠HC _c H	109.4 (ass.)	∠C _b C _c H	111.3	

Compound	Structure	Bond distances in Å and angles in degrees						Method
Cyclobutane	$(\text{CH}_2)_4$	C—C	1.555	C—H	1.113			ED
		dihedral angle between the two CCC planes	145					
Cyclobutanone		C _a —C _b	1.527	C _b —C _c	1.556			MW
		$\angle \text{C}_b\text{C}_a\text{C}_b$	93.1	$\angle \text{C}_a\text{C}_b\text{C}_c$	88.0			
Cyclobutene		C _a —C _a	1.566	C _b —C _b	1.342	C _a —C _b	1.517	MW
		C _a —H	1.094	C _b —H	1.083			
		$\angle \text{C}_a\text{C}_b\text{C}_b$	94.2	$\angle \text{C}_b\text{C}_b\text{H}$	133.5	$\angle \text{HC}_a\text{H}$	109.2	
		$\angle \text{C}_a\text{C}_a\text{H}$	114.5	$\angle \text{C}_a\text{C}_a\text{C}_b$	85.8	dihedral angle between CH ₂ plane and C _a —C _a bond	135.8	
2,4,6-Cycloheptatrien-1-one		C _a —C _b	1.45	C _b —C _c	1.36	C _c —C _d	1.46	ED
		C _d —C _d	1.34	C _a —O	1.23	$\angle \text{C}_b\text{C}_a\text{C}_b$	122	
		$\angle \text{C}_a\text{C}_b\text{C}_c$	133	$\angle \text{C}_b\text{C}_c\text{C}_d$	126	$\angle \text{C}_c\text{C}_d\text{C}_d$	130	
Cyclohexane	(C_{2v}) C ₆ H ₁₂ (chair form)	C—C	1.536	C—H	1.119	$\angle \text{CCC}$	111.3	ED
Cyclohexene		C _a —C _a	1.334	C _a —C _b	1.50	C _b —C _c	1.52	ED
		C _c —C _c	1.54	$\angle \text{C}_a\text{C}_a\text{C}_b$	123.4	$\angle \text{C}_a\text{C}_b\text{C}_c$	112.0	
		$\angle \text{C}_b\text{C}_c\text{C}_c$	110.9					
Cyclooctatetraene	half-chair form (C ₂)  tub form (D _{2d})	C _a —C _b	1.476	C _a —C _a	1.340	C _b —C _b	1.340	ED
		C—H	1.100	$\angle \text{C}_b\text{C}_a\text{C}_a$	126.1	$\angle \text{C}_a\text{C}_b\text{C}_b$	126.1	
		dihedral angle between C _a C _a C _a and C _a C _b C _b C _a planes	136.9					
1,3-Cyclopentadiene		C _a —C _b	1.509	C _b —C _c	1.342	C _c —C _c	1.469	MW
		$\angle \text{C}_a\text{C}_b\text{C}_c$	109.3	$\angle \text{C}_b\text{C}_c\text{C}_c$	109.4	$\angle \text{C}_b\text{C}_a\text{C}_b$	102.8	
Cyclopentadienylindium		C—In	2.621	C—C	1.426	(C _{5v})		ED
Cyclopentane	$(\text{CH}_2)_5$	C—C	1.546	C—H	1.114	$\angle \text{CCH}$	111.7	ED
Cyclopentene		C _a —C _b	1.546	C _b —C _c	1.519	C _c —C _c	1.342	ED
		$\angle \text{C}_a\text{C}_b\text{C}_c$	103.0	$\angle \text{C}_b\text{C}_c\text{C}_c$	110.0	$\angle \text{C}_b\text{C}_a\text{C}_b$	104.0	
		dihedral angle between C _b C _a C _b and C _b C _c C _c C _b planes	151.2					
Cyclopropane	$(\text{CH}_2)_3$	C—C	1.512	C—H	1.083	$\angle \text{HCH}$	114.0	R

Compound	Structure	Bond distances in Å and angles in degrees						Method
Cyclopropanone		C_a-C_b $C-H$ dihedral angle between CH_2 plane and C_b-C_b bond	1.475 1.086 151	C_b-C_b $\angle C_a C_b C_b$	1.575 57.7	C_a-O $\angle HC_b H$	1.191 114	MW
Cyclopropene		C_a-C_b C_b-H	1.505 1.072	C_b-C_b $\angle C_b C_b H$	1.293 150	C_a-H $\angle HC_a H$	1.085 114.3	MW
Cyclopropenone		$C_a-C_b (r_s)$ $C-H (r_s)$	1.423 1.079	$C_b-C_c (r_s)$ $\angle HC_b C_c (\theta_s)$	1.349 144.3	$C_a-O (r_s)$ $\angle C_a C_c (\theta_s)$	1.212 56.6	MW
Decalin	C_{2v} $C_{10}H_{18}$	$C-C$ (av.)	1.530	$C-H$ (av.)	1.113	$\angle CCC$ (av.)	111.4	ED
Diazirine		$C-N$ $\angle HCH$	1.482 117	$N-N$	1.228	$C-H$	1.09	MW
Diazoacetonitrile		C_a-C_b N_b-N_c $\angle C_a C_b H$	1.424 1.132 117	C_a-N_a $C-H$ $\angle C_a C_b N_b$	1.165 1.082 119.5	C_b-N_b	1.280	MW
Diazomethane	CH_2N_2	$C-N$ $\angle HCH$	1.32 126.0	$N-N$	1.12	$C-H$	1.075	MW, IR
1,2-Dibromoethane	CH_2BrCH_2Br	$C-C$ $\angle CCB r$	1.506 109.5	$C-Br$ $\angle CCH$	1.950 110	$C-H$	1.108	ED
Dibromomethane	CH_2Br_2	$C-Br$ $\angle BrCB r$	1.924 113.2	$C-H$	1.08	$\angle HCB r$	109	ED
2,2'-Dichlorobiphenyl	$C_6H_4Cl-C_6H_4Cl$	$C-C$ (rings) $C-Cl$ dihedral angle between the two rings (defined as 0 for <i>cis</i> conformer)	1.398 1.732 74	$C-C$ (inter- ring) $\angle CCCl$	1.495 121.4	$C-H$ $\angle CCH$	1.10 126	ED
<i>trans</i> -1,4-Dichlorocyclohexane	$C_6H_{10}Cl_2$	$C-C$ $\angle CCC$	1.530 111.5	$C-Cl$	1.810	$C-H$	1.102	ED
	<i>equatorial:</i>	$\angle CCCl$	108.6	$\angle HCCl$	111.5			
	<i>axial:</i>	$\angle CCCl$	110.6	$\angle HCCl$	107.6			
1,1-Dichloroethane	$CHCl_2CH_3$	$C-C$ $\angle ClCCl$	1.540 112.0	$C-Cl$ $\angle CCCl$	1.766 111.0			MW
1,2-Dichloroethane	CH_2ClCH_2Cl	$C-C$ $\angle CClC l$	1.531 109.0	$C-Cl$ $\angle CCH$	1.790 113	$C-H$	1.11	ED
1,1-Dichloroethene	$CH_2=CCl_2 (C_{2v})$	$C-C$ $\angle ClCC$	1.32 (ass.) 123	$C-Cl$	1.73			MW
<i>cis</i> -1,2-Dichloroethene	$CHCl=CHCl$	$C-C$ $\angle ClCC$	1.354 123.8	$C-Cl$	1.718			ED
Dichloromethane	CH_2Cl_2	$C-Cl (r_e)$ $\angle ClCCl (\theta_e)$	1.765 112.0	$C-H (r_e)$ $\angle HCH (\theta_e)$	1.087 111.5			MW, IR

Compound	Structure	Bond distances in Å and angles in degrees						Method
1,2-Dicyanocyclobutene		$C_a-C_{a'}$ C_a-C_c $\angle C_a C_a' C_b$ $\angle C_b C_a C_c$	1.361 1.420 93.9 133.3	C_a-C_b C_c-N $\angle C_a C_b C_{b'}$ $\angle C_a C_b H$	1.515 1.157 86.1 114.7	$C_b-C_{b'}$ C_b-H $\angle C_a C_c N$ $\angle C_a C_a' C_b H$	1.567 1.088 178.2 115.8	MW
Difluorocyanamide		$C-N_a$ $\angle N_a C N_b$	1.158 174	$C-N_b$ $\angle C N_b F$	1.386 105.4	N_b-F $\angle F N_b F$	1.399 102.8	MW
Difluorocyclopropenone		C_a-C_b $C-F$	1.453 1.314	C_b-C_c $\angle F C_b C_c$	1.324 145.7	C_a-O	1.192	MW
Difluorodimethylsilane		$C-Si$ $\angle C Si C$	1.844 115.2	$Si-F$ $\angle F Si F$	1.585 106.1	$C-H$ (ass.) $\angle Si CH$ (ass.)	1.093 110.8	MW
1,1-Difluoroethane		$C-C$ $\angle CCF$	1.498 110.7	$C-F$ $\angle CCH$ (av.)	1.364 111.0	$C-H$ (av.) dihedral angle between CCF planes	1.081 118.9	ED
1,2-Difluoroethane		$C-C$ $\angle CCF$	1.503 110.3	$C-F$ $\angle CCH$	1.389 111	$C-H$ dihedral angle of internal rotation	1.103 109	ED
1,1-Difluoroethene		$C-C$ $\angle CCF$	1.340 124.7	$C-F$ $\angle CCH$	1.315 119.0	$C-H$	1.091	ED, MW
cis-1,2-Difluoroethene		$C-C$ $\angle CCF$	1.33 122.0	$C-F$ $\angle CCH$	1.342 124.1	$C-H$	1.099	ED, MW
Difluoromethane		$C-F$ $\angle FCF$	1.357 108.3	$C-H$ $\angle HCH$	1.093 113.7			MW
Dimethoxymethane		C_a-O $\angle COC$	1.432 114.6	C_b-O $\angle OCO$	1.382 114.3	$C-H$ (av.) $\angle OCH$	1.108 110.3	ED
Dimethylamine		$C-N$ $\angle CNC$ $\angle HCH$	1.455 111.8 107	$N-H$ $\angle CNH$	1.00 107	$C-H$ $\angle NCH$	1.106 112	ED
Dimethylberyllium		$C-Be$	1.698	$C-H$	1.127	$\angle BeCH$	113.9	ED
Dimethyl cadmium		$C-Cd$	2.112	$\angle HCH$	108.4			R
Dimethyl carbonate		C_b-O_b $\angle O_a C_b O_a$	1.209 107	C_b-O_a $\angle C_b O_a C_a$	1.34 114.5	C_a-O_a	1.42	ED
Dimethylcyanamide		C_b-N_b	1.161	C_a-N_a	1.463	C_b-N_a	1.338	ED
trans-Dimethyldiazene		$C-N$ $\angle C_a N C_a$	1.482 115.5	$N-N$ $\angle C_a N C_b$	1.247 116.0	$\angle CNN$	112.3	ED
1,2-Dimethyldiborane		$B-B$ $B-H_b$ (cis) $\angle BBC$ (cis)	1.799 1.358 122.6	$B-C$ $B-H_b$ (trans) $\angle BBC$ (trans)	1.580 1.365 121.8	$B-H_t$	1.24	ED
Dimethyl diselenide		$C-Se$ $\angle CSeSe$	1.95 98.9	$Se-Se$ $\angle HCSe$	2.326 108	$C-H$ CSeSeC dihedral angle	1.13 88	ED
Dimethyl disulfide		$C-S$ $\angle SSC$	1.816 103.2	$S-S$ $\angle SCH$	2.029 111.3	$C-H$ CSSC dihedral angle	1.105 85	ED

Compound	Structure	Bond distances in Å and angles in degrees						Method
<i>S,S'</i> -Dimethyl dithiocarbonate	$\text{C}_a\text{H}_3\text{SC}_b\text{SC}_a\text{H}_3$ 	C_a-S $\angle\text{OCS}$	1.802 124.9	C_b-S $\angle\text{CSC}$	1.777 99.3	C_b-O	1.206	ED
Dimethyl ether	<i>syn-syn</i> conformer $(\text{CH}_3)_2\text{O}$	$\text{C}-\text{O}$ $\angle\text{COC}$	1.416 112	$\text{C}-\text{H}$ $\angle\text{HCH}$	1.121 108			ED
<i>N,N'</i> -Dimethylhydrazine	$\text{CH}_3\text{NH}-\text{NHCH}_3$	$\text{C}-\text{N}$ $\text{C}-\text{H}$	1.46 1.12	$\text{N}-\text{N}$ $\angle\text{NNC}$	1.42 112	$\text{N}-\text{H}$ CNCN dihedral angle	1.03 90	ED
Dimethyl mercury	$(\text{CH}_3)_2\text{Hg}$	$\text{C}-\text{Hg}$	2.083	$\text{C}-\text{H}$	1.160 (ass.)	$\text{Hg}\cdots\text{H}$	2.71	ED
Dimethylphosphine	$(\text{CH}_3)_2\text{PH}$	$\text{C}-\text{P}$ $\angle\text{CPC}$	1.848 99.7	$\text{P}-\text{H}$ $\angle\text{CPH}$	1.419 97.0			MW
2,2-Dimethylpropanenitrile	$(\text{C}_c\text{H}_3)_3\text{C}_b-\text{C}_a\equiv\text{N}$	C_a-C_b $\angle\text{C}_c\text{C}_b\text{C}_c$	1.495 110.5	C_b-C_c	1.536	C_a-N	1.159	MW
Dimethyl selenide	$(\text{CH}_3)_2\text{Se}$	$\text{C}-\text{Se}$ $\angle\text{CSeC}$	1.943 96.2	$\text{C}-\text{H}$ $\angle\text{SeCH}$	1.093 108.7	$\angle\text{HCH}$	110.3	MW
Dimethyl silane	$(\text{CH}_3)_2\text{SiH}_2$	$\text{C}-\text{Si}$ $\angle\text{CSiC}$ $\angle\text{HSiH}$	1.868 110.9 107.8	$\text{C}-\text{H}$ $\angle\text{CSiH}$	1.089 109.5	$\text{Si}-\text{H}$ $\angle\text{SiCH}$	1.482 110.9	MW
Dimethyl sulfide	$(\text{CH}_3)_2\text{S}$	$\text{C}-\text{S}$ $\angle\text{CSC}$	1.802 98.80	$\text{C}-\text{H}$ $\angle\text{HCH}$	1.090 109.3			ED, MW
Dimethyl sulfone	$(\text{CH}_3)_2\text{SO}_2$	$\text{C}-\text{S}$ $\angle\text{CSC}$	1.771 102	$\text{S}-\text{O}$ $\angle\text{OSO}$	1.435 121	$\text{C}-\text{H}$	1.114	ED
Dimethyl sulfoxide	$(\text{CH}_3)_2\text{SO}$	$\text{C}-\text{S}$ $\angle\text{CSC}$ dihedral angle between SCC plane and S—O bond	1.799 96.6 115.5	$\text{S}-\text{O}$ $\angle\text{CSO}$	1.485 106.7	$\text{C}-\text{H}$ $\angle\text{HCH}$	1.081 110.3	MW
Dimethyl zinc	$(\text{CH}_3)_2\text{Zn}$	$\text{C}-\text{Zn}$	1.929	$\angle\text{HCH}$	107.7			R
1,4-Dioxane	 chair form	$\text{C}-\text{C}$ $\angle\text{CCO}$	1.523 109.2	$\text{C}-\text{O}$ $\angle\text{COC}$	1.423 112.45	$\text{C}-\text{H}$	1.112	ED
Ethane	C_2H_6 staggered conformation	$\text{C}-\text{C}$ $\text{C}-\text{C} (r_e)$	1.5351 1.522	$\text{C}-\text{H}$	1.0940	$\angle\text{CCH}$	111.17	MW
1,2-Ethanediamine	$\text{H}_2\text{NCH}_2\text{CH}_2\text{NH}_2$ <i>gauche</i> conformer	$\text{C}-\text{C}$ $\angle\text{CCN}$	1.545 110.2	$\text{C}-\text{N}$ dihedral angle between NCC and CCN planes	1.469 64	$\text{C}-\text{H}$	1.11	ED
Ethanethiol	$\text{C}_b\text{H}_3-\text{C}_a\text{H}_2-\text{SH}$	C_a-C_b C_a-H $\angle\text{C}_b\text{C}_a\text{S}$	1.530 1.090 108.3	C_a-S C_b-H $\angle\text{C}_b\text{C}_a\text{H}$	1.829 1.093 109.6	$\text{S}-\text{H}$ $\angle\text{C}_a\text{SH}$ $\angle\text{C}_a\text{C}_b\text{H}$	1.350 96.4 109.7	MW
Ethanol	$\text{C}_b\text{H}_3\text{C}_a\text{H}_2\text{OH}$ staggered conformation	$\text{C}-\text{C}$ C_a-H $\angle\text{CCO}$	1.512 1.10 107.8	$\text{C}-\text{O}$ C_b-H $\angle\text{C}_b\text{C}_a\text{H}$	1.431 1.09 111	$\text{O}-\text{H}$ $\angle\text{COH}$ $\angle\text{C}_a\text{C}_b\text{H}$	0.971 105 110	MW
Ethylene	$\text{CH}_2=\text{CH}_2$	$\text{C}-\text{C} (r_s)$	1.329	$\text{C}-\text{H} (r_s)$	1.082	$\angle\text{HCH} (\theta_s)$	117.2	MW, IR
Ethyleneimine		$\text{C}-\text{C}$ $\text{C}-\text{H}$ $\angle\text{CNC}$ $\angle\text{H}_b\text{CC}$ $\angle\text{H}_c\text{CN}$	1.481 1.084 60.3 117.8 114.3	$\text{N}-\text{C}$ $\text{N}-\text{H}$ $\angle\text{H}_a\text{NC}$ $\angle\text{H}_b\text{CN}$	1.475 1.016 109.3 118.3	$\angle\text{H}_b\text{CH}_c$ $\angle\text{H}_c\text{CC}$	115.7 119.3	MW
Ethyl methyl ether	$\text{C}_2\text{H}_5\text{OCH}_3$	$\text{C}-\text{C}$ $\angle\text{COC}$	1.520 111.9	$\text{C}-\text{O} (\text{av.})$ $\angle\text{OCC}$	1.418 109.4	$\text{C}-\text{H} (\text{av.})$ $\angle\text{HCH}$	1.118 109.0	ED

Compound	Structure	Bond distances in Å and angles in degrees						Method
Ethyl methyl sulfide	$C_2H_5SCH_3$ <i>gauche conformer</i>	C—C	1.536	C—S (av.)	1.813	C—H	1.111	ED
		$\angle CSC$	97	$\angle SCC$	114.0	$\angle HCH$	110	
Fluoroketene	$HFC=C=O$	C—C	1.317	C—O	1.167	C—F	1.360	MW
		C—H	1.102	$\angle CCO$	178.0	$\angle CCF$	119.5	
		$\angle CCH$	122.3					
Fluoromethane	CH_3F	C—F (r_e)	1.382	C—H (r_e)	1.095	$\angle HCH$ (θ_e)	110.45	MW, IR
Fluoromethylidyne	CF	C—F (r_e)	1.2718					UV
(Fluoromethylidyne) phosphine	$FC\equiv P$	C—F	1.285	C—P	1.541			MW
2-Fluoropropane	CH_3CHFCH_3	C—C	1.522	C—F	1.398			MW
		$\angle CCC$	113.4	$\angle CCF$	108.2			
Formaldehyde	H_2CO	C—O	1.208	C—H	1.116	$\angle HCH$	116.5	MW
Formaldehyde azine	$H_2C=N=N=CH_2$ <i>trans conformer</i>	C—N	1.277	N—N	1.418	C—H	1.094	ED
		$\angle CNN$	111.4	$\angle HCN$	120.7			
Formaldehyde oxime		C—N	1.276	N—O	1.408	O—H _c	0.956	MW
		C—H _a	1.085	C—H _b	1.086	$\angle CNO$	110.2	
		$\angle H_aCN$	121.8	$\angle H_bCN$	115.6	$\angle NOH_c$	102.7	
Formamide		C—N	1.368	C—O	1.212	C—H _a	1.125	ED, MW
		N—H	1.027	$\angle CNH$ (av.)	119.2	$\angle NCO$	125.0	
Formic acid		C—O _a	1.202	C—O _b	1.343	O _b —H	0.972	MW
		C—H	1.097					
		$\angle O_aCO_b$	124.9	$\angle HCO_a$	124.1	$\angle CO_bH$	106.3	
	(planar)							
Formic acid dimer		C—O _a	1.220	C—O _b	1.323	O _a ...O _b	2.703	ED
		$\angle O_aCO_b$	126.2	$\angle CO_aO_b$	108.5			
Formyl radical	$HC=O$	C—O	1.1712	C—H	1.110	$\angle HCO$	127.43	MW
Fulvene		C _a —C _d	1.349	C _a —C _b	1.470	C _b —C _c	1.355	MW
		C _c —C _c	1.476	C _b —H	1.078	C _c —H	1.080	
		C _d —H	1.13	$\angle C_bC_aC_b$	106.6	$\angle C_bC_cC_c$	109	
		$\angle C_aC_bC_c$	107.7	$\angle C_aC_bH$	124.7	$\angle C_bC_cH$	126.4	
		$\angle HC_dH$	117					
Furan		C _a —C _b	1.361	C _b —C _b	1.431	C _a —O	1.362	MW
		C _a —H _a	1.075	C _b —H _b	1.077			
		$\angle C_aC_bC_b$	106.1	$\angle C_bC_cO$	110.7	$\angle C_aOC_a$	106.6	
		$\angle C_bC_bH_b$	128.0	$\angle OC_aH_a$	115.9			
Furfural		C _a —C _c	1.458	C _c —O _b	1.250	C _c —H	1.088	MW
		$\angle C_aC_cO$	121.6	$\angle C_cC_aC_b$	133.9	$\angle C_aC_cH$	116.9	
	<i>trans conformer</i> (with respect to O _a and O _b atoms)							
Glycolaldehyde		C _a —C _b	1.499	C _a —O _a	1.437	C _b —O _b	1.209	MW
		C _a —H _b	1.093	C _b —H _c	1.102	O _a —H _a	1.051	
		$\angle C_aC_bO_b$	122.7	$\angle C_bC_aO_a$	111.5			
		$\angle C_aC_bH_c$	115.3	$\angle C_bC_aH_b$	109.2	$\angle H_bC_aH_b$	107.6	
		$\angle C_aO_aH_a$	101.6	$\angle H_bC_aO_a$	109.7			
Glyoxal	$CHOCHO$ <i>trans conformer</i>	C—C	1.526	C—O	1.212	C—H	1.132	ED, UV
		$\angle CCO$	121.2	$\angle HCO$	112			
Hexachloroethane	Cl_3CCl_3	C—C	1.56	C—Cl	1.769	$\angle CClCl$	110.0	ED
2,4-Hexadiyne	$C_6H_2C\equiv C\equiv C\equiv C_6H_2$	C _a —C _b	1.450	C _b —C _c	1.208	C _c —C _c	1.377	ED
		C _a —H	1.09					
Hexafluoroethane	F_3CCF_3	C—C	1.545	CF	1.326	$\angle CCF$	109.8	ED

Compound	Structure	Bond distances in Å and angles in degrees						Method
Hexafluoropropene	$\text{CF}_2=\text{CFCF}_3$	C—C	1.513	C=C	1.329 (ass.)	C—F	1.329 (ass.)	ED
		$\angle\text{CCC}$	127.8	$\angle\text{FCC}(\text{CF})$	120	$\angle\text{FCC}(\text{CF}_2)$	124	
trans-1,3,5-Hexatriene	$\text{H}_2\text{C}_a=\text{C}_b\text{HC}_c\text{H}=\text{C}_c\text{HC}_b\text{H}=\text{C}_a\text{H}_2$	C_a-C_b	1.337	C_b-C_c	1.458	C_c-C_c	1.368	ED
		$\angle\text{C}_a\text{C}_b\text{C}_c$	121.7	$\angle\text{C}_b\text{C}_c\text{C}_c$	124.4			
Hydrogen cyanide	HCN (linear)	C—H (r_e)	1.0655	C—N (r_e)	1.1532			MW, IR
Iminocyanide radical	HNCN	N—H	1.034	N...N	2.470			UV
		$\angle\text{HNC}$	116.5	$\angle\text{NCN}$	~180			
Iodoacetylene	$\text{IC}\equiv\text{CH}$	C—C	1.218	C—I	1.980	C—H	1.059	IR
Iodocynoacetylene	$\text{IC}_a\equiv\text{C}_b\text{C}_c\equiv\text{N}$ (linear)	C_a-C_b	1.207	C_b-C_c	1.370	C_c-N	1.160	MW
		C_a-I	1.985					
Iodomethane	CH_3I	C—I (r_e)	2.132	C—H (r_e)	1.084	$\angle\text{HCH}(\theta_e)$	111.2	MW, IR
Iron pentacarbonyl	$\text{Fe}(\text{CO})_5$ (D_{3h})	Fe—C (av.)	1.821	(Fe—C) _{eq} — (Fe—C) _{ax}	0.020	C—O (av.)	1.153	ED
Isobutane	$(\text{C}_b\text{H}_3)_3\text{C}_a\text{H}$	C_a-C_b	1.535	C_a-H	1.122	C_b-H	1.113	ED, MW
		$\angle\text{C}_b\text{C}_a\text{C}_b$	110.8	$\angle\text{C}_a\text{C}_b\text{H}$	111.4			
Isobutene		C_a-C_b	1.508	C_b-C_c	1.342	C_a-H	1.119	ED, MW
		C_c-H_c	1.10					
		$\angle\text{C}_a\text{C}_b\text{C}_c$	115.6	$\angle\text{C}_a\text{C}_b\text{C}_c$	122.2	$\angle\text{C}_b\text{C}_c\text{H}$	121	
		$\angle\text{HC}_a\text{C}_b$ (av.)	111.4	$\angle\text{HC}_a\text{H}$	107.9	$\angle\text{H}_c\text{C}_c\text{H}_c$	118.5	
Isocyanic acid	HNCO (bent)	N—C	1.209	C—O	1.166	N—H	0.986	MW
		$\angle\text{NCO}$	180	$\angle\text{HNC}$	128.0			
Isocyanomethane	$\text{C}_a\text{H}_3-\text{N}\equiv\text{C}_b$	C_a-N	1.424	N—C _b	1.166	C_a-H	1.102	MW
		$\angle\text{NC}_a\text{H}$	109.12					
		$\angle\text{HCH}$	123.0					
Isofulminic acid	HCNO (linear)	C—N	1.161	N—O	1.207	H—C	1.027	MW
Isothiocyanic acid	HNCS	N—C	1.216	C—S	1.561	N—H	0.989	MW
		$\angle\text{NCS}$	180	$\angle\text{HNC}$	135.0			
Ketene	$\text{H}_2\text{C}=\text{C}=\text{O}$	C—C	1.315	C—O	1.163			MW
		C—H	1.090	$\angle\text{HCH}$	123.5			
Malononitrile	$\text{CH}_2(\text{CN})_2$	C—C	1.480	C—N	1.147	C—H	1.091	MW
		$\angle\text{CCC}$	110.4	$\angle\text{CCN}$	176.6	$\angle\text{HCH}$	108.4	
Methane	CH_4	C—H (r_e)	1.0870					IR
Methanethioamide		C—S	1.626	C—N	1.358	C—H _c	1.10	MW
		N—H _a	1.002	N—H _b	1.007			
		$\angle\text{NCS}$	125.3	$\angle\text{H}_a\text{NC}$	117.9	$\angle\text{H}_b\text{NC}$	120.4	
		$\angle\text{SCH}_c$	127	$\angle\text{H}_a\text{NH}_b$	121.7	$\angle\text{NCH}_c$	108	
Methanethiol	CH_3SH	C—S	1.819	S—H	1.34	C—H	1.09	MW
		$\angle\text{HSC}$	96.5	$\angle\text{HCH}$	109.8	angle between CH_3 symmetry axis and C— S bond	2.2	
Methanol	CH_3OH	C—O	1.4246	C—H	1.0936	O—H	0.9451	MW
		$\angle\text{COH}$	108.53	$\angle\text{HCH}$	108.63	angle between CH_3 symmetry axis and C— O bond	3.27	
Methyl	$\cdot\text{CH}_3$ planar (D_{3h})	C—H	1.076					R
N-Methylacetamide		C_a-C_b	1.520	C_b-N	1.386	C_c-N	1.469	ED
		C_b-O	1.225	C—H	1.107			
		$\angle\text{C}_b\text{NC}_c$	119.7	$\angle\text{NC}_b\text{O}$	121.8	$\angle\text{C}_a\text{C}_b\text{N}$	114.1	

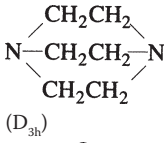
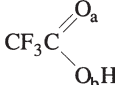
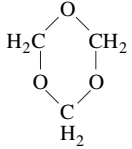
Compound	Structure	Bond distances in Å and angles in degrees						Method
Methylamine	CH ₃ NH ₂	C—N	1.471	N—H	1.019	C—H	1.095	MW
		∠HNC	110.3	∠HNH	106.6	∠HCH	108.1	
		angle between CH ₃ symmetry axis and C—N bond	4.3					
Methyl azide	CH ₃ —N _a —N _b —N _c	C—N _a	1.468	N _a —N _b	1.216	N _b —N _c	1.113	ED
	NNN linear	C—H	1.09	∠CN _a N _b	116.8			
3-Methyl-3H-diazirine	CH ₃ CH—N	C—C	1.501	C—N	1.481	N—N	1.235	MW
		∠NCN	49.3	dihedral angle between CNN plane and C—C bond	122.3			
Methylene	:CH ₂	C—H (<i>r_e</i>)	1.0748	∠HCH (<i>θ_e</i>)	133.84			IR,MW
Methylenecyclopropane	C _c H ₂ —C _b =C _a H ₂	C _a —C _b	1.332	C _b —C _c	1.457	C _c —C _c	1.542	MW
		C _c —H	1.09	∠C _c C _b C _c	63.9	∠HC _a H	114.3	
		∠HC _c H	113.5	dihedral angle between C _c H ₂ plane and C _c —C _c bond	150.8			
3-Methyleneoxetane	O—C _c H ₂ —C _b =C _a H ₂	C _a —C _b	1.33	C _b —C _c	1.52	C _c —O	1.45	MW
		C—H	1.09 (ass)	∠HC _c H	114 (ass)	∠HC _a H	120 (ass)	
		∠C _c C _b C _c	87					
Methylenephosphine	CH _c H _t =PH	C—P	1.673	C—H _c	1.09	C—H _t	1.09	MW
	planar	P—H	1.420	∠CPH	97.4			
		∠HCH	117.2	∠PCH _c	124.4	∠PCH _t	118.4	
Methyl formate	C _a H ₃ —O _a —C _b =O _b	C _b —O _b	1.206	C—O (av.)	1.393	C _a —H	1.08	ED
		C _b —H	1.101 (ass.)					
		∠COC	114	∠O _a C _b O _b	127	∠O _a C _a H	110	
Methylgermane	CH ₃ GeH ₃	C—Ge	1.945	Ge—H	1.529	C—H	1.083	MW
		∠HGeH	109.3	∠HCH	108.4			
Methyl hypochlorite	CH ₃ OCl	C—O	1.389	O—Cl	1.674	C—H	1.103	MW
		∠COCl	112.8	∠HCH	109.6			
Methyldiyne	:CH	C—H (<i>r_e</i>)	1.1198					UV
Methyldynephosphine	HCP	C—P (<i>r_e</i>)	1.5398	C—H (<i>r_e</i>)	1.0692			MW
Methylketene	C _c H ₃ —C _b =C _a =O	C _a —C _b	1.306	C _b —C _c	1.518	C _a —O	1.171	MW
		C _b —H	1.083	C _c —H	1.10			
		∠OC _a C _b	180.5	∠C _a C _b C _c	122.6	∠C _a C _b H	113.7	
		∠C _c C _b H	123.7	∠HCH	109.2			
Methyl nitrate	H _a —C—H _a —O—N=O _a	C—O	1.437	C—H _a	1.10	C—H _b	1.09	MW
		O—N	1.402	N—O _a	1.205	N—O _b	1.208	
		∠CON	112.7	∠ONO _a	118.1	∠ONO _b	112.4	
		∠OCH _a	110	∠OCH _b	103			
Methyloxirane	C _a H ₃ C _b H—C _c H ₂	C _a —C _b	1.51	∠C _a C _b C _c	121.0	dihedral angle between C _b C _c O plane and C _a C _b bond	123.8	MW
Methylphosphine	CH ₃ PH ₂	C—P	1.858	C—H	1.094			ED
Methylphosphonic difluoride	CH ₃ POF ₂	C—P	1.770	P—O	1.444	P—F	1.545	ED,MW
		∠OPC	117.8	∠FPC	103.7	∠FPF	99.2	
Methylsilane	CH ₃ SiH ₃	C—Si	1.867	Si—H	1.485	C—H	1.093	MW
		∠HCH	107.7	∠HSiH	108.3			
Methylstannane	CH ₃ SnH ₃	C—Sn	2.143	Sn—H	1.700			MW

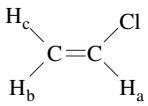
Compound	Structure	Bond distances in Å and angles in degrees						Method
Methyl thiocyanate		S—C _a	1.824	S—C _b	1.684	C _b —N	1.170	MW
		C—H	1.081					
		∠C _a SC _b	99.0	∠HCH	110.6	∠HCS	108.3	
Methyltrioxorhenium	CH ₃ ReO ₃	Re—C	2.074	Re—O	1.703	C—H	1.088	MW
		∠ReCH	108.9	∠CReO	106.4			
Molybdenum carbide	MoC	Mo—C	1.676					UV
Molybdenum carbonyl	Mo(CO) ₆ (O _h)	Mo—C	2.063	C—O	1.145			ED
Naphthalene		C _a —C _b	1.37	C _b —C _b	1.41	C _a —C _c	1.42	ED
		C _c —C _c	1.42	C—C (av.)	1.40	∠C _a C _c C _c	119.4	
Neopentane	C(CH ₃) ₄	C—C	1.537	C—H	1.114	∠CCH	112	ED
Nickel carbonyl	Ni(CO) ₄ (T _d)	Ni—C	1.839	C—O	1.121			IR
Nickel monocarbonyl	NiCO (linear)	Ni—C	1.64	C—O	1.19			IR
Nickel cyanide	NiC≡N (linear)	Ni—C	1.828	C—N	1.158			MW
Nitromethane	CH ₃ NO ₂	C—N	1.489	N—O	1.224	C—H	1.088 (ass.)	MW
		∠ONO	125.3	∠NCH	107			
N-Nitrosodimethylamine	(CH ₃) ₂ NNO	C—N	1.461	N—O	1.235	N—N	1.344	ED
		∠CNC	123.2	∠CNN	116.4	∠ONN	113.6	
Nitrosomethane	CH ₃ NO	C—N	1.49	N—O	1.22	C—H	1.084	MW
		∠CNO	112.6	∠NCH	109.0			
2,5-Norbornadiene		C _a —C _b	1.535	C _b —C _b	1.343	C _a —C _c	1.573	ED
		C—H	1.12	∠C _a C _c C _a	94			
		dihedral angle between the two C _a C _b C _b C _a planes	115.6					
1,2,5-Oxadiazole		C—C	1.421	C—N	1.300	O—N	1.380	MW
		C—H	1.076	∠CCH	130.2	∠NCH	120.9	
		∠CCN	109.0	∠NON	110.4	∠ONC	105.8	
1,3,4-Oxadiazole		C—O	1.348	C—N	1.297	N—N	1.399	MW
		C—H	1.075	∠OCH	118.1	∠NCH	128.5	
		∠CNN	105.6	∠COC	102.0	∠OCN	113.4	
Oxalic acid		C—C	1.544	C—O _a	1.205	C—O _b	1.336	ED
		O _b —H	1.05					
		∠CCO _a	123.1	∠O _a CO _b	125.0	∠CO _b H	104	
Oxalyl chloride		C—C	1.534	C—O	1.182	C—Cl	1.744	ED
		∠CCO	124.2	∠CCCl	111.7	68% trans, 32% gauche at 0 °C		
Oxetane		C—C	1.546	C—O	1.448	C—H (av.)	1.090	MW
		∠CCC	85	∠COC	92	∠OCC	92	
		∠HCH (av.)	109.9					

Compound	Structure	Bond distances in Å and angles in degrees						Method
Oxirane		C—C ∠HCH	1.466 116.6	C—O dihedral angle between NH ₂ plane and N—C bond	1.431 158.0	C—H	1.085	MW
Phenol		C—C (av.) C _b —H ∠COH	1.397 1.084 109.0	C _a —O C _c —H	1.364 1.076	O—H C _d —H	0.956 1.082	MW
Phosphirane		C—C C—H ∠HCH	1.502 1.09 114.4	C—P ∠CPC ∠CCH	1.867 47.4 118	P—H ∠HPC dihedral angle between PCC plane and PH bond	1.43 95.2 95.7	MW
Piperazine		C—C ∠CNC	1.540 109.0	C—N ∠CCN	1.467 110.4	C—H	1.110	ED
Palladium carbide	PdC	Pd—C	1.712					UV
Platinum carbide	PtC	Pt—C (<i>r_e</i>)	1.6767					UV
Potassium carbide	KC	K—C	2.528					MW
Propane	C ₃ H ₈	C—C ∠CCC	1.532 112	C—H ∠HCH	1.107 107			ED
Propene		C _a —C _b C _a —H _a ∠C _a C _b C _c	1.341 1.104 124.3	C _b —C _c C _c —H _d ∠C _b C _a H _{a,b,c}	1.506 1.117 121.3	∠C _b C _c H _d	110.7	ED, MW
2-Propenoyl chloride		C _a —C _b C _c —O ∠C _a C _b C _c ∠C _a C _b H	1.35 1.19 123 120 (ass.)	C _b —C _c C—H ∠C _b C _c Cl ∠C _b C _a H	1.48 1.086 (ass.) 116 121.5 (ass.)	C _c —Cl ∠C _b C _c O	1.82 127	MW
2-Propynal	H _a C _a ≡C _b —C _c H _c O (planar)	C _a —C _b C _a —H _a ∠C _a C _b C _c	1.211 1.085 178.6	C _b —C _c C _c —H _c ∠C _b C _c O	1.453 1.130 124.2	C _c —O ∠C _b C _c H _c	1.214 113.7	ED, MW
Propyne	H ₃ C _c —C _b ≡C _a H	C _c —C _b C _a —H	1.459 1.056	C _b —C _a C _c —H	1.206 1.105	∠HC _c C _b	110.2	MW
Propynal isocyanide	H ₃ C _c —C _b ≡C _a —N≡C	C _c —C _b (<i>r_s</i>) N—C (<i>r_s</i>)	1.456 1.175	C _b —C _a (<i>r_s</i>) C _c —H (<i>r_s</i>)	1.206 1.090	C _a —N (<i>r_s</i>) ∠HC _c C _b (<i>θ_s</i>)	1.316 110.7	MW
Pyrazine		C—C ∠CCH	1.339 123.9	C—N ∠CCN	1.403 115.6	C—H	1.115	ED
Pyridazine		C _a —C _b N—N	1.393 1.330	C _b —C _b ∠NCC	1.375 123.7	C _a —N ∠NNC	1.341 119.3	ED, MW

Compound	Structure	Bond distances in Å and angles in degrees						Method
Pyridine		C_a-C_b C_a-H_a $\angle C_a C_b C_c$ $\angle C_a N C_a$	1.395 1.084 118.5 116.8	C_b-C_c C_b-H_b $\angle C_b C_c C_a$ $\angle N C_a C_b$	1.394 1.081 118.3 123.9	C_a-N C_c-H_c $\angle C_c C_b H_b$ $\angle N C_a H_a$	1.340 1.077 121.3 115.9	MW
Pyrimidine		$C-C$ $\angle N C N$	1.393 127.6	$C-N$ $\angle C N C$	1.340 115.5			ED
Pyrrole		C_a-C_b C_a-H_a $\angle C_a C_b C_b$ $\angle C_b C_b H$	1.382 1.076 107.4 127.1	C_b-C_b C_b-H_b $\angle C_a N C_a$ $\angle N C_a H_a$	1.417 1.077 109.8 121.5	C_a-N $N-H$ $\angle N C_a C_b$	1.370 0.996 107.7	MW
Pyruvonitrile		C_a-C_b $C-N$ $\angle C_a C_b C$	1.518 1.17 114.2	C_b-C $C-O$ $\angle C_a C_b O$	1.477 1.208 124.5	$C-H$ $\angle H C H$ $\angle C C N$	1.12 109.2 179	ED, MW
Ruthenium carbide	RuC	$Ru-C$	1.607					UV
Silacyclobutane		$C-C$ $Si-H$ $\angle Si C C$	1.571 1.47 84.8	$C-Si$ $\angle C C C$ dihedral angle between CCC and $CSiC$ planes	1.885 99.8 146	$C-H$ $\angle CSiC$	1.100 77.2	ED
Silaethene	$H_2Si=CH_2$	$Si-C(r_e)$ $\angle H C Si$	1.704 122.0	$Si-H(r_e)$ $\angle H Si C$	1.467 122.4	$C-H(r_e)$	1.082	MW
Silicon dicarbide	$CSiC$ (ring)	$C-C(r_s)$	1.269	$Si-C(r_s)$	1.832	$\angle CSiC(\theta_s)$	40.5	MW
Silylchloroacetylene	$SiH_3C\equiv CCl$	$C-C$ $Si-H$ $Si-C$ $\angle H Si C$	1.234 1.488 1.850 107.25	$Si-C$ $C-N$	1.812 1.156	$C-Cl$ $Si-H$	1.620 1.487	ED
Silyl cyanide	$SiH_3C\equiv N$	$Si-C$ $\angle H Si C$	1.850 107.25	$C-N$	1.156	$Si-H$	1.487	ED, MW
Sodium carbide	NaC	$Na-C$	2.232					MW
Spiro[2.2]pentane		C_b-C_b $\angle C_b C_a C_b$	1.52 62	C_a-C_b $\angle H C H$	1.47 118	$C-H$	1.09	ED
Strontium methyl	$SrCH_3$	$Sr-C$	2.487	$C-H$ (ass.)	1.104	$\angle H C H$	105.8	UV
Succinonitrile		$C-C$ $C-H$	1.561 1.09	$C-C(N)$ $\angle C C C$	1.465 110.4	$C-N$ dihedral angle of $CCCC$ for <i>gauche</i> conformer	1.161 75	ED
Tetrabromomethane	CBr_4 (T_d)	$C-Br$	1.935					ED
Tetrachloroethene	$CCl_2=CCl_2$	$C-C$	1.354	$C-Cl$	1.718	$\angle Cl C Cl$	115.7	ED
Tetrachloromethane	CCl_4 (T_d)	$C-Cl$	1.767					ED
Tetracyanoethene	$(CN)_2C=C(CN)_2$	$C-C$ $\angle CC=C$	1.435 121.1	$C=C$	1.357	$C-N$	1.162	ED
2,2,4,4-Tetrafluoro-1,3-dithietane		$C-S$ $\angle F C S$	1.785 113.7	$C-F$	1.314	$\angle C S C$	83.2	ED
Tetrafluoroethene	$CF_2=CF_2$	$C-C$	1.31	$C-F$	1.319	$\angle C C F$	123.8	ED
Tetrafluoromethane	CF_4 (T_d)	$C-F$	1.323					ED

Compound	Structure	Bond distances in Å and angles in degrees						Method
Tetrahydrofuran		C—C	1.536	C—O	1.428	C—H	1.115	ED
Tetrahydropyran		C—C ∠COC ∠CCC (O)	1.531 111.5 111	C—O ∠OCC	1.420 111.8	C—H ∠CCC (C)	1.116 108	ED
Tetrahydrothiophene		C—C ∠CCC	1.536 105.0	C—S ∠CSC	1.839 93.4	C—H ∠SCC	1.120 106.1	ED
Tetraiodomethane	CI ₄ (T _d)	C—I	2.15					ED
Tetramethylgermane	(CH ₃) ₄ Ge	C—Ge	1.945	C—H	1.12	∠GeCH	108	ED
Tetramethyl lead	(CH ₃) ₄ Pb	C—Pb	2.238					ED
Tetramethylsilane	(CH ₃) ₄ Si	C—Si	1.875	C—H	1.115	∠HCH	109.8	ED
Tetramethylstannane	(CH ₃) ₄ Sn	C—Sn	2.144	C—H	1.12			ED
1,2,5-Thiadiazole		C—C C—H ∠CCN	1.420 1.079 113.8	C—N ∠NSN	1.328 99.6	S—N ∠CCH	1.631 126.2	MW
1,3,4-Thiadiazole		C—S C—H ∠CCN	1.721 1.08 112.2	C—N ∠CSC ∠NCH	1.302 86.4 123.5	N—N ∠SCN ∠SCH	1.371 114.6 121.9	MW
Thietane		C—C ∠CSC	1.549 76.8	C—S ∠HCH (av.)	1.847 112	C—H (av.) dihedral angle between CCC and CSC planes	1.100 154	ED, MW
Thiirane		C—C ∠CSC dihedral angle between CH ₂ plane and C—C bond	1.484 48.3 152	C—S ∠CCS	1.815 65.9	C—H ∠HCH	1.083 116	MW
Thioacetaldehyde		C _a —S (r _s) C _a —H (r _s) ∠C _b C _a S (θ _s)	1.610 1.089 125.3	C _a —C _b (r _s) C _b —H (r _s) ∠C _b C _a H (θ _s)	1.506 1.094 (av.) 119.4		110.6 (av.)	MW
Thiocarbonyl fluoride	F ₂ CS	C—S	1.589	C—F	1.315	∠FCF	107.1	MW
Thioformaldehyde	CH ₂ S	C—S	1.611	C—H	1.093	∠HCH	116.9	MW
Thioketene	H ₂ C=C=S	C—C (r _s) ∠HCH (θ _s)	1.314 119.8	C—S (r _s)	1.554	C—H (r _s)	1.080	IR
Thiophene		C _a —C _b C _a —H _a ∠C _a C _b C _c ∠SC _a H _a	1.370 1.078 112.5 119.9	C _b —C _c C _b —H _b ∠C _b SC _a ∠C _b C _c H _b	1.423 1.081 92.2 124.3	C _a —S ∠SC _a C _b	1.714 115.5	MW
Toluene	C ₆ H ₅ —CH ₃	C—C (ring)	1.399	C—CH ₃	1.524	C—H (av.)	1.11	ED
1,1,1-Tribromoethane	CH ₃ CBr ₃	C—C ∠BrCBr	1.51 (ass.) 111	C—Br ∠CCBr	1.93 108	C—H ∠CCH	1.095 (ass.) 109.0 (ass.)	MW

Compound	Structure	Bond distances in Å and angles in degrees						Method
Tribromomethane	CHBr_3 (C_{3v})	C—Br	1.924	C—H	1.11	$\angle\text{BrCBr}$	111.7	ED, MW
Tri- <i>tert</i> -butyl methane	$\text{HC}_a[\text{C}_b(\text{C}_c\text{H}_3)_3]_3$	C_a-C_b	1.611	C_b-C_c	1.548	C—H	1.111	ED
		$\angle\text{C}_a\text{C}_b\text{C}_c$	113.0					
Trichloroacetonitrile	CCl_3CN	C—C	1.460	C—N	1.165	C—Cl	1.763	ED
		$\angle\text{ClCCl}$	110.0					
1,1,1-Trichloroethane	CH_3CCl_3	C—C	1.541	C—Cl	1.771	C—H	1.090	MW
		$\angle\text{CCCl}$	109.6	$\angle\text{ClCCl}$	109.4	$\angle\text{HCH}$	110.0	
		$\angle\text{CCH}$	108.9					
Trichlorofluoromethane	CCl_3F	C—Cl	1.754	C—F	1.362	$\angle\text{ClCCl}$	111	MW
Trichloromethane	CHCl_3	C—Cl	1.758	C—H	1.100	$\angle\text{ClCCl}$	111.3	MW
Trichloromethylgermane	CH_3GeCl_3	C—Ge	1.89	Ge—Cl	2.132	C—H	1.103	ED, MW
		$\angle\text{ClGeCl}$	106.4	$\angle\text{GeCH}$	110.5 (ass.)			
Trichloromethylsilane	CH_3SiCl_3	C—Si	1.876	Si—Cl	2.021			MW
Trichloromethylstannane	CH_3SnCl_3	C—Sn	2.10	Sn—Cl	2.304	C—H	1.100	ED
1,1,1-Trichloro-2,2,2-trifluoroethane	CF_3CCl_3 (staggered configuration)	C—C	1.54	C—F	1.33	C—Cl	1.77	MW
		$\angle\text{CCF}$	110	$\angle\text{CCCl}$	109.6			
		$\angle\text{CSnCl}$	113.9	$\angle\text{ClSnCl}$	104.7	$\angle\text{SnCH}$	108	
Triethylenediamine	 (D_{3h})	C—C	1.562	C—N	1.472	$\angle\text{CNC}$	108.7	ED
		$\angle\text{NCC}$	110.2					
Trifluoroacetic acid		C—C	1.546	C—O _a	1.192	C—O _b	1.35	ED
		C—F	1.325	O—H	0.96 (ass.)			
		$\angle\text{CCO}_a$	126.8	$\angle\text{CCO}_b$	111.1	$\angle\text{CCF}$	109.5	
1,1,1-Trifluoroethane	CH_3CF_3	C—C	1.494	C—F	1.340	C—H	1.081	ED
Trifluoroiodomethane	CF_3I (C_{3v})	C—F	1.330	C—I	2.138	$\angle\text{FCF}$	108.1	ED, MW
Trifluoromethane	CHF_3 (C_{3v})	C—F	1.332	C—H	1.098	$\angle\text{FCF}$	108.8	MW
Trifluoromethanesulfonyl fluoride	$\text{CF}_3\text{SO}_2\text{F}_a$	C—S	1.835	C—F (av.)	1.325	S—O	1.410	ED
		S—F _a	1.543	$\angle\text{CSF}_a$	95.4	$\angle\text{CSO}$	108.5	
		$\angle\text{OSO}$	124.1	$\angle\text{FCF}$	109.8			
Trifluoromethylimino-sulfur difluoride	$\text{CF}_3\text{N}=\text{SF}_2$	C—N	1.409	S—N	1.477	S—F	1.594	ED, MW
		C—F	1.331	$\angle\text{CNS}$	127.2	$\angle\text{NSF}$	112.7	
		$\angle\text{FSF}$	92.8	$\angle\text{FCF}$	108.1			
Trifluoromethyl peroxide	CF_3OOCF_3	O—O	1.42	C—O	1.399	C—F	1.320	ED
		$\angle\text{COO}$	107	$\angle\text{FCF}$	109.0	COOC dihedral angle of internal rotation	123	
		$\angle\text{CCF}$	119.2	$\angle\text{CCH}$	112			
Trimethyl aluminium	$(\text{CH}_3)_3\text{Al}$	C—Al	1.957	C—H	1.113			ED
		$\angle\text{CAIC}$	120	$\angle\text{AlCH}$	111.7			
Trimethylamine	$(\text{CH}_3)_3\text{N}$	C—N	1.458	C—H	1.100			ED
		$\angle\text{CNC}$	110.9	$\angle\text{HCH}$	110			
Trimethylarsine	$(\text{CH}_3)_3\text{As}$	C—As	1.979	$\angle\text{CAsC}$	98.8	$\angle\text{AsCH}$	111.4	ED
Trimethyl bismuth	$(\text{CH}_3)_3\text{Bi}$	C—Bi	2.263	C—H	1.07	$\angle\text{CBiC}$	97.1	ED
Trimethylborane	$(\text{CH}_3)_3\text{B}$	C—B	1.578	C—H	1.114			ED
		$\angle\text{CBC}$	120	$\angle\text{BCH}$	112.5			
Trimethylphosphine	$(\text{CH}_3)_3\text{P}$	C—P	1.847	C—H	1.091			ED
		$\angle\text{CPC}$	98.6	$\angle\text{PCH}$	110.7			
1,3,5-Trioxane		C—O	1.422	$\angle\text{OCO}$	112.2	$\angle\text{COC}$	110.3	MW

Compound	Structure	Bond distances in Å and angles in degrees						Method
Triphenylamine	(C ₆ H ₅) ₃ N (C ₃)	C—C	1.392	C—N	1.42	∠CNC	116	ED
		torsional dihedral angle of phenyl rings	47					
Tungsten carbide	WC	W—C	1.7135					UV
Tungsten carbonyl	W(CO) ₆ (O _h)	W—C	2.059	C—O	1.149			ED
Vanadium carbonyl	V(CO) ₆ (O _h , involving dynamic Jahn-Teller effect)	V—C	2.015	C—O	1.138			ED
Vinyl bromide	See Vinyl chloride	C—C	1.3256	C—Br	1.8835	C—H _a	1.0780	MW
		C—H _b	1.0804	C—H _c	1.0794	∠CCBr	122.62	
		∠CCH _a	124.34	∠CCH _b	119.28	∠CCH _c	122.03	
Vinyl chloride		C—C	1.3262	C—Cl	1.7263	C—H _a	1.0783	MW
		C—H _b	1.0796	C—H _c	1.0796	∠CCCl	122.75	
		∠CCH _a	123.91	∠CCH _b	119.28	∠CCH _c	121.77	
Vinyl fluoride	See Vinyl chloride	C—C	1.3210	C—F	1.3428	C—H _a	1.0796	MW
		C—H _b	1.0774	C—H _c	1.0789	∠CCF	121.70	
		∠CCH _a	125.95	∠CCH _b	118.97	∠CCH _c	121.34	
Vinyl iodide	See Vinyl chloride	C—C	1.3276	C—I	2.0830	C—H _a	1.0787	MW
		C—H _b	1.0823	C—H _c	1.0799	∠CCI	122.97	
		∠CCH _a	123.54	∠CCH _b	119.36	∠CCH _c	122.30	
Zinc cyanide	ZnC≡N (linear)	Zn—C	1.955	C—N	1.146			MW

CHARACTERISTIC BOND LENGTHS IN FREE MOLECULES

David R. Lide

This is a summary of typical bond lengths in gas-phase molecules. The value given for each bond is near the mid-range of values found in simple molecules. Bond lengths usually vary by 1% or 2%, and often by more, depending on the nature of the other bonds attached to the two atoms in question. References 1 and 2 give measured bond lengths in individual gas-phase molecules, as determined by spectroscopic and electron diffraction methods.

All bond lengths are given in Å (1 Å = 10⁻¹⁰ m).

References

1. "Structure of Free Molecules in the Gas-Phase," *CRC Handbook of Chemistry and Physics*, 95th Edition, 2014.
2. Harmony, M. D., Laurie, V. W., Kuczkowski, R. L., Schwendeman, R. H., Ramsay, D. A., Lovas, F. J., Lafferty, W. J., and Maki, A. G., *J. Phys. Chem. Ref. Data* 8, 619, 1979.
3. Lide, D. R., *Tetrahedron* 17, 125, 1962.

A. Characteristic lengths of single bonds in Å.

	As	B	Br	C	Cl	F	Ge	H	I	N	O	P	S	Sb	Se	Si
As	2.10															
Br	2.32	1.89	2.28													
C	1.98	1.58	1.93	1.53												
Cl	2.17	1.74	2.14	1.77	1.99											
F	1.71	1.31	1.76	1.35	1.63	1.41										
Ge			2.30	1.95	2.15	1.73	2.40									
H	1.51	1.19	1.41	1.09	1.28	0.92	1.53	0.74								
I		2.12	2.47	2.13	2.32	1.91	2.51	1.61	2.67							
N		1.39		1.46	1.90	1.37		1.02		1.45						
O		1.35		1.42	1.70	1.42		0.96		1.43	1.48					
P		1.94	2.22	1.85	2.04	1.57		1.42		1.65		2.25				
S			2.24	1.82	2.05	1.56		1.34					2.00			
Sb			2.49		2.33	1.88		1.70	2.27							
Se				1.95		1.71		1.47							2.33	
Si			2.21	1.87	2.05	1.58		1.48	2.44		1.63		2.14			2.33
Sn			2.50	2.14	2.30	1.94		1.71	2.67							
Te						1.82		1.66								

B. Lengths of multiple bonds (non-ring molecules) in Å.

C=C	1.34
C≡C	1.20
C=N	1.21
C≡N	1.16
C=O	1.21
C=S	1.61
N=N	1.24
N≡N	1.13
N=O	1.18
O=O	1.21

C. Effect of environment on carbon-carbon single bond lengths in Å (other single bonds not shown). From Reference 3.

Configuration	C—C Length	Examples of Molecules
C—C	1.526	H ₃ C—CH ₃
C—C=	1.501	H ₃ C—CH=CH ₂
C—C≡	1.459	H ₃ C—C≡CH
=C—C=	1.467	H ₂ C=CH—CH=CH ₂
≡C—C=	1.445	HC≡C—CH=CH ₂
≡C—C≡	1.378	HC≡C—C≡CH

D. Some metal-carbon bond lengths in gas-phase molecules in Å.

Al—C	1.96
Be—C	1.70
Bi—C	2.26
Cd—C	2.11
Co—C	1.88
Cr—C	1.92*
Cu—C	1.83
Fe—C	1.82*
Hg—C	2.08
Mo—C	2.06*
Ni—C	1.83
Pb—C	2.24
Sn—C	2.14
V—C	2.02*
W—C	2.06*
Zn—C	1.93

* In carbonyl molecules

ATOMIC RADII OF THE ELEMENTS

Manjeera Mantina, Rosendo Valero, Christopher J. Cramer, and Donald G. Truhlar

Atomic radii are not precisely defined, but are nevertheless very widely used parameters in modeling and understanding molecular structure and interactions. Three main classes of radii may be identified: van der Waals radii (which include radii used to characterize steric interactions), covalent radii, and ionic radii. This section is concerned with the first two; ionic radii are covered in another section of the *Handbook* called “Ionic Radii in Crystals.”

There are many scales of van der Waals radii, but they are not fully consistent with one another. The van der Waals radii determined by Bondi [1] from x-ray diffraction data, crystal densities, gas kinetic collision cross sections, critical densities, and liquid-state properties are the most widely used values, but Bondi recommended radius values for only 28 of the 44 main-group elements in the periodic table plus 9 transition metals and one actinide. Rowland and Taylor [2] redetermined nine of the main-group radii from crystal structure data and recommended that Bondi’s values be accepted except for H, for which they recommended a new value; we accepted their recommendation for H and adopted Bondi’s 27 other values for main-group elements. Radii for the 16 remaining main-group elements were determined from electronic structure calculations on selected van der Waals molecules by analyzing the results in a way designed to yield radii compatible with Bondi’s scale for main-group elements [3]. Bondi’s values for the transition metals and actinide are smaller than expected based on ionization potentials and covalent radii, so we do not adopt them, but defer to later recommendations based on analysis of a more extensive set of crystal data. Van der Waals radii for the remaining elements through atomic number $Z = 93$ were taken from Hu et al. [4], who determined them from bond valence parameters (this gives radii usually within 0.1 Å to 0.15 Å of the radii from average atomic volumes in crystals as obtained by statistical analysis of the Cambridge Structural Database [5], but the results show a smoother variation with atomic number). Van der Waals radii for the elements with $Z = 94$ to 103 were based on the work of Guzei and Wendt [6], who modeled the zero-potential distance for the interaction potentials involved in nonbonded steric interactions; we increased their values by 6%, which is the value they found is needed to make their steric radii scale most consistent with Bondi’s van der Waals radii.

Covalent radii are more straightforward, especially for elements that tend to form only single bonds, although some researchers distinguish metallic bonds from covalent bonds. The covalent radii tabulated here are recommendations for single covalent bonds, and they are based on a comprehensive evaluation of experimental data by Cordero et al. [7], who recommended covalent radii for all elements up to $Z = 96$, and on an analysis combining experimental data and theoretical calculations by Pyykkö and Atsumi [8], who recommended single-bond covalent radii for all elements up to $Z = 118$. If one is interested in a specific coordination number, oxidation state, or type of ligand, one might find a more appropriate radius in the specialized literature or in the Characteristic Bond Lengths in Free Molecules table in this *Handbook* since the values in the table below are generic average values. In particular, we give the Pyykkö-Atsumi values for carbon and for $Z = 97$ to 118 and an average of the values from the two sources for all other elements. For Mn, Fe, and Co, Cordero et al. give two values, and we used the lower of these on the average because it corresponds to a smoother periodic trend.

Please note that the van der Waals radii of bromine and lithium have typographical errors in Ref. 3; the correct values (1.85 for Br and 1.82 for Li) in the table below are from Ref. 1.

All values are rounded to the nearest 0.01 Å, but in most cases the uncertainty in the value is of the order of 0.1 Å.

References

1. Bondi, A., *J. Phys. Chem.* 68, 441, 1964.
2. Rowland, R. S., and Taylor, R., *J. Phys. Chem.* 100, 7384, 1996.
3. Mantina, M., Chamberlin, A. C., Valero, R., Cramer, C. J., and Truhlar, D. G., *J. Phys. Chem., A* 113, 5806, 2009.
4. Hu, S.-Z., Zhou, Z.-H., and Robertson, B. E., *Z. Kristallogr.* 224, 375, 2009.
5. Hu, S.-Z., Zhou, Z.-H., and Tsai, K.-R., *Acta Physico-Chimica Sinica* 19, 1073, 2003.
6. Guzei, I. A. and Wendt, M., *Dalton Trans.*, 2006, 3991, 2006.
7. Cordero, B., Gómez, V., Platero-Prats, A. E., Revés, M., Echeverría, J., Cremades, E., Barragán, F., and Alvarez, S., *Dalton Trans.* 2008, 2832, 2008.
8. Pyykkö, P., and Atsumi, M., *Chem. Eur. J.* 15, 186, 2009.

Element	Symbol	$R_{\text{vdw}}/\text{\AA}$	$R_{\text{cov}}/\text{\AA}$
Actinium	Ac	2.47	2.01
Aluminum	Al	1.84	1.24
Americium	Am	2.44	1.73
Antimony	Sb	2.06	1.40
Argon	Ar	1.88	1.01
Arsenic	As	1.85	1.20
Astatine	At	2.02	1.48
Barium	Ba	2.68	2.06
Berkelium	Bk	2.44	1.68
Beryllium	Be	1.53	0.99
Bismuth	Bi	2.07	1.50
Bohrium	Bh		1.41
Boron	B	1.92	0.84
Bromine	Br	1.85	1.17
Cadmium	Cd	2.18	1.40

Element	Symbol	$R_{\text{vdw}}/\text{\AA}$	$R_{\text{cov}}/\text{\AA}$
Calcium	Ca	2.31	1.74
Californium	Cf	2.45	1.68
Carbon	C	1.70	0.75
Cerium	Ce	2.42	1.84
Cesium	Cs	3.43	2.38
Chlorine	Cl	1.75	1.00
Chromium	Cr	2.06	1.30
Cobalt	Co	2.00	1.18
Copernicium	Cp		1.22
Copper	Cu	1.96	1.22
Curium	Cm	2.45	1.68
Darmstadtium	Ds		1.28
Dubnium	Db		1.49
Dysprosium	Dy	2.31	1.80
Einsteinium	Es	2.45	1.65

Element	Symbol	$R_{vdw}/\text{\AA}$	$R_{cov}/\text{\AA}$
Erbium	Er	2.29	1.77
Europium	Eu	2.35	1.83
Fermium	Fm	2.45	1.67
Fluorine	F	1.47	0.60
Francium	Fr	3.48	2.42
Gadolinium	Gd	2.34	1.82
Gallium	Ga	1.87	1.23
Germanium	Ge	2.11	1.20
Gold	Au	2.14	1.30
Hafnium	Hf	2.23	1.64
Hassium	Hs		1.34
Helium	He	1.40	0.37
Holmium	Ho	2.30	1.79
Hydrogen	H	1.10	0.32
Indium	In	1.93	1.42
Iodine	I	1.98	1.36
Iridium	Ir	2.13	1.32
Iron	Fe	2.04	1.24
Krypton	Kr	2.02	1.16
Lanthanum	La	2.43	1.94
Lawrencium	Lr	2.46	1.61
Lead	Pb	2.02	1.45
Lithium	Li	1.82	1.30
Lutetium	Lu	2.24	1.74
Magnesium	Mg	1.73	1.40
Manganese	Mn	2.05	1.29
Meitnerium	Mt		1.29
Mendelevium	Md	2.46	1.73
Mercury	Hg	2.23	1.32
Molybdenum	Mo	2.17	1.46
Neodymium	Nd	2.39	1.88
Neon	Ne	1.54	0.62
Neptunium	Np	2.39	1.80
Nickel	Ni	1.97	1.17
Niobium	Nb	2.18	1.56
Nitrogen	N	1.55	0.71
Nobelium	No	2.46	1.76
Osmium	Os	2.16	1.36
Oxygen	O	1.52	0.64
Palladium	Pd	2.10	1.30
Phosphorus	P	1.80	1.09
Platinum	Pt	2.13	1.30
Plutonium	Pu	2.43	1.80
Polonium	Po	1.97	1.42

Element	Symbol	$R_{vdw}/\text{\AA}$	$R_{cov}/\text{\AA}$
Potassium	K	2.75	2.00
Praseodymium	Pr	2.40	1.90
Promethium	Pm	2.38	1.86
Protactinium	Pa	2.43	1.84
Radium	Ra	2.83	2.11
Radon	Rn	2.20	1.46
Rhenium	Re	2.16	1.41
Rhodium	Rh	2.10	1.34
Roentgenium	Rg		1.21
Rubidium	Rb	3.03	2.15
Ruthenium	Ru	2.13	1.36
Rutherfordium	Rf		1.57
Samarium	Sm	2.36	1.85
Scandium	Sc	2.15	1.59
Seaborgium	Sg		1.43
Selenium	Se	1.90	1.18
Silicon	Si	2.10	1.14
Silver	Ag	2.11	1.36
Sodium	Na	2.27	1.60
Strontium	Sr	2.49	1.90
Sulfur	S	1.80	1.04
Tantalum	Ta	2.22	1.58
Technetium	Tc	2.16	1.38
Tellurium	Te	2.06	1.37
Terbium	Tb	2.33	1.81
Thallium	Tl	1.96	1.44
Thorium	Th	2.45	1.90
Thulium	Tm	2.27	1.77
Tin	Sn	2.17	1.40
Titanium	Ti	2.11	1.48
Tungsten	W	2.18	1.50
Ununhexium	Uuh		1.75
Ununoctium	Uuo		1.57
Ununpentium	Uup		1.62
Ununquadium	Uuq		1.43
Ununseptium	Uus		1.65
Ununtrium	Uut		1.36
Uranium	U	2.41	1.83
Vanadium	V	2.07	1.44
Xenon	Xe	2.16	1.36
Ytterbium	Yb	2.26	1.78
Yttrium	Y	2.32	1.76
Zinc	Zn	2.01	1.20
Zirconium	Zr	2.23	1.64

DIPOLE MOMENTS

David R. Lide

This table gives selected values of the electric dipole moment for over 800 molecules. When available, values determined by microwave spectroscopy, molecular beam electric resonance, and other high-resolution spectroscopic techniques were selected. Otherwise, the values come from measurements of the dielectric constant in the gas phase or, if these do not exist, in the liquid phase. Entries are listed alphabetically; compounds not containing carbon are listed first, followed by compounds containing carbon.

The dipole moment is given in debye units (D). The conversion factor to SI units is $1 \text{ D} = 3.33564 \times 10^{-30} \text{ C m}$.

Dipole moments of individual conformers (rotational isomers) are given when they have been measured. The conformers are designated as *gauche*, *trans*, *axial*, etc. The meaning of these terms can be found in the references. In some cases an average value, obtained from measurements on the bulk gas, is also given. Other information on molecules that have been studied by spectroscopy, such as the components of the dipole moment in the molecular framework and the variation with vibrational state and isotopic species, is given in the references.

When the accuracy of a value is explicitly stated (i.e., 1.234 ± 0.005), the stated uncertainty generally indicates two or three standard deviations. When no uncertainty is given, the value may be assumed to be precise to a few units in the last decimal place. However, if more than three decimal places are given, the exact interpretation of the final digits may require analysis of the vibrational averaging.

Values measured in the gas phase that are questionable because of undetermined error sources are indicated as approximate (\approx). Values obtained by liquid phase measurements, which sometimes have large errors because of association effects, are enclosed in brackets, e.g., [1.8].

References

- Nelson, R. D., Lide, D. R., and Maryott, A. A., *Selected Values of Electric Dipole Moments for Molecules in the Gas Phase*, Natl. Stand. Ref. Data Ser. — Nat. Bur. Stnds. 10, 1967.
- Landolt-Börnstein, *Numerical Data and Functional Relationships in Science and Technology, New Series*, II/6 (1974), Springer-Verlag, Heidelberg.
- Landolt-Börnstein, *Numerical Data and Functional Relationships in Science and Technology, New Series*, II/14a (1982), Springer-Verlag, Heidelberg.
- Landolt-Börnstein, *Numerical Data and Functional Relationships in Science and Technology, New Series*, II/14b (1983), Springer-Verlag, Heidelberg.
- Landolt-Börnstein, *Numerical Data and Functional Relationships in Science and Technology, New Series*, II/19c (1992), Springer-Verlag, Heidelberg.
- Landolt-Börnstein, *Numerical Data and Functional Relationships in Science and Technology, New Series*, II/24c (2002), Springer-Verlag, Heidelberg.
- Riddick, J. A., Bunger, W. B., and Sakano, T. K., *Organic Solvents, Fourth Edition*, John Wiley & Sons, New York, 1986.
- Kasuya, T., Lafferty, W. J., and Lide, D. R., *J. Chem. Phys.* 48, 1, 1968.
- Kirchhoff, W. H., and Lide, D. R., *J. Chem. Phys.* 51, 467, 1969.
- Durig, J. R., Li, Y. S., and Rizzolo, J. J., *J. Chem. Phys.* 77, 5885, 1982.
- Ogata, T., Mochizuki, A. and Yamashita, E., *J. Chem. Phys.* 87, 2531, 1987.
- Rego, A., and Cox, A. P., *J. Chem. Phys.* 89, 124, 1988.
- Tyblewski, M., et al., *J. Chem. Phys.* 97, 6168, 1992.
- Kawashima, Y., et al., *J. Chem. Phys.* 99, 820, 1993.
- Caminati, W., Melandri, S., and Favero, L., *J. Chem. Phys.* 100, 8569, 1994.
- Cederberg, J., et al., *J. Chem. Phys.* 105, 3361, 1996.
- Bauder, A., et al., *J. Chem. Phys.* 106, 7558, 1997.
- Muller, H. S. P., Miller, C. E., and Cohen, E. A., *J. Chem. Phys.* 107, 8292, 1997.
- Burgh, D. J., Suenram, R. D., and Stevens, W. J., *J. Chem. Phys.* 111, 3526, 1999.
- Blake, T. A., et al., *J. Chem. Phys.* 98, 6031, 1993.
- Ruoff, R. S., et al., *J. Chem. Phys.* 89, 138, 1988.
- Muenter, J. S., *J. Chem. Phys.* 90, 4048, 1989.
- Peterson, J. I., Suenram, R. D., and Lovas, F. J., *J. Chem. Phys.* 90, 5964, 1989.
- Suenram, R. D., Lovas, F. J., and Matsumura, K., *Astrophys. J. Lett.* 342, 103, 1989.
- Groner, P., et al., *J. Chem. Phys.* 91, 1434, 1989.
- Suenram, R. D., Lovas, F. J., Fraser, G. T., and Matsumura, K., *J. Chem. Phys.* 92, 4724, 1990.
- Andrews, A. M., et al., *J. Chem. Phys.* 93, 7030, 1990.
- Peterson, K. I., Suenram, R. D., and Lovas, F. J., *J. Chem. Phys.* 94, 106, 1991.
- Iida, M., Ohshima, Y., and Endo, Y., *J. Chem. Phys.* 95, 4772, 1991.
- Andrews, A. M., Hillig, K. W., and Kuczkowski, R. L., *J. Chem. Phys.* 96, 1784, 1992.
- Ruoff, R. S., et al., *J. Chem. Phys.* 96, 3441, 1992.
- Germann, T. C., Tschopp, S. L., and Gutowsky, H. S., *J. Chem. Phys.* 97, 1619, 1992.
- Taleb-Bendiab, A., Hillig, K. W., and Kuczkowski, R. L., *J. Chem. Phys.* 97, 2996, 1992.
- Taleb-Bendiab, A., Hillig, K. W., and Kuczkowski, R. L., *J. Chem. Phys.* 98, 3627, 1993.
- Xu, L.-W., and Kuczkowski, R. L., *J. Chem. Phys.* 100, 15, 1994.
- Peterson, K. I., Suenram, R. D., and Lovas, F. J., *J. Chem. Phys.* 102, 7807, 1995.
- Tatamitani, Y., and Ogata, T., *J. Chem. Phys.* 121, 9885, 2004.
- Medvedev, I., et al., *Astrophys. J. Suppl.* 148, 593, 2003.
- Lesarri, A., Suenram, R. D., and Brugh, D., *J. Chem. Phys.* 117, 9651, 2002.
- Arunan, E., et al., *J. Chem. Phys.* 117, 9766, 2002.
- Smith, T. C., Clouthier, D. J., and Steimle, T. C., *J. Chem. Phys.* 115, 817, 2001.
- Peebles, S. A., Sun, L., and Kuczkowski, R. L., *J. Chem. Phys.* 110, 6804, 1999.
- Namiki, K. C., Robinson, J. S., and Steimle, T. C., *J. Chem. Phys.* 109, 5283, 1998.
- Peebles, S. A., and Kuczkowski, R. L., *J. Chem. Phys.* 109, 5276, 1998.
- Sauer, B. E., Wang, J., and Hinds, E. A., *J. Chem. Phys.* 105, 7412, 1996.
- Fry, J. L., Drouin, B. J., and Miller, C. E., *J. Chem. Phys.* 124, 084304, 2006.
- Christiansen, J. J., *J. Mol. Spectrosc.* 231, 131, 2005.
- Kisiel, Z., et al., *Chem. Phys. Lett.* 325, 523, 2000.
- Lovas, F. J., et al., *Astrophys. J. Lett.* 455, 201, 1995.
- Suenram, R. D., and Lovas, F. J., *Astrophys. J. Lett.* 429, 89, 1994.
- Biermann, S., et al., *J. Chem. Phys.* 105, 9754, 1996.
- McGlone, S., and Bauder, A., *J. Chem. Phys.* 109, 5383, 1998.
- Peebles, S. A., and Kuczkowski, R. L., *J. Chem. Phys.* 111, 10511, 1999.
- Plusquellic, D. E., et al., *J. Chem. Phys.* 115, 3057, 2001.
- Muller, H. S. P., and Cohen, E. A., *J. Chem. Phys.* 116, 2407, 2002.
- Andrews, A. M., and Kuczkowski, R. L., *J. Chem. Phys.* 98, 791, 1993.
- Lovas, F. J., et al., *J. Chem. Phys.* 92, 891, 1990.
- Klots, T. D., Emilsson, T., and Gutowsky, H. S., *J. Chem. Phys.* 97, 5335, 1992.
- Careless, A. J., Kroto, H. W., and Landsberg, B. M., *Chem. Phys.* 1, 371, 1973.
- Costain, C. C., and Kroto, H. W., *Can. J. Phys.* 50, 1453, 1972.
- Kroto, H. W., Nixon, J. F., and Ohno, K., *J. Mol. Spectrosc.* 90, 367, 1981.
- Kroto, H. W., Nixon, J. F., and Simmons, N. P. C., *J. Mol. Spectrosc.* 82, 185, 1980.
- Kroto, H. W., Nixon, J. F., and Ohno, K., *J. Mol. Spectrosc.* 77, 270, 1979.
- Cox, A. P., Ewart, I. C., and Gayton, T. R., *J. Mol. Spectrosc.* 125, 76, 1987.
- Cohen, E. A., and Pickett, H. M., *J. Mol. Spectrosc.* 87, 582, 1981.
- Peebles, S. A., and Peebles, R. A., *J. Mol. Struct.* 607, 19, 2002.
- Suenram, R. D., Lovas, F. J., and Pickett, H. M., *J. Mol. Spectrosc.* 116, 406, 1986.
- Kroto, H. W., and Landsberg, B. M., *J. Mol. Spectrosc.* 62, 346, 1976.

Name	Mol. Form.	μ/D	Ref.
Compounds not containing carbon			
Aluminum monofluoride	AlF	1.53 ± 0.15	1
Ammonia	H ₃ N	1.4718 ± 0.0002	5
Arsenic(III) chloride	AsCl ₃	1.59 ± 0.08	1
Arsenic(III) fluoride	AsF ₃	2.59 ± 0.05	1
Arsine	AsH ₃	0.217 ± 0.003	5
Barium oxide	BaO	7.954 ± 0.003	5
Barium sulfide	BaS	10.86 ± 0.02	3
Bromine chloride	BrCl	0.519 ± 0.004	3
Bromine dioxide	BrO ₂	2.8 ± 0.1	18
Bromine fluoride	BrF	1.422 ± 0.016	3
Bromine oxide	BrO	1.76 ± 0.04	2
Bromine pentafluoride	BrF ₅	1.51 ± 0.15	1
Bromosilane	BrH ₃ Si	1.319	3
Bromotrifluorosilane	BrF ₃ Si	0.835 ± 0.007	64
Calcium monochloride	CaCl	≈ 3.6	4
Cesium chloride	ClCs	10.387 ± 0.004	2
Cesium fluoride	CsF	7.884 ± 0.001	2
Cesium sodium	CsNa	4.75 ± 0.20	2
Chlorine fluoride	ClF	0.888061	5
Chlorine oxide	ClO	1.297 ± 0.001	5
Chlorine trifluoride	ClF ₃	0.6 ± 0.1	1
Chloroborane	BClH ₂	0.75 ± 0.05	14
Chlorogermane	ClGeH ₃	2.13 ± 0.02	1
Chlorosilane	ClH ₃ Si	1.31 ± 0.01	1
Chlorosyl fluoride	ClFO	1.93 ± 0.02	55
Chlorotrifluorosilane	ClF ₃ Si	0.636 ± 0.004	5
Chromium monoxide	CrO	3.88 ± 0.13	5
Copper(I) fluoride	CuF	5.77 ± 0.29	2
Copper(II) oxide	CuO	4.5 ± 0.5	5
Dichlorosilane	Cl ₂ H ₂ Si	1.17 ± 0.02	1
Difluoramine	F ₂ HN	1.92 ± 0.02	1
Difluorine dioxide	F ₂ O ₂	1.44 ± 0.07	1
Difluoroborane	BF ₂ H	0.971 ± 0.010	8
cis-Difluorodiazine	F ₂ N ₂	0.16 ± 0.01	1
Difluorosilane	F ₂ H ₂ Si	1.55 ± 0.02	1
Difluorosilylene	F ₂ Si	1.23 ± 0.02	2
Disiloxane	H ₆ OSi ₂	0.24 ± 0.02	1
Fluoramine	FH ₂ N	2.27 ± 0.18	5
Fluorine azide	FN ₃	≈ 1.3	5
Fluorine monoxide	F ₂ O	0.308180	5
Fluorine oxide	FO	0.0043 ± 0.0004	5
Fluoroborane	BF	≈ 0.5	2
Fluorogermane	FGeH ₃	2.33 ± 0.12	2
Fluorosilane	FH ₃ Si	1.2969 ± 0.0006	5
Gallium monofluoride	FGa	2.45 ± 0.05	2
Germanium(II) fluoride	F ₂ Ge	2.61 ± 0.02	2
Germanium(II) oxide	GeO	3.2823 ± 0.0001	2
Germanium(II) selenide	GeSe	1.65 ± 0.05	2
Germanium(II) sulfide	GeS	2.00 ± 0.06	2
Germanium(II) telluride	GeTe	1.06 ± 0.07	2
Germylazide	GeH ₃ N ₃	2.58 ± 0.02	25
Hafnium monoxide	HfO	3.431 ± 0.005	26
Hafnium(IV) oxide	HfO ₂	7.92 ± 0.01	39
Hexaborane(10)	B ₆ H ₁₀	2.50 ± 0.05	3

Name	Mol. Form.	μ/D	Ref.
Hydrazine	H ₄ N ₂	1.75 ± 0.09	1
Hydrazoic acid	HN ₃	1.70 ± 0.09	3
Hydrogen bromide	BrH	0.8272 ± 0.0003	3
Hydrogen chloride	ClH	1.1086 ± 0.0003	3
Hydrogen fluoride	FH	1.826178	2
Hydrogen iodide	HI	0.448 ± 0.001	2
Hydrogen peroxide	H ₂ O ₂	1.573 ± 0.001	65
Hydrogen sulfide	H ₂ S	0.97833	5
Hydroxyl	HO	1.655 ± 0.001	5
Hydroxylamine	H ₃ NO	0.59 ± 0.05	2
Hypochlorous acid	ClHO	≈ 1.3	2
Hypofluorous acid	FHO	2.23 ± 0.11	3
Imidogen	HN	1.39 ± 0.07	3
Indium(I) chloride	ClIn	3.79 ± 0.19	2
Indium(I) fluoride	FIn	3.40 ± 0.07	2
Iodine bromide	BrI	0.726 ± 0.003	5
Iodine chloride	ClI	1.24 ± 0.02	2
Iodine fluoride	FI	1.948 ± 0.020	3
Iodine monoxide	IO	2.45 ± 0.05	2
Iodine pentafluoride	F ₅ I	2.18 ± 0.11	1
Lanthanum monoxide	LaO	3.207 ± 0.011	26
Lead(II) oxide	OPb	4.64 ± 0.50	2
Lead(II) sulfide	PbS	3.59 ± 0.18	2
Lithium bromide	BrLi	7.268 ± 0.001	2
Lithium chloride	CLi	7.12887	2
Lithium fluoride	FLi	6.3274 ± 0.0002	3
Lithium fluoride–sodium fluoride complex	FLi•FNa	2.62 ± 0.02	51
Lithium hydride	HLi	5.884 ± 0.001	2
Lithium hydroxide	HLiO	4.754 ± 0.002	3
Lithium iodide	ILi	7.428 ± 0.001	2
Lithium monoxide	LiO	6.84 ± 0.03	2
Lithium potassium	KLi	3.45 ± 0.20	2
Lithium rubidium	LiRb	4.0 ± 0.1	2
Lithium sodium	LiNa	0.463 ± 0.002	2
Magnesium oxide	MgO	6.2 ± 0.6	5
Mercapto	HS	0.7580 ± 0.0001	3
Nitric acid	HNO ₃	2.17 ± 0.02	1
Nitric oxide	NO	0.15872	2
Nitrogen dioxide	NO ₂	0.316 ± 0.010	1
Nitrogen sulfide	NS	1.81 ± 0.02	2
Nitrogen trichloride	Cl ₃ N	0.39 ± 0.01	3
Nitrogen trifluoride	F ₃ N	0.235 ± 0.004	1
Nitrogen trioxide	N ₂ O ₃	2.122 ± 0.010	2
Nitrosyl bromide	BrNO	≈ 1.8	1
Nitrosyl fluoride	FNO	1.730 ± 0.003	3
Nitrosyl hydride	HNO	1.62 ± 0.03	3
Nitrous acid (<i>cis</i>)	HNO ₂	1.423 ± 0.005	2
Nitrous acid (<i>trans</i>)	HNO ₂	1.855 ± 0.016	2
Nitrous oxide	N ₂ O	0.16083	3
Nitryl chloride	ClNO ₂	0.53	1
Nitryl fluoride	FNO ₂	0.466 ± 0.005	2
Ozone	O ₃	0.53373	3
Pentaborane(9)	B ₅ H ₉	2.13 ± 0.04	1
Perchloryl fluoride	ClFO ₃	0.023 ± 0.001	3
Peroxyntrous acid	HNO ₃	1.07 ± 0.002	46

Name	Mol. Form.	μ/D	Ref.
Peroxyntiric acid	HNO_4	1.99 ± 0.02	67
Phosphine	H_3P	0.5740 ± 0.0003	3
Phosphorothioc trifluoride	F_3PS	0.64 ± 0.02	1
Phosphorus(III) chloride	Cl_3P	0.56 ± 0.02	2
Phosphorus(III) fluoride	F_3P	1.03 ± 0.01	1
Phosphorus monoxide	OP	1.88 ± 0.07	5
Phosphorus nitride	NP	2.7470 ± 0.0001	2
Phosphoryl chloride	Cl_3OP	2.54 ± 0.05	2
Phosphoryl fluoride	F_3OP	1.8685 ± 0.0001	3
Potassium bromide	BrK	10.628 ± 0.001	2
Potassium chloride	ClK	10.269 ± 0.001	2
Potassium fluoride	FK	8.585 ± 0.003	2
Potassium hydroxide	HKO	7.415 ± 0.002	16
Potassium iodide	IK	≈ 10.8	2
Potassium sodium	KNa	2.693 ± 0.014	3
Rubidium bromide	BrRb	≈ 10.9	2
Rubidium chloride	ClRb	10.510 ± 0.005	2
Rubidium fluoride	FRb	8.5465 ± 0.0005	2
Rubidium iodide	IRb	≈ 11.5	2
Rubidium sodium	NaRb	3.1 ± 0.3	2
Selenium dioxide	O_2Se	2.62 ± 0.05	2
Selenium tetrafluoride	F_4Se	1.78 ± 0.09	2
Silicon monosulfide	SSi	1.73 ± 0.09	2
Silicon monoxide	OSi	3.0982	2
Silver(I) bromide	AgBr	5.62 ± 0.03	5
Silver(I) chloride	AgCl	6.08 ± 0.06	5
Silver(I) fluoride	AgF	6.22 ± 0.30	2
Silver(I) iodide	AgI	4.55 ± 0.05	5
Sodium bromide	BrNa	9.1183 ± 0.0006	2
Sodium chloride	ClNa	9.00117	2
Sodium fluoride	FNa	8.156 ± 0.001	2
Sodium iodide	INa	9.236 ± 0.003	2
Stibine	H_3Sb	0.12 ± 0.05	1
Strontium oxide	OSr	8.900 ± 0.003	2
Sulfur dichloride	Cl_2S	0.36 ± 0.01	3
Sulfur difluoride	F_2S	1.05 ± 0.05	2
Sulfur dioxide	O_2S	1.63305	3
Sulfur monofluoride	FS	0.794 ± 0.02	3
Sulfur monoxide	OS	1.55 ± 0.02	1
Sulfur oxide (SSO)	OS_2	1.47 ± 0.03	1
Sulfur tetrafluoride	F_4S	0.632 ± 0.003	1
Sulfuryl chloride	$\text{Cl}_2\text{O}_2\text{S}$	1.81 ± 0.04	1
Sulfuryl fluoride	$\text{F}_2\text{O}_2\text{S}$	1.12 ± 0.02	1
Tetraborane(10)	B_4H_{10}	0.486 ± 0.002	3
Tetrafluorohydrazine (<i>gauche</i>)	F_4N_2	0.257 ± 0.002	5
Tetrafluorosilane-ammonia complex	$\text{F}_4\text{Si} \cdot \text{H}_3\text{N}$	5.61 ± 0.02	31
Thallium(I) bromide	BrTl	4.49 ± 0.05	2
Thallium(I) chloride	ClTl	4.54299	2
Thallium(I) fluoride	FTl	4.2282 ± 0.0008	2
Thallium(I) iodide	ITl	4.61 ± 0.07	2
Thionitrosyl chloride (NSCl)	ClNS	1.87 ± 0.02	2
Thionitrosyl fluoride (NSF)	FNS	1.902 ± 0.012	2
Thionyl chloride	Cl_2OS	1.45 ± 0.03	1
Thionyl fluoride	F_2OS	1.63 ± 0.01	1

Name	Mol. Form.	μ/D	Ref.
Tin(II) oxide	OSn	4.32 ± 0.22	2
Tin(II) sulfide	SSn	3.18 ± 0.16	2
Titanium(II) oxide	OTi	2.96 ± 0.05	5
Trichlorofluorosilane	Cl_3FSi	0.49 ± 0.01	2
Trichlorosilane	Cl_3HSi	0.86 ± 0.01	2
Trifluorammine oxide	F_3NO	0.0390 ± 0.0004	9
1,1,1-Trifluorodisilane	$\text{F}_3\text{H}_3\text{Si}_2$	2.03 ± 0.10	3
Trifluoroiodosilane	F_3ISi	1.11 ± 0.03	5
Trifluorosilane	F_3HSi	1.27 ± 0.03	1
Water	H_2O	1.8546 ± 0.0040	3
Water dimer-hydrogen bromide complex	$\text{H}_4\text{O}_2 \cdot \text{BrH}$	2.281 ± 0.003	48
Water dimer-hydrogen chloride complex	$\text{H}_4\text{O}_2 \cdot \text{ClH}$	2.328 ± 0.003	48
Ytterbium monofluoride	FYb	3.91 ± 0.04	45
Yttrium monoxide	OY	4.524 ± 0.007	26
Zirconium(II) oxide	OZr	2.55 ± 0.01	26
Zirconium(IV) oxide	O_2Zr	7.80 ± 0.02	19

Compounds containing carbon

Acenaphthene	$\text{C}_{12}\text{H}_{10}$	≈ 0.85	1
Acetaldehyde	$\text{C}_2\text{H}_4\text{O}$	2.750 ± 0.006	3
Acetamide	$\text{C}_2\text{H}_5\text{NO}$	3.68 ± 0.03	5
Acetic acid	$\text{C}_2\text{H}_4\text{O}_2$	1.70 ± 0.03	2
Acetic anhydride	$\text{C}_4\text{H}_6\text{O}_3$	≈ 2.8	1
Acetone	$\text{C}_3\text{H}_6\text{O}$	2.88 ± 0.03	1
Acetonitrile	$\text{C}_2\text{H}_3\text{N}$	3.92519	5
Acetophenone	$\text{C}_8\text{H}_8\text{O}$	3.02 ± 0.06	1
Acetyl chloride	$\text{C}_2\text{H}_3\text{ClO}$	2.72 ± 0.14	1
Acetylene-carbon dioxide complex	$\text{C}_2\text{H}_2 \cdot \text{CO}_2$	0.161 ± 0.001	22
Acetylene-carbon monoxide complex	$\text{C}_2\text{H}_2 \cdot \text{CO}$	0.311 ± 0.001	32
Acetylene-carbon oxysulfide trimer complex	$\text{C}_2\text{H}_2 \cdot \text{C}_3\text{O}_3\text{S}_3$	1.23 ± 0.02	53
Acetylene-hydrogen cyanide complex	$\text{C}_2\text{H}_2 \cdot \text{CHN}$	3.29 ± 0.03	32
Acetyl fluoride	$\text{C}_2\text{H}_3\text{FO}$	2.96 ± 0.03	1
Acrolein (<i>cis</i>)	$\text{C}_3\text{H}_4\text{O}$	2.552 ± 0.003	5
Acrolein (<i>trans</i>)	$\text{C}_3\text{H}_4\text{O}$	3.117 ± 0.004	5
Acrylonitrile	$\text{C}_3\text{H}_3\text{N}$	3.92 ± 0.07	5
Allyl alcohol (<i>gauche</i>)	$\text{C}_3\text{H}_6\text{O}$	1.55 ± 0.08	3
Allyl alcohol (<i>average</i>)	$\text{C}_3\text{H}_6\text{O}$	1.60 ± 0.08	1
Allylamine	$\text{C}_3\text{H}_7\text{N}$	≈ 1.2	1
Aniline	$\text{C}_6\text{H}_7\text{N}$	1.13 ± 0.02	3
Anisole	$\text{C}_7\text{H}_8\text{O}$	1.38 ± 0.07	1
Azulene	C_{10}H_8	0.80 ± 0.02	1
Benzaldehyde	$\text{C}_7\text{H}_6\text{O}$	[3.0]	7
Benzeneacetoneitrile	$\text{C}_8\text{H}_7\text{N}$	[3.5]	7
Benzene-hydrogen sulfide complex	$\text{C}_6\text{H}_6 \cdot \text{H}_2\text{S}$	1.14 ± 0.02	40
Benzene-krypton complex	$\text{C}_6\text{H}_6 \cdot \text{Kr}$	0.136 ± 0.002	58
Benzene-sulfur dioxide complex	$\text{C}_6\text{H}_6 \cdot \text{O}_2\text{S}$	2.061 ± 0.002	33
Benzenethiol	$\text{C}_6\text{H}_6\text{S}$	[1.23]	7
Benzonitrile	$\text{C}_7\text{H}_5\text{N}$	4.18 ± 0.08	1
Benzyl acetate	$\text{C}_9\text{H}_{10}\text{O}_2$	[1.22]	7
Benzyl alcohol	$\text{C}_7\text{H}_8\text{O}$	1.71 ± 0.09	1

Name	Mol. Form.	μ/D	Ref.	Name	Mol. Form.	μ/D	Ref.
Benzyl benzoate	$C_{14}H_{12}O_2$	[2.06]	7	Butyl vinyl ether	$C_6H_{12}O$	[1.25]	7
Bis(2-aminoethyl)amine	$C_4H_{13}N_3$	[1.89]	7	1-Butyne	C_4H_6	0.782 ± 0.004	5
Bis(2-chloroethyl) ether	$C_4H_8Cl_2O$	[2.58]	7	γ -Butyrolactone	$C_4H_6O_2$	4.27 ± 0.03	3
Bis(2-ethylhexyl) phthalate	$C_{24}H_{38}O_4$	[2.84]	7	Calcium methoxide	CH_3CaO	1.58 ± 0.08	43
Borane carbonyl	CH_3BO	1.698 ± 0.020	3	Camphor, (+)	$C_{10}H_{16}O$	[3.1]	7
Bromoacetylene	C_2HBr	0.22962	5	Caprolactam	$C_6H_{11}NO$	[3.9]	7
Bromobenzene	C_6H_5Br	1.70 ± 0.03	1	Carboimidic difluoride	CHF_2N	1.393 ± 0.001	5
1-Bromobutane	C_4H_9Br	2.08 ± 0.10	1	Carbon dioxide dimer–water complex	$C_2O_4 \cdot H_2O$	1.989 ± 0.002	23
2-Bromobutane	C_4H_9Br	2.23 ± 0.11	1	Carbon dioxide–mercury complex	$CO_2 \cdot Hg$	0.107 ± 0.003	29
1-Bromo-2-chloroethane	C_2H_4BrCl	[1.2]	7	Carbon dioxide–water dimer complex	$CO_2 \cdot H_4O_2$	1.746 ± 0.010	28
Bromochlorofluoromethane	$CHBrClF$	1.5 ± 0.3	17	Carbon disulfide–sulfur dioxide complex	$CO_2 \cdot O_2S$	1.096 ± 0.001	42
Bromochloromethane	CH_2BrCl	[1.66]	7	Carbon monoselenide	CSe	1.99 ± 0.04	3
1-Bromodecane	$C_{10}H_{21}Br$	[1.93]	7	Carbon monosulfide	CS	1.958 ± 0.005	2
Bromoethane	C_2H_5Br	2.04 ± 0.02	5	Carbon monoxide	CO	0.10980	3
Bromoethene	C_2H_3Br	1.42 ± 0.03	1	Carbon monoxide dimer–water complex	$C_2O_2 \cdot H_2O$	1.57 ± 0.05	36
Bromofluoroacetylene	C_2BrF	0.448 ± 0.002	5	Carbon oxyselelide	$COSe$	0.73 ± 0.02	1
1-Bromoheptane	$C_7H_{15}Br$	2.16 ± 0.11	1	Carbon oxysulfide	COS	0.715189	5
Bromomethane	CH_3Br	1.8203 ± 0.0004	5	Carbon oxysulfide–carbon dioxide dimer complex	$COS \cdot C_2O_4$	0.69 ± 0.05	44
2-Bromo-2-methylpropane	C_4H_9Br	[2.17]	7	Carbon oxysulfide–water complex	$COS \cdot H_2O$	2.668 ± 0.003	37
1-Bromonaphthalene	$C_{10}H_7Br$	[1.55]	7	Carbonyl chloride	CCl_2O	1.17 ± 0.01	1
1-Bromopentane	$C_5H_{11}Br$	2.20 ± 0.11	1	Carbonyl fluoride	CF_2O	0.95 ± 0.01	1
1-Bromopropane	C_3H_7Br	2.18 ± 0.11	1	Chloroacetyl chloride	$C_2H_2Cl_2O$	2.23 ± 0.11	1
2-Bromopropane	C_3H_7Br	2.21 ± 0.11	1	Chloroacetylene	C_2HCl	0.44408	5
2-Bromopropene	C_3H_5Br	[1.51]	7	2-Chloroaniline	C_6H_6ClN	[1.77]	7
3-Bromopropene	C_3H_5Br	≈ 1.9	1	Chlorobenzene	C_6H_5Cl	1.69 ± 0.03	1
Bromotrifluoromethane	$CBrF_3$	0.65 ± 0.05	1	1-Chlorobutane	C_4H_9Cl	2.05 ± 0.04	1
1,2-Butadiene	C_4H_6	0.403 ± 0.002	1	2-Chlorobutane	C_4H_9Cl	2.04 ± 0.10	1
Butanal	C_4H_8O	2.72 ± 0.05	1	Chlorocyclohexane (<i>axial</i>)	$C_6H_{11}Cl$	1.91 ± 0.02	5
1,4-Butanediol	$C_4H_{10}O_2$	[2.58]	7	Chlorocyclohexane (<i>equatorial</i>)	$C_6H_{11}Cl$	2.44 ± 0.07	5
Butanenitrile (<i>gauche</i>)	C_4H_7N	3.91 ± 0.04	5	1-Chloro-1,1-difluoroethane	$C_2H_3ClF_2$	2.14 ± 0.04	1
Butanenitrile (<i>anti</i>)	C_4H_7N	3.73 ± 0.06	5	Chlorodifluoromethane	$CHClF_2$	1.42 ± 0.03	1
1-Butanethiol	$C_4H_{10}S$	[1.53]	7	Chloroethane	C_2H_5Cl	2.05 ± 0.02	1
Butanoic acid	$C_4H_8O_2$	[1.65]	7	2-Chloroethanol	C_2H_5ClO	1.78 ± 0.09	1
1-Butanol	$C_4H_{10}O$	1.66 ± 0.03	1	Chloroethene	C_2H_3Cl	1.45 ± 0.03	1
2-Butanone	C_4H_8O	2.779 ± 0.015	2	1-Chloro-4-fluorobenzene	C_6H_4ClF	0.12 ± 0.01	66
<i>trans</i> -2-Butenal	C_4H_6O	3.67 ± 0.07	1	1-Chloro-1-fluoroethane	C_2H_4ClF	2.068 ± 0.014	3
1-Butene (<i>cis</i>)	C_4H_8	0.438 ± 0.007	2	Chlorofluoromethane	CH_2ClF	1.82 ± 0.04	1
1-Butene (<i>skew</i>)	C_4H_8	0.359 ± 0.011	2	Chloromethane	CH_3Cl	1.8963 ± 0.0002	5
<i>cis</i> -2-Butene	C_4H_8	0.253 ± 0.005	2	(Chloromethyl)benzene	C_7H_7Cl	[1.82]	7
<i>cis</i> -2-Butene-1,4-diol	$C_4H_8O_2$	[2.48]	7	1-Chloro-3-methylbutane	$C_5H_{11}Cl$	[1.92]	7
<i>trans</i> -2-Butene-1,4-diol	$C_4H_8O_2$	[2.45]	7	1-Chloro-2-methylpropane	C_4H_9Cl	2.00 ± 0.10	1
<i>trans</i> -2-Butenoic acid	$C_4H_6O_2$	[2.13]	7	2-Chloro-2-methylpropane	C_4H_9Cl	2.13 ± 0.04	1
<i>cis</i> -2-Buten-1-ol	C_4H_8O	1.96 ± 0.03	5	1-Chloronaphthalene	$C_{10}H_7Cl$	[1.57]	7
<i>trans</i> -2-Buten-1-ol	C_4H_8O	1.90 ± 0.02	5	1-Chloro-2-nitrobenzene	$C_6H_4ClNO_2$	4.64 ± 0.09	1
1-Buten-3-yne	C_4H_4	0.22 ± 0.02	3	1-Chloro-3-nitrobenzene	$C_6H_4ClNO_2$	3.73 ± 0.07	1
2-Butoxyethanol	$C_6H_{14}O_2$	[2.08]	7	1-Chloro-4-nitrobenzene	$C_6H_4ClNO_2$	2.83 ± 0.06	1
Butyl acetate	$C_6H_{12}O_2$	[1.87]	7	1-Chlorooctane	$C_8H_{17}Cl$	[2.00]	7
<i>sec</i> -Butyl acetate	$C_6H_{12}O_2$	[1.87]	7	Chloropentafluoroethane	C_2ClF_5	0.52 ± 0.05	1
Butylamine	$C_4H_{11}N$	≈ 1.0	1	1-Chloropentane	$C_5H_{11}Cl$	2.16 ± 0.11	1
<i>sec</i> -Butylamine	$C_4H_{11}N$	[1.28]	7	4-Chlorophenol	C_6H_5ClO	2.11 ± 0.11	1
<i>tert</i> -Butylamine	$C_4H_{11}N$	[1.29]	7				
<i>tert</i> -Butylbenzene	$C_{10}H_{14}$	≈ 0.83	1				
Butyl ethyl ether	$C_6H_{14}O$	[1.24]	7				
Butyl formate	$C_5H_{10}O_2$	[2.03]	7				
Butyl stearate	$C_{22}H_{44}O_2$	[1.88]	7				

Name	Mol. Form.	μ/D	Ref.
1-Chloropropane (<i>gauche</i>)	C_3H_7Cl	2.02 ± 0.03	5
1-Chloropropane (<i>trans</i>)	C_3H_7Cl	1.95 ± 0.02	5
1-Chloropropane (<i>average</i>)	C_3H_7Cl	2.05 ± 0.04	1
2-Chloropropane	C_3H_7Cl	2.17 ± 0.11	1
<i>cis</i> -1-Chloropropene	C_3H_5Cl	1.67 ± 0.08	1
<i>trans</i> -1-Chloropropene	C_3H_5Cl	1.97 ± 0.10	1
2-Chloropropene	C_3H_5Cl	1.647 ± 0.010	3
3-Chloropropene	C_3H_5Cl	1.94 ± 0.10	1
4-Chloropyridine	C_5H_4ClN	0.756 ± 0.005	3
2-Chlorotoluene	C_7H_7Cl	1.56 ± 0.08	1
3-Chlorotoluene	C_7H_7Cl	[1.82]	7
4-Chlorotoluene	C_7H_7Cl	2.21 ± 0.04	1
Chlorotrifluoroethene	C_2ClF_3	0.40 ± 0.10	1
Chlorotrifluoromethane	$CClF_3$	0.50 ± 0.01	1
<i>o</i> -Cresol	C_7H_8O	[1.45]	7
<i>m</i> -Cresol	C_7H_8O	[1.48]	7
<i>p</i> -Cresol	C_7H_8O	[1.48]	7
Cyanamide	CH_2N_2	4.28 ± 0.10	5
Cyanoacetylene	C_3HN	3.73172	5
Cyanoformamide	$C_2H_2N_2O$	4.10 ± 0.12	47
Cyanogen azide (NCN ₃)	CN_4	2.96 ± 0.07	60
Cyanogen chloride	$CClN$	2.8331 ± 0.0002	3
Cyanogen fluoride	CFN	2.120 ± 0.001	3
Cyanogen iodide	CIN	3.67 ± 0.02	5
Cyanomethylmercury	C_2H_3HgN	4.7 ± 0.1	12
Cyclobutanecarbonitrile	C_5H_7N	4.04 ± 0.04	5
Cyclobutanone	C_4H_6O	2.89 ± 0.03	2
Cyclobutene	C_4H_6	0.132 ± 0.001	1
1,3-Cycloheptadiene	C_7H_{10}	0.740	3
2,4,6-Cycloheptatrien-1-one	C_7H_6O	4.1 ± 0.3	3
3,5-Cyclohexadiene-1,2-dione	$C_6H_4O_2$	4.23 ± 0.02	3
Cyclohexanone	$C_6H_{10}O$	3.246 ± 0.006	5
Cyclohexene (<i>half-chair</i>)	C_6H_{10}	0.332 ± 0.012	2
Cyclohexylamine	$C_6H_{13}N$	[1.26]	7
1,3-Cyclopentadiene	C_5H_6	0.419 ± 0.004	1
2,4-Cyclopentadien-1-one	C_5H_4O	3.132 ± 0.007	3
Cyclopentanone	C_5H_8O	≈ 3.3	1
Cyclopentene	C_5H_8	0.20 ± 0.02	1
3-Cyclopenten-1-one	C_5H_6O	2.79 ± 0.03	3
Cyclopropane-sulfur dioxide complex	$C_3H_6 \cdot O_2S$	1.681 ± 0.001	30
Cyclopropanone	C_3H_4O	2.67 ± 0.13	2
Cyclopropene	C_3H_4	0.454 ± 0.010	1
Cyclopropylamine	C_3H_7N	1.19 ± 0.01	2
Cyclopropyl methyl ketone	C_5H_8O	2.62 ± 0.25	2
Diacetone alcohol	$C_6H_{12}O_2$	[3.24]	7
Diazomethane	CH_2N_2	1.50 ± 0.01	1
Dibromodifluoromethane	CBr_2F_2	0.66 ± 0.05	1
1,2-Dibromoethane	$C_2H_4Br_2$	[1.19]	7
Dibromomethane	CH_2Br_2	1.43 ± 0.03	1
1,2-Dibromopropane	$C_3H_6Br_2$	[1.2]	7
Dibutylamine	$C_8H_{19}N$	[0.98]	7
Dibutyl ether	$C_8H_{18}O$	1.17 ± 0.06	1
Dibutyl phthalate	$C_{16}H_{22}O_4$	[2.82]	7
Dibutyl sebacate	$C_{18}H_{34}O_4$	[2.48]	7

Name	Mol. Form.	μ/D	Ref.
Dibutyl sulfide	$C_8H_{18}S$	[1.61]	7
<i>o</i> -Dichlorobenzene	$C_6H_4Cl_2$	2.50 ± 0.05	1
<i>m</i> -Dichlorobenzene	$C_6H_4Cl_2$	1.72 ± 0.09	1
1,4-Dichlorobutane	$C_4H_8Cl_2$	2.22 ± 0.11	1
1,1-Dichloro-2,2-difluoroethene	$C_2Cl_2F_2$	0.50	7
Dichlorodifluoromethane	CCl_2F_2	0.51 ± 0.05	1
1,1-Dichloroethane	$C_2H_4Cl_2$	2.06 ± 0.04	1
1,2-Dichloroethane	$C_2H_4Cl_2$	[1.83]	7
1,1-Dichloroethene	$C_2H_2Cl_2$	1.34 ± 0.01	1
<i>cis</i> -1,2-Dichloroethene	$C_2H_2Cl_2$	1.90 ± 0.04	1
Dichlorofluoromethane	$CHCl_2F$	1.29 ± 0.03	1
1,1-Dichloro-2-fluoropropene	$C_3H_3Cl_2F$	2.43 ± 0.02	3
Dichloromethane	CH_2Cl_2	1.60 ± 0.03	1
(Dichloromethyl)benzene	$C_7H_6Cl_2$	[2.07]	7
Dichloromethylborane	CH_3BCl_2	1.419 ± 0.013	5
1,2-Dichloropropane	$C_3H_6Cl_2$	[1.85]	7
1,3-Dichloropropane	$C_3H_6Cl_2$	2.08 ± 0.04	1
1,2-Dichloro-1,1,2,2-tetrafluoroethane	$C_2Cl_2F_4$	≈ 0.5	1
2,4-Dichlorotoluene	$C_7H_6Cl_2$	[1.70]	7
3,4-Dichlorotoluene	$C_7H_6Cl_2$	[2.95]	7
Diethanolamine	$C_4H_{11}NO_2$	[2.8]	7
1,1-Diethoxyethane	$C_6H_{14}O_2$	[1.38]	7
Diethylamine	$C_4H_{11}N$	0.92 ± 0.05	1
Diethyl carbonate	$C_5H_{10}O_3$	1.10 ± 0.06	1
Diethylene glycol	$C_4H_{10}O_3$	[2.31]	7
Diethylene glycol dimethyl ether	$C_6H_{14}O_3$	[1.97]	7
Diethylene glycol monoethyl ether	$C_6H_{14}O_3$	[1.6]	7
Diethylene glycol monoethyl ether acetate	$C_8H_{16}O_4$	[1.8]	7
Diethylene glycol monomethyl ether	$C_5H_{12}O_3$	[1.6]	7
Diethyl ether	$C_4H_{10}O$	1.098 ± 0.001	38
Diethyl malonate	$C_7H_{12}O_4$	[2.54]	7
Diethyl oxalate	$C_6H_{10}O_4$	[2.49]	7
Diethyl sulfide (<i>trans-trans</i>)	$C_4H_{10}S$	1.556 ± 0.004	54
Diethyl sulfide (<i>trans-gauche</i>)	$C_4H_{10}S$	1.591 ± 0.009	54
Diethyl sulfide (<i>gauche-gauche</i>)	$C_4H_{10}S$	1.645 ± 0.001	54
<i>o</i> -Difluorobenzene	$C_6H_4F_2$	2.46 ± 0.05	2
<i>m</i> -Difluorobenzene	$C_6H_4F_2$	1.51 ± 0.02	2
1,1-Difluorocyclohexane	$C_6H_{10}F_2$	2.556 ± 0.010	3
3,3-Difluorocyclopropene	$C_3H_2F_2$	2.98 ± 0.02	3
1,1-Difluoroethane	$C_2H_4F_2$	2.27 ± 0.05	1
1,2-Difluoroethane (<i>gauche</i>)	$C_2H_4F_2$	2.67 ± 0.13	2
1,1-Difluoroethene	$C_2H_2F_2$	1.3893 ± 0.0002	5
<i>cis</i> -1,2-Difluoroethene	$C_2H_2F_2$	2.42 ± 0.02	1
Difluoromethane	CH_2F_2	1.9785 ± 0.02	3
Difluoromethylborane	CH_3BF_2	1.668 ± 0.003	3
Difluoromethylene	CF_2	0.47 ± 0.02	3
1,1-Difluoro-1-propene	$C_3H_4F_2$	0.889 ± 0.007	2
2,3-Dihydro-1,4-dioxin	$C_4H_6O_2$	0.939 ± 0.008	3
3,6-Dihydro-1,2-dioxin	$C_4H_6O_2$	2.329 ± 0.001	3

Name	Mol. Form.	μ/D	Ref.	Name	Mol. Form.	μ/D	Ref.
2,3-Dihydrofuran	C_4H_6O	1.32 ± 0.03	2	Ethoxybenzene	$C_8H_{10}O$	1.45 ± 0.15	1
2,5-Dihydrofuran	C_4H_6O	1.63 ± 0.01	5	2-Ethoxyethanol	$C_4H_{10}O_2$	[2.08]	7
Dihydro-3-methyl-2(3H)-furanone	$C_5H_8O_2$	4.56 ± 0.02	5	2-Ethoxyethyl acetate	$C_6H_{12}O_3$	[2.25]	7
Dihydro-5-methyl-2(3H)-furanone	$C_5H_8O_2$	4.71 ± 0.05	5	Ethyl acetate	$C_4H_8O_2$	1.78 ± 0.09	1
3,4-Dihydro-2H-pyran	C_5H_8O	1.400 ± 0.008	5	Ethyl acrylate	$C_5H_8O_2$	[1.96]	7
3,6-Dihydro-2H-pyran	C_5H_8O	1.283 ± 0.005	3	Ethylamine (<i>gauche</i>)	C_2H_7N	1.210 ± 0.015	5
2,3-Dihydrothiophene	C_4H_6S	1.61 ± 0.20	5	Ethylamine (<i>trans</i>)	C_2H_7N	1.304 ± 0.011	5
2,5-Dihydrothiophene	C_4H_6S	1.75 ± 0.01	3	Ethylamine (<i>average</i>)	C_2H_7N	1.22 ± 0.10	1
Diiodomethane	CH_2I_2	[1.08]	7	Ethylbenzene	C_8H_{10}	0.59 ± 0.05	1
Diisopentyl ether	$C_{10}H_{22}O$	[1.23]	7	Ethyl benzoate	$C_9H_{10}O_2$	2.00 ± 0.10	1
Diisopropylamine	$C_6H_{15}N$	[1.15]	7	Ethyl butanoate	$C_6H_{12}O_2$	[1.74]	7
Diisopropyl ether	$C_6H_{14}O$	1.13 ± 0.10	1	Ethyl <i>trans</i> -cinnamate	$C_{11}H_{12}O_2$	[1.84]	7
Diketene	$C_4H_4O_2$	3.53 ± 0.07	1	Ethyl cyanate	C_3H_5NO	4.72 ± 0.09	5
1,2-Dimethoxybenzene	$C_8H_{10}O_2$	[1.29]	7	Ethyl cyanoacetate	$C_5H_7NO_2$	[2.17]	7
Dimethoxymethane	$C_3H_8O_2$	[0.74]	7	Ethylene carbonate	$C_3H_4O_3$	[4.9]	7
<i>N,N</i> -Dimethylacetamide	C_4H_9NO	[3.7]	7	Ethylene glycol (<i>average</i>)	$C_2H_6O_2$	2.36 ± 0.10	5
Dimethylamine	C_2H_7N	1.01 ± 0.02	2	Ethyleneimine	C_2H_5N	1.90 ± 0.01	1
<i>N,N</i> -Dimethylaniline	$C_8H_{11}N$	1.68 ± 0.17	1	Ethylene-sulfur dioxide complex	$C_2H_4 \cdot O_2S$	1.650 ± 0.003	27
2,4-Dimethylaniline	$C_8H_{11}N$	[1.40]	7	Ethylene-water complex	$C_2H_4 \cdot H_2O$	1.10 ± 0.01	56
2,6-Dimethylaniline	$C_8H_{11}N$	[1.63]	7	Ethyl formate (<i>gauche</i>)	$C_3H_6O_2$	1.81 ± 0.02	2
3,3-Dimethyl-1-butyne	C_6H_{10}	0.661 ± 0.004	1	Ethyl formate (<i>trans</i>)	$C_3H_6O_2$	1.98 ± 0.02	2
1,1-Dimethylcyclopropane	C_5H_{10}	0.142 ± 0.001	3	Ethyl formate (<i>average</i>)	$C_3H_6O_2$	1.93	1
3,3-Dimethylcyclopropene	C_5H_8	0.287 ± 0.003	3	2-Ethyl-1-hexanol	$C_8H_{18}O$	[1.74]	7
Dimethyl disulfide	$C_2H_6S_2$	[1.85]	7	2-Ethylhexyl acetate	$C_{10}H_{20}O_2$	[1.8]	7
Dimethyl ether	C_2H_6O	1.30 ± 0.01	1	Ethyl lactate	$C_5H_{10}O_3$	[2.4]	7
<i>N,N</i> -Dimethylformamide	C_3H_7NO	3.82 ± 0.08	1	Ethyl methyl ether (<i>trans</i>)	C_3H_8O	1.17 ± 0.02	3
2,6-Dimethyl-4-heptanone	$C_9H_{18}O$	[2.66]	7	Ethyl methyl sulfide (<i>gauche</i>)	C_3H_8S	1.593 ± 0.004	5
Dimethyl maleate	$C_6H_8O_4$	[2.48]	7	Ethyl methyl sulfide (<i>trans</i>)	C_3H_8S	1.56 ± 0.03	3
2,4-Dimethyl-3-pentanone	$C_7H_{14}O$	[2.74]	7	Ethyl propanoate	$C_5H_{10}O_2$	[1.74]	7
2,2-Dimethylpropanal	$C_5H_{10}O$	2.66 ± 0.05	2	Ethyl vinyl ether	C_4H_8O	[1.26]	7
2,2-Dimethylpropanenitrile	C_5H_9N	3.95 ± 0.04	1	Fluoroacetylene	C_2HF	0.7207 ± 0.0003	3
2,4-Dimethylpyridine	C_7H_9N	[2.30]	7	Fluorobenzene	C_6H_5F	1.60 ± 0.08	1
2,6-Dimethylpyridine	C_7H_9N	[1.66]	7	Fluorocyclohexane	$C_6H_{11}F$	2.11 ± 0.04	2
Dimethyl sulfide	C_2H_6S	1.554 ± 0.004	3	(<i>equatorial</i>)			
Dimethyl sulfoxide	C_2H_6OS	3.96 ± 0.04	1	Fluorocyclohexane (<i>axial</i>)	$C_6H_{11}F$	1.81 ± 0.04	2
1,3-Dioxane	$C_4H_8O_2$	2.06 ± 0.04	2	1-Fluorocyclohexene	C_6H_9F	1.942 ± 0.010	5
1,3-Dioxolane	$C_3H_6O_2$	1.19 ± 0.06	3	Fluoroethane	C_2H_5F	1.937 ± 0.007	5
Dipentyl ether	$C_{10}H_{22}O$	[1.20]	7	Fluoroethene	C_2H_3F	1.468 ± 0.003	5
Diphenyl ether	$C_{12}H_{10}O$	≈ 1.3	1	Fluoromethane	CH_3F	1.858 ± 0.002	3
Dipropylamine	$C_6H_{15}N$	[1.03]	7	Fluoromethylidyne	CF	0.645 ± 0.005	3
Dipropyl ether	$C_6H_{14}O$	1.21 ± 0.06	1	(Fluoromethylidyne) phosphine (FCP)	CFP	0.279 ± 0.001	62
1,3-Dithiane	$C_4H_8S_2$	2.14 ± 0.04	5	Fluoromethylsilane	CH_3FSi	1.700 ± 0.008	5
Divinyl ether	C_4H_6O	0.78 ± 0.05	2	1-Fluoro-4-nitrobenzene	$C_6H_4FNO_2$	2.87 ± 0.06	1
Epichlorohydrin	C_3H_5ClO	[1.8]	7	1-Fluoropropane (<i>gauche</i>)	C_3H_7F	1.90 ± 0.10	1
1,2-Epoxybutane	C_4H_8O	1.891 ± 0.011	3	1-Fluoropropane (<i>trans</i>)	C_3H_7F	2.05 ± 0.04	1
1,2-Ethanediamine	$C_2H_8N_2$	1.99 ± 0.10	1	2-Fluoropropane	C_3H_7F	1.958 ± 0.001	5
1,2-Ethanediol, diacetate	$C_6H_{10}O_4$	[2.34]	7	<i>cis</i> -1-Fluoropropene	C_3H_5F	1.46 ± 0.03	1
1,2-Ethanedithiol	$C_2H_6S_2$	2.03 ± 0.08	5	<i>trans</i> -1-Fluoropropene	C_3H_5F	≈ 1.9	1
Ethanethiol (<i>gauche</i>)	C_2H_6S	1.61 ± 0.08	3	2-Fluoropropene	C_3H_5F	1.61 ± 0.03	1
Ethanethiol (<i>trans</i>)	C_2H_6S	1.58 ± 0.08	3	3-Fluoropropene (<i>gauche</i>)	C_3H_5F	1.939 ± 0.015	1
Ethanol (<i>gauche</i>)	C_2H_6O	1.68 ± 0.03	3	3-Fluoropropene (<i>cis</i>)	C_3H_5F	1.765 ± 0.014	1
Ethanol (<i>trans</i>)	C_2H_6O	1.44 ± 0.03	2	3-Fluoropropyne	C_3H_3F	1.73 ± 0.02	5
Ethanol (<i>average</i>)	C_2H_6O	1.69 ± 0.03	1	3-Fluoropyridine	C_5H_4FN	2.09 ± 0.26	3
Ethanolamine	C_2H_7NO	[2.27]	7	2-Fluorotoluene	C_7H_7F	1.37 ± 0.07	1

Name	Mol. Form.	μ/D	Ref.
3-Fluorotoluene	C_7H_7F	1.82 ± 0.04	2
4-Fluorotoluene	C_7H_7F	2.00 ± 0.10	1
Formaldehyde	CH_2O	2.332 ± 0.002	3
Formaldehyde dimer	$C_2H_4O_2$	0.858 ± 0.005	57
Formamide	CH_3NO	3.73 ± 0.07	1
Formic acid	CH_2O_2	1.425 ± 0.002	5
Formyl fluoride	$CHFO$	2.081 ± 0.001	5
Fulminic acid	$CHNO$	3.09934	5
Fulvene	C_6H_6	0.4236 ± 0.013	2
Furan	C_4H_4O	0.66 ± 0.01	1
Furfural	$C_5H_4O_2$	[3.54]	7
Furfuryl alcohol	$C_5H_6O_2$	[1.92]	7
Glycerol	$C_3H_8O_3$	[2.56]	7
Glycine (Conformer I)	$C_2H_5NO_2$	1.147 ± 0.005	49
Glycine (Conformer II)	$C_2H_5NO_2$	5.45 ± 0.05	49
Glycolaldehyde	$C_2H_4O_2$	2.73 ± 0.05	2
Glyoxal (<i>cis</i>)	$C_2H_2O_2$	4.8 ± 0.2	2
2-Heptanol	$C_7H_{16}O$	[1.71]	7
3-Heptanol	$C_7H_{16}O$	[1.71]	7
2-Heptanone	$C_7H_{14}O$	[2.59]	7
3-Heptanone	$C_7H_{14}O$	[2.78]	7
Hexamethylphosphoric triamide	$C_6H_{18}N_3OP$	[5.5]	7
Hexanoic acid	$C_6H_{12}O_2$	[1.13]	7
2-Hexanone	$C_6H_{12}O$	[2.66]	7
<i>sec</i> -Hexyl acetate	$C_8H_{16}O_2$	[1.9]	7
1-Hexyne	C_6H_{10}	0.83 ± 0.05	1
Hydrogen cyanide	CHN	2.985188	5
Hydrogen cyanide trimer	$C_3H_3N_3$	10.6	21
Hydrogen isocyanide	CHN	3.05 ± 0.15	3
<i>p</i> -Hydroquinone	$C_6H_6O_2$	2.38 ± 0.05	15
3-Hydroxypropanenitrile (<i>gauche</i>)	C_3H_5NO	3.17 ± 0.02	5
Imidazole	$C_3H_4N_2$	3.8 ± 0.4	2
Iodoacetylene	C_2HI	0.02525	5
Iodobenzene	C_6H_5I	1.70 ± 0.09	1
1-Iodobutane	C_4H_9I	[1.93]	7
2-Iodobutane	C_4H_9I	2.12 ± 0.11	1
Iodoethane	C_2H_5I	1.976 ± 0.002	5
Iodoethene	C_2H_3I	1.311 ± 0.005	5
Iodomethane	CH_3I	1.6406 ± 0.0004	5
1-Iodo-2-methylpropane	C_4H_9I	[1.87]	7
Iodomethylsilane	CH_3Si	1.862 ± 0.005	5
1-Iodopropane	C_3H_7I	2.04 ± 0.10	1
2-Iodopropane	C_3H_7I	[1.95]	7
Isobutanal (<i>gauche</i>)	C_4H_8O	2.69 ± 0.01	5
Isobutanal (<i>trans</i>)	C_4H_8O	2.86 ± 0.01	5
Isobutane	C_4H_{10}	0.132 ± 0.002	1
Isobutene	C_4H_8	0.503 ± 0.010	1
Isobutyl acetate	$C_6H_{12}O_2$	[1.86]	7
Isobutylamine	$C_4H_{11}N$	[1.27]	7
Isobutyl formate	$C_5H_{10}O_2$	[1.88]	7
Isobutyl isobutanoate	$C_8H_{16}O_2$	[1.9]	7
Isocyanic acid (HNCO)	$CHNO$	≈ 1.6	2
Isocyanobenzene	C_7H_5N	4.018 ± 0.003	5
Isocyanocyclopropane	C_4H_5N	4.03 ± 0.10	3

Name	Mol. Form.	μ/D	Ref.
2-Isocyanopropane	C_4H_7N	4.055 ± 0.001	5
Isopentane	C_5H_{12}	0.13 ± 0.05	1
Isopentyl acetate	$C_7H_{14}O_2$	[1.86]	7
Isopropylamine	C_3H_7N	1.19 ± 0.06	3
Isopropylbenzene	C_9H_{12}	≈ 0.79	1
Isopropyl methyl ether	$C_4H_{10}O$	1.247 ± 0.003	5
Isoquinoline	C_9H_7N	2.73 ± 0.14	1
Isoxazole	C_3H_3NO	2.95 ± 0.04	3
Isoxazole-carbon monoxide complex	$C_3H_3NO \cdot CO$	2.873 ± 0.004	52
Ketene	C_2H_2O	1.42215	3
Mesityl oxide	$C_6H_{10}O$	[2.79]	7
Methacrylic acid	$C_4H_6O_2$	[1.65]	7
Methanethiol	CH_4S	1.52 ± 0.08	1
Methanol	CH_4O	1.70 ± 0.02	1
2-Methoxyethanol (<i>gauche</i>)	$C_3H_8O_2$	2.36 ± 0.05	2
2-Methoxyethyl acetate	$C_5H_{10}O_3$	[2.13]	7
1-Methoxy-1,2-propadiene	C_4H_6O	0.963 ± 0.020	5
<i>N</i> -Methylacetamide	C_3H_7NO	[4.3]	7
Methyl acetate	$C_3H_6O_2$	1.72 ± 0.09	1
Methyl acrylate	$C_4H_6O_2$	[1.77]	7
2-Methylacrylonitrile	C_4H_5N	3.69 ± 0.18	1
Methylamine	CH_5N	1.31 ± 0.03	1
2-Methylaniline	C_7H_9N	[1.60]	7
3-Methylaniline	C_7H_9N	[1.45]	7
4-Methylaniline	C_7H_9N	[1.52]	7
Methyl azide	CH_3N_3	2.17 ± 0.04	2
Methyl benzoate	$C_8H_8O_2$	[1.94]	7
2-Methyl-1,3-butadiene	C_5H_8	0.25 ± 0.01	1
3-Methylbutanoic acid	$C_5H_{10}O_2$	[0.63]	7
2-Methyl-1-butanol	$C_5H_{12}O$	[1.88]	7
2-Methyl-2-butanol	$C_5H_{12}O$	[1.82]	7
3-Methyl-1-butene (<i>gauche</i>)	C_5H_{10}	0.398 ± 0.004	3
3-Methyl-1-butene (<i>trans</i>)	C_5H_{10}	0.320 ± 0.010	3
3-Methyl-2-butenenitrile	C_5H_7N	4.61 ± 0.13	10
2-Methyl-1-buten-3-yne	C_5H_6	0.513 ± 0.02	2
Methyl cyanate	C_2H_3NO	4.26 ± 0.18	5
<i>cis</i> -3-Methylcyclohexanol	$C_7H_{14}O$	[1.91]	7
<i>trans</i> -3-Methylcyclohexanol	$C_7H_{14}O$	[1.75]	7
3-Methylcyclopentanone	$C_6H_{10}O$	3.14 ± 0.03	5
3-Methyl-2-cyclopenten-1-one	C_6H_8O	4.33 ± 0.002	5
Methylcyclopropane	C_4H_8	0.139 ± 0.004	2
Methyldiborane(6)	CH_8B_2	0.566 ± 0.006	3
Methyldifluorophosphine	CH_3F_2P	2.056 ± 0.006	3
Methylenecyclohexane	C_7H_{12}	0.62 ± 0.01	5
Methylenecyclopropene	C_4H_4	1.90 ± 0.01	5
Methylenephosphine ($CH_2 = PH$)	CH_3P	0.869 ± 0.003	61
<i>N</i> -Methylformamide	C_2H_5NO	3.83 ± 0.08	1
Methyl formate	$C_2H_4O_2$	1.77 ± 0.04	1
2-Methylfuran	C_5H_6O	0.65 ± 0.05	2
3-Methylfuran	C_5H_6O	1.03 ± 0.02	2
5-Methyl-2(3 <i>H</i>)-furanone	$C_5H_6O_2$	4.08 ± 0.02	5
Methyl hydroperoxide	CH_4O_2	≈ 0.65	13
Methylidyne	CH	≈ 1.46	2

Name	Mol. Form.	μ/D	Ref.
Methyl isocyanate	C_2H_3NO	≈ 2.8	1
Methyl isothiocyanate	C_2H_3NS	3.453 ± 0.003	5
4-Methylisoxazole	C_4H_5NO	3.583 ± 0.005	5
Methyl methacrylate	$C_5H_8O_2$	[1.67]	7
2-Methyloxazole	C_4H_5NO	1.37 ± 0.07	5
4-Methyloxazole	C_4H_5NO	1.08 ± 0.05	5
5-Methyloxazole	C_4H_5NO	2.16 ± 0.04	5
Methyloxirane	C_3H_6O	2.01 ± 0.02	1
2-Methyl-2,4-pentanediol	$C_6H_{14}O_2$	[2.9]	7
4-Methylpentanenitrile	$C_6H_{11}N$	[3.5]	7
Methylphosphonic difluoride	CH_3F_2OP	3.69 ± 0.26	3
N-Methylpropanamide	C_4H_9NO	3.61	7
2-Methylpropanenitrile	C_4H_7N	4.29 ± 0.09	3
2-Methyl-2-propanethiol	$C_4H_{10}S$	1.66 ± 0.03	3
2-Methylpropanoic acid	$C_4H_8O_2$	[1.08]	7
2-Methyl-1-propanol	$C_4H_{10}O$	1.64 ± 0.08	1
2-Methyl-2-propanol	$C_4H_{10}O$	[1.66]	7
2-Methylpropenal	C_4H_6O	2.68 ± 0.13	1
2-Methyl-2-propenol (<i>skew</i>)	C_4H_8O	1.295 ± 0.022	5
Methyl propyl ether (<i>trans-trans</i>)	$C_4H_{10}O$	1.107 ± 0.013	3
2-Methylpyridine	C_6H_7N	1.85 ± 0.04	2
3-Methylpyridine	C_6H_7N	[2.40]	7
4-Methylpyridine	C_6H_7N	2.70 ± 0.02	2
2-Methylpyrimidine	$C_5H_6N_2$	1.676 ± 0.010	3
5-Methylpyrimidine	$C_5H_6N_2$	2.881 ± 0.006	3
N-Methylpyrrolidine	$C_5H_{11}N$	0.572 ± 0.003	5
N-Methyl-2-pyrrolidinone	C_5H_9NO	[4.1]	7
Methyl salicylate	$C_8H_8O_3$	[2.47]	7
Methylsilane	CH_3Si	0.73456	5
Methyl silyl ether	CH_3OSi	1.15 ± 0.02	2
3-Methylthietane	C_4H_8S	2.046 ± 0.009	5
2-Methylthiophene	C_5H_6S	0.674 ± 0.005	2
3-Methylthiophene	C_5H_6S	0.914 ± 0.015	3
Methyl vinyl ether	C_3H_6O	0.965 ± 0.002	5
Morpholine	C_4H_9NO	1.55 ± 0.03	3
2-Nitroanisole	$C_7H_7NO_3$	[5.0]	7
Nitrobenzene	$C_6H_5NO_2$	4.22 ± 0.08	1
Nitroethane	$C_2H_5NO_2$	3.23 ± 0.03	2
Nitromethane	CH_3NO_2	3.46 ± 0.02	1
1-Nitropropane	$C_3H_7NO_2$	3.66 ± 0.07	1
2-Nitropropane	$C_3H_7NO_2$	3.73 ± 0.07	1
Nonanoic acid	$C_9H_{18}O_2$	[0.79]	7
2,5-Norbornadiene	C_7H_8	0.0587 ± 0.0001	5
<i>cis</i> -9-Octadecenoic acid	$C_{18}H_{34}O_2$	[1.18]	7
Octanoic acid	$C_8H_{16}O_2$	[1.15]	7
1-Octanol	$C_8H_{18}O$	[1.76]	7
2-Octanol	$C_8H_{18}O$	[1.71]	7
2-Octanone	$C_8H_{16}O$	[2.70]	7
1,4-Oxathiane	C_4H_8OS	0.295 ± 0.003	3
Oxazole	C_3H_3NO	1.503 ± 0.030	3
Oxetane	C_3H_6O	1.94 ± 0.01	1
2-Oxetanone	$C_3H_4O_2$	4.18 ± 0.03	1
3-Oxetanone	$C_3H_4O_2$	0.887 ± 0.005	2
Oxirane	C_2H_4O	1.89 ± 0.01	1
Paraldehyde	$C_6H_{12}O_3$	1.43 ± 0.07	1

Name	Mol. Form.	μ/D	Ref.
Pentachloroethane	C_2HCl_5	0.92 ± 0.05	1
<i>cis</i> -1,3-Pentadiene	C_5H_8	0.500 ± 0.015	2
<i>trans</i> -1,3-Pentadiene	C_5H_8	0.585 ± 0.010	2
1,3-Pentadiyne	C_5H_4	1.207 ± 0.001	5
1,5-Pentanediol	$C_5H_{12}O_2$	[2.5]	7
2,4-Pentanedione	$C_5H_8O_2$	[2.78]	7
Pentanenitrile	C_5H_9N	4.12 ± 0.08	1
Pentanoic acid	$C_5H_{10}O_2$	[1.61]	7
1-Pentanol	$C_5H_{12}O$	[1.7]	7
2-Pentanol	$C_5H_{12}O$	[1.66]	7
3-Pentanol	$C_5H_{12}O$	[1.64]	7
2-Pentanone	$C_5H_{10}O$	[2.70]	7
3-Pentanone	$C_5H_{10}O$	[2.82]	7
1,2,3-Pentatriene	C_5H_6	0.51 ± 0.05	11
1-Pentene	C_5H_{10}	≈ 0.5	1
1-Penten-3-yne	C_5H_6	0.66 ± 0.02	2
<i>cis</i> -3-Penten-1-yne	C_5H_6	0.78 ± 0.02	2
<i>trans</i> -3-Penten-1-yne	C_5H_6	1.06 ± 0.05	2
Pentyl acetate	$C_7H_{14}O_2$	1.75 ± 0.10	1
Pentyl formate	$C_6H_{12}O_2$	1.90 ± 0.10	1
1-Pentyne (<i>gauche</i>)	C_5H_8	0.769 ± 0.028	2
1-Pentyne (<i>trans</i>)	C_5H_8	0.842 ± 0.010	2
Perfluoropyridine	C_5F_5N	0.98 ± 0.08	3
Phenol	C_6H_6O	1.224 ± 0.008	3
Phenylacetylene	C_8H_6	0.656 ± 0.005	3
Phenylsilane	C_6H_8Si	0.845 ± 0.012	3
1-Phosphapropyne (CH_3CP)	C_2H_3P	1.499 ± 0.001	63
Piperidine (<i>equatorial</i>)	$C_5H_{11}N$	0.82 ± 0.02	3
Piperidine (<i>axial</i>)	$C_5H_{11}N$	1.19 ± 0.02	3
Piperidine (<i>average</i>)	$C_5H_{11}N$	[1.19]	3
Propanal (<i>gauche</i>)	C_3H_6O	2.86 ± 0.01	5
Propanal (<i>cis</i>)	C_3H_6O	2.52 ± 0.05	1
Propanal (<i>average</i>)	C_3H_6O	2.72	1
Propane	C_3H_8	0.084 ± 0.001	1
1,2-Propanediol	$C_3H_8O_2$	[2.25]	7
1,3-Propanediol	$C_3H_8O_2$	[2.55]	7
Propanenitrile	C_3H_5N	4.05 ± 0.03	3
1-Propanethiol (<i>gauche</i>)	C_3H_8S	1.683 ± 0.010	3
1-Propanethiol (<i>trans</i>)	C_3H_8S	1.60 ± 0.08	3
2-Propanethiol (<i>gauche</i>)	C_3H_8S	1.53 ± 0.03	3
2-Propanethiol (<i>trans</i>)	C_3H_8S	1.61 ± 0.03	3
Propanoic acid (<i>cis</i>)	$C_3H_6O_2$	1.46 ± 0.07	2
Propanoic acid (<i>average</i>)	$C_3H_6O_2$	1.75 ± 0.09	1
1-Propanol (<i>gauche</i>)	C_3H_8O	1.58 ± 0.03	2
1-Propanol (<i>trans</i>)	C_3H_8O	1.55 ± 0.03	2
2-Propanol (<i>trans</i>)	C_3H_8O	1.58 ± 0.03	2
Propargyl alcohol	C_3H_4O	1.13 ± 0.06	2
Propene	C_3H_6	0.366 ± 0.001	1
Propene-sulfur dioxide complex	$C_3H_6 \cdot O_2S$	1.34 ± 0.003	35
Propyl acetate	$C_5H_{10}O_2$	[1.78]	7
Propylamine	C_3H_9N	1.17 ± 0.06	1
Propylene carbonate	$C_4H_6O_3$	[4.9]	7
Propyleneimine (<i>cis</i>)	C_3H_7N	1.77 ± 0.09	2
Propyleneimine (<i>trans</i>)	C_3H_7N	1.57 ± 0.03	2
Propyl formate	$C_4H_8O_2$	[1.89]	7

Name	Mol. Form.	μ/D	Ref.
2-Propynal	C_3H_2O	2.78 ± 0.02	5
Propyne	C_3H_4	0.784 ± 0.001	3
Propyne-argon complex	$C_3H_4 \cdot Ar$	0.730 ± 0.005	20
4 <i>H</i> -Pyran-4-one	$C_5H_4O_2$	3.79 ± 0.02	5
4 <i>H</i> -Pyran-4-thione	C_5H_4OS	3.95 ± 0.05	5
1 <i>H</i> -Pyrazole	$C_3H_4N_2$	2.20 ± 0.01	3
Pyridazine	$C_4H_4N_2$	4.22 ± 0.02	2
Pyridine	C_5H_5N	2.215 ± 0.010	3
2-Pyridinecarbonitrile	$C_6H_4N_2$	5.78 ± 0.11	3
3-Pyridinecarbonitrile	$C_6H_4N_2$	3.66 ± 0.11	3
4-Pyridinecarbonitrile	$C_6H_4N_2$	1.96 ± 0.03	3
3-Pyridinecarboxaldehyde	C_6H_5NO	1.44	3
4-Pyridinecarboxaldehyde	C_6H_5NO	1.66	3
2-Pyridinecarboxaldehyde	C_6H_5NO	3.56 ± 0.07	3
Pyrimidine	$C_4H_4N_2$	2.334 ± 0.010	2
Pyrrole	C_4H_5N	1.767 ± 0.001	5
Pyrrolidine	C_4H_9N	[1.57]	7
2-Pyrrolidone	C_4H_7NO	[3.5]	7
Quinoline	C_9H_7N	2.29 ± 0.11	1
Salicylaldehyde	$C_7H_6O_2$	[2.86]	7
Selenoformaldehyde	CH_2Se	1.41 ± 0.01	5
Silicon dicarbide	C_2Si	2.393 ± 0.006	24
Silicon methylidyne	$CHSi$	0.066 ± 0.002	41
Styrene	C_8H_8	0.123 ± 0.003	5
Succinonitrile	$C_4H_4N_2$	[3.7]	7
Sulfolane	$C_4H_8O_2S$	[4.8]	7
1,1,2,2-Tetrabromoethane	$C_2H_2Br_4$	[1.38]	7
1,1,2,2-Tetrachloroethane	$C_2H_2Cl_4$	1.32 ± 0.07	1
1,2,3,4-Tetrafluorobenzene	$C_6H_2F_4$	2.42 ± 0.05	3
1,2,3,5-Tetrafluorobenzene	$C_6H_2F_4$	1.46 ± 0.06	3
1,1,1,2-Tetrafluoroethane	$C_2H_2F_4$	1.80 ± 0.22	5
Tetrahydrofuran	C_4H_8O	1.75 ± 0.04	2
Tetrahydrofurfuryl alcohol	$C_5H_{10}O_2$	[2.1]	7
Tetrahydropyran (<i>chair</i>)	$C_5H_{10}O$	1.58 ± 0.03	3
Tetrahydro-4 <i>H</i> -pyran-4-one	$C_5H_8O_2$	1.720 ± 0.003	3
1,2,5,6-Tetrahydropyridine	C_5H_9N	1.007 ± 0.003	3
Tetrahydrothiophene	C_4H_8S	[1.90]	7
Tetramethylurea	$C_5H_{12}N_2O$	[3.5]	7
1 <i>H</i> -Tetrazole	CH_2N_4	2.19 ± 0.05	3
Thiacyclohexane	$C_5H_{10}S$	1.781 ± 0.010	3
1,2,5-Thiadiazole	$C_2H_2N_2S$	1.579 ± 0.007	3
Thietane	C_3H_6S	1.85 ± 0.09	1
Thietane 1,1-dioxide	$C_3H_6O_2S$	4.8 ± 0.1	5
Thioacetaldehyde	C_2H_4S	2.33 ± 0.02	68
Thiocarbonyl fluoride	CF_2S	0.080	59
Thioformaldehyde	CH_2S	1.6491 ± 0.0004	3
Thiophene	C_4H_4S	0.55 ± 0.01	2
2-Thiophenecarbonitrile	C_5H_3NS	4.59 ± 0.02	3
3-Thiophenecarbonitrile	C_5H_3NS	4.13 ± 0.02	3
4 <i>H</i> -Thiopyran-4-thione	$C_5H_4S_2$	3.9 ± 0.2	5

Name	Mol. Form.	μ/D	Ref.
Toluene	C_7H_8	0.375 ± 0.010	3
Toluene-sulfur dioxide complex	$C_7H_8 \cdot O_2S$	1.87 ± 0.03	34
1 <i>H</i> -1,2,4-Triazole	$C_2H_3N_3$	2.7 ± 0.1	3
Tribromomethane	$CHBr_3$	0.99 ± 0.02	1
Tributylamine	$C_{12}H_{27}N$	[0.78]	7
Tributyl borate	$C_{12}H_{27}BO_3$	[0.77]	7
Tributyl phosphate	$C_{12}H_{27}O_4P$	[3.07]	7
Tricarbon monosulfide	C_3S	3.704 ± 0.009	50
1,1,1-Trichloroethane	$C_2H_3Cl_3$	1.755 ± 0.015	2
1,1,2-Trichloroethane	$C_2H_3Cl_3$	[1.4]	7
Trichloroethene	C_2HCl_3	[0.8]	7
Trichloroethylsilane	$C_2H_5Cl_3Si$	[2.04]	7
Trichlorofluoromethane	CCl_3F	0.46 ± 0.02	2
Trichloromethane	$CHCl_3$	1.04 ± 0.02	2
(Trichloromethyl)benzene	$C_7H_5Cl_3$	[2.03]	7
Trichloromethylsilane	CH_3Cl_3Si	1.91 ± 0.01	2
Tri- <i>o</i> -cresyl phosphate	$C_{21}H_{21}O_4P$	[2.87]	7
Tri- <i>m</i> -cresyl phosphate	$C_{21}H_{21}O_4P$	[3.05]	7
Tri- <i>p</i> -cresyl phosphate	$C_{21}H_{21}O_4P$	[3.18]	7
Triethanolamine	$C_6H_{15}NO_3$	[3.57]	7
Triethylamine	$C_6H_{15}N$	0.66 ± 0.05	1
Triethyl phosphate	$C_6H_{15}O_4P$	[3.12]	7
Trifluoroacetic acid	$C_2HF_3O_2$	2.28 ± 0.25	1
Trifluoroacetonitrile	C_2F_3N	1.262 ± 0.010	3
1,2,4-Trifluorobenzene	$C_6H_3F_3$	1.402 ± 0.009	5
1,1,1-Trifluoroethane	$C_2H_3F_3$	2.347 ± 0.005	3
Trifluoroethene	C_2HF_3	1.32 ± 0.03	2
Trifluoroiodomethane	CF_3I	1.048 ± 0.003	3
Trifluoroisocyanomethane	C_2F_3N	1.153 ± 0.010	5
Trifluoromethane	CHF_3	1.65150	3
(Trifluoromethyl)benzene	$C_7H_5F_3$	2.86 ± 0.06	1
Trifluoromethylsilane	CH_3F_3Si	2.3394 ± 0.0002	5
(Trifluoromethyl)silane	CH_3F_3Si	2.32 ± 0.02	5
3,3,3-Trifluoropropene	$C_3H_3F_3$	2.45 ± 0.05	1
3,3,3-Trifluoro-1-propyne	C_3HF_3	2.317 ± 0.013	5
Trimethylamine	C_3H_9N	0.612 ± 0.003	1
Trimethyl phosphate	$C_3H_9O_4P$	[3.18]	7
2,4,6-Trimethylpyridine	$C_8H_{11}N$	[2.05]	7
1,3,5-Trioxane	$C_3H_6O_3$	2.08 ± 0.02	1
Vinyl acetate	$C_4H_6O_2$	[1.79]	7
Vinyl formate	$C_3H_4O_2$	1.49 ± 0.01	1
2-Vinylfuran	C_6H_6O	0.69 ± 0.07	5
Vinylsilane	C_2H_6Si	0.657 ± 0.002	5
<i>o</i> -Xylene	C_8H_{10}	0.640 ± 0.005	2
2,4-Xylenol	$C_8H_{10}O$	[1.4]	7
2,5-Xylenol	$C_8H_{10}O$	[1.45]	7
2,6-Xylenol	$C_8H_{10}O$	[1.40]	7
3,4-Xylenol	$C_8H_{10}O$	[1.56]	7
3,5-Xylenol	$C_8H_{10}O$	[1.55]	7

HINDERED INTERNAL ROTATION

I. Ozier and N. Moazzen-Ahmadi

In asymmetric rotors like methyl alcohol, CH_3OH , and symmetric rotors like CH_3SiH_3 , the methyl group can undergo internal rotation relative to the rest of the molecule, traditionally called the frame (Refs. 1 and 2). Although various different rotating groups are considered here, all have three-fold symmetry. In such cases, the potential V hindering the internal rotation can be written:

$$V(\alpha) = V_3(\frac{1}{2})(1 - \cos 3\alpha) + V_6(\frac{1}{2})(1 - \cos 6\alpha) + V_9(\frac{1}{2})(1 - \cos 9\alpha) + \dots,$$

where α is the deviation from equilibrium of the angle between the top and frame that measures the torsional motion. If only the first two terms are retained, then V_3 is the height of the hindering potential and V_6 is the shape parameter. For symmetric tops like CH_3CH_3 where the top and frame are identical, α is replaced by 2γ and the origin for γ is often taken as the eclipsed configuration. In the expansion, $-\cos 6n\gamma$ is then replaced by $(-1)^{n+1}\cos 6n\gamma$, where $n=1,2,\dots$. In cases where different forms of the expansion have been used in the original works, the values of the parameters published there have been converted to the conventions defined here.

In Tables 1 and 2, values are given for V_3 for a selection of asymmetric and symmetric rotors, respectively. In cases where the higher order parameters have been determined, these are given in the Comments column. Where appropriate, this column also indicates the specific top, isomer, state, and/or isotopomer that has been studied. For ethane, three symmetric top isotopomers are listed to illustrate the isotopic dependence of V_3 and V_6 . In all other cases, only one isotopomer is listed, even if several have been studied. In all but one of these cases, the isotopomer reported is the one with the highest natural abundance. However, CH_3OCDO is listed because the results obtained are more precise than for CH_3OCHO . The molecules are listed alphabetically in Hill order according to the molecular formula.

The determinations listed for the potential parameters are effective values that incorporate to varying degrees effects from other molecular parameters. For example, the apparent value of V_3 can be changed significantly if the reduced rotational constant F is calculated from the structure, rather than being determined independently (Ref. 1). Other examples include such mechanisms as coupling to excited skeletal vibrations (Ref. 2) and redundancies connecting some of the torsional parameters (Refs. 3 and 4). The experimental uncertainties quoted are taken from the original works; no attempt has been made to standardize the definitions. All the potential parameters are given in cm^{-1} . Where the original work has reported these values in other units, the conversion to cm^{-1} has been carried out using standard factors: 1 calorie = 4.1868 joules and 1 calorie/mole = $0.34998915 \text{ cm}^{-1}$ (Ref. 5).

A variety of different methods have been used to measure V_3 , V_6 , and V_9 (Refs. 1 and 2); only a few of the more important will be discussed here. For *asymmetric rotors*, both the pure rotational spectrum and its torsion-rotation counterpart are electric dipole allowed and are affected in lowest order by the leading terms in the torsional Hamiltonian. Both types of spectra have been used extensively to determine V_3 (Ref. 1). For *symmetric tops* with a single torsional degree of freedom, either the permanent electric dipole moment vanishes, as in CH_3CH_3 , or the normal rotational spectrum is independent of V_3 in lowest order, as in CH_3SiH_3 . In the latter case, the molecular beam avoided crossing method can often be used (Ref. 2). The torsion-rotation spectrum is forbidden

in lowest order, but becomes weakly allowed through interactions with the infrared active skeletal vibrations (Ref. 2). By employing long absorption path lengths, this spectrum has been used to determine V_3 in a number of molecules. For both asymmetric and symmetric tops, the most precise determinations of the molecular parameters have been made in cases where both rotational and torsion-rotation spectra have been investigated.

References

1. Lin, C. C., and Swalen, J. D., *Rev. Mod. Phys.* 31, 841 1959.
2. Ozier, I., and Moazzen-Ahmadi, N., Internal rotation in symmetric tops, in: Arimondo, E., Berman, P. R., and Lin, C. C., Eds., *Advances in Atomic, Molecular and Optical Physics*, Vol. 54, Elsevier, Amsterdam, 2007, 423.
3. Lees, R. M., and Baker, J. G., *J. Chem. Phys.* 48, 5299, 1968.
4. Moazzen-Ahmadi, N., and Ozier, I., *J. Mol. Spectrosc.* 126, 99, 1987.
5. Demaison, J., and Wlodarczak, G., Hindered rotation—Asymmetric top molecules, in: Hüttner, W., Ed., *Landolt-Börnstein Numerical Data and Functional Relationships in Science and Technology, New Series: Group II: Molecules and Radicals*, Vol. 24, Subvolume C, *Molecular Constants Mostly from Microwave, Molecular Beam, and Sub-Doppler Laser Spectroscopy*, Springer-Verlag, Heidelberg, 2002.
6. Suenram, R. D., Lovas, F. J., Plusquellic, D. F., Ellzy, M. W., Lochner, J. M., Jensen, J. O., and Samuels, A. C., *J. Mol. Spectrosc.* 235, 18, 2006.
7. Sastry, K. V. L. N., Herbst, E., Booker, R. A., and De Lucia, F. C., *J. Mol. Spectrosc.* 116, 120, 1986.
8. Tyblewski, M., Ha, T.-K., and Bauder, A., *J. Mol. Spectrosc.* 115, 353, 1986.
9. Durig, J. R., Guirgis, G. A., and Van Der Veken, B. J., *J. Raman Spectrosc.* 18, 549, 1987.
10. Eltayeb, S., Guirgis, G. A., Fanning, A. R., and Durig, J. R., *J. Raman Spectrosc.* 27, 111, 1996.
11. Krisher, L. C., *J. Chem. Phys.* 33, 1237, 1960.
12. Alonso, J. L., López, J. C., Blanco, S., and Guarnieri, A., *J. Mol. Spectrosc.* 182, 148, 1997.
13. Pierce, L., and Krisher, L. C., *J. Chem. Phys.* 31, 875, 1959.
14. Moloney, M. J., and Krisher, L. C., *J. Chem. Phys.* 45, 3277, 1966.
15. Kleiner, I., Hougen, J. T., Grabow, J.-U., Belov, S. P., Tretyakov, M. Yu., and Cosléou, J., *J. Mol. Spectrosc.* 179, 41, 1996.
16. Ilyushin, V. V., Alekseev, E. A., Dyubko, S. F., and Kleiner, I., *J. Mol. Spectrosc.* 220, 170, 2003.
17. Fliege, E., Dreizler, H., Demaison, J., Boucher, D., Burie, J., and Dubrulle, A., *J. Chem. Phys.* 78, 3541, 1983.
18. Schnell, M., Grabow, J.-U., Hartwig, H., Heineking, N., Meyer, M., Stahl, W., and Caminati, W., *J. Mol. Spectrosc.* 229, 1, 2005.
19. Niide, Y., and Hayashi, M., *J. Mol. Spectrosc.* 223, 152, 2004.
20. Shiki, Y., Hasegawa, A., and Hayashi, M., *J. Mol. Structure* 78, 185, 1982.
21. Groner, P., Gillies, C. W., Gillies, J. Z., Zhang, Y., and Block, E., *J. Mol. Spectrosc.* 226, 169, 2004.
22. Alonso, J. L., Lesarri, A., López, J. C., Blanco, S., Kleiner, I., and Demaison, J., *Molec. Phys.* 91, 731, 1997.
23. Demaison, J., Maes, H., van Eijck, B. P., Wlodarczak, G., and Lasne, M. C., *J. Mol. Spectrosc.* 125, 214, 1987.
24. Antolínez, S., López, J. C., and Alonso, J. L., *J. Chem. Soc., Faraday Trans.* 93, 1291, 1997.
25. Butcher, S. S., and Wilson, E. B., *J. Chem. Phys.* 40, 1671, 1964.
26. Groner, P., *J. Mol. Structure* 550–551, 473, 2000.
27. Marstokk, K.-M., Mollendal, H., Samdal, S., and Steinborn, D., *J. Mol. Structure* 567, 41, 2001.
28. Stiefvater, O. L., *J. Chem. Phys.* 62, 233, 1975.
29. de Luis, A., Eugenia Sanz, M., Lorenzo, F. J., López, J. C., and Alonso, J. L., *J. Mol. Spectrosc.* 184, 60, 1997.

30. Kasten, W., and Dreizler, H., *Z. Naturforsch.* A 41, 944, 1986.
31. Vormann, K., and Dreizler, H., *Z. Naturforsch.* A 43, 338, 1988.
32. Marstokk, K.-M., Møllendal, H., and Samdal, S., *J. Mol. Structure* 376, 11, 1996.
33. Bestmann, G., Lalowski, W., and Dreizler, H., *Z. Naturforsch.* A 40, 271, 1985.
34. Dreizler, H., and Scappini, F., *Z. Naturforsch.* A 36, 1187, 1981.
35. Typke, V., Botskor, I., and Wiedenmann, K.-H., *J. Mol. Spectrosc.* 120, 435, 1986.
36. Suenram, R. D., Lovas, F. J., Plusquellic, D. F., Lesarri, A., Kawashima, Y., Jensen, J. O., and Samuels, A. C., *J. Mol. Spectrosc.* 211, 110, 2002.
37. Ohashi, N., and Hougen, J. T., *J. Mol. Spectrosc.* 243, 162, 2007.
38. Grabow, J.-U., Hartwig, H., Heineking, N., Jäger, W., Mäder, H., Nicolaisen, H. W., and Stahl, W., *J. Mol. Structure* 612, 349, 2002.
39. Charro, M. E., and Alonso, J. L., *J. Mol. Spectrosc.* 176, 251, 1996.
40. Nair, K. P. R., Demaison, J., Włodarczak, G., and Merke, I., *J. Mol. Spectrosc.* 237, 137, 2006.
41. Suenram, R. D., DaBell, R. S., Hight Walker, A. R., Lavrich, R. J., Plusquellic, D. F., Ellzy, M. W., Lochner, J. M., Cash, L., Jensen, J. O., and Samuels, A. C., *J. Mol. Spectrosc.* 224, 176, 2004.
42. Groner, P., Attia, G. M., Mohamad, A. B., Sullivan, J. F., Li, Y. S., and Durig, J. R., *J. Chem. Phys.* 91, 1434, 1989.
43. Varma, R., Ramaprasad, K. R., and Nelson, J. F., *J. Chem. Phys.* 63, 915, 1975.
44. Odom, J. D., Kalasinsky, V. F., and Durig, J. R., *Inorg. Chem.* 14, 2837, 1975.
45. Kuczkowski, R. L., and Lide, D. R., *J. Chem. Phys.* 46, 357, 1967.
46. Durig, J. R., Li, Y. S., Carreira, L. A., and Odom, J. D., *J. Amer. Chem. Soc.* 95, 2491, 1973.
47. Lide, D. R., Johnson, D. R., Sharp, K. G., and Coyle, T. D., *J. Chem. Phys.* 57, 3699, 1972.
48. Krisher, L. C., Watson, W. A., and Morrison, J. A., *J. Chem. Phys.* 61, 3429, 1974.
49. Styger, C., Ozier, I., Wang, S.-X., and Bauder, A., *J. Mol. Spectrosc.* 239, 115, 2006.
50. Laurie, V. W., *J. Chem. Phys.* 30, 1210, 1959.
51. Cahill, P., and Butcher, S., *J. Chem. Phys.* 35, 2255, 1961.
52. Wang, S.-X., Schroderus, J., Ozier, I., Moazzen-Ahmadi, N., Horneman, V.-M., Ilyushyn, V. V., Alekseev, E. A., Katrich, A. A., and Dyubko, S. F., *J. Mol. Spectrosc.* 214, 69, 2002.
53. Nakagawa, J., Yamada, K., Bester, M., and Winniewisser, G., *J. Mol. Spectrosc.* 110, 74, 1985.
54. Merke, I., Stahl, W., Kass, S., Petitprez, D., and Włodarczak, G., *J. Mol. Spectrosc.* 216, 437, 2002.
55. di Lauro, C., Bunker, P. R., Johns, J. W. C., and McKellar, A. R. W., *J. Mol. Spectrosc.* 184, 177, 1997.
56. Voges, K., Gripp, J., Hartwig, H., and Dreizler, H., *Z. Naturforsch.* A 51, 299, 1996.
57. Borvayeh, L., Moazzen-Ahmadi, N., and Horneman, V.-M., *J. Mol. Spectrosc.* 242, 77, 2007.

TABLE 1. Asymmetric Top Potential Parameters

Name	Molecular Formula	Line Formula	Ref.	V_3/cm^{-1}	Comments
1 Trifluoromethanethiol	CHF ₃ S	CF ₃ SH	5	500.83 ± 0.03	
2 Methylphosphonic difluoride	CH ₃ F ₂ OP	CH ₃ P(=O)F ₂	6	676 ± 25	
3 Methanol	CH ₄ O	CH ₃ OH	5	373.594 ± 0.007	$V_6 = -1.597 \pm 0.051$ $V_9 = 1.04 \pm 0.20$
4 Methanethiol	CH ₄ S	CH ₃ SH	7	443.029 ± 0.070	$V_6 = -1.6451 \pm 0.0144$
5 Methyldisulfane	CH ₄ S ₂	CH ₃ SSH	8	609.0 ± 14.0	
6 Trifluoromethyl isocyanate	C ₂ F ₃ NO	CF ₃ N=C=O	5	47.8769 ± 0.0051	
7 Trifluoroacetaldehyde	C ₂ HF ₃ O	CF ₃ C(H)=O	9	298 ± 10	
8 Pentafluoroethane	C ₂ HF ₅	CF ₃ CHF ₂	10	1190 ± 4	
9 Acetyl bromide	C ₂ H ₃ BrO	CH ₃ C(Br)=O	11	456.7 ± 10.5	
10 1-Chloro-1,1-difluoroethane	C ₂ H ₃ ClF ₂	CH ₃ CClF ₂	12	1311.8 ± 1.4	
11 Acetyl chloride	C ₂ H ₃ ClO	CH ₃ C(Cl)=O	5	442.74 ± 1.05	³⁵ Cl
12 Acetyl fluoride	C ₂ H ₃ FO	CH ₃ C(F)=O	13	364.3 ± 2.1	
13 Methyl fluoroformate	C ₂ H ₃ FO ₂	CH ₃ OC(F)=O	5	374.1 ± 0.2	
14 Methyl trifluoromethyl ether	C ₂ H ₃ F ₃ O	CH ₃ OCF ₃	5	382 ± 10	CH ₃
15 Acetyl iodide	C ₂ H ₃ IO	CH ₃ C(=O)I	14	455.3 ± 10.5	
16 Methyl cyanate	C ₂ H ₃ NO	CH ₃ OC≡N	5	399.0 ± 17.5	
17 1-Chloro-1-fluoroethane	C ₂ H ₄ ClF	CH ₃ CHClF	5	1334.9 ± 3.8	
18 1,1-Difluoroethane	C ₂ H ₄ F ₂	CH ₃ CHF ₂	5	1163.0 ± 2.5	
19 Acetaldehyde	C ₂ H ₄ O	CH ₃ C(H)=O	15	407.716 ± 0.010	$V_6 = -12.068 \pm 0.037$
20 Thioacetaldehyde S-oxide	C ₂ H ₄ OS	CH ₃ C(H)=S=O	5	285.6 ± 0.3	Z isomer
21 Acetic acid	C ₂ H ₄ O ₂	CH ₃ COOH	16	170.1742 ± 0.0002	$V_6 = -6.4725 \pm 0.0001$
22 Methyl formate	C ₂ H ₃ DO ₂	CH ₃ OC(D)=O	5	400.60 ± 0.03	deuterated
23 Fluoroethane	C ₂ H ₅ F	CH ₃ CH ₂ F	17	1172.1 ± 1.4	
24 Nitrosoethane	C ₂ H ₅ NO	CH ₃ CH ₂ N=O	5	903 ± 25	gauche conformer
	C ₂ H ₅ NO	CH ₃ CH ₂ N=O	5	911 ± 25	cis conformer
25 Acetamide	C ₂ H ₅ NO	CH ₃ C(NH ₂)=O	5	24.949 ± 0.008	
26 Difluorodimethylsilane	C ₂ H ₆ F ₂ Si	(CH ₃) ₂ SiF ₂	18	439.4 ± 2.5	

Name	Molecular Formula	Line Formula	Ref.	V_3/cm^{-1}	Comments
27 <i>N</i> -Nitrosodimethylamine	$\text{C}_2\text{H}_6\text{N}_2\text{O}$	$(\text{CH}_3)_2\text{NN}=\text{O}$	5	145.8 ± 0.25	<i>cis</i> CH_3
	$\text{C}_2\text{H}_6\text{N}_2\text{O}$	$(\text{CH}_3)_2\text{NN}=\text{O}$	5	737.4 ± 13.3	<i>trans</i> CH_3
28 Ethanol	$\text{C}_2\text{H}_6\text{O}$	$\text{CH}_3\text{CH}_2\text{OH}$	5	1173.76 ± 2.20	<i>trans</i> isomer
29 Dimethyl ether	$\text{C}_2\text{H}_6\text{O}$	$(\text{CH}_3)_2\text{O}$	19	926.0 ± 3.5	
30 Dimethyl sulfide	$\text{C}_2\text{H}_6\text{S}$	$(\text{CH}_3)_2\text{S}$	19	751.1 ± 4.8	
31 Vinylsilane	$\text{C}_2\text{H}_6\text{Si}$	$\text{SiH}_3\text{C}(\text{H})=\text{CH}_2$	20	520.1 ± 1.8	
32 Dimethyl disulfide	$\text{C}_2\text{H}_6\text{S}_2$	CH_3SSCH_3	5	535.1 ± 1.8	
33 Dimethyl diselenide	$\text{C}_2\text{H}_6\text{Se}_2$	$\text{CH}_3\text{SeSeCH}_3$	21	395 ± 2	
34 Dimethylsilane	$\text{C}_2\text{H}_8\text{Si}$	$(\text{CH}_3)_2\text{SiH}_2$	19	578.0 ± 3.5	
35 3,3,3-Trifluoropropene	$\text{C}_3\text{H}_3\text{F}_3$	$\text{CF}_3\text{C}(\text{H})=\text{CH}_2$	22	653.06 ± 0.83	
36 Methyl cyanoformate	$\text{C}_3\text{H}_3\text{NO}_2$	$\text{CH}_3\text{OC}(\text{C}\equiv\text{N})=\text{O}$	5	406.6 ± 1.1	<i>s-trans</i> conformer
37 (Methylthio)acetylene	$\text{C}_3\text{H}_4\text{S}$	$\text{CH}_3\text{SC}\equiv\text{CH}$	23	592.0 ± 3.3	
38 1,1,1-Trifluoropropane	$\text{C}_3\text{H}_5\text{F}_3$	$\text{CH}_3\text{CH}_2\text{CF}_3$	24	922.2 ± 1.4	
39 2-Iodopropene	$\text{C}_3\text{H}_5\text{I}$	$\text{CH}_3\text{C}(\text{I})=\text{CH}_2$	5	905.8 ± 4.2	
40 Ethyl isocyanide	$\text{C}_3\text{H}_5\text{N}$	$\text{CH}_3\text{CH}_2\text{N}\equiv\text{C}$	5	1167.6 ± 18.2	
41 Propene	C_3H_6	$\text{CH}_3\text{C}(\text{H})=\text{CH}_2$	5	697.499 ± 0.048	$V_6 = -13.0$ (fixed)
42 Propanal	$\text{C}_3\text{H}_6\text{O}$	$\text{CH}_3\text{CH}_2\text{C}(\text{H})=\text{O}$	25	798 ± 39	<i>cis</i> conformer
43 Acetone	$\text{C}_3\text{H}_6\text{O}$	$(\text{CH}_3)_2\text{C}=\text{O}$	26	251.4 ± 2.6	$V_6 = -6.92 \pm 0.65$
44 (Methylthio)ethene	$\text{C}_3\text{H}_6\text{S}$	$\text{CH}_3\text{SC}(\text{H})=\text{CH}_2$	27	1138 ± 13	
45 Propanoic acid	$\text{C}_3\text{H}_6\text{O}_2$	$\text{CH}_3\text{CH}_2\text{COOH}$	28	819.0 ± 10.5	<i>cis</i> conformer
46 Methyl mercaptoacetate	$\text{C}_3\text{H}_6\text{O}_2\text{S}$	$\text{CH}_3\text{OC}(=\text{O})\text{C}(\text{H}_2)\text{SH}$	5	411 ± 8	state 0 ⁺
	$\text{C}_3\text{H}_6\text{O}_2\text{S}$	$\text{CH}_3\text{OC}(=\text{O})\text{C}(\text{H}_2)\text{SH}$	5	412 ± 9	state 0 ⁻
47 2-Bromopropane	$\text{C}_3\text{H}_7\text{Br}$	$(\text{CH}_3)_2\text{CHBr}$	5	1437.0 ± 2.5	⁷⁹ Br
48 1-Chloropropane	$\text{C}_3\text{H}_7\text{Cl}$	$\text{CH}_3\text{C}(\text{H}_2)\text{C}(\text{H}_2)\text{Cl}$	29	1017.8 ± 1.4	<i>gauche</i> conformer
	$\text{C}_3\text{H}_7\text{Cl}$	$\text{CH}_3\text{C}(\text{H}_2)\text{C}(\text{H}_2)\text{Cl}$	29	966.0 ± 7.0	<i>trans</i> conformer
49 2-Chloropropane	$\text{C}_3\text{H}_7\text{Cl}$	$(\text{CH}_3)_2\text{CHCl}$	5	1374.03 ± 1.00	³⁵ Cl
50 1-Fluoropropane	$\text{C}_3\text{H}_7\text{F}$	$\text{CH}_3\text{C}(\text{H}_2)\text{C}(\text{H}_2)\text{F}$	30	965.3 ± 12.2	<i>gauche</i> conformer
	$\text{C}_3\text{H}_7\text{F}$	$\text{CH}_3\text{C}(\text{H}_2)\text{C}(\text{H}_2)\text{F}$	30	948.5 ± 2.8	<i>trans</i> conformer
51 2-Fluoropropane	$\text{C}_3\text{H}_7\text{F}$	$(\text{CH}_3)_2\text{CHF}$	5	1162.79 ± 0.84	
52 Butanenitrile	$\text{C}_4\text{H}_7\text{N}$	$\text{CH}_3\text{C}(\text{H}_2)\text{C}(\text{H}_2)\text{C}\equiv\text{N}$	31	1087.4 ± 8.4	<i>gauche</i> conformer
	$\text{C}_4\text{H}_7\text{N}$	$\text{CH}_3\text{C}(\text{H}_2)\text{C}(\text{H}_2)\text{C}\equiv\text{N}$	31	1088.5 ± 13.3	<i>trans</i> conformer
53 Propanamide	$\text{C}_3\text{H}_7\text{NO}$	$\text{CH}_3\text{CH}_2\text{C}(=\text{O})\text{NH}_2$	32	761 ± 42	<i>syn</i> conformer
54 <i>N,N</i> -Dimethylformamide	$\text{C}_3\text{H}_7\text{NO}$	$(\text{CH}_3)_2\text{NC}(\text{H})=\text{O}$	5	366.04 ± 0.26	<i>cis</i> CH_3
	$\text{C}_3\text{H}_7\text{NO}$	$(\text{CH}_3)_2\text{NC}(\text{H})=\text{O}$	5	772.4 ± 7.4	<i>trans</i> CH_3
55 Propane	C_3H_8	$(\text{CH}_3)_2\text{CH}_2$	33	1108.1 ± 9.5	
56 Cyclopropylgermane	$\text{C}_3\text{H}_8\text{Ge}$	$\text{C}(\text{H}_2)\text{C}(\text{H}_2)\text{C}(\text{H})(\text{GeH}_3)$	5	466.6 ± 16.7	GeH_3
57 <i>N</i> -Nitrosoethylmethylamine	$\text{C}_3\text{H}_8\text{N}_2\text{O}$	$\text{CH}_3\text{CH}_2\text{N}(\text{CH}_3)\text{N}=\text{O}$	5	310 ± 30	<i>N</i> -methyl top, OGM conformer
58 1-Propanol	$\text{C}_3\text{H}_8\text{O}$	$\text{CH}_3\text{C}(\text{H}_2)\text{C}(\text{H}_2)\text{OH}$	34	956 ± 21	<i>trans</i> conformer
59 Cyclopropylsilane	$\text{C}_3\text{H}_8\text{Si}$	$\text{C}(\text{H}_2)\text{C}(\text{H}_2)\text{C}(\text{H})(\text{SiH}_3)$	35	670.9 ± 1.5	
60 Dimethyl(methylene)silane	$\text{C}_3\text{H}_8\text{Si}$	$(\text{CH}_3)_2\text{Si}=\text{CH}_2$	5	351.4 ± 5.9	
61 Dimethyl methylphosphonate	$\text{C}_3\text{H}_9\text{O}_3\text{P}$	$(\text{OCH}_3)_2\text{P}(=\text{O})\text{CH}_3$	36	662 ± 6	<i>P</i> -methyl top
	$\text{C}_3\text{H}_9\text{O}_3\text{P}$	$(\text{OCH}_3)_2\text{P}(=\text{O})\text{CH}_3$	37	278.82 ± 0.06	<i>O</i> -methyl top #1
	$\text{C}_3\text{H}_9\text{O}_3\text{P}$	$(\text{OCH}_3)_2\text{P}(=\text{O})\text{CH}_3$	37	181.82 ± 0.01	<i>O</i> -methyl top #2
62 But-2-ynoyl fluoride	$\text{C}_4\text{H}_3\text{FO}$	$\text{CH}_3\text{C}\equiv\text{CC}(\text{F})=\text{O}$	5	2.20 ± 0.12	
63 <i>cis</i> -2-Butenenitrile	$\text{C}_4\text{H}_5\text{N}$	$\text{CH}_3\text{C}(\text{H})=\text{C}(\text{H})\text{C}\equiv\text{N}$	5	485.50 ± 0.25	
64 2-Methylacrylonitrile	$\text{C}_4\text{H}_5\text{N}$	$\text{CH}_2=\text{C}(\text{CH}_3)\text{C}\equiv\text{N}$	5	695.2 ± 2.1	
65 2-Methyloxazole	$\text{C}_4\text{H}_5\text{NO}$	$\text{N}=\text{C}(\text{CH}_3)\text{OC}(\text{H})=\text{C}(\text{H})$	5	251.70 ± 1.17	
66 4-Methyloxazole	$\text{C}_4\text{H}_5\text{NO}$	$\text{N}=\text{C}(\text{H})\text{OC}(\text{H})=\text{C}(\text{CH}_3)$	5	429.44 ± 0.33	

Name	Molecular Formula	Line Formula	Ref.	V_3/cm^{-1}	Comments
67 5-Methyloxazole	$\text{C}_4\text{H}_5\text{NO}$	$\text{N}=\text{C}(\text{H})\text{OC}(\text{CH}_3)=\text{C}(\text{H})$	5	477.90 ± 1.34	
68 5-Methylisoxazole	$\text{C}_4\text{H}_5\text{NO}$	$\text{C}(\text{H})=\text{NOC}(\text{CH}_3)=\text{C}(\text{H})$	5	272.05 ± 1.00	
69 2-Methylthiazole	$\text{C}_4\text{H}_5\text{NS}$	$\text{N}=\text{C}(\text{CH}_3)\text{SC}(\text{H})=\text{C}(\text{H})$	38	34.938 ± 0.020	
70 4-Methylisothiazole	$\text{C}_4\text{H}_5\text{NS}$	$\text{N}=\text{C}(\text{H})\text{C}(\text{CH}_3)=\text{C}(\text{H})\text{S}$	5	105.767 ± 0.043	
71 4-Methyl-2-oxetanone	$\text{C}_4\text{H}_6\text{O}_2$	$\text{OC}(=\text{O})\text{C}(\text{H}_2)\text{C}(\text{H})(\text{CH}_3)$	5	1256.5 ± 10.5	
72 <i>trans</i> -1-Fluoro-2-butene	$\text{C}_4\text{H}_7\text{F}$	$\text{CH}_3\text{C}(\text{H})=\text{C}(\text{H})\text{CH}_2\text{F}$	5	596 ± 7	anticlinal conformer
73 1-Isocyanopropane	$\text{C}_4\text{H}_7\text{N}$	$\text{CH}_3\text{C}(\text{H}_2)\text{C}(\text{H}_2)\text{N}=\text{C}$	5	1012.3 ± 8.4	<i>gauche</i> conformer
	$\text{C}_4\text{H}_7\text{N}$	$\text{CH}_3\text{C}(\text{H}_2)\text{C}(\text{H}_2)\text{N}=\text{C}$	5	1033.8 ± 7.7	<i>trans</i> conformer
74 Isobutene	C_4H_8	$(\text{CH}_3)_2\text{C}=\text{CH}_2$	5	761.58 ± 1.05	
75 <i>cis</i> -2-Butene	C_4H_8	$\text{CH}_3\text{CH}=\text{CHCH}_3$	5	259.89 ± 0.42	
76 3-Methoxy-1-propene	$\text{C}_4\text{H}_8\text{O}$	$\text{CH}_3\text{OC}(\text{H}_2)\text{C}(\text{H})=\text{CH}_2$	5	728.0 ± 10.5	<i>skew-gauche</i> conformer
	$\text{C}_4\text{H}_8\text{O}$	$\text{CH}_3\text{OC}(\text{H}_2)\text{C}(\text{H})=\text{CH}_2$	5	829.5 ± 10.5	<i>syn-trans</i> conformer
77 2,2-Dimethyloxirane	$\text{C}_4\text{H}_8\text{O}$	$\text{OC}(\text{CH}_3)(\text{CH}_3)\text{C}(\text{H}_2)$	5	945.61 ± 0.75	
78 <i>cis</i> -2,3-Dimethyloxirane	$\text{C}_4\text{H}_8\text{O}$	$\text{OC}(\text{H})(\text{CH}_3)\text{C}(\text{H})(\text{CH}_3)$	5	577.80 ± 1.84	<i>cis</i> conformer
	$\text{C}_4\text{H}_8\text{O}$	$\text{OC}(\text{H})(\text{CH}_3)\text{C}(\text{H})(\text{CH}_3)$	5	862.52 ± 1.84	<i>trans</i> conformer
79 2-Methyloxetane	$\text{C}_4\text{H}_8\text{O}$	$\text{OC}(\text{H}_2)\text{C}(\text{H}_2)\text{C}(\text{H})(\text{CH}_3)$	5	1166.5 ± 4.9	
80 3-Methyloxetane	$\text{C}_4\text{H}_8\text{O}$	$\text{OC}(\text{H}_2)\text{C}(\text{H})(\text{CH}_3)\text{C}(\text{H}_2)$	5	1149.4 ± 4.2	
81 3-Methoxythietane	$\text{C}_4\text{H}_8\text{OS}$	$\text{SC}(\text{H}_2)\text{C}(\text{H})(\text{OCH}_3)\text{C}(\text{H}_2)$	5	1071.0 ± 10.5	
82 3-(Methylthio)-1-propene	$\text{C}_4\text{H}_8\text{S}$	$\text{CH}_3\text{SC}(\text{H}_2)\text{C}(\text{H})=\text{CH}_2$	5	619 ± 28	
83 2,2-Dimethylthiirane	$\text{C}_4\text{H}_8\text{S}$	$\text{SC}(\text{CH}_3)(\text{CH}_3)\text{C}(\text{H}_2)$	5	1268.3 ± 3.0	
84 Butane	C_4H_{10}	$\text{CH}_3\text{C}(\text{H}_2)\text{C}(\text{H}_2)\text{CH}_3$	5	948 ± 24	
85 <i>N</i> -Methyl- <i>N</i> -nitrosopropylamine	$\text{C}_4\text{H}_{10}\text{N}_2\text{O}$	$\text{CH}_3\text{C}(\text{H}_2)\text{C}(\text{H}_2)\text{N}(\text{CH}_3)\text{N}=\text{O}$	5	320 ± 30	<i>N</i> -methyl top, conformer OMGA
86 Dihydro-3-methyl-2(3 <i>H</i>)-furanone	$\text{C}_5\text{H}_8\text{O}_2$	$\text{OC}(=\text{O})\text{C}(\text{H})(\text{CH}_3)\text{C}(\text{H}_2)\text{C}(\text{H}_2)$	5	913.8 ± 2.5	
87 Dihydro-4-methyl-2(3 <i>H</i>)-furanone	$\text{C}_5\text{H}_8\text{O}_2$	$\text{OC}(=\text{O})\text{C}(\text{H}_2)\text{C}(\text{H})(\text{CH}_3)\text{C}(\text{H}_2)$	39	1437.8 ± 8.4	
88 Dihydro-5-methyl-2(3 <i>H</i>)-furanone	$\text{C}_5\text{H}_8\text{O}_2$	$\text{OC}(=\text{O})\text{C}(\text{H}_2)\text{C}(\text{H}_2)\text{C}(\text{H})(\text{CH}_3)$	39	1233.0 ± 4.2	
89 <i>tert</i> -Butyl isocyanate	$\text{C}_5\text{H}_9\text{NO}$	$(\text{CH}_3)_3\text{C}\equiv\text{N}=\text{C}=\text{O}$	5	41.510 ± 0.015	$(\text{CH}_3)_3\text{C}$ group
90 Methyl <i>tert</i> -butyl ether	$\text{C}_5\text{H}_{12}\text{O}$	$(\text{CH}_3)_3\text{COCH}_3$	5	498.6 ± 1.5	<i>O</i> -methyl top
91 2-Methylcyclopentanone	$\text{C}_6\text{H}_{10}\text{O}$	$\text{C}(=\text{O})\text{C}(\text{H})(\text{CH}_3)\text{C}(\text{H}_2)\text{C}(\text{H}_2)\text{C}(\text{H}_2)$	5	844.2 ± 2.4	
92 3-Methylcyclopentanone	$\text{C}_6\text{H}_{10}\text{O}$	$\text{C}(=\text{O})\text{C}(\text{H}_2)\text{C}(\text{H})(\text{CH}_3)\text{C}(\text{H}_2)\text{C}(\text{H}_2)$	5	1233.8 ± 1.7	
93 <i>tert</i> -Butyl ethyl ether	$\text{C}_6\text{H}_{14}\text{O}$	$(\text{CH}_3)_3\text{COC}(\text{H}_2)\text{CH}_3$	5	1025 ± 3	ethyl CH_3
94 2,4-Difluorotoluene	$\text{C}_7\text{H}_6\text{F}_2$	$\text{C}(\text{H})=\text{C}(\text{CH}_3)\text{C}(\text{F})=\text{C}(\text{H})\text{C}(\text{F})=\text{C}(\text{H})$	5	204.04 ± 0.23	
95 2-Chlorotoluene	$\text{C}_7\text{H}_7\text{Cl}$	$\text{C}(\text{H})=\text{C}(\text{H})\text{C}(\text{Cl})=\text{C}(\text{CH}_3)\text{C}(\text{H})=\text{C}(\text{H})$	40	513.8 ± 2.7	^{35}Cl
96 2,6-Dimethylpyridine	$\text{C}_7\text{H}_9\text{N}$	$\text{C}(\text{H})=\text{C}(\text{H})\text{C}(\text{CH}_3)=\text{NC}(\text{CH}_3)=\text{C}(\text{H})$	5	98.24 ± 0.27	
97 1,2,2-Trimethylpropyl methylphosphonofluoridate	$\text{C}_7\text{H}_{16}\text{FO}_2\text{P}$	$(\text{CH}_3)_3\text{CC}(\text{H})(\text{CH}_3)\text{OP}(\text{O})(\text{F})\text{CH}_3$	41	821 ± 5	<i>P</i> -methyl top, conformer GD-I
	$\text{C}_7\text{H}_{16}\text{FO}_2\text{P}$	$(\text{CH}_3)_3\text{CC}(\text{H})(\text{CH}_3)\text{OP}(\text{O})(\text{F})\text{CH}_3$	41	738 ± 5	<i>P</i> -methyl top, conformer GD-II
98 Germyl azide	GeH_3N_3	$\text{GeH}_3-\text{N}=\text{N}=\text{N}$	42	86.598 ± 0.062	
99 Silylphospine	H_5PSi	SiH_3PH_2	43	537.2 ± 14.0	

TABLE 2. Symmetric Top Potential Parameters

	Name	Molecular Formula	Line Formula	Ref.	V_3/cm^{-1}	Comments
1	Phosphine-trifluoroborane	$\text{BF}_3\text{H}_3\text{P}$	H_3PBF_3	44	1169 ± 123	
2	Trihydro(phosphorus trifluoride)boron	$\text{BF}_3\text{H}_3\text{P}$	F_3PBH_3	45	1134 ± 53	
3	Trihydro(phosphine)boron	BH_6P	H_3PBH_3	46	864.5 ± 17.5	
4	Trifluoro(trifluoromethyl)silane	CF_6Si	CF_3SiF_3	47	489 ± 50	
5	Trifluoromethylgermane	$\text{CH}_3\text{F}_3\text{Ge}$	CF_3GeH_3	48	448 ± 53	
6	Trifluoromethylsilane	$\text{CH}_3\text{F}_3\text{Si}$	CH_3SiF_3	49	414.147 ± 0.030	
7	Methylgermane	CH_6Ge	CH_3GeH_3	50	433.6 ± 8.8	
8	Methylsilane	CH_6Si	CH_3SiH_3	2	603.3878 ± 0.0037	
9	Methylstannane	CH_6Sn	CH_3SnH_3	51	227 ± 10	
10	1,1,1-Trifluoroethane	$\text{C}_2\text{H}_5\text{F}_3$	CH_3CF_3	52	1112.24 ± 0.16	
11	Ethane	C_2H_6	CH_3CH_3	2	1013.28 ± 0.10	$V_6 = 8.798 \pm 0.041$
12	Ethane-1,1,1- d_3	$\text{C}_2\text{H}_3\text{D}_3$	CH_3CD_3	2	1001.876 ± 0.023	$V_6 = 9.328 \pm 0.018$
13	Ethane- d_6	C_2D_6	CD_3CD_3	2	989.946 ± 0.090	$V_6 = 9.51 \pm 0.10$
14	1-Silylpropyne	$\text{C}_3\text{H}_6\text{Si}$	$\text{CH}_3\text{C}\equiv\text{CSiH}_3$	53	3.77 ± 0.70	
15	Trimethylchlorosilane	$\text{C}_3\text{H}_9\text{ClSi}$	$(\text{CH}_3)_3\text{SiCl}$	54	576.9 ± 0.9	
16	2-Butyne	C_4H_6	$\text{CH}_3\text{C}\equiv\text{CCH}_3$	55	6.067 ± 0.040	$V_6 = 0.1240 \pm 0.0144$ $V_9 = -0.0916 \pm 0.0180$
17	Ethynyltrimethylgermane	$\text{C}_5\text{H}_{10}\text{Ge}$	$(\text{CH}_3)_3\text{GeC}\equiv\text{CH}$	56	376.2 ± 16.7	
18	Disilane	H_6Si_2	SiH_3SiH_3	57	412.033 ± 0.010	

BOND DISSOCIATION ENERGIES

Yu-Ran Luo and Jin-Pei Cheng

The bond dissociation energy (enthalpy) is also referred to as bond disruption energy, bond energy, bond strength, or binding energy (abbreviation: BDE, BE, or D). It is defined as the standard enthalpy change of the following fission: $R-X \rightarrow R + X$. The BDE, denoted by $D^\circ(R-X)$, is usually derived by the thermochemical equation, $D^\circ(R-X) = \Delta_f H^\circ(R) + \Delta_f H^\circ(X) - \Delta_f H^\circ(RX)$. The enthalpy of formation $\Delta_f H^\circ$ of a large number of atoms, free radicals, ions, clusters and compounds is available from the websites of NIST, NASA, CODATA, and IUPAC. Most authors prefer to use the BDE values at 298.15 K.

The following seven tables provide essential information of experimental BDE values of $R-X$ and R^+-X bonds.

- (1) Table 1: Bond Dissociation Energies in Diatomic Molecules
- (2) Table 2: Enthalpy of Formation of Gaseous Atoms
- (3) Table 3: Bond Dissociation Energies in Polyatomic Molecules
- (4) Table 4: Enthalpies of Formation of Free Radicals and Other Transient Species
- (5) Table 5: Bond Dissociation Energies of Some Organic Molecules
- (6) Table 6: Bond Dissociation Energies in Diatomic Cations
- (7) Table 7: Bond Dissociation Energies in Polyatomic Cations

The data in these tables have been revised through September 2014.

TABLE 1. Bond Dissociation Energies in Diatomic Molecules

The BDEs in diatomic species have usually been measured by spectroscopy or mass spectrometry. In the absence of data on the enthalpy function, the values at 0 K, $D^\circ(A-B)$, are converted to D°_{298} by the approximate equation:

$$D^\circ_{298}(A-B) \approx D^\circ(A-B) + (3/2)RT = D^\circ(A-B) + 3.7181 \text{ kJ mol}^{-1}$$

This table has been arranged in an alphabetical order of the atoms A in the diatomics A-B.

A-B	$D^\circ_{298}/\text{kJ mol}^{-1}$	Ref.	A-B	$D^\circ_{298}/\text{kJ mol}^{-1}$	Ref.	A-B	$D^\circ_{298}/\text{kJ mol}^{-1}$	Ref.	A-B	$D^\circ_{298}/\text{kJ mol}^{-1}$	Ref.
Ac-O	794	1	Ag-Te	195.8 ± 14.6	1	Al-Ti	263.4	1	As-As	385.8 ± 10.5	1
Ac-S	505 ± 68	22	Al-Al	264.3 ± 0.5	1	Al-U	326 ± 29	1	As-Cl	448	1
Ag-Ag	162.9 ± 2.9	1	Al-Ar	5.69	1	Al-V	147.4 ± 1.0	1	As-D	270.3	1
Ag-Al	183.7 ± 9.2	1	Al-As	202.7 ± 7.1	1	Al-Xe	7.39	1	As-F	410	1
Ag-Au	202.5 ± 9.6	1	Al-Au	325.9 ± 6.3	1	Am-O	582 ± 34	18	As-Ga	202.5 ± 4.8	1
Ag-Bi	192 ± 42	1	Al-Br	429.2 ± 5.8	1	Am-S	375 ± 33	22	As-H	274.0 ± 2.9	1
Ag-Br	280.3 ± 1.3	1	Al-C	267.7	1	Ar-Ar	4.91	1	As-I	296.6 ± 24	1
Ag-Cl	279.1 ± 8.4	1	Al-Ca	52.7	1	Ar-Au	5.50 ± 0.16	19	As-In	201 ± 10	1
Ag-Cu	171.5 ± 9.6	1	Al-Cl	502	1	Ar-B	4.62	1	As-N	489 ± 2.1	1
Ag-D	226.8	1	Al-Co	181.6 ± 0.2	1	Ar-Br	~ 5.0	1	As-O	484 ± 8	1
Ag-Dy	130 ± 19	1	Al-Cr	222.9 ± 0.9	1	Ar-C	5.158	1	As-P	433.5 ± 12.6	1
Ag-Eu	127 ± 13	1	Al-Cu	227.1 ± 1.2	1	Ar-Ca	4.44 ± 0.60	1	As-S	379.5 ± 6.3	1
Ag-F	356.9 ± 5.8	1	Al-D	290.4	1	Ar-Cd	5.57 ± 0.05	1	As-Sb	330.5 ± 5.4	1
Ag-Ga	159 ± 17	1	Al-F	675	1	Ar-Ga	3.96	1	As-Se	96	1
Ag-Ge	174.5 ± 21	1	Al-H	288 ± 13	1	Ar-Ge	< 5.4	1	As-Tl	198.3 ± 14.6	1
Ag-H	202.4 ± 9.1	1	Al-I	369.9 ± 2.1	1	Ar-He	3.96	1	Au-Au	226.2 ± 0.5	1
Ag-Ho	124 ± 19	1	Al-Kr	6.05	1	Ar-Hg	5.32	1	Au-B	367.8 ± 10.5	1
Ag-I	234 ± 29	1	Al-Li	76.1	1	Ar-I	~ 5.3	1	Au-Ba	275.2 ± 6.3	25
Ag-In	166.5 ± 4.9	1	Al-N	$\leq 368 \pm 15$	1	Ar-In	4.18	1	Au-Be	237.7 ± 4.0	1
Ag-Li	186.1	1	Al-Ne	3.9	1	Ar-Kr	5.11	1	Au-Bi	293 ± 8.4	1
Ag-Mn	99.2 ± 21	1	Al-Ni	224.7 ± 4.8	1	Ar-Li	~ 7.82	1	Au-Br	213 ± 21	1
Ag-Na	133.1 ± 12.6	1	Al-O	501.9 ± 10.6	1	Ar-Mg	~ 3.7	1	Au-Ca	250.4 ± 4.0	1
Ag-Nd	< 213	1	Al-P	216.7 ± 12.6	1	Ar-Na	~ 4.2	1	Au-Ce	322 ± 18	1
Ag-O	221 ± 21	1	Al-Pd	254.4 ± 12.1	1	Ar-Ne	4.27	1	Au-Cl	280 ± 13	1
Ag-S	216.7 ± 14.6	1	Al-S	332 ± 10	1	Ar-Si	5.86	1	Au-Co	218.0 ± 16.4	1
Ag-Sb	156.3 ± 4.9	30	Al-Sb	216.3 ± 6	1	Ar-Sn	< 5.1	1	Au-Cr	223.7 ± 28.9	1
Ag-Se	210.0 ± 14.6	1	Al-Se	318 ± 13	1	Ar-Tl	4.09	1	Au-Cs	253 ± 3.5	1
Ag-Si	185.1 ± 9.6	1	Al-Si	246.9 ± 12.6	1	Ar-Xe	5.28	1	Au-Cu	227.1 ± 1.2	1
Ag-Sn	136 ± 21	1	Al-Te	268 ± 13	1	Ar-Zn	5.0	1	Au-D	322.2	1

A-B	$D^{\circ}_{298}/\text{kJ mol}^{-1}$	Ref.	A-B	$D^{\circ}_{298}/\text{kJ mol}^{-1}$	Ref.	A-B	$D^{\circ}_{298}/\text{kJ mol}^{-1}$	Ref.	A-B	$D^{\circ}_{298}/\text{kJ mol}^{-1}$	Ref.
Au-Dy	259 ± 24	1	B-Pt	477.8 ± 16.7	1	Br-Ce	375.2	23	Br-Yb	297.7	23
Au-Eu	245 ± 12	1	B-Rh	475.8 ± 21	1	Br-Cl	219.32 ± 0.05	1	Br-Zn	138 ± 29	1
Au-F	294.1	1	B-Ru	446.9 ± 21	1	Br-Co	326 ± 42	1	Br-Zr	420	1
Au-Fe	187.0 ± 19.3	1	B-S	577 ± 9.2	1	Br-Cr	328.0 ± 24.3	1	C-C	605.03 ± 0.28	33
Au-Ga	290 ± 15	1	B-Sc	272 ± 63	1	Br-Cs	389.1 ± 4.2	1	C-Ce	443 ± 30	1
Au-Ge	273.2 ± 14.6	1	B-Se	462 ± 14.6	1	Br-Cu	331 ± 25	1	C-Cl	394.9 ± 13.4	1
Au-H	300.5 ± 2.6	4	B-Si	317 ± 12	1	Br-D	370.74	1	C-D	341.4	1
Au-Ho	267 ± 35	1	B-Te	354 ± 20	1	Br-Dy	315.7	23	C-F	513.8 ± 10.0	1
Au-I	276	1	B-Th	297 ± 33	1	Br-Er	363.2	23	C-Fe	367.7 ± 4.2	20
Au-In	286.0 ± 5.7	1	B-Ti	272 ± 63	1	Br-Eu	328.8	23	C-Ge	455.7 ± 11	1
Au-K	271.5 ± 19.3	28	B-U	322 ± 33	1	Br-F	280 ± 12	1	C-H	338.72 ± 0.11	33
Au-Kr	6.59 ± 0.23	19	B-Y	289 ± 63	1	Br-Fe	243 ± 84	1	C-Hf	540 ± 25	1
Au-La	457 ± 28	1	Ba-Br	359.9	23	Br-Ga	402 ± 13	1	C-I	253.1 ± 35.6	1
Au-Li	284.5 ± 6.7	1	Ba-Cl	439.3	23	Br-Gd	374.5	23	C-Ir	631 ± 5	1
Au-Lu	332 ± 19	1	Ba-D	≤193.7	1	Br-Ge	347 ± 8	1	C-La	463 ± 20	1
Au-Mg	179.1 ± 2.7	1	Ba-F	580.0	23	Br-H	366.16 ± 0.20	1	C-Mo	482 ± 16	1
Au-Mn	197.7 ± 21	1	Ba-H	192.0	1	Br-Hg	74.9	1	C-N	749.31 ± 0.14	33
Au-Na	247.4 ± 7.8	27	Ba-I	321.0	23	Br-Ho	323.9	23	C-Nb	523.8 ± 14.5	1
Au-Nd	294 ± 29	1	Ba-O	562 ± 13.4	1	Br-I	179.1 ± 0.4	1	C-Ni	337.0	1
Au-Ni	247 ± 16.4	1	Ba-Pd	221.8 ± 5.0	1	Br-In	409 ± 10	1	C-O	1076.63 ± 0.06	33
Au-O	223 ± 21	1	Ba-Rh	259.4 ± 25	1	Br-K	379.1 ± 4.2	1	C-Os	608 ± 25	1
Au-Pb	133 ± 42	1	Ba-S	418 ± 21	1	Br-La	448.6	23	C-P	507.5 ± 8.8	1
Au-Pd	142.7 ± 21	1	Be-Be	59	1	Br-Li	418.8 ± 4.2	1	C-Pd	436 ± 20	1
Au-Pr	311 ± 25	1	Be-Br	316	1	Br-Lu	303.3	23	C-Pt	577.8 ± 6.8	13
Au-Rb	243 ± 3.5	1	Be-Cl	384	1	Br-Mg	317.96	1	C-Rh	580 ± 4	1
Au-Rh	232.6 ± 29	1	Be-D	203.1	1	Br-Mn	314.2 ± 9.6	1	C-Ru	648 ± 13	1
Au-S	253.6 ± 14.6	1	Be-F	573	1	Br-Mo	313.4	1	C-S	713.3 ± 1.2	1
Au-Sb	241.3 ± 5.8	30	Be-H	221	1	Br-N	280.8 ± 21	1	C-Sc	444 ± 21	1
Au-Sc	280 ± 40	1	Be-I	261	1	Br-Na	363.1 ± 4.2	1	C-Se	590.4 ± 5.9	1
Au-Se	251.0 ± 14.6	1	Be-O	437	1	Br-Nd	341.8	23	C-Si	447	1
Au-Si	304.6 ± 6.0	1	Be-S	372 ± 59	1	Br-Ni	360 ± 13	1	C-Tc	564 ± 29	1
Au-Sn	256.5 ± 7.2	1	Be-T	204.4	1	Br-O	237.6 ± 0.4	1	C-Th	453 ± 17	1
Au-Sr	246.4 ± 4.8	25	Bi-Bi	204.4	1	Br-P	≤329	1	C-Ti	423 ± 30	1
Au-Tb	285 ± 33	1	Bi-Br	240.2	1	Br-Pb	248.5 ± 14.6	1	C-U	455 ± 15	1
Au-Te	237.2 ± 14.6	1	Bi-Cl	300.4 ± 4.2	1	Br-Pm	337.6	23	C-V	423 ± 24	1
Au-U	318 ± 29	1	Bi-D	283.7	1	Br-Pr	346.3	23	C-Y	418 ± 14	1
Au-V	246.0 ± 8.7	1	Bi-F	366.5 ± 12.5	1	Br-Rb	380.7 ± 4.2	1	C-Zr	495.8 ± 38.6	1
Au-Xe	11.33 ± 0.23	19	Bi-Ga	158.6 ± 16.7	1	Br-S	218 ± 17	1	Ca-Ca	16.52 ± 0.11	1
Au-Y	310 ± 12	1	Bi-H	≤283.3	1	Br-Sb	314 ± 59	1	Ca-Cl	409 ± 8.7	1
B-B	290	1	Bi-I	186.1 ± 5.8	1	Br-Sc	444 ± 63	1	Ca-D	≤169.9	1
B-Br	390.9 ± 0.5	1	Bi-In	153.6 ± 1.7	1	Br-Se	297 ± 84	1	Ca-F	529	1
B-C	448 ± 29	1	Bi-Li	149.4	1	Br-Si	358.2 ± 8.4	1	Ca-H	223.8	1
B-Cd	301.0	1	Bi-O	337.2 ± 12.6	1	Br-Sm	334.3	23	Ca-I	284.7 ± 8.4	1
B-Ce	305 ± 21	1	Bi-P	281.7 ± 13	1	Br-Sn	337 ± 13	1	Ca-Kr	5.15 ± 0.72	1
B-Cl	427	1	Bi-Pb	142.4 ± 3.0	1	Br-Sr	365	1	Ca-Li	84.9 ± 8.4	1
B-D	341.0 ± 6.3	1	Bi-S	315.5 ± 4.6	1	Br-T	372.77	1	Ca-O	383.3 ± 5.0	1
B-F	732	1	Bi-Sb	252.7 ± 3.9	1	Br-Tb	386.4	23	Ca-Pd	347 - 360	1
B-H	345.2 ± 2.5	1	Bi-Se	280.3 ± 5.9	1	Br-Th	364	1	Ca-S	335 ± 21	1
B-I	361	1	Bi-Sn	193 ± 13	1	Br-Ti	373	1	Ca-Xe	7.31 ± 0.96	1
B-Ir	512.2 ± 17	1	Bi-Te	232.2 ± 11.3	1	Br-Tl	331 ± 21	1	Cd-Cd	7.36	1
B-La	335 ± 63	1	Bi-Tl	120.9 ± 12.6	1	Br-Tm	300.9	23	Cd-Cl	208.4	1
B-N	377.9 ± 8.7	1	Bk-O	598	1	Br-U	377 ± 15	1	Cd-F	305 ± 21	1
B-Ne	3.97	1	Br-Br	193.859 ± 0.120	1	Br-V	439 ± 42	1	Cd-H	69.0 ± 0.4	1
B-O	809	1	Br-C	318.0 ± 8.4	1	Br-W	329.3	1	Cd-I	97.2 ± 2.1	1
B-P	347 ± 16.7	1	Br-Ca	339	1	Br-Xe	5.94 ± 0.02	1	Cd-In	134	1
B-Pd	351.5 ± 16.7	1	Br-Cd	159 ± 96	1	Br-Y	481 ± 84	1	Cd-K	7.3	1

A-B	$D^{\circ}_{298}/\text{kJ mol}^{-1}$	Ref.	A-B	$D^{\circ}_{298}/\text{kJ mol}^{-1}$	Ref.	A-B	$D^{\circ}_{298}/\text{kJ mol}^{-1}$	Ref.	A-B	$D^{\circ}_{298}/\text{kJ mol}^{-1}$	Ref.
Cd-Kr	5.17	1	Cl-Pm	417.0	23	Cr-S	331	1	Dy-Dy	70.3	1
Cd-Na	10.2	1	Cl-Pr	425.7	23	Cr-Sn	141 ± 3	1	Dy-F	531.1	23
Cd-Ne	3.97	1	Cl-Ra	343 ± 75	1	Cs-Cs	43.919 ± 0.010	1	Dy-I	277.2	23
Cd-O	236 ± 84	1	Cl-Rb	427.6 ± 8.4	1	Cs-F	517.1 ± 7.7	1	Dy-O	615	1
Cd-S	208.5 ± 20.9	1	Cl-S	241.8	1	Cs-H	175.364	1	Dy-S	414 ± 42	1
Cd-Se	127.6 ± 25.1	1	Cl-Sb	360 ± 50	1	Cs-Hg	8	1	Dy-Se	322 ± 20	1
Cd-Te	100.0 ± 15.1	1	Cl-Sc	331	1	Cs-I	338.5 ± 2.1	1	Dy-Te	234 ± 20	1
Cd-Xe	6.54	1	Cl-Se	322	1	Cs-Li	72.9 ± 1.2	5	Er-Er	75 ± 29	1
Ce-Ce	251.7	1	Cl-Si	416.7 ± 6.3	1	Cs-Na	63.2 ± 1.3	1	Er-F	572.6	23
Ce-Cl	460.0	23	Cl-Sm	422.1	23	Cs-O	293 ± 25	1	Er-I	317.6	23
Ce-F	621.6	23	Cl-Sn	350 ± 8	1	Cs-Rb	49.57 ± 0.01	1	Er-O	606	1
Ce-I	335.5	23	Cl-Sr	409	1	Cu-Cu	182.0 ± 2.5	32	Er-S	418 ± 21	1
Ce-Ir	575 ± 9	1	Cl-T	438.64	1	Cu-D	270.3	1	Er-Se	326 ± 20	1
Ce-N	519 ± 21	1	Cl-Ta	544	1	Cu-Dy	144 ± 18	1	Er-Te	238 ± 20	1
Ce-O	790	1	Cl-Tb	474.2	23	Cu-F	414	1	Es-O	460	1
Ce-Os	524 ± 20	1	Cl-Th	489	1	Cu-Ga	215.9 ± 15	1	Eu-Eu	45.2	1
Ce-Pd	319 ± 21	1	Cl-Ti	405.4 ± 10.5	1	Cu-Ge	208.8 ± 21	1	Eu-F	543.0	23
Ce-Pt	550 ± 5	1	Cl-Tl	372.8 ± 2.1	1	Cu-H	254.8 ± 6	1	Eu-I	290.4	23
Ce-Rh	545 ± 7	1	Cl-Tm	380.3	23	Cu-Ho	144 ± 19	1	Eu-Li	268.1 ± 12.6	1
Ce-Ru	494 ± 12	1	Cl-U	439	1	Cu-I	289 ± 63	1	Eu-O	473	1
Ce-S	569	1	Cl-V	477 ± 63	1	Cu-In	187.4 ± 7.9	1	Eu-Rh	238 ± 34	1
Ce-Se	494.5 ± 14.6	1	Cl-W	419	1	Cu-Li	191.9	1	Eu-S	365.7 ± 13.4	1
Ce-Te	189.4 ± 12.6	1	Cl-Xe	7.08	1	Cu-Na	176.1 ± 16.7	1	Eu-Se	302.9 ± 14.6	1
Cf-O	498	1	Cl-Y	523 ± 84	1	Cu-Ni	201.7 ± 9.6	1	Eu-Te	251.0 ± 14.6	1
Cl-Cl	242.851 ± 0.096	8	Cl-Yb	377.1	23	Cu-O	293.4 ± 2.9	32	F-F	158.670 ± 0.096	1
Cl-Co	343.9	11	Cl-Zn	229 ± 8	1	Cu-S	274.5 ± 14.6	1	F-Fe	447	1
Cl-Cr	380.3	11	Cl-Zr	530	1	Cu-Sb	186.7 ± 5.1	30	F-Ga	584 ± 13	1
Cl-Cs	445.7 ± 7.7	1	Cm-O	709 ± 43	18	Cu-Se	255.2 ± 14.6	1	F-Gd	594.6	23
Cl-Cu	377.8 ± 7.5	1	Cm-S	504 ± 25	22	Cu-Si	221.3 ± 6.3	1	F-Ge	523 ± 13	1
Cl-D	436.303 ± 0.011	1	Co-Co	<127	1	Cu-Sn	170 ± 10	1	F-H	569.680 ± 0.011	1
Cl-Dy	395.1	23	Co-Cu	161.1 ± 16.4	1	Cu-Tb	191 ± 18	1	F-Hf	650 ± 15	1
Cl-Er	451.0	23	Co-D	270.2 ± 5.8	1	Cu-Te	230.5 ± 14.6	1	F-Hg	~180	1
Cl-Eu	408.4	23	Co-F	431 ± 63	1	D-D	443.3197 ± 0.0003	1	F-Ho	517.7	23
Cl-F	260.83	1	Co-Ge	230 ± 21	1	D-F	576.236 ± 0.011	1	F-I	≤271.5	1
Cl-Fe	335.5	11	Co-H	244.9 ± 4.8	1	D-Ga	<276.5	1	F-In	516 ± 13	1
Cl-Ga	463 ± 13	1	Co-I	280 ± 21	1	D-Ge	≤322	1	F-K	489.2	1
Cl-Gd	453.9	23	Co-Mn	50 ± 8	1	D-H	439.2223 ± 0.0002	1	F-Kr	6.6	1
Cl-Ge	390.8 ± 9.6	1	Co-Nb	267.02 ± 0.10	1	D-Hg	42.05	1	F-La	665.1	23
Cl-H	431.361 ± 0.013	1	Co-O	397.4 ± 8.7	1	D-I	302.33	1	F-Li	577 ± 21	1
Cl-Hg	92.0 ± 9.2	1	Co-S	331	1	D-In	246	1	F-Lu	523.4	23
Cl-Ho	411.6	23	Co-Sc	240.1	7	D-K	182.4	1	F-Mg	445.6	1
Cl-I	211.3 ± 0.4	1	Co-Si	274.4 ± 17	1	D-Li	240.24	1	F-Mn	445.2 ± 7.5	1
Cl-In	436 ± 8	1	Co-Ti	235.37 ± 0.10	1	D-Lu	302	1	F-Mo	464	1
Cl-K	433.0 ± 8.4	1	Co-Y	253.71 ± 0.10	1	D-Mg	161.33 ± 0.32	1	F-N	≤349	1
Cl-La	524.4	23	Co-Zr	306.39 ± 0.10	1	D-Mn	312 ± 6	1	F-Na	477.3	1
Cl-Li	469 ± 13	1	Cr-Cr	152.0 ± 6	1	D-N	341.6	1	F-Nd	548.7	23
Cl-Lu	383.3	23	Cr-Cu	154.4 ± 14.5	1	D-Ni	≤302.9	1	F-Ni	439.7 ± 5.9	2
Cl-Mg	312	1	Cr-F	523 ± 19	1	D-O	429.64	1	F-Np	430 ± 50	1
Cl-Mn	337.6	11	Cr-Fe	~75	1	D-P	299.0	1	F-O	220	1
Cl-N	333.9 ± 9.6	1	Cr-Ge	154 ± 7	1	D-Pt	≤350.2	1	F-P	≤405	1
Cl-Na	412.1 ± 8.4	1	Cr-H	189.9 ± 6.7	1	D-S	350.62 ± 1.20	1	F-Pb	355 ± 13	1
Cl-Nd	421.1	23	Cr-I	287.0 ± 24.3	1	D-Si	302.5	1	F-Pm	561.3	23
Cl-Ni	372.3	11	Cr-N	377.8 ± 18.8	1	D-Sr	167.7	1	F-Pr	582.0	23
Cl-O	267.47 ± 0.08	1	Cr-Nb	295.72 ± 0.06	1	D-T	444.91	1	F-Pu	538 ± 29	1
Cl-P	≤376	1	Cr-O	461 ± 8.7	1	D-Tl	193.0	1	F-Rb	494 ± 21	1
Cl-Pb	301 ± 50	1	Cr-Pb	105 ± 2	1	D-Zn	88.7	1	F-Ru	402	1

A-B	$D^{\circ}_{298}/\text{kJ mol}^{-1}$	Ref.	A-B	$D^{\circ}_{298}/\text{kJ mol}^{-1}$	Ref.	A-B	$D^{\circ}_{298}/\text{kJ mol}^{-1}$	Ref.	A-B	$D^{\circ}_{298}/\text{kJ mol}^{-1}$	Ref.
F-S	343.5 ± 6.7	1	Ge-Sc	270 ± 11	1	Hg-S	217.3 ± 22.2	1	In-Te	215.5 ± 14.6	1
F-Sb	439 ± 96	1	Ge-Se	484.7 ± 1.7	1	Hg-Se	144.3 ± 30.1	1	In-Xe	6.48	1
F-Sc	599.1 ± 13.4	1	Ge-Si	297	1	Hg-T	43.14	1	In-Zn	32.2	1
F-Se	339 ± 42	1	Ge-Sn	230.1 ± 13	1	Hg-Te	<142	1	Ir-Ir	361 ± 68	1
F-Si	576.4 ± 17	1	Ge-Te	396.7 ± 3.3	1	Hg-Tl	2.9	1	Ir-La	577 ± 12	1
F-Sm	565.2	23	Ge-Y	279 ± 11	1	Hg-Xe	6.65	1	Ir-Nb	465 ± 25	1
F-Sn	476 ± 8	1	H-H	435.7799 ± 0.0001	1	Hg-Zn	7.3	1	Ir-O	410.1 ± 42.4	29
F-Sr	538	1	H-Hg	39.844	1	Ho-Ho	70.3	1	Ir-Si	462.8 ± 21	1
F-T	579.009 ± 0.108	1	H-I	298.26 ± 0.10	1	Ho-I	277.0	23	Ir-Th	574 ± 42	1
F-Ta	573 ± 13	1	H-In	243.1	1	Ho-O	606	1	Ir-Ti	422 ± 13	1
F-Tb	647.3	23	H-K	174.576	1	Ho-S	428.4 ± 14.6	1	Ir-Y	457 ± 15	1
F-Th	652	1	H-Li	238.039 ± 0.006	1	Ho-Se	333 ± 15	1	K-K	56.96	1
F-Ti	569 ± 33	1	H-Mg	127.18 ± 0.006	10	Ho-Te	≤259 ± 15	1	K-Kr	4.6	1
F-Tl	439 ± 21	1	H-Mn	251 ± 5	1	I-I	152.25 ± 0.57	1	K-Li	82.0 ± 4.2	1
F-Tm	509.1	23	H-Mo	202.5 ± 18.3	9	I-In	306.9 ± 1.1	1	K-Na	65.994 ± 0.008	1
F-U	648	1	H-N	358.8 ± 0.2	26	I-K	322.5 ± 2.1	1	K-Zn	6.5	1
F-V	590 ± 63	1	H-Na	182.24 ± 0.06	21	I-Kr	5.67	1	K-O	271.5 ± 12.6	1
F-W	≤544	1	H-Nb	>221.9 ± 9.6	1	I-La	414.8	23	K-Rb	53.723 ± 0.005	1
F-Xe	14.18	1	H-Ni	240 ± 8	1	I-Li	345.2 ± 4.2	1	K-Xe	5.0	1
F-Y	685.3 ± 13.4	1	H-O	429.74 ± 0.03	33	I-Lu	264.8	23	Kr-Kr	5.39	1
F-Yb	525.1	23	H-P	297.0 ± 2.1	1	I-Mg	229	1	Kr-Li	~12.1	1
F-Zn	364 ± 63	1	H-Pb	≤157	1	I-Mn	282.8 ± 9.6	1	Kr-Mg	6.71 ± 0.96	1
F-Zr	627.2 ± 10.5	1	H-Pd	234 ± 25	1	I-Mo	266.9	1	Kr-Na	~4.53	1
Fe-Fe	118	1	H-Pt	330	1	I-N	159 ± 17	1	Kr-Ne	4.31	1
Fe-Ge	210.9 ± 29	1	H-Rb	172.6	1	I-Na	304.2 ± 2.1	1	Kr-O	<8	1
Fe-H	148 ± 3	1	H-Rh	241.0 ± 5.9	1	I-Nd	303.3	23	Kr-Tl	4.14	1
Fe-I	123	1	H-Ru	223 ± 15	1	I-Ni	293 ± 21	1	Kr-Xe	5.66	1
Fe-O	407.0 ± 1.0	1	H-S	353.57 ± 0.30	1	I-O	233.4 ± 1.3	12	Kr-Zn	5.0	1
Fe-S	328.9 ± 14.6	1	H-Sb	239.7 ± 4.2	1	I-Pb	194 ± 38	1	La-La	244.9	1
Fe-Si	297 ± 25	1	H-Sc	205 ± 17	1	I-Pm	299.1	23	La-N	519 ± 42	1
Fm-O	443	1	H-Se	312.5	1	I-Pr	307.8	23	La-O	798	1
Ga-Ga	<106.4	1	H-Si	293.3 ± 1.9	1	I-Rb	318.8 ± 2.1	1	La-Pt	505 ± 12	1
Ga-H	265.9 ± 5.9	4	H-Sn	264 ± 17	1	I-Si	243.1 ± 8.4	1	La-Rh	550 ± 12	1
Ga-I	334 ± 13	1	H-Sr	164 ± 8	1	I-Sm	295.8	23	La-S	573.4 ± 1.7	1
Ga-In	94.0 ± 3	1	H-T	440.49	1	I-Sn	235 ± 3	1	La-Se	485.7 ± 14.6	1
Ga-Kr	4.08	1	H-Te	270.7 ± 1.7	1	I-Sr	301	1	La-Te	385.6 ± 15	1
Ga-Li	133.1 ± 14.6	1	H-Ti	204.6 ± 8.8	1	I-Tb	339.6	23	La-Y	197 ± 21	1
Ga-O	374 ± 21	1	H-Tl	195.4 ± 4	1	I-Te	192 ± 42	1	Li-Li	105.0	1
Ga-P	229.7 ± 12.6	1	H-V	209.3 ± 6.8	1	I-Th	361 ± 25	1	Li-Mg	67.4 ± 6.3	1
Ga-Sb	192.0 ± 12.6	1	H-Yb	183.1 ± 2.0	1	I-Ti	306	1	Li-Na	87.181 ± 0.001	1
Ga-Te	265 ± 21	1	H-Zn	85.8 ± 2	1	I-Tl	285 ± 21	1	Li-O	340.5 ± 6.3	1
Ga-Xe	5.27	1	He-He	3.809	1	I-Tm	262.4	23	Li-Pb	78.7 ± 8	1
Gd-Gd	206.3 ± 67.5	1	He-Hg	3.8	1	I-U	299 ± 27	1	Li-S	312.5 ± 7.5	1
Gd-I	336.0	23	He-Xe	3.8	1	I-Xe	~6.9	1	Li-Sb	169.0 ± 10.0	1
Gd-O	715	1	Hf-Hf	328 ± 58	1	I-Y	422.6 ± 12.5	1	Li-Si	149	1
Gd-S	526.8 ± 10.5	1	Hf-N	535 ± 30	1	I-Yb	259.3	23	Li-Sm	193.3 ± 18.8	1
Gd-Se	430 ± 15	1	Hf-O	801 ± 13	1	I-Zn	153.1 ± 6.3	1	Li-Tm	276.1 ± 14.6	1
Gd-Te	341 ± 15	1	Hg-Hg	8.10 ± 0.18	1	I-Zr	127	1	Li-Xe	~12.1	1
Ge-Ge	264.4 ± 6.8	1	Hg-I	34.69 ± 0.96	1	In-In	82.0 ± 5.7	1	Li-Yb	143.5 ± 12.6	1
Ge-H	263.2 ± 4.8	1	Hg-K	8.8	1	In-Kr	4.85	1	Lr-O	665	1
Ge-I	268 ± 25	1	Hg-Kr	5.75	1	In-Li	92.5 ± 14.6	1	Lu-Lu	142 ± 33	1
Ge-Ni	290.3 ± 10.9	1	Hg-Li	13.16 ± 0.38	1	In-O	346 ± 30	1	Lu-O	669	1
Ge-O	657.5 ± 4.6	4	Hg-Na	10.8	1	In-P	197.9 ± 8.4	1	Lu-Pt	402 ± 34	1
Ge-Pb	142.2 ± 6.8	31	Hg-Ne	4.14	1	In-S	287.9 ± 14.6	1	Lu-S	508.4 ± 14.4	1
Ge-Pd	254.7 ± 10.5	1	Hg-O	269	1	In-Sb	151.9 ± 10.5	1	Lu-Se	418 ± 15	1
Ge-S	534 ± 3	1	Hg-Rb	8.4	1	In-Se	245.2 ± 14.6	1	Lu-Te	325 ± 15	1

A-B	$D^{\circ}_{298}/\text{kJ mol}^{-1}$	Ref.	A-B	$D^{\circ}_{298}/\text{kJ mol}^{-1}$	Ref.	A-B	$D^{\circ}_{298}/\text{kJ mol}^{-1}$	Ref.	A-B	$D^{\circ}_{298}/\text{kJ mol}^{-1}$	Ref.
Md-O	418	1	Ni-V	206.3 ± 0.2	1	P-U	293 ± 21	1	S-Y	528.4 ± 10.5	1
Mg-Mg	11.3	1	Ni-Y	283.92 ± 0.10	1	P-W	305 ± 4	1	S-Yb	167	1
Mg-Ne	~4.1	1	Ni-Zr	279.8 ± 0.1	1	Pa-S	545 ± 91	22	S-Zn	224.8 ± 12.6	1
Mg-O	358.2 ± 7.2	1	No-O	268	1	Pb-Pb	86.6 ± 0.8	1	S-Zr	572.0 ± 11.6	1
Mg-S	234	1	Np-O	744 ± 21	18	Pb-S	398	1	Sb-Sb	301.7 ± 6.3	1
Mg-Xe	9.70 ± 1.79	1	Np-S	495 ± 55	22	Pb-Sb	161.5 ± 10.5	1	Sb-Te	277.4 ± 3.8	1
Mn-Mn	61.6 ± 9.6	1	O-O	498.458 ± 0.004	33	Pb-Se	302.9 ± 4.2	1	Sb-Tl	126.7 ± 10.5	1
Mn-O	362 ± 25	1	O-Os	575	1	Pb-Si	166.6 ± 10.4	31	Sc-Sc	163 ± 21	1
Mn-S	301 ± 17	1	O-P	589	1	Pb-Sn	124.8 ± 2.8	31	Sc-Se	385 ± 17	1
Mn-Se	239.3 ± 9.2	1	O-Pa	801 ± 59	18	Pb-Te	249.8 ± 10.5	1	Sc-Si	227.2 ± 14	1
Mo-Mo	435.5 ± 1.0	1	O-Pb	382.4 ± 3.3	4	Pd-Pd	>136	1	Sc-Te	289 ± 17	1
Mo-Nb	452 ± 25	1	O-Pd	238.1 ± 12.6	1	Pd-Pt	191.0	1	Se-Se	330.5	1
Mo-O	502	1	O-Pr	740	1	Pd-Si	261 ± 12	1	Se-Si	538 ± 13	1
N-N	944.87 ± 0.05	33	O-Pt	418.6 ± 11.6	13	Pd-Y	241 ± 15	1	Se-Sm	331.0 ± 14.6	1
N-O	630.57 ± 0.06	33	O-Pu	656.1	1	Po-Po	187	1	Se-Sn	401.2 ± 5.9	1
N-P	617.1 ± 20.9	1	O-Rb	276 ± 12.6	1	Pr-Pr	129.1	1	Se-Sr	251.0 ± 12.6	1
N-Pt	374.2 ± 9.6	1	O-Re	627 ± 84	1	Pr-S	492.5 ± 4.6	1	Se-Tb	423 ± 20	1
N-Pu	469 ± 63	1	O-Rh	405 ± 42	1	Pr-Se	446.4 ± 23.0	1	Se-Te	293.3	1
N-S	467 ± 24	1	O-Ru	528 ± 42	1	Pr-Te	326 ± 20	1	Se-Ti	381 ± 42	1
N-Sb	460 ± 84	1	O-S	517.90 ± 0.05	1	Pt-Pt	306.7 ± 1.9	1	Se-Tm	274 ± 40	1
N-Sc	464 ± 84	1	O-Sb	434 ± 42	1	Pt-Si	501 ± 18	1	Se-V	347 ± 21	1
N-Si	437.1 ± 9.9	1	O-Sc	671.4 ± 1.0	1	Pt-Th	551 ± 42	1	Se-Y	435 ± 13	1
N-Ta	607 ± 84	1	O-Se	429.7 ± 6.3	1	Pt-Ti	397.5 ± 10.6	1	Se-Zn	170.7 ± 25.9	1
N-Th	577 ± 33	1	O-Si	799.6 ± 13.4	1	Pt-Y	474 ± 12	1	Si-Si	310	1
N-Ti	476 ± 33	1	O-Sm	573	1	Pu-S	446 ± 30	22	Si-Sn	238.4 ± 3.6	31
N-U	531 ± 21	1	O-Sn	528	1	Rb-Rb	48.898 ± 0.005	1	Si-Te	429.2	3
N-V	523 ± 38	1	O-Sr	426.3 ± 6.3	1	Re-Re	432 ± 30	1	Si-Y	258 ± 17	1
N-Xe	26.9	1	O-Ta	839	1	Rh-Rh	235.85 ± 0.05	1	Sm-Sm	54 ± 21	1
N-Y	477 ± 63	1	O-Tb	694	1	Rh-Sc	444 ± 11	1	Sm-Te	272.4 ± 14.6	1
N-Zr	565 ± 25	1	O-Tc	548	1	Rh-Si	395.0 ± 18.0	1	Sn-Sn	187.1 ± 0.3	1
Na-Na	74.805 ± 0.586	1	O-Te	377 ± 21	1	Rh-Th	513 ± 21	1	Sn-Te	338.1 ± 6.3	1
Na-Ne	~3.8	1	O-Th	871 ± 25	18	Rh-Ti	390.8 ± 14.6	1	Sr-Sr	16.64 ± 1.12	1
Na-O	270 ± 4	1	O-Ti	666.5 ± 5.6	1	Rh-U	519 ± 17	1	T-T	446.67	1
Na-Rb	63.887 ± 0.024	1	O-Tl	213 ± 84	1	Rh-V	364 ± 29	1	Ta-Ta	390 ± 96	1
Na-Xe	~5.12	1	O-Tm	514	1	Rh-Y	446 ± 11	1	Tb-Tb	138.8	1
Nb-Nb	513	1	O-U	758 ± 13	18	Ru-Ru	193.0 ± 19.3	1	Tb-Te	339 ± 42	1
Nb-Ni	271.9 ± 0.1	1	O-V	629.7 ± 13.0	24	Ru-Si	397.1 ± 21	1	Tc-Tc	330	1
Nb-O	726.5 ± 10.6	1	O-W	720 ± 71	1	Ru-Th	592 ± 42	1	Te-Te	257.6 ± 4.1	1
Nb-Ti	302.0 ± 0.1	1	O-Xe	36.4	1	Ru-V	414 ± 29	1	Te-Ti	289 ± 17	1
Nb-V	369.3 ± 0.1	1	O-Y	714.1 ± 10.2	1	S-S	430.03 ± 0.03	17	Te-Tm	182 ± 40	1
Nd-Nd	82.8	1	O-Yb	387.7 ± 10	1	S-Sb	378.7	1	Te-Y	339 ± 13	1
Nd-O	703	1	O-Zn	≤250	1	S-Sc	478.2 ± 12.6	1	Te-Zn	117.6 ± 18.0	1
Nd-S	471.5 ± 14.6	1	O-Zr	766.1 ± 10.6	1	S-Se	371.1 ± 6.7	1	Th-Th	≤289 ± 33	1
Nd-Se	393.9	1	Os-Os	415 ± 77	1	S-Si	617 ± 5	1	Ti-Ti	117.6	1
Nd-Te	305 ± 15	1	P-P	489.1	1	S-Sm	389	1	Ti-V	203.2 ± 0.1	1
Ne-Ne	4.070	1	P-Pt	≤416.7 ± 16.7	1	S-Sn	467	1	Ti-Zr	214.3 ± 0.1	1
Ne-Xe	4.31	1	P-Rh	353.1 ± 16.7	1	S-Sr	338.5 ± 16.7	1	Tl-Tl	59.4	1
Ne-Zn	3.92	1	P-S	442 ± 10	1	S-Ta	669.5 ± 13.5	1	Tl-Xe	4.18	1
Ni-Ni	204	1	P-Sb	356.9 ± 4.2	1	S-Tb	515 ± 42	1	Tm-Tm	54 ± 17	1
Ni-O	366 ± 30	1	P-Se	363.7 ± 10.0	1	S-Te	335 ± 42	1	U-U	222 ± 21	1
Ni-Pd	140.9	1	P-Si	363.6	1	S-Th	608 ± 77	22	V-V	269.3 ± 0.1	1
Ni-Pt	273.7 ± 0.3	1	P-Te	297.9 ± 10.0	1	S-Ti	418 ± 3	1	V-Zr	260.6 ± 0.3	1
Ni-S	356 ± 21	1	P-Th	372 ± 29	1	S-Tm	368 ± 21	1	W-W	666	1
Ni-Si	318 ± 17	1	P-Tl	209 ± 13	1	S-U	510.4 ± 63	22	Xe-Xe	6.023	1
						S-V	449.4 ± 14.6	1	Y-Y	~270 ± 39	1
									Yb-Yb	16.3	1
									Zn-Zn	22.2 ± 6.3	1
									Zr-Zr	298.2 ± 0.1	1

References

- Luo, Y. R., *Comprehensive Handbook of Chemical Bond Energies*, CRC Press, Boca Raton, FL, 2007.
- Hildenbrand, D. L., and Lau, K. H., *J. Phys. Chem. A* 110, 11886, 2006.
- Chattopadhyaya, S., Pramanik, A., Banerjee, A., and Das, K. K., *J. Phys. Chem. A* 110, 12303, 2006.
- Brutti, S., Balducci, G., and Gigli, G., *Rapid Commun. Mass Spectrom.* 21, 89, 2007.
- Staanum, P., Pashov, A., Knöckel, H., and Tiemann, E., *Phys. Rev. A* 75, 042513, 2007.
- Ciccioli, A., Gigli, G., Meloni, G., and Testani, E., *J. Chem. Phys.* 127, 054303/1, 2007.
- Nagarajan, R., and Morse, M. D., *J. Chem. Phys.* 127, 074304/1, 2007.
- Li, J., Hao, Y., Yang, J., Zhou, C., and Mo, Y., *J. Chem. Phys.* 127, 104307/1, 2007.
- Armentrout, P. B., *Organometallics* 26, 5473, 2007.
- Shayesteh, A., Henderson, R. D. E., Le Roy, R. J., and Bernath, P. F., *J. Phys. Chem. A* 111, 12495, 2007.
- Hildenbrand, D. H., *J. Phys. Chem. A* 112, 3813, 2008.
- Dooley, K. S., Geidosch, J. N., and North, S. W., *Chem. Phys. Lett.* 457, 303, 2008.
- Citir, M., Metz, R. B., Belau, L., and Ahmed, M., *J. Phys. Chem. A* 112, 9584, 2008.
- Hildenbrand, D. L., Lau, K. H., Perez-Mariano, J., and Sanjurjo, A., *J. Phys. Chem. A* 112, 9978, 2008.
- Gibson, J. K., Haire, R. G., Santos, M., Pires de Matos, A., and Marçalo, J., *J. Phys. Chem. A* 112, 11373, 2008.
- Ciccioli, A., Gigli, G., and Meloni, G., *Chem. Eur. J.* 15, 9543, 2009.
- Frederix, P. W. J. M., Yang, C.-H., Groenenboom, G. C., Parker, D. H., Alnama, K., Western, C. M., and Orr-Ewing, A. J., *J. Phys. Chem. A* 113, 14995, 2009.
- Marçalo, J., and Gibson, J. K., *J. Phys. Chem. A* 113, 12599, 2009.
- Hopkins, W. S., Woodham, A. P., Plowright, R. J., Wright, T. G., and Mackenzie, S. R., *J. Chem. Phys.* 132, 21403, 2010.
- Tzeli, D., and Mavridis, A., *J. Chem. Phys.* 132, 194312, 2010.
- Huang, H.-Y., Lu, T.-L., Whang, T.-J., Chang, Y.-Y., and Tsai, C.-C., *J. Chem. Phys.* 133, 044301, 2010.
- Pereira, C. C. L., Marsden, C. J., Marçalo, J., and Gibson, J. K., *Phys. Chem. Chem. Phys.* 13, 12940, 2011.
- Mucklejohn, S. A., *J. Phys. D: Appl. Phys.* 44, 224010, 2011.
- Guina, A. O., Lopatin, S. I., and Shugurov, S. M., *Inorg. Chem.* 51, 4918–4924, 2012.
- Ciccioli, A., Gigli, G., and Lauricella, M., *J. Chem. Phys.* 136, 184306, 2012.
- Ruscic, B., Active Thermochemical Table, <http://atct.anl.gov/index.html>, Dec. 16, 2010.
- Ciccioli, A., and Gigli, G., *J. Phys. Chem. A* 117, 4956, 2013.
- Stangassinger, A., Knight, A. M., and Duncan, M. A., *J. Phys. Chem. A* 103, 1547, 1999.
- Armentrout, P. B., and Li, F.-X., *J. Phys. Chem. A* 117, 7754, 2013.
- Carta, V., Ciccioli, A., and Gigli, G., *J. Chem. Phys.* 140, 064305, 2014.
- Ciccioli, A., and Gigli, G., *ECS Trans.* 46, 99, 2013.
- Parry, I. S., Hermes, A. C., Kartouzian, A., and Mackenzie, S. R., *Phys. Chem. Chem. Phys.* 16, 458, 2014.
- Ruscic, B., Feller, D., and Peterson, K. A., *Theor. Chem. Acc.* 133, 1415, 2014.

TABLE 2. Enthalpy of Formation of Gaseous Atoms

Atom	$\Delta_f H^\circ_{298}/\text{kJ mol}^{-1}$	Ref.	Atom	$\Delta_f H^\circ_{298}/\text{kJ mol}^{-1}$	Ref.	Atom	$\Delta_f H^\circ_{298}/\text{kJ mol}^{-1}$	Ref.	Atom	$\Delta_f H^\circ_{298}/\text{kJ mol}^{-1}$	Ref.
Ac	406	5	Dy	290.4 ± 2.1	4	N	472.44 ± 0.03	9	Se	227.2 ± 4	1
Ag	284.9 ± 0.8	2	Er	316.4 ± 2.1	4	Na	107.5 ± 0.7	3	Si	450.0 ± 8	2
Al	330.9 ± 4.0	2	Es	133	6	Nb	733.0 ± 8	3	Sm	206.7 ± 2.1	4
Am	284	6	Eu	177.4 ± 2.1	4	Nd	326.9 ± 2.1	4	Sn	301.2 ± 1.5	2
As	302.5 ± 13	1	F	79.335 ± 0.068	8	Ni	430.1 ± 8.4	3	Sr	164.0 ± 1.7	3
Au	368.2 ± 2.1	1	Fe	415.5 ± 1.3	3	Np	464.8	6	Ta	782.0 ± 2.5	1
B	565 ± 5	2	Ga	271.96 ± 2.1	3	O	249.229 ± 0.002	7	Tb	388.7 ± 2.1	4
Ba	179.1 ± 5.0	3	Gd	397.5 ± 2.1	4	Os	787 ± 6.3	1	Tc	678	5
Be	324 ± 5	2	Ge	372 ± 3	2	P	316.5 ± 1.0	2	Te	196.6 ± 2.1	1
Bi	209.6 ± 2.1	1	H	217.998 ± 0.006	2	Pa	563	5	Th	602 ± 6	2
Bk	310	6	Hf	618.4 ± 6.3	3	Pb	195.2 ± 0.8	2	Ti	473 ± 3	2
Br	111.85 ± 0.06	9	Hg	61.38 ± 0.04	2	Pd	376.6 ± 2.1	1	Tl	182.2 ± 0.4	1
C	716.87 ± 0.06	9	Ho	300.6 ± 2.1	4	Pr	356.9 ± 2.1	4	Tm	232.2 ± 2.1	4
Ca	177.8 ± 0.8	2	I	106.757 ± 0.002	9	Pt	565.7 ± 1.3	1	U	533 ± 8	2
Cd	111.80 ± 0.20	2	In	243 ± 4	1	Pu	345	6	V	515.5 ± 8	3
Ce	420.1 ± 2.1	4	Ir	669 ± 4	1	Ra	159	5	W	851.0 ± 6.3	3
Cf	196	6	K	89.0 ± 0.8	2	Rb	80.9 ± 0.8	2	Y	424.7 ± 2.1	4
Cl	121.302 ± 0.002	9	La	431.0 ± 2.1	4	Re	774 ± 6.3	1	Yb	155.6 ± 2.1	4
Cm	386	6	Li	159.3 ± 1.0	2	Rh	556 ± 4	1	Zn	130.40 ± 0.40	2
Co	426.7	3	Lu	427.6 ± 2.1	4	Ru	650.6 ± 6.3	1	Zr	610.0 ± 8.4	3
Cr	397.48 ± 4.2	3	Mg	147.1 ± 0.8	2	S	277.17 ± 0.15	2			
Cs	76.5 ± 1.0	2	Mn	283.3 ± 4.2	3	Sb	264.4 ± 2.5	1			
Cu	337.4 ± 1.2	2	Mo	658.98 ± 3.8	3	Sc	377.8 ± 4	1			

References

- Brewer, L., and Rosenblatt, G. M., *Adv. High Temp. Chem.* 2, 1, 1969.
- Cox, J. D., Wagman, D. D., and Medvedev, V. A., Eds., *CODATA Key Values for Thermodynamics*, Hemisphere Publishing Corporation, New York, 1989; updated e-version: <http://www.codata.org/codata>.
- NIST Chemistry WebBook, <http://webbook.nist.gov>, *NIST-JANAF Thermochemical Table*, 4th Ed., Chase, Jr., M. W., Ed., ACS, AIP, New York, 1998.
- Chandrasekharaiah, M. S., and Gingerich, K. A., Thermodynamic properties of gaseous species, in *Handbook on the Chemistry and Physics of Rare Earths*, Vol. 12, Gschneidner, Jr., K. A., and Eyring, L., Eds., Elsevier, Amsterdam, 1989, Chap. 86, 409–431.
- Lias, S. G., Bartmess, J. E., Liebman, J. F., Holmes, J. L., Levin, R. D., and Mallard, W. G., *J. Phys. Chem. Ref. Data* 17, Suppl. 1, 1988.

6. Kleinschmidt, P. D., Ward, J. W., Matlack, G. M., and Haire, R. G., *High Temp. Sci.* 19, 267, 1985.
7. Ruscic, B., Pinzon, R. E., Morton, M. E., Srinivasan, N. K., Su, M.-C., Sutherland, J. W., and Michael, J. V., *J. Phys. Chem. A* 110, 6592, 2006.
8. Luo, Y. R., *University Chem.* 27, 80, 2012.
9. Ruscic, B., Active Thermochemical Table, <http://atct.anl.gov/index.html>, Dec. 16, 2010.

TABLE 3. Bond Dissociation Energies in Polyatomic Molecules

The D_{298}° values in polyatomic molecules are notoriously difficult to measure accurately since the mechanism of the kinetic systems involved in many of the measurements are seldom straightforward. Thus, much lively controversy has taken place in the literature and is likely to continue for some time to come. We will continue updating and presenting our assessment of the most reliable BDE data every year.

The references relating to each of the D_{298}° values listed in Table 3 are contained in the *Comprehensive Handbook of Chemical Bond Energies*, by Yu-Ran Luo, CRC Press, 2007. Many D_{298}° in Table 3 are derived from the equation

$$D_{298}^{\circ}(\text{R-X}) = \Delta_f H^{\circ}(\text{R}) + \Delta_f H^{\circ}(\text{X}) - \Delta_f H^{\circ}(\text{RX})$$

Here, the enthalpies of formation of the atoms and radicals are taken from Tables 2 and 4, respectively, and the enthalpies of formation of the molecules are from reference sources listed in the above *Comprehensive Handbook of Chemical Bond Energies*.

Table 3 presents H-C, C-C, C-halogen, O-, N-, S-, Si-, Ge-, Sn-, Pb-, P-, As-, Sb-, Bi-, Se-, Te-, and metal-X BDEs. The **boldface** in the species indicates the dissociated fragment. The **metal-X** BDEs are arranged on the basis of the Periodic Table with the new IUPAC notation for Groups 1 to 18, see inside front cover of this *Handbook*.

Bond	$D_{298}^{\circ}/\text{kJ mol}^{-1}$	Ref.	Bond	$D_{298}^{\circ}/\text{kJ mol}^{-1}$	Ref.	Bond	$D_{298}^{\circ}/\text{kJ mol}^{-1}$	Ref.
(1) C-H BDEs			(CH ₂ =CH) ₂ CH-H	320.5 ± 4.2	1	H-Cl ₃	423 ± 29	1
CH ₃ -H	439.3 ± 0.4	1	CH ₂ =CHCH ₂ CH ₂ CH ₃	348.8	1	H-CHI ₂	431.0 ± 8.4	1
CH ₃ CH ₂ -H	420.5 ± 1.3	1	CH ₂ =CHCH(CH ₃) ₂	332.6 ± 7.1	1	H-CHI	431.6 ± 2.8	1
CH ₃ CH ₂ CH ₂ -H	422.2 ± 2.1	1	CH ₂ =C(CH ₃ CH ₂)CH ₂ -H	356.1 ± 8.4	1	CF ₃ CF ₂ -H	429.7 ± 2.1	1
CH ₃ CH ₂ CH ₃	410.5 ± 2.9	1	(CH ₂ =CH) ₂ C(CH ₃)-H	322.2	1	CHF ₂ CF ₂ -H	431.0 ± 18.8	1
CH ₃ CH ₂ CH ₂ CH ₂ -H	421.3	1	H-cyclo-C ₃ H ₅	444.8 ± 1.0	1	CH ₂ FCF ₂ -H	433.0 ± 14.6	1
CH ₃ CH ₂ CH ₂ CH ₃	411.1 ± 2.2	1	H-CH ₂ -cyclo-C ₃ H ₅	407.5 ± 6.7	1	CHF ₂ CFH-H	426.8 ± 14.6	1
(CH ₃) ₂ CHCH ₂ -H	419.2 ± 4.2	1	H-cyclo-C ₄ H ₇	409.2 ± 1.3	1	CF ₃ CH ₂ -H	446.4 ± 4.5	1
(CH ₃) ₃ C-H	400.4 ± 2.9	1	H-cyclo-C ₅ H ₉	400.0 ± 4.2	1	CH ₃ CF ₂ -H	416.3 ± 4.2	1
(CH ₃) ₃ CCH ₂ -H	419.7 ± 4.2	1	H-cyclo-C ₆ H ₁₁	416.3	1	CH ₂ FCHF-H	413.4 ± 12.6	1
(CH ₃ CH ₂)CH(CH ₃) ₂	400.8	1	H-C ₆ H ₅	465.9 ± 0.6	12	CHF ₂ CH ₂ -H	433.0 ± 14.6	1
CH ₃ CH ₂ (CH ₂) ₂ CH ₃	415.1	1	H-CH ₂ C ₆ H ₅	375.5 ± 5.0	1	CH ₂ FCH ₂ -H	433.5 ± 8.4	1
(C ₃ H ₇)CH(CH ₃) ₂	396.2 ± 8.4	1	H-CH(CH ₃)C ₆ H ₅	357.3 ± 6.3	1	CH ₃ CHF-H	410.9 ± 8.4	1
CH ₃ CH(CH ₃)CH(CH ₃) ₂	399.2 ± 13.0	1	H-CH(C ₆ H ₅) ₂	353.5 ± 2.1	1	CF ₃ CHCl-H	425.9 ± 6.3	1
CH ₃ CH ₂ (CH ₂) ₃ CH ₃	410	1	H-CH(C ₆ H ₄ -p-OH) ₂	375.8 ± 4.7	1	CF ₃ CClBr-H	404.2 ± 6.3	1
CH ₃ CH ₂ (CH ₂) ₄ CH ₃	410	1	H-C(CH ₃) ₂ C ₆ H ₅	348.1 ± 4.2	1	CClF ₂ CHF-H	412.1 ± 2.1	1
HCC-H	557.81 ± 0.30	1	H-C(C ₆ H ₅) ₃	338.9 ± 8.4	1	CCl ₃ CCl ₂ -H	397.5 ± 8.4	1
HCCCC-H	539 ± 12	1	1-H-C ₁₀ H ₇	469.4 ± 5.4	1	CHCl ₂ CCl ₂ -H	393.3 ± 8.4	1
CHCCH ₂ -H	384.1 ± 4.2	1	2-H-C ₁₀ H ₇	468.2 ± 5.9	1	CH ₃ CCl ₂ -H	397.9 ± 5.0	1
CH ₃ CCCH ₂ -H	379.5	1	H-CF ₃	445.2 ± 2.9	1	CH ₃ CHCl-H	406.6 ± 1.5	1
HCCCCH ₂ CH ₃	373.0	1	H-CHF ₂	431.8 ± 4.2	1	CH ₂ ClCH ₂ -H	423.1 ± 2.4	1
CH ₂ =CHCCCCH ₂ -H	363.3	1	H-CH ₂ F	423.8 ± 4.2	1	CH ₃ CBr ₂ -H	397.1 ± 5.0	1
CH ₃ CCCH ₂ CH ₃	365.3 ± 9.6	1	H-CClF ₂	421.3 ± 8.4	1	CH ₂ BrCH ₂ -H	415.1 ± 8.4	1
HCCCCH ₂ CH ₂ CH ₃	349.8 ± 8.4	1	H-CCl ₂ F	410.9 ± 8.4	1	CH ₃ CHBr-H	415.0 ± 2.7	3
HCCCCH(CH ₃) ₂	345.2 ± 8.4	1	H-CBrF ₂	415.5 ± 12.6	1	CF ₂ =CF-H	464.4 ± 8.4	1
CH ₃ CCCH(CH ₃) ₂	344.3 ± 11.3	1	H-CHClF	421.7 ± 10.0	1	CF ₃ CF ₂ CF ₂ -H	432.2	1
HCCCCCCH-H	~543 ± 13	1	H-CCl ₃	392.5 ± 2.5	1	CH ₃ CH ₂ CHCl-H	407.0 ± 3.5	1
H ₂ C=CH-H	464.2 ± 2.5	1	H-CHCl ₂	400.6 ± 2.0	1	CH ₂ =CH-CHF-H	370.7 ± 4.6	1
CH ₂ =C=CH-H	371.1 ± 12.6	1	H-CH ₂ Cl	419.0 ± 2.3	1	CH ₂ =CHCHCl-H	370.7 ± 4.6	1
CH ₃ CH=CH-H	464.8	1	H-CFClBr	413 ± 21	1	CH ₂ =CHCHBr-H	374.0 ± 4.6	1
CH ₂ =CHCH ₂ -H	369 ± 3	1	H-CHClBr	406.0 ± 2.4	1	H-C ₆ F ₅	487.4	1
CH ₂ =CH-CH ₂ CH ₂ -H	410.5	1	H-CCl ₂ Br	387 ± 21	1	H-CH ₂ OH	401.92 ± 0.63	1
CH ₂ =CHCH ₂ CH ₃	350.6	1	H-CClBr ₂	371 ± 21	1	CH ₂ CHOH	467 ± 11	1
CH ₂ =C(CH ₃)CH ₂ -H	372.8	1	H-CBr ₃	399.2 ± 8.4	1	CH ₃ CH ₂ OH	401.2 ± 4.2	1
CH ₂ =CHCH=CHCH ₂ -H	347.3 ± 12.6	1	H-CHBr ₂	412.6 ± 2.7	3	CH ₃ CH ₂ OH	421.7 ± 8	1
			H-CH ₂ Br	427.2 ± 2.4	1	CH ₃ CH ₂ CH ₂ OH	392	1

Bond	$D_{298}^{\circ}/\text{kJ mol}^{-1}$	Ref.	Bond	$D_{298}^{\circ}/\text{kJ mol}^{-1}$	Ref.	Bond	$D_{298}^{\circ}/\text{kJ mol}^{-1}$	Ref.
$\text{CH}_3\text{CH}_2\text{CH}_2\text{OH}$	394.6 ± 8.4	1	$\text{CH}_3\text{C}(\text{O})\text{OCH}_3$	404.6	1	$\text{C}_6\text{H}_5\text{C}(\text{NO}_2)\text{CHCH}_3$	357.3	1
$\text{CH}_3\text{CH}_2\text{CH}_2\text{OH}$	406.3 ± 8.4	1	$\text{CH}_3\text{C}(\text{O})\text{OCH}_2\text{CH}_3$	401.7	1	$\text{H}-\text{C}(\text{S})\text{H}$	399.6 ± 5.0	1
$(\text{CH}_3)_2\text{CHOH}$	383.7 ± 8.4	1	$\text{CH}_3\text{C}(\text{O})\text{OPh}$	419.2 ± 5.4	1	CH_3SH	392.9 ± 8.4	1
$(\text{CH}_3)_2\text{CHOH}$	394.6 ± 8.4	1	$\text{CH}_3\text{CH}_2\text{C}(\text{O})\text{OEt}$	400	1	CH_3SCH_3	392.0 ± 5.9	1
$\text{CH}_2=\text{CHCH}_2\text{OH}$	341.4 ± 7.5	1	$\text{PhCH}_2\text{C}(\text{O})\text{OEt}$	370.7	1	PhSCH_3	389.1	1
$(\text{CH}_3)_3\text{COH}$	418.4 ± 8.4	1	$\text{Me}_2\text{CHC}(\text{O})\text{OEt}$	387.4	1	PhCH_2SPh	352.3	1
$(\text{CH}_2=\text{CH})_2\text{CHOH}$	288.7	1	$\text{PhCHMeC}(\text{O})\text{OEt}$	358.2	1	$(\text{PhS})_2\text{CHPh}$	341.0	1
Ph_2CHOH	326	1	H-furaylmethyl	361.9 ± 8.4	1	PhSCHPh_2	344.8	1
$\text{CH}_3\text{CH}(\text{OH})_2$	~ 385	1	CH_3NH_2	392.9 ± 8.4	1	CH_3SOCH_3	393.3	1
$(\text{CH}_2\text{OH})_2$	385.3	1	$\text{CH}_3\text{N}=\text{CH}_2$	407.9 ± 14.6	1	$\text{CH}_3\text{SO}_2\text{CH}_3$	414.2	1
$\text{HOCH}_2(\text{CH}_2)_2$ $(\text{OH})\text{CH}-\text{H}$	399.2	1	$\text{CH}_3\text{CH}_2\text{NH}_2$	377.0 ± 8.4	1	$\text{CH}_3\text{SO}_2\text{CF}_3$	431.0	1
CH_3OCH_3	402.1	1	$\text{C}_2\text{H}_5\text{CH}_2\text{NH}_2$	380.7 ± 8.4	1	$\text{CH}_3\text{SO}_2\text{Ph}$	414.2	1
CHF_2OCF_3	443.5 ± 4.2	1	$\text{C}_3\text{H}_7\text{CH}_2\text{NH}_2$	393.3 ± 8.4	1	$\text{PhCH}_2\text{SO}_2\text{Me}$	380.7	1
$\text{CHF}_2\text{OCHF}_2$	435.1 ± 4.2	1	$\text{C}_4\text{H}_9\text{CH}_2\text{NH}_2$	387.7 ± 8.4	1	$\text{PhCH}_2\text{SO}_2\text{CF}_3$	372.4	1
CH_3OCF_3	426.8 ± 4.2	1	$\text{HOCH}_2\text{CH}_2\text{NH}_2$	379.5 ± 8.4	1	$\text{PhCH}_2\text{SO}_2\text{tBu}$	376.6	1
$\text{CH}_3\text{OCH}_2\text{CH}_3$	389.1	1	$(\text{CH}_3\text{CH}_2)_2\text{NH}$	370.7 ± 8.4	1	$\text{Ph}_2\text{CHSO}_2\text{Ph}$	365.3	1
$(\text{CH}_3)_3\text{COC}(\text{CH}_3)_3$	402.1	1	$(\text{C}_3\text{H}_7\text{CH}_2)_2\text{NH}$	379.9 ± 8.4	1	$\text{CH}_2(\text{SPh})_2$	372.4	1
$\text{CH}_3\text{CH}_2\text{OCH}_2\text{CH}_3$	389.1	1	$(\text{C}_4\text{H}_9\text{CH}_2)_2\text{NH}$	384.5 ± 8.4	1	$\text{H}-\text{CH}_2\text{SiMe}_3$	418 ± 6.3	1
$\text{CH}_3\text{CH}_2\text{O}-\text{C}(\text{CH}_3)_3$	405.4	1	$(\text{C}_2\text{H}_5)_2\text{NCH}_2\text{CH}_3$	379.5 ± 1.7	1	$\text{H}-\text{CH}_2\text{C}(\text{CH}_3)_2\text{SiMe}_3$	409 ± 5	1
CH_3OPh	385.0	1	$(\text{C}_2\text{H}_5\text{CH}_2)_3\text{N}$	376.6 ± 8.4	1	$\text{H}-\text{CH}_2\text{SiMe}_2\text{Ph}$	410.1	1
H-2-oxiran-2-yl	420.5 ± 6.5	1	$((\text{CH}_3)_2\text{CCH}_2)_3\text{N}$	388.3 ± 8.4	1	$\text{H}-\text{CH}((\text{CH}_3)_3\text{Si})_2$	397 ± 13	1
H-tetrahydrofuran-2-yl	385.3 ± 6.7	1	$(\text{Bu})_2\text{NCH}_2(\text{nPr})$	381 ± 10.0	1	$\text{H}-\text{CH}_2\text{B}(\text{RO})_2$	412.5	1
$\text{HC}(\text{O})-\text{H}$	368.40 ± 0.67	1	$((\text{CH}_3)_2\text{CH})_3\text{N}$	387.0 ± 8.4	1	$\text{H}-\text{CH}((\text{CH}_3)_2\text{P})_2$	385 ± 13	1
$\text{FC}(\text{O})-\text{H}$	423.0	1	$(\text{CH}_3)_2\text{CHNH}_2$	372.0 ± 8.4	1	(2) C-C BDEs		
$\text{CH}_3\text{C}(\text{O})-\text{H}$	374.0 ± 1.3	1	CH_3NHCH_3	364.0 ± 8.4	1	CH_3-CH_3	377.4 ± 0.8	1
$\text{CF}_3\text{C}(\text{O})-\text{H}$	390.4	1	$(\text{CH}_3)_3\text{N}$	380.7 ± 8.4	1	$\text{CH}_3-\text{C}_2\text{H}_5$	370.3 ± 2.1	1
$\text{C}_2\text{H}_5\text{C}(\text{O})-\text{H}$	374.5	1	<i>tert</i> -BuN(CH ₃) ₂	376.6 ± 8.4	1	$\text{CH}_3-\text{C}_3\text{H}_7$	372.0 ± 2.9	1
$\text{CH}_2=\text{CHC}(\text{O})-\text{H}$	372.8	1	$((\text{HOCH}_2\text{CH}_2)_2(\text{CH}_3))\text{N}$	364.4 ± 8.4	1	$\text{CH}_3-\text{iso}-\text{C}_3\text{H}_7$	369.0 ± 3.8	1
$\text{C}_3\text{H}_7\text{C}(\text{O})-\text{H}$	371.2	1	$(\text{HOCH}_2\text{CH}_2)_3\text{N}$	379.9 ± 8.4	1	$\text{CH}_3-\text{C}_4\text{H}_9$	371.5 ± 2.9	1
<i>iso</i> -C ₃ H ₇ C(O)-H	364.5	1	$((\text{HOCH}_2\text{CH})\text{CH}(\text{CH}_3))_3\text{N}$	379.9 ± 8.4	1	$\text{CH}_3-\text{iso}-\text{C}_4\text{H}_9$	370.3 ± 4.6	1
$\text{C}_4\text{H}_9\text{C}(\text{O})-\text{H}$	372.0	1	PhCH_2NH_2	368.2	1	$\text{CH}_3-\text{sec}-\text{C}_4\text{H}_9$	368.2 ± 2.9	1
$(\text{CH}_3)_2\text{CHCH}_2\text{C}(\text{O})-\text{H}$	362.5	1	$\text{PhN}(\text{CH}_2\text{CH}_3)_2$	383.3 ± 4.2	1	$\text{CH}_3-\text{tert}-\text{C}_4\text{H}_9$	363.6 ± 2.9	1
$\text{C}_2\text{H}_5\text{CH}(\text{CH}_3)\text{C}(\text{O})-\text{H}$	360.8	1	Ph_2NCH_3	379.5 ± 1.7	1	$\text{CH}_3-\text{C}_5\text{H}_{11}$	368.4 ± 6.3	1
<i>tert</i> -BuC(O)-H	375.1	1	$\text{PhN}(\text{CH}_2\text{Ph})_2$	357.3 ± 8.8	1	$\text{CH}_3-\text{CH}(\text{C}_2\text{H}_5)_2$	365.7 ± 4.2	1
$\text{Et}_2\text{CHC}(\text{O})-\text{H}$	367.2	1	$\text{N}(\text{CH}_2\text{Ph})_3$	372.8 ± 2.5	1	$\text{CH}_3-\text{C}(\text{CH}_3)_2(\text{CH}_2\text{CH}_3)$	360.9 ± 6.3	1
$\text{CH}_3(\text{CH}_2)_8\text{C}(\text{O})-\text{H}$	373.3	1	$\text{PhN}(\text{CH}_2\text{CH}=\text{CH}_2)_2$	339.3 ± 2.9	1	$\text{CH}_3-\text{C}_6\text{H}_{13}$	368.2 ± 6.3	1
$\text{C}_6\text{H}_5\text{C}(\text{O})-\text{H}$	371.1 ± 10.9	1	$\text{N}(\text{CH}_2\text{CH}=\text{CH}_2)_3$	345.6 ± 3.3	1	$\text{C}_2\text{H}_5-\text{C}_2\text{H}_5$	363.2 ± 2.5	1
$\text{PhCH}_2\text{C}(\text{O})-\text{H}$	362.0	1	$\text{H}_2\text{NNH}(\text{CH}_3)$	410	1	$\text{C}_3\text{H}_7-\text{C}_3\text{H}_7$	366.1 ± 3.3	1
$\text{PhC}(\text{CH}_3)_2\text{C}(\text{O})-\text{H}$	362.9	1	$\text{HNN}(\text{CH}_2)_2$	410	1	<i>iso</i> -C ₃ H ₇ - <i>iso</i> -C ₃ H ₇	353.5 ± 4.6	1
$\text{H}-\text{CH}=\text{C}=\text{O}$	448.1	1	$(\text{CH}_3)_2\text{NC}_6\text{H}_5$	383.7 ± 5.4	1	$\text{C}_4\text{H}_9-\text{C}_4\text{H}_9$	364.0 ± 3.8	1
$\text{CH}_3\text{C}(\text{O})\text{H}$	394.5 ± 9.2	1	H-CN	528.5 ± 0.8	1	<i>iso</i> -C ₄ H ₉ - <i>iso</i> -C ₄ H ₉	362.3 ± 6.3	1
$\text{CH}_3\text{C}(\text{O})\text{Cl}$	≤ 423.4	1	CH_3CN	405.8 ± 4.2	1	<i>sec</i> -C ₄ H ₉ - <i>sec</i> -C ₄ H ₉	348.5 ± 3.3	1
$\text{CH}_3\text{CH}_2\text{C}(\text{O})\text{H}$	383.7	1	$\text{CH}_3\text{CH}_2\text{CN}$	393.3 ± 12.6	1	<i>tert</i> -C ₄ H ₉ - <i>tert</i> -C ₄ H ₉	322.6 ± 4.2	1
CH_3COCH_3	401.2 ± 2.9	1	PhCH_2CN	344.3	1	$\text{CH}_3-\text{cyclo}-\text{C}_5\text{H}_9$	358.2 ± 5.0	1
$\text{CF}_3\text{C}(\text{O})\text{CH}_3$	465.6	1	$\text{C}_6\text{F}_5\text{CH}_2\text{CN}$	350.6	1	$\text{CH}_3-\text{cyclo}-\text{C}_6\text{H}_{11}$	377.0 ± 7.5	1
$\text{CH}_3\text{COCH}_2\text{CH}_3$	403.8	1	$\text{CH}_2(\text{CN})_2$	366.5	1	<i>cyclo</i> -C ₆ H ₁₁ - <i>cyclo</i> -C ₆ H ₁₁	369.0 ± 8.4	1
MeCOCH_2Me	386.2 ± 7.1	1	$\text{CH}_2(\text{CN})(\text{NH}_2)$	355.2	1	$\text{CH}_3-\text{CH}_2\text{C}\equiv\text{CH}$	320.5 ± 5.0	1
EtCOCH_2Me	396.5 ± 2.8	1	$(\text{CH}_3)_2\text{CHCN}$	384.5	1	$\text{CH}_3-\text{CH}_2\text{C}\equiv\text{CCH}_3$	308.4 ± 6.3	1
$\text{CH}_3\text{CH}_2\text{COC}_6\text{H}_5$	402.8 ± 3.6	1	CH_3NC	389.1 ± 12.6	1	$\text{CH}_3-\text{CH}(\text{CH}_3)\text{C}\equiv\text{CH}$	305.4 ± 8.4	1
MeCH_2COPh	388.7	1	H-HCNN	405.8 ± 8.4	1	$\text{CH}_3-\text{CH}(\text{CH}_3)\text{C}\equiv\text{CCH}_3$	320.9 ± 6.3	1
H-C(O)OH	404.2	1	H-CNN	331 ± 17	1	$\text{CH}_3-\text{C}(\text{CH}_3)_2\text{C}\equiv\text{CH}$	295.8 ± 6.3	1
$\text{CH}_3\text{C}(\text{O})\text{OH}$	398.7 ± 12.1	1	CH_3NO_2	415.4	1	$\text{CH}_3-\text{C}(\text{CH}_3)_2\text{C}\equiv\text{CCH}_3$	303.3 ± 6.3	1
$\text{ClCH}_2\text{C}(\text{O})\text{OH}$	398.9	1	$\text{CH}_3\text{CH}_2\text{NO}_2$	410.5	1	$\text{CH}_3-\text{CHCH}_2$	426.3 ± 6.3	1
H-C(O)OCH₃	399.2 ± 8.4	1	$\text{C}_2\text{H}_5\text{CH}_2\text{NO}_2$	410.5	1	$\text{CH}_3-\text{CH}=\text{CCH}_2$	359.8 ± 5.9	1
$\text{CH}_3\text{C}(\text{O})\text{OCH}_3$	406.3 ± 10.5	1	Me_2CHNO_2	394.9	1	$\text{CH}_3-\text{cyclopro-en-1-yl}$	340.6 ± 20.9	1

Bond	$D_{298}^{\circ}/\text{kJ mol}^{-1}$	Ref.	Bond	$D_{298}^{\circ}/\text{kJ mol}^{-1}$	Ref.	Bond	$D_{298}^{\circ}/\text{kJ mol}^{-1}$	Ref.
$\text{CH}_3\text{--CH}_2\text{CH=CH}_2$	317.6 ± 3.8	1	$\text{CH}_2\text{Cl--CH}_2\text{Cl}$	360.7 ± 8.4	1	$\text{C}_2\text{H}_5\text{--C(O)CH}_3$	347.3 ± 2.9	1
$\text{CH}_3\text{--CH}_2\text{C(CH}_3\text{)=CH}_2$	310.0 ± 4.2	1	$\text{CH}_2\text{Cl--CH}_3$	375.7 ± 9.2	1	$\text{C}_3\text{H}_7\text{--C(O)CH}_3$	348.5 ± 2.9	1
$\text{CH}_3\text{--CH(CH}_3\text{)CH=CH}_2$	302.5 ± 6.3	1	$\text{Br}_3\text{C--CH}_3$	356.9 ± 12.6	1	<i>iso</i> - $\text{C}_3\text{H}_7\text{--C(O)CH}_3$	340.2 ± 3.8	1
$\text{CH}_3\text{--C(CH}_3\text{)}_2\text{CH=CH}_2$	282.4 ± 6.3	1	$\text{Br}_3\text{C--CBr}_3$	278.7 ± 16.7	1	$\text{C}_4\text{H}_7\text{--C(O)CH}_3$	346.9 ± 5.4	1
$\text{CH}_3\text{--cyclo-C}_5\text{H}_7$	299.2 ± 8.4	1	$\text{CHBr}_2\text{--CH}_3$	372.8	1	<i>tert</i> - $\text{C}_4\text{H}_9\text{--C(O)CH}_3$	329.3 ± 4.2	1
$\text{CH}_3\text{--C}_6\text{H}_5$	426.8 ± 4.2	1	$\text{CH}_2\text{Br--CH}_2\text{Cl}$	378.2	1	$\text{C}_6\text{H}_5\text{--C(O)CH}_3$	406.7 ± 4.6	1
$\text{HCC--C}_6\text{H}_5$	590.8 ± 5.9	1	$\text{CH}_2\text{Br--CH}_2\text{Br}$	379.9 ± 8.4	1	$\text{C}_6\text{H}_5\text{CH}_2\text{--C(O)CH}_3$	299.7 ± 8.4	1
$\text{C}_2\text{H}_3\text{--C}_6\text{H}_5$	482.0 ± 5.4	1	$\text{CH}_2\text{I--CH}_2\text{I}$	387.0 ± 10.5	1	HC(O)--C(O)H	295.8 ± 6.3	1
$\text{CH}_3\text{--CH}_2\text{C}_6\text{H}_5$	325.1 ± 4.2	1	$\text{CH}_3\text{--CH}_2\text{Br}$	381.6 ± 8.4	1	ClC(O)--C(O)Cl	292.5 ± 8.4	1
$\text{CH}_3\text{--CH(CH}_3\text{)C}_6\text{H}_5$	318.8 ± 8.4	1	$\text{CH}_3\text{--CH}_2\text{I}$	384.5 ± 8.4	1	$\text{CH}_3\text{C(O)--C(O)H}$	302.5 ± 8.4	1
$\text{CH}_3\text{--C(CH}_3\text{)}_2\text{C}_6\text{H}_5$	303.3 ± 8.4	1	$\text{CF}_3\text{--CF}_2\text{CF}_3$	424.3 ± 13.6	1	$\text{CH}_3\text{C(O)--C(O)CH}_3$	307.1 ± 4.2	1
$\text{CH}_3\text{--CH}_2\text{CHCHPh}$	295.4	1	$\text{CF}_3\text{--CF=CF}_2$	420.5	1	$\text{C}_6\text{H}_5\text{C(O)--C(O)C}_6\text{H}_5$	288.3 ± 16.7	1
$\text{CH}_3\text{--CH(C}_6\text{H}_5\text{)}_2$	315.9 ± 6.3	1	$\text{CH}_3\text{--CH}_2\text{CH}_2\text{Cl}$	371.4 ± 2.8	1	$\text{CH}_3\text{--C(O)OH}$	384.9 ± 8.4	1
$\text{CH}_3\text{--C(CH}_3\text{)(C}_6\text{H}_5\text{)}_2$	290.8 ± 8.4	1	$\text{CH}_3\text{--CHClCH}_3$	367.5 ± 2.0	1	$\text{CF}_3\text{--C(O)OH}$	370.7 ± 8.4	1
$\text{C}_6\text{H}_5\text{--C}_6\text{H}_5$	478.6 ± 6.3	1	$\text{CH}_2\text{Cl--CHClCH}_3$	356.5 ± 8.4	1	$\text{CCl}_3\text{--C(O)OH}$	310.5 ± 12.6	1
$\text{C}_6\text{H}_5\text{--CH}_2\text{C}_6\text{H}_5$	383.7 ± 8.4	1	$\text{CH}_2\text{Cl--CH}_2\text{CClH}_2$	369.0 ± 8.4	1	$\text{CClH}_2\text{--C(O)OH}$	357.7 ± 8.4	1
$\text{C}_6\text{H}_5\text{CH}_2\text{--CH}_2\text{C}_6\text{H}_5$	272.8 ± 9.2	1	$\text{CH}_3\text{--CCl}_2\text{CH}_3$	362.8 ± 8.4	1	$\text{CH}_2\text{Br--C(O)OH}$	358.2 ± 8.4	1
$\text{C}_6\text{H}_5\text{--CH(C}_6\text{H}_5\text{)}_2$	361.1 ± 8.4	1	$\text{CH}_2\text{Br--CHBrCH}_3$	369.4 ± 8.4	1	$\text{NH}_2\text{CH}_2\text{--C(O)OH}$	349.4 ± 8.4	1
$\text{C}_6\text{H}_5\text{--C(C}_6\text{H}_5\text{)}_3$	324.3 ± 12.6	1	$\text{CH}_2\text{ClCH}_2\text{--CHClCH}_3$	364.4 ± 8.4	1	$\text{CH}_3\text{NHCH}_2\text{--C(O)OH}$	300.4 ± 8.4	1
PhCH--CHPh_2	247.3 ± 8.4	1	$\text{CH}_2\text{ClCH}_2\text{--CH}_2\text{CClH}_2$	369.0 ± 8.4	1	$\text{C}_6\text{H}_5\text{--C(O)OH}$	429.7 ± 8.4	1
$\text{PhCH}_2\text{--CPh}_3$	234.7 ± 14.6	1	$\text{CH}_3\text{CHBr--CHBrCH}_3$	355.6 ± 8.4	1	$\text{C}_6\text{F}_5\text{--C(O)OH}$	470.0 ± 10.5	1
R-R, π -dimer, R = phenalenyl	42	1	$\text{CF}_3\text{--C}_6\text{H}_5$	463.2 ± 12.6	1	$\text{HOCH}_2\text{--C(O)OH}$	371.5 ± 5.4	1
R-R, σ -dimer, R = phenalenyl	42.7	1	$\text{CCl}_3\text{--C}_6\text{H}_5$	388.7 ± 8.4	1	HOC(O)--C(O)OH	334.7 ± 6.3	1
R-R, R = 9-phenylfluorenyl	63.6	1	$\text{CH}_3\text{--C}_6\text{F}_5$	439.3	1	$\text{CH}_3\text{NHCH}_2\text{--C(O)OH}$	301.2 ± 16.7	1
$\text{CF}_3\text{--CF}_3$	413.0 ± 5.0	1	$\text{CF}_3\text{--C}_6\text{F}_5$	435.1	1	$\text{CH}_3\text{CH(NH}_2\text{)--C(O)OH}$	331.4 ± 16.7	1
$\text{CF}_3\text{--CHF}_2$	399.6 ± 8.4	1	$\text{CF}_3\text{--C}_6\text{H}_5$	365.7 ± 12.6	1	$\text{NH}_2\text{CH}_2\text{--CH}_2\text{C(O)OH}$	325.5 ± 16.7	1
$\text{CF}_3\text{--CClF}_2$	373.6 ± 12.5	1	$\text{C}_6\text{F}_5\text{--C}_6\text{F}_5$	488.3	1	CN-CN	571.9 ± 6.7	1
$\text{CF}_3\text{--CH}_2\text{F}$	397.5 ± 8.4	1	$\text{CF}_3\text{--CHPh}_2$	352.3 ± 16.7	1	HC(O)-CN	455.2 ± 8.4	1
$\text{CF}_3\text{--CCl}_3$	332.2 ± 5.4	1	$\text{CF}_3\text{--CPh}_3$	290.8 ± 16.7	1	HC(S)-CN	530.1 ± 8.4	1
$\text{CF}_3\text{--CHBrCl}$	377.0 ± 10.5	1	$\text{CF}_2\text{CF--CFCF}_2$	558.1 ± 12.6	1	$\text{CF}_3\text{--CN}$	469.0 ± 4.2	1
$\text{CF}_3\text{--CH}_2\text{Br}$	399.6 ± 8.4	1	$\text{CH}_2\text{FCH}_2\text{--CPh}_3$	274.9 ± 16.7	1	$\text{CH}_3\text{--CN}$	521.7 ± 9.2	1
$\text{CF}_3\text{--CH}_2\text{I}$	408.4 ± 10.5	1	$\text{CHF}_2\text{CH}_2\text{--CPh}_3$	264.0 ± 16.7	1	NCC-CN	462.3	1
$\text{CF}_3\text{--CH}_3$	429.3 ± 5.0	1	$\text{CH}_3\text{--CH}_2\text{OH}$	364.8 ± 4.2	1	$\text{C}_2\text{H}_5\text{--CN}$	506.7 ± 7.5	1
$\text{CHF}_2\text{--CHF}_2$	382.4 ± 15.5	1	$\text{CF}_3\text{--CH}_2\text{OH}$	405.4 ± 6.3	1	$\text{CH}_3\text{--CH}_2\text{CN}$	348.1 ± 12.6	1
$\text{CClF}_2\text{--CClF}_2$	378.7 ± 12.6	1	$\text{C}_2\text{H}_5\text{--CH}_2\text{OH}$	356.9 ± 5.0	1	$\text{C}_6\text{H}_5\text{--CH}_2\text{CN}$	386.6 ± 8.4	1
$\text{CF}_2\text{Cl--CFCl}_2$	358.6 ± 12.6	1	$\text{C}_3\text{H}_7\text{--CH}_2\text{OH}$	357.3 ± 3.3	1	$\text{CH}_3\text{--CH(CH}_3\text{)CN}$	332.6 ± 8.4	1
$\text{CHF}_2\text{--CH}_2\text{F}$	394.1 ± 16.7	1	<i>iso</i> - $\text{C}_3\text{H}_7\text{--CH}_2\text{OH}$	354.8 ± 4.2	1	$\text{CH}_3\text{--C(CH}_3\text{)}_2\text{CN}$	340.6 ± 16.7	1
$\text{CH}_2\text{F--CH}_2\text{F}$	368.2 ± 8.4	1	$\text{C}_4\text{H}_9\text{--CH}_2\text{OH}$	355.6 ± 4.2	1	$\text{CH}_3\text{--C(CH}_3\text{)(CN)C}_6\text{H}_5$	250.6	1
$\text{CHF}_2\text{--CH}_3$	405.0 ± 8.4	1	<i>sec</i> - $\text{C}_4\text{H}_9\text{--CH}_2\text{OH}$	352.7 ± 4.2	1	$(\text{Ph})_2(\text{CN})\text{C--C(CN)(Ph)}_2$	109.6	1
$\text{CH}_2\text{F--CH}_3$	388.3 ± 8.4	1	<i>iso</i> - $\text{C}_4\text{H}_9\text{--CH}_2\text{OH}$	354.0 ± 5.4	1	$(\text{NO}_2)_3\text{C--C(NO}_2)_3$	308.8	1
CHClF--CH_3	399.6 ± 12.6	1	$\text{C}_6\text{H}_5\text{--CH}_2\text{OH}$	413.4 ± 5.4	1	$\text{C}_{58}\text{--C}_2$	955.2 ± 14.5	1
$\text{CF}_2\text{Br--CHClF}$	369.4	1	$\text{HOH}_2\text{C--CH}_2\text{OH}$	358.2 ± 6.3	1	(3) C-halogen BDEs		
$\text{CF}_2\text{Br--CH}_3$	396.6 ± 15.1	1	$\text{NH}_2\text{CH}_2\text{--CH}_2\text{OH}$	335.6 ± 10.5	1	F-CN	482.8	1
$\text{CCl}_3\text{--CCl}_3$	285.8 ± 6.3	1	$\text{CH}_3\text{--CH}_2\text{OCH}_3$	363.2 ± 5.0	1	F-CF ₃	546.8 ± 2.1	1
$\text{CCl}_3\text{--CClF}_2$	282.0 ± 12.6	1	$\text{CH}_3\text{OCH}_2\text{--CH}_2\text{OCH}_3$	338.9 ± 10.5	1	F-CHF ₂	533.9 ± 5.9	1
$\text{CCl}_3\text{--CHCl}_2$	303.3 ± 6.3	1	$\text{CH}_3\text{--C(O)H}$	354.8 ± 1.7	1	F-CH ₂ F	496.2 ± 8.8	1
$\text{CCl}_3\text{--CH}_2\text{Cl}$	323.8 ± 8.4	1	$\text{CCl}_3\text{--C(O)H}$	309.2 ± 5.0	1	F-CF ₂ Cl	507.4 ± 9.0	17
$\text{CCl}_3\text{--CH}_3$	362.3 ± 6.3	1	$\text{CH}_3\text{--C(O)F}$	417.6 ± 6.3	1	F-CFCl ₂	482.3 ± 9.0	17
$\text{CHCl}_2\text{--CHCl}_2$	326.9 ± 4.1	1	$\text{CH}_3\text{--C(O)Cl}$	367.8 ± 6.3	1	F-CH ₂ Cl	462.3 ± 10.0	1
$\text{CHCl}_2\text{--CH}_2\text{Cl}$	352.2 ± 5.9	1	$\text{CCl}_3\text{--C(O)Cl}$	289.1 ± 6.3	1	F-CCl ₃	439.2 ± 4.2	17
$\text{CHCl}_2\text{--CH}_3$	361.3 ± 2.5	1	$\text{CHCl}_2\text{--C(O)Cl}$	312.5 ± 8.4	1	F-CFClBr	501.6 ± 6.8	17
CHBrCl--CH_3	384.5	1	$\text{CClH}_2\text{--C(O)Cl}$	340.2 ± 8.4	1	F-CH ₂ Cl	465.3 ± 9.6	1
CHClBr--CHClBr	317.1 ± 12.6	1	$\text{C}_6\text{H}_5\text{--C(O)H}$	408.4 ± 4.2	1	F-CH ₃	460.2 ± 8.4	1
			$\text{C}_6\text{H}_5\text{--C(O)Cl}$	417.6 ± 6.3	1	F-C≡CH	521.3	1
			$\text{CH}_3\text{--C(O)CH}_3$	351.9 ± 2.1	1	F-C≡CF	519 ± 21	1

Bond	$D_{298}^{\circ}/\text{kJ mol}^{-1}$	Ref.	Bond	$D_{298}^{\circ}/\text{kJ mol}^{-1}$	Ref.	Bond	$D_{298}^{\circ}/\text{kJ mol}^{-1}$	Ref.
F-CF=CF ₂	546.4 ± 12.6	1	CH ₂ CHCHCl(CH ₃)	300.0 ± 6.3	1	Br-CH ₂ C(O)CH ₃	257.9 ± 10.5	1
F-CF ₂ CF ₃	532.2 ± 6.3	1	Cl-C ₅ H ₁₁	350.6 ± 6.3	1	Br-CH ₂ C(O)C ₆ H ₅	271	1
F-CH ₂ CF ₃	457.7	1	Cl-C(CH ₃) ₂ (C ₂ H ₅)	352.7 ± 6.3	1	Br-CH ₂ C(O)OH	257.4 ± 3.7	1
F-CF ₂ CH ₃	522.2 ± 8.4	1	Cl- <i>cyclo</i> -C ₆ H ₁₁	360.2 ± 6.5	1	Br-C(NO ₂) ₃	218.4	1
F-C ₂ H ₃	517.6 ± 12.6	1	Cl-C ₆ H ₅	406.4 ± 0.8	12	I-CN	320.1	1
F-C ₂ H ₅	467.4 ± 8.4	1	Cl-C ₆ F ₅	383.3 ± 8.4	1	I-CF ₃	227.2 ± 1.3	1
F-C ₃ H ₇	474.9 ± 8.4	1	Cl-CH ₂ C ₆ H ₅	299.9 ± 4.3	1	I-CCl ₃	168 ± 42	1
F- <i>iso</i> -C ₃ H ₇	483.8 ± 8.4	1	Cl-C(O)Cl	318.8 ± 8.4	1	I-CH ₂ Cl	221.8 ± 4.2	1
F- <i>tert</i> -C ₄ H ₉	495.8 ± 8.4	1	Cl-COF	376.6	1	I-CH ₂ Br	219.2 ± 5.4	1
F-C ₆ H ₅	532.0 ± 1.2	12	Cl-C(O)CH ₃	354.0 ± 8.4	1	I-CH ₂ I	216.9 ± 7.9	1
F-C ₆ F ₅	485 ± 25	1	Cl-C(O)CH ₂ CH ₃	353.3 ± 6.3	1	I-CH ₃	232.4 ± 0.4	13
F-CH ₂ C ₆ H ₅	412.8 ± 4.2	1	Cl-C(O)C ₆ H ₅	341.0 ± 8.4	1	I-CH ₂ CN	187.0 ± 6.3	1
F-COH	497.9 ± 10.5	1	Cl-CH ₂ C(O)C ₆ H ₅	309	1	I-CF ₂ CF ₃	219.2 ± 2.1	1
F-COF	510.3	1	Cl-CH ₂ C(O)OH	310.9 ± 2.2	1	I-CF ₂ CF ₂ I	217.6 ± 6.7	1
F-COCl	484.5	1	Cl-C(O)OC ₆ H ₅	364	1	I-CH ₂ CF ₃	235.6 ± 4.2	1
F-C(O)CH ₃	511.7 ± 12.6	1	Cl-C(NO ₂) ₃	302.1	1	I-CHFCClF ₂	202 ± 2	1
Cl-CN	422.6 ± 8.4	1	Br-CN	364.8 ± 4.2	1	I-CF ₂ CH ₃	217.6 ± 4.2	1
Cl-CF ₃	362.7 ± 3.9	17	Br-CF ₃	296.2 ± 1.3	1	I-CFICH ₃	218.0 ± 4.2	1
Cl-CHF ₂	364 ± 8	1	Br-CHF ₂	288.7 ± 8.4	1	CF ₃ CFICF ₃	215.1	1
Cl-CH ₂ F	354.4 ± 11.7	1	Br-CF ₂ Cl	290.5 ± 8.7	17	I-CH=CH ₂	259.0 ± 4.2	1
Cl-CF ₂ Cl	334.3 ± 9.0	17	Br-CCl ₃	231.4 ± 4.2	1	I-C ₂ H ₅	233.5 ± 6.3	1
Cl-CF ₂ Br	354.4 ± 12.9	17	Br-CH ₂ Cl	277.3 ± 3.6	1	I-CH ₂ CH=CH ₂	185.8 ± 6.3	1
Cl-CFCl ₂	320.9 ± 8.4	1	Br-CBr ₃	242.3 ± 8.4	1	I-C ₃ H ₇	236.8 ± 4.2	1
Cl-CH ₂ Cl	346.0 ± 13.4	1	Br-CHBr ₂	274.9 ± 13.0	1	I- <i>iso</i> -C ₃ H ₇	233.1 ± 3.3	10
Cl-CCl ₃	288.7 ± 4.2	17	Br-CH ₂ Br	276.1 ± 5.3	1	I-C ₄ F ₉	205.8	1
Cl-CHCl ₂	311.1 ± 2.0	1	Br-CH ₂ I	274.5 ± 7.5	1	I- <i>tert</i> -C ₄ H ₉	227.2 ± 6.3	1
Cl-CH ₂ Cl	338.0 ± 3.3	1	Br-CH ₃	294.1 ± 2.1	1	I-C ₆ H ₅	272.0 ± 4.2	1
Cl-CBrCl ₂	287 ± 10.5	1	Br-C≡CH	410.5	1	I-C ₆ F ₅	<301.7	1
Cl-CH ₂ Br	332.8 ± 4.6	1	Br-CH=CH ₂	338.3 ± 3.1	1	I-CH ₂ C ₆ H ₅	187.8 ± 4.8	1
Cl-CH ₂ I	328.2 ± 6.9	1	Br-CF ₂ CF ₃	283.3 ± 6.3	1	I-1-naphthyl	274.5 ± 10.5	1
Cl-CH ₃	350.2 ± 1.7	1	Br-CClBrCF ₃	251.0 ± 6.3	1	I-2-naphthyl	272.0 ± 10.5	1
Cl-C≡CCl	443 ± 50	1	Br-CF ₂ CF ₂ Br	282.8 ± 6.7	1	I-CH ₂ CN	187.0 ± 8.4	1
Cl-C≡CH	435.6 ± 8.4	1	Br-CHClCF ₃	274.9 ± 6.3	1	I-CH ₂ OCH ₃	229.4 ± 8.4	1
Cl-CH ₂ CN	267.4	1	Br-CF ₂ CH ₃	287.0 ± 5.4	1	I-CH ₂ SCH ₃	216.8 ± 6.3	1
Cl-CCl=CCl ₂	383.7	1	Br-CH ₂ CH ₂ Cl	292.5 ± 8.4	1	I-C(O)CH ₃	223.0 ± 8.4	1
Cl-CH=CH ₂	394.1 ± 3.1	2	Br-CHClCH ₃	272.0 ± 8.4	1	I-C(O)C ₆ H ₅	212.1 ± 8.4	1
Cl-CF=CF ₂	434.7 ± 8.4	1	Br-C ₂ H ₅	292.9 ± 4.2	1	I-CH ₂ C(O)OH	197.5 ± 2.7	1
Cl-CF ₂ CF ₃	346.0 ± 7.1	1	Br-CH ₂ CH=CH ₂	233.3 ± 3.3	17	I-C(NO ₂) ₃	144.8	1
Cl-CF ₂ CF ₂ Cl	331.4 ± 20.9	1	Br-C ₃ H ₇	298.3 ± 4.2	1	(4) O-X BDEs		
Cl-CCl ₂ CF ₃	307.9	1	Br- <i>iso</i> -C ₃ H ₇	295.1 ± 3.3	10	HO-H	497.321 ± 0.02	16
Cl-CCl ₂ CCl ₃	303.8	1	Br-CH ₂ CH ₂ CH ₂ Br	324.7	1	FO-H	425.1	1
Cl-CHClCCl ₃	330.5 ± 4.2	1	Br-CF ₂ CF ₂ CF ₃	278.2 ± 10.5	1	ClO-H	393.7	1
Cl-CCl ₂ CHCl ₂	311.7	1	CF ₃ CFBrCF ₃	274.2 ± 4.6	1	BrO-H	405	1
Cl-CHClCHCl ₃	327.9 ± 1.8	1	Br-C ₄ H ₉	296.6 ± 4.2	1	IO-H	403.3	1
Cl-CH ₂ CH ₂ Cl	345.1 ± 5.0	1	Br- <i>sec</i> -C ₄ H ₉	300.0 ± 4.2	1	CH ₃ O-H	440.2 ± 3	1
Cl-CHBrCH ₃	331.8 ± 8.4	1	Br- <i>tert</i> -C ₄ H ₉	292.9 ± 6.3	1	CF ₃ O-H	497.1	1
Cl-CH ₂ CH ₃	352.3 ± 3.3	1	Br-C ₆ H ₅	344.2 ± 1.3	12	HC≡CO-H	443.1	1
Cl-CH ₂ CH=CH ₂	298.3 ± 5.0	1	Br-C ₆ F ₅	~328	1	C ₂ H ₅ O-H	441.0 ± 5.9	1
Cl-C ₃ H ₇	352.7 ± 4.2	1	Br-CH ₂ C ₆ H ₅	239.3 ± 6.3	1	CH ₂ =CHO-H	355.6	1
Cl-CH ₂ CH ₂ CH ₂ Cl	348.9	1	Br-CH ₂ C ₆ F ₅	225.1 ± 6.3	1	CF ₃ CH ₂ O-H	447.7 ± 10.5	1
Cl- <i>iso</i> -C ₃ H ₇	354.8 ± 3.3	10	Br-1-C ₁₀ H ₇	339.7	1	C ₃ H ₇ O-H	≤433 ± 2	1
Cl-CH ₂ CHCH=CH ₂	342.7	1	Br-2-C ₁₀ H ₇	341.8	1	<i>iso</i> -C ₃ H ₇ O-H	442.3 ± 2.8	1
Cl-C ₄ H ₉	350.6 ± 6.3	1	Br-anthracenyl	322.6	1	C ₄ H ₉ O-H	432.3	1
Cl- <i>sec</i> -C ₄ H ₉	350.2 ± 6.3	1	Br-C(O)CH ₃	292.0 ± 8.4	1	<i>sec</i> -C ₄ H ₉ O-H	441.4 ± 4.2	1
Cl- <i>tert</i> -C ₄ H ₉	351.9 ± 6.3	1	Br-C(O)C ₆ H ₅	276.6 ± 8.4	1	<i>tert</i> -C ₄ H ₉ O-H	444.9 ± 2.8	1

Bond	$D_{298}^{\circ}/\text{kJ mol}^{-1}$	Ref.	Bond	$D_{298}^{\circ}/\text{kJ mol}^{-1}$	Ref.	Bond	$D_{298}^{\circ}/\text{kJ mol}^{-1}$	Ref.
<i>tert</i> -BuCH ₂ O-H	436.1	1	HO-OH	210.45 ± 0.04	16	HO-C ₄ H ₉	389.9 ± 4.2	1
C ₆ H ₅ CH ₂ O-H	442.7 ± 8.8	1	HO-OF	199.7 ± 8.4	1	HO- <i>sec</i> -C ₄ H ₉	396.1 ± 4.2	1
CH ₃ C(OH)O-H	446.9 ± 6.3	1	HO-OCi	~146	1	HO- <i>iso</i> -C ₄ H ₉	394.1 ± 4.2	1
(CH ₃) ₂ C(OH)O-H	450.6 ± 6.3	1	HO-OBri	138.5 ± 8.4	1	HO- <i>tert</i> -C ₄ H ₉	398.3 ± 4.2	1
HC(O)O-H	468.6 ± 12.6	1	FO-OF	199.6	1	HO-CH(CH ₃)(nC ₃ H ₇)	398.3 ± 4.2	1
CH ₃ C(O)O-H	468.6 ± 12.6	1	ClO-OCi	72.4 ± 2.8	1	HO-CH(CH ₃) ₂	399.2 ± 4.2	1
C ₂ H ₅ C(O)O-H	472.8	1	IO-Oi	74.9 ± 17	1	HO-C(CH ₃) ₂ (C ₂ H ₅)	395.8 ± 6.3	1
<i>iso</i> -C ₃ H ₇ C(O)O-H	472.8	1	<i>trans-perp</i> -HO-ONO	≤67.8 ± 0.4	1	HO-C ₆ H ₅	463.6 ± 4.2	1
C ₆ H ₅ C(O)O-H	464.4 ± 16.7	1	<i>cis-cis</i> -HO-ONO	83.3 ± 2.1	1	HO-C ₆ F ₅	446.9 ± 9.2	1
OO-H	205.732 ± 0.16	16	HO-ONO ₂	163.2 ± 8.4	1	HO-CH ₂ C ₆ H ₅	334.1 ± 2.6	1
HOO-H	365.71 ± 0.17	16	HO-OCH ₃	189.1 ± 4.2	1	HO-C(CH ₃) ₂ C ₆ H ₅	339.3 ± 6.3	1
CH ₃ OO-H	370.3 ± 2.1	1	HO-OCF ₃	201.3 ± 20.9	1	<i>cyclo</i> -C ₅ H ₉ -OH	385.8 ± 6.3	1
CF ₃ OO-H	383	1	HO-OC ₂ H ₅	178.7 ± 6.3	1	1-C ₁₀ H ₇ -OH	468.6 ± 6.3	1
CH ₂ FOO-H	379	1	HO-O- <i>iso</i> -C ₃ H ₇	185.8 ± 6.3	1	2-C ₁₀ H ₇ -OH	467.8 ± 6.3	1
CCl ₃ OO-H	386	1	HO-O- <i>tert</i> -C ₄ H ₉	186.2 ± 4.2	1	(CH ₃) ₂ (NH ₂)C-OH	310.4 ± 6.3	1
CHCl ₂ OO-H	383	1	HO-OC(O)CH ₃	169.9 ± 2.1	1	CH ₃ C(O)-OH	459.4 ± 4.2	1
CH ₂ ClOO-H	379	1	HO-OC(O)C ₂ H ₅	169.9 ± 2.1	1	HOCH ₂ -OH	411.3	1
CBr ₃ OO-H	383	1	CH ₃ O-OCH ₃	167.4 ± 6.3	1	CH ₃ -OCH ₃	351.9 ± 4.2	1
CH ₂ BrOO-H	379	1	CF ₃ O-OCF ₃	198.7 ± 2.1	1	ICH ₂ -OCH ₃	373.2 ± 12.6	1
C ₂ H ₅ OO-H	354.8 ± 9.2	1	C ₂ H ₅ O-OC ₂ H ₅	166.1	1	CH ₃ O-C ₂ H ₅	355.2 ± 5.4	1
CH ₃ CHClOO-H	377	1	C ₃ H ₇ O-OC ₃ H ₇	155.2 ± 4.2	1	CH ₃ O-CHClCH ₃	370.3 ± 8.4	1
CH ₃ CCl ₂ OO-H	383	1	<i>iso</i> -C ₃ H ₇ O-O- <i>iso</i> -C ₃ H ₇	157.7	1	CH ₃ O-C ₃ H ₇	358.6 ± 6.3	1
CF ₃ CHClOO-H	384	1	<i>sec</i> -C ₄ H ₉ O-O- <i>sec</i> -C ₄ H ₉	152.3 ± 4.2	1	CH ₃ O- <i>iso</i> -C ₃ H ₇	360.7 ± 4.2	1
C ₂ Cl ₅ OO-H	383	1	<i>tert</i> -BuO-O- <i>tert</i> -Bu	162.8 ± 2.1	1	CH ₃ O-C ₄ H ₉	346.0 ± 6.3	1
<i>iso</i> -C ₃ H ₇ OO-H	356	1	<i>tert</i> -BuCH ₂ O-OCH ₂ - <i>tert</i> -Bu	152.3	1	CH ₃ O- <i>tert</i> -C ₄ H ₉	353.1 ± 6.3	1
CH ₂ =CHCH ₂ OO-H	372.4	1	EtC(Me) ₂ O-OC(Me) ₂ Et	164.4 ± 4.2	1	C ₆ H ₅ -OCH ₃	418.8 ± 5.9	1
<i>tert</i> -C ₄ H ₉ OO-H	352.3 ± 8.8	1	(CF ₃) ₃ CO-OC(CF ₃) ₃	148.5 ± 4.6	1	C ₆ H ₅ CH(CH ₃)-OCH ₃	313.4 ± 9.6	1
C ₆ H ₅ OO-H	384	1	Ph ₃ CO-OCPh ₃	131.4	1	C ₆ H ₅ -OC ₆ H ₅	326.8 ± 4.2	1
C ₆ H ₅ CH ₂ OO-H	363	1	SF ₅ O-OSF ₅	155.6	1	CH ₃ -OC(O)H	383.7 ± 12.6	1
(C ₆ H ₅) ₂ CHOO-H	370	1	SF ₅ O-OOSF ₅	126.8	1	HC(O)-OH	457.7 ± 2.1	1
<i>trans</i> -HC(O)OO-H	393 ± 13.8	6	(CH ₃) ₃ CO-OSi(CH ₃) ₃	196.6	1	CH ₃ C(O)-OH	459.4 ± 4.2	1
<i>cis</i> -HC(O)OO-H	406.3 ± 13.8	6	<i>tert</i> -BuO-OG ₂ Et ₃	192.5	1	C ₆ H ₅ C(O)-OH	447.7 ± 10.5	1
<i>trans</i> -CH ₃ C(O)OO-H	381 ± 4	8	<i>tert</i> -BuO-OSnEt ₃	192.5	1	HO-CH ₂ C(O)OH	368.2 ± 10.5	1
<i>cis</i> -CH ₃ C(O)OO-H	403 ± 14	8	CF ₃ OO-OCF ₃	126.8 ± 8.4	1	CH ₃ -OC(O)CH ₃	380.3 ± 12.6	1
CCl ₂ (CN)OO-H	384	1	HC(O)O-OH	199.2 ± 8.4	1	HC(O)-OCH ₃	423.8 ± 4.2	1
OHCH ₂ OO-H	368	1	FC(O)O-OC(O)F	96.2	1	CH ₃ C(O)-OCH ₃	424.3 ± 6.3	1
H-ONO	330.7	1	CH ₃ C(O)O-ONO ₂	131.4 ± 8.4	1	C ₆ H ₅ C(O)-OCH ₃	421.3 ± 12.6	1
H-OONO	299.2	1	CH ₃ C(O)O-OC(O)CH ₃	140.2 ± 21	1	C ₆ H ₅ C(O)-OC ₆ H ₅	307.5 ± 8.4	1
H-ONH ₂	318	1	CF ₃ C(O)O-OC(O)CF ₃	125.5	1	CH ₃ OCH ₂ -OCH ₃	367.5 ± 8.4	1
H-ONO ₂	426.8	1	CF ₃ OC(O)O-OC(O)F	121.3 ± 4.2	1	CH ₃ C(O)-OC(O)CH ₃	382.4 ± 12.6	1
H-ONNOH	189	1	CF ₃ OC(O)O-OCF ₃	142.3 ± 2.9	1	C ₆ H ₅ C(O)-OC(O)C ₆ H ₅	384.9 ± 16.7	1
H-OPO ₂	465.7 ± 12.6	1	CF ₃ OC(O)O-OC(O)OCF ₃	119.2	1	CH ₃ -OOH	300.4 ± 12.6	1
H-OSO ₂ OH	441.4 ± 14.6	1	C ₂ H ₅ C(O)O-OC(O)C ₂ H ₅	150.6	1	C ₂ H ₅ -OOH	332.2 ± 20.9	1
H-OSiMe ₃	495	1	C ₃ H ₇ C(O)O-OC(O)C ₃ H ₇	150.6	1	C ₃ H ₇ -OOH	364.4	1
(CH ₃)CHNO-H	354.4	1	FS(O) ₂ O-OS(O) ₂ F	92-100	1	<i>iso</i> -C ₃ H ₇ -OOH	298.3	1
(CH ₃) ₂ CNO-H	354.0	1	O-CO	532.18 ± 0.03	16	<i>tert</i> -C ₄ H ₉ -OOH	309.2 ± 4.2	1
(C ₆ H ₅)CHNO-H	368.6	1	HO-CF ₃	≤482.0 ± 1.3	1	CH ₃ -OOCH ₃	292.5 ± 8.4	1
PhO-H	362.8 ± 2.9	1	FO-CF ₃	408 ± 17	1	CF ₃ -OOCH ₃	361.5 ± 8.4	1
α-tocopherol RO-H	323.4	1	HO-CH ₃	384.93 ± 0.71	1	CH ₃ -OO	137.0 ± 3.8	1
β-tocopherol RO-H	335.6	1	HO-C ₂ H ₅	391.2 ± 2.9	1	CF ₃ -OO	169.0	1
γ-tocopherol RO-H	335.1	1	HO-CH ₂ CF ₃	408.4 ± 8.4	1	CClF ₂ -OO	127.6	1
δ-tocopherol RO-H	342.8	1	HO-CH ₂ CH=CH ₂	332.6 ± 4.2	1	CCl ₂ F-OO	124.7	1
p-C ₆ H ₅ CH ₂ -C ₆ H ₄ O-H	356.2	1	HO-C ₃ H ₇	392.0 ± 2.9	1	CH ₂ Cl-OO	122.4 ± 10.5	1
HO-O	274.47 ± 1.6	16	HO- <i>iso</i> -C ₃ H ₇	397.9 ± 4.2	1	CHCl ₂ -OO	108.2 ± 8.2	1
O-O ₂	107.483 ± 0.039	16				CCl ₃ -OO	92.0 ± 6.4	1

Bond	$D_{298}^{\circ}/\text{kJ mol}^{-1}$	Ref.	Bond	$D_{298}^{\circ}/\text{kJ mol}^{-1}$	Ref.	Bond	$D_{298}^{\circ}/\text{kJ mol}^{-1}$	Ref.
HC(O)-OOH	290.0	1	C ₅ H ₅ N-O	264.9 ± 2.0	1	(PhNH) ₂ C=S	364.0	1
CH ₃ C(O)-OOC(O)CH ₃	315.1	1	C ₆ H ₅ N=N(O)(C ₆ H ₅)-O	309.4 ± 3.5	1	(NH ₂) ₂ C=NH	435.1	1
ClO-CF ₃	≤369.9 ± 1.3	1	C ₆ H ₅ (O)N=N(O) (C ₆ H ₅)-O	309.4 ± 3.6	1	Ph ₂ C=NH	489.5	1
CH ₃ -ONO	245.2	1	O-SO	551.1	1	H-N(SiMe ₃) ₂	464	1
C ₂ H ₅ -ONO	260.2	1	O-SOF ₂	513.3	1	H-NHPh	375.3	1
C ₃ H ₇ -ONO	249.4 ± 6.3	1	O-SOCl ₂	398.5	1	C ₆ H ₅ NHOH	292	1
iso-C ₃ H ₇ -ONO	254.4 ± 6.3	1	O-S(OH) ₂	493.7 ± 25	1	C ₆ H ₅ NH(CONMe ₂)	387.9	1
C ₄ H ₉ -ONO	256.5 ± 6.3	1	HO-SH	293.3 ± 16.7	1	H-NPh ₂	364.8	1
iso-C ₄ H ₉ -ONO	254.0 ± 6.3	1	HO-SOH	313.4 ± 12.6	1	HN-N ₂	63	1
sec-C ₄ H ₉ -ONO	253.6 ± 6.3	1	HO-S(OH)O ₂	384.9 ± 8.4	1	ON-N	480.7 ± 0.4	1
tert-C ₄ H ₉ -ONO	252.7 ± 6.3	1	HO-SCH ₃	303.8 ± 12.6	1	ON-NO	8.49 ± 0.12	1
(C ₂ H ₅)(CH ₃) ₂ C-ONO	254.0 ± 8.4	1	HO-SO ₂ CH ₃	360.2 ± 12.6	1	ON-NO ₂	42.5	1
CH ₃ -ONO ₂	340.2	1	F-OH	215.1	1	O ₂ N-NO ₂	57.3 ± 1	1
C ₂ H ₅ -ONO ₂	344.8	1	F-OF	164.1	1	H ₂ N-NH ₂	277.0 ± 1.3	1
CH ₃ O-CH ₂ CN	393.3	1	F-OCF ₃	200.8 ± 4.2	1	F ₂ N-NF ₂	92.9 ± 12.6	1
O-N ₂	167.4 ± 0.4	1	F-OCH ₃	>196.6	1	H ₂ N-NHCH ₃	275.8 ± 8.4	1
O-NO	306.301	16	F-ONO ₂	143.1	1	H ₂ N-N(CH ₃) ₂	259.8 ± 8.4	1
O-NO ₂	206.3	1	Cl-OH	233.5	1	H ₂ N-NHC ₆ H ₅	227.6 ± 8.4	1
NO-NO	40.6 ± 2.1	1	Cl-OCI	142	1	H ₂ N-NO ₂	230	1
O ₂ N-ONO ₂	95.4 ± 1.5	1	Cl-OCF ₃	≤220.9 ± 8.4	1	H ₂ NN(CH ₃)-NO	179.6	1
cis-HO-NO	207.0	1	Cl-OCH ₃	200.8	1	(C ₆ H ₅) ₂ N-NO	94.6	1
trans-HO-NO	200.64 ± 0.19	1	Cl-O-tert-C ₄ H ₉	198.3	1	N ₃ -CH ₃	335.1 ± 20.5	1
FO-NO	132.5 ± 17	1	Cl-OOCl	91.2	1	N ₃ -C ₆ H ₅	375.7 ± 20.9	1
cis-ClO-NO	127.6 ± 8.4	1	Cl-ONO ₂	172.0	1	N ₃ -CH ₂ C ₆ H ₅	211.3 ± 14.2	1
trans-ClO-NO	116.6 ± 8.4	1	Br-OH	209.6 ± 4.2	1	CH ₃ -NC	413.0 ± 3.3	1
cis-BrO-NO	138.1 ± 8.4	1	Br-OBBr	125	1	C ₂ H ₅ -NC	413.4 ± 8.4	1
trans-BrO-NO	121.6 ± 8.4	1	Br-O-tert-C ₄ H ₉	183.3	1	iso-C ₃ H ₇ -NC	423.0 ± 8.4	1
trans-perp-HOO-NO	114.2 ± 4	1	Br-ONO ₂	143.1 ± 6.3	1	tert-C ₄ H ₉ -NC	399.6 ± 5.4	1
CH ₃ O-NO	176.6 ± 3.3	1	I-OH	213.4	1	NC-NO	204.4	1
C ₂ H ₅ O-NO	185.4 ± 4.2	1	I-OI	130.1	1	CH ₃ -NO	172	1
C ₃ H ₇ O-NO	179.1 ± 6.3	1	I-ONO ₂	>140.6	1	CF ₃ -NO	167	1
iso-C ₃ H ₇ O-NO	175.3 ± 4.2	1				CCl ₃ -NO	125	1
C ₄ H ₉ O-NO	177.8 ± 6.5	1	(5) N-X BDEs			C ₂ H ₅ -NO	171.5	1
iso-C ₄ H ₉ O-NO	175.7 ± 6.5	1	H-NH	390.7 ± 0.2	16	CH ₂ CHCH ₂ -NO	102.4 ± 3.2	15
sec-C ₄ H ₉ O-NO	173.6 ± 3.3	1	H-NH ₂	449.6 ± 0.2	16	iso-C ₃ H ₇ -NO	152.7 ± 12.6	1
tert-C ₄ H ₉ O-NO	176.1 ± 5.9	1	H-NF ₂	316.7 ± 10.5	1	tert-C ₄ H ₉ -NO	167	1
tert-AmO-NO	171.1 ± 0.4	1	H-NNH	254.4	1	C ₆ H ₅ -NO	229.7 ± 1.4	12
C ₆ H ₅ O-NO	87.0	1	H-N ₃	≤389	1	C ₆ F ₅ -NO	211.3 ± 4.2	1
HO-NO ₂	205.4	1	H-N=CH ₂	364 ± 25	1	C ₆ H ₅ CH ₂ -NO	123	1
FO-NO ₂	131.8 ± 12.6	1	H-NO	199.5	1	CH ₃ -NO ₂	260.7 ± 2.1	1
ClO-NO ₂	110.9	4	H-NHOH	341	1	C ₂ H ₅ -NO ₂	254.4	1
BrO-NO ₂	118.0 ± 6.3	1	H-NCO	460.7 ± 2.1	1	C ₃ H ₇ -NO ₂	256.5	1
IO-NO ₂	~100	1	H-NCS	≤396.6 ± 4.6	1	iso-C ₃ H ₇ -NO ₂	259.8	1
CH ₃ O-NO ₂	176.1 ± 4.2	1	H-NCS	347.3 ± 8.4	1	C ₄ H ₉ -NO ₂	254.8	1
C ₂ H ₅ O-NO ₂	174.5 ± 4.2	1	CH ₃ NH ₂	425.1 ± 8.4	1	sec-C ₄ H ₉ -NO ₂	263.2	1
C ₃ H ₇ O-NO ₂	177.0 ± 4.2	1	tert-BuNH ₂	397.5 ± 8.4	1	tert-C ₄ H ₉ -NO ₂	258.6	1
iso-C ₃ H ₇ O-NO ₂	175.7 ± 4.2	1	C ₆ H ₅ CH ₂ NH ₂	418.4	1	C ₆ H ₅ -NO ₂	295.8 ± 4.2	1
HOO-NO ₂	99.2 ± 4.6	1	(CH ₃) ₂ NH	395.8 ± 8.4	1	C ₆ H ₅ CH ₂ -NO ₂	210.3 ± 6.3	1
CH ₃ OO-NO ₂	86.6 ± 8.4	1	H-NHNH(CH ₃)	276 ± 21	1	(NO ₂)CH ₂ -NO ₂	207.1	1
CF ₃ OO-NO ₂	105	1	H-NHN(CH ₃) ₂	356 ± 21	1	(NO ₂) ₃ C-NO ₂	176.1	1
CF ₂ ClOO-NO ₂	106.7	1	NH ₂ CN	414.2	1	CF ₃ -NF ₂	280.7	1
CFCl ₂ OO-NO ₂	106.7	1	(NH ₂) ₂ C=O	464.4	1	C ₆ H ₅ CH ₂ -NF ₂	237.2 ± 14.6	1
CCl ₃ OO-NO ₂	95.8	1	(NH ₂) ₂ C=S	389.1	1	CH ₃ -NH ₂	356.1 ± 2.1	1
CH ₃ N(O)-O	305.3 ± 4.4	1	CH ₃ CSNH ₂	380.7	1	C ₂ H ₅ -NH ₂	352.3 ± 6.3	1
C ₆ H ₅ N(O)-O	392 ± 8	1	PhCSNH ₂	380.7	1	C ₃ H ₇ -NH ₂	356.1 ± 2.9	1

Bond	$D^\circ_{298}/\text{kJ mol}^{-1}$	Ref.	Bond	$D^\circ_{298}/\text{kJ mol}^{-1}$	Ref.	Bond	$D^\circ_{298}/\text{kJ mol}^{-1}$	Ref.
<i>iso</i> -C ₃ H ₇ -NH ₂	357.7 ± 3.8	1	C ₆ H ₅ S-SC ₆ H ₅	214.2 ± 12.6	1	GeH ₃ -H	348.9 ± 8.4	1
C ₄ H ₉ -NH ₂	356.1 ± 2.9	1	F ₅ S-SF ₅	305 ± 21	1	Me ₃ Ge-H	364.0	1
<i>sec</i> -C ₄ H ₉ -NH ₂	359.0 ± 2.9	1	HS-CH ₃	312.5 ± 4.2	1	Ph ₃ Ge-H	359.8	1
<i>iso</i> -C ₄ H ₉ -NH ₂	254.8 ± 5.0	1	HS-C ₂ H ₅	307.9 ± 2.1	1	(CH ₃) ₃ Ge-Ge(CH ₃) ₃	280.3	1
<i>tert</i> -C ₄ H ₉ -NH ₂	355.6 ± 6.3	1	HS-C ₃ H ₇	310.5 ± 2.9	1	(CH ₃) ₃ Ge-CH ₃	288.7	1
pyridin-2-yl-NH ₂	431	1	HS- <i>iso</i> -C ₃ H ₇	307.1 ± 3.8	1	Me ₃ Sn-H	307.5 ± 10.7	11
C ₆ H ₅ -NH ₂	429.3 ± 4.2	1	HS-C ₄ H ₉	309.2 ± 2.9	1	Ph ₃ Sn-H	294.6	1
C ₆ H ₅ CH ₂ -NH ₂	306.7 ± 6.3	1	HS- <i>sec</i> -C ₄ H ₉	307.5 ± 2.9	1	(CH ₃) ₃ Sn-Sn(CH ₃) ₃	252.6 ± 14.8	11
C ₆ H ₅ CH(CH ₃) ₃ -NH ₂	307.5 ± 9.6	1	HS- <i>iso</i> -C ₄ H ₉	310.0 ± 4.6	1	(CH ₃) ₃ Sn-Cl	425 ± 17	1
HC(O)-NH ₂	421.7 ± 8.4	1	HS- <i>tert</i> -C ₄ H ₉	301.2 ± 3.8	1	(CH ₃) ₃ Sn-CH ₃	284.1 ± 9.9	11
CH ₃ C(O)-NH ₂	414.6 ± 8.4	1	HS-C ₆ H ₅	360.7 ± 6.3	1	(CH ₃) ₃ Pb-Pb(CH ₃) ₃	228.4	1
HS-NO	138.9	1	HS-CH ₂ C ₆ H ₅	258.2 ± 6.3	1	Cl ₃ Pb-Cl	271 ± 84	1
CH ₃ S-NO	104.6 ± 4.2	1	HS-C(O)H	309.6 ± 8.4	1	(CH ₃) ₃ Pb-CH ₃	238 ± 21	1
<i>tert</i> -BuS-NO	115.1	1	HS-C(O)CH ₃	307.9 ± 6.3	1	(8) P-, As-, Sb-, Bi-X BDEs		
PhCH ₂ S-NO	120.5	1	CH ₃ S-CH ₃	307.9 ± 3.3	1	H ₂ P-H	351.0 ± 2.1	1
C ₆ H ₅ S-NO	81.2 ± 5.4	1	HOS-CH ₃	284.9 ± 12.6	1	CH ₃ PH-H	322.2 ± 12.6	1
SCN-SCN	255.6	1	CH ₃ SO-CH ₃	221.8 ± 8.4	1	H ₂ P-PH ₂	256.1	1
FSO ₂ -NF ₂	163	1	HOSO ₂ -CH ₃	324.3 ± 12.6	1	(C ₂ H ₅) ₂ P-P(C ₂ H ₅) ₂	359.8	1
F-NO	235.26	1	CH ₃ SO ₂ -CH ₃	279.5	1	F ₂ P-F	549	1
F-NO ₂	221.3	1	F ₅ S-CF ₃	392 ± 43	1	Cl ₂ P-Cl	356 ± 8	1
F-NF ₂	254.0	1	F-SF ₅	391.6	1	Br ₂ P-Br	<259	1
F-NH ₂	286.6	1	F-SO ₂ (F)	379	1	I ₂ P-I	217	1
Cl-NO	158.8 ± 0.8	1	Cl-SF ₅	<272	1	H ₂ P-SiH ₃	331.4	1
Cl-NO ₂	141.8 ± 1.3	1	Cl-SO ₂ CH ₃	293	1	H ₂ As-H	319.2 ± 0.8	1
Cl-NF ₂	~134	1	Cl-SO ₂ Ph	297	1	H ₂ Sb-H	288.3 ± 2.1	1
Cl-NH ₂	253.1	1	Br-SBr	259 ± 17	1	F ₂ Bi-F	435 ± 19	1
Br-NO	120.1 ± 0.8	1	Br-SF ₅	<230	1	Br ₂ Bi-Br	>297.1	1
Br-NO ₂	82.0 ± 7.1	1	I-SH	206.7 ± 8.4	1	(9) Se- and Te-X BDEs		
Br-NF ₂	<227.2	1	I-SCH ₃	206.3 ± 7.1	1	H-SeH	334.93 ± 0.75	1
I-NO	75.6 ± 4	1	(7) Si-, Ge-, Sn-, and Pb-X BDEs			H-SeC ₆ H ₅	326.4 ± 16.7	1
I-NO ₂	79.6 ± 4	1	SiH ₃ -H	383.7 ± 2.1	1	PhSe-SePh	280 ± 19	1
(6) S-X BDEs			Me ₃ Si-H	396 ± 7	1	H-TeH	277.0 ± 5.0	1
H-SH	381.18 ± 0.05	1	H ₅ Si ₂ -H	373 ± 8	1	H-TeC ₆ H ₅	≤264	1
H-SCH ₃	365.7 ± 2.1	1	(C ₂ H ₅) ₃ Si-H	396 ± 4	1	PhTe-TePh	138.1 ± 12.6	1
H-SCHCH ₂	351.5 ± 8.4	1	C ₆ H ₅ SiH ₂ -H	382 ± 5	1	(10) Metal-Centered BDEs		
H-SC ₂ H ₅	365.3	1	(CH ₃ S) ₃ Si-H	364.0	1	Arranged by the Periodic Table		
H-SC ₃ H ₇	365.7	1	(iPrS) ₃ Si-H	376.6	1	(10.1) Group 1		
H-S- <i>iso</i> -C ₃ H ₇	369.9 ± 8.4	1	PhMe ₂ Si-H	377 ± 7	1	Li-OH	431.0	1
H-S- <i>tert</i> -C ₄ H ₉	362.3 ± 9.2	1	Ph ₂ SiH-H	379 ± 7	1	Li-C ₂ H ₅	214.6 ± 8.4	1
H-SOH	330.5 ± 14.6	1	Ph ₂ MeSi-H	361 ± 10	1	Li-nC ₄ H ₉	197.9 ± 16.3	1
H-SCOCH ₃	370.7	1	SiF ₃ -H	432 ± 5	1	Na-OH	342.3	1
H-SCOPh	364	1	SiCl ₃ -H	391	5	Na-O ₂	<200	1
H-SO ₂ CH ₃	≤397	1	SiBr ₃ -H	334 ± 8	1	K-OH	359	1
H-SSCH ₃	330.5 ± 14.6	1	SiH ₃ -SiH ₃	321 ± 4	1	Rb-OH	356.2 ± 4.2	1
H-SPh	349.4 ± 4.5	1	SiH ₃ -Si ₂ H ₅	313 ± 8	1	Cs-OH	373	1
H-SSH	318.0 ± 14.6	1	Ph ₃ Si-SiPh ₃	368.2	1	(10.2) Group 2		
H-SSSH	292.9 ± 6.5	1	F ₃ Si-SiF ₃	453.1 ± 25	1	BeO-H	469	1
HS-SH	270.7 ± 8.4	1	SiH ₃ -CH ₃	375 ± 5	1	Be(OH)-OH	476	1
FS-SF	362.3	1	SiF ₃ -CH ₃	355.6	1	MgO-H	441	1
ClS-Cl	329.7	1	H ₃ Si-NO	158.2 ± 5.7	1	Mg(OH)-OH	349	1
HS-SCH ₃	272.0	1	H ₃ Si-PH ₂	331.4	1	BrMg-CH ₃	253	1
HS-SPh	255.2 ± 6.3	1	SiH ₃ -F	638 ± 5	1	BrMg-CH ₂ CH ₃	205	1
CH ₃ S-SCH ₃	272.8 ± 3.8	1	SiH ₃ -Cl	458 ± 7	1	BrMg-i-C ₃ H ₇	184	1
C ₂ H ₅ S-SC ₂ H ₅	276.6	1	SiH ₃ -Br	376 ± 9	1			
MeS-SPh	272.0 ± 6.3	1	SiH ₃ -I	299 ± 8	1			

Bond	$D_{298}^{\circ}/\text{kJ mol}^{-1}$	Ref.	Bond	$D_{298}^{\circ}/\text{kJ mol}^{-1}$	Ref.	Bond	$D_{298}^{\circ}/\text{kJ mol}^{-1}$	Ref.
BrMg –t-C ₄ H ₉	174	1	Zr (η^5 -C ₅ Me ₅) ₂ –Br	410.0	1	W (CO) ₅ –Xe	35.1 ± 0.8	1
BrMg –C ₆ H ₅	289	1	Zr (I)(η^5 -C ₅ Me ₅) ₂ –I	336.4 ± 2.1	1	W (CO) ₃ (η^5 -C ₅ H ₅) ₂ –H	303	1
BrMg –CH ₂ C ₆ H ₅	201	1	Zr (η^5 -C ₅ Me ₅) ₂ (Ph)–OH	482.4 ± 6.3	1	W (H)(η^5 -C ₅ H ₅) ₂ –H	310.9 ± 4.2	1
BrMg –C(C ₆ H ₅) ₃	180	1	Zr (η^5 -C ₅ Me ₅) ₂ (Ph)(OH)–OH	482.8 ± 10.5	1	W (I)(η^5 -C ₅ H ₅) ₂ –H	273 ± 14	1
Ca (OH)–OH	409	1	Zr (η^5 -C ₅ Me ₅) ₂ (NH ₂)–H–NH ₂	421.3 ± 15.1	1	(CO) ₅ W–H ₂	≥67	1
Sr (OH)–OH	407	1	Zr (η^5 -C ₅ Me ₅) ₃ –CH ₃	276 ± 10	1	(P(C ₆ H ₁₁) ₃)(CO) ₃ W–(η^2 -H ₂)	28.5 ± 2.1	1
Ba (OH)–OH	443	1	Zr (η^5 -C ₅ H ₅) ₂ (C ₆ H ₅)–C ₆ H ₅	300 ± 10	1	W (CO) ₅ –CO	192.5 ± 8.48.4	1
(10.3) Group 3			Zr (η^5 -C ₅ H ₅) ₂ (Si(SiMe ₃) ₃)–SiMe ₃	188 ± 30	1	W (CH ₃)(η^5 -C ₅ H ₅) ₂ –CH ₃	220.9 ± 4	1
Sc –CH ₃	116 ± 29	1	Hf (H)(η^5 -C ₅ Me ₅) ₂ –H	346.0 ± 7.9	1	(10.7) Group 7		
Sc –C ₆ H ₆	60.8	1	Hf (η^5 -C ₅ Me ₅)(C ₄ H ₉)–C ₄ H ₉	274 ± 10	1	F₃Mn –MnF ₃	210.9 ± 2.5	1
La (η^5 -C ₅ Me ₅) ₂ –CH(SiMe ₃) ₂	278.7 ± 10.5	1	(10.5) Group 5			(CO) ₅ Mn–Mn(CO) ₅	185 ± 8	1
Nd (η^5 -C ₅ Me ₅) ₂ –CH(SiMe ₃) ₂	236.8 ± 10.5	1	(η^5 -C ₅ H ₅)(CO) ₃ V– η^2 H ₂	90 ± 20	1	(CO) ₅ Mn–H	284.5	1
(η^5 -C ₅ Me ₅) ₂ Sm–H	226.8 ± 12.6	1	(η^5 -C ₅ H ₅)(CO) ₃ V–CO	146 ± 21	1	(PPh ₃)Mn(CO) ₄ –H	286.2	1
(η^5 -C ₅ Me ₅) ₂ Sm–OCH ₃	343.1	1	V–CH ₃	169 ± 18	1	MnBr (CO) ₄ –CO	184	1
(η^5 -C ₅ Me ₅) ₂ Sm–(η^3 -C ₃ H ₅)	188.3 ± 6.3	1	V–C ₆ H ₆	76.2	1	(η^5 -C ₅ H ₅)(CO) ₂ Mn–CO	195.8 ± 9.2	1
(η^5 -C ₅ Me ₅) ₂ Sm–S–n-C ₃ H ₇	295.4 ± 10.0	1	V(C ₆ H ₆)–C ₆ H ₆	307.8	1	Mn –CH ₃	>35 ± 12	1
(η^5 -C ₅ Me ₅) ₂ Sm–N(CH ₃) ₂	201.7 ± 7.5	1	Nb (η^5 -C ₅ H ₅) ₂ H ₃ –TFE	18.8 ± 1.3	1	Mn (CO) ₅ –CH ₃	187.0 ± 3.8	1
(η^5 -C ₅ Me ₅) ₂ Sm–SiH(SiMe ₃) ₂	179.9 ± 21	1	Ta (CH ₃) ₅ –CH ₃	261 ± 5	1	Mn (CO) ₅ –C ₆ H ₅	207 ± 11	1
(η^5 -C ₅ Me ₅) ₂ Sm–P(Et) ₂	136.4 ± 8.4	1	(Me ₃ SiCH ₂) ₄ Ta–(CH ₂ SiMe ₃)	184.1 ± 8.4	1	(CO) ₅ Mn–Re(CO) ₅	149 ± 11	1
(η^5 -C ₅ Me ₅) ₂ Eu–I	238.9 ± 8.4	1	(10.6) Group 6			(η^5 -C ₅ H ₅)Mn(CO) ₂ –PhMe	59.4 ± 3.3	1
(η^5 -C ₅ Me ₅) ₂ Yb–I	256.1 ± 6.3	1	[Cr(CO) ₃ (η^5 -C ₅ Me ₅) ₂]–Hg	61.5	1	(CO) ₅ Tc–Tc(CO) ₅	177.5 ± 1.9	1
Lu (η^5 -C ₅ Me ₅) ₂ –CH(SiMe ₃) ₂	279.1 ± 10.5	1	[Cr(CO) ₃ (η^5 -C ₅ Me ₅) ₂]–Hg	111.3	1	(CO) ₅ Re–Re(CO) ₅	187 ± 4.8	1
(η^5 -C ₅ H ₄ SiMe ₃) ₃ Th–H	277 ± 6	1	Cr (CO) ₅ –Xe	37.7 ± 3.8	1	(CO) ₅ Re–H	313	1
(η^5 -C ₅ H ₄ SiMe ₃) ₃ Th–O	371 ± 24	1	(CO) ₂ (PPh ₃)(η^5 -C ₅ H ₅)Cr–H	250.2 ± 4.2	1	(CO) ₅ Re–CH ₃	220 ± 8	1
(η^5 -C ₅ H ₅) ₃ Th–CH ₃	375 ± 9	1	(η^5 -C ₅ H ₅)Cr(CO) ₃ –H	257	1	(10.8) Group 8		
(η^5 -C ₅ H ₅) ₃ Th–CH ₂ Si(CH ₃) ₃	369 ± 12	1	Cr (CO) ₅ –H ₂	78 ± 4	1	(CO) ₄ Fe–Fe(CO) ₅	171.5	1
(C ₆ H ₇) ₃ Th–CH ₂ C ₆ H ₅	342 ± 9	1	(P(C ₆ H ₁₁) ₃) ₂ (CO) ₃ Cr–H ₂	30.5 ± 0.4	1	(CO) ₄ Fe(H) ₂ –H	259.4 ± 8.4	1
(η^5 -C ₅ H ₄ tBu) ₃ U–H	249.7 ± 5.7	1	(η^6 -C ₆ H ₆)(CO) ₃ Cr–H ₂	251 ± 17	1	(η^5 -C ₅ H ₅)(CO) ₂ Fe–H	239	1
(η^5 -C ₅ H ₄ SiMe ₃) ₃ U–H	253.7 ± 5.1	1	Cr (CO) ₅ –N ₂	81 ± 4	1	Fe (CO) ₃ (N ₂)–N ₂	37.7 ± 19.2	1
[HB(3,5-Me ₂ Pz) ₃]U(Cl) ₂ –Cl	422.6	1	(P(C ₆ H ₁₁) ₃) ₂ (CO) ₃ Cr–N ₂	38.9 ± 0.8	1	Fe (CO) ₂ (PMe ₃)–CO	>125	1
(η^5 -C ₅ H ₄ SiMe ₃) ₃ U–I	265.6 ± 4.3	1	(η^5 -C ₅ Me ₅)(CO) ₃ Cr–SH	193	1	Fe (CO) ₃ (PPh ₃)–CO	<177.8 ± 5	1
(η^5 -C ₅ H ₄ tBu) ₃ U–O	307 ± 9	1	Cr (CO) ₅ –CO	154.0 ± 8.4	1	Fe –NH ₃	31.4 ± 4.2	1
(η^5 -C ₅ H ₄ SiMe ₃) ₃ U–CO	43.1 ± 0.8	1	Cr (CO) ₅ –CH ₄	~33.5 ± 8	1	Fe –CH ₂	364 ± 29	1
(C ₆ H ₇) ₃ U–CH ₃	196.3 ± 6.6	1	Cr –C ₆ H ₆	9.6 ± 5.8	1	Fe –CH ₃	135 ± 29	1
(η^5 -C ₅ Me ₅) ₂ U(Cl)–C ₆ H ₅	358 ± 11	1	Cr (C ₆ H ₆)–C ₆ H ₆	268.2 ± 15.4	1	Fe (C ₂ H ₄)(CO) ₃ –C ₂ H ₄	89.1 ± 8	1
(η^5 -C ₅ H ₄ SiMe ₃) ₃ U–THF	41.0 ± 0.8	1	Cr (CO) ₅ –C ₆ H ₆	57.3 ± 3.3	1	Fe –C ₃ H ₅	218	1
(10.4) Group 4			(P(C ₆ H ₁₁) ₃) ₂ (CO) ₃ Cr–P(OMe) ₃	68.6 ± 2.5	1	Fe –C ₃ H ₆	79	1
Ti (η^5 -C ₅ H ₅) ₂ –Cl	471	1	(η^5 -C ₅ H ₅)Mo(CO) ₃ –H	290	1	Fe (CO) ₅ –Ni(CO) ₄	37.7	1
Ti (Cl)(η^5 -C ₅ H ₅) ₂ –Cl	390	1	Mo(η^5 -C ₅ H ₅) ₂ –H	246	1	Fe (CO) ₅ –(η^3 -C ₃ H ₅)	176	1
Ti (η^5 -C ₅ Me ₅) ₂ –I	219	1	Mo(H)(η^5 -C ₅ H ₅) ₂ –H	256.9 ± 8.4	1	Fe (C ₃ H ₆)(CO) ₃ –C ₃ H ₆	~79.5	1
Ti (η^5 -C ₅ H ₅) ₂ –CO	174	1	Mo(CO) ₃ (η^5 -C ₅ H ₅)–I	216.7 ± 4.2	1	(CO) ₂ (η^5 -C ₅ H ₅)Ru–H	272	1
Ti (CO)(η^5 -C ₅ H ₅) ₂ –CO	170	1	(η^5 -C ₅ Me ₅) ₂ Mo–O	272	1	(PMe ₃) ₂ (η^5 -C ₅ Me ₅)Ru–H	167.4	1
Ti –CH ₃	174 ± 29	1	(P(C ₆ H ₁₁) ₃) ₂ (CO) ₃ Mo–H ₂	27.2 ± 0.8	1	(CO) ₂ (η^5 -C ₅ Me ₅)Ru–Cl	337.6	1
Ti (Cl)(η^5 -C ₅ H ₅) ₂ –CH ₃	276	1	(P(C ₆ H ₁₁) ₃) ₂ (CO) ₃ Mo–N ₂	37.7 ± 2.5	1	(η^5 -C ₅ Me ₅)(PMe ₃) ₂ Ru–Cl	<138	1
Ti (Cl)((η^5 -C ₅ H ₅) ₂ –C ₆ H ₅)	292	1	Mo (CO) ₅ –CO	169.5 ± 8.4	1	(η^5 -C ₅ Me ₅)(PMe ₃) ₂ Ru–OH	204.6	1
Ti (C ₆ H ₆)–C ₆ H ₅	308.7	1	Mo (CO) ₃ (η^5 -C ₅ H ₅)–CH ₃	203 ± 8	1	(CO) ₄ Ru–CO	115 ± 1.7	1
Zr (η^5 -C ₅ Me ₅) ₂ –H	351.0 ± 7.5	1				(η^5 -C ₅ Me ₅)(PMe ₃) ₂ Ru–CH ₃	142.3	1
Zr (H)(η^5 -C ₅ Me ₅) ₂ –H	326.4 ± 4	1				Os (H)(CO) ₄ –H	326.4	1
Zr (η^5 -C ₅ Me ₅) ₂ –Cl	481.2	1				(CO) ₄ Os–CO	133 ± 2.6	1

Bond	$D_{298}^{\circ}/\text{kJ mol}^{-1}$	Ref.	Bond	$D_{298}^{\circ}/\text{kJ mol}^{-1}$	Ref.	Bond	$D_{298}^{\circ}/\text{kJ mol}^{-1}$	Ref.
Os(C ₂ H ₂)(CO) ₄ -CO	99.5 ± 0.8	1	Ni(CO) ₃ -N ₂	~42	1	Zn(CH ₃)-CH ₃	266.5 ± 6.3	1
(10.9) Group 9			Ni(CO) ₃ -CO	104.6 ± 8.4	1	Zn-C ₂ H ₅	92.0 ± 17.6	1
(CO) ₄ Co-Co(CO) ₄	83 ± 29	1	Ni-CH ₃	208 ± 8	1	Zn(C ₂ H ₅)-C ₂ H ₅	219.2 ± 8.4	1
(CO) ₄ Co-Mn(CO) ₅	96 ± 12	1	Ni-C ₂ H ₂	193 ± 25	1	Cd-CH ₃	63.6 ± 10.0	1
(CO) ₄ Co-Re(CO) ₅	113 ± 15	1	Ni-C ₂ H ₄	147.3 ± 17.6	1	Cd(CH ₃)-CH ₃	234.3 ± 6.3	1
Co(CO) ₄ -H	278	1	Ni-propyne	155 ± 21	1	Hg-CH ₃	22.6 ± 12.6	1
Co(CO) ₃ (PPh ₃)-H	272	1	Ni-2-butyne	121 ± 21	1	Hg(CH ₃)-CH ₃	239.3 ± 6.3	1
(CO) ₃ HCo-CO	~54	1	Pd-OH	213	1	ClHg-CH ₃	280.0 ± 12.6	1
(η ⁵ -C ₅ H ₅)Co(CO)-CO	184.3 ± 4.8	1	<i>trans</i> -Pt(PPh ₃) ₂ (Cl)-H	307 ± 37	1	BrHg-CH ₃	270 ± 38	1
Co-CH ₂	331 ± 38	1	[Ph ₂ PCH ₂] ₂ MePt-H	104.6	1	IHg-CH ₃	258.6 ± 12.6	1
Co-CH ₃	178 ± 8	1	[Ph ₂ PCH ₂] ₂ MePt-OH	167.4	1	(10.13) Group 13		
cobalamin-CH ₃	150.6	1	[Ph ₂ PCH ₂] ₂ MePt-SH	90.0	1	H ₃ B-BH ₃	172	1
cobinamide-iC ₄ H ₉	104	1	Pt(η ⁵ -C ₅ H ₅)(CH ₃) ₂ -CH ₃	163 ± 21	1	H ₃ B-NH ₃	130.1 ± 4.2	1
Co-C bonds in B ₁₂	123.8 ± 6.3	1	<i>cis</i> -Pt(PEt ₃) ₂ (CH ₃)-CH ₃	269 ± 13	1	(CH ₃) ₃ B-NH ₃	57.7 ± 1.3	1
Cl(CO) ₂ Rh-Rh(CO) ₂ Cl	94.6	1	(10.11) Group 11			F ₃ B-N(CH ₃) ₃	130 ± 4.6	1
HRh(m-xylyl)Rh-H	255.6 ± 1.7	1	Cu-OH	>406	1	Cl ₃ B-N(CH ₃) ₃	127.6	1
(PiPr ₃) ₂ (Cl)Rh-H ₂	136.0	1	Cu-CO	25 ± 5	1	F ₂ B-CH ₃	397 - 418	1
(PiPr ₃) ₂ (Cl)Rh-N ₂	69.0	1	Cu-CH ₃	223 ± 5	1	Al-OH	547 ± 13	1
(PiPr ₃) ₂ (Cl)Rh-CO	201.7	1	Cu-NH ₃	47 ± 15	1	Al-C ₂ H ₂	>54	1
HRh(m-xylyl)Rh-CH ₂ OH	195.4 ± 7.5	1	Cu(NH ₃)-NH ₃	83.7 ± 4.2	1	Cl ₃ Al-N(CH ₃) ₃	198.7 ± 8.4	1
Ir(Cl)(CO)(PMe ₃) ₂ -H	251	1	Cu-C ₆ H ₆	16.4 ± 12.5	1	(CH ₃) ₃ Al-N(CH ₃) ₃	130	1
Ir(H)(η ⁵ -C ₅ Me ₅)(PMe ₃)-H	310.5 ± 21	1	Cu(C ₆ H ₆)-C ₆ H ₆	27.0 ± 19.3	1	(CH ₃) ₃ Al-O(CH ₃) ₂	92	1
Ir(Cl)(H)(CO)(PEt ₃) ₂ -H	243.1	1	Ag-CH ₃	134.1 ± 6.8	1	CH ₃ Ga-GaH ₃	59 ± 16	7
Ir(Cl)(H)(CO)(PPh ₃) ₂ -H	246.9	1	Ag-NH ₃	8 ± 13	1	(CH ₃) ₃ Ga-O(C ₂ H ₅) ₂	50.6 ± 0.8	1
(Cl)(CO)(PPh ₃) ₂ Ir-H ₂	62.8	1	Ag(NH ₃)-NH ₃	62.8 ± 4.2	1	Cl ₃ Ga-S(C ₂ H ₅) ₂	235.1	1
(Cl)(CO)(PPh ₃) ₂ Ir-CO	45.2	1	Au-OH	>262	1	In-CH ₃	216.3	1
Ir(H)(η ⁵ -C ₅ Me ₅)(PMe ₃)-C ₆ H ₅	321	1	Au-NH ₃	76 ± 6	1	In(CH ₃) ₁ -CH ₃	318.8	1
(10.10) Group 10			Au-CH ₃	≥191.6	1	In(CH ₃) ₂ -CH ₃	587.4	1
Ni-H ₂ O	~29	1	Au-C ₆ H ₆	8.4	1	(CH ₃) ₃ In-N(CH ₃) ₃	83.3 ± 2.1	1
			(10.12) Group 12			Tl-OH	330 ± 30	1
			Zn-CH ₃	70 ± 10	1			

References

- Luo, Y. R. *Comprehensive Handbook of Chemical Bond Energies*, CRC Press, Boca Raton, FL, 2007.
- Shuman, N. S., Ochieng, M. A., Sztáray, B., and Baer, T., *J. Phys. Chem. A* 112, 5647, 2008.
- Seetula, J. A., and Eskola, A. J., *Chem. Phys.* 351, 141, 2008.
- Golden, D. M., *Int. J. Chem. Kinet.* 41, 573, 2009.
- Shuman, N. S., Spencer, A. P., and Baer, T., *J. Phys. Chem. A* 113, 9458, 2009.
- Villano, S. M., Eyet, N., Wren, S. W., Ellison, G. B., Bierbaum, V. M., and Lineberger, W. C., *J. Phys. Chem. A* 114, 191, 2010.
- Downs, A. J., Greene, T. M., Johnsen, E., Pulham, C. R., Robertson, H. E., and Wann, D. A., *Dalton Trans.* 39, 5637, 2010.
- Villano, S. M., Eyet, N., Wren, S. W., Ellison, G. B., Bierbaum, V. M., and Lineberger, W. C., *Eur. J. Mass Spectrom.* 16, 255, 2010.
- Bodi, A., Kercher, J. P., Bond, C., Meteesatien, P., Sztáray, B., and Baer, T., *J. Phys. Chem. A* 110, 13425, 2006. Derived from heats of formation of compounds.
- Stevens, W. R., Bodi, A., and Baer, T., *J. Phys. Chem. A* 114, 11285, 2010. Derived from heats of formation of compounds.
- Da'valos, J. Z., Herrero, R., Shuman, N. S., and Baer, T., *J. Phys. Chem. A* 115, 402, 2011.
- Stevens, W. R., Ruscic, B., and Baer, T., *J. Phys. Chem. A* 114, 13134, 2010.
- Bodi, A., Shuman, N. S., and Baer, T., *Phys. Chem. Chem. Phys.* 11, 11013, 2009.
- Rissanen, M. P., Amedro, D., Krasnoperov, L., Marshall, P., and Timonen, R. S., *J. Phys. Chem. A* 117, 793, 2013.
- Borkar, S., Sztáray, B., and Bodi, A., *Int. J. Mass Spectrom.* 330-332, 100, 2012. Derived from heats of formation of compounds.
- Ruscic, B., Active Thermochemical Table, <http://atct.anl.gov/index.html>, Dec. 16, 2010.
- Harvey, J., Tuckett, R. P., and Bodi, A., *J. Phys. Chem. A* 116, 9696, 2012. Derived from heats of formation of compounds.

TABLE 4. Enthalpies of Formation of Free Radicals and Other Transient SpeciesReference: Lou, Y. R., *Comprehensive Handbook of Chemical Bond Energies*, CRC Press, Boca Raton, FL, 2007.

Radical	$\Delta_f H_{298}^\circ / \text{kJ mol}^{-1}$	Ref.	Radical	$\Delta_f H_{298}^\circ / \text{kJ mol}^{-1}$	Ref.
(1) Carbon-Centered Species					
CH	595.8 ± 0.6	1	$\cdot\text{C}_5\text{H}_9, \text{CH}_2=\text{CHC}(\text{CH}_3)_2$	87.0 ± 8.4	1
CH ₂ (triplet)	391.2 ± 1.6	1	$\cdot\text{C}_5\text{H}_9, \text{CH}_2=\text{C}(\text{CH}_3)\text{C}^*\text{H}(\text{CH}_3)$	93.7	1
CH ₂ (singlet)	428.8 ± 1.6	1	$\cdot\text{C}_5\text{H}_9, \text{CH}_2=\text{C}(\text{C}^*\text{H}_2)\text{CH}_2\text{CH}_3$	114.2	1
$\cdot\text{CH}_3$, methyl	146.7 ± 0.3	1	$\cdot\text{C}_5\text{H}_9, \text{CH}_2=\text{CH}(\text{CH}_2)_2\text{C}^*\text{H}_2$	179.5	1
$\cdot\text{C}_2\text{H}$, acetynyl, $\text{CH}\equiv\text{C}^*$	567.4 ± 2.1	1	$\text{nC}_5\text{H}_{11}^*, \text{CH}_3\text{CH}_2\text{CH}_2\text{CH}_2\text{C}^*\text{H}_2$	54.4	1
$\cdot\text{C}_2\text{H}_2$, vinylidene $\text{CH}_2=\text{C}^*$	419.7 ± 16.7	1	$\cdot\text{C}_5\text{H}_{11}, (\text{C}_2\text{H}_5)_2\text{C}^*\text{H}$	47.0	1
$\cdot\text{C}_2\text{H}_3$, vinyl, $\text{CH}_2=\text{C}^*\text{H}$	299.6 ± 3.3	1	$\cdot\text{C}_5\text{H}_{11}, (\text{nC}_3\text{H}_7)(\text{CH}_3)\text{C}^*\text{H}$	50.2	1
$\cdot\text{C}_2\text{H}_5$, ethyl, $\text{CH}_3\text{C}^*\text{H}_2$	118.8 ± 1.3	1	$\cdot\text{C}_5\text{H}_{11}, (\text{CH}_3)_3\text{C}^*\text{CH}_2$	36.4 ± 8.4	1
$\cdot\text{C}_3\text{H}_3$, propargyl, $\text{CH}\equiv\text{CC}^*\text{H}_2$	351.9	2	$\cdot\text{C}_5\text{H}_{11}, (\text{C}_2\text{H}_5)(\text{CH}_3)_2\text{C}^*$	29	1
$\cdot\text{C}_3\text{H}_3, \text{CH}_3\text{C}\equiv\text{C}^*$	515 ± 13	1	$\cdot\text{C}_6\text{H}_5$, phenyl	337.3 ± 30.6	11
$\cdot\text{C}_3\text{H}_3, \text{CH}_2=\text{C}=\text{CH}^* \leftrightarrow \text{CH}\equiv\text{CC}^*\text{H}_2$	351.9	2	$\cdot\text{C}_6\text{H}_7$, cyclohexa-1,3-dien-5-yl	199.2	1
$\cdot\text{C}_3\text{H}_3$, cyclopro-2-en-1-yl	497.5 ± 16.7	15	$\cdot\text{C}_6\text{H}_7$, cyclohexa-1,4-dien-3-yl	208.0 ± 3.9	5
$\cdot\text{C}_3\text{H}_5$, allyl, $\text{CH}_2=\text{CHC}^*\text{H}_2$	171.0 ± 3.0	1	$\cdot\text{C}_6\text{H}_9, \text{CH}_3\text{C}\equiv\text{CC}^*(\text{CH}_3)_2$	221.8 ± 9.2	1
$\cdot\text{C}_3\text{H}_5, \text{CH}_3\text{CH}=\text{C}^*\text{H}$	267 ± 6	1	$\cdot\text{C}_6\text{H}_9, (\text{CH}_2=\text{CH})_2\text{C}^*(\text{CH}_3)$	193.7	1
$\cdot\text{C}_3\text{H}_5, \text{CH}_3\text{C}^*=\text{CH}_2$	231.4	1	$\cdot\text{C}_6\text{H}_9$, cyclohexa-1-en-3-yl	119.7	1
$\cdot\text{C}_3\text{H}_5$, cyclopropyl	279.9 ± 10.5	1	$\cdot\text{C}_6\text{H}_{11}, \text{CH}_2=\text{CH}(\text{CH}_2)_3\text{C}^*\text{H}_2$	158.6	1
$\text{n-C}_3\text{H}_7^*, \text{n-propyl}, \text{CH}_3\text{CH}_2\text{C}^*\text{H}_2$	100 ± 2	1	$\cdot\text{C}_6\text{H}_{11}, \text{CH}_2=\text{CHC}^*\text{H}(\text{CH}_2)_2\text{CH}_3$	89.0	1
$\text{i-C}_3\text{H}_7^*, \text{i-propyl}, \text{CH}_3\text{C}^*\text{HCH}_3$	88 ± 3	1	$\cdot\text{C}_6\text{H}_{11}, \text{CH}_2=\text{C}(\text{CH}_3)\text{C}^*(\text{CH}_3)_2$	37.7 ± 6.3	1
$\cdot\text{n-C}_4\text{H}_3, \text{CH}\equiv\text{CCH}=\text{C}^*\text{H}$	547.3	1	$\cdot\text{C}_6\text{H}_{11}, (\text{CH}_3)_2\text{C}=\text{C}(\text{CH}_3)\text{C}^*\text{H}_2$	39.7 ± 6.3	1
$\cdot\text{i-C}_4\text{H}_3, \text{CH}_2=\text{C}^*\text{C}\equiv\text{CH}$	499.2	1	$\cdot\text{C}_6\text{H}_{11}, (\text{CH}_3)_2\text{C}=\text{CHC}^*\text{H}(\text{CH}_3)$	47.3	1
$\cdot\text{C}_4\text{H}_5, \text{CH}_3\text{C}\equiv\text{CC}^*\text{H}_2$	304.5	1	$\cdot\text{C}_6\text{H}_{11}, (\text{Z})-\text{CH}_3\text{CH}=\text{CHC}^*(\text{CH}_3)_2$	54.4	1
$\cdot\text{C}_4\text{H}_5, \text{CH}=\text{CC}^*\text{HCH}_3$	316.5	1	$\cdot\text{C}_6\text{H}_{11}$, cyclohexyl	75.3 ± 6.3	1
$\cdot\text{C}_4\text{H}_5, \text{CH}=\text{CHCHCH}_2$	364.4	1	$\text{nC}_6\text{H}_{13}^*, \text{CH}_3\text{CH}_2\text{CH}_2\text{CH}_2\text{CH}_2\text{C}^*\text{H}_2$	33.5	1
$\cdot\text{C}_4\text{H}_5, \text{CH}_2=\text{CHC}^*\text{CH}_2$	313.3	1	$\cdot\text{C}_6\text{H}_{13}, (\text{nC}_4\text{H}_9)(\text{CH}_3)\text{C}^*\text{H}$	29.3	1
$\cdot\text{C}_4\text{H}_7, \text{CH}_3\text{CH}=\text{CHC}^*\text{H}_2$	146 ± 8	1	$\cdot\text{C}_6\text{H}_{13}, 2\text{-methyl-2-pentyl}$	3.3 ± 8.4	1
$\cdot\text{C}_4\text{H}_7, \text{CH}_2=\text{CHCH}_2\text{C}^*\text{H}_2$	192.5	1	$\cdot\text{C}_6\text{H}_{13}, 3\text{-methyl-3-pentyl}$	14.2	1
$\cdot\text{C}_4\text{H}_7, \text{CH}_2=\text{C}(\text{CH}_3)\text{C}^*\text{H}_2$	137.9	1	$\cdot\text{C}_6\text{H}_{13}, 2,3\text{-dimethyl-2-butyl}$	3.1 ± 10	1
$\cdot\text{C}_4\text{H}_7, \text{CH}_2=\text{CHC}^*\text{HCH}_3$	136.2	1	$\cdot\text{C}_7\text{H}_3, (\text{CH}\equiv\text{C})_3\text{C}^*$	784.5	1
$\cdot\text{C}_4\text{H}_7$, cyclopropylmethyl	213.8 ± 6.7	1	$\cdot\text{C}_7\text{H}_7$, benzyl, $\text{C}_6\text{H}_5\text{C}^*\text{H}_2$	208.0 ± 1.7	1
$\cdot\text{C}_4\text{H}_7$, cyclobutyl	219.2 ± 4.2	1	$\cdot\text{C}_7\text{H}_7$, quadricyclolan-5-yl	578.6 ± 5.4	1
$\text{n-C}_4\text{H}_9^*, \text{n-butyl}, \text{CH}_3\text{CH}_2\text{CH}_2\text{C}^*\text{H}_2$	77.8 ± 2.1	1	$\cdot\text{C}_7\text{H}_7$, quadricyclolan-4-yl	587.4 ± 5.4	1
$\text{i-C}_4\text{H}_9^*, \text{i-butyl}, (\text{CH}_3)_2\text{CHC}^*\text{H}_2$	70 ± 4	1	$\cdot\text{C}_7\text{H}_7$, norborna-2,5-dien-7-yl	511.7 ± 7.9	1
$\text{s-C}_4\text{H}_9^*, \text{s-butyl}, \text{CH}_3\text{C}^*\text{HCH}_2\text{CH}_3$	67.8 ± 2.1	1	$\cdot\text{C}_7\text{H}_7$, cyclohepta-1,3,5-trien-7-yl	285.3 ± 12.6	1
$\text{t-C}_4\text{H}_9^*, \text{t-butyl}, (\text{CH}_3)_3\text{C}^*$	48 ± 3	1	$\cdot\text{C}_7\text{H}_9, \text{CH}_2=\text{CH}(\text{CH}=\text{CH})_2\text{CC}^*\text{H}_2$	251.0	1
$\cdot\text{C}_5\text{H}_3, \text{CH}\equiv\text{C}-\text{C}\equiv\text{CC}^*\text{H}_2$	579.1	1	$\cdot\text{C}_7\text{H}_9, (\text{CH}_2=\text{CH})_3\text{C}^*$	274.0	1
$\cdot\text{C}_5\text{H}_3, (\text{CH}\equiv\text{C})_2\text{C}^*\text{H}$	573.2	1	$\cdot\text{C}_7\text{H}_{11}$, norborn-1-yl	136.4 ± 10.5	1
$\cdot\text{C}_5\text{H}_5, \text{CH}_2=\text{CHC}\equiv\text{CC}^*\text{H}_2$	351.5	1	$\cdot\text{C}_7\text{H}_{11}$, cycloheptenyl	119.2	1
$\cdot\text{C}_5\text{H}_5, \text{CH}_2=\text{CH}-\text{C}^*\text{H}-\text{C}\equiv\text{CH}$	372.4	1	$\cdot\text{C}_7\text{H}_{13}$, cycloheptyl	50.6 ± 4.2	1
$\cdot\text{C}_5\text{H}_5$, cyclopenta-1,3-dien-5-yl	274.1 ± 7.3	1	$\cdot\text{C}_7\text{H}_{13}$, cyclo-[$\text{C}^*(\text{CH}_3)(\text{CH}_2)_5$]	22.6	1
$\cdot\text{C}_5\text{H}_7, \text{CH}_3\text{C}\equiv\text{CC}^*\text{HCH}_3$	272.8 ± 9.2	1	$\cdot\text{C}_7\text{H}_{13}$, cyclo-[$\text{C}^*(\text{CH}_2\text{CH}_3)(\text{CH}_2)_4$]	47.0	1
$\cdot\text{C}_5\text{H}_7, \text{CH}\equiv\text{CC}^*\text{HC}_2\text{H}_5$	277.0 ± 8.4	1	$\cdot\text{C}_7\text{H}_{15}, (\text{nC}_5\text{H}_{11})(\text{CH}_3)\text{CH}^*$	8.4	1
$\cdot\text{C}_5\text{H}_7, \text{CH}\equiv\text{CC}^*(\text{CH}_3)_2$	257.3 ± 9.2	1	$\cdot\text{C}_7\text{H}_{15}, (\text{CH}_3)_2\text{CHCHC}^*(\text{CH}_3)_2$	-21.8 ± 5.2	1
$\cdot\text{C}_5\text{H}_7, \text{CH}_2=\text{CHCH}=\text{CHC}^*\text{H}_2$	205.0 ± 12.6	1	$\cdot\text{C}_8\text{H}_7$, cubyl	831.0 ± 16.7	1
$\cdot\text{C}_5\text{H}_7, (\text{CH}_2=\text{CH})_2\text{C}^*\text{H}$	208.0 ± 4.2	1	$\cdot\text{C}_8\text{H}_7, \text{C}_6\text{H}_5\text{C}^*=\text{CH}_2$	309.6	1
$\cdot\text{C}_5\text{H}_7, \text{CH}_3\text{CH}=\text{C}=\text{CHC}^*\text{H}_2$	278.0	1	$\cdot\text{C}_8\text{H}_7, \text{C}_6\text{H}_5\text{CH}=\text{CH}^*$	387.0	1
$\cdot\text{C}_5\text{H}_7$, spiropentyl	380.7 ± 4.2	1	$\cdot\text{C}_8\text{H}_9, \text{C}_6\text{H}_5\text{C}^*\text{H}(\text{CH}_3)$	175.7 ± 7.5	1
$\cdot\text{C}_5\text{H}_7$, cyclopent-1-en-3-yl	160.7 ± 4.2	1	$\cdot\text{C}_8\text{H}_9, \text{C}_6\text{H}_5\text{CH}_2\text{C}^*\text{H}_2$	236.0 ± 7.5	1
$\cdot\text{C}_5\text{H}_9$, cyclopentyl	105.9 ± 4.2	1	$\cdot\text{C}_8\text{H}_9$, p- $\text{CH}_3\text{C}_6\text{H}_4\text{C}^*\text{H}_2$	167.4	1
$\cdot\text{C}_5\text{H}_9, \text{CH}_2=\text{CHC}^*\text{HCH}_2\text{CH}_3$	109.6 ± 8.4	1	$\cdot\text{C}_8\text{H}_9$, m- $\text{CH}_3\text{C}_6\text{H}_4\text{C}^*\text{H}_2$	167.4	1
$\cdot\text{C}_5\text{H}_9, \text{CH}_3\text{CH}=\text{CHC}^*\text{H}(\text{CH}_3)$	92	1	$\cdot\text{C}_8\text{H}_9$, o- $\text{CH}_3\text{C}_6\text{H}_4\text{C}^*\text{H}_2$	167.4	1
$\cdot\text{C}_5\text{H}_9, \text{CH}_3\text{CH}=\text{C}(\text{CH}_3)\text{C}^*\text{H}_2$	92.0	1	$\cdot\text{C}_8\text{H}_9$, 1-vinyl-cyclohexa-2,4-dienyl	247.7 ± 14.2	1
			$\cdot\text{C}_8\text{H}_9$, 2-vinyl-cyclohexa-2,4-dienyl	249.8 ± 14.2	1
			$\cdot\text{C}_8\text{H}_9$, 3-vinyl-cyclohexa-2,4-dienyl	269.4 ± 14.2	1

Radical	$\Delta_f H^\circ / \text{kJ mol}^{-1}$	Ref.	Radical	$\Delta_f H^\circ / \text{kJ mol}^{-1}$	Ref.
$\cdot\text{C}_8\text{H}_9$, 6-vinyl-cyclohexa-2,4-dienyl	284.5 \pm 14.2	1	$\cdot\text{CClF}_2$	-279.0 \pm 8.4	1
$\cdot\text{C}_8\text{H}_{13}$, $\text{CH}_2=\text{CHCH}=\text{CHC}\cdot\text{H}(\text{CH}_2)_2\text{CH}_3$	130.5	1	$\cdot\text{CCl}_2\text{F}$	-89.0 \pm 8.4	1
$\cdot\text{C}_8\text{H}_{13}$, $\text{CH}_2=\text{CHC}\cdot\text{H}(\text{CH}_2)_3\text{CH}=\text{CH}_2$	130.5	1	$\cdot\text{CBrClF}$	-35.5 \pm 6.3	1
$\cdot\text{C}_8\text{H}_{13}$, bicyclooct-1-yl	92.0	1	$\cdot\text{CHClF}$	-60.7 \pm 10.0	1
$\cdot\text{C}_8\text{H}_{15}$, $\text{CH}_2=\text{CHC}\cdot\text{H}(\text{CH}_2)_4\text{CH}_3$	49.8	1	$\cdot\text{CBrF}_2$	-224.7 \pm 12.6	1
$\cdot\text{C}_8\text{H}_{15}$, (E)- $\text{CH}_3\text{CH}=\text{C}\cdot(\text{CH}_2)_4\text{CH}_3$	29.7	1	$\cdot\text{CCl}_3$	71.1 \pm 2.5	1
$\cdot\text{C}_8\text{H}_{15}$, (Z)- $(\text{CH}_3)_2\text{C}\cdot\text{CH}=\text{CHCH}(\text{CH}_3)_2$	9.2	1	$\cdot\text{CHCl}_2$	87.1 \pm 1.6	1
$\cdot\text{C}_8\text{H}_{15}$, cyclooctanyl	59.4	1	$\cdot\text{CH}_2\text{Cl}$	117.2 \pm 2.9	1
$\cdot\text{C}_8\text{H}_{15}$, cyclo- $[\text{C}\cdot(\text{CH}_2\text{CH}_3)(\text{CH}_2)_5]$	10.0	1	$\cdot\text{CHBrCl}$	140 \pm 4	1
$\cdot\text{C}_9\text{H}_7$, indenyl	297.1	1	$\cdot\text{CHBr}_2$	199.1 \pm 2.7	3
$\cdot\text{C}_9\text{H}_9$, indanyl-1	204.2 \pm 8.4	1	$\cdot\text{CBr}_2\text{Cl}$	163 \pm 8	1
$\cdot\text{C}_9\text{H}_{11}$, 2,6-dimethylbenzyl	124.7	1	$\cdot\text{CBrCl}_2$	124 \pm 8	1
$\cdot\text{C}_9\text{H}_{11}$, 3,6-dimethylbenzyl	124.7	1	$\cdot\text{CBr}_3$	214.8	1
$\cdot\text{C}_9\text{H}_{11}$, 3,5-dimethylbenzyl	124.7	1	$\cdot\text{CH}_2\text{Br}$	171.1 \pm 2.7	1
$\cdot\text{C}_9\text{H}_{11}$, $\text{C}_6\text{H}_5\text{C}\cdot(\text{CH}_3)_2$	133.9 \pm 4.2	1	$\cdot\text{Cl}_3$	424.9 \pm 2.8	1
$\cdot\text{C}_9\text{H}_{11}$, o- $\text{C}_6\text{H}_4\text{C}_2\text{H}_5$	279.5 \pm 7.5	1	$\cdot\text{CHI}_2$	314.4 \pm 3.3	1
$\cdot\text{C}_9\text{H}_{17}$, cyclononanyl	52.3	1	$\cdot\text{CH}_2\text{I}$	229.7 \pm 8.4	1
$\cdot\text{C}_{10}\text{H}_7$, naphth-1-yl	401.7 \pm 5.4	1	$\cdot\text{C}_2\text{F}_3\text{FC}\equiv\text{C}\cdot$	460.0 \pm 21.0	1
$\cdot\text{C}_{10}\text{H}_7$, naphth-2-yl	400.4 \pm 5.9	1	$\cdot\text{C}_2\text{Cl}$, $\text{ClC}\equiv\text{C}\cdot$	568 \pm 26	1
$\cdot\text{C}_{10}\text{H}_{11}$, tetralin-1-yl	154.8 \pm 5.0	1	$\cdot\text{C}_2\text{F}_3$, $\text{CF}_2=\text{C}\cdot\text{F}$	-192.0 \pm 8.4	1
$\cdot\text{C}_{10}\text{H}_{13}$, 1-phenyl-but-4-yl	192.0	1	$\cdot\text{C}_2\text{F}_2\text{H}$, $\text{CF}_2=\text{C}\cdot\text{H}$	-92.9 \pm 8.4	1
$\cdot\text{C}_{10}\text{H}_{13}$, $(\text{C}_6\text{H}_5\text{CH}_2)(\text{C}_2\text{H}_5)\text{C}\cdot\text{H}$	184.5	1	$\cdot\text{C}_2\text{F}_2\text{H}$, $\text{CHF}=\text{C}\cdot\text{F}$	-50.6 \pm 8.4	1
$\cdot\text{C}_{10}\text{H}_{13}$, $(\text{C}_6\text{H}_5\text{CH}_2\text{CH}_2)(\text{CH}_3)\text{C}\cdot\text{H}$	184.5	1	$\cdot\text{CCl}_2\text{H}$, $\text{CHCl}=\text{C}\cdot\text{Cl}$	234.7 \pm 8.4	1
$\cdot\text{C}_{10}\text{H}_{13}$, $(\text{C}_6\text{H}_5\text{C}\cdot\text{HCH}_2\text{CH}_2\text{CH}_3$	134.7	1	$\cdot\text{CClH}_2$, $\text{CH}_2=\text{C}\cdot\text{Cl}$	>251	1
$\cdot\text{C}_{10}\text{H}_{15}$, 1-adamantyl	51.5	1	$\cdot\text{C}_2\text{F}_5$, $\text{CF}_3\text{C}\cdot\text{F}_2$	-892.9 \pm 4.2	1
$\cdot\text{C}_{10}\text{H}_{15}$, 2-adamantyl	61.9	1	$\cdot\text{C}_2\text{HF}_4$, $\text{CF}_3\text{C}\cdot\text{HF}$	-680.8 \pm 9.6	1
$\cdot\text{C}_{10}\text{H}_{19}$, cyclodecanyl	32.2	1	$\cdot\text{C}_2\text{HF}_4$, $\text{CHF}_2\text{C}\cdot\text{F}_2$	-664.8	1
$\cdot\text{C}_{11}\text{H}_9$, 1-naphthylmethyl	252.7	1	$\cdot\text{C}_2\text{H}_2\text{F}_3$, $\text{CF}_3\text{C}\cdot\text{H}_2$	-517.1 \pm 8.4	1
$\cdot\text{C}_{11}\text{H}_{21}$, cycloundecanyl	7.5	1	$\cdot\text{C}_2\text{H}_2\text{F}_3$, $\text{CHF}_2\text{C}\cdot\text{HF}$	-456.0	1
$\cdot\text{C}_{12}\text{H}_{23}$, cyclododecanyl	-38.5	1	$\cdot\text{C}_2\text{H}_2\text{F}_3$, $\text{CH}_2\text{FC}\cdot\text{F}_2$	-449.8	1
$\cdot\text{C}_{13}\text{H}_9$, 9-fluorenyl	297.5	1	$\cdot\text{C}_2\text{H}_2\text{F}_2\text{Cl}$, $\text{CF}_2\text{ClC}\cdot\text{H}_2$	-310.9 \pm 7.0	1
$\cdot\text{C}_{13}\text{H}_{11}$, $(\text{C}_6\text{H}_5)_2\text{C}\cdot\text{H}$	302.1 \pm 4.2	1	$\cdot\text{C}_2\text{H}_3\text{F}_2$, $\text{CH}_3\text{C}\cdot\text{F}_2$	-302.5 \pm 8.4	1
$\cdot\text{C}_{13}\text{H}_{11}$, 9-methyl-9-fluorenyl	268.2	1	$\cdot\text{C}_2\text{H}_3\text{F}_2$, $\text{CHF}_2\text{C}\cdot\text{H}_2$	-285.8	1
$\cdot\text{C}_{14}\text{H}_{11}$, 9,10-dihydroanthracen-9-yl	261.0	1	$\cdot\text{C}_2\text{H}_3\text{F}_2$, $\text{CH}_2\text{FC}\cdot\text{HF}$	-238.5	1
$\cdot\text{C}_{15}\text{H}_{11}$, 9-anthracenylmethyl	337.6	1	$\cdot\text{C}_2\text{H}_4\text{F}$, $\text{CH}_3\text{C}\cdot\text{HF}$	-70.3 \pm 8.4	1
$\cdot\text{C}_{15}\text{H}_{11}$, 9-phenanthrenylmethyl	311.3	1	$\cdot\text{C}_2\text{H}_4\text{F}$, $\text{CH}_2\text{FC}\cdot\text{H}_2$	-59.4 \pm 8.4	1
$\cdot\text{C}_{16}\text{H}_{31}$, $\text{CH}_2=\text{CHC}\cdot\text{H}(\text{CH}_2)_{12}\text{CH}_3$	-118.8	1	$\cdot\text{C}_2\text{H}_2\text{F}_2\text{Cl}$, $\text{CF}_2\text{ClC}\cdot\text{H}_2$	-315.2 \pm 6	1
$\cdot\text{C}_{19}\text{H}_{15}$, trityl, $(\text{C}_6\text{H}_5)_3\text{C}\cdot$	392.0 \pm 8.4	1	$\cdot\text{C}_2\text{F}_4\text{Cl}$, $\text{CF}_2\text{ClC}\cdot\text{F}_2$	-686.0	1
$\cdot\text{C}_{35}\text{H}_{25}$, pentamethylcyclopentadienyl	67.4	1	$\cdot\text{C}_2\text{HF}_3\text{Cl}$, $\text{CClF}_2\text{C}\cdot\text{HF}$	-450.6 \pm 12.6	1
CF	243.9 \pm 3.9	13	$\cdot\text{C}_2\text{F}_4\text{Cl}$, $\text{CF}_3\text{C}\cdot\text{FCl}$	-728.0	1
CF ₂	-199.2 \pm 5.6	12	$\cdot\text{C}_2\text{F}_3\text{Cl}_2$, $\text{CF}_3\text{C}\cdot\text{Cl}_2$	-564.0	1
FC \cdot (O)	-161.2 \pm 8.4	1	$\cdot\text{C}_2\text{F}_3\text{ClBr}$, $\text{CF}_3\text{C}\cdot\text{ClBr}$	-504.2 \pm 8.4	1
CHF	143.0 \pm 12.6	1	$\cdot\text{C}_2\text{Cl}$, $\text{ClC}\equiv\text{C}\cdot$	534 \pm 50	1
CClF	31.0 \pm 13.4	1	$\cdot\text{C}_2\text{Cl}_3$, $\text{CCl}_2=\text{C}\cdot\text{Cl}$	190 \pm 50	1
CCl	443.1 \pm 13.0	1	$\cdot\text{C}_2\text{Cl}_5$, $\text{CCl}_3\text{C}\cdot\text{Cl}_2$	35.1 \pm 5.4	1
CCl ₂	226	1	$\cdot\text{C}_2\text{HCl}_4$, $\text{CHCl}_2\text{C}\cdot\text{Cl}_2$	23.4 \pm 8.4	1
ClC \cdot (O)	-21.8 \pm 2.5	1	$\cdot\text{C}_2\text{HCl}_4$, $\text{CCl}_3\text{C}\cdot\text{HCl}$	51.0	1
CHCl	326.4 \pm 8.4	1	$\cdot\text{C}_2\text{H}_2\text{Cl}_3$, $\text{CH}_2\text{ClC}\cdot\text{Cl}_2$	26.4	1
CClBr	267	1	$\cdot\text{C}_2\text{H}_2\text{Cl}_3$, $\text{CHCl}_2\text{C}\cdot\text{HCl}$	46.4	1
CBr	510 \pm 63	1	$\cdot\text{C}_2\text{H}_2\text{Cl}_3$, $\text{CCl}_3\text{C}\cdot\text{H}_2$	71.5 \pm 8	1
CHBr	373 \pm 18	1	$\cdot\text{C}_2\text{H}_3\text{Cl}_2$, $\text{CH}_3\text{C}\cdot\text{Cl}_2$	42.5 \pm 1.7	1
CBr ₂	343.5	1	$\cdot\text{C}_2\text{H}_3\text{Cl}_2$, $\text{CH}_2\text{ClC}\cdot\text{ClH}$	65.3	1
Cl	570 \pm 35	1	$\cdot\text{C}_2\text{H}_3\text{Cl}_2$, $\text{CHCl}_2\text{C}\cdot\text{H}_2$	90.1 \pm 0.8	1
Cl ₂	468 \pm 60	1	$\cdot\text{C}_2\text{H}_4\text{Cl}$, $\text{CH}_3\text{C}\cdot\text{HCl}$	76.5 \pm 1.6	1
$\cdot\text{CF}_3$	-465.7 \pm 2.1	1	$\cdot\text{C}_2\text{H}_4\text{Cl}$, $\text{CH}_2\text{ClC}\cdot\text{H}_2$	93.0 \pm 2.4	1
$\cdot\text{CHF}_2$	-249.8 \pm 6.6	13	$\cdot\text{C}_2\text{H}_3\text{Br}_2$, $\text{CH}_3\text{C}\cdot\text{Br}_2$	140.2 \pm 5.4	1
$\cdot\text{CH}_2\text{F}$	-31.8 \pm 4.2	1	$\cdot\text{C}_2\text{H}_4\text{Br}$, $\text{BrCH}_2\text{C}\cdot\text{H}_2$	135.1	1

Radical	$\Delta_f H^\circ_{298}/\text{kJ mol}^{-1}$	Ref.
$\cdot\text{C}_2\text{H}_4\text{Br}$, $\text{CH}_3\text{C}\cdot\text{HBr}$	133.4 ± 3.4	3
$\cdot\text{C}_2\text{Br}$, $\text{CBrC}\cdot$	623.8	1
$\cdot\text{C}_2\text{Br}_3$, $\text{CBr}_2\text{C}\cdot\text{Br}$	385.3	1
$\cdot\text{C}_2\text{Br}_5$, $\text{CBr}_3\text{C}\cdot\text{Br}_2$	283.3	1
$\cdot\text{C}_3\text{H}_6\text{Cl}$, $\text{CH}_3\text{CH}_2\text{C}\cdot\text{HCl}$	56.6	1
$\cdot\text{C}_3\text{H}_6\text{Cl}$, $\text{CH}_3\text{C}\cdot\text{ClCH}_3$	29.9 ± 0.6	1
$\cdot\text{C}_3\text{H}_6\text{Br}$, $\text{C}\cdot\text{H}_2\text{CH}_2\text{CH}_2\text{Br}$	120.1 ± 1.3	1
$\cdot\text{C}_3\text{H}_6\text{Br}$, $\text{CH}_3\text{C}\cdot\text{HCH}_2\text{Br}$	96.7 ± 5.9	1
$\cdot\text{C}_3\text{H}_6\text{Br}$, $\text{CH}_3\text{CH}_2\text{C}\cdot\text{HBr}$	107.5 ± 2.5	1
$\cdot\text{C}_6\text{F}_5$	-547.7 ± 8.4	1
$\cdot\text{CH}_3\text{O}$, $\text{HOC}\cdot\text{H}_2$	-17.0 ± 0.7	1
$\cdot\text{CH}_2\text{ClO}$, $\text{HOC}\cdot\text{ClH}$	-60.7 ± 7.5	1
$\cdot\text{CHCl}_2\text{O}$, $\text{HOC}\cdot\text{Cl}_2$	-94.1 ± 7.5	1
$\cdot\text{CH}_2\text{ClO}$, $\text{ClOC}\cdot\text{H}_2$	135.6 ± 9.2	1
$\cdot\text{CH}_2\text{BrO}$, $\text{BrOC}\cdot\text{H}_2$	151 ± 16	1
$\cdot\text{C}_2\text{H}_3\text{O}$, $\text{C}\cdot\text{H}=\text{CHOH}$	121 ± 11	1
$\cdot\text{C}_2\text{H}_3\text{O}$, $\text{C}\cdot\text{H}_2\text{CHO}$	13.0 ± 2	1
$\cdot\text{C}_2\text{H}_5\text{O}$, $\text{CH}_3\text{C}\cdot\text{HOH}$	-54.0	1
$\cdot\text{C}_2\text{H}_4\text{ClO}$, $\text{CH}_3\text{C}\cdot\text{ClOH}$	-108.4 ± 8.8	1
$\cdot\text{C}_2\text{H}_4\text{ClO}$, $\text{C}\cdot\text{H}_2\text{CHClOH}$	-73.2 ± 8.8	1
$\cdot\text{C}_2\text{H}_3\text{Cl}_2\text{O}$, $\text{C}\cdot\text{H}_2\text{CCl}_2\text{OH}$	-99.6 ± 8.8	1
$\cdot\text{C}_2\text{H}_5\text{O}$, $\text{C}\cdot\text{H}_2\text{CH}_2\text{OH}$	-31 ± 7	1
$\cdot\text{C}_2\text{H}_3\text{O}$, oxiran-2-yl	149.8 ± 6.3	1
$\cdot\text{C}_3\text{H}_5\text{O}$, $\text{CH}_2=\text{CHC}\cdot\text{HOH}$	0 ± 8.4	1
$\cdot\text{C}_3\text{H}_7\text{O}$, $\text{CH}_3\text{CH}_2\text{C}\cdot\text{HOH}$	-81 ± 4	1
$\cdot\text{C}_3\text{H}_7\text{O}$, $(\text{CH}_3)_2\text{C}\cdot\text{HCH}_2\text{OH}$	-78.7 ± 8.4	1
$\cdot\text{C}_3\text{H}_7\text{O}$, $\text{HOCH}_2\text{CH}_2\text{C}\cdot\text{H}_2$	-66.9 ± 8.4	1
$\cdot\text{C}_3\text{H}_7\text{O}$, $(\text{CH}_3)_2\text{C}\cdot\text{OH}$	-96.4	1
$\cdot\text{C}_3\text{H}_7\text{O}$, $\cdot\text{CH}_2\text{CH}(\text{OH})\text{CH}_3$	-62.8 ± 11.7	1
$\cdot\text{C}_4\text{H}_9\text{O}$, $\cdot\text{CH}_2\text{C}(\text{OH})(\text{CH}_3)_2$	-147.3 ± 8.4	1
$\cdot\text{C}_2\text{H}_5\text{O}_3$, $\text{C}\cdot\text{H}_2\text{OCH}_2\text{OOH}$	109.6 ± 4.2	1
$\text{PhCH}\cdot\text{OH}$	29.3 ± 8.4	1
$\text{Ph}_2\text{C}\cdot\text{OH}$	152.3 ± 6.3	1
$\cdot\text{C}_2\text{H}_5\text{O}$, $\text{CH}_3\text{OC}\cdot\text{H}_2$	0 ± 4.2	1
$\cdot\text{C}_3\text{H}_7\text{O}$, $\text{CH}_3\text{OC}\cdot\text{HCH}_3$	-57.7 ± 8.4	1
$\cdot\text{C}_3\text{H}_7\text{O}$, $\text{CH}_3\text{CH}_2\text{OC}\cdot\text{H}_2$	-45.2 ± 8.4	1
$\cdot\text{C}_3\text{H}_7\text{O}$, $\text{C}\cdot\text{H}_2\text{CH}_2\text{OCH}_3$	-7.1 ± 4.2	1
$\cdot\text{C}_4\text{H}_9\text{O}$, $(\text{CH}_3)_2\text{CHOC}\cdot\text{H}_2$	-70.3 ± 7.1	1
$\cdot\text{C}_4\text{H}_9\text{O}$, $\text{CH}_3\text{CH}_2\text{OC}\cdot\text{HCH}_3$	-81.2 ± 4.2	1
$\cdot\text{C}_4\text{H}_9\text{O}$, $\text{C}\cdot\text{H}_2\text{CH}(\text{CH}_3)\text{OCH}_3$	-42.3 ± 3.8	1
$\cdot\text{C}_4\text{H}_9\text{O}$, $(\text{CH}_3)_2\text{C}\cdot\text{OCH}_3$	-72.4 ± 10	1
$\cdot\text{C}_5\text{H}_{11}\text{O}$, $(\text{CH}_3)_3\text{COC}\cdot\text{H}_2$	-102.5 ± 8.4	1
$\cdot\text{C}_2\text{H}_5\text{O}_2$, $\text{HOCH}_2\text{C}\cdot\text{HOH}$	-220.1 ± 8.4	1
$\text{C}\cdot\text{H}=\text{C}=\text{O}$, ketyl	177.5 ± 8.8	1
$\text{HC}\cdot(\text{O})$	42.5 ± 0.5	1
$\text{C}\cdot\text{CO}$	381.2 ± 2.1	1
$\text{CH}_3\text{C}\cdot(\text{O})$	-10.3 ± 1.8	1
$\text{CF}_3\text{C}\cdot(\text{O})$	-608.7	1
$\text{CH}_2\text{ClC}\cdot(\text{O})$	-21 ± 12.6	1
$\text{CHCl}_2\text{C}\cdot(\text{O})$	-17.6 ± 23	1
$\text{CCl}_3\text{C}\cdot(\text{O})$	-19.7	1
$\text{CH}_3\text{CH}_2\text{C}\cdot(\text{O})$	-31.7 ± 3.4	1
$\text{CH}_2\text{CHC}\cdot(\text{O})$	88.5	1
$\text{CH}_2\text{C}(\text{CH}_3)\text{C}\cdot(\text{O})$	58.6 ± 16.7	1
$\text{CH}_3\text{CH}_2\text{CH}_2\text{C}\cdot(\text{O})$	54.4 ± 4.2	1
$(\text{CH}_3)_2\text{CHC}\cdot(\text{O})$	-64.0 ± 3.8	1

Radical	$\Delta_f H^\circ_{298}/\text{kJ mol}^{-1}$	Ref.
$(\text{CH}_3)_3\text{CC}\cdot(\text{O})$	-102.9 ± 6.3	1
$\text{C}_6\text{H}_5\text{C}\cdot(\text{O})$	116.3 ± 10.9	1
$\text{HC}(\text{O})\text{CH}_2\cdot$	10.5 ± 9.2	1
$\text{ClC}(\text{O})\text{CH}_2\cdot$	-52.7 ± 13	1
$\text{E-C}\cdot\text{HClC}(\text{O})\text{H}$	-27.2 ± 10.5	1
$\text{Z-C}\cdot\text{HClC}(\text{O})\text{H}$	-23.4 ± 10.5	1
$\text{C}\cdot\text{Cl}_2\text{C}(\text{O})\text{H}$	-55.6 ± 14.2	1
$\text{E-C}\cdot\text{HClC}(\text{O})\text{Cl}$	-88.7 ± 15.1	1
$\text{C}\cdot\text{H}_2\text{C}(\text{O})\text{F}$	-273.0 ± 5.8	1
$\text{Z-C}\cdot\text{HClC}(\text{O})\text{Cl}$	-84.9 ± 13.8	1
$\text{C}\cdot\text{Cl}_2\text{C}(\text{O})\text{Cl}$	-101.7 ± 15.5	1
$\text{CH}_3\text{C}(\text{O})\text{CH}_2\cdot$	-34 ± 3	1
$\text{CH}_3\text{C}(\text{O})\text{C}\cdot\text{HCH}_3$	-70.3 ± 7.1	1
$\text{CH}_3\text{C}(\text{O})\text{C}\cdot=\text{CH}_2$	113.4	1
$\text{C}_2\text{H}_5\text{C}(\text{O})\text{C}\cdot\text{HCH}_3$	-107.5 ± 20.9	1
$\text{iPrC}(\text{O})\text{C}\cdot(\text{CH}_3)_2$	-173.6 ± 20.9	1
$\text{tC}_4\text{H}_9\text{C}(\text{O})\text{C}\cdot\text{H}_2$	-115.5 ± 12.6	1
$\text{PhC}(\text{O})\text{C}\cdot\text{H}_2$	84.5 ± 12.6	1
$\text{PhC}(\text{O})\text{C}\cdot\text{HCH}_3$	41.4 ± 20.9	1
$\text{PhC}\cdot\text{HC}(\text{O})\text{CH}_2\text{Ph}$	134.3 ± 20.9	1
$\text{PhC}(\text{O})\text{OC}\cdot\text{H}_2$	-69.9	1
$\cdot\text{C}(\text{O})\text{OH-trans}$	$\geq -194.6 \pm 2.9$	1
$\cdot\text{C}(\text{O})\text{OH-cis}$	-219.7	1
$\cdot\text{C}(\text{O})\text{OCH}_3$	-161.5	1
$\text{C}\cdot\text{H}_2\text{C}(\text{O})\text{OH}$	-248.9 ± 12.0	1
$\text{C}\cdot\text{H}(\text{CH}_3)\text{C}(\text{O})\text{OH}$	-293 ± 3	1
$\text{C}\cdot\text{H}_2\text{C}(\text{O})\text{OCH}_3$	-236.8 ± 8.4	1
$\text{C}\cdot\text{H}_2\text{C}(\text{O})\text{OCH}_2\text{CH}_3$	-260.2 ± 12.6	1
$\text{C}\cdot\text{H}_2\text{C}(\text{O})\text{OPh}$	-28.0	1
$\cdot\text{C}_4\text{H}_7\text{O}$, tetrahydrofuran-2-yl	-18.0 ± 6.3	1
$\cdot\text{C}_4\text{H}_8\text{O}$, cyclopentanone-2-yl	-41.8 ± 12.6	1
$\cdot\text{C}_4\text{H}_7\text{O}_2$, 1,4-dioxan-2-yl	-131.8 ± 12.6	1
$\cdot\text{C}_7\text{H}_5\text{O}_2$, 2-C(O)OH- $\cdot\text{C}_6\text{H}_4$	-33.0	1
$\cdot\text{C}_7\text{H}_5\text{O}_2$, 3-C(O)OH- $\cdot\text{C}_6\text{H}_4$	-35.0	1
$\cdot\text{C}_7\text{H}_5\text{O}_2$, 4-C(O)OH- $\cdot\text{C}_6\text{H}_4$	-36.0	1
$\cdot\text{CH}_3\text{O}_2$, $\text{C}\cdot\text{H}_2\text{OOH}$	66.1	1
$\cdot\text{C}_2\text{H}_5\text{O}_2$, $\text{C}\cdot\text{H}_2\text{CH}_2\text{OOH}$	46.0 ± 4.6	1
$\cdot\text{C}_2\text{H}_5\text{O}_2$, $\text{CH}_3\text{CH}\cdot\text{OOH}$	26.9	1
$\cdot\text{C}_3\text{H}_7\text{O}_2$, $\text{CH}_3\text{CH}\cdot\text{CH}_2\text{OOH}$	10.9 ± 5.4	1
$\cdot\text{C}_3\text{H}_7\text{O}_2$, $\text{C}\cdot\text{H}_2\text{CH}(\text{OOH})\text{CH}_3$	2.9 ± 6.3	1
$\cdot\text{C}_4\text{H}_9\text{O}_2$, $(\text{CH}_3)_2\text{C}\cdot\text{CH}_2\text{OOH}$	-30.1 ± 5.4	1
$\cdot\text{C}_4\text{H}_9\text{O}_2$, $\text{C}\cdot\text{H}_2\text{C}(\text{CH}_3)_2\text{OOH}$	-26.8 ± 5.4	1
$\cdot\text{C}_2\text{H}_3\text{O}_3$, $\text{C}\cdot\text{H}_2\text{C}(\text{O})\text{OOH}$	-137.9	1
$\cdot\text{CHN}_2$	494.5	1
$\cdot\text{CH}_2\text{N}=\text{CH}_2$	263.6 ± 12.6	1
$\cdot\text{CH}_2\text{NH}_2$	151.9 ± 8.4	1
$\text{CH}_3\text{C}\cdot\text{HNH}_2$	111.7 ± 8.4	1
$(\text{CH}_3)_2\text{C}\cdot\text{NH}_2$	69.9 ± 8.4	1
$\cdot\text{CH}_2\text{NHCH}_3$	156.6	1
$\cdot\text{CH}_2\text{N}(\text{CH}_3)_2$	148.0	1
$(\text{C}_2\text{H}_5)_2\text{NC}\cdot\text{HCH}_3$	68.6 ± 2.1	1
$\cdot\text{CH}_2\text{N}(\text{CH}_3)\text{Ph}$	266.0 ± 12.6	1
$\cdot\text{CN}$	439.3 ± 2.9	1
$\cdot\text{CH}_2\text{CN}$	252.6 ± 4	1
$\text{CH}_3\text{C}\cdot\text{HCN}$	226.7 ± 12.6	1

Radical	$\Delta_f H^\circ_{298} / \text{kJ mol}^{-1}$	Ref.	Radical	$\Delta_f H^\circ_{298} / \text{kJ mol}^{-1}$	Ref.
$\cdot\text{CH}_2\text{CH}_2\text{CN}$	245.4 \pm 12.6	1	$\cdot\text{CH}_2\text{SH}$	151.9 \pm 8.4	1
$(\text{CH}_3)_2\text{C}\cdot\text{CN}$	190.4 \pm 12.6	1	$\cdot\text{CH}_2\text{SCH}_3$	136.8 \pm 5.9	1
$\text{Ph}(\text{CH}_3)\text{C}\cdot\text{CN}$	248.5 \pm 8.4	1	$\cdot\text{CH}_2\text{SPh}$	268.6 \pm 12.6	1
$\text{NCC}\cdot\text{HCH}_2\text{CN}$	381.8 \pm 12.6	1	$\cdot\text{CH}_2\text{SOCH}_3$	23.8 \pm 12.6	1
$\cdot\text{CH}_2\text{NC}$	334.7 \pm 16.7	1	$\text{HOC}\cdot(\text{S})\text{S}$	110.5	1
$\cdot\text{C}(\text{O})\text{NC}$	210.0 \pm 10	1	$\cdot\text{CH}_2\text{SO}_2\text{CH}_3$	-177.0 \pm 12.6	1
$\cdot\text{C}(\text{O})\text{NH}_2$	-15.1 \pm 4	1	$\cdot\text{CH}_2\text{SO}_2\text{Ph}$	-57.3 \pm 12.6	1
$\text{C}\cdot\text{NN}$	569 \pm 21	1	$\text{PhC}\cdot\text{HSO}_2\text{CH}_3$	-109.2 \pm 12.6	1
$\text{HC}\cdot\text{NN}$	460 \pm 8	1	$\text{PhC}\cdot\text{HSO}_2\text{Ph}$	7 \pm 12.6	1
$\text{H}_2\text{C}\cdot\text{NN}$	292.5 \pm 2.1	1	$\text{Ph}_2\text{C}\cdot\text{SO}_2\text{Ph}$	102 \pm 12.6	1
$\cdot\text{CH}_2\text{NO}$	157 \pm 4	1	$\text{Ph}_2\text{C}\cdot\text{SPh}$	435.6 \pm 12.6	1
$\cdot\text{CH}_2\text{NO}_2$	115.1 \pm 12.6	1	$\text{NC}\cdot(\text{O})$	127.2	1
$\text{CH}_3\text{C}\cdot\text{HNO}_2$	61.9 \pm 12.6	1	$\cdot\text{CNH}$	207.9 \pm 12.1	1
$(\text{CH}_3)_2\text{C}\cdot\text{NO}_2$	6.3 \pm 12.6	1	$\cdot\text{CNO}$	323 \pm 30	1
$\text{PhC}\cdot\text{HNO}_2$	169.0 \pm 12.6	1	$\cdot\text{CH}_2\text{SiMe}_3$	-32 \pm 6	1
$\cdot\text{C}_6\text{H}_6\text{N}$, 3-NH ₂ -C ₆ H ₄	320.1	1	$\cdot\text{CH}_2\text{C}(\text{CH}_3)_2\text{SiMe}_3$	-125	1
$\cdot\text{C}_6\text{H}_6\text{N}$, 4-NH ₂ -C ₆ H ₄	327.8	1	$\cdot\text{CP}$	450 \pm 9	1
$\cdot\text{C}_6\text{H}_4\text{NO}_2$, 3-NO ₂ -C ₆ H ₄	340.6 \pm 10.0	1	(2) Oxygen-Centered Species		
$\cdot\text{C}_6\text{H}_4\text{NO}_2$, 4-NO ₂ -C ₆ H ₄	302.7	1	$\text{HO}\cdot$	37.50 \pm 0.03	14
$\cdot\text{C}_6\text{H}_4\text{CH}_3$, 2-Me-C ₆ H ₄	315.1 \pm 10.5	1	$\text{FO}\cdot$	109 \pm 10	1
$\cdot\text{C}_6\text{H}_4\text{CH}_3$, 4-Me-C ₆ H ₄	296.6 \pm 9.6	1	$\text{ClO}\cdot$	101.63 \pm 0.1	1
$\cdot\text{C}_6\text{H}_3\text{N}_2\text{O}_4$, 3,5-(NO ₂) ₂ -C ₆ H ₃	305.4	1	$\text{BrO}\cdot$	126.2 \pm 1.7	1
$\cdot\text{C}_7\text{H}_6\text{NO}_2$, 2-Me-4-NO ₂ -C ₆ H ₅	295.4 \pm 8.4	1	$\text{IO}\cdot$	115.9 \pm 5.0	1
$\cdot\text{C}_4\text{H}_3\text{N}$, pyrrol-2-yl	385.8	1	$\text{HOO}\cdot$	12.27 \pm 0.16	14
$\cdot\text{C}_4\text{H}_3\text{N}$, pyrrol-3-yl	385.8	1	$\text{FOO}\cdot$	25.4 \pm 2	1
$\cdot\text{C}_4\text{H}_8\text{N}$, pyrrolidin-2-yl	142.7 \pm 12.6	1	$\text{CLOO}\cdot$	98.0 \pm 4	1
$\cdot\text{C}_5\text{H}_4\text{N}$, pyrid-2-yl	362.0	1	$\text{BrOO}\cdot$	108 \pm 40	1
$\cdot\text{C}_5\text{H}_4\text{N}$, pyrid-3-yl	391.0	1	$\text{IOO}\cdot$	96.6 \pm 15	1
$\cdot\text{C}_5\text{H}_4\text{N}$, pyrid-4-yl	384.1 \pm 8.4	12	$\text{OFO}\cdot$	378.6 \pm 20	1
$\cdot\text{C}_4\text{H}_7\text{N}_2$, piperad-2-yl	119.7	1	$\text{OCIO}\cdot$	95.4	1
$\cdot\text{C}_4\text{H}_3\text{N}_2$, pyrazin-2-yl	428.0 \pm 2.5	12	$\text{ClOOCIO}\cdot$	142 \pm 12	1
$\cdot\text{C}_4\text{H}_3\text{N}_2$, pyrimid-2-yl	388.0 \pm 12.6	1	$\text{ClCICIO}\cdot$	90 \pm 30	1
$\cdot\text{C}_4\text{H}_3\text{N}_2$, pyrimid-3-yl	529.5 \pm 3.3	12	$\text{NCO}\cdot$	184.1	1
$\cdot\text{C}_4\text{H}_3\text{N}_2$, pyrimid-4-yl	409.0 \pm 12.6	1	$\text{CNO}\cdot$	386.6	1
$\cdot\text{C}_4\text{H}_3\text{N}_2$, pyrimid-5-yl	452.3 \pm 3.3	12	$\text{HONNO}\cdot$	172	1
$\text{C}_3\text{H}_2\text{N}_3$, pyrimid-5-yl	454.0 \pm 3.3	12	sym-ClO_3	217.2 \pm 21	1
$\cdot\text{CH}(\text{NO}_2)_2$	139.1	1	$\text{HSO}\cdot$	-21.8 \pm 2.1	1
$\cdot\text{C}(\text{NO}_2)_3$	201.2	1	$\text{HSOO}\cdot$	112	1
$\cdot\text{CH}_2\text{C}(\text{NO}_2)_3$	150.6	1	$\text{CH}_3\text{SOO}\cdot$	76	1
$\cdot\text{CH}_2\text{CH}(\text{NO}_2)_2$	103.3	1	$\text{CF}_3\text{SO}_2\text{O}\cdot$	-912	1
$\cdot\text{CH}_2\text{CH}_2\text{C}(\text{NO}_2)_3$	133.9	1	$\text{NCO}\cdot$	184.0	1
$\cdot\text{CH}_2\text{N}(\text{NO}_2)\text{CH}_2\text{C}(\text{NO}_2)_3$	173.6	1	$\text{O}_2\text{NO}\cdot$	73.7 \pm 1.4	1
$\cdot\text{CH}_2\text{N}(\text{NO}_2)\text{CH}_2\text{CH}(\text{NO}_2)_2$	126.4	1	$\text{ONOO}\cdot$	82.8	1
$\cdot\text{CH}_2\text{CH}_2\text{N}(\text{NO}_2)\text{CH}_2\text{C}(\text{NO}_2)_3$	168.6	1	$\text{HOS}(\text{O})_2\text{O}\cdot$	-511.7	1
$\cdot\text{CH}_2\text{CH}_2\text{ONO}_2$	37.7	1	$\text{CH}_3\text{O}\cdot$	21.0 \pm 2.1	1
$\cdot\text{CH}_2(\text{ONO}_2)\text{CHCH}_2\text{ONO}_2$	-25.5	1	$\text{CF}_3\text{O}\cdot$	-635.1 \pm 7.1	1
$\cdot\text{CH}(\text{CH}_2\text{ONO}_2)_2$	-57.3	1	$\text{CCl}_3\text{O}\cdot$	-38.1 \pm 9.2	1
$\cdot\text{CH}_2\text{C}(\text{CH}_2\text{ONO}_2)_3$	-158.2	1	$\text{CH}_2\text{ClO}\cdot$	-21.3 \pm 9.2	1
$\cdot\text{CH}_2\text{NHNO}_2$	164.8	1	$\text{CHCl}_2\text{O}\cdot$	-32.2 \pm 9.2	1
$\cdot\text{CH}_2\text{N}(\text{NO}_2)\text{CH}_3$	149.4	1	$\text{CH}_2=\text{CH-O}\cdot$	18.4 \pm 1.3	1
$\cdot\text{CH}_2\text{N}(\text{NO}_2)_2$	210.5	1	$\text{CF}_3\text{CHFO}\cdot$	-851.0	1
$\cdot\text{CH}_2\text{CH}_2\text{N}(\text{NO}_2)\text{CH}_3$	144.3	1	$\text{C}_2\text{H}_5\text{O}\cdot$	-13.6 \pm 3.3	1
$\cdot\text{CH}_2\text{N}(\text{NO}_2)\text{CH}_2\text{N}(\text{NO}_2)\text{CH}_3$	202.1	1	$\text{CH}_3\text{CHClO}\cdot$	-61.9 \pm 12.1	1
$\cdot\text{CH}_2\text{N}(\text{NO}_2)(\text{CH}_2\text{N}(\text{NO}_2)\text{CH}_3)$	173.2	1	$\text{CH}_3\text{CCl}_2\text{O}\cdot$	-91.6 \pm 11.7	1
$\text{C}\cdot(\text{S})\text{H}$	300.4 \pm 8.4	1	$\text{nC}_3\text{H}_7\text{O}\cdot$	-30.1 \pm 8.4	1

Radical	$\Delta_f H^\circ_{298}/\text{kJ mol}^{-1}$	Ref.
iC ₃ H ₇ O•	-48.5 ± 3.3	1
(CH ₃) ₂ CClO•	-108.4 ± 8.4	1
nC ₄ H ₉ O•	-62.8	1
sC ₄ H ₉ O•	-69.5	1
tC ₄ H ₉ O•	-85.8 ± 3.8	1
CH ₂ =CHCH ₂ O•	87.0	1
C ₆ H ₅ O•	48.5 ± 2.9	1
o-Cl-C ₆ H ₄ O•	30.6	1
C ₆ Cl ₅ O•	~63	1
p-Cl-C ₆ H ₄ O•	~9	1
o-OH-C ₆ H ₄ O•	-186.3	1
p-OH-C ₆ H ₄ O•	-143.6	1
o-CH ₃ O-C ₆ H ₄ O•	-125.5	1
p-CH ₃ O-C ₆ H ₄ O•	-81.1	1
C ₆ H ₅ CH ₂ O•	136.0 ± 12.6	1
C ₁₀ H ₇ O•, naphthoxy-1	165.3	1
C ₁₀ H ₇ O•, naphthoxy-2	174.1	1
HC(O)O•	-129.7 ± 12.6	1
FC(O)O•	368.0	1
CH ₃ C(O)O•	-179.9 ± 12.6	1
CF ₃ C(O)O•	-797.0	1
CF ₃ OC(O)O•	-958.1 ± 16.7	1
C ₆ H ₅ C(O)O•	-50.2 ± 16.7	1
CH ₃ OO•	20.1 ± 5.1	1
C ₂ H ₃ OO•, CH ₂ =CHOO•	101.7 ± 1.7	1
C ₂ H ₅ OO•	-28.5 ± 9.6	1
C ₃ H ₅ OO•, CH ₂ =CHCH ₂ OO•	88.7	1
iC ₃ H ₇ OO•	-65.4 ± 11.3	1
C ₄ H ₇ OO•, CH ₃ CH=CHCH ₂ OO•	82.6 ± 5.3	1
tC ₄ H ₉ OO•	-109.7 ± 3.9	8
neo-C ₅ H ₁₁ OO•	-115.5	1
HOCH ₂ OO•	-162.1	1
HOCH ₂ CH ₂ OO•	100	1
C ₆ H ₅ CH ₂ OO•	114.6 ± 4.2	1
c-C ₆ H ₁₁ OO•	-25.0 ± 10.5	1
(C ₂ H ₅)N(CH ₃)CHOO•	-36.0 ± 12.6	1
CF ₃ OO•	-635.0	1
CF ₂ ClOO•	-406.7 ± 14.6	1
CFCl ₂ OO•	-213.7	1
CH ₂ ClOO•	-5.1 ± 13.6	1
CHCl ₂ OO•	-19.2 ± 11.2	1
CCl ₃ OO•	-20.9 ± 8.9	1
CH ₃ CHClOO•	-54.7 ± 3.4	1
CH ₃ CCl ₂ OO•	-63.8 ± 9.8	1
CH ₃ OCH ₂ OO•	-142.2 ± 4.2	1
CH ₃ C(O)CH ₂ OO•	-142.1 ± 4	1
cis-HC(O)OO•	85.8 ± 14.6	7
trans-HC(O)OO•	95.4 ± 14.6	7
CH ₃ C(O)OO•	-154.4 ± 5.8	1
HOOO•	19.3 ± 0.5	9
CH ₃ OOO•	33.4 ± 12.6	1
C ₂ H ₅ OOO•	5.4 ± 12.6	1
(3) Nitrogen-Centered Species		
ON	91.09 ± 0.06	14
NO ₂	34.02 ± 0.07	14

Radical	$\Delta_f H^\circ_{298}/\text{kJ mol}^{-1}$	Ref.
N ₂ O	82.05 ± 0.4	1
NH	358.8 ± 0.2	14
•NH ₂	186.1 ± 0.2	14
•NNH	249.5	1
•NCO	131.8	1
•N ₃	414.2 ± 20.9	1
•N ₂ H ₃	243.5	1
(Z)-N ₂ H ₂	213.0 ± 10.9	1
NF	209.2	1
•NF ₂	42.3 ± 8	1
•NHf	112 ± 15	1
NBr	301 ± 21	1
HNO	107.1 ± 2.5	1
FNO	-65.7 ± 1.7	1
ClNO	51.71 ± 0.42	1
BrNO	82.13 ± 0.8	1
INO	112.1 ± 20.9	1
NCO	120.9	1
NCN	464.8 ± 2.9	1
NSi	372 ± 63	1
NH ₂ C(O)N•H	0.8 ± 12.6	1
CH ₃ C(O)N•H	-6.7 ± 12.6	1
NH ₂ C(S)N•H	194 ± 12.6	1
CH ₃ C(S)N•H	173 ± 12.6	1
PhC(S)N•H	307 ± 12.6	1
HCON•H	49.8 ± 12.6	1
NH ₂ C(NH)N•H	250.6 ± 12.6	1
•NHCN	319.2 ± 2.9	1
CH ₂ N•H	104.6 ± 12.6	1
CH ₃ N•H	184.1 ± 8.4	1
tBuN•H	95.4 ± 12.6	1
C ₆ H ₅ CH ₂ N•H	288.3 ± 12.6	1
C ₆ H ₅ N•H	244.3 ± 4.2	1
(CH ₃) ₂ N•	158.2 ± 4.2	1
(C ₆ H ₅)(CH ₃)N•	241.0 ± 6.3	1
(C ₆ H ₅) ₂ N•	366.0 ± 6.3	1
1-pyrrolyl	269.2 ± 12.6	1
1-pyrazolyl	413.0 ± 2.1	1
carbazol-9-yl	383.3 ± 8.4	1
CH ₃ N ₂ •	215.5 ± 7.5	1
C ₂ H ₅ N ₂ •	187.4 ± 10.5	1
iC ₃ H ₇ N ₂ •	146.0 ± 8.4	1
nC ₄ H ₉ N ₂ •	140.6 ± 8.4	1
tC ₄ H ₉ N ₂ •	97.5 ± 4.2	1
(NO ₂)HN•	162.3	1
(CH ₃)(NO ₂)N•	139.0	1
(NO ₂) ₂ N•	200.0	1
CH ₃ N•CH ₂ N(NO ₂)CH ₃	185.4	1
(4) Sulfur-Centered Species		
HOS•	-6.7 ± 2.1	1
HC(O)S•	56.5	1
HS•O ₂	-221.8	1
HOS•O ₂	-384.9	1
NCS•	300 ± 8	1
HS•	143.0 ± 0.8	1
CH ₃ S•	124.7 ± 1.7	1

Radical	$\Delta_f H^\circ_{298}/\text{kJ mol}^{-1}$	Ref.	Radical	$\Delta_f H^\circ_{298}/\text{kJ mol}^{-1}$	Ref.
$\text{C}_2\text{H}_5\text{S}^\bullet$	101	1	$\text{C}_6\text{H}_5\text{Si}^\bullet\text{H}_2$	274	1
$\text{nC}_3\text{H}_7\text{S}^\bullet$	80	1	$\text{H}_3\text{SiSi}^\bullet\text{H}$	312 ± 8	1
$\text{iC}_3\text{H}_7\text{S}^\bullet$	74.9 ± 8.4	1	MeSi^\bullet	302.2	1
$\text{tC}_4\text{H}_9\text{S}^\bullet$	43.9 ± 8.4	1	$\text{MeSi}^\bullet\text{H}$	202 ± 6	1
$\text{C}_6\text{H}_5\text{S}^\bullet$	242.7 ± 4.6	1	$\text{Me}_2\text{Si}^{\bullet\bullet}$	135 ± 8	1
$\text{C}_6\text{Cl}_5\text{S}^\bullet$	~ 184	1	SiN^\bullet	313.8 ± 42	1
$\text{C}_6\text{H}_5\text{CH}_2\text{S}^\bullet$	246	1	$^\bullet\text{GeH}_3$	221.8 ± 8.4	1
$\text{CH}_3\text{S}^\bullet\text{O}$	-67 ± 10	1	GeF^\bullet	-71 ± 10	1
$\text{CH}_3\text{S}^\bullet\text{O}_2$	-239.3	1	GeF_2^\bullet	-574 ± 20	1
HSS^\bullet	115.5 ± 14.6	1	$^\bullet\text{GeF}_3$	-807 ± 50	1
$\text{CH}_3\text{SS}^\bullet$	68.6 ± 8.4	1	GeCl^\bullet	69 ± 18	1
$\text{C}_2\text{H}_5\text{SS}^\bullet$	43.5 ± 8.4	1	GeCl_2^\bullet	-171 ± 5	1
$\text{iC}_3\text{H}_7\text{SS}^\bullet$	13.8 ± 8.4	1	$^\bullet\text{GeCl}_3$	-268 ± 50	1
$\text{tC}_4\text{H}_9\text{SS}^\bullet$	-19.2 ± 8.4	1	GeBr^\bullet	137 ± 5	1
HOC(S)S^\bullet	110.5 ± 4.6	1	GeBr_2^\bullet	-61 ± 5	1
HC(O)S^\bullet	56.5	1	$^\bullet\text{GeBr}_3$	-119 ± 50	1
SF^\bullet	13.0 ± 6.3	1	GeI^\bullet	211 ± 25	1
SF_2^\bullet	-296.7 ± 16.7	1	GeI_2^\bullet	50.2 ± 4	1
SF_3^\bullet	-503.0 ± 33.5	1	$^\bullet\text{GeI}_3$	42 ± 50	1
SF_4^\bullet	-763.2 ± 20.9	1	SnF^\bullet	-95 ± 7.2	1
SF_5^\bullet	-879.9 ± 15.1	1	SnF_2^\bullet	-511 ± 9.2	1
ClS^\bullet	156.5 ± 16.7	1	$^\bullet\text{SnF}_3$	-647 ± 50	1
SN^\bullet	263.6 ± 105	1	SnCl^\bullet	35 ± 12	1
SCL^\bullet	156.5 ± 16.7	1	SnCl_2^\bullet	-202.6 ± 7.1	1
(5) Si-, Ge-, Sn-, Pb-Centered Species			$^\bullet\text{SnCl}_3$	-292 ± 50	1
SiF^\bullet	-20.1 ± 12.6	1	SnBr^\bullet	76 ± 12	1
SiF_2^\bullet	-638 ± 6	1	SnBr_2^\bullet	-119 ± 2.8	1
$^\bullet\text{SiF}_3$	-987 ± 20	1	$^\bullet\text{SnBr}_3$	-159 ± 50	1
SiCl^\bullet	198.3 ± 6.7	1	SnI^\bullet	173 ± 12	1
SiCl_2^\bullet	-169 ± 3	1	SnI_2^\bullet	-8.1 ± 4.2	1
$^\bullet\text{SiCl}_3$	321 ± 8	6	$^\bullet\text{SnI}_3$	-8 ± 50	1
SiBr^\bullet	235 ± 46	1	$^\bullet\text{Sn}(\text{CH}_3)_3$	116.6 ± 9.7	10
SiBr_2^\bullet	46 ± 8	1	$^\bullet\text{Sn}(\text{C}_6\text{H}_5)_3$	518.8 ± 21	1
$^\bullet\text{SiBr}_3$	-201.7 ± 63	1	PbH^\bullet	236.2 ± 19.2	1
SiI^\bullet	313.8 ± 42	1	PbF^\bullet	-80.3 ± 10.5	1
SiI_2^\bullet	92.5 ± 8.4	1	PbF_2^\bullet	-435.1 ± 8.4	1
$^\bullet\text{SiI}_3$	35.3 ± 63	1	$^\bullet\text{PbF}_3$	-490 ± 60	1
SiH^\bullet	376.6 ± 8.4	1	PbCl^\bullet	15.1 ± 50	1
$\text{SiH}_2(^1\text{A}_1)^\bullet$	273 ± 2	1	PbCl_2^\bullet	-174.1 ± 1.3	1
$\text{SiH}_2(^3\text{B}_1)^\bullet$	360.7	1	$^\bullet\text{PbCl}_3$	-178 ± 80	1
$^\bullet\text{SiH}_3$	200.4 ± 2.5	1	PbBr^\bullet	70.9 ± 42	1
$\text{MeSi}^\bullet\text{H}_2$	141 ± 6	1	PbBr_2^\bullet	-104.4 ± 6.3	1
$\text{Me}_2\text{Si}^\bullet\text{H}$	78 ± 6	1	$^\bullet\text{PbBr}_3$	-104 ± 80	1
$\text{Me}_3\text{Si}^\bullet$	15 ± 7	1	PbI^\bullet	107.4 ± 37.7	1
$^\bullet\text{Si}_2\text{H}_3$	~ 402	1	PbI_2^\bullet	-3.2 ± 4.2	1
$\text{H}_3\text{SiSi}^\bullet\text{H}_2$	234 ± 6	1	$^\bullet\text{PbI}_3$	22 ± 80	1

References

- Luo, Y. R., *Comprehensive Handbook of Chemical Bond Energies*, CRC Press, Boca Raton, FL, 2007.
- Wheeler, S. E., Robertson, K. A., Allen, W. D., Schaefer III, H. F., Bomble, Y. J., and Stanton, J. F., *J. Phys. Chem. A* 111, 3819, 2007.
- Seetula, J. A., and Eskola, A. J., *Chem. Phys.* 351, 141, 2008.
- Denis, P. A., and Ornellas, F. R., *J. Phys. Chem. A* 113, 499, 2009.
- Gao, Y., DeYonker, N. J., Garrett III, E. C., Wilson, A. K., Cundari, T. R., and Marshall, P., *J. Phys. Chem. A* 113, 6955, 2009.
- Shuman, N. S., Spencer, A. P., and Baer, T., *J. Phys. Chem. A* 113, 9458, 2009.
- Villano, S. M., Eyet, N., Wren, S. W., Ellison, G. B., Bierbaum, V. M., and Lineberger, W. C., *J. Phys. Chem. A* 114, 191, 2010.
- Shuman, N. S., Bodi, A., and Baer, T., *J. Phys. Chem. A* 114, 232, 2010.
- Le Picard, S. D., Tizniti, M., Canosa, A., Sims, I. R., and Smith, I. W. M., *Science* 328, 1258, 2020.
- Da'valos, J. Z., Herrero, R., Shuman, N. S., and Baer, T., *J. Phys. Chem. A* 115, 402, 2011.
- Stevens, W. R., Ruscic, B., and Baer, T., *J. Phys. Chem. A* 114, 13134, 2010.
- Wren, S. W., Vogelhuber, K. M., Garver, J. M., Kato, S., Sheps, L., Bierbaum, V. M., and Lineberger, W. C., *J. Am. Chem. Soc.* 134, 6584, 2012.
- Harvey, J., Bodi, A., Tuckett, R. P., and Sztáray, B., *Phys. Chem. Chem. Phys.* 14, 3935, 2012.
- Ruscic, B., Active Thermochemical Table, <http://atct.anl.gov/index.html>, Dec. 16, 2010.
- Tian, Z., Lis, L., and Kass, S. R., *J. Org. Chem.* 78, 12650, 2013.

TABLE 5. Bond Dissociation Energies of Some Organic Molecules

$D_{298}^{\circ}(\text{R-X})/\text{kJ mol}^{-1}$ of some organic compounds are listed below. All data are from Tables 1 and 3.

	X=H	F	Cl	Br	I	OH	OCH ₃	NH ₂	NO	CH ₃	COCH ₃	CF ₃	CCl ₃
R=H	435.7799	569.658	431.361	366.16	298.26	497.10	440.2	450.08	199.5	439.3	374.0	445.2	392.5
CH ₃	439.3	460.2	350.2	294.1	238.9	384.93	351.9	356.1	172.0	377.4	351.9	429.3	362.3
C ₂ H ₅	420.5	447.4	352.3	292.9	233.5	391.2	355.2	355.2	171.5	370.3	347.3	—	—
i-C ₃ H ₇	410.5	483.8	354.8	295.1	233.1	397.9	360.7	357.7	152.7	369.0	340.2	—	—
t-C ₄ H ₉	400.4	495.8	351.9	292.9	227.2	398.3	353.1	355.6	167	363.6	329.3	—	—
C ₆ H ₅	472.2	525.5	399.6	336.4	272.0	463.6	418.8	429.3	226.8	426.8	406.7	463.2	388.7
C ₆ H ₅ CH ₂	375.5	412.8	299.9	239.3	187.8	334.1	—	306.7	123	325.1	299.7	365.7	—
CCl ₃	392.5	439.2	288.7	231.4	168	—	—	—	125	362.3	—	332.2	285.8
CF ₃	445.2	546.8	362.7	296.2	227.2	≤482.0	—	—	167	429.3	—	413.0	332.2
C ₂ F ₅	429.7	532.2	346.0	283.3	219.2	—	—	—	—	—	—	424.3	—
CH ₃ CO	374.0	511.7	354.0	292.0	223.0	459.4	424.3	414.6	—	351.9	307.1	—	—
CN	528.5	482.8	422.6	364.8	320.1	—	—	—	204.4	521.7	—	469.0	—
C ₆ F ₅	487.4	485	383.3	~328	<301.7	446.9	—	—	211.3	439.3	—	435.1	—

TABLE 6. Bond Dissociation Energies in Diatomic Cations

From thermochemistry, we have

$$D_{298}^{\circ}(\text{A}^{+}\text{--B}) \equiv \Delta_{\text{f}}H^{\circ}(\text{A}^{+}) + \Delta_{\text{f}}H^{\circ}(\text{B}) - \Delta_{\text{f}}H^{\circ}(\text{AB}^{+}) = D_{298}^{\circ}(\text{A--B}) + IP(\text{A}) - IP(\text{AB})$$

Thus, $D_{298}^{\circ}(\text{A}^{+}\text{--B})$ may be derived using the Table 1 and the ionization potentials of species A and AB. The following Table has been arranged in an alphabetical order of the atoms. The **boldface** in the species indicates the dissociated fragment.

A ⁺ –B	$D_{298}^{\circ}/\text{kJ mol}^{-1}$	Ref.	A ⁺ –B	$D_{298}^{\circ}/\text{kJ mol}^{-1}$	Ref.	A ⁺ –B	$D_{298}^{\circ}/\text{kJ mol}^{-1}$	Ref.
Ac ⁺ –S	465 ± 48	20	Au ⁺ –Ge	292 ± 24	1	Bi ⁺ –Bi	199 ± 10	1
Ag ⁺ –Ag	167.9 ± 8.7	1	Au ⁺ –H	209.2 ± 10.6	18	Bi ⁺ –O	174	1
Ag ⁺ –Cl	32 ± 30	1	Au ⁺ –I	230~280	1	Bi ⁺ –S	179 ± 50	1
Ag ⁺ –F	24 ± 27	1	Au ⁺ –O	111.8 ± 7.7	19	Bi ⁺ –Se	184 ± 29	1
Ag ⁺ –H	43.5 ± 5.9	1	Au ⁺ –Xe	130 ± 13	1	Bi ⁺ –Te	125 ± 50	1
Ag ⁺ –O	123 ± 5	1	B ⁺ –Ar	32.7	1	Bi ⁺ –Tl	100 ± 42	1
Ag ⁺ –S	138.8 ± 11.6	21	B ⁺ –B	187	1	Bk ⁺ –O	610	1
Al ⁺ –Al	121	1	B ⁺ –Br	164 ± 21	1	Br ⁺ –Br	318.858 ± 0.024	1
Al ⁺ –Ar	15.47	1	B ⁺ –C	284 ± 58	1	Br ⁺ –C	451.5 ± 8.6	1
Al ⁺ –Ca	148.5	1	B ⁺ –Cl	308 ± 21	1	Br ⁺ –Cl	303.000 ± 0.048	1
Al ⁺ –Cl	173 ± 42	1	B ⁺ –F	460 ± 10	1	Br ⁺ –F	251.5 ± 12.6	1
Al ⁺ –F	314 ± 21	1	B ⁺ –H	198 ± 5	1	Br ⁺ –H	379.26 ± 2.89	1
Al ⁺ –Kr	5.54	1	B ⁺ –O	326 ± 48	1	Br ⁺ –O	365.7 ± 3.1	1
Al ⁺ –O	166.7 ± 12.0	1	B ⁺ –Pt	314 ± 98	1	C ⁺ –Ar	72.3	1
Al ⁺ –Se	114 ± 49	1	B ⁺ –Se	298 ± 98	1	C ⁺ –Br	398 ± 8.6	1
Am ⁺ –O	560 ± 28	14	B ⁺ –Si	365 ± 15	1	C ⁺ –C	601.9 ± 19.3	1
Am ⁺ –S	334 ± 27	20	Ba ⁺ –Ar	11.85	1	C ⁺ –Cl	614	1
Ar ⁺ –Ar	130.323 ± 0.087	1	Ba ⁺ –Br	418 ± 10	1	C ⁺ –F	721 ± 40	1
Ar ⁺ –He	2.9 ± 0.8	1	Ba ⁺ –Cl	468.2 ± 10	1	C ⁺ –H	397.848 ± 0.013	1
Ar ⁺ –Ne	7.5 ± 0.8	1	Ba ⁺ –D	245.2 ± 9.6	1	C ⁺ –N	524.5 ± 4.2	1
As ⁺ –As	364 ± 22	1	Ba ⁺ –F	640 ± 29	1	C ⁺ –O	810.7 ± 0.8	1
As ⁺ –H	290.8 ± 3.0	1	Ba ⁺ –I	335 ± 10	1	C ⁺ –P	587 ± 50	1
As ⁺ –O	495	1	Ba ⁺ –O	441.4 ± 15	1	C ⁺ –S	706.6 ± 2.1	1
As ⁺ –P	367 ± 59	1	Be ⁺ –Ar	49.0 ± 2.4	1	C ⁺ –Se	587 ± 50	1
As ⁺ –S	433.2 ± 12.5	1	Be ⁺ –Au	410 ± 29	1	Ca ⁺ –Al	144.7	1
Au ⁺ –Al	170 ± 30	1	Be ⁺ –Be	196 ± 0.5	8	Ca ⁺ –Ar	12.99 ± 0.60	1
Au ⁺ –Au	234.5	1	Be ⁺ –Cl	417 ± 50	1	Ca ⁺ –Au	306 ± 29	1
Au ⁺ –B	329 ± 50	1	Be ⁺ –F	575 ± 98	1	Ca ⁺ –Br	417.6 ± 10	1
Au ⁺ –Be	401 ± 29	1	Be ⁺ –H	307.3 ± 5.0	1	Ca ⁺ –Ca	104.1	1
Au ⁺ –C	311.5 ± 7.7	4	Be ⁺ –O	362.0 ± 6.2	1	Ca ⁺ –Cl	433.4 ± 12	1
Au ⁺ –F	79	1						

A ⁺ -B	D ₂₉₈ ^o /kJ mol ⁻¹	Ref.	A ⁺ -B	D ₂₉₈ ^o /kJ mol ⁻¹	Ref.	A ⁺ -B	D ₂₉₈ ^o /kJ mol ⁻¹	Ref.
Ca ⁺ -F	556.5 ± 8.4	1	Cs ⁺ -Br	60.5 ± 10	1	Fe ⁺ -Kr	33.5 ± 6.7	1
Ca ⁺ -H	284.2 ± 10	1	Cs ⁺ -Cl	107.4 ± 10	1	Fe ⁺ -N	485	1
Ca ⁺ -I	293.7 ± 10.8	1	Cs ⁺ -Cs	62.6 ± 9.6	1	Fe ⁺ -Nb	285 ± 21	1
Ca ⁺ -Kr	18.60 ± 0.72	1	Cs ⁺ -F	43.7 ± 10	1	Fe ⁺ -Ni	268 ± 21	1
Ca ⁺ -Ne	4.95 ± 0.06	1	Cs ⁺ -He	5.1	1	Fe ⁺ -O	343.3 ± 1.9	13
Ca ⁺ -O	348 ± 5	1	Cs ⁺ -I	29.3 ± 10	1	Fe ⁺ -S	295.2 ± 5.8	1
Ca ⁺ -Xe	25.38 ± 0.96	1	Cs ⁺ -Kr	15.1	1	Fe ⁺ -Sc	200 ± 21	1
Cd ⁺ -Cd	122.5 ± 10	1	Cs ⁺ -Na	48.1 ± 4.2	1	Fe ⁺ -Si	277 ± 9	1
Cd ⁺ -H	179.5	1	Cs ⁺ -Ne	6.11	1	Fe ⁺ -Ta	301 ± 21	1
Ce ⁺ -Au	278 ± 34	1	Cs ⁺ -O	59	1	Fe ⁺ -Ti	251 ± 25	1
Ce ⁺ -Br	341.0	1	Cs ⁺ -Rb	68.3 ± 10	1	Fe ⁺ -V	314 ± 21	1
Ce ⁺ -C	254 ± 96	1	Cs ⁺ -Xe	14.7	1	Fe ⁺ -Xe	46.0 ± 5.8	1
Ce ⁺ -Ce	207 ± 42	1	Cu ⁺ -Ar	51.9 ± 6.8	1	Ga ⁺ -Bi	62 ± 98	1
Ce ⁺ -Cl	429.5	1	Cu ⁺ -Cl	91 ± 10	1	Ga ⁺ -Br	56.5 ± 16	1
Ce ⁺ -F	586 ± 63	1	Cu ⁺ -Cu	155.2 ± 7.7	1	Ga ⁺ -Cl	86 ± 21	1
Ce ⁺ -I	295.5	1	Cu ⁺ -F	117 ± 21	1	Ga ⁺ -F	136 ± 15	1
Ce ⁺ -Ir	530 ± 96	1	Cu ⁺ -Ge	231 ± 23	1	Ga ⁺ -Ga	126.3	1
Ce ⁺ -N	494 ± 63	1	Cu ⁺ -H	93 ± 13	1	Ga ⁺ -I	41.6 ± 15	1
Ce ⁺ -O	852 ± 15	1	Cu ⁺ -Kr	24.3 ± 0.8	1	Ga ⁺ -O	46 ± 50	1
Ce ⁺ -Pd	255 ± 53	1	Cu ⁺ -O	133.9 ± 11.6	1	Ga ⁺ -Sb	38 ± 96	1
Ce ⁺ -Pt	467 ± 96	1	Cu ⁺ -S	203.3 ± 14.5	1	Ga ⁺ -Te	19 ± 29	1
Ce ⁺ -Rh	423 ± 96	1	Cu ⁺ -Si	260 ± 8	1	Gd ⁺ -Cd	122.5 ± 10	1
Ce ⁺ -S	524 ± 59	1	Cu ⁺ -Xe	102.1 ± 5.8	1	Gd ⁺ -H	179.5	1
Cl ⁺ -Ar	169	1	D ⁺ -D	263.4405 ± 0.0003	1	Ge ⁺ -Br	398 ± 42	1
Cl ⁺ -Cl	385.746 ± 0.096	6	Dy ⁺ -Br	324.2	1	Ge ⁺ -C	223 ± 31	1
Cl ⁺ -D	457.284 ± 0.017	1	Dy ⁺ -Cl	407.9	1	Ge ⁺ -Cl	473 ± 50	1
Cl ⁺ -F	291 ± 10	1	Dy ⁺ -Cu	196 ± 42	1	Ge ⁺ -F	565 ± 21	1
Cl ⁺ -H	452.714 ± 0.018	1	Dy ⁺ -F	535 ± 24	1	Ge ⁺ -Ge	274 ± 10	1
Cl ⁺ -N	650 ± 10	1	Dy ⁺ -I	279.9	1	Ge ⁺ -H	377 ± 84	1
Cl ⁺ -O	468.0 ± 2.1	1	Dy ⁺ -O	597 ± 15	1	Ge ⁺ -O	344 ± 21	1
Cm ⁺ -O	670 ± 38	14	Er ⁺ -Br	315.8	1	Ge ⁺ -S	283 ± 21	1
Cm ⁺ -S	455 ± 16	20	Er ⁺ -Cl	406.7	1	Ge ⁺ -Se	234 ± 10	1
Co ⁺ -Ar	52.89 ± 0.06	1	Er ⁺ -F	546 ± 34	1	Ge ⁺ -Si	268 ± 21	1
Co ⁺ -Br	>289	1	Er ⁺ -I	271.6	1	Ge ⁺ -Te	233 ± 19	1
Co ⁺ -C	351 ± 29	1	Er ⁺ -O	583 ± 15	1	H ⁺ -D	261.1021 ± 0.0002	1
Co ⁺ -Cl	285 ± 12	1	Es ⁺ -O	470 ± 60	1	H ⁺ -H	259.4659 ± 0.0002	1
Co ⁺ -Co	269	1	Eu ⁺ -Ag	85 ± 50	1	He ⁺ -H	123.9	1
Co ⁺ -D	199.6 ± 5.8	1	Eu ⁺ -Au	252 ± 97	1	He ⁺ -He	229.687 ± 0.019	1
Co ⁺ -H	195 ± 6	1	Eu ⁺ -Br	333.8	1	Hf ⁺ -C	311.5 ± 2.9	10
Co ⁺ -He	16.4 ± 0.4	1	Eu ⁺ -Cl	430.7	1	Hf ⁺ -H	207.3 ± 7.7	17
Co ⁺ -I	211.7 ± 8.4	1	Eu ⁺ -F	543 ± 29	1	Hf ⁺ -O	670.4 ± 10.6	10
Co ⁺ -Kr	68.37 ± 0.18	1	Eu ⁺ -I	290.7	1	Hg ⁺ -Ar	22.2 ± 1.2	1
Co ⁺ -Ne	12.8 ± 0.4	1	Eu ⁺ -O	393 ± 15	1	Hg ⁺ -H	207	1
Co ⁺ -O	317.3 ± 4.8	1	Eu ⁺ -S	257 ± 32	1	Hg ⁺ -Hg	134	1
Co ⁺ -S	288.3 ± 8.7	1	F ⁺ -Ar	161.1	1	Hg ⁺ -Kr	37.9 ± 1.3	1
Co ⁺ -Si	317.1 ± 6.7	1	F ⁺ -F	325.393 ± 0.096	1	Hg ⁺ -Xe	72.2 ± 1.3	1
Co ⁺ -Xe	85.7 ± 6.8	1	F ⁺ -He	181.62 ± 0.08	1	Ho ⁺ -Ag	155 ± 61	1
Cr ⁺ -Ar	31.7 ± 3.9	1	F ⁺ -Kr	152.4	1	Ho ⁺ -Au	250 ± 60	1
Cr ⁺ -C	277 ± 24	1	F ⁺ -Xe	188	1	Ho ⁺ -Br	320.6	1
Cr ⁺ -Cl	>211	1	Fe ⁺ -Ar	14.2 ± 7.7	1	Ho ⁺ -Cl	410.3	1
Cr ⁺ -Cr	129	1	Fe ⁺ -Br	>293	1	Ho ⁺ -Cu	214 ± 35	1
Cr ⁺ -D	135 ± 9	1	Fe ⁺ -C	402.0 ± 4.2	16	Ho ⁺ -F	542 ± 50	1
Cr ⁺ -F	279 ± 42	1	Fe ⁺ -Cl	>343	1	Ho ⁺ -Ho	88 ± 96	1
Cr ⁺ -H	136 ± 9	1	Fe ⁺ -Co	259 ± 21	1	Ho ⁺ -I	270.4	1
Cr ⁺ -He	7.8 ± 0.4	1	Fe ⁺ -Cr	209 ± 29	1	Ho ⁺ -O	551 ± 25	1
Cr ⁺ -Ne	9.5 ± 0.4	1	Fe ⁺ -Cu	222 ± 29	1	I ⁺ -Br	184.90 ± 0.02	1
Cr ⁺ -O	359	1	Fe ⁺ -D	227	1	I ⁺ -Cl	247.5 ± 0.4	1
Cr ⁺ -S	258.6 ± 16.4	1	Fe ⁺ -F	360 - 423	1	I ⁺ -F	262.9 ± 2.1	1
Cr ⁺ -Si	203 ± 15	1	Fe ⁺ -Fe	272	1	I ⁺ -H	304.70 ± 0.10	1
Cr ⁺ -Xe	71.9 ± 10.0	1	Fe ⁺ -H	211.2 ± 9.6	1	I ⁺ -I	262.90 ± 0.04	1
Cs ⁺ -Ar	8.2	1	Fe ⁺ -I	>239	1	I ⁺ -O	316.3 ± 10.5	1

A ⁺ -B	D ₂₉₈ ^o /kJ mol ⁻¹	Ref.	A ⁺ -B	D ₂₉₈ ^o /kJ mol ⁻¹	Ref.	A ⁺ -B	D ₂₉₈ ^o /kJ mol ⁻¹	Ref.
In ⁺ -Br	65.2 ± 12.6	1	Lu ⁺ -I	40.7	1	Ne ⁺ -H	1239	1
In ⁺ -Cl	193 ± 21	1	Lu ⁺ -O	524 ± 15	1	Ne ⁺ -He	13.0 ± 0.8	1
In ⁺ -F	148 ± 50	1	Lu ⁺ -Si	107 ± 13	1	Ne ⁺ -Ne	125.29 ± 1.93	1
In ⁺ -I	51.5 ± 21	1	Mg ⁺ -Ar	19.20	1	Ni ⁺ -Ar	53.9	1
In ⁺ -In	81 ± 30	1	Mg ⁺ -Au	267 ± 29	1	Ni ⁺ -Br	>289	1
In ⁺ -S	171 ± 50	1	Mg ⁺ -Cl	327 ± 6.5	1	Ni ⁺ -C	418	1
In ⁺ -Sb	73 ± 50	1	Mg ⁺ -D	203.6 ± 0.8	1	Ni ⁺ -Cl	192 ± 4	1
In ⁺ -Se	118 ± 50	1	Mg ⁺ -F	477 ± 50	1	Ni ⁺ -D	166.0 ± 7.7	1
In ⁺ -Te	41 ± 50	1	Mg ⁺ -H	190.8 ± 5.8	1	Ni ⁺ -F	≥456	1
Ir ⁺ -C	635.8 ± 4.8	3	Mg ⁺ -Kr	25.39	1	Ni ⁺ -H	158.1 ± 7.7	1
Ir ⁺ -D	302.8 ± 5.8	1	Mg ⁺ -Mg	125	1	Ni ⁺ -He	12.4 ± 0.4	1
Ir ⁺ -H	305.7 ± 5.8	1	Mg ⁺ -Ne	4.9 ± 0.6	1	Ni ⁺ -I	>297	1
Ir ⁺ -O	411.0 ± 8.7	24	Mg ⁺ -O	245.2 ± 10	1	Ni ⁺ -Ne	9.9 ± 0.4	1
K ⁺ -Ar	14 ± 7	1	Mg ⁺ -Xe	53.74	1	Ni ⁺ -Ni	208	1
K ⁺ -Br	35.7 ± 10.5	1	Mn ⁺ -Cl	>211	1	Ni ⁺ -O	275.9 ± 7.7	1
K ⁺ -Cl	51 ± 19	1	Mn ⁺ -F	321 ± 24	1	Ni ⁺ -S	241.0 ± 3.9	1
K ⁺ -He	6.00	1	Mn ⁺ -H	202.5 ± 5.9	1	Ni ⁺ -Si	326 ± 6.7	1
K ⁺ -I	18 ± 45	1	Mn ⁺ -I	>211	1	Np ⁺ -F	730 ± 100	1
K ⁺ -K	83.86 ± 0.15	1	Mn ⁺ -Mn	129	1	Np ⁺ -O	760 ± 10	14
K ⁺ -Kr	15.8	1	Mn ⁺ -O	285 ± 13	1	Np ⁺ -S	491 ± 52	20
K ⁺ -Li	59.9 ± 5.9	1	Mn ⁺ -S	247 ± 23	1	O ⁺ -Ar	33.8	1
K ⁺ -Na	58.69 ± 0.08	1	Mn ⁺ -Se	165 ± 50	1	O ⁺ -F	301.8 ± 8.4	1
K ⁺ -Ne	7.79	1	Mo ⁺ -C	442.7 ± 13.5	1	O ⁺ -H	487.9 ± 0.34	1
K ⁺ -O	13	1	Mo ⁺ -F	376 ± 29	1	O ⁺ -N	1050.64 ± 0.13	1
K ⁺ -Xe	19.5	1	Mo ⁺ -H	170 ± 6	1	O ⁺ -O	647.75 ± 0.17	1
Kr ⁺ -Ar	55.31 ± 0.14	1	Mo ⁺ -Mo	449.4 ± 1.0	1	Os ⁺ -C	598.2 ± 20.2	28
Kr ⁺ -H	464	1	Mo ⁺ -O	488.2 ± 1.9	1	Os ⁺ -H	223.8 ± 6.6	28
Kr ⁺ -He	2.1 ± 0.8	1	Mo ⁺ -S	355.1 ± 5.8	1	Os ⁺ -O	478.6 ± 1.9	26
Kr ⁺ -Kr	110.967 ± 0.033	1	Mo ⁺ -Xe	>53.1 ± 6.8	1	P ⁺ -C	512 ± 42	1
Kr ⁺ -N	136.9 ± 13	1	N ⁺ -Ar	208.4 ± 9.6	1	P ⁺ -Cl	289	1
Kr ⁺ -Ne	3.8 ± 0.8	1	N ⁺ -F	584 ± 42	1	P ⁺ -F	490.6 ± 8.4	1
La ⁺ -Au	436 ± 97	1	N ⁺ -H	≥435.67 ± 0.77	1	P ⁺ -H	329.6 ± 2.1	1
La ⁺ -Br	425.9	1	N ⁺ -N	843.85 ± 0.10	1	P ⁺ -N	483 ± 21	1
La ⁺ -C	427 ± 33	1	N ⁺ -O	115	1	P ⁺ -O	791.3 ± 8.4	1
La ⁺ -Cl	503.6	1	Na ⁺ -Ar	19 ± 8	1	P ⁺ -P	481 ± 50	1
La ⁺ -F	589 ± 34	1	Na ⁺ -Br	58.2 ± 10.6	1	P ⁺ -S	606 ± 34	1
La ⁺ -H	243 ± 9	1	Na ⁺ -Cl	20.3 ± 10	1	Pa ⁺ -O	800 ± 50	14
La ⁺ -I	392.4	1	Na ⁺ -He	7.55	1	Pa ⁺ -S	525 ± 86	20
La ⁺ -Ir	356 ± 97	1	Na ⁺ -I	64.9 ± 3.0	1	Pb ⁺ -Br	260 ± 63	1
La ⁺ -O	875 ± 25	1	Na ⁺ -Kr	~24.9	1	Pb ⁺ -Cl	285 ± 63	1
La ⁺ -Pt	522 ± 78	1	Na ⁺ -Li	95.8 ± 3.9	1	Pb ⁺ -F	347 ± 32	1
La ⁺ -Rh	345 ± 97	1	Na ⁺ -Na	98.64 ± 0.29	1	Pb ⁺ -O	247 ± 8.4	1
La ⁺ -S	629 ± 96	1	Na ⁺ -Na	6.4	1	Pb ⁺ -Pb	214 ± 29	1
La ⁺ -Si	277.0 ± 9.6	1	Na ⁺ -Ne	~9.04	1	Pb ⁺ -Se	227.7 ± 10.6	12
Li ⁺ -Ar	33 ± 14	1	Na ⁺ -O	37 ± 19	1	Pb ⁺ -S	169.4 ± 6.3	1
Li ⁺ -Bi	91 ± 50	1	Na ⁺ -Xe	~28.6	1	Pb ⁺ -Te	163 ± 63	1
Li ⁺ -Br	41.8 ± 10.6	1	Nb ⁺ -Ar	40.87 ± 0.13	1	Pd ⁺ -C	528 ± 5	1
Li ⁺ -Cl	66 ± 15	1	Nb ⁺ -C	509 ± 15	1	Pd ⁺ -H	208.4 ± 8.7	1
Li ⁺ -F	7 ± 21	1	Nb ⁺ -Fe	>251	1	Pd ⁺ -O	145 ± 11	1
Li ⁺ -He	10.66	1	Nb ⁺ -H	220 ± 7	1	Pd ⁺ -Pd	197 ± 29	1
Li ⁺ -I	51.1 ± 6.3	1	Nb ⁺ -Nb	576.8 ± 9.6	1	Pd ⁺ -S	197 ± 6	1
Li ⁺ -Kr	48.1	1	Nb ⁺ -O	688 ± 11	1	Pd ⁺ -Si	289 ± 50	1
Li ⁺ -Li	137.3 ± 6.3	1	Nb ⁺ -S	501.7 ± 20.3	1	Pr ⁺ -Au	317 ± 81	1
Li ⁺ -Ne	15.32	1	Nb ⁺ -V	404.7 ± 0.2	1	Pr ⁺ -Br	357.7	1
Li ⁺ -O	38.9 ± 9.6	1	Nb ⁺ -Xe	73.28 ± 0.12	1	Pr ⁺ -Cl	445.0	1
Li ⁺ -Sb	129.6 ± 13.9	1	Nd ⁺ -Au	267 ± 84	1	Pr ⁺ -F	557 ± 63	1
Li ⁺ -Xe	56.4	1	Nd ⁺ -Br	352.9	1	Pr ⁺ -I	317.0	1
Lu ⁺ -Br	86.1	1	Nd ⁺ -Cl	441.4	1	Pr ⁺ -O	796 ± 15	1
Lu ⁺ -Cl	180.6	1	Nd ⁺ -F	309.6	1	Pt ⁺ -Ar	36.4 ± 8.7	1
Lu ⁺ -F	376.8	1	Nd ⁺ -I	596 ± 32	1	Pt ⁺ -B	398 ± 105	1
Lu ⁺ -H	204 ± 15	1	Nd ⁺ -O	753 ± 15	1	Pt ⁺ -C	530.5 ± 4.8	1

A ⁺ -B	D ₂₉₈ ^o /kJ mol ⁻¹	Ref.	A ⁺ -B	D ₂₉₈ ^o /kJ mol ⁻¹	Ref.	A ⁺ -B	D ₂₉₈ ^o /kJ mol ⁻¹	Ref.
Pt ⁺ -Cl	249.8 ± 14.5	1	Si ⁺ -Pd	237 ± 50	1	Tl ⁺ -I	133 ± 21	1
Pt ⁺ -H	275 ± 5	1	Si ⁺ -Pt	525 ± 50	1	Tl ⁺ -Tl	22 ± 50	1
Pt ⁺ -N	326.9 ± 9.6	1	Si ⁺ -S	387.5 ± 6.0	1	Tm ⁺ -Br	312.2	1
Pt ⁺ -O	318.4 ± 6.7	1	Si ⁺ -Si	334 ± 19	1	Tm ⁺ -Cl	407.9	1
Pt ⁺ -Pt	318 ± 23	1	Si ⁺ -Te	347 ± 50	1	Tm ⁺ -F	537 ± 16	1
Pt ⁺ -Si	515 ± 50	1	Sm ⁺ -Br	343.3	1	Tm ⁺ -I	266.8	1
Pt ⁺ -Xe	86.6 ± 28.9	1	Sm ⁺ -Cl	435.4	1	Tm ⁺ -O	482 ± 15	1
Pu ⁺ -F	562 ± 50	1	Sm ⁺ -F	620.9	1	U ⁺ -Br	345 ± 29	1
Pu ⁺ -O	651 ± 19	14	Sm ⁺ -I	299.1	1	U ⁺ -C	300 ± 96	1
Pu ⁺ -S	420 ± 23	20	Sm ⁺ -O	569 ± 15	1	U ⁺ -Cl	431 ± 34	1
Rb ⁺ -Ar	12.0	1	Sn ⁺ -Br	335 ± 50	1	U ⁺ -D	283.4 ± 9.6	1
Rb ⁺ -Br	17.6v5.1	1	Sn ⁺ -Cu	184 ± 96	1	U ⁺ -F	668 ± 29	1
Rb ⁺ -Cl	10.5 ± 10.5	1	Sn ⁺ -F	364 ± 29	1	U ⁺ -H	284 ± 8	1
Rb ⁺ -I	27 ± 42	1	Sn ⁺ -O	281 ± 10	1	U ⁺ -N	~485	1
Rb ⁺ -Kr	14.9	1	Sn ⁺ -S	240 ± 19	1	U ⁺ -O	774 ± 13	14
Rb ⁺ -Na	50.1 ± 3.9	1	Sn ⁺ -Se	174 ± 6.3	1	U ⁺ -P	186	1
Rb ⁺ -Ne	6.95	1	Sn ⁺ -Sn	193	1	U ⁺ -S	500 ± 60	20
Rb ⁺ -O	29	1	Sn ⁺ -Te	168.7 ± 8.4	1	V ⁺ -Ar	39.39 ± 0.12	1
Rb ⁺ -Rb	75.6 ± 9.6	1	Sr ⁺ -Ar	13.32 ± 2.92	1	V ⁺ -C	373 ± 13.5	1
Rb ⁺ -Xe	21.5	1	Sr ⁺ -Br	378.1 ± 8.4	1	V ⁺ -D	202 ± 6	1
Re ⁺ -C	497.7 ± 3.9	1	Sr ⁺ -Cl	427 ± 8.4	1	V ⁺ -Fe	314 ± 21	1
Re ⁺ -H	224.7 ± 6.7	1	Sr ⁺ -F	615 ± 50	1	V ⁺ -H	202 ± 6	1
Re ⁺ -O	465.1 ± 4.8	25	Sr ⁺ -H	209 ± 5	1	V ⁺ -Kr	49.46 ± 0.18	1
Rh ⁺ -C	414 ± 17	1	Sr ⁺ -I	308.2	1	V ⁺ -N	448.6 ± 5.8	1
Rh ⁺ -H	164.8 ± 3.8	1	Sr ⁺ -Kr	18.13 ± 6.94	1	V ⁺ -Nb	403.5 ± 0.2	1
Rh ⁺ -O	295.0 ± 5.8	1	Sr ⁺ -Ne	4.52 ± 9.6	1	V ⁺ -O	581.6 ± 9.6	1
Rh ⁺ -S	251.8 ± 11.6	11	Sr ⁺ -O	298.7	1	V ⁺ -S	358.9 ± 8.7	1
Ru ⁺ -C	594.3 ± 6.8	15	Sr ⁺ -Sr	108.5 ± 1.6	1	V ⁺ -Si	229 ± 15	1
Ru ⁺ -H	160.2 ± 5.0	1	Ta ⁺ -C	369.4 ± 3.9	10	V ⁺ -V	302	1
Ru ⁺ -O	372 ± 5	1	Ta ⁺ -H	230 ± 6	1	V ⁺ -Xe	66.4 ± 0.6	1
Ru ⁺ -S	293.3 ± 9.6	15	Ta ⁺ -O	688.7 ± 11.6	10	W ⁺ -C	464.9 ± 17.4	23
S ⁺ -C	620.8 ± 1.3	1	Ta ⁺ -Ta	666	1	W ⁺ -F	444 ± 96	1
S ⁺ -F	343.5 ± 4.8	1	Tb ⁺ -Cu	245 ± 34	1	W ⁺ -H	222.5 ± 5	1
S ⁺ -H	348.2 ± 1.7	1	Tb ⁺ -O	722 ± 15	1	W ⁺ -O	656.9 ± 6.8	10
S ⁺ -N	516 ± 34	1	Tc ⁺ -H	197.5	1	Xe ⁺ -Ar	13.4	1
S ⁺ -O	524.3 ± 0.4	1	Tc ⁺ -O	>167	1	Xe ⁺ -F	188	1
S ⁺ -P	573 ± 21	1	Te ⁺ -H	305 ± 12	1	Xe ⁺ -H	355	1
S ⁺ -S	522.4 ± 0.5	1	Te ⁺ -O	339 ± 50	1	Xe ⁺ -Kr	41.65 ± 0.08	1
Sc ⁺ -C	326 ± 6	1	Te ⁺ -P	415 ± 97	1	Xe ⁺ -N	66.4 ± 9.6	1
Sc ⁺ -Cl	410 ± 42	1	Te ⁺ -Se	342 ± 19	1	Xe ⁺ -Ne	2.1 ± 0.8	1
Sc ⁺ -F	605 ± 32	1	Te ⁺ -Si	339.6	5	Xe ⁺ -Xe	99.6	1
Sc ⁺ -Fe	201 ± 21	1	Te ⁺ -Te	278 ± 29	1	Y ⁺ -C	281 ± 12	1
Sc ⁺ -H	235 ± 8	1	Th ⁺ -Cl	499 ± 29	1	Y ⁺ -F	677 ± 21	1
Sc ⁺ -O	689 ± 5	1	Th ⁺ -F	682 ± 29	1	Y ⁺ -H	260.5 ± 5.8	1
Sc ⁺ -S	529.7 ± 17.4	1	Th ⁺ -O	843 ± 25	14	Y ⁺ -O	718 ± 25	1
Sc ⁺ -Se	475.8 ± 8.4	1	Th ⁺ -Pt	388 ± 193	1	Y ⁺ -Pt	466 ± 192	1
Sc ⁺ -Si	242.3 ± 10.5	1	Th ⁺ -Rh	504 ± 67	1	Y ⁺ -S	533.9 ± 8	1
Se ⁺ -F	364 ± 42	1	Th ⁺ -S	570 ± 75	20	Y ⁺ -Si	243 ± 13	1
Se ⁺ -H	304	1	Ti ⁺ -C	395 ± 23	1	Y ⁺ -Te	360 ± 96	1
Se ⁺ -P	514 ± 25	1	Ti ⁺ -Cl	426.8	1	Y ⁺ -Y	281 ± 21	1
Se ⁺ -S	392 ± 19	1	Ti ⁺ -F	≥456	1	Yb ⁺ -Br	307.4	1
Se ⁺ -Se	413 ± 19	1	Ti ⁺ -H	226.6 ± 10.6	1	Yb ⁺ -Cl	399.6	1
Si ⁺ -Au	175 ± 50	1	Ti ⁺ -N	501 ± 13	1	Yb ⁺ -F	557.5 ± 14.4	1
Si ⁺ -B	351 ± 15	1	Ti ⁺ -O	667 ± 7	1	Yb ⁺ -I	262.0	1
Si ⁺ -Br	276 ± 96	1	Ti ⁺ -Pt	82 ± 96	1	Yb ⁺ -O	376 ± 15	1
Si ⁺ -C	365 ± 50	1	Ti ⁺ -S	461.1 ± 6.8	1	Yb ⁺ -Yb	238 ± 96	1
Si ⁺ -Cl	591.0 ± 0.6	1	Ti ⁺ -Si	249 ± 16	1	Zn ⁺ -Ar	28.7 ± 1.2	1
Si ⁺ -F	684.1 ± 5.4	1	Ti ⁺ -Ti	229	1	Zn ⁺ -H	216 ± 15	1
Si ⁺ -H	316.6 ± 2.1	1	Tl ⁺ -Br	52 ± 50	1	Zn ⁺ -O	161.1 ± 4.8	1
Si ⁺ -O	478 ± 13.4	1	Tl ⁺ -Cl	26 ± 4	1	Zn ⁺ -S	198 ± 12	1
Si ⁺ -P	272 ± 50	1	Tl ⁺ -F	13 ± 21	1	Zn ⁺ -Si	274.1 ± 9.6	1

A ⁺ –B	D ^o ₂₉₈ /kJ mol ^{–1}	Ref.	A ⁺ –B	D ^o ₂₉₈ /kJ mol ^{–1}	Ref.	A ⁺ –B	D ^o ₂₉₈ /kJ mol ^{–1}	Ref.
Zn⁺ –Zn	60 ± 19	1	Zr⁺ –H	218.8 ± 9.6	1	Zr⁺ –S	549.0 ± 9.6	1
Zr⁺ –Ar	36.09 ± 0.24	1	Zr⁺ –N	443 ± 46	1	Zr⁺ –Zr	407.0 ± 9.6	1
Zr⁺ –C	445.8 ± 15.4	1	Zr⁺ –O	753 ± 11	1			

References

- Luo, Y. R., *Comprehensive Handbook of Chemical Bond Energies*, CRC Press, Boca Raton, FL, 2007.
- Parke, L. G., Hinton, C. S., and Armentrout, P. B., *Int. J. Mass Spectrom.* 254, 168, 2006.
- Li, F.-X., Zhang, X.-G., and Armentrout, P. B., *Int. J. Mass Spectrom.* 255/256, 279, 2006.
- Li, F.-X., and Armentrout, P. B., *J. Chem. Phys.* 125, 133114/1, 2006.
- Chattopadhyaya, S., Pramanik, A., Banerjee, A., and Das, K. K., *J. Phys. Chem. A* 110, 12303, 2006.
- Li, J., Hao, Y., Yang, J., Zhou, C., and Mo, Y., *J. Chem. Phys.* 127, 104307/1, 2007.
- Gibson, J. K., Haire, R. G., Santos, M., Pires de Matos, A., and Marçalo, J., *J. Phys. Chem. A* 112, 11373, 2008.
- Merritt, J. M., Kaledin, A. L., Bondybey, V. E., and Heaven, M. C., *Phys. Chem. Chem. Phys.* 10, 4006, 2008.
- Schröder, D., *J. Phys. Chem. A* 112, 13215, 2008.
- Hinton, C. S., Li, F.-X., and Armentrout, P. B., *Int. J. Mass Spectrom.* 280, 226, 2009.
- Armentrout, P. B., and Kretzschmar, I., *J. Phys. Chem. A* 113, 10955, 2009.
- Armentrout, P. B., and Kretzschmar, I., *Inorg. Chem.* 48, 10371, 2009.
- Li, M., Liu, S.-R., and Armentrout, P. B., *J. Chem. Phys.* 131, 144310, 2009.
- Marçalo, J., and Gibson, J. K., *J. Phys. Chem. A* 113, 12599, 2009.
- Armentrout, P. B., and Kretzschmar, I., *Phys. Chem. Chem. Phys.* 12, 4078, 2010.
- Tzeli, D., and Mavridis, A., *J. Chem. Phys.* 132, 194312, 2010.
- Hinton, C. S., and Armentrout, P. B., *J. Chem. Phys.* 133, 124307, 2010.
- Li, F.-X., Hinton, C. S., Citir, M., Liu, F., and Armentrout, P. B., *J. Chem. Phys.* 134, 024310, 2011.
- Li, F.-X., Gorham, K., and Armentrout, P. B., *J. Phys. Chem. A* 114, 11043, 2010.
- Pereira, C. C. L., Marsden, C. J., Marçalo, J., and Gibson, J. K., *Phys. Chem. Chem. Phys.* 13, 12940, 2011.
- Armentrout, P. B., and Kretzschmar, I., *J. Chem. Phys.* 132, 024306, 2010.
- Hinton, C. S., Citir, M., and Armentrout, P. B., *J. Chem. Phys.* 135, 234302, 2011.
- Wnorowski, K., Stano, M., Barszczewska, W., Jówko, A., and Matejčík, Š., *Int. J. Mass Spectrom.* 314, 42, 2012.
- Armentrout, P. B., and Li, F.-X., *J. Phys. Chem. A* 117, 7754, 2013.
- Armentrout, P. B., *J. Chem. Phys.* 139, 084305, 2013.
- Hinton, C. S., Citir, M., and Armentrout, P. B., *Int. J. Mass Spectrom.* 354–355, 87, 2013.
- Parry, I. S., Hermes, A. C., Kartouzian, A., and Mackenzie, S. R., *Phys. Chem. Chem. Phys.* 16, 458, 2014.
- Armentrout, P. B., Parke, L., Hinton, C., and Citir, M., *ChemPlusChem* 78, 1157, 2013.

TABLE 7. Bond Dissociation Energies in Polyatomic Cations

This Table has been arranged on the basis of the Periodic Table with the IUPAC notation for Groups 1 to 18, see inside front cover of this *Handbook*. The **boldface** in the species indicates the dissociated fragment.

Bond	D ^o ₂₉₈ /kJ mol ^{–1}	Ref.	Bond	D ^o ₂₉₈ /kJ mol ^{–1}	Ref.
(1) Group 1			Na ⁺ –HNO ₃	86.2	1
Li ⁺ –H ₂	27.2	1	Na ⁺ –CH ₄	30.1	1
Li ⁺ –CO	57 ± 13	1	Na ⁺ –CH ₃ OH	98.8 ± 5.7	1
Li ⁺ –H ₂ O	139 ± 8	1	Na ⁺ –CH ₃ CN	125.5 ± 9.6	1
Li ⁺ –NH ₃	156 ± 8	1	Na ⁺ –C ₂ H ₄	44.6 ± 4.4	1
Li ⁺ –CH ₄	130	1	Na ⁺ –CH ₃ OCH ₃	101.4 ± 5.7	1
Li ⁺ –CH ₃ OH	156 ± 8	1	Na ⁺ –CH ₃ C(O)H	114.4 ± 3.4	1
Li ⁺ –CH ₃ OCH ₃	167 ± 10	1	Na ⁺ –MeCOMe	131.3 ± 4.1	1
Li ⁺ –pyridine	183.0 ± 14.5	1	Na ⁺ –C ₆ H ₆	97.0 ± 5.9	1
Li ⁺ –Gly (glycine)	220 ± 9	1	Na ⁺ –pyrrole	103.7 ± 4.8	1
Na ⁺ –H ₂	10.4 ± 0.8	1	Na ⁺ –Gly (glycine)	166.7 ± 5.1	1
Na ⁺ –N ₂	33.5	1	Na ⁺ –Ala (alanine)	167 ± 4	1
Na ⁺ –CO	31 ± 8	1	Na ⁺ –GlyGly (glycylglycine)	203 ± 8	1
Na ⁺ –CO ₂	66.5	1	K ⁺ –H ₂	6.1 ± 0.8	1
Na ⁺ –SO ₂	79.1	1	K ⁺ –CO ₂	35.6	1
Na ⁺ –O ₃	52.3	1	K ⁺ –H ₂ O	74.9	1
Na ⁺ –H ₂ O	91.2 ± 6.3	1	K ⁺ (H ₂ O) ₂ –H ₂ O	67.4	1
Na ⁺ (H ₂ O)–H ₂ O	82.0 ± 5.8	1	K ⁺ (H ₂ O) ₃ –H ₂ O	55.2	1
Na ⁺ (H ₂ O) ₂ –H ₂ O	66.1	1	K ⁺ (H ₂ O) ₄ –H ₂ O	11.8	1
Na ⁺ (H ₂ O) ₃ –H ₂ O	52.7 ± 0.8	1	K ⁺ (H ₂ O) ₅ –H ₂ O	44.8	1
Na ⁺ (glycine)–H ₂ O	75.1 ± 5.3	1	K ⁺ (H ₂ O) ₆ –H ₂ O	41.8	1
Na ⁺ (glutamine)–H ₂ O	52 ± 1	1	K ⁺ –NH ₃	79 ± 7	1
Na ⁺ –NH ₃	106.2 ± 5.4	1	K ⁺ –C ₆ H ₆	80.3	1

Bond	$D_{298}^{\circ}/\text{kJ mol}^{-1}$	Ref.	Bond	$D_{298}^{\circ}/\text{kJ mol}^{-1}$	Ref.
K ⁺ –adenine	95.1 ± 3.2	1	Y ⁺ (O)–CO ₂	86 ± 5	1
K ⁺ –indole	104.6 ± 12.6	1	La ⁺ –CH	523 ± 33	1
K ⁺ –Phe (phenylalanine)	150.5 ± 5.8	1	La ⁺ –CH ₂	401 ± 7	1
K ⁺ –Tyr (tyrosine)	165.0 ± 5.8	1	La ⁺ –CH ₃	217 ± 15	1
Rb ⁺ –H ₂ O	66.9 ± 12.6	1	La ⁺ –C ₂ H ₂	262 ± 30	1
Rb ⁺ –NH ₃	78.2	1	La ⁺ –C ₂ H ₄	192.5	1
Rb ⁺ –CH ₃ CN	86.6 ± 1.3	1	Lu ⁺ –CH ₂	>230 ± 6	1
Rb ⁺ –C ₆ H ₅ OH	70.2 ± 3.7	1	Lu ⁺ –CH ₃	176 ± 20	1
Cs ⁺ –H ₂ O	57.3	1	U ⁺ (F)–F	552 ± 44	1
Cs ⁺ –C ₆ H ₅ NH ₂	70.8 ± 4.5	1	U ⁺ (F) ₂ –F	523 ± 38	1
(2) Group 2			U ⁺ (F) ₃ –F	381 ± 19	1
CH ₃ Be ⁺ –CH ₃	192.9 ± 13.4	1	U ⁺ (F) ₄ –F	243 ± 17	1
<i>tert</i> -C(CH ₃) ₃ Be ⁺ – <i>tert</i> -C(CH ₃) ₃	121.8 ± 13.4	1	U ⁺ (F) ₅ –F	26 ± 11	1
Mg ⁺ –OH	314 ± 33	1	(4) Group 4		
Mg ⁺ –CO	43.1 ± 5.8	1	Ti ⁺ –CH	478 ± 5	1
Mg ⁺ –CO ₂	58.4 ± 5.8	1	Ti ⁺ –CH ₂	391 ± 15	1
Mg ⁺ –H ₂ O	122.5 ± 12.5	1	Ti ⁺ –CH ₃	213.8 ± 3	1
Mg ⁺ –NH ₃	158.9 ± 11.6	1	Ti ⁺ –CH ₄	70.3 ± 2.5	1
Mg ⁺ –CH ₄	29.8 ± 6.8	1	Ti ⁺ –C ₂ H ₂	213 ± 13	1
Mg ⁺ –MeOH	147.6 ± 6.8	1	Ti ⁺ –C ₂ H ₄	146 ± 11	1
Mg ⁺ –C ₆ H ₆	155.2	1	Ti ⁺ –C ₆ H ₆	259 ± 9	1
Mg ⁺ –pyridine	200.0 ± 6.4	1	Ti ⁺ –CO	117.7 ± 5.8	1
Mg ⁺ –imidazole	243.9 ± 10.4	1	Ti ⁺ –H ₂ O	157.7 ± 5.9	1
Mg ²⁺ (H ₂ O) ₅ –H ₂ O	101.3	1	Ti ⁺ –NH	466 ± 12	1
Mg ²⁺ (Me ₂ CO) ₅ –Me ₂ CO	93.3	1	Ti ⁺ –NH ₂	356 ± 13	1
Ca ⁺ –OH	435.1 ± 14.5	1	Ti ⁺ –NH ₃	197 ± 7	1
Ca ⁺ –H ₂ O	117.2	1	Ti ⁺ –pyridine	217.2 ± 9.3	1
Ca ⁺ –C ₆ H ₆	134	1	Ti ⁺ –imidazole	≤232.4 ± 8.2	1
Ca ⁺ –imidazole	186.3 ± 3.9	1	Zr ⁺ –CH	568 ± 13	1
Ca ²⁺ (H ₂ O) ₄ –H ₂ O	110.0 ± 5.9	1	Zr ⁺ –CH ₂	444.8 ± 5	1
Ca ²⁺ (Me ₂ CO) ₅ –Me ₂ CO	101.3	1	Zr ⁺ –CH ₃	227.7 ± 9.6	1
Sr ⁺ –CO	20.3	1	Zr ⁺ –C ₂ H ₂	273 ± 14	1
Sr ⁺ –CO ₂	41.9	1	Zr ⁺ –CO	77 ± 10	1
Sr ⁺ –H ₂ O	144.3	1	Zr ⁺ –CS	257.6 ± 10.6	1
Sr ⁺ –C ₆ H ₆	117	1	Hf ⁺ –CH	492.1 ± 14.5	2
Sr ²⁺ (H ₂ O) ₅ –H ₂ O	87.4	1	Hf ⁺ –CH ₂	421.6 ± 6.8	2
Ba ⁺ –OH	530.7 ± 19.3	1	Hf ⁺ –CH ₃	204.5 ± 25.1	2
Ba ²⁺ (H ₂ O) ₄ –H ₂ O	90.8	1	Hf ⁺ –C ₂ H ₂	150.6	1
(3) Group 3			(5) Group 5		
Sc ⁺ –H ₂	23.0 ± 1.3	1	(CO) ₆ V ⁺ –H	220 ± 14	1
Sc ⁺ –CH ₂	412 ± 22	1	V ⁺ –H ₂	42.7 ± 2.1	1
Sc ⁺ –CH ₃	233 ± 10	1	V ⁺ –CH	479.5 ± 8.8	10
Sc ⁺ –C ₂ H ₂	240 ± 20	1	V ⁺ –CH ₂	326 ± 6	1
Sc ⁺ –C ₂ H ₄	≥131	1	V ⁺ –CH ₃	193 ± 7	1
Sc ⁺ –C ₆ H ₆	222 ± 21	1	V ⁺ –C ₂ H ₂	172 ± 8	1
Sc ⁺ –H ₂ O	131	1	V ⁺ –C ₂ H ₄	124 ± 8	1
Sc ⁺ –NH	483 ± 10	1	V ⁺ –(η ⁵ -C ₅ H ₅)	530.7	1
Sc ⁺ –NH ₂	347 ± 5	1	V ⁺ –C ₆ H ₆	234 ± 10	1
Sc ⁺ –pyridine	231.5 ± 10.3	1	V ⁺ –CO	114.8 ± 2.9	1
Y ⁺ –CH ₂	398 ± 13	1	V ⁺ –CO ₂	72.4 ± 3.8	1
Y ⁺ –CH ₃	249 ± 5.0	1	V ⁺ –H ₂ O	149.8 ± 5.0	1
Y ⁺ –C ₂ H ₂	218 ± 13	1	V ⁺ –NH	423 ± 29	1
Y ⁺ –C ₂ H ₄	>138	1	V ⁺ –NH ₂	293 ± 6	1
Y ⁺ –CO	29.9 ± 10.6	1	V ⁺ –NH ₃	192 ± 11	1
Y ⁺ –CS	137.0 ± 7.7	1	V ⁺ –pyridine	218.7 ± 13.5	1

Bond	$D_{298}^{\circ}/\text{kJ mol}^{-1}$	Ref.	Bond	$D_{298}^{\circ}/\text{kJ mol}^{-1}$	Ref.
V ⁺ -imidazole	$\leq 243.4 \pm 8.0$	1	Mn ⁺ -OH	332 ± 24	1
Nb ⁺ -H ₂	61.9	1	Mn ⁺ -CO	25 ± 10	1
Nb ⁺ -CH	581 ± 19	1	Mn ⁺ -H ₂ O	121.8 ± 5.9	1
Nb ⁺ -CH ₂	428.4 ± 8.7	1	Mn ⁺ -CH ₃ OH	134 ± 29	1
Nb ⁺ -CH ₃	198.8 ± 10.6	1	Mn ⁺ -OC(CH ₃) ₂	159 ± 14	1
Nb ⁺ -CH ₃ NH ₂	134	1	Mn ⁺ -CS	80.0 ± 21	1
Nb ⁺ -C ₃ H ₆	117.7	1	Mn ⁺ -NH ₂	254 ± 20	1
(NbFe) ⁺ -C ₃ H ₄	>163	1	Mn ⁺ -NH ₃	147 ± 8	1
Nb ⁺ -CO	95.5 ± 4.8	1	Tc ⁺ -CH ₂	<464	1
Nb ⁺ -CS	242.2 ± 10.6	1	Tc ⁺ -C ₂ H ₂	<320	1
Nb ₇ ⁺ -N ₂	<215	1	Re ⁺ (CH ₃)(CO) ₅ -H	294 ± 13	1
Ta ⁺ -CH	561.5 ± 15.4	6	(PMe ₃)(CO) ₂ Re ⁺ -H	300.4	1
Ta ⁺ -CH ₂	464.1 ± 2.9	6			
Ta ⁺ -CH ₃	259.5 ± 13.5	6	(8) Group 8		
Ta ⁺ -C ₆ H ₆	251~301	1	Fe ⁺ (O)-H	444 ± 17	1
(6) Group 6			Fe ⁺ (CO)-H	120 ± 23	1
(CO) ₆ Cr ⁺ -H	230 ± 10	1	Fe ⁺ (H ₂ O)-H	215 ± 14	1
($\eta^5\text{-C}_5\text{H}_5$)(NO)(CO) ₂ Cr ⁺ -H	207.1 ± 14	1	Fe ⁺ ($\eta^5\text{-C}_5\text{H}_5$)-H	193 ± 21	1
Cr ⁺ -H ₂	31.8 ± 2.1	1	(CO) ₂ ₅ Fe ⁺ -H	299 ± 15	1
Cr ⁺ -CH	294 ± 29	1	Fe ⁺ -H ₂	45.2 ± 2.5	1
Cr ⁺ -CH ₂	216 ± 4	1	Fe ⁺ -CH	423 ± 29	1
Cr ⁺ -CH ₃	110 ± 4	1	Fe ⁺ -CH ₂	$\leq 342 \pm 2$	1
Cr ⁺ -C ₆ H ₆	170 ± 10	1	Fe ⁺ -CH ₃	229 ± 5	1
Cr ⁺ -indole	196.6 ± 16.7	1	Fe ⁺ -CH ₄	73.2	1
Cr ⁺ -CO	89.7 ± 5.8	1	Fe ⁺ -C ₂ H ₂	159.0 ± 2.1	1
Cr ⁺ -OH	298 ± 14	1	Fe ⁺ -C ₂ H ₃	238 ± 10	1
Cr ⁺ -H ₂ O	132.6 ± 8.8	1	Fe ⁺ -C ₂ H ₄	145 ± 11	1
Cr ⁺ -N ₂	59 ± 4	1	Fe ⁺ -C ₂ H ₅	233 ± 9	1
Cr ⁺ -NH ₃	183 ± 10	1	Fe ⁺ -C ₂ H ₆	64 ± 6	1
(CO) ₆ Mo ⁺ -H	260 ± 9	1	Fe ⁺ -OH	366 ± 12	1
Mo ⁺ -CH	513.3 ± 13.5	1	Fe ⁺ -CO	129.3 ± 3.9	1
Mo ⁺ -CH ₂	344.4 ± 10	1	Fe ⁺ D-CO	53 ± 13	1
Mo ⁺ -CH ₃	151.5 ± 8.7	1	Fe ⁺ -CO ₂	74.3 ± 7.7	1
Mo ⁺ -CO	193.9 ± 9.6	1	Fe ⁺ -H ₂ O	128.9 ± 0.8	1
Mo ⁺ -CO ₂	49.2 ± 7	1	Fe ⁺ -N ₂	53 ± 4	1
Mo ⁺ -CS	162 ± 18	1	Fe ⁺ -NH ₃	184 ± 12	1
Mo ⁺ -CS ₂	67.5 ± 12.5	1	Fe ⁺ -CS ₂	166.1 ± 4.6	1
Mo ⁺ -NH	<385	1	Fe ⁺ -imidazole	246.1 ± 13.8	1
Mo ⁺ -pyrrole	>289	1	Fe ⁺ -SiH	254 ± 13	1
(CO) ₆ W ⁺ -H	257 ± 9	1	Fe ⁺ -SiH ₂	181 ± 9	1
W ⁺ -CH	580 ± 27	1	Fe ⁺ -SiH ₃	183 ± 9	1
W ⁺ -CH ₂	456.4 ± 5.8	1	Ru ⁺ ($\eta^5\text{-C}_5\text{H}_5$) ₂ -H	292 ± 16	1
W ⁺ -CH ₃	$\sim 222.9 \pm 9.6$	1	($\eta^5\text{-C}_5\text{Me}_5$) ₂ Ru ⁺ -H	284.5	1
(PMe ₃) ₃ (CO) ₃ W ⁺ -H	259.4	1	Ru ⁺ -CH	501.7 ± 11.6	1
W ⁺ -pyrrole	>209	1	Ru ⁺ -CH ₂	344.4 ± 4.8	1
(7) Group 7			Ru ⁺ -CH ₃	160.2 ± 5.8	1
(CO) ₅ Mn ⁺ -H	172 ± 10	1	Ru ⁺ -CS	244.9 ± 17.4	9
Mn ⁺ -H ₂	7.9 ± 1.7	1	Os ⁺ -CH	653.2 ± 14.5	11
Mn ⁺ -CH ₂	295 ± 13	1	Os ⁺ -CH ₃	276.9 ± 14.5	11
Mn ⁺ -CH ₃	215 ± 10	1	OsO ₄ ⁺ -H	552 ± 13	1
Mn ⁺ (CO) ₅ -CH ₃	132 ± 15	1			
Mn ⁺ (CO) ₅ -CH ₄	>30	1	(9) Group 9		
Mn ⁺ -($\eta^5\text{-C}_5\text{H}_5$)	326.1 ± 9.6	1	($\eta^5\text{-C}_5\text{H}_5$)(CO) ₂ Co ⁺ -H	245 ± 12	1
Mn ⁺ -C ₆ H ₆	145 ± 10	1	(CH ₃ OD)Co ⁺ -H	147.6 ± 7.7	1
			Co ⁺ -H ₂	76.1 ± 4.2	1
			($\eta^5\text{-C}_5\text{H}_5$)Co ⁺ -H ₂	67.8	1

Bond	$D_{298}^{\circ}/\text{kJ mol}^{-1}$	Ref.
Co^+-CH	420 ± 37	1
Co^+-CH_2	317 ± 5	1
Co^+-CH_3	203 ± 4	1
Co^+-CH_4	96.7	1
$\text{Co}^+-\text{C}_{60}$	243 ± 67	1
Co^+-CO	173.7 ± 6.7	1
$\text{Co}^+-\text{H}_2\text{O}$	164.4 ± 5.9	1
Co^+-CS	259 ± 33	1
Co^+-N_2	96.2 ± 7.1	1
Co^+-NH_2	247 ± 7	1
Co^+-NH_3	219 ± 16	1
$\text{Co}^+-\text{CH}_3\text{CN}$	$>255 \pm 17$	1
$\text{Co}^+-\text{P}(\text{CH}_3)_3$	278 ± 11	1
$\text{Co}^+-\text{P}(\text{C}_2\text{H}_5)_3$	339 ± 16	1
$(\text{CH})\text{Rh}^+-\text{H}$	372 ± 21	1
$(\eta^5-\text{C}_5\text{H}_5)(\text{CO})_2\text{Rh}^+-\text{H}$	287 ± 12	1
Rh^+-CH	444 ± 12	1
Rh^+-CH_2	356 ± 8	1
Rh^+-CH_3	142 ± 6	1
Rh^+-NO	167 ± 21	1
Rh^+-CS	256.6 ± 18.3	8
$(\text{CO})(\eta^5-\text{C}_5\text{H}_5)(\text{PPh}_3)\text{Ir}^+-\text{H}$	313.4	1
$(\text{CO})_2(\eta^5-\text{C}_5\text{Me}_5)\text{Ir}^+-\text{H}$	298.3	1
Ir^+-CH	666.7 ± 22.2	3
Ir^+-CH_2	474.7 ± 2.9	3
Ir^+-CH_3	313.6 ± 17.4	3
$\text{Ir}^+-\text{C}_2\text{H}_4$	234.3	1
(10) Group 10		
$(\text{CO})_4\text{Ni}^+-\text{H}$	248 ± 9	1
$(\eta^5-\text{C}_5\text{H}_5)(\text{NO})\text{Ni}^+-\text{H}$	315 ± 14	1
$(\eta^5-\text{C}_5\text{H}_5)(\eta^5-\text{C}_5\text{H}_5)\text{Ni}^+-\text{H}$	215 ± 13	1
Ni^+-H_2	72.4 ± 1.3	1
Ni^+-CH	301.0 ± 11.6	1
Ni^+-CH_2	306 ± 4	1
Ni^+-CH_3	169.8 ± 6.8	1
Ni^+-CH_4	96.5 ± 4	1
Ni^+-OH	235 ± 19	1
Ni^+-CO	175 ± 11	1
Ni^+-CO_2	104 ± 1	1
$\text{Ni}^+-\text{H}_2\text{O}$	183.7 ± 3.3	1
Ni^+-CS	234.5 ± 9.6	1
Ni^+-N_2	110.9 ± 10.5	1
Ni^+-NO	227.6 ± 7.5	1
Ni^+-NH_2	232.5 ± 7.7	1
Ni^+-NH_3	238 ± 19	1
Pd^+-CH	536 ± 10	1
Pd^+-CH_2	463 ± 3	1
Pd^+-CH_3	258 ± 8	1
Pd^+-CH_4	170.8 ± 7.7	1
Pd^+-CS	200 ± 14	1
$\text{Pd}^+-\text{C}_2\text{H}_2$	$>28.9 \pm 4.8$	1
Pt^+-H_2	146.7 ± 11.6	1
Pt^+-CH	536.4 ± 9.6	1
Pt^+-CH_2	471	1
Pt^+-CH_3	257.6 ± 7.7	1

Bond	$D_{298}^{\circ}/\text{kJ mol}^{-1}$	Ref.
Pt^+-CH_4	170.8 ± 7.7	1
Pt^+-O_2	64.6 ± 4.8	1
Pt^+-CO	218.1 ± 8.7	1
Pt^+-CO_2	59.8 ± 4.8	1
Pt^+-NH_3	274 ± 12	1
$\text{Pt}^+-\text{C}_2\text{H}_4$	229.7	1
(11) Group 11		
Cu^+-H_2	51.9 ± 0.4	1
Cu^+-CH_2	267.3 ± 6.8	1
Cu^+-CH_3	111 ± 7	1
$\text{Cu}^+-\text{C}_2\text{H}_2$	$>21.2 \pm 9.6$	1
$\text{Cu}^+-\text{C}_2\text{H}_4$	176 ± 14	1
$\text{Cu}^+-\text{C}_6\text{H}_6$	218.0 ± 9.6	1
Cu^+-CO	149 ± 7	1
Cu^+-N_2	89 ± 30	1
Cu^+-NO	109.0 ± 4.8	1
$\text{Cu}^+-\text{H}_2\text{O}$	160.7 ± 7.5	1
Cu^+-NH_2	192 ± 13	1
Cu^+-NH_3	237 ± 15	1
Cu^+-CS	238.3 ± 11.6	1
Cu^+-SiH	246 ± 27	1
Cu^+-SiH_2	$\geq 231 \pm 7$	1
Cu^+-SiH_3	97 ± 25	1
Ag^+-CH_2	$\geq 107 \pm 4$	1
Ag^+-CH_3	66.6 ± 4.8	1
$\text{Ag}^+-\text{C}_2\text{H}_5$	65.7 ± 7.5	1
$\text{Ag}^+-\text{C}_6\text{H}_6$	167 ± 19	1
Ag^+-O_2	29.7 ± 0.8	1
Ag^+-CO	89 ± 5	1
$\text{Ag}^+-\text{H}_2\text{O}$	134 ± 8	1
Ag^+-CS	152 ± 20	1
Ag^+-NH_3	170 ± 13	1
Au^+-CH_2	357.0 ± 6.8	5
Au^+-CH_3	209.4 ± 23.2	5
$\text{Au}^+-\text{C}_2\text{H}_4$	344.5	1
$\text{Au}^+-\text{C}_6\text{H}_6$	289 ± 29	1
Au^+-CO	201 ± 8	1
$\text{Au}^+-\text{H}_2\text{O}$	164.0 ± 9.6	1
$\text{Au}^+-\text{H}_2\text{S}$	230 ± 25	1
Au^+-NH_3	297 ± 29	1
Au^+-PH_3	402 ± 33	1
(12) Group 12		
Zn^+-H_2	15.7 ± 1.7	1
Zn^+-CH_3	280 ± 7	1
Zn^+-OH	127.2	1
$\text{Zn}^+-\text{H}_2\text{O}$	163	1
Zn^+-NO	76.2 ± 9.6	1
$\text{Zn}^+-\text{pyrimidine}$	209.6 ± 7.7	1
Zn^+-CS	149 ± 23	1
Cd^+-CH_3	228 ± 3	1
$\text{Cd}^+(\text{CH}_3)-\text{CH}_3$	109 ± 3	1
$\text{Cd}^+-\text{C}_6\text{H}_6$	136 ± 19	1
Hg^+-CH_3	285 ± 3	1
$\text{Hg}^+(\text{CH}_3)-\text{CH}_3$	96 ± 3	1

Bond	$D_{298}^{\circ}/\text{kJ mol}^{-1}$	Ref.
(13) Group 13		
B^+-H_2	15.9 ± 0.8	1
HB^+-H_2	61.5 ± 2.1	1
$(\text{CH}_3)_2\text{B}^+-\text{CH}_3$	32.6 ± 4.2	1
Al^+-H_2	5.6 ± 0.6	1
Al^+-N_2	5.6	1
Al^+-CO_2	≥ 29.3	1
$\text{Al}^+-\text{H}_2\text{O}$	104 ± 15	1
Al^+-MeOH	139.7	1
$\text{Al}^+-\text{EtC}(\text{O})\text{Et}$	191.2	1
$\text{Al}^+-\text{C}_6\text{H}_6$	147.3 ± 8.4	1
$\text{Al}^+-\text{pyridine}$	190.3 ± 10.3	1
$\text{Al}^+-\text{phenol}$	154.8 ± 16.7	1
$\text{Al}^+-\text{imidazole}$	232.4 ± 8.2	1
Ga^+-NH_3	122.5	1
In^+-NH_3	111.0	1
(14) Group 14		
$\text{C}_{58}^{+}-\text{C}_2$	955 ± 15	1
$\text{C}_{60}^{+}-\text{C}_2$	822.0 ± 12.5	1
$\text{C}_{62}^{+}-\text{C}_2$	846.2 ± 10.6	1
$\text{C}_{78}^{+}-\text{C}_2$	938.8 ± 10.6	1
$\text{HC}_2^{+}-\text{H}$	574.749	1
$\text{C}_6\text{H}_5^{+}-\text{H}$	376.3 ± 4.8	1
$\text{C}_2\text{H}_3^{+}-\text{Cl}$	249 ± 1.0	7
$\text{C}_2\text{H}_5^{+}-\text{Br}$	206.3 ± 1.0	7
$\text{C}_6\text{H}_5^{+}-\text{Br}$	266.3	1
$\text{C}_2\text{H}_3^{+}-\text{I}$	196.2 ± 1.4	7
$\text{CH}_3^{+}-\text{H}_2$	186	1
$\text{CH}_5^{+}-\text{H}_2$	7.9 ± 0.4	1
$\text{C}_2\text{H}_5^{+}-\text{H}_2$	17	1
$\text{CH}_3^{+}-\text{O}_2$	80 ± 7	4
CO^+-N_2	67.5 ± 19.3	1
$\text{H}_2\text{CH}^+-\text{N}_2$	31.8	1
CO^+-CO	173.7 ± 14.6	1
$\text{CO}^+(\text{CO})-\text{CO}$	52.3	1
$\text{CO}^+(\text{CO})_2-\text{CO}$	30.2	1
$\text{CO}^+(\text{CO})_3-\text{CO}$	18.4	1
$(\text{CO}_2)^+-\text{CO}_2$	70.3	1
$(\text{CO}_2)^+(\text{CO}_2)-\text{CO}_2$	34.7	1
$(\text{CO}_2)^+(\text{CO}_2)_2-\text{CO}_2$	21.3	1
$(\text{CO}_2)^+(\text{CO}_2)_3-\text{CO}_2$	20.1 ± 1.3	1
$\text{CH}_3^{+}-\text{N}_2\text{O}$	221.3	1
$\text{CH}_3^{+}-\text{SO}_2$	253.6	1
$\text{CH}_3^{+}-\text{OCS}$	239.3	1
$\text{CH}_3^{+}-\text{CS}_2$	251.9	1
$\text{CH}_3^{+}-\text{H}_2\text{O}$	279	1
$\text{CH}_3^+(\text{H}_2\text{O})-\text{H}_2\text{O}$	106.3	1
$\text{CH}_3^+(\text{H}_2\text{O})_2-\text{H}_2\text{O}$	87.9	1
$\text{CH}_3^+(\text{H}_2\text{O})_3-\text{H}_2\text{O}$	61.9	1
$\text{CH}_3^+(\text{H}_2\text{O})_4-\text{H}_2\text{O}$	48.5	1
$\text{CH}_3^{+}-\text{H}_2\text{S}$	344.8	1
$\text{CH}_2^{+}-\text{CH}_2\text{O}$	303.0 ± 2.9	1
$\text{CH}_3^{+}-\text{NH}_3$	431.4	1
$(\text{CH}_3)^+-\text{CH}_3$	209.2 ± 4.2	1

Bond	$D_{298}^{\circ}/\text{kJ mol}^{-1}$	Ref.
$\text{CH}_3^{+}-\text{CH}_4$	166.5	1
$\text{CF}_3^{+}-\text{CH}_4$	19.0	1
$(\text{CH}_3)^+-\text{CH}_4$	28.7 ± 1.3	1
$\text{C}_6\text{H}_6^{+}-\text{CH}_4$	12.0	1
$\text{CH}_3^{+}-\text{CH}_3\text{F}$	230	1
$\text{CH}_3^{+}-\text{CF}_3\text{Cl}$	221	1
$\text{CH}_3^{+}-\text{CH}_3\text{Cl}$	259	1
<i>tert</i> - $\text{C}_4\text{H}_9^{+}-\text{CH}_3\text{OH}$	63	1
<i>tert</i> - $\text{C}_4\text{H}_9^{+}-\text{CH}_3\text{CN}$	85	1
<i>tert</i> - $\text{C}_4\text{H}_9^{+}-\text{SO}_2\text{F}_2$	43.5	1
$\text{CH}_3^{+}-\text{C}_2\text{H}_3\text{O}$	338.7 ± 2.9	1
$\text{CH}_3^{+}-\text{CF}_3\text{ClOCl}$	252	1
<i>tert</i> - $\text{C}_4\text{H}_9^{+}-(\text{CH}_3)_2\text{S}$	185	1
<i>tert</i> - $\text{C}_4\text{H}_9^{+}-\text{C}_2\text{H}_5\text{OH}$	85	1
<i>tert</i> - $\text{C}_4\text{H}_9^{+}-\text{C}_3\text{H}_8$	27.6	1
<i>tert</i> - $\text{C}_4\text{H}_9^{+}-t\text{-C}_4\text{H}_9\text{Cl}$	339	1
<i>tert</i> - $\text{C}_4\text{H}_9^{+}-(\text{CH}_3)_3\text{CH}$	30.1	1
<i>tert</i> - $\text{C}_4\text{H}_9^{+}-\text{C}_6\text{H}_6$	92	1
$(\text{C}_6\text{H}_6)^+-\text{C}_6\text{H}_6$	73.6	1
$(\text{C}_6\text{H}_6)^+-text{indole}$	54.8	1
$\text{C}_6\text{F}_6^{+}-\text{C}_6\text{F}_6$	30.1 ± 4	1
$\text{C}_{60}^{+}-\text{C}_{60}$	35.89 ± 7.72	1
$\text{PhSiH}_2^{+}-\text{H}$	159	1
$\text{Si}^+(\text{CH}_3)_3-\text{Cl}$	178.5 ± 1.9	1
$\text{SiH}_3^{+}-\text{CO}$	≥ 151	1
$\text{SiF}_3^{+}-\text{CO}$	174.1 ± 1.3	1
$(\text{CH}_3)_3\text{Si}^+-\text{H}_2\text{O}$	125.9 ± 7.9	1
$(\text{CH}_3)_3\text{Si}^+-\text{NH}_3$	194.6	1
$\text{Si}^+(\text{CH}_3)(\text{Cl})_2-\text{CH}_3$	60.8 ± 2.9	1
$\text{Si}^+(\text{CH}_3)_2(\text{Cl})-\text{CH}_3$	41.5 ± 1.9	1
Si^+-CH_3	413.9 ± 5.8	1
$\text{Si}^+(\text{CH}_3)-\text{CH}_3$	123 ± 48	1
$\text{Si}^+(\text{CH}_3)_2-\text{CH}_3$	513 ± 27	1
$\text{Si}^+(\text{CH}_3)_3-\text{CH}_3$	66.6 ± 5.8	1
$(\text{CH}_3)_3\text{Si}^+-\text{CH}_3\text{OH}$	164.0	1
$(\text{CH}_3)_3\text{Si}^+-\text{C}_2\text{H}_5\text{O}$	184.9	1
$(\text{CH}_3)_3\text{Si}^+-\text{C}_6\text{H}_6$	100.0	1
$(\text{CH}_3)_3\text{Si}^+-\text{CH}_3\text{NH}_2$	231.8	1
$(\text{CH}_3)_3\text{Ge}^+-\text{H}_2\text{O}$	119.7 ± 2.1	1
$(\text{C}_2\text{H}_5)_3\text{Ge}^+-\text{H}_2\text{O}$	104.2 ± 2.1	1
$(\text{CH}_3)_3\text{Sn}^+-\text{NH}_3$	154	1
$(\text{CH}_3)_3\text{Sn}^+-\text{H}_2\text{O}$	108	1
$(\text{CH}_3)_3\text{Sn}^+-\text{C}_3\text{H}_7\text{SH}$	143	1
$\text{Pb}^+-\text{H}_2\text{O}$	93.7	1
Pb^+-NH_3	118.4 ± 0.8	1
$\text{Pb}^+-\text{CH}_3\text{OH}$	97.5 ± 0.8	1
$\text{Pb}^+-\text{CH}_3\text{NH}_2$	148.1 ± 1.3	1
$\text{Pb}^+-\text{C}_6\text{H}_6$	110 ± 2	1
(15) Group 15		
$\text{H}_2\text{N}^+-\text{H}$	544.43 ± 0.10	1
$\text{H}_3\text{N}^+-\text{H}$	515.1	1
$\text{Me}_3\text{N}^+-\text{H}$	376	1
$\text{Et}_3\text{N}^+-\text{H}$	362	1
$(\text{imidazole})^+-\text{Zn}$	216.1 ± 3.9	1

Bond	$D_{298}^{\circ}/\text{kJ mol}^{-1}$	Ref.	Bond	$D_{298}^{\circ}/\text{kJ mol}^{-1}$	Ref.
$\text{N}_2\text{H}^+-\text{H}_2$	24.7 ± 0.8	1	$\text{O}_2^+(\text{O}_2)-\text{O}_2$	24.6 ± 1.3	1
ON^+-O_2	14.2	1	$\text{O}_2^+(\text{O}_2)_2-\text{O}_2$	10.4 ± 0.8	1
N^+-N_2	303.8	1	$\text{O}_2^+(\text{O}_2)_3-\text{O}_2$	9.0 ± 0.8	1
ON^+-N_2	21.3	1	$\text{O}_2^+(\text{O}_2)_4-\text{O}_2$	8.0 ± 0.8	1
N_2^+-N_2	102.3 ± 14.6	1	$\text{O}_2^+(\text{O}_2)_5-\text{O}_2$	7.9 ± 1.3	1
HN_2^+-N_2	60.7	1	O^+-N_2	231.4	1
N_3^+-N_2	18.8 ± 1.3	1	O_2^+-N_2	22.6	1
$\text{O}_2\text{N}^+-\text{N}_2$	19.2 ± 1.3	1	$(\text{H}_3\text{O})^+-\text{N}_2$	22.2 ± 2.1	1
$\text{H}_4\text{N}^+-\text{N}_2$	54 ± 21	1	O_4^+-N_2	12.3	1
ON^+-NO	59.4 ± 0.8	1	O_2^+-CO	31.8	1
ON^+-CO	27.2 ± 1.3	1	O_2^+-CO_2	41.0 ± 2.1	1
ON^+-O_3	<58	1	$\text{CO}_2^+-\text{CO}_2$	65.3 ± 4	1
ON^+-CO_2	32.2	1	$(\text{H}_3\text{O})^+-\text{CO}_2$	64.0	1
$\text{N}_2\text{O}^+-\text{ON}_2$	72.8 ± 6.3	1	$(\text{H}_3\text{O})^+(\text{CO}_2)-\text{CO}_2$	51.9	1
NO^+-ON_2	36.4 ± 0.8	1	$(\text{H}_3\text{O})^+(\text{CO}_2)_2-\text{CO}_2$	43.9	1
$(\text{HON}_2)^+-\text{ON}_2$	69.9 ± 4	1	$(\text{H}_3\text{O})^+(\text{CO}_2)_3-\text{CO}_2$	18.0	1
$\text{ON}^+-\text{H}_2\text{O}$	95	1	O_2^+-ON_2	56.1 ± 4	1
$\text{ON}^+(\text{H}_2\text{O})-\text{H}_2\text{O}$	67.4	1	$(\text{H}_3\text{O})^+-\text{ON}_2$	70.7 ± 6.5	1
$\text{ON}^+(\text{H}_2\text{O})_2-\text{H}_2\text{O}$	56.5	1	$(\text{H}_3\text{O})^+(\text{H}_2\text{O})-\text{ON}_2$	50.6 ± 2.1	1
$\text{H}_4\text{N}^+-\text{H}_2\text{O}$	86.2 ± 4.2	1	$(\text{H}_3\text{O})^+(\text{H}_2\text{O})_2-\text{ON}_2$	42.7 ± 2.1	1
$\text{H}_4\text{N}^+(\text{H}_2\text{O})-\text{H}_2\text{O}$	72.8 ± 4.2	1	O_3^+-O_3	67.5 ± 39	1
$\text{H}_4\text{N}^+(\text{H}_2\text{O})_2-\text{H}_2\text{O}$	57.3 ± 4.2	1	$\text{OCIO}^+-\text{OCIO}$	246 ± 48	1
$\text{H}_4\text{N}^+(\text{H}_2\text{O})_3-\text{H}_2\text{O}$	51.0	1	$\text{O}_2^+-\text{H}_2\text{O}$	>67	1
$\text{H}_4\text{N}^+(\text{H}_2\text{O})_4-\text{H}_2\text{O}$	44.4	1	$(\text{OH})^+(\text{H}_2\text{O})_2-\text{H}_2\text{O}$	87.4	1
$(\text{glycine})\text{H}^+-\text{H}_2\text{O}$	77.2 ± 11.0	1	$(\text{OH})^+(\text{H}_2\text{SO}_4)(\text{H}_2\text{O})_4-\text{H}_2\text{O}$	56.9	1
$(\text{tryptophan})\text{H}^+-\text{H}_2\text{O}$	31.2 ± 2.5	1	$(\text{OH})^+(\text{H}_2\text{SO}_4)(\text{H}_2\text{O})_5-\text{H}_2\text{O}$	49.8	1
$(\text{tryptophanylglycine})\text{H}^+-\text{H}_2\text{O}$	56.0 ± 5.3	1	$(\text{OH})^+(\text{H}_2\text{SO}_4)(\text{H}_2\text{O})_6-\text{H}_2\text{O}$	44.8	1
$\text{H}_4\text{N}^+-\text{H}_2\text{S}$	47.7	1	$(\text{H}_2\text{O})^+-\text{H}_2\text{O}$	164.0	1
$\text{H}^+(\text{NH}_3)-\text{NH}_3$	108.8	1	$(\text{H}_3\text{O})^+-\text{H}_2\text{O}$	140.2	1
$\text{H}^+(\text{NH}_3)_2-\text{NH}_3$	69.5	1	$(\text{H}_3\text{O})^+(\text{H}_2\text{O})-\text{H}_2\text{O}$	93.3	1
$\text{H}^+(\text{NH}_3)_3-\text{NH}_3$	57.3	1	$(\text{H}_3\text{O})^+(\text{H}_2\text{O})_2-\text{H}_2\text{O}$	71.1	1
$\text{H}^+(\text{NH}_3)_4-\text{NH}_3$	49.0	1	$(\text{H}_3\text{O})^+(\text{H}_2\text{O})_3-\text{H}_2\text{O}$	64.0	1
$\text{H}^+(\text{NH}_3)_5-\text{NH}_3$	29.3	1	$(\text{H}_3\text{O})^+(\text{H}_2\text{O})_4-\text{H}_2\text{O}$	54.4	1
$\text{H}^+(\text{NH}_3)_6-\text{NH}_3$	27.2	1	$(\text{H}_3\text{O})^+(\text{H}_2\text{O})_5-\text{H}_2\text{O}$	49.0	1
$\text{NH}_4^+-\text{CH}_4$	15.0	1	$(\text{H}_3\text{O})^+(\text{H}_2\text{O})_6-\text{H}_2\text{O}$	43.1	1
$\text{ON}^+-\text{CH}_3\text{OH}$	97.6	1	$(\text{HCOOH})\text{H}^+-\text{H}_2\text{O}$	100.8	1
$\text{O}_2\text{N}^+-\text{CH}_3\text{OH}$	80.3 ± 9.6	1	$\text{CH}_3\text{OH}_2^+-\text{H}_2\text{O}$	115.6	1
$(\text{CH}_3\text{CNH})^+-\text{CH}_3\text{CN}$	130.1 ± 9.6	1	$\text{CH}_3\text{CHOH}^+-\text{H}_2\text{O}$	104.6	1
$(\text{pyridineH})^+-\text{pyridine}$	105.4 ± 4	1	$(\text{CH}_3)_2\text{OH}^+-\text{H}_2\text{O}$	100.4	1
$(\text{valine H})^+-\text{valine}$	86.6 ± 8.4	1	$(\text{tetrahydrofuranH})^+-\text{H}_2\text{O}$	82.8	1
$(\text{betainH})^+-\text{betaine}$	139.9 ± 4.8	1	$(\text{furanH})^+-\text{H}_2\text{O}$	43.5	1
$\text{H}_4\text{P}^+-\text{H}_2\text{O}$	54.4	1	$\text{furane}^+-\text{H}_2\text{O}$	41.0	1
$(\text{H}_4\text{P})^+-\text{PH}_3$	48.1	1	$(\text{phenol})^+-\text{H}_2\text{O}$	78.0	1
AsH_2^+-H	257	1	$(1\text{-naphthol})^+-\text{H}_2\text{O}$	66.4	1
$\text{I}_2\text{As}^+-\text{acetone}$	106 ± 17	1	$\text{H}_3\text{O}^+-\text{HC(O)H}$	137.7	1
$\text{I}_2\text{As}^+-\text{benzene}$	77 ± 17	1	$\text{H}_3\text{O}^+-\text{NH}_3$	229.3	1
$\text{Bi}^+-\text{H}_2\text{O}$	95.4	1	$\text{H}_3\text{O}^+(\text{NH}_3)-\text{NH}_3$	77.0	1
Bi^+-NH_3	149	1	$\text{H}_3\text{O}^+(\text{NH}_3)_2-\text{NH}_3$	71.5	1
$\text{Bi}^+-\text{C}_6\text{H}_6$	≤ 149	1	$\text{H}_3\text{O}^+(\text{NH}_3)_3-\text{NH}_3$	62.8	1
(16) Group 16			$\text{H}_3\text{O}^+-\text{PH}_3$	144	1
$(\text{H}_3\text{O})^+-\text{H}_2$	14.6 ± 2.1	1	$\text{H}_3\text{O}^+-\text{SO}_3$	74	1
O^+-O_2	179.5	1	$(\text{HCOOH})^+-\text{HCOOH}$	96.5 ± 9.6	1
$\text{O}^+(\text{O}_2)_1-\text{O}_2$	28.9	1	$\text{H}_3\text{O}^+-\text{CH}_4$	33.5	1
$\text{O}^+(\text{O}_2)_2-\text{O}_2$	3.9	1	$(\text{CH}_3\text{OH})^+-\text{CH}_3\text{OH}$	115.8 ± 19.3	1
O_2^+-O_2	38.3 ± 2.1	1	$\text{CH}_3\text{OH}_2^+-\text{CH}_3\text{OH}$	136.4	1

Bond	$D_{298}^{\circ}/\text{kJ mol}^{-1}$	Ref.
$\text{H}_3\text{O}^+-\text{CH}_3\text{CN}$	195.4	1
$\text{furan}^+-\text{furan}$	94.1	1
BH^+-B , B = tetrahydrofuran	125.1	1
S^+-CS_2	166	1
CS^+-CS_2	150.6	1
$\text{CS}_2^+-\text{CS}_2$	104.2	1
$\text{HCS}_2^+-\text{CS}_2$	46.4	1
OS^+-SO_2	57.7	1
$\text{O}_2\text{S}^+-\text{SO}_2$	63.6	1
OCS^+-OCS	100.0	1
OCS^+-CO_2	72.0	1
$\text{SO}_2^+-\text{CO}_2$	42.7	1
$\text{H}_3\text{S}^+-\text{H}_2\text{O}$	91.6	1
$\text{thiopheneH}^+-\text{H}_2\text{O}$	42.7	1
$\text{H}_3\text{S}^+-\text{H}_2\text{S}$	53.6 ± 6.3	1
$\text{H}_3\text{S}^+-\text{CH}_4$	16.3	1
$(\text{CH}_3)_2\text{Se}^{++}-\text{Se}(\text{CH}_3)_2$	$\sim 95 \pm 3$	1
$(\text{CH}_3)_2\text{Te}^{++}-\text{Te}(\text{CH}_3)_2$	97 ± 2	1
(17) Group 17		
HF^+-HF	≥ 138	1
$(\text{H}_2\text{Cl})^+-\text{Cl}$	39.6	1
HCl^+-HCl	83.9	1
Cl^+-CCl_3	446.7 ± 9.6	1
$\text{Cl}^+-\text{C}_2\text{H}_3$	685.0 ± 4.8	1
HBr^+-HBr	96	1

Bond	$D_{298}^{\circ}/\text{kJ mol}^{-1}$	Ref.
I^+-CH_3	330.0	1
$\text{I}^+(\text{CH}_3\text{I})-\text{CH}_3$	51.1	1
$\text{I}^+(\text{CH}_3\text{I})_2-\text{CH}_3$	112.9	1
(18) Group 18		
$\text{He}^+(\text{He})_1-\text{He}$	17.6	1
$\text{He}^+(\text{He})_2-\text{He}$	2.7 ± 0.6	1
$\text{Ne}^+(\text{Ne})-\text{Ne}$	10.3 ± 0.6	1
$\text{Ne}^+(\text{Ne})_2-\text{Ne}$	3.3 ± 0.6	1
$\text{Ar}^+(\text{Ar})-\text{Ar}$	20.4 ± 0.6	1
$\text{Ar}^+(\text{Ar})_2-\text{Ar}$	7.0 ± 0.6	1
$\text{Ar}^+(\text{N}_2)-\text{Ar}$	25.1	1
$\text{Ar}^+(\text{N}_2)(\text{Ar})-\text{Ar}$	7.1	1
$\text{Ar}^+(\text{N}_2)(\text{Ar})_2-\text{Ar}$	7.1	1
$\text{Kr}^+(\text{Kr})-\text{Kr}$	23.3 ± 0.6	1
$\text{Kr}^+(\text{Kr})_2-\text{Kr}$	9.0 ± 0.6	1
$\text{Xe}^+(\text{Xe})-\text{Xe}$	25.2 ± 0.6	1
$\text{Xe}^+(\text{Xe})_2-\text{Xe}$	11.0 ± 0.6	1
Ar^+-H_2	93.7	1
Ar^+-N_2	127.6	1
$\text{Ar}^+(\text{N}_2)-\text{N}_2$	31.0	1
$\text{Ar}^+(\text{N}_2)_2-\text{N}_2$	10.9	1
Ar^+-CO	75 ± 17	1
$\text{Ar}^+(\text{CO})-\text{CO}$	13	1
Kr^+-CO	103.3 ± 7.5	1
Kr^+-CO_2	79.1 ± 2.9	1

References

1. Luo, Y. R., *Comprehensive Handbook of Chemical Bond Energies*, CRC Press, Boca Raton, FL, 2007.
2. Parke, L. G., Hinton, C. S., and Armentrout, P. B., *Int. J. Mass Spectrom.* 254, 168, 2006.
3. Li, F.-X., Zhang, X.-G., and Armentrout, P. B., *Int. J. Mass Spectrom.* 255/256, 279, 2006.
4. Meloni, G., Zou, P., Klippenstein, S. J., Ahmed, M., Leone, S. R., Taatjes, C. A., and Osborn, D. L., *J. Am. Chem. Soc.* 128, 13559, 2006.
5. Li, F.-X., and Armentrout, P. B., *J. Chem. Phys.* 125, 133114/1, 2006.
6. Parke, L. G., Hinton, C. S., and Armentrout, P. B., *J. Phys. Chem. C* 111, 17773, 2007.
7. Shuman, N. S., Ochieng, M. A., Sztáray, B., and Baer, T., *J. Phys. Chem. A* 112, 5647, 2008.
8. Armentrout, P. B., and Kretzschmar, I., *J. Phys. Chem. A* 113, 10955, 2009.
9. Armentrout, P. B., and Kretzschmar, I., *Phys. Chem. Chem. Phys.* 12, 4078, 2010.
10. Luo, Z., Zhang, Z., Huang, H., Chang, Y.-C., and Ng, C. Y., *J. Chem. Phys.* 140, 181101, 2014.
11. Armentrout, P. B., Parke, L., Hinton, C., and Citir, M., *ChemPlusChem* 78, 1157, 2013.

ELECTRONEGATIVITY

Electronegativity is a parameter originally introduced by Pauling which describes, on a relative basis, the tendency of an atom in a molecule to attract bonding electrons. While electronegativity is not a precisely defined molecular property, the electronegativity difference between two atoms provides a useful measure of the polarity and ionic character of the bond between them. This table gives the electronegativity X , on the Pauling scale, for the most common oxidation state. Other scales are described in the references.

References

1. Pauling, L., *The Nature of the Chemical Bond, Third Edition*, Cornell University Press, Ithaca, NY, 1960.
2. Allen, L. C., *J. Am. Chem. Soc.*, 111, 9003, 1989.
3. Allred, A. L., *J. Inorg. Nucl. Chem.*, 17, 215, 1961.

Z	Symbol	X	Z	Symbol	X	Z	Symbol	X
1	H	2.20	33	As	2.18	65	Tb	—
2	He	—	34	Se	2.55	66	Dy	1.22
3	Li	0.98	35	Br	2.96	67	Ho	1.23
4	Be	1.57	36	Kr	—	68	Er	1.24
5	B	2.04	37	Rb	0.82	69	Tm	1.25
6	C	2.55	38	Sr	0.95	70	Yb	—
7	N	3.04	39	Y	1.22	71	Lu	1.0
8	O	3.44	40	Zr	1.33	72	Hf	1.3
9	F	3.98	41	Nb	1.6	73	Ta	1.5
10	Ne	—	42	Mo	2.16	74	W	1.7
11	Na	0.93	43	Tc	2.10	75	Re	1.9
12	Mg	1.31	44	Ru	2.2	76	Os	2.2
13	Al	1.61	45	Rh	2.28	77	Ir	2.2
14	Si	1.90	46	Pd	2.20	78	Pt	2.2
15	P	2.19	47	Ag	1.93	79	Au	2.4
16	S	2.58	48	Cd	1.69	80	Hg	1.9
17	Cl	3.16	49	In	1.78	81	Tl	1.8
18	Ar	—	50	Sn	1.96	82	Pb	1.8
19	K	0.82	51	Sb	2.05	83	Bi	1.9
20	Ca	1.00	52	Te	2.1	84	Po	2.0
21	Sc	1.36	53	I	2.66	85	At	2.2
22	Ti	1.54	54	Xe	2.60	86	Rn	—
23	V	1.63	55	Cs	0.79	87	Fr	0.7
24	Cr	1.66	56	Ba	0.89	88	Ra	0.9
25	Mn	1.55	57	La	1.10	89	Ac	1.1
26	Fe	1.83	58	Ce	1.12	90	Th	1.3
27	Co	1.88	59	Pr	1.13	91	Pa	1.5
28	Ni	1.91	60	Nd	1.14	92	U	1.7
29	Cu	1.90	61	Pm	—	93	Np	1.3
30	Zn	1.65	62	Sm	1.17	94	Pu	1.3
31	Ga	1.81	63	Eu	—			
32	Ge	2.01	64	Gd	1.20			

FORCE CONSTANTS FOR BOND STRETCHING

David R. Lide

Representative force constants (f) for stretching of chemical bonds are listed in this table. Except where noted, all force constants are derived from values of the harmonic vibrational frequencies ω_e . Values derived from the observed vibrational fundamentals ν , which are noted by a, are lower than the harmonic force constants, typically by 2 to 3% in the case of heavy atoms (often by 5 to 10% if one of the atoms is hydrogen). Values are given in the SI unit newton per centimeter (N/cm), which is identical to the commonly used cgs unit mdyn/Å.

Bond	Molecule	f (N/cm)	Note
H-H	H ₂	5.75	
Be-H	BeH	2.27	
B-H	BH	3.05	
C-H	CH	4.48	
	CH ₄	5.44	b
	C ₂ H ₆	4.83	a,b,c
	CH ₃ CN	5.33	b
	CH ₃ Cl	5.02	a,b,c
	CCl ₂ =CH ₂	5.57	b
	HCN	6.22	
N-H	NH	5.97	
O-H	OH	7.80	
	H ₂ O	8.45	
P-H	PH	3.22	
S-H	SH	4.23	
	H ₂ S	4.28	
F-H	HF	9.66	
Cl-H	HCl	5.16	
Br-H	HBr	4.12	
I-H	HI	3.14	
Li-H	LiH	1.03	
Na-H	NaH	0.78	
K-H	KH	0.56	
Rb-H	RbH	0.52	
Cs-H	CsH	0.47	
C-C	C ₂	12.16	
	CCl ₂ =CH ₂	8.43	
	C ₂ H ₆	4.50	a,c
	CH ₃ CN	5.16	
C-F	CF	7.42	
	CH ₃ F	5.71	a,c
C-Cl	CCl	3.95	
	CH ₃ Cl	3.44	a,c
	CCl ₂ =CH ₂	4.02	b
	CH ₃ Br	2.89	a,c
C-Br	CH ₃ Br	2.89	a,c
C-I	CH ₃ I	2.34	a,c
	CO	19.02	
C-O	CO ₂	16.00	
	OCS	16.14	
	CH ₃ OH	5.42	a,c
	CS	8.49	
C-S	CS ₂	7.88	

References

- Huber, K. P., and Herzberg, G., *Molecular Spectra and Molecular Structure. IV. Constants of Diatomic Molecules*, Van Nostrand Reinhold, New York, 1979.
- Shimanouchi, T., The Molecular Force Field, in Eyring, H., Henderson, D., and Yost, W., Eds., *Physical Chemistry: An Advanced Treatise*, Vol. IV, Academic Press, New York, 1970.
- Tasumi, M., and Nakata, M., *Pure and Appl. Chem.*, 57, 121-147, 1985.

Bond	Molecule	f (N/cm)	Note
C-N	OCS	7.44	
	CN	16.29	
	HCN	18.78	
	CH ₃ CN	18.33	
C-P	CH ₃ NH ₂	5.12	a,c
	CP	7.83	
	Si-Si	2.15	
	Si-O	9.24	
Si-F	SiF	4.90	
Si-Cl	SiCl	2.63	
N-N	N ₂	22.95	
	N ₂ O	18.72	
	NO	15.95	
N-O	N ₂ O	11.70	
	P-P	5.56	
P-O	PO	9.45	
O-O	O ₂	11.77	
	O ₃	5.74	a
	SO	8.30	
S-O	SO ₂	10.33	a
S-S	S ₂	4.96	
F-F	F ₂	4.70	
Cl-F	ClF	4.48	
Br-F	BrF	4.06	
Cl-Cl	Cl ₂	3.23	
Br-Cl	BrCl	2.82	
Br-Br	Br ₂	2.46	
I-I	I ₂	1.72	
Li-Li	Li ₂	0.26	
Li-Na	LiNa	0.21	
Na-Na	Na ₂	0.17	
Li-F	LiF	2.50	
Li-Cl	LiCl	1.43	
Li-Br	LiBr	1.20	
Li-I	LiI	0.97	
Na-F	NaF	1.76	
Na-Cl	NaCl	1.09	
Na-Br	NaBr	0.94	
Na-I	NaI	0.76	
Be-O	BeO	7.51	
Mg-O	MgO	3.48	
Ca-O	CaO	3.61	

^a Derived from fundamental frequency, without anharmonicity correction.

^b Average of symmetric and antisymmetric (or degenerate) modes.

^c Calculated from Local Symmetry Force Field (see Reference 2).

FUNDAMENTAL VIBRATIONAL FREQUENCIES OF SMALL MOLECULES

David R. Lide

This table lists the fundamental vibrational frequencies of selected three-, four-, and five-atom molecules. Both stable molecules and transient free radicals are included. The data have been taken from evaluated sources. In general, the selected values are based on gas-phase infrared, Raman, or ultraviolet spectra; when these were not available, liquid-phase or matrix-isolation spectra were used.

Molecules are grouped by structural type. Within each group, related molecules appear together for convenient comparison.

The vibrational modes are described by their approximate character in terms of stretching, bending, deformation, etc. However, it should be emphasized that most such descriptions are only approximate, and that the true normal mode usually involves a mixture of motions. Abbreviations are:

sym.	symmetric
antisym.	antisymmetric
str.	stretch
deform.	deformation
scis.	scissors
rock.	rocking
deg.	degenerate

In the case of free radicals, strong interactions may exist between the electronic and bending vibrational motions. Details can be found in References 3 and 4. The references should be consulted for information on the accuracy of the data and for data on other molecules not listed here.

All fundamental frequencies (more precisely, wavenumbers) are given in units of cm^{-1} .

XY₂ Molecules

Point groups D_{∞h} (linear) and C_{2v} (bent)

Molecule	Structure	Sym. str.	Bend	Antisym. str.
CO ₂	Linear	1333	667	2349
CS ₂	Linear	658	397	1535
C ₃	Linear	1224	63	2040
CNC	Linear		321	1453
NCN	Linear	1197	423	1476
BO ₂	Linear	1056	447	1278
BS ₂	Linear	510	120	1015
KrF ₂	Linear	449	233	590
XeF ₂	Linear	515	213	555
XeCl ₂	Linear	316		481
H ₂ O	Bent	3657	1595	3756
D ₂ O	Bent	2671	1178	2788
F ₂ O	Bent	928	461	831
Cl ₂ O	Bent	639	296	686
O ₃	Bent	1103	701	1042
H ₂ S	Bent	2615	1183	2626
D ₂ S	Bent	1896	855	1999
SF ₂	Bent	838	357	813
SCl ₂	Bent	525	208	535
SO ₂	Bent	1151	518	1362
H ₂ Se	Bent	2345	1034	2358
D ₂ Se	Bent	1630	745	1696

XY₂ Molecules

Point groups D_{∞h} (linear) and C_{2v} (bent)

Molecule	Structure	Sym. str.	Bend	Antisym. str.
NH ₂	Bent	3219	1497	3301
NO ₂	Bent	1318	750	1618
NF ₂	Bent	1075	573	942
ClO ₂	Bent	945	445	1111
CH ₂	Bent		963	
CD ₂	Bent		752	
CF ₂	Bent	1225	667	1114
CCl ₂	Bent	721	333	748
CBr ₂	Bent	595	196	641
SiH ₂	Bent	2032	990	2022
SiD ₂	Bent	1472	729	1468
SiF ₂	Bent	855	345	870
SiCl ₂	Bent	515		505
SiBr ₂	Bent	403		400
GeH ₂	Bent	1887	920	1864
GeCl ₂	Bent	399	159	374
SnF ₂	Bent	593	197	571
SnCl ₂	Bent	352	120	334
SnBr ₂	Bent	244	80	231
PbF ₂	Bent	531	165	507
PbCl ₂	Bent	314	99	299
ClF ₂	Bent	500		576

XYZ Molecules

Point Groups C_{∞v} (linear) and C_s (bent)

Molecule	Structure	XY str.	Bend	YZ str.
HCN	Linear	3311	712	2097
DCN	Linear	2630	569	1925
FCN	Linear	1077	451	2323
ClCN	Linear	744	378	2216
BrCN	Linear	575	342	2198
ICN	Linear	486	305	2188
CCN	Linear	1060	230	1917
CCO	Linear	1063	379	1967
HCO	Bent	2485	1081	1868
HCC	Linear	3612		1848

XYZ Molecules

Point Groups C_{∞v} (linear) and C_s (bent)

Molecule	Structure	XY str.	Bend	YZ str.
OCS	Linear	2062	520	859
NCO	Linear	1270	535	1921
NNO	Linear	2224	589	1285
HNB	Linear	3675		2035
HNC	Linear	3653		2032
HNSi	Linear	3583	523	1198
HBO	Linear		754	1817
FBO	Linear		500	2075
ClBO	Linear	676	404	1958
BrBO	Linear	535	374	1937

XYZ Molecules

Point Groups C _{∞v} (linear) and C _s (bent)				
Molecule	Structure	XY str.	Bend	YZ str.
FNO	Bent	766	520	1844
ClNO	Bent	596	332	1800
BrNO	Bent	542	266	1799
HNF	Bent		1419	1000
HNO	Bent	2684	1501	1565
HPO	Bent	2095	983	1179
HOF	Bent	3537	886	1393
HOCl	Bent	3609	1242	725
HOO	Bent	3436	1392	1098
FOO	Bent	579	376	1490

XYZ Molecules

Point Groups C _{∞v} (linear) and C _s (bent)				
Molecule	Structure	XY str.	Bend	YZ str.
ClOO	Bent	407	373	1443
BrOO	Bent			1487
HSO	Bent		1063	1009
NSF	Bent	1372	366	640
NSCl	Bent	1325	273	414
HCF	Bent		1407	1181
HCCl	Bent		1201	815
HSiF	Bent	1913	860	834
HSiCl	Bent		808	522
HSiBr	Bent	1548	774	408

Symmetric XY₃ Molecules

Point Groups D _{3h} (planar) and C _{3v} (pyramidal)					
Molecule	Structure	Sym. str.	Sym. deform.	Deg. str.	Deg. deform.
NH ₃	Pyram.	3337	950	3444	1627
ND ₃	Pyram.	2420	748	2564	1191
PH ₃	Pyram.	2323	992	2328	1118
AsH ₃	Pyram.	2116	906	2123	1003
SbH ₃	Pyram.	1891	782	1894	831
NF ₃	Pyram.	1032	647	907	492
PF ₃	Pyram.	892	487	860	344
AsF ₃	Pyram.	741	337	702	262
PCl ₃	Pyram.	504	252	482	198
PI ₃	Pyram.	303	111	325	79
AsI ₃	Pyram.	219	94	224	71
AlCl ₃	Pyram.	375	183	595	150
SO ₃	Planar	1065	498	1391	530
BF ₃	Planar	888	691	1449	480
BH ₃	Planar		1125	2808	1640
CH ₃	Planar		606	3161	1396
CD ₃	Planar		453	2369	1029
CF ₃	Pyram.	1090	701	1260	510
SiF ₃	Pyram.	830	427	937	290

Linear XXXX Molecules

Point Group D _{∞h}					
Molecule	Sym. XY str.	Antisym. XY str.	YY str.	Bend	Bend
C ₂ H ₂	3374	3289	1974	612	730
C ₂ D ₂	2701	2439	1762	505	537
C ₂ N ₂	2330	2158	851	507	233

Planar X₂YZ Molecules

Point Group C _{2v}						
Molecule	Sym.XY str.	YZ str.	YX ₂ scis.	Antisym. XY str.	YX ₂ rock	YX ₂ wag
H ₂ CO	2783	1746	1500	2843	1249	1167
D ₂ CO	2056	1700	1106	2160	990	938
F ₂ CO	965	1928	584	1249	626	774
Cl ₂ CO	567	1827	285	849	440	580
O ₂ NF	1310	822	568	1792	560	742
O ₂ NCl	1286	793	370	1685	408	652

Tetrahedral XY₄ Molecules

Molecule	Sym. str.	Point Group T _d		
		Deg. deform.(e)	Deg. str.(f)	Deg. deform.(f)
CH ₄	2917	1534	3019	1306
CD ₄	2109	1092	2259	996
CF ₄	909	435	1281	632
CCl ₄	459	217	776	314
CBr ₄	267	122	672	182
CI ₄	178	90	555	125
SiH ₄	2187	975	2191	914
SiD ₄	1558	700	1597	681
SiF ₄	800	268	1032	389
SiCl ₄	424	150	621	221
GeH ₄	2106	931	2114	819
GeD ₄	1504	665	1522	596
GeCl ₄	396	134	453	172
SnCl ₄	366	104	403	134
TiCl ₄	389	114	498	136
ZrCl ₄	377	98	418	113
HfCl ₄	382	102	390	112
RuO ₄	885	322	921	336
OsO ₄	965	333	960	329

References

1. T. Shimanouchi, Tables of Molecular Vibrational Frequencies, Consolidated Volume I, Natl. Stand. Ref. Data Ser., Natl. Bur. Stand. (U.S.), 39, 1972.
2. T. Shimanouchi, Tables of Molecular Vibrational Frequencies, Consolidated Volume II, *J. Phys. Chem. Ref. Data*, 6, 993, 1977.
3. G. Herzberg, *Electronic Spectra and Electronic Structure of Polyatomic Molecules*, D. Van Nostrand Co., Princeton, NJ, 1966.
4. M. E. Jacox, Ground state vibrational energy levels of polyatomic transient molecules, *J. Phys. Chem. Ref. Data*, 13, 945, 1984.

SPECTROSCOPIC CONSTANTS OF DIATOMIC MOLECULES

David R. Lide

This table lists the leading spectroscopic constants and equilibrium internuclear distance r_e in the ground electronic state for selected diatomic molecules. The constants are those describing the vibrational and rotational energy through the expressions:

$$E_{\text{vib}}/hc = \omega_e(\nu + \frac{1}{2}) - \omega_e x_e(\nu + \frac{1}{2})^2 + \dots$$

$$E_{\text{rot}}/hc = B_v J(J+1) - D_v [J(J+1)]^2 + \dots$$

where

$$B_v = B_e - \alpha_e(\nu + \frac{1}{2}) + \dots$$

$$D_v = D_e + \dots$$

Here ν and J are the vibrational and rotational quantum numbers, respectively, h is Planck's constant, and c is the speed of light. In this customary formulation the constants ω_e , B_e , etc. have dimensions of inverse length; in this table they are given in units of cm^{-1} .

Users should note that higher order terms in the above energy expressions are required for very precise calculations. The references contain constants for many of these higher terms, as well as more precise values of the lower constants. Also, if the ground electronic state is not $^1\Sigma$, additional terms are needed to account for the interaction between electronic and pure rotational angular momentum. For some molecules in the table the data have been analyzed in terms of the Dunham series expansion:

$$E/hc = \sum_{lm} Y_{lm}(\nu + \frac{1}{2})^l J^m(J+1)^m$$

In such cases it has been assumed that $Y_{10} = \omega_e$, $Y_{01} = B_e$, etc., although in the highest approximations these identities are not precisely correct. Some of the values of r_e in the table have been corrected for breakdown of the Born-Oppenheimer approximation, which can affect the last decimal place. Because of differences in the method of data analysis and limitations in the model, care should be taken in comparing r_e values for different molecules to a precision beyond 0.001 Å.

Entries in the ω_e column that are marked by * give the interval between $\nu = 0$ and $\nu = 1$ states instead of a value of ω_e .

Molecules are listed in alphabetical order by formula as most commonly written. In most cases this form places the more electropositive element first, but there are exceptions such as OH, NH, CH, etc. References 1–5 are evaluated compilations covering many molecules and giving references to the original literature.

References

- Huber, K. P., and Herzberg, G., *Molecular Spectra and Molecular Structure IV. Constants of Diatomic Molecules*, Van Nostrand Reinhold, New York, 1979.

- Landolt-Börnstein, *Numerical Data and Functional Relationships in Science and Technology, New Series*, II/6 (1974), II/14a (1982), II/14b (1983), II/19a (1992), II/19d-1 (1995), II/24a (1998), *Molecular Constants*, Springer-Verlag, Heidelberg.
- Lovas, F. J., and Tiemann, E., *J. Phys. Chem. Ref. Data* 3, 609, 1974.
- Irikura, K. K., *J. Phys. Chem. Ref. Data* 35, 389, 2007.
- Lovas, F. J., Tiemann, E., Coursey, J. S., Kotochigova, S. A., Chang, J., Olsen, K., and Dragoset, R. A., *Diatomic Spectral Database* (version 2.0). Available: <http://physics.nist.gov/Diatomic>, National Institute of Standards and Technology, Gaithersburg, MD, November 2009.
- Wormsbecher, R. F., Hessel, M. M., and Lovas, F. J., *J. Chem. Phys.* 74, 6893, 1981.
- Hedderich, H. G., Dulick, M., and Bernath, P. F., *J. Chem. Phys.* 99, 8363, 1993.
- Ram, R. S., and Bernath, P. F., *J. Mol. Spectrosc.* 176, 320, 1996.
- Miller, C. E., and Drouin, B. J., *J. Mol. Spectrosc.* 205, 312, 2001.
- Tellinghuisen, P. C., Tellinghuisen, J., Coxon, J. A., Velazco, J. E., and Setser, D. W., *J. Chem. Phys.* 68, 5187, 1978.
- Muntianu, A., Guo, B., and Bernath, P. F., *J. Mol. Spectrosc.* 176, 274, 1996.
- Yamada, C., Chang, M. C., and Hirota, E., *J. Chem. Phys.* 86, 3804, 1987.
- Wang, X., Magnes, J., Marjatta Lyyra, A., Ross, A. J., Martin, F., Dove, P. M., and Le Roy, R. J., *J. Chem. Phys.* 117, 9339, 2002.
- Yamada, C., and Hirota, E., *J. Chem. Phys.* 99, 8489, 1993.
- James, A. M., Kowalczyk, P., Fournier, R., and Simard, B., *J. Chem. Phys.* 99, 8504, 1993.
- Campbell, J. M., Dulick, M., Klapstein, D., White, J. B., and Bernath, P. F., *J. Chem. Phys.* 99, 8379, 1993.
- White, J. B., Dulick, M., and Bernath, P. F., *J. Chem. Phys.* 99, 8371, 1993.
- Shayesteh, A., Appadoo, D. R. T., Gordon, I., Le Roy, R. J., and Bernath, P. F., *J. Chem. Phys.* 120, 10002, 2004.
- Sanz, M. E., McCarthy, M. C., and Thaddeus, P., *J. Chem. Phys.* 119, 11715, 2003.
- Müller, W., and Meyer, W., *J. Chem. Phys.* 80, 3311, 1984.
- Staanum, P., Pashov, A., Knöckel, H., and Tiemann, E., *Phys. Rev. A* 75, 042513, 2007.
- Lovas, F. J., Maki, A. G., and Olson, W. B., *J. Mol. Spectrosc.* 87, 449, 1981.
- Bogey, M., Demuyne, C., and Destombes, J. L., *Chem. Phys.* 66, 99, 1982.
- Babou, Y., Rivière, Ph., Perrin, M. Y., and Soufiani, A., *Int. J. Thermophys.* 30, 416, 2009.
- Skatrud, D. D., DeLucia, F. C., Blake, G. A., and Sastry, K. V. L. N., *J. Mol. Spectrosc.* 99, 35, 1983.
- Le Floch, A., *Mol. Phys.* 72, 133, 1991.
- George, T., Urban, W., and Le Floch, A., *J. Mol. Spectrosc.* 165, 500, 1994.
- Mürtz, P., Thümmel, H., Pflzer, C., and Urban, W., *Mol. Phys.* 86, 1362, 1995.
- Maki, A. G., Lovas, F. J., and Suenram, R. D., *J. Mol. Spectrosc.* 91, 424, 1982.
- Engelke, F., Ennen, G., and Meiwes, K. H., *Chem. Phys.* 66, 391, 1982.
- Tanaka, T., Tamura, M., and Tanaka, K., *J. Mol. Struct.* 413, 153, 1997.

Molecule	State	ω_e cm^{-1}	$\omega_e x_e$ cm^{-1}	B_e cm^{-1}	α_e cm^{-1}	D_e 10^{-6}cm^{-1}	r_e Å	Ref.
$^{107}\text{Ag}^{79}\text{Br}$	$^1\Sigma^+$	249.57	0.63	0.064833	0.0002361	0.0175	2.39311	1,2,3
$^{107}\text{Ag}^{35}\text{Cl}$	$^1\Sigma^+$	343.49	1.17	0.12298388	0.00059541	0.06305	2.28079	1,2,3
$^{107}\text{Ag}^{19}\text{F}$	$^1\Sigma^+$	513.45	2.59	0.2657020	0.0019206	0.284	1.98318	1,2,3
$^{107}\text{Ag}^1\text{H}$	$^1\Sigma^+$	1759.9	34.06	6.449	0.201	344	1.618	1,2
$^{107}\text{Ag}^2\text{H}$	$^1\Sigma^+$	1250.70	17.17	3.2572	0.0722	85.9	1.6180	1,2

Molecule	State	ω_e cm ⁻¹	$\omega_e x_e$ cm ⁻¹	B_e cm ⁻¹	α_e cm ⁻¹	D_e 10 ⁻⁶ cm ⁻¹	r_e Å	Ref.
¹⁰⁷ Ag ¹²⁷ I	¹ Σ ⁺	206.50	0.46	0.04486821	0.0001414	0.00847	2.54463	1,2,3
¹⁰⁷ Ag ¹⁶ O	² Π _{1/2}	490.2	3.1	0.3020	0.0025	0.45	2.003	1,2
²⁷ Al ₂	³ Π _u	285.8	0.9	0.17127	0.0008		2.701	1,2
²⁷ Al ⁷⁹ Br	¹ Σ ⁺	378.0	1.28	0.15919713	0.00086045	0.11285	2.29481	1,2,3
²⁷ Al ³⁵ Cl	¹ Σ ⁺	481.77	2.10	0.24393007	0.00161108	0.25017	2.13014	7
²⁷ Al ¹⁹ F	¹ Σ ⁺	802.32	4.85	0.55248021	0.00498426	1.0464	1.65437	4,5
²⁷ Al ¹ H	¹ Σ ⁺	1682.37	29.05	6.3937842	0.1870527	368.53	1.64736	17
²⁷ Al ¹ H	¹ Σ ⁺	1211.77	15.06	3.3183929	0.0698773	99.42	1.64637	17
²⁷ Al ¹²⁷ I	¹ Σ ⁺	316.1	1.0	0.11769985	0.00055859		2.53710	1,2,3
²⁷ Al ¹⁶ O	² Σ ⁺	979.49	7.01	0.6413856	0.0057796	1.08	1.61782	4
²⁷ Al ³² S	² Σ ⁺	617.11	3.33	0.2800368	0.0017823	0.22	2.02828	4
⁷⁵ As ₂	¹ Σ _g ⁺	429.55	1.12	0.10179	0.000333		2.1026	1,2
⁷⁵ As ¹ H	³ Σ ⁻	2130*		7.3067	0.2117	327	1.52315	1,2
⁷⁵ As ² H	³ Σ ⁻	1484*		3.6688		90	1.5306	1,2
⁷⁵ As ¹⁴ N	¹ Σ ⁺	1068.54	5.41	0.54551	0.003366	0.53	1.6184	1,2
⁷⁵ As ¹⁶ O	² Π _{1/2}	967.08	4.85	0.48482	0.003299	0.49	1.6236	1,2
¹⁹⁷ Au ₂	¹ Σ _g ⁺	190.9	0.42	0.028013	0.0000723	0.00250	2.4719	1,2
¹⁹⁷ Au ¹ H	¹ Σ ⁺	2305.01	43.12	7.2401	0.2136	279	1.5239	1,2
¹⁹⁷ Au ² H	¹ Σ ⁺	1634.98	21.65	3.6415	0.07614	70.9	1.5238	1,2
¹¹ B ₂	³ Σ _g ⁻	1051.3	9.35	1.212	0.014		1.590	1,2
¹¹ B ⁷⁹ Br	¹ Σ ⁺	684.31	3.52	0.4894	0.0035	1.00	1.888	1,2
¹¹ B ³⁵ Cl	¹ Σ ⁺	840.29	5.49	0.684282	0.006812	1.80	1.71528	1,29
¹¹ B ¹⁹ F	¹ Σ ⁺	1402.16	11.82	1.51674399	0.01904848	7.11	1.26267	4
¹¹ B ¹ H	¹ Σ ⁺	2366.73	49.34	12.025755	0.421565	1242	1.23217	4
¹¹ B ² H	¹ Σ ⁺	1703.3	28	6.54	0.17	400	1.2324	1,2
¹¹ B ¹⁴ N	³ Π	1514.6	12.3	1.666	0.025	8.1	1.281	1,2
¹¹ B ¹⁶ O	² Σ ⁺	1885.29	11.69	1.781110	0.016516	6.32	1.20475	4
¹¹ B ³² S	² Σ ⁺	1179.91	6.25	0.79478	0.00578	1.4	1.60935	4
¹³⁸ Ba ⁷⁹ Br	² Σ ⁺	193.77	0.41	0.0415082	0.0001219	0.00762	2.84449	1,2
¹³⁸ Ba ³⁵ Cl	² Σ ⁺	279.92	0.82	0.08396717	0.00033429	0.03022	2.68276	1,2
¹³⁸ Ba ¹⁹ F	² Σ ⁺	468.9	1.79	0.2159	0.0012	0.175	2.163	1,2,3
¹³⁸ Ba ¹ H	² Σ ⁺	1168.31	14.50	3.38285	0.06599	112.67	2.23175	1,2
¹³⁸ Ba ² H	² Σ ⁺	829.77	7.32	1.7071	0.02363	28.77	2.2304	1,2
¹³⁸ Ba ¹²⁷ I	² Σ ⁺	152.14	0.27	0.02680587	0.00006634	0.00333	3.08476	1,2
¹³⁸ Ba ¹⁶ O	¹ Σ ⁺	669.76	2.03	0.3126140	0.0013921	0.2724	1.93969	1,2,3
¹³⁸ Ba ³² S	¹ Σ ⁺	379.42	0.88	0.10331	0.0003188	0.0306	2.5074	1,2
⁹ Be ¹⁹ F	² Σ ⁺	1247.36	9.12	1.4889	0.0176	8.28	1.3610	1,2
⁹ Be ¹ H	² Σ ⁺	2061.24	37.33	10.31992	0.3084	1022	1.34241	4
⁹ Be ² H	² Σ ⁺	1530.32	20.71	5.6872	0.1225	313.8	1.3419	1,2
⁹ Be ¹⁶ O	¹ Σ ⁺	1487.32	11.83	1.6510	0.0190	8.20	1.3309	1,2
⁹ Be ³² S	¹ Σ ⁺	997.94	6.14	0.79059	0.00664	2.00	1.7415	1
²⁰⁹ Bi ₂	¹ Σ _g ⁺	172.71	0.34	0.022781	0.000055	0.00150	2.6596	1,2
²⁰⁹ Bi ⁷⁹ Br	O ⁺	209.62	0.52	0.04321526	0.00013269	0.007347	2.60950	5
²⁰⁹ Bi ³⁵ Cl	O ⁺	308.18	1.09	0.9212553	0.0004020	0.0329	2.47152	5
²⁰⁹ Bi ¹⁹ F	O ⁺	513.0	2.35	0.22998897	0.00150262	0.185	2.05154	5
²⁰⁹ Bi ¹ H	³ Σ ⁻	1635.73	31.6	5.137	0.148	183	1.805	1,2
²⁰⁹ Bi ² H	³ Σ ⁻	1173.32	16.1	2.592	0.054	50.6	1.804	1,2
²⁰⁹ Bi ¹²⁷ I	O ⁺	164.12	0.32	0.02722281	0.00006979	0.00300	2.80050	5
⁷⁹ Br ₂	¹ Σ _g ⁺	325.32	1.08	0.082107	0.0003187	0.02092	2.2811	1,2
⁷⁹ Br ³⁵ Cl	¹ Σ ⁺	444.28	1.84	0.152470	0.000770	0.07183	2.13607	1,2,3
⁷⁹ Br ¹⁹ F	¹ Σ ⁺	670.75	4.05	0.35584	0.00261	0.401	1.75894	1,2,3
⁷⁹ Br ¹⁶ O	² Π _{3/2}	779	6.8	0.429598	0.003639	0.523	1.717	1,2,3
¹² C ₂	¹ Σ _g ⁺	1855.01	13.56	1.82010	0.01801	6.96	1.24244	24
¹² C ³⁵ Cl	² Π _{1/2}	876.90	5.45	0.697137	0.006853	1.9	1.64518	4
¹² C ¹⁹ F	² Π _{1/2}	1307.93	11.08	1.41626	0.01844	6.6	1.27218	4
¹² C ¹ H	² Π _{1/2}	2860.75	64.44	14.45988	0.53654	1450	1.1199	4
¹² C ² H	² Π _{1/2}	2101.05	34.73	7.8079823	0.212240	420	1.11887	4
¹² C ¹⁴ N	² Σ ⁺	2068.65	13.10	1.8997830	0.0173717	6.4034	1.17181	24,25
¹² C ¹⁶ O	¹ Σ ⁺	2169.81	13.29	1.931280985	0.01750439	6.1216	1.12832	24,26,27
¹² C ³¹ P	² Σ ⁺	1239.79	6.83	0.79886775	0.00596933	1.33	1.56198	4

Molecule	State	ω_e cm ⁻¹	$\omega_e x_e$ cm ⁻¹	B_e cm ⁻¹	α_e cm ⁻¹	D_e 10 ⁻⁶ cm ⁻¹	r_e Å	Ref.
¹² C ³² S	1 Σ^+	1285.15	6.50	0.82004356	0.00591835	1.336	1.53482	1,4
¹² C ⁸⁰ Se	1 Σ^+	1035.36	4.86	0.5750	0.00379	0.71	1.67609	1,2,3
⁴⁰ Ca ⁷⁹ Br	2 Σ^+	285.3	0.86	0.09446622	0.00040360	0.0413	2.59358	1,5
⁴⁰ Ca ³⁵ Cl	2 Σ^+	367.53	1.31	0.1522302	0.0007990	0.1029	2.43676	1,2
⁴⁰ Ca ¹⁹ F	2 Σ^+	581.1	2.74	0.339	0.0026	0.45	1.967	1,2
⁴⁰ Ca ¹ H	2 Σ^+	1298.34	19.10	4.2766	0.0970	183.7	2.0025	1,2
⁴⁰ Ca ² H	2 Σ^+	910*		2.1769	0.035	47.9	2.002	1,2
⁴⁰ Ca ¹²⁷ I	2 Σ^+	238.70	0.63	0.0693263	0.0002634	0.0234	2.82859	1,2
⁴⁰ Ca ¹⁶ O	1 Σ^+	732.03	4.83	0.444441	0.003282	0.6541	1.8221	1,2
⁴⁰ Ca ³² S	1 Σ^+	462.23	1.78	0.1766757	0.0008270	0.1032	2.31775	1,2
¹¹⁴ Cd ¹ H	2 Σ^+	1337.1*		5.323		314	1.781	1,2
¹¹⁴ Cd ² H	2 Σ^+			2.704		76	1.775	1,2
³⁵ Cl ₂	1 Σ_g^+	559.75	2.69	0.24415	0.00152	0.186	1.9872	4
³⁵ Cl ¹⁹ F	1 Σ^+	783.45	4.95	0.5164805	0.0043585	0.88	1.62831	4
³⁵ Cl ¹⁶ O	2 $\Pi_{3/2}$	853.64	5.52	0.62345797	0.0059357	1.33	1.56962	4
⁵² Cr ¹ H	6 Σ^+	1581*		6.220	0.179	347	1.656	1,2
⁵² Cr ² H	6 Σ^+	1182*		3.14		88.8	1.664	1,2
⁵² Cr ¹⁶ O	5 Π	898.4	6.8	0.5231	0.0070		1.615	1,2
¹³³ Cs ₂	1 Σ_g^+	42.02	0.08	0.0127	0.0000264	0.00464	4.47	1,2
¹³³ Cs ⁷⁹ Br	1 Σ^+	149.66	0.37	0.03606925	0.00012401	0.00838	3.07225	1,2,3
¹³³ Cs ³⁵ Cl	1 Σ^+	214.17	0.73	0.07209149	0.00033756	0.03268	2.90627	1,2,3
¹³³ Cs ¹⁹ F	1 Σ^+	352.56	1.62	0.18436969	0.0011756	0.20168	2.34535	1,2,3
¹³³ Cs ¹ H	1 Σ^+	891.0	12.9	2.7099	0.0579	113	2.4938	1,2
¹³³ Cs ² H	1 Σ^+	619.1*		1.354		20	2.505	1,2
¹³³ Cs ¹²⁷ I	1 Σ^+	119.18	0.25	0.02362736	0.00006826	0.00371	3.31519	1,2,3
¹³³ Cs ¹⁶ O	2 Σ^+	357.5*		0.223073	0.001303	0.348	2.3007	1,2
⁶³ Cu ₂	1 Σ_g^+	264.55	1.02	0.10874	0.000614	0.0716	2.2197	1,2
⁶³ Cu ⁷⁹ Br	1 Σ^+	314.8	0.96	0.10192625	0.00045214	0.04274	2.17344	1,2
⁶⁵ Cu ³⁵ Cl	1 Σ^+	415.29	1.58	0.17628802	0.00099647	0.12706	2.05118	1,2
⁶³ Cu ¹⁹ F	1 Σ^+	622.7	3.95	0.3794029	0.0032298	0.563	1.74493	1,2,3
⁶³ Cu ¹ H	1 Σ^+	1941.26	37.51	7.9441	0.2563	520	1.46263	1,2
⁶³ Cu ² H	1 Σ^+	1384.14	18.97	4.0381	0.0917	136.2	1.4626	1,2
⁶³ Cu ¹²⁷ I	1 Σ^+	264.5	0.60	0.07328742	0.00028390	0.02244	2.33832	1,2
⁶³ Cu ¹⁶ O	2 $\Pi_{3/2}$	640.17	4.43	0.44454	0.00456	0.85	1.7244	1,2
⁶³ Cu ³² S	2 $\Pi_{3/2}$	415.0	1.75	0.1891		0.18	2.051	1,2
¹⁹ F ₂	1 Σ_g^+	916.93	11.32	0.889294	0.0125952	3.3	1.41264	4
¹⁹ F ¹⁶ O	2 $\Pi_{3/2}$	1053.01	9.92	1.0587076	0.013295	4.2823	1.35411	9
⁵⁶ Fe ¹⁶ O	5 Δ	965*		0.650		0.72	1.444	1,2
⁶⁹ Ga ⁸¹ Br	1 Σ^+	263.0	0.81	0.081839	0.0003207	0.032	2.35248	1,2,3
⁶⁹ Ga ³⁵ Cl	1 Σ^+	365.67	1.25	0.1499046	0.0007936	0.1008	2.20169	1,2,3
⁶⁹ Ga ¹⁹ F	1 Σ^+	622.2	3.2	0.3595161	0.0028642	0.50	1.77437	1,2,3
⁶⁹ Ga ¹ H	1 Σ^+	1603.94	28.41	6.1434095	0.1906376	359.70	1.66208	16
⁶⁹ Ga ² H	1 Σ^+	1143.23	14.43	3.1218854	0.0689978	93.021	1.66113	16
⁶⁹ Ga ¹²⁷ I	1 Σ^+	216.38	0.47	0.0569359	0.0001897	0.015770	2.57464	1,2,3
⁶⁹ Ga ¹⁶ O	2 Σ	767.5	6.24	0.4271		0.37	1.744	1,2
⁷⁴ Ge ⁷⁹ Br	2 $\Pi_{1/2}$	295	0.7					1,2
⁷⁴ Ge ³⁵ Cl	2 $\Pi_{1/2}$	407.6	1.36					1,2
⁷² Ge ¹ H	2 $\Pi_{1/2}$	1833.77	37	6.726	0.192	326	1.5880	1,2
⁷² Ge ² H	2 $\Pi_{1/2}$	1320.09	19	3.415	0.070	83.2	1.5874	1,2
⁷⁴ Ge ¹⁶ O	1 Σ^+	986.49	4.47	0.4856981	0.0030787	0.4709	1.62464	1,2
⁷⁴ Ge ³² S	1 Σ^+	575.8	1.80	0.18656576	0.00074910	0.07883	2.01209	1,2
⁷⁴ Ge ⁸⁰ Se	1 Σ^+	408.7	1.36	0.09634051	0.00028904	0.02207	2.13463	1,2
⁷⁴ Ge ¹³⁰ Te	1 Σ^+	323.9	0.75	0.06533821	0.00017246	0.012	2.34017	1,2
¹ H ₂	1 Σ_g^+	4401.21	121.34	60.853	3.062	47100	0.74144	1,2
² H ₂	1 Σ_g^+	3115.50	61.82	30.444	1.0786	11410	0.74152	1,2
³ H ₂	1 Σ_g^+	2546.5	41.23	20.335	0.5887		0.74142	1,2
¹ H ⁸¹ Br	1 Σ^+	2648.97	45.22	8.46488	0.23328	345.8	1.41444	1,2,3
² H ⁸¹ Br	1 Σ^+	1884.75	22.72	4.245596	0.084	88.32	1.4145	1,2
¹ H ³⁵ Cl	1 Σ^+	2990.92	52.80	10.5933002	0.3069985	531.94	1.27456	4
² H ³⁵ Cl	1 Σ^+	2145.16	27.18	5.448796	0.113292	140	1.27458	1,2

Molecule	State	ω_e cm ⁻¹	$\omega_e x_e$ cm ⁻¹	B_e cm ⁻¹	α_e cm ⁻¹	D_e 10 ⁻⁶ cm ⁻¹	r_e Å	Ref.
¹ H ¹⁹ F	¹ Σ ⁺	4138.39	89.94	20.953712	0.7933704	2150	0.91685	4
² H ¹⁹ F	¹ Σ ⁺	2998.19	45.76	11.0102	0.3017	594	0.91694	1,2
¹ H ¹²⁷ I	¹ Σ ⁺	2309.01	39.64	6.4263650	0.1689	206.9	1.60916	1,2,3
²⁰² Hg ¹ H	² Σ ⁺	1203.24*		5.3888		395.3	1.7662	1,2
²⁰² Hg ² H	² Σ ⁺	896.12*		2.739		91	1.757	1,2
¹²⁷ I ₂	¹ Σ _g ⁺	214.50	0.61	0.03737	0.000114	0.0043	2.666	1,2
¹²⁷ I ⁷⁹ Br	¹ Σ ⁺	268.64	0.81	0.0568325	0.0001969	0.0102	2.46899	1,2,3
¹²⁷ I ³⁵ Cl	¹ Σ ⁺	384.29	1.50	0.1141587	0.0005354	0.0403	2.32088	1,2,3
¹²⁷ I ¹⁹ F	¹ Σ ⁺	610.24	3.12	0.2797111	0.0018738	0.2356	1.90976	1,2,3
¹²⁷ I ¹⁶ O	² Π _{3/2}	681.5	4.3	0.34026	0.00270	0.36	1.8676	1,2
¹¹⁵ In ⁸¹ Br	¹ Σ ⁺	221.0	0.65	0.05489468	0.00018672	0.01350	2.54315	1,2,3
¹¹⁵ In ³⁵ Cl	¹ Σ ⁺	317.39	1.03	0.1090583	0.0005177	0.0515	2.40117	1,2,3
¹¹⁵ In ¹⁹ F	¹ Σ ⁺	535.4	2.6	0.2623241	0.0018798	0.252	1.98540	1,2,3
¹¹⁵ In ¹ H	¹ Σ ⁺	1476.0	25.61	4.995	0.143	223	1.8380	1,2
¹¹⁵ In ² H	¹ Σ ⁺	1048.2	12.4	2.523	0.051	58	1.837	1,2
¹¹⁵ In ¹²⁷ I	¹ Σ ⁺	177.08	0.34	0.03686702	0.00010411	0.00639	2.75364	1,2,3
³⁹ K ₂	¹ Σ _g ⁺	92.02	0.28	0.056743	0.000165	0.0863	3.9051	1,2
³⁹ K ⁷⁹ Br	¹ Σ ⁺	213	0.80	0.08122109	0.00040481	0.04462	2.82078	1,2,3
³⁹ K ³⁵ Cl	¹ Σ ⁺	281	1.30	0.1286348	0.0007899	0.1087	2.66665	1,2,3
³⁹ K ¹⁹ F	¹ Σ ⁺	426.26	2.45	0.27993741	0.00233492	0.4829	2.17146	1,2,3
³⁹ K ¹ H	¹ Σ ⁺	983.6	14.3	3.416400	0.085313	163.55	2.243	1,2
³⁹ K ² H	¹ Σ ⁺	707	7.7	1.754	0.0318	50	2.240	1,2
³⁹ K ¹²⁷ I	¹ Σ ⁺	186.53	0.57	0.06087473	0.00026776	0.02593	3.04784	1,2,3
³⁹ K ²³ Na	¹ Σ ⁺	124.03	0.50	0.09519989	0.00044966	0.2206	3.49958	6
¹³⁹ La ¹⁶ O	² Σ ⁺	812.8	2.22	0.35252001	0.00142365	0.2626	1.82591	1,2
⁷ Li ₂	¹ Σ _g ⁺	351.41	2.58	0.672530	0.007046	9.79	2.6733	13
⁷ Li ⁷⁹ Br	¹ Σ ⁺	563.2	3.5	0.555399	0.005644	2.159	2.17043	1,2,3
⁷ Li ³⁵ Cl	¹ Σ ⁺	642.95	4.47	0.7065225	0.0080102	3.409	2.02067	1,5
⁷ Li ¹³³ Cs	¹ Σ ⁺	184.70	1.00	0.188003	0.001248	0.7784	3.6681	21
⁷ Li ¹⁹ F	¹ Σ ⁺	910.57	8.21	1.34525715	0.02028749	11.75	1.56386	4,5
⁷ Li ¹ H	¹ Σ ⁺	1405.50	21.17	7.5137315	0.2163911	859	1.59490	4,5
⁷ Li ² H	¹ Σ ⁺	1054.94	13.06	4.23308131	0.09149428	272	1.59526	4,5
⁷ Li ¹²⁷ I	¹ Σ ⁺	496.85	2.85	0.4431766	0.0040862	1.4104	2.39192	1,2,3
⁷ Li ³⁹ K	¹ Σ ⁺	207		0.265			3.27	1,20
⁷ Li ²³ Na	¹ Σ ⁺	256.99	1.66	0.376833	0.003810	3.340	2.88851	4,30
⁷ Li ¹⁶ O	² Π	814.62	7.78	1.212830	0.017899	0.1079	1.68822	3,14
²⁴ Mg ₂	¹ Σ _g ⁺	51.12	1.64	0.09287	0.00378	1.22	3.891	1
²⁴ Mg ³⁵ Cl	² Σ ⁺	462.12*		0.2456154	0.0016204	0.2723	2.19639	1,2
²⁴ Mg ¹⁹ F	² Σ ⁺	711.69*		0.51922	0.00470	1.080	1.7500	1,2
²⁴ Mg ¹ H	² Σ ⁺	1492.78	29.85	5.825523	0.177298	354.56	1.72972	18
²⁴ Mg ² H	² Σ ⁺	1077.30	15.52	3.034344	0.066607	96.25	1.72916	18
²⁴ Mg ¹⁶ O	¹ Σ ⁺	785.21	5.13	0.5748414	0.0053223	1.233	1.74817	28,4
²⁴ Mg ³² S	¹ Σ ⁺	528.74	2.70	0.26797	0.00176	0.276	2.1425	1
⁵⁵ Mn ¹ H	⁷ Σ	1548.0	28.8	5.6841	0.1570	303.9	1.7311	1,2
⁵⁵ Mn ² H	⁷ Σ	1103	13.9	2.8957	0.051	79.5	1.7310	1,2
¹⁴ N ₂	¹ Σ _g ⁺	2358.56	14.32	1.998236	0.017310	5.737	1.09769	24
¹⁴ N ⁷⁹ Br	³ Σ ⁻	691.75	4.72	0.444	0.0040		1.79	1,2
¹⁴ N ³⁵ Cl	³ Σ ⁻	827.96	5.30	0.64976739	0.00641432	1.596	1.61071	1,5
¹⁴ N ¹⁹ F	³ Σ ⁻	1141.37	8.99	1.205679	0.014889	5.4	1.31698	4
¹⁴ N ¹ H	³ Σ ⁻	3282.72	79.04	16.66792	0.65038	1710	1.03719	4
¹⁴ N ² H	³ Σ ⁻	2399.13	42.11	8.9087	0.2546	491.7	1.03665	8
¹⁴ N ¹⁶ O	² Π _{1/2}	1904.20	14.07	1.67195	0.0171	0.5	1.15077	1,24
¹⁴ N ³² S	² Π _{1/2}	1218.7	7.28	0.769602	0.0064	1.2	1.4940	1,2,3
²³ Na ₂	¹ Σ _g ⁺	159.09	0.71	0.15473537	0.0086375	0.58	3.07858	1,4,20
²³ Na ⁷⁹ Br	¹ Σ ⁺	302	1.5	0.1512533	0.0009410	0.1554	2.50204	1,2,3
²³ Na ³⁵ Cl	¹ Σ ⁺	364.68	1.78	0.21806302	0.00162479	0.31202	2.36080	4,5
²³ Na ¹⁹ F	¹ Σ ⁺	535.66	3.58	0.43690153	0.0045592	1.16296	1.92595	11
²³ Na ¹ H	¹ Σ ⁺	1171.97	19.70	4.90327	0.1370	343.8	1.8870	4,5
²³ Na ² H	¹ Σ ⁺	826.1*		2.557089	0.051600	93.46	1.88654	1,2
²³ Na ¹²⁷ I	¹ Σ ⁺	258	1.1	0.1178056	0.0006478	0.0973	2.71145	1,2,3

Molecule	State	ω_e cm ⁻¹	$\omega_e x_e$ cm ⁻¹	B_e cm ⁻¹	α_e cm ⁻¹	D_e 10 ⁻⁶ cm ⁻¹	r_e Å	Ref.
²³ Na ¹⁶ O	² Π	492.3		0.424630	0.004506	1.2638	2.05155	1,2
⁹³ Nb ₂	³ Σ _g ⁻	424.89	0.94	0.084054	0.000242	0.016	2.0778	15
⁹³ Nb ¹⁶ O	⁴ Σ ⁻	989.0	3.8	0.4321	0.0021	0.22	1.691	1,2
⁵⁸ Ni ¹ H	² Δ _{5/2}	1926.6	38	7.700	0.23	481	1.476	1,2
⁵⁸ Ni ² H	² Δ _{5/2}	1390.1	19	3.992	0.092	130	1.465	1,2
¹⁶ O ₂	³ Σ _g ⁻	1580.19	11.98	1.445622	0.015933	4.839	1.20752	24
¹⁶ O ¹ H	² Π _{3/2}	3737.76	84.88	18.911	0.7242	1938	0.96966	1,2,3
¹⁶ O ² H	² Π _{3/2}	2720.24	44.05	10.021	0.276	537.4	0.9698	1,2
³¹ P ₂	¹ Σ _g ⁺	780.77	2.84	0.30362	0.00149	0.188	1.8934	1
³¹ P ³⁵ Cl	³ Σ ⁻	551.38	2.23	0.2528748	0.0015119	0.2124	2.01461	1,2
³¹ P ¹⁹ F	³ Σ ⁻	846.73	4.49	0.5667427	0.004639	1.0156	1.58933	12
³¹ P ¹ H	³ Σ ⁻	2363.77	43.91	8.53904	0.2534	4.462	1.42218	8
³¹ P ² H	³ Σ ⁻	1699.2	23.0	4.4081	0.0928	116	1.4220	1,2
³¹ P ¹⁴ N	¹ Σ ⁺	1336.95	6.90	0.7864844	0.0055337	1.091	1.49087	4
³¹ P ¹⁶ O	² Π _{1/2}	1233.34	6.56	0.733223657	0.005466162	1.3	1.47637	1,4
²⁰⁸ Pb ₂		110.5	0.35					1,2
²⁰⁸ Pb ⁷⁹ Br	² Π _{1/2}	207.5	0.50					1,2
²⁰⁸ Pb ³⁵ Cl	² Π _{1/2}	303.9	0.88					1,2
²⁰⁸ Pb ¹⁹ F	² Π _{1/2}	502.73	2.28	0.22875	0.001473	0.183	2.0575	1,2
²⁰⁸ Pb ¹ H	² Π _{1/2}	1564.1	29.75	4.971	0.144	201	1.839	1,2
²⁰⁸ Pb ¹⁶ O	¹ Σ ⁺	720.96	3.52	0.30730373	0.00190977	0.2138	1.92181	1,2,3
²⁰⁸ Pb ³² S	¹ Σ ⁺	429.17	1.26	0.11632307	0.00043510	0.03418	2.28678	1,2,3
²⁰⁸ Pb ⁸⁰ Se	¹ Σ ⁺	277.6	0.51	0.05059953	0.00012993	0.0070	2.40218	1,2,3
²⁰⁸ Pb ¹³⁰ Te	¹ Σ ⁺	212.0	0.43	0.03130774	0.00006743	0.0027	2.59492	1,2,3
¹⁹⁵ Pt ¹² C	¹ Σ ⁺	1051.13	4.86	0.53044	0.003273	0.546	1.6767	1,2
¹⁹⁵ Pt ¹ H	² Δ _{5/2}	2294.68*		7.1963	0.1996	261	1.52852	1,2
¹⁹⁵ Pt ² H	² Δ _{5/2}	1644.3*		3.640	0.071	66	1.524	1,2
⁸⁵ Rb ⁷⁹ Br	¹ Σ ⁺	169.46	0.46	0.04752798	0.00018596	0.01496	2.94474	1,2,3
⁸⁵ Rb ³⁵ Cl	¹ Σ ⁺	228	0.92	0.0876404	0.0004537	0.04947	2.78673	1,2,3
⁸⁵ Rb ¹⁹ F	¹ Σ ⁺	376	1.9	0.2106640	0.0015228	0.2684	2.27033	1,2,3
⁸⁵ Rb ¹ H	¹ Σ ⁺	936.9	14.21	3.020	0.072	123	2.367	1,2
⁸⁵ Rb ¹²⁷ I	¹ Σ ⁺	138.51	0.33	0.03283293	0.00010946	0.00738	3.17688	1,2,3
⁸⁵ Rb ¹⁶ O	² Σ ⁺	388.4*		0.246481	0.002174	0.397	2.25420	1,2
³² S ₂	³ Σ _g ⁻	725.71	2.86	0.29539516	0.00159754	0.19	1.88941	4
³² S ¹⁹ F	² Π _{3/2}	837.64	4.47	0.555173	0.004459	0.975	1.59624	4,5
³² S ¹ H	² Π _{3/2}	2696.25	48.74	9.60025	0.27990	480	1.34061	4
³² S ² H	² Π _{3/2}	1885	31	4.95130	0.10308	130	1.34049	1,2
³² S ¹⁶ O	³ Σ ⁻	1149.2	5.6	0.7208171	0.005737	1.134	1.48109	1,19,23
¹²¹ Sb ³⁵ Cl	³ Σ ⁻	374.7	0.6					1,2
¹²¹ Sb ¹⁹ F	³ Σ ⁻	605.0	2.6	0.2792	0.0020	0.23	1.918	1,2
¹²¹ Sb ¹ H	³ Σ ⁻			5.684		240	1.723	1,2
¹²¹ Sb ² H	³ Σ ⁻			2.8782		45	1.7194	1,2
¹²¹ Sb ¹⁴ N	¹ Σ ⁺	942.0	5.6					1,2
¹²¹ Sb ¹⁶ O	² Π _{1/2}	816	4.2	0.3580	0.0022	0.270	1.826	1,2
⁴⁵ Sc ¹⁹ F	¹ Σ ⁺	735.6	3.8	0.3950	0.00266		1.788	1,2
⁸⁰ Se ₂	³ Σ _g ⁻	385.30	0.96	0.08992	0.000288	0.024	2.166	1,2
⁸⁰ Se ¹ H	² Π _{3/2}	2400*		8.02	0.23	330	1.48	1,2
⁸⁰ Se ² H	² Π _{3/2}	1708*		3.94			1.48	1,2
⁸⁰ Se ¹⁶ O	³ Σ ⁻	914.69	4.52	0.4655	0.00323	0.5	1.648	1,2
²⁸ Si ₂	³ Σ _g ⁻	510.98	2.02	0.2390	0.0014	0.21	2.246	1
²⁸ Si ³⁵ Cl	² Π _{1/2}	535.59	2.18	0.256103	0.001582	0.25	2.05794	4
²⁸ Si ¹⁹ F	² Π _{1/2}	857.33	4.83	0.58125735	0.00503859	1.065	1.60100	31
²⁸ Si ¹ H	² Π _{1/2}	2042.52	36.06	7.503898	0.21814	400	1.51966	4
²⁸ Si ² H	² Π _{1/2}	1469.32	18.23	3.8840	0.0781	105.4	1.5199	1,2
²⁸ Si ¹⁴ N	² Σ ⁺	1151.28	6.46	0.730927	0.005685	1.2	1.57207	4
²⁸ Si ¹⁶ O	¹ Σ ⁺	1241.54	5.97	0.7267521	0.0050379	0.9923	1.50975	1,19,22
²⁸ Si ³² S	¹ Σ ⁺	749.64	2.58	0.30352788	0.00147308	0.201	1.92926	1,19
²⁸ Si ⁸⁰ Se	¹ Σ ⁺	580.0	1.78	0.1920117	0.0007767	0.0842	2.05832	1,2,3
¹²⁰ Sn ⁷⁹ Br	² Π _{1/2}	247.2	0.6					1,2
¹²⁰ Sn ³⁵ Cl	² Π _{1/2}	351.1	1.06	0.1117	0.0004		2.361	1,2

Molecule	State	ω_e cm ⁻¹	$\omega_e x_e$ cm ⁻¹	B_e cm ⁻¹	α_e cm ⁻¹	D_e 10 ⁻⁶ cm ⁻¹	r_e Å	Ref.
¹¹⁸ Sn ¹⁹ F	² Π _{1/2}	577.6	2.69	0.2727	0.0014	0.26	1.944	1,2
¹²⁰ Sn ¹ H	² Π _{1/2}			5.31488		207.5	1.78146	1,2
¹²⁰ Sn ² H	² Π _{1/2}	1188.0*		2.6950	0.049	53.4	1.7770	1,2
¹²⁰ Sn ¹²⁷ I	² Π _{1/2}	199.0	0.6					1,2
¹²⁰ Sn ¹⁶ O	¹ Σ ⁺	822.13	3.72	0.35571998	0.00214432	0.26638	1.83251	1,2,3
¹²⁰ Sn ³² S	¹ Σ ⁺	487.26	1.36	0.13686139	0.00050563	0.0424	2.20898	1,2,3
¹²⁰ Sn ⁸⁰ Se	¹ Σ ⁺	331.2	0.74	0.0649978	0.0001705	0.011	2.32557	1,2,3
¹²⁰ Sn ¹³⁰ Te	¹ Σ ⁺	259.5	0.50	0.04247917	0.00009543	0.0055	2.52280	1,2,3
⁸⁸ Sr ⁷⁹ Br	² Σ ⁺	216.60	0.52	0.0541847	0.0001827	0.01356	2.73522	1,2
⁸⁸ Sr ³⁵ Cl	² Σ ⁺	302.3	0.95					1,2
⁸⁸ Sr ¹⁹ F	² Σ ⁺	502.4	2.3	0.2505346	0.0015513	0.2498	2.07537	1,2
⁸⁸ Sr ¹ H	² Σ ⁺	1206.2	17.0	3.6751	0.0814	135	2.1456	1,2
⁸⁸ Sr ² H	² Σ ⁺	841	8.6	1.8609	0.0292	34.7	2.1449	1,2
⁸⁸ Sr ¹²⁷ I	² Σ ⁺	173.77	0.35	0.0367097	0.0001060	0.00655	2.94364	1,2
⁸⁸ Sr ¹⁶ O	¹ Σ ⁺	653.5	3.96	0.33798	0.00219	0.36	1.91983	1,2
¹⁸¹ Ta ¹⁶ O	² Δ _{3/2}	1028.69	3.51	0.40284	0.00182	0.2450	1.68746	1,2
¹³⁰ Te ₂	³ Σ _g ⁻	247.07	0.51	0.039681	0.000106	0.0044	2.5574	1,2
(¹³⁰)Te ¹ H	² Π _{3/2}			5.56			1.74	1,2
¹³⁰ Te ¹⁶ O	O ⁺	797.11	4.00	0.3554	0.00237	0.27	1.825	1,2
²³² Th ¹⁶ O	¹ Σ ⁺	895.77	2.39	0.332644	0.001302	0.1833	1.84032	1,2
⁴⁸ Ti ¹⁶ O	³ Δ ₁	1009.02	4.50	0.53541	0.00301	0.603	1.6202	1,2
²⁰⁵ Tl ⁸¹ Br	¹ Σ ⁺	192.10	0.39	0.0423899	0.0001276	0.0083	2.61817	1,2,3
²⁰⁵ Tl ³⁵ Cl	¹ Σ ⁺	284.71	0.86	0.09139702	0.00039784	0.0377	2.48483	1,2,3
²⁰⁵ Tl ¹⁹ F	¹ Σ ⁺	476.86	2.24	0.22315014	0.00150380	0.1955	2.08439	1,2,3
²⁰⁵ Tl ¹ H	¹ Σ ⁺	1390.7	22.7	4.806	0.154	254	1.870	1,2
²⁰⁵ Tl ² H	¹ Σ ⁺	987.7	12.04	2.419	0.057	60	1.869	1,2
²⁰⁵ Tl ¹²⁷ I	¹ Σ ⁺	150*		0.0271676	0.0000664	0.0036	2.81361	1,2,3
⁵¹ V ¹⁶ O	⁴ Σ ⁻	1011.3	4.86	0.54825	0.00352	0.6	1.5893	1,2
(¹³²)Xe ¹⁹ F	² Σ	225.4	10.9	0.19326	0.00699	0.536	2.293	10
⁸⁹ Y ³⁵ Cl	¹ Σ	380.7	1.3	0.1160	0.0003	0.09	2.41	1,2
⁸⁹ Y ¹⁹ F	¹ Σ ⁺	631.29	2.50	0.29042	0.00163	0.237	1.9257	1,2
⁸⁹ Y ¹⁶ O	² Σ ⁺	861.0	2.9	0.3881	0.0018	0.32	1.790	1,2
¹⁷⁴ Yb ¹ H	² Σ ⁺	1249.54	21.06	3.9931	0.0957	161.8	2.0526	1,2
¹⁷⁴ Yb ² H	² Σ ⁺	886.6	10.57	2.01162	0.03425	41.60	2.0516	1,2
⁶⁴ Zn ³⁵ Cl	² Σ	390.5	1.6					1,2
⁶⁴ Zn ¹⁹ F	² Σ	628	3.5					1,2
⁶⁴ Zn ¹ H	² Σ ⁺	1607.6	55.14	6.6794	0.2500	466	1.5949	1,2
⁶⁴ Zn ² H	² Σ ⁺	1072	28	3.350		124	1.6054	1,2
⁶⁴ Zn ¹²⁷ I	² Σ	223.4	0.6					1,2
⁹⁰ Zr ¹⁶ O	¹ Σ ⁺	969.8	4.9	0.42263	0.0023	0.319	1.7116	1,2

* Indicates a value for the interval between $\nu = 0$ and $\nu = 1$ states instead of a value of ω_e .

Section 10

Atomic, Molecular, and Optical Physics

Line Spectra of the Elements	10-1
Atomic Transition Probabilities	10-93
Electron Affinities	10-147
Proton Affinities	10-168
Atomic and Molecular Polarizabilities	10-187
Ionization Energies of Atoms and Atomic Ions	10-197
Ionization Energies of Gas-Phase Molecules	10-200
X-Ray Atomic Energy Levels	10-218
Electron Binding Energies of the Elements	10-222
Natural Width of X-Ray Lines	10-228
Photon Attenuation Coefficients	10-229
Classification of Electromagnetic Radiation	10-234
Sensitivity of the Human Eye to Light of Different Wavelengths	10-236
Blackbody Radiation	10-237
Characteristics of Infrared Detectors	10-239
Index of Refraction of Inorganic Crystals	10-240
Refractive Index and Transmittance of Representative Glasses	10-244
Index of Refraction of Water	10-245
Index of Refraction of Liquids for Calibration Purposes	10-246
Index of Refraction of Air	10-247
Index of Refraction of Gases	10-248
Characteristics of Laser Sources	10-249
Infrared Laser Frequencies	10-255
Infrared and Far-Infrared Absorption Frequency Standards	10-262

This page intentionally left blank

LINE SPECTRA OF THE ELEMENTS

Joseph Reader and Charles H. Corliss

The original tables from which this table was derived were prepared under the auspices of the Committee on Line Spectra of the Elements of the National Academy of Sciences National Research Council. The table contains the outstanding spectral lines of neutral (I) and singly ionized (II) atoms of the elements from hydrogen through plutonium ($Z = 1-94$); selected strong lines from doubly ionized (III), triply ionized (IV), and quadruply ionized (V) atoms are also included. Listed are lines that appear in emission from the vacuum ultraviolet to the far infrared. These lines were selected from much larger lists in such a way as to include the stronger observed lines in each spectral region. A more extensive list may be found in Reference 1.

The data were compiled by the following contributors.

J. G. Conway — Lawrence Berkeley Laboratory
 C. H. Corliss — National Bureau of Standards
 R. D. Cowan — Los Alamos Scientific Laboratory
 C. R. Cowley — University of Michigan
 Henry M. and Hannah Crosswhite — Argonne National Laboratory
 S. P. Davis — University of California, Berkeley
 V. Kaufman — National Bureau of Standards
 R. L. Kelly — Naval Postgraduate School
 J. F. Kielkopf — University of Louisville
 W. C. Martin — National Bureau of Standards
 T. K. McCubbin — Pennsylvania State University
 L. J. Radziemski — Los Alamos Scientific Laboratory
 J. Reader — National Bureau of Standards
 C. J. Sansonetti — National Bureau of Standards
 G. V. Shalimoff — Lawrence Berkeley Laboratory
 R. W. Stanley — Purdue University
 J. O. Stoner, Jr. — University of Arizona
 H. H. Stroke — New York University
 D. R. Wood — Wright State University
 E. F. Worden — Lawrence Livermore Laboratory
 J. J. Wynne — International Business Machines Corporation
 R. Zalubas — National Bureau of Standards

All wavelengths are given in Ångstrom units (10^{-10} m). Below 2000 Å the wavelengths are in vacuum (except for the Cu II line at 1999.698 Å, which is in air); above 2000 Å the wavelengths are in air. Wavelengths given to three decimal places have an uncertainty of less than 0.001 Å and are therefore suitable for calibration purposes. In the air region, the elements used most commonly for calibration are Ne, Ar, Kr, Fe, Th, and Hg; in the vacuum region, the most common are C, N, O, Si, Cu.

All data refer to natural isotopic abundance of the elements except that Kr I and Kr II lines below 11,000 Å given to three decimal

places are for ^{86}Kr . A separate table for ^{198}Hg contains accurately known wavelengths that are frequently used for calibration.

A large number of the lines for neutral and singly ionized atoms were extracted from the National Bureau of Standards (NBS) *Tables of Spectral Line Intensities* (Reference 2). The intensities of these lines represent quantitative estimates of relative line strengths that take into account varying detection sensitivity at different wavelengths. They are on a linear scale. For nearly all of the other lines the intensities represent qualitative estimates of the relative strengths of lines not greatly separated in wavelength. Because different observers frequently use different scales for their intensity estimates, these intensities are useful only as a rough indication of the appearance of a spectrum. In some cases the intensity scale is not intended to be linear. In the first and second spectra the intensities of the lines of the singly ionized atom (II) relative to those of the neutral atom (I) should be used with caution, inasmuch as the concentration of ions in a light source depends greatly on the excitation conditions.

Descriptive symbols that follow the wavelength have the following meanings:

c — complex
 d — line consists of two unresolved lines
 h — hazy
 l — shaded to longer wavelengths
 s — shaded to shorter wavelengths
 p — perturbed by a close line
 r — easily reversed
 w — wide

The table is arranged alphabetically by element name (not symbol); for each element the lines are listed by wavelength. References to the sources of data for each element are given at the end of the table, starting on page 10-89.

General References

1. Reader, J., Corliss, C. H., Wiese, W. L., and Martin, G. A., *Tables of Line Spectra of the Elements, Part 1. Wavelengths and Intensities*, Nat. Stand. Ref. Data Sys.- Nat. Bur. Standards (U.S.), No. 68, 1980.
2. Meggers, W. F., Corliss, C. H., and Scribner, B. F., *Tables of Spectral Line Intensities, Part 1. Arranged by Elements*, Nat. Bur. Stand. (U.S.), Monograph 145, 1975.
3. Fuhr, J. R., Martin, W. C., Musgrove, A., Sugar, J., and Wiese, W. L., "NIST Atomic Spectroscopic Database" ver. 1.1, January 1996. *NIST Physical Reference Data*, National Institute of Standards and Technology, Gaithersburg, MD. Available at the WWW address: <http://physics.nist.gov/PhysRefData/contents.html>

Intensity	Wavelength/Å		Intensity	Wavelength/Å		Intensity	Wavelength/Å		Intensity	Wavelength/Å	
Actinium Ac Z = 89			900	1582.04	IV	110	2368.11	I	290	6068.43	II
2000 h	2952.55	III	800	1584.46	IV	180	2369.30	I	110	6068.53	II
2000 h	3392.78	III	125	1596.059	II	140	2370.22	I	450	6073.23	II
3000	3487.59	III	700	1605.766	III	160	2372.07	I	110	6181.57	II
2000 s	3863.12	II	100	1611.814	III	850	2373.12	I	150	6181.68	II
3000 s	4088.44	II	800	1611.874	III	170	2373.35	I	290	6182.28	II
3000 s	4168.40	II	150	1625.627	II	110	2373.57	I	220	6182.45	II
100	4179.98	I	800	1639.06	IV	240	2567.98	I	450 h	6183.42	II
20	4183.12	I	100	1644.235	II	480	2575.10	I	450	6201.52	II
20	4194.40	I	100	1644.809	II	110	2637.70	II	360	6201.70	II
20 l	4384.53	I	1000	1670.787	II	150	2652.48	I	290	6226.18	II
20	4396.71	I	100	1686.250	II	200	2660.39	I	360	6231.78	II
2000 h	4413.09	III	800	1719.440	II	160	2669.17	II	450	6243.36	II
20	4462.73	I	500	1721.244	II	650	2816.19	II	450	6335.74	II
3000 h	4569.87	III	900	1721.271	II	150	3041.28	II	360	6696.02	I
1000	5910.85	II	500	1724.952	II	360	3050.07	I	230	6698.67	I
20	6359.86	I	900	1724.984	II	450	3057.14	I	110	7361.57	I
20 l	6691.27	I	350	1760.104	II	150	3074.64	II	140	7362.30	I
Aluminum Al Z = 13			300	1761.975	II	4500 r	3082.153	I	230	7835.31	I
900	125.53	V	290	1763.00	I	7200 r	3092.710	I	290	7836.13	I
800	126.07	V	500	1763.869	II	1800 r	3092.839	I	110	8075.35	I
800	130.41	V	700	1763.952	II	150	3428.92	II	290	8640.70	II
1000	130.85	V	450	1765.64	I	150	3443.64	I	360	8772.87	I
900	131.00	V	300	1765.815	II	900	3492.23	IV	450	8773.90	I
900	131.44	V	450	1766.38	I	800	3508.46	IV	110	8828.91	I
800	160.07	IV	400	1767.731	II	450	3586.56	II	180	8841.28	I
1000	278.69	V	450	1769.14	I	360	3587.07	II	140	8923.56	I
900	281.39	V	1000	1818.56	IV	290	3587.45	II	150	9290.65	II
70	486.884	III	600	1828.588	II	870	3601.63	III	110	9290.75	II
30	486.912	III	400	1832.837	II	220	3651.06	II	150	10076.29	II
250	511.138	III	250	1834.808	II	110	3651.10	II	110	10768.36	I
150	511.191	III	1000	1854.716	III	150	3654.98	II	140	10782.04	I
500	560.317	III	300	1855.929	II	290	3655.00	II	110	10872.98	I
200	560.433	III	700	1858.026	II	450	3900.68	II	230	10891.73	I
100	670.068	III	120	1859.980	II	4500 r	3944.006	I	450	11253.19	I
200	671.118	III	1000	1862.311	II	9000 r	3961.520	I	570	11254.88	I
500	695.829	III	600	1862.790	III	110	3995.86	II	570	13123.41	I
400	696.217	III	200	1929.978	II	290	4226.81	II	450	13150.76	I
200	725.683	III	150	1931.048	II	870	4529.19	III	230	16718.96	I
300	726.915	III	200	1932.377	II	150	4585.82	II	300	16750.56	I
400	855.034	III	400	1934.503	II	110	4588.19	II	140	16763.36	I
500	856.746	III	150	1934.713	II	550	4666.80	II	300	21093.04	I
400	892.024	III	300	1935.840	III	110	4898.76	II	360	21163.75	I
50	893.887	III	200	1935.949	III	110	4902.77	II	Antimony Sb Z = 51		
450	893.897	III	150	1936.907	II	150	5280.21	II	15	722.86	III
800	1042.17	IV	220	1939.261	II	290	5283.77	II	15	732.33	III
50	1191.812	II	700	1990.531	II	150	5285.85	II		861.5	IV
900	1237.19	IV	150	2016.052	II	110	5312.32	II	4	876.84	II
900	1257.62	IV	150	2016.234	II	220	5316.07	II	4	921.07	II
800	1264.18	IV	100	2016.368	II	150	5371.84	II	6	983.57	II
1000	1272.76	IV	200	2074.008	II	180	5557.06	I	15	999.62	III
150	1350.18	II	700	2094.264	II	110	5557.95	I	6	1001.13	II
800	1384.13	III	150	2094.744	II	450	5593.23	II	6	1009.43	II
800	1447.51	IV	300	2094.791	II	1200	5696.60	III	40	1011.94	III
800	1494.79	IV	100	2095.104	II	1000	5722.73	III	6	1052.21	II
1000	1526.14	V	200	2095.141	II	110	5853.62	II	8	1056.27	II
800	1537.54	IV	400	2269.10	I	220	5971.94	II	8	1057.32	II
800	1539.830	II	120	2269.22	I	290	6001.76	II	40	1065.90	III
1000	1557.25	IV	140	2321.56	I	220	6001.88	II	6	1073.81	II
100	1569.385	II	460	2367.05	I	450	6006.42	II	30	1075.82	III
			110	2367.61	I	150	6061.11	II		1087.6	IV

Intensity	Wavelength/Å		Intensity	Wavelength/Å		Intensity	Wavelength/Å		Intensity	Wavelength/Å	
8	1104.32	V	100 r	2139.69	I	15	4514.50	II	4	447.53	V
30	1151.49	III	10	2141.80	II	30	4596.90	II	18	449.06	V
40	1157.74	III	50 r	2141.83	I	20	4599.09	II	4	449.49	V
	1199.1	IV	100 r	2144.86	I	15	4604.77	II	3	458.12	V
50	1205.20	III	1500 r	2175.81	I	30	4647.32	II	2	458.98	V
50	1210.64	III	250 r	2179.19	I	20	4675.74	II	6 p	461.23	V
12	1226.00	V	200 r	2201.32	I	40	4711.26	II	3	462.42	V
6	1230.30	II	300 r	2208.45	I	20	4757.81	II	7	463.94	V
8	1274.98	II	150 r	2220.73	I	20	4765.36	II	30	487.227	II
20	1306.69	III	100	2221.98	I	30	4784.03	II	50	490.650	II
8	1327.40	II	120 r	2224.93	I	20	4802.01	II	30	490.701	II
6	1358.04	II	300 r	2262.51	I	20	4832.82	II	30	519.327	II
8	1384.70	II	120	2288.98	I	20	4877.24	II	3	522.09	V
20	1404.18	III	150 r	2293.44	I	15	4947.40	II	5	524.19	V
6	1407.83	II	300 r	2306.46	I	15	5044.56	II	6	527.69	V
8	1436.49	II	2500 r	2311.47	I	20	5238.94	II	30	542.912	II
20 r	1486.57	I	150	2315.89	I	20	5354.24	II	200	543.203	II
40 h	1491.36	I	400 h	2373.67	I	40 h	5556.10	I	70	547.461	II
	1499.2	IV	300 h	2383.64	I	100 l	5632.02	I	2	554.50	V
12	1505.70	V	100	2395.22	I	30	5639.75	II	70	556.817	II
50 r	1512.57	I	150	2422.13	I	60 h	5830.34	I	5	558.48	V
12	1524.47	V	250	2426.35	I	100	6005.21	II	70	573.362	II
120 r	1532.74	I	400 r	2445.51	I	20	6053.41	II	30	576.736	II
80 r	1535.06	I	400	2478.32	I	30	6079.80	II	70	580.263	II
6	1565.51	II	150	2480.44	I	50	6130.04	II	30	583.437	II
8	1576.11	II	100	2510.54	I	20	6154.94	II	70	597.700	II
7	1581.36	II	2000 r	2528.52	I	20	6611.49	I	30	602.858	II
80 r	1599.96	I	15	2528.54	II	30	6647.44	II	30	612.372	II
10	1606.98	II	10	2567.75	II	30 h	7648.28	I	6	623.77	IV
200 w	1612.8	I	150	2574.06	I	80	7844.44	I	3	635.12	V
100 w	1623.3	I	15	2590.13	III	200	7924.65	I	500	661.867	II
20	1657.04	II	1500 r	2598.05	I	60	8411.69	I	30	664.562	II
100 w	1662.6	I	500 r	2598.09	I	150	8572.64	I	200	666.011	II
15	1673.89	III	300 r	2612.31	I	100	8619.55	I	1000	670.946	II
15	1711.84	III	12	2617.17	III	400	9518.68	I	3000	671.851	II
80 r	1716.93	I	200 r	2652.60	I	400	9949.14	I	70	676.242	II
150 r	1717.45	I	20	2669.39	III	200	10078.49	I	30	677.952	II
150 r	1723.43	I	300 r	2670.64	I	300	10261.01	I	30	679.218	II
15	1725.33	III	200 r	2682.76	I	200	10585.60	I	200	679.401	II
100 r	1736.19	I	120	2692.25	I	1000	10677.41	I	10	683.28	IV
100 h	1765.76	I	150 r	2718.90	I	800	10741.94	I	7	688.39	IV
100 r	1780.87	I	400 r	2769.95	I	80	10794.11	I	12 p	689.01	IV
100 r	1788.24	I	1000 r	2877.92	I	600	10839.73	I	6	699.41	IV
150	1800.18	I	15	2980.96	II	200	10868.58	I	8	700.28	IV
50 r	1810.50	I	500 r	3029.83	I	400	10879.55	I	3	705.35	V
80 r	1814.20	I	600 r	3232.52	I	300	11012.79	I	5	709.20	V
100	1829.50	I	20	3241.28	II	150	11266.23	I	4	715.60	V
50 r	1868.17	I	700 r	3267.51	I	5	12116.06	I	3	715.65	V
300 r	1871.15	I	15	3498.46	II	<i>Argon Ar Z = 18</i>			200	718.090	II
150 r	1882.56	I	25	3637.80	II	3	336.56	V	3000	723.361	II
100	1927.08	I	250	3637.83	I	3	337.56	V	2	725.11	V
200 r	1950.39	I	20	3722.78	II	6	338.00	V	500	725.548	II
60 r	2029.49	I	200 r	3722.79	I	2	338.43	V	70	730.930	II
70 r	2039.77	I	20	3850.22	II	2	339.01	V	200	740.269	II
150 r	2049.57	I	200	4033.55	I	2	339.89	V	200	744.925	II
1000 r	2068.33	I	20	4033.56	II	3	350.88	V	70	745.322	II
100	2079.56	I	20	4133.63	II	3	396.87	IV	4	754.20	IV
50 r	2098.41	I	15	4140.54	II	4	398.55	IV	5	761.47	IV
80 r	2118.48	I	15	4195.17	II	2	436.67	V	12	769.15	III
100 r	2127.39	I	20	4219.07	II	5	446.00	V	5	800.57	IV
50 r	2137.05	I	20	4314.32	II	8	446.95	V	10	801.09	IV

Intensity	Wavelength/Å		Intensity	Wavelength/Å		Intensity	Wavelength/Å		Intensity	Wavelength/Å	
10	801.41	IV	12	2293.03	III	12	2913.00	IV	35	3718.206	II
5	801.91	IV	4	2299.72	IV	11	2926.33	IV	70	3729.309	II
20	802.859	I	10	2300.85	III	200	2942.893	II	50	3737.889	II
100	806.471	I	15	2302.17	III	100	2979.050	II	150	3765.270	II
60	806.869	I	9	2317.00	III	10	3010.02	III	50	3766.119	II
30	807.218	I	15	2317.47	III	12	3024.05	III	20	3770.369	I
40	807.653	I	12	2318.04	III	50	3033.508	II	20	3770.520	II
50	809.927	I	10	2319.13	III	6	3037.98	IV	25	3780.840	II
120	816.232	I	10	2319.37	III	12	3054.82	III	20	3795.37	III
70	816.464	I	9	2345.17	III	10	3064.77	III	25	3803.172	II
80	820.124	I	7	2351.67	III	8	3077.40	IV	50	3809.456	II
4	822.16	V	9	2360.26	III	10	3078.15	III	7	3834.679	I
120	825.346	I	10	2395.63	III	50	3093.402	II	70	3850.581	II
120	826.365	I	12	2399.15	III	7	3110.41	III	10	3858.32	III
5	827.05	V	10	2413.20	III	7	3127.90	III	35	3868.528	II
3	827.35	V	7	2415.61	III	8	3200.37	I	7	3907.84	III
150	834.392	I	10	2418.82	III	20	3243.689	II	35	3925.719	II
4 p	834.88	V	5	2420.456	II	25	3285.85	III	50	3928.623	II
100	835.002	I	12	2423.52	III	25	3293.640	II	25	3932.547	II
2	836.13	V	12	2423.93	III	20	3301.88	III	70	3946.097	II
15	840.03	IV	7	2443.69	III	20	3307.228	II	7	3947.505	I
100	842.805	I	8	2447.71	IV	15	3311.25	III	35	3948.979	I
20	843.77	IV	8	2472.95	III	7	3319.34	I	8	3960.53	III
25	850.60	IV	7	2476.10	III	7	3323.59	III	20	3979.356	II
180	866.800	I	12	2488.86	III	25	3336.13	III	35	3994.792	II
150	869.754	I	12	2513.28	IV	20	3344.72	III	50	4013.857	II
10	871.10	III	10	2516.789	II	25	3350.924	II	6	4023.60	III
9	875.53	III	6	2518.40	IV	15	3358.49	III	50	4033.809	II
180 r	876.058	I	9	2525.69	IV	7	3361.28	III	20	4035.460	II
12	878.73	III	10	2534.709	II	7	3373.47	I	150	4042.894	II
8	879.62	III	15	2562.087	II	25	3376.436	II	50	4044.418	I
180 r	879.947	I	12	2562.17	IV	25	3388.531	II	100	4052.921	II
9	883.18	III	10	2568.07	IV	15	3391.85	III	200	4072.005	II
10	887.40	III	7	2569.53	IV	7	3393.73	I	70	4072.385	II
150	894.310	I	12	2599.47	IV	7	3417.49	III	25	4076.628	II
5	900.36	IV	10	2608.06	IV	9	3424.25	III	35	4079.574	II
9	901.17	IV	7	2608.44	IV	8	3438.04	III	25	4082.387	II
1000	919.781	II	12	2615.68	IV	7	3461.07	I	150	4103.912	II
1000	932.054	II	6	2619.98	IV	9	3471.32	III	300	4131.724	II
1000 r	1048.220	I	12	2621.36	IV	70	3476.747	II	5	4146.70	III
500 r	1066.660	I	12	2624.92	IV	20	3478.232	II	35	4156.086	II
7	1669.67	III	7	2631.90	III	20	3480.55	III	400	4158.590	I
7	1673.42	III	15	2640.34	IV	50	3491.244	II	50	4164.180	I
7	1675.48	III	10	2654.63	III	100	3491.536	II	35	4179.297	II
9	1914.40	III	8	2674.02	III	12	3499.67	III	50	4181.884	I
7	1915.56	III	9	2678.38	III	15	3503.58	III	100	4190.713	I
10	2125.16	III	9	2682.63	IV	70	3509.778	II	50	4191.029	I
15	2133.87	III	10	2724.84	III	8	3511.12	III	200	4198.317	I
10	2138.59	III	14	2757.92	IV	70	3514.388	II	400	4200.674	I
10	2148.73	III	7	2762.23	III	70	3545.596	II	25	4218.665	II
15	2166.19	III	10	2776.26	IV	70	3545.845	II	25	4222.637	II
10	2168.26	III	12	2784.47	IV	7	3554.306	I	25	4226.988	II
20	2170.23	III	14	2788.96	IV	100	3559.508	II	100	4228.158	II
25	2177.22	III	7	2797.11	IV	100	3561.030	II	100	4237.220	II
8	2184.06	III	16	2809.44	IV	70	3576.616	II	25	4251.185	I
10	2188.22	III	10	2830.25	IV	25	3581.608	II	200	4259.362	I
15	2192.06	III	7	2842.88	III	50	3582.355	II	100	4266.286	I
7	2248.73	III	8	2855.29	III	70	3588.441	II	70	4266.527	II
10	2279.10	III	6	2874.40	IV	7	3606.522	I	150	4272.169	I
7	2281.22	III	9	2884.12	III	25	3622.138	II	550	4277.528	II
7	2282.21	III	25	2891.612	II	20	3639.833	II	20	4282.898	II

Intensity	Wavelength/Å		Intensity	Wavelength/Å		Intensity	Wavelength/Å		Intensity	Wavelength/Å	
100	4300.101	I	25	5165.773	II	7	6951.478	I	200	10673.565	I
25	4300.650	II	20	5187.746	I	7	6960.250	I	11	10681.773	I
70	4309.239	II	20	5216.814	II	10000	6965.431	I	7	10683.034	II
200	4331.200	II	7	5221.271	I	150	7030.251	I	30	10733.87	I
50	4332.030	II	5	5421.352	I	10000	7067.218	I	30	10759.16	I
100	4333.561	I	10	5451.652	I	100	7068.736	I	7	10812.896	II
50	4335.338	I	25	5495.874	I	25	7107.478	I	11	11078.869	I
25	4345.168	I	5	5506.113	I	25	7125.820	I	30	11106.46	I
800	4348.064	II	25	5558.702	I	1000	7147.042	I	12	11441.832	I
50	4352.205	II	10	5572.541	I	15	7158.839	I	400	11488.109	I
25	4362.066	II	35	5606.733	I	70	7206.980	I	200	11668.710	I
50	4367.832	II	20	5650.704	I	15	7265.172	I	12	11719.488	I
200	4370.753	II	10	5739.520	I	7	7270.664	I	200	12112.326	I
70	4371.329	II	5	5834.263	I	2000	7272.936	I	50	12139.738	I
50	4375.954	II	10	5860.310	I	35	7311.716	I	50	12343.393	I
150	4379.667	II	15	5882.624	I	25	7316.005	I	200	12402.827	I
50	4385.057	II	25	5888.584	I	5	7350.814	I	200	12439.321	I
70	4400.097	II	50	5912.085	I	70	7353.293	I	100	12456.12	I
200	4400.986	II	15	5928.813	I	200	7372.118	I	200	12487.663	I
400	4426.001	II	5	5942.669	I	20	7380.426	II	150	12702.281	I
150	4430.189	II	7	5987.302	I	10000	7383.980	I	30	12733.418	I
50	4430.996	II	5	5998.999	I	20	7392.980	I	12	12746.232	I
50	4433.838	II	5	6025.150	I	15	7412.337	I	200	12802.739	I
20	4439.461	II	70	6032.127	I	10	7425.294	I	50	12933.195	I
35	4448.879	II	35	6043.223	I	25	7435.368	I	500	12956.659	I
100	4474.759	II	10	6052.723	I	10	7436.297	I	200	13008.264	I
200	4481.811	II	20	6059.372	I	20000	7503.869	I	200	13213.99	I
100	4510.733	I	7	6098.803	I	15000	7514.652	I	200	13228.107	I
20	4522.323	I	10	6105.635	I	25000	7635.106	I	100	13230.90	I
20	4530.552	II	100	6114.923	II	15000	7723.761	I	500	13272.64	I
400	4545.052	II	10	6145.441	I	10000	7724.207	I	1000	13313.210	I
20	4564.405	II	7	6170.174	I	10	7891.075	I	1000	13367.111	I
400	4579.350	II	150	6172.278	II	20000	7948.176	I	30	13499.41	I
400	4589.898	II	10	6173.096	I	20000	8006.157	I	1000	13504.191	I
15	4596.097	I	10	6212.503	I	25000	8014.786	I	11	13573.617	I
550	4609.567	II	5	6215.938	I	7	8053.308	I	30	13599.333	I
7	4628.441	I	25	6243.120	II	20000	8103.693	I	400	13622.659	I
35	4637.233	II	7	6296.872	I	35000	8115.311	I	200	13678.550	I
400	4657.901	II	15	6307.657	I	10000	8264.522	I	1000	13718.577	I
15	4702.316	I	7	6369.575	I	20	8392.27	I	10	13825.715	I
20	4721.591	II	20	6384.717	I	15000	8408.210	I	10	13907.478	I
550	4726.868	II	70	6416.307	I	20000	8424.648	I	200	14093.640	I
50	4732.053	II	25	6483.082	II	15000	8521.442	I	100	15046.50	I
300	4735.906	II	15	6538.112	I	7	8605.776	I	25	15172.69	I
800	4764.865	II	15	6604.853	I	4500	8667.944	I	10	15329.34	I
550	4806.020	II	25	6638.221	II	20	8771.860	II	30	15989.49	I
150	4847.810	II	20	6639.740	II	180	8849.91	I	30	16519.86	I
50	4865.910	II	50	6643.698	II	20	9075.394	I	500	16940.58	I
800	4879.864	II	5	6660.676	I	35000	9122.967	I	12	18427.76	I
70	4889.042	II	5	6664.051	I	550	9194.638	I	50	20616.23	I
20	4904.752	II	25	6666.359	II	15000	9224.499	I	30	20986.11	I
35	4933.209	II	100	6677.282	I	400	9291.531	I	20	23133.20	I
200	4965.080	II	35	6684.293	II	1600	9354.220	I	20	23966.52	I
50	5009.334	II	150	6752.834	I	25000	9657.786	I	<i>Arsenic As</i> Z = 33		
70	5017.163	II	5	6756.163	I	4500	9784.503	I	510	871.7	III
70	5062.037	II	15	6766.612	I	180	10052.06	I	325	889.0	III
20	5090.495	II	20	6861.269	II	30	10332.72	I	325	927.5	III
100	5141.783	II	150	6871.289	I	100	10467.177	II	325	937.2	III
70	5145.308	II	5	6879.582	I	1600	10470.054	I	325	953.6	III
5	5151.391	I	10	6888.174	I	13	10478.034	I	325	963.8	III
15	5162.285	I	50	6937.664	I	180	10506.50	I	250	987.7	V

Atomic	Intensity Wavelength/Å			Intensity Wavelength/Å			Intensity Wavelength/Å			Intensity Wavelength/Å		
	Intensity	Wavelength/Å		Intensity	Wavelength/Å		Intensity	Wavelength/Å		Intensity	Wavelength/Å	
	340	1021.96	II	300	2831.164	II	14	587.57	III	10	3193.91	I
	250	1029.5	V	100 r	2860.44	I	18	647.27	III	25 h	3203.70	I
	340	1082.35	II	300	2884.406	II	300	719.86	V	30	3221.63	I
	500	1139.40	II	80	2926.3	III	150	721.85	V	40	3222.19	I
	615	1149.31	II	615	2959.572	II	1000	766.87	V	50	3261.96	I
	555	1181.51	II	300	3003.819	II	40000	794.89	IV	60 r	3262.34	I
	555	1189.87	II	300	3116.516	II	300	877.41	V	40	3281.50	I
	615	1196.38	II	340	3842.60	II	50000	923.74	IV	15	3281.77	I
	615	1196.56	II	325	3922.6	III	200	946.26	V	50	3322.80	I
	340	1207.44	II	715	4190.082	II	200	1486.72	II	80 h	3356.80	I
	800	1211.17	II	615	4197.40	II	400	1504.01	II	50	3368.18	III
	800	1218.10	II	615	4242.982	II	300	1554.38	II	60 r	3377.08	I
	340	1223.15	II	500	4315.657	II	200	1572.73	II	20	3377.39	I
	760	1241.31	II	500	4323.867	II		1573.92	II	70 r	3420.32	I
	965	1243.08	II	500	4336.64	II		1630.40	II	25	3421.01	I
	870	1245.67	II	500	4352.145	II	100	1674.51	II	30 h	3421.48	I
	800	1258.58	II	425	4352.864	II	400	1694.37	II	40	3463.74	I
	965	1263.77	II	375	4371.17	II		1697.16	II	200 r	3501.11	I
	800	1266.34	II	615	4427.106	II		1761.75	II	80 h	3524.97	I
	800	1267.59	II	615	4431.562	II		1771.03	II	30 h	3531.35	I
	715	1280.99	II	715	4458.469	II		1786.93	II	80 h	3544.66	I
	715	1287.54	II	340	4461.075	II	100	1904.15	II	20 h	3547.68	I
	715	1305.70	II	715	4466.348	II	500	1924.70	II	100	3552.45	II
	340	1307.74	II	500	4474.46	II		1985.60	II	200	3567.73	II
	760	1333.15	II	800	4494.230	II	300	1999.54	II	100	3576.28	II
	965	1341.55	II	850	4507.659	II	10	2001.30	III	30	3577.62	I
	760	1355.93	II	615	4539.74	II		2009.20	II	80 h	3579.67	I
	965	1369.77	II	715	4543.483	II	400	2023.95	II	200	3596.57	II
	800	1373.65	II	615	4602.427	II		2052.68	II	40	3630.64	I
	1000	1375.07	II	340	4629.787	II		2054.57	II	40 h	3636.83	I
	760	1375.78	II	340	4707.586	II	500	2214.7	II	20 h	3688.47	I
	800	1394.64	II	340	4730.67	II	800	2245.61	II	400	3735.75	II
	800	1400.31	II	340	4888.557	II	1000	2254.73	II	200	3816.69	II
	500	1448.59	II	340	5105.58	II	1400	2304.24	II	200	3842.80	II
	500	1558.88	II	500	5107.55	II	60	2331.10	III	100	3854.76	II
	500	1570.99	II	425	5231.38	II	2000	2335.27	II	20	3889.33	I
	100 r	1593.60	I	500	5331.23	II	190	2347.58	II	1400 l	3891.78	II
	500	1660.55	II	340	5497.727	II	40	2512.28	III	20	3892.65	I
	340	1860.34	II	425	5558.09	II	40	2523.83	III	40	3909.91	I
	1000 r	1890.42	I	425	5651.32	II	60	2528.51	II	500	3914.73	II
	500	1912.94	II	425	6110.07	II	50	2559.54	III	25	3926.85	III
	800 r	1937.59	I	500	6170.27	II	8 h	2596.64	I	50	3935.72	I
	585 r	1972.62	I	300	6511.74	II	100	2634.78	II	20	3937.87	I
	170 r	1990.35	I	300	7092.27	II	40	2681.89	III	200	3939.67	II
	100 r	1991.13	I	300	7102.72	II	8	2702.63	I	500	3949.51	II
	100 r	1995.43	I	340	7990.53	II	18	2771.36	II	25	3993.06	III
	230 r	2003.34	I	300	8174.51	II	15	2785.28	I	80	3993.40	I
	100 r	2009.19	I	200	9300.61	I	100 r	3071.58	I	30	3995.66	I
	200	2263.2	IV	230	9597.95	I	40	3079.14	III	300	4036.26	II
	350 r	2288.12	I	290	9626.70	I	10 h	3108.21	I	200	4083.77	II
	200	2301.0	IV	230	9833.76	I	8	3132.60	I	30 h	4084.86	I
	350 r	2349.84	I	170	9915.71	I	8 h	3135.72	I	1500 h	4130.66	II
	100 r	2370.77	I	290	9923.05	I	10	3137.70	I	20	4132.43	I
	135 r	2381.18	I	290	10024.04	I	10	3155.34	I	200	4166.00	II
	250	2417.5	IV	170	10614.07	I	10	3155.67	I	500	4216.04	II
	250	2454.0	IV				12	3158.05	I	800	4267.95	II
	170 r	2456.53	I	<i>Astatine At</i> Z = 85			12 h	3158.54	I	100	4283.10	I
	200	2461.4	IV	8	2162.25	I	25	3165.60	I	300	4287.80	II
	340	2602.00	II	10	2244.01	I	15 h	3173.69	I	200	4297.60	II
	170 r	2780.22	I	<i>Barium Ba</i> Z = 56			30	3183.16	I	800	4309.32	II
	300	2830.359	II	14	555.48	III	15	3183.96	I	20 h	4323.00	I

Intensity	Wavelength/Å		Intensity	Wavelength/Å		Intensity	Wavelength/Å		Intensity	Wavelength/Å	
600	4325.73	II	300	6110.78	I	120 h	11697.45	I		107.38	I
200	4326.74	II	400	6135.83	II	120	13207.30	I	3	509.99	III
300	4329.62	II	20000	6141.72	II	120	13810.50	I	2	549.31	III
80	4350.33	I	150	6341.68	I	120	14077.90	I	6	582.08	III
60	4402.54	I	500	6378.91	II	120	15000.40	I	4	661.32	III
400	4405.23	II	10	6383.76	III	120	20712.00	I	8	675.59	III
40	4431.89	I	90	6450.85	I	150	25515.70	I		714.0	II
60 h	4488.98	I	150	6482.91	I	150	29223.90	I	4	725.59	III
50 h	4493.64	I	12000	6496.90	II	<i>Beryllium Be Z = 4</i>			5	725.71	II
40	4505.92	I	300	6498.76	I		58.13	IV	5	743.58	II
200	4509.63	II	150	6527.31	I		58.57	IV	7	746.23	III
60 h	4523.17	I	3000	6595.33	I		59.32	IV	2	767.75	III
130	4524.93	II	150	6654.10	I		60.74	IV	8	775.37	II
65000	4554.03	II	1500	6675.27	I		64.06	IV	20	842.06	II
40	4573.85	I	1800	6693.84	I		75.93	IV		865.3	II
80	4579.64	I	1000	6769.62	II	1 h	76.10	III	2	925.25	II
30	4599.75	I	600	6865.69	I	2	76.48	III	10	943.56	II
20 h	4619.92	I	300 h	6867.85	I	3	78.53	III	10	973.27	II
25 h	4628.33	I	1000	6874.09	II	4	78.66	III		981.4	II
300	4644.10	II	6000	7059.94	I	1 h	78.92	III		1020.1	II
30	4673.62	I	2400 hs	7120.33	I	5	81.89	III	8	1026.93	II
35	4691.62	I	600	7195.24	I	10	82.38	III	5	1036.32	II
20	4700.43	I	600 hl	7228.84	I		82.58	II	15	1048.23	II
800	4708.94	II	3000	7280.30	I	20	83.20	III	1	1114.69	III
40	4726.44	I	1200	7392.41	I		83.66	II	20	1143.03	II
800	4843.46	II	300	7417.53	I	30	84.76	III		1155.9	II
300	4847.14	II	900 hl	7459.78	I	50	88.31	III	60	1197.19	II
200	4850.84	II	600	7488.08	I		89.16	I	2	1213.12	III
30 h	4877.65	I	450 hl	7636.90	I		89.80	II	1	1214.32	III
400	4899.97	II	600 hl	7642.91	I		90.04	II	2	1362.25	III
15	4902.90	I	1800	7672.09	I		90.21	I	1	1401.52	III
20000	4934.09	II	1200	7780.48	I		90.67	I	10	1421.26	III
8	4947.35	I	180 h	7839.57	I		91.06	II	5	1422.86	III
1000	4957.15	II	1500	7905.75	I		91.36	II		1426.12	I
300	4997.81	II	600	7911.34	I		91.74	II	1	1435.17	III
1000	5013.00	II	900 h	8210.24	I		92.19	I	2	1440.77	III
20 h	5159.94	I	8	8308.69	III		92.61	II		1491.76	I
20	5267.03	I	1800 h	8559.97	I		93.14	II	20	1512.30	II
800	5361.35	II	100	8710.74	II		93.42	II	60	1512.43	II
1000	5391.60	II	100	8737.71	II		93.93	II	100	1661.49	I
200	5421.05	II	300 h	8799.76	I		94.78	II	2 h	1754.69	III
100	5424.55	I	300	8860.98	I		95.76	II	15	1776.12	II
200	5428.79	II	450	8914.99	I		96.29	I	20	1776.34	II
300	5480.30	II	300	9219.69	I		97.24	I		1907.	I
200	5519.05	I	300	9308.08	I		97.44	I		1909.0	II
1000 r	5535.48	I	300 h	9324.58	I		97.86	I		1912.	I
20 h	5620.40	I	1500	9370.06	I		97.97	I	3	1917.03	III
10	5680.18	I	300	9455.92	I		98.12	I		1919.	I
400	5777.62	I	8	9521.76	III		98.37	I	5	1929.67	I
800	5784.18	II	450	9589.37	I		98.66	I	10	1943.68	I
100	5800.23	I	900	9608.88	I		98.94	I	60 h	1954.97	III
20	5805.69	I	300 h	9645.72	I		99.19	I		1956.	I
150	5826.28	I	1500 hl	9830.37	I	100	100.25	III	50	1964.59	I
2800	5853.68	II	900	10001.08	I		100.86	I	5	1985.13	I
15	5907.64	I	600	10032.10	I		101.20	I		1997.95	I
100	5971.70	I	1200 h	10233.23	I		102.13	I		1997.98	I
800	5981.25	II	300	10471.26	I		102.49	II	60	1998.01	I
100	5997.09	I	120 hl	10791.25	I		104.40	II		2033.25	I
300	5999.85	II	180 hl	11012.69	I		104.67	I		2033.28	I
100	6019.47	I	150 h	11114.42	I		105.80	I		2033.38	I
200	6063.12	I	240	11303.04	I		107.26	I	50	2055.90	I

Atomic	Intensity			Wavelength/Å			Intensity			Wavelength/Å			Intensity			Wavelength/Å			Intensity			Wavelength/Å		
	100	2056.01	I		3163.	I		64	5270.28	II		60	14644.75	I										
	75 h	2076.94	III		3168.	I		500	5270.81	II		200	16157.72	I										
	60 h	2080.38	III		3180.7	II		20	5403.04	II		80	17855.38	I										
	25	2118.56	III		3187.	I		20	5410.21	II		120	17856.63	I										
	15 h	2122.27	III	20	3193.81	I			5558.	I		100	18143.54	I										
	10	2125.57	I	20	3197.10	II		140 h	6142.01	III		160	31775.05	I										
	20	2125.68	I	30	3197.15	II		10	6229.11	I		200	31778.70	I										
	15 h	2127.20	III	20	3208.60	I		16	6279.43	II		Bismuth Bi Z = 83												
	5	2137.25	III		3220.	I		30	6279.73	II		6	420.7	IV										
	25	2145.	I	60	3229.63	I		30	6473.54	I		6	431.2	IV										
	55	2174.99	I	2	3233.52	II		60	6547.89	II		2	488.39	V										
	55	2175.10	I	10	3241.62	II		60	6558.36	II		3	563.62	V										
	5	2191.57	III	30	3241.83	II		30	6564.52	I		5	670.76	III										
		2273.5	II	15	3269.02	I		2 h	6636.44	II		6	686.88	V										
		2324.6	II	100	3274.58	II		1	6756.72	II		5	730.71	V										
		2337.0	I	30	3274.67	II		2	6757.13	II		10	738.17	V										
	950	2348.61	I	30	3282.91	I		30	6786.56	I		4	775.16	III										
	20	2350.66	I	30	3321.01	I		1 h	6884.22	I		6	790.5	IV										
	60	2350.71	I	30	3321.09	I		6 h	6884.44	I		6	790.6	IV										
	200	2350.83	I	220	3321.34	I		100	6982.75	I		8	792.5	IV										
	2	2413.34	II	20	3345.43	I		6 h	7154.40	I		10	820.3	IV										
	16	2413.46	II	60	3367.63	I		40 h	7154.65	I		9	822.9	IV										
	20	2453.84	II		3405.6	II		100	7209.13	I		12	824.9	IV										
		2480.6	I	5	3451.37	I		3	7401.20	II		15 d	864.45	V										
	35	2494.54	I	300	3455.18	I		2	7401.43	II		15	872.6	IV										
	35	2494.58	I	20	3476.56	I		10	7551.90	I		12	923.9	IV										
	100	2494.73	I	300	3515.54	I		10 h	7618.68	I		15	943.3	IV										
	16	2507.43	II	10	3555.	I		20 h	7618.88	I		25	1039.99	III										
	5	2617.99	II	100	3720.36	III		60	8090.06	I		50 h	1045.76	III										
	20	2618.13	II		3720.92	III		5 h	8158.99	I		30	1051.81	III										
	100	2650.45	I		3722.98	III		10 h	8159.24	I		15	1058.88	II										
	60	2650.55	I	100	3736.30	I		4	8254.07	I		20	1085.47	II										
	200	2650.62	I	700	3813.45	I		10 h	8287.07	I		10	1099.20	II										
	60	2650.69	I	40	3865.13	I		30	8547.36	I		24	1103.4	IV										
	100	2650.76	I	80	3865.42	I		60	8547.67	I		20	1139.01	III										
	5	2697.46	II	1	3865.51	I		300	8801.37	I		50	1224.64	III										
	20	2697.58	II	6	3865.72	I		6	8882.18	I		10	1225.43	II										
	20	2728.88	II	100	3866.03	I		40	9190.45	I		15	1232.78	II										
	30	2738.05	I	90 h	4249.14	III		20 h	9243.92	I		10	1241.05	II										
		2764.2	II	100	4253.05	I		1 h	9343.89	II		10	1265.35	II										
	20	2898.13	I	60	4253.76	I		40	9392.74	I		15	1283.73	II										
	10	2898.19	I	300	4360.66	II		2	9476.43	II		10	1306.18	II										
	20	2898.25	I	500	4360.99	II		16	9477.03	II		60	1317.0	IV										
	30	2986.06	I	400	4407.94	I		20	9847.32	I		20	1325.46	II										
	10	2986.42	I	2	4485.52	III		10 h	9895.63	I		40	1326.84	III										
	60	3019.33	I	100 h	4487.30	III		20 h	9895.96	I		20	1329.47	II										
	30	3019.49	I	1	4495.09	III		80	9939.78	I		60	1346.12	III										
	30	3019.53	I	140 h	4497.8	III		16	10095.52	II		20	1350.07	II										
	20	3019.60	I		4526.6	I		20	10095.73	II		25	1372.61	II										
	10	3046.52	II		4548.	I		60	10119.92	II		15	1376.02	II										
	30	3046.69	II	12	4572.66	I		80	10331.03	I		20	1393.92	II										
		3090.3	I	700	4673.33	II		30	11066.46	I		35	1423.33	III										
	10	3110.81	I	1000	4673.42	II			11173.	II		35	1423.52	III										
	10	3110.92	I	6	4709.37	I		1	11173.73	II		45	1436.83	II										
	20	3110.99	I	200	4828.16	II		120	11496.39	I		25	1447.94	II										
		3120.	I	40	4849.16	I		2 h	11625.16	II		50	1455.11	II										
	480	3130.42	II	2 h	4858.22	II			11659.	II		60 h	1461.00	III										
	320	3131.07	II	80	5087.75	I		2	11660.25	II		25	1462.14	II										
		3136.	I	8	5218.12	II		100	12095.36	II		35	1486.93	II										
		3150.	I	20	5218.33	II		30	12098.18	II		20	1502.50	II										
		3160.6	I	3	5255.86	II		100	14643.92	I		40	1520.57	II										

Intensity	Wavelength/Å		Intensity	Wavelength/Å		Intensity	Wavelength/Å		Intensity	Wavelength/Å	
40	1533.17	II	100	2924.	IV	60 h	5144.3	II	Boron B Z = 5		
30	1536.77	II	100	2933.	IV	20	5201.5	II		41.00	V
35	1538.06	II	100	2936.	IV	75 h	5209.2	II	30	48.59	V
20	1563.67	II	15	2936.7	II	40 h	5270.3	II	10	52.68	IV
40	1573.70	II	3200	2938.30	I	10	5397.8	II	30	60.31	IV
60	1591.79	II	20	2950.4	II	10 c	5552.35	I		194.37	V
25	1601.58	II	12	2963.4	II	3	5599.41	I		262.37	V
60 h	1606.40	III	2800	2989.03	I	20	5655.2	II	160	344.0	IV
40	1609.70	II	700	2993.34	I	40 h	5719.2	II	450	385.0	IV
40	1611.38	II	100	3012.	IV	6	5742.55	I	40	411.80	III
20	1652.81	II	2400	3024.64	I	12	5818.3	II	285	418.7	IV
20	1749.29	II	60	3034.87	I	20	5860.2	II	20	510.77	III
80	1777.11	II	100	3042.	IV	20	5973.0	II	40	510.85	III
60	1787.47	II	9000 c	3067.72	I	15	6059.1	II		512.53	V
70	1791.93	II	140	3076.66	I	15	6128.0	II	150	518.24	III
70	1823.80	II	35	3115.0	III	6	6134.82	I	75	518.27	III
100	1902.41	II	100	3239.	IV	3	6475.73	I	110	677.00	III
9000	1954.53	I	550 c	3397.21	I	3	6476.24	I	160	677.14	III
7000	1960.13	I	10	3430.83	II	15	6497.7	II	40	693.95	II
25	1989.35	II	12	3431.23	II	10	6577.2	II	40	731.36	II
7000	2021.21	I	40 h	3451.0	III	40 h	6600.2	II	40	731.44	II
9000	2061.70	I	40	3473.8	III	50 h	6808.6	II		749.74	V
45 h	2068.9	II	35	3485.5	III	4 h	6991.12	I	40	758.48	III
4600	2110.26	I	500 c	3510.85	I	12	7033.	II	70	758.67	III
2500	2133.63	I	380 c	3596.11	I	2	7036.15	I	110	882.54	II
15	2143.40	II	45	3613.4	III	10 h	7381.	II	110	882.68	II
15	2143.46	II	100	3643.	IV	2	7502.33	I	40	984.67	II
60	2186.9	II	12	3654.2	II	10 h	7637.	II	110	1081.88	II
40 h	2214.0	II	100	3682.	IV	10	7750.	II	110	1082.07	II
360	2228.25	I	50	3695.32	III	3	7838.70	I	70	1112.2	IV
1700	2230.61	I	50	3695.68	III	2	7840.33	I	450	1168.9	IV
340	2276.58	I	100	3734.	IV	20	7965.	II	70	1170.9	IV
100	2311.	IV	70 h	3792.5	II	40	8008.	III	110	1230.16	II
100	2326.	IV	12	3811.1	II	12 h	8050.	II	220	1362.46	II
16	2368.12	II	20	3815.8	II	50	8070.	III	70	1600.46	I
12	2368.25	II	10	3845.8	II	15	8328.	II	120	1600.73	I
100	2376.	IV	30	3863.9	II	15	8388.	II	160	1623.58	II
190	2400.88	I	100	3868.	IV	30	8532.	II	110	1623.77	II
75 h	2414.6	III	40 h	4079.1	II	2	8544.54	I	220	1624.02	II
10	2501.0	II	10	4097.2	II	1	8579.74	I	70	1624.16	II
25	2515.69	I	140	4121.53	I	25	8653.	II	160	1624.34	II
70	2524.49	I	140	4121.86	I	2	8754.88	I	100	1663.04	I
20 h	2544.5	II	75 h	4259.4	II	3	8761.54	I	150	1666.87	I
700	2627.91	I	25	4272.0	II	25	8863.	II	200	1667.29	I
100	2629.	IV	70 h	4301.7	II	2	8907.81	I	150	1817.86	I
100	2677.	IV	12 h	4339.8	II	2000 d	9657.04	I	200	1818.37	I
12	2693.0	II	25 h	4340.5	II	40	9827.78	I	300	1825.91	I
280 c	2696.76	I	12 h	4379.4	II	20	10104.5	I	300	1826.41	I
20	2713.3	II	25 h	4476.8	II	15	10138.8	I	110	1842.81	II
140 d	2730.50	I	60 h	4705.3	II	20	10300.6	I	20	1953.83	III
100	2767.	IV	600 c	4722.52	I	20	10536.19	I	550	2065.78	III
100	2772.	IV	30	4730.3	II	50	11072.44	I	250	2066.38	I
360	2780.52	I	20	4749.7	II	1500 d	11710.37	I	250	2066.65	I
100	2786.	IV	40 h	4797.4	III	40	11999.49	I	100	2066.93	I
15	2803.42	II	12	4908.2	II	200	12165.08	I	300	2067.19	I
11	2803.70	II	10	4916.6	II	200	12690.04	I	450	2067.23	III
12	2805.3	II	12	4969.7	II	100	12817.8	I	160	2077.09	III
140 c	2809.62	I	20	4993.6	II	200	14330.5	I	500	2088.91	I
100	2842.	IV	45 h	5079.3	III	50	16001.5	I	500	2089.57	I
80 h	2855.6	III	10	5091.6	II	60	22551.6	I	70	2220.30	II
4000	2897.98	I	50 h	5124.3	II				40	2234.09	III

Intensity	Wavelength/Å		Intensity	Wavelength/Å		Intensity	Wavelength/Å		Intensity	Wavelength/Å	
70	2234.59	III	1000	619.87	IV	500	3041.18	IV	1200	7827.23	I
40	2323.03	II	1000	630.14	IV	500	3074.42	III	2500 s	7881.45	I
40	2328.67	II	1000	642.23	IV	500	3349.64	III	2500	7881.57	I
40	2393.20	II	1000	661.53	IV	500	3380.56	IV	2500	7925.81	I
220	2395.05	II	1000	683.51	IV	500	3540.16	III	30000 c	7938.68	I
40	2459.69	II	1000	697.72	IV	500	3562.43	III	3000	7947.94	I
40	2459.90	II	1000	715.39	IV	1200	3815.65	I	3000	7950.18	I
1000	2496.77	I	1000	731.00	IV	1500	3992.36	I	8000	7978.44	I
1000	2497.73	I	1000	800.12	IV	1000	4223.89	II	10000	7978.57	I
70	2524.7	IV	700	812.95	V	2000	4365.14	I	30000	7989.94	I
160	2530.3	IV	1000	813.66	IV	1000	4365.60	II	2000	8026.35	I
450	2821.68	IV	1000	850.81	V	1500	4425.14	I	2500	8026.54	I
70	2824.57	IV	1000	889.23	II	10000	4441.74	I	30000	8131.52	I
285	2825.85	IV	1000	948.97	II	10000	4472.61	I	1000 c	8152.65	I
160	2918.08	II	1000	1015.54	II	20000	4477.72	I	10000	8153.75	I
110	3032.26	II	1000	1049.00	II	1000	4490.42	I	25000	8154.00	I
70	3179.33	II	1000	1069.15	V	3000	4513.44	I	5000	8246.86	I
110	3323.18	II	900	1112.13	V	15000	4525.59	I	15000	8264.96	I
110	3323.60	II	1000	1143.56	V	3000	4575.74	I	75000 c	8272.44	I
450	3451.29	II	1000	1189.28	I	2500	4614.58	I	20000	8334.70	I
285	4121.93	II	1000	1189.50	I	2500	4752.28	I	10000	8343.70	I
110	4194.79	II	1000	1210.73	I	4000	4780.31	I	1200	8384.04	I
40	4242.98	III	1000	1221.13	I	1600	4785.19	I	40000	8446.55	I
70	4243.61	III	1000	1223.24	I	4000	4979.76	I	4000	8477.45	I
110	4472.10	II	1200	1224.41	I	1200	5395.48	I	1500	8513.38	I
110	4472.85	II	1200	1226.90	I	1200	5466.22	I	1000	8557.73	I
220	4487.05	III	7500	1232.43	I	1800	5852.08	I	1000	8566.28	I
360	4497.73	III	1200	1243.90	I	1600	5940.48	I	20000	8638.66	I
70	4784.21	II	1500	1251.66	I	2400	6122.14	I	4000	8698.53	I
110	4940.38	II	1000	1255.80	I	40000	6148.60	I	10000 c	8793.47	I
110	6080.44	II	1500	1259.20	I	2000	6177.39	I	15000	8819.96	I
70	6285.47	II	1200	1261.66	I	1500	6335.48	I	25000	8825.22	I
70	7030.20	II	1200	1266.20	I	60000	6350.73	I	4000	8888.98	I
40	7031.90	II	1000	1279.48	I	2500	6410.32	I	30000	8897.62	I
110	7835.25	III	1000	1286.26	I	1800	6483.56	I	6000	8932.40	I
70	7841.41	III	3000	1309.91	I	1000	6514.62	I	1800	8949.39	I
20	8667.22	I	3000	1316.74	I	20000	6544.57	I	9000	8964.00	I
70	8668.57	I	1000	1317.37	I	1500	6548.09	I	30000	9166.06	I
800	11660.04	I	2000	1317.70	I	50000 c	6559.80	I	15000	9173.63	I
570	11662.47	I	12000	1384.60	I	1000	6571.31	I	20000	9178.16	I
125	15629.08	I	3000	1449.90	I	1800	6579.14	I	40000	9265.42	I
200	16240.38	I	50000	1488.45	I	20000	6582.17	I	15000	9320.86	I
250	16244.67	I	30000	1531.74	I	1500	6620.47	I	6000	9793.48	I
235	18994.33	I	25000	1540.65	I	50000 c	6631.62	I	10000	9896.40	I
Bromine Br Z = 35			30000	1574.84	I	20000	6682.28	I	3000	10140.08	I
700	379.73	IV	20000	1576.39	I	10000	6692.13	I	6000	10237.74	I
700	400.37	IV	25000	1582.31	I	8000	6728.28	I	1000	10299.62	I
800	482.11	V	75000	1633.40	I	2000	6760.06	I	1500	10377.65	I
900	531.97	V	1000	2133.79	IV	2000	6779.48	I	30000	10457.96	I
1000	545.43	IV	1000	2145.02	IV	2200	6786.74	I	1000	10742.14	I
1000	547.90	V	1000	2257.21	IV	6500	6790.04	I	3000	10755.92	I
1000	559.76	IV	1000	2272.73	IV	1600 c	6791.48	I	1700	13217.17	I
1000	569.19	IV	1000	2307.40	IV	1800	6861.15	I	1800	14354.57	I
1000	576.59	IV	1000	2408.16	IV	10000	7005.19	I	1250	14888.70	I
1000	585.10	IV	1000	2411.58	IV	2000	7260.45	I	1800	16731.19	I
1000	586.71	IV	700	2491.14	IV	10000	7348.51	I	1200	18568.31	I
1000	597.51	IV	1000	2581.19	IV	40000	7512.96	I	3500	19733.62	I
1000	600.09	IV	600	2661.40	IV	1600	7591.61	I	1000	20281.73	I
1000	601.27	IV	1000	2842.88	IV	1800	7595.07	I	1000	20624.67	I
1000	607.03	IV	1100 h	2907.71	IV	2000	7616.41	I	1200	21787.24	I
1000	617.85	IV	500 h	2972.26	II	30000	7803.02	I	4000	22865.65	I

Intensity	Wavelength/Å		Intensity	Wavelength/Å		Intensity	Wavelength/Å		Intensity	Wavelength/Å	
1000	23513.15	I	75	1793.40	III	30	2823.19	II	1000	5378.13	II
500	28346.50	I	40	1823.41	III	200	2836.900	I	200	5381.89	II
500	30380.85	I	100	1827.70	II	25	2856.46	II	40	5843.30	II
600	31630.13	I	50	1844.66	III	100	2868.180	I	50	5880.22	II
150	38345.75	I	40	1851.13	III	200 r	2880.767	I	300	6099.142	I
120	39964.36	I	40	1855.85	III	50 r	2881.224	I	100	6111.49	I
<i>Cadmium Cd Z = 48</i>			200	1856.67	III	200	2914.67	II	100	6325.166	I
50	427.01	IV	150	1874.08	III	50	2927.87	II	30	6330.013	I
50	447.85	IV	300	1922.23	II	200	2929.27	II	400	6354.72	II
60	480.90	IV	100	1943.54	II	1000 r	2980.620	I	500	6359.98	II
70	493.00	IV	40	1965.54	II	200 r	2981.362	I	2000	6438.470	I
70	495.13	IV	30	1986.89	II	50	2981.845	I	400	6464.94	II
70	498.14	IV	200	1995.43	II	50	3030.60	II	25	6567.65	II
70	498.53	IV	100	2007.49	II	150	3080.822	I	500	6725.78	II
80	504.09	IV	50	2032.45	II	25	3081.48	II	100	6759.19	II
70	504.20	IV	75	2036.23	II	30	3082.593	I	30	6778.116	I
70	504.50	IV	40	2039.83	III	100	3092.34	II	50	7237.01	II
80	506.31	IV	50	2045.61	III	200	3133.167	I	100	7284.38	II
60	508.01	IV	75	2087.91	III	50	3146.79	II	1000	7345.670	I
50	508.95	IV	150	2096.00	II	150	3250.33	II	50	8066.99	II
70	509.55	IV	50	2111.60	III	300	3252.524	I	5	8200.309	I
70	511.40	IV	1000 r	2144.41	II	300	3261.055	I	20	9289.	I
80	513.00	IV	50	2155.06	II	50	3343.21	II	15	11652.	I
70	514.50	IV	100	2187.79	II	50	3385.49	II	35	14487.	I
60	519.42	IV	1000	2194.56	II	30	3388.88	II	80	15708.	I
80	524.41	IV	1000	2265.02	II	800	3403.652	I	55 d	19120.	I
70	524.47	IV	1500 r	2288.022	I	50	3417.49	II	25	24371.	I
70	525.10	IV	1000	2312.77	II	50	3442.42	II	35	25448.	I
60	525.19	IV	200	2321.07	II	100	3464.43	II	<i>Calcium Ca Z = 20</i>		
70	527.07	IV	40	2376.82	II	1000	3466.200	I	250	190.46	V
80	531.09	IV	50	2418.69	II	800	3467.655	I	250	196.97	V
80	531.51	IV	50	2469.73	II	25	3483.08	II	300	199.55	V
70	534.29	IV	40	2487.93	II	150	3495.44	II	250	200.51	V
70	536.77	IV	40	2495.58	II	25	3499.952	I	265	257.98	V
60	540.90	IV	50	2509.11	II	100	3524.11	II	400	267.77	V
70	541.74	IV	30	2516.22	II	100	3535.69	II	300	270.31	V
80	542.60	IV	25 h	2525.196	I	1000	3610.508	I	400	280.99	V
80	546.55	IV	50	2544.613	I	800	3612.873	I	300	284.98	V
60	553.06	IV	50	2551.98	II	60	3614.453	I	450 c	286.96	V
80	554.05	IV	25	2553.465	I	20	3649.558	I	500	322.17	V
60	567.01	IV	3	2565.789	I	10	3981.926	I	300	323.22	V
150	1118.16	IV	500	2572.93	II	100	4029.12	II	300	330.94	V
100	1164.65	IV	50	2580.106	I	200	4134.77	II	300	334.55	V
100	1183.40	IV	30	2592.026	I	50	4141.49	II	250 c	342.45	IV
100	1256.00	II	25 h	2602.048	I	100	4285.08	II	250	343.93	IV
150	1296.43	II	50	2628.979	I	8	4306.672	I	450	352.92	V
100	1326.50	II	40	2632.190	I	100	4412.41	II	250	377.18	V
60	1370.48	IV	75	2639.420	I	3	4412.989	I	200	387.08	V
150	1370.91	II	40	2659.23	II	1000	4415.63	II	750	425.00	V
60	1418.89	IV	50 h	2660.325	I	30	4440.45	II	600	434.57	IV
200	1514.26	II	25	2668.20	II	8	4662.352	I	250	437.77	IV
50	1545.17	III	50	2672.62	II	200	4678.149	I	750	443.82	IV
200	1571.58	II	100	2677.540	I	30	4744.69	II	500	450.57	IV
100	1668.60	II	25	2677.748	I	300	4799.912	I	500	558.60	V
50	1702.47	II	50	2707.00	II	50	4881.72	II	400	637.93	V
40	1707.16	III	75	2712.505	I	50	5025.50	II	300	643.12	V
40	1722.95	III	50	2733.820	I	1000 h	5085.822	I	400	646.57	V
50	1724.41	II	1000	2748.54	II	6	5154.660	I	750	656.00	IV
40	1747.67	III	100 h	2763.894	I	100	5268.01	II	300	656.76	V
40	1773.06	III	50 h	2764.230	I	100	5271.60	II	500	669.70	IV
100	1785.84	II	50	2774.958	I	1000	5337.48	II	24	1341.89	II

Intensity	Wavelength/Å		Intensity	Wavelength/Å		Intensity	Wavelength/Å		Intensity	Wavelength/Å	
12	1342.54	II	20	4489.18	II	40	7820.78	II	250	371.75	III
20	1433.75	II	19	4499.88	III	60	7843.38	II	150	371.78	III
20	1545.29	III	23	4526.94	I	20	8017.50	II	650	384.03	IV
60	1649.86	II	22	4578.55	I	20	8020.50	II	700	384.18	IV
20	1807.34	II	23	4581.40	I	70	8133.05	II	500	386.203	III
40	1814.50	II	23	4581.47	I	100	8201.72	II	400	419.52	IV
40	1838.01	II	24	4585.87	I	110	8248.80	II	500	419.71	IV
60	1840.06	II	24	4585.96	I	70	8254.73	II	200	450.734	III
20	1843.09	II	20	4685.27	I	130	8498.02	II	400	459.46	III
40	1850.69	II	30	4716.74	II	170	8542.09	II	500	459.52	III
17	2123.03	III	40	4721.03	II	160	8662.14	II	570	459.63	III
16	2152.43	III	40	4799.97	II	100	8912.07	II	250	511.522	III
16	2687.76	III	25	4878.13	I	110	8927.36	II	250	535.288	III
19	2881.78	III	70	5001.48	II	110	9213.90	II	300	538.080	III
21	2899.79	III	80	5019.97	II	90	9312.00	II	350	538.149	III
19	2924.33	III	40	5021.14	II	100	9319.56	II	400	538.312	III
20	2988.63	III	23	5041.62	I	110	9320.65	II	350	574.281	III
10	3006.86	I	25	5188.85	I	25	9416.97	I	9	595.022	II
15	3028.59	III	22	5261.71	I	100	9567.97	II	30	687.053	II
3	3055.32	I	23	5262.24	I	110	9599.24	II	50	687.345	II
19	3119.67	III	22	5264.24	I	80	9601.82	II	10	858.092	II
170	3158.87	II	24	5265.56	I	80	9854.74	II	20	858.559	II
180	3179.33	II	25	5270.27	I	110	9890.63	II	30	903.624	II
150	3181.28	II	60	5285.27	II	90	9931.39	II	60	903.962	II
20	3316.51	II	70	5307.22	II	100	10223.04	II	150	904.142	II
12	3361.92	I	50	5339.19	II	20	10343.81	I	30	904.480	II
19	3372.67	III	27	5349.47	I	20	11838.99	II	800	977.03	III
20	3461.87	II	23	5512.98	I	25	12816.04	I	9	1009.86	II
13	3487.60	I	25	5581.97	I	24	12823.86	I	10	1010.08	II
18	3537.77	III	27	5588.76	I	25	12909.10	I	10	1010.37	II
20	3644.41	I	24	5590.12	I	30	13033.57	I	80	1036.337	II
30	3683.70	II	26	5594.47	I	21	13086.44	I	150	1037.018	II
40	3694.11	II	25	5598.49	I	24	13134.95	I	150	1157.910	I
170	3706.03	II	24	5601.29	I	20	16150.77	I	150	1158.019	I
180	3736.90	II	24	5602.85	I	22	16157.36	I	150	1158.035	I
20	3755.67	II	30	5857.45	I	21	16197.04	I	370	1174.93	III
30	3758.39	II	27	6102.72	I	20	18925.47	I	350	1175.26	III
230	3933.66	II	29	6122.22	I	24	18970.14	I	330	1175.59	III
220	3968.47	II	22	6161.29	I	30	19046.14	I	500	1175.71	III
50	4097.10	II	30	6162.17	I	48	19309.20	I	350	1175.99	III
60	4109.82	II	22	6163.76	I	49	19452.99	I	370	1176.37	III
30	4110.28	II	24	6166.44	I	47	19505.72	I	150	1188.992	I
40	4206.18	II	26	6169.06	I	50	19776.79	I	150	1189.447	I
50	4220.07	II	28	6169.56	I	35	19853.10	I	200	1189.631	I
50	4226.73	I	35	6439.07	I	34	19862.22	I	300	1193.009	I
24	4283.01	I	30	6449.81	I	23	19917.19	I	300	1193.031	I
22	4289.36	I	22	6455.60	I	24	19933.70	I	300	1193.240	I
22	4298.99	I	80	6456.87	II	25	22624.93	I	300	1193.264	I
25	4302.53	I	34	6462.57	I	30	22651.23	I	100	1193.393	I
20	4302.81	III	29	6471.66	I	<i>Carbon C Z = 6</i>			150	1193.649	I
23	4307.74	I	32	6493.78	I	110	34.973	V	150	1193.679	I
22	4318.65	I	28	6499.65	I	450	40.268	V	100	1194.064	I
20	4355.08	I	23	6572.78	I	110	227.19	V	100	1194.488	I
19	4399.59	III	30	6717.69	I	250	244.91	IV	100	1261.552	I
25	4425.44	I	33	7148.15	I	160	248.66	V	250	1277.245	I
26	4434.96	I	31	7202.19	I	160	248.74	V	250	1277.282	I
25	4435.69	I	33	7326.15	I	200	289.14	IV	300	1277.513	I
30	4454.78	I	30	7575.81	II	250	289.23	IV	300	1277.550	I
28	4455.89	I	60	7581.11	II	570	312.42	IV	200	1280.333	I
20	4456.61	I	80	7601.30	II	500	312.46	IV	100	1311.363	I
20	4472.04	II	20	7602.32	II	250	371.69	III	9	1323.951	II

Intensity	Wavelength/Å		Intensity	Wavelength/Å		Intensity	Wavelength/Å		Intensity	Wavelength/Å	
120	1329.578	I	1000	4267.26	II	250	9620.80	I	40000	3085.10	III
120	1329.600	I	200	4325.56	III	300	9658.44	I	20000	3106.98	III
150	1334.532	II	600	4647.42	III	200	10683.08	I	30000	3110.53	III
300	1335.708	II	520	4650.25	III	300	10691.25	I	30000	3121.56	III
100	1354.288	I	375	4651.47	III	12	11619.29	I	20000	3141.29	III
150	1355.84	I	200 w	4658.30	IV	23	11628.83	I	20000	3143.96	III
120	1364.164	I	200	4665.86	III	13	11658.85	I	20000	3147.06	III
100	1459.032	I	200	4771.75	I	47	11659.68	I	710	3194.83	II
200	1463.336	I	200	4932.05	I	24	11669.63	I	990	3201.71	II
120	1467.402	I	5	4943.88	V	85	11748.22	I	710	3218.94	II
150	1481.764	I	5	4944.56	V	142	11753.32	I	880	3221.17	II
1000	1548.202	IV	200	5052.17	I	114	11754.76	I	710	3227.11	II
900	1550.774	IV	350	5132.94	II	11	11777.54	I	20000	3228.57	III
150	1560.310	I	350	5133.28	II	17	11892.91	I	710	3234.16	II
400	1560.683	I	350	5143.49	II	30	11895.75	I	990	3272.25	II
400	1560.708	I	570	5145.16	II	26	12614.10	I	20000	3353.29	III
100	1561.341	I	400	5151.09	II	20	13502.27	I	10000	3395.77	III
400	1561.438	I	300	5380.34	I	38	14399.65	I	30000	3427.36	III
150	1656.266	I	250	5648.07	II	16	14403.25	I	40000	3443.63	III
120	1656.928	I	350	5662.47	II	61	14420.12	I	30000	3454.39	III
300	1657.008	I	450	5695.92	III	12	14429.03	I	40000	3459.39	III
120	1657.380	I	250	5801.33	IV	13	14442.24	I	60000	3470.92	III
120	1657.907	I	200	5811.98	IV	12	16559.66	I	710	3485.05	II
150	1658.122	I	150	5826.42	III	50	16890.38	I	50000	3497.81	III
500	1751.823	I	570	5889.77	II	10	17338.56	I	60000	3504.64	III
1000	1930.905	I	350	5891.59	II	11	17448.60	I	770	3539.08	II
250	2162.94	III	200	6001.13	I	13	18139.80	I	50000	3544.07	III
40	2270.91	V	250	6006.03	I	23	19721.99	I	1200	3560.80	II
5	2277.25	V	110	6007.18	I	<i>Cerium Ce Z = 58</i>			1000	3577.45	II
20	2277.92	V	150	6010.68	I	300	399.36	V	1800	3655.85	II
800	2296.87	III	300	6013.22	I	200	482.96	V	880	3660.64	II
800	2478.56	I	250	6014.84	I	40	741.79	IV	880	3667.98	II
250	2509.12	II	800	6578.05	II	30	754.60	IV	1000	3709.29	II
350	2512.06	II	570	6582.88	II	75	1332.16	IV	1000	3709.93	II
200 l	2524.41	IV	200	6587.61	I	75	1372.72	IV	1400	3716.37	II
300 s	2529.98	IV	150	6744.38	III	100	2000.42	IV	800	3728.42	II
250 h	2574.83	II	250	6783.90	II	100	2009.94	IV	860	3786.63	II
150	2697.75	III	150 h	7037.25	III	10000	2318.64	III	2500	3801.52	II
110 l	2724.85	III	250	7113.18	I	10000	2372.34	III	800	3803.09	II
150 l	2725.30	III	250	7115.19	I	10000	2380.12	III	1000	3808.11	II
150 l	2725.90	III	250	7115.63	II	10000	2431.45	III	1100	3838.54	II
350 l	2741.28	II	200	7116.99	I	15000	2439.80	III	860	3848.59	II
250	2746.49	II	350	7119.90	II	10000	2454.32	III	860	3853.15	II
1000	2836.71	II	800	7231.32	II	10000	2469.95	III	1200	3854.18	II
800	2837.60	II	1000	7236.42	II	10000	2483.82	III	1200	3854.31	II
200	2982.11	III	150	7612.65	III	10000	2497.50	III	1100	3878.36	II
800 h	2992.62	II	90 w	7726.2	IV	20000	2531.99	III	1500	3882.45	II
350	3876.19	II	200	7860.89	I	10000	2603.59	III	1000	3889.98	II
350	3876.41	II	200	8058.62	I	340	2651.01	II	770	3907.29	II
350	3876.66	II	300 h	8196.48	III	270	2830.90	II	980	3912.44	II
570	3918.98	II	150	8332.99	III	250	2874.14	II	770	3918.28	II
800	3920.69	II	520	8335.15	I	10000	2923.81	III	770	3931.09	II
150	4056.06	III	300	8500.32	III	10000	2931.54	III	770	3940.34	II
200	4067.94	III	250	9061.43	I	400	2976.91	II	2000	3942.15	II
250	4068.91	III	200	9062.47	I	10000	3022.75	III	2700	3942.75	II
250	4070.26	III	200	9078.28	I	50000	3031.58	III	770	3943.89	II
250	4074.52	II	250	9088.51	I	95000	3055.59	III	3100	3952.54	II
350 l	4075.85	II	450	9094.83	I	20000	3056.56	III	980	3956.28	II
150	4162.86	III	300	9111.80	I	40000	3057.23	III	770	3960.91	II
250 h	4186.90	III	800	9405.73	I	20000	3057.58	III	770	3967.05	II
800	4267.00	II	150	9603.03	I	680	3063.01	II	770	3978.65	II

Atomic	Intensity	Wavelength/Å		Intensity	Wavelength/Å		Intensity	Wavelength/Å		Intensity	Wavelength/Å		Intensity	Wavelength/Å	
	770	3984.68	II	280	5159.69	I	25	7329.91	I	630	2845.70	III			
	700	3992.39	II	280	5161.48	I	25	7397.77	I	3100	2859.32	III			
	910	3993.82	II	370	5187.46	II	25	7616.11	II	200	2893.85	III			
	2800	3999.24	II	260	5223.46	I	25	7689.17	II	180	2921.13	III			
	910	4003.77	II	260	5245.92	I	22	7844.94	II	3200	2976.86	III			
	2700	4012.39	II	340	5274.23	II	22	7857.54	II	210	3001.28	III			
	910	4014.90	II	450	5353.53	II	30	8025.56	II	1700	3066.59	III			
	840	4024.49	II	300	5393.40	II	25	8772.14	II	1100 c	3149.36	III			
	840	4028.41	II	280	5409.23	II	30	8891.20	II	1400	3152.36	III			
840	4031.34	II	260	5512.08	II	<i>Cesium Ce Z = 55</i>			8400	3268.32	III				
2100	4040.76	II	300	5696.99	I	10000	614.01	III	1300	3315.51	III				
910	4042.58	II	370	5699.23	I	2000	638.17	III	550	3340.60	III				
700	4053.51	II	240	5719.03	I	2500	666.25	III	430	3344.02	III				
1100	4071.81	II	230	5940.86	I	5000	691.60	III	1200	3349.46	III				
1800	4073.48	II	55	6001.90	I	3500	703.89	III	400	3463.45	III				
1500	4075.71	II	55	6005.86	I	15000	718.14	II	580	3476.83	III				
1500	4075.85	II	55	6006.82	I	20000	721.79	III	480	3559.82	III				
910	4083.23	II	75	6013.42	I	20000	722.20	III	7200	3597.45	III				
770	4118.14	II	110	6024.20	I	5000	731.56	III	1300	3608.31	III				
980	4123.87	II	10000	6032.54	III	12000	740.29	III	2300	3618.19	III				
980	4127.37	II	110	6043.39	II	15000	808.76	II	300 c	3641.34	III				
2700	4133.80	II	55	6047.40	I	15000	813.84	II	520	3651.08	III				
2000	4137.65	II	10000	6060.91	III	7500	830.39	III	4800	3661.40	III				
770	4142.40	II	45	6098.34	II	35000	901.27	II	640	3699.50	III				
980	4149.94	II	45	6123.67	I	15000	920.35	III	430	3837.46	III				
1400	4151.97	II	35	6143.36	II	40000	926.66	II	2100 c	3876.15	I				
1300	4165.61	II	35	6186.17	I	25000 c	1054.79	III	2900	3888.37	III				
3500	4186.60	II	35	6208.98	I	17 c	1673.99	III	600 c	3888.61	I				
840	4198.72	II	35	6228.94	I	12	1705.25	III	2700	3925.60	III				
910	4202.94	II	23	6232.45	II	10	1801.83	III	680 c	4001.70	III				
1500	4222.60	II	28	6237.45	I	20 c	1822.40	III	3100	4006.55	III				
770	4227.75	II	45	6272.05	II	11	1823.93	III	420	4006.78	III				
980	4239.92	II	35	6295.58	I	12	1824.70	III	520	4043.42	III				
1100	4248.68	II	28	6299.51	II	12	1841.80	III	14000	4264.70	II				
2000	4289.94	II	23	6300.21	I	25	1915.50	III	18000 w	4277.13	II				
1500	4296.67	II	35	6310.01	I	25 c	1923.29	III	370	4403.86	III				
770	4300.33	II	35	6343.95	II	12	1961.33	III	1200	4410.22	III				
770	4306.72	II	35	6371.11	II	17	1996.56	III	940	4425.68	III				
980	4337.77	II	28	6386.84	I	710	2035.11	III	530	4471.48	III				
700	4349.79	II	23	6393.02	II	120	2056.43	III	12000	4501.55	II				
910	4364.66	II	35	6430.07	I	330	2076.43	III	1200	4506.72	III				
910	4382.17	II	23	6436.40	I	540	2077.30	III	590	4522.86	III				
700	4386.84	II	35	6458.03	I	410	2088.68	III	20000	4526.74	II				
1700	4391.66	II	28	6467.39	I	210	2101.63	III	1000 c	4555.28	I				
980	4418.78	II	35	6473.72	I	200	2141.47	III	460 c	4593.17	I				
770	4449.34	II	23	6513.59	II	1000	2316.88	III	99900	4603.79	II				
2400	4460.21	II	45	6555.65	I	230	2325.95	III	420 h	4620.61	III				
1400	4471.24	II	23	6579.10	I	390	2340.49	III	210	4665.52	III				
700	4479.36	II	22	6612.06	I	1600	2455.81	III	25000	4830.19	II				
700	4483.90	II	30	6628.93	I	1600	2477.57	III	140	4851.59	III				
840	4486.91	II	22	6652.72	II	890	2485.45	III	19000	4870.04	II				
770	4523.08	II	26	6700.66	I	410	2495.07	III	37000	4952.85	II				
840	4527.35	II	35	6704.27	I	1400	2525.67	III	370	5035.72	III				
840	4528.47	II	30	6774.28	II	430	2573.05	III	27000	5043.80	II				
840	4539.75	II	35	6775.59	I	16000	2596.86	III	75000	5227.04	II				
2100	4562.36	II	30	6924.81	I	390	2610.12	III	29000	5249.38	II				
1100	4572.28	II	30	6986.02	I	6200	2630.51	III	11000	5274.05	II				
840	4593.93	II	35	7061.75	II	370	2700.32	III	10000 c	5349.13	II				
1700	4628.16	II	35	7086.35	II	710	2701.20	III	22000	5370.99	II				
310	4737.28	II	22	7238.36	II	390	2776.44	III	230	5380.79	III				
470	5079.68	II	25	7252.75	I	270	2810.87	III	60 c	5465.94	I				

Intensity	Wavelength/Å		Intensity	Wavelength/Å		Intensity	Wavelength/Å		Intensity	Wavelength/Å	
37	5502.88	I	1500	17012.32	I	2500	728.951	II	12000	1396.527	I
39000	5563.02	II	760	20138.47	I	2000	777.562	II	500	1441.470	II
100	5635.21	I	880	22811.86	I	5000	787.580	II	500	1528.569	II
210 c	5664.02	I	1100	23037.98	I	5000	788.740	II	500	1542.942	II
27	5745.72	I	3900	23344.47	I	5000	793.342	II	500	1558.144	II
24000	5831.14	II	4400	24251.21	I	500	834.84	IV	500	1565.050	II
59 c	5838.83	I	850	24374.96	I	500	834.97	IV	600	1822.50	III
300	5845.14	I	890 d	25763.51	I	6000	839.297	II	500	1828.40	III
51000	5925.63	II	500	25764.73	I	8000	839.599	II	500	1857.488	II
140	5950.14	III	680 c	29310.06	I	600	840.93	IV	500	1901.61	III
110	5979.97	III	2800	30103.27	I	5000	851.691	II	500	1983.61	III
640 c	6010.49	I	610 c	30953.06	I	2000	888.026	II	450 h	1997.370	II
86	6034.09	I	1100	34900.13	I	2000	893.549	II	450	2032.116	II
150	6043.99	III	190	36131.00	I	2000	961.499	II	350 h	2088.583	II
870	6079.86	III	2 c	39177.28	I	500	973.21	IV	350 h	2091.458	II
9800	6128.61	II	2 d	39421.25	I	600	977.56	IV	700	2253.07	III
330	6150.42	III	1	39424.11	I	40	978.284	I	500	2268.95	III
1000	6213.10	I	<i>Chlorine Cl Z = 17</i>			700	984.95	IV	500	2278.34	III
170	6217.60	I	500	392.43	V	25	998.372	I	500	2283.93	III
450	6242.96	III	800	486.17	IV	25	998.432	I	600	2323.50	III
320 c	6354.55	I	800	534.73	IV	75	1002.346	I	500	2336.45	III
510	6456.33	III	700	535.67	IV	500	1005.28	III	600	2340.64	III
8300	6495.53	II	600	536.15	IV	600	1008.78	III	600	2359.67	III
10000 w	6536.44	II	900	537.61	IV	150	1013.664	I	600	2370.37	III
490	6586.51	I	500	538.03	V	700	1015.02	III	700	2416.42	III
97	6628.66	I	600	538.12	IV	90	1025.553	I	600	2447.14	III
8800	6646.57	II	800	542.23	V	6000	1063.831	II	600	2448.58	III
3300 c	6723.28	I	600	542.30	V	3000	1067.945	II	500	2486.91	III
9600	6724.47	II	1000	545.11	V	9000	1071.036	II	500	2532.48	III
400	6753.12	III	600	546.33	V	6000	1071.767	II	600	2580.67	III
200	6824.65	I	1000	547.63	V	5000	1075.230	II	500	2603.59	III
300	6870.45	I	500	549.22	IV	5000	1079.080	II	500	2632.67	III
37000	6955.50	II	700	552.02	IV	200	1084.667	I	500	2633.18	III
4800	6973.30	I	600	553.30	IV	200	1085.171	I	600	2665.54	III
16000	6979.67	II	700	554.62	IV	250	1085.304	I	700	2710.37	III
980	6983.49	I	600	556.23	III	400	1088.06	I	500	2724.03	IV
13000 w	7149.54	II	700	556.61	III	350	1090.271	I	500	2751.23	IV
1900 c	7219.60	III	700	557.12	III	250	1090.982	I	700	2782.47	IV
790	7228.53	I	350	559.305	II	250	1092.437	I	600	2965.56	III
130	7279.90	I	700	561.53	III	400	1094.769	I	500	3063.13	IV
1100	7279.96	I	700	561.68	III	350	1095.148	I	600	3076.68	IV
2600 c	7608.90	I	700	561.74	III	350	1095.662	I	600	3104.46	III
3300	7943.88	I	400	571.904	II	400	1095.797	I	800	3139.34	III
22000	7997.44	II	800	574.406	II	250	1096.810	I	900	3191.45	III
3500	8015.73	I	500	601.50	IV	300	1097.369	I	700	3289.80	III
510	8078.94	I	500	604.59	IV	200	1098.068	I	700	3320.57	III
4500	8079.04	I	500	606.35	III	200	1099.523	I	800	3329.06	III
59000 c	8521.13	I	700	618.057	II	500	1107.528	I	900	3340.42	III
15000 c	8761.41	I	600	619.982	II	800	1139.214	II	800	3392.89	III
61000 c	8943.47	I	800	620.298	II	800	1167.148	I	800	3393.45	III
18000	9172.32	I	700	626.735	II	3000	1179.293	I	900	3530.03	III
5200	9208.53	I	800	635.881	II	1200	1188.774	I	800	3560.68	III
19000	10024.36	I	1000	636.626	II	900	1201.353	I	900	3602.10	III
4800	10123.41	I	1000	650.894	II	3000	1335.726	I	800	3612.85	III
26000	10123.60	I	1000	659.811	II	10000	1347.240	I	700	3622.69	III
2900	13424.31	I	1300	661.841	II	5000	1351.657	I	700	3656.95	III
38000 c	13588.29	I	2000	663.074	II	12000	1363.447	I	700	3670.28	III
8400	13602.56	I	1500	682.053	II	2500	1373.116	I	700	3682.05	III
5700	13758.81	I	1500	687.656	II	20000	1379.528	I	600	3705.45	III
55000 c	14694.91	I	1500	693.594	II	25000	1389.693	I	600	3707.34	III
820	16535.63	I	2000	725.271	II	20000	1389.957	I	800	3720.45	III

Atomic	Intensity Wavelength/Å			Intensity Wavelength/Å			Intensity Wavelength/Å			Intensity Wavelength/Å		
	Intensity	Wavelength/Å		Intensity	Wavelength/Å		Intensity	Wavelength/Å		Intensity	Wavelength/Å	
	800	3748.81	III	2300	7899.31	I	310	13296.0	I	130	2383.33	I
	500	3779.35	III	1800	7915.08	I	550	13346.8	I	140	2408.62	I
	10000	3850.99	II	3000	7924.645	I	525	13821.7	I	170	2496.31	I
	25000	3860.83	II	2100	7933.89	I	294	14931.7	I	110	2502.53	I
	500	3925.87	III	1700	7935.012	I	269	15108.0	I	190	2504.31	I
	700	3991.50	III	650	7952.52	I	381	15465.1	I	110	2516.92	I
	600	4018.50	III	1500	7974.72	I	1094	15520.3	I	390	2519.52	I
	600	4059.07	III	1300	7976.97	I	1487	15730.1	I	190	2527.12	I
	500	4104.23	III	600	7980.60	I	2780	15869.7	I	160	2549.54	I
	500	4106.83	III	2900	7997.85	I	277	15883.3	I	130	2560.69	I
	10000 h	4132.50	II	2200	8015.61	I	342	15928.9	I	150	2571.74	I
	500	4608.21	III	1100	8023.33	I	735	15960.0	I	100	2577.65	I
	40	4623.938	I	400	8051.07	I	283	15970.5	I	380	2591.85	I
	50	4654.040	I	1700	8084.51	I	259	16198.5	I	250	2653.59	II
	80	4661.208	I	2200	8085.56	I	717	19755.3	I	250	2658.59	II
	45	4691.523	I	3000	8086.67	I	100	24470.0	I	320	2663.42	II
	40	4721.255	I	1300	8087.73	I		39716.0	I	440	2666.02	II
	45	4740.729	I	2500	8194.42	I		40085.5	I	280	2668.71	II
	13000	4781.32	II	2200	8199.13	I		40089.5	I	350	2671.81	II
	99000	4794.55	II	2200	8200.21	I		40532.2	I	280	2672.83	II
	29000	4810.06	II	800	8203.78	I	<i>Chromium Cr Z = 24</i>			1800	2677.16	II
	16000	4819.47	II	18000	8212.04	I	100	438.62	V	320	2678.79	II
	81000	4896.77	II	3000	8220.45	I	100	464.02	V	230	2687.09	II
	47000	4904.78	II	20000	8221.74	I	100	620.66	IV	280	2691.04	II
	26000	4917.73	II	18000	8333.31	I	100	629.26	IV	180	2698.41	II
	10000	4995.48	II	99900	8375.94	I	80	630.30	IV	180	2698.69	II
	26000	5078.26	II	400	8406.199	I	100	666.55	IV	110	2701.99	I
	30	5099.789	I	15000	8428.25	I	100	693.92	IV	140	2712.31	II
	56000	5217.94	II	2200	8467.34	I	60	1030.47	III	170	2722.75	II
	23000	5221.36	II	2200	8550.44	I	100	1033.69	III	420 h	2726.51	I
	15000	5392.12	II	20000	8575.24	I	100	1036.03	III	280 h	2731.91	I
	99000	5423.23	II	750	8578.02	I	80	1055.89	IV	170 h	2736.47	I
	10000	5423.51	II	75000	8585.97	I	80	1068.41	III	250	2743.64	II
	19000	5443.37	II	450	8628.54	I	100	1116.48	V	110 h	2748.29	I
	10000	5444.21	II	300	8641.71	I	150	1121.07	V	330	2748.98	II
	40	5532.162	I	3500	8686.26	I	150	1127.63	V	390	2750.73	II
	50 d	5796.305	I	2200	8912.92	I	100	1263.50	V	280	2751.87	II
	45	5799.914	I	3000	8948.06	I	100	1417.42	IV	110 h	2752.88	I
	30	5856.742	I	2000	9038.982	I	150	1465.86	V	150	2757.10	I
	50	6019.812	I	2500	9045.43	I	150	1497.97	V	350	2757.72	II
	200	6140.245	I	1000	9069.656	I	170	1519.03	V	750	2762.59	II
	160	6194.757	I	2000	9073.17	I	220	1579.70	V	750	2766.54	II
	150	6434.833	I	7500	9121.15	I	170	1591.72	V	250 h	2769.92	I
	300	6932.903	I	3000	9191.731	I	150	1603.19	V	610	2780.70	I
	300	6981.886	I	500	9197.596	I	120	1672.66	IV	180	2822.37	II
	600	7086.814	I	4000	9288.86	I	120	1758.51	IV	180	2830.47	II
	7500	7256.62	I	1500	9393.862	I	140	1802.72	IV	2500	2835.63	II
	5000	7414.11	I	3500	9452.10	I	130	1812.41	IV	110	2840.02	II
	550	7462.370	I	500	9486.964	I	200	1837.44	V	1700	2843.25	II
	550	7489.47	I	1000	9584.801	I	140	1873.89	IV	1200	2849.84	II
	700	7492.118	I	3500	9592.22	I	140	1967.18	IV	120	2851.36	II
	11000	7547.072	I	250	9632.509	I	120	1972.07	IV	880	2855.68	II
	2300	7672.42	I	1000	9702.439	I	19000	2055.52	II	610	2858.91	II
	450	7702.828	I	250	9744.426	I	14000	2061.49	II	440	2860.93	II
	7000	7717.581	I	200	9807.057	I	8900	2065.42	II	790	2862.57	II
	10000	7744.97	I	400	9875.970	I	200	2226.72	III	750	2865.11	II
	2200	7769.16	I	331	10392.549	I	200	2235.91	III	610	2866.74	II
	650	7771.09	I	300	11123.05	I	150	2237.59	III	480	2867.65	II
	2200	7821.36	I	269	11409.69	I	150	2244.10	III	210	2870.44	II
	1700	7830.75	I	1000	11436.33	I	150	2284.44	III	110	2871.63	I
	3000	7878.22	I	350	13243.8	I	150	2324.88	III	160	2873.48	II

Intensity	Wavelength/Å		Intensity	Wavelength/Å		Intensity	Wavelength/Å		Intensity	Wavelength/Å	
320	2875.99	II	220	3197.08	II	110	3807.93	I	110	4374.16	I
230	2876.24	II	170	3209.18	II	180	3815.43	I	530	4384.98	I
180	2877.98	II	140	3217.40	II	180	3819.56	I	110	4458.54	I
120	2879.27	I	120	3245.54	I	130	3826.42	I	660	4496.86	I
170	2887.00	I	130	3251.84	I	130	3830.03	I	380	4526.47	I
700	2889.29	I	130	3257.82	I	380	3841.28	I	380	4530.74	I
370	2893.25	I	130	3339.80	II	190	3848.98	I	240	4535.72	I
190	2894.17	I	110	3342.59	II	140	3849.36	I	240	4540.50	I
210	2896.75	I	170	3358.50	II	290	3850.04	I	240	4540.72	I
180	2905.49	I	160	3360.30	II	140	3852.22	I	140	4544.62	I
260	2909.05	I	430	3368.05	II	190	3854.22	I	600	4545.96	I
260	2910.90	I	140	3382.68	II	110	3855.29	I	120	4565.51	I
250	2911.14	I	170	3403.32	II	140	3855.57	I	120	4571.68	I
480	2967.64	I	360	3408.76	II	260	3857.63	I	360	4580.06	I
480	2971.11	I	210	3421.21	II	660	3883.29	I	360	4591.39	I
210	2971.91	II	270	3422.74	II	570	3885.22	I	480	4600.75	I
480	2975.48	I	140	3433.31	II	380	3886.79	I	240	4613.37	I
190	2979.74	II	270	3433.60	I	260	3894.04	I	600	4616.14	I
350	2980.79	I	160	3436.19	I	360	3902.92	I	550	4626.19	I
110	2985.32	II	140	3441.44	I	960	3908.76	I	1600	4646.17	I
480	2985.85	I	170	3445.62	I	120 hd	3911.82	I	570	4651.28	I
1500	2986.00	I	170	3447.43	I	120	3915.84	I	840	4652.16	I
2100	2986.47	I	190	3453.33	I	190	3916.24	I	240 d	4698.46	I
660	2988.65	I	130	3455.60	I	1900	3919.16	I	190	4708.04	I
160	2989.19	II	100	3460.43	I	600	3921.02	I	240	4718.43	I
480	2991.89	I	120	3550.64	I	600	3928.64	I	120	4730.71	I
230	2994.07	I	130	3566.16	I	410	3941.49	I	140	4737.35	I
300	2995.10	I	130	3573.64	I	1900	3963.69	I	340	4756.11	I
700	2996.58	I	330 h	3574.80	I	120	3969.06	I	190	4789.32	I
210	2998.79	I	19000	3578.69	I	1600	3969.75	I	120	4801.03	I
1100	3000.89	I	160 h	3584.33	I	1600	3976.66	I	110	4829.38	I
750	3005.06	I	130	3585.30	II	960	3983.91	I	140	4870.80	I
140	3013.03	I	17000	3593.49	I	190	3984.34	I	130	4887.01	I
710	3013.71	I	350	3601.67	I	160	3989.99	I	260	4922.27	I
710	3014.76	I	13000	3605.33	I	960	3991.12	I	110	4936.33	I
1400	3014.92	I	130	3632.84	I	160	3991.67	I	70	4942.50	I
710	3015.19	I	350	3636.59	I	190	3992.84	I	110	4954.81	I
2800	3017.57	I	630	3639.80	I	160	4001.44	I	60	5013.32	I
430	3018.50	I	220	3641.83	I	120	4012.47	II	70	5166.23	I
240	3018.82	I	220	3649.00	I	120	4026.17	I	70	5184.59	I
430	3020.67	I	170	3653.91	I	190	4039.10	I	70	5192.00	I
2800	3021.56	I	220	3656.26	I	160	4048.78	I	85	5196.44	I
1100	3024.35	I	130	3663.21	I	120	4058.77	I	5300	5204.52	I
170	3029.16	I	120	3685.55	I	140	4126.52	I	8400	5206.04	I
710	3030.24	I	130	3686.80	I	120	4153.82	I	11000	5208.44	I
140	3031.35	I	130	3687.25	I	140	4163.62	I	85	5224.94	I
390	3034.19	I	130	3730.81	I	170	4174.80	I	290	5247.56	I
550	3037.04	I	150	3732.03	I	170	4179.26	I	530	5264.15	I
550	3040.85	I	480	3743.58	I	110	4209.37	I	180	5265.72	I
110	3050.14	II	570	3743.88	I	20000	4254.35	I	95 h	5275.17	I
710	3053.88	I	340	3749.00	I	110	4263.14	I	70 h	5276.03	I
240	3118.65	II	230	3757.66	I	16000	4274.80	I	340	5296.69	I
430	3120.37	II	260	3768.24	I	10000	4289.72	I	70 h	5297.36	I
470	3124.94	II	130	3791.38	I	780	4337.57	I	660	5298.27	I
120	3128.70	II	130	3792.14	I	1100	4339.45	I	85	5300.75	I
590	3132.06	II	120	3793.29	I	380	4339.72	I	340 h	5328.34	I
140	3136.68	II	130	3793.88	I	1900	4344.51	I	70 h	5329.17	I
140	3147.23	II	140	3797.13	I	380	4351.05	I	780	5345.81	I
100	3155.15	I	200	3797.72	I	2300	4351.77	I	380	5348.32	I
100	3163.76	I	530	3804.80	I	570	4359.63	I	40	5400.61	I
240	3180.70	II	110	3806.83	I	530	4371.28	I	1400	5409.79	I

Intensity	Wavelength/Å		Intensity	Wavelength/Å		Intensity	Wavelength/Å		Intensity	Wavelength/Å	
24	5628.64	I	1800	1955.17	I	200	2347.39	II	800	2580.32	II
7	5642.36	I	1500	1958.55	I	1600	2352.85	I	300 d	2582.22	II
24	5664.04	I	1500	1961.59	I	200 d	2353.41	II	500	2587.22	II
24	5694.73	I	1500 h	1968.69	I	2000	2353.42	I	500	2587.52	II
40	5698.33	I	1500 h	1968.93	I	500	2363.80	II	200	2588.91	II
24	5702.31	I	3000	1970.71	I	400	2378.62	II	100 p	2605.71	II
24	5712.78	I	1800 h	1971.16	I	1400	2380.48	I	100	2612.50	II
24 h	5783.11	I	1800 h	1972.52	I	200	2381.76	II	100	2614.36	II
30 h	5783.93	I	1500	1973.85	I	300 p	2383.45	II	100 p	2628.77	II
24 h	5785.00	I	1800	1976.97	I	1400	2384.86	I	100	2632.26	II
19 h	5785.82	I	2400 h	1980.89	I	200	2386.36	II	100	2636.07	II
60 h	5787.99	I	1500	1989.80	I	500	2388.92	II	310	2646.42	I
180 h	5791.00	I	1800	1990.34	I	200	2397.38	II	770	2648.64	I
35	6330.10	I	1500 l	1998.49	I	1100 d	2402.06	I	100	2653.72	II
22	6362.87	I	1500	2002.32	I	200 p	2404.16	II	100	2663.53	II
19	6661.08	I	900	2008.04	I	5300	2407.25	I	200	2666.73	II
21 h	6883.03	I	50	2011.51	II	5300	2411.62	I	100	2675.85	II
27 h	6924.13	I	1200 h	2014.58	I	1600	2412.76	I	100	2684.42	II
30 h	6978.48	I	900	2016.17	I	4800	2414.46	I	100	2702.02	II
85	7355.90	I	50	2022.35	II	4800	2415.30	I	200	2706.62	II
130	7400.21	I	50	2027.04	II	300	2417.65	II	200	2707.35	II
150	7462.31	I	900	2031.96	I	4100	2424.93	I	190	2715.99	I
40	8947.15	I	1500	2039.95	I	3300	2432.21	I	100	2727.78	II
19	8976.83	I	1200	2041.11	I	2900	2436.66	I	80	2734.54	II
<i>Cobalt Co Z = 27</i>			50	2065.54	II	2400	2439.05	I	190	2745.10	I
20	355.52	V	1500 h	2077.76	I	200	2442.63	II	100	2753.22	II
18	355.88	V	900	2085.67	I	200 d	2446.03	II	190	2764.19	I
12	356.06	V	900	2087.55	I	200 p	2447.69	II	100	2766.70	II
66	609.16	IV	900	2089.35	I	200	2450.00	II	100	2774.97	II
70	609.21	IV	900	2093.40	I	200	2464.20	II	100	2791.00	II
64	609.28	IV	900	2094.86	I	200	2486.44	II	100	2793.73	II
10	1018.36	V	900	2095.77	I	200	2498.82	II	150	2815.56	I
10	1021.14	V	1200	2097.51	I	570	2504.52	I	80	2835.63	II
15	1231.73	V	1500	2104.73	I	500	2506.46	II	80	2847.35	II
50	1277.01	V	1500	2106.80	I	360	2506.88	I	80	2871.22	II
80	1299.58	II	900	2108.98	I	200	2511.16	II	190	2886.44	I
80	1306.95	II	900 s	2117.68	I	860	2517.87	I	100	2918.38	II
50	1345.67	V	900	2137.78	I	500	2519.82	II	100	2930.24	II
1000	1696.01	III	900	2138.97	I	4300	2521.36	I	100	2954.73	II
800	1697.99	III	900	2163.03	I	200 h	2524.65	II	690	2987.16	I
1000	1707.35	III	1100	2174.60	I	300	2524.97	II	690	2989.59	I
5000	1760.35	III	200	2193.60	II	500	2528.62	II	60	3022.59	II
5000	1773.57	III	200	2256.73	II	2900	2528.97	I	3100	3044.00	I
2000	1780.05	III	150	2260.00	II	200 p	2530.09	II	1700	3061.82	I
3000	1782.97	III	200	2283.52	II	720	2530.13	I	80	3387.70	II
1000	1787.08	III	1000	2286.15	II	860	2532.18	I	1100	3388.17	I
1000	1789.07	III	200	2291.98	II	200 d	2533.82	II	2200	3395.38	I
1000	1823.08	III	300 d	2293.38	II	2900	2535.96	I	11000	3405.12	I
2000	1830.09	III	300	2301.40	II	860	2536.49	I	4500	3409.18	I
2000	1831.44	III	800 d	2307.85	II	300	2541.94	II	6700	3412.34	I
5000	1835.00	III	2600	2309.02	I	1700	2544.25	I	2200	3412.63	I
1500	1842.34	I	500	2311.60	II	200	2546.74	II	2700	3417.16	I
1800	1847.89	I	500	2314.05	II	340	2548.34	I	50	3423.84	II
1800	1852.71	I	300	2314.96	II	310	2553.37	I	2500	3431.58	I
2400	1855.05	I	200 p	2317.06	II	310	2555.07	I	4500	3433.04	I
2000	1863.83	III	2400	2323.14	I	300	2559.41	II	1600	3442.93	I
1500	1878.28	I	300 p	2324.31	II	200	2560.03	II	8800	3443.64	I
1800	1936.58	I	200 d	2326.11	II	960	2562.15	I	50	3446.39	II
1500	1946.79	I	500	2326.47	II	500	2564.04	II	4100	3449.17	I
1500	1951.90	I	1400	2335.99	I	1100	2567.35	I	2100	3449.44	I
1800	1954.22	I	1600	2338.67	I	960	2574.35	I	21000	3453.50	I

Intensity	Wavelength/Å		Intensity	Wavelength/Å		Intensity	Wavelength/Å		Intensity	Wavelength/Å	
1000	3455.23	I	90	4549.66	I	200	974.759	II	250	1418.426	II
5100	3462.80	I	140	4565.59	I	250	977.567	II	250	1421.759	II
5100	3465.80	I	190	4581.60	I	100	987.657	II	200	1427.829	II
8000	3474.02	I	120	4629.38	I	250	992.953	II	400	1430.243	II
1900	3483.41	I	85	4663.41	I	300	1004.055	II	250	1434.904	II
4800	3489.40	I	110	4792.86	I	300	1008.569	II	150	1436.236	II
2400	3495.69	I	100	4840.27	I	300	1008.728	II	150	1442.139	II
50	3501.72	II	150	4867.88	I	300	1010.269	II	200	1445.984	II
9600	3502.28	I	80 h	4964.18	II	250	1012.597	II	200	1449.058	II
7000	3506.32	I	50	5212.71	I	500	1018.707	II	250	1450.304	II
50	3507.77	II	50	5230.22	I	500	1027.831	II	200	1452.294	II
2900	3509.84	I	50	5247.93	I	250	1028.328	II	300	1458.002	II
1400	3510.43	I	50	5342.71	I	200	1030.263	II	250	1459.412	II
4800	3512.64	I	50	5352.05	I	600	1036.470	II	200	1463.752	II
3800	3513.48	I	<i>Copper Cu Z = 29</i>			600	1039.348	II	400	1463.838	II
4800	3518.35	I	80	685.141	II	600	1039.582	II	200	1466.070	II
1300	3520.08	I	100	709.313	II	800	1044.519	II	400	1470.697	II
2700	3521.57	I	100	718.179	II	800	1044.744	II	200	1472.395	II
3800	3523.43	I	150	724.489	II	500	1049.755	II	250	1473.978	II
60	3523.51	II	200	735.520	II	600	1054.690	II	200	1474.935	II
6400	3526.85	I	250	736.032	II	400	1055.797	II	150	1476.059	II
2700	3529.03	I	80	779.295	II	600	1056.955	II	300 r	1481.23	III
7300	3529.81	I	100	797.455	II	400	1058.799	II	200	1481.544	II
1900	3533.36	I	150	810.998	II	600	1059.096	II	200	1485.328	II
50	3545.03	II	200	813.883	II	600	1060.634	II	750	1488.831	II
1100	3560.89	I	300	826.996	II	600	1063.005	II	300	1492.834	II
80	3561.07	II	150	848.808	II	200	1065.782	II	250	1493.366	II
8800	3569.38	I	250	851.303	II	200	1066.134	II	250	1495.430	II
50	3574.95	II	250	858.487	II	500	1069.195	II	350	1496.687	II
1600	3574.96	I	400	861.994	II	300	1073.745	II	150	1503.368	II
60	3575.32	II	400	865.390	II	200	1088.395	II	250	1504.757	II
2500	3575.36	I	250	869.336	II	300	1094.402	II	200	1505.388	II
60	3577.96	II	150	873.263	II	250	1097.053	II	300	1508.632	II
1000	3585.16	I	200	876.723	II	150	1119.947	II	350	1510.506	II
6700	3587.19	I	250	877.012	II	200	1142.640	II	200	1512.465	II
1900	3594.87	I	200	877.555	II	300	1144.856	II	200	1513.366	II
1600	3602.08	I	500	878.699	II	100	1250.048	II	500	1514.492	II
100	3621.21	II	100	884.133	II	150	1265.506	II	200	1517.631	II
1000	3627.81	I	250	885.847	II	300	1275.572	II	500	1519.492	II
80	3643.61	II	600	886.943	II	150	1282.455	II	600	1519.837	II
60	3681.35	II	600	890.567	II	150	1287.468	II	200	1520.540	II
1100	3745.50	I	500	892.414	II	150	1298.395	II	200	1524.860	II
1400	3842.05	I	800	893.678	II	300	1308.297	II	150	1525.764	II
6900	3845.47	I	400	894.227	II	300	1314.337	II	500	1531.856	II
5500	3873.12	I	600	896.759	II	100	1320.686	II	300	1532.131	II
2800	3873.96	I	400	896.976	II	100	1326.395	II	250	1533.986	II
7900	3894.08	I	600	901.073	II	150	1350.594	II	250	1535.002	II
1500	3935.97	I	400	906.113	II	250	1351.837	II	500	1537.559	II
80 h	3963.10	II	800	914.213	II	150	1355.305	II	200	1540.239	II
6000	3995.31	I	600	922.019	II	300	1358.773	II	300	1540.389	II
970	3997.91	I	500	924.239	II	200	1359.009	II	300	1540.588	II
350	4020.90	I	400	935.232	II	200	1362.600	II	750	1541.703	II
370	4045.39	I	600	935.898	II	250	1367.951	II	400	1544.677	II
350	4066.37	I	600	943.335	II	200	1371.840	II	100	1547.958	II
830	4092.39	I	600	945.525	II	300 r	1376.79	III	300	1550.653	II
550	4110.54	I	500	945.965	II	200 r	1377.49	III	300	1551.389	II
2800	4118.77	I	200	954.383	II	100	1393.128	II	500	1552.646	II
4400	4121.32	I	250	956.290	II	100	1398.642	II	250	1553.896	II
90	4190.71	I	400	958.154	II	150	1402.777	II	400	1555.134	II
90	4469.56	I	200	960.414	II	150	1407.169	II	500	1555.703	II
690	4530.96	I	250	968.042	II	100	1414.898	II	300	1558.345	II

Atomic	Intensity	Wavelength/Å		Intensity	Wavelength/Å		Intensity	Wavelength/Å		Intensity	Wavelength/Å	
	400	1565.924	II	900	2135.981	II	800	2769.669	II	500	4043.751	II
	400	1566.415	II	400	2148.984	II	200	2791.795	II	2000	4062.64	I
	100	1569.416	II	150	2161.320	II	170	2799.528	II	120	4068.106	II
	300	1579.492	II	1300 r	2165.09	I	100	2810.804	II	500	4131.363	II
	300	1580.626	II	250	2174.982	II	1250 r	2824.37	I	200	4143.017	II
	400	1581.995	II	1600 r	2178.94	I	350	2837.368	II	300	4153.623	II
	500	1583.682	II	700	2179.410	II	100	2857.748	II	500	4161.140	II
	400	1590.165	II	1700 r	2181.72	I	600	2877.100	II	370	4164.284	II
	600	1593.556	II	700	2189.630	II	270	2884.196	II	400	4171.851	II
	500 r	1593.75	III	900	2192.268	II	2500 r	2961.16	I	500	4179.512	II
	400	1598.402	II	400	2195.683	II	100	2986.335	II	500	4211.866	II
	400	1602.388	II	1700 r	2199.58	I	2000	2997.36	I	320	4230.449	II
	200	1604.848	II	1300 r	2199.75	I	2000	3010.84	I	200	4255.635	II
	300	1605.281	II	100	2200.509	II	2500	3036.10	I	950	4275.11	I
	400	1606.834	II	200	2209.806	II	2500	3063.41	I	300	4279.962	II
	250	1608.639	II	750	2210.268	II	1400	3073.80	I	500	4292.470	II
	150	1610.296	II	1600 r	2214.58	I	1500	3093.99	I	400	4365.370	II
	200	1617.915	II	250	2215.106	II	1250	3099.93	I	100	4444.831	II
	600	1621.426	II	1000 r	2215.65	I	2000	3108.60	I	400	4506.002	II
	400	1622.428	II	750	2218.108	II	1400 h	3126.11	I	150	4516.049	II
	250	1630.268	II	2100 r	2225.70	I	1500	3194.10	I	150	4541.032	II
	100	1636.605	II	150	2226.780	II	1400	3208.23	I	500	4555.920	II
	1000 r	1642.21	III	1600 r	2227.78	I	1500 h	3243.16	I	100	4596.906	II
	250	1649.458	II	350	2228.868	II	10000 r	3247.54	I	120	4649.271	II
	30 r	1655.32	I	2500 r	2230.08	I	10000 r	3273.96	I	2000	4651.12	I
	200	1656.322	II	1100 r	2238.45	I	1400 h	3282.72	I	120	4661.363	II
	200	1660.001	II	900	2242.618	II	400	3290.418	II	320	4671.702	II
	300	1663.002	II	2300 r	2244.26	I	1500 h	3290.54	I	300	4673.577	II
	100	1672.776	II	1000	2247.002	II	110	3300.881	II	450	4681.994	II
	30	1688.09	I	1300 r	2260.53	I	250	3301.229	II	100	4758.433	II
	30	1691.08	I	2200 r	2263.08	I	2500 h	3307.95	I	400	4812.948	II
	30 r	1703.84	I	150	2263.786	II	200	3316.276	II	120	4851.262	II
	50 r	1713.36	I	200	2276.258	II	1500	3337.84	I	300	4854.988	II
	150	1717.721	II	100	2286.645	II	150	3338.648	II	100	4873.304	II
	50 r	1725.66	I	2500 r	2293.84	I	200	3365.648	II	150	4901.427	II
	100	1736.551	II	170	2294.368	II	450	3370.454	II	1000	4909.734	II
	50 r	1741.57	I	1000	2303.12	I	300	3374.952	II	500	4918.376	II
	150	1753.281	II	150	2369.890	II	200	3380.712	II	200	4926.424	II
	200 r	1774.82	I	2500 r	2392.63	I	100	3384.945	II	900	4931.698	II
	100 r	1825.35	I	120	2403.337	II	1250 h	3483.76	I	120	4943.026	II
	250	1929.751	II	1500	2406.66	I	1250	3524.23	I	700	4953.724	II
	250	1944.597	II	1000 r	2441.64	I	2000	3530.38	I	500	4985.506	II
	100	1946.493	II	100	2485.792	II	1400	3599.13	I	400	5006.801	II
	200	1957.518	II	2000 r	2492.15	I	1400	3602.03	I	350	5009.851	II
	150	1970.495	II	150	2506.273	II	1000	3686.555	II	400	5012.620	II
	150	1977.027	II	120	2526.593	II	150	3786.270	II	350	5021.279	II
	500	1979.956	II	300	2544.805	II	170	3797.849	II	200	5039.016	II
	300	1989.855	II	100	2571.756	II	100	3818.879	II	300	5047.348	II
	250	1999.698	II	150	2590.529	II	140	3826.921	II	900	5051.793	II
	270	2035.854	II	200	2600.270	II	160	3864.137	II	400	5058.910	II
	250	2037.127	II	2500 r	2618.37	I	280	3884.131	II	500	5065.459	II
	350	2043.802	II	200	2666.291	II	150	3892.924	II	450	5067.094	II
	300	2054.980	II	750	2689.300	II	170	3903.177	II	350	5072.302	II
	100	2078.663	II	700	2700.962	II	140	3920.654	II	450	5088.277	II
	110	2098.398	II	650	2703.184	II	120	3933.268	II	420	5093.816	II
	320	2104.797	II	700	2713.508	II	120	3987.024	II	350	5100.067	II
	300	2112.100	II	650	2718.778	II	150	3993.302	II	1500	5105.54	I
	320	2117.310	II	300	2721.677	II	140	4003.476	II	250	5124.476	II
	350	2122.980	II	120	2737.342	II	1250	4022.63	I	2000	5153.24	I
	350	2126.044	II	270	2745.271	II	100	4032.647	II	100	5158.093	II
	420	2134.341	II	2500 r	2766.37	I	600	4043.484	II	100	5183.367	II

Intensity	Wavelength/Å		Intensity	Wavelength/Å		Intensity	Wavelength/Å		Intensity	Wavelength/Å	
2500	5218.20	I	270	6879.404	II	1200	3156.52	II	830	3577.98	II
100	5269.991	II	220	6937.553	II	670	3162.83	II	440	3580.04	II
100	5276.525	II	150	6952.871	II	1000	3169.99	II	3300	3585.06	II
1650	5292.52	I	150	6977.572	II	470	3215.19	II	1400	3585.78	II
100	5368.383	II	200	7022.860	II	830	3216.63	II	560	3586.11	II
1500	5700.24	I	300	7194.896	II	490	3235.89	II	1100	3591.41	II
1500	5782.13	I	400	7326.008	II	490	3245.12	II	560	3591.81	II
150	5805.989	II	300	7331.694	II	1200	3251.27	II	560	3592.11	II
100	5833.515	II	250	7382.277	II	890	3280.09	II	1800	3595.04	II
200	5897.971	II	1000	7404.354	II	490	3282.77	II	560	3600.38	II
120	5937.577	II	270	7434.156	II	1100	3308.88	II	1800	3606.12	II
400	5941.196	II	500	7562.015	II	780	3316.32	II	440	3618.51	II
100	5993.260	II	700	7652.333	II	1000	3319.88	II	560	3620.16	II
650	6000.120	II	1000	7664.648	II	780	3341.00	II	470	3624.27	II
100	6023.264	II	150	7681.788	II	510	3353.58	II	1100	3629.42	II
250	6072.218	II	450	7744.097	II	510	3368.11	II	4000	3630.24	II
150	6080.343	II	800	7778.738	II	5300	3385.02	II	440	3632.78	II
150	6099.990	II	750	7805.184	II	610	3388.85	II	1100	3640.25	II
160	6107.412	II	1500	7807.659	II	3800	3393.57	II	11000	3645.40	II
300	6114.493	II	1000	7825.654	II	1300	3396.16	II	1000	3648.78	II
600	6150.384	II	350	7860.577	II	5300	3407.80	II	700	3664.62	II
750	6154.222	II	300	7890.567	II	1300	3413.78	II	990	3672.30	II
500	6172.037	II	700	7902.553	II	530	3414.82	II	420	3672.70	II
550	6186.884	II	1500	7933.13	I	780	3419.63	II	1400	3674.08	II
400	6188.676	II	400	7944.438	II	530	3425.06	II	2200	3676.59	II
300	6198.092	II	400	7972.033	II	1900	3434.37	II	640	3678.51	I
470	6204.261	II	1200	7988.163	II	560	3440.93	II	820	3684.85	I
450	6208.457	II	2000	8092.63	I	1300	3441.45	II	1300	3685.78	I
750	6216.939	II	500	8277.560	II	3800	3445.57	II	4700	3694.81	II
700	6219.844	II	800	8283.160	II	830	3446.99	II	990	3698.21	II
500	6261.848	II	250	8503.396	II	2700	3454.32	II	540	3701.63	II
1000	6273.349	II	750	8511.061	II	1300	3456.56	II	440	3707.57	II
350	6288.696	II	200	8609.134	II	4400	3460.97	II	440	3708.22	II
900	6301.009	II	500	9813.213	II	720	3468.43	II	420	3710.07	II
550	6305.972	II	250	9827.978	II	560	3471.14	II	1600	3724.45	II
400	6312.492	II	200	9830.798	II	560 d	3471.53	II	930	3739.34	I
120	6326.466	II	600	9861.280	II	1300	3477.07	II	1200	3747.82	II
400	6373.268	II	600	9864.137	II	4400	3494.49	II	1400	3753.51	II
750	6377.840	II	200	9883.969	II	560	3496.34	II	1400	3753.75	II
400	6403.384	II	550	9916.419	II	830	3498.71	II	1200	3757.05	I
850	6423.884	II	500	9917.954	II	830	3504.53	II	4700	3757.37	II
200	6442.965	II	550	9925.594	II	830	3505.45	II	640	3767.63	I
750	6448.559	II	450	9938.998	II	1300	3506.81	II	640	3773.05	I
170	6466.246	II	500	9960.354	II	560	3517.26	II	420	3781.47	I
950	6470.168	II	450	10006.588	II	4400	3523.98	II	3300	3786.18	II
750	6481.437	II	550	10022.969	II	22000	3531.70	II	1600	3788.44	II
400	6484.421	II	550	10038.093	II	4400	3534.96	II	700	3791.87	II
220	6517.317	II	650	10054.938	II	5500	3536.02	II	510	3804.14	II
400	6530.083	II	450	10080.354	II	4400	3538.52	II	580	3806.27	II
120	6551.286	II	<i>Dysprosium Dy Z = 66</i>			1700	3542.33	II	470	3812.27	I
200	6577.080	II	260	2356.91	II	1400	3546.83	II	470	3813.67	II
750	6624.292	II	240	2410.01	II	4400	3550.22	II	1400	3816.76	II
800	6641.396	II	260	2439.84	II	2200	3551.62	II	700	3825.68	II
450	6660.962	II	220	2585.30	I	440 h	3558.23	II	2300	3836.50	II
100	6770.362	II	440	2634.80	II	440	3559.30	II	1400	3841.31	II
300	6806.216	II	220	2755.75	II	2200	3563.15	II	420	3846.34	II
400	6809.647	II	300	2816.39	II	560	3563.69	II	420	3847.02	I
320	6823.202	II	390	2913.95	II	780	3573.83	II	1200	3853.03	II
250	6844.157	II	610	3038.28	II	1400	3574.15	II	420	3858.40	I
320	6868.791	II	830	3135.38	II	4400	3576.24	II	560	3868.45	II
270	6872.231	II	500	3141.14	II	1700	3576.87	II	1600	3868.81	I

Intensity	Wavelength/Å		Intensity	Wavelength/Å		Intensity	Wavelength/Å		Intensity	Wavelength/Å	
820	3869.86	II	990	4612.26	I	1000	3070.40	III	3200	3944.42	I
7000	3872.11	II	170	4731.84	II	610	3073.34	II	2700	3973.04	I
1200	3873.99	II	120 h	4775.79	I	720	3082.08	II	3200	3973.58	I
470	3879.11	II	480	4957.34	II	610	3084.02	II	1400	3974.72	II
5800	3898.53	II	70	5022.12	I	770	3122.72	II	810	3977.02	I
540	3914.87	II	160	5042.63	I	1500	3166.25	III	1100	3982.33	I
540	3915.59	II	95	5070.68	I	870	3181.92	II	810	3987.66	I
540 d	3917.29	I	120	5077.67	I	870	3220.73	II	14000	4007.96	I
420	3927.86	I	80	5090.38	II	610	3223.31	II	1100	4012.58	I
540	3930.14	I	80	5110.32	I	2300	3230.58	II	3000	4020.51	I
2100	3931.52	II	130 h	5120.04	I	2700	3264.78	II	1000	4046.96	I
10000	3944.68	II	190	5139.60	II	720	3279.33	II	940	4055.47	II
800	3957.79	II	110	5169.69	II	720	3280.22	II	690	4059.78	II
14000	3968.39	II	80	5185.30	I	2000	3301.23	III	3500	4087.63	I
2700	3978.57	II	290	5192.86	II	2300	3312.42	II	1100	4098.10	I
1400	3981.92	II	95	5197.66	II	770	3323.19	II	6900	4151.11	I
1600	3983.65	II	70	5259.88	I	770	3332.70	II	1000	4190.70	I
800	3984.21	II	130	5260.56	I	1300	3346.04	II	1400	4218.43	I
540	3991.32	II	65	5267.11	I	1400	3364.08	II	690	4286.56	I
1600	3996.69	II	55	5282.07	I	1400 d	3368.02	II	40000	4290.06	III
8000	4000.45	II	160	5301.58	I	7700	3372.71	II	20000	4386.86	III
420	4005.84	I	65	5340.30	I	970	3374.17	II	810	4409.34	I
540	4011.29	II	85	5389.58	II	1700	3385.08	II	1000	4606.61	I
540	4013.82	I	80	5419.13	I	2300	3392.00	II	570	4675.62	II
540	4014.70	II	70	5423.32	I	770	3441.13	II	15000	4735.56	III
420	4027.78	II	95	5451.11	I	970	3471.71	II	2000	4783.12	III
520 d	4028.32	II	65	5547.27	I	610	3479.41	II	250	5007.25	I
520	4032.47	II	100	5639.50	I	970	3485.85	II	200	5035.94	I
420	4033.65	II	55 h	5645.99	I	6700	3499.10	II	210	5042.05	II
420	4036.32	II	80	5652.01	I	610	3502.78	I	120	5124.56	I
12000	4045.97	I	70 h	5718.46	I	610	3524.91	II	130	5127.41	II
1600	4050.56	II	55	5745.53	I	820	3549.84	II	120	5131.53	I
520	4055.14	II	55 h	5868.11	II	1500	3558.02	I	130	5133.83	II
2500	4073.12	II	70	5945.80	I	1000	3559.90	II	170	5164.77	II
7400	4077.96	II	120	5974.49	I	920	3570.75	II	130	5172.78	I
3900	4103.30	II	140	5988.56	I	1000	3580.52	II	160	5188.90	II
860	4103.87	I	140	6088.26	I	610	3590.76	I	150	5206.52	I
1500	4111.34	II	100	6168.43	I	610	3599.50	II	140	5255.93	II
490	4124.63	II	270	6259.09	I	1000	3599.83	II	80	5272.91	I
990	4129.42	II	160	6579.37	I	3100	3616.56	II	90	5348.06	I
1200	4143.10	II	75	6667.86	I	720	3628.04	I	60	5414.63	II
990	4146.06	I	180	6835.42	I	1000	3633.54	II	180	5456.62	I
5700	4167.97	I	80	6852.96	I	1600	3638.68	I	90	5468.32	I
930	4183.72	I	65	6899.32	II	900	3645.94	II	80	5485.97	II
12000	4186.82	I	55	7426.86	II	7900	3692.65	II	80	5593.46	I
2200	4191.64	I	55	7543.73	I	1300	3729.52	II	60	5611.82	I
6800	4194.84	I	80	7662.36	I	900	3742.64	II	70	5622.01	I
800	4198.02	I	100	8201.57	II	900	3747.43	I	80	5626.53	II
680	4201.30	I	45	8791.39	II	1800	3786.84	II	90	5640.36	I
680	4202.24	I	<i>Erbium Er Z = 68</i>			1600	3810.33	I	70	5664.95	I
16000	4211.72	I	600	2277.65	III	4000	3816.78	III	70	5719.55	I
1800	4213.18	I	290	2586.73	II	3600	3830.48	II	100	5739.19	I
3700	4215.16	I	490	2670.26	II	680	3855.90	I	290	5762.80	I
4400	4218.09	I	500	2739.27	III	7500	3862.85	I	70	5784.66	I
4400	4221.11	I	610	2755.63	II	1500	3880.61	II	70	5800.79	I
2700	4225.16	I	1000	2904.47	II	1200	3882.89	II	430	5826.79	I
1000	4308.63	II	1500	2910.36	II	4200	3892.68	I	100	5850.07	I
540	4409.38	II	1500	2964.52	II	5200	3896.23	II	120	5855.31	I
740	4449.70	II	1200	3002.41	II	11000	3906.31	II	140	5872.35	I
420	4577.78	I	1000	3055.10	III	3200	3937.01	I	120	5881.14	I
2100	4589.36	I				2100	3938.63	II	8000	5903.30	III

Intensity	Wavelength/Å		Intensity	Wavelength/Å		Intensity	Wavelength/Å		Intensity	Wavelength/Å	
70	6022.56	I	140	2893.03	I	9800	4627.22	I	230	6303.41	II
70	6061.25	I	360	2893.83	I	8300	4661.88	I	120 cw	6350.04	I
60	6076.45	II	3200	2906.68	II	110	4867.62	I	120 cw	6400.93	I
360	6221.02	I	160	2908.99	I	150	4907.18	I	180	6410.04	I
55	6262.56	I	850	2925.04	II	180	4911.40	I	140	6411.32	I
60	6268.87	I	200 cw	2952.68	II	180	5013.17	I	830	6437.64	II
130	6308.77	I	260	2960.21	II	170	5022.91	I	120	6457.96	I
55	6326.13	I	300	2991.33	II	110	5029.54	I	1400	6645.11	II
55	6492.35	I	100 c	3023.93	III	170	5114.37	I	50	6666.35	III
60	6583.48	I	200 c	3026.79	III	170	5129.10	I	140	6802.72	I
70	6601.11	I	320 cw	3054.94	II	210	5133.52	I	360	6864.54	I
70	6759.87	I	120	3058.98	I	270	5160.07	I	120	7040.20	I
35	6790.92	I	220	3077.36	II	210	5166.70	I	330	7077.10	II
70	6848.10	I	120	3097.45	II	200	5199.85	I	570	7194.81	II
55	6865.13	I	320	3106.18	I	110	5200.96	I	570	7217.55	II
55	7459.55	I	950	3111.43	I	120	5206.44	I	540	7301.17	II
120	7469.51	I	120	3130.73	II	750	5215.10	I	720	7370.22	II
35	7680.01	I	50 c	3171.00	III	300	5223.49	I	300	7426.57	II
35	7797.47	I	50 c	3183.78	III	120	5239.24	I	160	7583.91	I
35	7921.85	I	420	3210.57	I	200	5266.40	I	60 cw	7742.57	I
30	7937.84	I	1000	3212.81	I	390	5271.96	I	70	7746.19	I
35	8312.82	I	420	3213.75	I	110	5272.48	I	35	7887.99	I
55	8409.90	I	150	3272.77	II	150	5282.82	I	24 cw	8209.80	I
9	8866.84	II	210	3277.78	II	120	5291.26	I	21 cw	8642.67	I
<i>Europium Eu Z = 63</i>			150	3301.95	II	120	5294.64	I	18	8870.30	I
30	2124.69	III	140	3308.02	II	540	5357.61	I	<i>Fluorine F Z = 9</i>		
200	2350.51	III	140	3313.33	II	120	5361.61	I	50	148.00	V
4000	2375.46	III	950	3334.33	I	110	5376.94	I	50	163.56	V
100 d	2435.14	III	110	3350.40	I	120	5392.94	I	90	165.98	V
1000	2444.38	III	140	3369.06	II	450	5402.77	I	100	166.18	V
4000	2445.99	III	190	3391.99	II	380	5451.51	I	50	186.84	V
2000	2513.76	III	280	3396.58	II	260	5452.94	I	60	190.57	V
200	2522.14	III	150	3425.02	II	120	5488.65	I	70	190.84	V
160	2564.17	II	150	3441.00	II	120	5510.52	I	50	196.39	IV
110	2568.17	II	130	3461.38	II	200	5547.44	I	60	196.45	IV
230	2577.14	II	470 cw	3521.09	II	150	5570.33	I	70	200.09	IV
1000	2638.77	II	150	3542.15	II	200	5577.14	I	80	201.16	IV
380	2641.27	II	180	3552.52	II	120	5580.03	I	90	208.25	IV
640	2668.34	II	150	3603.20	II	210	5645.80	I	90	240.08	IV
110	2673.42	II	6400	3688.42	II	330	5765.20	I	100	251.03	IV
250	2678.29	II	20000 cw	3724.94	II	180	5783.69	I	140	419.65	IV
250	2685.66	II	350	3741.31	II	170	5818.74	II	150	420.05	IV
550	2692.03	II	260	3761.12	II	600 cw	5830.98	I	160	420.73	IV
700	2701.14	II	39000 cw	3819.67	II	330	5966.07	II	100	429.51	III
800	2701.90	II	140	3844.23	II	480 cw	5967.10	I	110	430.15	III
240	2705.28	II	190	3865.57	I	170	5972.75	I	150	430.76	IV
180	2709.99	I	150	3884.75	I	240	5992.83	I	90	464.29	III
700	2716.98	II	28000 cw	3907.10	II	110	6012.56	I	120	465.98	V
4200	2727.78	II	32000 cw	3930.48	II	420	6018.15	I	130	490.57	IV
160	2740.62	II	30000 cw	3971.96	II	170	6029.00	I	160	491.00	IV
120	2744.26	II	180	4011.69	II	420	6049.51	II	50	497.38	IV
480	2781.89	II	150	4017.58	II	140	6057.36	I	60	497.83	IV
1900	2802.84	II	120	4039.19	I	240	6083.84	I	70	498.80	IV
220	2811.75	II	120	4085.38	II	240	6099.35	I	90	506.16	V
3400	2813.94	II	33000 cw	4129.70	II	120	6118.78	I	100	508.08	V
550	2816.18	II	60000 cw	4205.05	II	330	6173.05	II	120	508.39	III
2000	2820.78	II	150	4298.73	I	110	6178.76	I	60	514.08	V
400 cw	2828.72	II	240	4355.09	II	260 cw	6188.13	I	90	525.29	V
260	2859.67	II	14000 cw	4435.56	II	140	6195.07	I	100	526.30	V
280	2862.57	II	3000	4522.57	II	240	6262.25	I	120	567.69	III
200	2892.54	I	11000	4594.03	I	170	6299.77	I	110	567.75	III

Intensity	Wavelength/Å		Intensity	Wavelength/Å		Intensity	Wavelength/Å		Intensity	Wavelength/Å	
140	570.64	IV	110	1839.30	III	270	3847.09	II	8000	6870.22	I
140	571.30	IV	120	1839.97	III	260	3849.99	II	15000	6902.48	I
150	571.39	IV	110	1840.14	III	250	3851.67	II	6000	6909.82	I
160	572.66	IV	100	2027.44	III	5	3898.48	I	4000	6966.35	I
90	605.67	II	120	2030.32	III	8	3930.69	I	45000	7037.47	I
100	606.80	II	120	2217.17	III	5	3934.26	I	30000	7127.89	I
90	630.20	III	50	2298.29	IV	5	3948.56	I	15000	7202.36	I
100	647.77	V	40	2451.58	IV	240	4024.73	II	1000	7309.03	I
110	647.87	V	120	2452.07	III	220	4025.01	II	15000	7311.02	I
130	654.03	V	50	2456.92	IV	230	4025.49	II	700	7314.30	I
120	656.12	III	130	2464.85	III	200	4103.51	II	5000	7331.96	I
130	656.87	III	130	2470.29	III	200	4246.23	II	120	7336.77	III
110	657.23	V	120	2478.73	III	200	4299.17	II	130	7354.94	III
140	657.33	V	150	2484.37	III	140 h	4420.30	III	10000	7398.69	I
140	658.33	III	120	2542.77	III	120 h	4427.35	III	4000	7425.65	I
140	676.12	IV	120	2580.04	III	120 h	4432.32	III	2200	7482.72	I
130	677.15	IV	130	2583.81	III	140 h	4479.99	III	2500	7489.16	I
150	677.22	IV	120	2593.23	III	6	4960.65	I	900	7514.92	I
130	678.99	IV	130	2595.53	III	150	5012.54	III	5000	7552.24	I
160	679.21	IV	140	2599.28	III	160	5110.99	III	5000	7573.38	I
60	757.04	V	130	2625.01	III	15	5230.41	I	7000	7607.17	I
150	806.96	I	140	2629.70	III	12	5279.01	I	18000	7754.70	I
125	809.60	I	120	2656.44	III	18	5540.52	I	15000	7800.21	I
500	951.87	I	130	2755.55	III	12	5552.43	I	300	7879.18	I
1000	954.83	I	160	2759.63	III	10	5577.33	I	500	7898.59	I
750	955.55	I	120	2788.15	III	20	5624.06	I	350	7936.31	I
500	958.52	I	160	2811.45	III	12	5626.93	I	300	7956.32	I
20	972.40	I	40	2820.74	IV	15	5659.15	I	80	8016.01	II
350	973.90	I	50	2826.13	IV	40	5667.53	I	1000	8040.93	I
100	976.22	I	140	2833.99	III	90	5671.67	I	900	8075.52	I
40	976.51	I	150	2835.63	III	18	5689.14	I	350	8077.52	I
100	977.75	I	150	2860.33	III	25	5700.82	I	350	8126.56	I
60	1082.31	V	120	2862.86	III	25	5707.31	I	600	8129.26	I
70	1088.39	V	140	2887.58	III	140	5753.17	III	300	8159.51	I
80	1219.03	III	150	2889.45	III	120	5761.20	III	600	8179.34	I
80	1266.87	III	120	2905.30	III	12	5950.15	I	300	8191.24	I
90	1267.71	III	140	2913.29	III	25	5959.19	I	350	8208.63	I
70	1297.54	III	160	2916.34	III	70	5965.28	I	2500	8214.73	I
70	1359.92	III	140	2932.49	III	50	5994.43	I	3000	8230.77	I
110	1498.93	III	140	2994.28	III	150	6015.83	I	500	8232.19	I
120	1502.01	III	120 h	2997.21	III	80	6038.04	I	1500	8274.62	I
110	1504.18	III	130	2997.53	III	900	6047.54	I	2000	8298.58	I
140	1504.79	III	120	2999.47	III	100	6080.11	I	600	8302.40	I
130	1506.30	III	130	3039.25	III	150	6091.82	III	900	8807.58	I
110	1506.77	III	120	3039.75	III	140	6125.50	III	1000	8900.92	I
100	1553.02	III	160	3042.80	III	800	6149.76	I	300	8912.78	I
110	1557.59	III	150	3049.14	III	400	6210.87	I	350	9025.49	I
100	1563.73	III	140	3113.62	III	130	6233.57	III	400	9042.10	I
100	1565.54	III	160	3115.70	III	13000	6239.65	I	350	9178.68	I
100	1623.40	III	180	3121.54	III	10000	6348.51	I	200	9433.67	I
100	1650.76	III	140	3124.79	III	140	6363.05	III	25	9505.30	I
130	1670.39	III	140	3134.23	III	8000	6413.65	I	12	9662.04	I
140	1677.40	III	140	3146.99	III	450	6569.69	I	25	9734.34	I
100	1716.99	III	180	3174.17	III	300	6580.39	I	15	9822.11	I
120	1770.09	III	170	3174.76	III	400	6650.41	I	12	9902.65	I
150	1770.67	III	120	3214.00	III	1800	6690.48	I	80 h	10047.98	II
110	1772.93	III	200	3501.45	II	400	6708.28	I	15	10285.45	I
140	1773.36	III	200	3501.57	II	7000	6773.98	I	20	10862.31	I
160	1791.65	III	200	3502.96	II	1500	6795.53	I	<i>Francium Fr Z = 87</i>		
110	1803.03	III	6	3594.10	I	9000	6834.26	I	7177.		
170	1805.90	III	12	3668.17	I	50000	6856.03	I			

Intensity	Wavelength/Å		Intensity	Wavelength/Å		Intensity	Wavelength/Å		Intensity	Wavelength/Å	
Gadolinium Gd Z = 64			2000	3684.13	I	700	4694.33	I	50	6752.67	II
1200	1007.24	IV	3100	3687.74	II	410	4743.65	I	26	6786.33	II
1200	1063.84	IV	2000	3697.73	II	470	4767.24	I	100	6828.25	I
1600	1476.98	IV	1300	3699.73	II	300	4784.62	I	100	6916.57	I
1500	1705.03	IV	2700	3712.70	II	320	4821.69	I	50	6985.89	II
1600	1706.01	IV	2000	3713.57	I	280	4934.12	I	75	6991.92	I
2000	1736.24	IV	1400	3716.36	II	750	5015.04	I	60	6996.76	II
1500	1815.32	IV	2000	3717.48	I	75	5039.09	I	45	7006.16	II
2200	1975.24	III	1800 d	3719.45	II	5000	5091.70	III	35	7122.57	I
3400	2018.07	III	1500	3730.84	II	130	5098.38	II	170	7168.37	I
2800	2359.31	III	4500	3743.47	II	910	5103.45	I	28	7189.57	II
1400	2397.87	IV	1400	3758.31	II	180	5108.91	II	28	7262.66	I
2800	2697.39	III	8700	3768.39	II	120	5125.56	II	35	7441.85	I
2800	2703.28	III	1400	3770.69	II	860	5155.84	I	40	7464.36	I
2700	2727.89	III	2900	3783.05	I	190	5176.28	II	55	7562.97	I
9000	2904.73	III	5100	3796.37	II	410	5197.77	I	80	7733.50	I
9500	2955.53	III	3700	3813.97	II	280	5219.40	I	35	7846.35	II
1200	2999.04	II	3300	3850.69	II	130	5233.93	I	35	7856.93	I
2100	3010.13	II	5100	3850.97	II	320	5251.18	I	25	7930.25	II
1900	3027.60	II	4300	3852.45	II	120	5252.14	II	18	8146.15	I
2100	3032.84	II	1600	3866.99	I	140	5255.80	I	21	8668.63	I
1600	3034.05	II	1500	3894.70	II	280	5283.08	I	21 h	8832.06	II
2100	3081.99	II	2200	3916.51	II	280	5301.67	I	14 h	8849.14	I
3500	3100.50	II	1200	3934.79	I	220	5302.76	I	18 h	8867.31	I
930	3145.00	II	1400	3945.54	I	280	5307.30	I	5000	14332.88	III
980	3156.53	II	1200	3957.67	II	130	5321.50	I	Gallium Ga Z = 31		
980	3161.37	II	1100	4023.14	I	280	5321.78	I	14	294.53	IV
4000	3176.66	III	1100	4028.15	I	110	5327.32	I	61	295.67	IV
1400	3331.38	II	1400	4037.33	II	170	5333.30	I	30	298.44	V
1100	3336.18	II	1600	4045.01	I	300	5343.00	I	30	300.01	V
5400	3350.47	II	1300	4049.43	II	200	5348.67	I	30	302.86	V
4300	3358.62	II	2200	4049.86	II	300	5350.38	I	30	304.99	IV
5400	3362.23	II	2600	4053.64	I	240	5353.26	I	41	304.99	IV
1100	3392.53	II	2600	4058.22	I	3000	5365.96	III	30	307.03	V
1100 d	3407.56	II	1900	4063.39	II	150	5370.63	I	30	308.26	V
6900	3422.47	II	1300	4078.44	II	4000	5553.30	III	30	311.79	V
1700	3439.21	II	2800	4078.70	I	3000	5587.88	III	30	313.68	V
2700	3439.99	II	1500	4085.56	II	190	5617.91	I	40	319.41	V
1400	3450.38	II	1100	4092.71	I	110	5632.25	I	40	322.31	V
1100	3451.23	II	2600	4098.61	II	260	5643.24	I	50	322.99	V
2700	3463.98	II	2200	4130.37	II	3000	5658.98	III	30	323.10	V
1700	3467.27	II	1100	4132.28	II	390	5696.22	I	40	324.25	V
1700	3468.99	II	2400	4175.54	I	120	5733.86	II	40	324.95	V
1400	3473.22	II	2400	4184.25	II	240	5791.38	I	40	326.14	V
2200	3481.28	II	2200	4190.78	I	220	5851.63	I	30	326.77	V
1700	3481.80	II	1300	4212.00	II	280	5856.22	I	30	328.65	V
1700	3494.40	II	4800	4225.85	I	110	5904.56	I	25	423.18	IV
1400	3505.51	II	1700	4251.73	II	170	5911.45	II	16	439.92	IV
1100	3512.50	II	1600	4262.09	I	85	5930.29	I	50	620.00	III
4300	3545.80	II	1100	4306.34	I	85	5936.84	I	40	622.01	III
3900	3549.36	II	1800	4313.84	I	65	5937.71	I	90	806.51	III
1400	3557.05	II	2600 d	4325.57	II	110 h	5988.02	I	90	817.30	III
5400	3584.96	II	1900	4327.12	I	430	6114.07	I	50	828.70	III
1100	3592.71	II	1000	4344.30	II	75	6305.15	II	20	878.17	V
1100	3604.87	I	2200	4346.46	I	40	6331.35	I	40	973.21	V
6100	3646.19	II	1400	4401.86	I	40	6380.95	II	40	989.75	V
3900	3654.62	II	1400	4422.41	I	40 h	6538.15	I	90	1014.47	V
3100	3656.15	II	1100	4430.63	I	55	6564.78	I	90	1019.71	V
1400	3662.26	II	1100	4519.66	I	50	6634.36	II	120	1050.48	V
2700	3664.60	II	910	4537.81	I	35	6681.23	II	80	1054.56	V
2000	3671.20	II	520	4614.50	I	85	6730.73	I	90	1058.12	V
									80	1066.69	V

Intensity	Wavelength/Å		Intensity	Wavelength/Å		Intensity	Wavelength/Å		Intensity	Wavelength/Å	
60	1069.60	V	85	1338.09	IV	<i>Germanium Ge Z = 32</i>			100	1742.195	I
80	1073.77	V	77	1347.03	IV	700	294.51	V	50	1746.065	I
90	1078.83	V	76	1351.06	IV	1000	295.64	V	200	1750.043	I
110	1079.60	V	70	1353.92	III	200	304.98	V	100	1758.279	I
60	1080.99	V	74	1364.63	IV	20	621.52	V	100 h	1764.185	I
80	1085.00	III	60	1395.54	IV	50	724.21	V	100 h	1765.284	I
250	1085.01	V	77	1402.55	IV	60	746.88	V	50 h	1766.433	I
80	1087.37	V	70	1405.32	IV	60	760.05	V	200	1774.176	I
90	1091.71	V	73	1465.87	IV	10	862.234	II	200	1785.046	I
100	1094.36	V	90	1495.07	III	15	875.493	II	100 h	1793.071	I
80	1095.10	V	50	1534.46	III	15	905.977	II	75 h	1801.432	I
160	1102.83	V	10	1813.98	II	20	920.554	II	200 h	1841.328	I
140	1103.03	V	15	1845.30	II	300	971.35	V	200 h	1842.410	I
60	1105.61	III	20	2091.34	II	300	990.66	V	100 h	1844.410	I
75	1105.62	V	90	2417.70	III	50	999.101	II	100 h	1845.872	I
70	1106.17	V	90	2423.98	III	300	1004.38	V	100 h	1846.958	I
80	1118.34	V	15	2424.36	III	100	1016.638	II	200	1853.134	I
120	1126.40	V	10	2632.66	I	900	1045.71	V	500 r	1860.086	I
130	1128.10	V	10	2665.05	I	700	1072.66	V	100	1865.052	I
120	1128.53	V	20	2700.47	II	100	1075.072	II	300 r	1874.256	I
100	1129.94	V	15	2780.15	II	300	1085.51	II	100	1895.197	I
130	1136.07	V	50	3521.77	III	40	1088.45	III	500 r	1904.702	I
67	1137.06	IV	80	3581.19	III	800	1089.49	V	50 h	1908.434	I
130	1150.23	V	100	3589.34	III	200	1098.71	II	30	1912.409	I
90	1150.27	III	10	3731.10	III	500	1106.74	II	300 r	1917.592	I
70	1156.10	IV	10	3806.60	III	1000	1116.94	V	100 h	1923.467	I
120	1156.51	V	10	4032.99	I	500	1120.46	II	500 r	1929.826	I
35	1157.74	V	10	4172.04	I	700	1163.39	V	10 h	1934.048	I
70	1163.60	IV	15	4251.16	II	200	1164.27	II	100 r	1937.483	I
25	1169.40	V	10 h	4254.04	II	500	1181.19	II	500	1938.008	II
75	1170.58	IV	10	4255.77	II	500	1181.65	II	100 r	1938.300	I
48	1171.71	IV	40	4262.00	II	200	1188.73	II	500	1938.891	II
40	1178.95	V	100	4380.69	III	20	1188.99	IV	30 s	1944.116	I
68	1185.23	IV	150	4381.76	III	300	1191.26	II	200	1944.731	I
40	1186.06	IV	100	4863.00	III	700	1222.30	V	200	1955.115	I
73	1190.89	IV	150	4993.78	III	20	1229.81	IV	500	1962.013	I
73	1193.02	IV	10	5808.28	III	500	1237.059	II	30 h	1963.373	I
75	1195.02	IV	20	5848.25	III	500	1261.905	II	30	1965.383	I
69	1201.54	IV	15	5993.51	III	100	1264.710	II	200	1970.880	I
72	1206.89	IV	10	6334.2	II	200	1401.24	II	200	1979.274	II
80	1213.17	V	2000	6396.56	I	200	1538.091	II	300 h	1987.849	I
63	1216.15	IV	1000	6413.44	I	500	1576.855	II	300	1988.267	I
50	1228.03	IV	10 h	7251.4	I	75	1581.070	II	500 r	1998.887	I
60	1236.38	IV	20 h	7403.0	I	100	1602.486	II	200	2011.29	I
60	1238.59	IV	30 h	7464.0	I	3 r	1615.57	I	1700	2019.068	I
75	1245.53	IV	10 h	7620.5	I	2 r	1624.130	I	2400 r	2041.712	I
83	1258.77	IV	50 h	7734.77	I	2 r	1630.173	I	1600 r	2043.770	I
81	1264.66	IV	100 h	7800.01	I	3 r	1636.31	I	420	2054.461	I
82	1267.15	IV	15 h	8002.55	I	4 r	1639.730	I	220 h	2057.238	I
90	1267.16	III	20 h	8074.25	I	2	1647.531	I	750 r	2065.215	I
81	1279.24	IV	100 h	8311.86	I	200	1649.194	II	2600 r	2068.656	I
15	1283.64	V	200 h	8386.49	I	2	1651.528	I	420	2086.021	I
80	1285.33	IV	200 h	9492.92	I	4 r	1651.955	I	2000 r	2094.258	I
80	1293.46	III	200 h	9493.12	I	3	1661.345	I	25	2104.45	III
60	1295.36	III	300 h	9589.36	I	4 r	1663.539	I	240	2105.824	I
82	1295.86	IV	100 h	10905.95	I	10 h	1665.275	I	95 h	2124.744	I
83	1299.46	IV	400	11949.12	I	4	1667.802	I	50 h	2186.451	I
82	1303.53	IV	200	12109.78	I	3 r	1670.608	I	340 r	2198.714	I
80	1309.68	IV	60	14996.64	I	100 r	1691.090	I	15	2220.375	I
80	1314.82	IV	60	22016.81	I	200 r	1716.784	I	18	2256.001	I
60	1323.15	III	70	22568.71	I	100 h	1739.102	I	18	2314.201	I

Intensity	Wavelength/Å		Intensity	Wavelength/Å		Intensity	Wavelength/Å		Intensity	Wavelength/Å	
24	2327.918	I	1000	5893.389	II	60	1368.62	I	100	1624.34	I
15	2359.233	I	500	6021.041	II	70	1374.82	I	300 d	1629.13	III
20	2379.144	I	75	6283.452	II	50	1375.76	I	250	1638.88	III
10	2389.472	I	100	6336.377	II	180	1377.73	III	50	1639.90	I
15	2397.885	I	100	6484.181	II	150	1378.69	III	100	1644.17	III
130	2417.367	I	6	6557.488	I	150	1379.98	III	150	1646.67	I
30	2436.412	I	50	7049.369	II	125	1380.53	III	250	1652.74	III
30	2488.25	IV	30	7145.390	II	200	1381.36	III	250	1664.77	III
90	2497.962	I	5	7353.334	I	80	1382.75	I	100	1665.76	I
500	2500.54	II	7	7384.208	I	50	1385.33	I	100	1668.11	III
70	2533.230	I	10	7833.575	I	300	1385.79	III	125	1673.93	III
20	2542.44	IV	10	8031.039	I	100	1389.41	III	1000	1693.94	III
3	2556.298	I	6	8044.165	I	180	1391.46	III	150	1697.09	III
28	2589.188	I	10	8256.013	I	60	1392.27	I	200	1698.98	III
500	2592.534	I	10	8482.21	I	180	1396.00	III	200	1699.34	I
8	2644.184	I	9	8700.60	I	50	1402.12	I	200	1700.00	III
1200	2651.172	I	5	9068.785	I	100	1402.91	III	200	1702.25	III
500	2651.568	I	5	9095.957	I	70	1407.38	I	100	1707.53	III
500	2691.341	I	6	9398.868	I	100	1408.45	I	250	1710.16	III
850	2709.624	I	20	9474.993	II	225	1409.50	III	200	1715.69	III
400	2729.78	II	20	9475.645	II	250	1413.80	III	100	1716.71	III
40	2740.426	I	4	9492.559	I	100	1414.27	III	300	1717.83	III
650	2754.588	I	7	9625.664	I	100	1417.09	III	500	1727.31	III
70	2793.925	I	5	10039.436	I	125	1417.39	III	100 d	1733.17	III
80	2829.008	I	4	10200.952	I	150	1427.42	III	300	1738.48	III
1000	2831.843	II	10	10382.427	I	300	1428.93	III	150	1744.39	III
1000	2845.527	II	10	10404.913	I	80	1429.19	I	500	1746.10	III
750	3039.067	I	8	10734.068	I	250	1430.06	III	500	1756.92	III
600	3067.021	I	8	10947.416	I	275	1433.37	III	500	1761.95	III
20	3124.816	I	10	11125.130	I	50	1435.79	I	300	1767.42	III
35	3211.86	III	230	11252.83	I	250	1435.81	III	100	1774.42	III
40	3255.05	III	600	11714.76	I	300	1439.12	III	800	1775.17	III
110	3269.489	I	1300	12069.20	I	200	1441.21	III	200	1776.40	III
40	3434.03	III	1050	12391.58	I	150	1446.37	III	100	1780.57	III
300	3499.21	II	235	13107.61	I	250	1448.42	III	60	1783.22	II
60	3554.19	IV	470	14822.38	I	250	1454.95	III	300	1786.11	III
50	3676.65	IV	150	16759.79	I	100	1464.72	III	150	1792.65	III
200	4178.96	III	135	17214.34	I	150	1471.28	III	500	1793.76	III
70	4226.562	I	70	18811.86	I	100	1474.73	III	200	1801.98	III
200	4260.85	III	62	19279.24	I	150	1481.10	III	400	1805.24	III
150	4291.71	III	28	20673.64	I	100	1481.76	I	100	1809.81	III
10	4685.829	I	<i>Gold Au Z = 79</i>			300	1487.15	III	400	1821.17	III
1000	4741.806	II	100	843.44	III	250	1487.91	III	400	1844.89	III
1000	4814.608	II	100	845.14	III	200	1489.47	III	150	1848.83	III
50	4824.097	II	200	945.10	III	250	1500.37	III	500	1861.80	III
100	5131.752	II	100	1040.63	III	200	1502.47	III	150	1871.92	III
200	5178.648	II	80	1044.49	III	200	1503.74	III	100	1879.83	I
3	5194.583	I	80	1046.81	III	100	1542.00	III	150	1918.28	III
6	5265.892	I	100 h	1239.96	III	100	1548.50	III	100	1932.04	III
6	5513.263	I	100	1278.51	III	200	1567.54	III	100	1935.42	III
8	5564.741	I	100	1314.84	III	200	1574.85	III	200	1948.79	III
8	5607.010	I	100 h	1328.37	I	200	1579.44	III	100	1958.47	III
6	5616.135	I	200	1336.72	III	150	1584.10	III	400	1989.63	III
7	5621.426	I	180	1341.68	III	200	1587.16	I	150	1996.85	III
6	5664.226	I	100	1348.89	III	200	1589.56	III	11000	2012.00	I
5	5664.842	I	150	1350.32	III	150	1593.41	III	2600	2021.38	I
9	5691.954	I	150	1355.61	III	70	1598.24	I	150	2082.09	II
6	5701.776	I	150	1356.13	III	200	1600.51	III	300	2083.09	III
5	5717.877	I	50	1363.98	I	250	1617.16	III	60	2110.68	II
6	5801.029	I	500	1365.40	III	100	1617.78	III	100	2159.08	III
9	5802.093	I	200	1367.17	III	500	1621.93	III	80	2167.33	III

Atomic	Intensity Wavelength/Å			Intensity Wavelength/Å			Intensity Wavelength/Å			Intensity Wavelength/Å		
	Intensity	Wavelength/Å		Intensity	Wavelength/Å		Intensity	Wavelength/Å		Intensity	Wavelength/Å	
	200	2172.20	III	100	3927.69	I	370	1437.27	V	200	2537.33	II
	100	2184.11	III	400	4040.93	I	500	1437.73	V	320	2551.40	II
	500	2188.97	III	700	4065.07	I	370	1445.40	V	400 h	2560.74	III
	70	2248.56	II	100	4084.10	I	270	1457.91	V	250	2563.61	II
	80	2263.62	II	100	4241.80	I	100	1717.21	IV	300 h	2567.46	III
	300	2322.27	III	200	4315.11	I	270	1719.32	V	890	2571.67	II
	180	2352.65	I	120 h	4437.27	I	550	1729.08	V	320	2573.90	II
	100	2382.40	III	250	4488.25	I	750	1731.83	V	320	2576.82	II
	120	2387.75	I	900 h	4607.51	I	750	1733.96	V	300	2578.14	II
	150	2402.71	III	100 h	4620.56	I	440	1741.74	V	320	2582.54	II
	150	2405.12	III	500	4792.58	I	1000	1749.11	V	390	2606.37	II
	2600	2427.95	I	100	4811.60	I	1000	1750.19	V	450	2607.03	II
	60	2533.52	II	100	5147.44	I	500	1760.89	V	230	2613.60	II
	250	2641.48	I	300	5230.26	I	370	1765.62	V	450	2622.74	II
	3400	2675.95	I	100 h	5261.76	I	270	1774.02	V	160	2637.00	I
	1100	2748.25	I	100	5655.77	I	6200	2012.78	II	1100	2638.71	II
	100	2780.82	I	100 h	5721.36	I	8500	2028.18	II	1100	2641.41	II
	1000	2802.04	II	300	5837.37	I	300	2070.94	III	160	2642.75	I
	300	2819.79	II	100 h	5862.93	I	1200	2096.18	II	670	2647.29	II
	100	2822.55	II	300 h	5956.96	I	200 h	2099.30	III	160	2657.84	II
	100 h	2825.44	II	600	6278.17	I	200 h	2110.31	III	210	2661.88	II
	300	2837.85	II	100	6562.68	I	200	2155.66	III	290	2683.35	II
	100	2846.92	II	600	7510.73	I	200	2183.50	III	200	2687.22	III
	100	2856.74	II	10	8145.06	I	200	2195.44	III	670	2705.61	I
	300	2883.45	I	10	9254.28	I	540	2210.82	II	210	2712.42	II
	300	2891.96	I	<i>Hafnium Hf Z = 72</i>			200	2234.59	III	250	2718.59	I
	100	2893.25	II	220	545.41	V	320	2254.01	II	710	2738.76	II
	100	2907.04	II	180	600.00	V	160	2255.15	II	200	2743.64	I
	300	2913.52	II	200	618.27	IV	250	2266.83	II	360	2751.81	II
	300	2918.24	II	200	644.54	IV	620	2277.16	II	500	2753.60	III
	100	2954.22	II	400	647.39	IV	200 h	2313.44	III	450	2761.63	I
	100 h	2990.27	II	600	665.65	IV	230	2321.14	II	160	2766.96	I
	300	2994.80	II	200	673.49	IV	580	2322.47	II	170	2773.02	I
	320	3029.20	I	270	867.25	V	300	2323.25	II	980	2773.36	II
	300	3065.42	I	180	875.88	V	300	2324.89	II	180	2774.02	II
	100	3122.50	II	180	885.58	V	200	2332.97	II	390	2779.37	I
	1600	3122.78	I	180	896.14	V	300	2336.47	III	230	2808.00	II
	100	3194.72	I	180	901.54	V	200	2337.33	II	230	2813.86	II
	100	3227.99	III	180	919.10	V	230	2343.32	II	170	2814.48	II
	300	3230.63	I	270	921.67	V	320	2347.44	II	230	2817.68	I
	300	3308.30	I	245	951.62	V	540	2351.22	II	200	2819.74	I
	300	3309.64	I	180	960.12	V	250	2380.30	II	1200	2820.22	II
	100	3309.86	III	180	964.74	V	250	2383.540	III	490	2822.68	II
	100	3320.12	I	160	971.51	V	170	2393.18	II	180	2833.28	I
	100	3355.15	I	160	1092.76	V	450	2393.36	II	410	2845.83	I
	100 h	3391.31	I	160	1201.76	V	670	2393.83	II	270	2849.21	II
	100	3395.40	I	270	1232.03	V	540	2405.42	II	270	2850.96	I
	100	3467.21	I	200	1233.59	V	370	2410.14	II	180	2851.21	II
	300	3557.36	I	160	1237.42	V	320	2417.69	II	180	2860.56	I
	300	3586.73	I	160	1239.53	V	390	2447.25	II	760	2861.01	II
	100	3611.57	I	160	1244.46	V	450	2460.49	II	760	2861.70	II
	100 h	3631.31	I	440	1396.66	V	400	2461.74	III	2100	2866.37	I
	300	3637.90	I	270	1400.09	V	430	2464.19	II	210	2887.14	I
	100 h	3645.02	I	160	1401.70	V	210	2469.18	II	800	2889.62	I
	100	3650.74	I	370	1407.17	V	2000	2495.16	III	1800	2898.26	I
	100	3709.62	I	370	1408.38	V	290	2496.99	II	1200	2904.41	I
	100	3796.01	I	270	1412.28	V	580	2512.69	II	890	2904.75	I
	100	3874.73	I	270	1413.51	V	580	2513.03	II	2000	2916.48	I
	100 h	3892.26	I	160	1421.96	V	1000	2515.16	III	580	2918.58	I
	400	3897.86	I	220	1422.53	V	890	2516.88	II	320	2919.59	II
	300	3909.38	I	370	1433.43	V	340	2531.19	II	180	2924.62	I

Intensity	Wavelength/Å		Intensity	Wavelength/Å		Intensity	Wavelength/Å		Intensity	Wavelength/Å	
490	2929.63	II	670	3312.86	I	650	3793.37	II	160	5719.18	I
450	2929.90	I	180	3317.99	II	850 d	3800.38	I	95	6098.67	I
710	2937.80	II	890	3332.73	I	320	3811.78	I	95	6185.13	I
2000	2940.77	I	370	3352.06	II	1300	3820.73	I	85	6789.27	I
160	2944.71	I	230	3358.91	I	280	3830.02	I	160	6818.94	I
1200	2950.68	I	180	3360.06	I	800	3849.18	I	160	7063.83	I
1100	2954.20	I	180	3378.93	I	600	3858.31	I	570	7131.81	I
540	2958.02	I	230	3384.70	II	230	3860.91	I	650	7237.10	I
1400	2964.88	I	170	3386.21	I	200	3872.55	II	410	7240.87	I
620	2966.93	I	800	3389.83	II	160	3877.10	II	360	7624.40	I
710	2968.81	II	230	3392.81	I	380	3880.82	II	110	7740.17	I
890	2975.88	II	230	3394.59	II	200	3882.52	I	310	7845.35	I
1100	2980.81	I	230	3397.26	I	200	3889.23	I	130	7920.71	I
210	2982.72	I	230	3397.60	I	200	3889.33	I	250	7994.73	I
170	3000.10	II	2300	3399.80	II	620	3899.94	I	130	8204.58	I
800	3005.56	I	170	3400.21	I	620	3918.09	II	150	8546.48	I
1100	3012.90	II	180	3402.51	I	200	3923.90	II	160	8640.06	I
540	3016.78	I	230	3410.17	II	320	3931.38	I	40	8711.24	I
1100	3016.94	II	230	3417.34	I	410	3951.83	I	65	9004.73	I
980	3018.31	I	410	3419.18	I	160	3968.01	I	<i>Helium He Z = 2</i>		
1200	3020.53	I	200	3428.37	II	200	3973.48	I	15	231.454	II
410	3031.16	II	250	3438.24	II	180	4032.27	I	20	232.584	II
710	3050.76	I	710	3472.40	I	230	4062.84	I	30	234.347	II
1100	3057.02	I	200	3478.99	II	180	4083.35	I	50	237.331	II
850	3067.41	I	480	3479.28	II	540	4093.16	II	100	243.027	II
2100	3072.88	I	250	3495.75	II	1100	4174.34	I	300	256.317	II
170	3074.10	I	250	3497.16	I	160	4206.58	II	1000	303.780	II
250	3074.79	I	980	3497.49	I	190	4209.70	I	500	303.786	II
430	3080.84	I	1200	3505.23	II	170	4228.08	I	10	320.293	I
200	3096.76	I	980	3523.02	I	170	4232.44	II	2	505.500	I
340	3101.40	II	980	3535.54	II	170	4260.98	I	3	505.684	I
710	3109.12	II	760	3536.62	I	200	4263.39	I	4	505.912	I
710	3131.81	I	180	3548.81	I	170	4272.85	II	5	506.200	I
850	3134.72	II	540	3552.70	II	320	4294.79	I	7	506.570	I
170	3139.65	II	1300	3561.66	II	160	4330.27	I	10	507.058	I
220	3145.32	II	270	3567.36	I	180	4336.66	II	15	507.718	I
220	3148.41	I	1100	3569.04	II	250	4356.33	I	20	508.643	I
450	3156.63	I	210	3597.42	II	180	4370.97	II	25	509.998	I
270	3159.82	I	540	3599.87	I	160	4417.91	I	35	512.098	I
710	3162.61	II	800	3616.89	I	200	4438.04	I	50	515.616	I
450	3168.39	I	320	3630.87	II	250	4565.94	I	100	522.213	I
890	3172.94	I	800	3644.36	II	500 d	4598.80	I	400	537.030	I
450	3176.86	II	320	3649.10	I	230	4620.86	I	1000	584.334	I
220	3181.01	I	200	3651.84	I	210	4655.19	I	50	591.412	I
360	3193.53	II	220	3665.35	II	120	4699.01	I	5	958.70	II
670	3194.19	II	200	3672.27	I	160	4782.74	I	6	972.11	II
200	3196.93	I	480	3675.74	I	310	4800.50	I	8	992.36	II
310	3206.11	I	2200	3682.24	I	130	4859.24	I	15	1025.27	II
180	3210.98	I	280	3696.51	I	120	4975.25	I	30	1084.94	II
180	3217.30	II	240	3699.72	II	95	5018.20	I	35	1215.09	II
180	3220.61	II	340	3701.15	II	95	5047.45	I	50	1215.17	II
360	3247.66	I	1000	3717.80	I	75	5170.18	I	120	1640.34	II
220	3249.53	I	650	3719.28	II	230	5181.86	I	180	1640.47	II
890	3253.70	II	160	3729.10	I	110	5243.99	I	7	2385.40	II
270	3255.28	II	460	3733.79	I	120	5294.87	I	9	2511.20	II
180	3273.66	II	160	3737.88	II	110	5354.73	I	50	2577.6	I
200 h	3279.67	III	400	3746.80	I	110	5373.86	I	1	2723.19	I
270	3279.98	II	170	3766.92	II	75	5452.92	I	12	2733.30	II
160	3291.05	I	200	3768.25	I	230	5550.60	I	2	2763.80	I
210	3306.12	I	1400	3777.64	I	230	5552.12	I	10	2818.2	I
340	3310.27	I	1400	3785.46	I	95	5613.27	I	4	2829.08	I

Intensity	Wavelength/Å		Intensity	Wavelength/Å		Intensity	Wavelength/Å		Intensity	Wavelength/Å	
10	2945.11	I	2000	10830.34	I	1600	3461.97	II	1300	4125.65	I
40	3013.7	I	9	10913.05	I	810 c	3473.91	II	4300	4127.16	I
20	3187.74	I	3	10917.10	I	5400 c	3474.26	II	1500	4136.22	I
3	3202.96	II	4	11626.4	II	6300	3484.84	II	980 cw	4152.61	II
15	3203.10	II	30	11969.12	I	2500 c	3494.76	II	8100	4163.03	I
1	3354.55	I	20	12527.52	I	810 c	3498.88	II	2500	4173.23	I
2	3447.59	I	50	12784.99	I	810	3510.73	I	540	4194.35	I
1	3587.27	I	20	12790.57	I	4100 c	3515.59	II	2000	4227.04	I
3	3613.64	I	7	12845.96	I	410 c	3519.94	II	1300 cw	4254.43	I
2	3634.23	I	10	12968.45	I	630	3540.76	II	490	4264.05	I
3	3705.00	I	2	12984.89	I	1600	3546.05	II	1300	4350.73	I
1	3732.86	I	12	15083.64	I	1100 c	3556.78	II	300	4477.64	II
10	3819.607	I	200	17002.47	I	410	3560.15	II	290	4629.10	II
1	3819.76	I	1	18555.55	I	410 c	3573.24	II	80	4701.69	II
500	3888.65	I	6	18636.8	II	630 c	3574.80	II	130	4709.84	II
20	3964.729	I	500	18685.34	I	810	3579.12	I	130 c	4717.52	I
1	4009.27	I	200	18697.23	I	410	3580.75	II	290	4742.04	II
50	4026.191	I	100	19089.38	I	410	3581.83	II	100 c	4757.01	I
5	4026.36	I	20	19543.08	I	630 c	3592.23	II	65	4782.92	I
12	4120.82	I	1000	20581.30	I	1100 cw	3598.77	II	290	4939.01	I
2	4120.99	I	80	21120.07	I	540 c	3600.95	II	250 c	4967.21	II
3	4143.76	I	10	21121.43	I	410	3618.43	I	220	4979.97	I
10	4387.929	I	20	21132.03	I	430 c	3626.69	II	90	4995.05	I
3	4437.55	I	3	30908.5	II	490	3627.25	II	130	5042.37	I
200	4471.479	I	4	40478.90	I	430 c	3631.76	II	80	5093.07	I
25	4471.68	I	<i>Holmium Ho Z = 67</i>			430 c	3638.30	II	140	5127.81	I
6	4685.4	II	170	2502.91	II	1600 c	3662.29	I	130	5142.59	II
30	4685.7	II	170	2533.80	I	1400	3667.97	I	110	5143.22	II
30	4713.146	I	190	2605.86	II	720	3679.19	I	160	5149.59	II
4	4713.38	I	270	2750.35	II	670	3679.70	I	90 c	5167.88	I
20	4921.931	I	270	2769.89	II	720	3682.65	I	130 c	5182.11	I
100	5015.678	I	300	2824.20	II	580	3690.65	I	90	5190.11	II
10	5047.74	I	270 c	2831.69	II	410	3700.04	I	65	5251.82	I
5	5411.52	II	270	2849.10	II	490 c	3702.35	II	90	5301.25	I
500	5875.62	I	360	2880.26	II	430	3712.88	I	80	5330.11	I
100	5875.97	I	460	2880.98	II	450	3720.72	I	90	5359.99	I
8	6560.10	II	570 c	2909.41	II	1100	3731.40	I	100	5407.08	I
100	6678.15	I	410 c	2979.63	II	810	3736.35	I	70	5566.52	I
3	6867.48	I	410	2987.64	II	3200 cw	3748.17	II	65	5627.60	I
200	7065.19	I	480 c	3049.38	II	8900 c	3796.75	II	140	5659.58	I
30	7065.71	I	410 c	3054.00	II	8900 c	3810.73	II	140 c	5691.47	I
50	7281.35	I	500 c	3057.45	II	410 c	3835.35	II	140 c	5696.57	I
1	7816.15	I	500 c	3082.34	II	1300 cw	3837.51	II	140 c	5860.28	I
2	8361.69	I	910	3084.36	II	410 c	3842.05	II	70 c	5882.99	I
2	9063.27	I	430 c	3086.54	II	1100	3843.86	II	70	5921.76	I
2	9210.34	I	760	3118.50	II	490 c	3846.73	II	70 cw	5948.03	I
10	9463.61	I	580 c	3166.62	II	1800 c	3854.07	II	70	5972.76	I
4	9516.60	I	810	3173.78	II	2700 c	3861.68	II	90	5973.52	I
3	9526.17	I	810 c	3181.50	II	3000 c	3888.96	II	230 c	5982.90	I
1	9529.27	I	980 c	3281.97	II	13000 c	3891.02	II	120	6081.79	I
1	9603.42	I	630 c	3337.23	II	1300 cw	3905.68	II	70	6208.65	I
3	9702.60	I	980 c	3343.58	II	580	3955.73	I	70 c	6305.36	I
6	10027.73	I	8100 c	3398.98	II	490	3959.68	I	70	6550.97	I
2	10031.16	I	810 c	3410.26	II	2700	4040.81	I	260	6604.94	I
15	10123.6	II	1400 c	3414.90	II	5400 c	4045.44	II	120	6628.99	I
1	10138.50	I	5400	3416.46	II	8100	4053.93	I	55 cw	6694.32	I
10	10311.23	I	1200	3421.63	II	1700	4065.09	II	55 c	6785.43	I
2	10311.54	I	2000 c	3425.34	II	720	4068.05	I	40 cw	6939.49	I
3	10667.65	I	2000 c	3428.13	II	8900	4103.84	I	45 cw	6950.39	I
300	10829.09	I	3200	3453.14	II	2900	4108.62	I	140	7555.09	I
1000	10830.25	I	16000 c	3456.00	II	1500	4120.20	I	40 c	7628.42	I

Intensity	Wavelength/Å		Intensity	Wavelength/Å		Intensity	Wavelength/Å		Intensity	Wavelength/Å	
50 c	7693.15	I	82	1096.81	IV	80	2865.68	II	380 c	4638.16	II
60 cw	7815.48	I	84	1097.18	IV	120 d	2890.18	II	220 c	4644.58	II
60	7894.64	I	85	1116.10	IV	1100	2932.63	I	360 c	4655.62	II
50	8512.94	I	80	1124.06	IV	100	2941.05	II	320 w	4656.74	II
40	8670.19	I	90	1131.46	IV	100	2982.80	III	190 c	4681.11	II
90	8915.98	II	85	1144.43	IV	110 c	2999.40	II	450 w	4684.8	II
<i>Hydrogen H Z = 1</i>			80	1145.41	IV	100	3008.08	III	90 d	4907.06	II
15	926.226	I	89	1146.62	IV	8000	3039.36	I	150 c	4973.77	II
20	930.748	I	83	1154.11	IV	110 d	3099.80	II	80 h	5109.36	II
30	937.803	I	84	1154.60	IV	180 c	3101.8	II	100 w	5115.14	II
50	949.743	I	90	1157.71	IV	130 c	3138.60	II	140 c	5117.40	II
100	972.537	I	90	1157.82	IV	80 c	3142.75	II	270 c	5120.80	II
300	1025.722	I	85	1159.78	IV	130 d	3146.70	II	200 w	5121.75	II
1000	1215.668	I	88	1176.50	IV	150	3155.77	II	80 d	5129.85	II
500	1215.674	I	85	1191.58	IV	100 c	3158.40	II	240 c	5175.42	II
5	3835.384	I	83	1204.87	IV	90 c	3176.30	II	140 c	5184.44	II
6	3889.049	I	90	1206.55	IV	90 d	3198.11	II	200	5248.77	III
8	3970.072	I	88	1221.50	IV	13000	3256.09	I	150 c	5309.45	II
15	4101.74	I	85	1221.90	IV	3000	3258.56	I	80	5411.41	II
30	4340.47	I	85	1233.58	IV	90 c	3338.50	II	140 c	5418.45	II
80	4861.33	I	87	1235.84	IV	100 c	3404.28	II	220 w	5436.70	II
120	6562.72	I	90	1373.20	IV	110 d	3438.40	II	130 c	5497.50	II
180	6562.852	I	88	1398.77	IV	180 c	3693.91	II	140 c	5507.08	II
5	9545.97	I	81	1412.09	IV	95 c	3708.13	II	320 c	5513.00	II
7	10049.4	I	100	1625.42	III	380 w	3716.14	II	250 w	5523.28	II
12	10938.1	I	100	1748.83	III	120 c	3718.30	II	130 c	5536.50	II
20	12818.1	I	30	1842.41	III	160 c	3718.72	II	190 w	5555.45	II
40	18751.0	I	40	1850.30	III	160 c	3723.40	II	240 c	5576.90	II
5	21655.3	I	30	2154.08	III	170 w	3795.21	II	200 w	5636.70	II
8	26251.5	I	50	2205.28	II	230 c	3799.21	II	100	5645.15	III
15	40511.6	I	40	2281.64	II	250 c	3834.65	II	160 c	5708.50	II
4	46525.1	I	100 c	2306.05	II	200 c	3842.18	II	100 c	5721.80	II
6	74578.	I	90 d	2313.21	II	100	3852.82	III	100	5819.50	III
<i>Indium In Z = 49</i>			70 d	2327.95	II	100	3889.78	II	210 c	5853.15	II
17	378.61	V	80 h	2334.57	II	100 c	3902.07	II	490 w	5903.4	II
17	386.21	V	110 d	2382.63	II	250 w	3962.35	II	260 w	5915.4	II
14	388.91	V	70 h	2427.20	II	120 c	4004.66	II	120 c	5918.78	II
25	393.89	V	100	2447.90	II	140 d	4013.92	II	130 c	6062.9	II
25	400.57	V	110 d	2488.62	II	100	4023.77	III	250 c	6095.95	II
25	402.39	V	90	2488.95	II	150	4032.32	III	210 c	6108.66	II
622	472.71	IV	80	2498.59	II	410 w	4056.94	II	180 w	6115.9	II
689	479.39	IV	100	2499.60	II	100	4071.57	III	230 w	6128.7	II
709	498.62	IV	90 d	2500.99	II	100	4072.93	III	240 w	6129.4	II
10	882.24	III	110 d	2512.31	II	17000	4101.76	I	320 w	6132.1	II
10	890.84	III	100	2521.37	I	140 c	4205.14	II	150 c	6140.0	II
10	915.87	III	100	2527.41	III	100 d	4213.04	II	90	6143.23	II
85	954.67	IV	160 d	2554.44	II	110 d	4219.66	II	140 c	6148.10	II
87	973.50	IV	1100	2560.15	I	100	4252.68	III	190 w	6149.5	II
86	991.60	IV	200	2601.76	I	150 d	4372.87	II	80	6161.15	II
89	1024.68	IV	90 d	2654.70	II	150 c	4500.78	II	180 w	6162.45	II
85	1024.79	IV	100 d	2662.63	II	18000	4511.31	I	200	6197.72	III
88	1031.45	IV	140 d	2668.65	II	110 c	4549.01	II	100 c	6224.28	II
82	1031.98	IV	140 d	2674.56	II	140 c	4570.85	II	280 w	6228.3	II
80	1054.43	IV	80	2683.12	II	180 w	4578.02	II	140 w	6231.1	II
84	1063.03	IV	1600	2710.26	I	180 w	4578.40	II	270 w	6304.8	II
83	1068.25	IV	300	2713.94	I	140 c	4616.08	II	290 w	6362.3	II
82	1069.82	IV	80	2726.15	III	170 c	4617.17	II	300 w	6469.0	II
86	1077.64	IV	130 d	2749.75	II	250 c	4620.14	II	210 c	6541.20	II
90	1082.10	IV	700	2753.88	I	150 w	4620.70	II	190 c	6751.88	II
83	1086.33	IV	90 d	2818.97	II	170 c	4627.30	II	180 c	6765.9	II
			180 c	2836.92	I	140 c	4637.04	II	100 c	6783.72	II

Intensity	Wavelength/Å		Intensity	Wavelength/Å		Intensity	Wavelength/Å		Intensity	Wavelength/Å	
320 w	6891.5	II	600	1267.60	I	10000	5119.29	I	800 c	8169.38	I
380 w	7182.9	II	1500	1275.26	I	3000 c	5161.20	II	500 d	8222.57	I
180 c	7255.0	II	3000	1289.40	I	1000	5234.57	I	4000	8240.05	I
210 c	7276.5	II	10000	1300.34	I	3000 c	5245.71	II	10000 c	8393.30	I
180 c	7303.4	II	3000	1302.98	I	10000	5338.22	II	1000	8486.11	I
320 c	7350.6	II	3000	1313.95	I	5000 c	5345.15	II	1500 c	8664.95	I
100 c	7632.7	II	3000	1317.54	I	600 c	5427.06	I	500 c	8700.80	I
100 c	7682.9	II	2000	1330.19	I	3000	5435.83	II	250 d	8748.22	I
210 c	7740.7	II	20000	1336.52	II	2000 c	5464.62	II	1000	8853.24	I
100 c	7776.96	II	5000	1355.10	I	10000	5625.69	II	2000	8853.80	I
180 c	7789.0	II	3000	1357.97	I	2000 c	5690.91	II	3000	8857.50	I
90 c	7840.9	II	5000	1360.97	I	4000 c	5710.53	II	1000 d	8898.50	I
240 c	8227.0	II	3000	1361.11	I	1000 d	5764.33	I	400	8964.69	I
100 w	8813.5	II	2500	1367.71	I	2000	5894.03	I	400	8993.13	I
80 c	8832.6	II	2500	1368.22	I	5000	5950.25	II	5000	9022.40	I
120 c	9197.7	II	4000	1383.23	I	300	5984.86	I	15000	9058.33	I
120 c	9202.0	II	3000	1390.75	I	2000 d	6024.08	I	1000	9098.86	I
220 w	9213.0	II	2000	1392.90	I	2000 c	6074.98	II	12000	9113.91	I
160 d	9241.1	II	2000	1400.01	I	1000	6082.43	I	600	9128.03	I
100	9977.86	I	8000	1425.49	I	2000 c	6127.49	II	600	9227.74	I
200	10257.03	I	5000	1446.26	I	800	6191.88	I	1000	9335.05	I
100 h	10744.31	I	5000	1453.18	I	500	6213.10	I	4000	9426.71	I
20	11334.72	I	5000	1457.39	I	800	6244.48	I	3000	9427.15	I
20	11731.48	I	5000	1457.47	I	1000	6293.98	I	2000	9598.22	I
10	12912.59	I	10000	1457.98	I	500	6313.13	I	2000	9649.61	I
9	13429.96	I	2500	1458.79	I	800	6330.37	I	3000 d	9653.06	I
7	14719.08	I	4000	1459.15	I	400	6333.50	I	5000	9731.73	I
6	22291.06	I	2500	1465.83	I	2000	6337.85	I	500	10003.05	I
7	23879.13	I	1000	1485.92	I	1000	6339.44	I	750	10131.16	I
Iodine I Z = 53			5000	1492.89	I	500	6359.16	I	1000	10238.82	I
30	363.78	V	5000	1507.04	I	1000	6566.49	I	400	10375.20	I
36	380.74	V	5000	1514.68	I	2000	6583.75	I	400	10391.74	I
45	565.53	V	15000	1518.05	I	1000	6585.27	I	5000	10466.54	I
50	607.57	V	2500	1526.45	I	5000	6619.66	I	400	11236.56	I
6	612.46	IV	5000	1593.58	I	500	6661.11	I	350	11558.46	I
6	666.81	III	5000	1617.60	I	500 c	6697.29	I	320	11778.34	I
8	705.11	III	2500	1640.78	I	400	6732.03	I	450	11996.86	I
7	784.64	III	15000	1702.07	I	4000	6812.57	II	300	12033.69	I
7	784.80	III	12000	1782.76	I	500	6989.78	I	150	12304.58	I
8	795.52	III	5000	1799.09	I	500	7120.05	I	60	13149.16	I
7	919.28	IV	75000	1830.38	I	1200	7122.05	I	140	13958.27	I
10000	1034.66	II	15000	1844.45	I	2000	7142.06	I	200	14287.02	I
8	1094.20	III	2000	2061.63	I	1000	7164.79	I	100	14460.00	I
10000	1139.80	II	7	2361.13	IV	400 d	7191.66	I	225	15032.57	I
10000	1160.56	II	6	2372.45	IV	700	7227.30	I	105	15528.65	I
20000	1166.48	II	7	2376.46	IV	1000	7236.78	I	150	16037.33	I
10000	1178.65	II	8	2387.11	IV	500	7237.84	I	15	18275.71	I
15000	1187.34	II	9	2426.10	IV	5000	7402.06	I	20	18348.52	I
10000	1190.85	II	8	2475.35	IV	1000	7410.50	I	15	18982.41	I
200	1218.41	I	8	2519.74	IV	500	7416.48	I	35	19070.17	I
20000	1220.89	II	8	2545.67	IV	5000	7468.99	I	110	19105.12	I
600	1224.05	I	7	2545.71	III	500 c	7490.52	I	50	19370.02	I
600	1224.08	I	8	2652.23	IV	2000	7554.18	I	10	20648.69	I
500	1228.89	I	5000	3078.75	II	500 d	7556.65	I	220	22183.03	I
20000	1234.06	II	200	4102.23	I	2000 c	7700.20	I	150	22226.53	I
600	1251.34	I	200	4129.21	I	600	7897.98	I	30	22309.21	I
8	1252.35	III	100 d	4134.15	I	500	7969.48	I	32	24420.82	I
2500	1259.15	I	500 d	4321.84	I	1000	8003.63	I	12	27365.42	I
3000	1259.51	I	250	4763.31	I	99000	8043.74	I	9	27573.05	I
800	1261.27	I	1000	4862.32	I	300 d	8065.70	I	10	30361.93	I
600	1267.57	I	200	4916.94	I	1000	8090.76	I	8	30383.88	I

Intensity	Wavelength/Å		Intensity	Wavelength/Å		Intensity	Wavelength/Å		Intensity	Wavelength/Å	
10	34295.73	I	540	2333.30	I	230	2572.70	I	330	3039.26	I
9	34513.11	I	740	2333.84	I	740	2577.26	I	300	3047.16	I
3	40228.54	I	580	2334.50	I	740	2592.06	I	300	3049.44	I
2	41633.80	I	1600	2343.18	I	740	2599.04	I	300	3057.28	I
<i>Iridium Ir Z = 77</i>											
9900	2010.65	I	580	2355.00	I	1800	2611.30	I	1600	3068.89	I
8700	2022.35	I	230	2357.53	II	210	2614.98	I	320	3083.22	I
15000	2033.57	I	410	2358.16	I	330	2617.78	I	240	3086.44	I
6200	2052.22	I	500	2360.73	I	210	2619.88	I	390	3088.04	I
5000	2060.64	I	2500	2363.04	I	250	2625.32	I	510	3100.29	I
3700	2083.22	I	370	2368.04	II	700	2634.17	I	510	3100.45	I
3100	2085.74	I	3500	2372.77	I	250	2639.42	I	340	3120.76	I
17000	2088.82	I	290	2375.09	II	250	2639.42	I	200	3121.78	I
14000	2092.63	I	250	2377.28	I	3500	2639.71	I	3400	3133.32	I
2700	2112.68	I	250	2377.98	I	210	2644.19	I	490	3168.88	I
1800	2119.54	I	500	2379.38	I	1800	2661.98	I	370	3177.58	I
2000	2125.44	I	540	2381.62	I	350	2662.63	I	370	3198.92	I
4500	2126.81	II	210	2383.17	I	2700	2664.79	I	610	3212.12	I
2000	2127.52	I	1300	2386.89	I	520	2669.91	I	370	3219.51	I
4500	2127.94	I	2500	2390.62	I	520	2671.84	I	5100	3220.78	I
3700	2148.22	I	2700	2391.18	I	330	2673.61	I	300	3229.28	I
2500	2150.54	I	230	2407.59	I	270	2692.34	I	470	3241.52	I
3500	2152.68	II	290	2409.37	I	3000	2694.23	I	200	3262.01	I
2900	2155.81	I	290	2410.17	I	330	2772.46	I	390	3266.44	I
7900	2158.05	I	290	2410.73	I	250	2775.55	I	200	3322.60	I
2100	2162.88	I	540	2413.31	I	520	2781.29	I	560	3368.48	I
5800	2169.42	II	370	2415.86	I	330	2785.22	I	660	3437.02	I
4500	2175.24	I	620	2418.11	I	540	2797.35	I	410	3448.97	I
2700	2178.17	I	210	2424.89	I	1600	2797.70	I	3200	3513.64	I
1600	2187.43	II	370	2424.99	I	380	2798.18	I	220	3515.95	I
1100	2190.38	II	290	2425.66	I	410	2800.82	I	410	3522.03	I
740	2191.64	I	540	2427.61	I	680	2823.18	I	320	3558.99	I
910	2208.09	II	540	2431.24	I	1200	2824.45	I	1200	3573.72	I
1300	2220.37	I	1300	2431.94	I	820	2836.40	I	320	3594.39	I
790	2221.07	II	270	2435.14	I	1100	2839.16	I	220	3609.77	I
2500	2242.68	II	250	2445.34	I	820	2840.22	I	660	3628.67	I
620	2245.76	II	250	2447.76	I	3800	2849.72	I	220	3636.20	I
2100	2253.38	I	910	2452.81	I	380	2875.60	I	300	3661.71	I
2100	2255.10	I	1300	2455.61	I	380	2875.98	I	300	3664.62	I
1400	2255.81	I	230	2455.87	I	270	2877.68	I	320	3674.98	I
350	2258.51	I	210	2457.03	I	820	2882.64	I	200	3687.08	I
1400	2258.86	I	210	2457.23	I	650	2897.15	I	200	3731.36	II
830	2264.61	I	870	2467.30	I	260	2901.95	I	530	3747.20	I
1100	2266.33	I	3300	2475.12	I	260	2904.80	I	3100	3800.12	I
1000	2268.90	I	210	2478.11	I	200	2907.24	I	230	3817.24	I
660	2280.00	I	2100	2481.18	I	440	2916.36	I	480	3902.51	I
950	2281.02	II	620	2493.08	I	230	2918.57	I	480	3915.38	I
660	2281.91	I	210	2496.27	I	4400	2924.79	I	400	3934.84	I
330	2284.60	I	250	2502.63	I	1200	2934.64	I	590	3976.31	I
330	2295.08	I	4100	2502.98	I	880	2936.68	I	460	3992.12	I
790	2298.05	I	210	2513.71	I	250	2938.47	I	350	4033.76	I
460	2299.53	I	990	2533.13	I	2700	2943.15	I	370	4069.92	I
910	2300.50	I	1100	2534.46	I	230	2946.97	I	150	4070.68	I
2700	2304.22	I	580	2537.22	I	200	2949.76	I	100	4092.61	I
410	2305.47	I	580	2542.02	I	1200	2951.22	I	140	4115.78	I
210	2307.27	I	7900	2543.97	I	200	2974.95	I	90	4172.56	I
910	2308.93	I	790	2546.03	I	440	2980.65	I	260	4268.10	I
460	2315.38	I	210	2551.40	I	300	2996.08	I	220	4311.50	I
410	2321.45	I	210	2555.35	I	220	3002.25	I	160	4399.47	I
410	2321.58	I	910	2564.18	I	600	3003.63	I	65	4403.78	I
210	2327.98	I	210	2569.88	I	270	3017.31	I	110	4426.27	I
						380	3029.36	I	55	4478.48	I

Atomic	Intensity			Wavelength/Å			Intensity			Wavelength/Å			Intensity			Wavelength/Å			Intensity			Wavelength/Å		
Atomic	55	4545.68	I	10	844.28	III	500	1479.47	V	15	1651.58	IV												
	30	4548.48	I	10 p	861.83	III	10 h	1505.17	III	15	1652.90	IV												
	35	4568.09	I	10	891.17	III	13	1526.60	IV	13	1653.41	IV												
	75	4616.39	I	10	950.33	III	13	1530.26	IV	13	1656.11	IV												
	26	4656.18	I	10	981.37	III	14	1532.63	IV	15	1656.65	IV												
	50	4728.86	I	10 w	983.88	III	13	1532.91	IV	14	1660.10	IV												
	26	4756.46	I	12	1055.27	II	15	1533.86	IV	13	1662.32	IV												
	65	4778.16	I	15	1068.36	II	13	1533.95	IV	13	1662.52	IV												
	30	4795.67	I	15	1071.60	II	14	1536.58	IV	13	1663.54	IV												
	50	4938.09	I	15	1096.89	II	10 h	1538.63	III	13	1668.09	IV												
	26	4970.48	I	12	1099.12	II	13	1542.16	IV	12	1670.74	II												
	25	4999.74	I	18	1112.09	II	14	1542.70	IV	14	1671.04	IV												
	25	5002.74	I	12	1121.99	II	12 h	1550.20	III	13	1673.68	IV												
	30	5014.98	I	12	1122.86	II	13	1566.26	IV	14	1675.66	IV												
	30	5123.66	I	12	1128.07	II	14	1568.27	IV	13	1681.36	IV												
	35	5364.32	I	12	1130.43	II	13	1591.51	IV	15	1687.69	IV												
	75	5449.50	I	15	1133.41	II	13	1592.05	IV	15	1698.88	IV												
	45	5625.55	I	12	1133.68	II	13	1598.01	IV	12	1702.04	II												
	35	5894.06	I	12	1138.64	II	13	1600.58	IV	13	1709.81	IV												
	20	6110.67	I	12	1142.33	II	10 h	1601.21	III	15	1711.41	IV												
	12	6288.28	I	12	1143.23	II	13	1601.67	IV	14	1712.76	IV												
	10	6686.08	I	18	1144.95	II	13	1603.18	IV	14	1717.90	IV												
	6	7834.32	I	12	1147.41	II	13	1603.73	IV	14	1718.16	IV												
				15	1148.29	II	13	1604.88	IV	14	1719.46	IV												
				12	1151.16	II	13	1605.68	IV	14	1722.71	IV												
				12	1267.44	II	15	1605.97	IV	14	1724.06	IV												
				12	1272.00	II	13	1606.98	IV	16	1725.63	IV												
				400	1317.86	V	17	1609.10	IV	13	1761.08	IV												
				400	1323.27	V	14	1609.83	IV	12	1761.38	II												
				400	1330.40	V	13	1610.47	IV	20	1785.26	II												
				400	1359.01	V	13	1611.20	IV	20	1786.74	II												
				400	1361.82	V	13	1613.64	IV	18	1788.07	II												
				700	1373.59	V	15	1614.02	IV	13	1792.10	IV												
				600	1373.67	V	13	1614.64	IV	13	1796.93	IV												
				500	1376.34	V	13	1615.00	IV	13	1827.98	IV												
				500	1378.56	V	16	1616.68	IV	10	1869.83	III												
				800	1387.94	V	14	1617.68	IV	12	1877.99	III												
				400	1397.97	V	12	1618.47	II	10	1882.05	III												
				600	1400.24	V	14	1619.02	IV	12	1886.76	III												
				800	1402.39	V	13	1621.16	IV	13	1890.67	III												
			400	1406.67	V	14	1621.57	IV	11	1893.98	III													
			500	1406.82	V	13	1623.38	IV	20	1895.46	III													
			400	1407.25	V	13	1623.53	IV	10 s	1907.58	III													
			600	1409.45	V	15	1626.47	IV	19	1914.06	III													
			400	1415.20	V	14	1626.90	IV	15	1915.08	III													
			600	1420.46	V	13	1628.54	IV	15	1922.79	III													
			800	1430.57	V	13	1630.18	IV	10 p	1926.01	III													
			13	1431.43	IV	17	1631.08	IV	18	1926.30	III													
			800	1440.53	V	15	1631.12	II	15	1930.39	III													
			400	1442.22	V	14	1632.40	IV	14	1931.51	III													
			800	1446.62	V	13	1634.01	IV	30	1934.538	I													
			700	1448.85	V	18	1635.40	II	25	1937.269	I													
			400	1449.93	V	15	1636.32	II	14	1937.34	III													
			700	1456.16	V	15	1639.40	II	10 l	1938.90	III													
			500	1459.83	V	14	1639.40	IV	14 s	1943.48	III													
			400	1460.73	V	16	1640.04	IV	12	1945.34	III													
			500	1462.63	V	14	1640.16	IV	50	1946.988	I													
			700	1464.68	V	12	1641.76	II	10	1950.33	III													
			500	1465.38	V	15	1641.87	IV	12	1951.01	III													
			400	1466.65	V	15	1647.09	IV	25	1951.571	I													
			500	1469.00	V	12	1647.16	II	30	1952.59	I													

Intensity	Wavelength/Å		Intensity	Wavelength/Å		Intensity	Wavelength/Å		Intensity	Wavelength/Å	
11	1952.65	III	60	2264.389	I	80	2406.97	II	500	2493.26	II
30	1953.005	I	80	2267.085	I	300	2410.52	II	60	2494.000	I
13	1953.32	III	10	2267.42	III	200	2411.07	II	50	2494.251	I
10	1953.49	III	80	2267.469	I	150	2413.31	II	100	2495.87	I
10 w	1954.22	III	50	2270.862	I	80	2417.87	II	600	2496.533	I
60	1957.823	I	150	2272.070	I	60	2420.396	I	150	2498.90	I
11	1958.58	III	150	2276.026	I	60	2423.089	I	1000	2501.132	I
60	1960.144	I	80	2279.937	I	150	2424.14	II	50	2501.693	I
13	1960.32	III	150	2284.086	I	120	2428.36	II	80	2506.09	II
30	1961.25	I	150	2287.250	I	120	2430.08	II	500	2507.900	I
50	1962.111	I	300	2292.524	I	80	2432.26	II	50	2508.753	I
12	1963.11	II	10	2293.06	III	60	2438.182	I	1000	2510.835	I
15	1987.50	III	15	2295.86	III	150	2439.30	II	120	2511.76	II
14	1991.61	III	200	2297.787	I	150	2439.74	I	80	2512.275	I
13	1994.07	III	600	2298.169	I	100	2442.57	I	400	2512.365	I
12	1995.56	III	80	2299.220	I	250	2443.872	I	80	2516.570	I
12	1996.42	III	300	2300.142	I	100	2444.51	II	300	2517.661	I
10	2061.55	III	50	2301.684	I	50	2445.212	I	800	2518.102	I
12	2068.24	III	100	2303.424	I	100	2445.57	II	150	2519.629	I
14	2078.99	III	150	2303.581	I	60	2447.709	I	50	2522.480	I
100	2084.122	I	120	2308.999	I	100	2453.476	I	4000	2522.849	I
10	2084.35	III	150	2313.104	I	1500	2457.598	I	200	2523.66	I
12	2090.14	III	10 p	2317.70	III	150	2458.78	II	500	2524.293	I
15	2097.48	III	10	2319.22	III	80	2461.28	II	100	2525.02	I
12	2097.69	III	200	2320.358	I	100	2461.86	II	200	2525.39	II
12	2103.80	III	10 p	2321.71	III	100	2462.181	I	300	2526.29	II
10	2107.32	III	10	2326.95	III	1500	2462.647	I	2000	2527.435	I
15	2151.78	III	100	2327.40	II	50	2463.730	I	800	2529.135	I
12	2157.71	III	100	2331.31	II	800	2465.149	I	250	2529.55	II
50	2157.794	I	300	2332.80	II	60	2467.732	I	150	2529.836	I
12	2158.47	III	10 p	2336.77	III	600	2468.879	I	200	2530.687	I
10	2161.27	III	200	2338.01	II	80	2470.67	II	120	2533.63	II
40	2166.773	I	10	2338.96	III	80	2470.965	I	100	2534.42	II
12	2166.95	III	600	2343.49	II	800	2472.336	I	120	2535.49	II
12	2171.04	III	80	2343.96	II	1000	2472.895	I	400	2535.607	I
15	2174.66	III	150	2344.28	II	200	2473.16	I	200	2536.792	I
300	2178.118	I	200	2348.11	II	600	2474.814	I	200	2536.80	II
12	2180.41	III	250	2348.30	II	60	2476.657	I	100	2538.80	II
250	2186.486	I	200	2359.12	II	120	2479.480	I	100	2538.91	II
60	2186.892	I	150	2360.00	II	1200	2479.776	I	150	2538.99	II
120	2187.195	I	120	2360.29	II	100	2480.16	II	50	2539.357	I
250	2191.839	I	200	2364.83	II	80	2482.12	II	200	2540.66	II
150	2196.043	I	80	2365.76	II	100	2482.66	II	600	2540.972	I
80	2200.390	I	80	2368.59	II	10000	2483.271	I	80	2541.10	II
80	2200.724	I	80	2369.456	I	300	2483.533	I	300	2542.10	I
15	2208.41	II	80	2369.95	II	1000	2484.185	I	250	2543.92	I
10 p	2208.85	III	120	2371.430	I	50	2485.990	I	150	2544.70	I
20	2213.65	II	300	2373.624	I	800	2486.373	I	800	2545.978	I
12	2218.26	II	150	2373.74	II	100	2486.691	I	80	2546.67	II
20	2220.38	II	120	2374.518	I	100	2487.066	I	100	2548.74	II
10	2221.83	III	120	2376.43	II	120	2487.370	I	80	2549.08	II
10	2229.27	III	80	2379.27	II	4000	2488.143	I	80	2549.39	II
10	2232.43	III	120	2380.76	II	100	2488.945	I	600	2549.613	I
10	2232.69	III	150	2381.835	I	80	2489.48	II	400	2562.53	II
10	2235.91	III	1000	2382.04	II	1000	2489.750	I	200	2563.48	II
10	2238.16	III	300	2388.63	II	50	2489.913	I	150	2574.36	II
12 p	2241.54	III	200	2389.973	I	3000	2490.644	I	300	2576.691	I
50	2250.790	I	1000	2395.62	II	100	2490.71	II	100	2582.58	II
60	2251.874	I	300	2399.24	II	2000	2491.155	I	1500	2584.54	I
300	2259.511	I	800	2404.88	II	100	2491.40	II	650	2585.88	II
12	2261.59	III	250	2406.66	II	100	2493.18	II	90	2591.54	II

Atomic	Intensity Wavelength/Å			Intensity Wavelength/Å			Intensity Wavelength/Å			Intensity Wavelength/Å		
	Intensity	Wavelength/Å		Intensity	Wavelength/Å		Intensity	Wavelength/Å		Intensity	Wavelength/Å	
	90	2593.73	II	80	2744.527	I	500	2999.512	I	80	3246.005	I
	650	2598.37	II	300	2746.48	II	120	3000.451	I	80	3265.046	I
	2000	2599.40	II	100	2749.32	II	800	3000.948	I	50	3265.617	I
	300	2599.57	I	500	2749.48	II	12	3001.62	III	13	3266.88	III
	60	2605.657	I	1200	2750.140	I	60	3001.655	I	50	3271.000	I
	300	2606.51	II	80	2753.29	II	12 h	3007.28	III	11	3276.08	III
	800	2606.827	I	150	2754.032	I	200	3007.282	I	150	3286.75	I
	650	2607.09	II	100	2754.426	I	500	3008.14	I	10	3288.81	III
	600	2611.87	II	800	2755.73	II	120	3009.569	I	120	3305.97	I
	320	2613.82	II	250	2756.328	I	15	3013.17	III	200	3306.343	I
	320	2617.62	II	100	2757.316	I	60	3017.627	I	400	3355.227	I
	250	2618.018	I	120	2761.780	I	60	3018.983	I	80	3355.517	I
	90	2620.41	II	150	2761.81	II	500	3020.491	I	60	3369.546	I
	400	2623.53	I	150	2762.026	I	1500	3020.639	I	120	3370.783	I
	200	2625.67	II	120	2762.772	I	600	3021.073	I	50	3378.678	I
	150	2628.29	II	120	2763.109	I	500	3024.032	I	50	3380.110	I
	250	2631.05	II	80	2766.910	I	150	3025.638	I	60	3383.978	I
	250	2631.32	II	250	2767.522	I	500	3025.842	I	50	3392.304	I
	100	2632.237	I	300	2772.07	I	80	3030.148	I	150	3392.651	I
	300	2635.809	I	600	2778.220	I	60	3031.214	I	150	3399.333	I
	50	2641.646	I	3000	2788.10	I	60	3034.484	I	80	3404.353	I
	200	2643.998	I	200	2797.78	I	800	3037.389	I	500	3407.458	I
	300	2666.812	I	400	2804.521	I	80	3041.637	I	250	3413.131	I
	60	2666.965	I	1500	2806.98	I	800	3047.604	I	60	3424.284	I
	600	2679.062	I	10 p	2813.24	III	600	3057.446	I	500	3427.119	I
	500	2684.75	II	2500	2813.287	I	1000	3059.086	I	60	3428.748	I
	400	2689.212	I	300	2823.276	I	250	3067.244	I	6000	3440.606	I
	10 h	2695.13	III	600	2825.56	I	120	3075.719	I	2500	3440.989	I
	200	2699.106	I	50	2825.687	I	120	3091.577	I	1000	3443.876	I
	80	2706.012	I	120	2828.808	I	80	3098.189	I	200	3445.149	I
	400	2706.582	I	1500	2832.436	I	100	3099.895	I	1200	3465.860	I
	60	2708.571	I	120	2835.950	I	100	3099.968	I	2000	3475.450	I
	200	2711.655	I	200	2838.119	I	60	3100.303	I	500	3476.702	I
	80	2714.41	II	200	2843.631	I	100	3100.665	I	2500	3490.574	I
	50	2716.257	I	1000	2843.977	I	10 p	3136.43	III	500	3497.840	I
	50	2717.786	I	100	2845.594	I	10	3174.09	III	10	3501.76	III
	250	2718.436	I	800	2851.797	I	80	3175.445	I	250	3513.817	I
	4000	2719.027	I	50	2869.307	I	10	3175.99	III	300	3521.261	I
	100	2719.420	I	50	2872.334	I	10	3178.01	III	400	3526.040	I
	50	2720.197	I	80	2874.172	I	150	3184.895	I	100	3526.166	I
	1500	2720.903	I	50	2894.504	I	250	3191.659	I	60	3526.237	I
	400	2723.578	I	12	2904.43	III	500	3193.226	I	60	3526.381	I
	150	2724.953	I	10	2907.50	III	800	3193.299	I	60	3526.467	I
	50	2726.235	I	12	2907.70	III	200	3196.928	I	100	3533.199	I
	80	2727.54	II	120	2912.157	I	80	3199.500	I	200	3536.556	I
	200	2728.020	I	120	2929.007	I	50	3205.398	I	300	3541.083	I
	50	2728.820	I	1200	2936.903	I	100	3211.88	I	250	3542.075	I
	80	2728.90	II	60	2941.343	I	200	3214.011	I	80	3553.739	I
	1000	2733.581	I	1000	2947.876	I	200	3214.396	I	400	3554.925	I
	60	2734.005	I	600	2953.940	I	60	3215.938	I	200	3556.878	I
	50	2734.268	I	250	2957.364	I	50	3217.377	I	400	3558.515	I
	500	2735.475	I	150	2965.254	I	80	3219.583	I	1000	3565.379	I
	50	2735.612	I	1500	2966.898	I	60	3219.766	I	1200	3570.097	I
	500	2737.310	I	120	2969.36	I	300	3222.045	I	800	3570.25	I
	120	2737.83	I	800	2970.099	I	600	3225.78	I	120	3571.996	I
	400	2739.55	II	1200	2973.132	I	80	3227.796	I	100	3573.393	I
	250	2742.254	I	500	2973.235	I	50	3233.967	I	60	3573.829	I
	800	2742.405	I	600	2981.445	I	120	3234.613	I	60	3573.888	I
	200	2743.20	II	1000	2983.570	I	300	3236.222	I	4000	3581.19	I
	150	2743.565	I	1000	2994.427	I	100	3239.433	I	150	3582.199	I
	200	2744.068	I	250	2994.502	I	80	3244.187	I	150	3584.660	I

Intensity	Wavelength/Å		Intensity	Wavelength/Å		Intensity	Wavelength/Å		Intensity	Wavelength/Å	
120	3584.929	I	6000	3737.131	I	1200	3927.920	I	40	4195.329	I
300	3585.319	I	100	3738.306	I	2000	3930.296	I	150	4198.304	I
150	3585.705	I	400	3743.362	I	60	3948.774	I	40	4199.095	I
10	3586.04	III	6000	3745.561	I	60	3949.953	I	300	4202.029	I
200	3586.103	I	1200	3745.899	I	50	3951.164	I	40	4203.984	I
400	3586.984	I	3000	3748.262	I	50	3952.601	I	80	4206.696	I
100	3594.633	I	80	3748.964	I	16	3954.33	III	80	4210.343	I
11	3600.94	III	3000	3749.485	I	60	3956.454	I	400	4216.183	I
150	3603.204	I	1500	3758.232	I	250	3956.68	I	100	4219.360	I
11	3603.88	III	400	3760.05	I	60	3966.614	I	50	4222.212	I
200	3605.454	I	1500	3763.788	I	11	3968.72	III	11	4222.27	III
500	3606.680	I	400	3765.54	I	100	3969.257	I	50	4225.956	I
1500	3608.859	I	600	3767.191	I	80	3977.741	I	200	4227.423	I
250	3610.16	I	60	3776.452	I	10 w	3979.42	III	100	4233.602	I
60	3612.068	I	250	3785.95	I	40	3981.771	I	13	4235.56	III
150	3617.788	I	100	3786.68	I	50	3983.956	I	250	4235.936	I
1500	3618.768	I	250	3787.880	I	60	3994.114	I	50	4238.809	I
200	3621.462	I	250	3790.092	I	200	3997.392	I	12	4243.75	III
150	3622.004	I	150	3794.34	I	40	3998.053	I	50	4247.425	I
150	3623.19	I	400	3795.002	I	400	4005.241	I	200	4250.118	I
100	3631.096	I	120	3797.518	I	60	4009.713	I	300	4250.787	I
1200	3631.463	I	250	3798.511	I	100	4021.867	I	40	4258.315	I
60	3632.041	I	400	3799.547	I	10	4035.42	III	800	4260.473	I
100	3638.298	I	200	3805.345	I	50	4040.638	I	250	4271.153	I
200	3640.389	I	80	3806.696	I	4000	4045.813	I	1200	4271.759	I
80	3643.717	I	600	3812.964	I	11	4053.11	III	12 h	4273.40	III
1500	3647.842	I	60	3813.059	I	1500	4063.594	I	12	4279.72	III
250	3649.506	I	1500	3815.840	I	50	4066.975	I	1200	4282.402	I
80	3650.279	I	2500	3820.425	I	50	4067.977	I	14 h	4286.16	III
200	3651.467	I	150	3821.179	I	1200	4071.737	I	80	4291.462	I
120	3670.024	I	80	3824.306	I	40	4076.629	I	16 h	4296.85	III
150	3670.089	I	2500	3824.444	I	12	4081.00	III	250	4299.234	I
100	3676.311	I	1500	3825.880	I	40	4100.737	I	18 h	4304.78	III
150	3677.629	I	1200	3827.823	I	40	4107.489	I	1200	4307.901	I
1500	3679.913	I	1000	3834.222	I	150	4118.544	I	20 h	4310.36	III
200	3682.242	I	120	3839.257	I	10	4120.90	III	150	4315.084	I
120	3683.054	I	500	3840.437	I	11	4122.02	III	1500	4325.761	I
150	3684.107	I	800	3841.047	I	11	4122.78	III	80	4352.734	I
120	3685.998	I	120	3843.256	I	40	4127.608	I	80	4369.771	I
500	3687.456	I	80	3846.800	I	400	4132.058	I	11 h	4372.31	III
120	3689.477	I	200	3849.96	I	80	4134.676	I	14 h	4372.53	III
150	3694.008	I	120	3850.817	I	40	4136.997	I	18 h	4372.81	III
120	3695.051	I	2500	3856.372	I	15	4137.76	III	800	4375.929	I
150	3701.086	I	150	3859.212	I	13	4139.35	III	3000	4383.544	I
80	3704.462	I	10000	3859.911	I	200	4143.415	I	1200	4404.750	I
1200	3705.566	I	150	3865.523	I	800	4143.869	I	300	4415.122	I
60	3707.041	I	60	3867.215	I	40	4153.898	I	12	4419.60	III
150	3707.821	I	250	3872.501	I	50	4154.500	I	600	4427.299	I
300	3707.919	I	150	3873.761	I	60	4156.799	I	400	4461.652	I
600	3709.246	I	250	3878.018	I	18	4164.73	III	120	4466.551	I
120	3716.442	I	2000	3878.573	I	13	4166.84	III	80	4476.017	I
8000	3719.935	I	4000	3886.282	I	50	4172.744	I	80	4482.169	I
1500	3722.563	I	200	3887.048	I	13	4174.26	III	200	4482.252	I
120	3724.377	I	300	3888.513	I	60	4174.912	I	50	4489.739	I
60	3725.491	I	800	3895.656	I	50	4175.635	I	50	4528.613	I
60	3727.093	I	1200	3899.707	I	50	4177.593	I	30	4647.433	I
500	3727.619	I	400	3902.945	I	120	4181.754	I	30	4736.771	I
150	3732.396	I	250	3906.479	I	50	4184.891	I	50	4859.741	I
1200	3733.317	I	80	3916.731	I	120	4187.038	I	120	4871.317	I
5000	3734.864	I	600	3920.258	I	120	4187.795	I	60	4872.136	I
120	3735.324	I	1200	3922.911	I	80	4191.430	I	30	4878.208	I

Intensity	Wavelength/Å		Intensity	Wavelength/Å		Intensity	Wavelength/Å		Intensity	Wavelength/Å	
100	4890.754	I	10	5368.06	III	80	7187.313	I	50	625.02	III
250	4891.492	I	400	5371.489	I	30	7207.381	I	30	625.76	III
30	4903.309	I	11 I	5375.47	III	30	7445.746	I	45	628.59	III
150	4918.992	I	40	5393.167	I	40	7495.059	I	50	630.04	III
500	4920.502	I	300	5397.127	I	60	7511.045	I	35	633.09	III
1500	4957.597	I	250	5405.774	I	80	7937.131	I	120	637.87	V
80	5001.862	I	250	5429.695	I	60	7945.984	I	50	639.98	III
30	5005.711	I	100	5434.523	I	80	7998.939	I	60	646.41	III
100	5006.117	I	200	5446.871	I	60	8046.047	I	50	651.20	III
60	5012.067	I	120	5455.609	I	50	8085.176	I	50	659.72	III
30	5014.941	I	25	5497.516	I	150	8220.41	I	30	664.86	III
150	5041.755	I	20	5501.464	I	120	8327.053	I	40	672.34	III
30	5049.819	I	30	5506.778	I	20	8331.908	I	35	672.85	III
30	5051.634	I	30	5569.618	I	120	8387.770	I	35	676.57	III
25	5074.748	I	60	5572.841	I	30	8468.404	I	35	680.13	III
150	5110.357	I	120	5586.755	I	15	8514.069	I	35	683.68	III
40	5139.251	I	200	5615.644	I	60	8661.898	I	45	686.25	III
100	5139.462	I	20	5624.541	I	150	8688.621	I	45	687.98	III
25	5151.910	I	50	5662.515	I	52	11422.32	I		690.86	V
12	5156.12	III	11	5719.88	III	87	11439.12	I		691.75	V
80	5166.281	I	10	5756.38	III	91	11593.59	I	45	691.93	III
2500	5167.487	I	20	5762.990	I	255	11607.57	I	50	695.61	III
80	5168.897	I	18	5833.93	III	160	11638.26	I	30	698.05	III
500	5171.595	I	10	5854.62	III	230	11689.98	I	50	708.36	III
50	5191.454	I	30	5862.353	I	160	11783.26	I	600	708.85	V
80	5192.343	I	15	5891.91	III	580	11882.84	I	50	714.00	III
200	5194.941	I	30	5914.114	I	225	11884.08	I	100 p	722.04	III
10	5199.08	III	10 p	5920.13	III	1030	11973.05	I	60	729.40	II
30	5204.582	I	18 p	5929.69	III	96	14400.56	I	30	746.70	III
25	5215.179	I	10	5952.31	III	72	14512.23	I	200	761.18	II
150	5216.274	I	14	5953.62	III	50	14555.06	I	100	763.98	II
60	5226.862	I	12	5979.32	III	40	14826.43	I	60	766.20	II
1000	5227.150	I	30	5986.956	I	94	15294.58	I	200	771.03	II
250	5232.939	I	12 h	5989.08	III	41	15769.42	I	60 p	773.69	II
10	5235.66	III	18	5999.54	III	105	18856.65	I	200	782.10	II
18	5243.31	III	16	6032.59	III	<i>Krypton Kr Z = 36</i>			100	783.72	II
13 I	5260.34	III	13	6036.56	III	30	467.35	III	60	785.97	III
100	5266.555	I	11	6048.72	III	150	472.16	V		793.44	IV
1200	5269.537	I	11	6054.18	III	100	484.39	V		794.11	IV
800	5270.357	I	40	6065.482	I	250	496.25	V	7	805.76	IV
14	5272.98	III	30	6102.159	I	120	500.77	V		810.70	V
15	5276.48	III	40	6136.614	I	200	507.20	V	18	816.82	IV
30	5281.789	I	40	6137.694	I	30	540.86	III	60	818.15	II
16	5282.30	III	40	6191.558	I	60	548.04	V	60	830.38	II
60	5283.621	I	30	6213.429	I	30	565.64	III	50	837.66	III
12	5284.83	III	30	6219.279	I	30	569.16	III	22	842.04	IV
11	5298.12	III	40	6230.726	I	30	571.98	III	100	844.06	II
12	5299.93	III	20	6246.317	I	30	579.83	III	50	854.73	III
25	5302.299	I	80	6247.56	II	30	579.83	III	60	862.58	III
14 w	5302.60	III	30	6252.554	I	30	585.14	III	60	864.82	II
10	5306.76	III	20	6393.602	I	30	585.96	III	60	868.87	II
10	5322.74	III	30	6399.999	I	30	593.70	III	40	870.84	III
150	5324.178	I	20	6411.647	I	30	594.10	III	50	876.08	III
800	5328.038	I	20	6421.349	I	30	596.41	III	200	884.14	II
300	5328.531	I	30	6430.844	I	40	600.17	III	1000	886.30	II
100	5332.899	I	200	6456.38	II	30	603.67	III	400	891.01	II
80	5339.928	I	60	6494.981	I	50	605.86	III	75	897.81	III
500	5341.023	I	20	6546.239	I	35	606.47	III	200	911.39	II
11	5346.88	III	20	6592.913	I	50	611.12	III	2000	917.43	II
12	5353.77	III	40	6677.989	I	35	616.72	III	50	945.44	I
12	5363.76	III	25	7164.443	I	40	621.45	III	50	946.54	I
						45	622.80	III			

Intensity	Wavelength/Å		Intensity	Wavelength/Å		Intensity	Wavelength/Å		Intensity	Wavelength/Å	
20	951.06	I	60	2992.22	III	300	4057.037	II	200	5468.17	II
50	953.40	I	50	3022.30	III	300	4065.128	II	10	5501.43	III
50	963.37	I	80	3024.45	III	50	4067.37	III	500	5562.224	I
2000	964.97	II	50	3046.93	III	500	4088.337	II	2000	5570.288	I
50	987.29	III	30	3056.72	III	250	4098.729	II	80	5580.386	I
100	1001.06	I	60	3063.13	III	100	4109.248	II	100	5649.561	I
100	1003.55	I	40	3097.16	III	40	4131.33	III	400	5681.89	II
100	1030.02	I	60	3112.25	III	250	4145.122	II	200 h	5690.35	II
30	1158.74	III	30	3120.61	III	40	4154.46	III	100	5832.855	I
200	1164.87	I	100	3124.39	III	150	4250.580	II	3000	5870.914	I
650	1235.84	I	60	3141.35	III	1000	4273.969	I	200	5992.22	II
6	1638.82	III	3	3142.01	IV	100	4282.967	I	60	5993.849	I
6	1914.09	III	100	3189.11	III	600	4292.923	II	10 h	6037.17	III
3	2237.34	IV	80	3191.21	III	200	4300.49	II	60	6056.125	I
6	2291.26	IV	6	3224.99	IV	500 h	4317.81	II	10 h	6078.38	III
3	2329.3	IV	40	3239.52	III	400	4318.551	I	10	6310.22	III
4	2336.75	IV	40	3240.44	III	1000	4319.579	I	300	6420.18	II
4	2348.27	IV	300	3245.69	III	150 h	4322.98	II	100	6421.026	I
3	2358.5	IV	3	3261.70	IV	100	4351.359	I	200	6456.288	I
3	2388.05	IV	150	3264.81	III	3000	4355.477	II	150	6570.07	II
40	2393.94	III	100	3268.48	III	500	4362.641	I	60	6699.228	I
4	2416.9	IV	30	3271.65	III	200	4369.69	II	100	6904.678	I
3	2428.04	IV	30	3285.89	III	800	4376.121	I	250	7213.13	II
5	2442.68	IV	30	3304.75	III	300 h	4386.54	II	100	7224.104	I
4	2451.7	IV	50	3311.47	III	200	4399.965	I	80	7287.258	I
6	2459.74	IV	200	3325.75	III	100	4425.189	I	400	7289.78	II
100 h	2464.77	II	60	3330.76	III	500	4431.685	II	400	7407.02	II
5	2474.06	IV	50	3342.48	III	600	4436.812	II	60	7425.541	I
60	2492.48	II	100	3351.93	III	600	4453.917	I	200	7435.78	II
40	2494.01	III	40	3374.96	III	800	4463.689	I	100	7486.862	I
4	2517.0	IV	100	3439.46	III	800	4475.014	II	300	7524.46	II
5	2518.02	IV	70	3474.65	III	400 h	4489.88	II	1000	7587.411	I
6	2519.38	IV	100	3488.59	III	600	4502.353	I	2000	7601.544	I
5	2524.5	IV	200	3507.42	III	400 h	4523.14	II	150	7641.16	II
5	2546.0	IV	100	3564.23	III	200 h	4556.61	II	1000	7685.244	I
6	2547.0	IV	100 h	3607.88	II	800	4577.209	II	1200	7694.538	I
4	2558.08	IV	200	3631.889	II	300	4582.978	II	250	7735.69	II
30	2563.25	III	30	3641.34	III	150 h	4592.80	II	150	7746.827	I
3	2586.9	IV	250	3653.928	II	500	4615.292	II	800	7854.821	I
5	2606.17	IV	80	3665.324	I	1000	4619.166	II	200	7913.423	I
10	2609.5	IV	150	3669.01	II	800	4633.885	II	180	7928.597	I
8	2615.3	IV	100	3679.559	I	2000	4658.876	II	200	7933.22	II
7	2621.11	IV	80	3686.182	II	500	4680.406	II	120	7973.62	II
60	2639.76	III	30	3690.65	III	100	4691.301	II	100	7982.401	I
30	2680.32	III	300 h	3718.02	II	200	4694.360	II	1500	8059.503	I
40	2681.19	III	200	3718.595	II	3000	4739.002	II	4000	8104.364	I
80 h	2712.40	II	150	3721.350	II	300	4762.435	II	6000	8112.899	I
3	2730.55	IV	200	3741.638	II	1000	4765.744	II	60	8132.967	I
8	2748.18	IV	150	3744.80	II	300	4811.76	II	3000	8190.054	I
6	2774.70	IV	80	3754.245	II	300	4825.18	II	200	8202.72	II
3	2829.60	IV	500	3778.089	II	800	4832.077	II	80	8218.365	I
100	2833.00	II	500	3783.095	II	700	4846.612	II	3000	8263.240	I
3	2836.08	IV	3	3809.30	IV	150	4857.20	II	100	8272.353	I
30	2841.00	III	5	3860.58	IV	300	4945.59	II	1500	8281.050	I
30	2851.16	III	40 h	3868.70	III	20 h	5016.45	III	5000	8298.107	I
5	2853.0	IV	150 h	3875.44	II	200	5022.40	II	100	8412.430	I
3	2859.3	IV	150	3906.177	II	250	5086.52	II	3000	8508.870	I
50	2870.61	III	200	3920.081	II	400 h	5125.73	II	150	8764.110	I
100	2892.18	III	5	3934.29	IV	500	5208.32	II	6000	8776.748	I
30	2909.17	III	100	3994.840	II	200	5308.66	II	2000	8928.692	I
50	2952.56	III	100 h	3997.793	II	500	5333.41	II	500	9238.48	II

Intensity	Wavelength/Å		Intensity	Wavelength/Å		Intensity	Wavelength/Å		Intensity	Wavelength/Å	
500 hl	9293.82	II	2600	18167.315	I	10000	1523.79	III	410	4619.88	II
200 h	9320.99	II	100	18399.786	I	4000	1808.66	IV	540	4655.50	II
300	9361.95	II	150	18580.896	I	5000	1902.97	IV	360	4662.51	II
100	9362.082	I	300	18696.294	I	4000 c	2197.45	IV	230	4692.50	II
200 h	9402.82	II	170	18785.460	I	770	2256.76	II	230	4728.42	II
200 h	9470.93	II	200	18797.703	I	25000 w	2417.58	IV	500	4740.28	II
500	9577.52	II	140	20209.878	I	50000	2532.75	IV	390	4743.09	II
500 h	9605.80	II	300	20423.964	I	45000	2582.05	IV	320	4748.73	II
400 h	9619.61	II	140	20446.971	I	95000 w	2597.50	IV	320	4860.91	II
200	9663.34	II	600	21165.471	I	70000 w	2662.75	IV	850	4899.92	II
200 h	9711.60	II	1800	21902.513	I	420	2808.39	II	1000	4920.98	II
2000	9751.758	I	120	22485.775	I	50000 w	2848.30	IV	1000	4921.79	II
500	9803.14	II	180	23340.416	I	30000 c	2962.58	IV	370	4949.77	I
500	9856.314	I	120	24260.506	I	70000 w	3009.51	IV	340	4970.39	II
1000	10221.46	II	180	24292.221	I	90000 c	3056.68	IV	370	4986.83	II
100	11187.108	I	600	25233.820	I	1000	3171.63	III	720	4999.47	II
200	11257.711	I	180	28610.55	I	1500	3171.74	III	210	5050.57	I
150	11259.126	I	1000	28655.72	I	510	3245.13	II	470	5114.56	II
500	11457.481	I	150	28769.71	I	550	3265.67	II	470	5122.99	II
150	11792.425	I	140	28822.49	I	800	3303.11	II	450	5145.42	I
1500	11819.377	I	300	29236.69	I	1500	3337.49	II	290	5158.69	I
600	11997.105	I	300	30663.54	I	870	3344.56	II	580	5177.31	I
160	12077.224	I	300	30979.16	I	1500	3380.91	II	850	5183.42	II
100	12861.892	I	500	39300.6	I	320	3628.83	II	260	5188.22	II
1100	13177.412	I	1100	39486.52	I	1000	3645.42	II	720	5211.86	I
1000	13622.415	I	220	39557.25	I	550	3713.54	II	520	5234.27	I
2400	13634.220	I	100	39572.60	I	2400	3759.08	II	340	5253.46	I
800	13658.394	I	1400	39588.4	I	3700	3790.83	II	370	5271.19	I
200	13711.036	I	1100	39589.6	I	3900	3794.78	II	370	5301.98	II
600	13738.851	I	500	39954.8	I	600	3840.72	II	180	5303.55	II
150	13974.027	I	300	39966.6	I	1600	3849.02	II	500	5455.15	I
550	14045.657	I	1300	40306.1	I	3400	3871.64	II	470	5501.34	I
140	14104.298	I	250	40685.16	I	1700	3886.37	II	240	5648.25	I
180	14402.22	I	<i>Lanthanum La Z = 57</i>			1300	3916.05	II	180	5740.66	I
2000	14426.793	I	100	344.12	IV	1100	3921.54	II	370	5769.34	I
100	14517.84	I	400	390.72	V	2200	3929.22	II	320	5789.24	I
1600	14734.436	I	1000	432.11	V	9000	3949.10	II	450	5791.34	I
550	14762.672	I	2500	435.28	V	4400	3988.52	II	140	5821.99	I
450	14765.472	I	10000	463.14	IV	3600	3995.75	II	320	5930.62	I
400	14961.894	I	5000	482.16	V	2800	4031.69	II	720	6249.93	I
120	15005.307	I	7000	498.08	V	3000	4042.91	II	260 d	6262.30	II
140	15209.526	I	15000	499.54	IV	850	4067.39	II	450	6394.23	I
1700	15239.615	I	10000	503.58	V	2800	4077.35	II	250	6455.99	I
130	15326.480	I	12000	526.76	V	5500	4086.72	II	180	6709.50	I
1500	15334.958	I	10000	531.07	V	4400	4123.23	II	110	7045.96	I
700	15372.037	I	15000	533.23	V	550	4141.74	II	160	7066.23	II
200	15474.026	I	8000	547.44	V	1100	4151.97	II	50	7161.25	I
180	15681.02	I	40000	552.02	IV	1500	4196.55	II	110 w	7282.34	II
120	15820.09	I	5000	600.24	V	1600	4238.38	II	110 w	7334.18	I
200	16726.513	I	30000	631.26	IV	480	4269.50	II	75 cw	7483.50	II
2000	16785.128	I	400	796.99	III	600	4286.97	II	50	7498.83	I
1000	16853.488	I	2000	870.40	III	600	4296.05	II	85	7539.23	I
2400	16890.441	I	1000	882.34	III	440	4322.51	II	40	7964.83	I
1600	16896.753	I	400	942.86	III	4600	4333.74	II	75	8086.05	I
1800	16935.806	I	50000	1081.61	III	550	4354.40	II	85	8324.69	I
600	17098.771	I	95000	1099.73	III	2000	4429.90	II	95	8346.53	I
700	17367.606	I	2000	1255.63	III	850	4522.37	II	65	8545.44	I
120	17404.443	I	10000	1349.18	III	420	4526.12	II	300	8583.45	III
150	17616.854	I	25000	1368.04	IV	400	4558.46	II	40	8674.43	I
650	17842.737	I	20000	1463.47	IV	400	4574.88	II	35	8825.82	I
700	18002.229	I	15000	1507.87	IV	410	4613.39	II	120	9184.38	III

Intensity	Wavelength/Å		Intensity	Wavelength/Å		Intensity	Wavelength/Å		Intensity	Wavelength/Å	
100	9212.63	III	15	1056.53	IV	20	2259.01	V	100	5006.572	I
140	10284.79	III	10	1060.66	II	150	2332.418	I	50	5089.484	I
Lead Pb Z = 82			12	1072.09	IV	16	2359.53	IV	10	5107.242	I
10	496.38	IV	18	1080.81	IV	180	2388.797	I	2000	5201.437	I
12	499.94	IV	20	1084.17	IV	550 r	2393.792	I	10	5372.099	II
14	529.78	IV	10	1088.86	V	140	2399.597	I	40	5692.346	I
20	570.16	IV	10	1103.94	II	320 r	2401.940	I	200	5895.624	I
10	648.50	IV	10	1108.43	II	320 r	2411.734	I	2000	6001.862	I
20	703.73	V	10	1109.84	II	16	2417.61	IV	500	6011.667	I
12	749.46	V	20	1116.08	IV	15	2424.81	V	500	6059.356	I
10	752.52	V	10	1119.57	II	150 r	2443.829	I	40	6081.409	II
10	761.09	IV	10	1121.36	II	160 r	2446.181	I	50	6110.520	I
18	767.45	V	10	1133.14	II	130 r	2476.378	I	100	6235.266	I
18	769.49	V	18	1137.84	IV	80 r	2577.260	I	50 c	6660.20	II
14	771.42	V	14	1144.93	IV	500 r	2613.655	I	20000	7228.965	I
14	782.79	V	12	1157.88	V	900 r	2614.175	I	10	7346.676	I
15	797.02	V	14	1185.43	V	160	2628.262	I	20	7809.259	I
18	802.07	IV	20	1189.95	IV	4	2634.256	II	5	7896.737	I
12	802.82	IV	10	1203.63	II	10	2657.094	I	10	8168.001	I
18	809.63	V	10	1231.20	II	700	2663.154	I	6	8191.886	I
10	812.59	IV	11	1233.50	V	10	2697.541	I	5	8217.711	I
10	827.41	IV	10	1291.10	IV	25000 r	2801.995	I	40	8272.690	I
12	832.60	IV	20	1313.05	IV	100	2822.58	I	20	8409.384	I
12	845.94	IV	10	1331.65	II	14000 r	2823.189	I	10	8478.492	I
18	857.64	IV	10	1335.20	II	35000 r	2833.053	I	5	8722.810	I
16	862.33	IV	12	1343.06	IV	6	2840.557	II	10	8857.457	I
20	863.97	V	10	1348.37	II	14000 r	2873.311	I	8	9293.476	I
14	870.44	IV	16	1388.94	IV	3	2914.442	II	15	9438.05	I
6	873.71	II	18	1400.26	IV	15	2966.460	I	15	9604.297	I
12	879.96	IV	10	1404.34	IV	15	2972.991	I	15	9674.351	I
18	883.90	V	10	1433.96	II	15	2980.157	I	200	10290.458	I
14	884.96	IV	10	1512.42	II	4	2986.876	II	100	10498.965	I
14	884.99	IV	14	1535.71	IV	10	3043.85	III	50	10649.249	I
14	888.37	V	20	1553.1	III	150	3118.894	I	15	10886.688	I
8	889.68	II	10	1671.53	II	10	3137.81	III	40	10969.53	I
16	890.72	IV	10	1682.15	II	10	3176.50	III		13512.6	I
14	894.40	V	20	1726.75	II	600	3220.528	I		14743.0	I
12	896.08	V	10	1796.670	II	100	3229.613	I		15349.6	I
12	908.51	IV	10	1822.050	II	400	3240.186	I		39039.4	I
14	915.71	V	10	1904.77	I	200	3262.355	I	Lithium Li Z = 3		
12	917.90	IV	7	1921.471	II	35000	3572.729	I		102.9	III
12	918.09	V	12	1959.34	IV	50000 r	3639.568	I		103.4	III
12	920.28	V	16	1973.16	IV	20000	3671.491	I		104.1	III
12	920.66	V	10	1998.83	V	70000 r	3683.462	I		105.5	III
10	922.12	IV	5 r	2022.02	I	10	3713.982	II		108.0	III
12	922.49	IV	10	2042.58	IV	25000	3739.935	I		113.9	III
10	927.64	IV	12	2049.34	IV	12	3854.08	III		125.5	II
14	932.20	IV	8 r	2053.28	I	15000	4019.632	I		135.0	III
12	954.35	V	12	2079.22	IV	95000	4057.807	I		136.5	II
10	967.23	II	6	2111.758	I	14000	4062.136	I		140.5	II
10	986.71	II	10	2115.066	I	10	4157.814	I		167.21	II
10	995.89	II	15	2154.01	IV	10000	4168.033	I		168.74	II
10	1016.61	II	500 r	2170.00	I	8	4272.66	III		171.58	II
14	1028.61	IV	7	2175.580	I	200	4340.413	I		178.02	II
20	1032.05	IV	12	2177.46	IV	10	4496.15	IV		199.28	II
16	1041.24	IV	7	2187.888	I	6	4499.34	III		207.5	II
18	1044.14	IV	8	2189.603	I	16	4534.60	IV		456.	II
12	1048.9	III	10	2203.534	II	7	4571.21	III		483.	II
10	1049.82	II	20	2237.425	I	10	4579.051	II		540.	II
10	1050.77	II	20	2246.86	I	6	4761.12	III		540.0	III
10	1051.26	V	25	2246.89	I	1000	5005.416	I		729.	II

Intensity	Wavelength/Å	Intensity	Wavelength/Å	Intensity	Wavelength/Å	Intensity	Wavelength/Å
	729.1 III		2313.49 I	5	3199.33 II	48	8126.23 I
	800. II		2315.08 I	2	3199.43 II	48	8126.45 I
	820. II		2316.95 I	17	3232.66 I		8517.37 II
	861. II		2319.18 I		3249.87 II		9581.42 II
	905.5 II		2321.88 I		3306.28 II		10120. II
	917.5 II		2325.11 I		3488. I		12232. I
	936. II		2329.02 I		3579.8 I		12782. I
	945. II		2329.84 II		3618. I		13566. I
	965. II		2333.94 I		3662. I		17552. I
	972. II	3	2336.88 II		3684.32 II		18697. I
	988. II	5	2336.91 II	1	3714.00 II		19290. I
	1018. II	2	2337.00 II	5	3714.16 II		24467. I
	1032. II		2340.15 I	6 d	3714.27 II		40475. I
	1036. II		2348.22 I	8	3714.29 II	<i>Lutetium Lu Z = 71</i>	
	1093. II		2358.93 I	7 d	3714.40 II	100	563.72 V
	1103. II		2373.54 I	10	3714.41 II	500	810.73 III
	1109. II		2381.54 II	1	3714.51 II	2000	832.28 III
	1116. II		2383.20 II		3714.58 II	100	861.92 V
	1132.1 II	1	2394.39 I	3	3718.7 I	400	876.80 IV
	1141. II		2402.33 II	6	3794.72 I	100	880.32 V
	1166.4 II		2410.84 II	20	3915.30 I	100	891.81 V
	1198.09 II	3	2425.43 I	20	3915.35 I	100	914.72 V
	1215. II		2429.81 II	10	3985.48 I	400	1001.18 III
	1238. II		2460.2 I	10	3985.54 I	100	1272.42 IV
	1253.8 II	10	2475.06 I	40	4132.56 I	800	1333.79 IV
	1420.89 II		2506.94 II	40	4132.62 I	400	1429.38 IV
	1424. II		2508.78 II		4196. I	200	1441.76 V
3	1492.93 II		2518. I	20	4273.07 I	200	1453.35 V
5	1492.97 II		2539.49 II	20	4273.13 I	200	1468.99 V
1	1493.04 II	24	2551.7 II	5	4325.42 II	400	1472.12 V
	1555. II		2559. II	5	4325.47 II	200	1473.71 V
3	1653.08 II	15	2562.31 I	1	4325.54 II	200	1485.58 V
5	1653.13 II		2605.08 II		4516.45 II	400	1511.26 IV
1	1653.21 II	2	2657.29 II	13	4602.83 I	600	1772.57 IV
	1681.66 II	3	2657.30 II	13	4602.89 I	100 c	1786.25 V
	1755.33 II		2674.46 II		4607.34 II	1000	1854.57 III
	2009. II		2728.24 II		4671.51 II	1500	2065.35 III
	2039. I	5	2728.29 II	6	4671.65 II	1500 c	2070.56 III
	2068. II	2	2728.32 II	2	4671.70 II	600 c	2086.47 IV
	2131. II	3	2730.47 II	3	4678.06 II	1000 c	2104.41 IV
	2164. II	1	2730.55 II	1	4678.29 II	1000 c	2108.31 IV
	2173.4 I	5	2741.20 I		4760. I	1700 h	2195.54 II
	2183. II		2766.99 II		4763. II	1000	2236.14 III
	2214. II		2790.31 II		4788.36 II	2000	2236.22 III
	2222. II		2801. I		4843.0 II	95	2276.94 II
	2237. II		2846. I	4	4881.32 II	190	2297.41 II
h	2249.21 II		2868. I	4	4881.39 II	1300	2392.19 II
	2286.82 II		2895. I	1	4881.49 II	120	2399.14 II
	2302.57 II	2	2934.02 II	8	4971.66 I	80	2419.21 II
	2303.33 II	2	2934.07 II	8	4971.75 I	130	2459.64 II
	2304.59 I	5	2934.12 II		5037.92 II	370	2536.95 II
	2304.92 I	1	2934.25 II		5271. I	930	2571.23 II
	2305.36 I		2968. I		5315. I	1700	2578.79 II
	2305.83 I	3	3029.12 II		5395. I	4500 c	2603.35 III
	2306.29 I	3	3029.14 II		5440. I	1800	2613.40 II
	2306.82 I		3144. I	600 c	5483.55 II	18000	2615.42 II
	2307.44 I	3	3155.31 II	600 c	5485.65 II	1800	2619.26 II
	2308.97 I	4	3155.33 II	320	6103.54 I	2700	2657.80 II
	2309.88 I	1	3196.26 II	320	6103.65 I	570 h	2685.08 I
	2310.94 I	9	3196.33 II	3600	6707.76 I	4200	2701.71 II
	2312.11 I	4	3196.36 II	3600	6707.91 I	180 d	2719.09 I

Intensity	Wavelength/Å		Intensity	Wavelength/Å		Intensity	Wavelength/Å		Intensity	Wavelength/Å	
480 h	2728.95	I	250	4281.03	I	3000	323.31	IV	1	2613.36	I
3600	2754.17	II	330 d	4295.97	I	30	353.09	V	2	2614.73	I
750 h	2765.74	I	150	4309.57	I	150	857.29	IV	3	2617.51	I
2000	2772.55	III	190 c	4430.48	I	50	919.03	IV	3	2628.66	I
2700	2796.63	II	190	4450.81	I	250	1037.41	IV	6	2630.05	I
270 c	2834.35	II	3300	4518.57	I	300	1210.99	IV	8	2632.87	I
330 h	2845.13	I	100 h	4648.21	I	300	1342.19	IV	2	2644.80	I
3000	2847.51	II	1000	4658.02	I	800	1346.57	IV	3	2646.21	I
570 h	2885.14	I	85 h	4659.03	I	300	1346.68	IV	4	2649.06	I
6300	2894.84	II	150	4785.42	II	600	1352.05	IV	8	2660.76	II
4500	2900.30	II	85	4815.05	I	900	1384.46	IV	8	2660.82	II
300	2903.05	I	460	4904.88	I	500	1385.77	IV	6	2668.12	I
9000	2911.39	II	180	4942.34	I	800	1387.53	IV	8	2669.55	I
270 h	2949.73	I	800	4994.13	II	300	1404.68	IV	10	2672.46	I
1200	2951.69	II	800	5001.14	I	1000	1409.36	IV	3	2693.72	I
4200	2963.32	II	140	5134.05	I	500	1437.53	IV	5	2695.18	I
2400	2969.82	II	2700	5135.09	I	1000	1437.64	IV	6	2698.14	I
1800	2989.27	I	170	5196.61	I	300	1447.42	IV	8	2731.99	I
3000	3020.54	II	500	5402.57	I	300	1459.54	IV	10	2733.49	I
2100	3056.72	II	140 c	5421.90	I	400	1459.62	IV	12	2736.53	I
1000	3057.86	III	100	5437.88	I	400	1481.51	IV	5	2765.22	I
7500	3077.60	II	2100	5476.69	II	350	1490.45	IV	7	2768.34	I
390	3080.11	I	550	5736.55	I	300	1495.50	IV	38	2776.69	I
5100 h	3081.47	I	80	5800.59	I	300	1607.11	IV	32	2778.27	I
3000	3118.43	I	690 cw	5983.9	II	5	1668.43	I	90	2779.83	I
2400	3171.36	I	140	5997.13	I	500	1683.02	IV	8	2781.29	I
260	3191.80	II	1400	6004.52	I	10	1683.41	I	32	2781.42	I
1400	3198.12	II	440	6055.03	I	400	1698.81	IV	36	2782.97	I
4800	3254.31	II	150	6159.94	II	15	1707.06	I	1000	2795.53	II
3800	3278.97	I	600	6198.13	III	40	1734.84	II	600	2802.70	II
7600	3281.74	I	160	6199.66	II	50	1737.62	II	3	2809.76	I
6200	3312.11	I	2100	6221.87	II	20	1747.80	I	2	2811.11	I
7600	3359.56	I	80	6235.36	II	40	1750.65	II	1	2811.78	I
6200	3376.50	I	160	6242.34	II	50	1753.46	II	12	2846.72	I
950	3385.50	I	70 h	6345.35	I	30	1827.93	I	12	2846.75	I
160 h	3391.55	I	1100	6463.12	II	300	1844.17	IV	14	2848.34	I
1400	3396.82	I	29	6477.67	I	9	2025.82	I	14	2848.42	I
4100	3397.07	II	55 c	6523.18	I	25	2064.90	III	16	2851.65	I
4800	3472.48	II	35 cw	6611.28	II	20	2091.96	III	16	2851.66	I
8300 c	3507.39	II	23 c	6677.14	I	20	2177.70	III	6000	2852.13	I
1600	3508.42	I	30 c	6793.77	I	3	2329.58	II	2	2902.92	I
4800	3554.43	II	45	6917.31	I	20	2395.15	III	4	2906.36	I
4800	3567.84	I	23	7031.24	I	6	2449.57	II	3	2915.45	I
340	3596.34	I	45	7125.84	II	1	2557.23	I	10	2936.74	I
800	3623.99	II	14 ch	7237.98	I	1	2560.94	I	12	2938.47	I
680	3636.25	I	11 c	7441.52	I	1	2562.26	I	2	2942.00	I
2600	3647.77	I	9 c	8178.16	I	1	2564.94	I	13	2942.00	I
110	3756.70	I	17	8382.08	I	1	2570.91	I	20	3091.08	I
110	3756.79	I	35	8459.19	II	1	2572.25	I	22	3092.99	I
150	3800.67	I	10 d	8478.50	I	2	2574.94	I	14	3096.90	I
2700	3841.18	I	29 c	8508.08	I	1	2577.89	I	9	3104.71	II
530	3876.65	II	35 c	8610.98	I	1	2580.59	I	8	3104.81	II
50	3918.86	I	<i>Magnesium Mg Z = 12</i>			1	2584.22	I	6	3168.98	II
480	3968.46	I	400	146.95	IV	2	2585.56	I	6	3172.71	II
670	4054.45	I	20	186.51	III	3	2588.28	I	7	3175.78	II
310	4122.49	I	20	187.20	III	1	2591.89	I	2	3197.62	I
3100	4124.73	I	10	188.53	III	1	2593.23	I	17	3329.93	I
150 c	4131.79	I	100	231.73	III	2	2595.97	I	6	3332.15	I
460	4154.08	I	80	234.26	III	2	2602.50	I	9	3336.68	I
1600	4184.25	II	35	276.58	V	4	2603.85	I	7	3535.04	II
150	4277.50	I	4000	320.99	IV	5	2606.62	I	8	3538.86	II

Intensity	Wavelength/Å		Intensity	Wavelength/Å		Intensity	Wavelength/Å		Intensity	Wavelength/Å	
7	3549.52	II	12	8712.69	I	90	1264.41	IV	500	2066.38	III
8	3553.37	II	13	8717.83	I	500	1283.58	III	1000	2069.02	III
140	3829.30	I	10	8734.99	II	400	1287.59	III	30	2076.21	II
300	3832.30	I	17	8736.02	I	300	1291.62	III	900	2077.38	III
500	3838.29	I	11	8745.66	II	1000	1360.72	III	800	2084.23	III
8	3848.24	II	14	8806.76	I	800	1365.20	III	600	2090.05	III
7	3850.40	II	10	8824.32	II	500 h	1609.17	III	1500	2092.16	I
3	3878.31	I	11	8835.08	II	1000	1614.14	III	500	2094.78	III
3	3895.57	I	20	8923.57	I	2000	1620.60	III	20	2097.46	II
4	3903.86	I	10	8997.16	I	500	1633.80	III	500	2097.93	III
6	3938.40	I	14	9218.25	II	80	1667.00	IV	500	2099.97	III
8	3986.75	I	13	9244.27	II	80	1698.30	IV	20	2102.50	II
10	4057.50	I	12	9246.50	I	20	1726.47	II	1700	2109.58	I
15	4167.27	I	30	9255.78	I	30	1732.70	II	30	2113.96	II
20	4351.91	I	10	9327.54	II	50	1733.55	II	1000	2169.78	III
9	4384.64	II	10	9340.54	II	40	1734.49	II	700	2174.15	III
10	4390.59	II	25	9414.96	I	30	1737.93	II	900	2176.87	III
8	4428.00	II	17	9429.81	I	20	1740.16	II	800	2181.86	III
9	4433.99	II	19	9432.76	I	20	1742.00	II	800	2184.87	III
14	4481.16	II	20	9438.78	I	85	1742.10	IV	290	2208.81	I
13	4481.33	II	12	9631.89	II	85	1766.27	IV	540	2213.85	I
28	4571.10	I	11	9632.43	II	80	1795.65	IV	900	2220.55	III
10	4730.03	I	15	9953.20	I	80	1795.79	IV	770	2221.84	I
7	4851.10	II	15	9983.20	I	30	1853.27	II	1000	2227.42	III
75	5167.33	I	17	9986.47	I	20	1857.92	II	20	2373.36	II
220	5172.68	I	18	9993.21	I	50	1902.95	II	20	2427.38	II
400	5183.61	I	14	10092.16	II	20	1907.84	II	50	2427.72	II
8	5264.21	II	35	10811.08	I	75	1910.25	IV	30	2427.94	II
7	5264.37	II	11	10914.23	II	30	1911.41	II	30	2437.37	II
9	5401.54	II	10	10951.78	II	20 d	1914.68	II	20	2437.84	II
6	5528.41	I	25	10953.32	I	100	1915.10	II	30	2452.49	II
30	5711.09	I	27	10957.30	I	20	1918.64	II	50	2499.00	II
10	6318.72	I	28	10965.45	I	30	1919.64	II	30	2507.60	II
9	6319.24	I	15	11032.10	I	80	1921.25	II	20	2516.60	II
7	6319.49	I	14	11033.66	I	20	1923.07	II	30	2516.74	II
10	6346.74	II	45	11828.18	I	20	1923.34	II	20	2521.66	II
9	6346.96	II	30	12083.66	I	30	1925.52	II	20	2530.72	II
11	6545.97	II	28	14877.62	I	50	1926.59	II	20	2531.80	II
7	6781.45	II	35	15024.99	I	30	1931.40	II	50	2532.78	II
8	6787.85	II	30	15040.24	I	500	1941.28	III	50	2533.33	II
7	6812.86	II	25	15047.70	I	800	1943.21	III	30	2534.10	II
8	6819.27	II	10	15765.84	I	20	1945.15	II	80	2534.22	II
10	7193.17	I	30	17108.66	I	20	1947.93	II	100	2535.66	II
10	7291.06	I	5	26392.90	I	20	1950.14	II	30	2535.98	II
12	7387.69	I	<i>Manganese Mn Z = 25</i>			500	1952.36	III	100	2537.92	II
20	7657.60	I	600	410.30	V	1000	1952.52	III	50	2541.11	II
19	7659.15	I	600	410.60	V	30	1953.23	II	80	2542.92	II
17	7659.90	I	600	415.62	V	20 d	1954.81	II	50	2543.45	II
15	7691.55	I	650	415.98	V	30	1959.25	II	100	2548.75	II
12	7877.05	II	600	428.59	V	20	1969.24	II	50	2551.85	II
13	7896.37	II	600	435.67	V	500	1978.95	III	30	2553.27	II
10	8098.72	I	600	441.72	V	30	1994.23	II	75	2556.57	II
9	8115.22	II	1000	442.49	V	9700	1996.06	I	30	2556.89	II
8	8120.43	II	850	579.79	IV	14000	1999.51	I	95	2558.59	II
10	8209.84	I	60	581.44	IV	18000	2003.85	I	30	2559.41	II
20	8213.03	I	60	581.65	IV	1000 w	2027.83	III	150	2563.65	II
10	8213.99	II	60	585.21	IV	500 w	2028.14	III	30	2565.22	II
11	8234.64	II	90	1242.25	IV	50	2037.31	II	580	2572.76	I
10	8310.26	I	90	1244.50	IV	40	2037.64	II	480	2575.51	I
15	8346.12	I	95	1251.93	IV	40	2039.97	II	12000	2576.10	II
10	8710.18	I	95	1257.28	IV	500	2049.68	III	550	2584.31	I

Intensity	Wavelength/Å		Intensity	Wavelength/Å		Intensity	Wavelength/Å		Intensity	Wavelength/Å	
30	2588.97	II	70	2886.68	II	290	3619.28	I	800	4451.59	I
45	2589.71	II	160	2889.58	II	220	3623.79	I	160	4453.00	I
250	2592.94	I	55	2892.39	II	140	3629.74	I	130	4455.01	I
6200	2593.73	II	50	2898.70	II	100	3660.40	I	160	4455.32	I
250	2595.76	I	80	2900.16	II	280	3693.67	I	110	4455.82	I
95	2598.90	II	140 h	2914.60	I	180	3696.57	I	210	4457.55	I
30	2602.72	II	190 h	2925.57	I	210	3706.08	I	270	4458.26	I
45	2603.72	II	1100	2933.06	II	130	3718.93	I	150	4461.08	I
4300	2605.69	II	1500	2939.30	II	130	3731.93	I	510	4462.02	I
190	2610.20	II	250 h	2940.39	I	260	3790.22	I	290	4464.68	I
500	2618.14	II	1900	2949.20	II	110	3800.55	I	200	4470.14	I
140	2622.90	I	30	3019.92	II	3200	3806.72	I	130	4472.79	I
150	2624.04	I	55	3031.06	II	700	3809.59	I	170	4490.08	I
40	2624.80	II	30	3035.35	II	2100	3823.51	I	240	4498.90	I
200	2625.58	II	330	3044.57	I	390	3823.89	I	240	4502.22	I
190	2632.35	II	120	3045.59	I	200	3829.68	I	160	4709.72	I
130	2638.17	II	200	3047.04	I	480	3833.86	I	180	4727.48	I
80	2639.84	II	30	3050.65	II	1300	3834.36	I	130	4739.11	I
27	2650.99	II	250	3054.36	I	350	3839.78	I	1000	4754.04	I
60	2655.91	II	140	3062.12	I	670	3841.08	I	180	4761.53	I
30	2666.77	II	170	3066.02	I	350	3843.98	I	750	4762.38	I
30	2667.03	II	170	3070.27	I	120	3926.47	I	300	4765.86	I
110	2672.59	II	160	3073.13	I	130	3982.58	I	500	4766.43	I
55	2673.37	II	140 h	3178.50	I	150	3985.24	I	940	4783.42	I
55	2674.43	II	220	3212.88	I	190	3986.83	I	1000	4823.52	I
45	2680.34	II	1000	3228.09	I	150	3987.10	I	19	5004.91	I
30	2680.68	II	300	3230.72	I	1500	4018.10	I	30	5074.79	I
30	2681.25	II	850	3236.78	I	150	4026.44	I	200	5079.20	III
55	2684.55	II	330	3243.78	I	27000	4030.76	I	150	5100.03	III
55	2685.94	II	650	3248.52	I	19000	4033.07	I	60	5117.94	I
110	2688.25	II	100	3251.14	I	11000	4034.49	I	50	5150.89	I
27	2693.19	II	310	3252.95	I	1500	4035.73	I	50	5196.59	I
55	2695.36	II	310	3256.14	I	5600	4041.36	I	85	5255.32	I
27	2698.97	II	220	3258.41	I	210 d	4045.13	I	160	5341.06	I
85	2701.00	II	180	3260.23	I	1100	4048.76	I	19	5349.88	I
50	2701.17	II	180	3264.71	I	150	4055.21	I	95	5377.63	I
160	2701.70	II	200	3330.78	II	1900	4055.54	I	95	5394.67	I
100	2703.98	II	720	3441.99	II	210	4057.95	I	50	5399.49	I
130	2705.74	II	50	3460.03	II	1100	4058.93	I	95	5407.42	I
80	2707.53	II	360	3460.33	II	150	4059.39	I	35	5413.69	I
110	2708.45	II	360 h	3474.04	II	730	4061.74	I	85	5420.36	I
45	2709.96	II		3474.13	II	730	4063.53	I	35	5432.55	I
80	2710.33	II	290	3482.91	II	290	4070.28	I	150	5454.07	III
110	2711.58	II	180	3488.68	II	730	4079.24	I	12	5457.47	I
30	2716.80	II	140	3495.84	II	730	4079.42	I	60	5470.64	I
30	2717.53	II	50	3496.81	II	1100	4082.94	I	200	5474.68	III
30	2719.01	II	100	3497.54	II	1100	4083.63	I	40	5481.40	I
50	2719.74	II	360	3531.85	I	200	4110.90	I	30	5505.87	I
30	2722.10	II	1100	3532.12	I	150	4131.12	I	50	5516.77	I
30	2724.46	II	1300	3547.80	I	120	4135.04	I	40	5537.76	I
55	2728.61	II	1100	3548.03	I	150	4176.60	I	21	5551.98	I
6200	2794.82	I	390	3548.20	I	120	4189.99	I	200	5946.65	III
5100	2798.27	I	2200	3569.49	I	370	4235.14	I	140	6013.50	I
220	2799.84	I	720	3569.80	I	510	4235.29	I	200	6016.64	I
3700	2801.06	I	1400	3577.88	I	190	4239.72	I	290	6021.80	I
110	2809.11	I	720	3586.54	I	290	4257.66	I	200	6231.21	III
60	2815.02	II	290	3595.12	I	290	4265.92	I	17	6440.97	I
30	2816.33	II	150	3601.72	III	270	4281.10	I	24	6491.71	I
60	2870.08	II	420	3607.54	I	50	4323.63	II	14 h	6942.52	I
30	2872.94	II	420	3608.49	I	350	4414.88	I	12	6989.96	I
80	2879.49	II	360	3610.30	I	210	4436.35	I	14	7069.84	I

Atomic	Intensity Wavelength/Å			Intensity Wavelength/Å			Intensity Wavelength/Å			Intensity Wavelength/Å		
	Intensity	Wavelength/Å		Intensity	Wavelength/Å		Intensity	Wavelength/Å		Intensity	Wavelength/Å	
	12	7184.25	I	30	3801.660	I	40	1783.70	II	50	2698.83	I
	24 h	7283.82	I	20	3901.867	I	30	1796.22	II	50	2699.38	I
	35 h	7302.89	I	60	3906.372	I	200	1796.90	II	80	2705.36	II
	50	7326.51	I	200	3983.839	II	60	1798.74	II	70	2724.43	III
	12	7680.20	I	1800	4046.572	I	30	1803.89	II	80	2752.78	I
	12 h	8672.06	I	150	4077.838	I	40	1808.29	II	20	2759.71	I
	12 h	8701.05	I	40	4108.057	I	400	1820.34	II	6	2769.22	III
	17 h	8703.76	I	250	4339.224	I	5	1832.74	I	40	2803.46	I
	30 h	8740.93	I	400	4347.496	I	1000	1849.50	I	30	2804.43	I
				4000	4358.337	I	160	1869.23	II	2	2805.34	I
	<i>Mercury 198 Hg Z = 80</i>			80	4916.068	I	300	1870.55	II	2	2806.77	I
	80	1250.564	I	1100	5460.753	I	200	1875.54	II	150	2814.93	II
	8	1259.242	I	160	5675.922	I	1	1894.77	III	3	2844.76	III
	100	1268.825	I	240	5769.598	I	20	1900.28	II	750	2847.68	II
	5	1307.751	I	280	5790.663	I	30	1927.60	II	50	2856.94	I
	20	1402.619	I	20	6072.713	I	300	1942.27	II	150	2893.60	I
	10	1435.503	I	30	6234.402	I	100	1972.94	II	150	2916.27	II
	1000	1849.492	I	160	6716.429	I	200	1973.89	II	60	2925.41	I
	60	2262.210	II	250	6907.461	I	150	1987.98	II	150	2935.94	II
	20	2302.065	I	240	11287.407	I	90	2026.97	II	400	2947.08	II
	20	2345.440	I				90	2052.93	II	1200	2967.28	I
	100	2378.325	I	<i>Mercury Hg Z = 80</i>			70	2148.00	II	300	3021.50	I
	20	2380.004	I	3	621.44	III	5	2247.55	I	120	3023.47	I
	40	2399.349	I	2	679.68	III	60	2262.23	II	30	3025.61	I
	20	2399.729	I	2	878.59	III	20	2302.06	I	50	3027.49	I
	20	2446.900	I	1	886.48	III	7	2314.15	III	15	3090.05	III
	15	2464.064	I	400	893.08	II	15	2323.20	I	400	3125.67	I
	40	2481.999	I	300	915.83	II	5	2340.57	I	320	3131.55	I
	30	2482.713	I	150	923.39	II	20	2345.43	I	320	3131.84	I
	40	2483.821	I	200	940.80	II	20	2352.48	I	400	3208.20	II
	90	2534.769	I	100	962.74	II	100	2378.32	I	400	3264.06	II
	15000	2536.506	I	50	969.13	II	20	2380.00	I	5	3283.02	III
	25	2563.861	I	1	988.89	III	4	2380.55	III	12	3312.28	III
	25	2576.290	I	2	1009.29	III	40	2399.38	I	80	3341.48	I
	250	2652.043	I	5	1068.03	III	20	2399.73	I	100	3385.25	II
	400	2653.683	I	800	1099.26	II	10	2400.49	I	8	3389.01	III
	100	2655.130	I	2	1161.95	III	60	2407.35	II	5	3450.77	III
	50	2698.831	I	80	1250.58	I	50	2414.13	II	400	3451.69	II
	80	2752.783	I	8	1259.24	I	8	2431.65	III	3	3500.35	III
	20	2759.710	I	100	1268.82	I	5	2441.06	I	4	3538.88	III
	40	2803.471	I	5	1307.75	I	20	2446.90	I	200	3549.42	II
	30	2804.438	I	300	1307.93	II	15	2464.06	I	5	3557.24	III
	750	2847.675	II	400	1321.71	II	5	2480.56	III	2800	3650.15	I
	50	2856.939	I	400	1331.74	II	40	2482.00	I	300	3654.84	I
	150	2893.598	I	80	1350.07	II	30	2482.72	I	80	3662.88	I
	150	2916.227	II	200	1361.27	II	40	2483.82	I	240	3663.28	I
	60	2925.413	I	20	1402.62	I	7	2484.50	III	30	3701.44	I
	1200	2967.283	I	200	1414.43	II	90	2534.77	I	35	3704.17	I
	300	3021.500	I	10	1435.51	I	15000	2536.52	I	30	3801.66	I
	120	3023.476	I	15	1619.46	II	25	2563.86	I	15	3803.51	III
	30	3025.608	I	120	1623.95	II	25	2576.29	I	100	3806.38	II
	50	3027.490	I	20	1628.25	II	5	2578.91	I	20	3901.87	I
	400	3125.670	I	150	1649.94	II	2	2612.92	III	60	3906.37	I
	320	3131.551	I	50	1653.64	II	4	2617.97	III	100	3918.92	II
	320	3131.842	I	200	1672.41	II	15	2625.19	I	200	3983.96	II
	80	3341.481	I	9	1681.40	III	5	2639.78	I	1800	4046.56	I
	2800	3650.157	I	100	1702.73	II	250	2652.04	I	150	4077.83	I
	300	3654.839	I	100	1707.40	II	400	2653.69	I	40	4108.05	I
	80	3662.883	I	120	1727.18	II	100	2655.13	I	70	4122.07	III
	240	3663.281	I	250	1732.14	II	3	2670.49	III	10	4140.34	III
	30	3701.432	I	15	1759.75	III	5	2674.91	I	100	4216.74	III
	35	3704.170	I	20	1775.68	I						

Intensity	Wavelength/Å		Intensity	Wavelength/Å		Intensity	Wavelength/Å		Intensity	Wavelength/Å	
250	4339.22	I	120	13209.95	I	150	2269.71	III	80	2834.39	II
400	4347.49	I	140	13426.57	I	200	2294.97	III	80	2835.33	II
4000	4358.33	I	60	13468.38	I	160	2304.25	II	160	2842.15	II
100	4398.62	II	80	13505.58	I	160	2306.97	II	1700	2848.23	II
15	4470.58	III	500	13570.21	I	150	2330.93	III	370	2853.23	II
12	4552.84	III	450	13673.51	I	110	2332.12	II	370	2863.81	II
90	4660.28	II	200	13950.55	I	190	2341.59	II	220	2866.69	II
50	4797.01	III	500	15295.82	I	100	2359.76	III	1700	2871.51	II
80	4855.72	II	100	16881.48	I	110	2389.20	II	85	2872.88	II
10	4869.85	III	400	16920.16	I	140	2403.61	II	220	2879.05	II
5	4883.00	I	300	16942.00	I	120	2413.01	II	65	2888.15	II
5	4889.91	I	500	17072.79	I	85	2498.28	II	1300	2890.99	II
80	4916.07	I	400	17109.93	I	200	2506.19	III	95	2891.28	II
5	4970.37	I	20	17116.75	I	440	2538.46	II	190	2892.81	II
80	4973.57	III	20	17198.67	I	330	2542.67	II	950	2894.45	II
5	4980.64	I	20	17213.20	I	80	2558.88	II	140	2897.63	II
20	5102.70	I	70	17329.41	I	85	2564.34	II	70	2900.80	II
40	5120.64	I	30	17436.18	I	250	2593.70	II	290	2903.07	II
100	5128.45	II	50	18130.38	I	250	2602.80	II	80	2907.12	II
20	5137.94	I	40	19700.17	I	400	2616.78	I	600	2909.12	II
30	5210.82	III		22493.28	I	440	2629.85	I	1100	2911.92	II
20	5290.74	I	250	23253.07	I	330	2636.67	II	120	2918.83	II
5	5316.78	I		32148.06	I	720	2638.76	II	1300	2923.39	II
60	5354.05	I		36303.03	I	410	2640.99	I	140	2924.32	II
30	5384.63	I	<i>Molybdenum Mo Z = 42</i>			600	2644.35	II	1100	2930.50	II
1100	5460.74	I	50	867.92	IV	370	2646.49	II	800	2934.30	II
30	5549.63	I	100	884.19	IV	640	2649.46	I	95	2940.10	II
160	5675.86	I	60	886.05	IV	480	2653.35	II	110	2941.22	II
6	5695.71	III	50	891.74	IV	560 h	2655.03	I	150	2944.82	II
240	5769.60	I	100	1169.33	III	640	2660.58	II	140	2946.69	II
100	5789.66	I	100	1254.93	III	720	2672.84	II	95	2947.28	II
280	5790.66	I	100	1258.52	III	250	2673.27	II	125	2947.32	III
140	5803.78	I	100	1262.21	III	1000	2679.85	I	95	2955.84	II
60	5859.25	I	100	1263.74	III	95	2681.36	II	240	2956.06	II
60	5871.73	II	100	1274.37	III	640	2683.23	II	70	2956.90	II
20	5871.98	I	100	1276.40	III	880	2684.14	II	95	2960.24	II
20	6072.72	I	100	1276.40	III	560	2687.99	II	250	2963.79	II
1000	6149.50	II	200	1277.40	III	480	2701.42	II	210	2965.27	II
25	6220.35	III	200	1277.58	III	190	2713.51	II	70	2971.91	II
30	6234.40	I	200	1278.40	III	290	2717.35	II	250	2972.61	II
35	6418.98	III	150	1281.90	III	85	2726.97	II	80	2975.40	II
40	6501.38	III	150	1283.60	III	140	2729.68	II	95	2992.84	II
80	6521.13	II	100	1854.73	III	80	2730.20	II	95	3027.77	II
10	6584.26	III	80	1926.26	IV	330	2732.88	II	100	3060.78	II
6	6610.12	III	100	1929.24	IV	160	2736.96	II	800	3064.28	I
30	6709.29	III	80	1971.06	IV	80 h	2737.88	II	250	3065.04	II
160	6716.43	I	70	2010.92	IV	290	2746.30	II	800	3074.37	I
250	6907.52	I	19000	2015.11	II	110	2756.07	II	85	3077.66	II
250	7081.90	I	40000	2020.30	II	220	2763.62	II	800	3085.62	I
200	7091.86	I	21000	2038.44	II	240	2769.76	II	270	3087.62	II
40	7346.37	II	17000	2045.98	II	160	2773.78	II	190	3092.07	II
100	7485.87	II	50	2060.38	IV	190	2774.39	II	560	3094.66	I
12	7517.46	III	4800	2081.68	II	1700	2775.40	II	560	3101.34	I
20	7728.82	I	2400	2089.52	II	65	2777.86	II	1400	3112.12	I
7	7808.10	III	2200	2092.50	II	880	2780.04	II	290	3122.00	II
100	7944.66	II	4000	2093.11	II	400	2784.99	II	14000	3132.59	I
25	7946.75	III	2700	2100.84	II	100	2807.74	III	110	3138.72	II
50	7984.51	III	1500	2104.29	II	400	2807.76	II	220	3152.82	II
5	8151.64	III	1400	2108.02	II	1700	2816.15	II	55	3155.64	II
2000	10139.75	I	100	2184.37	III	220	2817.44	II	6000	3158.16	I
240	11287.40	I	100	2211.02	III	80	2827.74	II	8700	3170.35	I
			400	2269.69	II						

Atomic	Intensity Wavelength/Å			Intensity Wavelength/Å			Intensity Wavelength/Å			Intensity Wavelength/Å		
	Intensity	Wavelength/Å		Intensity	Wavelength/Å		Intensity	Wavelength/Å		Intensity	Wavelength/Å	
	95	3172.03	II	580	3886.82	I	65	5279.65	I	95	3007.97	II
	160	3172.74	II	19000	3902.96	I	210	5280.86	I	95	3014.19	II
	120 d	3187.59	II	65	3941.48	II	55	5292.08	I	95	3018.35	II
	7600	3193.97	I	1400	4062.08	I	55	5295.47	I	140	3056.71	II
	880	3205.88	I	2300	4069.88	I	55	5313.89	I	130	3069.73	II
	3000	3208.83	I	1300	4081.44	I	80	5354.88	I	160	3075.38	II
	560	3215.07	I	940	4084.38	I	65	5356.48	I	240	3092.92	II
	880	3228.22	I	730	4107.47	I	560 hl	5360.56	I	260	3115.18	II
	600	3229.79	I	630	4120.10	I	110 hl	5364.28	I	290	3133.60	II
	1100	3233.14	I	2900	4143.55	I	65	5394.52	I	220	3134.90	II
	950	3237.08	I	480	4185.82	I	50	5400.47	I	170	3141.46	II
	65	3240.71	II	2500	4188.32	I	55	5435.68	I	170	3142.44	II
	950	3256.21	I	1500	4232.59	I	65	5437.75	I	150	3203.47	II
	480	3264.40	I	890	4276.91	I	50	5501.54	I	220	3259.24	II
	800	3270.90	I	1200	4277.24	I	7800	5506.49	I	220	3265.12	II
	200	3271.69	III	1400	4288.64	I	5200	5533.05	I	320	3275.22	II
	1100	3289.02	I	680	4292.13	I	50	5543.12	I	290	3285.10	II
	950	3290.82	I	890	4293.21	I	55	5556.28	I	410	3328.28	II
	190	3292.31	II	840	4326.14	I	2500	5570.45	I	320	3353.59	II
	100	3313.62	II	1900	4381.64	I	100	5610.93	I	410	3560.75	II
	190	3320.90	II	2500	4411.57	I	330	5632.47	I	470	3587.51	II
	640	3323.95	I	990	4434.95	I	50	5634.86	I	370	3615.82	II
	1300	3344.75	I	480	4457.36	I	230	5650.13	I	410	3653.15	II
	95	3346.40	II	630	4474.56	I	55	5674.47	I	470	3662.26	II
	1600	3358.12	I	400	4536.80	I	460	5689.14	I	540	3665.18	II
	950	3363.78	I	460	4626.47	I	80	5705.72	I	540	3672.36	II
	950	3379.97	I	640	4707.26	I	210	5722.74	I	580	3673.54	II
	1900	3384.62	I	700	4731.44	I	620	5751.40	I	1200	3685.80	II
	130	3395.36	II	770	4760.19	I	520	5791.85	I	440	3687.30	II
	640	3404.34	I	410	4819.25	I	55 h	5849.73	I	410	3689.69	II
	1300	3405.94	I	410	4830.51	I	50 h	5851.52	I	410	3697.56	II
	640	3437.22	I	180	5014.60	I	520	5858.27	I	470	3713.70	II
	130	3446.08	II	80	5029.00	I	50	5869.33	I	640 d	3714.73	II
	3200	3447.12	I	65	5030.78	I	820	5888.33	I	470	3715.68	II
	640	3449.07	I	100	5047.71	I	50 h	5893.38	I	410	3718.54	II
	950	3456.39	I	50	5055.00	I	160 h	5928.88	I	410	3721.35	II
	640	3460.78	I	200	5059.88	I	35	6025.49	I	780	3723.50	II
	800	3504.41	I	100	5080.02	I	1300	6030.66	I	410	3724.87	II
	560	3508.12	I	100	5096.65	I	40	6101.87	I	710	3728.13	II
	480	3521.41	I	130	5097.52	I	40	6357.22	I	470	3730.58	II
	640	3537.28	I	130	5109.71	I	35	6401.07	I	1000 d	3735.54	II
	520	3558.10	I	80	5114.97	I	100	6424.37	I	440	3737.10	II
	400	3563.14	I	150	5145.38	I	230	6619.13	I	1000	3738.06	II
	1400	3581.89	I	110	5147.39	I	50	6650.38	I	580	3752.49	II
	1400	3624.46	I	80	5163.19	I	110	6733.98	I	510	3757.82	II
	1000	3635.43	I	100	5167.76	I	50	6746.27	I	930	3758.95	II
	400	3657.35	I	160 d	5171.08	I	35	6753.97	I	930	3763.47	II
	540	3664.81	I	230 h	5172.94	I	40	6838.88	I	510	3769.65	II
	590	3672.82	I	160 h	5174.18	I	35	6914.01	I	1400	3775.50	II
	1300	3680.60	I	110	5200.17	I	110	7109.87	I	710	3779.47	II
	65	3688.31	II	50	5200.74	I	150	7242.50	I	580	3780.40	II
	180	3692.64	II	50	5211.86	I	40	7245.85	I	510	3781.32	II
	1400	3694.94	I	80	5219.40	I	40	7391.36	I	2400	3784.25	II
	500	3727.69	I	65	5231.06	I	140	7485.74	I	370	3801.12	II
	80	3744.37	II	100	5234.26	I	27	7720.77	I	1200	3803.47	II
	29000	3798.25	I	460 h	5238.20	I	40 h	8328.44	I	2500	3805.36	II
	520	3826.70	I	230 h	5240.88	I	45 h	8389.32	I	470	3807.23	II
	940	3828.87	I	110 h	5242.81	I	45 h	8483.39	I	540	3808.77	II
	1700	3833.75	I	100	5245.51	I	<i>Neodymium Nd Z = 60</i>			440	3809.06	II
	29000	3864.11	I	150	5259.04	I	75	2764.98	I	580	3810.49	II
	580	3869.08	I	65	5261.14	I	80	2993.20	II	710	3814.73	II

Intensity	Wavelength/Å		Intensity	Wavelength/Å		Intensity	Wavelength/Å		Intensity	Wavelength/Å	
410	3822.47	II	1000	4021.78	II	240	4719.02	I	20	7192.01	II
1200	3826.42	II	1200	4023.00	II	240	4811.34	II	15	7236.54	II
540	3828.85	II	410	4030.47	II	350	4825.48	II	12	7316.81	II
440	3829.16	II	1200	4031.82	II	280	4859.02	II	10	7406.62	II
510	3830.47	II	3000	4040.80	II	350	4883.81	I	10	7418.18	II
740	3836.54	II	410	4043.59	II	220	4890.70	II	12	7511.16	II
1700	3838.98	II	410	4048.81	II	240	4891.07	I	17	7513.73	II
410 d	3841.82	II	850	4051.15	II	280	4896.93	I	12	7528.99	II
1700 d	3848.24	II	850	4059.96	II	210	4901.84	I	10	7538.26	II
1500	3848.52	II	4700	4061.09	II	330	4920.68	II	12	7696.56	II
470	3850.22	II	1100	4069.28	II	470	4924.53	I	10	7750.95	II
2400 d	3851.66	II	710	4075.12	II	260	4944.83	I	10	7808.47	II
3700 d	3863.33	II	470	4075.28	II	290	4954.78	I	12	7863.04	II
850	3869.07	II	470	4080.23	II	290	4959.13	II	12	7917.01	II
470	3875.87	II	1400	4109.08	II	250	4989.94	II	12	7958.95	I
1100	3878.58	II	2500	4109.46	II	360	5076.59	II	12	7965.73	II
1000	3879.55	II	510	4110.48	II	360	5092.80	II	15	7982.09	II
780	3880.38	II	410	4123.88	II	360	5107.59	II	12	7982.68	II
1200	3880.78	II	470	4133.36	II	340	5123.79	II	12	8000.76	II
540	3887.87	II	510	4135.33	II	680	5130.60	II	10	8120.93	II
1300	3889.93	II	3000	4156.08	II	500	5191.45	II	12	8122.07	II
1300	3890.58	II	510	4156.26	II	630	5192.62	II	12	8141.75	II
1300	3890.94	II	410	4168.00	II	330	5200.12	II	12	8143.27	II
580	3891.51	II	810	4175.61	II	310	5212.37	II	10	8231.52	II
470	3892.06	II	2400	4177.32	II	450	5234.20	II	10	8307.72	II
810	3894.63	II	640	4179.59	II	250	5239.79	II	12	8346.36	II
440	3897.63	II	470	4205.60	II	720	5249.59	II	17	8839.10	II
2000	3900.21	II	470	4211.29	II	360	5255.51	II	<i>Neon Ne Z = 10</i>		
1300	3901.84	II	440	4227.73	II	590	5273.43	II	66	119.01	V
1700	3905.89	II	1300	4232.38	II	680	5293.17	II	200	122.52	V
510	3907.84	II	2000	4247.38	II	220	5311.46	II	66	125.12	V
2000	3911.16	II	850	4252.44	II	500	5319.82	II	45	131.99	V
850	3912.23	II	410	4261.84	II	290	5361.47	II	50	132.04	V
440	3915.13	II	470	4282.44	II	160	5431.53	II	150	140.76	V
610	3915.95	II	710	4284.52	II	240	5594.43	II	150	140.79	V
1100	3920.96	II	5400	4303.58	II	220	5620.54	I	100	142.44	V
510	3927.10	II	470	4314.52	II	140 d	5675.97	I	100	142.50	V
610	3934.82	II	1100	4325.76	II	220	5688.53	II	150	142.72	V
410	3936.11	II	510	4327.93	II	130	5702.24	II	100	143.27	V
510	3938.86	II	540	4338.70	II	160	5708.28	II	150	143.34	V
2000	3941.51	II	680	4351.29	II	100	5729.29	I	150	147.13	V
2000	3951.16	II	850	4358.17	II	160	5804.02	II	66	151.23	V
810	3952.20	II	470 d	4374.93	II	80	5811.57	II	120	151.42	V
590	3958.00	II	710	4385.66	II	70	5825.87	II	15	151.82	IV
510	3962.21	II	540	4400.83	II	80	5842.39	II	15	152.23	IV
1400	3963.12	II	510	4411.06	II	55	5858.91	I	45	154.50	V
1100	3973.30	II	580	4446.39	II	45	6007.67	I	15	158.65	IV
740	3973.69	II	1400	4451.57	II	45	6034.24	II	15	158.82	IV
740	3976.85	II	740	4462.99	II	55	6066.03	I	100	164.02	V
740	3979.49	II	410	4501.82	II	45	6178.59	I	100	164.14	V
470	3986.25	II	250	4516.36	II	45	6223.39	I	80	172.62	IV
1400	3990.10	II	340	4541.27	II	55	6310.49	I	500	173.93	V
1000	3991.74	II	340	4542.61	II	65	6385.20	II	80	177.16	IV
1100	3994.68	II	340	4563.22	II	45	6630.14	I	150	186.58	IV
410	4000.50	II	300	4621.94	I	45	6650.57	II	100	194.28	IV
540	4004.02	II	510	4634.24	I	40	6740.11	II	100	208.48	IV
410	4007.43	II	340	4641.10	I	40	6900.43	II	100	208.73	IV
3700	4012.25	II	250	4645.77	II	35	7037.30	II	80	208.90	IV
540	4012.70	II	300	4649.67	I	40	7066.89	II	150	212.56	IV
1000	4020.87	II	310	4683.45	I	29	7129.35	II	140	223.24	IV
1000	4021.34	II	470	4706.54	II	24	7189.42	II	120	223.60	IV

Atomic	Intensity	Wavelength/Å		Intensity	Wavelength/Å		Intensity	Wavelength/Å		Intensity	Wavelength/Å	
	140	234.32	IV	100	542.07	IV	300	2216.07	III	150	2963.24	II
	120	234.70	IV	150	543.89	IV	10	2220.81	IV	150	2967.18	II
	20	251.14	III	400	568.42	V	75	2227.42	V	100	2973.10	II
	20	251.56	III	250	569.76	V	110	2232.41	V	15	2974.72	I
	20	251.73	III	500	569.83	V	65	2245.48	V	100	2979.46	II
	40	267.06	III	250	572.11	V	250	2258.02	IV	12	2982.67	I
	40	267.52	III	800	572.34	V	65	2259.57	V	150	3001.67	II
	20	267.71	III	35	587.213	I	175	2262.08	IV	120 p	3017.31	II
	40	283.18	III	35	589.179	I	240	2263.21	III	300	3027.02	II
	160	283.21	III	35	589.911	I	65	2263.39	V	300	3028.86	II
	110	283.69	III	70	591.830	I	110	2264.54	IV	100	3030.79	II
	40	283.89	III	100	595.920	I	200	2264.91	III	120	3034.46	II
	220	301.12	III	75	598.706	I	250	2265.71	V	100	3035.92	II
	220	313.05	III	35	598.891	I	550	2285.79	IV	100	3037.72	II
	220	313.68	III	70	600.036	I	30	2293.14	IV	100	3039.59	II
	40	313.95	III	170	602.726	I	250	2293.49	IV	100	3044.09	II
	90	352.956	I	170	615.628	I	250	2350.84	IV	100	3045.56	II
	60	354.962	I	170	618.672	I	450	2352.52	IV	120	3047.56	II
	50	357.83	IV	120	619.102	I	700	2357.96	IV	100	3054.34	II
	400	357.96	V	200	626.823	I	250	2362.68	IV	100	3054.68	II
	500	358.47	V	200	629.739	I	250	2363.28	IV	100	3059.11	II
	200	358.72	IV	1000	735.896	I	110	2365.49	IV	100	3062.49	II
	500	359.38	V	400	743.720	I	350	2372.16	IV	100	3063.30	II
	90	361.433	II	60	993.88	I	65	2384.20	IV	100	3070.89	II
	60	362.455	II	70	1068.65	I	350	2384.95	IV	100	3071.53	II
	1000	365.59	V	90	1131.72	I	300	2412.73	III	100	3075.73	II
	220	379.31	III	100	1131.85	II	240	2412.94	III	120	3088.17	II
	125	387.14	IV	90	1229.83	I	200	2413.78	III	100	3092.09	II
	100	388.22	IV	20	1255.03	III	200	2473.40	III	120	3092.90	II
	150	405.854	II	110	1255.68	III	80 p	2562.12	II	100	3094.01	II
	120	407.138	II	160	1257.19	III	90 w	2567.12	II	100	3095.10	II
	800	416.20	V	90	1418.38	I	800	2590.04	III	100	3097.13	II
	150	421.61	IV	90	1428.58	I	600	2593.60	III	100	3117.98	II
	200	445.040	II	90	1436.09	I	400	2595.68	III	120	3118.16	II
	300	446.256	II	120	1681.68	II	300	2610.03	III	10	3126.199	I
	250	446.590	II	180	1688.36	II	240	2613.41	III	300	3141.33	II
	180	447.815	II	100	1888.11	II	200	2615.87	III	100	3143.72	II
	150	454.654	II	100	1889.71	II	80	2623.11	II	100 p	3148.68	II
	200	455.274	II	200	1907.49	II	80	2629.89	II	100	3164.43	II
	10	456.275	II	500	1916.08	II	90 w	2636.07	II	100	3165.65	II
	120	456.348	II	300	1930.03	II	80	2638.29	II	100	3188.74	II
	90	456.896	II	200	1938.83	II	200	2638.70	III	120	3194.58	II
	1000	460.728	II	100 c	1945.46	II	200	2641.07	III	500	3198.59	II
	500	462.391	II	80	2007.01	II	80	2644.10	II	60	3208.96	II
	140	469.77	IV	65	2018.44	IV	600	2677.90	III	120	3209.36	II
	200	469.82	IV	110	2022.19	IV	500	2678.64	III	120	3213.74	II
	180	469.87	IV	80	2025.56	II	80	2762.92	II	150	3214.33	II
	140	469.92	IV	150	2085.47	II	90	2792.02	II	150	3218.19	II
	250	480.41	V	200	2086.96	III	80	2794.22	II	120	3224.82	II
	150	481.28	V	300	2089.43	III	100	2809.48	II	120	3229.57	II
	250	481.36	V	240	2092.44	III	80	2906.59	II	200	3230.07	II
	500	482.99	V	400	2095.54	III	80	2906.82	II	120	3230.42	II
	285	488.10	III	180	2096.11	II	90	2910.06	II	120	3232.02	II
	220	488.87	III	120	2096.25	II	90	2910.41	II	150	3232.37	II
	450	489.50	III	200	2161.22	III	80	2911.14	II	100	3243.40	II
	70	489.64	III	300	2163.77	III	80	2915.12	II	100	3244.10	II
	220	490.31	III	200	2180.89	III	80	2925.62	II	100	3248.34	II
	360	491.05	III	30	2203.88	IV	80 w	2932.10	II	100	3250.36	II
	120	521.74	IV	200	2209.35	III	80	2940.65	II	150	3297.73	II
	140	521.82	IV	200	2211.85	III	90	2946.04	II	150	3309.74	II
	80	541.13	IV	240	2213.76	III	150	2955.72	II	300	3319.72	II

Intensity	Wavelength/Å		Intensity	Wavelength/Å		Intensity	Wavelength/Å		Intensity	Wavelength/Å	
1000	3323.74	II	250	3727.11	II	100	6074.338	I	1000	8571.352	I
150	3327.15	II	800	3766.26	II	80	6096.163	I	4000	8591.259	I
100	3329.16	II	1000	3777.13	II	60	6128.450	I	6000	8634.647	I
200	3334.84	II	100	3818.43	II	100	6143.063	I	3000	8647.041	I
150	3344.40	II	120	3829.75	II	120	6163.594	I	15000	8654.383	I
300	3345.45	II	150	4219.74	II	250	6182.146	I	4000	8655.522	I
150	3345.83	II	100	4233.85	II	150	6217.281	I	100	8668.26	II
200	3355.02	II	120	4250.65	II	150	6266.495	I	5000	8679.492	I
120	3357.82	II	120	4369.86	II	60	6304.789	I	5000	8681.921	I
200	3360.60	II	70	4379.40	II	100	6334.428	I	2000	8704.112	I
120	3362.16	II	150	4379.55	II	120	6382.992	I	4000	8771.656	I
100	3362.71	II	100	4385.06	II	200	6402.246	I	12000	8780.621	I
120	3367.22	II	200	4391.99	II	150	6506.528	I	10000	8783.753	I
12	3369.808	I	150	4397.99	II	60	6532.882	I	500	8830.907	I
40	3369.908	I	150	4409.30	II	150	6598.953	I	7000	8853.867	I
100	3371.80	II	100	4413.22	II	70	6652.093	I	1000	8865.306	I
500	3378.22	II	100	4421.39	II	90	6678.276	I	1000	8865.755	I
150	3388.42	II	100 p	4428.52	II	20	6717.043	I	3000	8919.501	I
120	3388.94	II	100 p	4428.63	II	100	6929.467	I	2000	8988.57	I
300	3392.80	II	150 p	4430.90	II	90	7024.050	I	100	9079.46	II
100	3404.82	II	150 p	4430.94	II	100	7032.413	I	6000	9148.67	I
120	3406.95	II	120	4457.05	II	50	7051.292	I	6000	9201.76	I
100	3413.15	II	100	4522.72	II	80	7059.107	I	4000	9220.06	I
120	3416.91	II	10	4537.754	I	100	7173.938	I	2000	9221.58	I
120	3417.69	II	10	4540.380	I	150	7213.20	II	2000	9226.69	I
50	3417.904	I	100	4569.06	II	150	7235.19	II	1000	9275.52	I
15	3418.006	I	15	4704.395	I	100	7245.167	I	200	9287.56	II
120	3428.69	II	12	4708.862	I	150	7343.94	II	6000	9300.85	I
60	3447.703	I	10	4710.067	I	40	7472.439	I	1500	9310.58	I
50	3454.195	I	10	4712.066	I	90	7488.871	I	3000	9313.97	I
100	3456.61	II	15	4715.347	I	100	7492.10	II	6000	9326.51	I
100	3459.32	II	10	4752.732	I	150	7522.82	II	2000	9373.31	I
25	3460.524	I	12	4788.927	I	80	7535.774	I	5000	9425.38	I
30	3464.339	I	10	4790.22	I	60	7544.044	I	3000	9459.21	I
30	3466.579	I	10	4827.344	I	100	7724.628	I	5000	9486.68	I
60	3472.571	I	10	4884.917	I	120	7740.74	II	5000	9534.16	I
150	3479.52	II	4	5005.159	I	300	7839.055	I	3000	9547.40	I
200	3480.72	II	10	5037.751	I	120	7926.20	II	120	9577.01	II
200	3481.93	II	10	5144.938	I	400	7927.118	I	1000	9665.42	I
25	3498.064	I	25	5330.778	I	700	7936.996	I	100	9808.86	II
30	3501.216	I	20	5341.094	I	2000	7943.181	I	800	10295.42	I
25	3515.191	I	8	5343.283	I	2000	8082.458	I	2000	10562.41	I
150	3520.472	I	60	5400.562	I	100	8084.34	II	1500	10798.07	I
120	3542.85	II	5	5562.766	I	1000	8118.549	I	2000	10844.48	I
120	3557.80	II	10	5656.659	I	600	8128.911	I	3000	11143.020	I
100	3561.20	II	5	5719.225	I	3000	8136.406	I	3500	11177.528	I
250	3568.50	II	12	5748.298	I	2500	8259.379	I	1600	11390.434	I
100	3574.18	II	80	5764.419	I	100	8264.81	II	1100	11409.134	I
200	3574.61	II	12	5804.450	I	2500	8266.077	I	3000	11522.746	I
50	3593.526	I	40	5820.156	I	800	8267.117	I	1500	11525.020	I
30	3593.640	I	500	5852.488	I	6000	8300.326	I	950	11536.344	I
15	3600.169	I	100	5872.828	I	100	8315.00	II	500	11601.537	I
20	3633.665	I	100	5881.895	I	1500	8365.749	I	1200	11614.081	I
150	3643.93	II	60	5902.462	I	100	8372.11	II	300	11688.002	I
200	3664.07	II	60	5906.429	I	8000	8377.606	I	2000	11766.792	I
20	3682.243	I	100	5944.834	I	1000	8417.159	I	1500	11789.044	I
12	3685.736	I	100	5965.471	I	4000	8418.427	I	500	11789.889	I
200	3694.21	II	100	5974.627	I	1500	8463.358	I	1000	11984.912	I
10	3701.225	I	120	5975.534	I	800	8484.444	I	3000	12066.334	I
150	3709.62	II	80	5987.907	I	5000	8495.360	I	800	12459.389	I
250	3713.08	II	100	6029.997	I	600	8544.696	I	1000	12689.201	I

Atomic	Intensity	Wavelength/Å		Intensity	Wavelength/Å		Intensity	Wavelength/Å		Intensity	Wavelength/Å	
Atomic	1100	12912.014	I	300 l	3986.89	I	300	8155.11	I	300	863.22	III
	700	13219.241	I	300 s	5044.66	I	300 l	8167.42	I	300	867.51	III
	800	15230.714	I	300 l	5601.70	I	300 l	8183.06	I	300	973.79	III
	400	17161.930	I	300 l	5652.75	I	300 l	8188.61	I	400	979.59	III
	400	18035.80	I	300 l	5784.39	I	300 l	8247.82	I	500	1317.22	II
	1000	18083.21	I	300 l	5878.04	I	300 l	8287.11	I	76	1398.19	IV
	350	18221.11	I	300 s	6011.22	I	300 s	8287.75	I	74	1411.45	IV
	250	18227.02	I	300	6056.09	I	300 l	8306.22	I	70	1438.82	IV
	2500	18276.68	I	300 s	6073.90	I	300 s	8313.66	I	73	1449.01	IV
	2000	18282.62	I	300 s	6080.05	I	1000 l	8339.12	I	76	1452.22	IV
	1200	18303.97	I	300 l	6120.49	I	300	8356.79	I	73	1482.25	IV
	250	18359.12	I	300	6188.59	I	300 l	8367.11	I	72	1489.83	IV
	1200	18384.85	I	300 l	6200.00	I	3000	8372.88	I	75	1525.31	IV
	2000	18389.95	I	300 s	6215.90	I	3000	8529.96	I	74	1527.68	IV
	1000	18402.84	I	300 s	6317.84	I	1000 s	8696.23	I	74	1527.80	IV
	1200	18422.39	I	300 l	6341.38	I	1000 s	8906.02	I	76	1534.71	IV
	300	18458.65	I	300 l	6566.11	I	1000	8942.70	I	73	1537.25	IV
	400	18475.79	I	300 l	6720.68	I	1000 s	9004.75	I	75	1543.41	IV
	900	18591.55	I	300 s	6751.32	I	1000 l	9006.31	I	74	1546.23	IV
	1600	18597.70	I	300 s	6795.21	I	10000 l	9016.18	I	300	1604.54	III
	350	18618.96	I	300 l	6802.62	I	3000 l	9141.30	I	300	1652.87	III
	550	18625.16	I	300 l	6805.81	I	3000 s	9379.33	I	400	1687.90	III
	1200	21041.295	I	300 s	6816.44	I	3000 l	9468.66	I	1000	1692.51	III
	750	21708.145	I	300 l	6865.45	I	3000 s	9679.13	I	800	1709.90	III
	300	22247.35	I	300 s	6907.13	I	3000 l	9930.55	I	650	1715.30	III
	350	22428.13	I	300 h	6912.91	I	10000 l	10091.99	I	500	1719.46	III
	2250	22530.40	I	1000 s	6930.31	I	10000 s	10817.45	I	400	1722.28	III
	400	22661.81	I	300 l	6963.63	I	10000 l	11695.15	I	500	1738.25	III
	600	23100.51	I	3000 s	6972.09	I	10000 l	11776.64	I	300	1739.78	III
	1000	23260.30	I	300	7014.02	I	10000 s	12148.18	I	1000	1741.55	II
	1050	23373.00	I	300 l	7018.91	I	10000 s	12377.42	I	300	1741.96	III
	850	23565.36	I	300 s	7039.14	I	10000 l	12407.99	I	550	1747.01	III
	3500	23636.52	I	300 s	7080.01	I	10000 l	13834.33	I	300	1752.43	III
	300	23701.64	I	300 l	7174.83	I	Nickel Ni Z = 28			400	1753.01	III
	1100	23709.2	I	300 l	7184.93	I	55	315.24	V	800	1764.69	III
	1800	23951.42	I	300 l	7284.28	I	56	315.71	V	500	1767.94	III
	600	23956.46	I	300 l	7292.29	I	72	354.18	V	2000	1769.64	III
	1000	23978.12	I	300 l	7332.52	I	76	354.42	V	400	1776.07	III
	200	24098.54	I	300 s	7370.60	I	68	354.49	V	300	1807.24	III
	500	24161.42	I	300 l	7381.03	I	500	630.71	III	300	1819.28	III
	600	24249.64	I	300 l	7381.65	I	500	676.94	III	800	1823.06	III
	1500	24365.05	I	300 l	7402.70	I	300	713.33	III	400	1830.01	III
	800	24371.60	I	300 s	7512.22	I	300	713.38	III	650	1847.28	III
	400	24447.85	I	300 l	7515.15	I	300	718.48	III	800	1854.15	III
	700	24459.4	I	300 l	7546.05	I	500	722.09	III	300	1858.75	III
300	24776.46	I	300 l	7624.83	I	300	729.82	III	1000	2165.55	II	
550	24928.88	I	300	7626.85	I	400	731.70	III	2000	2169.10	II	
250	25161.69	I	300 s	7681.01	I	300	732.16	III	2000	2174.67	II	
650	25524.37	I	300 s	7685.25	I	300	747.99	III	1500	2175.15	II	
125	28386.21	I	1000 l	7735.14	I	300	750.05	III	2500	2185.50	II	
150	30200.	I	300 l	7761.61	I	300	757.80	III	3000	2192.09	II	
250	33173.09	I	1000 l	7765.75	I	400	770.22	III	5000	2205.55	II	
450	33352.35	I	300 s	7776.07	I	500	778.81	III	4000	2206.72	II	
1300	33901.	I	300	7787.46	I	300	788.04	III	6000	2216.48	II	
2200	33912.10	I	1000 l	7791.38	I	500	811.57	III	1000	2264.46	II	
600	34131.31	I	300 l	7851.44	I	500	826.14	III	2000	2270.21	II	
100	34471.44	I	300 l	7887.88	I	500	842.14	III	1600	2289.98	I	
120	35834.78	I	300 l	7901.71	I	400	845.24	III	630	2300.78	I	
			300 l	7975.98	I	300	847.43	III	1000	2303.00	II	
Neptunium Np Z = 93				300 h	8080.32	I	300	860.64	III	2000	2310.96	I
300	3481.93	I	300 s	8124.59	I	300	862.88	III	1700	2312.34	I	
300 h	3501.50	I										

Intensity	Wavelength/Å		Intensity	Wavelength/Å		Intensity	Wavelength/Å		Intensity	Wavelength/Å	
1400	2313.66	I	530	3612.74	I	500 w	9900.92	II	100	2362.06	III
1400	2313.98	I	6600	3619.39	I	<i>Niobium Nb Z = 41</i>			80	2362.50	III
1000	2316.04	II	200	3664.10	I	80	464.55	V	80	2365.70	III
1400	2317.16	I	130	3669.24	I	80	468.32	V	100	2372.73	III
2600	2320.03	I	180	3670.43	I	80	763.77	V	170	2376.40	II
1900	2321.38	I	260	3674.15	I	80	774.02	V	110	2387.09	II
1400	2325.79	I	160	3688.42	I	60	993.54	IV	100	2387.41	III
940	2329.96	I	80	3693.93	I	400	1005.72	IV	140	2387.52	II
1200	2345.54	I	120	3722.48	I	500	1007.05	IV	80	2388.23	III
400	2347.52	I	150	3736.81	I	500	1010.19	IV	45	2388.27	II
1000	2375.42	II	60	3739.23	I	100	1116.08	IV	160	2398.48	II
240	2386.58	I	600	3775.57	I	150	1120.02	IV	80	2404.89	III
1000	2394.52	II	700	3783.53	I	100	1258.87	V	55	2405.34	II
2000	2416.13	II	700	3807.14	I	60	1314.56	III	55	2405.85	II
240	2419.31	I	110	3831.69	I	80	1445.43	III	140	2412.46	II
160	2472.06	I	1200	3858.30	I	80	1445.98	III	100	2413.94	III
150	2798.65	I	110	3973.56	I	80	1447.09	III	160	2416.99	II
250	2821.29	I	110	4401.55	I	100	1456.68	III	140	2418.69	II
500	2943.91	I	85	4459.04	I	80	1484.73	III	100	2421.91	III
570	2981.65	I	55	4470.48	I	100	1495.94	III	75	2433.80	II
500	2992.60	I	65	4605.00	I	80	1498.02	III	40	2435.95	II
1000	2994.46	I	75	4648.66	I	80	1499.45	III	45	2437.42	II
4000	3002.49	I	110	4714.42	I	100	1501.99	III	40	2442.14	II
2200	3003.63	I	45	4786.54	I	60	1502.30	IV	28	2442.68	II
3700	3012.00	I	45	4855.41	I	80	1513.81	III	65	2451.87	II
1700	3037.94	I	40	4904.41	I	60	1524.36	IV	65	2453.95	II
3500	3050.82	I	45	4980.16	I	100	1524.91	III	100	2456.99	III
1500	3054.32	I	45	4984.13	I	100	1590.21	III	55	2458.09	II
1900	3057.64	I	50	5017.59	I	80	1598.86	III	65	2462.89	I
500	3064.62	I	100	5035.37	I	80	1604.72	III	80	2468.72	III
2600	3101.55	I	100	5080.52	I	80	1639.51	III	80	2475.87	III
1300	3101.88	I	65	5081.11	I	100	1682.77	III	110	2477.38	II
2900	3134.11	I	40 h	5146.48	I	100	1705.44	III	65	2478.29	II
1100	3232.96	I	40 h	5155.76	I	100	1707.14	III	65	2479.94	II
600	3243.06	I	180	5476.91	I	100	1758.33	V	35	2483.88	II
660	3315.66	I	23	5709.56	I	100	1877.34	V	100	2499.73	III
2000	3331.88	II	16	5754.68	I	100	1892.92	III	110	2511.00	II
2900	3369.57	I	10	5857.76	I	60	1922.41	IV	110	2521.40	II
3300	3380.57	I	10	5892.88	I	100	1938.84	III	390	2544.80	II
1300	3391.05	I	10	6108.12	I	60	1978.22	IV	100	2545.64	III
3300	3392.99	I	10	6176.81	I	3300	2029.32	II	110	2551.38	II
8200	3414.76	I	10	6191.18	I	65	2032.53	IV	130	2556.94	II
1600	3423.71	I	13	6256.36	I	3000	2032.99	II	80	2557.94	III
2600	3433.56	I	16	6643.64	I	2000	2109.42	II	130	2562.41	II
990	3437.28	I	22	6767.77	I	1700	2125.21	II	110	2571.33	II
4800	3446.26	I	10	6914.56	I	1100	2126.54	II	390	2583.99	II
1300	3452.89	I	26	7122.20	I	80 h	2130.24	III	390	2590.94	II
5000	3458.47	I	16	7393.60	I	1500	2131.18	II	80	2598.86	III
5000	3461.65	I	16	7409.35	I	80	2273.92	III	80	2633.17	III
1600	3472.54	I	23	7422.28	I	100	2275.23	III	200	2642.24	II
550	3483.77	I	13	7522.76	I	80	2279.36	III	320	2646.26	II
5500	3492.96	I	19	7555.60	I	100	2281.51	III	330	2647.50	I
660	3500.85	I	23	7617.00	I	80	2284.40	III	330	2654.45	I
2600	3510.34	I	16	7714.32	I	100	2290.36	III	310	2656.08	II
6600	3515.05	I	19	7727.61	I	370	2295.68	II	80	2657.99	III
660	3519.77	I	19	7748.89	I	280	2302.08	II	110	2665.25	II
8200	3524.54	I	10	7788.94	I	100	2313.30	III	110	2666.59	II
5000	3566.37	I	13	7797.59	I	100	2338.09	III	110	2667.30	II
990	3571.87	I	1000	8096.75	II	80	2344.12	III	400	2671.93	II
1300	3597.70	I	700	8121.48	II	90	2349.21	III	200	2673.57	II
1300	3610.46	I	9	8862.55	I	80	2355.54	III	200	2675.94	II

Atomic	Intensity Wavelength/Å			Intensity Wavelength/Å			Intensity Wavelength/Å			Intensity Wavelength/Å		
	Intensity	Wavelength/Å		Intensity	Wavelength/Å		Intensity	Wavelength/Å		Intensity	Wavelength/Å	
	160	2691.77	II	80	3142.26	III	500	3584.97	I	350	4143.21	I
	1000	2697.06	II	390	3145.40	II	750	3589.11	I	870	4150.12	I
	320	2698.86	II	1200	3163.40	II	500	3589.36	I	4400	4152.58	I
	320	2702.20	II	150	3175.78	II	500	3593.97	I	870	4163.47	I
	150	2702.52	II	390	3180.29	II	500	3602.56	I	4400	4163.66	I
	470	2716.62	II	300	3191.10	II	300	3619.51	II	4000	4164.66	I
	470	2721.98	II	150	3191.43	II	420	3649.85	I	3500	4168.13	I
	310	2733.26	II	1000	3194.98	II	400	3651.19	II	310	4184.44	I
	110	2737.09	II	120	3203.35	II	200	3659.61	II	1200	4190.88	I
	240	2768.13	II	300	3206.34	II	630	3660.37	I	870	4192.07	I
	310	2773.20	I	390	3215.60	II	900	3664.70	I	870	4195.09	I
	270	2780.24	II	800	3225.48	II	1500	3697.85	I	1300	4195.66	I
	110	2793.05	II	140	3229.56	II	330	3711.34	I	310	4198.51	I
	190	2827.08	II	400	3236.40	II	3300	3713.01	I	350	4201.52	I
	250	2841.15	II	200	3247.47	II	480	3716.99	I	870	4205.31	I
	280	2842.65	II	120	3248.94	II	2700	3726.24	I	350	4214.73	I
	160	2846.28	II	320	3254.07	II	2700	3739.80	I	420	4217.94	I
	240	2861.09	II	230	3260.56	II	670	3740.73	II	420	4229.15	I
	100	2865.61	II	160	3263.37	II	1700	3742.39	I	770	4262.05	I
	500	2868.52	II	200	3283.46	II	530	3763.49	I	420	4266.02	I
	800	2875.39	II	160	3292.02	II	350	3765.08	I	400	4286.99	I
	270	2876.95	II	320	3296.01	I	530	3771.85	I	580	4299.60	I
	530	2877.03	II	400	3312.60	I	870	3781.01	I	580	4300.99	I
	100	2880.72	II	120	3319.58	II	1700	3787.06	I	390	4311.27	I
	570	2883.18	II	130	3341.60	II	1300	3790.15	I	350	4326.33	I
	280	2888.83	II	1300	3341.97	I	3500	3791.21	I	390	4331.37	I
	470	2897.81	II	1300	3343.71	I	2700	3798.12	I	330	4410.21	I
	400	2899.24	II	1700	3349.06	I	2700	3802.92	I	150	4503.04	I
	470	2908.24	II	420	3349.52	I	670	3803.88	I	530	4523.41	I
	670	2910.59	II	340	3354.74	I	530	3804.74	I	480	4546.82	I
	470	2911.74	II	1700	3358.42	I	670	3810.49	I	370	4564.53	I
	1100	2927.81	II	130	3365.58	II	530	3811.03	I	720	4573.08	I
	110	2931.47	II	340	3366.96	I	530	3815.51	I	480	4581.62	I
	870	2941.54	II	130	3369.16	II	210	3818.86	II	1200	4606.77	I
	110 h	2945.88	II	350	3374.92	I	670	3824.88	I	170	4616.17	I
	110	2946.12	II	170	3386.24	II	350	3835.18	I	450	4630.11	I
	110	2946.90	II	350	3392.34	I	350	3863.38	I	450	4648.95	I
	1100	2950.88	II	230	3408.68	II	530	3877.56	I	450	4663.83	I
	400	2972.57	II	180	3409.19	II	870	3878.82	I	340	4666.24	I
	320	2974.10	II	230	3412.94	II	670	3883.14	I	240	4667.22	I
	210	2977.68	II	230	3425.42	II	1100	3885.44	I	580	4672.09	I
	200	2982.11	II	230	3426.57	II	670	3885.68	I	530	4675.37	I
	330	2990.26	II	180	3432.70	II	580	3891.30	I	320	4685.14	I
	470	2994.73	II	180	3440.59	II	670	3914.70	I	130 c	4706.14	I
	80	3001.84	III	200	3479.56	II	530	3920.20	I	260	4708.29	I
	140	3024.74	II	100	3484.05	II	670	3937.44	I	150	4713.50	I
	350	3028.44	II	500	3498.63	I	520	3943.67	I	220 c	4749.70	I
	300	3032.77	II	460	3507.96	I	910 d	3966.09	I	130 c	4967.78	I
	100	3044.76	II	200	3510.26	II	1100	4032.52	I	190	4988.97	I
	100	3055.52	II	200	3515.42	II	16000 c	4058.94	I	230	5017.75	I
	220	3064.53	II	200	3517.67	II	350	4060.79	I	150	5026.36	I
	110	3069.68	II	2000	3535.30	I	12000	4079.73	I	210	5039.04	I
	100	3070.90	II	1300	3537.48	I	440	4100.40	I	170	5058.01	I
	110	3071.56	II	250	3540.96	II	6700	4100.92	I	130	5065.25	I
	100	3073.24	II	500	3544.02	I	310	4116.90	I	750	5078.96	I
	400	3076.87	II	300	3550.45	I	5300	4123.81	I	420	5095.30	I
	110	3080.35	II	1000	3554.66	I	670	4129.43	I	170	5100.16	I
	1800	3094.18	II	630	3563.50	I	770	4129.93	I	170	5120.30	I
	140	3099.19	II	630	3563.62	I	2300	4137.10	I	210	5134.75	I
	270	3127.53	II	1500	3575.85	I	440	4139.44	I	250	5160.33	I
	1500	3130.79	II	5000	3580.27	I	2700	4139.71	I	250	5164.38	I

Intensity	Wavelength/Å		Intensity	Wavelength/Å		Intensity	Wavelength/Å		Intensity	Wavelength/Å	
230	5180.31	I	600 w	234.25	IV	360	644.837	II	115	1098.095	I
190	5189.20	I	550	236.07	IV	450	645.178	II	115	1098.260	I
170	5193.08	I	500	237.99	IV	140	647.50	I	105	1100.360	I
150	5195.84	I	500 w	238.7	IV	360	660.286	II	40	1100.465	I
150	5232.81	I	600	238.80	IV	170	671.016	II	90	1101.291	I
150 d	5251.62	I	500 w	239.62	IV	285	671.386	II	360	1134.165	I
270	5271.53	I	900	247.20	IV	150	671.630	II	385	1134.415	I
130 c	5276.20	I	90	247.561	V	160	671.773	II	410	1134.980	I
250	5318.60	I	120	247.706	V	170	672.001	II	105	1143.65	I
460	5344.17	I	500 w	248.43	IV	500	684.996	III	130	1163.884	I
340	5350.74	I	500 w	248.46	IV	570	685.513	III	60	1164.206	I
110	5437.27	I	500 w	248.48	IV	650	685.816	III	105	1164.325	I
85	5551.35	I	500	257.95	III	500	686.335	III	270	1167.448	I
170	5642.11	I	650	258.50	III	350	692.70	I	105	1168.334	I
130	5664.71	I	700	259.19	III	90	713.518	V	60	1168.417	I
170	5665.63	I	800	260.09	III	150	713.860	V	195	1168.536	I
130	5729.19	I	600	260.45	IV	285	746.984	II	230	1176.510	I
110	5760.34	I	800	261.28	III	150	748.195	V	105	1176.630	I
110	5819.43	I	500	262.91	III	200	748.291	V	195	1177.695	I
130 d	5838.64	I	500	265.23	III	500	763.336	III	500	1183.031	III
190 cw	5900.62	I	500	265.27	III	570	764.359	III	570	1184.550	III
150	5983.22	I	150	266.196	V	570	765.148	IV	90	1188.01	IV
75	6221.96	I	200	266.379	V	250	771.544	III	410	1199.550	I
85 c	6430.46	I	500	268.70	III	300	771.901	III	385	1200.223	I
65	6544.61	I	650	270.99	IV	350	772.385	III	360	1200.710	I
210 cw	6660.84	I	250	283.42	IV	200	772.891	III	175	1225.026	I
150 cw	6677.33	I	300	283.48	IV	150	772.975	III	160	1225.37	I
130 c	6723.62	I	350	283.58	IV	650	775.965	II	130	1228.41	I
85	6828.11	I	600	285.56	IV	90	885.67	I	160	1228.79	I
85	6990.32	I	600 w	297.7	IV	90	909.697	I	1000	1238.821	V
190 c	7046.81	I	700	297.82	IV	80	910.278	I	900	1242.804	V
130	7159.43	I	650	300.32	IV	40	910.645	I	360	1243.179	I
190 cw	7372.50	I	90	303.123	IV	450	915.612	II	315	1243.306	I
65	7515.93	I	500	303.28	IV	450	915.962	II	290	1310.540	I
170 c	7574.58	I	150	314.715	III	550	916.012	II	250	1310.95	I
75 c	7726.68	I	200	314.850	III	650	916.701	II	230	1319.00	I
35	7885.31	I	90	314.877	III	520	921.992	IV	315	1319.68	I
40	8135.20	I	150	315.053	IV	500	922.519	IV	115	1326.57	I
29 cw	8320.93	I	120	322.503	IV	480	923.057	IV	115	1327.92	I
29	8346.08	I	150	322.570	IV	520	924.283	IV	150	1387.371	III
35	8905.78	I	200	322.724	IV	90	953.415	I	360	1411.94	I
<i>Nitrogen N Z = 7</i>			120	323.175	IV	100	953.655	I	700	1492.625	I
400	181.75	IV	600	323.26	III	130	953.970	I	490	1492.820	I
52	186.069	V	300	335.050	IV	1000	955.335	IV	640	1494.675	I
62	186.153	V	500	338.35	III	130	963.990	I	90	1549.336	V
400	191.7	IV	500	340.20	III	115	964.626	I	200 l	1616.33	V
400	192.9	IV	500 w	351.93	IV	70	965.041	I	350 l	1619.69	V
500	196.87	IV	500	351.98	III	650	979.842	III	1000	1718.55	IV
500	197.23	IV	700	353.06	IV	700	979.919	III	250	1729.945	III
500	202.60	IV	120	362.833	III	900	989.790	III	775	1742.729	I
500	205.94	IV	150	362.881	III	700	991.514	III	700	1745.252	I
500	205.97	IV	150	362.946	III	1000	991.579	III	570	1747.848	III
500	206.03	IV	90	362.985	III	150 w	1036.16	IV	350	1751.218	III
90	209.303	V	300	374.204	III	90	1067.614	I	650	1751.657	III
500	217.20	IV	350	374.441	III	60	1068.612	I	150	1804.486	III
500 d	217.90	IV	500	387.48	III	90	1078.71	IV	200	1805.669	III
500 d	223.4	IV	500	420.77	IV	450	1083.990	II	150	1846.42	III
800 w	225.12	IV	250	451.869	III	600	1084.580	II	90 w	1860.37	V
800	225.21	IV	300	452.226	III	430	1085.546	II	350	1885.06	III
600 w	234.12	IV	650	463.74	IV	650	1085.701	II	400	1885.22	III
600 w	234.20	IV	285	644.634	II	175	1097.237	I	200	1907.99	III

Atomic	Intensity Wavelength/Å			Intensity Wavelength/Å			Intensity Wavelength/Å			Intensity Wavelength/Å		
	Intensity	Wavelength/Å		Intensity	Wavelength/Å		Intensity	Wavelength/Å		Intensity	Wavelength/Å	
	150	1919.55	III	360	3919.00	II	185	5281.20	I	450	7762.24	II
	150	1919.77	III	90	3938.52	III	140	5292.68	I	400	8184.87	I
	300	1920.65	III	450	3955.85	II	90	5314.35	III	400	8188.02	I
	150	1920.84	III	1000	3995.00	II	200	5320.82	III	250	8200.36	I
	200	1921.30	III	150	3998.63	III	150	5327.18	III	300	8210.72	I
	200	2064.01	III	200	4003.58	III	450	5495.67	II	570	8216.34	I
	250	2064.42	III	360	4035.08	II	285	5535.36	II	400	8223.14	I
	120	2068.68	III	550	4041.31	II	650	5666.63	II	400	8242.39	I
	90	2071.09	III	360	4043.53	II	550	5676.02	II	550	8438.74	II
	90	2080.34	IV	150	4057.76	IV	870	5679.56	II	500	8567.74	I
	160	2095.53	II	250	4097.33	III	450	5686.21	II	570	8594.00	I
	70	2096.20	II	140	4099.94	I	450	5710.77	II	650	8629.24	I
	110	2096.86	II	200	4103.43	III	285	5747.30	II	500	8655.89	I
	90	2117.59	III	185	4109.95	I	700	5752.50	I	220	8676.08	II
	90	2121.50	III	285	4176.16	II	240	5764.75	I	700	8680.28	I
	110	2130.18	II	120	4195.76	III	265	5829.54	I	650	8683.40	I
	160	2142.78	II	150	4200.10	III	235	5854.04	I	500	8686.15	I
	90	2147.31	III	285	4227.74	II	360	5927.81	II	110	8687.43	II
	200	2188.20	III	285	4236.91	II	550	5931.78	II	110 h	8699.00	II
	150	2188.38	III	220	4237.05	II	285	5940.24	II	500	8703.25	I
	160	2206.09	II	450	4241.78	II	650	5941.65	II	160 h	8710.54	II
	160	2286.69	II	90	4332.91	III	285	5952.39	II	570	8711.70	I
	110	2288.44	II	120	4345.68	III	160	5999.43	I	500	8718.83	I
	220	2316.49	II	300	4379.11	III	210	6008.47	I	250	8728.89	I
	160	2316.69	II	285	4432.74	II	285	6167.76	II	200	8747.36	I
	285	2317.05	II	650	4447.03	II	360	6379.62	II	500	9386.80	I
	90 w	2318.09	IV	90	4510.91	III	150	6380.77	IV	570	9392.79	I
	160	2461.27	II	120	4514.86	III	185	6411.65	I	250	9460.68	I
	150	2477.69	IV	360	4530.41	II	210	6420.64	I	200	9863.33	I
	110	2496.83	II	550	4601.48	II	210	6423.02	I	160 h	9865.41	II
	70	2496.97	II	350	4603.73	V	210	6428.32	I	110 h	9868.21	II
	110	2520.22	II	90	4606.33	IV	185	6437.68	I	160 h	9887.39	II
	160	2520.79	II	450	4607.16	II	235	6440.94	I	220 h	9891.09	II
	220	2522.23	II	360	4613.87	II	90	6454.11	III	160 h	9961.86	II
	110	2590.94	II	250	4619.98	V	185	6457.90	I	220 h	9969.34	II
	250	2645.65	IV	450	4621.39	II	120	6467.02	III	285 h	10023.27	II
	300	2646.18	IV	870	4630.54	II	300	6468.44	I	220 h	10035.45	II
	350	2646.96	IV	90	4634.14	III	265	6481.71	I	220 h	10065.15	II
	250 w	2682.18	III	120	4640.64	III	750	6482.05	II	160 h	10070.12	II
	90	2689.20	III	550	4643.08	II	360	6482.70	I	250	10105.13	I
	160	2709.84	II	285	4788.13	II	300	6483.75	I	300	10108.89	I
	110	2799.22	II	450	4803.29	II	325	6484.80	I	350	10112.48	I
	110	2823.64	II	180	4847.38	I	160	6491.22	I	400	10114.64	I
	60 l	2859.16	V	90	4858.82	III	210	6499.54	I	110 h	10126.27	II
	160	2885.27	II	150	4867.15	III	185	6506.31	I	250	10539.57	I
	90 l	2974.52	V	285	4895.11	II	750	6610.56	II	200	12074.51	I
	150 w	2980.78	V	160	4914.94	I	185	6622.54	I	380	12186.82	I
	250 w	2981.31	V	210	4935.12	I	185	6636.94	I	225	12288.97	I
	60 w	2998.43	V	200 w	4944.56	V	235	6644.96	I	290	12328.76	I
	220	3006.83	II	160	4950.23	I	185	6646.50	I	310	12381.65	I
	90	3078.25	IV	350	4963.98	I	235	6653.46	I	180	12438.40	I
	120	3367.34	III	285	4987.37	II	210	6656.51	I	510	12461.25	I
	360	3437.15	II	450	4994.36	II	185	6722.62	I	920	12469.62	I
	90	3463.37	IV	650	5001.48	II	210	7398.64	I	500	13429.61	I
	570	3478.71	IV	360	5002.70	II	160	7406.12	I	840	13581.33	I
	500	3482.99	IV	870	5005.15	II	265	7406.24	I	180	13587.73	I
	400	3484.96	IV	550	5007.32	II	685	7423.64	I	180	13602.27	I
	90	3747.54	IV	450	5010.62	II	785	7442.29	I	290	13624.18	I
	90	3754.67	III	360	5016.39	II	900	7468.31	I	250	14757.07	I
	120	3771.05	III	360	5025.66	II	185	7608.80	I	100	14868.87	I
	285	3838.37	II	550	5045.10	II	60 w	7618.46	V	160	14966.60	I

Intensity	Wavelength/Å		Intensity	Wavelength/Å		Intensity	Wavelength/Å		Intensity	Wavelength/Å	
180	15582.27	I	960	2770.71	I	35	5203.23	I	150	202.393	V
120 s	17516.58	I	2800	2806.91	I	45	5255.82	I	110	203.78	V
100 l	17584.86	I	5100	2838.63	I	55	5265.15	I	150	203.82	V
100	17878.26	I	2300	2844.40	I	40	5298.78	I	100	203.85	V
<i>Osmium Os Z = 76</i>			1500	2850.76	I	110	5376.79	I	200	203.89	V
9600	2001.45	I	1500	2860.96	I	120	5416.34	I	100	203.94	V
13000	2003.73	I	9600	2909.06	I	45	5416.69	I	110	207.18	IV
17000	2010.15	I	2100	2912.33	I	28	5417.51	I	150	207.24	IV
29000	2018.14	I	2100	2919.79	I	55	5443.31	I	300	207.794	V
14000	2022.76	I	1100 h	2948.23	I	22	5446.93	I	150	215.040	V
14000	2028.23	I	1400	2949.53	I	22	5457.30	I	200	215.103	V
18000	2034.44	I	4400	3018.04	I	28	5470.00	I	250	215.245	V
26000	2045.36	I	1100	3030.70	I	22	5509.33	I	250	216.018	V
8600	2058.69	I	2900	3040.90	I	270	5523.53	I	520	220.352	V
13000	2061.69	I	120	3042.74	II	22	5546.82	I	80	227.372	V
7800	2067.21	II	8600	3058.66	I	80	5584.44	I	80	227.469	V
4200	2070.67	II	1100	3077.72	I	35	5620.08	I	150	227.511	V
7200	2076.95	I	3100	3156.25	I	22	5642.56	I	80	227.549	V
14000	2079.97	I	180	3173.93	II	28	5645.25	I	80	227.634	V
2900	2082.54	I	150	3213.31	II	28	5680.88	I	80	227.689	V
2900	2089.03	I	1900	3232.06	I	170	5721.93	I	150	231.823	V
2900	2089.21	I	3100	3262.29	I	22	5765.05	I	140	233.46	IV
6000	2097.60	I	3100	3267.94	I	170	5780.82	I	150	233.50	IV
5300	2100.63	I	1200	3290.26	I	40	5800.60	I	110	233.52	IV
2100	2117.66	I	7600	3301.56	I	110	5857.76	I	200	233.56	IV
4800	2117.96	I	960	3336.15	I	28	5860.64	I	110	233.60	IV
5300	2137.11	I	960	3370.59	I	65	5996.00	I	90	238.36	IV
2600	2154.59	I	620	3387.84	I	35	6227.70	I	180	238.57	IV
1300	2157.84	I	620	3401.86	I	22	6269.41	I	110	248.459	V
1200	2158.53	I	620	3504.66	I	22	6403.15	I	110	252.56	IV
3100	2166.90	I	1200	3528.60	I	27	6729.56	I	110	252.95	IV
1100	2167.75	I	1200	3560.86	I	22	7145.54	I	150	253.08	IV
2100	2171.65	I	620	3598.11	I	26	7602.95	I	300	260.39	IV
1100	2234.61	I	95	3604.48	II	7	8041.29	I	250	260.56	IV
1300	2252.15	I	480	3670.89	I	<i>Oxygen O Z = 8</i>			80 d	264.34	III
2000	2255.85	II	3700	3752.52	I	80	124.616	V	110	264.48	III
1400	2264.60	I	2100	3782.20	I	110	135.523	V	110	266.97	III
1400	2282.26	II	730	3876.77	I	80	138.109	V	150	266.98	III
500	2367.35	II	1000	3963.63	I	110	139.029	V	150	267.03	III
2600	2377.03	I	730	3977.23	I	80	151.447	V	150	277.38	III
1700	2387.29	I	960	4066.69	I	80	151.477	V	300	279.63	IV
1100	2395.88	I	1200	4112.02	I	110	151.546	V	375	279.94	IV
200	2423.07	II	2500	4135.78	I	150	151.546	V	110	285.71	IV
1400	2424.97	I	1200	4173.23	I	80	164.574	V	150	285.84	IV
110	2454.91	II	1200	4211.86	I	110	164.657	V	110	286.448	V
1800	2461.42	I	4900	4260.85	I	80	164.709	V	80	295.62	III
110	2468.90	II	560	4293.95	I	80	166.235	V	110	295.66	III
530	2486.24	II	560	4311.40	I	150	167.99	V	120	295.72	III
4500	2488.55	I	4900	4420.47	I	110	170.219	V	150	303.41	III
2600	2498.41	I	540	4550.41	I	450	172.169	V	150	303.46	III
2400	2513.25	I	670	4793.99	I	250	185.745	V	140	303.52	III
780	2538.00	II	55	5031.83	I	375	192.751	V	160	303.62	III
1000	2542.51	I	45	5039.12	I	450	192.799	V	160	303.69	III
1000	2590.76	I	35	5072.88	I	520	192.906	V	250	303.80	III
1800	2613.06	I	35	5074.77	I	80	193.003	V	200	305.60	III
3800	2637.13	I	35	5079.09	I	200	194.593	V	250	305.66	III
1900	2644.11	I	90	5103.50	I	150	195.86	IV	190	305.70	III
1900	2658.60	I	55	5110.81	I	200	196.01	IV	300	305.77	III
2100	2689.82	I	140	5149.74	I	80	202.161	V	190	305.84	III
3000	2714.64	I	40	5193.52	I	80	202.224	V	200	306.62	IV
1300	2720.04	I	270	5202.63	I	80	202.283	V	150	306.88	IV
						80	202.334	V			

Intensity	Wavelength/Å		Intensity	Wavelength/Å		Intensity	Wavelength/Å		Intensity	Wavelength/Å	
450	320.979	III	775	760.445	V	220	1763.22	III	775	2789.85	V
300	328.45	III	640	761.128	V	220	1764.48	III	160	2836.26	IV
250	328.74	III	700	762.003	V	750	1767.78	III	160	2921.45	IV
300	345.31	III	70	770.793	I	550	1768.24	III	200	2941.33	V
110	355.14	III	90	771.056	I	360	1771.67	III	210	2941.65	V
90	355.33	III	520	774.518	V	110	1773.00	III	80	2959.68	III
80	355.47	III	70	775.321	I	110	1773.85	III	265	2972.29	I
200	359.02	III	200	779.734	IV	220	1779.16	III	250	2983.78	III
190	359.22	III	315	779.821	IV	160	1781.03	III	80	3017.63	III
150	359.38	III	360	779.912	IV	160	1784.85	III	80	3023.45	III
210	373.80	III	200	779.997	IV	220	1789.66	III	80	3043.02	III
200	374.00	III	640	787.711	IV	110	1848.26	III	200	3047.13	III
300	374.08	III	520	790.109	IV	110	1856.62	III	110	3059.30	III
190	374.16	III	700	790.199	IV	285	1872.78	III	460	3063.42	IV
200	374.33	III	70	791.973	I	285	1872.87	III	410	3071.61	IV
210	374.44	III	300	796.66	II	285	1874.94	III	80	3121.71	III
450	395.558	III	200	802.200	IV	160	1920.04	III	160	3122.62	II
300	434.98	III	160	802.255	IV	110	1920.75	III	220	3129.44	II
800	507.391	III	90	804.267	I	110	1921.52	III	110	3132.86	III
900	507.683	III	70	804.848	I	220	1923.49	III	450	3134.82	III
1000	508.182	III	70	805.295	I	110	1923.82	III	285	3138.44	II
1000	525.795	III	80	805.810	I	110	1926.94	III	160	3144.66	V
250	537.83	II	240	832.762	II	360	2013.27	III	160	3209.66	IV
300	538.26	II	600	832.927	III	160	2026.96	III	80	3238.57	III
220	539.09	II	450	833.332	II	220	2045.67	III	200	3260.98	III
200	539.55	II	780	833.742	III	160	2052.74	III	300	3265.46	III
150	539.85	II	600	834.467	II	30 d	2283.42	II	80	3267.31	III
700	553.330	IV	600	835.096	III	30 d	2284.89	II	220	3270.98	II
775	554.075	IV	800	835.292	III	110	2293.32	II	220	3273.52	II
850	554.514	IV	40	877.879	I	200	2300.35	II	220	3277.69	II
700	555.261	IV	130	921.296	IV	30 d	2313.05	II	360	3287.59	II
700	597.818	III	160	921.366	IV	30 d	2316.12	II	160	3305.15	II
1000	599.598	III	80	922.008	I	30 d	2316.79	II	160	3306.60	II
580	608.398	IV	200	923.367	IV	50 d	2319.68	II	80	3312.30	III
110	609.70	III	130	923.433	IV	30 d	2322.15	II	110	3340.74	III
640	609.829	IV	90	935.193	I	30 d	2339.31	II	230	3348.08	IV
160	610.04	III	40	948.686	I	200 d	2390.44	III	270	3349.11	IV
200	610.75	III	90	971.738	I	80	2394.33	III	160	3354.27	IV
100	610.85	III	40	976.448	I	110	2411.60	II	200	3375.40	IV
270	616.952	IV	160	988.773	I	80	2422.84	III	220	3377.20	II
150	617.005	IV	40	990.204	I	80	2425.55	II	130	3378.06	IV
200	617.036	IV	250	1025.762	I	250	2433.56	II	360	3381.20	IV
520	624.617	IV	90	1027.431	I	80 d	2436.06	II	360	3385.52	IV
580	625.130	IV	160	1039.230	I	80 d	2438.83	III	285	3390.25	II
640	625.852	IV	60	1040.942	I	80	2444.26	II	270	3396.79	IV
1000	629.730	V	40	1152.152	I	300	2445.55	II	360	3403.52	IV
150	644.148	II	900	1302.168	I	200	2449.372	IV	220	3407.38	II
200	672.95	II	600	1304.858	I	200	2450.040	IV	230	3409.66	IV
150	673.77	II	300	1306.029	I	200	2454.99	III	160	3409.84	II
230	681.272	V	200	1338.612	IV	200	2493.44	IV	410	3411.69	IV
70	685.544	I	130	1342.992	IV	200	2493.77	IV	230	3413.64	IV
800	702.332	III	230	1343.512	IV	200	2507.73	IV	80	3444.10	III
800	702.822	III	640	1371.292	V	230	2509.19	IV	80	3455.12	III
900	702.899	III	160	1476.89	III	200	2517.2	IV	285	3470.81	II
1000	703.850	III	160 w	1506.72	V	200	2558.06	III	200	3489.83	IV
900	718.484	II	285	1590.01	III	80	2687.53	III	160	3492.24	IV
600	718.562	II	160	1591.33	III	110	2695.49	III	230	3560.39	IV
70	744.794	I	315 w	1643.68	V	300	2733.34	II	270	3563.33	IV
700	758.678	V	160	1707.996	V	110	2747.46	II	80	3698.70	III
640	759.441	V	220	1760.12	III	1000	2781.01	V	80	3702.75	III
580	760.228	V	110	1760.42	III	920	2786.99	V	80	3703.37	III

Intensity	Wavelength/Å		Intensity	Wavelength/Å		Intensity	Wavelength/Å		Intensity	Wavelength/Å	
110	3707.24	III	50	4469.41	II	235	7947.55	I	540	11297.68	I
220	3712.75	II	360	4590.97	II	210	7950.80	I	590	11302.38	I
110	3715.08	III	285	4596.17	II	185	7952.16	I	265	11358.69	I
315 w	3725.93	IV	80 d	4609.39	II	110	7981.94	I	490	12464.02	I
285	3727.33	II	160	4638.85	II	135	7982.40	I	450	12570.04	I
360	3729.03	IV	360	4641.81	II	190	7986.98	I	120	12990.77	I
410	3736.85	IV	450	4649.14	II	135	7987.33	I	160	13076.91	I
160	3739.92	II	160	4650.84	II	250	7995.07	I	700	13163.89	I
110	3744.00	III	360	4661.64	II	400	8221.82	I	750	13164.85	I
230	3744.89	IV	285	4676.23	II	265	8227.65	I	640	13165.11	I
360	3749.49	II	220	4699.21	II	265	8230.02	I	160	16212.06	I
150	3754.67	III	285	4705.36	II	325	8233.00	I	120	17966.70	I
80	3757.21	III	160	4924.60	II	120	8235.35	I	590	18021.21	I
250	3759.87	III	230 w	4930.27	V	120	8426.16	I	120	18041.48	I
110	3791.26	III	220	4943.06	II	810	8446.25	I	120	18042.19	I
160	3803.14	II	135	5329.10	I	1000	8446.36	I	120	18046.23	I
120	3823.41	I	160	5329.68	I	935	8446.76	I	140	18229.23	I
450	3911.96	II	190	5330.74	I	325	8820.43	I	540	18243.63	I
160	3919.29	II	90	5435.18	I	160 d	9057.01	I	140	26173.56	I
185	3947.29	I	110	5435.78	I	120	9118.29	I	<i>Palladium Pd Z = 46</i>		
160	3947.48	I	135	5436.86	I	80	9134.71	I	200	705.49	III
140	3947.59	I	120	5577.34	I	80	9150.14	I	200	727.72	III
220	3954.37	II	110	5592.37	III	80	9151.48	I	500	763.06	III
100	3954.61	I	130	5597.91	V	235	9156.01	I	500	766.42	III
200	3961.59	III	160	5958.39	I	450	9260.81	I	2000	781.02	III
450	3973.26	II	190	5958.58	I	490	9260.84	I	500	794.08	III
220	3982.20	II	80	5995.28	I	450	9260.94	I	500	797.52	III
160	4069.90	II	160	6046.23	I	400	9262.58	I	500	800.03	III
285	4072.16	II	190	6046.44	I	540	9262.67	I	500	800.10	III
450	4075.87	II	110	6046.49	I	590	9262.77	I	500	803.67	III
80 d	4083.91	II	100	6106.27	I	490	9265.94	I	500	825.35	III
50 d	4087.14	II	400	6155.98	I	640	9266.01	I	500	840.58	III
150 d	4089.27	II	450	6156.77	I	185	9399.19	I	500	856.47	III
110	4097.24	II	490	6158.18	I	120	9481.16	I	500	864.04	III
220	4105.00	II	80	6256.83	I	120 d	9482.88	I	500	880.59	III
285	4119.22	II	100	6261.55	I	235	9487.43	I	500	888.84	III
100	4123.99	V	100	6366.34	I	140	9492.71	I	1000	889.29	III
160	4132.81	II	100	6374.32	I	265	9497.97	I	300	1596.89	III
50	4146.06	II	320	6453.60	I	160	9499.30	I	500	1741.62	III
220	4153.30	II	360	6454.44	I	235	9505.59	I	4000	1782.55	III
285	4185.46	II	400	6455.98	I	210	9521.96	I	400	1843.49	III
450	4189.79	II	130	6500.24	V	120	9523.36	I	1500	1851.59	III
80	4233.27	I	80	6604.91	I	120	9523.96	I	2000	1852.27	III
50 d	4253.74	II	100	6653.83	I	100	9528.28	I	1000	1859.21	III
50 d	4253.98	II	360	7001.92	I	100	9622.13	I	1500	1874.63	III
50 d	4275.47	II	450	7002.23	I	120	9625.29	I	2000	1885.83	III
50 d	4303.78	II	210	7156.70	I	160	9677.38	I	1000	1887.40	III
285	4317.14	II	400	7254.15	I	80	9694.66	I	1500	1891.34	III
160	4336.86	II	450	7254.45	I	65	9694.91	I	4000	1914.62	III
220	4345.56	II	320	7254.53	I	235	9741.50	I	1000	1930.33	III
285	4349.43	II	210	7476.44	I	235	9760.65	I	2000	1941.64	III
220	4366.90	II	100	7477.24	I	120	9909.05	I	800	2002.16	III
100	4368.25	I	120	7479.08	I	140	9936.98	I	1000	2004.47	III
220	4395.95	II	120	7480.67	I	120	9940.41	I	500	2055.11	III
450	4414.91	II	100	7706.75	I	160	9995.31	I	500	2149.82	III
285	4416.98	II	870	7771.94	I	120 d	10421.18	I	500	2177.55	III
160	4448.21	II	810	7774.17	I	590	11286.34	I	500	2177.63	III
160	4452.38	II	750	7775.39	I	640	11286.91	I	100 r	2231.59	II
50	4465.45	II	80	7886.27	I	490	11287.02	I	200 r	2296.53	II
50 d	4466.28	II	100	7943.15	I	490	11287.32	I	100	2426.87	II
50	4467.83	II	100	7947.17	I	490	11295.10	I	100	2430.94	II

Intensity	Wavelength/Å		Intensity	Wavelength/Å		Intensity	Wavelength/Å		Intensity	Wavelength/Å	
100	2433.11	II	45	7915.80	I	25	1379.429	I	700	3175.09	V
100	2435.32	II	55	8132.82	I	25	1381.469	I	520	3204.04	V
150	2446.17	II	45	8300.83	I	15	1381.637	I	300	3219.307	III
1100	2447.91	I	65	8761.35	I	500	1484.507	IV	400	3233.602	III
100	2457.29	II	<i>Phosphorus P Z = 15</i>			400	1487.788	IV	650	3347.736	IV
150	2469.29	II	250	328.78	V	350	1502.228	III	570	3364.467	IV
100	2471.18	II	150	359.899	IV	80	1532.51	II	400	3371.122	IV
1700	2476.42	I	500	388.318	IV	120	1535.90	II	300	3957.641	III
250	2486.52	II	250	389.50	V	450	1610.50	V	350	3978.307	III
300	2488.92	II	300	390.70	V	150	1618.632	III	400	4059.312	III
200	2498.81	II	300	445.158	IV	200	1618.907	III	300	4080.084	III
150	2505.73	II	375	475.60	V	140	1671.070	I	500	4222.195	III
150	2551.84	II	120	498.180	III	100	1671.510	I	350	4246.720	III
150	2565.51	II	520	542.57	V	180	1671.680	I	400	4420.71	II
100	2569.56	II	600	544.92	V	140	1672.035	I	250	4479.776	III
150	2658.75	II	200	569.853	III	140	1672.474	I	250	4540.288	IV
1900	2763.09	I	200	581.831	III	600	1674.591	I	250	4541.112	IV
150 h	2776.85	II	350	629.008	IV	600	1679.695	I	500	4588.04	II
100 h	2787.92	II	400	629.914	IV	140	1685.976	I	500	4589.86	II
200	2854.59	II	500	631.779	IV	100	1694.028	I	600	4602.08	II
100 h	2871.37	II	450	673.90	V	100	1694.486	I	300	4626.70	II
100 h	2878.01	II	10	810.24	II	100	1706.376	I	300	4658.31	II
520	2922.49	I	650	823.179	IV	100	1707.553	I	500	4943.53	II
650	3002.65	I	700	824.730	IV	600	1774.951	I	300	4954.39	II
1500	3027.91	I	800	827.932	IV	500	1782.838	I	300	4969.71	II
1100	3065.31	I	300	847.669	III	400	1787.656	I	100	5079.381	I
2600	3114.04	I	350	855.624	III	140	1834.801	I	100	5098.221	I
11000	3242.70	I	500	859.652	III	140	1847.165	I	100	5100.974	I
2700	3251.64	I	10	865.44	II	100	1849.820	I	140	5109.628	I
3500	3258.78	I	450	865.45	V	140	1851.194	I	140	5154.844	I
3600	3302.13	I	600	871.39	V	100	1852.069	I	180	5162.290	I
5000	3373.00	I	700	877.476	IV	500	1858.886	I	300	5253.52	II
24000	3404.58	I	300	913.971	III	400	1859.393	I	140	5293.539	I
13000	3421.24	I	300	917.120	III	140	1864.348	I	400	5296.13	II
5000	3433.45	I	350	918.665	III	650	1888.523	IV	250	5316.07	II
6400	3441.40	I	1000	950.655	IV	180	1905.481	I	300	5344.75	II
7700	3460.77	I	250	1003.598	III	140	1906.403	I	180	5345.851	I
10000	3481.15	I	570	1025.563	IV	280	1907.665	I	100	5364.631	I
2000	3489.77	I	500	1028.096	IV	280	2023.489	I	250	5378.20	II
12000	3516.94	I	570	1030.517	IV	180	2024.516	I	300	5386.88	II
12000	3553.08	I	500	1033.111	IV	400	2032.432	I	400	5425.91	II
4500	3571.16	I	500	1035.517	IV	400	2033.477	I	100	5428.094	I
20000	3609.55	I	900	1117.98	V	400	2135.465	I	400	5450.74	II
20000	3634.70	I	570	1118.551	IV	400	2136.182	I	140	5458.305	I
5500	3690.34	I	700	1128.01	V	400	2149.145	I	180	5477.672	I
1400	3718.91	I	20	1249.82	II	280	2152.940	I	140	5477.860	I
1500	3799.19	I	20	1301.87	II	500	2154.080	I	140	5478.267	I
1500	3832.29	I	20	1304.47	II	180	2235.732	I	100	5514.774	I
2200	3894.20	I	15	1304.68	II	450	2440.93	V	100	5516.997	I
1500	3958.64	I	35	1305.48	II	250	2478.256	IV	250	5588.34	II
290	4087.34	I	60	1310.70	II	750	2533.976	I	500	6024.18	II
2500	4212.95	I	500	1334.808	III	950	2535.603	I	400	6034.04	II
180	4473.59	I	650	1344.327	III	750	2553.262	I	500	6043.12	II
160	5163.84	I	300	1344.845	III	500	2554.915	I	250	6055.50	II
120	5295.63	I	500	1366.695	IV	250	2605.506	IV	150	6083.409	III
55	5542.80	I	15	1372.033	I	300	2632.713	III	350	6087.82	II
75	5670.07	I	400	1372.674	IV	400	2644.295	IV	180	6097.690	I
55 h	5695.09	I	15	1373.500	I	400	2728.770	IV	350	6165.59	II
65	6784.52	I	10	1374.732	I	500	2739.309	IV	500	6199.024	I
75	7368.12	I	15	1377.080	I	250	2739.872	IV	180	6210.499	I
120	7764.03	I	15	1377.937	I	450	2978.55	V	140	6375.681	I

Intensity	Wavelength/Å		Intensity	Wavelength/Å		Intensity	Wavelength/Å		Intensity	Wavelength/Å	
100	6388.579	I	228	15962.53	I	240	2308.04	I	70	2738.48	I
250	6435.32	II	296	16254.77	I	50	2310.96	II	70	2747.61	I
600	6459.99	II	203	16292.97	I	90	2315.50	I	80	2753.86	I
600	6503.46	II	1627	16482.92	I	220	2318.29	I	200	2754.92	I
600	6507.97	II	588	16590.07	I	100	2326.10	I	30	2769.84	I
100	6717.411	I	225	16613.05	I	170	2340.18	I	500	2771.67	I
150	6992.690	III	221	16738.68	I	280	2357.10	I	40	2773.24	I
100	7102.200	I	419	16803.39	I	180	2368.28	I	20	2774.00	I
100	7158.367	I	471	17112.48	I	50	2377.28	II	50	2774.77	II
180	7165.465	I	289	17286.91	I	130	2383.64	I	50	2793.27	I
180	7175.102	I	299	17423.67	I	40	2386.81	I	100	2794.21	II
180	7176.660	I	287	23844.97	I	120	2389.53	I	40 h	2799.98	II
200	7443.657	IV	311	29097.16	I	35	2396.17	I	140	2803.24	I
250	7845.63	II	<i>Platinum Pt Z = 78</i>			70	2401.87	I	10	2808.51	I
100	8046.801	I	30	1621.66	II	200	2403.09	I	50	2818.25	I
150	8113.528	III	30	1723.13	II	100	2418.06	I	30 h	2822.27	II
140	8278.058	I	30	1751.70	II	50	2424.87	II	1400	2830.30	I
100	8367.856	I	50 r	1777.09	II	80	2428.04	I	70	2834.71	I
140	8531.475	I	30	1781.86	II	50	2428.20	I	16	2853.11	I
140	8613.835	I	30	1879.09	II	25	2429.10	I	80 h	2860.68	II
180	8637.578	I	40	1883.05	II	180	2436.69	I	40 h	2865.05	II
400	8741.529	I	50	1889.52	II	650	2440.06	I	40 h	2875.85	II
100	8872.174	I	50	1911.70	II	60	2450.97	I	100 h	2877.52	II
180	9175.819	I	30	1929.25	II	440	2467.44	I	25	2888.20	I
950	9193.85	I	30	1929.68	II	35	2471.01	I	25	2893.22	I
600	9278.88	I	30	1939.80	II	1000	2487.17	I	600	2893.86	I
1250	9304.94	I	30	1949.90	II	25	2488.74	II	300	2897.87	I
500	9323.50	I	30	1983.74	II	200	2490.12	I	60	2905.90	I
950	9435.069	I	40	2014.93	II	160	2495.82	I	120	2912.26	I
950	9441.86	I	3200	2030.63	I	240	2498.50	I	120	2913.54	I
600	9452.83	I	4400	2032.41	I	50	2505.93	I	70	2919.34	I
1250	9493.56	I	100	2036.46	II	120	2508.50	I	30	2921.38	I
1700	9525.73	I	40	2041.57	II	50	2514.07	I	1700	2929.79	I
1500	9545.18	I	5500	2049.37	I	60	2515.03	I	30	2942.76	I
280	9556.81	I	1500	2067.50	I	240	2515.58	I	30	2944.75	I
1700	9563.439	I	3000	2084.59	I	140	2524.30	I	25	2959.10	I
280	9593.50	I	1000	2103.33	I	40	2529.41	I	60	2960.75	I
750	9609.04	I	30	2115.57	II	50	2536.49	I	1800	2997.97	I
400	9638.939	I	950	2128.61	I	160	2539.20	I	35	3001.17	II
500	9676.24	I	30	2130.69	II	18	2549.46	I	220	3002.27	I
180	9706.533	I	1900	2144.23	I	50	2552.25	I	30	3017.88	I
1500	9734.750	I	100	2144.24	II	50	2596.00	I	30 h	3031.22	II
280	9736.680	I	600	2165.17	I	70	2603.14	I	130	3036.45	I
1500	9750.77	I	1500	2174.67	I	30	2616.76	II	800	3042.64	I
600	9790.21	I	30	2190.32	II	50	2619.57	I	3200	3064.71	I
1700	9796.85	I	400	2202.22	I	30	2625.34	II	30	3071.94	I
280	9834.80	I	50 h	2202.58	II	1100	2628.03	I	130	3100.04	I
400	9903.68	I	320	2222.61	I	130	2639.35	I	320	3139.39	I
280	9976.67	I	50 h	2233.11	II	1000	2646.89	I	140	3156.56	I
229	10084.27	I	30 h	2240.99	II	500	2650.86	I	120	3200.71	I
458	10511.58	I	100	2245.52	II	20	2658.17	I	320	3204.04	I
962	10529.52	I	150	2249.30	I	2800	2659.45	I	30	3230.29	I
1235	10581.57	I	30	2251.52	II	40	2674.57	I	20	3233.42	I
415	10596.90	I	30 h	2251.92	II	440	2677.15	I	20	3250.36	I
435	10681.40	I	190	2268.84	I	200	2698.43	I	40	3251.98	I
265	10813.13	I	30 h	2271.72	II	2000	2702.40	I	160	3255.92	I
764	11183.23	I	280	2274.38	I	1600	2705.89	I	25	3268.42	I
402	11186.75	I	50 h	2287.50	II	60	2713.13	I	25	3281.97	I
479	14241.64	I	30	2288.20	II	1300	2719.04	I	120	3290.22	I
256	14307.83	I	150	2289.27	I	130	2729.92	I	500	3301.86	I
714	15711.52	I	150	2292.40	I	1800	2733.96	I	60	3315.05	I

Intensity	Wavelength/Å		Intensity	Wavelength/Å		Intensity	Wavelength/Å		Intensity	Wavelength/Å	
35	3323.80	I	10000	7068.90	I	250	388.92	IV	10	514.94	III
340	3408.13	I	10000	8691.94	I	250	389.07	IV	50	520.61	III
35	3427.93	I	3000	9533.07	I	250	389.07	V	250	523.00	IV
60	3483.43	I	3000	12144.46	I	250	390.11	V	25	523.79	III
160	3485.27	I	3000	16897.38	I	250	390.42	IV	200	526.45	IV
120	3628.11	I	<i>Polonium Po Z = 84</i>			300	390.57	IV	150	527.62	IV
70	3638.79	I	1500 w	2450.08	I	200	391.46	IV	40	529.80	III
70	3643.17	I	1500 w	2558.01	I	200	392.47	IV	15	539.71	III
50	3663.10	I	2500 w	3003.21	I	500	393.14	IV	15	546.12	III
80	3671.99	I	1200	4170.52	I	250	395.40	V	750	580.32	V
80	3674.04	I	800	4493.21	I	200	398.36	V	250	585.51	V
35	3699.91	I	500	8618.26	I	15	398.63	III	500	586.32	V
18	3706.53	I	<i>Potassium K Z = 19</i>			200	398.88	V	30	600.77	II
80	3818.69	I	100	214.35	V	200	399.75	V	250	602.27	V
40	3900.73	I	150	271.82	IV	400	400.21	IV	400	603.43	V
110	3922.96	I	100	273.06	IV	20	402.10	III	25	607.93	II
35	3948.40	I	150	282.35	V	300	402.91	IV	30	612.62	II
100	3966.36	I	150	293.33	V	250	403.97	IV	250	638.67	V
20	3996.57	I	300	294.84	V	150	404.41	IV	750	646.19	IV
110	4118.69	I	200	296.17	V	30	406.48	III	300	687.50	V
80	4164.56	I	200	297.06	V	250	408.08	IV	20	708.84	III
40	4192.43	I	200	300.25	V	40	408.96	III	300	720.43	V
18	4327.06	I	200	300.50	V	50	413.79	III	400	724.42	V
18	4391.83	I	200	311.24	V	30	414.87	III	600	731.86	V
80	4442.55	I	250	312.77	V	250	415.05	V	500	737.14	IV
14	4445.55	I	200	315.18	V	200	415.79	V	500	741.95	IV
25	4498.76	I	250	327.38	V	30	416.00	III	500	745.26	IV
12	4520.90	I	25	330.68	III	150	417.28	IV	400	746.35	IV
35	4552.42	I	300	340.46	IV	30	417.54	III	300	749.99	IV
12	4879.53	I	150	340.74	IV	30	418.62	III	150	754.19	IV
14	5044.04	I	30	341.92	III	400	422.18	V	400	754.67	IV
30	5059.48	I	15	348.00	III	300	425.16	V	20	765.31	III
35	5227.66	I	200	349.50	V	500	425.59	V	30	765.64	III
40	5301.02	I	300	354.93	IV	75	434.72	III	150	770.29	V
12	5368.99	I	150	356.26	IV	50	435.68	III	150	771.46	V
12	5390.79	I	300	359.73	IV	250	438.02	V	35	778.53	III
14	5475.77	I	200	359.91	IV	25	441.81	II	20	872.31	III
14	5478.50	I	250	362.08	IV	200	442.30	IV	10	873.86	III
6	5763.57	I	150	362.15	IV	300	443.57	IV	15	874.04	III
20	5840.12	I	150	363.02	IV	75	444.34	III	6	2550.02	III
8	5844.84	I	500	372.15	V	200	445.61	IV	5	2635.11	III
6	6026.04	I	200	372.46	V	250	446.83	IV	5	2689.90	III
7	6318.37	I	200	372.77	V	75	448.60	III	5	2938.45	III
8	6326.58	I	300	375.96	IV	750	448.60	IV	5	2986.20	III
9	6523.45	I	300	375.96	V	200	449.71	V	5	2992.42	III
10	6710.42	I	250	377.76	V	200	452.90	V	6	3052.07	III
20	6760.02	I	30	379.12	III	250	455.67	V	6	3056.84	III
60	6842.60	I	300	379.12	V	400	456.33	IV	5	3062.18	II
20	7113.73	I	300	379.88	IV	400	456.33	V	5	3101.79	I
10	8224.74	I	25	380.48	III	75	466.79	III	4	3102.04	I
<i>Plutonium Pu Z = 94</i>			250	380.48	IV	100	470.09	III	7	3217.16	I
10000	2806.11	II	200	381.70	IV	75	471.57	III	6	3217.62	I
10000	2950.06	II	30	382.23	III	45	474.92	III	11	3446.37	I
10000	3000.31	II	300	382.23	IV	10	476.03	II	10	3447.38	I
10000	3200.23	II	150	382.49	IV	40	479.18	III	3	3648.84	I
10000	3418.88	II	200	382.65	IV	10	482.11	III	4	3648.98	I
10000	3805.93	I	300	382.91	IV	10	482.41	III	18	4044.14	I
10000	4097.12	I	250	384.10	IV	200	482.71	V	17	4047.21	I
10000	4170.95	I	200	386.61	IV	200	483.75	V	10	4641.88	I
10000	4367.41	I	300	387.80	V	30	495.14	II	11	4642.37	I
10000	5590.54	I				75	497.10	III			

Intensity	Wavelength/Å		Intensity	Wavelength/Å		Intensity	Wavelength/Å		Intensity	Wavelength/Å	
4	4740.91	I	8	10487.11	I	680	3880.47	II	620	4171.82	II
6	4744.35	I	17	11019.87	I	440 c	3885.19	II	730	4172.25	II
5	4753.93	I	16	11022.67	I	440 c	3889.34	II	5200	4179.39	II
7	4757.39	I	17	11690.21	I	770 c	3908.05	II	2500	4189.48	II
5	4786.49	I	16	11769.62	I	630	3912.90	II	560 c	4191.60	II
7	4791.05	I	17	11772.83	I	310	3913.55	II	2500 c	4206.72	II
6	4799.75	I		12522.11	I	1300 c	3918.85	II	500	4208.32	II
8	4804.35	I		13377.86	I	420	3919.63	II	320	4211.86	II
7	4849.86	I		13397.09	I	960	3925.47	II	320	4217.81	II
8	4856.09	I		15163.08	I	480	3927.46	II	3800	4222.93	II
8	4863.48	I		15168.40	I	370	3929.29	II	3800	4225.35	II
9	4869.76	I		40158.37	I	370	3935.82	II	320	4233.11	II
8	4942.02	I	<i>Praseodymium Pr Z = 59</i>			730 c	3947.63	II	320 c	4236.15	II
9	4950.82	I	7000	865.90	V	900 c	3949.43	II	960	4241.01	II
9	4956.15	I	5000	869.17	V	900 c	3953.51	II	340	4243.51	II
10	4965.03	I	2000	1228.59	IV	380	3956.75	II	840 c	4247.63	II
10	5084.23	I	5000	1293.22	IV	470	3962.45	II	500	4254.40	II
11	5097.17	I	5000	1295.28	IV	560	3964.26	II	320	4269.09	II
11	5099.20	I	5000	1321.36	IV	1600 c	3964.81	II	790 c	4272.27	II
12	5112.25	I	5000	1333.57	IV	560 c	3966.57	II	470 c	4280.07	II
12	5323.28	I	5000	1354.66	IV	500	3971.16	II	790 c	4282.42	II
13	5339.69	I	5000	1360.64	IV	320	3971.67	II	450 c	4298.98	II
12	5342.97	I	2000	1365.77	IV	620 c	3972.14	II	1500	4305.76	II
14	5359.57	I	2000	1374.41	IV	320	3974.85	II	1300	4333.97	II
16	5782.38	I	5000	1435.56	IV	1300 c	3989.68	II	360	4338.70	II
17	5801.75	I	5000	1520.98	IV	340	3992.16	II	620 cw	4344.30	II
15	5812.15	I	5000	1574.55	IV	1600	3994.79	II	470 c	4347.49	II
17	5831.89	I	5000	1575.10	IV	560 c	3997.04	II	340	4350.40	II
8	6120.27	II	3000	1578.38	IV	320	3999.12	II	450	4354.91	II
7	6307.29	II	2000	1622.30	IV	620 c	4000.17	II	410 c	4359.79	II
19	6911.08	I	10000	1884.87	IV	730	4004.70	II	1200	4368.33	II
12	6936.28	I	2000	2083.23	IV	1900	4008.69	II	320	4371.62	II
20	6938.77	I	3300	2246.20	V	620	4010.60	II	430	4405.83	II
7	6964.18	I	2000 c	2378.98	IV	730	4015.39	II	1700	4408.82	II
12	6964.67	I	40 h	2598.04	II	620	4020.96	II	410	4413.77	II
25	7664.90	I	100 h	2707.37	II	470	4022.71	II	1200 c	4429.13	II
24	7698.96	I	60	2760.35	II	360	4025.54	II	730	4449.83	II
5	7955.37	I	270	3168.24	II	360 c	4029.72	II	960	4468.66	II
4	7956.83	I	200 d	3195.99	II	730 c	4031.75	II	1100	4496.46	II
7	8078.11	I	190	3219.48	II	960	4033.83	II	790	4510.15	II
6	8079.62	I	200	3584.21	II	730	4038.45	II	340 c	4534.15	II
9	8250.18	I	250	3645.66	II	470	4039.34	II	340	4535.92	II
8	8251.74	I	250	3646.30	II	1300	4044.81	II	270 c	4628.74	II
3	8390.22	I	370	3668.83	II	340	4047.08	II	270 c	4672.09	II
11	8503.45	I	290	3714.05	II	450	4051.13	II	290	4695.77	I
10	8505.11	I	410	3739.18	II	2200	4054.88	II	250	4736.69	I
4	8763.96	I	680	3761.87	II	2200	4056.54	II	200	4924.60	I
3	8767.05	I	680	3800.30	II	450	4058.80	II	320	4939.74	I
13	8902.19	I	390	3811.84	II	3400	4062.81	II	380	4951.37	I
12	8904.02	I	1300 h	3816.02	II	500 c	4079.77	II	270	5034.41	II
5	8923.31	I	680	3818.28	II	500 c	4080.98	II	320	5045.52	I
4	8925.44	I	310	3821.80	II	790	4081.85	II	360	5110.38	II
7	9347.24	I	960	3830.72	II	500	4083.34	II	560	5110.76	II
3	9349.25	I	480	3840.99	II	560	4096.82	II	410	5129.52	II
6	9351.59	I	580	3846.59	II	380	4098.40	II	620	5173.90	II
15	9595.70	I	1200	3850.79	II	2900 c	4100.72	II	360	5206.55	II
14	9597.83	I	720 c	3851.55	II	1700 c	4118.46	II	360	5219.05	II
6	9949.67	I	960	3852.80	II	340	4130.77	II	560	5220.11	II
5	9954.14	I	480 c	3865.45	II	1500 c	4141.22	II	680	5259.73	II
9	10479.63	I	480	3876.19	II	2700	4143.11	II	340 c	5292.02	II
5	10482.15	I	1700 c	3877.18	II	1700 c	4164.16	II	340	5292.62	II

Intensity	Wavelength/Å		Intensity	Wavelength/Å		Intensity	Wavelength/Å		Intensity	Wavelength/Å	
430	5322.76	II	1000	3957.74	II	3000	7076.27	I	4900	2167.94	I
65	5509.15	II	1000 r	3998.96	II	3000 h	7100.94	I	3400	2176.21	I
150	5535.17	II	1000	4417.96	II	10000 s	7114.89	I	4200 c	2214.26	II
110	5623.05	II	900 r	4728.36	I	3000 h	7171.55	I	5200 c	2275.25	II
90	5624.45	II	900	6100.21	I	3000	7227.13	I	2900	2287.51	I
90	5756.17	II	1000 d	6520.45	I	3000	7318.79	I	2700	2294.49	I
90	5779.28	I	<i>Protactinium Pa Z = 91</i>			10000 l	7368.25	I	390	2298.09	II
160 d	5815.17	II	3000	2599.16	II	3000 h	7471.89	I	610	2302.99	I
90	5823.72	II	3000	2699.22	II	10000 h	7493.15	I	680	2306.54	I
90	5859.68	II	3000	2822.79	II	3000 h	7558.26	I	800	2322.49	I
160	5939.90	II	3000 h	2871.42	II	10000 h	7608.20	I	300	2328.66	I
7000 w	5956.05	III	3000 h	2891.14	II	10000	7626.79	I	860	2344.78	I
90	5956.60	II	3000 l	3011.10	II	10000 s	7635.18	I	230	2349.39	I
110	5967.82	II	3000 s	3033.59	II	10000	7669.34	I	680	2352.07	I
90	6006.33	II	3000 l	3071.24	II	3000	7679.20	I	250	2356.50	I
150	6017.80	II	3000 l	3093.23	II	10000 h	7749.19	I	1200	2365.90	I
150	6025.72	II	3000 l	3126.23	II	3000	7872.95	I	570	2367.68	I
140	6055.13	I	3000 l	3146.28	II	3000 l	7945.56	I	520	2369.27	I
65	6087.52	II	3000 l	3170.89	II	10000	8039.34	I	220	2370.76	II
9000 w	6090.02	III	3000 l	3171.54	II	10000 h	8099.84	I	320	2375.07	I
65	6114.38	II	3000 l	3240.58	II	10000	8199.04	I	370	2379.77	I
65	6148.23	I	3000	3274.46	II	10000	8271.87	I	340	2388.57	I
5000	6160.24	III	3000 l	3332.69	II	3000 s	8358.98	I	230	2393.65	I
190	6161.18	II	3000 s	3346.66	II	3000 s	8369.60	I	320	2394.37	I
270	6165.94	II	3000 l	3452.82	II	3000 h	8441.04	I	320	2396.79	I
45	6244.35	II	3000	3504.97	I	10000 h	8532.66	I	210 d	2400.72	I
110	6281.28	II	3000 s	3530.65	II	10000 s	8572.96	I	210	2401.68	I
55 c	6359.03	I	3000	3570.56	I	3000 h	8639.91	I	1500	2405.06	I
55	6411.23	I	3000	3571.82	I	3000 h	8653.51	I	740	2405.60	I
45	6429.63	II	3000	3618.07	I	10000	8735.27	I	320	2406.70	I
45	6431.84	II	10000	3636.52	I	3000	10923.32	I	270	2410.37	I
45	6486.55	I	3000	3702.74	I	10000	11791.73	I	1200	2419.81	I
45	6566.77	II	3000	3752.67	I	10000	14344.76	I	300	2421.73	I
55	6616.67	I	3000	3873.35	I	3000	18478.61	I	300	2421.88	I
75	6656.83	II	3000	3931.83	I	<i>Radium Ra Z = 88</i>			2500	2428.58	I
55	6673.41	II	3000 s	3952.62	II	100	3649.55	II	490	2431.54	I
75	6673.78	II	10000 l	3957.85	II	200	3814.42	II	420	2432.18	I
35 c	6747.09	I	3000 s	3970.07	II	100	4340.64	II	340 c	2441.47	I
55 cw	6798.60	I	3000	3981.82	I	100	4682.28	II	230	2442.51	I
35 cw	6827.60	II	10000	3982.23	I	100	4825.91	I	250	2444.94	I
7000	6910.14	III	3000 l	4012.96	II	50	5660.81	I	610	2446.98	I
40	7021.51	II	3000 s	4018.21	II	50	7141.21	I	610	2449.71	I
5000	7030.39	III	3000	4030.16	II	50	8019.70	II	390	2461.20	I
4500	7076.62	III	3000 s	4046.93	II	<i>Radon Rn Z = 86</i>			800 c	2461.84	II
20	7114.55	I	10000 s	4056.20	II	100	4349.60	I	1200	2483.92	I
24	7227.70	II	10000 s	4070.40	II	200	7055.42	I	390	2485.81	I
16	7407.56	II	3000 l	4176.18	II	100	7268.11	I	980	2487.33	I
20 c	7451.74	II	10000 l	4217.23	II	300	7450.00	I	370	2496.04	I
14	7541.02	II	10000 s	4248.08	II	100	7809.82	I	370	2501.72	I
20	7645.66	II	3000 s	4291.34	II	100	8099.51	I	570	2502.35	II
16	7721.84	I	3000 s	4601.43	II	100	8099.51	I	230	2504.60	II
14	7871.67	I	3000 l	6035.78	I	100	8270.96	I	270	2505.94	I
14	8067.44	I	3000	6162.56	I	100	8600.07	I	1800 c	2508.99	I
10 cw	8122.78	II	3000 l	6358.61	I	<i>Rhenium Re Z = 75</i>			570	2520.01	I
11	8141.10	I	3000	6379.25	I	25000	2003.53	I	540	2521.50	I
5000 w	8602.74	III	3000 l	6438.97	I	16000	2017.87	I	370	2534.80	I
10	8714.59	II	3000 h	6792.75	I	27000	2049.08	I	570	2540.51	I
<i>Promethium Pm Z = 61</i>			10000	6945.72	I	10000	2085.59	I	740 d	2544.74	I
1000	3892.15	II	3000	6960.09	I	9800	2097.12	I	370	2545.48	I
1000	3910.26	II	3000 h	6961.78	I	3400	2139.04	II	300	2552.02	I
1000	3919.10	II	3000 s	6992.73	I	3700	2156.67	I	370	2554.63	II

Intensity	Wavelength/Å		Intensity	Wavelength/Å		Intensity	Wavelength/Å		Intensity	Wavelength/Å	
1000	2556.51	I	320	3069.94	I	240	3453.50	I	110 c	5752.93	I
250	2559.08	I	260	3071.16	I	55000 c	3460.46	I	110 cw	5776.83	I
340	2564.19	I	550	3082.43	I	40000 c	3464.73	I	550	5834.31	I
540	2568.64	II	340	3088.76	I	400	3467.96	I	200	6307.70	I
370	2571.81	II	700	3100.67	I	240	3476.44	I	200	6321.90	I
380	2586.79	I	700	3108.81	I	400	3480.38	I	100 cw	6605.19	I
290	2599.86	I	340	3110.86	I	320	3480.85	I	180 c	6813.41	I
290	2603.89	I	340 c	3118.19	I	240	3482.23	I	260	6829.90	I
660	2608.50	II	340	3121.36	I	560	3503.06	I	50 cw	7640.94	I
610 d	2611.54	I	420	3128.94	I	320	3516.65	I	65 cw	7912.94	I
310	2635.83	II	260	3134.02	I	320	3517.33	I	Rhodium Rh Z = 45		
550	2636.64	I	250	3141.38	I	320	3537.46	I	50	813.44	III
270	2642.75	I	440	3151.64	I	240	3549.89	I	80	882.51	III
270	2649.05	I	330	3153.79	I	240	3570.26	I	100	925.75	III
660	2651.90	I	360 c	3158.31	I	360	3579.12	I	150	937.28	III
400	2654.12	I	220	3164.52	I	810 c	3580.15	II	500	991.62	III
220	2663.63	I	700	3168.37	I	650	3580.97	I	400	992.48	III
940	2674.34	I	220	3174.61	I	810	3583.02	I	500 d	1009.60	III
220	2688.53	I	440	3177.71	I	320	3617.08	I	200	1012.22	III
1300	2715.47	I	260	3178.61	I	810	3637.84	I	200	1015.17	III
220	2732.21	I	600	3182.87	I	440	3651.97	I	200	1073.87	III
610	2733.04	II	1100	3184.76	I	320	3670.53	I	150	1784.24	III
220	2758.00	I	1100	3185.57	I	860 c	3689.50	I	200	1784.94	III
210	2763.79	I	260	3190.78	I	1500 c	3691.48	I	150	1796.50	III
310	2767.74	I	260	3192.36	I	520	3703.24	I	200	1816.03	III
220	2768.85	I	220	3198.58	I	240	3709.93	I	1000	1832.05	III
220	2769.32	I	1100 c	3204.25	I	360 c	3717.28	I	500	1859.85	III
350	2770.42	I	380	3235.94	I	4000	3725.76	I	800	1880.66	III
550	2783.57	I	600	3258.85	I	240 c	3735.01	I	500	1884.91	III
220	2791.29	I	600	3259.55	I	810	3735.31	I	500	1887.36	III
220	2814.68	I	300	3268.89	I	910	3740.10	I	700	1888.62	III
880	2819.95	I	280	3296.70	I	300 cw	3745.44	I	800	1901.32	III
310	2834.08	I	280	3296.99	I	700	3787.52	I	500	1910.16	III
220	2843.00	I	280	3301.60	I	240	3869.94	I	600	1919.37	III
270	2850.98	I	240	3302.23	I	240	3875.26	I	500	1927.07	III
240	2867.19	I	320	3303.21	II	240	3876.86	I	700	1931.79	III
2900	2887.68	I	280	3303.75	I	380 c	3917.27	I	500	1954.25	III
490	2896.01	I	240	3313.95	I	550	3929.85	I	500	1994.26	III
830 c	2902.48	I	600	3322.48	I	280	3961.04	I	800	2013.71	III
210	2905.58	I	2000	3338.18	I	350 c	3962.48	I	500	2017.47	III
550	2909.82	I	1600	3342.24	I	220	4033.31	I	500	2028.53	III
830 c	2927.42	I	810	3344.32	I	240	4081.43	I	800	2036.72	III
270	2930.61	I	320	3346.20	I	240 c	4110.89	I	600	2037.61	III
440	2943.14	I	240 d	3356.33	I	240 cw	4133.42	I	1000	2040.18	III
270	2962.27	I	240	3377.74	I	1800	4136.45	I	3000	2048.67	III
720	2965.11	I	320	3379.06	II	700	4144.36	I	2000	2064.11	III
1500	2965.76	I	320	3379.70	I	220	4182.90	I	800	2076.84	III
310	2976.29	I	240	3389.43	I	220	4183.06	I	1000	2118.53	III
210	2978.15	I	4000	3399.30	I	650	4221.08	I	1000	2118.63	III
220	2980.82	I	650	3404.72	I	3600 c	4227.46	I	1000	2139.44	III
220	2982.19	I	650	3405.89	I	260 c	4257.60	I	1000	2152.23	III
220	2988.47	I	240	3408.67	I	380	4358.69	I	3000	2158.17	III
1800	2992.36	I	320	3409.83	I	360 cw	4394.38	I	3000	2163.19	III
5500	2999.60	I	320	3417.77	I	2600	4513.31	I	3000	2167.33	III
350	3001.14	I	810	3419.41	I	260	4516.64	I	150	2276.21	II
220	3004.14	I	8000	3424.62	I	500	4522.73	I	140	2288.57	I
500	3016.02	I	400	3426.19	I	2200 cw	4889.14	I	110	2309.82	I
300	3016.49	I	300	3427.61	I	220	4923.90	I	350	2322.58	I
380	3030.45	I	320	3437.71	I	1300	5270.95	I	140	2326.47	I
240	3047.25	I	400	3449.37	I	1600 cw	5275.56	I	190	2334.77	II
1600	3067.40	I	16000 c	3451.88	I	100	5667.88	I	300	2361.92	I

Intensity	Wavelength/Å		Intensity	Wavelength/Å		Intensity	Wavelength/Å		Intensity	Wavelength/Å	
110	2368.34	I	2300	3280.55	I	240	3754.12	I	16	6253.72	I
270	2382.89	I	2300	3283.57	I	380	3754.27	I	29	6319.53	I
230	2383.40	I	280	3289.14	I	490	3755.58	I	40	6752.35	I
270	2386.14	II	210	3294.28	I	1000	3760.40	I	13	6827.33	I
80	2415.84	II	260	3300.46	I	2300	3765.08	I	11	6857.68	I
130	2427.68	I	50	3310.69	III	490	3769.97	I	20	6879.94	I
230	2429.52	I	4200	3323.09	I	380	3778.13	I	65	6965.67	I
110	2437.90	I	330	3338.54	I	1000	3788.47	I	16	6979.15	I
330	2440.34	I	280	3360.80	I	1300	3792.18	I	16	7001.58	I
90	2461.04	II	420	3368.38	I	3800	3793.22	I	18	7101.64	I
130	2473.09	I	1100	3372.25	I	4900	3799.31	I	15	7104.45	I
150	2487.47	I	110	3377.14	I	760	3805.92	I	18	7268.18	I
100	2490.77	II	110	3385.78	I	1300	3806.76	I	35	7270.82	I
130	2502.46	I	5600	3396.82	I	470	3815.01	I	18 h	7442.39	I
300	2504.29	II	820	3399.70	I	760	3816.47	I	12	7475.74	I
150	2505.67	I	160	3406.55	I	1300	3818.19	I	12	7495.24	I
350	2509.70	I	820	3412.27	I	3800	3822.26	I	11	7557.67	I
300	2511.03	II	330	3421.22	I	2300	3828.48	I	29	7791.61	I
200	2515.75	I	120 d	3424.38	I	2000	3833.89	I	55	7824.91	I
130	2520.53	II	8200	3434.89	I	5900	3856.52	I	21	8029.91	I
110	2537.04	II	1400	3440.53	I	490	3870.01	I	29	8045.36	I
350	2545.70	I	120	3447.74	I	380	3877.34	I	15	8136.20	I
550	2555.36	I	120	3450.29	I	120	3913.51	I	8	8425.59	I
150	2622.58	I	400	3455.22	I	240	3922.19	I	<i>Rubidium Rb Z = 37</i>		
230	2625.88	I	180	3457.07	I	2000	3934.23	I	30	465.85	III
100	2630.42	I	220	3457.93	I	590	3942.72	I	40	481.118	II
110	2647.28	I	5900	3462.04	I	3800	3958.86	I	500	482.83	III
400	2652.66	I	180	3469.62	I	45	3964.54	II	500	489.66	III
100	2680.63	I	4700	3470.66	I	380	3975.31	I	600	493.48	III
400	2703.73	I	120	3472.25	I	240	3984.40	I	90	497.430	II
100	2715.31	II	4700	3474.78	I	240	3995.61	I	20	508.434	II
180	2718.54	I	2100	3478.91	I	380	3996.15	I	150	513.266	II
160	2728.94	I	110	3494.44	I	120	4023.14	I	300	530.173	II
100	2771.51	I	1200	3498.73	I	560	4082.78	I	75	533.801	II
130	2783.03	I	5900	3502.52	I	140	4097.52	I	1200	535.86	III
150	2826.43	I	2800	3507.32	I	120	4119.68	I	40	542.887	II
180	2826.68	I	8800	3528.02	I	1100	4121.68	I	200	555.036	II
280	2862.94	I	880 d	3538.14	I	1500	4128.87	I	1200	556.19	III
110	2878.66	I	280	3541.91	I	2100	4135.27	I	1500	566.71	III
140	2882.37	I	1200	3543.95	I	240	4154.37	I	1000	572.82	III
160	2907.21	I	1800	3549.54	I	330	4196.50	I	1500	576.65	III
65	2910.17	II	1200	3570.18	I	3300	4211.14	I	2500	579.63	III
180	2924.02	I	4700	3583.10	I	820	4288.71	I	1500	581.26	III
130	2929.11	I	4700	3596.19	I	4200	4374.80	I	2500	589.419	II
130	2931.94	I	5900	3597.15	I	130	4569.00	I	1000	594.94	III
230	2968.66	I	3100	3612.47	I	150	4675.03	I	1300	595.88	III
160	2977.68	I	1800	3626.59	I	70	4745.11	I	1200	598.49	III
450	2986.20	I	8200	3657.99	I	70	5090.63	I	1500	643.878	II
110	3004.46	I	1300	3666.22	I	60	5155.54	I	25	663.76	IV
50	3006.43	III	560	3681.04	I	60	5175.97	I	3000	697.049	II
130	3023.91	I	1900	3690.70	I	95	5193.14	I	6000	711.187	II
50	3052.44	III	9400	3692.36	I	130	5354.40	I	25	716.24	IV
180	3083.96	I	940	3695.52	I	95	5390.44	I	50	740.85	IV
140	3121.76	I	280	3698.26	I	160	5599.42	I	10000	741.456	II
240	3123.70	I	380	3698.60	I	40	5686.38	I	5000	769.04	III
130	3155.78	I	7600	3700.91	I	29	5792.66	I	25	776.89	IV
140	3189.05	I	940	3713.02	I	40	5806.91	I	2500	815.28	III
470	3191.19	I	650	3735.28	I	35	5831.58	I	15	850.18	IV
190	3197.13	I	420	3737.27	I	130	5983.60	I	1000	1604.12	II
520	3263.14	I	420	3744.17	I	35	6102.72	I	5000	1760.50	II
520	3271.61	I	1200	3748.22	I	14	6199.99	I	2000	2068.92	II

Intensity	Wavelength/Å		Intensity	Wavelength/Å		Intensity	Wavelength/Å		Intensity	Wavelength/Å	
10000	2075.95	II	40 I	8271.41	I	110	2517.32	II	650	3669.49	I
30000	2143.83	II	30	8271.71	I	150	2535.59	II	550	3726.10	I
10000	2217.08	II	40 I	8868.512	I	550	2549.58	I	8700	3726.93	I
5000	2291.71	II	30	8868.852	I	370	2609.06	I	11000	3728.03	I
50000	2472.20	II	30 I	9522.65	I	830	2612.07	I	7100	3730.43	I
1000	2631.75	III	20 I	9540.18	I	460	2642.96	I	3500	3742.28	I
2000	2956.07	III	2000 c	9689.05	II	330	2651.84	I	870	3742.78	I
500	3086.84	III	35 I	10075.282	I	400	2659.62	I	2800	3745.59	I
500	3111.36	III	30 I	10075.708	I	330	2661.61	II	760	3753.54	I
5000 c	3148.90	II	100	13235.17	I	690	2678.76	II	870	3755.93	I
25	3157.54	I	20	13442.81	I	330	2692.06	II	1200	3759.84	I
50	3227.98	I	30	13443.57	I	200	2712.41	II	600	3761.51	I
500	3286.41	III	75	13665.01	I	690	2719.52	I	600	3767.35	I
60	3348.72	I	1000	14752.41	I	140	2725.47	II	1500	3777.59	I
75	3350.82	I	800	15288.43	I	310	2734.35	II	600	3782.74	I
100	3587.05	I	150	15289.48	I	1800	2735.72	I	3900	3786.06	I
40	3591.57	I	20	22529.65	I	100	2778.38	II	6000	3790.51	I
5000	3600.60	II	4	27314.31	I	110	2787.83	II	760	3798.05	I
10000	3600.64	II	<i>Ruthenium Ru Z = 44</i>			350	2810.03	I	7600	3798.90	I
25000	3940.51	II	250	850.09	III	1700	2810.55	I	7600	3799.35	I
1000	4201.80	I	200	850.30	III	350	2818.36	I	600	3812.72	I
500	4215.53	I	250	919.74	III	400	2829.16	I	760	3817.27	I
90000	4244.40	II	500	940.09	III	640	2854.07	I	760	3819.03	I
15000	4273.14	II	500	966.54	III	420	2861.41	I	650	3822.09	I
20000	4571.77	II	750	974.14	III	550	2866.64	I	550	3824.93	I
10000	4648.57	II	900	979.43	III	1800	2874.98	I	760	3831.80	I
30000	4775.95	II	500	981.35	III	740	2886.54	I	930	3839.70	I
2	5087.987	I	900	986.84	III	370	2908.88	I	760	3850.43	I
2	5132.471	I	900	994.56	III	1100	2916.26	I	1300	3857.55	I
10	5150.134	I	300	1001.65	III	180	2945.67	II	650	3862.69	I
10000	5152.08	II	500	1009.13	III	370	2949.50	I	1300	3867.84	I
1	5165.023	I	900	1009.87	III	550	2965.16	I	650	3892.21	I
2	5165.142	I	500	1014.68	III	170	2965.55	II	760	3909.08	I
15	5195.278	I	800	1190.51	III	140	2976.59	II	1500	3923.47	I
2	5233.968	I	500	1200.07	III	550	2976.92	I	3300	3925.92	I
20	5260.034	I	500	1207.17	III	1400	2988.95	I	600	3931.76	I
1	5260.228	I	500	1209.77	III	460	2994.96	I	760	3945.57	I
3	5322.380	I	300	1211.31	III	440	3006.59	I	600	3978.44	I
40	5362.601	I	500	1941.35	III	330	3017.24	I	600	3979.42	I
4	5390.568	I	500	2009.28	III	310	3020.88	I	870	3984.86	I
75	5431.532	I	2400	2076.43	I	390	3064.84	I	1500	4022.16	I
3	5431.830	I	2600	2083.77	I	330	3096.57	I	600	4023.83	I
6	5578.788	I	2400	2090.89	I	830	3099.28	I	1400	4051.40	I
40	5647.774	I	690	2255.52	I	740	3100.84	I	710	4054.05	I
20	5653.750	I	780	2272.09	I	490	3294.11	I	760	4068.37	I
60	5724.121	I	780	2279.57	I	370	3301.59	I	980	4076.73	I
3	5724.614	I	480	2317.80	I	930	3339.55	I	6000	4080.60	I
75	6070.755	I	120	2334.96	II	3100	3417.35	I	930	4097.79	I
30 c	6159.626	I	190 h	2342.85	II	4900	3428.31	I	1900	4112.74	I
75 c	6206.309	I	310	2351.33	I	6400	3436.74	I	2000	4144.16	I
120 c	6298.325	I	170	2357.91	II	8300	3498.94	I	650	4145.74	I
5	6299.224	I	780	2402.72	II	640	3514.49	I	870	4167.51	I
10000	6458.33	II	150	2407.92	II	790	3539.37	I	550	4197.58	I
5000	6560.81	II	180	2455.53	II	690	3570.59	I	550	4198.88	I
100 I	7279.997	I	150	2456.44	II	6400	3589.22	I	7600	4199.90	I
150	7408.173	I	370	2456.57	II	6900	3593.02	I	1500	4206.02	I
200 I	7618.933	I	280	2478.93	II	6400	3596.18	I	5400	4212.06	I
300	7757.651	I	140	2498.42	II	1300	3599.76	I	760	4214.44	I
60	7759.436	I	140	2498.57	II	3100	3634.93	I	930	4217.27	I
90000 c	7800.27	I	260	2507.01	II	6200	3661.35	I	550	4230.31	I
45000 c	7947.60	I	110	2513.32	II	830	3663.37	I	760	4241.05	I

Atomic	Intensity Wavelength/Å			Intensity Wavelength/Å			Intensity Wavelength/Å			Intensity Wavelength/Å		
	760	4243.06	I	26	6982.01	I	480	3854.56	I	730	4716.10	I
	760	4284.33	I	26	7027.98	I	400	3858.74	I	770	4728.42	I
	550	4295.93	I	35	7238.92	I	3700	3885.29	II	470	4745.68	II
	3700	4297.71	I	16	7393.93	I	1600	3896.98	II	730	4760.27	I
	930	4307.60	I	18	7468.91	I	1300	3903.42	II	580	4783.10	I
	550	4319.87	I	26	7485.79	I	2500	3922.40	II	350	4785.86	I
	550	4342.07	I	70	7499.75	I	1900	3928.28	II	970	4841.70	I
	710	4354.13	I	26	7559.61	I	1300	3941.87	II	730	4883.97	I
	870	4361.21	I	18	7621.50	I	470	3951.89	I	630	4910.40	I
	2400	4372.21	I	18	7722.87	I	1500	3963.00	II	350	4913.25	II
	870	4385.39	I	22	7791.86	I	1500	3971.40	II	430	4918.99	I
	1300	4385.65	I	30	7847.80	I	620	3974.66	I	400	5044.28	I
	1700	4390.44	I	80	7881.49	I	1000	3976.43	II	540	5071.20	I
	1600	4410.03	I	18	8264.96	I	1500	3990.00	II	510	5117.16	I
	1100	4460.04	I	22	8710.84	I	1400	4064.58	II	350	5122.14	I
	5400	4554.51	I	<i>Samarium Sm Z = 62</i>			1000	4092.27	II	360	5155.03	II
	1700	4584.44	I	150	2789.38	II	1900	4118.55	II	470	5175.42	I
	720	4647.61	I	410	3152.52	II	1200	4152.21	II	250	5200.59	I
	1400	4709.48	I	720	3183.92	II	1000	4188.13	II	260	5251.92	I
	500	4757.84	I	600	3211.73	II	1100	4203.05	II	400	5271.40	I
	550	4869.15	I	530	3216.85	II	1000	4225.33	II	250	5282.91	I
	160	5011.23	I	600	3218.61	II	1200	4236.74	II	220	5453.00	I
	450	5057.33	I	720	3230.56	II	2100	4256.39	II	230	5493.72	I
	120	5076.32	I	720	3236.64	II	1300	4262.68	II	230	5516.09	I
	200	5093.83	I	720	3239.66	II	1200	4279.68	II	140	5550.40	I
	530	5136.55	I	720	3250.37	II	2200	4280.79	II	140	5659.86	I
	170	5142.76	I	850	3254.38	II	710	4282.21	I	120	5696.73	I
	250	5147.24	I	1700	3306.39	II	470	4282.83	I	85	5706.20	I
	110	5151.07	I	1200	3321.18	II	1600	4296.74	I	70	5773.77	I
	500	5155.14	I	1200	3365.86	II	1900	4318.94	II	60	5778.33	I
	920	5171.03	I	1200	3382.40	II	470	4319.53	I	70 d	5786.98	II
	180	5195.02	I	4200	3568.27	II	1800	4329.02	II	60	5788.38	I
	130	5284.08	I	4200	3592.60	II	440	4330.02	I	60	5800.52	I
	260	5309.27	I	1700	3604.28	II	1300	4334.15	II	65	5802.84	I
	110	5335.93	I	3400	3609.49	II	880	4336.14	I	65	5867.79	I
	130	5361.77	I	1700	3621.23	II	1100	4347.80	II	50	5874.21	I
	110 h	5401.04	I	3400	3634.29	II	440	4362.91	I	50	5898.96	I
	80	5484.32	I	2200	3661.36	II	530	4380.42	I	65	5965.71	II
	130	5510.71	I	2200	3670.84	II	1600	4390.86	II	50	6045.00	I
	90	5559.75	I	1100	3693.99	II	410	4401.17	I	50	6070.06	I
	290	5636.24	I	1600	3728.47	II	470	4419.33	I	45	6084.12	I
	180	5699.05	I	2100	3731.26	II	1500	4420.53	II	45 h	6159.56	I
	65	5814.98	I	1600	3735.98	II	2900	4424.34	II	45	6256.54	I
	55	5919.34	I	2900	3739.12	II	470	4429.66	I	100	6267.28	II
	80	5921.45	I	1200	3743.87	II	1600	4433.88	II	140	6569.31	II
	21 h	5973.38	I	930	3745.46	I	1800	4434.32	II	110	6589.72	II
	16	5988.67	I	800	3756.41	I	530	4441.81	I	50	6671.51	I
	35	5993.65	I	1200	3757.53	II	440	4442.28	I	120 d	6731.84	II
	18	6116.77	I	1900	3760.69	II	710	4445.15	I	95	6794.20	II
	26	6199.42	I	1100	3764.37	II	1300	4452.73	II	120	6860.93	I
	26	6225.20	I	370 d	3773.33	I	1200	4454.63	II	120	6955.29	II
	18	6295.22	I	1100	3778.14	II	1000	4458.52	II	90	7020.44	II
	16	6390.23	I	1500	3788.12	II	2200	4467.34	II	90	7039.22	II
	26 h	6444.84	I	1600	3793.97	II	810	4470.89	I	90	7042.24	II
	21	6663.14	I	1600	3797.73	II	370	4499.11	I	90	7051.52	II
	55	6690.00	I	1600	3826.20	II	440	4581.73	I	90	7082.37	II
	21	6766.95	I	1100	3831.50	II	380	4649.49	I	26	7088.30	I
	30	6775.02	I	560	3834.48	I	470 d	4670.75	I	30	7095.50	I
	21	6824.17	I	1600	3843.50	II	1100	4674.60	II	30	7104.54	I
	26	6911.48	I	530	3853.30	I	370	4688.73	I	26	7115.96	I
	110	6923.23	I	2700	3854.21	II	530	4704.40	II	85 d	7149.60	II

Intensity	Wavelength/Å		Intensity	Wavelength/Å		Intensity	Wavelength/Å		Intensity	Wavelength/Å	
23	7213.82	I	1200	2974.01	I	2700	4047.79	I	270	5089.89	I
60	7240.90	II	1400	2980.75	I	120	4049.95	I	390	5096.73	I
26	7347.30	I	340	2988.95	I	5500	4054.55	I	620	5099.23	I
30	7444.56	I	2200	3015.36	I	220	4056.59	I	370	5101.12	I
26	7445.41	I	2700	3019.34	I	100	4068.66	III	180	5109.06	I
13	7470.76	I	360	3030.76	I	160 h	4074.97	I	150	5112.86	I
45	7645.09	II	120 h	3056.31	I	160	4078.57	I	320	5116.69	I
12	7645.82	I	130	3065.11	II	6100	4082.40	I	390	5210.52	I
40 w	7835.08	II	990	3251.32	II	200	4086.67	I	280	5219.67	I
16	7895.96	I	1500	3255.69	I	400	4087.16	I	350	5239.82	II
90	7928.14	II	4400	3269.91	I	440 h	4133.00	I	280	5258.33	I
40	8048.70	II	5500	3273.63	I	530 h	4140.30	I	210	5285.76	I
16	8065.16	I	110 d	3343.28	II	720	4152.36	I	120	5341.05	I
45	8068.46	II	270	3352.05	II	1100 h	4165.19	I	350	5349.30	I
40 w	8305.79	II	9900	3353.73	II	110 h	4218.26	I	120	5349.71	I
19	8383.71	I	2000	3359.68	II	110 h	4219.73	I	210	5355.75	I
45 w	8485.99	II	1700	3361.27	II	180	4231.93	I	530	5356.10	I
45 w	8708.43	II	1700	3361.94	II	200	4233.61	I	270	5375.35	I
95	8913.66	II	4000	3368.95	II	400	4238.05	I	370	5392.08	I
<i>Scandium Sc Z = 21</i>			6600	3372.15	II	15000	4246.83	II	270	5446.20	I
350	180.14	V	130	3418.51	I	290	4294.77	II	120	5451.34	I
500	243.87	V	200	3429.21	I	350	4305.71	II	750	5481.99	I
500	252.85	V	200	3429.48	I	4200	4314.09	II	530	5484.62	I
500	253.73	V	270	3431.36	I	3300	4320.74	II	570	5514.22	I
900	283.91	V	530	3435.56	I	2400	4325.01	II	660	5520.50	I
800	284.45	V	270	3457.45	I	180	4354.61	II	660	5526.82	II
600	288.29	V	180	3462.19	I	110	4358.64	I	70	5564.86	I
900	289.59	V	130 d	3469.65	I	2000	4374.46	II	110	5591.33	I
15	289.85	IV	110	3471.13	I	130	4384.81	II	80	5640.98	II
1000 d	291.93	V	200	3498.91	I	1100	4400.37	II	250	5657.88	II
800	293.25	V	2700	3535.73	II	880	4415.56	II	1500	5671.81	I
15	296.31	IV	6600	3558.55	II	120 h	4557.24	I	1200	5686.84	I
15	299.04	IV	6100	3567.70	II	160 h	4573.99	I	1100	5700.21	I
700	300.00	V	13000	3572.53	II	350	4670.40	II	10	5706.82	IV
1000	573.36	V	9900	3576.35	II	120	4706.97	I	190	5708.61	I
600	587.94	V	7700	3580.94	II	120	4709.34	I	880	5711.75	I
10	785.12	IV	4000	3589.64	II	200	4728.77	I	230	5717.28	I
25	1168.61	III	4000	3590.48	II	490	4729.23	I	180	5724.08	I
15	1550.80	IV	28000	3613.84	II	590	4734.10	I	14	5771.63	IV
180	1603.06	III	110	3617.43	I	690	4737.65	I	620	6210.68	I
150	1610.19	III	20000	3630.75	II	790	4741.02	I	320	6239.78	I
160	2010.42	III	13000	3642.79	II	1200	4743.81	I	120	6245.63	II
12	2118.97	IV	6600	3645.31	II	200	4753.16	I	110	6249.96	I
11	2185.43	IV	110	3646.90	I	220	4779.35	I	80	6256.01	III
11	2205.46	IV	5300	3651.80	II	170	4839.44	I	250	6258.96	I
14	2222.22	IV	110	3664.25	II	90	4909.76	I	750	6305.67	I
11	2271.33	IV	290	3666.54	II	90	4922.84	I	60	6378.82	I
110	2438.62	I	75 h	3717.10	I	90	4934.25	I	90	6413.35	I
560	2545.22	II	270	3833.07	II	170	4954.06	I	60	6604.60	II
2900	2552.37	II	610	3843.03	II	120	4973.66	I	65	6737.87	I
560	2555.82	II	20000	3907.49	I	150	4980.37	I	50	6819.52	I
2300	2560.25	II	23000	3911.81	I	140	4991.92	I	50	6835.03	I
1100	2563.21	II	4400	3933.38	I	530	5031.02	II	90	7449.16	III
11	2586.93	IV	5500	3996.61	I	250	5064.32	I	55 h	7741.17	I
120	2692.78	I	530	4014.49	II	530	5070.23	I	30	7800.44	I
350	2699.07	III	20000	4020.40	I	250	5075.81	I	19 h	8761.40	I
360	2706.77	I	20000	4023.69	I	2100	5081.56	I	50	8829.78	III
210	2707.95	I	220	4030.67	I	1200	5083.72	I	30 h	8834.35	I
580	2711.35	I	140	4031.39	I	1100	5085.55	I	400	22051.86	I
230	2734.05	III	220	4043.80	I	750	5086.95	I	150	22065.05	I
340	2965.86	I	200	4046.48	I	390	5087.14	I			

Intensity	Wavelength/Å	Intensity	Wavelength/Å	Intensity	Wavelength/Å	Intensity	Wavelength/Å
Selenium Se Z = 34		285	2057.5 III	150	8440.47 I	100	1190.42 II
360	613.0 V	500	2074.8 I	150	8450.38 I	200	1193.28 II
360	652.7 IV	285	2136.6 IV	150	8742.33 I	250	1194.50 II
450	670.1 IV	500	2164.2 I	300	8918.86 I	100	1197.39 II
360	724.3 III	600	2413.5 I	200	9001.97 I	30	1206.51 III
450	746.4 IV	300	2548.0 I	200	9038.61 I	30	1206.53 III
450	759.1 V	360	2665.5 IV	100	9432.50 I	9	1207.52 III
360	808.7 V	285	2724.3 IV	200	10217.25 I	10	1210.46 III
360	830.3 V	285	2767.2 III	377	10307.45 I	50	1226.81 II
360	832.7 II	220	2773.8 III	900	10327.26 I	100	1227.60 II
450	839.5 V	160	2951.6 IV	640	10386.36 I	150	1228.75 II
360	843.0 III	450	3387.2 III	275	11946.87 I	200	1229.39 II
360	845.8 V	450	3413.9 III	170	11952.64 I	100	1246.74 II
360	912.9 II	450	3457.8 III	205	11972.93 I	150	1248.43 II
360	959.6 IV	450	3637.6 III	315	14817.93 I	100	1250.09 II
360	974.8 III	450	3738.7 III	410	14917.47 I	150	1250.43 II
450	996.7 IV	450	3800.9 III	500	15151.44 I	200	1251.16 II
360	1013.4 II	450	4169.1 III	320	15471.00 I	40	1256.49 I
360	1014.0 II	360	4175.3 II	265	15520.97 I	50	1258.80 I
450	1033.6 II	450	4180.9 II	395	15618.40 I	1000	1260.42 II
450	1049.6 II	285	4382.9 II	360	16659.44 I	2000	1264.73 II
360	1057.4 II	285	4446.0 II	505	16813.78 I	200	1265.02 II
360	1094.7 V	220	4449.2 II	205	16866.54 I	17	1294.54 III
360	1099.1 III	285	4467.6 II	235	21374.24 I	14	1296.73 III
450	1119.2 III	500	4730.8 I	680	21442.56 I	15	1298.89 III
360	1141.9 II	400	4739.0 I	415	21473.48 I	18	1298.96 III
450	1192.3 II	300	4742.2 I	270	21716.36 I	14	1301.15 III
450	1227.6 V	285	4840.6 II	240	21730.60 I	16	1303.32 III
285	1291.0 II	360	4845.0 II	150	23388.85 I	100	1304.37 II
285	1308.9 II	450	5227.5 II	265	24148.18 I	50 h	1305.59 II
285	1314.4 IV	360	5305.4 II	375	24385.99 I	200	1309.27 II
120	1435.3 I	100	5365.5 I	255	25017.51 I	13	1312.59 III
120	1435.8 I	120	5369.9 I	510	25127.43 I	100	1346.87 II
150	1449.2 I	110	5374.1 I	Silicon Si Z = 14		100	1348.54 II
150	1500.9 I	285	5522.4 II	10	85.18 V	150	1350.06 II
250	1530.4 I	285	5566.9 II	15	96.44 V	100	1352.64 II
150	1531.3 I	285	5866.3 II	10	97.14 V	100	1353.72 II
200	1531.8 I	450	6056.0 II	20	117.86 V	15	1393.76 IV
150	1575.3 I	285	6303.8 III	20	118.97 V	12	1402.77 IV
150	1577.6 I	200	6325.6 I	4	457.82 IV	13	1417.24 III
150	1577.9 I	360	6444.2 II	8	566.61 III	90 h	1485.02 II
150	1579.5 I	285	6490.5 II	8	653.33 III	100 h	1485.51 II
200	1580.0 I	285	6535.0 II	7	815.05 IV	12	1500.24 III
150	1587.5 I	150	6831.3 I	8	818.13 IV	10	1501.19 III
150	1593.2 I	120	6990.690 I	9	823.41 III	9	1501.87 III
250	1606.5 I	100	6991.792 I	40 h	845.77 II	100 h	1509.10 II
200	1617.4 I	200	7010.809 I	100	889.72 II	50 h	1512.07 II
150	1621.2 I	150	7013.875 I	200	892.00 II	60 p	1516.91 II
150	1643.4 I	300	7062.065 I	9	967.95 III	500	1526.72 II
250	1671.2 I	200	7575.1 I	100	989.87 II	1000	1533.45 II
250	1675.3 I	250	7583.4 I	200	992.68 II	150	1594.55 I
250	1690.7 I	150	7592.2 I	10	993.52 III	100	1622.87 I
250	1793.3 I	300	8001.0 I	13	994.79 III	300	1629.43 I
300	1795.3 I	200	8036.4 I	16	997.39 III	200	1629.92 I
300	1855.2 I	150	8093.2 I	50	1023.69 II	100	1667.62 I
250	1858.8 I	150	8094.7 I	8	1066.63 IV	100	1668.52 I
400	1898.6 I	180	8149.3 I	14	1108.37 III	100	1672.59 I
350	1913.8 I	150	8152.0 I	16	1109.97 III	200	1675.20 I
300	1919.2 I	200	8157.7 I	18	1113.23 III	200	1696.20 I
500	1960.9 I	180	8163.1 I	8	1122.49 IV	200	1697.94 I
500	2039.8 I	150	8182.9 I	10	1128.34 IV	100 h	1770.92 I

Intensity	Wavelength/Å		Intensity	Wavelength/Å		Intensity	Wavelength/Å		Intensity	Wavelength/Å	
100 h	1776.83	I	300	2904.28	II	16	4716.65	III	90	6131.850	I
100 h	1799.12	I	500	2905.69	II	50	4782.991	I	100	6142.487	I
150	1808.00	II	55	2970.355	I	35	4792.212	I	100	6145.015	I
500 h	1814.07	I	150	2987.645	I	80	4792.324	I	160	6155.134	I
200	1816.92	II	50	3006.739	I	15	4813.33	III	160	6237.320	I
200	1836.51	I	75	3020.004	I	16	4819.72	III	40	6238.287	I
200	1841.44	I	100 h	3030.00	II	18	4828.97	III	125	6243.813	I
9	1842.55	III	9	3040.93	III	30	4947.607	I	125	6244.468	I
200	1843.77	I	100 h	3043.69	II	40	5006.061	I	180	6254.188	I
300	1845.51	I	50 h	3048.30	II	1000	5041.03	II	45	6331.954	I
400	1847.47	I	150 h	3053.18	II	1000	5055.98	II	1000	6347.10	II
200	1848.14	I	25	3086.24	III	10 h	5091.42	III	1000	6371.36	II
500	1850.67	I	20	3093.42	III	100	5181.90	II	45	6526.609	I
200	1852.46	I	16	3096.83	III	100 h	5185.25	II	45	6527.199	I
500 h	1874.84	I	9	3165.71	IV	200 h	5192.86	II	45	6555.462	I
200	1881.85	I	16	3185.13	III	500 h	5202.41	II	50 h	6660.52	II
200	1887.70	I	13	3186.02	III	100 h	5405.34	II	100	6671.88	II
200 h	1893.25	I	150	3188.97	II	100 h	5438.62	II	7	6701.21	IV
1000 h	1901.33	I	150	3193.09	II	100 h	5456.45	II	50 h	6717.04	II
100 h	1902.46	II	100	3195.41	II	500 h	5466.43	II	100	6721.853	I
50 h	1910.62	II	14	3196.50	III	500 h	5466.87	II	50	6829.82	II
50	1941.67	II	200	3199.51	II	100 h	5469.21	II	30	6848.568	I
100	1949.56	II	100 h	3203.87	II	200 h	5496.45	II	80	6976.523	I
100	1954.97	I	200 h	3210.03	II	35	5517.535	I	180	7003.567	I
50	2058.65	II	15	3210.55	III	100 h	5540.74	II	180	7005.883	I
50	2059.01	II	75	3214.66	II	150 h	5576.66	II	90	7017.646	I
200	2072.02	II	12	3230.50	III	30	5622.221	I	250	7034.903	I
200	2072.70	II	14	3233.95	III	100 h	5632.97	II	6 h	7047.94	IV
100	2124.12	I	15	3241.62	III	200 h	5639.48	II	200	7165.545	I
50 h	2136.56	II	12	3258.66	III	90	5645.611	I	100	7226.206	I
110	2207.98	I	10	3276.26	III	150 h	5660.66	II	100	7235.326	I
115	2210.89	I	300	3333.14	II	80	5665.554	I	180	7250.625	I
110	2211.74	I	500	3339.82	II	1000 h	5669.56	II	160	7275.294	I
120	2216.67	I	15	3486.91	III	120	5684.484	I	400	7289.173	I
120	2218.06	I	9	3525.94	III	300 h	5688.81	II	375	7405.774	I
10	2296.87	III	20	3590.47	III	100	5690.425	I	200	7409.082	I
10	2308.19	III	8	3762.44	IV	90	5701.105	I	275	7415.946	I
100 h	2356.30	II	20 c	3791.41	III	200 h	5701.37	II	425	7423.497	I
30 h	2357.18	II	25	3796.11	III	100 h	5706.37	II	9 h	7466.32	III
50 h	2357.97	II	30	3806.54	III	160	5708.397	I	12 h	7612.36	III
300	2435.15	I	100 h	3853.66	II	20	5739.73	III	100	7680.267	I
11	2449.48	III	500 h	3856.02	II	45	5747.667	I	6 h	7723.82	IV
425	2506.90	I	200 h	3862.60	II	45	5753.625	I	30	7800.008	I
375	2514.32	I	300	3905.523	I	45	5754.220	I	400	7848.80	II
500	2516.113	I	20	3924.47	III	45	5762.977	I	500	7849.72	II
7	2517.51	IV	10	4088.85	IV	70	5772.145	I	30	7849.967	I
350	2519.202	I	70	4102.936	I	70	5780.384	I	90	7918.386	I
425	2524.108	I	9	4116.10	IV	90	5793.071	I	120	7932.349	I
450	2528.509	I	300 h	4128.07	II	100	5797.859	I	140	7944.001	I
110	2532.381	I	500 h	4130.89	II	150 h	5800.47	II	35	7970.306	I
25	2541.82	III	100 h	4190.72	II	200	5806.74	II	35	8035.619	I
10	2546.09	III	50	4198.13	II	50	5846.13	II	70	8093.241	I
14	2559.21	III	9	4338.50	III	300 h	5868.40	II	9 h	8102.86	III
30	2563.679	I	30	4552.62	III	40	5873.764	I	11 h	8103.45	III
85	2568.641	I	25	4567.82	III	10 h	5898.79	III	35	8230.642	I
45	2577.151	I	20	4574.76	III	150	5915.22	II	9 h	8262.57	III
190	2631.282	I	100	4621.42	II	200	5948.545	I	40	8443.982	I
11	2640.79	III	150	4621.72	II	500	5957.56	II	40	8501.547	I
14	2655.51	III	9 h	4631.24	IV	500	5978.93	II	60	8502.221	I
9	2817.11	III	10 h	4654.32	IV	90	6125.021	I	40	8536.165	I
1000	2881.579	I	9	4683.02	III	85	6131.574	I	120	8556.780	I

Intensity	Wavelength/Å		Intensity	Wavelength/Å		Intensity	Wavelength/Å		Intensity	Wavelength/Å	
50	8648.462	I	95	1432.60	II	28000 r	3382.89	I	12	162.448	IV
40	8728.011	I	100	1464.72	II	30	3469.16	I	10	163.190	IV
75	8742.451	I	50	1466.23	II	70	3475.82	II	12	168.411	IV
100	8752.009	I	50 r	1507.37	I	80	3495.28	II	10	168.546	IV
35	8790.389	I	100 r	1515.63	I	50	3542.61	I	5	183.95	III
100	9412.72	II	50 r	1548.58	I	50 h	3624.68	I	10	190.445	IV
100	9413.506	I	100	1555.16	II	75	3682.46	II	10	199.772	IV
30	10371.269	I	100	1644.50	II	30	3682.50	I	8	202.49	III
120	10585.141	I	60	1651.52	I	80	3683.34	II	8	202.76	III
120	10603.431	I	50	1652.10	I	50 h	3709.20	I	8 p	203.06	III
120	10660.975	I	700	1656.18	III	200	3810.94	I	8	203.28	III
30	10694.251	I	120	1682.82	II	50	3811.78	I	8	203.33	III
30	10727.408	I	500	1693.51	III	100 h	3840.74	I	15	229.87	III
60	10749.384	I	10	1708.11	I	50 h	3907.41	I	50 c	250.52	III
30	10784.550	I	50	1709.27	I	50	3909.31	II	30	251.37	III
80	10786.856	I	125	1736.44	II	50 h	3914.40	I	25	266.90	III
140	10827.091	I	750	1751.03	III	70	3920.10	II	70	267.65	III
60	10843.854	I	10 h	1766.14	I	60	3949.43	II	50	267.87	III
130	10869.541	I	75	1790.37	II	100 h	3981.58	I	50	268.63	III
30	10882.802	I	600	1917.08	III	70	3985.19	II	20 p	272.08	III
30	10885.336	I	700	1957.62	III	100 h	4055.48	I	20	272.45	III
80	10979.308	I	100	1967.38	II	80	4085.91	II	10	319.644	IV
30	10982.061	I	600	1975.92	III	100	4185.48	II	300	372.08	II
80	11017.965	I	500	1977.03	III	90 h	4210.96	I	350	376.38	II
370	11984.19	I	600	2000.24	III	100	4212.82	I	100	378.14	III
220	11991.57	I	150	2015.96	II	50	4311.07	I	70	380.10	III
440	12031.51	I	150	2033.98	II	50 h	4476.04	I	12	408.684	IV
190	15888.39	I	200	2061.17	I	30 h	4615.69	I	10	409.614	IV
95	16060.03	I	100	2069.85	I	80	4620.04	II	15	410.372	IV
110	19722.50	I	80 r	2113.82	II	50	4620.46	II	10	411.334	IV
<i>Silver Ag Z = 47</i>			60	2145.60	II	60 h	4668.48	I	13	412.242	IV
25	730.83	II	600	2161.89	III	30 h	4677.60	I	11	1582.18	IV
30	752.80	II	50	2186.76	II	100	4788.40	II	11 d	1583.98	IV
400	799.41	III	60	2229.53	II	30 h	4847.82	I	12	1584.14	IV
15	1005.32	II	100 r	2246.43	II	100	4874.10	I	12 d	1587.05	IV
10	1065.49	II	500	2246.51	III	80	5027.35	II	11	1615.92	IV
12	1072.23	II	75 r	2248.74	II	1000	5209.08	I	12	1618.57	IV
250	1074.22	II	75	2280.03	II	1000	5465.50	I	11	1655.47	IV
150	1107.03	II	30 h	2309.56	I	100	5471.55	I	15 c	1701.97	IV
150	1112.46	II	700	2310.04	III	100	5667.34	I	20 d	1887.47	III
60	1195.83	II	70 r	2317.05	II	10 h	6268.50	I	12	1960.76	IV
50	1223.33	II	80 r	2320.29	II	320	7687.78	I	11	1965.08	IV
50	1240.80	II	70 r	2324.68	II	25	8005.4	II	12 d	2106.33	IV
50	1246.87	II	80 r	2331.40	II	500	8273.52	I	30	2230.33	III
55	1256.81	II	70	2357.92	II	25	8403.8	II	16	2232.19	III
55	1257.55	II	50 h	2375.02	I	30 h	8645.70	I	20 h	2246.70	III
50	1266.63	II	75	2411.41	II	10 h	8704.85	I	300	2315.65	II
70	1273.67	II	90 r	2413.23	II	12	8747.6	II	18	2386.99	III
65	1297.51	II	100 r	2437.81	II	15	9000.9	II	17	2394.03	III
85	1311.20	II	80	2447.93	II	10	12551.0	I	300	2420.99	II
55	1313.81	II	80	2473.84	II	60	16819.5	I	300	2424.73	II
50	1314.61	II	60	2506.63	II	20	17416.7	I	25	2459.31	III
60	1323.84	II	50 h	2575.63	I	15	18307.9	I	18	2468.85	III
60	1342.09	II	60	2660.49	II	15	18382.3	I	20	2474.73	III
50	1342.57	II	60	2721.77	I	<i>Sodium Na Z = 11</i>			1000	2493.15	II
70	1346.62	II	75	2767.54	II	7	142.232	IV	25	2497.03	III
50	1353.54	II	100 h	2824.39	I	8	146.064	IV	17	2510.26	III
150	1364.50	II	30 h	3130.02	I	9	150.298	IV	20	2543.84	I
100	1396.00	II	90	3180.70	II	8	150.687	IV	10	2543.87	I
100	1410.93	II	100	3267.35	II	8	155.510	IV	70	2593.87	I
90	1419.72	II	55000 r	3280.68	I	8	156.537	IV	35	2593.92	I

Intensity	Wavelength/Å		Intensity	Wavelength/Å		Intensity	Wavelength/Å		Intensity	Wavelength/Å	
850	2611.81	II	20	4747.941	I	1875	491.79	III	40	5257.71	III
850	2661.00	II	30	4751.822	I	1250	507.04	III	40	5443.48	III
1000	2671.83	II	200	4978.541	I	3750	514.38	III	1500	5450.84	I
200	2680.34	I	400	4982.813	I	10	517.28	V	7000	5480.84	I
100	2680.43	I	40	5148.838	I	2500	562.75	III	3500	5504.17	I
1000	2841.72	II	80	5153.402	I	25	578.01	V	2600	5521.83	I
400	2852.81	I	280	5682.633	I	30	624.93	V	2000	5534.81	I
200	2853.01	I	70	5688.193	I	25	642.23	V	2000	5540.05	I
2	2893.62	I	560	5688.205	I	50	649.21	V	1000	6380.75	I
1100	2904.92	II	80000	5889.950	I	25	660.94	V	900 h	6386.50	I
1100	2917.52	II	40000	5895.924	I	200	664.43	IV	600 h	6388.24	I
1100	2919.05	II	120	6154.225	I	35	686.23	V	9000	6408.47	I
1200	2919.85	II	240	6160.747	I	100	710.35	IV	5500	6504.00	I
1300	2920.95	II	130	6530.70	II	12	747.82	V	1000	6546.79	I
1000	2923.49	II	130	6544.04	II	50	1025.23	III	1700	6550.26	I
1200	2951.24	II	130	6545.75	II	35	1125.49	III	3000	6617.26	I
1100	2952.40	II	20	7373.23	I	50	1236.23	III	1800	6791.05	I
1000	2977.13	II	10	7373.49	I	1400	2152.84	II	4800	6878.38	I
1100	2979.66	II	50	7809.78	I	1400	2165.96	II	1200	6892.59	I
1100	2980.63	II	25	7810.24	I	100	2273.71	III	5500	7070.10	I
1300	2984.19	II	4400	8183.256	I	100	2340.13	III	2500	7309.41	I
1700	3124.42	II	800	8194.790	I	50	2346.97	IV	500	7621.50	I
2500	3135.48	II	8800	8194.824	I	160	2428.10	I	400 h	7673.06	I
1700	3137.86	II	100	8649.92	I	100	2486.52	III	200 h	8422.80	I
2000	3149.28	II	60	8650.89	I	40	2555.60	IV	120	8505.69	II
2000	3163.74	II	25	8942.96	I	40	2571.04	IV	200	8688.91	II
1000	3179.06	II	40	9153.88	I	100	3002.61	III	100	9294.10	I
1700	3189.79	II	60	9465.94	I	200	3012.32	III	400 h	9448.95	I
1600	3212.19	II	80	9961.28	I	10	3019.29	IV	600	9596.00	I
1500	3257.96	II	20	10566.00	I	100	3021.73	III	300	9624.70	I
1700	3285.60	II	60	10572.28	I	50	3061.43	III	100	9638.10	I
1700	3301.35	II	200	10746.44	I	50	3182.61	III	100 h	9647.70	II
1200	3302.37	I	80	10749.29	I	100	3235.39	III	300	10036.66	II
600	3302.98	I	120	10834.87	I	400	3351.25	I	1000	10327.31	II
1500	3304.96	II	35	11190.19	I	650	3380.71	II	200	10914.88	II
1000	3318.04	II	50	11197.21	I	50	3430.76	III	700	11241.25	I
50	3426.86	I	400	11381.45	I	950	3464.46	II	100	12014.76	II
1500	3533.05	II	1000	11403.78	I	600	3969.26	I	60	12445.90	II
1200	3631.27	II	400	12679.17	I	1300	4030.38	I	40	12495.00	I
6	4238.99	I	60	14767.48	I	46000	4077.71	II	75	12974.70	II
10	4242.08	I	100	14779.73	I	32000	4215.52	II	100	13123.80	II
1	4249.41	I	60	16373.85	I	9	4298.57	IV	50	17447.40	I
2	4252.52	I	100	16388.85	I	340	4305.45	II	230	20261.40	I
15	4273.64	I	400	18465.25	I	65000	4607.33	I	120	20700.70	I
20	4276.79	I	50	22056.44	I	9	4685.08	IV	30	26023.60	I
2	4287.84	I	25	22083.67	I	3200	4722.28	I	<i>Sulfur S Z = 16</i>		
3	4291.01	I	60	23348.41	I	2200	4741.92	I	5	437.4	V
30	4321.40	I	100	23379.13	I	1400	4784.32	I	5	438.2	V
40	4324.62	I	<i>Strontium Sr Z = 38</i>		4800	4811.88	I	5	439.6	V	
3	4341.49	I	15	298.12	IV	3600	4832.08	I	20	519.3	IV
5	4344.74	I	15	300.12	IV	3000	4872.49	I	20	520.1	IV
40	4390.03	I	125	330.67	III	2000	4876.32	I	40	520.8	IV
60	4393.34	I	500	351.62	III	1000	4891.98	I	20	522.0	IV
5	4419.88	I	75	358.80	III	8000	4962.26	I	20	522.5	IV
8	4423.25	I	250	363.49	III	1300	4967.94	I	20	551.2	IV
60	4494.18	I	150	371.21	III	800 h	5156.07	I	40	652.5	IV
100	4497.66	I	20	378.53	IV	1400	5222.20	I	40	653.0	IV
10	4541.63	I	75	392.44	IV	2000	5225.11	I	70	653.6	IV
15	4545.19	I	50	393.00	IV	2000	5229.27	I	40	654.0	IV
120	4664.811	I	50	396.22	IV	2800	5238.55	I	70	655.6	IV
200	4668.560	I	1000	437.24	III	4800	5256.90	I	20	655.9	IV

Intensity	Wavelength/Å		Intensity	Wavelength/Å		Intensity	Wavelength/Å		Intensity	Wavelength/Å	
110	657.3	IV	355	1316.542	I	285	3902.0	I	160	9035.9	I
40	658.3	V	290	1316.618	I	160	3928.6	III	450	9212.9	I
70	659.8	V	375	1323.515	I	360	3933.3	II	450	9228.1	I
40	660.9	IV	355	1326.643	I	450	4120.8	I	450	9237.5	I
160	661.4	IV	775	1381.552	I	280	4142.3	II	285	9413.5	I
110	663.2	V	710	1385.510	I	360	4145.1	II	285	9421.9	I
40	663.7	IV	960	1388.435	I	450	4153.1	II	285	9437.1	I
40	664.8	IV	640	1389.154	I	450	4162.7	II	650	9649.9	I
70	666.1	IV	775	1392.588	I	360	4253.6	III	450	9672.3	I
20	678.1	V	1000	1396.112	I	450	4694.1	I	450	9680.8	I
40	680.3	V	300	1409.337	I	285	4695.4	I	450	9693.7	I
110	680.9	V	510	1425.030	I	160	4696.2	I	285	9697.3	I
40	681.6	V	425	1433.280	I	280	4716.2	II	285	9739.7	I
20	693.5	V	300	1436.968	I	450	4815.5	II	285	9932.3	I
70	729.5	III	300	1448.229	I	360	4924.1	II	285	9949.8	I
110	732.42	III	425	1472.972	I	450	4925.3	II	285	9958.9	I
70	735.2	III	550	1473.995	I	285	4993.5	I	285	10455.5	I
70	738.5	III	300	1474.380	I	360	5428.6	II	285	10459.5	I
110	744.9	IV	355	1481.665	I	650	5432.8	II	<i>Tantalum Ta Z = 73</i>		
110	748.4	IV	485	1483.039	I	1000	5453.8	II	60	493.07	V
110	750.2	IV	300	1483.233	I	1000	5473.6	II	1000	890.87	V
110	753.8	IV	330	1485.622	I	1000	5509.7	II	500	947.30	V
285	786.5	V	390	1487.150	I	280	5564.9	II	67	999.34	IV
70	789.0	III	20	1624.0	IV	1000	5606.1	II	79	1116.10	IV
70	796.7	III	20	1629.2	IV	450	5640.0	II	78	1136.17	IV
70	800.5	IV	680	1666.688	I	450	5640.3	II	85	1175.51	IV
70	804.0	IV	640	1687.530	I	280	5647.0	II	80	1189.28	IV
70	809.7	IV	710	1807.311	I	650	5659.9	II	80	1192.67	IV
110	816.0	IV	680	1820.343	I	450	5664.7	II	85	1213.09	IV
70	824.9	III	640	1826.245	I	160	5706.1	I	500	1213.42	V
70	836.3	III	710	1900.286	I	450	5819.2	II	85	1215.53	IV
160	849.2	V	550	1914.698	I	450	6052.7	I	90	1223.73	IV
110	852.2	V	20	2387.0	IV	280	6286.4	II	88	1238.12	IV
220	854.8	V	40	2398.9	IV	450	6287.1	II	95	1240.06	IV
110	857.9	V	110	2460.5	III	450	6305.5	II	87	1258.34	IV
110	860.5	V	110	2489.6	III	450	6312.7	II	94	1264.91	IV
40	906.9	II	160	2496.2	III	280	6384.9	II	98	1272.42	IV
40	910.5	II	160	2499.1	III	280	6397.3	II	94	1275.48	IV
40	912.7	II	220	2508.2	III	280	6398.0	II	86	1275.94	IV
40	937.4	II	70	2636.9	III	360	6413.7	II	92	1308.51	IV
40	937.7	II	220	2665.4	III	160	6743.6	I	87	1315.58	IV
160	1062.7	IV	110	2691.8	III	285	6748.8	I	92	1332.38	IV
160	1073.0	IV	110	2702.8	III	450	6757.2	I	86	1343.30	IV
70	1073.5	IV	220	2718.9	III	450	7579.0	I	92	1365.88	IV
285	1077.1	III	110	2721.4	III	450	7629.8	I	5000	1392.56	V
40	1102.3	II	220	2726.8	III	285	7686.1	I	91	1398.78	IV
70	1194.0	III	220	2731.1	III	450	7696.7	I	93	1413.40	IV
70	1201.0	III	110	2741.0	III	1000	7924.0	I	91	1454.32	IV
40	1234.1	II	285	2756.9	III	160	7928.8	I	92	1464.41	IV
40	1250.5	II	110	2775.2	III	285	7930.3	I	93	1469.82	IV
110	1253.8	II	160	2785.5	III	450	7931.7	I	90	1495.25	IV
110	1259.5	II	110	2863.5	III	450	7967.4	I	95	1514.19	IV
275	1270.782	I	160	2904.3	III	450	7967.4	II	85	1607.70	IV
250	1277.216	I	160	2986.0	III	450	8314.7	I	7000	1709.10	V
280	1295.653	I	110	3097.5	IV	450	8314.7	II	85	1712.16	IV
275	1302.337	I	110	3497.3	III	450	8585.6	I	85	1716.13	IV
235	1302.863	I	160	3632.0	III	285	8680.5	I	85	2055.75	IV
235	1303.110	I	110	3709.4	III	450	8694.7	I	1100	2140.13	II
245	1303.430	I	160	3717.8	III	360	8874.5	I	1500	2146.87	II
260	1305.883	I	160	3838.3	III	110	8882.5	I	1200	2182.71	II
265	1310.194	I	285	3867.6	I	220	8884.2	I	1100	2193.88	II

Intensity	Wavelength/Å		Intensity	Wavelength/Å		Intensity	Wavelength/Å		Intensity	Wavelength/Å	
1500	2196.03	II	770	2775.88	I	200	5037.37	I	75	7006.96	I
90	2199.58	IV	680	2796.34	I	100	5067.87	I	150	7148.63	I
1500	2199.67	II	680	2797.76	II	110	5115.84	I	110	7172.90	I
90	2207.64	IV	510	2806.58	I	100	5141.62	I	140	7301.74	I
1400 d	2210.03	II	640	2844.25	I	100	5143.69	I	160	7346.41	I
1400	2239.48	II	560	2848.52	I	330	5156.56	I	140 c	7352.86	I
1200	2250.76	II	1500	2850.49	I	110	5212.74	I	100	7356.96	I
840	2261.42	II	1900	2850.98	I	110 d	5218.45	I	90 cw	7369.09	I
990	2262.30	II	360	2861.98	I	140	5341.05	I	160	7407.89	I
990	2272.59	II	470	2871.42	I	200	5402.51	I	100	7882.37	I
790	2285.25	II	380	2880.02	I	130	5419.19	I	75	8026.50	I
600	2286.59	II	770	2891.84	I	90	5518.91	I	75	8281.62	I
990	2289.16	II	560	2902.05	I	150	5645.91	I	<i>Technetium Tc Z = 43</i>		
440	2302.24	II	310	2915.49	I	130	5664.90	I	10000 c	3636.07	I
440	2302.93	II	410	2925.19	I	130	5776.77	I	20000 c	4031.63	I
440	2312.60	II	310	2932.70	I	90	5780.71	I	15000	4095.67	I
420	2315.46	II	1700	2933.55	I	130	5811.10	I	20000	4262.27	I
690	2331.98	II	470	2940.06	I	240	5877.36	I	30000	4297.06	I
550	2332.19	II	1200	2940.22	I	130	5882.30	I	20000	4853.59	I
250	2357.30	I	510	2951.92	I	90	5901.91	I	<i>Tellurium Te Z = 52</i>		
260	2361.09	I	340	2953.56	I	90	5918.95	I	8	802.28	II
600	2364.24	II	1500	2963.32	I	130	5939.76	I	8	1059.51	II
320	2371.58	I	770	2965.13	II	240	5944.02	I	8	1077.66	II
1400	2387.06	II	770	2965.54	I	190 c	5997.23	I	8	1077.66	II
2400	2400.63	II	340	2969.47	I	100	6020.72	I	10	1161.42	II
320	2416.89	II	430	2975.56	I	250	6045.39	I	10	1174.34	II
360	2427.64	I	1800	3012.54	II	100	6047.25	I	12	1175.79	II
360	2429.71	II	290 d	3027.48	I	100	6101.58	I	9	1208.54	II
480	2432.70	II	530	3049.56	I	65	6144.56	I	9	1220.98	II
380	2470.90	II	530	3069.24	I	130	6154.50	I	9	1253.62	II
600	2474.62	I	360	3077.24	I	150	6256.68	I	9	1270.52	II
500	2484.95	I	560	3103.25	I	150	6268.70	I	10	1324.92	II
600	2488.70	II	380	3124.97	I	150	6309.58	I	9	1363.24	II
500	2490.46	I	380	3130.58	I	75	6325.08	I	8	1366.73	II
600	2504.45	I	270	3132.64	I	65	6341.17	I	10	1374.80	II
600	2507.45	I	320	3170.29	I	75	6356.16	I	10	1608.41	II
1200 d	2526.35	I	270	3173.59	I	65	6360.84	I	10	1613.15	II
600	2532.12	II	600	3180.95	I	90	6389.45	I	5	1655.4	I
1200	2559.43	I	300	3223.83	I	65	6428.60	I	5	1688.5	I
460	2562.10	I	1100	3311.16	I	250	6430.79	I	6	1700.0	I
600	2577.37	II	680	3318.84	I	200	6450.36	I	5	1708.0	I
600	2603.49	II	330 d	3330.99	II	380	6485.37	I	10	1822.4	I
1400	2608.63	I	640	3371.54	I	65	6505.52	I	26000	2002.02	I
1200	2635.58	II	360	3385.05	I	100	6514.39	I	6500	2081.16	I
860	2636.90	I	450	3406.94	I	100	6516.10	I	18000	2142.81	I
2400	2647.47	I	490	3480.52	I	100	6574.84	I	3200	2147.25	I
2600	2653.27	I	380	3497.85	I	110	6611.95	I	500	2259.02	I
1900	2656.61	I	490	3511.04	I	75	6621.30	I	1200	2383.26	I
1500	2661.34	I	750	3607.41	I	100	6673.73	I	1500	2385.78	I
770	2675.90	II	980	3626.62	I	180	6675.53	I	50	2438.69	II
1500	2685.17	II	500	3642.06	I	75 c	6740.73	I	120	2530.72	I
470	2694.52	II	210	3918.51	I	75	6771.74	I	100	2649.66	II
1000	2698.30	I	210	3970.10	I	160 c	6813.25	I	80	2661.10	II
1200	2710.13	I	210	3996.17	I	210	6866.23	I	110	2677.13	I
2600	2714.67	I	410	4061.40	I	180	6875.27	I	100	2858.29	II
470	2727.44	II	310	4067.91	I	150	6902.10	I	150	2895.41	II
1200	2748.78	I	300	4205.88	I	140	6927.38	I	70	2967.29	II
860	2749.83	I	360 c	4510.98	I	140	6928.54	I	70	3047.00	II
410	2752.49	II	340	4574.31	I	65	6951.26	I	100	3175.14	I
1000	2758.31	I	260	4619.51	I	180	6966.13	I	60	3256.80	II
430	2761.68	II	450	4681.88	I	110 d	6995.22	I	60	3329.22	II

Atomic	Intensity Wavelength/Å			Intensity Wavelength/Å			Intensity Wavelength/Å			Intensity Wavelength/Å		
	Intensity	Wavelength/Å		Intensity	Wavelength/Å		Intensity	Wavelength/Å		Intensity	Wavelength/Å	
	150	3406.79	II	689	9956.30	I	810 d	3472.79	II	390	4196.74	I
	50	3442.25	II	325	9977.13	I	810	3500.84	II	650	4203.74	I
	50	3521.11	II	5950	10051.41	I	5700	3509.17	II	600	4206.49	I
	50	3552.19	II	4097	10091.01	I	1300	3523.66	II	480	4215.09	I
	100	3611.78	II	381	10118.08	I	1100	3540.24	II	480	4232.82	I
	50	3617.57	II	397	10300.56	I	810	3543.89	II	650	4266.34	I
	50	4006.52	II	745	10493.57	I	3200	3561.74	II	760 cw	4278.52	II
	70	4127.32	II	1880	10918.34	I	810	3567.35	II	450	4310.42	I
	100	4169.77	II	10200	11089.56	I	4200	3568.52	II	2200	4318.83	I
	80	4225.73	II	508	11163.74	I	1600	3568.98	II	600	4322.23	I
	100	4261.11	II	6620	11487.23	I	1100	3579.20	II	600	4325.83	II
	60	4273.43	II	1580	13247.75	I	710	3585.03	II	3000	4326.43	I
	80	4285.85	II	1050	14513.51	I	810	3596.38	II	600	4332.12	I
	150	4364.00	II	1480	15452.45	I	1600	3600.44	II	870	4336.43	I
	75	4385.10	II	2430	15546.23	I	810	3625.54	II	600	4337.64	I
	170	4478.63	II	3760	16403.90	I	2300	3650.40	II	1700	4338.41	I
	80	4537.07	II	1960	17303.54	I	810	3654.88	II	700	4340.62	I
	100	4557.78	II	2780	18291.59	I	2000	3658.88	II	870	4356.81	I
	70	4630.62	II	1020	21043.73	I	3800	3676.35	II	330	4382.45	I
	100	4641.12	II	464	21602.50	I	810	3682.26	II	300	4388.23	I
	180	4654.37	II	74	22555.29	I	450	3693.58	I	260	4390.91	I
	200	4686.91	II	38	26539.17	I	450	3700.12	I	350	4423.10	I
	100	4696.38	II	<i>Terbium Tb Z = 65</i>			4700	3702.86	II	240	4436.12	I
	100	4706.53	II	1000	1259.40	IV	2400	3703.92	II	240	4448.04	I
	100	4766.05	II	1000	1327.67	IV	1000 d	3711.76	II	430	4493.07	I
	100	4784.87	II	1000	1373.86	IV	650	3745.04	I	75	4514.31	II
	100	4827.14	II	5000	1595.39	IV	870	3747.17	II	110	4549.07	I
	150	4831.28	II	2000	1633.19	IV	870	3747.34	II	110	4550.45	I
	150	4842.90	II	2000	2027.79	IV	1100	3755.24	II	110	4556.46	I
	130	4865.12	II	1000	2089.98	IV	650	3759.35	I	110	4563.69	II
	200	4866.24	II	1000	2332.54	IV	1700	3765.14	I	210	4578.69	II
	8	5083.0	I	110	2584.61	II	2100	3776.49	II	65	4584.84	II
	50	5449.84	II	110	2608.57	II	600	3783.53	I	65	4591.56	II
	50	5487.95	II	130	2628.69	II	410	3789.92	I	75 d	4626.32	II
	150	5576.35	II	140	2669.29	II	760 d	3806.85	II	95	4626.94	II
	150	5649.26	II	190	2704.07	II	1500	3830.26	I	65	4632.07	I
	100	5666.20	II	270	2769.53	II	540	3833.42	I	65 h	4636.59	I
	200	5708.12	II	320	2897.44	II	920 d	3842.50	II	85	4641.00	II
	150	5755.85	II	250	2956.21	II	3700	3848.73	II	210	4641.98	II
	100	5974.68	II	230	3010.59	II	3500 w	3874.17	II	260 cw	4645.31	II
	50	6367.13	II	230	3016.18	II	480	3888.22	I	80	4647.23	I
	10 h	6790.0	I	460	3053.55	II	490	3894.64	I	80	4662.79	I
	20 h	6837.6	I	460	3070.05	II	2400	3899.20	II	80	4676.90	I
	20 h	6854.7	I	670	3078.86	II	1600	3901.33	I	70 c	4681.87	I
	15 h	7191.1	I	480	3082.36	II	480	3908.06	I	80	4688.63	II
	20 h	7263.5	I	480	3089.58	II	650	3915.43	I	80	4693.11	II
	12	7460.98	II	480	3102.96	II	760	3925.45	II	200	4702.41	II
	15	7468.75	II	440	3139.64	II	810 d	3939.52	II	110	4707.94	II
	15	7921.69	II	480	3187.26	II	2200 d	3976.84	II	80	4739.93	I
	15	7943.14	II	480	3199.56	II	1800	3981.87	II	70	4747.80	I
	10	7950.34	II	1100	3218.93	II	970	4002.59	II	410 cw	4752.53	II
	30 h	8061.4	I	1200	3219.98	II	1900	4005.47	II	180	4786.78	I
	10	8122.44	II	480	3252.32	II	760	4012.75	II	100	4813.77	I
	20	8186.44	II	760	3280.31	II	870	4032.28	I	80	4875.57	II
	15	8273.53	II	760	3281.40	II	2100	4033.03	II	80	4881.15	II
	15	8672.95	II	1000	3285.04	II	430	4054.12	I	95	4915.90	I
	10	8733.81	II	1500	3293.07	II	410	4060.37	I	65	4931.79	I
	205	8758.18	I	3800	3324.40	II	1300	4061.58	I	85	4993.82	II
	81	9004.37	I	760	3349.42	II	650	4105.37	I	110	5078.25	I
	5660	9722.74	I	760	3364.93	II	1100	4144.41	II	75	5089.12	II
	532	9868.92	I	810	3454.06	II	350	4158.53	I	85	5186.13	I

Intensity	Wavelength/Å		Intensity	Wavelength/Å		Intensity	Wavelength/Å		Intensity	Wavelength/Å	
120	5228.12	I	20	1034.73	IV	15	4981.35	II	910	3256.274	II
75	5248.71	I	20	1036.61	IV	25	5078.54	II	180	3257.366	I
75 w	5262.11	II	10 r	1049.73	II	25	5152.14	II	910	3262.668	II
75	5281.05	I	8 r	1050.30	II	18000	5350.46	I	620	3287.789	II
65	5304.72	I	5 r	1074.97	II	15 d	5384.85	II	910	3291.739	II
110	5319.23	I	30	1079.68	IV	10	5410.97	II	620	3292.520	II
65 w	5337.90	I	10 r	1130.17	II	25	5949.48	II	240	3301.650	I
160	5354.88	I	15 r	1162.55	II	10	6179.98	II	480	3304.238	I
75	5369.72	I	10 r	1167.43	II	10	6378.32	II	510	3321.450	II
75	5375.98	I	10 r	1183.41	II	16 h	6549.84	I	840	3325.120	II
50	5424.10	II	12 r	1194.84	II	10	6966.5	II	250	3330.476	I
55	5459.81	I	5 r	1246.00	II	10	7815.80	I	620	3334.604	II
55	5509.61	I	10	1266.33	III	20	8373.6	I	620	3337.870	II
50	5514.54	I	15 r	1307.50	II	10	8474.27	I	310	3348.768	I
65	5524.12	I	8 r	1310.20	II	10	8664.1	II	980	3351.228	II
85 c	5747.58	I	25 r	1321.71	II	20	9130.	II	620	3358.602	II
75	5795.64	I	8 r	1330.40	II	20	9130.5	I	250	3374.974	I
75	5803.13	II	10 r	1373.52	II	40	9509.4	I	1300	3392.035	II
65	5815.36	I	10	1477.14	III	20	9930.4	I	200	3396.727	I
65	5851.07	I	8 r	1489.65	I	30	10011.9	I	250	3398.544	I
65	5870.62	I	10 r	1499.30	II	40	10488.80	I	200	3405.558	I
65 c	5920.78	I	10 r	1507.82	II	1000	11512.82	I	250	3413.012	I
75	5967.34	II	15 r	1561.58	II	150	12736.4	I	390	3421.210	I
35	6331.68	II	10 r	1568.57	II	700	13013.2	I	270	3423.989	I
35 cw	6518.68	I	7 r	1593.26	II	<i>Thorium Th Z = 90</i>			980	3433.998	II
35	6581.82	I	5 h	1616.	I	150	1707.37	IV	770	3435.976	II
90	6677.94	II	5	1685.40	I	200	1959.02	IV	1300	3469.920	II
40 cw	6702.61	I	10 r	1792.76	II	200	2002.34	IV	170	3471.218	I
130	6794.58	II	12 r	1814.85	II	200	2413.50	III	200	3486.552	I
55	6896.37	II	25 r	1908.64	II	200	2427.94	III	670	3539.587	II
45 h	6899.95	I	100 r	2007.56	I	200	2431.68	III	180	3544.018	I
40	6901.98	I	100 r	2210.71	I	200	2441.24	III	170	3549.595	I
65	7204.28	I	30	2298.04	II	200	2565.593	II	200	3555.013	I
40	7257.73	I	140	2315.98	I	500	2692.415	II	530	3559.451	II
45	7348.88	II	900 h	2379.69	I	480	2747.156	II	200	3576.557	I
45	7496.12	I	20	2530.86	II	520	2752.166	II	270	3592.780	I
27 h	7582.03	II	700	2580.14	I	410	2832.315	II	270	3598.120	I
45	7590.24	I	420	2709.23	I	800	2837.295	II	980	3609.445	II
65	7596.44	I	4400 d	2767.87	I	1200	2848.084	I	200	3612.427	I
30	7627.81	I	10	2849.80	II	100	2870.406	II	480	3615.133	II
30	7737.63	I	2800	2918.32	I	550	2936.086	I	270	3635.943	I
30	7855.79	II	20	3091.56	II	100	2943.729	I	210	3642.248	I
27	7927.90	II	15	3185.51	II	100	3049.092	II	170	3649.735	I
30	8025.42	II	15	3186.56	II	420	3067.729	II	220	3663.202	I
30	8085.06	II	15	3187.74	II	450	3078.828	II	280	3669.968	I
65	8194.82	II	1200	3229.75	I	670	3080.217	II	700	3675.567	II
95	8212.57	I	15	3291.01	II	480	3108.296	II	150	3682.486	I
40	8450.06	II	15	3369.15	II	510	3116.263	I	170	3692.566	I
30 h	8511.80	I	9	3456.34	III	100	3119.526	II	180	3698.105	I
45	8583.45	II	20000	3519.24	I	510	3122.963	II	340	3706.767	I
30	8603.40	I	5000	3529.43	I	510	3125.507	II	590	3719.435	I
65	8765.74	II	8	3540.08	II	100	3136.216	I	770	3721.825	II
<i>Thallium Tl Z = 81</i>			9	3560.68	II	420	3139.306	II	1300	3741.183	II
10	570.49	IV	12000 w	3775.72	I	420	3142.835	II	310	3747.539	I
5 r	670.87	II	10	3832.30	II	420	3175.726	II	650	3752.569	II
15 r	696.30	II	10	3887.15	II	1100	3180.193	II	180	3770.056	I
5 r	709.23	II	7	4109.85	III	770	3188.233	II	590	3803.075	I
10 r	817.18	II	6	4269.81	III	560	3221.292	II	450	3828.384	I
5 r	836.34	II	20	4274.98	II	560	3229.009	II	840	3839.746	II
8 r	1018.85	II	40	4306.80	II	480	3235.84	II	450	3863.405	II
30	1028.69	IV	20	4737.05	II	590	3238.116	II	210	3875.374	I

Intensity	Wavelength/Å		Intensity	Wavelength/Å		Intensity	Wavelength/Å		Intensity	Wavelength/Å	
340	3895.419	I	40	7191.132	II	1900	3151.04	II	6800	3883.13	I
590	3929.669	II	35	7208.006	I	1500	3157.34	II	1800	3883.44	II
200	3932.911	I	50	7525.508	II	450	3172.65	I	5400	3887.35	I
390	3967.392	I	30	7647.380	I	2300	3172.83	II	440	3896.62	I
200	3972.155	I	30	8330.451	I	1200	3236.81	II	3500	3916.48	I
150	3980.089	I	40	8967.641	I	1600	3240.23	II	1500	3949.27	I
530	3994.549	II	20	9833.42	I	2300	3241.54	II	1500	3958.10	II
220	4008.210	I	20	10726.93	I	320	3246.96	I	1800	3996.52	II
220	4009.056	I	20	10942.24	II	1900	3258.05	II	220	4024.23	I
280	4012.495	I	30	11230.259	I	1600	3266.64	II	380	4044.47	I
4200	4019.129	II	20	11984.67	II	1200	3267.40	II	10000	4094.19	I
250	4030.842	I	20	17208.22	II	1100	3276.81	II	9500	4105.84	I
250	4036.047	I	15	18811.88	I	1200	3283.40	II	1100	4138.33	I
250	4063.407	I	10	22264.35	II	1200	3285.61	II	8800	4187.62	I
700	4086.520	II	<i>Thulium Tm Z = 69</i>			2300	3291.00	II	6000	4203.73	I
700	4094.747	II	5000	2185.94	III	2000	3302.46	II	380	4222.67	I
150	4100.341	I	360	2284.79	II	1200	3309.80	II	3000	4242.15	II
840	4108.421	II	20000	2296.21	III	230	3349.99	I	270	4271.71	I
240	4112.754	I	5000	2305.03	III	4000	3362.61	II	150	4298.36	I
280	4115.758	I	20000	2311.16	III	1700	3397.50	II	2700	4359.93	I
1100	4116.713	II	5000	2312.72	III	850	3410.05	I	1400	4386.43	I
200	4127.411	I	5000	2326.19	III	340	3412.59	I	200	4394.42	I
200	4134.067	I	6000	2328.50	III	340	3416.59	I	140	4396.50	I
450	4149.986	II	6000	2329.29	III	6400	3425.08	II	120	4454.03	I
620	4178.060	II	3000	2331.80	III	340	3429.33	I	540	4481.26	II
620	4208.890	II	3000	2357.05	III	4900	3441.50	II	150	4519.60	I
110	4253.538	I	4000	2406.63	III	4900	3453.66	II	260	4522.57	II
110	4260.333	I	450	2409.02	II	8500	3462.20	II	110	4548.60	I
480	4277.313	II	450	2426.17	II	210	3467.51	I	270	4599.02	I
700	4282.042	II	770	2480.13	II	340	3476.69	I	300	4615.94	II
130	4337.277	I	30000	2489.44	III	340	3480.98	I	80	4626.33	II
1300	4381.860	II	2000	2504.71	III	420	3487.38	I	95	4626.56	II
1100	4391.110	II	1300	2509.08	II	340	3499.95	I	110	4634.26	II
110	4498.940	I	3000	2519.78	III	250	3517.60	I	120	4655.09	I
280	4510.527	II	130	2527.02	I	1700	3535.52	II	160	4681.92	I
90	4723.438	I	10000	2552.46	III	420	3537.91	I	120	4691.11	I
50	4840.843	I	360	2552.76	I	210	3555.82	I	110	4724.26	I
280	4863.163	II	540	2561.65	II	340	3560.92	I	680	4733.34	I
260	5017.255	II	430	2588.27	II	420	3563.88	I	70	4759.90	I
110	5067.974	I	170 h	2596.49	I	1300	3566.47	II	80	4831.20	II
120	5148.211	II	810	2607.06	II	420	3567.36	I	140	4957.18	I
95	5216.596	II	730	2624.33	II	280	3586.07	I	160	5009.77	II
110	5231.160	I	5000	2682.32	III	2100	3608.77	II	160	5034.22	II
95	5247.654	II	2000	2707.03	III	1000	3629.09	III	150	5060.90	I
60	5343.581	I	3000	2719.47	III	380	3638.41	I	95	5113.97	I
60	5587.026	I	540	2721.19	II	1100	3668.09	II	80	5213.38	I
95	5707.103	II	3000	2724.44	III	4800	3700.26	II	650	5307.12	I
70	5760.551	I	4000	2727.56	III	3800	3701.36	II	80	5346.49	II
85	5989.044	II	680	2794.60	II	7700	3717.91	I	270	5631.41	I
60	6169.822	I	730	2797.27	II	2400	3734.12	II	520	5675.84	I
50	6182.622	I	2000	2806.77	III	5000	3744.06	I	40	5684.76	II
50	6274.116	II	580	2827.92	II	1700	3751.81	I	35	5709.97	II
50	6274.117	II	200	2854.17	I	6000	3761.33	II	190	5764.29	I
50	6355.911	II	1600	2869.23	II	4800	3761.91	II	35	5838.76	II
60	6457.283	I	1000	2947.72	III	7100	3795.75	II	240	5895.63	I
50	6462.614	I	490	2973.22	I	770	3798.54	I	140	5971.26	I
50 h	6531.342	I	1000	2998.28	III	600	3807.72	I	200	6460.26	I
55	6989.656	I	1500	3015.30	II	290	3826.39	I	95	6604.96	I
30	7045.795	II	360	3081.12	I	1300	3838.20	II	110	6779.77	I
30	7084.171	I	7400	3131.26	II	290	3840.87	I	120	6844.26	I
30	7168.896	I	2300	3133.89	II	8900	3848.02	II	80	6845.76	I

Intensity	Wavelength/Å		Intensity	Wavelength/Å		Intensity	Wavelength/Å		Intensity	Wavelength/Å	
10	6937.37	I	120 r	1823.00	I	110	3330.62	I	15	498.26	V
10	7017.90	I	9	1831.89	II	60	3351.97	II	14	502.08	V
12	7034.34	I	50 r	1848.75	I	10	3472.46	II	13	526.57	V
10	7106.14	I	200 r	1860.32	I	11	3575.45	II	18	779.07	IV
17	7272.62	I	80	1886.05	I	280 r	3801.02	I	20	1298.66	III
14	7310.51	I	100	1891.40	I	10	5332.36	II	20	1298.97	III
14	7432.18	I	12	1899.91	II	20	5561.95	II	23	1455.19	III
75	7481.08	I	50	1909.30	I	25	5588.92	II	20	1467.34	IV
75	7490.20	I	80	1925.31	I	500	5631.71	I	11	1717.40	V
140	7558.33	I	500	1941.86	III	15	5799.18	II	10	1841.49	V
80	7731.53	I	150	1952.15	I	50	5925.44	I	20	2067.56	IV
40	7856.08	I	50 h	1977.6	I	100	5970.30	I	18	2103.16	IV
55	7927.51	I	80	1984.20	I	150	6037.70	I	180	2273.28	I
110	7930.84	I	50	2040.66	I	250	6069.00	I	190	2279.96	I
95	8017.90	I	50	2054.03	I	100	6073.46	I	190	2305.67	I
27	8472.01	II	70	2058.31	I	400	6149.71	I	22	2413.99	III
<i>Tin Sn Z = 50</i>			80	2068.58	I	200	6154.60	I	25	2516.05	III
7	169.47	II	100	2072.89	I	150	6171.50	I	360	2525.60	II
150	361.01	V	100	2073.08	I	100	6310.78	I	24	2527.84	III
100	753.01	III	200	2096.39	I	70	6453.50	II	210	2529.85	I
200	910.92	III	100	2100.93	I	25	6844.05	II	190	2531.25	II
500	956.25	IV	100 r	2113.93	I	20	7191.40	II	190	2534.62	II
7	985.13	II	50	2121.26	I	10	7387.79	II	130	2535.87	II
500	1019.72	IV	40 r	2148.73	I	13	7741.80	II	23	2540.06	III
1000	1044.49	IV	20 r	2151.43	I	100	7754.97	I	24	2563.44	III
1000	1073.41	IV	30	2151.54	II	100 h	8030.5	I	23	2565.42	III
200	1089.35	V	80	2171.32	I	200	8114.09	I	22	2567.56	III
8	1108.19	II	150 r	2194.49	I	80	8357.04	I	270	2599.92	I
1000	1119.34	IV	300 r	2199.34	I	300	8422.72	I	340	2605.15	I
1000	1139.29	III	400 r	2209.65	I	400	8552.60	I	510	2611.28	I
1000	1158.33	III	80 r	2231.72	I	50 h	8681.7	I	300	2619.94	I
200	1160.74	V	400 r	2246.05	I	50 h	9410.86	I	640	2641.10	I
10	1161.43	II	60	2251.17	I	80 h	9415.37	I	800	2644.26	I
1000	1184.25	III	400 r	2268.91	I	150	9616.40	I	950	2646.64	I
2000	1210.52	III	200 r	2286.68	I	50	9741.1	I	250	2742.32	I
9	1219.07	II	600 r	2317.23	I	100 h	9742.8	I	250	2802.50	I
13	1223.70	II	300 r	2334.80	I	300 h	9805.38	I	190	2841.94	II
11	1243.00	II	1000 r	2354.84	I	500	9850.52	I	180	2877.44	II
2000	1251.38	V	22	2368.33	II	54	10894.00	I	280	2884.11	II
1000	1259.92	III	100	2408.15	I	70	11191.85	I	450	2912.08	I
20	1290.86	II	800 r	2421.70	I	56	11277.66	I	340	2928.34	I
200	1294.36	V	1000 r	2429.49	I	200	11454.59	I	1100	2942.00	I
1000	1305.97	III	15	2448.98	II	200	11616.26	I	1300	2948.26	I
1000	1314.55	IV	300	2483.39	I	258	11739.78	I	1600	2956.13	I
20	1316.59	II	13	2483.48	II	96	11825.18	I	22	2984.75	III
1000	1327.34	III	10	2486.99	II	106	11835.82	I	1300 d	3066.22	II
1000	1347.65	III	200	2495.70	I	254	11932.99	I	1100	3072.97	II
1000	1386.74	III	400	2546.55	I	48	12009.50	I	1600	3075.22	II
25	1400.52	II	500 r	2571.58	I	111	12313.24	I	2300	3078.64	II
1000	1437.52	IV	200	2594.42	I	42	12530.87	I	3600	3088.02	II
20	1475.15	II	200 r	2661.24	I	42	12536.5	I	720	3119.72	I
9	1489.22	II	700 r	2706.51	I	89	12888.5	I	500	3161.20	II
1000	1570.36	III	150	2779.81	I	187	12981.7	I	780	3161.77	II
10 r	1737.21	I	1400 r	2839.99	I	187	13018.5	I	1000	3162.57	II
15 r	1751.46	I	1000 r	2863.32	I	68	13081.5	I	1600	3168.52	II
20 r	1764.98	I	700 r	3009.14	I	378	13460.2	I	2400	3186.45	I
30 r	1790.75	I	850 r	3034.12	I	144	13608.2	I	1000	3190.87	II
80 r	1804.60	I	12	3047.50	II	40	20861.7	I	3100	3191.99	I
15	1811.34	II	550 r	3175.05	I	4	24738.2	I	3800	3199.92	I
500	1811.71	III	550 r	3262.34	I	<i>Titanium Ti Z = 22</i>			780	3202.54	II
40 r	1815.74	I	50	3283.21	II	17	252.96	V	1100	3217.06	II

Atomic	Intensity Wavelength/Å			Intensity Wavelength/Å			Intensity Wavelength/Å			Intensity Wavelength/Å		
	1300	3222.84	II	950	3962.85	I	840	5020.03	I	20	8466.87	III
	6600	3234.52	II	950	3964.27	I	840	5022.87	I	90	8675.39	I
	5200	3236.57	II	4800	3981.76	I	1200	5035.91	I	<i>Tungsten W Z = 74</i>		
	4100	3239.04	II	570	3982.48	I	840	5036.47	I	5800	2001.71	II
	2600	3241.99	II	5700	3989.76	I	740	5038.40	I	13000	2008.07	II
	1200	3248.60	II	7800	3998.64	I	1200	5039.95	I	5100	2009.98	II
	1200	3252.91	II	950	4008.93	I	1400	5064.66	I	4100	2010.23	II
	1200	3254.25	II	1200	4024.57	I	1100	5173.75	I	4100	2014.23	II
	1200	3261.60	II	840	4078.47	I	1300	5192.98	I	7300	2026.08	II
	840	3314.42	I	890	4286.01	I	1400	5210.39	I	15000	2029.98	II
	2900	3322.94	II	840	4287.40	I	17	5278.12	III	5300	2049.63	II
	2100	3329.46	II	950	4289.07	I	20	5398.93	IV	9700	2079.11	II
	1800	3335.20	II	840	4290.94	I	340	5512.53	I	6100	2094.75	II
	1100	3340.34	II	840	4295.76	I	270	5514.35	I	2100	2118.87	II
	5700	3341.88	I	2000	4298.66	I	320	5514.54	I	2400	2121.59	II
	4300	3349.04	II	200	4300.05	II	250	5644.14	I	1500	2166.32	II
	12000	3349.41	II	2900	4300.56	I	130	5675.44	I	1300	2204.48	II
	4100	3354.64	I	4100	4301.09	I	95	5689.47	I	460	2249.80	I
	7200	3361.21	II	6000	4305.92	I	95	5715.13	I	510	2277.58	I
	1100	3370.44	I	1200	4314.80	I	85	5739.51	I	530 d	2294.49	I
	4300	3371.45	I	330	4395.04	II	400	5866.46	I	340	2309.02	I
	5700	3372.80	II	890	4427.10	I	230	5899.32	I	440	2313.17	I
	2900 d	3377.48	I	230	4443.80	II	120	5918.55	I	460	2321.63	I
	1400	3380.28	II	840	4449.15	I	150	5922.12	I	390 d	2326.56	I
	5700	3383.76	II	550	4450.90	I	120	5941.76	I	320	2354.61	I
	1400	3385.95	I	840	4453.32	I	300	5953.17	I	580	2360.44	I
	1400	3387.84	II	950	4455.33	I	200	5965.84	I	850	2363.07	I
	1100	3394.58	II	1100	4457.43	I	270	5978.56	I	510	2374.47	I
	890	3444.31	II	240	4468.50	II	340	5999.04	I	670	2384.82	I
	600	3461.50	II	530	4481.26	I	110	6064.63	I	730	2397.09	II
	600	3477.18	II	780	4512.74	I	120	6085.23	I	560	2397.73	I
	480	3491.05	II	1000	4518.03	I	120	6091.17	I	560	2397.98	I
	890	3504.89	II	1000	4522.80	I	120	6126.22	I	1700 d	2405.58	I
	600	3510.84	II	780	4527.31	I	17	6246.65	IV	610	2415.68	I
	17	3576.44	IV	6000	4533.24	I	380	6258.10	I	870	2424.21	I
	600	3610.16	I	240	4533.97	II	380	6258.70	I	1800	2435.96	I
	4800	3635.46	I	3600	4534.78	I	300	6261.10	I	580	2444.06	I
	6600	3642.68	I	2400	4535.58	I	55	6546.28	I	780	2451.48	II
	7200	3653.50	I	1200	4535.92	I	65	6554.23	I	870	2452.00	I
	600	3671.67	I	1200	4536.05	I	75	6556.07	I	630	2454.98	I
	3100	3685.20	II	720	4544.69	I	18	6621.58	III	780	2455.51	I
	600	3689.91	I	950	4548.77	I	18	6667.99	III	780	2456.53	I
	2900	3729.82	I	240	4549.63	II	80	6743.12	I	1100	2459.30	I
	3300	3741.06	I	15	4549.84	III	20	7072.64	III	1400	2466.85	I
	330	3741.64	II	950	4552.46	I	18	7084.57	III	480	2472.51	I
	5200	3752.86	I	720	4555.49	I	260	7209.44	I	1200	2474.15	I
	3300	3759.30	II	240	4571.98	II	130	7244.86	I	870	2480.13	I
	2900	3761.32	II	15 d	4572.20	III	130	7251.72	I	1500	2481.44	I
	840	3786.04	I	950	4617.27	I	120	7344.72	I	480 d	2482.10	I
	500	3882.89	I	480	4623.09	I	90	7357.74	I	580	2484.74	I
	530	3900.54	II	720	4656.47	I	60	7364.11	I	390	2487.50	I
	2600	3904.78	I	840	4667.59	I	60	7978.88	I	390	2489.23	II
	500	3913.46	II	950	4681.92	I	55	8024.84	I	630	2495.26	I
	500	3914.34	I	470	4840.87	I	75	8364.24	I	680	2504.70	I
	15	3915.47	III	400	4885.08	I	100	8377.85	I	75	2510.47	II
	1100	3924.53	I	380	4899.91	I	100	8382.54	I	310	2520.46	I
	890	3929.88	I	5800	4981.73	I	75	8396.87	I	780	2521.32	I
	1100	3947.78	I	4600	4991.07	I	120	8412.36	I	270	2522.04	II
	4500	3948.67	I	4000	4999.51	I	170	8426.52	I	780	2523.41	I
	4500	3956.34	I	3600	5007.21	I	490	8434.94	I	430	2527.76	I
	5200	3958.21	I	3200 d	5014.19	I	240	8435.70	I	780	2533.64	I

Intensity	Wavelength/Å		Intensity	Wavelength/Å		Intensity	Wavelength/Å		Intensity	Wavelength/Å		
1200	2547.14	I	440	3046.44	I	2200	4302.11	I	580	2931.41	II	
780	2550.38	I	810	3049.69	I	200	4378.48	I	530 p	2940.37	II	
2700	2551.35	I	180	3073.28	I	180	4384.85	I	1300	2941.92	II	
730	2561.97	I	180 d	3084.83	I	200	4408.28	I	830	2943.90	II	
870	2580.49	I	370	3093.50	I	640	4484.19	I	580	2956.06	II	
390	2584.39	I	240	3107.23	I	170	4588.73	I	580	2967.94	II	
390	2589.17	II	240	3108.02	I	640	4659.87	I	580	2971.06	II	
370	2601.96	I	230	3117.57	I	640	4680.51	I	530	2984.61	II	
680	2606.39	I	260	3120.18	I	790	4843.81	I	630	3022.21	II	
370	2608.32	I	290	3163.42	I	380	4886.90	I	630	3031.99	II	
970	2613.08	I	320	3176.60	I	220	4982.59	I	580	3050.20	II	
480	2613.82	I	190	3181.82	I	820	5053.28	I	630	3057.91	II	
400	2620.25	I	390	3191.57	I	770	5224.66	I	630	3062.54	II	
400	2622.21	I	390	3198.84	I	220	5514.68	I	580	3072.78	II	
400	2625.22	I	520	3207.25	I	65	5648.37	I	580	3093.01	II	
400	2632.48	I	1000	3215.56	I	55	5735.09	I	580	3102.39	II	
400	2632.70	I	190	3232.49	I	45	5804.85	I	970	3111.62	II	
810	2633.13	I	210	3254.36	I	40	5902.64	I	530	3119.35	II	
400 d	2638.62	I	210	3259.66	I	55	5947.57	I	680	3124.95	II	
650	2646.18	I	210 d	3266.62	I	55	5965.86	I	530	3139.61	II	
400	2646.73	I	730	3300.82	I	55	6012.78	I	680	3149.24	II	
1600	2656.54	I	440	3311.38	I	40	6021.52	I	530	3153.11	II	
810	2662.84	I	440	3326.20	I	45	6292.02	I	730	3229.50	II	
810	2671.47	I	440	3331.69	I	35	6404.21	I	680	3232.16	II	
650	2677.28	I	390	3373.75	I	40	6445.12	I	730	3291.33	II	
2100	2681.42	I	230	3429.59	I	17	6611.62	I	1100	3305.89	II	
650	2695.67	I	240	3443.00	I	13	6678.42	I	730	3390.38	I	
650	2699.59	I	400	3495.24	I	15	6693.08	I	580	3424.56	II	
400	2700.01	I	650	3545.22	I	13	6984.27	I	580	3435.49	I	
400	2706.58	I	240	3570.65	I	15	7140.52	I	630	3466.30	I	
400	2708.59	I	1900	3617.52	I	9	7162.64	I	680	3482.49	II	
400 d	2708.80	I	650	3682.08	I	11	7200.16	I	1600	3489.37	I	
400	2715.50	I	400	3683.30	I	10	7278.24	I	530	3496.41	II	
2100	2718.91	I	570	3688.06	I	15	7285.81	I	630	3500.08	I	
2600	2724.35	I	810	3707.92	I	15	7296.55	I	780	3507.34	I	
400	2725.03	I	510	3757.92	I	10	7509.00	I	1600	3514.61	I	
650	2748.84	I	680	3760.13	I	17	7569.92	I	630	3533.57	II	
400	2762.34	I	1000	3768.45	I	17	7614.15	I	530	3540.47	II	
400	2764.27	II	340	3773.71	I	13	7688.97	I	1200	3550.82	II	
400	2769.74	I	1000	3780.77	I	11	7784.15	I	680	3555.32	I	
810	2770.88	I	290	3809.22	I	22	8017.19	I	1200	3561.80	I	
810	2774.00	I	190	3810.38	I	22	8055.64	I	2300	3566.59	I	
810	2774.48	I	260	3810.79	I	13	8123.82	I	530	3569.08	I	
810	2792.70	I	1400	3817.48	I	10	8338.08	I	630	3578.72	II	
400	2799.93	I	1100	3835.06	I	27	8585.11	I	3200	3584.88	I	
810	2818.06	I	730	3846.22	I	10	8594.42	I	840	3638.20	I	
1600	2831.38	I	1800	3867.99	I	13	8865.53	I	2800	3670.07	II	
810	2833.63	I	730	3881.41	I	Uranium U Z = 92				1100	3701.52	II
810	2848.02	I	8600	4008.75	I	440	2565.41	II	600	3738.04	II	
1500	2896.44	I	540	4015.22	I	610	2635.53	II	680	3746.42	II	
690	2935.00	I	910	4045.59	I	830	2793.94	II	950	3748.68	II	
2400	2944.40	I	730	4069.95	I	870	2802.56	II	600	3751.17	I	
2400	2946.99	I	5000	4074.36	I	630	2807.05	II	1900	3782.84	II	
730 d	2979.71	I	1000	4102.70	I	630	2817.96	II	570	3793.10	II	
360	3013.79	I	540	4137.46	I	870	2821.12	II	1900	3811.99	I	
520	3016.47	I	450	4171.17	I	680	2828.90	II	750	3826.51	II	
770	3017.44	I	220	4207.05	I	920	2832.06	II	2000	3831.46	II	
210	3024.93	I	250	4219.37	I	970	2865.68	II	1200	3839.63	I	
310 d	3026.67	I	540	4244.36	I	1200	2889.62	II	2400	3854.64	II	
440 d	3041.73	I	1400	4269.38	I	780	2906.80	II	4900	3859.57	II	
270	3043.80	I	4100	4294.61	I	780	2908.28	II	1900	3865.92	II	

Intensity	Wavelength/Å		Intensity	Wavelength/Å		Intensity	Wavelength/Å		Intensity	Wavelength/Å	
1500	3871.03	I	500	1006.46	III	750	3190.68	II	510	4332.82	I
1000	3881.45	II	500	1149.94	III	1100	3267.70	II	760	4341.01	I
2200	3890.36	II	100	1426.65	IV	900	3271.12	II	1000	4352.87	I
2000	3932.02	II	1000	1643.03	III	750	3276.12	II	12000	4379.24	I
1200	3943.82	I	1000	1650.14	III	80 h	3514.25	IV	7000	4384.72	I
1200	3985.79	II	100	1680.20	V	560	3517.30	II	4800	4389.97	I
1000	4042.75	I	1000	1694.78	III	560	3533.68	I	3600	4395.23	I
1600	4050.04	II	1000	1760.07	III	560	3545.20	II	1400	4400.58	I
880	4062.54	II	1000	1788.26	III	560	3556.80	II	2300	4406.64	I
2200	4090.13	II	1000	1794.60	III	560	3589.76	II	2800	4407.64	I
810	4116.10	II	1000	1812.19	III	490	3592.02	II	3600	4408.20	I
880	4153.97	I	300	1861.56	IV	560	3592.53	I	4600	4408.51	I
1400	4171.59	II	500	1939.06	IV	100	3679.86	III	640	4416.47	I
1000	4241.67	II	400	1951.43	IV	1300	3688.07	I	640	4421.57	I
600	4472.33	II	500	1997.72	IV	1000	3690.28	I	640	4437.84	I
620	4543.63	II	2100	2092.44	I	1500	3692.22	I	830	4441.68	I
170	4689.07	II	500	2268.30	IV	1000	3695.86	I	640	4444.21	I
150	4756.81	I	1000	2292.86	III	3800	3703.58	I	610	4452.01	I
110	5008.21	II	2500	2330.42	III	1800	3704.70	I	1000	4459.76	I
170	5027.38	I	2500	2371.06	III	320	3715.47	II	2000	4460.29	I
80	5160.32	II	1000	2382.46	III	250	3727.34	II	610	4462.36	I
70	5280.38	I	240	2507.78	I	280	3732.76	II	510	4577.17	I
80	5475.70	II	410	2526.22	I	520	3790.32	I	640	4580.40	I
70	5480.26	II	210	2527.90	II	1100	3794.96	I	830	4586.36	I
70	5481.20	II	80 h	2570.72	IV	570	3799.91	I	1300	4594.11	I
160	5492.95	II	230	2574.02	I	570	3803.47	I	230	4619.77	I
70	5780.59	I	250	2593.05	III	1000	3813.49	I	100	4635.18	I
70	5798.53	II	250	2595.10	III	1300	3818.24	I	130	4646.40	I
230	5915.39	I	80 h	2645.54	IV	1700	3828.56	I	160	4670.49	I
100	5976.32	I	180	2661.42	I	2600	3840.75	I	130	4776.36	I
90	6077.29	I	1100	2687.96	II	1200	3855.37	I	110	4786.51	I
55	6372.46	I	680	2700.94	II	3000	3855.84	I	130	4796.92	I
90	6395.42	I	530	2706.17	II	1300	3864.86	I	130	4807.53	I
110	6449.16	I	640	2715.69	II	1500	3875.08	I	130	4827.45	I
90	6826.92	I	180	2731.35	I	700	3890.18	I	150	4831.64	I
45	7533.93	I	240	2864.36	I	2400	3902.25	I	120	4832.43	I
50	7881.94	I	900	2891.64	II	700	3909.89	I	320	4851.48	I
35	8445.39	I	900	2892.66	II	540	3990.57	I	480	4864.74	I
75	8607.95	I	1400	2893.32	II	430	3998.73	I	620	4875.48	I
30	8757.76	I	900	2906.46	II	170	4005.71	II	740	4881.56	I
100	10554.93	I	2400	2908.82	II	1100	4090.58	I	110	5128.53	I
75	11167.84	I	710	2923.62	I	1800	4092.69	I	110	5138.42	I
100	11384.13	I	2400	2924.02	II	890	4095.49	I	110	5192.99	I
100	11859.42	I	1700	2924.64	II	2800	4099.80	I	110	5194.83	I
100	11908.83	I	900	2941.37	II	590	4102.16	I	110	5234.07	I
100	12250.46	I	1100	2944.57	II	2800	4105.17	I	110	5240.87	I
100	13185.16	I	410	2962.77	I	2300	4109.79	I	100	5401.93	I
75	13306.23	I	600	2968.38	II	8900	4111.78	I	140	5415.26	I
100	13961.58	I	1200	3056.33	I	4300	4115.18	I	140	5584.50	I
75	18634.43	I	1400	3060.46	I	1800	4116.47	I	100	5592.42	I
75	21910.22	I	2400	3066.38	I	2000	4123.57	I	200	5624.60	I
<i>Vanadium V Z = 23</i>			3800	3093.11	II	3100	4128.07	I	400	5627.64	I
20	225.46	V	3000	3102.30	II	3100	4132.02	I	110	5657.44	I
20	251.66	V	2600	3110.71	II	2300	4134.49	I	110	5668.36	I
20	286.84	V	2000	3118.38	II	20	4200.32	V	310	5670.85	I
35	483.01	V	1500	3125.28	II	360	4232.46	I	1200	5698.52	I
50	633.94	III	3200	3183.41	I	560	4268.64	I	920	5703.56	I
200	677.34	IV	5300	3183.98	I	460	4271.55	I	570	5706.98	I
500	684.37	IV	3800	3185.40	I	460	4276.96	I	850	5727.03	I
400	737.85	IV	410	3187.71	II	430	4284.06	I	230	5731.25	I
100	864.27	III	530	3188.51	II	460	4330.02	I	230	5737.06	I

Intensity	Wavelength/Å		Intensity	Wavelength/Å		Intensity	Wavelength/Å		Intensity	Wavelength/Å	
450	6039.73	I	500	1032.44	II	2	3400.07	I	500 h	4310.51	II
480	6081.44	I	700	1037.68	II	2	3418.37	I	1000 l	4330.52	II
1300	6090.22	I	1100	1041.31	II	2	3420.00	I	200 h	4369.20	II
600	6119.52	I	10	1047.8	III	3	3442.66	I	100 l	4373.78	II
450	6199.19	I	1000	1048.27	II	60	3444.2	III	500 h	4393.20	II
450	6216.37	I	1200	1051.92	II	70	3454.2	III	500 l	4395.77	II
430	6230.74	I	12	1066.4	III	100 w	3458.7	III	200 l	4406.88	II
710	6243.10	I	2000	1074.48	II	100 h	3461.26	II	150 l	4416.07	II
280	6251.82	I	600	1083.86	II	40	3468.22	III	50	4434.2	III
130	6268.82	I	1200	1100.43	II	4	3469.81	I	500 h	4448.13	II
170	6274.65	I	30	1130.3	III	4	3472.36	I	100 w	4462.1	III
200	6285.16	I	600	1158.47	II	5	3506.74	I	1000 h	4462.19	II
200	6292.83	I	250	1169.63	II	80	3522.83	III	500 l	4480.86	II
170	6296.49	I	800 p	1183.05	II	50	3542.3	III	100 l	4521.86	II
110	6531.43	I	250	1192.04	I	10	3549.86	I	100 w	4569.1	III
65 c	6753.00	I	25	1232.1	III	50	3552.1	III	100 w	4570.1	III
50 c	6766.49	I	600	1244.76	II	10	3554.04	I	100 w	4641.4	III
40	6784.98	I	250	1250.20	I	40	3561.4	III	30	4673.7	III
40	7338.92	I	1000	1295.59	I	100	3579.7	III	60	4683.57	III
35	7356.54	I	600	1469.61	I	80	3583.6	III	30	4723.60	III
29 c	8027.39	I	80	2668.98	III	100 w	3595.4	III	600	4734.152	I
120 w	8116.80	I	100	2717.33	III	100	3606.06	III	100 w	4757.3	III
70 c	8161.07	I	30	2814.45	III	40	3607.0	III	150	4792.619	I
60 c	8919.85	I	40	2815.91	III	15	3610.32	I	500	4807.02	I
<i>Xenon Xe Z = 54</i>			30	2827.45	III	8	3613.06	I	400	4829.71	I
8	657.8	III	40	2847.65	III	100 w	3615.9	III	300	4843.29	I
8	660.1	III	30	2862.40	III	40	3623.1	III	40	4869.5	III
9	673.8	III	200	2864.73	II	600	3624.08	III	500	4916.51	I
9	674.0	III	80 w	2871.10	III	6	3633.06	I	500	4923.152	I
9	676.6	III	60 w	2871.24	III	10	3669.91	I	200 l	4971.71	II
10	694.0	III	30	2871.7	III	50	3676.67	III	400	4972.71	II
20	698.5	III	150 h	2895.22	II	40	3685.90	I	300	4988.77	II
12	705.1	III	30	2896.62	III	40	3693.49	I	100 l	4991.17	II
10	721.2	III	50	2906.6	III	40	3776.3	III	200	5028.280	I
15	731.0	III	40	2911.89	III	300	3781.02	III	200	5044.92	II
10	733.3	III	80 w	2912.36	III	100	3841.5	III	1000	5080.62	II
350	740.41	II	40	2940.2	III	200	3877.8	III	300	5122.42	II
15	742.6	III	60	2945.2	III	60	3880.5	III	100	5125.70	II
10	756.0	III	40	2947.5	III	100 l	3907.91	II	100	5178.82	II
10	761.5	III	40	2948.1	III	500	3922.55	III	300	5188.04	II
10	769.1	III	80 w	2970.47	III	300	3950.59	III	400	5191.37	II
25	779.1	III	400	2979.32	II	100	4037.59	II	100	5192.10	II
15	792.9	III	40	2992.87	III	200	4050.07	III	60	5239.0	III
12	796.1	III	30	3004.25	III	200 l	4057.46	II	500	5260.44	II
15	802.0	III	100 h	3017.43	II	60	4060.4	III	500	5261.95	II
350	803.07	II	100	3023.81	III	100 h	4098.89	II	2000	5292.22	II
25	823.2	III	40	3083.5	III	100	4109.1	III	300	5309.27	II
30	824.9	III	50	3091.1	III	100	4145.7	III	1000	5313.87	II
25	853.0	III	30	3106.46	III	200 l	4158.04	II	2000	5339.33	II
600	880.80	II	300	3128.87	II	1000 h	4180.10	II	200	5363.20	II
350	885.54	II	100 w	3138.3	III	500 h	4193.15	II	30	5367.1	III
15	889.3	III	80 c	3150.82	III	300 h	4208.48	II	200	5368.07	II
20	894.0	III	40	3185.2	III	100 h	4209.47	II	500	5372.39	II
20	896.0	III	100	3242.86	III	300 h	4213.72	II	100	5392.80	I
600	925.87	II	80	3268.98	III	100	4215.60	II	50	5401.0	III
250	935.40	II	30	3287.82	III	300 h	4223.00	II	3000	5419.15	II
10	965.5	III	80 w	3301.55	III	400 h	4238.25	II	800	5438.96	II
800	972.77	II	40	3331.6	III	500 h	4245.38	II	300	5445.45	II
700	976.68	II	30	3358.0	III	100 l	4251.57	II	200	5450.45	II
35	1003.4	III	200 h	3366.72	II	30	4285.9	III	400	5460.39	II
35	1017.7	III	80	3384.12	III	500 h	4296.40	II	1000	5472.61	II

Atomic	Intensity			Wavelength/Å			Intensity			Wavelength/Å			Intensity			Wavelength/Å			Intensity			Wavelength/Å		
	100 l	5494.86	II	200	6528.65	II	300	8739.39	I	500	30794.18	I												
	40	5524.4	III	100	6533.16	I	100	8758.20	I	6000	31069.23	I												
	200	5525.53	II	1000	6595.01	II	5000	8819.41	I	125	31336.01	I												
	600	5531.07	II	100	6595.56	I	300	8862.32	I	550	31607.91	I												
	100	5566.62	I	400	6597.25	II	200	8908.73	I	100	32293.08	I												
	300	5616.67	II	100	6598.84	II	200	8930.83	I	1800	32739.26	I												
	300	5659.38	II	150	6668.92	I	1000	8952.25	I	3500	33666.69	I												
	600	5667.56	II	300	6694.32	II	100	8981.05	I	150	34014.67	I												
	150	5670.91	II	200	6728.01	I	200	8987.57	I	450	34335.27	I												
	100	5695.75	I	150	6788.71	II	400	9045.45	I	170	34744.00	I												
	200	5699.61	II	100	6790.37	II	500	9162.65	I	5000	35070.25	I												
	200	5716.10	II	1000	6805.74	II	100	9167.52	I	110	35246.92	I												
	500	5726.91	II	200	6827.32	I	100	9374.76	I	250	36209.21	I												
	500	5751.03	II	100	6872.11	I	200	9513.38	I	150	36231.74	I												
	300	5758.65	II	300	6882.16	I	50 h	9591.35	II	450	36508.36	I												
	300	5776.39	II	80	6910.22	II	150	9685.32	I	850	36788.83	I												
	100	5815.96	II	100	6925.53	I	50 l	9698.68	II	140	38685.98	I												
	300	5823.89	I	800 h	6942.11	II	100	9718.16	I	175	38737.82	I												
	150	5824.80	I	100	6976.18	I	2000	9799.70	I	270	38939.60	I												
	100	5875.02	I	2000	6990.88	II	3000	9923.19	I	120	39955.14	I												
	300	5893.29	II	150	7082.15	II	100	10838.37	I	<i>Ytterbium Yb Z = 70</i>														
	100	5894.99	I	500	7119.60	I	90	11742.01	I	1000	1050.24	IV												
	200	5905.13	II	50 s	7147.50	II	375	12235.24	I	1000	1054.46	IV												
	100	5934.17	I	200	7149.03	II	100	12257.76	I	5000	1134.43	IV												
	500	5945.53	II	500	7164.83	II	300	12590.20	I	900	1316.04	IV												
	300	5971.13	II	100	7284.34	II	2500	12623.391	I	800	1326.36	IV												
	2000	5976.46	II	200	7301.80	II	250	13544.15	I	900	1350.26	IV												
	200	6008.92	II	200	7339.30	II	2000	13657.055	I	80	1561.42	III												
	1000	6036.20	II	100	7386.00	I	1250	14142.444	I	80 h	1765.21	III												
	2000	6051.15	II	150	7393.79	I	800	14240.96	I	800	1791.06	IV												
	600	6093.50	II	300	7548.45	II	375	14364.99	I	100	1863.32	III												
	1500	6097.59	II	200	7584.68	I	140	14660.81	I	800	1873.91	III												
	400	6101.43	II	80	7618.57	II	3000	14732.806	I	500	1898.25	III												
	100	6115.08	II	500	7642.02	I	100	15099.72	I	500	1998.82	III												
	100	6146.45	II	100	7643.91	I	2500	15418.394	I	900	2116.65	IV												
	150	6178.30	I	200	7670.66	II	150	15557.13	I	2500	2116.67	II												
	120	6179.66	I	60	7787.04	II	250	15979.54	I	800	2123.32	IV												
	300	6182.42	I	100	7802.65	I	100	16039.90	I	3000	2126.74	II												
	500	6194.07	II	100	7881.32	I	1000	16053.28	I	800	2139.99	IV												
	100	6198.26	I	300	7887.40	I	125	16554.49	I	20000	2144.77	IV												
60	6205.97	III	500	7967.34	I	1500	16728.15	I	15000	2154.18	IV													
100	6220.02	II	100	8029.67	I	1500	17325.77	I	370	2161.60	II													
25	6221.7	III	200	8057.26	I	350	18788.13	I	850	2185.71	II													
60	6238.2	III	150	8061.34	I	150	20187.19	I	640	2224.46	II													
60	6259.05	III	100	8101.98	I	3000	20262.242	I	300	2240.11	III													
500	6270.82	II	150 h	8151.80	II	250	21470.09	I	300	2305.32	III													
400	6277.54	II	100	8171.02	I	1250	23193.33	I	140	2320.81	II													
100	6284.41	II	700	8206.34	I	110	23279.54	I	170	2390.74	II													
100	6286.01	I	10000	8231.635	I	1800	24824.71	I	460	2464.50	I													
250	6300.86	II	500	8266.52	I	175	25145.84	I	140	2512.06	II													
500	6318.06	I	7000	8280.116	I	2000	26269.08	I	270	2538.67	II													
400	6343.96	II	2000	8346.82	I	2500	26510.86	I	2000	2567.61	III													
600	6356.35	II	100	8347.24	II	250	28381.54	I	1000	2579.57	III													
200	6375.28	II	2000	8409.19	I	750	28582.25	I	800	2599.14	III													
100	6397.99	II	50 h	8515.19	II	300	29384.41	I	600	2621.11	III													
300	6469.70	I	200	8576.01	I	150	29448.06	I	1000	2642.56	III													
150	6472.84	I	50 h	8604.23	II	100	29649.58	I	1000	2651.74	III													
120	6487.76	I	250	8648.54	I	100	29813.62	I	700	2652.25	III													
100	6498.72	I	100	8692.20	I	600	30253.14	I	990	2653.75	II													
200 h	6504.18	I	200	8696.86	I	1500	30475.46	I	200	2665.04	II													
300	6512.83	II	50 h	8716.19	II	100	30504.12	I	2000	2666.13	III													

Intensity	Wavelength/Å		Intensity	Wavelength/Å		Intensity	Wavelength/Å		Intensity	Wavelength/Å	
2000	2666.99	III	140	3418.39	I	170	4786.61	II	500	344.59	V
390	2671.96	I	360	3426.04	I	35	4816.43	I	900	355.86	IV
390	2672.66	II	240	3431.11	I	40	4837.46	I	300	370.42	IV
170	2718.35	II	85	3452.40	I	40 h	4894.60	I	300	372.05	V
230	2748.66	II	500	3454.08	II	27	4912.36	I	400	379.96	V
1300	2750.48	II	190 d	3458.29	II	710	4935.50	I	500	386.82	IV
170	2776.28	II	360	3460.27	I	140	4966.90	I	300	403.45	V
600	2795.60	III	2400	3464.37	I	30	5067.80	I	300	420.74	V
1000	2803.43	III	500	3476.30	II	70	5069.14	I	600	425.03	IV
600	2816.92	III	500	3478.84	II	220	5074.34	I	300	473.10	IV
1000	2818.72	III	50	3517.00	I	50	5076.74	I	4000	584.98	V
140	2821.15	II	230	3520.29	II	60	5196.08	I	2000	630.97	V
190	2830.99	II	35	3559.03	I	85	5211.60	I	5000	805.20	III
230 h	2847.18	II	200	3560.33	II	100	5244.11	I	7000	809.92	III
360	2851.13	II	170	3560.70	II	150 h	5277.04	I	15000	989.21	III
430	2859.80	II	360	3585.47	II	170	5335.15	II	25000	996.37	III
140	2861.21	II	200	3619.80	II	30 h	5351.29	I	5000	1314.51	III
200	2867.06	II	240	3637.76	II	150	5352.95	II	4000	1334.04	III
45	2873.49	I	70	3648.15	I	30	5363.66	I	4000	2068.98	III
200	2888.04	II	90	3655.73	I	40	5449.27	II	10000	2127.98	III
3600	2891.38	II	240	3669.69	II	60	5481.92	I	16000	2191.16	III
600	2898.30	III	140	3675.08	II	40	5505.49	I	350	2243.06	II
1000	2906.31	III	32000	3694.19	II	17	5524.54	I	10000	2284.34	III
170	2914.21	II	70	3700.58	I	85 h	5539.05	I	10000	2327.31	III
140	2915.28	II	400	3711.91	III	2400	5556.47	I	50	2354.20	I
280	2919.35	II	180	3734.69	I	60	5651.98	II	50000	2367.23	III
35	2934.36	I	550	3770.10	I	220	5719.99	I	40000	2414.64	III
140	2945.91	II	80	3774.32	I	27	5771.66	II	560	2422.20	II
2000	2970.56	II	60 h	3791.74	I	35	5833.99	II	60	2694.21	I
200	2983.99	II	170	3839.91	I	35	5837.14	II	95	2723.00	I
170	2994.80	II	340	3872.85	I	27	5854.51	I	70	2742.53	I
800	2998.00	III	340	3900.85	I	17	5989.33	I	140	2760.10	I
310	3005.77	II	140	3911.27	I	40	5991.51	II	90000	2817.04	III
160	3017.56	II	500	3931.23	III	60	6152.57	II	45	2822.56	I
160	3026.67	II	32000	3987.99	I	60	6274.78	II	70	2854.43	II
2000	3029.49	III	930	3990.88	I	200	6328.52	III	95	2886.48	I
920	3031.11	II	50	4007.36	I	35 h	6400.35	I	160	2919.05	I
3000	3092.50	III	2000	4028.14	III	35 h	6417.91	I	99000	2946.01	III
28	3100.74	I	70	4052.28	I	340	6489.06	I	390	2948.40	I
170	3107.90	II	440	4089.68	I	180	6667.82	I	350	2964.96	I
190	3117.81	II	470	4149.07	I	25	6727.61	II	480	2974.59	I
4000	3126.01	III	120	4174.56	I	690	6799.60	I	750	2984.26	I
1000	3138.58	III	340	4180.81	II	9 h	7244.41	I	140	2996.94	I
230	3140.94	II	300	4213.64	III	8 h	7305.22	I	130	3021.73	I
28	3162.29	I	150 d	4218.56	II	10 h	7313.05	I	190	3045.37	I
800	3191.35	III	120	4231.97	I	16 h	7350.04	I	95	3095.88	II
390	3192.88	II	70	4277.74	I	25	7448.28	I	110	3173.06	II
240	3201.16	II	120	4305.97	I	30 h	7527.46	I	220	3179.41	II
2000	3228.58	III	60 h	4393.69	I	750	7699.48	I	70	3191.31	I
35	3239.58	I	60 h	4430.21	I	100	7971.46	III	2300	3195.62	II
18000	3289.37	II	440	4439.19	I	70 h	8922.56	II	2200	3200.27	II
130	3305.25	I	85 h	4482.42	I	200	10110.60	III	2200	3203.32	II
140	3305.73	II	100	4517.58	III	100	10830.36	III	3900	3216.69	II
80	3319.41	I	85 h	4563.95	I	<i>Yttrium Y Z = 39</i>			6200	3242.28	II
2000	3325.51	III	640	4576.21	I	150	264.64	IV	4700	3327.89	II
240	3337.17	II	200	4582.36	I	150	273.03	IV	85	3388.59	I
280 d	3342.93	II	70	4589.21	I	900	333.09	V	85	3412.47	I
240	3375.48	II	140	4590.83	I	500	333.80	V	170	3485.73	I
2000	3384.01	III	40	4684.27	I	400	335.14	V	1700	3496.09	II
140	3387.50	I	190	4726.08	II	500	336.62	V	3900	3549.01	II
50	3412.45	I	170 h	4781.87	I	500	339.02	V	130	3551.80	I

Intensity	Wavelength/Å		Intensity	Wavelength/Å		Intensity	Wavelength/Å		Intensity	Wavelength/Å	
540	3552.69	I	300	4487.47	I	160	5706.73	I	100	1767.69	III
170	3558.76	I	500	4505.95	I	90	5743.85	I	100	1797.64	II
190	3571.43	I	890	4527.25	I	75	5765.64	I	100 d	1811.05	II
260	3576.05	I	440	4527.80	I	100	5781.69	II	100 d	1833.57	II
3300	3584.52	II	100	4544.32	I	120	6009.19	I	100	1864.12	II
300	3587.75	I	100	4559.37	I	120	6023.41	I	100	1866.08	II
100	3589.69	I	130	4596.55	I	120	6135.04	I	100	1872.13	II
2800	3592.92	I	95	4604.80	I	150	6138.43	I	100 d	1918.96	II
10000	3600.73	II	2000	4643.70	I	1200	6191.73	I	100 d	1929.67	II
6200	3601.92	II	200 h	4658.32	I	300	6222.59	I	100	1969.40	II
7800	3611.05	II	2000	4674.84	I	1000	6435.00	I	100	1982.11	II
4300	3620.94	I	180	4696.81	I	90	6538.60	I	100	1986.99	II
1900	3628.71	II	170	4728.53	I	70	6557.39	I	500	2025.48	II
7800	3633.12	II	160	4752.79	I	95	6613.75	II	500	2062.00	II
3000	3664.61	II	410	4760.98	I	40	6650.61	I	200	2064.23	II
170	3692.53	I	120	4781.04	I	150	6687.58	I	120	2079.08	I
13000	3710.30	II	170	4786.89	I	70	6700.71	I	300	2099.94	II
1200	3747.55	II	180	4799.30	I	190	6793.71	I	200	2102.18	II
10000	3774.33	II	140	4819.64	I	21	6815.16	I	800 r	2138.56	I
1400	3776.56	II	120	4822.13	I	45	6845.24	I	1000	2501.99	II
7400	3788.70	II	770	4839.87	I	29	6887.22	I	150	2515.81	I
1300	3818.35	II	550	4845.68	I	24 h	6950.31	I	1000	2557.95	II
4000	3832.88	II	410	4852.69	I	24	6979.88	I	300	2582.49	I
80	3876.82	I	120	4854.25	I	29	7052.94	I	200	2608.56	I
480	3878.28	II	890	4854.87	II	35	7191.66	I	300	2608.64	I
4400	3950.36	II	330	4859.84	I	35	7264.17	II	200	2670.53	I
3600	3982.60	II	1900	4883.69	II	50	7346.46	I	300	2684.16	I
940	4039.83	I	95	4893.44	I	29	7450.30	II	300	2712.49	I
2400	4047.64	I	1100	4900.12	II	9000	7558.71	III	200	2756.45	I
9400	4077.38	I	100	4906.11	I	35	7563.13	I	300	2770.86	I
2000	4083.71	I	150	4921.87	I	29	7855.52	I	300	2770.98	I
9900	4102.38	I	120	4974.30	I	110	7881.90	II	400	2800.87	I
8900	4128.31	I	100	5006.97	I	10000	7991.43	III	100	2801.06	I
7500	4142.85	I	75	5070.21	I	24	8344.43	I	200	3035.78	I
100 h	4157.63	I	75	5072.19	I	10000	8796.21	III	200	3072.06	I
2400	4167.52	I	1100	5087.42	II	95	8800.62	I	300	3196.31	II
2000	4174.14	I	180	5135.20	I	19 h	8835.85	II	500 r	3282.33	I
8000	4177.54	II	960	5200.41	II	<i>Zinc Zn Z = 30</i>			800	3302.58	I
160	4217.80	I	1500	5205.72	II	200	425.90	IV	700 r	3302.94	I
280 h	4220.63	I	10000	5238.10	III	200	428.54	IV	800	3345.02	I
600	4235.73	II	180	5240.81	I	200	430.59	IV	500	3345.57	I
2200	4235.94	I	75	5380.62	I	1000	677.63	III	50	3883.34	I
300	4251.20	I	220	5402.78	II	750	677.96	III	300	4680.14	I
360 h	4302.30	I	90	5424.37	I	200	713.90	III	400	4722.15	I
2800	4309.63	II	190	5438.24	I	60	1193.23	II	400	4810.53	I
110	4330.78	I	710	5466.46	I	50	1239.12	IV	800	4911.62	II
440 h	4348.79	I	100	5468.47	I	50	1249.69	IV	500	4924.03	II
120	4357.73	I	240	5497.41	II	500	1265.74	IV	200	5181.98	I
800	4358.73	II	300	5503.45	I	500	1306.66	IV	500	5894.33	II
120	4366.03	I	250	5509.90	II	200	1456.72	III	500	6021.18	II
12000	4374.94	II	120	5521.63	I	200	1459.98	IV	500	6102.49	II
150 h	4375.61	I	740	5527.54	I	300	1499.42	III	500	6214.61	II
100	4387.74	I	120	5544.50	I	300	1500.42	III	1000 h	6362.34	I
1800	4398.02	II	180	5577.42	I	300	1505.92	III	300	7588.5	II
890	4422.59	II	620	5581.87	I	300	1515.85	III	300	7732.5	II
100	4443.66	I	120	5606.33	I	300	1552.30	III	100	11054.25	I
130	4446.63	I	560	5630.13	I	90	1572.99	II	100	13053.63	I
170	4475.72	I	120	5644.69	I	200	1629.19	III	100	13150.59	I
180	4476.96	I	120	5648.47	I	200	1639.33	III	100	14038.70	I
160	4477.45	I	740	5662.94	II	200	1673.05	III	20	16483.45	I
110	4487.28	I	90	5675.27	I	80 d	1735.61	II	20	16491.98	I

Intensity	Wavelength/Å		Intensity	Wavelength/Å		Intensity	Wavelength/Å		Intensity	Wavelength/Å	
20	16505.23	I	620	2814.90	I	1000	3430.53	II	770	3998.97	II
10	24375.02	I	390	2818.74	II	4700	3438.23	II	400	4023.98	I
Zirconium Zr Z = 40			530	2825.56	II	600	3447.36	I	770	4024.92	I
500	304.01	V	710	2837.23	I	410	3457.56	II	990	4027.20	I
60	480.66	IV	660	2844.58	II	820	3463.02	II	400	4029.68	II
60	497.23	IV	350	2848.52	I	600	3471.19	I	490	4030.04	I
60	500.22	IV	350	2851.97	II	1200	3479.39	II	400	4035.89	I
600	628.66	IV	340	2869.81	II	1300	3481.15	II	610	4043.58	I
500	633.56	IV	490	2875.98	I	4100	3496.21	II	490	4044.56	I
50	690.39	III	300	2915.99	II	820	3505.67	II	400	4045.61	II
2000	740.61	V	270	2918.24	II	1000	3509.32	I	610	4048.67	II
10000	800.00	V	320	2926.99	II	2000	3519.60	I	770	4055.03	I
10000	806.89	V	320	2948.94	II	440	3525.81	II	600	4055.71	I
10000	812.05	V	320	2955.78	II	440	3533.22	I	1500	4064.16	I
3000	841.40	V	320	2960.87	I	630	3542.62	II	2000	4072.70	I
300	863.65	IV	320	2962.68	II	1800	3547.68	I	240	4078.31	I
500	864.59	IV	320	2968.96	II	630	3550.46	I	2000	4081.22	I
9000	1183.97	IV	320	2978.05	II	1800	3551.95	II	400	4121.46	I
9000	1201.77	IV	820	2985.39	I	2100	3556.60	II	1200	4149.20	II
10000	1219.86	IV	320	3003.74	II	1100	3566.10	I	400	4161.21	II
500	1303.93	V	820	3011.75	I	2100	3572.47	II	400	4166.36	I
500 p	1323.81	V	350	3020.47	II	1100	3575.79	I	660	4187.56	I
1000	1469.47	IV	500	3028.04	II	1300	3576.85	II	400	4194.76	I
10000	1546.17	IV	880	3029.52	I	880	3586.29	I	610	4199.09	I
10000	1598.95	IV	350 d	3036.39	II	3500	3601.19	I	610	4201.46	I
5000	1607.95	IV	690	3054.84	II	690	3611.89	II	610	4208.98	II
100	1612.38	III	690	3106.58	II	1100	3613.10	II	400	4213.86	I
700	1725.02	V	350	3120.74	I	1100	3614.77	II	2000	4227.76	I
200	1790.19	III	500	3129.18	II	1100	3623.86	I	2000	4239.31	I
150	1793.56	III	500	3129.76	II	1100	3663.65	I	770	4240.34	I
125	1798.13	III	350	3132.07	I	390	3671.27	II	770	4241.20	I
600	1860.86	V	690	3138.68	II	800	3674.72	II	1200	4241.69	I
200	1940.25	III	540	3164.31	II	390	3697.46	II	550	4282.20	I
600	2028.54	V	880	3165.97	II	960	3698.17	II	550	4294.79	I
125	2070.43	III	880	3182.86	II	720	3709.26	II	550	4341.13	I
200	2086.78	III	540	3191.21	I	560	3745.98	II	1000	4347.89	I
10000	2091.49	IV	540	3212.01	I	880	3751.60	II	290	4359.74	II
10000	2092.36	IV	760	3214.19	II	480	3764.39	I	310	4360.81	I
600	2132.42	V	630	3231.69	II	480	3766.72	I	350	4366.45	I
10000	2163.68	IV	630	3234.12	I	340	3766.82	II	550	4507.12	I
100	2175.80	III	760	3241.05	II	720	3780.54	I	610	4535.75	I
100	2191.15	III	1000	3273.05	II	560	3791.40	I	490	4542.22	I
10000	2286.67	IV	1300	3279.26	II	560	3822.41	I	490	4575.52	I
100	2301.60	III	880	3284.71	II	2200	3835.96	I	350	4602.57	I
90	2539.65	I	540	3305.15	II	1300	3836.76	II	700	4633.98	I
570	2567.64	II	880	3306.28	II	550	3843.02	II	2300	4687.80	I
1600	2568.87	II	380	3322.99	II	550	3847.01	I	510	4688.45	I
2100	2571.39	II	380	3326.80	II	550	3849.25	I	1900	4710.08	I
250	2620.56	III	380	3334.25	II	2900	3863.87	I	1400	4739.48	I
200	2643.79	III	760	3340.56	II	770	3864.34	I	870	4772.31	I
150	2664.26	III	380	3344.79	II	990	3877.60	I	700	4815.63	I
1800	2678.63	II	760	3356.09	II	1500	3885.42	I	250	5046.58	I
90	2687.75	I	540	3357.26	II	2900	3890.32	I	360	5064.91	I
750	2700.13	II	380	3374.73	II	2000	3891.38	I	470	5078.25	I
1300	2722.61	II	570	3387.87	II	610	3921.79	I	300	5155.45	I
800	2726.49	II	760	3388.30	II	1200	3929.53	I	200	5158.00	I
1400	2734.86	II	5700	3391.98	II	940	3958.22	II	100	5191.60	II
1100	2742.56	II	570	3393.12	II	490	3966.66	I	270	5385.14	I
660	2745.86	II	570	3404.83	II	990	3968.26	I	160	5664.51	I
660	2752.21	II	760	3410.25	II	660	3973.50	I	160	5797.74	I
530	2758.81	II	380	3414.66	I	770	3991.13	II	340	5879.80	I

Intensity	Wavelength/Å		Intensity	Wavelength/Å		Intensity	Wavelength/Å		Intensity	Wavelength/Å	
170	6045.85	I	300	6313.02	I	170	7103.72	I	790	8070.08	I
170	6121.91	I	150	6953.84	I	590	7169.09	I	390	8132.99	I
680	6127.44	I	150	6990.84	I	160	7944.61	I	280	8212.53	I
340	6134.55	I	540	7097.70	I	160	8005.27	I			
440	6143.20	I	280	7102.91	I	150	8063.09	I			

Sources of Data for Each Element

Numbers following the element name refer to the references on the following pages.

Actinium: 193
 Aluminum: 6,8,81,89,127,144,146,227,228,282
 Americium: 92
 Antimony: 164,167,194,386,406
 Argon: 190,203,204,219,367,368,372,373,374,375,414,421
 Arsenic: 163,168,197,244,280
 Astatine: 188
 Barium: 1,78,111,252,259,277,279
 Berkelium: 53,339
 Beryllium: 15,44,73,102,115,134,135,171,175,198,335
 Bismuth: 1,357,358,359,360,361
 Boron: 66,69,74,94,104,171,221,222
 Bromine: 42,122,124,139,142,240,243,246,248,249,250,316
 Cadmium: 44,285,296,353,399
 Calcium: 16,25,70,150,270
 Californium: 52,331
 Carbon: 22,66,211
 Cerium: 1,136,166,261,305
 Cesium: 78,82,154,155,200,201,259,263,325
 Chlorine: 11,28,30,31,85,233,238,239
 Chromium: 1,379,380,412
 Cobalt: 1,100,125,159,236,276,291
 Copper: 199,273,290,295,324
 Curium: 51,332
 Dysprosium: 1
 Einsteinium: 333
 Erbium: 1,301
 Europium: 1,312
 Fluorine: 68,169,224,225,226
 Francium: 408
 Gadolinium: 1,46,137,151,152
 Gallium: 2,19,62,132,140,141,143,195,281
 Germanium: 5,119,293,340,341,342
 Gold: 38,72,234,393,395
 Hafnium: 1,369,404,410,425
 Helium: 16,94,173,183,317
 Holmium: 1
 Hydrogen: 214
 Indium: 1,132,348,349,350,351,352,353,435,436
 Iodine: 20,21,58,84,124,153,161,176,184
 Iridium: 1
 Iron: 56,63,71,101,105,138,174,278,381,382
 Krypton: 61,121,123,147,208,232,366,390,409,417,421
 Lanthanum: 1,78,79,220,309
 Lead: 54,64,106,256,274,297,283,329,330
 Lithium: 3,15,17,18,37,44,112,284,321,335
 Lutetium: 1,148,310,401
 Magnesium: 4,7,49,83,103,128,129,177,217,269,315,335
 Manganese: 1,126,385,405,433

Mercury (198): 43,50,69,145,229,242
 Mercury (Natural): 34,45,90,117,133,189,235,304,327,328,343
 Molybdenum: 1,383,420
 Neodymium: 1
 Neon: 56,58,69,118,150,230,364,365,371,388,389,400,402,413,430
 Neptunium: 93
 Nickel: 1,294,415,416,422
 Niobium: 1,392,407,431
 Nitrogen: 66,107,108,212,213,318
 Osmium: 1
 Oxygen: 23,24,36,66,69,209,210,215
 Palladium: 1,287,424
 Phosphorus: 179,180,182,336
 Platinum: 1,288
 Plutonium: 91
 Polonium: 47,48
 Potassium: 32,59,60,75,76,86,150,160,172,268,314,322
 Praseodymium: 1,149,306,308,337,338
 Promethium: 196,260
 Protactinium: 96
 Radium: 253,254
 Radon: 251
 Rhenium: 1
 Rhodium: 1,396
 Rubidium: 12,109,130,241,257,258,262,264
 Ruthenium: 1,423
 Samarium: 1
 Scandium: 1,88,150,298,323
 Selenium: 9,80,181,216,245,247,275
 Silicon: 87,170,237,292,319,320
 Silver: 13,99,255,286,289,363,387,398
 Sodium: 178,205,206,207,268,299,334
 Strontium: 1,109,110,218,231,265,279,313
 Sulfur: 29,144,202,209,210,266
 Tantalum: 1,411,426
 Technetium: 35
 Tellurium: 1,344,345,346,347
 Terbium: 1,302
 Thallium: 1,195,348,354,355,356
 Thorium: 1,97,98,156,157,165,434
 Thulium: 1,307
 Tin: 187,191,399,423
 Titanium: 1,378,427,428
 Tungsten: 1
 Uranium: 1,303
 Vanadium: 1,394,397,432
 Xenon: 33,116,118,120,232,384,391,429
 Ytterbium: 1,40,192,311
 Yttrium: 1,77,265,419
 Zinc: 39,55,113,131,185,186,370,376,377
 Zirconium: 1,362,403,418

References

1. Meggers, W. F., Corliss, C. H., and Scribner, B. F., *Natl. Bur. Stand. (U.S.) Monogr.*, 145, Washington, D.C., 1975.
2. Aksenov, V. P. and Ryabtsev, A. N., *Opt. Spectrosc.*, 37, 860, 1970.
3. Andersen, N., Bickel, W. S., Carrièreau, G. W., Jensen, K., and Veje, E., *Phys. Scr.*, 4, 113, 1971.
4. Andersson, E. and Johannesson, G. A., *Phys. Scr.*, 3, 203, 1971.
5. Andrew, K. L. and Meissner, K. W., *J. Opt. Soc. Am.*, 49, 146, 1959.
6. Artru, M. C. and Brillet, W. U. L., *J. Opt. Soc. Am.*, 64, 1063, 1974.
7. Artru, M. C. and Kaufman, V., *J. Opt. Soc. Am.*, 62, 949, 1972.
8. Artru, M. C. and Kaufman, V., *J. Opt. Soc. Am.*, 65, 594, 1975.
9. Badami, J. S. and Rao, K. R., *Proc. R. Soc. London*, 140(A), 387, 1933.
10. Baird, K. M. and Smith, D. S., *J. Opt. Soc. Am.*, 48, 300, 1958.
11. Bashkin, S. and Martinson, I., *J. Opt. Soc. Am.*, 61, 1686, 1971.
12. Beacham, J. R., Ph.D. thesis, Purdue University, 1970.
13. Benschop, H., Joshi, Y. N., and van Kleef, T. A. M., *Can. J. Phys.*, 53, 700, 1975.
14. Berry, H. G., Bromander, J., and Buchta, R., *Phys. Scr.*, 1, 181, 1970.
15. Berry, H. G., Bromander, J., Martinson, I., and Buchta, R., *Phys. Scr.*, 3, 63, 1971.
16. Berry, H. G., Desesquelles, J., and Dufay, M., *Phys. Rev. Sect. A*, 6, 600, 1972.
17. Berry, H. G., Desesquelles, J., and Dufay, M., *Nucl. Instrum. Methods*, 110, 43, 1973.
18. Berry, H. G., Pinnington, E. H., and Subtil, J. L., *J. Opt. Soc. Am.*, 62, 767, 1972.
19. Bidelman, W. P. and Corliss, C. H., *Astrophys. J.*, 135, 968, 1962.
20. Bloch, L. and Bloch, E., *Ann. Phys. (Paris)*, 10(11), 141, 1929.
21. Bloch, L., Bloch, E., and Felici, N., *J. Phys. Radium*, 8, 355, 1937.
22. Bockasten, K., *Ark. Fys.*, 9, 457, 1955.
23. Bockasten, K., Hallin, R., Johansson, K. B., and Tsui, P., *Phys. Lett. (Netherlands)*, 8, 181, 1964.
24. Bockasten, K. and Johansson, K. B., *Ark. Fys.*, 38, 563, 1969.
25. Borgstrom, A., *Ark. Fys.*, 38, 243, 1968.
26. Borgstrom, A., *Phys. Scr.*, 3, 157, 1971.
27. Bowen, I. S., *Phys. Rev.*, 29, 231, 1927.
28. Bowen, I. S., *Phys. Rev.*, 31, 34, 1928.
29. Bowen, I. S., *Phys. Rev.*, 39, 8, 1932.
30. Bowen, I. S., *Phys. Rev.*, 45, 401, 1934.
31. Bowen, I. S., *Phys. Rev.*, 46, 377, 1934.
32. Bowen, I. S., *Phys. Rev.*, 46, 791, 1934.
33. Boyce, J. C., *Phys. Rev.*, 49, 730, 1936.
34. Boyce, J. C. and Robinson, H. A., *J. Opt. Soc. Am.*, 26, 133, 1936.
35. Bozman, W. R., Meggers, W. F., and Corliss, C. H., *J. Res. Natl. Bur. Stand. Sect. A*, 71, 547, 1967.
36. Bromander, J., *Ark. Fys.*, 40, 257, 1969.
37. Bromander, J. and Buchta, R., *Phys. Scr.*, 1, 184, 1970.
38. Brown, C. M. and Ginter, M. L., *J. Opt. Soc. Am.*, 68, 243, 1978.
39. Brown, C. M., Tilford, S. G., and Ginter, M. L., *J. Opt. Soc. Am.*, 65, 1404, 1975.
40. Bryant, B. W., *Johns Hopkins Spectroscopic Report No. 21*, 1961.
41. Buchet, J. P., Buchet-Poulizac, M. C., Berry, H. G., and Drake, G. W. F., *Phys. Rev. Sect. A*, 7, 922, 1973.
42. Budhiraja, C. J. and Joshi, Y. N., *Can. J. Phys.*, 49, 391, 1971.
43. Burns, K. and Adams, K. B., *J. Opt. Soc. Am.*, 42, 56, 1952.
44. Burns, K. and Adams, K. B., *J. Opt. Soc. Am.*, 46, 94, 1956.
45. Burns, K., Adams, K. B., and Longwell, J., *J. Opt. Soc. Am.*, 40, 339, 1950.
46. Callahan, W. R., Ph.D. thesis, Johns Hopkins University, 1962.
47. Charles, G. W., *J. Opt. Soc. Am.*, 56, 1292, 1966.
48. Charles, G. W., Hunt, D. J., Pish, G., and Timma, D. L., *J. Opt. Soc. Am.*, 45, 869, 1955.
49. Codling, K., *Proc. Phys. Soc.*, 77, 797, 1961.
50. Comité Consultatif Pour La Définition du Metre, *J. Phys. Chem. Ref. Data*, 3, 852, 1974.
51. Conway, J. G., Blaise, J., and Verges, J., *Spectrochim. Acta Part B*, 31, 31, 1976.
52. Conway, J. G., Worden, E. F., Blaise, J., and Verges, J., *Spectrochim. Acta Part B*, 32, 97, 1977.
53. Conway, J. G., Worden, E. F., Blaise, J., Camus, P., and Verges, J., *Spectrochim. Acta Part B*, 32, 101, 1977.
54. Crooker, A. M., *Can. J. Res. Sect. A*, 14, 115, 1936.
55. Crooker, A. M. and Dick, K. A., *Can. J. Phys.*, 46, 1241, 1968.
56. Crosswhite, H. M., *J. Res. Natl. Bur. Stand. Sect. A*, 79, 17, 1975.
57. Crosswhite, H. M. and Dieke, G. H., *American Institute of Physics Handbook*, Section 7, 1972.
58. de Bruin, T. L., *Z. Phys.*, 38, 94, 1926.
59. de Bruin, T. L., *Z. Phys.*, 53, 658, 1929.
60. de Bruin, T. L., Humphreys, C. J., and Meggers, W. F., *J. Res. Natl. Bur. Stand.*, 11, 409, 1933.
61. Dick, K. A., *J. Opt. Soc. Am.*, 64, 702, 1973.
62. Dobbie, J. C., *Ann. Solar Phys. Observ. (Cambridge)*, 5, 1, 1938.
63. Earls, L. T. and Sawyer, R. A., *Phys. Rev.*, 47, 115, 1935.
64. Edlen, B., *Z. Phys.*, 85, 85, 1933.
65. Edlen, B., *Nova Acta Regiae Soc. Sci. Ups.*, (IV) 9, No. 6, 1934.
66. Edlen, B., *Z. Phys.*, 93, 726, 1935.
67. Edlen, B., *Z. Phys.*, 94, 47, 1935.
68. Edlen, B., *Rep. Prog. Phys.*, 26, 181, 1963.
69. Edlen, B. and Risberg, P., *Ark. Fys.*, 10, 553, 1956.
70. Edlen, B. and Swings, P., *Astrophys. J.*, 95, 532, 1942.
71. Ehrhardt, J. C. and Davis, S. P., *J. Opt. Soc. Am.*, 61, 1342, 1971.
72. Eidelsberg, M., *J. Phys. B*, 5, 1031, 1972.
73. Eidelsberg, M., *J. Phys. B*, 7, 1476, 1974.
74. Ekberg, J. O. and Svensson, L. A., *Phys. Scr.*, 2, 283, 1970.
75. Ekefors, E., *Z. Phys.*, 71, 53, 1931.
76. Epstein, G. L. and Reader, J., *J. Opt. Soc. Am.*, 65, 310, 1975.
77. Epstein, G. L. and Reader, J., *J. Opt. Soc. Am.*, 66, 590, 1976.
78. Epstein, G. L. and Reader, J., unpublished.
79. Eriksson, K. B. S., *Phys. Lett. A*, 41, 97, 1972.
80. Eriksson, K. B. S. and Isberg, H. B. S., *Ark. Fys.*, 23, 527, 1963.
81. Eriksson, K. B. S. and Wenaker, I., *Phys. Scr.*, 1, 21, 1970.
82. Esteve, J. M. and Mehlman, G., *Astrophys. J.*, 193, 747, 1974.
83. Even-Zohar, M. and Fraenkel, B. S., *J. Phys. B*, 5, 1596, 1972.
84. Fawcett, B. C., *J. Phys. B*, 3, 1732, 1970.
85. Fawcett, B. C., Culham Laboratory Report ARU-R4, 1971.
86. Ferner, E., *Ark. Mat. Astron. Fys.*, 28(A), 4, 1941.
87. Fischer, R. A., Knopf, W. C., and Kinney, F. E., *Astrophys. J.*, 130, 683, 1959.
88. Fowler, A., *Report on Series in Line Spectra*, Fleetway Press, London, 1922.
89. Fowles, G. R., *J. Opt. Soc. Am.*, 44, 760, 1954.
90. Fred, M., *Argonne Natl. Lab.*, unpublished, 1977.
91. Fred, M. and Tomkins, F. S., *J. Opt. Soc. Am.*, 47, 1076, 1957.
92. Fred, M., Tomkins, F. S., Blaise, J. E., Camus, P., and Verges, J., Argonne National Laboratory Report No. 76-68, 1976.
93. Garcia, J. D. and Mack, J. E., *J. Opt. Soc. Am.*, 55, 654, 1965.
94. Giacchetti, A., *Argonne Natl. Lab.*, unpublished, 1975.
95. Giacchetti, A., Blaise, J., Corliss, C. H., and Zalubas, R., *J. Res. Natl. Bur. Stand. Sect. A*, 78, 247, 1974.
96. Giacchetti, A., Stanley, R. W., and Zalubas, R., *J. Opt. Soc. Am.*, 69, 474, 1970.
97. Gilbert, W. P., *Phys. Rev.*, 47, 847, 1935.
98. Gilroy, H. T., *Phys. Rev.*, 38, 2217, 1931.
99. Glad, S., *Ark. Fys.*, 10, 291, 1956.
100. Goldsmith, S., *J. Phys. B*, 2, 1075, 1969.
101. Goorvitch, D., Mehlman-Balloffet, G., and Valero, F. P. J., *J. Opt. Soc. Am.*, 60, 1458, 1970.
102. Goorvitch, D. and Valero, F. P. J., *Astrophys. J.*, 171, 643, 1972.
103. Green, L. C., *Phys. Rev.*, 55, 1209, 1939.
104. Gutman, F., *Diss. Abstr. Int. B*, 31, 363, 1970.
105. Hallin, R., *Ark. Fys.*, 31, 511, 1966.
106. Hallin, R., *Ark. Fys.*, 32, 201, 1966.
107. Hansen, J. E. and Persson, W., *J. Opt. Soc. Am.*, 64, 696, 1974.
108. Hansen, J. E. and Persson, W., *Phys. Scr.*, 13, 166, 1976.
109. Hellintin, P., *Phys. Scr.*, 13, 155, 1976.
110. Herzberg, G. and Moore, H. R., *Can. J. Phys.*, 37, 1293, 1959.
111. Hetzler, C. W., Boreman, R. W., and Burns, K., *Phys. Rev.*, 48, 656, 1935.
112. Holmstrom, J. E. and Johansson, L., *Ark. Fys.*, 40, 133, 1969.

115. Hontzeas, S., Martinson, I., Erman, P., and Buchta, R., *Nucl. Instrum. Methods*, 110, 51, 1973.
116. Humphreys, C. J., *J. Res. Natl. Bur. Stand.*, 22, 19, 1939.
117. Humphreys, C. J., *J. Opt. Soc. Am.*, 43, 1027, 1953.
118. Humphreys, C. J., *J. Phys. Chem. Ref. Data*, 2, 519, 1973.
119. Humphreys, C. J. and Andrew, K. L., *J. Opt. Soc. Am.*, 54, 1134, 1964.
120. Humphreys, C. J. and Meggers, W. F., *J. Res. Natl. Bur. Stand.*, 10, 139, 1933.
121. Humphreys, C. J. and Paul, E., Jr., *J. Opt. Soc. Am.*, 60, 200, 1970.
122. Humphreys, C. J. and Paul, E., Jr., *J. Opt. Soc. Am.*, 62, 432, 1972.
123. Humphreys, C. J., Paul, E., Jr., Cowan, R. D., and Andrew, K. L., *J. Opt. Soc. Am.*, 57, 855, 1967.
124. Humphreys, C. J., Paul, E., Jr., and Minnhagen, L., *J. Opt. Soc. Am.*, 61, 110, 1971.
125. Iglesias, L., Inst. of Optics, Madrid, unpublished, 1977.
126. Iglesias, L. and Velasco, R., *Publ. Inst. Opt. Madrid*, No. 23, 1964.
127. Isberg, B., *Ark. Fys.*, 35, 551, 1967.
128. Johannesson, G. A., Lundstrom, T., and Minnhagen, L., *Phys. Scr.*, 6, 129, 1972.
129. Johannesson, G. A. and Lundstrom, T., *Phys. Scr.*, 8, 53, 1973.
130. Johansson, I. *Ark. Fys.*, 20, 135, 1961.
131. Johansson, I. and Contreras, R., *Ark. Fys.*, 37, 513, 1968.
132. Johansson, I. and Litzen, U., *Ark. Fys.*, 34, 573, 1967.
133. Johansson, I. and Svensson, K. F., *Ark. Fys.*, 16, 353, 1960.
134. Johansson, L., *Ark. Fys.*, 20, 489, 1961.
135. Johansson, L., *Ark. Fys.*, 23, 119, 1963.
136. Johansson, S. and Litzen, U., *Phys. Scr.*, 6, 139, 1972.
137. Johansson, S. and Litzen, U., *Phys. Scr.*, 8, 43, 1973.
138. Johansson, S. and Litzen, U., *Phys. Scr.*, 10, 121, 1974.
139. Joshi, Y. N., St. Francis Xavier Univ., Nova Scotia, unpublished.
140. Joshi, Y. N., Bhatia, K. S., and Jones, W. E., *Sci. Light Tokyo*, 21, 113, 1972.
141. Joshi, Y. N., Bhatia, K. S., and Jones, W. E., *Spectrochim. Acta Part B*, 28, 149, 1973.
142. Joshi, Y. N. and Budhiraja, C. J., *Can. J. Phys.*, 49, 670, 1971.
143. Joshi, Y. N. and van Kleef, T. A. M., *Can. J. Phys.*, 52, 1891, 1974.
144. Kaufman, V., *Natl. Bur. Stand.*, unpublished.
145. Kaufman, V., *J. Opt. Soc. Am.*, 52, 866, 1962.
146. Kaufman, V., Artru, M. C., and Brillet, W. U. L., *J. Opt. Soc. Am.*, 64, 197, 1974.
147. Kaufman, V. and Humphreys, C. J., *J. Opt. Soc. Am.*, 59, 1614, 1969.
148. Kaufman, V. and Sugar, J., *J. Opt. Soc. Am.*, 61, 1693, 1971.
149. Kaufman, V. and Sugar, J., *J. Res. Natl. Bur. Stand. Sect. A*, 71, 583, 1967.
150. Kelly, R. L. and Palumbo, L. J., *Naval Research Laboratory Report* 7599, Washington, DC., 1973.
151. Kielkopf, J. F., *Univ. of Louisville*, unpublished, 1975.
152. Kielkopf, J. F., *Univ. of Louisville*, unpublished, 1976.
153. Kiess, C. C. and Corliss, C. H., *J. Res. Natl. Bur. Stand. Sect. A*, 63, 1, 1959.
154. Kleiman, H., *J. Opt. Soc. Am.*, 52, 441, 1962.
155. Eriksson, K. B., Johansson, I., and Norlen, G., *Ark. Fys.*, 28, 233, 1964.
156. Klinkenberg, P. F. A., *Physica*, 15, 774, 1949.
157. Klinkenberg, P. F. A., *Physica*, 16, 618, 1950.
158. Krishnamurty, S. G., *Proc. Phys. Soc. London*, 48, 277, 1936.
159. Kruger, P. G. and Gilroy, H. T., *Phys. Rev.*, 48, 720, 1935.
160. Kruger, P. G. and Pattin, H. S., *Phys. Rev.*, 52, 621, 1937.
161. Lacroute, P., *Ann. Phys. (Paris)*, 3, 5, 1935.
162. Lang, R. J., *Phys. Rev.*, 30, 762, 1927.
163. Lang, R. J., *Phys. Rev.*, 32, 737, 1928.
164. Lang, R. J., *Phys. Rev.*, 35, 445, 1930.
165. Lang, R. J., *Can. J. Res. Sect. A*, 14, 43, 1936.
166. Lang, R. J., *Can. J. Res. Sect. A*, 14, 127, 1936.
167. Lang, R. J. and Vestine, E. H., *Phys. Rev.*, 42, 233, 1932.
168. Li, H. and Andrew, K. L., *J. Opt. Soc. Am.*, 61, 96, 1971.
169. Liden, K., *Ark. Fys.*, 1, 229, 1949.
170. Litzen, U., *Ark. Fys.*, 28, 239, 1965.
171. Litzen, U., *Phys. Scr.*, 1, 251, 1970.
172. Litzen, U., *Phys. Scr.*, 1, 253, 1970.
173. Litzen, U., *Phys. Scr.*, 2, 103, 1970.
174. Litzen, U. and Verges, J., *Phys. Scr.*, 13, 240, 1976.
175. Lofstrand, B., *Phys. Scr.*, 8, 57, 1973.
176. Luc-Koenig, E., Morillon, C., and Verges, J., *Phys. Scr.*, 12, 199, 1975.
177. Lundstrom, T., *Phys. Scr.*, 7, 62, 1973.
178. Lundstrom, T. and Minnhagen, L., *Phys. Scr.*, 5, 243, 1972.
179. Magnusson, C. E. and Zetterberg, P. O., *Phys. Scr.*, 10, 177, 1974.
180. Magnusson, C. E., and Zetterberg, P. O., *Phys. Scr.*, 15, 237, 1977.
181. Martin, D. C., *Phys. Rev.*, 48, 938, 1935.
182. Svendenius, N., *Phys. Scr.*, 22, 240, 1980.
183. Martin, W. C., *J. Res. Natl. Bur. Stand. Sect. A*, 64, 19, 1960.
184. Martin, W. C. and Corliss, C. H., *J. Res. Natl. Bur. Stand. Sect. A*, 64, 443, 1960.
185. Martin, W. C. and Kaufman, V., *J. Res. Natl. Bur. Stand. Sect. A*, 74, 11, 1970.
186. Martin, W. C. and Kaufman, V., *J. Opt. Soc. Am.*, 60, 1096, 1970.
187. McCormick, W. W. and Sawyer, R. A., *Phys. Rev.*, 54, 71, 1938.
188. McLaughlin, R., *J. Opt. Soc. Am.*, 54, 965, 1964.
189. McLennan, J. C., McLay, A. B., and Crawford, M. F., *Proc. R. Soc. London Ser. A*, 134, 41, 1931.
190. Meissner, K. W., *Z. Phys.*, 39, 172, 1926.
191. Meggers, W. F., *J. Res. Natl. Bur. Stand.*, 24, 153, 1940.
192. Meggers, W. F. and Corliss, C. H., *J. Res. Natl. Bur. Stand. Sect. A*, 70, 63, 1966.
193. Meggers, W. F., Fred, M., and Tomkins, F. S., *J. Res. Natl. Bur. Stand.*, 58, 297, 1957.
194. Meggers, W. F. and Humphreys, C. J., *J. Res. Natl. Bur. Stand.*, 28, 463, 1942.
195. Meggers, W. F. and Murphy, R. J., *J. Res. Natl. Bur. Stand.*, 48, 334, 1952.
196. Meggers, W. F., Scribner, B. F., and Bozman, W. R., *J. Res. Natl. Bur. Stand.*, 46, 85, 1951.
197. Meggers, W. F., Shenstone, A. G., and Moore, C. E., *J. Res. Natl. Bur. Stand.*, 45, 346, 1950.
198. Mehlman, G. and Esteve, J. M., *Astrophys. J.*, 188, 191, 1974.
199. Meinders, E., *Physica*, 84(C), 117, 1976.
200. Sansonetti, C. J., Dissertation, Purdue University, 1981.
201. Sansonetti, C. J., *Natl. Bur. Stand. (U.S.)*, unpublished.
202. Millikan, R. A. and Bowen, I. S., *Phys. Rev.*, 25, 600, 1925.
203. Minnhagen, L., *J. Opt. Soc. Am.*, 61, 1257, 1925.
204. Minnhagen, L., *J. Opt. Soc. Am.*, 63, 1185, 1973.
205. Minnhagen, L., *Phys. Scr.*, 11, 38, 1975.
206. Minnhagen, L., *J. Opt. Soc. Am.*, 66, 659, 1976.
207. Minnhagen, L. and Nietsche, H., *Phys. Scr.*, 5, 237, 1972.
208. Minnhagen, L., Strihed, H., and Petersson, B., *Ark. Fys.*, 39, 471, 1969.
209. Moore, C. E., *Natl. Bur. Stand. (U.S.) Circ.*, 488, 1950.
210. Moore, C. E., *Revised Multiplet Table*, Princeton University Observatory No. 20, 1945.
211. Moore, C. E., National Standard Reference Data Series - National Bureau of Standards 3, Sect. 3, 1970.
212. Moore, C. E., National Standard Reference Data Series - National Bureau of Standards 3, Sect. 4, 1971.
213. Moore, C. E., National Standard Reference Data Series - National Bureau of Standards 3, Sect. 5, 1975.
214. Moore, C. E., National Standard Reference Data Series - National Bureau of Standards 3, Sect. 6, 1972.
215. Moore, C. E., National Standard Reference Data Series - National Bureau of Standards 3, Sect. 7, 1975.
216. Morillon, C. and Verges, J., *Phys. Scr.*, 10, 227, 1974.
217. Newsom, G. H., *Astrophys. J.*, 166, 243, 1971.
218. Newsom, G. H., O'Connor, S., and Learner, R. C. M., *J. Phys. B*, 6, 2162, 1973.
219. Norlen, G., *Phys. Scr.*, 8, 249, 1973.
220. Odabasi, H., *J. Opt. Soc. Am.*, 57, 1459, 1967.
221. Olme, A., *Ark. Fys.*, 40, 35, 1969.
222. Olme, A., *Phys. Scr.*, 1, 256, 1970.
223. Johannesson, S., and Litzen, U., *J. Opt. Soc. Am.*, 61, 1427, 1971.
224. Palenius, H. P., *Ark. Fys.*, 39, 15, 1969.
225. Palenius, H. P., *Phys. Scr.*, 1, 113, 1970.
226. Palenius, H. P., *Univ. of Lund, Sweden*, unpublished.
227. Paschen, F., *Ann. Phys.*, Series 5, 12, 509, 1932.
228. Paschen, F. and Ritschl, R., *Ann. Phys.*, Series 5, 18, 867, 1933.

229. Peck, E. R., Khanna, B. N., and Anderholm, N. C., *J. Opt. Soc. Am.*, 52, 53, 1962.
230. Persson, W., *Phys. Scr.*, 3, 133, 1971.
231. Persson, W. and Valind, S., *Phys. Scr.*, 5, 187, 1972.
232. Petersson, B., *Ark. Fys.*, 27, 317, 1964.
233. Phillips, L. W. and Parker, W. L., *Phys. Rev.*, 60, 301, 1941.
234. Platt, J. R. and Sawyer, R. A., *Phys. Rev.*, 60, 866, 1941.
235. Plyer, E. K., Blaine, L. R., and Tidwell, E., *J. Res. Natl. Bur. Stand.*, 55, 279, 1955.
236. Poppe, R., van Kleef, T. A. M., and Raassen, A. J. J., *Physica*, 77, 165, 1974.
237. Radziemski, L. J., Jr. and Andrew, K. L., *J. Opt. Soc. Am.*, 55, 474, 1965.
238. Radziemski, L. J., Jr. and Kaufman, V., *J. Opt. Soc. Am.*, 59, 424, 1969.
239. Radziemski, L. J., Jr. and Kaufman, V., *J. Opt. Soc. Am.*, 64, 366, 1974.
240. Ramanadham, R. and Rao, K. R., *Indian J. Phys.*, 18, 317, 1944.
241. Ramb, R., *Ann. Phys.*, 10, 311, 1931.
242. Rank, D. H., Bennett, J. M., and Bennett, H. E., *J. Opt. Soc. Am.*, 40, 477, 1950.
243. Rao, A. S. and Krishnamurty, S. G., *Proc. Phys. Soc. London*, 46, 531, 1943.
244. Rao, K. R., *Proc. R. Soc. London, Ser. A*, 134, 604, 1932.
245. Rao, K. R. and Badami, J. S., *Proc. R. Soc. London Ser. A*, 131, 154, 1931.
246. Rao, K. R. and Krishnamurty, S. G., *Proc. R. Soc. London Ser. A*, 161, 38, 1937.
247. Rao, K. R. and Murti, S. G. K., *Proc. R. Soc. London Ser. A*, 145, 681, 1934.
248. Rao, Y. B., *Indian J. Phys.*, 32, 497, 1958.
249. Rao, Y. B., *Indian J. Phys.*, 33, 546, 1959.
250. Rao, Y. B., *Indian J. Phys.*, 35, 386, 1961.
251. Rasmussen, E., *Z. Phys.*, 80, 726, 1933.
252. Rasmussen, E., *Z. Phys.*, 83, 404, 1933.
253. Rasmussen, E., *Z. Phys.*, 86, 24, 1934.
254. Rasmussen, E., *Z. Phys.*, 87, 607, 1934.
255. Rasmussen, E., *Phys. Rev.*, 57, 840, 1940.
256. Rau, A. S. and Narayan, A. L., *Z. Phys.*, 59, 687, 1930.
257. Reader, J., *J. Opt. Soc. Am.*, 65, 286, 1975.
258. Reader, J., *J. Opt. Soc. Am.*, 65, 988, 1975.
259. Reader, J., *J. Opt. Soc. Am.*, 73, 349, 1983.
260. Reader, J. and Davis, S., *J. Res. Natl. Bur. Stand. Sect. A*, 71, 587, 1967, and unpublished.
261. Reader, J. and Ekberg, J. O., *J. Opt. Soc. Am.*, 62, 464, 1972.
262. Reader, J. and Epstein, G. L., *J. Opt. Soc. Am.*, 62, 1467, 1972.
263. Reader, J. and Epstein, G. L., *J. Opt. Soc. Am.*, 65, 638, 1975.
264. Reader, J. and Epstein, G. L., *Natl. Bur. Stand.*, unpublished.
265. Reader, J., Epstein, G. L., and Ekberg, J. O., *J. Opt. Soc. Am.*, 62, 273, 1972.
266. Kaufman, V., *Phys. Scr.*, 26, 439, 1982.
267. Ricard, R., Givord, M., and George, F., *C. R. Acad. Sci. Paris*, 205, 1229, 1937.
268. Risberg, P., *Ark. Fys.*, 10, 583, 1956.
269. Risberg, G., *Ark. Fys.*, 28, 381, 1965.
270. Risberg, G., *Ark. Fys.*, 37, 231, 1968.
271. Robinson, H. A., *Phys. Rev.*, 49, 297, 1936.
272. Robinson, H. A., *Phys. Rev.*, 50, 99, 1936.
273. Ross, C. B., Jr., Doctoral dissertation, Purdue University, 1969.
274. Ross, C. B., Wood, D. R., and Scholl, P. S., *J. Opt. Soc. Am.*, 66, 36, 1976.
275. Ruedy, J. E. and Gibbs, R. C., *Phys. Rev.*, 46, 880, 1934.
276. Russell, H. N., King, R. B., and Moore, C. E., *Phys. Rev.*, 58, 407, 1940.
277. Russell, H. N. and Moore, C. E., *J. Res. Natl. Bur. Stand.*, 55, 299, 1955.
278. Russell, H. N., Moore, C. E., and Weeks, D. W., *Trans. Am. Philos. Soc.*, 34(2), 111, 1944.
279. Saunders, F., Schneider, E., and Buckingham, E., *Proc. Natl. Acad. Sci.*, 20, 291, 1934.
280. Sawyer, R. A. and Humphreys, C. J., *Phys. Rev.*, 32, 583, 1928.
281. Sawyer, R. A. and Lang, R. J., *Phys. Rev.*, 34, 712, 1929.
282. Sawyer, R. A. and Paschen, F., *Ann. Phys.*, 84(4), 1, 1927.
283. Scholl, P. S., M.S. thesis, Wright State Univ., 1975.
284. Schurmann, D., *Z. Phys.*, 17, 4, 1975.
285. Segui, J., *C. R. Acad. Sci. Paris*, 256, 1703, 1963.
286. Shenstone, A. G., *Phys. Rev.*, 31, 317, 1928.
287. Shenstone, A. G., *Phys. Rev.*, 32, 30, 1928.
288. Shenstone, A. G., *Trans. R. Soc. London*, 237(A), 57, 1938.
289. Shenstone, A. G., *Phys. Rev.*, 57, 894, 1940.
290. Shenstone, A. G., *Philos. Trans. R. Soc. London Ser. A*, 241, 297, 1948.
291. Shenstone, A. G., *Can. J. Phys.*, 38, 677, 1960.
292. Shenstone, A. G., *Proc. R. Soc. London*, 261(A), 153, 1961.
293. Shenstone, A. G., *Proc. R. Soc. London*, 276(A), 293, 1963.
294. Shenstone, A. G., *J. Res. Natl. Bur. Stand. Sect. A*, 74, 801, 1970.
295. Shenstone, A. G., *J. Res. Natl. Bur. Stand. Sect. A*, 79, 497, 1975.
296. Shenstone, A. G. and Pittenger, J. T., *J. Opt. Soc. Am.*, 39, 219, 1949.
297. Smith, S., *Phys. Rev.*, 36, 1, 1930.
298. Smitt, R., *Phys. Scr.*, 8, 292, 1973.
299. Soderqvist, J., *Ark. Mat. Astronom. Fys.*, 32(A), 1, 1946.
300. Sommer, L. A., *Ann. Phys.*, 75, 163, 1924.
301. Spector, N., *J. Opt. Soc. Am.*, 63, 358, 1973.
302. Spector, N. and Sugar, J., *J. Opt. Soc. Am.*, 66, 436, 1976.
303. Steinhaus, D. W., Radziemski, L. J., Jr., and Blaise, J., *Los Alamos Sci. Lab.*, unpublished, 1975.
304. Subbaraya, T. S., *Z. Phys.*, 78, 541, 1932.
305. Sugar, J., *J. Opt. Soc. Am.*, 55, 33, 1965.
306. Sugar, J., *J. Res. Natl. Bur. Stand. Sect. A*, 73, 333, 1969.
307. Sugar, J., *J. Opt. Soc. Am.*, 60, 454, 1970.
308. Sugar, J., *J. Res. Natl. Bur. Stand. Sect. A*, 78, 555, 1974.
309. Sugar, J. and Kaufman, V., *J. Opt. Soc. Am.*, 55, 1283, 1965.
310. Sugar, J. and Kaufman, V., *J. Opt. Soc. Am.*, 62, 562, 1972.
311. Sugar, J., Kaufman, V., and Spector, N., *J. Res. Natl. Bur. Stand., Sect. A*, 83, 233, 1978.
312. Sugar, J. and Spector, N., *J. Opt. Soc. Am.*, 64, 1484, 1974.
313. Sullivan, F. J., *Univ. Pittsburgh Bull.*, 35, 1, 1938.
314. Svensson, L. A. and Ekberg, J. O., *Ark. Fys.*, 37, 65, 1968.
315. Swensson, J. W. and Risberg, G., *Ark. Fys.*, 31, 237, 1966.
316. Tech, J. L., *J. Res. Natl. Bur. Stand. Sect. A*, 67, 505, 1963.
317. Tech, J. L. and Ward, J. F., *Phys. Rev. Lett.*, 27, 367, 1971.
318. Tilford, S. G., *J. Opt. Soc. Am.*, 53, 1051, 1963.
319. Toresson, Y. G., *Ark. Fys.*, 17, 179, 1960.
320. Toresson, Y. G., *Ark. Fys.*, 18, 389, 1960.
321. Toresson, Y. G. and Edlen, B., *Ark. Fys.*, 23, 117, 1963.
322. Tsien, W. Z., *Chin. J. Phys.*, Peiping, 3, 117, 1939.
323. van Deurzen, C. H. H., Conway, J., and Davis, S. P., *J. Opt. Soc. Am.*, 63, 158, 1973.
324. van Kleef, T. A. M., Raassen, A. J. J., and Joshi, Y. N., *Physica*, 84(C), 401, 1976.
325. Sansonetti, C. J., Andrew, K. L., and Verges, J., *J. Opt. Soc. Am.*, 71, 423, 1981.
326. Wheatley, M. A. and Sawyer, R. A., *Phys. Rev.*, 61, 591, 1942.
327. Wilkinson, P. G., *J. Opt. Soc. Am.*, 45, 862, 1955.
328. Wilkinson, P. G. and Andrew, K. L., *J. Opt. Soc. Am.*, 53, 710, 1963.
329. Wood, D. and Andrew, K. L., *J. Opt. Soc. Am.*, 58, 818, 1968.
330. Wood, D. R., Ron, C. B., Scholl, P. S., and Hoke, M., *J. Opt. Soc. Am.*, 64, 1159, 1974.
331. Worden, E. F. and Conway, J. G., *Lawrence Livermore Lab.*, unpublished, 1977.
332. Worden, E. F., Hulet, E. K., Gutmacher, R. G., Conway, J. G., *At. Data Nucl. Data Tables*, 18, 459, 1976.
333. Worden, E. F., Loughheed, R. W., Gutmacher, R. G., and Conway, J. G., *J. Opt. Soc. Am.*, 64, 77, 1974.
334. Wu, C. M., Ph.D. thesis, University of British Columbia, 1971.
335. Zaidel, A. N., Prokofev, V. K., Raiskii, S. M., Slavnyi, V. A., and Schreider, E. Y., *Tables of Spectral Lines*, 3rd ed., Plenum, New York, 1970.
336. Zetterberg, P. O. and Magnusson, C. E., *Phys. Scr.*, 15, 189, 1977.
337. Sugar, J., *J. Opt. Soc. Am.*, 55, 1058, 1965.
338. Sugar, J., *J. Opt. Soc. Am.*, 61, 727, 1971.
339. Worden, E. F., and Conway, J. G., *At. Data Nucl. Data Tables*, 22, 329, 1978.
340. Kaufman, V. and Edlen, B., *J. Phys. Chem. Ref. Data*, 3, 825, 1974.
341. Lang, R. J., *Phys. Rev.*, 34, 697, 1929.
342. Ryabtsev, A. N., *Opt. Spectros.*, 39, 455, 1975.

343. Foster, E. W., *Proc. R. Soc. London*, 200(A), 429, 1950.
344. Morillon, C. and Verges, J., *Phys. Scr.*, 12, 129, 1975.
345. Ruedy, J. E., *Phys. Rev.*, 41, 588, 1932.
346. McLennan, J. C., McLay, A. B., and McLeod, J. H., *Philos. Mag.*, 4, 486, 1927.
347. Handrup, M. B. and Mack, J. E., *Physica*, 30, 1245, 1964.
348. Clearman, H. E., *J. Opt. Soc. Am.*, 42, 373, 1952.
349. Paschen, F., *Ann. Physik*, 424, 148, 1938.
350. Paschen, F. and Campbell, J. S., *Ann. Phys.*, 31(5), 29, 1938.
351. Nodwell, R., *Univ. of British Columbia, Vancouver*, unpublished, 1955.
352. Gibbs, R. C. and White, H. E., *Phys. Rev.*, 31, 776, 1928.
353. Green, M., *Phys. Rev.*, 60, 117, 1941.
354. Ellis, C. B. and Sawyer, R. A., *Phys. Rev.*, 49, 145, 1936.
355. McLennan, J. C., McLay, A. B., and Crawford, M. F., *Proc. R. Soc. London Ser. A*, 125, 50, 1929.
356. Mack, J. E. and Fromer, M., *Phys. Rev.*, 48, 346, 1935.
357. Humphreys, C. J. and Paul, E., U.S. Nav. Ord. Lab., Navord Rep. 4589, 25, 1956.
358. Walters, F. M., *Sci. Pap. Bur. Stand.*, 17, 161, 1921.
359. Crawford, M. F. and McLay, A. B., *Proc. R. Soc. London Ser. A*, 143, 540, 1934.
360. McLay, A. D. and Crawford, M. F., *Phys. Rev.*, 44, 986, 1933.
361. Schoepfle, G. K., *Phys. Rev.*, 47, 232, 1935.
362. Acquista, N., and Reader, J., *J. Opt. Soc. Am.*, 70, 789, 1980.
363. Benschop, H., Joshi, Y. N., and van Kleef, T. A. M., *Can. J. Phys.*, 53, 498, 1975.
364. Bockasten, K., Hallin, R., and Hughes, T. P., *Proc. Phys. Soc.*, 81, 522, 1963.
365. Boyce, J. C., *Phys. Rev.*, 46, 378, 1934.
366. Boyce, J. C., *Phys. Rev.*, 47, 718, 1935.
367. Boyce, J. C., *Phys. Rev.*, 48, 396, 1935.
368. Boyce, J. C., *Phys. Rev.*, 49, 351, 1936.
369. Corliss, C. H. and Meggers, W. F., *J. Res. Natl. Bur. Stand.*, 61, 269, 1958.
370. Crooker, A. M. and Dick, K. A., *Can. J. Phys.*, 42, 766, 1964.
371. De Bruin, T. L., *Z. Physik*, 77, 505, 1932.
372. De Bruin, T. L., *Proc. Roy. Acad. Amsterdam*, 36, 727, 1933.
373. De Bruin, T. L., *Zeeman Verhandelingen*, (The Hague), 1935, p. 415.
374. De Bruin, T. L., *Physica*, 3, 809, 1936.
375. De Bruin, T. L., *Proc. Roy. Acad. Amsterdam*, 40, 339, 1937.
376. Dick, K. A., *Can. J. Phys.*, 46, 1291, 1968.
377. Dick, K. A., unpublished, 1978.
378. Edlen, B. and Swensson, J. W., *Phys. Scr.*, 12, 21, 1975.
379. Ekberg, J. O., *Phys. Scr.*, 7, 55, 1973.
380. Ekberg, J. O., *Phys. Scr.*, 7, 59, 1973.
381. Ekberg, J. O., *Phys. Scr.*, 12, 42, 1975.
382. Ekberg, J. O. and Edlen, B., *Phys. Scr.*, 18, 107, 1978.
383. Eliason, A. Y., *Phys. Rev.*, 43, 745, 1933.
384. Gallardo, M., Massone, C. A., Tagliaferri, A. A., Garavaglia, M., and Persson, W., *Phys. Scr.*, 19, 538, 1979.
385. Garcia-Riquelme, O., *Optica Pura Y Aplicada*, 1, 53, 1968.
386. Gibbs, R. C., Vieweg, A. M., and Gartlein, C. W., *Phys. Rev.*, 34, 406, 1929.
387. Gilbert, W. P., *Phys. Rev.*, 48, 338, 1935.
388. Goldsmith, S. and Kaufman, A. S., *Proc. Phys. Soc.*, 81, 544, 1963.
389. Hermansdorfer, H., *J. Opt. Soc. Am.*, 62, 1149, 1972.
390. Humphreys, C. J., *Phys. Rev.*, 47, 712, 1935.
391. Humphreys, C. J., *J. Res. Natl. Bur. Stand.*, 16, 639, 1936.
392. Iglesias, L., *J. Opt. Soc. Am.*, 45, 856, 1955.
393. Iglesias, L., *J. Res. Natl. Bur. Stand.*, 64A, 481, 1960.
394. Iglesias, L., *Anales Fisica Y Quimica*, 58A, 191, 1962.
395. Iglesias, L., *J. Res. Natl. Bur. Stand.*, 70A, 465, 1966.
396. Iglesias, L., *Can. J. Phys.*, 44, 895, 1966.
397. Iglesias, L., *J. Res. Natl. Bur. Stand.*, 72A, 295, 1968.
398. Joshi, Y. N., *Can. Spectrosc.*, 15, 96, 1970.
399. Joshi, Y. N. and van Kleef, T. A. M., *Can. J. Phys.*, 55, 714, 1977.
400. Kaufman, A. S., Hughes, T. P., and Williams, R. V., *Proc. Phys. Soc.*, 76, 17, 1960.
401. Kaufman, V. and Sugar, J., *J. Opt. Soc. Am.*, 68, 1529, 1978.
402. Keussler, V., *Z. Physik*, 85, 1, 1933.
403. Kiess, C. C., *J. Res. Natl. Bur. Stand.*, 56, 167, 1956.
404. Klinkenberg, P. F. A., van Kleef, T. A. M., and Noorman, P. E., *Physica*, 27, 1177, 1961.
405. Kovalev, V. I., Romanos, A. A., and Ryabtsev, A. N., *Opt. Spectrosc.*, 43, 10, 1977.
406. Lang, R. J., *Proc. Natl. Acad. Sci.*, 13, 341, 1927.
407. Lang, R. J., *Zeeman Verhandelingen*, (The Hague), 44, 1935.
408. Liberman, S., et al., *C. R. Acad. Sci. (Paris)*, 286, 253, 1978.
409. Livingston, A. E., *J. Phys.*, B9, L215, 1976.
410. Meijer, F. G., *Physica*, 72, 431, 1974.
411. Meijer, F. G. and Metsch, B. C., *Physica*, 94C, 259, 1978.
412. Moore, F. L., thesis, Princeton, 1949.
413. Paul, F. W. and Polster, H. D., *Phys. Rev.*, 59, 424, 1941.
414. Phillips, L. W. and Parker, W. L., *Phys. Rev.*, 60, 301, 1941.
415. Poppe, R., *Physica*, 81C, 351, 1976.
416. Raassen, A. J. J., van Kleef, T. A. M., and Metsch, B. C., *Physica*, 84C, 133, 1976.
417. Rao, A. B. and Krishnamurty, S. G., *Proc. Phys. Soc. (London)*, 51, 772, 1939.
418. Reader, J. and Acquista, N., *J. Opt. Soc. Am.*, 69, 239, 1979.
419. Reader, J. and Epstein, G. L., *J. Opt. Soc. Am.*, 62, 619, 1972.
420. Rico, F. R., *Anales, Real Soc. Esp. Fis. Quim.*, 61, 103, 1965.
421. Schonheit, E., *Optik*, 23, 409, 1966.
422. Shenstone, A. G., *J. Opt. Soc. Am.*, 44, 749, 1954.
423. Shenstone, A. G., unpublished, 1958.
424. Shenstone, A. G., *J. Res. Natl. Bur. Stand.*, 67A, 87, 1963.
425. Sugar, J. and Kaufman, V., *J. Opt. Soc. Am.*, 64, 1656, 1974.
426. Sugar, J. and Kaufman, V., *Phys. Rev.*, C12, 1336, 1975.
427. Svensson, L. A., *Phys. Scr.*, 13, 235, 1976.
428. Swensson, J. W. and Edlen, B., *Phys. Scr.*, 9, 335, 1974.
429. Tagliaferri, A. A., Gallego Lluesma, E., Garavaglia, M., Gallardo, M., and Massone, C. A., *Optica Pura Y Aplicada*, 7, 89.
430. Tilford, S. G. and Giddings, L. E., *Astrophys. J.*, 141, 1222, 1965.
431. Trawick, M. W., *Phys. Rev.*, 46, 63, 1934.
432. Van Deurzen, C. H. H., *J. Opt. Soc. Am.*, 67, 476, 1977.
433. Yarosewick, S. L. and Moore, F. L., *J. Opt. Soc. Am.*, 57, 1381, 1967.
434. Zalubas, R., unpublished, 1979.
435. Bhatia, K. S., Jones, W. E., and Crooker, A. M., *Can. J. Phys.*, 50, 2421, 1972.
436. van Kleef, T. A. M. and Joshi, Y. N., *Phys. Scr.*, 24, 557, 1981.

ATOMIC TRANSITION PROBABILITIES

J. R. Fuhr, W. L. Wiese, L. I. Podobedova, and D. E. Kelleher

For the 91st edition of this *Handbook*, we include new, more accurate data for H, He, Li, Be, B, C I and C II, N I and N II, Na I – IV, Mg I – IV, Al I – III, and Si I – V. The new printed tables contain critically evaluated atomic transition probabilities for about 9000 selected lines of all elements for which reliable data are available on an absolute scale. The material is largely for neutral and singly ionized spectra, but also includes some prominent lines of doubly and more highly charged ions of important elements. A more extensive database can be found in the Internet and CD-ROM editions of the *CRC Handbook of Chemistry and Physics*.

Most of the data are obtained from comprehensive compilations of the Data Center on Atomic Transition Probabilities at the National Institute of Standards and Technology. Specifically, data have been taken from recent critical compilations on H, He, and Li (Ref. 1); on Be and B (Ref. 2); on neutral and singly-ionized C and N (Ref. 3); and on Na (Ref. 4), Mg (Ref. 4), Al (Ref. 5), and Si (Ref. 6). Material from earlier compilations for the elements H through Ne (Refs. 7 and 8) and Na through Ca (Ref. 9) was supplemented by some more recent material taken directly from the original literature. Most of the original literature is cited in the above tables and in recent bibliographies (Refs. 10 and 11); for lack of space, individual literature references are not cited here.

The wavelength range for the neutral species is normally the visible spectrum or shorter wavelengths; only the very prominent near infrared lines are included. For the higher ions, most of the strong lines are located in the far UV. The tabulation is limited to electric dipole - including intercombination - lines and comprises essentially the fairly strong transitions with estimated uncertainties in the 10 % to 50 % range. With the exception of hydrogen, helium, and the alkali metals, most transitions are between states with low principal quantum numbers.

The transition probability, A , is given in units of 10^8 s^{-1} and is listed with as many digits as is consistent with the indicated accuracy. Generally, the estimated uncertainties of the A -values are in the range from 25 % to 50 % for two-digit numbers, 10 % to 25 % for three-digit numbers and 1 % or better for four- and five-digit numbers.

Each transition is identified by the wavelength λ in angstroms and the statistical weights, g_i and g_k , of the lower (i) and upper (k) states [the product $g_k A$ (or $g_i f$) is needed for many applications]. Whenever the wavelengths of individual lines within a multiplet are extremely close, only an average wavelength for the multiplet as well as the multiplet A -value are given, and this is indicated by an asterisk (*) to the left of the wavelength. This also has been done when the transition probability for an entire multiplet has been taken from the literature and values for individual lines cannot be determined because of insufficient knowledge of the coupling of electrons. The wavelength data have been taken either from recent compilations or from the original literature cited in bibliographies published by the Atomic Energy Levels Data Center (Refs. 12 and 13) at the National Institute of Standards and Technology. Wavelength values are consistent with those given in the table "Line Spectra of the Elements," which appears elsewhere in this *Handbook*.

In addition to the transition probability A , the atomic oscillator strength f and the line strength S are often used in the literature. The conversion factors between these quantities are (for electric-dipole transitions):

$$g_i f = 1.499 \cdot 10^{-8} \lambda^2 g_k A = 303.8 \lambda^{-1} S$$

where λ is in Å, A is in 10^8 s^{-1} , and S is in atomic units, which are $a_0^2 e^2 = 7.188 \cdot 10^{-59} \text{ m}^2 \text{ C}^2$.

The table for hydrogen is presented first, followed by the tables for other elements in alphabetical sequence by element name (not symbol). Within each element, the tables are ordered by increasing ionization stage (e.g., Al I, Al II, etc.).

The transition probabilities for hydrogen and hydrogen-like ions are known precisely. Because of the hydrogen degeneracy, a "transition" is actually the sum of all fine-structure transitions between the principal quantum numbers; therefore, the hydrogen table gives weighted average A -values. For hydrogen-like ions of nuclear charge Z , the following scaling laws hold:

$$A_Z = Z^4 A_{\text{Hydrogen}} f_Z = f_{\text{Hydrogen}} S_Z = Z^{-2} S_{\text{Hydrogen}} \lambda_Z = Z^{-2} \lambda_{\text{Hydrogen}}$$

For very highly-charged hydrogen-like ions, starting at about $Z > 25$, relativistic values must be used.

References

1. Wiese, W. L., and Fuhr, J. R., *J. Phys. Chem. Ref. Data* 38, 565, 2009.
2. Fuhr, J. R., and Wiese, W. L., *J. Phys. Chem. Ref. Data* 39, 013101, 2010.
3. Wiese, W. L., and Fuhr, J. R., *J. Phys. Chem. Ref. Data* 36, 1287, 2007.
4. Kelleher, D. E., and Podobedova, L. I., *J. Phys. Chem. Ref. Data* 37, 267, 2008.
5. Kelleher, D. E., and Podobedova, L. I., *J. Phys. Chem. Ref. Data* 37, 709, 2008.
6. Kelleher, D. E., and Podobedova, L. I., *J. Phys. Chem. Ref. Data* 37, 1285, 2008.
7. Wiese, W. L., Smith, M. W., and Glennon, B. M., *Atomic Transition Probabilities (H through Ne - A Critical Data Compilation)*, National Standard Reference Data Series, National Bureau of Standards 4, Vol. I, U.S. Government Printing Office, Washington, D.C., 1966.
8. Wiese, W. L., Fuhr, J. R., and Deters, T. M., *Atomic Transition Probabilities of Carbon, Nitrogen, and Oxygen*, *J. Phys. Chem. Ref. Data, Monograph* 7, 1996.
9. Wiese, W. L., Smith, M. W., and Miles, B. M., *Atomic Transition Probabilities (Na through Ca - A Critical Data Compilation)*, National Standard Reference Data Series, National Bureau of Standards 22, Vol. II, U. S. Government Printing Office, Washington, D.C., 1969.
10. Fuhr, J. R., Miller, B. J., and Martin, G. A., *Bibliography on Atomic Transition Probabilities (1914 through October 1997)*, National Bureau of Standards Special Publication 505, 1978; Miller, B. J., Fuhr, J. R., and Martin, G. A., *Bibliography on Atomic Transition Probabilities (November 1977 through February 1980)*, National Bureau of Standards Special Publication 505, Supplement 1, 1980.
11. Wiese, W. L., Reports on Astronomy, *Trans. Int. Astron. Union* 18A, 116, 1982; 19A, 122, 1985; 20A, 117, 1988, Reidel, D., Ed., Kluwer, Dordrecht, The Netherlands.
12. Moore, C. E., *Bibliography on the Analyses of Optical Atomic Spectra*, National Bureau of Standards Special Publication 306 - Section 1, 1968; Sections 2-4, 1969.
13. Hagan, L., and Martin, W. C., *Bibliography on Atomic Energy Levels and Spectra (July 1968 through June 1971)*, National Bureau of Standards Special Publication 363, 1972; Hagan, L., *Bibliography on Atomic Energy Levels and Spectra (July 1971 through June 1975)*, National Bureau of Standards Special Publication 363, Supplement 1, 1977; Zalubas, R., and Albright, A., *Bibliography on Atomic Energy Levels and Spectra (July 1975 through June 1979)*, National Bureau of Standards Special Publication 363, Supplement 2, 1980; Musgrove, A., and Zalubas, R., *Bibliography on Atomic Energy Levels and Spectra (July 1979 through December 1983)*, National Bureau of Standards Special Publication 363, Supplement 3, 1985.

λ Å	Weights		A
	g_i	g_k	10^8 s^{-1}
<i>Hydrogen</i>			
<i>HI</i>			
912.765	2	1800	5.1673·10 ⁻⁶
912.837	2	1682	6.1221·10 ⁻⁶
912.916	2	1568	7.2967·10 ⁻⁶
913.004	2	1458	8.7524·10 ⁻⁶
913.102	2	1352	1.0571·10 ⁻⁵
913.212	2	1250	1.2862·10 ⁻⁵
913.337	2	1152	1.5776·10 ⁻⁵
913.478	2	1058	1.9519·10 ⁻⁵
913.639	2	968	2.4380·10 ⁻⁵
913.823	2	882	3.0769·10 ⁻⁵
914.036	2	800	3.9276·10 ⁻⁵
914.284	2	722	5.0767·10 ⁻⁵
914.574	2	648	6.6540·10 ⁻⁵
914.917	2	578	8.8574·10 ⁻⁵
915.327	2	512	1.1997·10 ⁻⁴
915.821	2	450	1.6572·10 ⁻⁴
916.427	2	392	2.3409·10 ⁻⁴
917.178	2	338	3.3927·10 ⁻⁴
918.127	2	288	5.0659·10 ⁻⁴
919.349	2	242	7.8340·10 ⁻⁴
920.961	2	200	1.2631·10 ⁻³
923.148	2	162	2.1425·10 ⁻³
926.223	2	128	3.8694·10 ⁻³
930.748	2	98	7.5684·10 ⁻³
937.803	2	72	1.6440·10 ⁻²
949.743	2	50	4.1250·10 ⁻²
972.537	2	32	1.2785·10 ⁻¹
1025.72	2	18	5.5751·10 ⁻¹
1215.67	2	8	4.6986
3662.23	8	1800	2.8474·10 ⁻⁶
3663.37	8	1682	3.3742·10 ⁻⁶
3664.65	8	1568	4.0224·10 ⁻⁶
3666.07	8	1458	4.8261·10 ⁻⁶
3667.65	8	1352	5.8304·10 ⁻⁶
3669.43	8	1250	7.0963·10 ⁻⁶
3671.45	8	1152	8.7069·10 ⁻⁶
3673.73	8	1058	1.0777·10 ⁻⁵
3676.33	8	968	1.3467·10 ⁻⁵
3679.32	8	882	1.7005·10 ⁻⁵
3682.78	8	800	2.1719·10 ⁻⁵
3686.80	8	722	2.8093·10 ⁻⁵
3691.52	8	648	3.6851·10 ⁻⁵
3697.12	8	578	4.9101·10 ⁻⁵
3703.82	8	512	6.6583·10 ⁻⁵
3711.94	8	450	9.2102·10 ⁻⁵
3721.91	8	392	1.3032·10 ⁻⁴
3734.34	8	338	1.8927·10 ⁻⁴
3750.12	8	288	2.8337·10 ⁻⁴
3770.60	8	242	4.3972·10 ⁻⁴
3797.87	8	200	7.1225·10 ⁻⁴
3835.35	8	162	1.2156·10 ⁻³
3889.02	8	128	2.2148·10 ⁻³
3970.08	8	98	4.3889·10 ⁻³
4101.74	8	72	9.7320·10 ⁻³
4340.47	8	50	2.5304·10 ⁻²
4861.34	8	32	8.4193·10 ⁻²

λ Å	Weights		A 10^8 s^{-1}
	g_i	g_k	
6562.83	8	18	$4.4101 \cdot 10^{-1}$
8392.19	18	800	$1.5167 \cdot 10^{-5}$
8413.11	18	722	$1.9643 \cdot 10^{-5}$
8437.75	18	648	$2.5804 \cdot 10^{-5}$
8467.04	18	578	$3.4442 \cdot 10^{-5}$
8502.27	18	512	$4.6801 \cdot 10^{-5}$
8545.17	18	450	$6.4901 \cdot 10^{-5}$
8598.18	18	392	$9.2117 \cdot 10^{-5}$
8664.80	18	338	$1.3431 \cdot 10^{-4}$
8750.25	18	288	$2.0207 \cdot 10^{-4}$
8862.55	18	242	$3.1558 \cdot 10^{-4}$
9014.67	18	200	$5.1558 \cdot 10^{-4}$
9228.77	18	162	$8.9050 \cdot 10^{-4}$
9545.70	18	128	$1.6506 \cdot 10^{-3}$
10049.4	18	98	$3.3585 \cdot 10^{-3}$
10938.1	18	72	$7.7829 \cdot 10^{-3}$
12818.1	18	50	$2.2008 \cdot 10^{-2}$
16406.4	32	288	$1.6205 \cdot 10^{-4}$
16805.7	32	242	$2.5565 \cdot 10^{-4}$
17361.2	32	200	$4.2347 \cdot 10^{-4}$
18173.2	32	162	$7.4593 \cdot 10^{-4}$
18751.0	18	32	$8.9860 \cdot 10^{-2}$
19444.5	32	128	$1.4242 \cdot 10^{-3}$
21655.2	32	98	$3.0415 \cdot 10^{-3}$
26251.4	32	72	$7.7110 \cdot 10^{-3}$
27573.0	50	288	$1.4024 \cdot 10^{-4}$
28719.8	50	242	$2.2460 \cdot 10^{-4}$
30381.1	50	200	$3.7999 \cdot 10^{-4}$
32957.8	50	162	$6.9078 \cdot 10^{-4}$
37391.4	50	128	$1.3877 \cdot 10^{-3}$
40511.4	32	50	$2.6993 \cdot 10^{-2}$
43747.2	72	288	$1.2884 \cdot 10^{-4}$
46524.9	50	98	$3.2528 \cdot 10^{-3}$
46706.2	72	242	$2.1096 \cdot 10^{-4}$
51279.2	72	200	$3.6881 \cdot 10^{-4}$
59072.4	72	162	$7.0652 \cdot 10^{-4}$
74598.3	50	72	$1.0254 \cdot 10^{-2}$
75009.1	72	128	$1.5609 \cdot 10^{-3}$
123718.6	72	98	$4.5608 \cdot 10^{-3}$
<i>Aluminum</i>			
<i>AlI</i>			
2118.312	2	4	$1.03 \cdot 10^{-1}$
2123.362	4	6	$1.22 \cdot 10^{-1}$
2129.663	2	4	$1.52 \cdot 10^{-1}$
2134.733	4	6	$1.81 \cdot 10^{-1}$
2145.555	2	4	$2.06 \cdot 10^{-1}$
2150.699	4	6	$2.46 \cdot 10^{-1}$
2168.805	2	4	$2.96 \cdot 10^{-1}$
2174.028	4	6	$3.53 \cdot 10^{-1}$
2199.150	2	2	$1.75 \cdot 10^{-2}$
2204.590	4	2	$3.49 \cdot 10^{-2}$
2204.660	2	4	$4.37 \cdot 10^{-1}$
2210.046	4	6	$5.20 \cdot 10^{-1}$
2257.999	2	2	$3.77 \cdot 10^{-2}$
2263.462	2	4	$6.83 \cdot 10^{-1}$
2263.731	4	2	$7.50 \cdot 10^{-2}$
2269.096	4	6	$7.58 \cdot 10^{-1}$
2269.220	4	4	$1.26 \cdot 10^{-1}$

λ Å	Weights		A 10^8 s^{-1}
	g_i	g_k	
2367.052	2	4	$7.61 \cdot 10^{-1}$
2372.070	2	2	$5.76 \cdot 10^{-2}$
2373.124	4	6	$9.07 \cdot 10^{-1}$
2373.349	4	4	$1.51 \cdot 10^{-1}$
2378.368	4	2	$1.14 \cdot 10^{-1}$
2567.984	2	4	$1.92 \cdot 10^{-1}$
2575.094	4	6	$3.60 \cdot 10^{-1}$
2575.393	4	4	$5.99 \cdot 10^{-2}$
2652.484	2	2	$1.42 \cdot 10^{-1}$
2660.393	4	2	$2.84 \cdot 10^{-1}$
3082.1529	2	4	$5.87 \cdot 10^{-1}$
3092.7099	4	6	$7.29 \cdot 10^{-1}$
3092.8386	4	4	$1.16 \cdot 10^{-1}$
3944.0058	2	2	$4.99 \cdot 10^{-1}$
3961.5200	4	2	$9.85 \cdot 10^{-1}$
5557.063	2	4	$2.30 \cdot 10^{-3}$
5557.948	2	2	$2.29 \cdot 10^{-3}$
6696.015	2	4	$1.00 \cdot 10^{-2}$
6698.673	2	2	$1.00 \cdot 10^{-2}$
7835.309	4	6	$3.71 \cdot 10^{-2}$
7836.134	6	8	$3.97 \cdot 10^{-2}$
8772.866	4	6	$6.47 \cdot 10^{-2}$
8773.896	6	8	$6.95 \cdot 10^{-2}$
8828.909	2	2	$6.72 \cdot 10^{-3}$
8841.277	4	2	$1.34 \cdot 10^{-2}$
8912.900	2	4	$2.28 \cdot 10^{-3}$
8923.555	4	6	$2.73 \cdot 10^{-3}$
8925.504	4	4	$4.54 \cdot 10^{-4}$
<i>AlII</i>			
1047.8893	1	3	$2.33 \cdot 10^{-1}$
1048.5588	3	5	$3.14 \cdot 10^{-1}$
1049.9233	5	7	$4.17 \cdot 10^{-1}$
1189.1854	1	3	$9.30 \cdot 10^{-1}$
1190.0518	3	5	1.12
1191.8111	5	7	1.48
1350.1782	3	5	4.80
1539.8303	3	5	6.70
1670.7867	1	3	$1.41 \cdot 10^1$
1719.4400	1	3	6.55
1721.2435	3	3	4.93
1721.2714	3	5	8.82
1724.9519	5	5	2.97
1724.9838	5	7	$1.18 \cdot 10^1$
1760.1044	3	5	3.13
1761.9751	1	3	4.12
1763.8692	3	3	3.04
1763.9521	5	5	9.21
1765.8150	3	1	$1.23 \cdot 10^1$
1767.7308	5	3	5.13
1772.802	1	3	9.41
1774.002	3	5	$1.26 \cdot 10^1$
1774.770	3	3	7.01
1776.975	5	7	$1.67 \cdot 10^1$
1777.825	5	5	4.18
1818.352	7	7	5.45
1820.124	3	3	4.57
1855.9286	1	3	$8.38 \cdot 10^{-1}$
1858.0262	3	3	2.49
1862.3111	5	3	4.08

λ Å	Weights		A 10^8 s^{-1}
	g_i	g_k	
1904.326	1	3	2.70
1906.4082	3	5	2.00
1906.596	3	3	2.00
1906.674	3	1	8.20
1910.8252	5	5	5.80
1911.013	5	3	3.40
1931.0481	3	1	$1.04 \cdot 10^1$
1958.77	7	5	5.70
1990.5310	3	5	$1.38 \cdot 10^1$
2192.604	7	9	2.47
2194.189	7	7	$2.74 \cdot 10^{-1}$
2195.502	3	5	2.07
2816.185	3	1	3.57
2994.277	1	3	$4.04 \cdot 10^{-2}$
2995.525	3	5	$5.44 \cdot 10^{-2}$
2998.150	5	7	$7.26 \cdot 10^{-2}$
3088.516	3	5	$1.08 \cdot 10^{-1}$
3649.184	1	3	$1.26 \cdot 10^{-1}$
3649.232	1	3	$1.26 \cdot 10^{-1}$
3651.065	3	5	$1.70 \cdot 10^{-1}$
3651.096	3	5	$1.70 \cdot 10^{-1}$
3654.981	5	7	$2.26 \cdot 10^{-1}$
3654.998	5	7	$2.26 \cdot 10^{-1}$
3703.219	3	5	$3.80 \cdot 10^{-1}$
3731.952	1	3	$4.30 \cdot 10^{-2}$
3733.908	3	3	$1.30 \cdot 10^{-1}$
3738.015	5	3	$2.10 \cdot 10^{-1}$
3866.160	3	1	$3.70 \cdot 10^{-1}$
3900.675	3	5	$4.80 \cdot 10^{-3}$
4663.056	5	3	$5.81 \cdot 10^{-1}$
5388.48	1	3	$1.20 \cdot 10^{-2}$
5593.302	3	5	$9.26 \cdot 10^{-1}$
5613.291	5	7	$3.43 \cdot 10^{-2}$
5853.62	7	9	$1.28 \cdot 10^{-1}$
5861.53	5	7	$1.14 \cdot 10^{-1}$
5867.81	3	5	$2.00 \cdot 10^{-1}$
5971.980	3	5	$4.90 \cdot 10^{-2}$
5999.70	1	3	$2.07 \cdot 10^{-2}$
5999.83	1	3	$2.07 \cdot 10^{-2}$
6001.76	3	5	$2.79 \cdot 10^{-2}$
6001.88	3	3	$1.55 \cdot 10^{-2}$
6006.410	5	7	$3.40 \cdot 10^{-2}$
6061.124	3	1	$7.60 \cdot 10^{-2}$
6066.32	1	3	$8.88 \cdot 10^{-3}$
6066.44	1	3	$8.88 \cdot 10^{-3}$
6068.43	3	3	$2.66 \cdot 10^{-2}$
6068.53	3	3	$2.66 \cdot 10^{-2}$
6073.198	5	3	$4.20 \cdot 10^{-2}$
6226.18	1	3	$6.20 \cdot 10^{-1}$
6231.745	3	5	$8.40 \cdot 10^{-1}$
6243.36	5	7	1.11
6335.701	5	3	$1.40 \cdot 10^{-1}$
6816.69	1	3	$1.10 \cdot 10^{-1}$
6823.48	3	3	$3.40 \cdot 10^{-1}$
6837.14	5	3	$5.70 \cdot 10^{-1}$
6917.93	5	7	$1.60 \cdot 10^{-1}$
6919.96	3	1	$9.60 \cdot 10^{-1}$
7042.06	3	5	$5.78 \cdot 10^{-1}$
7056.60	3	3	$5.74 \cdot 10^{-1}$
7063.64	3	1	$5.73 \cdot 10^{-1}$

λ Å	Weights		A 10^8 s^{-1}
	g_i	g_k	
7449.42	3	5	$1.20 \cdot 10^{-1}$
7471.41	5	7	$5.57 \cdot 10^{-1}$
7624.48	1	3	$4.59 \cdot 10^{-2}$
7627.85	3	5	$6.20 \cdot 10^{-2}$
7635.33	5	7	$9.00 \cdot 10^{-2}$
8354.318	7	9	$4.27 \cdot 10^{-1}$
8359.23	7	7	$4.75 \cdot 10^{-2}$
8359.492	5	7	$3.79 \cdot 10^{-1}$
8363.251	5	5	$6.64 \cdot 10^{-2}$
8363.469	3	5	$4.20 \cdot 10^{-1}$
8640.705	1	3	$3.00 \cdot 10^{-1}$
<i>Al III</i>			
560.390	2	4	$6.10 \cdot 10^{-1}$
560.390	2	2	$6.31 \cdot 10^{-1}$
695.817	2	4	$6.83 \cdot 10^{-1}$
696.212	2	2	$7.17 \cdot 10^{-1}$
1162.66	6	6	$1.39 \cdot 10^{-1}$
1162.66	6	8	2.09
1162.67	4	6	1.95
1352.857	6	8	4.26
1352.857	6	6	$2.84 \cdot 10^{-1}$
1352.857	4	6	3.98
1379.670	2	2	4.61
1384.140	4	2	9.22
1605.7661	2	4	$1.16 \cdot 10^1$
1611.8141	4	4	2.30
1611.8735	4	6	$1.38 \cdot 10^1$
1854.7164	2	4	5.44
1862.7895	2	2	5.36
1935.8404	6	8	$1.19 \cdot 10^1$
1935.8404	6	6	$7.92 \cdot 10^{-1}$
1935.9489	4	6	$1.11 \cdot 10^1$
3283.316	2	4	$1.99 \cdot 10^{-2}$
3287.302	4	6	$2.29 \cdot 10^{-2}$
3601.628	6	4	1.31
3601.926	4	4	$1.46 \cdot 10^{-1}$
3612.356	4	2	1.45
3702.106	2	2	1.13
3713.123	4	2	2.27
3980.14	6	8	$2.33 \cdot 10^{-1}$
3980.14	4	6	$2.17 \cdot 10^{-1}$
4149.915	6	8	2.05
4150.173	4	6	1.91
4357.562	2	4	$7.40 \cdot 10^{-2}$
4364.642	4	6	$8.67 \cdot 10^{-2}$
4512.564	2	4	2.09
4528.942	4	4	$4.15 \cdot 10^{-1}$
4529.194	4	6	2.49
4701.148	6	4	$7.67 \cdot 10^{-2}$
4701.412	8	6	$7.31 \cdot 10^{-2}$
4904.10	6	8	$3.51 \cdot 10^{-1}$
4904.10	4	6	$3.27 \cdot 10^{-1}$
5696.603	2	4	$8.77 \cdot 10^{-1}$
5722.728	2	2	$8.65 \cdot 10^{-1}$
<i>Argon</i>			
<i>Ar I</i>			
1048.22	1	3	5.36

λ Å	Weights		A 10^8 s^{-1}
	g_i	g_k	
1066.66	1	3	1.29
3948.98	5	3	$4.55 \cdot 10^{-3}$
4044.42	3	5	$3.33 \cdot 10^{-3}$
4158.59	5	5	$1.40 \cdot 10^{-2}$
4181.88	1	3	$5.61 \cdot 10^{-3}$
4190.71	5	5	$2.80 \cdot 10^{-3}$
4191.03	1	3	$5.39 \cdot 10^{-3}$
4198.32	3	1	$2.57 \cdot 10^{-2}$
4200.67	5	7	$9.67 \cdot 10^{-3}$
4259.36	3	1	$3.98 \cdot 10^{-2}$
4266.29	3	5	$3.12 \cdot 10^{-3}$
4272.17	3	3	$7.97 \cdot 10^{-3}$
4300.10	3	5	$3.77 \cdot 10^{-3}$
4333.56	3	5	$5.68 \cdot 10^{-3}$
4335.34	3	3	$3.87 \cdot 10^{-3}$
4510.73	3	1	$1.18 \cdot 10^{-2}$
4752.94	3	3	$4.5 \cdot 10^{-3}$
4768.68	3	5	$8.6 \cdot 10^{-3}$
4798.74	7	9	$8.8 \cdot 10^{-4}$
4835.97	7	9	$9.3 \cdot 10^{-4}$
4876.26	3	5	$7.8 \cdot 10^{-3}$
4886.29	7	9	$1.2 \cdot 10^{-3}$
4887.95	3	3	$1.3 \cdot 10^{-2}$
4894.69	3	1	$1.8 \cdot 10^{-2}$
4956.75	7	9	$1.8 \cdot 10^{-3}$
4989.95	5	7	$1.1 \cdot 10^{-3}$
5048.81	3	5	$4.6 \cdot 10^{-3}$
5054.18	3	3	$4.5 \cdot 10^{-3}$
5060.08	7	9	$3.7 \cdot 10^{-3}$
5070.99	5	3	$2.6 \cdot 10^{-3}$
5087.09	5	7	$1.6 \cdot 10^{-3}$
5118.21	5	7	$2.7 \cdot 10^{-3}$
5151.39	3	1	$2.39 \cdot 10^{-2}$
5162.29	3	3	$1.90 \cdot 10^{-2}$
5177.54	7	5	$2.4 \cdot 10^{-3}$
5194.02	3	1	$7.8 \cdot 10^{-3}$
5210.49	7	7	$1.1 \cdot 10^{-3}$
5214.77	5	3	$2.1 \cdot 10^{-3}$
5221.27	7	9	$8.8 \cdot 10^{-3}$
5241.09	5	5	$1.3 \cdot 10^{-3}$
5246.24	5	7	$1.2 \cdot 10^{-3}$
5252.79	5	7	$5.4 \cdot 10^{-3}$
5254.47	3	5	$3.6 \cdot 10^{-3}$
5286.07	5	7	$9.6 \cdot 10^{-4}$
5309.52	5	5	$1.2 \cdot 10^{-3}$
5317.73	5	7	$2.6 \cdot 10^{-3}$
5373.50	3	5	$2.7 \cdot 10^{-3}$
5410.48	5	7	$2.0 \cdot 10^{-3}$
5421.35	7	5	$6.0 \cdot 10^{-3}$
5439.99	3	3	$1.9 \cdot 10^{-3}$
5442.24	7	7	$9.3 \cdot 10^{-4}$
5451.65	3	5	$4.7 \cdot 10^{-3}$
5457.42	5	3	$3.6 \cdot 10^{-3}$
5473.46	5	3	$2.0 \cdot 10^{-3}$
5492.09	3	1	$5.6 \cdot 10^{-3}$
5495.87	7	9	$1.69 \cdot 10^{-2}$
5506.11	5	7	$3.6 \cdot 10^{-3}$
5524.96	7	7	$1.7 \cdot 10^{-3}$
5534.49	5	3	$2.7 \cdot 10^{-3}$
5558.70	3	5	$1.42 \cdot 10^{-2}$

Atomic

λ \AA	Weights		A 10^8 s^{-1}
	g_i	g_k	
5559.66	3	5	$2.2 \cdot 10^{-3}$
5572.54	5	7	$6.6 \cdot 10^{-3}$
5588.72	5	5	$1.5 \cdot 10^{-3}$
5597.48	5	7	$4.2 \cdot 10^{-3}$
5606.73	3	3	$2.20 \cdot 10^{-2}$
5618.01	3	3	$2.1 \cdot 10^{-3}$
5623.78	5	5	$1.4 \cdot 10^{-3}$
5635.58	3	5	$9.6 \cdot 10^{-4}$
5639.12	1	3	$2.1 \cdot 10^{-3}$
5650.70	3	1	$3.20 \cdot 10^{-2}$
5659.13	5	5	$2.6 \cdot 10^{-3}$
5681.90	5	7	$2.0 \cdot 10^{-3}$
5683.73	5	5	$2.0 \cdot 10^{-3}$
5700.87	5	7	$5.9 \cdot 10^{-3}$
5739.52	3	5	$8.7 \cdot 10^{-3}$
5772.11	5	7	$2.0 \cdot 10^{-3}$
5773.99	5	5	$1.1 \cdot 10^{-3}$
5802.08	5	3	$4.2 \cdot 10^{-3}$
5882.62	3	1	$1.23 \cdot 10^{-2}$
5888.58	7	5	$1.29 \cdot 10^{-2}$
5928.81	5	3	$1.1 \cdot 10^{-2}$
5942.67	5	5	$1.8 \cdot 10^{-3}$
5949.26	3	3	$1.5 \cdot 10^{-3}$
5968.32	3	3	$1.8 \cdot 10^{-3}$
5971.60	3	1	$1.1 \cdot 10^{-2}$
5987.30	7	7	$1.2 \cdot 10^{-3}$
5999.00	5	5	$1.4 \cdot 10^{-3}$
6005.73	5	3	$1.4 \cdot 10^{-3}$
6013.68	7	5	$1.4 \cdot 10^{-3}$
6025.15	5	3	$9.0 \cdot 10^{-3}$
6043.22	5	7	$1.47 \cdot 10^{-2}$
6052.73	3	5	$1.9 \cdot 10^{-3}$
6064.76	5	7	$5.8 \cdot 10^{-4}$
6090.79	1	3	$3.0 \cdot 10^{-3}$
6098.81	3	3	$5.2 \cdot 10^{-3}$
6101.16	3	3	$3.3 \cdot 10^{-3}$
6105.64	3	5	$1.21 \cdot 10^{-2}$
6128.73	3	5	$8.6 \cdot 10^{-4}$
6145.44	5	7	$7.6 \cdot 10^{-3}$
6155.24	5	3	$5.1 \cdot 10^{-3}$
6165.12	5	5	$9.89 \cdot 10^{-4}$
6170.17	5	5	$5.0 \cdot 10^{-3}$
6173.10	3	5	$6.7 \cdot 10^{-3}$
6212.50	5	7	$3.9 \cdot 10^{-3}$
6215.94	5	5	$5.7 \cdot 10^{-3}$
6248.41	3	5	$6.8 \cdot 10^{-4}$
6296.87	3	5	$9.0 \cdot 10^{-3}$
6307.66	5	5	$6.0 \cdot 10^{-3}$
6364.89	3	1	$5.6 \cdot 10^{-3}$
6369.58	5	3	$4.2 \cdot 10^{-3}$
6384.72	3	3	$4.21 \cdot 10^{-3}$
6416.31	3	5	$1.16 \cdot 10^{-2}$
6466.55	1	3	$1.5 \cdot 10^{-3}$
6538.11	7	7	$1.1 \cdot 10^{-3}$
6604.02	7	5	$2.8 \cdot 10^{-3}$
6660.68	3	1	$7.8 \cdot 10^{-3}$
6664.05	5	5	$1.5 \cdot 10^{-3}$
6698.88	5	3	$1.6 \cdot 10^{-3}$
6719.22	1	3	$2.4 \cdot 10^{-3}$
6752.84	3	5	$1.93 \cdot 10^{-2}$

λ \AA	Weights		A 10^8 s^{-1}
	g_i	g_k	
6754.37	3	3	$2.1 \cdot 10^{-3}$
6756.10	5	5	$3.6 \cdot 10^{-3}$
6766.61	5	3	$4.0 \cdot 10^{-3}$
6779.93	1	3	$1.21 \cdot 10^{-3}$
6827.25	5	3	$2.4 \cdot 10^{-3}$
6851.88	3	5	$6.7 \cdot 10^{-4}$
6871.29	3	3	$2.78 \cdot 10^{-2}$
6879.59	3	5	$1.8 \cdot 10^{-3}$
6887.10	5	7	$1.3 \cdot 10^{-3}$
6888.17	3	5	$2.5 \cdot 10^{-3}$
6925.01	3	3	$1.2 \cdot 10^{-3}$
6937.67	3	1	$3.08 \cdot 10^{-2}$
6951.46	5	5	$2.2 \cdot 10^{-3}$
6960.23	5	5	$2.4 \cdot 10^{-3}$
6965.43	5	3	$6.39 \cdot 10^{-2}$
6992.17	3	1	$7.5 \cdot 10^{-3}$
7030.25	7	5	$2.67 \cdot 10^{-2}$
7067.22	5	5	$3.80 \cdot 10^{-2}$
7068.73	5	3	$2.0 \cdot 10^{-2}$
7086.70	1	3	$1.5 \cdot 10^{-3}$
7107.48	5	5	$4.5 \cdot 10^{-3}$
7125.83	3	3	$6.0 \cdot 10^{-3}$
7147.04	5	3	$6.25 \cdot 10^{-3}$
7158.83	3	1	$2.1 \cdot 10^{-2}$
7206.98	5	3	$2.48 \cdot 10^{-2}$
7229.93	5	5	$6.6 \cdot 10^{-4}$
7265.17	3	3	$1.7 \cdot 10^{-3}$
7270.66	7	7	$1.1 \cdot 10^{-3}$
7272.93	3	3	$1.83 \cdot 10^{-2}$
7285.44	5	3	$1.2 \cdot 10^{-3}$
7311.72	3	3	$1.7 \cdot 10^{-2}$
7316.01	3	3	$9.6 \cdot 10^{-3}$
7350.78	3	1	$1.2 \cdot 10^{-2}$
7353.32	5	7	$9.6 \cdot 10^{-3}$
7372.12	7	9	$1.9 \cdot 10^{-2}$
7383.98	3	5	$8.47 \cdot 10^{-2}$
7392.97	5	3	$7.2 \cdot 10^{-3}$
7412.33	3	5	$3.9 \cdot 10^{-3}$
7422.26	3	5	$6.6 \cdot 10^{-4}$
7425.29	5	7	$3.1 \cdot 10^{-3}$
7435.33	5	5	$9.0 \cdot 10^{-3}$
7436.25	7	5	$2.7 \cdot 10^{-3}$
7484.24	3	5	$3.4 \cdot 10^{-3}$
7503.84	3	1	$4.45 \cdot 10^{-1}$
7510.42	5	5	$4.5 \cdot 10^{-3}$
7514.65	3	1	$4.02 \cdot 10^{-1}$
7618.33	3	5	$2.9 \cdot 10^{-3}$
7628.86	3	5	$2.9 \cdot 10^{-3}$
7635.11	5	5	$2.45 \cdot 10^{-1}$
7670.04	5	3	$2.8 \cdot 10^{-3}$
7704.81	5	7	$6.3 \cdot 10^{-4}$
7723.76	5	3	$5.18 \cdot 10^{-2}$
7724.21	1	3	$1.17 \cdot 10^{-1}$
7798.55	3	5	$8.7 \cdot 10^{-4}$
7868.20	1	3	$3.50 \cdot 10^{-3}$
7891.08	5	5	$9.5 \cdot 10^{-3}$
7916.45	3	3	$1.2 \cdot 10^{-3}$
7948.18	1	3	$1.86 \cdot 10^{-1}$
8006.16	3	5	$4.90 \cdot 10^{-2}$
8014.79	5	5	$9.28 \cdot 10^{-2}$

λ \AA	Weights		A 10^8 s^{-1}
	g_i	g_k	
8037.23	1	3	$3.59 \cdot 10^{-3}$
8046.13	3	1	$1.12 \cdot 10^{-2}$
8053.31	5	3	$8.6 \cdot 10^{-3}$
8066.60	5	5	$1.4 \cdot 10^{-3}$
8103.69	3	3	$2.5 \cdot 10^{-1}$
8115.31	5	7	$3.31 \cdot 10^{-1}$
8264.52	3	3	$1.53 \cdot 10^{-1}$
8384.73	5	7	$2.4 \cdot 10^{-3}$
8408.21	3	5	$2.23 \cdot 10^{-1}$
8424.65	3	5	$2.15 \cdot 10^{-1}$
8490.30	3	5	$9.6 \cdot 10^{-4}$
8521.44	3	3	$1.39 \cdot 10^{-1}$
8605.78	5	5	$1.04 \cdot 10^{-2}$
8620.46	1	3	$9.2 \cdot 10^{-3}$
8667.94	1	3	$2.43 \cdot 10^{-2}$
8761.69	3	5	$9.5 \cdot 10^{-3}$
8784.61	3	1	$2.4 \cdot 10^{-3}$
8799.08	5	3	$4.6 \cdot 10^{-3}$
8962.19	3	3	$1.6 \cdot 10^{-3}$
9075.42	3	1	$1.2 \cdot 10^{-2}$
9122.97	5	3	$1.89 \cdot 10^{-1}$
9194.64	3	3	$1.76 \cdot 10^{-2}$
9224.50	3	5	$5.03 \cdot 10^{-2}$
9291.53	3	1	$3.26 \cdot 10^{-2}$
9354.22	3	3	$1.06 \cdot 10^{-2}$
9657.78	3	3	$5.43 \cdot 10^{-2}$
9784.50	3	5	$1.47 \cdot 10^{-2}$
10470.05	1	3	$9.8 \cdot 10^{-3}$
10478.0	3	3	$2.44 \cdot 10^{-2}$
10950.7	5	3	$3.96 \cdot 10^{-3}$
11078.9	5	5	$8.3 \cdot 10^{-3}$
11393.7	3	1	$2.22 \cdot 10^{-2}$
11441.8	5	3	$1.39 \cdot 10^{-2}$
11467.5	3	5	$3.69 \cdot 10^{-3}$
11488.11	3	3	$1.9 \cdot 10^{-3}$
11668.7	5	5	$3.76 \cdot 10^{-2}$
11719.5	5	3	$9.52 \cdot 10^{-3}$
12026.6	1	3	$4.2 \cdot 10^{-3}$
12112.2	7	7	$3.1 \cdot 10^{-2}$
12139.8	3	3	$4.5 \cdot 10^{-2}$
12343.7	5	7	$2.0 \cdot 10^{-2}$
12402.9	3	3	$1.1 \cdot 10^{-1}$
12439.2	3	5	$4.9 \cdot 10^{-2}$
12456.1	5	3	$8.9 \cdot 10^{-2}$
12487.6	7	5	$1.1 \cdot 10^{-1}$
12554.4	7	5	$1.2 \cdot 10^{-3}$
12702.4	3	3	$7.1 \cdot 10^{-2}$
12733.6	5	5	$1.1 \cdot 10^{-2}$
12746.3	3	3	$2.0 \cdot 10^{-2}$
12802.7	5	5	$5.7 \cdot 10^{-2}$
12933.3	3	1	$1.0 \cdot 10^{-1}$
12956.6	3	3	$7.4 \cdot 10^{-2}$
13008.5	5	3	$8.9 \cdot 10^{-2}$
13214.7	3	1	$8.1 \cdot 10^{-2}$
13273.1	5	7	$1.5 \cdot 10^{-1}$
13313.4	3	5	$1.3 \cdot 10^{-1}$
13504.0	5	7	$1.1 \cdot 10^{-1}$
13599.2	5	5	$2.2 \cdot 10^{-2}$
13622.4	3	5	$7.3 \cdot 10^{-2}$
13678.5	3	5	$6.2 \cdot 10^{-2}$

λ Å	Weights		A 10^8 s^{-1}
	g_i	g_k	
14093.6	1	3	$4.3 \cdot 10^{-2}$
14739.1	5	7	$8.8 \cdot 10^{-4}$
15046.4	1	3	$5.2 \cdot 10^{-2}$
15172.3	1	3	$1.3 \cdot 10^{-2}$
15329.6	5	5	$1.2 \cdot 10^{-3}$
15555.5	5	7	$9.8 \cdot 10^{-5}$
15734.9	5	3	$2.9 \cdot 10^{-4}$
15816.8	5	3	$8.7 \cdot 10^{-4}$
15989.3	1	3	$1.9 \cdot 10^{-2}$
16122.7	5	3	$3.9 \cdot 10^{-4}$
16180.0	5	5	$1.2 \cdot 10^{-3}$
16264.1	3	3	$3.0 \cdot 10^{-4}$
16520.1	3	5	$2.6 \cdot 10^{-3}$
16739.8	3	5	$3.1 \cdot 10^{-3}$
16940.4	5	5	$2.5 \cdot 10^{-2}$
20317.0	1	3	$1.6 \cdot 10^{-3}$
20616.5	5	5	$3.9 \cdot 10^{-3}$
20812.0	5	7	$7.6 \cdot 10^{-4}$
21332.2	3	3	$3.2 \cdot 10^{-4}$
21534.9	3	5	$1.1 \cdot 10^{-3}$
22039.2	3	1	$1.2 \cdot 10^{-3}$
22077.4	5	3	$1.4 \cdot 10^{-3}$
23133.4	3	3	$1.7 \cdot 10^{-3}$
23844.8	9	7	$1.1 \cdot 10^{-2}$
23967.5	3	1	$3.6 \cdot 10^{-3}$
<i>Ar II</i>			
2942.9	4	4	$5.3 \cdot 10^{-1}$
2979.1	2	2	$4.16 \cdot 10^{-1}$
3139.0	6	6	$5.2 \cdot 10^{-1}$
3169.7	4	6	$4.9 \cdot 10^{-1}$
3181.0	6	4	$3.7 \cdot 10^{-1}$
3243.7	4	2	1.06
3249.8	2	4	$6.3 \cdot 10^{-1}$
3263.6	2	4	$1.55 \cdot 10^{-1}$
3281.7	2	2	$4.2 \cdot 10^{-1}$
3454.1	6	4	$3.14 \cdot 10^{-1}$
3476.7	6	6	1.25
3491.2	4	4	1.79
3491.5	6	8	2.31
3509.8	2	2	2.55
3514.4	4	6	1.36
3520.0	6	6	$5.2 \cdot 10^{-1}$
3521.3	8	8	$2.27 \cdot 10^{-1}$
3535.3	2	4	$5.7 \cdot 10^{-1}$
3548.5	4	4	$8.7 \cdot 10^{-1}$
3559.5	6	8	2.88
3565.0	2	4	$5.5 \cdot 10^{-1}$
3576.6	6	8	2.75
3581.6	2	4	1.76
3582.4	4	6	2.53
3588.4	8	10	3.03
3656.0	6	6	$7.6 \cdot 10^{-2}$
3717.2	6	8	$5.2 \cdot 10^{-2}$
3729.3	6	4	$4.80 \cdot 10^{-1}$
3763.5	8	6	$1.78 \cdot 10^{-1}$
3780.8	8	8	$7.7 \cdot 10^{-1}$
3799.4	6	4	$1.7 \cdot 10^{-1}$
3826.8	6	6	$2.81 \cdot 10^{-1}$
3841.5	4	2	$2.69 \cdot 10^{-1}$

λ Å	Weights		A 10^8 s^{-1}
	g_i	g_k	
3844.7	6	8	$4.8 \cdot 10^{-2}$
3850.6	4	4	$3.87 \cdot 10^{-1}$
3868.5	4	6	1.4
3872.1	4	4	$1.5 \cdot 10^{-1}$
3880.3	2	2	$2.32 \cdot 10^{-1}$
3900.6	4	6	$7.2 \cdot 10^{-2}$
3928.6	2	4	$2.44 \cdot 10^{-1}$
3932.5	4	4	$9.3 \cdot 10^{-1}$
3952.7	4	4	$2.08 \cdot 10^{-1}$
3979.4	4	2	$9.8 \cdot 10^{-1}$
4013.9	8	8	$1.05 \cdot 10^{-1}$
4042.9	4	4	$4.06 \cdot 10^{-1}$
4052.9	2	4	$6.7 \cdot 10^{-1}$
4072.0	6	6	$5.8 \cdot 10^{-1}$
4079.6	6	4	$1.19 \cdot 10^{-1}$
4131.7	4	2	$8.5 \cdot 10^{-1}$
4228.2	4	6	$1.31 \cdot 10^{-1}$
4237.2	4	4	$1.12 \cdot 10^{-1}$
4266.5	6	6	$1.64 \cdot 10^{-1}$
4277.5	6	4	$8.0 \cdot 10^{-1}$
4282.9	4	2	$1.32 \cdot 10^{-1}$
4300.6	6	6	$5.7 \cdot 10^{-2}$
4331.2	4	4	$5.74 \cdot 10^{-1}$
4332.0	4	2	$1.92 \cdot 10^{-1}$
4348.1	6	8	1.17
4352.2	2	2	$2.12 \cdot 10^{-1}$
4362.1	4	6	$5.5 \cdot 10^{-2}$
4370.8	4	4	$6.6 \cdot 10^{-1}$
4371.3	6	4	$2.21 \cdot 10^{-1}$
4376.0	4	2	$2.05 \cdot 10^{-1}$
4379.7	2	2	1.00
4400.1	4	4	$1.60 \cdot 10^{-1}$
4401.0	8	6	$3.04 \cdot 10^{-1}$
4412.9	6	8	$6.1 \cdot 10^{-2}$
4426.0	4	6	$8.17 \cdot 10^{-1}$
4430.2	2	4	$5.69 \cdot 10^{-1}$
4431.0	6	6	$1.09 \cdot 10^{-1}$
4474.8	4	2	$2.90 \cdot 10^{-1}$
4481.8	6	6	$4.55 \cdot 10^{-1}$
4545.1	4	4	$4.71 \cdot 10^{-1}$
4579.4	2	2	$8.0 \cdot 10^{-1}$
4589.9	4	6	$6.64 \cdot 10^{-1}$
4598.8	4	4	$6.7 \cdot 10^{-2}$
4609.6	6	8	$7.89 \cdot 10^{-1}$
4637.2	6	6	$7.1 \cdot 10^{-2}$
4657.9	4	2	$8.92 \cdot 10^{-1}$
4726.9	4	4	$5.88 \cdot 10^{-1}$
4732.1	6	4	$6.7 \cdot 10^{-2}$
4735.9	6	4	$5.80 \cdot 10^{-1}$
4764.9	2	4	$6.4 \cdot 10^{-1}$
4806.0	6	6	$7.80 \cdot 10^{-1}$
4847.8	4	2	$8.49 \cdot 10^{-1}$
4879.9	4	6	$8.23 \cdot 10^{-1}$
4889.0	2	2	$1.9 \cdot 10^{-1}$
4904.8	6	8	$3.7 \cdot 10^{-2}$
4933.2	4	4	$1.44 \cdot 10^{-1}$
4965.1	2	4	$3.94 \cdot 10^{-1}$
4972.2	2	2	$9.7 \cdot 10^{-2}$
5009.3	4	6	$1.51 \cdot 10^{-1}$
5017.2	4	6	$2.07 \cdot 10^{-1}$

λ Å	Weights		A 10^8 s^{-1}
	g_i	g_k	
5062.0	2	4	$2.23 \cdot 10^{-1}$
5141.8	6	8	$8.1 \cdot 10^{-2}$
5145.3	4	6	$1.06 \cdot 10^{-1}$
6114.9	10	8	$2.00 \cdot 10^{-1}$
6172.3	8	6	$2.00 \cdot 10^{-1}$
6243.1	8	6	$3.0 \cdot 10^{-2}$
6483.1	4	2	$1.06 \cdot 10^{-1}$
6638.2	6	4	$1.37 \cdot 10^{-1}$
6639.7	4	2	$1.69 \cdot 10^{-1}$
6643.7	10	8	$1.47 \cdot 10^{-1}$
6666.4	2	2	$8.8 \cdot 10^{-2}$
6684.3	8	6	$1.07 \cdot 10^{-1}$
6756.6	4	4	$2.0 \cdot 10^{-2}$
6863.5	6	6	$2.5 \cdot 10^{-2}$
7233.5	2	4	$3.7 \cdot 10^{-2}$
7380.4	4	4	$5.6 \cdot 10^{-2}$
7589.3	6	4	$1.07 \cdot 10^{-1}$
<i>Ar III</i>			
769.15	5	3	6.0
871.10	5	3	1.59
875.53	3	1	3.74
878.73	5	5	2.79
879.62	3	3	$9.2 \cdot 10^{-1}$
883.18	1	3	1.22
887.40	3	5	$9.0 \cdot 10^{-1}$
3024.1	5	7	2.6
3027.2	5	5	$6.4 \cdot 10^{-1}$
3054.8	3	5	1.9
3064.8	3	3	1.0
3078.2	1	3	1.4
3285.9	5	7	2.0
3301.9	5	5	2.0
3311.3	5	3	2.0
3336.1	7	9	2.0
3344.7	5	7	1.8
3352.1	7	7	$2.2 \cdot 10^{-1}$
3358.5	3	5	1.6
3361.3	5	5	$3.0 \cdot 10^{-1}$
3472.6	5	7	$2.0 \cdot 10^{-1}$
3480.6	7	7	1.6
3499.7	3	3	1.3
3500.6	3	5	$2.6 \cdot 10^{-1}$
3502.7	5	3	$4.3 \cdot 10^{-1}$
3503.6	5	5	1.2
3511.7	7	5	$2.6 \cdot 10^{-1}$
<i>Ar IV</i>			
840.03	4	2	2.73
843.77	4	4	2.70
850.60	4	6	2.63
<i>Ar VI</i>			
292.15	2	2	$6.9 \cdot 10^1$
294.05	4	2	$1.36 \cdot 10^2$
<i>Ar VII</i>			
*250.41	9	3	$2.78 \cdot 10^2$
*477.54	9	15	$9.92 \cdot 10^1$
585.75	1	3	$7.83 \cdot 10^1$

λ Å	Weights		A 10^8 s^{-1}
	g_i	g_k	
*637.30	9	9	6.7·10 ¹
<i>Ar VIII</i>			
158.92	2	4	1.1·10 ²
159.18	2	2	1.11·10 ²
229.44	2	2	1.12·10 ²
230.88	4	2	2.21·10 ²
337.09	4	4	1.2·10 ¹
337.26	6	4	1.0·10 ²
338.22	4	2	1.1·10 ²
519.43	2	4	6.3·10 ¹
526.46	4	6	7.2·10 ¹
526.87	4	4	1.2·10 ¹
700.24	2	4	2.55·10 ¹
713.81	2	2	2.4·10 ¹
<i>Ar IX</i>			
48.739	1	3	1.69·10 ³
<i>Ar XIII</i>			
162.96	5	3	3.4·10 ²
*163.08	9	3	5.3·10 ²
184.90	5	5	1.66·10 ²
186.38	1	3	8.8·10 ¹
*207.89	9	9	9.5·10 ¹
*245.10	9	15	3.7·10 ¹
<i>Ar XIV</i>			
180.29	2	4	4.5·10 ¹
183.41	2	2	1.69·10 ²
187.95	4	4	1.97·10 ²
191.35	4	2	7.5·10 ¹
194.39	2	2	4.6·10 ¹
203.35	4	2	7.8·10 ¹
<i>Ar XV</i>			
25.05	1	3	1.7·10 ⁴
221.10	1	3	9.55·10 ¹
*265.3	9	9	8.1·10 ¹
<i>Ar XVI</i>			
*23.52	2	6	1.43·10 ⁴
*24.96	6	10	4.4·10 ⁴
353.88	2	4	1.5·10 ¹
389.11	2	2	1.1·10 ¹
1268	2	4	1.9
1401	2	2	1.4
2975	2	4	9.0·10 ⁻²
3514	4	6	6.5·10 ⁻²
<i>Arsenic</i>			
<i>As I</i>			
1890.4	4	6	2.0
1937.6	4	4	2.0
1972.6	4	2	2.0
2288.1	6	4	2.8
2344.0	2	4	3.5·10 ⁻¹
2349.8	4	2	3.1
2369.7	4	4	6.0·10 ⁻¹

λ Å	Weights		A 10^8 s^{-1}
	g_i	g_k	
2370.8	4	6	4.2·10 ⁻¹
2456.5	6	4	7.2·10 ⁻²
2492.9	4	2	1.2·10 ⁻¹
2745.0	2	4	2.6·10 ⁻¹
2780.2	4	4	7.8·10 ⁻¹
2860.4	2	2	5.5·10 ⁻¹
2898.7	4	2	9.9·10 ⁻²
<i>Barium</i>			
<i>Ba I</i>			
2427.41	1	3	5.60·10 ⁻³
2472.74	1	3	4.60·10 ⁻³
3071.58	1	3	4.20·10 ⁻¹
3501.11	1	3	3.50·10 ⁻¹
3889.33	1	3	1.10·10 ⁻²
4132.43	1	3	1.50·10 ⁻²
4181.09	3	5	4.99·10 ⁻⁴
4181.66	3	5	5.42·10 ⁻⁴
4182.27	3	5	6.11·10 ⁻⁴
4182.94	3	5	6.65·10 ⁻⁴
4183.64	3	5	6.70·10 ⁻⁴
4184.40	3	5	7.93·10 ⁻⁴
4185.25	3	5	8.43·10 ⁻⁴
4186.16	3	5	9.24·10 ⁻⁴
4187.15	3	5	9.90·10 ⁻⁴
4188.25	3	5	1.03·10 ⁻³
4189.44	3	5	1.13·10 ⁻³
4190.76	3	5	1.28·10 ⁻³
4192.20	3	5	1.36·10 ⁻³
4193.81	3	5	1.58·10 ⁻³
4195.59	3	5	1.78·10 ⁻³
4323.00	3	5	8.80·10 ⁻²
4402.54	3	5	2.70·10 ⁻¹
4488.98	5	7	2.80·10 ⁻¹
4493.64	5	5	1.95·10 ⁻¹
4573.85	3	1	1.21
4579.64	5	5	7.00·10 ⁻¹
4599.72	3	1	4.07·10 ⁻¹
4619.92	1	3	2.70·10 ⁻²
4700.42	3	3	6.10·10 ⁻²
4726.43	5	3	3.30·10 ⁻¹
4801.30	9	3	1.39·10 ⁻¹
4902.85	5	3	5.40·10 ⁻²
5169.53	5	3	9.00·10 ⁻⁴
5519.04	3	5	5.70·10 ⁻¹
5535.48	1	3	1.19
5777.62	5	7	8.00·10 ⁻¹
5784.04	3	5	2.10·10 ⁻¹
5800.23	5	5	2.39·10 ⁻¹
5826.27	5	3	4.50·10 ⁻¹
5971.70	5	5	1.62·10 ⁻¹
5997.09	3	3	2.80·10 ⁻¹
6019.47	3	1	8.10·10 ⁻¹
6063.11	5	3	5.60·10 ⁻¹
6083.39	3	1	1.10·10 ⁻¹
6129.23	3	1	6.00·10 ⁻²
6341.68	5	7	1.16·10 ⁻¹
6450.85	3	5	1.10·10 ⁻¹
6498.76	7	7	5.40·10 ⁻¹

λ Å	Weights		A 10^8 s^{-1}
	g_i	g_k	
6527.31	5	5	3.30·10 ⁻¹
6527.40	15	15	6.15·10 ⁻¹
6595.33	3	3	3.80·10 ⁻¹
6675.27	5	3	1.89·10 ⁻¹
6693.84	7	5	1.46·10 ⁻¹
6986.80	5	3	5.20·10 ⁻³
7059.94	7	9	5.00·10 ⁻¹
7120.33	3	5	1.10·10 ⁻¹
7195.23	1	3	5.60·10 ⁻²
7213.60	5	5	6.50·10 ⁻⁴
7280.30	5	7	3.20·10 ⁻¹
7392.41	3	3	1.81·10 ⁻¹
7417.54	7	5	7.70·10 ⁻³
7488.08	7	7	7.30·10 ⁻²
7528.18	5	5	2.70·10 ⁻²
7610.48	5	5	1.10·10 ⁻²
7644.90	9	3	5.03·10 ⁻¹
7672.09	3	5	1.52·10 ⁻¹
7780.48	5	5	7.60·10 ⁻²
7877.80	3	5	1.60·10 ⁻²
7905.75	5	3	2.65·10 ⁻¹
8147.70	5	5	6.30·10 ⁻²
8560.00	5	5	2.00·10 ⁻¹
8654.08	5	7	3.10·10 ⁻³
9370.12	5	5	7.60·10 ⁻²
9645.60	7	5	1.10·10 ⁻¹
9704.31	3	1	1.60·10 ⁻¹
9821.48	3	1	5.50·10 ⁻²
10370.30	3	5	1.30·10 ⁻²
10540.10	5	3	1.80·10 ⁻²
10649.10	5	5	2.70·10 ⁻²
11303.00	5	3	1.10·10 ⁻³
11373.70	3	1	1.30·10 ⁻¹
12342.30	3	3	9.00·10 ⁻⁴
14723.10	3	5	8.60·10 ⁻³
14999.90	5	3	2.50·10 ⁻³
17186.90	3	1	2.70·10 ⁻²
18202.80	5	3	1.20·10 ⁻²
21567.70	5	3	2.60·10 ⁻³
30685.30	5	3	6.50·10 ⁻³
<i>Ba II</i>			
2528.41	2	4	6.91·10 ⁻¹
2634.78	4	6	7.33·10 ⁻¹
3891.78	2	4	2.17
4130.65	4	6	2.18
4166.00	4	4	3.54·10 ⁻¹
4267.92	6	8	3.10·10 ⁻¹
4309.26	8	10	3.10·10 ⁻¹
4325.75	4	6	5.65·10 ⁻²
4524.93	2	2	6.63·10 ⁻¹
4554.03	2	4	1.11
4708.90	2	4	8.47·10 ⁻²
4843.48	4	6	9.34·10 ⁻²
4899.93	4	2	1.04
4934.08	2	2	9.53·10 ⁻¹
4957.09	6	8	5.13·10 ⁻¹
5012.95	8	10	5.15·10 ⁻¹
5361.35	4	6	4.01·10 ⁻²
5391.59	6	8	4.22·10 ⁻²

λ Å	Weights		A 10^8 s^{-1}
	g_i	g_k	
5784.15	2	4	1.59·10 ⁻¹
5853.67	4	4	6.00·10 ⁻²
5981.26	4	6	1.73·10 ⁻¹
6135.60	2	2	6.64·10 ⁻²
6141.71	6	4	4.12·10 ⁻¹
6378.92	4	2	1.18·10 ⁻¹
6496.90	4	2	3.10·10 ⁻¹
6769.48	6	8	9.35·10 ⁻¹
6874.08	8	10	9.26·10 ⁻¹
7115.03	8	10	8.80·10 ⁻³
8496.80	2	4	3.31·10 ⁻²
8661.90	6	4	1.27·10 ⁻²
8703.69	4	6	3.69·10 ⁻²
8710.77	6	8	7.88·10 ⁻¹
8737.75	4	6	7.29·10 ⁻¹
8760.61	8	6	1.17·10 ⁻²
8897.46	6	6	4.93·10 ⁻²
9603.12	2	4	4.16·10 ⁻¹
10115.00	4	6	4.27·10 ⁻¹
10212.80	4	4	6.92·10 ⁻²
10768.00	2	4	5.56·10 ⁻²
11088.50	4	6	6.11·10 ⁻²
11127.50	4	4	1.01·10 ⁻²
11519.50	2	2	2.47·10 ⁻²
11577.10	2	2	1.75·10 ⁻¹
11931.90	4	2	4.44·10 ⁻²
12475.00	4	2	2.80·10 ⁻¹
13057.80	2	4	2.14·10 ⁻¹
14211.50	2	2	1.66·10 ⁻¹
17738.90	6	8	2.16·10 ⁻¹
18530.70	8	10	1.96·10 ⁻¹
18729.70	2	4	1.23·10 ⁻¹
19642.60	4	6	1.28·10 ⁻¹
19845.10	4	4	2.07·10 ⁻²
22994.70	2	2	6.18·10 ⁻²
24612.50	4	4	4.75·10 ⁻³
24699.00	4	2	9.98·10 ⁻²
25923.20	6	4	3.66·10 ⁻²
27687.20	2	4	6.10·10 ⁻²
29058.90	4	2	2.89·10 ⁻²
30196.00	2	2	4.70·10 ⁻²
42934.70	6	8	4.82·10 ⁻³
43294.30	4	6	4.39·10 ⁻³
47520.80	6	6	2.37·10 ⁻⁴

Beryllium**Be I**

1661.48	1	3	7.23·10 ⁻²
1929.62	3	5	5.12·10 ⁻²
1929.71	5	7	6.82·10 ⁻²
1943.59	1	3	5.43·10 ⁻²
1943.62	3	5	7.32·10 ⁻²
1943.71	5	7	9.77·10 ⁻²
1964.54	1	3	8.15·10 ⁻²
1964.56	3	3	6.12·10 ⁻²
1964.56	3	5	1.10·10 ⁻¹
1964.65	5	7	1.47·10 ⁻¹
1964.65	5	5	3.67·10 ⁻²
1997.95	1	3	1.31·10 ⁻¹

λ Å	Weights		A 10^8 s^{-1}
	g_i	g_k	
1997.98	3	5	1.76·10 ⁻¹
1997.98	3	3	9.80·10 ⁻²
1998.07	5	5	5.88·10 ⁻²
1998.07	5	7	2.35·10 ⁻¹
2032.72	5	3	5.3·10 ⁻²
2055.88	1	3	2.28·10 ⁻¹
2055.90	3	3	1.71·10 ⁻¹
2055.90	3	5	3.08·10 ⁻¹
2056.00	5	5	1.03·10 ⁻¹
2056.00	5	7	4.11·10 ⁻¹
2125.57	3	3	6.1·10 ⁻²
2125.68	5	3	1.01·10 ⁻¹
2174.96	1	3	4.51·10 ⁻¹
2174.99	3	3	3.39·10 ⁻¹
2174.99	3	5	6.09·10 ⁻¹
2175.10	5	5	2.03·10 ⁻¹
2175.10	5	7	8.13·10 ⁻¹
2348.61	1	3	5.54
2350.66	1	3	4.68·10 ⁻²
2350.70	3	3	1.41·10 ⁻¹
2350.83	5	3	2.35·10 ⁻¹
2494.54	1	3	1.07
2494.58	3	5	1.44
2494.58	3	3	8.02·10 ⁻¹
2494.73	5	3	5.35·10 ⁻²
2494.73	5	7	1.93
2494.73	5	5	4.81·10 ⁻¹
2650.45	3	5	1.06
2650.55	1	3	1.41
2650.60	3	3	1.06
2650.62	5	5	3.17
2650.70	3	1	4.23
2650.76	5	3	1.76
3193.83	3	5	5.08·10 ⁻²
3229.62	3	5	7.17·10 ⁻²
3282.91	3	5	1.06·10 ⁻¹
3321.01	1	3	1.70·10 ⁻¹
3321.08	3	3	5.10·10 ⁻¹
3321.34	5	3	8.50·10 ⁻¹
3367.63	3	5	1.64·10 ⁻¹
3476.56	3	1	3.11·10 ⁻²
3515.54	3	5	2.73·10 ⁻¹
3736.30	3	1	5.09·10 ⁻²
3813.45	3	5	4.87·10 ⁻¹
4407.94	3	1	1.01·10 ⁻¹
4572.66	3	5	7.61·10 ⁻¹
5252.81	1	3	3.12·10 ⁻³
5365.49	1	3	3.65·10 ⁻³
5546.45	1	3	5.4·10 ⁻³
5857.01	1	3	7.0·10 ⁻³
6085.75	5	3	1.4·10 ⁻³
6229.11	5	7	2.26·10 ⁻²
6319.62	5	3	2.2·10 ⁻³
6473.54	1	3	7.7·10 ⁻³
6564.52	5	7	3.49·10 ⁻²
6711.74	1	3	3.62·10 ⁻³
6711.74	3	5	4.89·10 ⁻³
6711.74	3	3	2.71·10 ⁻³
6711.91	5	7	6.52·10 ⁻³
6711.91	5	5	1.63·10 ⁻³

λ Å	Weights		A 10^8 s^{-1}
	g_i	g_k	
6725.96	5	3	3.1·10 ⁻³
6786.56	3	5	1.7·10 ⁻³
6786.56	3	3	1.7·10 ⁻³
6884.26	3	3	3.81·10 ⁻³
6884.26	3	5	6.86·10 ⁻³
6884.26	1	3	5.08·10 ⁻³
6884.44	5	7	9.16·10 ⁻³
6884.44	5	5	2.29·10 ⁻³
7049.72	1	3	9.66·10 ⁻⁴
7049.72	3	3	2.90·10 ⁻³
7049.91	5	3	4.83·10 ⁻³
7154.46	3	3	5.55·10 ⁻³
7154.46	1	3	7.39·10 ⁻³
7154.46	3	5	9.99·10 ⁻³
7154.65	5	7	1.33·10 ⁻²
7154.65	5	5	3.33·10 ⁻³
7209.13	5	7	5.71·10 ⁻²
7308.29	3	5	3.33·10 ⁻³
7434.42	1	3	1.53·10 ⁻³
7434.42	3	3	4.59·10 ⁻³
7434.63	5	3	7.64·10 ⁻³
7448.87	3	1	5.63·10 ⁻³
7498.42	3	5	4.46·10 ⁻³
7551.90	5	3	4.3·10 ⁻³
7618.66	3	5	1.51·10 ⁻²
7618.66	1	3	1.12·10 ⁻²
7618.66	3	3	8.41·10 ⁻³
7618.88	5	7	2.02·10 ⁻²
7618.88	5	5	5.05·10 ⁻³
7714.38	3	1	8.21·10 ⁻³
7792.05	3	5	6.02·10 ⁻³
8090.07	1	3	3.29·10 ⁻³
8153.74	3	1	1.27·10 ⁻²
8158.98	1	3	2.65·10 ⁻³
8158.98	3	3	7.94·10 ⁻³
8159.23	5	3	1.32·10 ⁻²
8254.07	3	1	3.38·10 ⁻¹
8286.90	3	5	8.00·10 ⁻³
8547.36	3	3	1.31·10 ⁻²
8547.36	1	3	1.74·10 ⁻²
8547.36	3	5	2.36·10 ⁻²
8547.63	5	7	3.14·10 ⁻²
8547.63	5	5	7.86·10 ⁻³
8547.63	5	3	8.73·10 ⁻⁴
8801.37	5	7	9.58·10 ⁻²
8882.16	7	5	1.34·10 ⁻³
8882.16	5	3	1.06·10 ⁻³
8882.16	3	1	1.59·10 ⁻³
8979.19	3	1	2.13·10 ⁻²
9190.45	5	7	1.43·10 ⁻²
9190.45	3	5	1.35·10 ⁻²
9190.45	7	7	1.79·10 ⁻³
9190.45	5	5	2.50·10 ⁻³
9243.88	3	5	9.47·10 ⁻³
9392.74	5	3	1.86·10 ⁻³
9392.74	3	3	6.19·10 ⁻⁴
9392.74	5	5	3.71·10 ⁻⁴
9392.74	7	5	2.08·10 ⁻³
9392.74	3	1	2.47·10 ⁻³
9847.31	5	3	5.2·10 ⁻³

λ Å	Weights		A 10^8 s^{-1}
	g_i	g_k	
9895.58	3	3	1.59·10 ⁻²
9895.58	1	3	5.30·10 ⁻³
9895.95	5	3	2.65·10 ⁻²
9939.78	5	7	2.51·10 ⁻²
9939.78	5	5	4.40·10 ⁻³
9939.78	7	7	3.14·10 ⁻³
9939.78	3	5	2.38·10 ⁻²

Be II

973.276	4	6	9.69·10 ⁻¹
1026.89	2	4	1.46
1026.96	4	6	1.76
1036.30	2	4	1.720
1142.96	2	4	3.14
1143.04	4	6	3.76
1512.27	2	4	9.217
1512.41	4	6	1.106·10 ¹
1512.42	4	4	1.843
1776.10	2	2	1.361
1776.31	4	2	2.722
2296.81	2	4	1.09·10 ⁻¹
2296.91	4	6	1.30·10 ⁻¹
2302.96	4	6	7.28·10 ⁻²
2302.98	6	8	7.80·10 ⁻²
2381.95	4	6	1.13·10 ⁻¹
2381.98	6	8	1.22·10 ⁻¹
2413.34	2	4	1.64·10 ⁻¹
2413.45	4	6	1.97·10 ⁻¹
2453.84	2	4	1.06·10 ⁻¹
2507.41	4	6	1.82·10 ⁻¹
2507.45	6	8	1.94·10 ⁻¹
2617.99	2	4	2.65·10 ⁻¹
2618.13	4	6	3.18·10 ⁻¹
2697.59	4	2	1.48·10 ⁻¹
2728.85	4	6	3.23·10 ⁻¹
2728.89	6	8	3.46·10 ⁻¹
3046.52	2	4	4.66·10 ⁻¹
3046.69	4	6	5.60·10 ⁻¹
3046.70	4	4	9.33·10 ⁻²
3130.42	2	4	1.1292
3131.07	2	2	1.1285
3197.10	4	6	6.82·10 ⁻¹
3197.15	6	8	7.31·10 ⁻¹
3197.16	6	6	4.87·10 ⁻²
3233.54	6	4	3.37·10 ⁻²
3241.63	2	2	1.39·10 ⁻¹
3241.83	4	2	2.78·10 ⁻¹
3274.59	2	4	1.41·10 ⁻¹
3274.67	2	2	1.41·10 ⁻¹
4360.66	2	4	9.12·10 ⁻¹
4360.99	4	6	1.09
4361.03	4	4	1.82·10 ⁻¹
4673.33	4	6	2.06
4673.42	6	8	2.21
4673.45	6	6	1.47·10 ⁻¹
4702.34	2	4	4.73·10 ⁻²
4702.52	4	6	5.68·10 ⁻²
4828.12	6	4	7.89·10 ⁻²
4828.18	4	2	8.77·10 ⁻²
5218.12	2	4	7.08·10 ⁻²

λ Å	Weights		A 10^8 s^{-1}
	g_i	g_k	
5218.34	4	6	8.49·10 ⁻²
5218.34	4	4	1.41·10 ⁻²
5270.27	2	2	3.234·10 ⁻¹
5270.81	4	2	6.466·10 ⁻¹
5416.12	2	2	2.84·10 ⁻²
5416.36	4	2	5.68·10 ⁻²
6279.42	2	4	1.12·10 ⁻¹
6279.74	4	4	2.23·10 ⁻²
6279.74	4	6	1.34·10 ⁻¹
6756.75	2	2	4.90·10 ⁻²
6757.12	4	2	9.80·10 ⁻²
7401.20	2	4	2.54·10 ⁻²
7401.43	2	2	2.54·10 ⁻²
9048.14	2	4	2.47·10 ⁻²
9048.49	4	6	2.96·10 ⁻²
9048.49	4	4	4.94·10 ⁻³
9476.41	2	4	1.81·10 ⁻¹
9477.03	4	6	2.17·10 ⁻¹
9477.14	4	4	3.62·10 ⁻²

Bismuth**Bi I**

1954.5	4	6	1.2
2021.2	4	4	6.0·10 ⁻²
2061.7	4	6	9.9·10 ⁻¹
2110.3	4	2	9.1·10 ⁻¹
2177.3	4	2	2.6·10 ⁻²
2228.3	4	4	8.9·10 ⁻¹
2230.6	4	6	2.6
2276.6	4	4	2.5·10 ⁻¹
2515.7	4	6	4.3·10 ⁻²
2627.9	4	4	4.7·10 ⁻¹
2696.8	4	6	6.4·10 ⁻²
2780.5	4	2	3.09·10 ⁻¹
2798.7	6	6	3.6·10 ⁻²
2898.0	4	2	1.53
2938.3	6	4	1.23
2989.0	4	4	5.5·10 ⁻¹
2993.3	4	6	1.6·10 ⁻¹
3024.6	6	6	8.8·10 ⁻¹
3067.7	4	2	2.07
3076.7	4	4	3.5·10 ⁻²
3397.2	6	4	1.81·10 ⁻¹
3402.9	6	6	1.6·10 ⁻²
3510.9	6	4	6.8·10 ⁻²
3596.1	2	4	1.98·10 ⁻¹
3888.2	2	2	6.9·10 ⁻²
4121.5	2	2	1.64·10 ⁻¹
4308.5	2	4	1.6·10 ⁻²
4493.0	2	4	1.5·10 ⁻²
4722.5	4	2	1.17·10 ⁻¹
6134.8	4	4	1.8·10 ⁻²

Boron**BI**

1151.42	4	4	2.44
1378.65	2	4	3.42
1378.87	2	2	1.37·10 ¹
1378.94	4	4	1.71·10 ¹

λ Å	Weights		A 10^8 s^{-1}
	g_i	g_k	
1379.17	4	2	6.84
1465.56	2	4	3.3
1465.66	4	4	6.6
1465.79	6	4	9.9
1566.66	4	6	3.36·10 ⁻¹
1587.38	2	4	6.9·10 ⁻¹
1587.45	4	2	1.4
1587.59	4	6	5.0·10 ⁻¹
1587.66	6	4	7.5·10 ⁻¹
1587.75	6	6	1.2
1600.37	2	4	4.67·10 ⁻¹
1600.76	4	6	5.60·10 ⁻¹
1666.85	2	4	8.66·10 ⁻¹
1667.27	4	6	1.04
1818.35	4	2	6.22·10 ⁻¹
1825.89	2	4	1.70
1826.40	4	6	2.04
1826.40	4	4	3.39·10 ⁻¹
2066.38	4	6	6.8·10 ⁻¹
2066.65	6	6	1.6
2066.73	2	4	9.4·10 ⁻¹
2066.93	4	4	3.0·10 ⁻¹
2067.20	6	4	1.0
2067.20	4	2	1.9
2088.89	2	4	3.61·10 ⁻¹
2089.57	4	6	4.32·10 ⁻¹
2496.77	2	2	8.37·10 ⁻¹
2497.72	4	2	1.67
5761.90	6	8	5.7·10 ⁻³
5942.62	6	8	8.4·10 ⁻³
5942.73	4	6	7.8·10 ⁻³
6244.56	6	8	1.3·10 ⁻²
6244.68	4	6	1.2·10 ⁻²
6819.52	6	8	2.2·10 ⁻²
6819.66	4	6	2.0·10 ⁻²
7208.59	4	2	1.72·10 ⁻²
8211.79	6	8	3.42·10 ⁻²
8211.79	6	6	2.28·10 ⁻³
8212.00	4	6	3.19·10 ⁻²
8667.23	2	2	1.83·10 ⁻²
8668.57	4	2	3.67·10 ⁻²
9576.21	4	6	5.01·10 ⁻³
9576.34	6	8	5.37·10 ⁻³

BII

882.676	5	7	2.44·10 ¹
984.698	5	7	2.62·10 ¹
1230.17	3	5	1.36·10 ¹
1624.02	5	5	6.48
2005.87	7	7	2.22
2123.86	5	7	1.58
2220.30	3	3	3.49
2918.08	7	9	6.57·10 ⁻¹
3323.21	3	5	8.62·10 ⁻¹
3323.60	5	7	1.15
3451.30	3	5	5.41·10 ⁻¹
4121.93	5	5	3.68·10 ⁻¹
4121.93	5	7	2.10
4121.93	7	9	2.36
4121.93	7	7	2.63·10 ⁻¹

λ Å	Weights		A 10^8 s^{-1}
	g_i	g_k	
4121.93	3	5	1.98
4472.15	3	3	$5.44 \cdot 10^{-1}$
4472.86	5	3	$9.07 \cdot 10^{-1}$
4784.20	7	5	$1.94 \cdot 10^{-1}$
4940.37	5	7	1.88
6148.91	5	7	$1.96 \cdot 10^{-1}$
6148.91	3	5	$1.85 \cdot 10^{-1}$
6148.91	7	9	$2.20 \cdot 10^{-1}$
6285.51	5	3	$3.30 \cdot 10^{-1}$
6571.12	3	5	$1.14 \cdot 10^{-1}$
6717.65	5	7	$1.71 \cdot 10^{-1}$
7030.27	3	5	$3.97 \cdot 10^{-1}$
7032.03	3	3	$3.97 \cdot 10^{-1}$
7032.33	3	1	$3.97 \cdot 10^{-1}$
7159.55	3	5	$1.19 \cdot 10^{-1}$
7160.16	1	3	$1.59 \cdot 10^{-1}$
7165.11	3	3	$1.19 \cdot 10^{-1}$
7168.46	3	1	$4.75 \cdot 10^{-1}$
7170.45	5	5	$3.56 \cdot 10^{-1}$
7176.02	5	3	$1.97 \cdot 10^{-1}$
7228.46	1	3	$1.39 \cdot 10^{-1}$
7638.62	5	7	$1.71 \cdot 10^{-1}$
7638.62	3	5	$1.28 \cdot 10^{-1}$
7638.62	1	3	$9.5 \cdot 10^{-2}$
8655.83	5	3	$6.4 \cdot 10^{-2}$
9121.00	3	1	$3.23 \cdot 10^{-1}$
9226.43	7	9	$4.37 \cdot 10^{-1}$
9226.43	5	7	$3.88 \cdot 10^{-1}$
9226.43	3	5	$3.67 \cdot 10^{-1}$
9226.43	7	7	$4.87 \cdot 10^{-2}$
9226.43	5	5	$6.8 \cdot 10^{-2}$
9446.36	3	5	$2.08 \cdot 10^{-1}$
9659.49	3	5	$6.3 \cdot 10^{-2}$

Bromine**Br I**

1488.5	4	4	1.2
1540.7	4	4	1.4
1574.8	2	4	$2.0 \cdot 10^{-1}$
1576.4	4	6	$2.1 \cdot 10^{-2}$
1633.4	2	4	$8.1 \cdot 10^{-2}$
4365.1	2	4	$7.5 \cdot 10^{-3}$
4425.1	4	2	$4.2 \cdot 10^{-3}$
4441.7	6	4	$7.5 \cdot 10^{-3}$
4472.6	4	4	$9.3 \cdot 10^{-3}$
4477.7	6	8	$1.3 \cdot 10^{-2}$
4513.4	6	4	$2.8 \cdot 10^{-3}$
4525.6	6	6	$7.2 \cdot 10^{-3}$
4575.7	4	4	$1.6 \cdot 10^{-2}$
4614.6	4	6	$5.4 \cdot 10^{-3}$
4979.8	4	4	$2.6 \cdot 10^{-3}$
5245.1	2	4	$3.1 \cdot 10^{-3}$
5345.4	2	4	$7.6 \cdot 10^{-3}$
7348.5	4	6	$1.2 \cdot 10^{-1}$
7513.0	6	4	$1.2 \cdot 10^{-1}$
7803.0	2	4	$5.3 \cdot 10^{-2}$
7938.7	6	6	$1.9 \cdot 10^{-1}$
8131.5	2	4	$3.8 \cdot 10^{-2}$
8343.7	2	2	$2.2 \cdot 10^{-1}$

λ Å	Weights		A 10^8 s^{-1}
	g_i	g_k	
8446.6	4	4	$1.2 \cdot 10^{-1}$
8638.7	6	4	$9.7 \cdot 10^{-2}$
Br II			
4704.9	5	7	1.1
4785.5	5	5	$9.4 \cdot 10^{-1}$
4816.7	5	3	1.1
Cadmium			
Cd I			
2288.0	1	3	5.3
2836.9	1	3	$2.8 \cdot 10^{-1}$
2880.8	3	5	$4.2 \cdot 10^{-1}$
2881.2	3	3	$2.4 \cdot 10^{-1}$
2980.6	5	7	$5.9 \cdot 10^{-1}$
2981.4	5	5	$1.5 \cdot 10^{-1}$
3261.1	1	3	$4.06 \cdot 10^{-3}$
3403.7	1	3	$7.7 \cdot 10^{-1}$
3466.2	3	5	1.2
3467.7	3	3	$6.7 \cdot 10^{-1}$
3610.5	5	7	1.3
3612.9	5	5	$3.5 \cdot 10^{-1}$
4140.5	3	5	$4.7 \cdot 10^{-2}$
4662.4	3	5	$5.5 \cdot 10^{-2}$
4678.1	1	3	$1.3 \cdot 10^{-1}$
4799.9	3	3	$4.1 \cdot 10^{-1}$
5085.8	5	3	$5.6 \cdot 10^{-1}$
6438.5	3	5	$5.9 \cdot 10^{-1}$

Cd II

2144.4	2	4	2.8
2265.0	2	2	3.0
2572.9	2	2	1.7
2748.5	4	2	2.8
4415.6	4	6	$1.4 \cdot 10^{-2}$

Calcium**Ca I**

3006.9	5	5	$7.5 \cdot 10^{-1}$
3361.9	5	7	$2.23 \cdot 10^{-1}$
3630.8	3	5	$2.97 \cdot 10^{-1}$
3644.4	5	7	$3.55 \cdot 10^{-1}$
4098.5	7	9	$1.3 \cdot 10^{-1}$
4108.5	5	7	$9.0 \cdot 10^{-1}$
4226.7	1	3	2.18
4283.0	3	5	$4.34 \cdot 10^{-1}$
4289.4	1	3	$6.0 \cdot 10^{-1}$
4299.0	3	3	$4.66 \cdot 10^{-1}$
4302.5	5	5	1.36
4307.7	3	1	1.99
4318.7	5	3	$7.4 \cdot 10^{-1}$
4355.1	5	7	$1.9 \cdot 10^{-1}$
4425.4	1	3	$4.98 \cdot 10^{-1}$
4435.0	3	5	$6.7 \cdot 10^{-1}$
4435.7	3	3	$3.42 \cdot 10^{-1}$
4454.8	5	7	$8.7 \cdot 10^{-1}$
4455.9	5	5	$2.0 \cdot 10^{-1}$
4526.9	5	3	$4.1 \cdot 10^{-1}$
4578.6	3	5	$1.76 \cdot 10^{-1}$

λ Å	Weights		A 10^8 s^{-1}
	g_i	g_k	
4581.4	5	7	$2.09 \cdot 10^{-1}$
4585.9	7	9	$2.29 \cdot 10^{-1}$
4878.1	5	7	$1.88 \cdot 10^{-1}$
5041.6	5	3	$3.3 \cdot 10^{-1}$
5188.9	3	5	$4.0 \cdot 10^{-1}$
5261.7	3	3	$1.5 \cdot 10^{-1}$
5262.2	3	1	$6.0 \cdot 10^{-1}$
5264.2	5	5	$9.1 \cdot 10^{-2}$
5265.6	5	3	$4.4 \cdot 10^{-1}$
5270.3	7	5	$5.0 \cdot 10^{-1}$
5582.0	5	7	$6.0 \cdot 10^{-2}$
5588.8	7	7	$4.9 \cdot 10^{-1}$
5590.1	3	5	$8.3 \cdot 10^{-2}$
5594.5	5	5	$3.8 \cdot 10^{-1}$
5598.5	3	3	$4.3 \cdot 10^{-1}$
5601.3	7	5	$8.6 \cdot 10^{-2}$
5602.9	5	3	$1.4 \cdot 10^{-1}$
5857.5	3	5	$6.6 \cdot 10^{-1}$
6102.7	1	3	$9.6 \cdot 10^{-2}$
6122.2	3	3	$2.87 \cdot 10^{-1}$
6162.2	5	3	$3.54 \cdot 10^{-1}$
6169.1	5	3	$1.7 \cdot 10^{-1}$
6169.6	7	5	$1.9 \cdot 10^{-1}$
6439.1	7	9	$5.3 \cdot 10^{-1}$
6449.8	3	5	$9.0 \cdot 10^{-2}$
6462.6	5	7	$4.7 \cdot 10^{-1}$
6471.7	7	7	$5.9 \cdot 10^{-2}$
6493.8	3	5	$4.4 \cdot 10^{-1}$
6499.7	5	5	$8.1 \cdot 10^{-2}$

Ca II

1341.9	2	4	$1.5 \cdot 10^{-2}$
1342.5	2	2	$1.5 \cdot 10^{-2}$
1649.9	2	4	$3.2 \cdot 10^{-3}$
1652.0	2	2	$3.1 \cdot 10^{-3}$
1673.9	2	4	$2.24 \cdot 10^{-1}$
1680.1	4	6	$2.65 \cdot 10^{-1}$
1680.1	4	4	$4.41 \cdot 10^{-2}$
1807.3	2	4	$3.54 \cdot 10^{-1}$
1814.5	4	6	$4.2 \cdot 10^{-1}$
1814.7	4	4	$7.0 \cdot 10^{-2}$
1843.1	2	2	$1.6 \cdot 10^{-1}$
1850.7	4	2	$3.08 \cdot 10^{-1}$
2103.2	2	4	$8.2 \cdot 10^{-1}$
2112.8	4	6	$9.7 \cdot 10^{-1}$
2113.2	4	4	$1.6 \cdot 10^{-1}$
2197.8	2	2	$3.1 \cdot 10^{-1}$
2208.6	4	2	$6.2 \cdot 10^{-1}$
3158.9	2	4	3.1
3179.3	4	6	3.6
3181.3	4	4	$5.8 \cdot 10^{-1}$
3706.0	2	2	$8.8 \cdot 10^{-1}$
3736.9	4	2	1.7
3933.7	2	4	1.47
3968.5	2	2	1.4

Ca III

357.97	1	3	$8.8 \cdot 10^2$
439.69	1	3	$1.9 \cdot 10^{-1}$
490.55	1	3	$1.6 \cdot 10^{-2}$

Atomic

λ Å	Weights		A 10^8 s^{-1}
	g_i	g_k	
<i>Ca V</i>			
558.60	5	3	2.2·10 ¹
637.93	5	3	3.9
643.12	3	1	9.1
646.57	5	5	6.9
647.88	3	3	2.3
651.55	1	3	2.9
656.76	3	5	2.1
<i>Ca VII</i>			
550.20	5	5	1.8·10 ¹
624.39	1	3	3.3
630.54	3	5	4.5
630.79	3	3	2.2
639.15	5	7	5.7
640.41	5	5	1.3
<i>Ca VIII</i>			
182.71	2	2	1.6·10 ²
184.16	4	2	3.2·10 ²
<i>Ca IX</i>			
163.23	5	3	3.76·10 ²
371.89	1	3	8.8·10 ¹
373.81	3	5	1.16·10 ²
378.08	5	7	1.5·10 ²
395.03	3	5	2.2·10 ²
466.24	1	3	1.12·10 ²
498.01	3	5	2.49·10 ¹
506.18	5	5	7.2·10 ¹
515.57	5	3	3.75·10 ¹
<i>Ca X</i>			
110.96	2	4	2.9·10 ²
111.20	2	2	2.92·10 ²
151.84	2	2	2.3·10 ²
153.02	4	2	4.5·10 ²
206.57	4	4	2.9·10 ¹
206.75	6	4	2.6·10 ²
207.39	4	2	2.8·10 ²
411.70	2	4	8.3·10 ¹
419.75	4	6	9.5·10 ¹
420.47	4	4	1.6·10 ¹
557.76	2	4	3.50·10 ¹
574.01	2	2	3.2·10 ¹
<i>Ca XI</i>			
30.448	1	3	6.2·10 ³
30.867	1	3	4.9·10 ⁴
35.212	1	3	2.0·10 ³
<i>Ca XII</i>			
140.05	4	2	3.7·10 ²
147.27	2	2	1.6·10 ²
<i>Ca XV</i>			
141.69	5	3	4.08·10 ²
*142.23	9	3	6.3·10 ²
161.00	5	5	1.9·10 ²

λ Å	Weights		A 10^8 s^{-1}
	g_i	g_k	
<i>Ca XVII</i>			
19.558	1	3	3.8·10 ⁴
21.198	3	5	4.9·10 ⁴
192.82	1	3	1.21·10 ²
218.82	3	5	2.76·10 ¹
223.02	1	3	3.44·10 ¹
228.72	3	3	2.37·10 ¹
232.83	5	5	6.5·10 ¹
244.06	5	3	3.28·10 ¹
<i>Ca XVIII</i>			
*18.71	2	6	2.31·10 ⁴
*19.74	6	10	7.0·10 ⁴
302.19	2	4	2.0·10 ¹
344.76	2	2	1.3·10 ¹
<i>Carbon</i>			
<i>CI</i>			
1121.52	1	3	1.74·10 ⁻²
1121.64	3	1	1.10·10 ⁻¹
1121.66	3	3	3.50·10 ⁻²
1121.92	3	3	3.60·10 ⁻²
1122.00	5	3	3.96·10 ⁻²
1122.00	3	5	8.49·10 ⁻²
1122.10	5	5	6.71·10 ⁻²
1122.18	5	7	3.38·10 ⁻²
1122.33	5	7	1.06·10 ⁻¹
1122.45	1	3	9.04·10 ⁻²
1122.52	1	3	2.03·10 ⁻²
1122.65	3	3	2.73·10 ⁻²
1122.79	3	5	7.25·10 ⁻²
1123.11	5	7	3.58·10 ⁻²
1128.07	1	3	2.37·10 ⁻²
1128.17	1	3	1.83·10 ⁻²
1128.25	3	1	1.55·10 ⁻¹
1128.28	3	3	4.96·10 ⁻²
1128.63	5	3	5.80·10 ⁻²
1128.69	3	3	4.79·10 ⁻²
1128.75	5	5	1.02·10 ⁻¹
1128.82	3	5	1.61·10 ⁻¹
1128.90	5	7	3.98·10 ⁻²
1129.03	5	3	1.82·10 ⁻²
1129.13	5	7	1.70·10 ⁻¹
1129.20	1	3	1.35·10 ⁻¹
1129.32	1	3	3.46·10 ⁻²
1129.40	3	3	4.86·10 ⁻²
1129.42	5	5	1.19·10 ⁻¹
1129.59	3	1	6.41·10 ⁻²
1129.62	3	5	7.29·10 ⁻²
1129.87	5	3	2.22·10 ⁻²
1129.92	5	7	4.84·10 ⁻²
1138.38	1	3	4.13·10 ⁻²
1138.56	3	1	2.31·10 ⁻¹
1138.56	1	3	1.70·10 ⁻²
1138.60	3	3	7.31·10 ⁻²
1138.95	5	3	8.98·10 ⁻²
1139.09	5	5	1.60·10 ⁻¹
1139.30	3	3	6.24·10 ⁻²

λ Å	Weights		A 10^8 s^{-1}
	g_i	g_k	
1139.43	5	7	4.31·10 ⁻²
1139.51	3	5	2.72·10 ⁻¹
1139.65	5	3	2.26·10 ⁻²
1139.77	3	5	4.63·10 ⁻²
1139.79	1	3	2.11·10 ⁻¹
1139.81	5	7	2.96·10 ⁻¹
1139.86	5	5	1.30·10 ⁻²
1140.01	3	3	9.45·10 ⁻²
1140.01	1	3	6.10·10 ⁻²
1140.12	5	5	1.84·10 ⁻¹
1140.32	3	1	1.15·10 ⁻¹
1140.36	3	5	6.39·10 ⁻²
1140.57	5	3	4.17·10 ⁻²
1140.64	5	7	6.29·10 ⁻²
1155.81	1	3	8.21·10 ⁻²
1155.98	3	1	3.74·10 ⁻¹
1156.03	3	3	1.14·10 ⁻¹
1156.20	3	5	2.39·10 ⁻²
1156.39	5	3	1.51·10 ⁻¹
1156.56	5	5	2.69·10 ⁻¹
1157.33	5	7	3.99·10 ⁻²
1157.41	3	3	7.50·10 ⁻²
1157.77	5	3	2.50·10 ⁻²
1157.77	3	5	2.62·10 ⁻¹
1157.91	1	3	3.52·10 ⁻¹
1158.02	5	7	5.57·10 ⁻¹
1158.03	3	5	3.10·10 ⁻¹
1158.13	3	3	1.98·10 ⁻¹
1158.13	5	5	2.58·10 ⁻¹
1158.32	1	3	1.09·10 ⁻¹
1158.40	5	5	8.20·10 ⁻²
1158.54	3	3	3.36·10 ⁻²
1158.67	3	1	2.19·10 ⁻¹
1158.73	3	5	5.11·10 ⁻²
1158.91	5	3	8.37·10 ⁻²
1158.97	5	7	7.22·10 ⁻²
1188.83	1	3	1.95·10 ⁻¹
1188.99	3	1	7.18·10 ⁻¹
1189.07	3	3	2.01·10 ⁻¹
1189.25	3	5	1.09·10 ⁻¹
1189.45	5	3	2.96·10 ⁻¹
1189.63	5	5	5.28·10 ⁻¹
1191.84	5	7	2.91·10 ⁻²
1192.22	1	3	2.15·10 ⁻²
1192.83	5	3	2.19·10 ⁻²
1193.01	3	5	7.91·10 ⁻¹
1193.03	1	3	6.39·10 ⁻¹
1193.24	5	7	1.11
1193.26	3	3	4.29·10 ⁻¹
1193.39	5	5	3.46·10 ⁻¹
1193.65	5	3	2.25·10 ⁻²
1193.68	3	5	2.54·10 ⁻¹
1194.00	1	3	1.94·10 ⁻¹
1194.06	5	5	2.98·10 ⁻¹
1194.23	3	3	8.34·10 ⁻²
1194.30	3	5	4.10·10 ⁻²
1194.41	3	1	4.40·10 ⁻¹
1194.49	5	7	6.77·10 ⁻²
1194.61	5	3	1.77·10 ⁻¹
1260.74	1	3	5.70·10 ⁻¹

λ Å	Weights		A 10^8 s^{-1}
	g_i	g_k	
1260.93	3	1	1.81
1261.00	3	3	$4.68 \cdot 10^{-1}$
1261.12	3	5	$4.00 \cdot 10^{-1}$
1261.43	5	3	$7.51 \cdot 10^{-1}$
1261.55	5	5	1.34
1274.11	5	7	$1.20 \cdot 10^{-2}$
1276.48	1	3	$5.04 \cdot 10^{-2}$
1276.75	3	3	$9.38 \cdot 10^{-2}$
1277.19	5	3	$1.81 \cdot 10^{-2}$
1277.25	1	3	1.26
1277.28	3	5	1.70
1277.51	3	3	$9.24 \cdot 10^{-1}$
1277.55	5	7	2.28
1277.72	5	5	$6.30 \cdot 10^{-1}$
1277.95	5	3	$5.94 \cdot 10^{-2}$
1279.89	3	5	$3.43 \cdot 10^{-1}$
1280.14	1	3	$3.55 \cdot 10^{-1}$
1280.33	5	5	$6.38 \cdot 10^{-1}$
1280.40	3	3	$1.87 \cdot 10^{-1}$
1280.60	3	1	$8.82 \cdot 10^{-1}$
1280.85	5	3	$3.62 \cdot 10^{-1}$
1328.83	1	3	$7.31 \cdot 10^{-1}$
1329.09	3	1	2.22
1329.10	3	5	$5.39 \cdot 10^{-1}$
1329.12	3	3	$5.55 \cdot 10^{-1}$
1329.58	5	5	1.64
1329.60	5	3	$9.19 \cdot 10^{-1}$
1459.03	5	3	$5.45 \cdot 10^{-1}$
1463.34	5	7	1.79
1467.40	5	3	$5.49 \cdot 10^{-1}$
1470.09	5	7	$1.41 \cdot 10^{-2}$
1472.23	5	3	$7.79 \cdot 10^{-3}$
1481.76	5	5	$3.45 \cdot 10^{-1}$
1560.31	1	3	$6.54 \cdot 10^{-1}$
1560.68	3	5	$8.82 \cdot 10^{-1}$
1560.71	3	3	$4.89 \cdot 10^{-1}$
1561.34	5	5	$2.93 \cdot 10^{-1}$
1561.37	5	3	$3.25 \cdot 10^{-2}$
1561.44	5	7	1.17
1656.27	3	5	$8.72 \cdot 10^{-1}$
1656.93	1	3	1.16
1657.01	5	5	2.61
1657.38	3	3	$8.66 \cdot 10^{-1}$
1657.91	3	1	3.47
1658.12	5	3	1.44
1751.83	1	3	$8.38 \cdot 10^{-1}$
1763.91	1	3	$2.44 \cdot 10^{-2}$
1930.90	5	3	3.39
2478.56	1	3	$2.80 \cdot 10^{-1}$
<i>C II</i>			
687.053	2	4	$2.35 \cdot 10^1$
687.345	4	6	$2.82 \cdot 10^1$
687.352	4	4	4.70
806.384	4	6	2.53
806.533	2	4	3.51
806.568	6	6	5.89
806.677	4	4	1.12
806.687	2	2	1.40
806.830	4	2	7.01

λ Å	Weights		A 10^8 s^{-1}
	g_i	g_k	
806.861	6	4	3.79
858.092	2	2	1.49
858.559	4	2	2.93
903.623	2	4	6.78
903.962	2	2	$2.70 \cdot 10^1$
904.142	4	4	$3.39 \cdot 10^1$
904.480	4	2	$1.36 \cdot 10^1$
1009.86	2	4	5.65
1010.08	4	4	$1.13 \cdot 10^1$
1010.37	6	4	$1.69 \cdot 10^1$
1036.34	2	2	7.38
1037.02	4	2	$1.46 \cdot 10^1$
1065.89	6	4	$1.30 \cdot 10^1$
1065.92	4	4	1.44
1066.13	4	2	$1.45 \cdot 10^1$
1126.99	2	4	$1.01 \cdot 10^{-6}$
1127.13	2	2	$5.55 \cdot 10^{-7}$
1127.27	4	4	$1.91 \cdot 10^{-7}$
1127.41	4	2	$9.06 \cdot 10^{-8}$
1127.63	6	4	$1.78 \cdot 10^{-6}$
1323.86	6	4	$4.94 \cdot 10^{-1}$
1323.91	4	4	4.38
1323.95	6	6	4.55
1324.00	4	6	$3.27 \cdot 10^{-1}$
1334.53	2	4	2.41
1335.66	4	4	$4.76 \cdot 10^{-1}$
1335.71	4	6	2.88
1384.00	2	4	$4.07 \cdot 10^{-1}$
1384.36	2	2	$3.88 \cdot 10^{-1}$
1490.38	6	4	$2.02 \cdot 10^{-6}$
1720.46	2	4	$8.65 \cdot 10^{-1}$
1721.01	2	2	3.46
1721.68	4	4	4.33
1722.24	4	2	1.72
1760.40	6	4	$3.68 \cdot 10^{-1}$
1760.47	4	4	$4.08 \cdot 10^{-2}$
1760.82	4	2	$4.09 \cdot 10^{-1}$
1915.32	2	4	$9.36 \cdot 10^{-2}$
1916.01	2	2	$9.50 \cdot 10^{-2}$
2323.50	2	4	$1.40 \cdot 10^{-8}$
2324.69	2	2	$5.99 \cdot 10^{-7}$
2325.40	4	6	$4.43 \cdot 10^{-7}$
2326.93	4	4	$8.49 \cdot 10^{-8}$
2328.12	4	2	$6.78 \cdot 10^{-7}$
2509.13	2	4	$4.71 \cdot 10^{-1}$
2511.74	4	4	$9.27 \cdot 10^{-2}$
2512.06	4	6	$5.61 \cdot 10^{-1}$
2836.71	2	4	$3.30 \cdot 10^{-1}$
2837.60	2	2	$3.29 \cdot 10^{-1}$
3183.50	2	4	$2.40 \cdot 10^{-7}$
3187.70	4	4	$8.09 \cdot 10^{-7}$
3922.08	2	4	$1.44 \cdot 10^{-7}$
4309.31	4	4	$3.92 \cdot 10^{-3}$
4309.58	6	4	$3.52 \cdot 10^{-2}$
4312.80	4	2	$3.92 \cdot 10^{-2}$
4735.46	2	4	$9.05 \cdot 10^{-5}$
4737.97	2	2	$5.47 \cdot 10^{-4}$
4744.77	4	4	$5.98 \cdot 10^{-4}$
4747.28	4	2	$2.33 \cdot 10^{-4}$
6578.05	2	4	$3.67 \cdot 10^{-1}$

λ Å	Weights		A 10^8 s^{-1}
	g_i	g_k	
6582.88	2	2	$3.66 \cdot 10^{-1}$
7231.33	2	4	$3.49 \cdot 10^{-1}$
7236.42	4	6	$4.18 \cdot 10^{-1}$
7237.17	4	4	$6.96 \cdot 10^{-2}$
<i>C III</i>			
310.170	1	3	6.56
386.203	1	3	$3.46 \cdot 10^1$
459.466	1	3	$5.91 \cdot 10^1$
459.514	3	5	$7.97 \cdot 10^1$
459.627	5	7	$1.06 \cdot 10^2$
574.281	3	5	$6.24 \cdot 10^1$
977.020	1	3	$1.767 \cdot 10^1$
1174.93	3	5	3.293
1175.26	1	3	4.385
1175.59	3	3	3.287
1175.71	5	5	9.856
1175.99	3	1	$1.313 \cdot 10^1$
1176.37	5	3	5.468
1247.38	3	1	$2.082 \cdot 10^1$
2296.87	3	5	1.376
2849.05	3	1	$1.95 \cdot 10^{-1}$
3703.70	3	3	$5.90 \cdot 10^{-1}$
4325.56	3	5	$1.24 \cdot 10^{-1}$
4647.42	3	5	$7.26 \cdot 10^{-1}$
4650.25	3	3	$7.25 \cdot 10^{-1}$
4651.02	3	5	$2.28 \cdot 10^{-1}$
4651.47	3	1	$7.24 \cdot 10^{-1}$
4652.05	1	3	$3.04 \cdot 10^{-1}$
4659.06	3	3	$2.27 \cdot 10^{-1}$
4663.64	3	1	$9.05 \cdot 10^{-1}$
4665.86	5	5	$6.78 \cdot 10^{-1}$
4673.95	5	3	$3.75 \cdot 10^{-1}$
5244.66	1	3	$5.30 \cdot 10^{-2}$
5253.58	3	3	$1.58 \cdot 10^{-1}$
5272.52	5	3	$2.61 \cdot 10^{-1}$
5695.92	3	5	$4.27 \cdot 10^{-1}$
5858.34	3	1	$1.34 \cdot 10^{-1}$
5863.25	3	3	$3.35 \cdot 10^{-2}$
5871.68	5	3	$1.00 \cdot 10^{-1}$
5880.56	5	5	$1.99 \cdot 10^{-2}$
5894.07	7	5	$1.11 \cdot 10^{-1}$
6727.48	1	3	$1.12 \cdot 10^{-1}$
6731.04	3	5	$1.50 \cdot 10^{-1}$
6742.15	3	3	$8.32 \cdot 10^{-2}$
6744.39	5	7	$1.99 \cdot 10^{-1}$
6762.17	5	5	$4.95 \cdot 10^{-2}$
6773.39	5	3	$5.47 \cdot 10^{-3}$
6851.18	3	5	$7.60 \cdot 10^{-3}$
6853.68	5	7	$5.64 \cdot 10^{-3}$
6857.24	3	3	$3.79 \cdot 10^{-2}$
6862.69	5	5	$3.51 \cdot 10^{-2}$
6868.78	5	3	$1.26 \cdot 10^{-2}$
6872.04	7	7	$4.46 \cdot 10^{-2}$
6881.10	7	5	$7.80 \cdot 10^{-3}$
7353.88	5	3	$3.09 \cdot 10^{-2}$
7707.43	3	5	$1.30 \cdot 10^{-1}$
7771.76	3	1	$1.77 \cdot 10^{-1}$
7780.41	3	3	$1.76 \cdot 10^{-1}$
7796.00	3	5	$1.75 \cdot 10^{-1}$

λ Å	Weights		A 10^8 s^{-1}
	g_i	g_k	
8500.32	1	3	1.01·10 ⁻¹
9593.32	3	3	5.32·10 ⁻³
9651.47	5	5	1.57·10 ⁻²
9696.48	5	7	7.53·10 ⁻³
9696.54	3	5	7.12·10 ⁻³
9699.57	7	9	8.47·10 ⁻³
9701.10	1	3	4.40·10 ⁻²
9705.41	3	5	5.93·10 ⁻²
9706.44	3	3	3.29·10 ⁻²
9715.09	5	7	7.88·10 ⁻²
9717.75	5	5	1.97·10 ⁻²
9718.79	5	3	2.19·10 ⁻³

C IV

*312.43	2	6	4.63·10 ¹
*384.13	6	10	1.76·10 ²
1548.19	2	4	2.65
1550.77	2	2	2.64
5801.31	2	4	3.17·10 ⁻¹
5811.97	2	2	3.16·10 ⁻¹

C V

34.9728	1	3	2.554·10 ³
40.2678	1	3	8.873·10 ³
*227.19	3	9	1.363·10 ²
247.315	1	3	1.278·10 ²
*248.71	9	15	4.247·10 ²
*260.19	9	3	6.680·10 ¹
267.267	3	5	3.947·10 ²
*2273.9	3	9	5.646·10 ⁻¹
3526.66	1	3	1.663·10 ⁻¹
8420.72	3	5	6.898·10 ⁻²
*8433.2	3	9	6.868·10 ⁻²
8448.12	3	1	6.832·10 ⁻²
8449.19	3	3	6.829·10 ⁻²

*Cesium**Cs I*

3203.5	2	4	7.6·10 ⁻⁶
3205.3	2	4	7.9·10 ⁻⁶
3207.5	2	4	8.5·10 ⁻⁶
3210.0	2	4	9.4·10 ⁻⁶
3212.8	2	4	1.19·10 ⁻⁵
3216.2	2	4	1.49·10 ⁻⁵
3220.1	2	4	1.7·10 ⁻⁵
3220.2	2	2	1.07·10 ⁻⁷
3224.8	2	4	2.0·10 ⁻⁵
3225.0	2	2	1.43·10 ⁻⁷
3230.5	2	4	2.5·10 ⁻⁵
3230.7	2	2	1.97·10 ⁻⁷
3237.4	2	4	2.8·10 ⁻⁵
3237.6	2	2	2.63·10 ⁻⁷
3245.9	2	4	3.45·10 ⁻⁵
3246.2	2	2	3.7·10 ⁻⁷
3256.7	2	4	4.25·10 ⁻⁵
3257.1	2	2	7.0·10 ⁻⁷
3270.5	2	4	5.6·10 ⁻⁵
3271.0	2	2	9.8·10 ⁻⁷
3288.6	2	4	1.0·10 ⁻⁴

λ Å	Weights		A 10^8 s^{-1}
	g_i	g_k	
3289.3	2	2	2.7·10 ⁻⁶
3313.1	2	4	1.6·10 ⁻⁴
3314.0	2	2	5.2·10 ⁻⁶
3347.5	2	4	2.2·10 ⁻⁴
3348.8	2	2	1.1·10 ⁻⁵
3397.9	2	4	4.0·10 ⁻⁴
3400.0	2	2	2.4·10 ⁻⁵
3476.8	2	4	6.6·10 ⁻⁴
3480.0	2	2	6.6·10 ⁻⁵
3611.4	2	4	1.5·10 ⁻³
3617.3	2	2	2.5·10 ⁻⁴
3876.1	2	4	3.8·10 ⁻³
3888.6	2	2	9.7·10 ⁻⁴
4555.3	2	4	1.88·10 ⁻²
4593.2	2	2	8.0·10 ⁻³
8521.1	2	4	3.276·10 ⁻¹
8943.5	2	2	2.87·10 ⁻¹

*Chlorine**Cl I*

1188.8	4	6	2.33
1188.8	4	4	2.71·10 ⁻¹
1201.4	2	4	2.39
1335.7	4	2	1.74
1347.2	4	4	4.19
1351.7	2	2	3.23
1363.4	2	4	7.5·10 ⁻¹
4323.3	4	4	1.1·10 ⁻²
4363.3	4	6	6.8·10 ⁻³
4379.9	4	4	1.4·10 ⁻²
4389.8	6	8	1.4·10 ⁻²
4526.2	4	4	5.1·10 ⁻²
4601.0	2	2	4.2·10 ⁻²
4661.2	2	4	1.2·10 ⁻²
7256.6	6	4	1.5·10 ⁻¹
7414.1	6	4	4.7·10 ⁻²
7547.1	4	4	1.2·10 ⁻¹
7717.6	4	4	3.0·10 ⁻²
7745.0	2	4	6.3·10 ⁻²
7769.2	6	6	6.0·10 ⁻²
7821.4	6	8	9.8·10 ⁻²
7830.8	4	4	9.7·10 ⁻²
7878.2	6	6	1.8·10 ⁻²
7899.3	4	6	5.1·10 ⁻²
7924.6	2	4	2.1·10 ⁻²
7935.0	6	8	3.9·10 ⁻²
7997.9	4	4	2.1·10 ⁻²

Cl II

3329.1	5	7	1.5
3522.1	7	7	1.4
3798.8	5	7	1.6
3805.2	7	9	1.8
3809.5	3	5	1.5
3851.0	5	7	1.8
3851.4	5	5	1.6
3854.7	3	5	2.2
3861.9	5	7	2.4
3868.6	7	9	2.7

λ Å	Weights		A 10^8 s^{-1}
	g_i	g_k	
3913.9	9	9	8.2·10 ⁻¹
3990.2	5	7	8.4·10 ⁻¹
4132.5	5	5	1.6
4276.5	9	7	7.6·10 ⁻¹
4768.7	3	5	7.7·10 ⁻¹
4781.3	5	7	1.0
4794.6	5	7	1.04
4810.1	5	5	9.9·10 ⁻¹
4819.5	5	3	1.00
4904.8	5	7	8.1·10 ⁻¹
4917.7	3	5	7.5·10 ⁻¹
5078.3	7	7	7.7·10 ⁻¹
5219.1	3	9	8.6·10 ⁻¹
5392.1	5	7	1.0

Cl III

2298.5	4	4	4.2
2340.6	6	6	4.2
2370.4	8	6	2.8
2531.8	2	4	4.4
2532.5	4	6	5.3
2577.1	4	6	4.3
2580.7	6	8	4.7
2601.2	2	4	4.6
2603.6	4	6	5.0
2609.5	6	8	5.7
2617.0	8	10	6.6
2661.6	4	6	3.4
2665.5	6	8	4.8
2691.5	4	4	3.5
2710.4	4	6	3.5
3340.4	6	6	1.5
3392.9	4	4	1.9
3393.5	6	6	1.9
3530.0	6	8	1.8
3560.7	4	6	1.7
3602.1	6	8	1.7
3612.9	4	6	1.2
3720.5	4	6	1.7

*Chromium**Cr I*

1999.95	9	9	1.4
2726.50	5	7	7.5·10 ⁻¹
2769.90	7	5	1.1
2780.70	9	7	1.4
2889.22	9	9	6.6·10 ⁻¹
2893.25	7	7	5.2·10 ⁻¹
2967.64	7	9	3.9·10 ⁻¹
2971.10	5	7	7.1·10 ⁻¹
2975.48	3	5	8.9·10 ⁻¹
2988.64	5	7	5.2·10 ⁻¹
2996.57	5	3	2.0
3000.88	7	5	1.6
3005.06	9	7	9.2·10 ⁻¹
3013.72	3	5	8.3·10 ⁻¹
3015.20	1	3	1.63
3020.67	3	3	1.5
3021.58	9	11	2.91

λ Å	Weights		A 10^8 s^{-1}
	g_i	g_k	
3024.36	5	5	1.27
3030.25	7	7	1.1
3037.05	9	9	$5.4 \cdot 10^{-1}$
3040.84	7	5	$7.4 \cdot 10^{-1}$
3053.87	9	7	$7.97 \cdot 10^{-1}$
3148.44	9	11	$5.6 \cdot 10^{-1}$
3155.16	11	13	$5.7 \cdot 10^{-1}$
3163.76	13	15	$6.0 \cdot 10^{-1}$
3237.73	9	9	1.3
3578.68	7	9	1.48
3593.48	7	7	1.50
3605.32	7	5	1.62
3639.80	13	11	1.8
3743.89	13	13	$7.61 \cdot 10^{-1}$
3757.66	7	7	$4.13 \cdot 10^{-1}$
3768.24	5	5	$5.10 \cdot 10^{-1}$
3804.80	9	9	$6.9 \cdot 10^{-1}$
3963.69	13	15	1.3
3969.75	11	13	1.2
3983.90	7	9	1.05
3991.12	5	7	1.07
4001.44	9	11	$6.8 \cdot 10^{-1}$
4039.10	15	15	$6.7 \cdot 10^{-1}$
4048.78	13	13	$6.4 \cdot 10^{-1}$
4058.78	11	11	$6.7 \cdot 10^{-1}$
4065.71	9	11	$3.5 \cdot 10^{-1}$
4165.52	11	13	$7.5 \cdot 10^{-1}$
4204.48	13	11	$3.1 \cdot 10^{-1}$
4254.33	7	9	$3.15 \cdot 10^{-1}$
4263.15	15	17	$6.4 \cdot 10^{-1}$
4274.81	7	7	$3.07 \cdot 10^{-1}$
4275.98	11	11	$2.2 \cdot 10^{-1}$
4280.42	13	15	$4.7 \cdot 10^{-1}$
4289.73	7	5	$3.16 \cdot 10^{-1}$
4291.97	7	5	$2.4 \cdot 10^{-1}$
4297.75	11	13	$4.9 \cdot 10^{-1}$
4298.05	9	9	$2.6 \cdot 10^{-1}$
4300.52	9	7	$1.9 \cdot 10^{-1}$
4301.19	11	9	$2.6 \cdot 10^{-1}$
4302.78	11	11	$2.5 \cdot 10^{-1}$
4337.25	5	7	$2.0 \cdot 10^{-1}$
4373.65	9	9	$2.8 \cdot 10^{-1}$
4376.80	13	13	$3.2 \cdot 10^{-1}$
4413.86	7	5	$2.7 \cdot 10^{-1}$
4422.70	5	5	$2.7 \cdot 10^{-1}$
4424.29	9	7	$2.1 \cdot 10^{-1}$
4432.77	15	15	$4.9 \cdot 10^{-1}$
4490.55	9	7	$3.9 \cdot 10^{-1}$
4492.31	5	3	$4.47 \cdot 10^{-1}$
4495.28	9	7	$2.0 \cdot 10^{-1}$
4500.29	7	7	$2.1 \cdot 10^{-1}$
4506.84	13	11	$2.7 \cdot 10^{-1}$
4540.72	11	11	$3.14 \cdot 10^{-1}$
4564.17	11	13	$5.1 \cdot 10^{-1}$
4595.60	13	13	$4.7 \cdot 10^{-1}$
4622.47	7	7	$4.1 \cdot 10^{-1}$
4665.90	3	3	$3.0 \cdot 10^{-1}$
4689.38	7	5	$2.3 \cdot 10^{-1}$
4698.46	9	7	$2.2 \cdot 10^{-1}$
4708.02	11	9	$4.31 \cdot 10^{-1}$

λ Å	Weights		A 10^8 s^{-1}
	g_i	g_k	
4718.43	13	11	$3.4 \cdot 10^{-1}$
4730.69	7	5	$3.83 \cdot 10^{-1}$
4737.33	9	7	$3.38 \cdot 10^{-1}$
4741.09	3	5	$2.2 \cdot 10^{-1}$
4752.07	13	13	$6.2 \cdot 10^{-1}$
4756.09	11	9	$4.0 \cdot 10^{-1}$
4792.49	7	5	$2.6 \cdot 10^{-1}$
4801.02	9	7	$3.06 \cdot 10^{-1}$
4816.13	9	9	$1.8 \cdot 10^{-1}$
4870.79	7	9	$3.5 \cdot 10^{-1}$
4887.01	9	11	$3.2 \cdot 10^{-1}$
4922.28	11	13	$4.0 \cdot 10^{-1}$
5204.51	5	3	$5.09 \cdot 10^{-1}$
5206.02	5	5	$5.14 \cdot 10^{-1}$
5208.42	5	7	$5.06 \cdot 10^{-1}$
5243.38	5	3	$2.19 \cdot 10^{-1}$
5297.37	7	9	$3.88 \cdot 10^{-1}$
5297.99	7	7	$3.0 \cdot 10^{-1}$
5328.36	9	11	$6.2 \cdot 10^{-1}$
5329.17	9	9	$2.25 \cdot 10^{-1}$
5783.11	3	3	$2.1 \cdot 10^{-1}$
5783.89	5	5	$2.02 \cdot 10^{-1}$
5787.97	5	7	$2.35 \cdot 10^{-1}$
<i>Cr II</i>			
2653.57	4	6	$3.5 \cdot 10^{-1}$
2658.59	2	4	$5.8 \cdot 10^{-1}$
2666.02	6	8	$5.9 \cdot 10^{-1}$
2668.71	4	2	1.4
2671.80	6	4	1.0
2672.83	8	6	$5.5 \cdot 10^{-1}$
2744.97	4	6	$8.5 \cdot 10^{-1}$
2787.61	6	6	1.5
2822.38	14	16	2.3
2835.63	10	12	2.0
2840.01	10	12	2.7
2843.24	8	10	$6.4 \cdot 10^{-1}$
2849.83	6	8	$9.2 \cdot 10^{-1}$
2851.35	8	10	2.2
2856.77	4	6	$4.3 \cdot 10^{-1}$
2857.40	6	8	$2.8 \cdot 10^{-1}$
2860.92	2	4	$6.9 \cdot 10^{-1}$
2862.57	8	8	$6.3 \cdot 10^{-1}$
2866.72	4	4	1.2
2867.09	4	4	1.1
2867.65	2	2	1.1
2870.43	6	6	1.3
2873.81	4	2	$8.8 \cdot 10^{-1}$
2880.86	6	4	$7.9 \cdot 10^{-1}$
2898.53	10	12	1.2
2921.81	8	10	$9.0 \cdot 10^{-1}$
2930.83	2	4	1.1
2935.12	6	8	1.8
2953.34	2	2	1.8
2966.03	10	8	$5.4 \cdot 10^{-1}$
2971.90	14	14	2.0
2979.73	12	12	1.8
2985.32	10	10	2.2
2989.18	8	8	2.2
3118.64	2	4	1.7

λ Å	Weights		A 10^8 s^{-1}
	g_i	g_k	
3120.36	4	6	1.5
3122.59	12	12	$4.4 \cdot 10^{-1}$
3128.69	4	4	$8.1 \cdot 10^{-1}$
3136.68	6	6	$6.4 \cdot 10^{-1}$
4588.22	8	6	$1.2 \cdot 10^{-1}$
<i>Cobalt</i>			
<i>Co I</i>			
2407.25	10	12	3.6
2414.46	6	8	3.4
2415.29	4	6	3.6
2424.93	10	10	3.2
2432.21	8	8	2.6
2436.66	6	6	2.6
2439.04	4	4	2.7
2511.02	10	10	$9.2 \cdot 10^{-1}$
2521.36	10	8	3.0
2528.97	8	6	2.8
2535.96	6	4	1.9
3405.12	10	10	1.0
3409.17	8	8	$4.2 \cdot 10^{-1}$
3412.34	8	10	$6.1 \cdot 10^{-1}$
3433.05	4	4	1.0
3443.64	8	8	$6.9 \cdot 10^{-1}$
3449.17	6	6	$7.6 \cdot 10^{-1}$
3453.51	10	12	1.1
3462.80	4	6	$7.9 \cdot 10^{-1}$
3474.02	6	8	$5.6 \cdot 10^{-1}$
3489.40	8	6	1.3
3495.68	4	6	$4.9 \cdot 10^{-1}$
3502.28	10	8	$8.0 \cdot 10^{-1}$
3506.32	8	6	$8.2 \cdot 10^{-1}$
3512.64	6	4	1.0
3518.34	6	4	1.6
3529.82	8	10	$4.6 \cdot 10^{-1}$
3569.37	8	8	1.6
3587.19	6	6	1.4
3845.47	8	10	$4.6 \cdot 10^{-1}$
3894.07	6	8	$6.9 \cdot 10^{-1}$
3995.31	8	10	$2.5 \cdot 10^{-1}$
4121.32	8	10	$1.9 \cdot 10^{-1}$
5146.75	8	8	$1.5 \cdot 10^{-1}$
5212.70	10	10	$1.9 \cdot 10^{-1}$
5280.63	10	8	$2.8 \cdot 10^{-1}$
5352.05	12	10	$2.7 \cdot 10^{-1}$
6082.43	10	10	$5.4 \cdot 10^{-2}$
6455.00	8	10	$9.0 \cdot 10^{-2}$
7838.12	8	10	$5.4 \cdot 10^{-2}$
8093.93	12	10	$2.0 \cdot 10^{-1}$
8372.79	10	10	$8.7 \cdot 10^{-2}$
<i>Co II</i>			
2286.15	11	13	3.3
2307.85	9	11	2.6
2311.61	7	9	2.8
2314.05	5	7	2.8
2314.97	3	5	2.7
2330.36	5	3	1.32
2344.28	3	3	1.5

λ Å	Weights		A 10^8 s^{-1}
	g_i	g_k	
2353.41	7	7	1.9
2363.80	9	9	2.1
2378.62	11	9	1.9
2383.45	9	7	1.8
2388.92	11	11	2.8
2389.54	5	3	1.5
2404.17	3	3	1.5
2417.66	9	9	$8.5 \cdot 10^{-1}$

Copper

Cu I

*2024.3	2	6	$9.8 \cdot 10^{-2}$
2165.1	2	4	$5.1 \cdot 10^{-1}$
2178.9	2	4	$9.13 \cdot 10^{-1}$
2181.7	2	2	1.0
2225.7	2	2	$4.6 \cdot 10^{-1}$
2244.3	2	4	$1.19 \cdot 10^{-2}$
2441.6	2	2	$2.0 \cdot 10^{-2}$
2492.2	2	4	$3.11 \cdot 10^{-2}$
2618.4	6	4	$3.07 \cdot 10^{-1}$
2766.4	4	4	$9.6 \cdot 10^{-2}$
2824.4	6	6	$7.8 \cdot 10^{-2}$
2961.2	6	8	$3.76 \cdot 10^{-2}$
3063.4	4	4	$1.55 \cdot 10^{-2}$
3194.1	4	4	$1.55 \cdot 10^{-2}$
3247.5	2	4	1.39
3274.0	2	2	1.37
3337.8	6	8	$3.8 \cdot 10^{-3}$
4022.6	2	4	$1.90 \cdot 10^{-1}$
4062.6	4	6	$2.10 \cdot 10^{-1}$
4249.0	2	2	$1.95 \cdot 10^{-1}$
4275.1	6	8	$3.45 \cdot 10^{-1}$
4480.4	2	2	$3.0 \cdot 10^{-2}$
4509.4	4	2	$2.75 \cdot 10^{-1}$
4530.8	4	2	$8.4 \cdot 10^{-2}$
4539.7	6	4	$2.12 \cdot 10^{-1}$
4587.0	8	6	$3.20 \cdot 10^{-1}$
4651.1	10	8	$3.80 \cdot 10^{-1}$
4704.6	8	8	$5.5 \cdot 10^{-2}$
5105.5	6	4	$2.0 \cdot 10^{-2}$
5153.2	2	4	$6.0 \cdot 10^{-1}$
5218.2	4	6	$7.5 \cdot 10^{-1}$
5220.1	4	4	$1.50 \cdot 10^{-1}$
5292.5	8	8	$1.09 \cdot 10^{-1}$
5700.2	4	4	$2.4 \cdot 10^{-3}$
5782.1	4	2	$1.65 \cdot 10^{-2}$

Cu II

2489.7	5	5	$1.5 \cdot 10^{-2}$
2544.8	9	7	1.1
2689.3	7	7	$4.1 \cdot 10^{-1}$
2701.0	5	5	$6.7 \cdot 10^{-1}$
2703.2	3	3	1.2
2713.5	5	5	$6.8 \cdot 10^{-1}$
2769.7	7	7	$6.1 \cdot 10^{-1}$

Dysprosium

Dy I

2862.7	17	15	$6.5 \cdot 10^{-2}$
--------	----	----	---------------------

λ Å	Weights		A 10^8 s^{-1}
	g_i	g_k	
2964.6	17	17	$6.5 \cdot 10^{-2}$
3147.7	15	17	$1.1 \cdot 10^{-1}$
3263.2	15	13	$1.4 \cdot 10^{-1}$
3511.0	15	13	$3.1 \cdot 10^{-1}$
3571.4	15	13	$2.0 \cdot 10^{-1}$
3757.1	17	19	3.0
3868.8	17	17	3.1
3967.5	17	19	$8.7 \cdot 10^{-1}$
4046.0	17	15	1.5
4103.9	13	11	1.7
4186.8	17	17	1.32
4194.8	17	17	$7.2 \cdot 10^{-1}$
4211.7	17	19	2.08
4218.1	15	15	1.85
4221.1	15	17	1.52
4225.2	13	15	4.5
4268.3	15	15	$3.6 \cdot 10^{-2}$
4276.7	13	13	$7.3 \cdot 10^{-1}$
4292.0	15	15	$5.8 \cdot 10^{-2}$
4577.8	17	19	$2.2 \cdot 10^{-2}$
4589.4	17	15	$1.3 \cdot 10^{-1}$
4612.3	17	15	$8.2 \cdot 10^{-2}$
5077.7	17	17	$5.7 \cdot 10^{-3}$
5301.6	17	15	$1.1 \cdot 10^{-2}$
5547.3	17	17	$2.7 \cdot 10^{-3}$
5639.5	17	19	$4.7 \cdot 10^{-3}$
5974.5	17	17	$4.0 \cdot 10^{-3}$
5988.6	17	15	$5.3 \cdot 10^{-3}$
6010.8	15	15	$2.6 \cdot 10^{-2}$
6088.3	15	13	$3.5 \cdot 10^{-2}$
6168.4	15	17	$2.5 \cdot 10^{-2}$
6259.1	17	19	$8.5 \cdot 10^{-3}$
6579.4	17	15	$7.5 \cdot 10^{-3}$

Erbium

Er I

3862.9	13	13	2.5
4008.0	13	15	2.6
4151.1	13	11	1.8

Europium

Eu I

2372.9	8	6	$1.9 \cdot 10^{-1}$
2375.3	8	8	$2.0 \cdot 10^{-1}$
2379.7	8	10	$2.0 \cdot 10^{-1}$
2710.0	8	10	$1.4 \cdot 10^{-1}$
2724.0	8	8	$1.2 \cdot 10^{-1}$
2892.5	8	8	$1.0 \cdot 10^{-1}$
2893.0	8	6	$1.0 \cdot 10^{-1}$
2909.0	8	10	$6.9 \cdot 10^{-2}$
3106.2	8	10	$5.5 \cdot 10^{-2}$
3111.4	8	10	$3.0 \cdot 10^{-1}$
3168.3	8	10	$6.9 \cdot 10^{-2}$
3210.6	8	8	$1.1 \cdot 10^{-1}$
3212.8	8	8	$2.9 \cdot 10^{-1}$
3213.8	8	6	$1.8 \cdot 10^{-1}$
3334.3	8	6	$3.4 \cdot 10^{-1}$
4594.0	8	10	1.4
4627.2	8	8	1.3

λ Å	Weights		A 10^8 s^{-1}
	g_i	g_k	
4661.9	8	6	1.3
5765.2	8	8	$1.1 \cdot 10^{-2}$
6018.2	8	10	$8.5 \cdot 10^{-3}$
6864.5	8	10	$5.8 \cdot 10^{-3}$

Fluorine

FI

806.96	4	6	3.3
809.60	2	4	2.8
951.87	4	2	2.6
954.83	4	4	5.77
955.55	2	2	5.1
958.52	2	4	1.3
6239.7	6	4	$2.5 \cdot 10^{-1}$
6348.5	4	4	$1.8 \cdot 10^{-1}$
6413.7	2	4	$1.1 \cdot 10^{-1}$
6708.3	6	4	$1.4 \cdot 10^{-2}$
6774.0	6	6	$1.0 \cdot 10^{-1}$
6795.5	4	2	$5.2 \cdot 10^{-2}$
6834.3	4	4	$2.1 \cdot 10^{-1}$
6856.0	6	8	$4.94 \cdot 10^{-1}$
6870.2	2	2	$3.8 \cdot 10^{-1}$
6902.5	4	6	$3.2 \cdot 10^{-1}$
6909.8	2	4	$2.2 \cdot 10^{-1}$
6966.4	4	2	$1.1 \cdot 10^{-1}$
7037.5	4	4	$3.0 \cdot 10^{-1}$
7127.9	2	2	$3.8 \cdot 10^{-1}$
7309.0	6	8	$4.7 \cdot 10^{-1}$
7311.0	4	2	$3.9 \cdot 10^{-1}$
7314.3	4	6	$4.8 \cdot 10^{-1}$
7332.0	6	4	$3.1 \cdot 10^{-1}$
7398.7	6	6	$2.85 \cdot 10^{-1}$
7425.7	4	2	$3.4 \cdot 10^{-1}$
7482.7	4	4	$5.6 \cdot 10^{-2}$
7489.2	2	2	$1.1 \cdot 10^{-1}$
7514.9	2	2	$5.2 \cdot 10^{-2}$
7552.2	4	6	$7.8 \cdot 10^{-2}$
7573.4	2	4	$1.0 \cdot 10^{-1}$
7607.2	4	4	$7.0 \cdot 10^{-2}$
7754.7	4	6	$3.82 \cdot 10^{-1}$
7800.2	2	4	$2.1 \cdot 10^{-1}$

Gallium

Ga I

2195.4	2	2	$1.9 \cdot 10^{-2}$
2199.7	4	2	$3.3 \cdot 10^{-2}$
2214.4	4	6	$1.2 \cdot 10^{-2}$
2235.9	4	2	$4.3 \cdot 10^{-2}$
2255.0	2	2	$3.1 \cdot 10^{-2}$
2259.2	4	6	$3.1 \cdot 10^{-2}$
2294.2	2	4	$7.0 \cdot 10^{-2}$
2297.9	4	2	$5.8 \cdot 10^{-2}$
2338.2	4	6	$9.8 \cdot 10^{-2}$
2371.3	2	2	$5.7 \cdot 10^{-2}$
2418.7	4	2	$1.0 \cdot 10^{-1}$
2450.1	2	4	$2.8 \cdot 10^{-1}$
2500.2	4	6	$3.4 \cdot 10^{-1}$
2659.9	2	2	$1.2 \cdot 10^{-1}$
2719.7	4	2	$2.3 \cdot 10^{-1}$

λ Å	Weights		A 10^8 s^{-1}
	g_i	g_k	
2874.2	2	4	1.2
2943.6	4	6	1.4
2944.2	4	4	$2.7 \cdot 10^{-1}$
4033.0	2	2	$4.9 \cdot 10^{-1}$
4172.0	4	2	$9.2 \cdot 10^{-1}$

Ga II

829.60	1	3	$2.2 \cdot 10^{-1}$
1414.4	1	3	$1.88 \cdot 10^1$

*Germanium**Ge I*

1944.7	3	1	$7.0 \cdot 10^{-1}$
1955.1	3	3	$2.8 \cdot 10^{-1}$
1988.3	5	3	$2.5 \cdot 10^{-1}$
1998.9	5	5	$5.5 \cdot 10^{-1}$
2041.7	1	3	1.1
2065.2	3	3	$8.5 \cdot 10^{-1}$
2068.7	3	5	1.2
2086.0	3	5	$4.0 \cdot 10^{-1}$
2094.3	5	7	$9.7 \cdot 10^{-1}$
2105.8	5	5	$1.7 \cdot 10^{-1}$
2256.0	5	5	$3.2 \cdot 10^{-2}$
2417.4	5	5	$9.6 \cdot 10^{-1}$
2498.0	1	3	$1.3 \cdot 10^{-1}$
2533.2	3	3	$1.0 \cdot 10^{-1}$
2589.2	5	3	$5.1 \cdot 10^{-2}$
2592.5	3	5	$7.1 \cdot 10^{-1}$
2651.2	5	5	2.0
2651.6	1	3	$8.5 \cdot 10^{-1}$
2691.3	3	3	$6.1 \cdot 10^{-1}$
2709.6	3	1	2.8
2754.6	5	3	1.1
3039.1	5	3	2.8
3124.8	5	5	$3.1 \cdot 10^{-2}$
3269.5	5	3	$2.9 \cdot 10^{-1}$
4226.6	1	3	$2.1 \cdot 10^{-1}$
4685.8	1	3	$9.5 \cdot 10^{-2}$

Ge II

999.10	2	4	1.9
1016.6	4	6	2.1
1017.1	4	4	$3.5 \cdot 10^{-1}$
1055.0	2	2	$6.9 \cdot 10^{-1}$
1075.1	4	2	1.3
1237.1	2	4	$1.9 \cdot 10^1$
1261.9	4	6	$2.2 \cdot 10^1$
1264.7	4	4	3.5
1602.5	2	2	3.4
1649.2	4	2	6.5
4741.8	2	4	$4.6 \cdot 10^{-1}$
4814.6	4	6	$5.1 \cdot 10^{-1}$
4824.1	4	4	$8.6 \cdot 10^{-2}$
5131.8	4	6	1.9
5178.5	6	6	$1.3 \cdot 10^{-1}$
5178.6	6	8	2.0
5893.4	2	4	$9.2 \cdot 10^{-1}$
6021.0	2	2	$8.4 \cdot 10^{-1}$
6336.4	2	2	$4.4 \cdot 10^{-1}$

λ Å	Weights		A 10^8 s^{-1}
	g_i	g_k	
6484.2	4	2	$8.5 \cdot 10^{-1}$

*Gold**Au I*

2427.95	2	4	1.99
2675.95	2	2	1.64
3122.78	6	4	$1.90 \cdot 10^{-1}$
6278.30	4	2	$3.4 \cdot 10^{-2}$

*Helium**He I*

507.058	1	3	$1.5929 \cdot 10^{-1}$
507.718	1	3	$2.1826 \cdot 10^{-1}$
508.643	1	3	$3.1031 \cdot 10^{-1}$
509.998	1	3	$4.6224 \cdot 10^{-1}$
512.099	1	3	$7.3174 \cdot 10^{-1}$
515.617	1	3	1.2582
522.213	1	3	2.4356
537.030	1	3	5.6634
584.334	1	3	$1.7989 \cdot 10^1$
*2677.13	3	9	$4.4174 \cdot 10^{-3}$
*2696.12	3	9	$6.0234 \cdot 10^{-3}$
*2723.19	3	9	$8.4996 \cdot 10^{-3}$
*2763.80	3	9	$1.2508 \cdot 10^{-2}$
*2829.08	3	9	$1.9389 \cdot 10^{-2}$
*2945.10	3	9	$3.2006 \cdot 10^{-2}$
*3187.74	3	9	$5.6361 \cdot 10^{-2}$
3231.270	1	3	$5.1015 \cdot 10^{-3}$
3258.273	1	3	$6.9627 \cdot 10^{-3}$
3296.773	1	3	$9.8432 \cdot 10^{-3}$
3354.555	1	3	$1.4537 \cdot 10^{-2}$
3447.589	1	3	$2.2691 \cdot 10^{-2}$
*3554.42	9	15	$7.5971 \cdot 10^{-3}$
*3562.99	9	3	$4.8363 \cdot 10^{-3}$
*3587.28	9	15	$1.8107 \cdot 10^{-2}$
*3599.32	9	3	$6.7245 \cdot 10^{-3}$
3613.642	1	3	$3.8022 \cdot 10^{-2}$
*3634.25	9	15	$2.6062 \cdot 10^{-2}$
*3652.00	9	3	$9.7444 \cdot 10^{-3}$
*3705.02	9	15	$3.9528 \cdot 10^{-2}$
*3732.88	9	3	$1.4895 \cdot 10^{-2}$
*3819.62	9	15	$6.4351 \cdot 10^{-2}$
3833.549	3	5	$9.6470 \cdot 10^{-3}$
3838.100	3	1	$3.7425 \cdot 10^{-3}$
*3867.49	9	3	$2.4466 \cdot 10^{-2}$
3871.786	3	5	$1.3386 \cdot 10^{-2}$
3878.177	3	1	$5.1753 \cdot 10^{-3}$
*3888.64	3	9	$9.4746 \cdot 10^{-2}$
3926.544	3	5	$1.9371 \cdot 10^{-2}$
3935.945	3	1	$7.4475 \cdot 10^{-3}$
3964.729	1	3	$6.9507 \cdot 10^{-2}$
4009.256	3	5	$2.9612 \cdot 10^{-2}$
4023.980	3	1	$1.1281 \cdot 10^{-2}$
*4026.21	9	15	$1.1600 \cdot 10^{-1}$
*4120.84	9	3	$4.4529 \cdot 10^{-2}$
4143.759	3	5	$4.8812 \cdot 10^{-2}$
4168.971	3	1	$1.8298 \cdot 10^{-2}$
4387.929	3	5	$8.9889 \cdot 10^{-2}$
4437.553	3	1	$3.2689 \cdot 10^{-2}$

λ Å	Weights		A 10^8 s^{-1}
	g_i	g_k	
*4471.50	9	15	$2.4578 \cdot 10^{-1}$
*4713.17	9	3	$9.5209 \cdot 10^{-2}$
4921.931	3	5	$1.9863 \cdot 10^{-1}$
5015.678	1	3	$1.3372 \cdot 10^{-1}$
5047.738	3	1	$6.7712 \cdot 10^{-2}$
*5875.66	9	15	$7.0703 \cdot 10^{-1}$
6678.152	3	5	$6.3705 \cdot 10^{-1}$
*7065.25	9	3	$2.7853 \cdot 10^{-1}$
7281.350	3	1	$1.8299 \cdot 10^{-1}$
*7298.04	3	9	$1.2913 \cdot 10^{-3}$
*7499.85	3	9	$1.7942 \cdot 10^{-3}$
*7816.14	3	9	$2.5748 \cdot 10^{-3}$
8094.115	1	3	$1.3791 \cdot 10^{-3}$
8265.701	1	3	$1.8722 \cdot 10^{-3}$
*8361.73	3	9	$3.8126 \cdot 10^{-3}$
8518.036	1	3	$2.6252 \cdot 10^{-3}$
*8582.64	9	15	$4.1927 \cdot 10^{-3}$
*8632.74	9	3	$2.7471 \cdot 10^{-3}$
*8776.74	9	15	$5.7758 \cdot 10^{-3}$
*8849.18	9	3	$3.8377 \cdot 10^{-3}$
8914.772	1	3	$3.8260 \cdot 10^{-3}$
8999.736	5	7	$2.8406 \cdot 10^{-3}$
*9063.32	9	15	$8.2702 \cdot 10^{-3}$
9085.421	3	5	$3.6807 \cdot 10^{-3}$
9111.026	3	1	$2.2000 \cdot 10^{-3}$
*9174.52	9	3	$5.5996 \cdot 10^{-3}$
*9210.34	15	21	$4.7381 \cdot 10^{-3}$
9303.163	3	5	$5.1030 \cdot 10^{-3}$
9340.143	3	1	$3.0562 \cdot 10^{-3}$
*9463.58	3	9	$5.6868 \cdot 10^{-3}$
*9516.60	9	15	$1.2439 \cdot 10^{-2}$
9603.441	1	3	$5.8286 \cdot 10^{-3}$
9625.697	3	5	$7.3744 \cdot 10^{-3}$
9682.388	3	1	$4.4271 \cdot 10^{-3}$
*9702.65	9	3	$8.6511 \cdot 10^{-3}$
10138.424	3	5	$1.1248 \cdot 10^{-2}$
10233.102	3	1	$6.7731 \cdot 10^{-3}$
*10311.27	9	15	$1.9945 \cdot 10^{-2}$
*10667.71	9	3	$1.4471 \cdot 10^{-2}$
*10830.17	3	9	$1.0216 \cdot 10^{-1}$
*10913.00	15	21	$1.9801 \cdot 10^{-2}$
*10996.65	15	9	$1.4253 \cdot 10^{-3}$
11013.072	1	3	$9.2496 \cdot 10^{-3}$
11044.983	3	5	$1.8457 \cdot 10^{-2}$
11225.937	3	1	$1.1168 \cdot 10^{-2}$
*10969.11	9	15	$3.4781 \cdot 10^{-2}$
*12527.48	3	9	$7.0932 \cdot 10^{-3}$
12755.688	5	3	$1.2754 \cdot 10^{-3}$
*12846.01	9	3	$2.7317 \cdot 10^{-2}$
12968.430	3	5	$3.3615 \cdot 10^{-2}$
*12984.88	15	9	$2.7292 \cdot 10^{-3}$
13411.683	3	1	$2.0572 \cdot 10^{-2}$

*Indium**In I*

2560.2	2	4	$4.0 \cdot 10^{-1}$
2710.3	4	6	$4.0 \cdot 10^{-1}$
3039.4	2	4	1.3
3256.1	4	6	1.3

Atomic

λ Å	Weights		A 10^8 s^{-1}
	g_i	g_k	
4101.8	2	2	$5.6 \cdot 10^{-1}$
4511.3	4	2	1.02
<i>In II</i>			
2941.1	3	1	1.4
<i>Iodine</i>			
<i>II</i>			
1782.8	4	4	2.71
1830.4	4	6	$1.6 \cdot 10^{-1}$
<i>Iridium</i>			
<i>Ir I</i>			
2475.12	10	10	$2.1 \cdot 10^{-1}$
2502.98	10	12	$3.2 \cdot 10^{-1}$
2639.71	10	10	$4.7 \cdot 10^{-1}$
2661.98	10	10	$2.5 \cdot 10^{-1}$
2664.79	10	8	$4.0 \cdot 10^{-1}$
2694.23	10	12	$4.8 \cdot 10^{-1}$
2849.72	10	10	$2.2 \cdot 10^{-1}$
2924.79	10	12	$1.42 \cdot 10^{-1}$
2934.64	8	10	$2.0 \cdot 10^{-1}$
3220.78	10	8	$2.4 \cdot 10^{-1}$
3573.72	8	10	$5.4 \cdot 10^{-2}$
3661.71	8	10	$4.0 \cdot 10^{-2}$
4033.76	8	10	$2.7 \cdot 10^{-2}$
4069.92	6	8	$3.6 \cdot 10^{-2}$
4913.35	12	12	$3.3 \cdot 10^{-2}$
<i>Iron</i>			
<i>Fe I</i>			
2166.77	9	7	2.7
2191.84	5	5	1.2
2196.04	3	3	1.2
2200.39	1	3	$8.9 \cdot 10^{-1}$
2298.17	9	9	$3.09 \cdot 10^{-1}$
2439.74	13	13	3.46
2442.57	11	11	3.12
2457.60	11	11	$4.81 \cdot 10^{-1}$
2462.65	9	9	$5.85 \cdot 10^{-1}$
2465.15	9	9	$4.35 \cdot 10^{-1}$
2468.88	11	11	$2.40 \cdot 10^{-1}$
2472.89	7	7	1.30
2474.81	7	7	$6.13 \cdot 10^{-1}$
2479.78	5	5	1.74
2483.27	9	11	4.80
2484.19	3	3	2.26
2487.07	3	3	$6.40 \cdot 10^{-1}$
2488.14	7	9	4.20
2489.75	1	3	2.31
2490.64	5	7	3.44
2491.16	3	5	2.91
2491.99	9	9	$3.25 \cdot 10^{-1}$
2496.53	9	11	$2.15 \cdot 10^{-1}$
2501.13	9	7	$6.75 \cdot 10^{-1}$
2505.01	9	11	$2.56 \cdot 10^{-1}$
2506.57	7	9	$2.04 \cdot 10^{-1}$
2507.90	7	9	$1.93 \cdot 10^{-1}$

λ Å	Weights		A 10^8 s^{-1}
	g_i	g_k	
2510.83	7	5	1.29
2518.10	5	3	1.93
2522.85	9	9	2.13
2524.29	3	1	3.23
2527.27	13	13	$3.46 \cdot 10^{-1}$
2527.44	7	7	1.93
2529.14	5	5	$9.91 \cdot 10^{-1}$
2529.31	5	7	4.86
2533.14	11	11	$2.07 \cdot 10^{-1}$
2535.61	1	3	$9.59 \cdot 10^{-1}$
2537.17	13	15	3.70
2540.97	3	5	$9.59 \cdot 10^{-1}$
2542.10	11	13	4.47
2543.92	9	11	4.70
2545.98	5	7	$7.16 \cdot 10^{-1}$
2549.61	7	9	$2.31 \cdot 10^{-1}$
2584.54	11	13	$3.15 \cdot 10^{-1}$
2606.83	9	11	$2.43 \cdot 10^{-1}$
2609.22	7	7	$4.60 \cdot 10^{-1}$
2623.53	7	9	$2.13 \cdot 10^{-1}$
2635.81	5	7	$2.11 \cdot 10^{-1}$
2656.15	13	15	$1.63 \cdot 10^{-1}$
2669.49	11	13	$1.34 \cdot 10^{-1}$
2679.06	11	11	$1.50 \cdot 10^{-1}$
2706.01	13	13	$2.28 \cdot 10^{-1}$
2706.58	7	5	$2.69 \cdot 10^{-1}$
2708.57	9	9	$6.49 \cdot 10^{-1}$
2719.03	9	7	1.42
2719.06	7	7	$7.40 \cdot 10^{-1}$
2719.42	11	11	$3.20 \cdot 10^{-1}$
2720.90	7	5	1.04
2723.58	5	3	$5.69 \cdot 10^{-1}$
2728.82	9	9	$2.98 \cdot 10^{-1}$
2733.58	11	9	$7.10 \cdot 10^{-1}$
2735.48	9	7	$5.03 \cdot 10^{-1}$
2737.31	3	3	$7.25 \cdot 10^{-1}$
2737.64	13	11	$1.14 \cdot 10^{-1}$
2742.25	7	5	$3.41 \cdot 10^{-1}$
2742.41	5	5	$4.70 \cdot 10^{-1}$
2750.14	7	7	$2.74 \cdot 10^{-1}$
2762.03	7	7	$1.76 \cdot 10^{-1}$
2767.52	9	9	$1.48 \cdot 10^{-1}$
2769.30	13	13	$1.80 \cdot 10^{-1}$
2788.10	11	13	$5.92 \cdot 10^{-1}$
2789.80	11	9	$2.36 \cdot 10^{-1}$
2804.86	9	7	$2.40 \cdot 10^{-1}$
2806.98	9	11	$1.15 \cdot 10^{-1}$
2813.29	9	11	$3.42 \cdot 10^{-1}$
2825.56	7	9	$1.32 \cdot 10^{-1}$
2832.44	7	9	$2.38 \cdot 10^{-1}$
2843.98	5	7	$3.17 \cdot 10^{-1}$
2851.80	3	5	$3.37 \cdot 10^{-1}$
2894.50	5	5	$4.83 \cdot 10^{-1}$
2899.41	5	3	$4.68 \cdot 10^{-1}$
2901.91	11	11	$1.78 \cdot 10^{-1}$
2907.52	9	11	$1.61 \cdot 10^{-1}$
2918.02	13	13	1.18
2923.29	11	11	1.39
2923.85	11	11	$2.97 \cdot 10^{-1}$
2925.36	7	9	$1.69 \cdot 10^{-1}$

λ Å	Weights		A 10^8 s^{-1}
	g_i	g_k	
2929.12	9	9	1.53
2936.90	9	9	$1.40 \cdot 10^{-1}$
2947.88	7	7	$1.83 \cdot 10^{-1}$
2948.43	9	9	$3.32 \cdot 10^{-1}$
2953.49	7	7	$3.64 \cdot 10^{-1}$
2959.99	11	13	$5.02 \cdot 10^{-1}$
2966.90	9	11	$2.72 \cdot 10^{-1}$
2973.24	7	9	$1.83 \cdot 10^{-1}$
2980.53	7	7	$1.66 \cdot 10^{-1}$
2981.85	7	9	$1.86 \cdot 10^{-1}$
2983.57	9	7	$2.79 \cdot 10^{-1}$
2990.39	9	11	$3.5 \cdot 10^{-1}$
2994.43	7	5	$4.39 \cdot 10^{-1}$
2999.51	11	11	$1.70 \cdot 10^{-1}$
3000.95	5	3	$6.42 \cdot 10^{-1}$
3008.14	3	1	1.07
3009.57	9	9	$1.43 \cdot 10^{-1}$
3011.48	7	9	$3.79 \cdot 10^{-1}$
3020.49	5	5	$1.94 \cdot 10^{-1}$
3020.64	9	9	$7.59 \cdot 10^{-1}$
3021.07	7	7	$4.55 \cdot 10^{-1}$
3025.64	13	13	$5.86 \cdot 10^{-1}$
3025.84	1	3	$3.48 \cdot 10^{-1}$
3030.15	11	11	$5.04 \cdot 10^{-1}$
3037.39	3	5	$2.91 \cdot 10^{-1}$
3047.60	5	7	$2.84 \cdot 10^{-1}$
3057.45	11	9	$3.13 \cdot 10^{-1}$
3059.09	7	9	$1.63 \cdot 10^{-1}$
3067.00	11	13	$1.71 \cdot 10^{-1}$
3067.24	9	7	$3.12 \cdot 10^{-1}$
3075.72	7	5	$3.14 \cdot 10^{-1}$
3079.99	9	11	$8.35 \cdot 10^{-2}$
3083.74	5	3	$3.08 \cdot 10^{-1}$
3100.30	5	5	$1.87 \cdot 10^{-1}$
3100.67	7	7	$1.35 \cdot 10^{-1}$
3125.68	13	11	$8.46 \cdot 10^{-2}$
3132.52	9	7	$3.39 \cdot 10^{-1}$
3143.99	9	9	$6.10 \cdot 10^{-1}$
3156.27	7	7	$6.36 \cdot 10^{-1}$
3157.04	9	11	$1.26 \cdot 10^{-1}$
3157.89	5	7	$1.61 \cdot 10^{-1}$
3160.66	9	9	$1.93 \cdot 10^{-1}$
3166.44	9	7	$1.14 \cdot 10^{-1}$
3171.35	9	7	$1.85 \cdot 10^{-1}$
3175.44	11	11	$1.44 \cdot 10^{-1}$
3178.01	11	9	$1.28 \cdot 10^{-1}$
3180.22	7	9	$4.42 \cdot 10^{-1}$
3181.52	7	5	$1.84 \cdot 10^{-1}$
3182.97	5	7	$1.42 \cdot 10^{-1}$
3188.82	3	5	$2.53 \cdot 10^{-1}$
3192.80	3	5	$5.01 \cdot 10^{-1}$
3193.30	5	7	$3.07 \cdot 10^{-1}$
3196.12	11	9	$1.40 \cdot 10^{-1}$
3196.93	9	11	$5.97 \cdot 10^{-1}$
3199.53	9	9	$2.23 \cdot 10^{-1}$
3205.40	3	3	$9.77 \cdot 10^{-1}$
3210.23	9	11	$1.15 \cdot 10^{-1}$
3210.83	5	3	$9.24 \cdot 10^{-1}$
3211.99	11	9	$4.64 \cdot 10^{-1}$
3214.01	7	7	$8.38 \cdot 10^{-1}$

λ Å	Weights		A 10^8 s^{-1}
	g_i	g_k	
3214.06	7	5	1.18
3215.94	5	5	$6.19 \cdot 10^{-1}$
3217.38	11	9	$1.50 \cdot 10^{-1}$
3219.58	7	9	$4.64 \cdot 10^{-1}$
3219.80	9	7	$3.61 \cdot 10^{-1}$
3222.07	11	11	$8.65 \cdot 10^{-1}$
3225.79	11	13	1.18
3227.80	9	7	$4.96 \cdot 10^{-1}$
3228.25	5	3	$3.72 \cdot 10^{-1}$
3229.99	9	11	$1.06 \cdot 10^{-1}$
3230.21	5	5	$2.06 \cdot 10^{-1}$
3230.96	7	5	$3.7 \cdot 10^{-1}$
3233.05	13	15	$4.19 \cdot 10^{-1}$
3233.97	9	9	$2.08 \cdot 10^{-1}$
3239.43	9	9	$2.95 \cdot 10^{-1}$
3244.19	9	11	$3.06 \cdot 10^{-1}$
3248.20	7	7	$1.92 \cdot 10^{-1}$
3253.60	7	9	$1.62 \cdot 10^{-1}$
3254.36	11	13	$4.24 \cdot 10^{-1}$
3265.62	7	5	$3.06 \cdot 10^{-1}$
3271.00	5	3	$6.4 \cdot 10^{-1}$
3280.26	9	11	$4.21 \cdot 10^{-1}$
3282.89	3	5	$3.42 \cdot 10^{-1}$
3286.75	7	7	$5.99 \cdot 10^{-1}$
3292.02	7	9	$5.77 \cdot 10^{-1}$
3292.59	3	3	$3.0 \cdot 10^{-1}$
3305.97	5	7	$4.05 \cdot 10^{-1}$
3306.34	9	9	$5.74 \cdot 10^{-1}$
3306.35	3	5	$4.84 \cdot 10^{-1}$
3307.23	13	13	$1.97 \cdot 10^{-1}$
3314.74	5	7	$7.25 \cdot 10^{-1}$
3322.47	9	11	$8.21 \cdot 10^{-2}$
3323.74	5	5	$2.8 \cdot 10^{-1}$
3328.87	11	11	$2.21 \cdot 10^{-1}$
3355.23	9	9	$2.59 \cdot 10^{-1}$
3369.55	9	9	$2.15 \cdot 10^{-1}$
3370.78	11	11	$2.89 \cdot 10^{-1}$
3380.11	7	7	$1.66 \cdot 10^{-1}$
3392.65	7	7	$1.88 \cdot 10^{-1}$
3399.33	5	5	$2.76 \cdot 10^{-1}$
3402.26	13	13	$2.19 \cdot 10^{-1}$
3404.35	5	7	$1.09 \cdot 10^{-1}$
3406.44	3	5	$2.7 \cdot 10^{-1}$
3407.46	7	9	$6.09 \cdot 10^{-1}$
3410.17	3	5	$5.07 \cdot 10^{-1}$
3413.13	5	7	$3.23 \cdot 10^{-1}$
3417.84	3	3	$4.01 \cdot 10^{-1}$
3418.51	3	1	$9.88 \cdot 10^{-1}$
3422.66	3	5	$1.38 \cdot 10^{-1}$
3424.28	7	7	$1.61 \cdot 10^{-1}$
3425.01	9	7	$2.57 \cdot 10^{-1}$
3426.67	11	11	$1.07 \cdot 10^{-1}$
3427.12	7	9	$5.04 \cdot 10^{-1}$
3428.19	5	5	$1.71 \cdot 10^{-1}$
3440.61	9	7	$1.71 \cdot 10^{-1}$
3440.99	7	5	$1.24 \cdot 10^{-1}$
3445.15	5	7	$2.34 \cdot 10^{-1}$
3450.33	3	3	$2.34 \cdot 10^{-1}$
3459.91	5	3	$2.17 \cdot 10^{-1}$
3469.01	9	9	$8.58 \cdot 10^{-2}$

λ Å	Weights		A 10^8 s^{-1}
	g_i	g_k	
3476.34	7	7	$2.70 \cdot 10^{-1}$
3489.67	11	13	$7.47 \cdot 10^{-2}$
3495.29	9	7	$9.46 \cdot 10^{-2}$
3497.10	7	7	$9.02 \cdot 10^{-2}$
3508.47	9	11	$6.46 \cdot 10^{-2}$
3526.24	7	9	$1.70 \cdot 10^{-1}$
3526.38	7	7	$4.13 \cdot 10^{-1}$
3526.47	5	5	$1.29 \cdot 10^{-1}$
3526.67	5	5	$5.26 \cdot 10^{-1}$
3527.79	9	9	$2.17 \cdot 10^{-1}$
3529.82	3	3	$7.75 \cdot 10^{-1}$
3530.39	13	13	$4.65 \cdot 10^{-2}$
3533.01	1	3	$8.52 \cdot 10^{-1}$
3533.20	3	5	$8.25 \cdot 10^{-1}$
3536.56	5	7	$9.95 \cdot 10^{-1}$
3537.89	11	11	$8.0 \cdot 10^{-2}$
3540.12	7	9	$9.48 \cdot 10^{-2}$
3541.08	9	11	$8.65 \cdot 10^{-1}$
3542.08	7	9	$9.51 \cdot 10^{-1}$
3543.67	3	5	$1.6 \cdot 10^{-1}$
3545.64	9	9	$2.05 \cdot 10^{-1}$
3547.19	9	9	$7.13 \cdot 10^{-2}$
3552.83	5	5	$1.74 \cdot 10^{-1}$
3553.74	11	9	1.09
3554.92	11	13	1.40
3556.88	9	11	$4.1 \cdot 10^{-1}$
3558.52	5	7	$1.77 \cdot 10^{-1}$
3559.50	3	3	$2.2 \cdot 10^{-1}$
3560.70	7	9	$7.4 \cdot 10^{-2}$
3565.38	7	9	$4.29 \cdot 10^{-1}$
3567.03	5	7	$8.34 \cdot 10^{-2}$
3568.82	7	9	$6.72 \cdot 10^{-2}$
3570.10	9	11	$6.76 \cdot 10^{-1}$
3572.00	11	11	$2.89 \cdot 10^{-1}$
3573.39	5	7	$1.05 \cdot 10^{-1}$
3573.89	9	7	$5.73 \cdot 10^{-1}$
3575.25	11	9	$7.43 \cdot 10^{-2}$
3575.37	5	5	$3.06 \cdot 10^{-1}$
3576.76	11	9	$8.8 \cdot 10^{-2}$
3581.19	11	13	1.02
3582.20	13	11	$2.35 \cdot 10^{-1}$
3584.66	11	11	$3.29 \cdot 10^{-1}$
3584.79	7	5	$1.56 \cdot 10^{-1}$
3584.96	11	9	$6.74 \cdot 10^{-1}$
3585.32	7	7	$1.17 \cdot 10^{-1}$
3586.11	13	11	$7.02 \cdot 10^{-1}$
3586.98	5	5	$1.66 \cdot 10^{-1}$
3587.24	7	9	$7.73 \cdot 10^{-2}$
3588.61	11	11	$1.19 \cdot 10^{-1}$
3588.92	5	3	$2.15 \cdot 10^{-1}$
3589.45	9	7	$1.05 \cdot 10^{-1}$
3594.63	9	9	$3.14 \cdot 10^{-1}$
3597.02	5	3	$1.8 \cdot 10^{-1}$
3599.63	11	9	$2.33 \cdot 10^{-1}$
3602.46	7	7	$1.02 \cdot 10^{-1}$
3602.53	7	5	$2.12 \cdot 10^{-1}$
3603.20	11	11	$2.59 \cdot 10^{-1}$
3605.45	9	9	$4.66 \cdot 10^{-1}$
3605.50	13	11	$2.12 \cdot 10^{-1}$
3606.68	11	13	$8.29 \cdot 10^{-1}$

λ Å	Weights		A 10^8 s^{-1}
	g_i	g_k	
3608.14	9	11	$6.22 \cdot 10^{-2}$
3608.86	3	5	$8.13 \cdot 10^{-1}$
3610.16	13	13	$5.90 \cdot 10^{-1}$
3612.07	11	13	$1.11 \cdot 10^{-1}$
3617.79	5	7	$7.09 \cdot 10^{-1}$
3618.39	9	9	$8.88 \cdot 10^{-2}$
3618.77	5	7	$7.22 \cdot 10^{-1}$
3621.46	9	11	$4.45 \cdot 10^{-1}$
3621.72	11	9	$1.07 \cdot 10^{-1}$
3622.00	7	7	$5.14 \cdot 10^{-1}$
3623.19	13	13	$6.68 \cdot 10^{-2}$
3625.14	11	9	$8.15 \cdot 10^{-2}$
3630.35	9	7	$1.04 \cdot 10^{-1}$
3631.10	11	11	$2.15 \cdot 10^{-1}$
3631.46	7	9	$5.17 \cdot 10^{-1}$
3632.04	3	5	$6.74 \cdot 10^{-1}$
3634.33	9	7	$1.05 \cdot 10^{-1}$
3636.22	5	7	$2.20 \cdot 10^{-1}$
3637.87	9	9	$5.9 \cdot 10^{-2}$
3638.30	7	9	$2.36 \cdot 10^{-1}$
3640.39	9	11	$3.57 \cdot 10^{-1}$
3645.82	1	3	$4.87 \cdot 10^{-1}$
3647.42	3	3	$3.38 \cdot 10^{-1}$
3647.84	9	11	$2.91 \cdot 10^{-1}$
3649.51	11	9	$3.94 \cdot 10^{-1}$
3650.03	7	7	$2.26 \cdot 10^{-1}$
3650.28	11	11	$6.15 \cdot 10^{-2}$
3651.47	7	9	$5.83 \cdot 10^{-1}$
3655.46	5	5	$1.18 \cdot 10^{-1}$
3659.52	9	9	$6.31 \cdot 10^{-2}$
3667.25	9	7	$1.3 \cdot 10^{-1}$
3669.15	9	7	$8.03 \cdot 10^{-2}$
3669.52	9	7	$2.34 \cdot 10^{-1}$
3670.09	11	13	$7.20 \cdot 10^{-2}$
3676.31	9	11	$4.63 \cdot 10^{-2}$
3677.31	5	7	$2.28 \cdot 10^{-1}$
3677.63	7	5	$6.08 \cdot 10^{-1}$
3682.17	7	5	$1.04 \cdot 10^{-1}$
3682.24	5	5	1.5
3684.11	9	7	$2.97 \cdot 10^{-1}$
3684.14	9	7	$9.29 \cdot 10^{-2}$
3686.00	9	11	$3.34 \cdot 10^{-1}$
3687.46	11	9	$8.00 \cdot 10^{-2}$
3687.66	9	9	$7.38 \cdot 10^{-2}$
3688.46	7	9	$7.3 \cdot 10^{-2}$
3689.46	9	9	$3.70 \cdot 10^{-1}$
3690.73	11	11	$2.99 \cdot 10^{-1}$
3694.01	5	7	$8.35 \cdot 10^{-1}$
3695.05	7	9	$2.01 \cdot 10^{-1}$
3697.43	7	7	$1.94 \cdot 10^{-1}$
3701.09	7	9	$6.35 \cdot 10^{-1}$
3703.69	9	11	$6.31 \cdot 10^{-2}$
3704.46	11	9	$1.42 \cdot 10^{-1}$
3707.92	7	5	$3.32 \cdot 10^{-1}$
3709.25	9	7	$1.56 \cdot 10^{-1}$
3711.41	3	5	$1.28 \cdot 10^{-1}$
3716.44	9	7	$3.49 \cdot 10^{-1}$
3719.93	9	11	$1.62 \cdot 10^{-1}$
3721.50	5	5	$1.94 \cdot 10^{-1}$
3724.38	5	7	$1.04 \cdot 10^{-1}$

Atomic

λ Å	Weights		A 10^8 s^{-1}
	g_i	g_k	
3726.93	5	5	4.57·10 ⁻¹
3727.09	9	7	1.71·10 ⁻¹
3727.62	7	5	2.24·10 ⁻¹
3727.81	7	5	1.91·10 ⁻¹
3730.39	9	11	9.73·10 ⁻²
3732.40	5	5	2.69·10 ⁻¹
3734.86	11	11	9.01·10 ⁻¹
3735.32	9	9	2.70·10 ⁻¹
3737.13	7	9	1.41·10 ⁻¹
3738.31	11	13	3.44·10 ⁻¹
3740.24	7	9	1.3·10 ⁻¹
3742.62	9	9	6.75·10 ⁻²
3743.36	5	3	2.60·10 ⁻¹
3743.47	11	11	6.05·10 ⁻¹
3744.10	5	3	3.17·10 ⁻¹
3745.56	5	7	1.15·10 ⁻¹
3746.93	7	7	2.33·10 ⁻¹
3748.96	9	11	1.48·10 ⁻¹
3749.49	9	9	7.63·10 ⁻¹
3753.61	7	5	1.22·10 ⁻¹
3756.94	11	11	2.2·10 ⁻¹
3758.23	7	7	6.34·10 ⁻¹
3759.15	13	11	4.55·10 ⁻²
3760.05	13	15	4.47·10 ⁻²
3763.79	5	5	5.44·10 ⁻¹
3765.54	13	15	9.51·10 ⁻¹
3767.19	3	3	6.39·10 ⁻¹
3778.51	7	5	1.17·10 ⁻¹
3785.95	11	13	4.14·10 ⁻²
3786.19	5	5	1.3·10 ⁻¹
3787.16	5	5	9.9·10 ⁻²
3787.88	3	5	1.29·10 ⁻¹
3793.48	7	7	7.92·10 ⁻²
3795.00	5	7	1.15·10 ⁻¹
3797.51	13	13	4.57·10 ⁻¹
3799.55	7	9	7.31·10 ⁻²
3801.98	11	13	3.7·10 ⁻²
3805.34	9	11	8.60·10 ⁻¹
3806.22	3	3	2.5·10 ⁻¹
3806.70	11	11	4.35·10 ⁻¹
3807.54	3	5	9.37·10 ⁻²
3810.76	5	3	1.94·10 ⁻¹
3813.88	13	11	6.62·10 ⁻²
3815.84	9	7	1.12
3817.64	11	11	7.7·10 ⁻²
3820.43	11	9	6.67·10 ⁻¹
3821.18	11	13	5.54·10 ⁻¹
3825.88	9	7	5.97·10 ⁻¹
3827.82	7	5	1.05
3834.22	7	5	4.52·10 ⁻¹
3836.33	5	5	3.29·10 ⁻¹
3839.26	9	9	2.35·10 ⁻¹
3840.44	5	3	4.70·10 ⁻¹
3841.05	5	3	1.36
3843.26	9	7	3.70·10 ⁻¹
3846.41	11	9	1.68·10 ⁻¹
3846.80	7	7	6.20·10 ⁻¹
3849.97	3	1	6.05·10 ⁻¹
3859.21	13	11	7.25·10 ⁻²
3859.91	9	9	9.69·10 ⁻²

λ Å	Weights		A 10^8 s^{-1}
	g_i	g_k	
3865.52	3	3	1.55·10 ⁻¹
3867.22	5	5	3.16·10 ⁻¹
3871.75	11	11	5.83·10 ⁻²
3872.50	5	5	1.05·10 ⁻¹
3873.76	11	9	6.57·10 ⁻²
3878.02	7	7	7.72·10 ⁻²
3878.67	9	7	7.02·10 ⁻²
3878.73	3	3	5.34·10 ⁻¹
3883.28	7	7	1.28·10 ⁻¹
3888.51	5	5	2.50·10 ⁻¹
3888.82	5	3	1.95·10 ⁻¹
3891.93	3	3	2.71·10 ⁻¹
3893.39	11	11	1.00·10 ⁻¹
3894.01	5	5	1.03·10 ⁻¹
3897.89	11	13	6.20·10 ⁻²
3900.52	7	7	7.9·10 ⁻²
3902.95	7	7	2.14·10 ⁻¹
3903.90	9	9	7.61·10 ⁻²
3906.75	5	7	7.05·10 ⁻²
3916.73	13	11	9.83·10 ⁻²
3918.42	3	1	4.22·10 ⁻¹
3918.64	7	7	1.17·10 ⁻¹
3925.94	1	3	1.67·10 ⁻¹
3926.01	7	7	7.26·10 ⁻²
3928.08	9	9	5.64·10 ⁻²
3935.81	5	5	1.14·10 ⁻¹
3941.28	5	5	9.1·10 ⁻²
3942.44	3	5	9.62·10 ⁻²
3946.99	9	11	3.91·10 ⁻²
3948.10	7	9	1.31·10 ⁻¹
3948.77	11	9	2.08·10 ⁻¹
3951.16	3	5	4.29·10 ⁻¹
3955.34	3	3	1.5·10 ⁻¹
3956.46	13	11	1.76·10 ⁻¹
3956.68	11	13	1.22·10 ⁻¹
3957.02	5	7	1.67·10 ⁻¹
3963.10	3	5	1.5·10 ⁻¹
3967.42	9	7	1.52·10 ⁻¹
3967.96	7	9	6.09·10 ⁻²
3969.26	9	7	2.26·10 ⁻¹
3971.32	11	9	4.97·10 ⁻²
3973.65	5	7	5.81·10 ⁻²
3976.61	3	5	1.20·10 ⁻¹
3983.96	9	7	5.72·10 ⁻²
3985.39	5	5	8.53·10 ⁻²
3996.96	9	9	7.95·10 ⁻²
3997.39	9	11	1.26·10 ⁻¹
3998.05	11	9	5.70·10 ⁻²
4005.24	7	5	2.04·10 ⁻¹
4006.31	11	9	5.1·10 ⁻²
4014.53	9	7	1.53·10 ⁻¹
4021.87	7	9	8.55·10 ⁻²
4024.73	7	9	8.09·10 ⁻²
4030.49	9	11	1.04·10 ⁻¹
4043.90	7	7	8.69·10 ⁻²
4045.59	9	7	7.39·10 ⁻²
4045.81	9	9	8.62·10 ⁻¹
4062.44	3	3	1.85·10 ⁻¹
4063.59	7	7	6.65·10 ⁻¹
4067.98	9	9	1.51·10 ⁻¹

λ Å	Weights		A 10^8 s^{-1}
	g_i	g_k	
4070.77	7	5	1.1·10 ⁻¹
4071.74	5	5	7.64·10 ⁻¹
4073.76	5	3	1.68·10 ⁻¹
4076.63	9	9	1.32·10 ⁻¹
4084.49	11	9	8.66·10 ⁻²
4085.30	7	7	8.92·10 ⁻²
4098.18	7	7	7.49·10 ⁻²
4107.49	5	3	1.74·10 ⁻¹
4109.80	3	3	1.51·10 ⁻¹
4112.96	11	13	1.1·10 ⁻¹
4118.55	11	13	4.96·10 ⁻¹
4125.62	9	11	9.9·10 ⁻²
4126.18	11	11	4.2·10 ⁻²
4127.61	1	3	1.43·10 ⁻¹
4132.06	5	7	1.18·10 ⁻¹
4132.90	3	5	7.70·10 ⁻²
4134.68	5	7	1.25·10 ⁻¹
4137.00	3	5	2.75·10 ⁻¹
4142.59	3	5	7.5·10 ⁻²
4143.41	9	9	2.70·10 ⁻¹
4143.87	7	9	1.33·10 ⁻¹
4149.37	11	13	4.23·10 ⁻²
4153.90	7	9	2.05·10 ⁻¹
4154.50	5	3	2.64·10 ⁻¹
4154.81	9	11	1.40·10 ⁻¹
4156.80	5	5	1.20·10 ⁻¹
4157.78	5	7	2.18·10 ⁻¹
4158.79	3	5	1.6·10 ⁻¹
4172.12	7	5	9.80·10 ⁻²
4175.64	3	5	1.14·10 ⁻¹
4181.75	5	7	2.32·10 ⁻¹
4184.89	5	5	1.03·10 ⁻¹
4187.04	7	5	2.15·10 ⁻¹
4187.80	9	7	1.52·10 ⁻¹
4191.43	5	3	2.73·10 ⁻¹
4195.33	11	11	1.11·10 ⁻¹
4196.21	7	7	1.09·10 ⁻¹
4198.25	9	9	1.47·10 ⁻¹
4198.30	11	9	8.03·10 ⁻²
4198.63	5	5	1.25·10 ⁻¹
4199.10	9	11	4.92·10 ⁻¹
4200.92	7	9	6.25·10 ⁻²
4202.03	9	9	8.22·10 ⁻²
4203.94	13	13	2.97·10 ⁻²
4203.98	3	5	7.37·10 ⁻²
4210.34	3	3	1.48·10 ⁻¹
4217.55	3	5	2.46·10 ⁻¹
4219.36	11	13	2.88·10 ⁻¹
4222.21	7	7	5.76·10 ⁻²
4224.17	9	11	1.06·10 ⁻¹
4224.51	3	5	6.81·10 ⁻²
4225.45	5	7	1.65·10 ⁻¹
4227.43	11	13	5.29·10 ⁻¹
4233.60	3	5	1.85·10 ⁻¹
4235.94	9	9	1.88·10 ⁻¹
4238.81	7	9	2.41·10 ⁻¹
4247.43	9	11	1.94·10 ⁻¹
4250.12	5	7	2.07·10 ⁻¹
4250.79	7	7	1.02·10 ⁻¹
4260.47	11	11	3.99·10 ⁻¹

λ Å	Weights		A 10^8 s^{-1}
	g_i	g_k	
4271.15	7	9	1.82·10 ⁻¹
4271.76	9	11	2.28·10 ⁻¹
4282.40	7	5	1.21·10 ⁻¹
4299.23	9	11	1.29·10 ⁻¹
4307.90	7	9	3.38·10 ⁻¹
4315.08	5	5	7.76·10 ⁻²
4325.76	5	7	5.16·10 ⁻¹
4327.10	5	5	1.12·10 ⁻¹
4369.77	9	9	6.09·10 ⁻²
4383.55	9	11	5.00·10 ⁻¹
4388.41	7	7	1.03·10 ⁻¹
4401.29	7	7	6.4·10 ⁻²
4404.75	7	9	2.75·10 ⁻¹
4415.12	5	7	1.19·10 ⁻¹
4433.22	5	3	2.1·10 ⁻¹
4443.19	1	3	1.02·10 ⁻¹
4455.03	9	7	4.1·10 ⁻²
4466.55	5	7	1.20·10 ⁻¹
4469.38	5	7	1.59·10 ⁻¹
4476.02	3	5	1.01·10 ⁻¹
4484.22	7	9	5.04·10 ⁻²
4485.68	3	3	1.1·10 ⁻¹
4528.61	7	9	5.44·10 ⁻²
4547.85	5	7	4.48·10 ⁻²
4556.13	7	5	1.05·10 ⁻¹
4619.29	7	5	5.2·10 ⁻²
4654.61	7	7	3.68·10 ⁻²
4667.45	7	9	6.03·10 ⁻²
4673.16	5	7	3.81·10 ⁻²
4678.85	7	9	4.97·10 ⁻²
4736.77	9	11	4.78·10 ⁻²
4789.65	5	7	4.57·10 ⁻²
4800.65	7	9	3.01·10 ⁻²
4859.74	5	3	1.62·10 ⁻¹
4871.32	7	5	2.44·10 ⁻¹
4872.14	3	3	2.54·10 ⁻¹
4878.21	1	3	1.21·10 ⁻¹
4890.76	5	5	2.25·10 ⁻¹
4891.49	9	7	3.08·10 ⁻¹
4903.31	3	5	6.58·10 ⁻²
4918.99	7	7	1.79·10 ⁻¹
4920.50	11	9	3.58·10 ⁻¹
4957.30	9	9	1.18·10 ⁻¹
4957.60	13	11	4.22·10 ⁻¹
4966.09	11	11	3.31·10 ⁻²
4973.10	3	3	1.1·10 ⁻¹
4978.60	5	3	1.19·10 ⁻¹
4985.25	5	5	1.48·10 ⁻¹
4988.95	7	7	5.2·10 ⁻²
5001.86	9	7	3.7·10 ⁻¹
5006.12	11	11	5.87·10 ⁻²
5014.94	7	5	2.64·10 ⁻¹
5021.59	7	9	6.18·10 ⁻²
5022.24	5	3	2.4·10 ⁻¹
5048.44	3	5	4.88·10 ⁻²
5068.77	9	7	3.37·10 ⁻²
5074.75	9	11	1.4·10 ⁻¹
5090.77	7	5	1.9·10 ⁻¹
5121.64	5	5	7.9·10 ⁻²
5137.38	11	9	1.0·10 ⁻¹

λ Å	Weights		A 10^8 s^{-1}
	g_i	g_k	
5139.25	7	5	9.16·10 ⁻²
5139.46	9	9	8.69·10 ⁻²
5184.27	5	7	3.8·10 ⁻²
5191.46	5	3	2.32·10 ⁻¹
5192.34	7	7	1.34·10 ⁻¹
5208.59	7	5	6.23·10 ⁻²
5215.18	5	3	1.10·10 ⁻¹
5226.86	5	5	1.36·10 ⁻¹
5232.94	9	11	1.94·10 ⁻¹
5235.39	9	7	3.75·10 ⁻²
5242.49	13	11	2.38·10 ⁻²
5263.31	5	5	6.36·10 ⁻²
5266.56	7	9	1.10·10 ⁻¹
5273.16	1	3	8.12·10 ⁻²
5281.79	5	7	5.00·10 ⁻²
5283.62	7	7	1.02·10 ⁻¹
5302.30	3	5	9.04·10 ⁻²
5324.18	9	9	2.06·10 ⁻¹
5339.93	5	7	6.36·10 ⁻²
5364.87	5	7	5.59·10 ⁻¹
5367.47	7	9	7.13·10 ⁻¹
5369.96	9	11	7.22·10 ⁻¹
5373.71	7	9	3.7·10 ⁻²
5383.37	11	13	7.81·10 ⁻¹
5393.17	7	9	4.91·10 ⁻²
5398.28	5	5	9.0·10 ⁻²
5404.15	9	11	6.92·10 ⁻¹
5410.91	7	9	6.33·10 ⁻¹
5415.20	11	13	7.67·10 ⁻¹
5463.28	9	9	2.9·10 ⁻¹
5473.90	7	7	5.2·10 ⁻²
5476.29	7	9	2.87·10 ⁻²
5476.56	9	9	8.70·10 ⁻²
5563.60	5	7	3.4·10 ⁻²
5569.62	5	3	2.34·10 ⁻¹
5572.84	7	5	2.28·10 ⁻¹
5576.09	3	1	2.5·10 ⁻¹
5586.76	9	7	2.19·10 ⁻¹
5594.66	9	9	5.20·10 ⁻²
5602.95	3	3	1.00·10 ⁻¹
5615.64	11	9	2.64·10 ⁻¹
5624.54	5	5	7.41·10 ⁻²
5633.95	11	13	7.7·10 ⁻²
5638.26	9	7	4.4·10 ⁻²
5649.99	3	5	5.1·10 ⁻²
5655.18	7	9	4.7·10 ⁻²
5658.82	7	7	4.34·10 ⁻²
5662.52	11	9	6.18·10 ⁻²
5679.02	5	7	3.7·10 ⁻²
5686.53	9	11	6.71·10 ⁻²
5705.99	7	9	6.1·10 ⁻²
5753.12	3	5	8.26·10 ⁻²
5762.99	5	7	9.6·10 ⁻²
5816.37	9	11	4.49·10 ⁻²
5905.67	5	3	1.1·10 ⁻¹
6301.50	5	5	6.43·10 ⁻²
6400.00	7	9	9.27·10 ⁻²
6411.65	5	7	4.43·10 ⁻²
6419.95	7	7	1.2·10 ⁻¹
6469.19	3	3	8.3·10 ⁻²

λ Å	Weights		A 10^8 s^{-1}
	g_i	g_k	
6496.47	5	5	7.8·10 ⁻²
6569.22	7	9	6.0·10 ⁻²
6633.75	7	7	3.44·10 ⁻²
6841.34	5	7	3.4·10 ⁻²
6855.16	7	9	2.86·10 ⁻²
7187.32	9	11	8.36·10 ⁻²
7511.02	11	11	1.35·10 ⁻¹
8220.38	13	11	1.69·10 ⁻¹
8699.45	7	9	4.08·10 ⁻²
9012.07	11	9	4.46·10 ⁻²
9401.11	9	11	2.64·10 ⁻²
9414.04	7	9	3.98·10 ⁻²
9443.80	5	7	6.39·10 ⁻²
9569.91	11	11	2.50·10 ⁻²
9626.50	9	9	4.51·10 ⁻²
9738.57	11	13	7.64·10 ⁻²
9763.38	3	5	5.42·10 ⁻²
9861.74	7	9	5.49·10 ⁻²
9889.04	9	11	2.22·10 ⁻²
22473.28	11	11	3.32·10 ⁻²
23566.67	9	11	2.21·10 ⁻²
24547.95	11	9	3.72·10 ⁻²
24729.10	13	11	5.08·10 ⁻²
<i>Fe II</i>			
1055.26	10	8	4.6·10 ⁻¹
1063.97	10	8	3.5·10 ⁻¹
1068.35	8	8	1.59
1071.58	6	8	1.14
1096.88	10	8	2.26
1112.05	10	12	2.0·10 ⁻¹
1121.97	10	8	1.92
1122.84	8	6	1.81
1125.45	10	8	1.03
1128.05	2	4	1.40
1130.44	6	8	3.1·10 ⁻¹
1133.40	8	10	2.6·10 ⁻¹
1133.67	10	8	3.1·10 ⁻¹
1138.63	8	8	5.5·10 ⁻¹
1142.37	10	8	2.6·10 ⁻¹
1143.23	10	10	9.8·10 ⁻¹
1144.94	10	12	3.52
1147.41	8	8	1.24
1148.28	8	10	3.35
1151.15	6	8	2.23
1267.42	8	6	9.3·10 ⁻¹
1272.61	6	4	3.3·10 ⁻¹
1371.02	14	12	1.74
1563.79	8	8	1.33
1580.63	8	10	5.8·10 ⁻¹
1608.45	10	8	1.91
1610.92	10	10	1.94·10 ⁻¹
1618.47	8	8	5.53·10 ⁻¹
1621.69	8	6	1.32
1623.09	8	8	1.99·10 ⁻¹
1625.52	8	10	4.04·10 ⁻¹
1625.91	6	8	1.02·10 ⁻¹
1629.16	6	6	8.66·10 ⁻¹
1631.13	6	4	6.93·10 ⁻¹
1633.91	6	8	3.85·10 ⁻¹

Atomic

λ Å	Weights		A 10^8 s^{-1}
	g_i	g_k	
1634.35	4	6	3.21·10 ⁻¹
1635.40	8	6	2.28
1636.33	4	4	9.63·10 ⁻¹
1637.40	10	8	3.57·10 ⁻¹
1639.40	2	4	6.85·10 ⁻¹
1641.76	6	4	1.76
1647.16	6	6	4.98·10 ⁻¹
1670.75	10	8	1.06
1676.86	8	8	6.75·10 ⁻²
1702.04	10	12	1.02
1761.37	8	8	1.42
1785.27	6	8	1.2·10 ¹
1786.75	6	6	1.2·10 ¹
1788.08	6	4	4.6
1818.52	8	8	5.70·10 ⁻²
2020.75	6	8	1.83·10 ⁻¹
2078.16	10	10	2.84·10 ⁻²
2162.02	10	10	2.54·10 ⁻¹
2182.36	10	8	8.6·10 ⁻²
2191.98	8	8	7.54·10 ⁻¹
2201.59	6	8	7.77·10 ⁻¹
2208.41	10	10	1.59
2209.03	10	8	1.27
2213.66	14	14	3.26·10 ⁻¹
2218.26	8	10	1.57
2220.38	12	12	4.19·10 ⁻¹
2228.73	6	8	1.59
2249.18	10	8	3.00·10 ⁻²
2253.13	8	8	4.41·10 ⁻²
2255.77	6	4	4.75·10 ⁻¹
2260.08	10	10	3.18·10 ⁻²
2267.59	6	8	3.69·10 ⁻²
2279.92	8	10	4.49·10 ⁻²
2327.40	6	4	6.55·10 ⁻¹
2327.88	10	12	1.08
2331.31	10	8	3.17·10 ⁻¹
2332.80	8	6	1.31
2338.01	4	4	1.13
2338.54	10	12	5.6·10 ⁻²
2343.50	10	8	1.73
2343.96	8	6	3.13·10 ⁻¹
2344.28	2	4	9.27·10 ⁻¹
2345.34	14	12	7.3·10 ⁻¹
2348.12	10	8	6.50·10 ⁻¹
2348.30	6	6	1.15
2351.20	12	10	7.19·10 ⁻¹
2351.67	6	6	1.80
2352.31	2	4	4.38
2353.47	12	14	4.98
2353.68	8	8	1.30
2354.48	10	8	8.13·10 ⁻¹
2354.89	6	4	2.67·10 ⁻¹
2359.11	4	6	5.0·10 ⁻¹
2359.60	10	10	2.25·10 ⁻¹
2360.00	10	10	3.59·10 ⁻¹
2360.29	8	6	6.23·10 ⁻¹
2360.53	6	8	2.22·10 ⁻¹
2361.73	8	8	2.40·10 ⁻¹
2362.02	8	8	1.41·10 ⁻¹
2363.86	8	10	5.3

λ Å	Weights		A 10^8 s^{-1}
	g_i	g_k	
2364.83	8	8	5.90·10 ⁻¹
2365.76	6	6	2.16
2366.59	6	6	1.01·10 ⁻¹
2366.88	8	10	3.51·10 ⁻²
2368.60	6	4	6.06·10 ⁻¹
2369.95	10	12	5.9
2370.50	4	4	1.73·10 ⁻¹
2373.74	10	10	4.25·10 ⁻¹
2375.19	4	2	9.81·10 ⁻¹
2376.43	12	14	6.4
2378.55	8	8	1.70·10 ⁻¹
2378.70	8	8	1.49·10 ⁻¹
2379.28	8	8	2.73·10 ⁻¹
2379.42	10	10	3.68·10 ⁻¹
2380.76	6	8	3.10·10 ⁻¹
2382.04	10	12	3.13
2382.36	4	6	3.19·10 ⁻²
2382.90	12	14	1.62·10 ⁻¹
2383.06	8	6	1.0·10 ⁻¹
2383.24	6	6	3.59·10 ⁻¹
2384.39	4	4	3.22·10 ⁻¹
2385.01	6	8	3.60·10 ⁻²
2388.39	10	12	2.02·10 ⁻¹
2388.63	8	8	1.05
2390.10	14	16	5.5
2390.76	6	6	1.17
2391.48	8	10	3.77·10 ⁻²
2394.00	12	10	9.4·10 ⁻²
2395.42	6	4	2.67·10 ⁻¹
2395.63	8	10	2.59
2396.72	10	12	2.15·10 ⁻¹
2399.24	6	6	1.39
2400.05	12	14	4.57
2401.29	6	8	1.89
2402.45	10	10	5.8·10 ⁻¹
2402.63	8	8	8.19·10 ⁻¹
2404.43	4	2	6.44·10 ⁻¹
2404.89	6	8	1.96
2406.66	4	4	1.61
2410.27	8	8	7.65·10 ⁻¹
2410.52	4	6	1.55
2411.07	2	2	2.37
2411.81	10	12	4.33
2412.01	6	8	1.66·10 ⁻¹
2413.31	2	4	1.02
2416.45	8	10	2.38
2417.87	12	12	9.5·10 ⁻¹
2418.44	6	8	2.28
2419.89	10	10	2.2·10 ⁻²
2422.69	6	8	1.46
2422.93	10	8	2.94·10 ⁻²
2423.21	4	6	1.40
2424.15	10	12	2.21
2424.39	6	8	1.61·10 ⁻¹
2424.59	6	6	1.24
2424.65	8	8	6.55·10 ⁻²
2428.36	8	10	2.68
2428.80	4	4	1.38
2429.04	2	4	1.23
2429.39	4	4	6.9·10 ⁻¹

λ Å	Weights		A 10^8 s^{-1}
	g_i	g_k	
2429.86	8	8	1.51
2430.08	8	10	1.91
2432.26	6	8	1.57
2432.87	14	14	2.86
2433.50	10	12	1.30·10 ⁻¹
2434.06	8	6	7.2·10 ⁻¹
2434.24	8	10	2.01
2434.73	12	12	2.79
2434.95	4	6	1.39
2435.00	8	8	2.02
2436.62	6	8	2.70
2439.30	12	14	2.25
2440.42	6	8	1.18
2441.13	10	10	8.95·10 ⁻¹
2442.38	10	12	2.75
2443.71	8	10	1.44
2444.52	6	8	2.78
2445.11	12	12	2.03
2445.57	4	6	2.07
2445.80	4	6	1.23
2446.11	8	8	1.06
2446.47	12	14	2.99·10 ⁻¹
2447.21	6	6	1.15
2447.33	4	2	2.56
2447.76	12	10	1.97
2449.96	4	4	1.24
2450.21	2	4	1.26
2453.98	8	10	1.31
2454.58	14	12	1.16
2455.71	8	8	1.01
2455.90	4	6	1.73
2457.10	6	4	4.71·10 ⁻¹
2458.78	10	12	2.31
2458.97	6	4	2.51
2460.44	10	12	5.39
2461.28	6	8	2.34
2461.86	8	10	2.43
2463.28	12	10	7.1·10 ⁻¹
2464.01	10	8	1.32
2464.91	6	4	2.22
2465.91	8	6	1.62
2466.50	2	4	2.40
2466.67	4	2	2.64
2466.82	6	4	1.77
2468.30	10	10	9.8·10 ⁻²
2469.37	10	8	2.23·10 ⁻²
2469.52	8	6	2.58
2470.41	6	6	6.0·10 ⁻¹
2470.67	8	6	1.54
2471.28	10	8	4.15·10 ⁻¹
2472.61	8	10	3.22
2473.32	2	2	2.74
2475.12	4	6	3.72
2475.54	6	8	3.18
2476.27	8	10	9.7·10 ⁻²
2477.35	8	8	1.70·10 ⁻¹
2478.57	6	6	9.1·10 ⁻¹
2480.16	10	8	1.55
2481.05	12	12	1.46·10 ⁻¹
2482.12	14	14	6.5·10 ⁻¹

λ Å	Weights		A 10^8 s^{-1}
	g_i	g_k	
2482.33	4	4	2.23
2482.66	12	10	1.25
2482.87	6	4	1.69
2483.72	8	10	$5.4 \cdot 10^{-1}$
2484.24	4	6	$8.3 \cdot 10^{-2}$
2484.44	8	8	2.16
2489.48	12	12	$5.1 \cdot 10^{-1}$
2489.83	12	12	1.94
2490.71	10	12	1.44
2490.86	8	8	$8.8 \cdot 10^{-1}$
2491.40	10	8	1.01
2492.34	10	12	$2.30 \cdot 10^{-1}$
2493.26	14	16	3.04
2493.88	6	6	1.74
2494.12	12	10	$2.97 \cdot 10^{-2}$
2497.82	6	6	1.68
2500.92	6	8	2.41
2501.35	2	2	1.48
2502.39	8	8	1.43
2503.33	12	12	$7.3 \cdot 10^{-1}$
2503.54	8	8	$3.32 \cdot 10^{-1}$
2503.57	10	10	$2.53 \cdot 10^{-1}$
2503.88	10	10	2.23
2506.09	10	10	$9.9 \cdot 10^{-1}$
2506.80	8	10	1.98
2508.34	8	10	$3.79 \cdot 10^{-1}$
2510.57	8	8	$1.54 \cdot 10^{-1}$
2511.76	8	10	2.30
2513.15	10	8	$2.49 \cdot 10^{-1}$
2514.38	8	8	2.11
2517.14	2	4	$9.2 \cdot 10^{-1}$
2519.05	8	6	2.10
2521.09	6	4	2.05
2521.82	8	8	2.36
2525.39	14	14	1.91
2525.92	8	8	$7.4 \cdot 10^{-1}$
2526.08	10	8	$3.52 \cdot 10^{-1}$
2526.29	6	6	2.47
2527.10	12	10	$3.67 \cdot 10^{-1}$
2527.71	10	8	$9.1 \cdot 10^{-1}$
2528.68	10	8	$2.3 \cdot 10^{-2}$
2529.08	4	6	1.80
2529.23	12	10	$3.27 \cdot 10^{-1}$
2529.55	10	10	2.20
2530.10	4	6	$6.6 \cdot 10^{-1}$
2533.63	12	12	1.92
2534.42	8	8	1.83
2535.36	6	4	2.46
2535.49	10	8	$7.47 \cdot 10^{-1}$
2536.67	12	12	$5.7 \cdot 10^{-1}$
2536.81	10	10	1.69
2536.84	12	14	$6.8 \cdot 10^{-1}$
2537.14	10	10	1.44
2538.21	14	12	1.26
2538.40	6	8	$3.7 \cdot 10^{-2}$
2538.50	8	6	$5.9 \cdot 10^{-1}$
2538.68	6	8	$7.4 \cdot 10^{-1}$
2538.91	10	8	1.28
2538.99	14	12	1.93
2539.81	8	8	$5.6 \cdot 10^{-2}$

λ Å	Weights		A 10^8 s^{-1}
	g_i	g_k	
2540.52	2	2	1.26
2540.66	6	8	1.70
2541.10	8	6	$9.6 \cdot 10^{-1}$
2541.84	8	6	$8.2 \cdot 10^{-1}$
2542.74	2	2	1.61
2543.38	10	12	$6.7 \cdot 10^{-1}$
2543.43	6	4	$8.3 \cdot 10^{-1}$
2544.97	4	6	$3.93 \cdot 10^{-1}$
2545.22	8	10	$5.3 \cdot 10^{-1}$
2545.44	8	10	$1.52 \cdot 10^{-1}$
2546.67	8	8	$7.98 \cdot 10^{-1}$
2547.34	8	8	$2.28 \cdot 10^{-1}$
2548.32	4	6	$2.69 \cdot 10^{-1}$
2548.59	10	10	$2.67 \cdot 10^{-1}$
2548.74	4	2	2.43
2548.92	12	10	$6.0 \cdot 10^{-1}$
2549.08	10	8	1.89
2549.40	4	4	1.65
2549.46	6	6	1.12
2549.77	8	6	$2.35 \cdot 10^{-1}$
2550.03	10	10	1.74
2550.15	8	10	$3.91 \cdot 10^{-1}$
2550.57	12	12	$1.6 \cdot 10^{-2}$
2550.68	12	12	1.07
2551.20	10	8	$2.48 \cdot 10^{-1}$
2554.94	8	8	$2.6 \cdot 10^{-2}$
2555.07	6	8	$1.96 \cdot 10^{-1}$
2555.45	4	6	$2.49 \cdot 10^{-1}$
2557.08	8	10	$2.8 \cdot 10^{-2}$
2557.51	10	8	$1.53 \cdot 10^{-1}$
2559.24	8	8	$6.4 \cdot 10^{-2}$
2559.77	6	8	$2.42 \cdot 10^{-1}$
2559.93	6	8	$2.47 \cdot 10^{-1}$
2560.28	4	4	1.77
2562.09	4	2	1.62
2562.54	8	6	1.79
2563.48	6	4	1.51
2566.22	8	10	2.61
2566.40	8	6	2.29
2566.62	10	12	$7.1 \cdot 10^{-2}$
2566.91	4	2	1.15
2568.41	2	4	$4.77 \cdot 10^{-1}$
2568.89	8	8	$2.8 \cdot 10^{-2}$
2569.78	2	4	1.11
2570.85	8	6	1.84
2571.55	10	10	$2.89 \cdot 10^{-2}$
2572.97	6	8	$7.89 \cdot 10^{-2}$
2573.21	8	10	$1.42 \cdot 10^{-1}$
2573.76	8	8	$2.3 \cdot 10^{-2}$
2574.37	6	4	2.43
2576.86	10	12	1.32
2577.92	2	2	1.24
2581.11	6	6	$7.61 \cdot 10^{-2}$
2582.41	6	8	$2.22 \cdot 10^{-1}$
2582.58	4	4	$8.80 \cdot 10^{-1}$
2583.05	8	10	$2.16 \cdot 10^{-2}$
2585.62	10	10	$3.09 \cdot 10^{-1}$
2585.88	10	8	$8.94 \cdot 10^{-1}$
2586.06	6	4	$5.8 \cdot 10^{-2}$
2587.95	8	10	1.69

λ Å	Weights		A 10^8 s^{-1}
	g_i	g_k	
2588.19	2	2	$1.5 \cdot 10^{-1}$
2588.80	8	8	$8.4 \cdot 10^{-2}$
2590.55	4	6	$7.9 \cdot 10^{-2}$
2591.54	6	6	$5.72 \cdot 10^{-1}$
2592.79	14	16	2.74
2593.73	2	4	$1.63 \cdot 10^{-1}$
2594.96	8	8	$1.0 \cdot 10^{-1}$
2598.37	8	6	1.43
2599.40	10	10	2.35
2604.05	8	8	$1.49 \cdot 10^{-1}$
2605.04	6	8	2.34
2605.31	4	4	1.99
2605.43	6	6	$3.40 \cdot 10^{-1}$
2605.90	4	2	1.27
2606.52	6	6	2.31
2607.09	6	4	1.73
2608.85	10	8	$5.0 \cdot 10^{-2}$
2609.13	8	10	$2.77 \cdot 10^{-1}$
2609.44	6	8	$6.0 \cdot 10^{-2}$
2609.87	8	8	$1.34 \cdot 10^{-1}$
2611.07	4	6	$7.28 \cdot 10^{-2}$
2611.87	8	8	1.20
2613.57	10	12	$2.0 \cdot 10^{-2}$
2613.82	4	2	2.12
2614.19	8	10	$3.3 \cdot 10^{-2}$
2614.59	10	8	$3.37 \cdot 10^{-2}$
2614.87	8	6	$3.5 \cdot 10^{-2}$
2617.62	6	6	$4.88 \cdot 10^{-1}$
2619.08	10	10	$2.48 \cdot 10^{-1}$
2620.17	6	6	$1.1 \cdot 10^{-1}$
2620.41	4	4	$4.30 \cdot 10^{-2}$
2620.70	8	8	$3.43 \cdot 10^{-1}$
2621.67	2	2	$5.60 \cdot 10^{-1}$
2623.13	14	14	$8.8 \cdot 10^{-2}$
2623.72	6	6	$1.92 \cdot 10^{-1}$
2625.49	12	14	2.55
2625.67	8	10	$3.52 \cdot 10^{-1}$
2626.50	4	6	$3.48 \cdot 10^{-1}$
2626.70	8	8	$1.94 \cdot 10^{-2}$
2628.29	2	4	$8.74 \cdot 10^{-1}$
2628.58	6	6	$3.4 \cdot 10^{-2}$
2629.59	6	8	$7.2 \cdot 10^{-1}$
2630.07	4	6	$5.1 \cdot 10^{-1}$
2631.05	4	6	$8.16 \cdot 10^{-1}$
2631.32	6	8	$6.29 \cdot 10^{-1}$
2631.61	10	12	$6.6 \cdot 10^{-1}$
2633.20	6	4	1.21
2636.70	4	4	$8.8 \cdot 10^{-2}$
2637.50	6	6	$6.2 \cdot 10^{-1}$
2637.64	2	4	$6.6 \cdot 10^{-1}$
2639.57	2	2	$8.0 \cdot 10^{-1}$
2641.12	4	4	$3.7 \cdot 10^{-2}$
2642.01	6	6	$2.29 \cdot 10^{-1}$
2646.21	12	10	$1.44 \cdot 10^{-2}$
2649.47	6	8	1.98
2650.48	6	8	1.60
2652.57	10	8	$4.45 \cdot 10^{-2}$
2654.63	4	4	$8.1 \cdot 10^{-1}$
2657.92	10	10	$3.2 \cdot 10^{-2}$
2658.25	8	8	$2.12 \cdot 10^{-1}$

λ Å	Weights		A 10^8 s^{-1}
	g_i	g_k	
2662.56	2	2	1.33
2664.66	8	10	1.91
2666.64	6	8	1.87
2667.22	4	6	1.02
2669.93	2	4	$5.2 \cdot 10^{-1}$
2670.38	6	8	$6.0 \cdot 10^{-2}$
2671.39	2	4	$6.5 \cdot 10^{-1}$
2680.23	6	8	$1.10 \cdot 10^{-1}$
2682.51	8	10	$9.2 \cdot 10^{-1}$
2683.00	4	6	$7.3 \cdot 10^{-1}$
2684.75	8	10	1.57
2691.74	10	8	$5.04 \cdot 10^{-2}$
2692.60	10	12	1.40
2693.86	8	6	$4.2 \cdot 10^{-2}$
2697.33	4	4	$2.48 \cdot 10^{-1}$
2697.46	4	2	1.65
2697.73	10	8	$2.6 \cdot 10^{-2}$
2699.20	4	4	$6.2 \cdot 10^{-1}$
2703.99	8	8	1.38
2704.58	8	8	$1.66 \cdot 10^{-2}$
2707.13	4	6	$8.3 \cdot 10^{-1}$
2709.06	4	6	$3.88 \cdot 10^{-1}$
2711.84	12	14	$4.36 \cdot 10^{-1}$
2712.39	10	12	$1.29 \cdot 10^{-1}$
2714.41	8	6	$5.70 \cdot 10^{-1}$
2716.22	6	6	1.15
2716.44	6	6	$2.8 \cdot 10^{-2}$
2716.57	14	12	1.35
2717.88	16	14	1.51
2718.64	10	8	1.18
2719.30	6	8	$4.44 \cdot 10^{-1}$
2721.81	12	10	$5.1 \cdot 10^{-2}$
2722.06	8	8	$1.42 \cdot 10^{-1}$
2722.74	6	8	$8.2 \cdot 10^{-1}$
2724.88	6	6	$9.58 \cdot 10^{-2}$
2726.52	6	8	$5.0 \cdot 10^{-2}$
2727.38	12	10	$3.12 \cdot 10^{-1}$
2727.54	6	4	$9.38 \cdot 10^{-1}$
2728.91	8	10	$1.25 \cdot 10^{-1}$
2730.73	4	4	$2.79 \cdot 10^{-1}$
2732.01	10	8	$7.05 \cdot 10^{-2}$
2732.94	8	6	$9.5 \cdot 10^{-1}$
2736.97	4	2	1.22
2739.55	8	8	2.21
2741.39	6	6	$2.03 \cdot 10^{-1}$
2743.20	2	4	1.97
2744.90	6	8	$3.62 \cdot 10^{-2}$
2746.48	4	6	2.05
2746.98	6	6	1.69
2749.18	4	4	1.21
2749.32	6	8	2.16
2749.49	2	2	1.16
2750.01	10	10	$1.8 \cdot 10^{-2}$
2751.13	4	4	$2.92 \cdot 10^{-1}$
2752.15	4	4	$7.7 \cdot 10^{-1}$
2753.29	10	12	1.89
2754.89	8	6	1.21
2755.74	8	10	2.15
2756.51	6	8	$7.3 \cdot 10^{-2}$
2757.03	10	8	$8.07 \cdot 10^{-2}$

λ Å	Weights		A 10^8 s^{-1}
	g_i	g_k	
2761.81	2	4	$1.38 \cdot 10^{-1}$
2762.33	6	6	$6.0 \cdot 10^{-1}$
2762.45	6	4	$3.3 \cdot 10^{-2}$
2763.66	14	12	1.34
2763.91	8	6	$2.9 \cdot 10^{-2}$
2764.79	12	12	$1.1 \cdot 10^{-2}$
2765.13	10	8	1.47
2767.50	12	14	1.58
2768.93	4	6	$4.75 \cdot 10^{-2}$
2769.15	8	10	$6.6 \cdot 10^{-2}$
2769.35	12	14	$2.07 \cdot 10^{-1}$
2770.50	12	10	$4.08 \cdot 10^{-2}$
2771.19	10	12	$4.3 \cdot 10^{-2}$
2774.69	2	4	$2.73 \cdot 10^{-1}$
2776.18	6	8	$2.66 \cdot 10^{-2}$
2776.91	8	8	$4.08 \cdot 10^{-1}$
2779.30	10	8	1.00
2779.91	2	4	$2.56 \cdot 10^{-1}$
2780.05	2	2	$3.3 \cdot 10^{-1}$
2783.69	12	10	1.06
2784.28	2	4	$3.4 \cdot 10^{-2}$
2785.19	12	10	1.53
2787.24	8	6	$1.83 \cdot 10^{-1}$
2790.56	8	10	$2.1 \cdot 10^{-2}$
2793.89	10	12	$1.26 \cdot 10^{-1}$
2796.63	10	10	$2.0 \cdot 10^{-1}$
2797.92	10	10	$3.2 \cdot 10^{-2}$
2799.29	10	8	$1.55 \cdot 10^{-1}$
2805.32	4	6	$2.5 \cdot 10^{-2}$
2805.79	8	8	$3.22 \cdot 10^{-2}$
2809.78	8	8	$3.10 \cdot 10^{-1}$
2811.27	12	10	$1.2 \cdot 10^{-2}$
2812.49	4	4	$2.9 \cdot 10^{-2}$
2813.61	8	10	$3.40 \cdot 10^{-2}$
2817.09	6	4	$3.37 \cdot 10^{-1}$
2819.34	12	12	$9.7 \cdot 10^{-3}$
2826.03	8	6	$4.5 \cdot 10^{-2}$
2827.43	12	14	$2.4 \cdot 10^{-2}$
2828.63	12	10	$6.9 \cdot 10^{-2}$
2831.56	4	6	$7.6 \cdot 10^{-1}$
2833.09	6	6	$4.55 \cdot 10^{-1}$
2835.71	4	6	$5.1 \cdot 10^{-1}$
2836.19	4	4	$5.4 \cdot 10^{-2}$
2836.51	2	4	$9.8 \cdot 10^{-2}$
2837.30	10	12	$1.9 \cdot 10^{-2}$
2838.22	4	2	$8.6 \cdot 10^{-1}$
2839.51	10	8	1.47
2839.80	8	10	$5.8 \cdot 10^{-1}$
2840.34	12	12	$7.7 \cdot 10^{-2}$
2840.65	2	4	$7.6 \cdot 10^{-1}$
2840.76	10	12	$1.49 \cdot 10^{-1}$
2842.08	8	8	$1.5 \cdot 10^{-2}$
2843.32	10	10	$1.40 \cdot 10^{-2}$
2843.48	4	6	$9.6 \cdot 10^{-2}$
2844.96	2	2	$5.5 \cdot 10^{-1}$
2845.60	8	6	1.57
2847.77	4	4	$5.1 \cdot 10^{-1}$
2848.11	6	6	$9.9 \cdot 10^{-1}$
2848.32	6	4	1.59
2848.91	12	10	$5.3 \cdot 10^{-2}$

λ Å	Weights		A 10^8 s^{-1}
	g_i	g_k	
2849.61	10	12	$4.6 \cdot 10^{-2}$
2853.21	6	6	$2.3 \cdot 10^{-2}$
2855.67	8	10	$9.2 \cdot 10^{-2}$
2856.15	10	10	$5.0 \cdot 10^{-2}$
2856.38	6	8	$4.42 \cdot 10^{-1}$
2856.91	8	8	1.32
2857.17	6	8	$1.22 \cdot 10^{-1}$
2857.42	6	6	$2.0 \cdot 10^{-2}$
2858.34	10	12	$4.85 \cdot 10^{-1}$
2864.97	8	8	$4.3 \cdot 10^{-2}$
2869.16	8	10	$1.4 \cdot 10^{-2}$
2869.31	4	6	$4.04 \cdot 10^{-1}$
2871.06	10	12	$2.2 \cdot 10^{-2}$
2871.13	12	10	$3.0 \cdot 10^{-2}$
2872.38	10	8	$1.70 \cdot 10^{-1}$
2873.40	8	10	$4.56 \cdot 10^{-1}$
2875.35	8	10	$1.35 \cdot 10^{-1}$
2876.80	8	8	$9.56 \cdot 10^{-2}$
2879.25	10	8	$3.6 \cdot 10^{-2}$
2880.76	8	8	$2.21 \cdot 10^{-2}$
2883.71	12	14	$1.48 \cdot 10^{-1}$
2884.76	6	8	$2.46 \cdot 10^{-1}$
2885.93	14	12	$3.8 \cdot 10^{-2}$
2888.10	4	6	$6.1 \cdot 10^{-2}$
2894.78	10	12	$5.7 \cdot 10^{-2}$
2895.22	8	10	$1.09 \cdot 10^{-1}$
2897.27	6	4	$1.8 \cdot 10^{-1}$
2902.46	10	10	$3.2 \cdot 10^{-2}$
2906.12	2	4	$4.4 \cdot 10^{-2}$
2910.76	8	8	$1.5 \cdot 10^{-2}$
2917.08	6	8	$2.7 \cdot 10^{-2}$
2922.02	8	10	$3.8 \cdot 10^{-2}$
2926.59	8	10	$5.1 \cdot 10^{-2}$
2944.40	4	2	$3.5 \cdot 10^{-1}$
2947.65	6	4	$2.01 \cdot 10^{-1}$
2949.18	10	8	$2.45 \cdot 10^{-1}$
2953.77	6	8	$5.2 \cdot 10^{-2}$
2954.05	8	8	$1.2 \cdot 10^{-2}$
2959.60	8	6	$9.7 \cdot 10^{-2}$
2959.84	8	6	$1.36 \cdot 10^{-1}$
2964.13	8	6	$4.6 \cdot 10^{-2}$
2964.62	2	2	$6.5 \cdot 10^{-2}$
2965.03	4	4	$9.43 \cdot 10^{-2}$
2969.94	8	6	$2.28 \cdot 10^{-1}$
2970.52	4	6	$2.70 \cdot 10^{-2}$
2970.69	10	8	$4.15 \cdot 10^{-2}$
2982.06	4	6	$2.41 \cdot 10^{-1}$
2984.82	6	6	$4.29 \cdot 10^{-1}$
2985.54	2	4	$2.39 \cdot 10^{-1}$
2997.30	6	8	$8.6 \cdot 10^{-2}$
3000.06	8	6	$3.0 \cdot 10^{-2}$
3002.32	6	8	$2.0 \cdot 10^{-2}$
3002.65	4	6	$1.79 \cdot 10^{-1}$
3036.96	6	6	$2.22 \cdot 10^{-1}$
3044.84	8	10	$1.2 \cdot 10^{-2}$
3048.99	4	4	$3.84 \cdot 10^{-1}$
3056.80	14	12	$1.7 \cdot 10^{-2}$
3062.24	12	10	$1.36 \cdot 10^{-1}$
3065.32	6	6	$2.9 \cdot 10^{-2}$
3070.69	10	8	$1.28 \cdot 10^{-2}$

λ Å	Weights		A 10^8 s^{-1}
	g_i	g_k	
3071.12	2	4	$2.59 \cdot 10^{-1}$
3076.44	4	6	$3.75 \cdot 10^{-1}$
3077.17	14	12	$1.35 \cdot 10^{-1}$
3078.68	6	8	$5.5 \cdot 10^{-1}$
3089.38	6	8	$2.2 \cdot 10^{-2}$
3096.29	8	8	$1.9 \cdot 10^{-2}$
3105.17	4	2	$7.5 \cdot 10^{-2}$
3105.55	2	2	$7.0 \cdot 10^{-2}$
3106.57	8	8	$1.88 \cdot 10^{-2}$
3114.30	4	4	$6.4 \cdot 10^{-2}$
3114.69	2	4	$2.5 \cdot 10^{-2}$
3116.58	6	4	$5.5 \cdot 10^{-2}$
3133.05	4	6	$1.5 \cdot 10^{-2}$
3135.36	6	6	$8.8 \cdot 10^{-2}$
3144.75	8	6	$2.7 \cdot 10^{-2}$
3154.20	10	10	$2.06 \cdot 10^{-1}$
3162.80	8	8	$5.5 \cdot 10^{-2}$
3167.86	8	8	$1.59 \cdot 10^{-1}$
3177.53	8	8	$1.74 \cdot 10^{-1}$
3179.50	6	8	$1.11 \cdot 10^{-1}$
3180.15	4	6	$7.7 \cdot 10^{-2}$
3186.74	4	4	$3.85 \cdot 10^{-2}$
3187.30	10	10	$5.0 \cdot 10^{-2}$
3192.91	6	6	$1.27 \cdot 10^{-2}$
3193.80	2	2	$5.4 \cdot 10^{-2}$
3193.86	8	8	$3.86 \cdot 10^{-2}$
3196.07	6	8	$1.61 \cdot 10^{-2}$
3210.44	2	4	$3.63 \cdot 10^{-2}$
3213.31	4	6	$6.12 \cdot 10^{-2}$
3227.74	6	8	$8.9 \cdot 10^{-2}$
3231.71	6	8	$1.4 \cdot 10^{-2}$
3232.78	8	6	$5.0 \cdot 10^{-2}$
3237.82	2	4	$6.8 \cdot 10^{-2}$
3243.72	10	8	$5.1 \cdot 10^{-2}$
3247.17	4	6	$7.1 \cdot 10^{-2}$
3258.77	6	8	$9.39 \cdot 10^{-2}$
3259.05	8	10	$6.7 \cdot 10^{-2}$
3276.60	6	8	$1.0 \cdot 10^{-2}$
3289.35	8	8	$2.1 \cdot 10^{-2}$
3323.06	8	10	$1.4 \cdot 10^{-2}$
3366.97	8	6	$2.2 \cdot 10^{-2}$
3381.01	6	4	$3.0 \cdot 10^{-2}$
3453.62	8	10	$8.5 \cdot 10^{-3}$
3468.68	8	8	$2.0 \cdot 10^{-2}$
3493.47	10	10	$3.2 \cdot 10^{-2}$
3621.27	2	4	$2.2 \cdot 10^{-2}$
3748.48	6	4	$3.4 \cdot 10^{-2}$
3759.46	4	2	$3.2 \cdot 10^{-2}$
3906.04	6	8	$1.1 \cdot 10^{-2}$
3935.96	8	10	$8.3 \cdot 10^{-3}$
3938.97	4	6	$8.4 \cdot 10^{-3}$
4233.17	6	8	$7.22 \cdot 10^{-3}$
4522.63	6	4	$8.4 \cdot 10^{-3}$
4549.19	4	6	$9.2 \cdot 10^{-3}$
4549.47	8	6	$1.00 \cdot 10^{-2}$
4583.84	10	8	$7.22 \cdot 10^{-3}$
4635.32	6	8	$1.0 \cdot 10^{-2}$
4923.93	6	4	$4.28 \cdot 10^{-2}$
4990.51	6	8	$5.2 \cdot 10^{-1}$
5001.96	12	14	1.57

λ Å	Weights		A 10^8 s^{-1}
	g_i	g_k	
5018.44	6	6	$2.0 \cdot 10^{-2}$
5030.63	10	10	$7.1 \cdot 10^{-1}$
5035.71	10	12	$9.4 \cdot 10^{-1}$
5144.35	4	6	$8.5 \cdot 10^{-1}$
5149.47	8	10	$9.0 \cdot 10^{-1}$
5169.03	6	8	$4.22 \cdot 10^{-2}$
5197.58	6	4	$5.4 \cdot 10^{-3}$
5227.48	12	14	1.22
5247.95	4	6	1.43
5251.23	6	8	$8.0 \cdot 10^{-1}$
5264.18	8	10	$4.76 \cdot 10^{-1}$
5272.40	6	6	$3.9 \cdot 10^{-3}$
5276.00	10	8	$3.76 \cdot 10^{-3}$
5306.18	6	8	$3.28 \cdot 10^{-1}$
5316.22	14	14	$3.69 \cdot 10^{-1}$
5316.62	12	10	$3.89 \cdot 10^{-3}$
5387.06	12	14	$5.2 \cdot 10^{-1}$
5395.86	6	8	$5.5 \cdot 10^{-1}$
5402.06	10	12	$5.6 \cdot 10^{-1}$
5427.83	12	10	$5.9 \cdot 10^{-3}$
5429.99	8	10	$6.0 \cdot 10^{-1}$
5465.93	6	8	$6.2 \cdot 10^{-1}$
5482.31	10	12	$4.78 \cdot 10^{-1}$
5493.83	8	10	$4.01 \cdot 10^{-1}$
5506.19	12	14	1.14
5510.78	10	12	$2.28 \cdot 10^{-1}$
5529.05	6	6	$2.01 \cdot 10^{-1}$
5544.76	12	12	$2.49 \cdot 10^{-1}$
5783.63	8	10	$4.62 \cdot 10^{-1}$
5885.01	4	6	$6.4 \cdot 10^{-1}$
5902.83	8	10	$4.98 \cdot 10^{-1}$
5955.70	6	8	$4.19 \cdot 10^{-1}$
5961.71	10	12	$7.4 \cdot 10^{-1}$
5965.62	10	10	$2.19 \cdot 10^{-1}$
6175.15	8	8	$1.8 \cdot 10^{-3}$
6305.30	10	10	$1.4 \cdot 10^{-3}$
6331.95	6	8	$1.8 \cdot 10^{-3}$
6446.41	8	10	$1.3 \cdot 10^{-3}$
6456.38	8	6	$1.7 \cdot 10^{-3}$
<i>Fe III</i>			
1843.4	9	7	4.8
1844.3	7	5	4.9
1846.9	5	3	5.5
1854.38	3	1	5.7
1865.20	7	7	6.1
1893.98	11	9	5.5
1896.80	13	11	5.0
1904.3	5	5	5.7
1907.58	15	13	5.3
1915.08	13	15	6.0
1922.79	11	13	5.5
1930.39	9	11	5.1
1931.51	9	11	5.3
1937.35	7	9	5.1
1943.48	5	7	5.0
1950.33	13	15	5.5
1951.01	11	11	5.3
1952.65	9	9	4.9
1953.32	7	7	5.1

λ Å	Weights		A 10^8 s^{-1}
	g_i	g_k	
1987.50	13	13	4.9
<i>Fe VII</i>			
150.807	5	7	$1.3 \cdot 10^3$
150.852	7	9	$1.3 \cdot 10^3$
151.023	9	11	$1.6 \cdot 10^3$
151.046	7	7	$2.2 \cdot 10^2$
151.145	9	9	$2.1 \cdot 10^2$
151.432	5	7	$2.2 \cdot 10^2$
151.512	5	5	$5.3 \cdot 10^2$
151.675	7	7	$3.9 \cdot 10^2$
151.782	9	9	$2.3 \cdot 10^2$
154.307	3	1	$8.9 \cdot 10^2$
154.335	5	7	$1.2 \cdot 10^3$
154.363	3	3	$4.2 \cdot 10^2$
154.565	5	3	$3.5 \cdot 10^2$
154.650	5	5	$8.8 \cdot 10^2$
154.848	1	3	$7.7 \cdot 10^2$
154.921	3	5	$9.7 \cdot 10^2$
154.941	3	3	$2.4 \cdot 10^2$
154.949	5	7	$1.0 \cdot 10^3$
155.994	9	11	$1.8 \cdot 10^3$
158.481	9	9	$2.3 \cdot 10^2$
165.087	1	3	$6.9 \cdot 10^2$
165.919	7	5	$2.8 \cdot 10^3$
166.365	9	7	$2.9 \cdot 10^3$
173.441	9	9	$3.6 \cdot 10^3$
176.744	9	9	$2.7 \cdot 10^3$
176.928	7	7	$2.4 \cdot 10^3$
177.172	5	5	$1.5 \cdot 10^3$
235.221	5	3	$1.7 \cdot 10^2$
240.053	3	1	$1.3 \cdot 10^2$
243.379	9	7	$2.1 \cdot 10^2$
<i>Fe VIII</i>			
112.472	4	4	$3.6 \cdot 10^2$
112.486	6	6	$4.3 \cdot 10^2$
116.196	4	6	$4.5 \cdot 10^2$
117.197	6	8	$3.8 \cdot 10^2$
167.486	4	4	$3.0 \cdot 10^3$
168.172	6	6	$3.1 \cdot 10^3$
168.545	6	4	$2.0 \cdot 10^3$
168.929	4	2	$2.1 \cdot 10^3$
185.213	6	8	$1.0 \cdot 10^3$
186.601	4	6	$9.4 \cdot 10^2$
<i>Fe X</i>			
76.822	2	2	$1.8 \cdot 10^3$
77.865	4	6	$1.6 \cdot 10^3$
100.026	8	10	$2.6 \cdot 10^3$
101.733	6	8	$1.8 \cdot 10^3$
101.846	4	6	$1.7 \cdot 10^3$
102.095	10	12	$2.9 \cdot 10^3$
102.192	10	12	$2.9 \cdot 10^3$
102.829	4	6	$2.1 \cdot 10^3$
103.319	6	8	$2.6 \cdot 10^3$
103.724	6	8	$1.7 \cdot 10^3$
104.638	8	10	$2.1 \cdot 10^3$
174.534	4	6	$1.8 \cdot 10^3$
175.266	2	4	$1.72 \cdot 10^3$

Atomic

λ Å	Weights		A 10^8 s^{-1}
	g_i	g_k	
<i>Fe XI</i>			
72.166	5	7	2.9·10 ³
72.310	5	5	1.5·10 ³
72.635	5	7	1.6·10 ³
91.394	5	7	2.6·10 ³
91.472	7	9	2.5·10 ³
91.63	3	5	2.3·10 ³
91.63	7	9	3.4·10 ³
91.63	5	7	2.8·10 ³
91.733	9	11	4.1·10 ³
92.81	9	11	3.7·10 ³
92.87	11	13	3.9·10 ³
93.433	9	11	3.2·10 ³
179.762	5	7	1.67·10 ³
<i>Fe XII</i>			
65.905	4	4	2.0·10 ³
66.526	6	8	1.7·10 ³
66.960	4	6	1.6·10 ³
67.164	4	2	1.1·10 ³
67.821	4	6	1.4·10 ³
68.382	2	4	1.7·10 ³
80.541	6	6	8.7·10 ²
81.943	6	4	1.4·10 ³
82.226	4	2	1.9·10 ³
84.48	4	6	4.5·10 ³
84.48	8	10	4.9·10 ³
84.52	10	12	5.2·10 ³
84.52	6	8	4.0·10 ³
84.85	6	8	2.3·10 ³
85.14	8	10	3.4·10 ³
85.477	10	12	4.6·10 ³
186.880	6	8	1.0·10 ³
192.394	4	2	9.0·10 ²
193.509	4	4	9.1·10 ²
195.119	4	6	8.6·10 ²
<i>Fe XIII</i>			
62.353	1	3	2.0·10 ³
62.46	5	7	1.2·10 ³
62.699	3	5	2.3·10 ³
63.188	5	7	3.9·10 ³
64.139	1	3	2.1·10 ³
74.845	5	5	1.0·10 ³
75.892	5	3	7.7·10 ²
76.117	5	3	2.1·10 ³
78.452	9	11	6.3·10 ³
84.270	7	9	5.5·10 ³
107.384	7	5	1.8·10 ³
<i>Fe XIV</i>			
72.80	10	12	7.9·10 ³
76.022	4	6	6.6·10 ³
76.152	6	8	7.0·10 ³
190	6	8	2.8·10 ²
211.316	2	4	3.6·10 ²
216	6	8	1.7·10 ²
217	6	8	4.0·10 ²
217	6	6	2.6·10 ²

λ \AA	Weights		A 10^8 s^{-1}
	g_i	g_k	
219	2	4	$4.8 \cdot 10^2$
219	4	6	$2.4 \cdot 10^2$
219.123	4	6	$3.9 \cdot 10^2$
220	4	4	$3.2 \cdot 10^2$
221	4	6	$5.9 \cdot 10^2$
226	2	4	$3.9 \cdot 10^2$
264.787	4	4	$3.38 \cdot 10^2$
268	6	6	$2.1 \cdot 10^2$
280	4	6	$2.8 \cdot 10^2$
283	6	8	$2.7 \cdot 10^2$
288.45	6	4	$1.6 \cdot 10^2$
<i>Fe XV</i>			
38.95	1	3	$1.69 \cdot 10^3$
52.911	1	3	$2.94 \cdot 10^3$
59.404	3	5	$3.4 \cdot 10^3$
63.959	5	7	$1.6 \cdot 10^3$
65.370	1	3	$3.2 \cdot 10^2$
65.612	3	3	$9.8 \cdot 10^2$
66.238	5	3	$1.6 \cdot 10^3$
68.860	9	11	$9.2 \cdot 10^3$
69.7	3	1	$1.9 \cdot 10^3$
69.942	3	5	$7.4 \cdot 10^3$
69.989	5	7	$7.9 \cdot 10^3$
70.052	7	9	$8.8 \cdot 10^3$
70.224	1	3	$4.13 \cdot 10^3$
70.53	7	5	$2.6 \cdot 10^2$
70.59	7	7	$1.7 \cdot 10^3$
73.199	7	9	$8.8 \cdot 10^3$
73.473	5	7	$6.2 \cdot 10^3$
233.857	5	7	$2.2 \cdot 10^2$
235	1	3	$2.5 \cdot 10^2$
243	1	3	$2.4 \cdot 10^2$
243	5	7	$2.3 \cdot 10^2$
243.790	3	5	$4.2 \cdot 10^2$
248	3	1	$5.4 \cdot 10^2$
284.160	1	3	$2.28 \cdot 10^2$
<i>Fe XVI</i>			
39.827	2	4	$2.1 \cdot 10^3$
40.153	4	6	$2.5 \cdot 10^3$
40.199	4	6	$1.7 \cdot 10^3$
40.245	6	8	$1.8 \cdot 10^3$
46.661	4	6	$3.46 \cdot 10^3$
46.718	6	8	$3.7 \cdot 10^3$
50.350	2	4	$1.86 \cdot 10^3$
54.142	2	4	$3.41 \cdot 10^3$
54.728	4	6	$4.16 \cdot 10^3$
62.879	2	2	$1.05 \cdot 10^3$
63.719	4	2	$2.18 \cdot 10^3$
66.263	4	6	$9.39 \cdot 10^3$
66.368	6	8	$1.00 \cdot 10^4$
66.392	6	6	$6.69 \cdot 10^2$
76.502	6	4	$6.7 \cdot 10^2$
76.796	4	2	$7.72 \cdot 10^2$
80.192	4	6	$5.2 \cdot 10^2$
80.270	6	8	$5.4 \cdot 10^2$
85.587	2	4	$4.0 \cdot 10^2$
86.133	4	6	$4.8 \cdot 10^2$
96.256	4	6	$8.7 \cdot 10^2$

λ \AA	Weights		A 10^8 s^{-1}
	g_i	g_k	
96.348	6	8	$9.3 \cdot 10^2$
117.2	2	4	$3.93 \cdot 10^2$
117.7	2	2	$3.9 \cdot 10^2$
123.4	2	4	$5.9 \cdot 10^2$
124.5	4	6	$7.0 \cdot 10^2$
144.06	4	6	$1.6 \cdot 10^3$
144.25	6	8	$1.6 \cdot 10^3$
148	4	2	$6.5 \cdot 10^2$
266.7	4	6	$3.9 \cdot 10^2$
267.0	6	8	$4.3 \cdot 10^2$
<i>Fe XVII</i>			
11.023	1	3	$2.1 \cdot 10^4$
12.123	1	3	$8.0 \cdot 10^4$
12.264	1	3	$5.9 \cdot 10^4$
12.526	1	3	$3.0 \cdot 10^3$
12.681	1	3	$3.5 \cdot 10^3$
13.823	1	3	$3.3 \cdot 10^4$
13.891	1	3	$3.4 \cdot 10^3$
15.015	1	3	$2.28 \cdot 10^5$
15.262	1	3	$6.0 \cdot 10^4$
16.777	1	3	$8.29 \cdot 10^3$
17.054	1	3	$9.33 \cdot 10^3$
41.37	9	11	$4.8 \cdot 10^3$
49.427	3	3	$4.0 \cdot 10^3$
50.26	7	9	$6.0 \cdot 10^3$
58.76	9	11	$1.2 \cdot 10^4$
<i>Fe XIX</i>			
13.413	5	3	$1.3 \cdot 10^4$
13.426	5	7	$4.8 \cdot 10^4$
13.47	3	1	$1.5 \cdot 10^5$
13.520	5	7	$2.0 \cdot 10^5$
13.56	3	5	$1.0 \cdot 10^4$
13.68	3	1	$8.0 \cdot 10^4$
13.69	5	7	$2.3 \cdot 10^4$
13.700	1	3	$2.7 \cdot 10^5$
13.71	5	5	$2.2 \cdot 10^4$
13.738	5	7	$1.0 \cdot 10^4$
13.796	5	7	$7.0 \cdot 10^4$
13.83	5	5	$1.4 \cdot 10^4$
13.934	1	3	$4.51 \cdot 10^4$
13.961	3	3	$2.0 \cdot 10^4$
14.668	5	7	$1.1 \cdot 10^4$
14.671	5	3	$1.1 \cdot 10^4$
14.929	3	3	$1.2 \cdot 10^4$
14.966	5	3	$2.5 \cdot 10^4$
14.995	5	5	$2.2 \cdot 10^4$
15.015	1	3	$1.4 \cdot 10^4$
16.668	3	1	$1.1 \cdot 10^4$
<i>Fe XX</i>			
12.77	4	4	$2.1 \cdot 10^5$
12.78	4	2	$6.9 \cdot 10^4$
12.78	2	4	$1.4 \cdot 10^5$
12.82	4	4	$1.1 \cdot 10^5$
12.88	6	4	$2.7 \cdot 10^4$
12.89	4	4	$4.4 \cdot 10^4$
12.90	4	6	$1.4 \cdot 10^5$
12.93	4	6	$1.6 \cdot 10^5$

λ Å	Weights		A 10^8 s^{-1}
	g_i	g_k	
12.98	2	2	6.7·10 ⁴
12.99	6	6	5.1·10 ⁴
13.01	2	4	3.0·10 ⁴
13.03	4	2	8.6·10 ⁴
13.13	2	4	8.9·10 ⁴
13.79	6	6	1.2·10 ⁴

Fe XXI

8.56	5	7	2.0·10 ⁴
8.64	5	7	1.5·10 ⁴
8.65	5	7	3.9·10 ⁴
9.42	3	3	3.3·10 ⁴
9.44	3	5	1.7·10 ⁴
9.45	1	3	5.2·10 ⁴
9.47	5	7	4.9·10 ⁴
9.67	1	3	5.7·10 ⁴
12.02	1	3	1.3·10 ⁴
12.13	3	3	1.8·10 ⁴
12.18	5	7	2.2·10 ⁴
12.21	3	1	1.5·10 ⁵
12.21	3	3	1.2·10 ⁵
12.25	1	3	2.1·10 ⁵
12.28	5	3	5.2·10 ⁴
12.30	5	7	2.1·10 ⁵
12.36	3	3	3.6·10 ⁴
12.37	5	7	3.1·10 ⁵
12.47	5	7	5.8·10 ⁴
12.47	5	3	1.3·10 ⁴
12.49	5	7	1.3·10 ⁴
12.53	5	5	1.5·10 ⁴
12.57	1	3	7.2·10 ⁴
12.73	5	5	8.2·10 ³
12.95	3	5	6.2·10 ³
13.03	5	5	1.3·10 ⁴

Fe XXII

9.002	4	6	5.5·10 ⁴
9.006	6	8	5.7·10 ⁴
9.006	6	6	5.3·10 ⁴
9.163	4	6	6.9·10 ⁴
9.183	6	8	8.3·10 ⁴
9.241	4	6	5.1·10 ⁴
11.748	4	4	1.2·10 ⁵
11.748	4	6	1.6·10 ⁵
11.748	4	2	1.8·10 ⁵
11.763	2	4	1.6·10 ⁵
11.789	2	2	2.6·10 ⁵
11.789	6	8	1.2·10 ⁵
11.797	2	4	1.7·10 ⁵
11.823	6	4	7.9·10 ⁴
11.837	6	8	2.3·10 ⁵
11.837	6	6	1.7·10 ⁵
11.886	4	6	1.3·10 ⁵
11.898	2	4	8.2·10 ⁴
11.922	4	6	1.8·10 ⁵
11.976	6	8	5.9·10 ⁴
12.027	2	4	6.9·10 ⁴
12.045	6	8	2.4·10 ⁵
12.045	4	4	9.7·10 ⁴
12.053	4	6	6.1·10 ⁴

λ Å	Weights		A 10^8 s^{-1}
	g_i	g_k	
12.077	2	4	1.0·10 ⁵
12.077	4	6	2.4·10 ⁵
12.095	6	6	7.8·10 ⁴
12.193	2	4	7.2·10 ⁴
12.193	4	6	9.9·10 ⁴
12.325	2	2	1.5·10 ⁵

Fe XXIII

8.614	5	7	7.7·10 ⁴
8.752	5	7	1.2·10 ⁵
10.927	5	7	6.0·10 ⁴
10.934	3	5	5.4·10 ⁴
11.165	3	5	6.7·10 ⁴
11.298	1	3	1.3·10 ⁵
11.325	3	5	1.7·10 ⁵
11.338	3	3	9.3·10 ⁴
11.433	3	3	1.2·10 ⁵
11.441	5	7	2.2·10 ⁵
11.445	5	5	5.6·10 ⁴
11.485	3	5	1.40·10 ⁵
11.519	5	5	1.16·10 ⁵
11.520	1	3	2.16·10 ⁵
11.524	5	7	2.3·10 ⁵
11.593	5	7	3.58·10 ⁵
11.613	3	5	1.0·10 ⁵
11.691	5	7	7.7·10 ⁴
11.698	5	5	7.3·10 ⁴
11.737	3	5	1.8·10 ⁵
11.898	1	3	2.03·10 ⁵

Fe XXIV

1.8523	2	2	1.0·10 ⁵
1.8552	2	4	4.82·10 ⁶
1.8563	4	2	2.43·10 ⁶
1.8572	2	2	3.06·10 ⁶
1.858	2	4	1.2·10 ⁵
1.8614	4	4	6.24·10 ⁶
1.8626	2	4	3.16·10 ⁶
1.8627	2	2	5.47·10 ⁶
1.8637	2	2	1.91·10 ⁶
1.8655	4	6	2.14·10 ⁶
1.8672	4	2	1.63·10 ⁶
1.8678	4	4	3.5·10 ⁵
1.8721	4	6	3.2·10 ⁵
1.8721	2	2	2.0·10 ⁵
1.8730	2	4	1.5·10 ⁵
1.8739	4	4	8.3·10 ⁴
1.891	2	2	9.7·10 ⁴
1.897	4	2	9.8·10 ⁴
8.231	2	4	6.10·10 ⁴
8.316	4	6	7.07·10 ⁴
10.619	2	4	7.28·10 ⁴
10.663	2	2	7.51·10 ⁴
11.030	2	4	1.84·10 ⁵
11.171	4	6	2.18·10 ⁵

Fe XXV

1.4607	1	3	2.54·10 ⁵
1.4945	1	3	5.05·10 ⁵
1.5730	1	3	1.24·10 ⁶

λ Å	Weights		A 10^8 s^{-1}
	g_i	g_k	
1.5749	1	3	1.5·10 ⁵
1.778	3	3	8.7·10 ⁴
1.782	3	1	4.69·10 ⁶
1.787	1	3	2.57·10 ⁶
1.787	5	5	1.19·10 ⁶
1.788	3	5	2.68·10 ⁶
1.788	3	5	1.63·10 ⁶
1.789	1	3	1.78·10 ⁶
1.790	3	3	1.23·10 ⁶
1.791	3	5	4.10·10 ⁶
1.791	3	3	2.59·10 ⁶
1.792	3	1	4.92·10 ⁶
1.792	5	5	2.81·10 ⁶
1.793	3	1	2.67·10 ⁶
1.794	5	3	2.22·10 ⁶
1.797	3	5	8.8·10 ⁵
1.798	3	3	1.0·10 ⁵
1.800	1	3	8.6·10 ⁴
1.802	3	1	4.1·10 ⁵
1.810	3	1	5.9·10 ⁵
1.8502	1	3	4.57·10 ⁶
1.8593	1	3	4.42·10 ⁵
10.038	3	3	8.08·10 ⁴

Krypton**Kr I**

1164.9	1	3	3.16
1235.8	1	3	3.12
4274.0	5	5	2.6·10 ⁻²
4351.4	3	1	3.2·10 ⁻²
4362.6	5	3	8.4·10 ⁻³
4376.1	3	1	5.6·10 ⁻²
4400.0	3	5	2.0·10 ⁻²
4410.4	3	3	4.4·10 ⁻³
4425.2	3	3	9.7·10 ⁻³
4453.9	3	5	7.8·10 ⁻³
4463.7	3	3	2.3·10 ⁻²
4502.4	3	5	9.2·10 ⁻³
5562.2	5	5	2.8·10 ⁻³
5570.3	5	3	2.1·10 ⁻²
5649.6	1	3	3.7·10 ⁻³
5870.9	3	5	1.8·10 ⁻²
6904.7	3	5	1.3·10 ⁻²
7224.1	3	5	1.4·10 ⁻²
7587.4	3	1	5.1·10 ⁻¹
7601.5	5	5	3.1·10 ⁻¹
7685.2	3	1	4.9·10 ⁻¹
7694.5	5	3	5.6·10 ⁻²
7854.8	1	3	2.3·10 ⁻¹
8059.5	1	3	1.9·10 ⁻¹
8104.4	5	5	1.3·10 ⁻¹
8112.9	5	7	3.6·10 ⁻¹
8190.1	3	5	1.1·10 ⁻¹
8263.2	3	5	3.5·10 ⁻¹
8281.1	3	3	1.9·10 ⁻¹
8298.1	3	3	3.2·10 ⁻¹
8508.9	3	3	2.4·10 ⁻¹
8776.7	3	5	2.7·10 ⁻¹
8928.7	5	3	3.7·10 ⁻¹

λ Å	<u>Weights</u>		A
	g_i	g_k	10^8 s^{-1}
<i>Kr II</i>			
4250.6	4	4	$1.2 \cdot 10^{-1}$
4292.9	4	4	$9.6 \cdot 10^{-1}$
4355.5	6	8	1.0
4431.7	2	2	1.8
4436.8	2	4	$6.6 \cdot 10^{-1}$
4577.2	6	8	$9.6 \cdot 10^{-1}$
4583.0	6	4	$7.6 \cdot 10^{-1}$
4615.3	4	4	$5.4 \cdot 10^{-1}$
4619.2	4	6	$8.1 \cdot 10^{-1}$
4633.9	4	6	$7.1 \cdot 10^{-1}$
4658.9	6	4	$6.5 \cdot 10^{-1}$
4739.0	6	6	$7.6 \cdot 10^{-1}$
4762.4	2	4	$4.2 \cdot 10^{-1}$
4765.7	4	6	$6.7 \cdot 10^{-1}$
4811.8	2	4	$1.7 \cdot 10^{-1}$
4825.2	2	4	$1.9 \cdot 10^{-1}$
4832.1	4	2	$7.3 \cdot 10^{-1}$
5208.3	4	4	$1.4 \cdot 10^{-1}$
5308.7	4	6	$2.4 \cdot 10^{-2}$
7407.0	6	6	$7.0 \cdot 10^{-2}$

*Lead**Pb I*

2022.0	1	3	$5.2 \cdot 10^{-2}$
2053.3	1	3	$1.2 \cdot 10^{-1}$
2170.0	1	3	1.5
2401.9	3	3	$1.9 \cdot 10^{-1}$
2446.2	3	3	$2.5 \cdot 10^{-1}$
2476.4	3	5	$2.8 \cdot 10^{-1}$
2577.3	5	3	$5.0 \cdot 10^{-1}$
2613.7	3	3	$2.7 \cdot 10^{-1}$
2614.2	3	5	1.9
2628.3	5	3	$3.1 \cdot 10^{-2}$
2657.1	3	5	$9.8 \cdot 10^{-4}$
2663.2	5	5	$7.1 \cdot 10^{-1}$
2802.0	5	7	1.6
2823.2	5	5	$2.6 \cdot 10^{-1}$
2833.1	1	3	$5.8 \cdot 10^{-1}$
2873.3	5	5	$3.7 \cdot 10^{-1}$
3572.7	5	3	$9.9 \cdot 10^{-1}$
3639.6	3	3	$3.4 \cdot 10^{-1}$
3671.5	5	3	$4.4 \cdot 10^{-1}$
3683.5	3	1	1.5
3739.9	5	5	$7.3 \cdot 10^{-1}$
4019.6	5	7	$3.5 \cdot 10^{-2}$
4057.8	5	3	$8.9 \cdot 10^{-1}$
4062.1	5	3	$9.2 \cdot 10^{-1}$
4168.0	5	5	$1.2 \cdot 10^{-2}$
5005.4	1	3	$2.7 \cdot 10^{-1}$
5201.4	1	3	$1.9 \cdot 10^{-1}$
7229.0	5	3	$8.9 \cdot 10^{-3}$

*Lithium**Li I*

*2394.4	2	6	$2.664 \cdot 10^{-3}$
*2425.4	2	6	$3.823 \cdot 10^{-3}$
*2475.1	2	6	$5.735 \cdot 10^{-3}$

λ Å	Weights		A 10^8 s^{-1}
	g_i	g_k	
*2562.3	2	6	$8.865 \cdot 10^{-3}$
*2741.2	2	6	$1.248 \cdot 10^{-2}$
*3232.7	2	6	$1.002 \cdot 10^{-2}$
*3671.7	6	10	$1.678 \cdot 10^{-2}$
*3720.9	6	10	$2.413 \cdot 10^{-2}$
*3746.6	6	2	$1.01 \cdot 10^{-2}$
*3795.1	6	10	$3.649 \cdot 10^{-2}$
*3835.6	6	2	$1.56 \cdot 10^{-2}$
*3915.3	6	10	$5.957 \cdot 10^{-2}$
*3985.5	6	2	$2.59 \cdot 10^{-2}$
*4132.6	6	10	$1.08 \cdot 10^{-1}$
*4273.1	6	2	$4.76 \cdot 10^{-2}$
*4602.9	6	10	$2.322 \cdot 10^{-1}$
*4971.7	6	2	$1.038 \cdot 10^{-1}$
*6103.6	6	10	$6.8563 \cdot 10^{-1}$
*6707.8	2	6	$3.6891 \cdot 10^{-1}$
*8126.4	6	2	$3.3466 \cdot 10^{-1}$
*10510	6	10	$1.97 \cdot 10^{-2}$
*11032	6	2	$1.46 \cdot 10^{-2}$
*12237	6	10	$3.49 \cdot 10^{-2}$
*12782	10	14	$4.578 \cdot 10^{-2}$
*12929	10	6	$2.28 \cdot 10^{-3}$
*13557	6	2	$2.84 \cdot 10^{-2}$
*17545	6	10	$6.791 \cdot 10^{-2}$
*18697	10	14	$1.383 \cdot 10^{-1}$
*19276	10	6	$5.375 \cdot 10^{-3}$
*24463	6	2	$7.453 \cdot 10^{-2}$
*26880	2	6	$3.738 \cdot 10^{-2}$
*38079	6	10	$1.37 \cdot 10^{-2}$
*41792	10	6	$2.77 \cdot 10^{-3}$

Li II

199.279	1	3	$2.5569 \cdot 10^2$
*935.88	9	15	$6.1345 \cdot 10^{-1}$
*944.72	3	9	1.4329
*965.13	9	15	1.0002
*1017.9	9	15	1.8076
1093.43	1	3	1.3533
1102.46	3	5	1.4070
*1131.9	9	15	3.8492
*1198.1	3	9	2.8969
1237.28	3	5	3.1179
1420.89	1	3	2.8309
*1493.0	9	15	$1.1215 \cdot 10^1$
*1653.1	9	3	2.8585
1681.66	3	5	$1.0069 \cdot 10^1$
1755.33	3	1	2.0499
*2329.8	3	9	$1.1758 \cdot 10^{-1}$
*2674.4	3	9	$1.9081 \cdot 10^{-1}$
*3684.7	3	9	$3.0580 \cdot 10^{-1}$
*5484.5	3	9	$2.2727 \cdot 10^{-1}$
9581.43	1	3	$5.1423 \cdot 10^{-2}$
*21061	3	9	$2.5664 \cdot 10^{-2}$

*Lutetium**Lu I*

3376.5	4	4	2.23
3567.8	4	6	$5.9 \cdot 10^{-1}$
3620.3	6	4	$1.1 \cdot 10^{-2}$

λ Å	Weights		A 10^8 s^{-1}
	g_i	g_k	
3841.2	6	6	$2.5 \cdot 10^{-1}$
4518.6	4	4	$2.1 \cdot 10^{-1}$

*Magnesium**Mg I*

1683.412	1	3	$1.88 \cdot 10^{-2}$
1707.061	1	3	$3.28 \cdot 10^{-2}$
1747.794	1	3	$6.62 \cdot 10^{-2}$
1827.934	1	3	$1.60 \cdot 10^{-1}$
2025.824	1	3	$6.12 \cdot 10^{-1}$
2731.993	1	3	$6.97 \cdot 10^{-2}$
2733.493	3	5	$9.37 \cdot 10^{-2}$
2736.542	5	7	$1.25 \cdot 10^{-1}$
2776.690	3	5	1.32
2778.270	1	3	1.82
2779.831	3	3	1.36
2779.831	5	5	4.09
2781.416	3	1	5.43
2782.972	5	3	2.14
2809.761	7	7	2.50
2811.112	5	5	1.96
2811.781	3	3	2.11
2846.716	1	3	$1.31 \cdot 10^{-1}$
2848.342	3	5	$1.77 \cdot 10^{-1}$
2851.660	5	7	$2.35 \cdot 10^{-1}$
2852.127	1	3	4.91
2915.453	5	5	4.09
2936.739	1	3	$1.37 \cdot 10^{-2}$
2938.473	3	3	$4.12 \cdot 10^{-2}$
2941.995	5	3	$6.83 \cdot 10^{-2}$
3091.065	1	3	$3.09 \cdot 10^{-1}$
3092.984	3	5	$3.74 \cdot 10^{-1}$
3096.890	5	7	$4.96 \cdot 10^{-1}$
3329.919	1	3	$3.09 \cdot 10^{-2}$
3332.146	3	3	$1.02 \cdot 10^{-1}$
3336.674	5	3	$1.70 \cdot 10^{-1}$
3829.3549	1	3	$8.99 \cdot 10^{-1}$
3832.2996	3	3	$6.74 \cdot 10^{-1}$
3832.3037	3	5	1.21
3838.2918	5	7	1.61
3838.2943	5	5	$4.03 \cdot 10^{-1}$
3890.241	1	3	1.31
3891.906	3	5	1.77
3893.304	3	3	$9.81 \cdot 10^{-1}$
3895.572	5	7	2.35
3898.120	5	5	$5.88 \cdot 10^{-1}$
3938.400	3	5	$5.47 \cdot 10^{-2}$
3986.7533	3	5	$7.30 \cdot 10^{-2}$
4057.5052	3	5	$1.02 \cdot 10^{-1}$
4167.2712	3	5	$1.38 \cdot 10^{-1}$
4351.9056	3	5	$1.84 \cdot 10^{-1}$
4571.0956	1	3	$2.54 \cdot 10^{-6}$
4702.9909	3	5	$2.19 \cdot 10^{-1}$
4730.0285	3	1	$1.34 \cdot 10^{-2}$
5167.3216	1	3	$1.13 \cdot 10^{-1}$
5172.6843	3	3	$3.37 \cdot 10^{-1}$
5183.6042	5	3	$5.61 \cdot 10^{-1}$
5528.4047	3	5	$1.39 \cdot 10^{-1}$
5711.0880	3	1	$3.86 \cdot 10^{-2}$

λ Å	Weights		A 10^8 s^{-1}
	g_i	g_k	
6318.716	3	5	2.63·10 ⁻³
6319.236	3	3	2.64·10 ⁻³
6319.493	3	1	2.63·10 ⁻³
7291.060	1	3	6.27·10 ⁻⁴
7657.603	3	5	1.23·10 ⁻²
7659.152	3	3	1.23·10 ⁻²
7659.902	3	1	1.23·10 ⁻²
7881.667	5	7	4.56·10 ⁻³
7930.806	7	9	5.38·10 ⁻³
7930.806	3	5	4.52·10 ⁻³
7947.07	1	3	2.91·10 ⁻⁴
7953.39	5	3	1.45·10 ⁻³
8047.73	1	3	3.53·10 ⁻³
8049.854	3	5	4.78·10 ⁻³
8054.232	5	7	6.36·10 ⁻³
8098.724	7	9	7.68·10 ⁻³
8098.724	3	5	6.46·10 ⁻³
8209.839	5	3	1.81·10 ⁻³
8213.034	5	7	4.38·10 ⁻²
8303.313	1	3	5.16·10 ⁻³
8305.596	3	5	9.28·10 ⁻³
8310.264	5	7	9.24·10 ⁻³
8346.120	7	9	1.15·10 ⁻²
8346.120	3	5	9.59·10 ⁻³
8710.175	1	3	7.97·10 ⁻³
8712.689	3	5	1.07·10 ⁻²
8717.825	5	7	1.43·10 ⁻²
8736.021	7	9	1.83·10 ⁻²
8736.021	3	5	1.54·10 ⁻²
8806.757	3	5	1.27·10 ⁻¹
8923.569	1	3	5.86·10 ⁻³
9246.499	5	3	2.99·10 ⁻³
9255.778	5	7	7.95·10 ⁻²
9414.964	5	7	2.88·10 ⁻²
9414.964	7	9	3.24·10 ⁻²
9414.964	3	5	2.72·10 ⁻²
9429.814	1	3	1.34·10 ⁻²
9432.764	3	5	1.81·10 ⁻²
9438.783	5	7	2.41·10 ⁻²
9665.54	3	5	2.44·10 ⁻³
9983.20	1	3	1.57·10 ⁻³
9986.475	3	3	4.70·10 ⁻³
9993.209	5	3	7.81·10 ⁻³
<i>Mg II</i>			
870.2	2	4	1.04·10 ⁻²
870.2	2	2	1.08·10 ⁻²
884.7	2	4	1.38·10 ⁻²
884.7	2	2	1.44·10 ⁻²
907.4	2	4	1.94·10 ⁻²
907.4	2	2	2.02·10 ⁻²
946.703	2	4	2.69·10 ⁻²
946.769	2	2	2.81·10 ⁻²
1025.962	2	4	3.43·10 ⁻²
1026.108	2	2	3.63·10 ⁻²
1239.936	2	4	1.35·10 ⁻²
1240.399	2	2	1.52·10 ⁻²
1248.511	2	2	3.83·10 ⁻²
1249.932	4	2	7.64·10 ⁻²
1271.243	2	4	1.23·10 ⁻²

λ Å	Weights		A 10^8 s^{-1}
	g_i	g_k	
1271.943	2	2	4.49·10 ⁻²
1272.725	4	6	1.44·10 ⁻²
1273.427	4	2	8.97·10 ⁻²
1306.711	2	4	2.19·10 ⁻²
1307.877	2	2	6.72·10 ⁻²
1308.282	4	6	2.58·10 ⁻²
1309.439	4	2	1.34·10 ⁻¹
1365.545	2	4	4.53·10 ⁻²
1367.260	4	6	5.35·10 ⁻²
1367.704	2	2	1.08·10 ⁻¹
1369.425	4	2	2.17·10 ⁻¹
1476.004	2	4	1.10·10 ⁻¹
1478.013	4	6	1.30·10 ⁻¹
1480.890	2	2	1.93·10 ⁻¹
1482.902	4	2	3.85·10 ⁻¹
1734.845	2	4	4.29·10 ⁻¹
1737.618	4	6	5.09·10 ⁻¹
1750.654	2	2	4.00·10 ⁻¹
1753.456	4	2	7.98·10 ⁻¹
2329.578	6	8	1.36·10 ⁻¹
2329.578	4	6	1.27·10 ⁻¹
2449.590	6	8	2.16·10 ⁻¹
2449.590	4	6	2.02·10 ⁻¹
2660.755	6	8	3.81·10 ⁻¹
2660.817	4	6	3.56·10 ⁻¹
2790.776	2	4	4.01
2795.528	2	4	2.60
2797.998	4	6	4.79
2802.704	2	2	2.57
2928.634	2	2	1.15
2936.509	4	2	2.30
2968.020	4	6	1.98·10 ⁻²
2969.145	2	2	2.25·10 ⁻²
2971.839	4	2	4.49·10 ⁻²
3104.722	6	8	7.97·10 ⁻¹
3104.809	4	6	7.44·10 ⁻¹
3165.878	2	4	2.89·10 ⁻²
3168.951	4	6	3.43·10 ⁻²
3172.706	2	2	3.41·10 ⁻²
3175.783	4	2	6.81·10 ⁻²
3534.972	2	4	5.80·10 ⁻²
3538.813	4	6	6.90·10 ⁻²
3549.516	2	2	5.64·10 ⁻²
3553.366	4	2	1.12·10 ⁻¹
3613.781	2	4	1.79·10 ⁻³
3615.583	2	2	1.56·10 ⁻³
3848.209	6	4	2.96·10 ⁻²
3848.335	4	4	3.29·10 ⁻³
3850.385	4	2	3.24·10 ⁻²
4384.637	2	4	1.45·10 ⁻¹
4390.564	4	6	1.73·10 ⁻¹
4427.994	2	2	1.05·10 ⁻¹
4433.990	4	2	2.10·10 ⁻¹
4436.486	6	8	6.38·10 ⁻²
4436.598	4	6	5.95·10 ⁻²
4481.130	6	8	2.33
4481.327	4	6	2.17
4630.878	6	4	2.75·10 ⁻³
4631.405	4	2	3.01·10 ⁻³
4739.588	6	8	8.09·10 ⁻²

λ Å	Weights		A 10^8 s^{-1}
	g_i	g_k	
4739.712	4	6	7.55·10 ⁻²
4868.845	6	4	1.50·10 ⁻³
4868.845	8	6	1.41·10 ⁻³
5068.937	6	4	3.97·10 ⁻³
5069.802	4	2	4.35·10 ⁻³
5264.215	6	8	1.27·10 ⁻¹
5264.368	4	6	1.19·10 ⁻¹
5434.039	6	4	2.45·10 ⁻³
5434.039	8	6	2.33·10 ⁻³
5451.259	2	4	1.03·10 ⁻²
5460.019	2	2	1.11·10 ⁻²
5464.136	4	2	2.22·10 ⁻²
5916.429	6	4	6.42·10 ⁻³
5918.158	4	2	7.04·10 ⁻³
5923.366	2	4	1.40·10 ⁻²
5928.233	4	6	1.66·10 ⁻²
5938.629	2	2	1.36·10 ⁻²
5943.499	4	2	2.71·10 ⁻²
6346.737	6	8	2.20·10 ⁻¹
6346.962	4	6	2.05·10 ⁻¹
6620.440	6	4	4.61·10 ⁻³
6620.569	8	6	4.37·10 ⁻³
6781.451	2	4	2.49·10 ⁻²
6787.851	4	6	2.96·10 ⁻²
6812.860	2	2	2.11·10 ⁻²
6819.270	4	2	4.21·10 ⁻²
7786.500	2	4	1.97·10 ⁻³
7790.978	2	2	1.84·10 ⁻³
7877.051	2	4	6.58·10 ⁻¹
7896.368	4	6	7.86·10 ⁻¹
8115.220	6	4	1.22·10 ⁻²
8120.434	4	2	1.34·10 ⁻²
8213.989	2	2	2.65·10 ⁻¹
8234.639	4	2	5.29·10 ⁻¹
8734.990	2	4	5.34·10 ⁻²
8745.657	4	6	6.37·10 ⁻²
8824.323	2	2	3.69·10 ⁻²
8835.082	4	2	7.36·10 ⁻²
9218.248	2	4	3.64·10 ⁻¹
9244.266	2	2	3.61·10 ⁻¹
9631.888	6	8	4.21·10 ⁻¹
9632.435	4	6	3.93·10 ⁻¹
<i>Mg III</i>			
186.5149	1	3	1.86·10 ²
187.1977	1	3	1.26·10 ²
188.5296	1	3	2.5
231.7333	1	3	9.12·10
234.2631	1	3	4.98
1229.389	3	3	5.72·10 ⁻¹
1239.827	3	1	1.82
1274.831	3	5	2.53
1350.156	5	3	3.50·10 ⁻¹
1378.700	3	1	5.32
1393.391	7	5	6.38
1405.170	5	5	1.54
1422.118	3	5	1.80·10 ⁻¹
1431.136	5	3	4.30
1435.550	3	1	3.04
1439.770	1	3	3.54·10 ⁻¹

λ Å	Weights		A 10^8 s^{-1}
	g_i	g_k	
1443.738	3	3	1.81
1446.254	3	1	$4.15 \cdot 10^{-1}$
1447.260	5	3	2.22
1458.172	3	1	3.21
1462.305	5	5	1.21
1467.188	3	3	$9.37 \cdot 10^{-1}$
1482.67	3	5	$1.55 \cdot 10^{-1}$
1493.097	5	5	1.02
1506.826	3	5	$3.91 \cdot 10^{-1}$
1550.82	3	1	$1.04 \cdot 10$
1572.712	3	5	6.92
1586.237	3	3	8.02
1592.360	3	1	8.53
1626.093	5	3	$1.77 \cdot 10^{-1}$
1635.946	7	5	$2.44 \cdot 10^{-1}$
1642.826	7	7	$9.17 \cdot 10^{-1}$
1648.822	3	3	$5.38 \cdot 10^{-1}$
1652.218	5	5	$9.10 \cdot 10^{-1}$
1659.244	5	7	$8.48 \cdot 10^{-1}$
1663.287	5	5	$1.68 \cdot 10^{-1}$
1675.710	3	5	$4.19 \cdot 10^{-1}$
1679.470	5	3	$5.88 \cdot 10^{-1}$
1687.091	3	5	1.41
1697.282	7	7	2.14
1703.108	5	3	$1.71 \cdot 10^{-1}$
1703.731	3	3	2.97
1704.368	7	5	$1.79 \cdot 10^{-1}$
1714.783	5	7	$4.76 \cdot 10^{-1}$
1722.041	5	5	3.23
1730.733	7	7	1.03
1730.778	3	3	1.44
1731.786	5	5	1.60
1738.835	7	9	$1.14 \cdot 10$
1739.475	5	7	$3.26 \cdot 10^{-4}$
1743.947	5	5	$3.76 \cdot 10^{-1}$
1745.009	5	3	$5.37 \cdot 10^{-2}$
1747.561	3	5	7.38
1748.932	5	7	8.71
1757.176	7	5	$2.04 \cdot 10^{-1}$
1757.888	1	3	2.10
1761.740	5	3	$3.16 \cdot 10^{-3}$
1763.805	3	3	3.17
1772.982	3	5	7.67
1775.942	5	5	$1.28 \cdot 10^{-1}$
1783.253	5	7	9.39
1787.927	5	5	1.46
1791.375	3	3	2.32
1793.207	5	3	$3.36 \cdot 10^{-1}$
1794.582	3	5	7.73
1800.662	5	7	8.21
1803.087	3	5	$1.03 \cdot 10^{-1}$
1820.421	1	3	2.98
1820.896	3	3	$3.05 \cdot 10^{-2}$
1826.750	3	3	$1.32 \cdot 10^{-1}$
1828.974	3	1	$4.97 \cdot 10^{-1}$
1838.336	5	7	1.09
1839.878	3	5	$4.55 \cdot 10^{-1}$
1847.561	5	7	$3.74 \cdot 10^{-2}$
1858.186	5	3	1.28
1868.225	5	5	1.94

λ Å	Weights		A 10^8 s^{-1}
	g_i	g_k	
1879.492	5	5	1.76
1887.308	5	3	$7.56 \cdot 10^{-1}$
1896.304	5	3	$4.20 \cdot 10^{-1}$
1901.572	3	5	$3.78 \cdot 10^{-1}$
1901.572	3	3	$5.47 \cdot 10^{-1}$
1908.500	3	1	5.15
1918.777	5	5	1.98
1921.374	3	3	$2.26 \cdot 10^{-1}$
1923.896	3	5	1.37
1930.374	3	1	$8.30 \cdot 10^{-1}$
1930.672	5	5	1.70
1937.843	1	3	1.46
1938.936	5	3	$8.97 \cdot 10^{-1}$
1941.500	3	5	$1.23 \cdot 10^{-1}$
1941.500	3	3	$3.27 \cdot 10^{-1}$
1954.831	1	3	$7.97 \cdot 10^{-1}$
1962.145	3	3	$7.76 \cdot 10^{-1}$
1971.514	3	1	2.06
1977.554	3	5	$4.94 \cdot 10^{-1}$
1979.327	1	3	1.22
1979.43	1	3	$4.10 \cdot 10^{-1}$
2004.860	5	3	$3.33 \cdot 10^{-1}$
2039.553	5	5	1.54
2055.491	3	3	2.35
2064.902	5	7	4.21
2085.891	3	3	1.61
2091.963	3	5	2.57
2094.207	3	1	$1.21 \cdot 10^{-1}$
2097.936	1	3	1.50
2112.773	3	5	1.69
2134.054	3	3	2.36
2177.694	3	5	2.12
2273.414	3	3	$1.27 \cdot 10^{-2}$
2318.125	3	5	$4.44 \cdot 10^{-2}$
2395.149	5	3	1.67
2467.751	3	3	$6.91 \cdot 10^{-1}$
2490.534	1	3	1.61
2529.190	1	3	$1.89 \cdot 10^{-1}$
2618.011	1	3	$8.72 \cdot 10^{-1}$
2905.419	1	3	$6.84 \cdot 10^{-3}$
<i>Mg IV</i>			
129.857	4	6	$5.61 \cdot 10^2$
320.9943	4	2	$1.13 \cdot 10^2$
323.3076	2	2	$5.52 \cdot 10^1$
840.366	6	4	$1.24 \cdot 10^1$
842.087	8	6	$1.19 \cdot 10^1$
1346.543	6	8	$1.07 \cdot 10^1$
1352.020	4	6	6.59
1384.425	8	10	$1.45 \cdot 10^1$
1437.61	6	8	$1.21 \cdot 10^1$
<i>Manganese</i>			
<i>Mn I</i>			
2794.82	6	8	3.7
2798.27	6	6	3.6
2801.08	6	4	3.7
3016.45	10	12	$2.9 \cdot 10^{-1}$
3043.36	8	8	$5.9 \cdot 10^{-1}$

λ Å	Weights		A 10^8 s^{-1}
	g_i	g_k	
3044.57	10	8	$5.7 \cdot 10^{-1}$
3045.59	10	10	$6.7 \cdot 10^{-1}$
3047.03	12	12	$6.1 \cdot 10^{-1}$
3082.71	14	14	$2.9 \cdot 10^{-1}$
3228.09	10	12	$6.4 \cdot 10^{-1}$
3230.72	8	8	$3.5 \cdot 10^{-1}$
3243.78	6	6	$5.3 \cdot 10^{-1}$
3256.14	4	6	$5.0 \cdot 10^{-1}$
3267.79	14	14	$3.5 \cdot 10^{-1}$
3268.72	6	8	$3.3 \cdot 10^{-1}$
3270.35	12	12	$2.6 \cdot 10^{-1}$
3273.02	10	10	$2.7 \cdot 10^{-1}$
3463.66	8	8	$3.2 \cdot 10^{-1}$
3511.83	12	12	$2.7 \cdot 10^{-1}$
3577.87	10	8	$9.4 \cdot 10^{-1}$
3601.27	12	10	$2.3 \cdot 10^{-1}$
3608.49	6	6	$3.6 \cdot 10^{-1}$
3660.40	12	14	$9.1 \cdot 10^{-1}$
3675.67	6	8	$2.2 \cdot 10^{-1}$
3676.96	10	12	$7.3 \cdot 10^{-1}$
3680.15	12	10	$1.9 \cdot 10^{-1}$
3682.09	8	10	$7.6 \cdot 10^{-1}$
3684.87	6	8	$2.6 \cdot 10^{-1}$
3706.08	12	14	1.4
3718.92	10	12	$9.6 \cdot 10^{-1}$
3731.94	8	10	1.0
3771.44	14	14	$1.9 \cdot 10^{-1}$
3773.86	12	12	$2.5 \cdot 10^{-1}$
3800.55	6	8	$2.7 \cdot 10^{-1}$
3806.72	10	12	$5.9 \cdot 10^{-1}$
3823.51	8	10	$5.21 \cdot 10^{-1}$
3834.37	6	8	$4.29 \cdot 10^{-1}$
3841.07	4	6	$3.3 \cdot 10^{-1}$
3889.46	12	14	$3.1 \cdot 10^{-1}$
3924.08	2	4	$9.4 \cdot 10^{-1}$
3926.48	6	8	$5.4 \cdot 10^{-1}$
3952.84	6	6	$4.1 \cdot 10^{-1}$
3982.90	6	4	$5.5 \cdot 10^{-1}$
4011.91	8	8	$2.3 \cdot 10^{-1}$
4018.11	10	8	$2.54 \cdot 10^{-1}$
4030.76	6	8	$1.7 \cdot 10^{-1}$
4041.36	10	10	$7.87 \cdot 10^{-1}$
4048.75	6	4	$7.5 \cdot 10^{-1}$
4052.48	6	8	$3.8 \cdot 10^{-1}$
4055.55	8	8	$4.31 \cdot 10^{-1}$
4058.94	4	2	$7.25 \cdot 10^{-1}$
4065.08	12	14	$2.5 \cdot 10^{-1}$
4066.24	10	8	$2.2 \cdot 10^{-1}$
4079.42	2	4	$3.8 \cdot 10^{-1}$
4082.95	4	6	$2.95 \cdot 10^{-1}$
4083.63	6	8	$2.8 \cdot 10^{-1}$
4089.94	8	10	$1.7 \cdot 10^{-1}$
4105.37	10	8	$1.7 \cdot 10^{-1}$
4135.03	12	12	$3.0 \cdot 10^{-1}$
4141.06	10	10	$2.6 \cdot 10^{-1}$
4148.80	8	8	$2.3 \cdot 10^{-1}$
4176.61	14	12	$2.4 \cdot 10^{-1}$
4189.99	12	10	$2.0 \cdot 10^{-1}$
4201.78	10	8	$2.3 \cdot 10^{-1}$
4235.30	8	6	$9.17 \cdot 10^{-1}$

λ Å	Weights		A 10^8 s^{-1}
	g_i	g_k	
4265.93	4	4	4.92·10 ⁻¹
4281.10	6	6	2.3·10 ⁻¹
4411.87	12	10	2.6·10 ⁻¹
4414.89	8	6	2.93·10 ⁻¹
4419.77	10	8	2.1·10 ⁻¹
4436.36	6	4	4.37·10 ⁻¹
4451.58	8	8	7.98·10 ⁻¹
4453.01	4	2	5.44·10 ⁻¹
4455.82	4	6	1.7·10 ⁻¹
4457.55	6	6	4.27·10 ⁻¹
4458.26	6	8	4.62·10 ⁻¹
4461.09	8	8	1.7·10 ⁻¹
4462.03	8	10	7.00·10 ⁻¹
4464.68	6	6	4.39·10 ⁻¹
4470.14	4	4	3.00·10 ⁻¹
4479.40	8	10	3.4·10 ⁻¹
4490.08	2	4	2.49·10 ⁻¹
4498.90	4	6	2.49·10 ⁻¹
4502.22	6	8	1.86·10 ⁻¹
4605.37	10	12	3.6·10 ⁻¹
4626.54	12	14	3.6·10 ⁻¹
4709.71	8	8	1.72·10 ⁻¹
4727.46	6	6	1.7·10 ⁻¹
4739.11	4	4	2.40·10 ⁻¹
4754.05	6	8	3.03·10 ⁻¹
4761.53	2	4	5.35·10 ⁻¹
4762.38	8	10	7.83·10 ⁻¹
4765.86	4	6	4.1·10 ⁻¹
4766.43	6	8	4.6·10 ⁻¹
4783.43	8	8	4.01·10 ⁻¹
4823.53	10	8	4.99·10 ⁻¹
6013.48	4	6	1.72·10 ⁻¹
6021.79	8	6	3.32·10 ⁻¹
<i>Mn II</i>			
2593.72	7	7	2.6
2605.68	7	5	2.7
2933.05	5	3	2.0
2939.31	5	5	1.9
2949.20	5	7	1.9
3441.99	9	7	4.3·10 ⁻¹
3460.32	7	5	3.2·10 ⁻¹
3474.13	5	3	1.5·10 ⁻¹
3482.90	5	5	2.0·10 ⁻¹
3488.68	3	3	2.5·10 ⁻¹
<i>Mn VI</i>			
307.999	9	9	3.7·10 ¹
309.440	9	7	5.7·10 ¹
309.579	7	5	4.4·10 ¹
310.058	7	7	3.4·10 ¹
310.182	5	5	2.8·10 ¹
311.748	5	3	5.7·10 ¹
320.598	3	5	1.5·10 ¹
320.681	1	3	2.2·10 ¹
320.874	3	1	7.8·10 ¹
320.979	3	3	2.2·10 ¹
321.176	5	5	6.0·10 ¹
321.541	5	3	2.7·10 ¹
325.146	9	7	1.3·10 ²

λ Å	Weights		A 10^8 s^{-1}
	g_i	g_k	
328.431	5	5	4.4·10 ¹
328.558	3	5	1.2·10 ¹
329.043	1	3	1.1·10 ¹
1236.23	5	3	1.3·10 ¹
1255.77	3	1	1.2·10 ¹
1285.10	5	7	1.1·10 ¹
1333.87	7	9	1.0·10 ¹
<i>Mercury</i>			
<i>Hg I</i>			
2536.52	1	3	8.00·10 ⁻²
2652.04	3	5	3.88·10 ⁻¹
2655.13	3	5	1.1·10 ⁻¹
2752.78	1	3	6.10·10 ⁻²
2856.94	3	1	1.1·10 ⁻²
2893.60	3	3	1.6·10 ⁻¹
2925.4	5	3	7.7·10 ⁻²
2967.3	1	3	4.5·10 ⁻¹
3021.50	5	7	5.09·10 ⁻¹
3023.48	5	5	9.4·10 ⁻²
3027.49	5	5	2.0·10 ⁻²
3125.66	3	5	6.56·10 ⁻¹
3341.48	5	3	1.68·10 ⁻¹
3650.15	5	7	1.3
3654.83	5	5	1.8·10 ⁻¹
4046.56	1	3	2.1·10 ⁻¹
4077.81	3	1	4.0·10 ⁻²
4108.1	3	1	3.0·10 ⁻²
4339.22	3	5	2.88·10 ⁻²
4347.50	3	5	8.4·10 ⁻²
4358.34	3	3	5.57·10 ⁻¹
4916.07	3	1	5.8·10 ⁻²
5025.64	3	3	2.7·10 ⁻⁴
5460.75	5	3	4.87·10 ⁻¹
5769.59	3	5	2.36·10 ⁻¹
6234.4	1	3	5.3·10 ⁻³
6716.4	1	3	4.3·10 ⁻³
6907.5	3	5	2.8·10 ⁻²
7728.8	1	3	9.7·10 ⁻³
10139.79	3	1	2.71·10 ⁻¹
<i>Molybdenum</i>			
<i>Mo I</i>			
2616.79	3	5	7.34·10 ⁻¹
2629.85	5	7	7.75·10 ⁻¹
2638.30	5	5	7.57·10 ⁻¹
2640.98	7	5	1.20
2649.46	7	9	9.84·10 ⁻¹
2655.02	9	7	4.08·10 ⁻¹
2658.11	7	7	6.43·10 ⁻¹
2679.85	9	11	1.31
2684.16	9	9	4.18·10 ⁻¹
2733.39	5	7	2.95·10 ⁻¹
2751.47	7	9	2.54·10 ⁻¹
2761.53	9	11	2.06·10 ⁻¹
2787.83	9	7	2.85·10 ⁻¹
2826.75	7	7	4.23·10 ⁻¹
2876.54	9	9	2.84·10 ⁻¹
2886.60	11	11	4.74·10 ⁻¹

λ Å	Weights		A 10^8 s^{-1}
	g_i	g_k	
2906.06	3	3	8.04·10 ⁻¹
2915.38	5	3	7.31·10 ⁻¹
2936.50	11	11	2.33·10 ⁻¹
2945.43	7	7	3.66·10 ⁻¹
2959.48	9	11	1.75·10 ⁻¹
2977.27	9	7	3.28·10 ⁻¹
2987.92	3	5	8.43·10 ⁻¹
2988.23	5	7	4.28·10 ⁻¹
2989.80	9	7	9.27·10 ⁻¹
3000.85	5	7	2.58·10 ⁻¹
3013.39	7	5	6.06·10 ⁻¹
3016.78	9	9	2.75·10 ⁻¹
3025.00	5	5	8.49·10 ⁻¹
3036.31	3	5	5.81·10 ⁻¹
3041.70	13	11	5.94·10 ⁻¹
3046.80	13	11	1.63·10 ⁻¹
3047.31	11	9	5.01·10 ⁻¹
3055.32	9	7	4.29·10 ⁻¹
3061.59	7	5	4.41·10 ⁻¹
3064.27	13	13	8.46·10 ⁻¹
3065.04	13	13	3.08·10 ⁻¹
3069.96	11	11	2.72·10 ⁻¹
3070.89	9	11	1.87·10 ⁻¹
3074.37	11	11	1.42
3079.88	9	11	9.55·10 ⁻¹
3080.40	7	9	3.61·10 ⁻¹
3085.62	9	9	1.63
3089.71	5	7	2.34·10 ⁻¹
3094.66	7	7	1.63
3100.88	7	9	1.20
3101.34	5	5	1.92
3117.54	13	13	1.89·10 ⁻¹
3132.59	7	9	1.79
3135.90	9	11	3.68·10 ⁻¹
3136.75	9	11	1.57·10 ⁻¹
3142.75	3	5	4.10·10 ⁻¹
3147.35	13	11	2.41·10 ⁻¹
3155.19	7	7	2.75·10 ⁻¹
3158.17	7	7	4.63·10 ⁻¹
3170.34	7	7	1.37
3171.38	5	7	2.03·10 ⁻¹
3175.59	13	11	8.40·10 ⁻¹
3179.78	11	13	2.33·10 ⁻¹
3183.03	11	9	3.98·10 ⁻¹
3184.58	7	5	2.77·10 ⁻¹
3185.10	7	7	2.54·10 ⁻¹
3185.71	5	3	6.10·10 ⁻¹
3188.10	7	9	3.45·10 ⁻¹
3188.41	5	7	4.40·10 ⁻¹
3192.79	9	11	1.88·10 ⁻¹
3193.98	7	5	1.53
3194.88	9	11	1.75·10 ⁻¹
3195.96	9	7	4.10·10 ⁻¹
3198.85	15	13	7.22·10 ⁻¹
3205.22	1	3	4.27·10 ⁻¹
3205.43	9	11	2.55·10 ⁻¹
3205.89	9	9	5.35·10 ⁻¹
3208.84	7	5	2.77·10 ⁻¹
3210.97	7	5	6.94·10 ⁻¹
3214.44	9	7	2.01·10 ⁻¹

Atomic

λ Å	Weights		A 10^8 s^{-1}
	g_i	g_k	
3215.07	3	5	4.20-10 ⁻¹
3216.78	15	13	2.10-10 ⁻¹
3221.73	3	1	1.41
3228.21	5	7	3.85-10 ⁻¹
3229.79	9	11	1.44-10 ⁻¹
3233.14	13	13	6.33-10 ⁻¹
3237.06	7	9	2.95-10 ⁻¹
3251.65	3	5	3.05-10 ⁻¹
3256.21	5	3	6.89-10 ⁻¹
3259.16	11	13	1.62-10 ⁻¹
3262.63	7	9	3.62-10 ⁻¹
3264.40	11	9	5.42-10 ⁻¹
3265.14	5	7	2.60-10 ⁻¹
3266.16	9	11	1.95-10 ⁻¹
3270.90	7	7	3.59-10 ⁻¹
3285.35	9	7	4.49-10 ⁻¹
3289.01	9	9	5.08-10 ⁻¹
3290.82	7	5	5.44-10 ⁻¹
3305.91	7	9	3.06-10 ⁻¹
3323.95	9	7	2.82-10 ⁻¹
3336.56	9	9	1.64-10 ⁻¹
3344.73	3	5	6.04-10 ⁻¹
3346.83	11	11	1.13-10 ⁻¹
3358.12	5	7	7.59-10 ⁻¹
3361.37	9	9	1.38-10 ⁻¹
3363.78	5	7	2.74-10 ⁻¹
3375.65	7	9	1.56-10 ⁻¹
3378.46	13	13	3.75-10 ⁻¹
3379.96	5	5	4.11-10 ⁻¹
3384.61	7	9	7.32-10 ⁻¹
3385.87	9	11	3.30-10 ⁻¹
3389.79	5	7	1.85-10 ⁻¹
3392.17	9	9	1.97-10 ⁻¹
3393.65	11	11	2.08-10 ⁻¹
3404.33	7	7	2.10-10 ⁻¹
3413.37	11	11	1.25-10 ⁻¹
3415.27	9	9	1.83-10 ⁻¹
3415.61	7	9	1.29-10 ⁻¹
3416.14	9	11	2.45-10 ⁻¹
3420.04	5	5	3.28-10 ⁻¹
3422.31	9	9	2.52-10 ⁻¹
3425.13	11	11	2.29-10 ⁻¹
3427.90	11	13	4.09-10 ⁻¹
3434.79	7	7	1.75-10 ⁻¹
3435.45	15	15	1.50
3437.21	11	9	8.06-10 ⁻¹
3445.03	7	9	1.53-10 ⁻¹
3445.26	7	5	2.96-10 ⁻¹
3447.12	9	11	8.75-10 ⁻¹
3449.07	7	9	1.52-10 ⁻¹
3449.85	5	7	1.65-10 ⁻¹
3452.60	7	7	2.48-10 ⁻¹
3456.15	5	5	3.60-10 ⁻¹
3460.78	9	7	6.03-10 ⁻¹
3466.19	9	7	2.11-10 ⁻¹
3466.96	7	7	1.52-10 ⁻¹
3467.85	5	7	2.63-10 ⁻¹
3469.22	5	3	6.96-10 ⁻¹
3469.63	13	15	1.51-10 ⁻¹
3470.92	3	5	2.91-10 ⁻¹

λ Å	Weights		A 10^8 s^{-1}
	g_i	g_k	
3475.03	3	3	4.68-10 ⁻¹
3479.42	7	5	2.26-10 ⁻¹
3489.43	7	7	3.27-10 ⁻¹
3504.41	7	9	8.06-10 ⁻¹
3505.31	7	9	2.25-10 ⁻¹
3508.11	9	9	1.59-10 ⁻¹
3510.77	13	13	4.75-10 ⁻¹
3517.55	11	11	5.41-10 ⁻¹
3518.21	3	3	3.64-10 ⁻¹
3521.38	9	9	1.39-10 ⁻¹
3521.41	9	11	6.06-10 ⁻¹
3524.98	7	9	2.25-10 ⁻¹
3538.92	11	11	2.24-10 ⁻¹
3540.57	5	3	4.46-10 ⁻¹
3542.17	7	5	4.93-10 ⁻¹
3552.71	9	7	3.64-10 ⁻¹
3555.64	3	3	3.46-10 ⁻¹
3558.09	5	7	5.43-10 ⁻¹
3566.05	9	9	2.67-10 ⁻¹
3566.74	7	7	1.43-10 ⁻¹
3570.64	15	15	7.18-10 ⁻¹
3573.88	3	5	3.58-10 ⁻¹
3580.54	13	11	5.49-10 ⁻¹
3581.88	11	13	3.81-10 ⁻¹
3585.57	7	5	3.95-10 ⁻¹
3590.74	7	9	2.23-10 ⁻¹
3595.55	5	5	2.32-10 ⁻¹
3598.88	13	11	5.67-10 ⁻¹
3600.73	9	9	2.07-10 ⁻¹
3601.88	7	9	1.15-10 ⁻¹
3602.94	5	7	2.96-10 ⁻¹
3604.07	9	7	3.25-10 ⁻¹
3615.16	7	9	1.96-10 ⁻¹
3623.22	11	9	5.58-10 ⁻¹
3624.46	9	11	5.27-10 ⁻¹
3624.62	5	7	1.37-10 ⁻¹
3638.20	5	3	3.51-10 ⁻¹
3638.21	5	3	3.33-10 ⁻¹
3640.62	7	5	1.94-10 ⁻¹
3647.84	7	7	2.11-10 ⁻¹
3657.36	5	7	2.03-10 ⁻¹
3658.13	9	9	1.86-10 ⁻¹
3659.36	7	9	6.70-10 ⁻¹
3662.15	7	9	1.45-10 ⁻¹
3662.99	11	11	3.48-10 ⁻¹
3663.27	7	5	2.30-10 ⁻¹
3664.81	11	13	9.54-10 ⁻¹
3669.34	9	7	2.16-10 ⁻¹
3672.81	9	11	1.95-10 ⁻¹
3672.82	9	9	1.13-10 ⁻¹
3680.68	11	11	2.96-10 ⁻¹
3681.72	9	7	1.68-10 ⁻¹
3687.96	5	7	2.12-10 ⁻¹
3688.97	11	9	3.26-10 ⁻¹
3690.59	11	9	2.07-10 ⁻¹
3694.94	5	7	6.36-10 ⁻¹
3696.04	11	11	3.59-10 ⁻¹
3708.55	7	9	1.28-10 ⁻¹
3715.75	9	7	2.38-10 ⁻¹
3718.48	5	7	1.34-10 ⁻¹

λ Å	Weights		A 10^8 s^{-1}
	g_i	g_k	
3720.25	7	9	2.86-10 ⁻¹
3725.55	7	7	1.60-10 ⁻¹
3727.68	9	11	1.51-10 ⁻¹
3728.50	7	9	2.20-10 ⁻¹
3733.02	7	7	1.45-10 ⁻¹
3733.41	13	13	2.80-10 ⁻¹
3735.62	11	11	1.66-10 ⁻¹
3742.28	7	7	1.56-10 ⁻¹
3747.19	5	7	3.07-10 ⁻¹
3748.48	9	11	3.95-10 ⁻¹
3755.16	9	9	2.48-10 ⁻¹
3758.52	9	9	1.22-10 ⁻¹
3759.60	9	7	1.82-10 ⁻¹
3760.88	9	9	2.16-10 ⁻¹
3768.73	9	9	2.88-10 ⁻¹
3769.99	7	9	2.46-10 ⁻¹
3777.72	13	11	1.66-10 ⁻¹
3788.25	7	9	2.87-10 ⁻¹
3794.43	9	9	1.22-10 ⁻¹
3798.25	7	9	6.90-10 ⁻¹
3801.84	9	7	3.16-10 ⁻¹
3805.99	5	5	2.44-10 ⁻¹
3819.78	9	11	1.47-10 ⁻¹
3824.78	5	7	1.40-10 ⁻¹
3827.15	7	7	1.94-10 ⁻¹
3828.88	7	7	1.35-10 ⁻¹
3830.81	5	5	1.83-10 ⁻¹
3831.07	7	9	1.20-10 ⁻¹
3832.11	9	9	3.05-10 ⁻¹
3833.75	9	9	1.70-10 ⁻¹
3846.18	7	7	1.26-10 ⁻¹
3848.30	9	9	1.26-10 ⁻¹
3851.99	11	9	1.78-10 ⁻¹
3864.10	7	7	6.24-10 ⁻¹
3866.69	3	5	1.74-10 ⁻¹
3874.15	7	5	1.67-10 ⁻¹
3902.95	7	5	6.17-10 ⁻¹
3909.54	9	7	1.13-10 ⁻¹
3919.55	11	13	2.24-10 ⁻¹
3955.48	13	11	1.71-10 ⁻¹
3973.76	11	13	4.39-10 ⁻¹
3977.90	9	7	1.35-10 ⁻¹
3980.20	5	3	2.70-10 ⁻¹
3991.85	11	9	1.29-10 ⁻¹
4010.13	5	3	4.38-10 ⁻¹
4021.01	9	11	2.65-10 ⁻¹
4051.18	13	11	1.36-10 ⁻¹
4062.08	11	9	1.96-10 ⁻¹
4069.88	13	11	3.25-10 ⁻¹
4076.19	9	9	1.16-10 ⁻¹
4084.37	9	7	1.94-10 ⁻¹
4107.46	7	5	2.02-10 ⁻¹
4120.09	13	15	6.05-10 ⁻¹
4131.92	9	11	1.56-10 ⁻¹
4148.98	9	11	1.56-10 ⁻¹
4157.40	13	11	2.17-10 ⁻¹
4157.90	9	11	1.60-10 ⁻¹
4185.82	11	13	3.82-10 ⁻¹
4188.32	11	13	3.32-10 ⁻¹
4194.56	11	11	2.70-10 ⁻¹

λ Å	Weights		A 10^8 s^{-1}
	g_i	g_k	
4232.59	9	11	3.17·10 ⁻¹
4240.83	5	5	1.68·10 ⁻¹
4246.02	11	13	2.00·10 ⁻¹
4251.88	13	11	1.76·10 ⁻¹
4254.95	7	9	2.01·10 ⁻¹
4269.28	11	11	1.36·10 ⁻¹
4276.91	7	9	2.85·10 ⁻¹
4277.24	9	11	1.35·10 ⁻¹
4317.92	15	15	1.28·10 ⁻¹
4325.80	3	3	1.84·10 ⁻¹
4326.14	5	7	2.56·10 ⁻¹
4340.74	5	7	1.23·10 ⁻¹
4381.63	13	13	2.93·10 ⁻¹
4382.41	11	13	3.83·10 ⁻¹
4409.94	13	13	1.38·10 ⁻¹
4411.69	11	11	2.63·10 ⁻¹
4434.95	9	9	2.51·10 ⁻¹
4446.42	11	11	1.90·10 ⁻¹
4457.35	7	7	1.28·10 ⁻¹
4474.57	5	5	2.10·10 ⁻¹
4491.65	11	11	2.09·10 ⁻¹
4536.80	13	15	5.03·10 ⁻¹
4598.23	1	3	1.47·10 ⁻¹
4624.23	9	9	1.32·10 ⁻¹
4633.08	3	5	2.35·10 ⁻¹
4652.24	5	7	1.55·10 ⁻¹
4686.08	3	3	1.72·10 ⁻¹
4688.21	13	15	1.54·10 ⁻¹
4707.25	7	9	3.63·10 ⁻¹
4718.86	5	5	2.17·10 ⁻¹
4723.05	9	9	1.23·10 ⁻¹
4731.44	9	11	4.49·10 ⁻¹
4758.50	11	9	3.01·10 ⁻¹
4760.18	11	13	4.67·10 ⁻¹
4764.11	9	7	2.16·10 ⁻¹
4811.05	13	11	4.36·10 ⁻¹
4819.25	11	9	2.71·10 ⁻¹
4830.51	9	7	4.07·10 ⁻¹
4858.39	13	11	1.24·10 ⁻¹
4868.02	7	5	3.11·10 ⁻¹
5037.18	9	7	1.14·10 ⁻¹
5044.36	7	5	1.31·10 ⁻¹
5163.18	9	11	2.03·10 ⁻¹
5171.06	5	7	1.84·10 ⁻¹
5172.94	5	5	4.11·10 ⁻¹
5174.18	5	3	5.83·10 ⁻¹
5191.45	7	9	1.62·10 ⁻¹
5238.21	7	9	3.74·10 ⁻¹
5240.87	7	7	3.89·10 ⁻¹
5242.80	7	5	2.01·10 ⁻¹
5261.53	5	7	1.13·10 ⁻¹
5280.85	5	5	1.28·10 ⁻¹
5355.52	9	9	1.21·10 ⁻¹
5356.46	11	11	2.11·10 ⁻¹
5360.51	9	11	6.19·10 ⁻¹
5364.28	9	9	2.26·10 ⁻¹
5460.50	5	3	3.46·10 ⁻¹
5493.76	7	5	2.13·10 ⁻¹
5506.49	5	7	3.61·10 ⁻¹
5533.03	5	5	3.72·10 ⁻¹

λ Å	Weights		A 10^8 s^{-1}
	g_i	g_k	
5570.44	5	3	3.30·10 ⁻¹
5849.71	3	3	3.02·10 ⁻¹
5851.50	3	5	1.55·10 ⁻¹
5893.36	5	5	2.60·10 ⁻¹
5895.93	5	7	3.12·10 ⁻¹
5926.37	7	7	1.63·10 ⁻¹
5928.88	7	9	5.32·10 ⁻¹
7154.11	9	9	3.45·10 ⁻¹
<i>Neodymium</i>			
<i>Nd II</i>			
3780.4	16	18	1.4·10 ⁻¹
3805.4	14	16	6.9·10 ⁻¹
3807.2	10	12	4.9·10 ⁻²
3863.3	8	10	1.5·10 ⁻¹
3941.5	10	10	6.1·10 ⁻¹
3951.2	12	12	6.0·10 ⁻¹
3973.3	18	18	6.3·10 ⁻¹
3979.5	10	12	2.7·10 ⁻¹
3990.1	16	16	5.2·10 ⁻¹
4012.3	18	20	5.5·10 ⁻¹
4061.1	16	18	4.4·10 ⁻¹
4106.6	14	16	6.8·10 ⁻²
4109.5	14	16	3.7·10 ⁻¹
4133.4	14	12	1.5·10 ⁻¹
4156.1	12	14	3.4·10 ⁻¹
4205.6	18	16	1.8·10 ⁻¹
4284.5	18	18	8.5·10 ⁻²
4303.6	8	10	4.7·10 ⁻¹
4325.8	16	16	1.6·10 ⁻¹
4358.2	14	14	1.5·10 ⁻¹
4382.7	12	10	4.0·10 ⁻²
4400.8	10	10	6.8·10 ⁻²
4451.6	12	14	2.5·10 ⁻¹
4456.4	16	18	6.4·10 ⁻²
4463.0	14	16	1.8·10 ⁻¹
4958.1	12	10	1.2·10 ⁻²
5130.6	22	20	1.6·10 ⁻¹
5192.6	20	18	1.7·10 ⁻¹
5249.6	18	16	1.8·10 ⁻¹
5276.9	12	10	1.2·10 ⁻¹
5293.2	16	14	1.2·10 ⁻¹
5302.3	20	18	1.1·10 ⁻¹
5311.5	14	12	1.1·10 ⁻¹
5319.8	12	10	1.6·10 ⁻¹
5357.0	18	16	1.8·10 ⁻¹
5371.9	20	20	5.1·10 ⁻²
5485.7	18	18	5.7·10 ⁻²
5594.4	16	16	7.0·10 ⁻²
5620.6	18	18	1.3·10 ⁻¹
5688.5	14	14	5.9·10 ⁻²
5718.1	16	16	8.7·10 ⁻²
5726.8	10	10	5.6·10 ⁻²
5740.9	12	12	7.2·10 ⁻²
5804.0	10	10	4.6·10 ⁻²
5865.1	16	18	1.3·10 ⁻²
6051.9	12	10	1.1·10 ⁻²

λ Å	Weights		A 10^8 s^{-1}
	g_i	g_k	
<i>Neon</i>			
<i>Ne I</i>			
615.63	1	3	3.8·10 ⁻¹
618.67	1	3	9.3·10 ⁻¹
619.10	1	3	3.3·10 ⁻¹
626.82	1	3	7.4·10 ⁻¹
629.74	1	3	4.8·10 ⁻¹
735.90	1	3	6.11
743.72	1	3	4.86·10 ⁻¹
3369.8	5	5	1.0·10 ⁻³
3369.9	5	3	7.6·10 ⁻³
3375.6	5	3	2.2·10 ⁻³
3417.9	3	5	9.2·10 ⁻³
3418.0	3	3	2.2·10 ⁻³
3423.9	3	3	1.0·10 ⁻³
3447.7	5	5	2.1·10 ⁻²
3450.8	5	3	4.9·10 ⁻³
3454.2	3	1	3.7·10 ⁻²
3460.5	1	3	7.0·10 ⁻³
3464.3	5	5	6.7·10 ⁻³
3466.6	1	3	1.3·10 ⁻²
3472.6	5	7	1.7·10 ⁻²
3498.1	3	5	5.1·10 ⁻³
3501.2	3	3	1.2·10 ⁻²
3510.7	5	3	2.2·10 ⁻³
3515.2	3	5	6.9·10 ⁻³
3520.5	3	1	9.3·10 ⁻²
3593.5	3	5	9.9·10 ⁻³
3593.6	3	3	6.6·10 ⁻³
3600.2	3	3	4.3·10 ⁻³
3633.7	3	1	1.1·10 ⁻²
3682.2	3	5	1.6·10 ⁻³
3685.7	3	3	3.9·10 ⁻³
3701.2	3	5	2.2·10 ⁻³
4536.3	3	3	5.0·10 ⁻³
4702.5	3	3	2.1·10 ⁻³
4708.9	3	3	4.2·10 ⁻²
4955.4	3	3	3.3·10 ⁻³
5113.7	3	3	1.0·10 ⁻²
5120.5	3	3	5.6·10 ⁻³
5154.4	3	3	1.9·10 ⁻²
5191.3	3	3	1.3·10 ⁻²
5326.4	3	3	6.8·10 ⁻³
5333.3	3	3	5.3·10 ⁻³
5341.1	3	3	1.1·10 ⁻¹
5400.6	3	1	9.0·10 ⁻³
5418.6	3	3	5.2·10 ⁻³
5433.7	3	3	2.83·10 ⁻³
5652.6	3	3	8.9·10 ⁻³
5662.5	3	3	6.9·10 ⁻³
5852.5	3	1	6.82·10 ⁻¹
5868.4	3	3	1.4·10 ⁻²
5881.9	5	3	1.15·10 ⁻¹
5913.6	3	3	4.8·10 ⁻²
5939.3	5	3	2.00·10 ⁻³
5944.8	5	5	1.13·10 ⁻¹
5961.6	3	3	3.3·10 ⁻²
5975.5	5	3	3.51·10 ⁻²

Atomic

λ \AA	Weights		A 10^8 s^{-1}
	g_i	g_k	
6030.0	3	3	5.61·10 ⁻²
6046.1	3	3	2.26·10 ⁻³
6074.3	3	1	6.03·10 ⁻¹
6096.2	3	5	1.81·10 ⁻¹
6118.0	5	3	6.09·10 ⁻³
6128.5	3	3	6.7·10 ⁻³
6143.1	5	5	2.82·10 ⁻¹
6150.3	3	3	1.5·10 ⁻²
6163.6	1	3	1.46·10 ⁻¹
6217.3	5	3	6.37·10 ⁻²
6266.5	1	3	2.49·10 ⁻¹
6273.0	3	3	9.7·10 ⁻³
6293.7	3	3	6.39·10 ⁻³
6304.8	3	5	4.16·10 ⁻²
6328.2	5	3	3.39·10 ⁻²
6330.9	3	3	2.3·10 ⁻²
6334.4	5	5	1.61·10 ⁻¹
6351.9	1	3	3.45·10 ⁻³
6383.0	3	3	3.21·10 ⁻¹
6401.1	3	3	1.39·10 ⁻²
6402.2	5	7	5.14·10 ⁻¹
6506.5	3	5	3.00·10 ⁻¹
6532.9	1	3	1.08·10 ⁻¹
6599.0	3	3	2.32·10 ⁻¹
6602.9	3	3	5.9·10 ⁻³
6652.1	3	1	2.9·10 ⁻³
6678.3	3	5	2.33·10 ⁻¹
6717.0	3	3	2.17·10 ⁻¹
6721.1	3	3	4.9·10 ⁻⁴
6929.5	3	5	1.74·10 ⁻¹
7024.1	3	3	1.89·10 ⁻²
7032.4	5	3	2.53·10 ⁻¹
7051.3	3	3	3.0·10 ⁻²
7059.1	3	5	6.8·10 ⁻²
7173.9	3	5	2.87·10 ⁻²
7245.2	3	3	9.35·10 ⁻²
7304.8	1	3	2.55·10 ⁻³
7438.9	1	3	2.31·10 ⁻²
7472.4	3	3	4.0·10 ⁻²
7535.8	3	3	4.3·10 ⁻¹
7937.0	5	5	7.8·10 ⁻³
8082.5	3	3	1.2·10 ⁻³
8118.5	3	3	4.9·10 ⁻²
8128.9	3	5	7.2·10 ⁻³
8259.4	5	5	2.03·10 ⁻²
8571.4	3	3	5.5·10 ⁻²
8582.9	3	5	1.00·10 ⁻²
8647.0	5	5	3.91·10 ⁻²
8681.9	3	3	2.1·10 ⁻¹
8767.5	3	3	1.1·10 ⁻³
8771.7	3	3	1.6·10 ⁻¹
8783.8	3	5	3.13·10 ⁻¹
8865.3	3	3	9.4·10 ⁻³
9201.8	3	3	9.1·10 ⁻²
9433.0	3	3	1.1·10 ⁻³
9486.7	3	3	2.5·10 ⁻²
9534.2	3	3	6.3·10 ⁻²
10621	3	3	2.4·10 ⁻³
11409	3	3	4.2·10 ⁻²
11525	3	3	8.4·10 ⁻²

λ \AA	Weights		A 10^8 s^{-1}
	g_i	g_k	
11767	3	3	6.9·10 ⁻²
12459	3	3	1.5·10 ⁻²
<i>Ne II</i>			
*357.03	6	10	3.8·10 ¹
*361.77	6	2	1.6·10 ¹
*406.28	6	10	1.8·10 ¹
*446.37	6	6	4.07·10 ¹
460.73	4	2	4.7·10 ¹
462.39	2	2	2.3·10 ¹
1907.5	4	2	2.8·10 ⁻¹
1916.1	4	4	6.9·10 ⁻¹
1930.0	2	2	5.7·10 ⁻¹
1938.8	2	4	1.3·10 ⁻¹
2858.0	6	6	7.9·10 ⁻¹
2870.0	6	6	1.7·10 ⁻¹
2873.0	6	4	3.8·10 ⁻¹
2876.3	4	6	7.8·10 ⁻¹
2876.5	6	4	3.3·10 ⁻¹
2878.1	2	2	6.9·10 ⁻²
2888.4	4	6	7.0·10 ⁻²
2891.5	4	4	6.1·10 ⁻²
2897.0	6	8	5.2·10 ⁻²
2906.8	2	4	5.5·10 ⁻¹
2910.1	4	2	1.7
2910.4	2	4	5.9·10 ⁻¹
2916.2	6	4	9.6·10 ⁻²
2925.6	2	2	5.6·10 ⁻¹
2933.7	6	6	6.9·10 ⁻²
2955.7	6	4	1.2
3001.7	4	4	8.7·10 ⁻¹
3017.3	6	4	3.5·10 ⁻¹
3027.0	6	6	1.4
3028.7	4	2	8.5·10 ⁻¹
3028.9	2	4	4.7·10 ⁻¹
3034.5	6	8	3.1
3037.7	4	4	2.1
3045.6	2	2	2.5
3047.6	4	6	1.8
3054.7	2	4	9.4·10 ⁻¹
3092.9	6	6	1.3
3097.1	8	8	1.3
3118.0	8	6	4.2·10 ⁻²
3134.1	6	4	2.6·10 ⁻¹
3140.4	8	6	2.4·10 ⁻¹
3151.1	6	6	4.8·10 ⁻²
3154.8	8	6	1.8·10 ⁻²
3164.4	8	8	1.6·10 ⁻¹
3165.7	6	6	1.2·10 ⁻¹
3173.6	6	4	4.5·10 ⁻²
3176.1	4	6	6.0·10 ⁻²
3187.6	4	6	1.4·10 ⁻²
3188.7	6	6	3.9·10 ⁻¹
3190.9	4	6	1.5·10 ⁻¹
3194.6	4	4	5.2·10 ⁻¹
3198.6	6	8	1.7
3198.9	4	4	2.3·10 ⁻¹
3209.0	8	8	1.6·10 ⁻¹
3209.4	2	4	6.0·10 ⁻¹
3213.7	2	4	1.7

λ \AA	Weights		A 10^8 s^{-1}
	g_i	g_k	
3214.3	4	6	2.2
3218.2	8	10	3.6
3224.8	6	8	3.5
3229.5	8	8	1.3·10 ⁻¹
3229.6	8	10	3.6
3230.1	6	6	1.8
3230.4	4	6	1.4·10 ⁻¹
3232.0	6	4	2.7·10 ⁻¹
3232.4	4	4	1.6
3243.4	6	6	2.3·10 ⁻¹
3244.1	6	8	1.5
3248.1	4	4	2.4·10 ⁻¹
3255.4	6	4	3.8·10 ⁻²
3263.4	2	4	3.9·10 ⁻¹
3269.9	4	6	5.1·10 ⁻¹
3270.8	6	4	5.7·10 ⁻²
3297.7	6	6	4.3·10 ⁻¹
3309.7	4	2	3.1·10 ⁻¹
3310.5	4	4	6.9·10 ⁻²
3311.3	4	2	2.6·10 ⁻¹
3314.7	6	6	4.4·10 ⁻²
3319.7	4	2	1.6
3320.2	8	6	2.1·10 ⁻¹
3323.7	4	4	1.6
3327.2	4	4	9.1·10 ⁻¹
3329.2	8	8	8.8·10 ⁻¹
3330.7	6	6	3.9·10 ⁻²
3334.8	6	8	1.8
3336.1	4	6	1.1
3344.4	2	2	1.5
3345.5	6	4	1.4
3345.8	4	4	2.2·10 ⁻¹
3353.6	4	2	1.2·10 ⁻¹
3355.0	4	6	1.3
3356.3	6	6	2.0·10 ⁻¹
3357.8	6	6	5.0·10 ⁻¹
3360.3	2	4	8.6·10 ⁻¹
3360.6	2	4	8.2·10 ⁻¹
3362.9	4	2	3.5·10 ⁻¹
3371.8	4	6	2.2·10 ⁻¹
3374.1	4	4	3.0·10 ⁻¹
3378.2	2	2	1.7
3379.3	2	2	3.0·10 ⁻¹
3386.2	4	6	5.5·10 ⁻²
3388.4	4	6	2.2
3390.6	2	4	7.7·10 ⁻²
3392.8	2	4	4.4·10 ⁻¹
3404.8	4	6	1.9
3407.0	6	8	2.3
3411.4	4	2	6.1·10 ⁻¹
3413.2	4	4	1.8
3414.9	4	6	1.8·10 ⁻²
3416.9	6	6	6.4·10 ⁻¹
3417.7	6	8	1.6
3438.9	2	2	1.4
3440.7	2	4	3.5·10 ⁻¹
3453.1	4	4	4.6·10 ⁻¹
3454.8	4	4	1.6
3456.6	2	4	9.6·10 ⁻¹
3457.1	4	6	9.9·10 ⁻²

λ Å	Weights		A 10^8 s^{-1}
	g_i	g_k	
3459.3	6	6	1.6
3475.2	4	4	$1.2 \cdot 10^{-2}$
3477.6	4	6	$4.3 \cdot 10^{-1}$
3481.9	4	2	1.4
3503.6	2	2	2.0
3522.7	4	2	$2.3 \cdot 10^{-2}$
3538.0	4	2	$7.6 \cdot 10^{-1}$
3539.9	4	4	$3.6 \cdot 10^{-2}$
3542.2	6	4	$6.0 \cdot 10^{-1}$
3542.9	4	6	1.2
3546.2	2	4	$6.3 \cdot 10^{-2}$
3551.6	2	4	$3.7 \cdot 10^{-2}$
3557.8	2	2	$1.9 \cdot 10^{-1}$
3561.2	4	6	$2.1 \cdot 10^{-1}$
3565.8	4	4	$6.2 \cdot 10^{-1}$
3568.5	6	8	1.4
3571.2	4	4	$6.3 \cdot 10^{-1}$
3574.2	6	6	$1.0 \cdot 10^{-1}$
3574.6	4	6	1.3
3590.4	4	6	$3.6 \cdot 10^{-2}$
3594.2	4	2	1.3
3612.3	2	4	$2.6 \cdot 10^{-1}$
3628.0	4	4	$6.0 \cdot 10^{-1}$
3632.7	4	4	$1.3 \cdot 10^{-1}$
3643.9	4	4	$3.2 \cdot 10^{-1}$
3644.9	2	4	$9.9 \cdot 10^{-1}$
3659.9	4	6	$6.7 \cdot 10^{-2}$
3664.1	6	4	$7.0 \cdot 10^{-1}$
3679.8	4	2	$3.2 \cdot 10^{-1}$
3694.2	6	6	1.0
3697.1	2	2	$2.8 \cdot 10^{-1}$
3701.8	4	6	$2.7 \cdot 10^{-1}$
3709.6	4	2	1.1
3713.1	4	6	1.3
3721.8	4	6	$2.0 \cdot 10^{-1}$
3726.9	4	4	$1.2 \cdot 10^{-1}$
3727.1	2	4	$9.8 \cdot 10^{-1}$
3734.9	4	4	$1.9 \cdot 10^{-1}$
3744.6	2	4	$2.6 \cdot 10^{-1}$
3751.2	2	2	$1.8 \cdot 10^{-1}$
3753.8	4	6	$4.5 \cdot 10^{-1}$
3766.3	4	6	$2.9 \cdot 10^{-1}$
3777.1	2	4	$4.2 \cdot 10^{-1}$
3800.0	4	4	$3.7 \cdot 10^{-1}$
3818.4	2	4	$6.1 \cdot 10^{-1}$
3829.8	4	6	$8.4 \cdot 10^{-1}$
3942.3	4	6	$1.0 \cdot 10^{-2}$
<i>Ne V</i>			
*142.61	9	9	$6.7 \cdot 10^2$
*143.32	9	15	$1.2 \cdot 10^3$
147.13	5	7	$1.5 \cdot 10^3$
151.23	5	5	$3.38 \cdot 10^2$
154.50	1	3	$7.0 \cdot 10^2$
*167.69	9	9	$1.5 \cdot 10^2$
*358.93	9	3	$2.1 \cdot 10^2$
365.59	5	3	$1.35 \cdot 10^2$
*482.15	9	9	$3.01 \cdot 10^1$
*571.04	9	15	$1.0 \cdot 10^1$
2259.6	3	5	1.9

λ Å	Weights		A 10^8 s^{-1}
	g_i	g_k	
2265.7	5	7	2.4
<i>Ne VII</i>			
97.502	1	3	$1.07 \cdot 10^3$
*115.46	9	3	$4.8 \cdot 10^2$
116.69	3	5	$1.6 \cdot 10^3$
127.66	3	1	$1.9 \cdot 10^2$
465.22	1	3	$4.09 \cdot 10^1$
558.61	3	5	8.11
559.95	1	3	$1.07 \cdot 10^1$
561.38	3	3	7.99
561.73	5	5	$2.39 \cdot 10^1$
562.99	3	1	$3.17 \cdot 10^1$
564.53	5	3	$1.31 \cdot 10^1$
<i>Ne VIII</i>			
*88.09	2	6	$8.4 \cdot 10^2$
*98.208	6	10	$2.77 \cdot 10^3$
770.41	2	4	5.90
780.32	2	2	5.69
2820.7	2	4	$7.20 \cdot 10^{-1}$
2860.1	2	2	$6.88 \cdot 10^{-1}$
<i>Nickel</i>			
<i>Ni I</i>			
1976.87	7	9	1.1
1990.25	5	7	$8.3 \cdot 10^{-1}$
2014.25	3	5	$9.3 \cdot 10^{-1}$
2085.57	5	5	2.6
2158.31	7	5	$6.9 \cdot 10^{-1}$
2289.98	9	7	2.1
2300.77	7	7	$7.5 \cdot 10^{-1}$
2312.34	7	7	5.5
2313.98	5	5	5.0
2317.16	7	5	3.8
2320.03	9	11	6.9
2321.38	5	7	5.6
2325.79	7	9	3.5
2329.96	5	3	5.3
2345.54	9	7	2.2
2346.63	7	5	$5.5 \cdot 10^{-1}$
3002.48	7	7	$8.0 \cdot 10^{-1}$
3003.62	5	5	$6.9 \cdot 10^{-1}$
3012.00	5	5	1.3
3037.93	7	7	$2.8 \cdot 10^{-1}$
3050.82	7	9	$6.0 \cdot 10^{-1}$
3054.31	5	5	$4.0 \cdot 10^{-1}$
3057.64	3	3	1.0
3101.56	5	7	$6.3 \cdot 10^{-1}$
3101.88	5	7	$4.9 \cdot 10^{-1}$
3134.11	3	5	$7.3 \cdot 10^{-1}$
3369.56	9	7	$1.8 \cdot 10^{-1}$
3380.57	5	3	1.3
3392.98	7	7	$2.4 \cdot 10^{-1}$
3414.76	7	9	$5.5 \cdot 10^{-1}$
3423.71	3	3	$3.3 \cdot 10^{-1}$
3433.56	7	7	$1.7 \cdot 10^{-1}$
3446.26	5	5	$4.4 \cdot 10^{-1}$
3452.88	5	7	$9.8 \cdot 10^{-2}$

λ Å	Weights		A 10^8 s^{-1}
	g_i	g_k	
3458.46	3	5	$6.1 \cdot 10^{-1}$
3461.66	7	9	$2.7 \cdot 10^{-1}$
3472.55	5	7	$1.2 \cdot 10^{-1}$
3492.96	5	3	$9.8 \cdot 10^{-1}$
3510.33	3	1	1.2
3515.05	5	7	$4.2 \cdot 10^{-1}$
3524.54	7	5	1.0
3566.37	5	5	$5.6 \cdot 10^{-1}$
3619.39	5	7	$6.6 \cdot 10^{-1}$
4027.67	5	7	$1.3 \cdot 10^{-1}$
4295.88	9	7	$1.7 \cdot 10^{-1}$
4401.54	9	11	$3.8 \cdot 10^{-1}$
4462.46	3	5	$1.7 \cdot 10^{-1}$
4470.48	5	7	$1.9 \cdot 10^{-1}$
4600.37	5	3	$2.6 \cdot 10^{-1}$
4604.99	9	7	$2.3 \cdot 10^{-1}$
4606.23	5	3	$1.0 \cdot 10^{-1}$
4648.66	11	9	$2.4 \cdot 10^{-1}$
4686.22	5	5	$1.4 \cdot 10^{-1}$
4701.54	9	9	$1.4 \cdot 10^{-1}$
4714.42	13	11	$4.6 \cdot 10^{-1}$
4715.78	7	7	$2.0 \cdot 10^{-1}$
4732.47	7	9	$9.3 \cdot 10^{-2}$
4752.43	3	3	$2.0 \cdot 10^{-1}$
4756.52	9	9	$1.5 \cdot 10^{-1}$
4786.54	11	11	$1.8 \cdot 10^{-1}$
4829.03	5	7	$1.9 \cdot 10^{-1}$
4831.18	9	7	$1.6 \cdot 10^{-1}$
4838.64	9	7	$2.2 \cdot 10^{-1}$
4855.41	5	5	$5.7 \cdot 10^{-1}$
4904.41	5	3	$6.2 \cdot 10^{-1}$
4912.03	3	3	$1.5 \cdot 10^{-1}$
4913.97	1	3	$2.2 \cdot 10^{-1}$
4918.36	9	7	$2.3 \cdot 10^{-1}$
4935.83	7	5	$2.4 \cdot 10^{-1}$
4937.34	9	9	$1.2 \cdot 10^{-1}$
4953.20	5	5	$1.2 \cdot 10^{-1}$
4980.17	9	11	$1.9 \cdot 10^{-1}$
5000.34	7	7	$1.4 \cdot 10^{-1}$
5012.46	7	7	$1.1 \cdot 10^{-1}$
5017.58	11	11	$2.0 \cdot 10^{-1}$
5035.37	7	9	$5.7 \cdot 10^{-1}$
5042.20	3	5	$1.4 \cdot 10^{-1}$
5048.85	7	7	$1.6 \cdot 10^{-1}$
5080.53	9	11	$3.2 \cdot 10^{-1}$
5081.11	7	9	$5.7 \cdot 10^{-1}$
5082.35	3	3	$2.5 \cdot 10^{-1}$
5084.08	7	9	$3.1 \cdot 10^{-1}$
5099.95	7	7	$2.9 \cdot 10^{-1}$
5115.40	11	9	$2.2 \cdot 10^{-1}$
5129.37	7	5	$1.2 \cdot 10^{-1}$
5155.14	5	5	$1.1 \cdot 10^{-1}$
5155.76	5	7	$2.9 \cdot 10^{-1}$
5176.57	5	5	$1.8 \cdot 10^{-1}$
5371.33	7	7	$1.6 \cdot 10^{-1}$
5476.91	1	3	$9.5 \cdot 10^{-2}$
5637.12	3	3	$1.1 \cdot 10^{-1}$
5664.02	5	7	$1.1 \cdot 10^{-1}$
5695.00	3	3	$1.7 \cdot 10^{-1}$
6086.29	3	5	$1.1 \cdot 10^{-1}$

Atomic

λ \AA	Weights		A 10^8 s^{-1}
	g_i	g_k	
6175.42	3	3	$1.7 \cdot 10^{-1}$
7122.24	5	7	$2.1 \cdot 10^{-1}$
7381.94	9	11	$9.7 \cdot 10^{-2}$
7422.30	7	5	$1.8 \cdot 10^{-1}$
7727.66	7	7	$1.1 \cdot 10^{-1}$
<i>Ni II</i>			
2165.55	10	10	2.4
2169.10	8	8	1.58
2174.67	8	10	1.43
2175.15	6	6	1.77
2184.61	4	4	2.90
2201.41	4	6	1.3
2206.72	6	8	1.66
2216.48	10	12	3.4
2220.40	6	8	2.3
2222.96	10	10	$9.8 \cdot 10^{-1}$
2224.86	8	8	1.55
2226.33	6	6	1.3
2253.85	4	6	1.98
2264.46	6	8	1.43
2270.21	8	10	1.56
2278.77	8	6	2.8
2287.09	6	4	2.8
2296.55	8	8	1.98
2297.14	6	4	2.70
2297.49	4	2	3.0
2298.27	6	6	2.8
2303.00	8	6	2.9
2316.04	10	8	2.88
2334.58	8	8	$8.0 \cdot 10^{-1}$
2375.42	6	8	$6.6 \cdot 10^{-1}$
2394.52	8	10	1.70
2416.13	6	8	2.1
2437.89	8	10	$5.4 \cdot 10^{-1}$
2510.87	8	10	$5.8 \cdot 10^{-1}$
<i>Ni III</i>			
1692.51	11	13	7.9
1709.90	9	11	6.3
1719.46	5	7	6.0
1722.28	3	5	5.9
1724.52	3	1	6.7
1741.96	9	7	5.7
1752.43	7	5	5.5
1760.56	5	3	6.5
1769.64	11	11	6.2
1823.06	9	9	5.6
<i>Nitrogen</i>			
<i>NI</i>			
951.079	4	6	$8.29 \cdot 10^{-3}$
951.295	4	4	$1.71 \cdot 10^{-3}$
952.303	4	6	$1.12 \cdot 10^{-1}$
952.415	4	4	$1.45 \cdot 10^{-1}$
952.523	4	2	$7.62 \cdot 10^{-2}$
953.415	4	2	1.90
953.655	4	4	1.81
953.970	4	6	1.62

λ \AA	Weights		A 10^8 s^{-1}
	g_i	g_k	
954.104	4	6	$1.95 \cdot 10^{-1}$
955.264	4	6	$3.37 \cdot 10^{-3}$
955.437	4	4	$1.40 \cdot 10^{-4}$
955.529	4	2	$2.63 \cdot 10^{-3}$
955.882	4	4	$4.29 \cdot 10^{-3}$
959.494	4	4	$3.75 \cdot 10^{-3}$
960.201	4	2	$1.69 \cdot 10^{-3}$
963.990	4	6	$5.94 \cdot 10^{-1}$
964.626	4	4	$5.66 \cdot 10^{-1}$
965.041	4	2	$5.52 \cdot 10^{-1}$
1003.37	4	4	$1.86 \cdot 10^{-6}$
1003.38	4	6	$8.40 \cdot 10^{-6}$
1134.17	4	2	1.51
1134.41	4	4	1.49
1134.98	4	6	1.44
1159.82	4	4	$4.94 \cdot 10^{-4}$
1160.94	4	2	$2.72 \cdot 10^{-4}$
1163.88	6	6	$3.25 \cdot 10^{-1}$
1164.00	4	6	$2.53 \cdot 10^{-3}$
1164.21	6	4	$2.98 \cdot 10^{-2}$
1164.32	4	4	$2.82 \cdot 10^{-1}$
1165.59	6	8	$1.69 \cdot 10^{-2}$
1165.72	6	6	$8.31 \cdot 10^{-4}$
1165.84	4	6	$1.99 \cdot 10^{-3}$
1165.88	6	4	$2.43 \cdot 10^{-4}$
1166.00	4	4	$6.79 \cdot 10^{-4}$
1167.45	6	8	1.10
1167.74	6	4	$1.17 \cdot 10^{-4}$
1167.86	4	4	$7.03 \cdot 10^{-4}$
1168.22	6	6	$1.30 \cdot 10^{-2}$
1168.33	4	6	$1.24 \cdot 10^{-1}$
1168.42	6	6	$3.38 \cdot 10^{-2}$
1168.54	4	6	$9.32 \cdot 10^{-1}$
1169.69	6	8	$2.79 \cdot 10^{-2}$
1170.16	6	6	$3.03 \cdot 10^{-3}$
1170.28	4	6	$3.06 \cdot 10^{-2}$
1170.42	6	4	$4.91 \cdot 10^{-4}$
1170.54	4	4	$1.11 \cdot 10^{-3}$
1170.67	4	2	$5.86 \cdot 10^{-2}$
1171.08	6	4	$1.25 \cdot 10^{-1}$
1171.20	4	4	$3.93 \cdot 10^{-3}$
1176.51	6	4	$8.52 \cdot 10^{-1}$
1176.63	4	4	$9.91 \cdot 10^{-2}$
1177.69	4	2	1.03
1183.28	6	6	$1.88 \cdot 10^{-5}$
1183.40	4	6	$2.16 \cdot 10^{-6}$
1184.24	6	4	$2.45 \cdot 10^{-3}$
1184.36	4	4	$3.34 \cdot 10^{-4}$
1184.98	4	2	$1.78 \cdot 10^{-3}$
1199.55	4	6	4.07
1200.22	4	4	4.03
1200.71	4	2	4.00
1243.17	6	4	$3.33 \cdot 10^{-1}$
1243.18	6	6	3.22
1243.31	4	4	3.10
1243.31	4	6	$2.36 \cdot 10^{-1}$
1310.54	4	6	$7.68 \cdot 10^{-1}$
1310.94	2	4	$6.05 \cdot 10^{-1}$
1310.95	4	4	$1.75 \cdot 10^{-1}$
1312.87	4	6	$5.53 \cdot 10^{-4}$

λ \AA	Weights		A 10^8 s^{-1}
	g_i	g_k	
1313.07	2	4	$2.79 \cdot 10^{-3}$
1313.08	4	4	$7.66 \cdot 10^{-5}$
1313.28	2	2	$2.37 \cdot 10^{-3}$
1313.28	4	2	$1.15 \cdot 10^{-3}$
1314.97	2	2	$1.14 \cdot 10^{-3}$
1314.98	4	2	$6.83 \cdot 10^{-4}$
1315.43	2	4	$3.65 \cdot 10^{-3}$
1315.44	4	4	$7.40 \cdot 10^{-4}$
1316.04	4	6	$1.06 \cdot 10^{-3}$
1316.29	4	6	$1.12 \cdot 10^{-2}$
1318.50	4	6	$1.36 \cdot 10^{-4}$
1318.82	2	4	$1.45 \cdot 10^{-5}$
1318.83	4	4	$1.00 \cdot 10^{-2}$
1319.00	2	2	$4.59 \cdot 10^{-1}$
1319.00	4	2	$2.28 \cdot 10^{-1}$
1319.67	2	4	$1.70 \cdot 10^{-1}$
1319.68	4	4	$5.76 \cdot 10^{-1}$
1326.56	2	4	$9.72 \cdot 10^{-3}$
1326.57	4	4	$6.71 \cdot 10^{-2}$
1327.92	2	2	$9.47 \cdot 10^{-2}$
1327.92	4	2	$4.43 \cdot 10^{-2}$
1335.18	4	6	$3.25 \cdot 10^{-6}$
1336.39	2	4	$1.02 \cdot 10^{-4}$
1336.40	4	4	$5.93 \cdot 10^{-4}$
1337.19	2	2	$3.16 \cdot 10^{-4}$
1337.20	4	2	$1.22 \cdot 10^{-4}$
1411.93	2	4	$4.46 \cdot 10^{-1}$
1411.94	4	4	$1.01 \cdot 10^{-1}$
1411.95	4	6	$5.34 \cdot 10^{-1}$
1492.63	6	4	3.11
1492.82	4	4	$3.26 \cdot 10^{-1}$
1494.68	4	2	3.46
1742.72	2	4	$2.12 \cdot 10^{-1}$
1742.73	4	4	1.05
1745.25	2	2	$8.35 \cdot 10^{-1}$
1745.26	4	2	$4.01 \cdot 10^{-1}$
6884.31	2	4	$2.90 \cdot 10^{-6}$
6900.36	4	4	$1.27 \cdot 10^{-5}$
7380.10	4	6	$1.94 \cdot 10^{-5}$
7403.39	2	4	$1.14 \cdot 10^{-4}$
7405.68	6	6	$4.39 \cdot 10^{-5}$
7421.94	4	4	$1.63 \cdot 10^{-4}$
7423.64	2	4	$5.64 \cdot 10^{-2}$
7442.30	4	4	$1.19 \cdot 10^{-1}$
7447.81	6	4	$1.49 \cdot 10^{-4}$
7468.31	6	4	$1.96 \cdot 10^{-1}$
8184.86	4	6	$8.21 \cdot 10^{-2}$
8188.01	2	4	$1.25 \cdot 10^{-1}$
8200.36	2	2	$4.68 \cdot 10^{-2}$
8210.72	4	4	$5.23 \cdot 10^{-2}$
8216.34	6	6	$2.26 \cdot 10^{-1}$
8223.13	4	2	$2.62 \cdot 10^{-1}$
8242.39	6	4	$1.31 \cdot 10^{-1}$
8567.74	2	4	$4.86 \cdot 10^{-2}$
8594.00	2	2	$2.09 \cdot 10^{-1}$
8629.24	4	4	$2.67 \cdot 10^{-1}$
8655.88	4	2	$1.07 \cdot 10^{-1}$
8664.39	2	4	$1.63 \cdot 10^{-3}$
8680.28	6	8	$2.53 \cdot 10^{-1}$
8683.40	4	6	$1.88 \cdot 10^{-1}$

λ Å	Weights		A 10^8 s^{-1}	λ Å	Weights		A 10^8 s^{-1}	λ Å	Weights		A 10^8 s^{-1}
	g_i	g_k			g_i	g_k			g_i	g_k	
8686.15	2	4	1.15·10 ⁻¹	536.365	5	7	1.52·10 ⁻¹	1275.25	5	5	9.34·10 ⁻²
8703.25	2	2	2.16·10 ⁻¹	536.536	5	5	2.35·10 ⁻²	1275.28	3	5	6.32·10 ⁻³
8711.70	4	4	1.29·10 ⁻¹	572.069	5	3	4.24·10 ⁻³	1276.20	5	3	4.54·10 ⁻¹
8718.84	6	6	6.54·10 ⁻²	574.650	5	7	3.83·10 ¹	1276.22	3	3	1.54·10 ⁻¹
8728.90	4	2	3.75·10 ⁻²	576.060	5	3	4.22·10 ⁻⁴	1276.80	3	1	6.08·10 ⁻¹
8747.37	6	4	9.65·10 ⁻³	576.232	5	5	3.23·10 ⁻²	1299.81	5	5	7.33·10 ⁻⁶
8758.21	2	4	2.62·10 ⁻⁴	580.802	5	7	1.39·10 ⁻²	1300.04	5	7	4.14·10 ⁻⁵
8767.35	2	2	1.22·10 ⁻³	580.904	5	5	1.38·10 ⁻¹	1304.77	5	3	6.74·10 ⁻⁴
9020.69	2	4	3.68·10 ⁻³	582.156	5	5	2.74·10 ¹	1304.79	3	3	2.32·10 ⁻⁴
9028.92	2	2	3.20·10 ⁻¹	583.925	5	7	2.32·10 ⁻²	1306.71	1	3	2.06·10 ⁻⁵
9060.48	2	4	3.21·10 ⁻¹	584.128	5	5	2.35·10 ⁻¹	1343.34	7	7	6.40·10 ⁻²
9386.81	2	4	2.13·10 ⁻¹	599.644	1	3	1.02·10 ⁻⁴	1343.57	5	7	7.55·10 ⁻³
9392.79	4	6	2.51·10 ⁻¹	599.819	3	3	1.69·10 ⁻³	1345.08	7	5	1.27·10 ⁻²
9419.39	2	4	2.93·10 ⁻⁴	600.115	5	3	3.15·10 ⁻⁴	1345.31	5	5	4.90·10 ⁻²
9460.68	4	4	3.73·10 ⁻²	635.197	1	3	2.58·10 ¹	1345.34	3	5	1.03·10 ⁻²
9464.17	2	2	3.50·10 ⁻³	640.121	1	3	2.30·10 ⁻²	1346.41	5	3	1.94·10 ⁻²
9493.77	4	4	4.06·10 ⁻⁶	644.634	1	3	1.19·10 ¹	1346.44	3	3	5.28·10 ⁻²
9660.12	2	4	2.49·10 ⁻⁴	644.837	3	3	3.56·10 ¹	1381.97	5	3	1.30·10 ⁻⁷
9708.45	2	2	3.18·10 ⁻⁵	645.178	5	3	5.94·10 ¹	1382.00	3	3	7.07·10 ⁻⁵
9716.46	6	4	1.34·10 ⁻⁴	646.209	1	3	1.43·10 ⁻²	1538.57	3	5	1.59·10 ⁻⁵
9740.39	4	2	9.03·10 ⁻⁵	660.286	5	3	3.17·10 ¹	1627.35	3	5	7.03·10 ⁻³
9742.12	8	6	4.91·10 ⁻⁷	670.296	1	3	3.80·10 ⁻¹	1627.38	5	5	2.39·10 ⁻²
9776.90	2	4	1.40·10 ⁻²	670.515	3	3	3.02·10 ⁻¹	1628.90	3	3	5.17·10 ⁻³
9786.78	4	6	1.18·10 ⁻²	670.884	5	3	3.68·10 ⁻¹	1628.92	5	3	1.98·10 ⁻²
9788.29	2	2	3.83·10 ⁻²	671.016	3	5	2.84	1629.08	1	3	7.93·10 ⁻³
9798.56	4	4	3.33·10 ⁻²	671.386	5	5	8.52	1629.83	3	1	3.21·10 ⁻²
9810.01	4	2	5.42·10 ⁻²	671.411	1	3	3.40	1675.73	3	3	2.70·10 ⁻¹
9814.02	6	8	7.00·10 ⁻³	671.630	3	3	2.53	1675.75	5	3	4.39·10 ⁻¹
9822.75	6	6	5.74·10 ⁻²	671.773	3	1	1.13·10 ¹	1675.92	1	3	9.09·10 ⁻²
9834.61	6	4	4.50·10 ⁻²	672.001	5	3	4.38	1678.89	1	3	3.62·10 ⁻⁶
9863.33	8	8	1.03·10 ⁻¹	693.774	3	5	5.66·10 ⁻⁵	1740.31	5	7	2.21·10 ⁻¹
9872.15	8	6	2.97·10 ⁻²	694.169	5	5	4.14·10 ⁻⁴	1743.20	3	5	1.67·10 ⁻¹
9883.38	2	2	1.83·10 ⁻²	715.254	5	3	1.06·10 ⁻³	1743.23	5	5	5.40·10 ⁻²
9905.52	4	2	1.83·10 ⁻³	745.841	1	3	1.35·10 ¹	1745.05	3	3	9.07·10 ⁻²
9909.22	2	4	4.07·10 ⁻³	746.984	5	3	3.69·10 ¹	1745.08	5	3	5.97·10 ⁻³
9931.47	4	4	2.02·10 ⁻²	747.606	5	5	7.17·10 ⁻⁵	1745.26	1	3	1.23·10 ⁻¹
9965.75	4	6	3.48·10 ⁻³	748.369	5	3	3.81	1805.24	3	3	2.48·10 ⁻⁴
9968.51	6	4	2.23·10 ⁻³	775.965	5	5	3.14·10 ¹	1805.28	5	3	3.05·10 ⁻⁵
9980.42	4	6	4.86·10 ⁻³	816.740	1	3	1.85·10 ⁻⁴	1805.47	1	3	4.06·10 ⁻⁵
<i>NI</i>				834.070	5	7	8.13·10 ⁻⁷	2139.01	3	5	5.15·10 ⁻⁷
				834.740	5	5	2.42·10 ⁻⁷	2142.77	5	5	1.27·10 ⁻⁶
525.983	1	3	3.94·10 ⁻²	835.163	5	3	3.04·10 ⁻⁸	3329.70	5	5	2.01·10 ⁻²
526.118	3	3	8.74·10 ⁻⁴	858.376	1	3	2.56·10 ⁻¹	3408.13	3	1	1.91·10 ⁻¹
526.345	5	3	5.91·10 ⁻³	860.205	1	3	2.65·10 ⁻²	3437.14	3	1	1.91
528.529	5	7	1.86·10 ⁻²	915.612	1	3	4.23	3775.61	5	5	6.61·10 ⁻⁶
529.355	1	3	7.17	915.962	3	1	1.27·10 ¹	3919.00	3	3	7.56·10 ⁻¹
529.413	3	1	2.44·10 ¹	916.012	3	5	3.14	3955.85	3	5	1.21·10 ⁻¹
529.491	3	3	6.86	916.020	3	3	3.21	3977.31	5	5	7.79·10 ⁻⁵
529.637	3	5	4.83	916.701	5	5	9.55	3995.00	3	5	1.22
529.722	5	3	1.04·10 ¹	916.710	5	3	5.27	4046.74	5	3	1.44·10 ⁻⁵
529.867	5	5	1.96·10 ¹	1064.95	5	5	2.30·10 ⁻⁵	4109.59	3	1	1.24·10 ⁻⁶
533.511	1	3	2.46·10 ¹	1064.96	5	3	5.16·10 ⁻⁵	4114.33	3	3	1.65·10 ⁻³
533.581	3	5	3.29·10 ¹	1083.99	1	3	2.10	4123.12	3	5	4.37·10 ⁻⁴
533.650	3	3	1.70·10 ¹	1084.56	3	3	1.54	4236.36	3	3	1.93·10 ⁻³
533.729	5	7	4.24·10 ¹	1084.58	3	5	2.82	4319.06	3	1	5.59·10 ⁻⁵
533.815	5	5	9.35	1085.53	5	3	9.96·10 ⁻²	4374.99	3	5	6.31·10 ⁻³
533.884	5	3	9.54·10 ⁻¹	1085.55	5	5	9.10·10 ⁻¹	4379.58	3	3	1.76·10 ⁻³
534.637	3	5	4.96·10 ⁻²	1085.70	5	7	3.72	4393.85	5	7	5.21·10 ⁻⁴
534.872	5	5	7.14·10 ⁻⁴	1162.50	3	1	8.42·10 ⁻⁵	4412.50	7	7	2.93·10 ⁻⁵
536.300	3	5	6.40·10 ⁻²	1275.04	7	5	5.10·10 ⁻¹	4445.03	5	7	1.20·10 ⁻⁶

Atomic

λ Å	Weights		A 10^8 s^{-1}
	g_i	g_k	
4447.03	3	5	1.12
4459.94	3	1	$7.99 \cdot 10^{-2}$
4464.13	5	5	$5.85 \cdot 10^{-8}$
4465.53	3	3	$1.59 \cdot 10^{-2}$
4475.89	3	5	$3.96 \cdot 10^{-4}$
4476.27	5	3	$3.40 \cdot 10^{-5}$
4477.68	5	3	$6.44 \cdot 10^{-2}$
4488.09	5	5	$8.62 \cdot 10^{-3}$
4507.56	7	5	$7.39 \cdot 10^{-2}$
4564.76	3	5	$1.65 \cdot 10^{-2}$
4601.48	3	5	$2.22 \cdot 10^{-1}$
4607.15	1	3	$3.15 \cdot 10^{-1}$
4613.87	3	3	$2.12 \cdot 10^{-1}$
4621.39	3	1	$9.04 \cdot 10^{-1}$
4630.54	5	5	$7.48 \cdot 10^{-1}$
4643.09	5	3	$4.39 \cdot 10^{-1}$
4654.53	3	5	$1.92 \cdot 10^{-2}$
4667.21	3	3	$2.31 \cdot 10^{-2}$
4674.91	3	1	$8.54 \cdot 10^{-2}$
4709.44	3	3	$1.49 \cdot 10^{-3}$
4774.24	3	5	$3.07 \cdot 10^{-2}$
4779.72	3	3	$2.49 \cdot 10^{-1}$
4781.19	5	7	$1.92 \cdot 10^{-2}$
4788.14	5	5	$2.50 \cdot 10^{-1}$
4793.65	5	3	$7.73 \cdot 10^{-2}$
4803.29	7	7	$3.17 \cdot 10^{-1}$
4810.30	7	5	$4.75 \cdot 10^{-2}$
4860.17	3	5	$1.87 \cdot 10^{-2}$
4874.57	5	5	$2.17 \cdot 10^{-5}$
4895.12	5	3	$3.04 \cdot 10^{-2}$
4897.54	7	5	$5.61 \cdot 10^{-6}$
4987.38	3	1	$6.98 \cdot 10^{-1}$
4994.37	3	3	$7.11 \cdot 10^{-1}$
5001.13	3	5	$9.65 \cdot 10^{-1}$
5001.47	5	7	1.04
5002.70	1	3	$8.33 \cdot 10^{-2}$
5005.15	7	9	1.14
5007.33	3	5	$7.43 \cdot 10^{-1}$
5010.62	3	3	$2.10 \cdot 10^{-1}$
5016.38	5	5	$1.59 \cdot 10^{-1}$
5025.66	7	7	$1.04 \cdot 10^{-1}$
5040.71	7	5	$3.65 \cdot 10^{-3}$
5045.10	5	3	$3.37 \cdot 10^{-1}$
5073.59	3	3	$2.43 \cdot 10^{-2}$
5114.28	1	3	$3.88 \cdot 10^{-4}$
5123.53	3	3	$5.69 \cdot 10^{-5}$
5138.90	5	3	$3.34 \cdot 10^{-5}$
5238.18	3	5	$3.16 \cdot 10^{-5}$
5355.00	5	7	$7.02 \cdot 10^{-5}$
5383.72	3	5	$3.69 \cdot 10^{-3}$
5390.69	3	3	$2.04 \cdot 10^{-3}$
5452.07	1	3	$9.82 \cdot 10^{-2}$
5454.22	3	1	$3.70 \cdot 10^{-1}$
5462.58	3	3	$1.11 \cdot 10^{-1}$
5478.09	3	5	$5.22 \cdot 10^{-2}$
5480.05	5	3	$1.44 \cdot 10^{-1}$
5493.23	3	5	$3.11 \cdot 10^{-4}$
5495.65	5	5	$2.66 \cdot 10^{-1}$
5666.63	3	5	$3.45 \cdot 10^{-1}$
5674.00	3	5	$4.82 \cdot 10^{-7}$

λ Å	Weights		A 10^8 s^{-1}
	g_i	g_k	
5676.02	1	3	$2.80 \cdot 10^{-1}$
5679.56	5	7	$4.96 \cdot 10^{-1}$
5686.21	3	3	$1.78 \cdot 10^{-1}$
5710.77	5	5	$1.17 \cdot 10^{-1}$
5730.66	5	3	$1.26 \cdot 10^{-2}$
5747.30	3	5	$3.27 \cdot 10^{-2}$
5767.45	3	3	$2.39 \cdot 10^{-2}$
5927.81	1	3	$3.19 \cdot 10^{-1}$
5931.78	3	5	$4.23 \cdot 10^{-1}$
5940.24	3	3	$2.22 \cdot 10^{-1}$
5941.65	5	7	$5.47 \cdot 10^{-1}$
5952.39	5	5	$1.24 \cdot 10^{-1}$
5960.91	5	3	$1.29 \cdot 10^{-2}$
6065.00	3	5	$2.57 \cdot 10^{-3}$
6086.54	5	5	$5.87 \cdot 10^{-5}$
6284.32	5	3	$4.63 \cdot 10^{-2}$
6285.69	5	7	$1.10 \cdot 10^{-3}$
6286.11	3	5	$4.50 \cdot 10^{-4}$
6309.25	5	5	$1.71 \cdot 10^{-4}$
6366.79	1	3	$8.14 \cdot 10^{-5}$
6379.62	3	3	$3.52 \cdot 10^{-2}$
6433.44	3	5	$1.22 \cdot 10^{-4}$
6457.68	3	3	$1.17 \cdot 10^{-4}$
6472.43	3	1	$1.13 \cdot 10^{-4}$
6482.05	3	3	$2.58 \cdot 10^{-1}$
6610.56	5	7	$6.01 \cdot 10^{-1}$
6802.17	5	3	$1.43 \cdot 10^{-5}$
6826.23	5	5	$2.49 \cdot 10^{-4}$
7262.55	3	3	$1.42 \cdot 10^{-7}$
7528.12	5	7	$6.61 \cdot 10^{-5}$
7545.36	5	5	$4.53 \cdot 10^{-4}$
7559.05	5	3	$1.90 \cdot 10^{-5}$
7762.24	5	5	$8.49 \cdot 10^{-2}$
8089.08	5	7	$1.01 \cdot 10^{-4}$
8128.14	5	5	$5.55 \cdot 10^{-4}$
8687.43	3	1	$1.16 \cdot 10^{-2}$
9399.64	1	3	$1.04 \cdot 10^{-4}$
<i>N III</i>			
374.198	2	4	$9.89 \cdot 10^1$
451.871	2	2	$1.03 \cdot 10^1$
452.227	4	2	$2.05 \cdot 10^1$
684.998	2	4	9.63
685.515	2	2	$3.83 \cdot 10^1$
685.817	4	4	$4.54 \cdot 10^1$
686.336	4	2	$1.95 \cdot 10^1$
763.334	2	2	9.58
764.351	4	2	$1.85 \cdot 10^1$
771.545	2	4	8.19
771.901	4	4	$1.64 \cdot 10^1$
772.384	6	4	$2.45 \cdot 10^1$
772.889	6	4	$2.09 \cdot 10^1$
772.955	4	2	$2.34 \cdot 10^1$
979.832	4	4	8.84
979.905	6	6	9.21
989.799	2	4	4.18
991.511	4	4	$8.17 \cdot 10^{-1}$
991.577	4	6	4.97
1747.85	2	4	1.28
1751.22	4	4	$2.48 \cdot 10^{-1}$

λ Å	Weights		A 10^8 s^{-1}
	g_i	g_k	
1751.66	4	6	1.51
2972.55	2	2	$6.67 \cdot 10^{-1}$
2977.33	4	2	$3.32 \cdot 10^{-1}$
2978.84	2	4	$1.66 \cdot 10^{-1}$
2983.64	4	4	$8.24 \cdot 10^{-1}$
3342.76	2	2	$3.80 \cdot 10^{-1}$
3353.98	2	4	$7.66 \cdot 10^{-1}$
3354.32	4	6	$5.51 \cdot 10^{-1}$
3355.46	4	2	$7.51 \cdot 10^{-1}$
3358.78	2	2	$3.05 \cdot 10^{-1}$
3360.98	4	4	$2.44 \cdot 10^{-1}$
3365.80	4	2	1.52
3367.36	6	6	1.27
3374.07	6	4	$8.13 \cdot 10^{-1}$
3745.95	2	4	$1.90 \cdot 10^{-1}$
3752.63	2	2	$6.67 \cdot 10^{-2}$
3754.69	4	4	$3.78 \cdot 10^{-1}$
3762.60	4	4	$4.24 \cdot 10^{-2}$
3771.03	6	4	$5.59 \cdot 10^{-1}$
3771.36	6	4	$8.28 \cdot 10^{-2}$
3792.97	8	6	$1.03 \cdot 10^{-1}$
3934.50	2	4	$7.49 \cdot 10^{-1}$
3938.51	4	6	$8.96 \cdot 10^{-1}$
3942.88	4	4	$1.49 \cdot 10^{-1}$
4097.36	2	4	$8.70 \cdot 10^{-1}$
4103.39	2	2	$8.67 \cdot 10^{-1}$
4195.74	2	4	$9.37 \cdot 10^{-1}$
4200.07	4	6	1.12
4215.77	4	4	$1.85 \cdot 10^{-1}$
4318.78	2	4	$5.40 \cdot 10^{-2}$
4321.22	2	2	$1.08 \cdot 10^{-1}$
4321.39	4	6	$5.03 \cdot 10^{-2}$
4325.43	4	4	$8.60 \cdot 10^{-2}$
4327.69	6	8	$3.06 \cdot 10^{-2}$
4327.88	4	2	$1.07 \cdot 10^{-1}$
4332.95	6	6	$1.23 \cdot 10^{-1}$
4337.01	6	4	$7.47 \cdot 10^{-2}$
4345.81	8	8	$1.82 \cdot 10^{-1}$
4351.11	8	6	$4.01 \cdot 10^{-2}$
4510.88	2	4	$2.84 \cdot 10^{-1}$
4510.96	4	6	$4.77 \cdot 10^{-1}$
4514.85	6	8	$6.80 \cdot 10^{-1}$
4518.14	2	2	$5.65 \cdot 10^{-1}$
4523.56	4	4	$3.61 \cdot 10^{-1}$
4530.86	4	2	$1.12 \cdot 10^{-1}$
4534.58	6	6	$2.01 \cdot 10^{-1}$
4547.30	6	4	$3.33 \cdot 10^{-2}$
4634.13	2	4	$6.36 \cdot 10^{-1}$
4640.64	4	6	$7.60 \cdot 10^{-1}$
4641.85	4	4	$1.26 \cdot 10^{-1}$
4858.70	2	4	$4.35 \cdot 10^{-1}$
4858.98	4	6	$4.66 \cdot 10^{-1}$
4861.27	6	8	$5.32 \cdot 10^{-1}$
4867.12	4	4	$1.73 \cdot 10^{-1}$
4867.17	8	10	$6.18 \cdot 10^{-1}$
4873.60	6	6	$1.50 \cdot 10^{-1}$
4881.78	6	4	$1.22 \cdot 10^{-2}$
4884.14	8	8	$8.71 \cdot 10^{-2}$
4896.58	8	6	$5.86 \cdot 10^{-3}$
5260.86	2	2	$2.80 \cdot 10^{-2}$

λ Å	Weights		A 10^8 s^{-1}
	g_i	g_k	
5270.57	2	4	$6.95 \cdot 10^{-2}$
5272.68	4	2	$1.39 \cdot 10^{-1}$
5282.43	4	4	$2.21 \cdot 10^{-2}$
5297.75	4	6	$4.93 \cdot 10^{-2}$
5298.95	6	4	$7.38 \cdot 10^{-2}$
5314.36	6	6	$1.14 \cdot 10^{-1}$
5320.87	6	8	$5.68 \cdot 10^{-1}$
5327.19	4	6	$5.29 \cdot 10^{-1}$
5352.46	6	6	$3.72 \cdot 10^{-2}$
6365.84	2	2	$2.18 \cdot 10^{-1}$
6394.75	2	4	$2.15 \cdot 10^{-1}$
6445.34	2	4	$8.89 \cdot 10^{-2}$
6450.79	2	2	$1.77 \cdot 10^{-1}$
6454.08	4	6	$1.49 \cdot 10^{-1}$
6463.09	4	4	$1.13 \cdot 10^{-1}$
6467.02	6	8	$2.11 \cdot 10^{-1}$
6468.57	4	2	$3.52 \cdot 10^{-2}$
6478.76	6	6	$6.31 \cdot 10^{-2}$
6487.84	6	4	$1.05 \cdot 10^{-2}$
7371.51	4	4	$3.53 \cdot 10^{-2}$
7404.54	6	6	$3.61 \cdot 10^{-2}$
8307.51	2	4	$1.65 \cdot 10^{-2}$
8344.95	2	2	$6.52 \cdot 10^{-2}$
8386.39	4	4	$8.03 \cdot 10^{-2}$
8424.56	4	2	$3.17 \cdot 10^{-2}$
<i>NIV</i>			
247.205	1	3	$1.19 \cdot 10^2$
*283.52	9	15	$3.05 \cdot 10^2$
*322.64	9	3	$8.99 \cdot 10^1$
335.047	3	5	$1.845 \cdot 10^2$
387.356	3	1	$2.55 \cdot 10^1$
765.147	1	3	$2.320 \cdot 10^1$
*923.16	9	9	$1.759 \cdot 10^1$
955.334	3	1	$2.919 \cdot 10^1$
1718.55	3	5	2.321
2649.88	3	3	1.07
3052.20	1	3	$1.33 \cdot 10^{-1}$
3059.60	3	3	$3.95 \cdot 10^{-1}$
3075.19	5	3	$6.48 \cdot 10^{-1}$
3443.61	3	5	$3.46 \cdot 10^{-1}$
3445.22	1	3	$4.60 \cdot 10^{-1}$
3454.65	3	3	$3.42 \cdot 10^{-1}$
3461.36	3	1	1.36
3463.36	5	5	1.02
3474.53	5	3	$5.61 \cdot 10^{-1}$
3478.72	3	5	1.06
*3480.8	3	9	1.06
3483.00	3	3	1.06
3484.93	3	1	1.06
3689.94	3	1	$9.10 \cdot 10^{-2}$
3694.14	3	3	$2.27 \cdot 10^{-2}$
3707.39	5	3	$6.73 \cdot 10^{-2}$
3714.43	5	5	$1.34 \cdot 10^{-2}$
3735.43	7	5	$7.37 \cdot 10^{-2}$
3747.54	3	5	$9.92 \cdot 10^{-1}$
4057.76	3	5	$6.62 \cdot 10^{-1}$
4740.26	3	5	$1.53 \cdot 10^{-2}$
4747.96	3	3	$7.60 \cdot 10^{-2}$
4752.49	5	7	$1.13 \cdot 10^{-2}$

λ Å	Weights		A 10^8 s^{-1}
	g_i	g_k	
4762.09	5	5	$6.99 \cdot 10^{-2}$
4769.86	5	3	$2.50 \cdot 10^{-2}$
4786.92	7	7	$8.79 \cdot 10^{-2}$
4796.66	7	5	$1.53 \cdot 10^{-2}$
5200.41	3	5	$2.67 \cdot 10^{-1}$
5204.28	5	7	$3.55 \cdot 10^{-1}$
5205.15	1	3	$1.97 \cdot 10^{-1}$
5226.70	3	3	$1.46 \cdot 10^{-1}$
5245.60	5	5	$8.66 \cdot 10^{-2}$
5272.35	5	3	$9.48 \cdot 10^{-3}$
5288.25	5	3	$3.22 \cdot 10^{-2}$
5736.93	3	5	$1.84 \cdot 10^{-1}$
5776.31	1	3	$1.85 \cdot 10^{-2}$
5784.76	3	1	$5.51 \cdot 10^{-2}$
5795.09	3	3	$1.37 \cdot 10^{-2}$
5812.31	3	5	$1.36 \cdot 10^{-2}$
5826.43	5	3	$2.25 \cdot 10^{-2}$
5843.84	5	5	$4.01 \cdot 10^{-2}$
6380.75	1	3	$1.42 \cdot 10^{-1}$
7103.24	1	3	$6.28 \cdot 10^{-2}$
7109.35	3	5	$8.46 \cdot 10^{-2}$
7111.28	3	3	$4.70 \cdot 10^{-2}$
*7116.8	9	15	$1.12 \cdot 10^{-1}$
7122.98	5	7	$1.12 \cdot 10^{-1}$
7127.25	5	5	$2.80 \cdot 10^{-2}$
7127.25	5	3	$3.11 \cdot 10^{-3}$
9165.07	3	5	$4.23 \cdot 10^{-2}$
9182.16	5	7	$4.45 \cdot 10^{-2}$
9222.99	7	9	$4.95 \cdot 10^{-2}$
9247.04	5	5	$7.66 \cdot 10^{-3}$
9311.55	7	7	$5.36 \cdot 10^{-3}$
<i>NV</i>			
*209.29	2	6	$1.21 \cdot 10^2$
*247.66	6	10	$4.26 \cdot 10^2$
1238.82	2	4	3.40
1242.80	2	2	3.37
4603.74	2	4	$4.14 \cdot 10^{-1}$
4619.97	2	2	$4.10 \cdot 10^{-1}$
<i>NVI</i>			
24.8980	1	3	$5.158 \cdot 10^3$
28.7870	1	3	$1.809 \cdot 10^4$
*161.220	3	9	$2.859 \cdot 10^2$
173.275	1	3	$2.697 \cdot 10^2$
*173.93	9	15	$8.756 \cdot 10^2$
185.192	3	5	$8.205 \cdot 10^2$
*1901	3	9	$6.780 \cdot 10^{-1}$
2896.4	1	3	$2.079 \cdot 10^{-1}$
*6991.1	3	9	$8.384 \cdot 10^{-2}$
9622.0	1	3	$3.276 \cdot 10^{-2}$
<i>Oxygen</i>			
<i>OI</i>			
791.973	5	5	4.94
792.938	1	3	2.19
792.967	3	5	1.64
877.798	5	3	2.85
877.879	5	5	5.12

λ Å	Weights		A 10^8 s^{-1}
	g_i	g_k	
922.008	5	7	1.23
935.193	5	5	1.33
1028.16	1	3	$4.22 \cdot 10^{-1}$
1152.15	5	5	5.28
1217.65	1	3	2.06
1302.17	5	3	3.41
1304.86	3	3	2.03
1306.03	1	3	$6.76 \cdot 10^{-1}$
3823.41	7	7	$6.63 \cdot 10^{-3}$
3823.87	5	3	$1.87 \cdot 10^{-3}$
3824.35	5	5	$5.19 \cdot 10^{-3}$
3825.02	3	3	$5.59 \cdot 10^{-3}$
3825.19	5	7	$8.31 \cdot 10^{-4}$
3855.01	5	5	$1.63 \cdot 10^{-2}$
3947.29	5	7	$4.91 \cdot 10^{-3}$
3947.48	5	5	$4.88 \cdot 10^{-3}$
3947.59	5	3	$4.87 \cdot 10^{-3}$
3951.93	3	1	$3.10 \cdot 10^{-3}$
3952.98	5	3	$1.29 \cdot 10^{-3}$
3953.00	1	3	$1.03 \cdot 10^{-3}$
3954.52	3	5	$7.73 \cdot 10^{-4}$
3954.61	5	5	$2.32 \cdot 10^{-3}$
3997.95	5	3	$2.41 \cdot 10^{-2}$
4217.09	3	1	$5.44 \cdot 10^{-3}$
4222.77	5	3	$2.26 \cdot 10^{-3}$
4222.82	1	3	$1.81 \cdot 10^{-3}$
4233.27	5	5	$4.04 \cdot 10^{-3}$
4368.19	3	1	$7.56 \cdot 10^{-3}$
4368.24	3	5	$7.59 \cdot 10^{-3}$
4967.38	3	5	$4.43 \cdot 10^{-3}$
4967.88	5	7	$8.44 \cdot 10^{-3}$
4968.79	7	9	$1.27 \cdot 10^{-2}$
5019.29	5	5	$7.13 \cdot 10^{-3}$
5020.22	7	5	$9.98 \cdot 10^{-3}$
5329.11	3	5	$9.48 \cdot 10^{-3}$
5329.69	5	7	$1.81 \cdot 10^{-2}$
5330.74	7	9	$2.71 \cdot 10^{-2}$
5435.18	3	5	$7.74 \cdot 10^{-3}$
5435.77	5	5	$1.29 \cdot 10^{-2}$
5436.86	7	5	$1.80 \cdot 10^{-2}$
5512.60	3	5	$2.69 \cdot 10^{-3}$
5512.77	5	7	$3.58 \cdot 10^{-3}$
5554.83	3	3	$5.83 \cdot 10^{-3}$
5555.00	5	3	$9.71 \cdot 10^{-3}$
5958.39	3	5	$6.80 \cdot 10^{-3}$
5958.58	5	7	$9.06 \cdot 10^{-3}$
6046.23	3	3	$1.05 \cdot 10^{-2}$
6046.44	5	3	$1.75 \cdot 10^{-2}$
6046.49	1	3	$3.50 \cdot 10^{-3}$
6155.99	3	5	$2.67 \cdot 10^{-2}$
6156.78	5	7	$5.08 \cdot 10^{-2}$
6158.19	7	9	$7.62 \cdot 10^{-2}$
6324.84	7	5	$3.76 \cdot 10^{-5}$
6453.60	3	5	$1.65 \cdot 10^{-2}$
6454.44	5	5	$2.75 \cdot 10^{-2}$
6455.98	7	5	$3.85 \cdot 10^{-2}$
6726.28	5	5	$1.18 \cdot 10^{-5}$
6726.54	5	3	$6.44 \cdot 10^{-6}$
7001.92	3	5	$2.65 \cdot 10^{-2}$
7002.23	5	7	$3.53 \cdot 10^{-2}$

Atomic

λ \AA	Weights		A 10^8 s^{-1}
	g_i	g_k	
7254.15	3	3	$2.24 \cdot 10^{-2}$
7254.45	5	3	$3.73 \cdot 10^{-2}$
7254.53	1	3	$7.45 \cdot 10^{-3}$
7771.94	5	7	$3.69 \cdot 10^{-1}$
7774.17	5	5	$3.69 \cdot 10^{-1}$
7775.39	5	3	$3.69 \cdot 10^{-1}$
7981.94	3	3	$2.33 \cdot 10^{-4}$
7982.40	1	3	$3.09 \cdot 10^{-4}$
7986.98	3	5	$4.19 \cdot 10^{-4}$
7987.33	5	5	$1.41 \cdot 10^{-4}$
7995.07	5	7	$5.63 \cdot 10^{-4}$
8221.82	7	7	$2.89 \cdot 10^{-1}$
8227.65	5	3	$8.13 \cdot 10^{-2}$
8230.00	5	5	$2.26 \cdot 10^{-1}$
8233.00	3	3	$2.43 \cdot 10^{-1}$
8235.35	3	5	$4.86 \cdot 10^{-2}$
8446.25	3	1	$3.22 \cdot 10^{-1}$
8446.36	3	5	$3.22 \cdot 10^{-1}$
8446.76	3	3	$3.22 \cdot 10^{-1}$
8820.42	5	7	$2.93 \cdot 10^{-1}$
9260.81	3	1	$4.46 \cdot 10^{-1}$
9260.85	3	3	$3.34 \cdot 10^{-1}$
9260.94	3	5	$1.56 \cdot 10^{-1}$
9262.58	5	3	$1.11 \cdot 10^{-1}$
9262.67	5	5	$2.60 \cdot 10^{-1}$
9262.78	5	7	$2.97 \cdot 10^{-1}$
9265.83	7	5	$2.97 \cdot 10^{-2}$
9265.93	7	7	$1.48 \cdot 10^{-1}$
9266.01	7	9	$4.45 \cdot 10^{-1}$
9482.89	5	3	$2.34 \cdot 10^{-1}$
9622.11	5	3	$5.22 \cdot 10^{-4}$
9622.16	3	3	$1.57 \cdot 10^{-3}$
9625.26	7	5	$3.25 \cdot 10^{-4}$
9625.30	7	7	$1.85 \cdot 10^{-3}$
9694.66	5	7	$4.54 \cdot 10^{-4}$
9694.91	5	5	$4.54 \cdot 10^{-4}$
9695.06	5	3	$4.54 \cdot 10^{-4}$
<i>O II</i>			
429.918	4	2	$4.25 \cdot 10^1$
430.041	4	4	$4.13 \cdot 10^1$
430.176	4	6	$4.36 \cdot 10^1$
483.760	4	2	$2.05 \cdot 10^1$
483.980	6	4	$1.80 \cdot 10^1$
484.027	4	4	3.22
485.087	6	8	$2.60 \cdot 10^1$
485.470	6	6	1.20
485.518	4	6	$1.93 \cdot 10^1$
2290.85	2	4	$7.41 \cdot 10^{-2}$
2293.30	2	2	$3.25 \cdot 10^{-1}$
2300.33	4	4	$4.17 \cdot 10^{-1}$
2302.81	4	2	$1.67 \cdot 10^{-1}$
2365.14	4	2	$1.52 \cdot 10^{-1}$
2375.72	6	4	$1.35 \cdot 10^{-1}$
2406.38	6	4	$1.85 \cdot 10^{-1}$
2407.48	4	4	$2.25 \cdot 10^{-1}$
2411.60	4	2	$2.05 \cdot 10^{-1}$
2411.64	2	2	$1.10 \cdot 10^{-1}$
2415.13	4	2	$2.20 \cdot 10^{-1}$
2418.46	6	6	$2.30 \cdot 10^{-1}$

λ \AA	Weights		A 10^8 s^{-1}
	g_i	g_k	
2425.57	6	6	$1.77 \cdot 10^{-1}$
2433.54	2	4	$4.21 \cdot 10^{-1}$
2436.06	4	4	$1.69 \cdot 10^{-1}$
2444.25	4	4	$7.56 \cdot 10^{-2}$
2445.53	4	6	$4.98 \cdot 10^{-1}$
2517.96	4	6	$7.72 \cdot 10^{-2}$
2523.21	2	2	$9.63 \cdot 10^{-2}$
2526.87	4	4	$1.20 \cdot 10^{-1}$
2530.28	6	8	$8.16 \cdot 10^{-2}$
2571.46	2	4	$1.15 \cdot 10^{-1}$
2575.28	4	6	$1.37 \cdot 10^{-1}$
3134.73	8	6	1.23
3273.43	8	6	$9.99 \cdot 10^{-1}$
3377.15	2	2	1.27
3390.21	2	4	1.22
3407.28	6	6	1.02
3712.74	2	4	$2.84 \cdot 10^{-1}$
3727.32	4	4	$5.81 \cdot 10^{-1}$
3749.48	6	4	$9.31 \cdot 10^{-1}$
3833.07	6	8	$1.02 \cdot 10^{-2}$
3842.81	2	4	$7.45 \cdot 10^{-2}$
3843.58	4	6	$3.55 \cdot 10^{-2}$
3847.89	2	2	$1.95 \cdot 10^{-1}$
3850.80	4	6	$6.00 \cdot 10^{-3}$
3851.03	4	4	$1.59 \cdot 10^{-1}$
3851.47	8	8	$2.72 \cdot 10^{-2}$
3856.13	4	2	$2.28 \cdot 10^{-1}$
3857.16	6	6	$6.59 \cdot 10^{-2}$
3863.50	6	8	$6.49 \cdot 10^{-2}$
3864.13	2	2	$9.12 \cdot 10^{-2}$
3864.43	6	6	$2.15 \cdot 10^{-1}$
3864.67	6	4	$1.80 \cdot 10^{-1}$
3874.09	2	4	$3.26 \cdot 10^{-2}$
3875.80	8	6	$3.38 \cdot 10^{-2}$
3882.19	8	8	$5.50 \cdot 10^{-1}$
3882.45	4	4	$8.94 \cdot 10^{-2}$
3883.14	8	6	$1.13 \cdot 10^{-1}$
3893.52	4	6	$1.89 \cdot 10^{-2}$
3907.45	6	6	$8.64 \cdot 10^{-2}$
3911.96	6	4	1.09
3912.12	4	4	$1.41 \cdot 10^{-1}$
3919.27	4	2	1.22
3945.04	2	4	$2.05 \cdot 10^{-1}$
3954.36	2	2	$8.57 \cdot 10^{-1}$
3973.26	4	4	1.04
3982.71	4	2	$4.27 \cdot 10^{-1}$
4069.62	2	4	1.52
4069.88	4	6	1.53
4072.15	6	8	1.98
4075.86	8	10	2.11
4078.84	4	4	$5.52 \cdot 10^{-1}$
4084.65	6	8	$7.28 \cdot 10^{-2}$
4085.11	6	6	$4.55 \cdot 10^{-1}$
4092.93	8	8	$2.65 \cdot 10^{-1}$
4094.14	6	4	$4.70 \cdot 10^{-2}$
4096.53	4	6	$1.73 \cdot 10^{-1}$
4097.22	2	4	$3.62 \cdot 10^{-1}$
4103.00	2	2	$5.09 \cdot 10^{-1}$
4104.72	4	6	$3.14 \cdot 10^{-1}$
4104.99	4	4	$9.14 \cdot 10^{-1}$

λ \AA	Weights		A 10^8 s^{-1}
	g_i	g_k	
4106.02	8	6	$1.70 \cdot 10^{-2}$
4109.84	6	6	$1.21 \cdot 10^{-2}$
4110.19	6	4	$2.54 \cdot 10^{-1}$
4110.79	4	2	$7.70 \cdot 10^{-1}$
4112.02	6	6	$1.81 \cdot 10^{-1}$
4113.83	8	6	$2.41 \cdot 10^{-1}$
4119.22	6	8	1.33
4120.28	6	6	$2.15 \cdot 10^{-1}$
4120.55	6	4	$2.60 \cdot 10^{-1}$
4121.46	2	2	$5.60 \cdot 10^{-1}$
4129.32	4	2	$1.79 \cdot 10^{-1}$
4132.80	2	4	$9.13 \cdot 10^{-1}$
4140.70	4	4	$4.09 \cdot 10^{-2}$
4153.30	4	6	$7.91 \cdot 10^{-1}$
4156.53	6	4	$2.11 \cdot 10^{-1}$
4169.22	6	6	$2.71 \cdot 10^{-1}$
4185.44	6	8	1.91
4189.58	8	8	$7.06 \cdot 10^{-2}$
4189.79	8	10	1.98
4192.51	6	4	$3.21 \cdot 10^{-1}$
4196.27	4	4	$3.56 \cdot 10^{-2}$
4196.70	4	2	$3.56 \cdot 10^{-1}$
4317.14	2	4	$3.70 \cdot 10^{-1}$
4319.63	4	6	$2.55 \cdot 10^{-1}$
4319.87	2	2	$5.62 \cdot 10^{-1}$
4325.76	2	2	$1.47 \cdot 10^{-1}$
4327.46	6	6	$6.76 \cdot 10^{-1}$
4327.85	6	4	$7.24 \cdot 10^{-2}$
4328.59	4	2	1.12
4331.47	4	6	$4.82 \cdot 10^{-2}$
4331.86	4	4	$6.50 \cdot 10^{-1}$
4336.86	4	4	$1.57 \cdot 10^{-1}$
4345.56	4	2	$8.31 \cdot 10^{-1}$
4347.22	6	4	$1.19 \cdot 10^{-1}$
4347.41	4	4	$9.32 \cdot 10^{-1}$
4349.43	6	6	$6.91 \cdot 10^{-1}$
4351.26	6	6	$9.89 \cdot 10^{-1}$
4351.46	4	6	$5.82 \cdot 10^{-2}$
4359.40	4	6	$1.44 \cdot 10^{-2}$
4366.89	6	4	$3.98 \cdot 10^{-1}$
4369.27	4	4	$3.57 \cdot 10^{-1}$
4395.93	6	6	$3.91 \cdot 10^{-1}$
4405.98	6	4	$4.30 \cdot 10^{-2}$
4414.90	4	6	$8.34 \cdot 10^{-1}$
4416.97	2	4	$7.13 \cdot 10^{-1}$
4443.01	6	6	$5.05 \cdot 10^{-1}$
4443.52	6	8	$1.89 \cdot 10^{-2}$
4447.68	8	6	$2.52 \cdot 10^{-2}$
4448.19	8	8	$5.10 \cdot 10^{-1}$
4452.38	4	4	$1.37 \cdot 10^{-1}$
4466.24	2	4	$9.00 \cdot 10^{-1}$
4467.46	2	2	$9.00 \cdot 10^{-1}$
4563.18	4	4	$7.18 \cdot 10^{-3}$
4590.97	6	8	$8.85 \cdot 10^{-1}$
4595.96	6	6	$4.87 \cdot 10^{-2}$
4596.18	4	6	$8.34 \cdot 10^{-1}$
4638.86	2	4	$3.71 \cdot 10^{-1}$
4641.81	4	6	$5.96 \cdot 10^{-1}$
4649.13	6	8	$7.81 \cdot 10^{-1}$
4650.84	2	2	$6.86 \cdot 10^{-1}$

λ
Å

Weights
 g_i g_k

A
 10^8 s^{-1}

4661.63	4	4	4.10·10 ⁻¹
4673.73	4	2	1.35·10 ⁻¹
4676.23	6	6	2.05·10 ⁻¹
4690.89	2	4	1.86·10 ⁻¹
4691.42	2	2	7.43·10 ⁻¹
4696.35	6	4	3.25·10 ⁻²
4698.44	6	6	6.59·10 ⁻²
4699.01	6	8	9.88·10 ⁻¹
4699.22	4	6	9.36·10 ⁻¹
4701.18	4	4	9.23·10 ⁻¹
4701.71	4	2	3.69·10 ⁻¹
4703.16	4	6	9.20·10 ⁻¹
4705.35	6	8	1.10
4710.01	4	6	2.98·10 ⁻¹
4741.70	6	6	4.71·10 ⁻²
4751.28	6	8	6.39·10 ⁻²
4752.69	6	6	1.45·10 ⁻²
4844.92	4	6	1.02·10 ⁻²
4856.39	4	6	5.58·10 ⁻²
4856.76	4	4	1.00·10 ⁻¹
4860.97	2	4	4.70·10 ⁻¹
4864.88	4	2	8.07·10 ⁻²
4871.52	4	6	5.60·10 ⁻¹
4872.02	4	4	9.34·10 ⁻²
4890.86	4	2	4.80·10 ⁻¹
4906.83	4	4	4.54·10 ⁻¹
4924.53	4	6	5.43·10 ⁻¹
4941.07	2	4	5.87·10 ⁻¹
4943.01	4	6	7.78·10 ⁻¹
4955.71	4	4	1.82·10 ⁻¹
5159.94	2	2	3.29·10 ⁻¹
5175.90	4	2	1.49·10 ⁻¹
5190.50	2	4	1.26·10 ⁻¹
5206.65	4	4	3.58·10 ⁻¹
5583.22	2	4	2.17·10 ⁻²
5611.07	2	2	2.14·10 ⁻²
6627.37	4	4	1.73·10 ⁻¹
6641.03	2	2	9.88·10 ⁻²
6666.66	4	2	6.78·10 ⁻²
6677.87	2	4	3.37·10 ⁻²
6717.75	2	2	1.33·10 ⁻¹
6721.39	4	2	1.81·10 ⁻¹
6810.48	6	8	1.64·10 ⁻³
6844.10	4	6	2.97·10 ⁻³
6846.80	8	8	3.17·10 ⁻²
6869.48	6	6	5.35·10 ⁻²
6884.88	4	4	6.12·10 ⁻²
6895.10	10	8	2.72·10 ⁻¹
6906.44	8	6	2.48·10 ⁻¹
6907.87	4	2	3.03·10 ⁻¹
6910.56	6	4	2.43·10 ⁻¹

O III

305.656	3	5	1.62·10 ²
305.767	5	7	2.16·10 ²
320.978	5	7	2.17·10 ²
328.448	5	5	1.04·10 ²
345.312	1	3	1.35·10 ²
507.680	3	3	4.82·10 ¹
508.178	5	3	8.04·10 ¹

λ
Å

Weights
 g_i g_k

A
 10^8 s^{-1}

525.794	5	3	9.60·10 ¹
599.590	5	5	5.41·10 ¹
835.289	5	7	5.99
1760.41	3	5	8.38·10 ⁻¹
1764.46	5	5	2.50
1766.63	1	3	1.11
1772.28	3	1	3.29
1772.97	5	3	1.37
2390.43	3	3	1.62
2454.97	3	1	3.43
2665.68	3	5	6.75·10 ⁻¹
2674.58	5	5	1.11
2683.66	3	1	1.85
2686.15	7	5	1.54
2687.55	3	3	1.84
2695.48	3	5	1.82
2959.69	3	5	1.83
2983.78	3	5	2.15
2996.48	3	3	4.64·10 ⁻¹
3004.34	5	5	4.27·10 ⁻¹
3017.62	7	7	5.38·10 ⁻¹
3023.43	3	5	4.79·10 ⁻¹
3024.54	1	3	6.16·10 ⁻¹
3035.41	3	3	4.59·10 ⁻¹
3042.07	3	1	1.94
3047.10	5	5	1.49
3059.28	5	3	8.72·10 ⁻¹
3064.98	1	3	2.17·10 ⁻¹
3068.13	3	1	6.49·10 ⁻¹
3068.67	3	5	2.27·10 ⁻¹
3074.14	5	7	1.84·10 ⁻¹
3074.72	5	3	3.76·10 ⁻¹
3075.13	5	5	1.61·10 ⁻¹
3075.95	7	9	1.07·10 ⁻¹
3083.65	7	7	3.20·10 ⁻¹
3084.64	7	5	2.55·10 ⁻¹
3088.04	9	9	5.30·10 ⁻¹
3095.79	9	7	1.35·10 ⁻¹
3115.67	3	1	1.39
3121.63	3	3	1.38
3132.79	3	5	1.37
3201.14	3	3	4.77·10 ⁻¹
3207.61	5	5	4.40·10 ⁻¹
3216.07	7	7	5.58·10 ⁻¹
3260.86	5	7	1.68
3265.33	7	9	1.88
3267.20	3	5	1.58
3281.83	5	5	2.89·10 ⁻¹
3284.45	7	7	2.06·10 ⁻¹
3299.39	1	3	1.64·10 ⁻¹
3312.33	3	3	4.60·10 ⁻¹
3326.06	3	3	2.65·10 ⁻¹
3330.30	3	5	6.81·10 ⁻¹
3330.32	3	5	4.76·10 ⁻¹
3332.41	5	3	7.92·10 ⁻¹
3332.93	5	7	5.04·10 ⁻¹
3336.67	3	3	3.76·10 ⁻¹
3340.76	5	3	6.57·10 ⁻¹
3344.20	5	5	1.25·10 ⁻¹
3344.51	5	7	3.48·10 ⁻¹

λ
Å

Weights
 g_i g_k

A
 10^8 s^{-1}

3347.98	7	5	4.86·10 ⁻¹
3350.62	5	3	1.12
3350.92	7	7	9.91·10 ⁻¹
3355.86	7	7	6.89·10 ⁻¹
3362.31	7	5	6.87·10 ⁻¹
3376.61	3	1	1.49
3376.76	3	3	1.12
3377.26	3	5	5.20·10 ⁻¹
3382.61	5	7	9.86·10 ⁻¹
3383.31	5	3	3.70·10 ⁻¹
3383.81	5	5	8.62·10 ⁻¹
3384.90	7	9	1.48
3394.22	7	7	4.88·10 ⁻¹
3395.43	7	5	9.75·10 ⁻²
3406.88	1	3	1.93·10 ⁻¹
3408.13	3	1	5.79·10 ⁻¹
3415.26	3	3	1.44·10 ⁻¹
3428.63	3	5	1.42·10 ⁻¹
3430.57	5	3	2.37·10 ⁻¹
3444.05	5	5	4.21·10 ⁻¹
3446.68	3	5	9.71·10 ⁻¹
3447.15	1	3	8.09·10 ⁻¹
3447.97	5	7	1.19
3450.91	7	9	1.44
3451.30	3	3	8.06·10 ⁻¹
3454.84	5	5	6.89·10 ⁻¹
3454.99	9	11	1.72
3459.94	7	7	5.14·10 ⁻¹
3466.13	9	9	2.84·10 ⁻¹
3520.94	1	3	1.50·10 ⁻¹
3531.22	3	1	4.45·10 ⁻¹
3534.90	3	5	1.11·10 ⁻¹
3555.24	5	3	1.82·10 ⁻¹
3556.78	5	5	3.26·10 ⁻¹
3695.38	3	5	4.01·10 ⁻¹
3698.72	5	7	7.62·10 ⁻¹
3703.36	7	9	1.14
3704.75	3	3	8.53·10 ⁻¹
3707.27	3	5	7.34·10 ⁻¹
3709.54	3	1	1.13
3712.49	5	5	6.59·10 ⁻¹
3714.03	3	3	4.06·10 ⁻¹
3715.09	5	7	9.73·10 ⁻¹
3720.89	7	7	3.74·10 ⁻¹
3721.95	5	3	2.80·10 ⁻¹
3725.31	5	5	2.41·10 ⁻¹
3728.51	5	7	1.29
3728.84	7	9	1.45
3729.80	3	5	1.22
3734.83	7	5	7.40·10 ⁻²
3742.63	5	5	2.24·10 ⁻¹
3746.90	7	7	1.59·10 ⁻¹
3754.70	3	5	7.53·10 ⁻¹
3757.23	1	3	5.56·10 ⁻¹
3759.88	5	7	9.79·10 ⁻¹
3774.03	3	3	3.91·10 ⁻¹
3791.28	5	5	2.24·10 ⁻¹
3961.57	5	7	1.25
4072.64	1	3	3.37·10 ⁻¹
4073.98	3	5	4.54·10 ⁻¹

Atomic

λ Å	Weights		A 10^8 s^{-1}
	g_i	g_k	
4081.02	5	7	6.02·10 ⁻¹
4089.30	3	3	2.49·10 ⁻¹
4103.07	5	5	1.48·10 ⁻¹
4440.09	5	3	4.42·10 ⁻¹
4447.69	5	5	4.40·10 ⁻¹
4461.61	5	7	4.36·10 ⁻¹
4524.22	3	1	3.38·10 ⁻¹
4532.78	5	3	1.40·10 ⁻¹
4535.29	3	3	8.40·10 ⁻²
4555.39	5	5	2.49·10 ⁻¹
4557.91	3	5	8.27·10 ⁻²
5268.30	1	3	3.50·10 ⁻¹
5508.24	5	5	1.06·10 ⁻¹
5592.25	3	3	3.27·10 ⁻¹
<i>O IV</i>			
238.570	4	6	3.54·10 ²
554.513	4	4	6.06·10 ¹
625.853	6	4	3.19·10 ¹
779.820	4	4	1.31·10 ¹
779.912	6	6	1.36·10 ¹
923.367	4	4	1.10·10 ¹
1343.51	4	6	2.57
2132.64	4	4	1.29
2493.39	2	4	1.18
2493.75	4	6	8.48·10 ⁻¹
2507.73	4	2	2.32
2509.22	6	6	1.94
2510.58	4	2	1.19
2517.37	6	4	1.24
2805.87	2	4	2.90·10 ⁻¹
2816.53	4	4	5.74·10 ⁻¹
2836.27	6	4	8.43·10 ⁻¹
2916.31	2	4	1.06
2921.46	4	6	1.27
3063.43	2	4	1.30
3071.60	2	2	1.29
3194.78	6	6	1.71·10 ⁻¹
3209.65	8	8	2.53·10 ⁻¹
3348.06	2	4	8.51·10 ⁻¹
3349.11	4	6	1.02
3354.27	4	2	7.71·10 ⁻¹
3362.55	4	4	7.65·10 ⁻¹
3375.40	4	6	7.56·10 ⁻¹
3378.02	4	4	1.66·10 ⁻¹
3381.21	4	6	7.19·10 ⁻¹
3381.30	2	4	4.28·10 ⁻¹
3385.52	6	8	1.02
3390.19	2	2	8.49·10 ⁻¹
3396.80	4	4	5.40·10 ⁻¹
3409.70	6	6	3.00·10 ⁻¹
3411.30	4	4	1.69·10 ⁻¹
3411.69	4	6	1.02
3489.89	4	6	7.29·10 ⁻¹
3492.21	2	4	6.06·10 ⁻¹
3560.39	4	6	1.03
3563.33	6	8	1.10
3725.89	2	4	5.61·10 ⁻¹
3725.94	4	6	6.01·10 ⁻¹
3729.03	6	8	6.86·10 ⁻¹

λ Å	Weights		A 10^8 s^{-1}
	g_i	g_k	
3736.68	4	4	2.23·10 ⁻¹
3736.85	8	10	7.95·10 ⁻¹
3744.89	6	6	1.92·10 ⁻¹
3758.39	8	8	1.11·10 ⁻¹
3974.58	4	6	6.62·10 ⁻²
3977.09	6	4	9.91·10 ⁻²
3995.08	6	6	1.52·10 ⁻¹
4687.03	2	4	2.79·10 ⁻¹
4772.60	2	4	1.23·10 ⁻¹
4779.10	2	2	2.45·10 ⁻¹
4783.42	4	6	2.06·10 ⁻¹
4794.18	4	4	1.56·10 ⁻¹
4798.27	6	8	2.91·10 ⁻¹
4813.15	6	6	8.65·10 ⁻²
5305.51	4	4	6.10·10 ⁻²
5362.51	6	6	6.12·10 ⁻²
6931.60	2	2	7.35·10 ⁻²
7004.11	4	4	8.90·10 ⁻²
7061.30	4	2	3.48·10 ⁻²
<i>O V</i>			
172.169	1	3	2.94·10 ²
*192.85	9	15	6.90·10 ²
*215.17	9	3	1.83·10 ²
220.353	3	5	4.292·10 ²
248.460	3	1	5.59·10 ¹
629.732	1	3	2.872·10 ¹
758.677	3	5	5.547
759.442	1	3	7.373
760.227	3	3	5.514
760.446	5	5	1.652·10 ¹
761.128	3	1	2.197·10 ¹
762.004	5	3	9.125
774.518	3	1	3.804·10 ¹
1371.30	3	5	3.336
2729.31	3	5	4.52·10 ⁻¹
2731.45	1	3	5.90·10 ⁻¹
2743.61	3	3	4.38·10 ⁻¹
2752.23	3	1	1.82
2755.13	5	5	1.37
2769.69	5	3	7.88·10 ⁻¹
2781.01	3	5	1.40
*2784.0	3	9	1.40
2786.99	3	3	1.39
2789.85	3	1	1.38
3058.68	3	5	1.39
3144.66	3	5	8.86·10 ⁻¹
3219.24	3	1	1.54·10 ⁻¹
3222.29	1	3	1.16·10 ⁻¹
3227.54	3	3	3.38·10 ⁻²
3239.21	3	3	3.28·10 ⁻¹
3248.28	5	3	1.18·10 ⁻¹
3263.54	5	5	1.86·10 ⁻²
3275.64	5	3	4.76·10 ⁻¹
3297.62	7	5	1.30·10 ⁻¹
3690.17	3	5	1.97·10 ⁻²
3698.36	3	3	1.03·10 ⁻¹
3702.72	5	7	1.41·10 ⁻²
3717.31	5	5	9.63·10 ⁻²
3725.63	5	3	2.91·10 ⁻²

λ Å	Weights		A 10^8 s^{-1}
	g_i	g_k	
3746.64	7	7	1.18·10 ⁻¹
3761.58	7	5	1.61·10 ⁻²
4119.37	3	5	3.66·10 ⁻¹
4120.49	3	1	3.33·10 ⁻¹
4123.96	5	7	4.81·10 ⁻¹
4125.49	1	3	2.70·10 ⁻¹
4134.11	3	3	3.34·10 ⁻¹
4153.27	3	3	1.92·10 ⁻¹
4158.86	3	5	3.39·10 ⁻¹
4178.46	5	5	1.12·10 ⁻¹
4213.35	5	3	1.19·10 ⁻²
4522.66	5	3	1.02·10 ⁻²
4554.53	3	5	2.41·10 ⁻¹
5114.06	1	3	1.80·10 ⁻¹
5339.94	1	3	1.85·10 ⁻²
5349.74	3	1	7.04·10 ⁻²
5372.71	3	3	1.42·10 ⁻²
5414.59	3	5	9.29·10 ⁻³
5428.38	5	3	2.68·10 ⁻²
5471.12	5	5	4.86·10 ⁻²
5571.81	1	3	8.33·10 ⁻²
5580.12	3	5	1.11·10 ⁻¹
5583.23	3	3	6.20·10 ⁻²
*5589.9	9	15	1.49·10 ⁻¹
5597.89	5	7	1.48·10 ⁻¹
5604.27	5	5	3.68·10 ⁻²
5607.41	5	3	4.08·10 ⁻³
6330.05	5	7	1.21·10 ⁻¹
6460.12	3	5	9.37·10 ⁻²
6466.14	5	7	1.01·10 ⁻¹
6500.24	7	9	1.11·10 ⁻¹
6543.77	5	5	1.64·10 ⁻²
6601.28	7	7	1.14·10 ⁻²
6764.72	1	3	4.37·10 ⁻²
6789.62	3	5	5.79·10 ⁻²
6817.40	3	3	3.00·10 ⁻²
6828.95	5	7	7.35·10 ⁻²
6878.76	5	5	1.65·10 ⁻²
<i>O VI</i>			
*150.10	2	6	2.62·10 ²
*173.03	6	10	8.78·10 ²
1031.91	2	4	4.16
1037.61	2	2	4.09
3811.35	2	4	5.14·10 ⁻¹
3834.24	2	2	5.05·10 ⁻¹
<i>O VII</i>			
18.6270	1	3	9.365·10 ³
21.6020	1	3	3.309·10 ⁴
*120.33	3	9	5.334·10 ²
128.411	1	3	8.982·10 ²
*128.46	9	15	1.615·10 ³
135.820	3	5	1.523·10 ³
*1630.3	3	9	7.935·10 ⁻¹
2448.98	1	3	2.514·10 ⁻¹
*5933.1	3	9	1.002·10 ⁻¹
8241.76	1	3	3.864·10 ⁻²

λ	Weights		A
\AA	g_i	g_k	10^8 s^{-1}

Phosphorus**PI**

1671.7	4	2	$3.9 \cdot 10^{-1}$
1674.6	4	4	$4.0 \cdot 10^{-1}$
1679.7	4	6	$3.9 \cdot 10^{-1}$
1775.0	4	6	2.17
1782.9	4	4	2.14
1787.7	4	2	2.13
2135.5	4	4	$2.11 \cdot 10^{-1}$
2136.2	6	4	2.83
2149.1	4	2	3.18
2152.9	2	4	$4.85 \cdot 10^{-1}$
2154.1	4	4	$1.73 \cdot 10^{-1}$
2154.1	4	6	$5.8 \cdot 10^{-1}$
2534.0	2	4	$2.00 \cdot 10^{-1}$
2535.6	4	4	$9.5 \cdot 10^{-1}$
2553.3	2	2	$7.1 \cdot 10^{-1}$
2554.9	4	2	$3.00 \cdot 10^{-1}$

P II

1301.9	1	3	$5.0 \cdot 10^{-1}$
1304.5	3	1	1.5
1304.7	3	3	$3.7 \cdot 10^{-1}$
1305.5	3	5	$3.8 \cdot 10^{-1}$
1309.9	5	3	$6.2 \cdot 10^{-1}$
1310.7	5	5	1.1
4475.3	5	7	1.3
4499.2	5	7	1.4
4530.8	3	5	1.0
4554.8	3	5	$9.6 \cdot 10^{-1}$
4588.0	5	7	1.7
4589.9	3	5	1.6
4602.1	7	9	1.9
4943.5	7	5	$6.3 \cdot 10^{-1}$
5253.5	3	5	1.0
5425.9	5	5	$6.9 \cdot 10^{-1}$
6024.2	3	5	$5.1 \cdot 10^{-1}$
6043.1	5	7	$6.8 \cdot 10^{-1}$

P III

1334.8	2	4	$5.5 \cdot 10^{-1}$
1344.3	4	6	$6.4 \cdot 10^{-1}$
1344.8	4	4	$1.1 \cdot 10^{-1}$
4057.4	4	4	$1.0 \cdot 10^{-1}$
4059.3	6	4	$9.0 \cdot 10^{-1}$
4080.1	4	2	$9.9 \cdot 10^{-1}$

Potassium**KI**

4044.1	2	4	$1.24 \cdot 10^{-2}$
4047.2	2	2	$1.24 \cdot 10^{-2}$
5084.2	2	2	$3.50 \cdot 10^{-3}$
5099.2	4	2	$7.0 \cdot 10^{-3}$
5323.3	2	2	$6.3 \cdot 10^{-3}$
5339.7	4	2	$1.26 \cdot 10^{-2}$
5343.0	2	4	$4.0 \cdot 10^{-3}$
5359.6	4	6	$4.6 \cdot 10^{-3}$
5782.4	2	2	$1.23 \cdot 10^{-2}$

λ	Weights		A
\AA	g_i	g_k	10^8 s^{-1}

5801.8	4	2	$2.46 \cdot 10^{-2}$
5812.2	2	4	$2.8 \cdot 10^{-3}$
5831.9	4	6	$3.2 \cdot 10^{-3}$
6911.1	2	2	$2.72 \cdot 10^{-2}$
6938.8	4	2	$5.4 \cdot 10^{-2}$
7664.9	2	4	$3.87 \cdot 10^{-1}$
7699.0	2	2	$3.82 \cdot 10^{-1}$

K II

607.93	1	3	$1.3 \cdot 10^{-2}$
--------	---	---	---------------------

K III

2550.0	6	4	2.0
2635.1	4	4	1.2
2992.4	6	8	2.5
3052.1	4	6	1.7
3202.0	4	4	1.8
3289.1	4	6	2.0
3322.4	6	6	1.3
3421.8	2	4	1.5

K XVI

206.27	1	3	$9.4 \cdot 10^1$
--------	---	---	------------------

K XVII

22.020	2	4	$4.7 \cdot 10^4$
22.163	4	6	$5.6 \cdot 10^4$
22.18	4	4	$9.3 \cdot 10^3$
22.60	2	2	$2.5 \cdot 10^3$
22.76	4	2	$4.7 \cdot 10^3$

Praseodymium**Pr II**

3997.0	15	15	$1.87 \cdot 10^{-1}$
4062.8	13	15	1.00
4100.7	17	19	$8.4 \cdot 10^{-1}$
4143.1	15	17	$5.8 \cdot 10^{-1}$
4179.4	13	15	$5.2 \cdot 10^{-1}$
4222.9	11	13	$3.91 \cdot 10^{-1}$
4241.0	17	15	$2.30 \cdot 10^{-1}$
4359.8	15	15	$1.1 \cdot 10^{-1}$
4405.8	17	17	$9.0 \cdot 10^{-2}$
4429.3	15	15	$2.28 \cdot 10^{-1}$
4449.8	13	13	$1.24 \cdot 10^{-1}$
4468.7	11	13	$1.54 \cdot 10^{-1}$
4510.2	13	15	$1.16 \cdot 10^{-1}$
4534.2	15	17	$4.9 \cdot 10^{-2}$
4734.2	15	13	$2.5 \cdot 10^{-2}$
4879.1	15	15	$1.8 \cdot 10^{-2}$
4886.0	15	15	$1.3 \cdot 10^{-2}$
4912.6	17	15	$5.7 \cdot 10^{-2}$
5034.4	19	19	$1.1 \cdot 10^{-1}$
5110.8	21	19	$2.78 \cdot 10^{-1}$
5135.1	17	17	$1.25 \cdot 10^{-1}$
5173.9	19	17	$3.18 \cdot 10^{-1}$
5219.1	15	15	$9.5 \cdot 10^{-2}$
5220.1	17	15	$2.35 \cdot 10^{-1}$
5251.7	15	13	$1.1 \cdot 10^{-2}$
5259.7	15	13	$2.24 \cdot 10^{-1}$

λ	Weights		A
\AA	g_i	g_k	10^8 s^{-1}

5292.6	13	13	$9.3 \cdot 10^{-2}$
5810.6	17	19	$2.3 \cdot 10^{-2}$
5879.3	15	15	$7.6 \cdot 10^{-2}$
6200.8	15	17	$1.8 \cdot 10^{-2}$
6278.7	13	15	$2.6 \cdot 10^{-2}$
6398.0	11	13	$1.9 \cdot 10^{-2}$

Rhodium**Rh I**

3121.76	6	6	$1.1 \cdot 10^{-1}$
3189.05	6	6	$3.03 \cdot 10^{-1}$
3263.14	6	6	$1.3 \cdot 10^{-1}$
3271.61	6	4	$2.0 \cdot 10^{-1}$
3280.55	8	8	$2.36 \cdot 10^{-1}$
3283.57	6	8	$4.4 \cdot 10^{-1}$
3323.09	8	10	$6.3 \cdot 10^{-1}$
3396.82	10	10	$6.5 \cdot 10^{-1}$
3399.70	6	8	$1.2 \cdot 10^{-1}$
3462.04	6	6	$6.2 \cdot 10^{-1}$
3470.66	4	4	$8.5 \cdot 10^{-1}$
3478.91	6	6	$3.32 \cdot 10^{-1}$
3498.73	4	6	$2.12 \cdot 10^{-1}$
3502.52	10	10	$4.3 \cdot 10^{-1}$
3507.32	6	8	$3.4 \cdot 10^{-1}$
3528.02	8	8	$8.5 \cdot 10^{-1}$
3543.95	4	4	$4.65 \cdot 10^{-1}$
3549.54	6	6	$2.22 \cdot 10^{-1}$
3570.18	4	6	$1.82 \cdot 10^{-1}$
3583.10	8	10	$2.6 \cdot 10^{-1}$
3596.19	6	4	$5.5 \cdot 10^{-1}$
3597.15	6	8	$5.9 \cdot 10^{-1}$
3612.47	4	2	$8.90 \cdot 10^{-1}$
3654.87	8	8	$6.0 \cdot 10^{-2}$
3657.99	8	6	$8.8 \cdot 10^{-1}$
3666.22	6	8	$8.4 \cdot 10^{-2}$
3690.70	6	4	$3.23 \cdot 10^{-1}$
3692.36	10	8	$9.1 \cdot 10^{-1}$
3700.91	8	10	$3.9 \cdot 10^{-1}$
3788.47	4	6	$1.4 \cdot 10^{-1}$
3793.22	8	6	$4.2 \cdot 10^{-1}$
3799.31	8	8	$5.5 \cdot 10^{-1}$
3806.76	6	6	$6.2 \cdot 10^{-2}$
3818.19	6	4	$5.8 \cdot 10^{-1}$
3822.26	6	6	$8.5 \cdot 10^{-1}$
3828.48	6	6	$6.2 \cdot 10^{-1}$
3833.89	6	4	$5.8 \cdot 10^{-1}$
3856.52	8	10	$5.9 \cdot 10^{-1}$
3934.23	8	8	$1.58 \cdot 10^{-1}$
3942.72	4	2	$7.15 \cdot 10^{-1}$
3958.86	6	8	$5.5 \cdot 10^{-1}$
3984.40	4	4	$1.1 \cdot 10^{-1}$
4082.78	6	4	$1.4 \cdot 10^{-1}$
4121.68	6	6	$9.8 \cdot 10^{-2}$
4128.87	6	8	$1.73 \cdot 10^{-1}$
4135.27	8	8	$1.0 \cdot 10^{-1}$
4196.50	6	8	$3.9 \cdot 10^{-2}$
4211.14	8	10	$1.62 \cdot 10^{-1}$
4288.71	6	8	$6.1 \cdot 10^{-2}$
4374.80	8	10	$1.64 \cdot 10^{-1}$

λ Å	Weights		A 10^8 s^{-1}
	g_i	g_k	
5983.60	10	10	$2.1 \cdot 10^{-2}$
Rubidium			
Rb I			
3022.5	2	4	$4.13 \cdot 10^{-5}$
3032.0	2	4	$4.93 \cdot 10^{-5}$
3044.2	2	4	$8.2 \cdot 10^{-5}$
3060.2	2	4	$1.05 \cdot 10^{-4}$
3082.0	2	4	$1.49 \cdot 10^{-4}$
3112.6	2	4	$2.5 \cdot 10^{-4}$
3113.1	2	2	$1.3 \cdot 10^{-4}$
3157.5	2	4	$3.38 \cdot 10^{-4}$
3158.3	2	2	$2.0 \cdot 10^{-4}$
3228.0	2	4	$6.4 \cdot 10^{-4}$
3229.2	2	2	$3.8 \cdot 10^{-4}$
3348.7	2	4	$1.37 \cdot 10^{-3}$
3350.8	2	2	$8.9 \cdot 10^{-4}$
3587.1	2	4	$3.97 \cdot 10^{-3}$
3591.6	2	2	$2.9 \cdot 10^{-3}$
4201.8	2	4	$1.8 \cdot 10^{-2}$
4215.5	2	2	$1.5 \cdot 10^{-2}$
7800.3	2	4	$3.70 \cdot 10^{-1}$
7947.6	2	2	$3.40 \cdot 10^{-1}$
Scandium			
Sc I			
3015.37	4	6	$7.8 \cdot 10^{-1}$
3019.35	6	8	$8.7 \cdot 10^{-1}$
3269.90	4	2	3.13
3273.63	6	4	2.81
3907.48	4	6	1.66
3911.81	6	8	1.79
4020.39	4	4	1.63
4023.68	6	6	1.65
4031.38	6	6	$2.9 \cdot 10^{-1}$
4043.80	8	8	$3.11 \cdot 10^{-1}$
4067.00	6	8	$1.91 \cdot 10^{-1}$
4074.96	4	6	$3.7 \cdot 10^{-1}$
4078.56	2	4	$4.3 \cdot 10^{-1}$
4086.66	6	8	$3.7 \cdot 10^{-1}$
4132.98	4	6	1.19
4140.27	6	8	1.17
4161.85	8	8	$1.77 \cdot 10^{-1}$
4233.59	6	6	$4.0 \cdot 10^{-1}$
4238.05	8	8	$7.1 \cdot 10^{-1}$
4706.94	4	6	$2.81 \cdot 10^{-1}$
4709.31	6	8	$4.0 \cdot 10^{-1}$
4728.77	8	8	$1.16 \cdot 10^{-1}$
4729.24	6	6	$1.93 \cdot 10^{-1}$
4734.11	4	2	1.10
4737.65	6	4	$8.8 \cdot 10^{-1}$
4741.02	8	6	$9.1 \cdot 10^{-1}$
4743.82	10	8	$9.8 \cdot 10^{-1}$
4973.67	4	2	$8.4 \cdot 10^{-1}$
4980.36	6	4	$5.6 \cdot 10^{-1}$
4983.43	4	4	$2.58 \cdot 10^{-1}$
4991.91	6	6	$3.8 \cdot 10^{-1}$
5018.41	6	4	$2.09 \cdot 10^{-1}$
5021.52	4	4	$2.30 \cdot 10^{-1}$

λ Å	Weights		A 10^8 s^{-1}
	g_i	g_k	
5070.17	6	8	$1.16 \cdot 10^{-1}$
5081.56	10	10	$7.6 \cdot 10^{-1}$
5083.72	8	8	$6.2 \cdot 10^{-1}$
5085.55	6	6	$5.7 \cdot 10^{-1}$
5086.94	4	4	$6.6 \cdot 10^{-1}$
5099.27	4	6	$1.50 \cdot 10^{-1}$
5339.43	6	6	$1.06 \cdot 10^{-1}$
5341.07	4	2	$3.8 \cdot 10^{-1}$
5349.34	6	4	$5.9 \cdot 10^{-1}$
5355.79	6	4	$3.0 \cdot 10^{-1}$
5356.10	8	6	$5.7 \cdot 10^{-1}$
5375.37	8	6	$3.4 \cdot 10^{-1}$
5392.06	10	8	$4.2 \cdot 10^{-1}$
5446.20	8	8	$2.8 \cdot 10^{-1}$
5451.37	6	6	$1.50 \cdot 10^{-1}$
5472.19	8	6	$9.7 \cdot 10^{-2}$
5482.01	8	8	$5.2 \cdot 10^{-1}$
5484.63	6	6	$5.2 \cdot 10^{-1}$
5514.23	6	8	$4.1 \cdot 10^{-1}$
5520.52	8	10	$4.3 \cdot 10^{-1}$
5671.83	10	12	$5.4 \cdot 10^{-1}$
5686.86	8	10	$4.9 \cdot 10^{-1}$
5700.19	6	8	$4.6 \cdot 10^{-1}$
5711.79	4	6	$4.5 \cdot 10^{-1}$
5717.31	8	8	$7.5 \cdot 10^{-2}$
6262.22	4	6	$8.4 \cdot 10^{-2}$
7741.16	10	10	$3.8 \cdot 10^{-2}$
7800.42	8	8	$5.1 \cdot 10^{-2}$
Sc II			
1880.6	5	3	5.0
2064.3	7	5	2.2
2068.0	5	3	2.0
2273.1	1	3	7.7
2545.20	5	5	$4.0 \cdot 10^{-1}$
2552.35	7	5	2.21
2555.79	3	3	$6.9 \cdot 10^{-1}$
2560.23	5	3	2.01
2563.19	3	1	2.70
2611.19	5	5	2.2
2667.70	3	5	1.5
2746.36	3	1	3.9
2782.31	5	5	1.3
2789.15	7	7	1.3
2801.31	9	9	1.3
2819.49	3	5	2.3
2822.12	5	7	2.5
2826.64	7	9	2.8
2870.85	5	3	1.1
2912.98	5	3	1.1
2979.68	3	5	1.2
2988.92	5	7	2.9
3039.92	7	9	3.5
3045.73	5	7	3.68
3052.92	7	9	3.92
3060.54	7	7	$3.0 \cdot 10^{-1}$
3065.12	9	11	4.00
3075.36	9	9	$2.5 \cdot 10^{-1}$
3128.27	3	3	1.9
3133.07	5	5	1.8

λ Å	Weights		A 10^8 s^{-1}
	g_i	g_k	
3139.72	7	7	2.1
3190.98	3	3	1.1
3199.33	5	3	1.9
3312.72	5	7	1.2
3320.40	5	3	1.2
3343.23	9	7	1.1
3353.72	5	7	1.51
3359.67	5	5	$2.16 \cdot 10^{-1}$
3361.26	3	3	$3.4 \cdot 10^{-1}$
3361.93	3	1	1.17
3368.94	5	3	$8.3 \cdot 10^{-1}$
3372.15	7	5	$9.9 \cdot 10^{-1}$
3379.16	3	3	2.5
3535.71	5	3	$6.1 \cdot 10^{-1}$
3558.53	5	7	$3.0 \cdot 10^{-1}$
3567.70	3	5	$3.5 \cdot 10^{-1}$
3572.53	7	7	1.38
3576.34	5	5	1.06
3580.93	3	3	1.23
3589.63	5	3	$4.6 \cdot 10^{-1}$
3590.47	7	5	$2.9 \cdot 10^{-1}$
3613.83	7	9	1.48
3630.74	5	7	1.20
3642.78	3	5	1.13
3645.31	7	7	$2.74 \cdot 10^{-1}$
3651.80	5	5	$3.0 \cdot 10^{-1}$
3859.59	7	5	1.1
4246.82	5	5	1.29
4314.08	9	7	$4.1 \cdot 10^{-1}$
4320.75	7	5	$4.0 \cdot 10^{-1}$
4325.00	5	3	$4.3 \cdot 10^{-1}$
4374.46	9	9	$1.48 \cdot 10^{-1}$
4400.39	7	7	$1.43 \cdot 10^{-1}$
4415.54	5	5	$1.47 \cdot 10^{-1}$
4670.41	5	7	$1.16 \cdot 10^{-1}$
5031.01	5	3	$3.5 \cdot 10^{-1}$
5239.81	1	3	$1.39 \cdot 10^{-1}$
5526.79	9	7	$3.3 \cdot 10^{-1}$
5657.91	5	5	$1.04 \cdot 10^{-1}$
5669.06	3	1	$1.31 \cdot 10^{-1}$
Silicon			
Si I			
2207.98	1	3	$2.62 \cdot 10^{-1}$
2210.89	3	5	$3.46 \cdot 10^{-1}$
2211.74	3	3	$1.81 \cdot 10^{-1}$
2216.67	5	7	$4.54 \cdot 10^{-1}$
2218.06	5	5	$1.09 \cdot 10^{-1}$
2218.91	5	3	$1.05 \cdot 10^{-2}$
2438.77	1	3	$7.91 \cdot 10^{-3}$
2443.36	3	3	$1.32 \cdot 10^{-2}$
2452.12	5	3	$1.73 \cdot 10^{-3}$
2506.90	3	5	$5.47 \cdot 10^{-1}$
2514.32	1	3	$7.39 \cdot 10^{-1}$
2516.113	5	5	1.68
2519.202	3	3	$5.49 \cdot 10^{-1}$
2524.108	3	1	2.22
2528.509	5	3	$9.04 \cdot 10^{-1}$
2881.579	5	3	2.17

λ Å	Weights		A 10^8 s^{-1}
	g_i	g_k	
2970.355	5	5	6.00·10 ⁻⁴
2987.645	5	3	1.34·10 ⁻²
3006.739	3	5	1.1·10 ⁻⁵
3020.004	5	5	3.3·10 ⁻⁵
3905.523	1	3	1.33·10 ⁻¹
4102.936	1	3	6.09·10 ⁻⁴
4782.991	5	3	1.7·10 ⁻²
4792.212	3	1	2.2·10 ⁻²
4792.324	5	5	1.7·10 ⁻²
4947.607	3	1	4.2·10 ⁻²
5006.061	3	5	2.8·10 ⁻²
5622.221	3	3	1.6·10 ⁻²
5645.611	3	5	9.7·10 ⁻³
5665.554	1	3	6.31·10 ⁻³
5684.484	5	3	2.6·10 ⁻²
5690.425	3	3	9.26·10 ⁻³
5701.105	3	1	1.83·10 ⁻²
5708.397	5	5	1.4·10 ⁻²
5754.220	5	3	1.23·10 ⁻²
5772.145	3	1	3.6·10 ⁻²
5780.384	1	3	9.8·10 ⁻³
5793.071	3	5	1.3·10 ⁻²
5797.859	5	7	2.53·10 ⁻³
5948.545	3	5	2.2·10 ⁻²
6331.954	3	3	1.0·10 ⁻⁴
6555.462	7	9	6.9·10 ⁻³
6721.853	3	5	3.4·10 ⁻²
6976.523	3	5	3.26·10 ⁻²
7003.567	5	7	3.42·10 ⁻²
7005.883	7	9	3.83·10 ⁻²
7680.267	3	5	4.62·10 ⁻²
7918.386	3	5	5.22·10 ⁻²
7932.349	5	7	5.13·10 ⁻²
7944.001	7	9	5.75·10 ⁻²
7970.306	5	5	7.11·10 ⁻³
8035.619	7	7	8.11·10 ⁻³
8093.241	3	3	1.5·10 ⁻²
9413.506	3	1	2.26·10 ⁻¹
<i>Si II</i>			
843.72	2	4	7.05·10 ⁻¹
845.77	4	4	1.42·10 ⁻¹
889.72	2	4	1.43
892.00	4	4	2.88·10 ⁻¹
899.41	2	2	4.63·10 ⁻¹
901.74	4	2	9.23·10 ⁻¹
989.87	2	4	6.81
992.68	4	6	7.11
1020.70	2	2	8.91·10 ⁻¹
1023.69	4	2	1.77
1190.42	2	4	6.53
1193.28	2	2	2.69·10 ¹
1194.50	4	4	3.45·10 ¹
1197.39	4	2	1.40·10 ¹
1224.25	4	4	6.72
1224.97	4	6	4.39
1226.81	2	2	2.77·10 ¹
1226.89	6	4	6.55
1226.99	2	4	1.39·10 ¹
1227.60	6	6	1.46·10 ¹

λ Å	Weights		A 10^8 s^{-1}
	g_i	g_k	
1228.44	4	2	5.53
1228.62	4	4	1.77·10 ¹
1228.75	4	6	2.32·10 ¹
1229.39	6	8	2.25·10 ¹
1246.74	2	4	4.03
1248.43	4	4	8.30
1251.16	6	4	1.30·10 ¹
1260.42	2	4	2.57·10 ¹
1264.73	4	6	3.04·10 ¹
1265.02	4	4	4.73
1304.37	2	2	3.64
1309.27	4	2	6.23
1348.54	2	4	3.36
1350.06	6	6	5.34
1350.52	4	4	1.61
1350.66	2	2	2.02
1352.64	4	2	6.12
1353.72	6	4	3.22
1410.22	6	4	3.47
1509.10	6	4	2.85
1512.07	4	2	3.15
1526.72	2	2	3.81
1533.45	4	2	7.52
1808.00	2	4	2.54·10 ⁻²
1816.92	4	6	2.65·10 ⁻²
1817.45	4	4	3.23·10 ⁻³
2072.02	4	6	9.6·10 ⁻¹
2072.70	6	8	1.0
2334.40	2	2	5.51·10 ⁻⁵
2334.61	4	6	2.44·10 ⁻⁵
2344.20	4	4	1.31·10 ⁻⁵
2350.17	4	2	4.70·10 ⁻⁵
2682.21	4	4	3.49·10 ⁻²
2887.51	6	4	6.39·10 ⁻²
2904.28	4	6	3.58·10 ⁻¹
2905.69	6	8	3.83·10 ⁻¹
3203.87	2	4	4.45·10 ⁻¹
3210.03	4	6	5.29·10 ⁻¹
3333.14	2	2	1.00·10 ⁻¹
3339.82	4	2	2.00·10 ⁻¹
3853.66	4	4	5.11·10 ⁻²
3856.02	6	4	4.40·10 ⁻¹
3862.60	4	2	3.91·10 ⁻¹
4075.45	6	4	4.00·10 ⁻²
4076.78	4	2	4.00·10 ⁻²
4128.07	4	6	1.49
4130.89	6	8	1.74
4621.42	4	6	1.28·10 ⁻¹
4621.72	6	8	1.37·10 ⁻¹
5041.03	2	4	7.00·10 ⁻¹
5055.98	4	6	1.45
5466.43	4	6	2.16·10 ⁻¹
5466.87	6	6	1.54·10 ⁻²
5632.97	8	8	4.00·10 ⁻²
5660.66	6	6	7.00·10 ⁻²
5669.56	10	8	5.00·10 ⁻¹
5681.44	4	4	1.00·10 ⁻¹
5688.81	8	6	4.60·10 ⁻¹
5701.37	6	4	4.50·10 ⁻¹
5706.37	4	2	6.10·10 ⁻¹

λ Å	Weights		A 10^8 s^{-1}
	g_i	g_k	
5957.56	2	2	5.60·10 ⁻¹
5978.93	4	2	1.13
6347.10	2	4	5.84·10 ⁻¹
6371.36	2	2	6.80·10 ⁻¹
6660.52	4	6	3.64·10 ⁻¹
6665.00	2	4	2.16·10 ⁻¹
6671.88	6	8	4.80·10 ⁻¹
6699.38	2	2	4.20·10 ⁻¹
6750.28	6	6	1.49·10 ⁻¹
6818.45	2	4	1.08·10 ⁻¹
6829.82	4	4	2.16·10 ⁻²
7848.80	4	6	3.73·10 ⁻¹
7849.72	6	8	3.99·10 ⁻¹
9412.72	8	8	4.65·10 ⁻²
<i>Si III</i>			
566.61	1	3	1.21
652.22	3	3	2.67
653.33	5	3	4.40
673.48	5	5	8.44·10 ⁻²
673.48	5	3	9.33·10 ⁻³
800.07	3	1	4.13
823.41	3	5	5.85
883.40	5	7	5.79·10 ²
939.09	5	3	1.11·10 ¹
967.95	5	7	4.68
993.52	1	3	2.68
994.79	3	3	8.05
997.39	5	3	1.35·10 ¹
1005.37	5	5	7.06·10 ⁻¹
1031.16	3	5	2.72
1033.92	5	5	8.11
1037.05	5	3	4.46
1083.22	5	3	3.65
1108.37	1	3	1.54·10 ¹
1109.97	3	5	2.07·10 ¹
1113.23	5	7	2.74·10 ¹
1140.55	1	3	1.96·10 ¹
1141.58	3	5	2.67·10 ¹
1142.28	3	3	1.75·10 ¹
1144.31	5	7	3.86·10 ¹
1144.96	5	5	1.19·10 ¹
1145.18	5	5	1.38
1155.00	1	3	9.34
1155.96	3	1	2.22·10 ¹
1158.10	3	5	7.88
1160.26	5	3	8.65
1161.58	5	5	1.42·10 ¹
1174.37	3	3	1.00
1174.43	3	5	1.00
1206.51	1	3	2.55·10 ¹
1206.53	3	5	4.17·10 ¹
1207.52	5	5	2.43·10 ¹
1210.46	5	7	1.60·10 ¹
1235.43	1	3	2.77·10 ¹
1280.35	5	7	1.04·10 ¹
1294.54	3	5	5.35
1296.73	1	3	7.10
1298.89	3	3	5.29
1298.96	5	5	1.59·10 ¹

Atomic

λ Å	Weights		A 10^8 s^{-1}
	g_i	g_k	
1301.15	3	1	2.11·10 ¹
1303.32	5	3	8.71
1312.59	3	1	6.66
1341.47	7	7	8.96
1342.39	5	5	7.54
1343.39	3	3	8.16
1361.60	3	5	1.06·10 ¹
1362.37	3	1	1.06·10 ¹
1363.47	5	3	8.53
1365.26	7	5	9.40
1367.05	3	3	1.05·10 ¹
1369.44	3	1	1.04·10 ¹
1373.03	5	5	8.00
1387.99	3	3	2.09·10 ⁻¹
1417.24	3	1	2.17·10 ¹
1433.69	5	7	8.67
1435.77	5	7	4.22
1436.17	1	3	7.79
1457.25	5	3	1.07·10 ¹
1500.24	7	9	2.10·10 ¹
1501.19	5	7	1.86·10 ¹
1501.87	3	5	1.76·10 ¹
1506.06	3	3	1.24·10 ¹
1673.32	5	7	6.70
1842.55	5	3	2.99
2176.89	9	7	1.80
2295.48	5	7	6.69·10 ⁻¹
2300.93	7	7	5.80·10 ⁻²
2308.19	9	11	7.16·10 ⁻¹
2449.48	5	5	1.81·10 ⁻¹
2483.20	7	9	1.33·10 ⁻¹
2541.82	3	5	3.22·10 ⁻¹
2546.09	5	5	6.1·10 ⁻¹
2559.21	5	7	1.63
2640.79	5	3	1.83
2655.51	7	9	1.35
2817.11	9	7	2.22·10 ⁻¹
2831.49	7	5	2.12·10 ⁻¹
2839.62	5	3	2.37·10 ⁻¹
2959.15	5	3	1.48·10 ⁻¹
2980.52	5	3	2.37·10 ⁻³
3013.09	5	5	5.67·10 ⁻²
3034.73	5	7	4.50·10 ⁻¹
3037.29	7	7	3.93·10 ⁻²
3040.93	9	11	4.87·10 ⁻¹
3043.93	7	5	2.51·10 ⁻¹
3045.08	5	3	2.24·10 ⁻¹
3068.24	5	3	5.15·10 ⁻¹
3086.24	7	5	1.46
3086.46	5	5	2.61·10 ⁻¹
3093.42	5	3	1.30
3093.65	3	3	4.33·10 ⁻¹
3096.83	3	1	1.73
3126.27	5	5	4.67·10 ⁻¹
3147.37	5	3	2.53·10 ⁻¹
3161.61	5	3	4.91·10 ⁻¹
3185.13	3	1	4.04
3186.02	5	7	1.13
3196.50	7	9	1.14
3210.55	9	11	1.20

λ Å	Weights		A 10^8 s^{-1}
	g_i	g_k	
3216.25	5	7	1.90·10 ⁻¹
3230.50	1	3	4.75·10 ⁻¹
3233.95	3	3	1.42
3241.62	5	3	2.35
3253.40	5	5	1.82·10 ⁻¹
3253.74	7	5	1.75·10 ⁻¹
3254.80	9	7	1.81·10 ⁻¹
3258.66	7	5	1.01
3270.46	3	3	2.99·10 ⁻¹
3276.26	5	3	8.91·10 ⁻¹
3279.26	3	1	1.18
3486.91	5	7	1.54
3525.94	3	3	2.48·10 ⁻¹
3569.67	3	1	5.78·10 ⁻¹
3590.47	3	5	2.53
3622.54	7	7	1.25·10 ⁻¹
3639.45	7	9	2.24·10 ⁻¹
3645.12	5	5	9.58·10 ⁻²
3681.40	5	3	2.51·10 ⁻¹
3682.15	3	3	1.50·10 ⁻¹
3791.41	1	3	1.76
3796.11	3	5	2.36
3806.54	5	7	3.14
3842.46	3	5	1.73·10 ⁻¹
3924.47	7	9	3.47
3947.49	5	7	5.59·10 ⁻²
3963.84	7	5	3.63·10 ⁻²
3981.24	3	3	2.09·10 ⁻³
4102.42	5	3	2.46·10 ⁻¹
4115.50	7	9	4.07·10 ⁻¹
4338.50	1	3	1.47·10 ⁻¹
4341.40	3	1	5.25·10 ⁻³
4377.63	7	5	4.14·10 ⁻²
4405.90	5	5	4.84·10 ⁻²
4406.72	7	9	3.10·10 ⁻¹
4494.05	3	3	4.19·10 ⁻¹
4552.62	3	5	1.26
4554.00	5	3	6.75·10 ⁻¹
4567.82	3	3	1.25
4574.76	3	1	1.24
4619.66	3	5	2.89·10 ⁻¹
4638.28	1	3	3.79·10 ⁻¹
4665.87	3	3	2.79·10 ⁻¹
4683.02	5	5	8.30·10 ⁻¹
4683.80	3	1	1.10
4716.65	5	7	1.32
4730.52	5	3	4.47·10 ⁻¹
4800.43	1	3	2.76·10 ⁻¹
4813.33	5	7	2.10
4819.72	7	9	2.12
4828.97	9	11	2.25
5113.76	5	7	3.82·10 ⁻¹
5114.12	9	11	4.17·10 ⁻¹
5197.26	3	5	2.47·10 ⁻¹
5451.46	3	5	4.60·10 ⁻¹
5473.05	5	7	6.07·10 ⁻¹
5704.60	7	5	1.86·10 ⁻¹
5716.29	9	7	1.91·10 ⁻¹
5739.73	1	3	5.41·10 ⁻¹
5898.79	7	9	4.86·10 ⁻¹

λ Å	Weights		A 10^8 s^{-1}
	g_i	g_k	
6314.46	3	1	1.18
6524.36	7	9	3.82·10 ⁻¹
6831.56	5	3	5.83·10 ⁻¹
7461.89	3	1	4.99·10 ⁻¹
7462.62	5	3	3.75·10 ⁻¹
7466.32	7	5	4.19·10 ⁻¹
7612.36	3	5	9.94·10 ⁻¹
8190.43	5	7	8.09·10 ⁻¹
8191.16	7	7	7.05·10 ⁻²
8191.68	9	11	8.78·10 ⁻¹
8262.57	5	7	7.18·10 ⁻¹
8265.64	5	5	1.80·10 ⁻¹
8269.32	3	5	5.36·10 ⁻¹
8271.38	3	3	2.98·10 ⁻¹
8271.94	1	3	3.96·10 ⁻¹
<i>Si IV</i>			
457.82	2	4	3.90
458.16	2	2	4.05
515.12	2	2	4.66
516.35	4	2	9.32
645.76	6	6	4.61·10 ⁻¹
645.76	6	8	6.92
645.76	4	6	6.46
749.94	6	6	9.33·10 ⁻¹
749.94	6	8	1.40·10 ¹
815.05	2	2	1.18·10 ¹
818.13	4	2	2.37·10 ¹
1066.63	6	6	2.54
1122.49	2	4	2.14·10 ¹
1128.34	4	6	2.53·10 ¹
1393.76	2	4	8.80
1402.77	2	2	8.63
1722.53	6	4	4.92
1727.38	4	2	5.47
2120.18	2	2	3.06
2127.47	4	2	6.14
2287.04	6	6	4.27·10 ⁻¹
2287.04	6	8	6.41
2287.04	4	6	5.98
2366.76	2	2	5.18·10 ⁻¹
2370.99	4	2	1.04
2482.82	2	4	6.62·10 ⁻²
2485.38	2	2	7.06·10 ⁻²
2672.19	2	4	2.49·10 ⁻²
2675.12	6	4	2.74·10 ⁻¹
2675.25	8	6	2.61·10 ⁻¹
2677.57	4	4	4.51·10 ⁻³
2723.81	6	8	1.10
2723.81	6	6	7.34·10 ⁻²
2971.52	6	6	4.62·10 ⁻³
2971.52	6	4	9.70·10 ⁻²
2971.52	8	6	9.24·10 ⁻²
3149.56	2	4	4.02
3165.71	4	6	4.77
3244.19	4	2	4.21·10 ⁻¹
3762.44	4	4	2.33·10 ⁻¹
3773.15	4	2	2.33
4031.39	2	2	2.29·10 ⁻¹
4038.06	4	2	4.59·10 ⁻¹

λ Å	Weights		A 10^8 s^{-1}
	g_i	g_k	
4088.85	2	4	1.56
4116.10	2	2	1.53
4212.41	6	8	1.63
4212.41	6	6	$1.09 \cdot 10^{-1}$
4314.10	2	2	1.06
4328.18	4	2	2.12
4403.73	6	8	$4.09 \cdot 10^{-1}$
4403.73	6	6	$2.73 \cdot 10^{-2}$
4403.73	4	6	$3.82 \cdot 10^{-1}$
4411.65	2	4	$1.74 \cdot 10^{-2}$
4611.27	4	6	$2.23 \cdot 10^{-2}$
4611.27	4	4	$3.71 \cdot 10^{-3}$
4950.11	6	6	$9.46 \cdot 10^{-3}$
4950.11	8	6	$1.89 \cdot 10^{-1}$
4950.11	6	4	$1.99 \cdot 10^{-1}$
5304.97	6	4	$1.90 \cdot 10^{-1}$
5304.97	4	4	$2.11 \cdot 10^{-2}$
5309.49	4	2	$2.10 \cdot 10^{-1}$
6667.56	2	4	1.15
6701.21	4	6	1.36
6998.36	6	6	$3.65 \cdot 10^{-2}$
6998.36	6	8	$5.48 \cdot 10^{-1}$
6998.36	4	6	$5.11 \cdot 10^{-1}$
7047.94	6	4	$9.05 \cdot 10^{-1}$
7068.41	4	2	1.00
7630.50	2	2	$4.40 \cdot 10^{-1}$
7654.56	4	2	$8.82 \cdot 10^{-1}$
8240.61	6	6	$5.85 \cdot 10^{-3}$
8240.61	6	4	$1.23 \cdot 10^{-1}$
8240.61	8	6	$1.17 \cdot 10^{-1}$
8957.25	2	4	$4.26 \cdot 10^{-1}$
9018.16	2	2	$4.17 \cdot 10^{-1}$
<i>Si V</i>			
96.44	1	3	$2.36 \cdot 10^3$
97.14	1	3	$2.42 \cdot 10^2$
98.21	1	3	6.88
117.86	1	3	$3.57 \cdot 10^2$
118.97	1	3	$3.84 \cdot 10^1$
<i>Silver</i>			
<i>Ag I</i>			
2061.2	2	4	$3.1 \cdot 10^{-2}$
2069.9	2	2	$1.5 \cdot 10^{-2}$
3280.7	2	4	1.4
3382.9	2	2	1.3
5209.1	2	4	$7.5 \cdot 10^{-1}$
5465.5	4	6	$8.6 \cdot 10^{-1}$
5471.6	4	4	$1.4 \cdot 10^{-1}$
<i>Sodium</i>			
<i>Na I</i>			
2543.84	2	4	$4.46 \cdot 10^{-4}$
2543.87	2	2	$4.35 \cdot 10^{-4}$
2593.87	2	4	$8.13 \cdot 10^{-4}$
2593.92	2	2	$7.96 \cdot 10^{-4}$
2680.34	2	4	$1.84 \cdot 10^{-3}$
2680.43	2	2	$1.81 \cdot 10^{-3}$
2852.81	2	4	$5.38 \cdot 10^{-3}$

λ Å	Weights		A 10^8 s^{-1}
	g_i	g_k	
2853.01	2	2	$5.31 \cdot 10^{-3}$
3302.37	2	4	$2.75 \cdot 10^{-2}$
3302.98	2	2	$2.73 \cdot 10^{-2}$
4238.99	2	4	$2.90 \cdot 10^{-3}$
4242.08	4	4	$5.8 \cdot 10^{-4}$
4242.08	4	6	$3.46 \cdot 10^{-3}$
4249.41	2	2	$8.7 \cdot 10^{-4}$
4252.52	4	2	$1.73 \cdot 10^{-3}$
4273.64	2	4	$3.91 \cdot 10^{-3}$
4276.79	4	4	$7.8 \cdot 10^{-4}$
4276.79	4	6	$4.69 \cdot 10^{-3}$
4287.84	2	2	$1.19 \cdot 10^{-3}$
4291.01	4	2	$2.38 \cdot 10^{-3}$
4321.40	2	4	$5.5 \cdot 10^{-3}$
4324.62	4	4	$1.09 \cdot 10^{-3}$
4324.62	4	6	$6.6 \cdot 10^{-3}$
4341.49	2	2	$3.26 \cdot 10^{-3}$
4344.74	4	2	$6.50 \cdot 10^{-3}$
4390.03	2	4	$9.83 \cdot 10^{-3}$
4393.34	4	4	$1.95 \cdot 10^{-3}$
4393.34	4	6	$1.17 \cdot 10^{-2}$
4419.88	2	2	$2.82 \cdot 10^{-3}$
4423.25	4	2	$5.61 \cdot 10^{-3}$
4494.18	2	4	$1.23 \cdot 10^{-2}$
4497.66	4	4	$2.44 \cdot 10^{-3}$
4497.66	4	6	$1.46 \cdot 10^{-2}$
4541.63	2	2	$3.76 \cdot 10^{-3}$
4545.19	4	2	$7.50 \cdot 10^{-3}$
4664.811	2	4	$2.08 \cdot 10^{-2}$
4668.560	4	4	$4.14 \cdot 10^{-3}$
4668.560	4	6	$2.49 \cdot 10^{-2}$
4747.941	2	2	$6.19 \cdot 10^{-3}$
4751.822	4	2	$1.23 \cdot 10^{-2}$
4978.541	2	4	$4.09 \cdot 10^{-2}$
4982.813	4	6	$4.88 \cdot 10^{-2}$
5148.838	2	2	$1.14 \cdot 10^{-2}$
5153.402	4	2	$2.27 \cdot 10^{-2}$
5682.633	2	4	$1.01 \cdot 10^{-1}$
5688.193	4	4	$2.02 \cdot 10^{-2}$
5688.205	4	6	$1.21 \cdot 10^{-1}$
5889.950	2	4	$6.16 \cdot 10^{-1}$
5895.924	2	2	$6.14 \cdot 10^{-1}$
6154.225	2	2	$2.50 \cdot 10^{-2}$
6160.747	4	2	$4.98 \cdot 10^{-2}$
7373.23	2	4	$5.42 \cdot 10^{-4}$
7373.49	2	2	$5.30 \cdot 10^{-4}$
7809.78	2	4	$9.91 \cdot 10^{-4}$
7810.24	2	2	$9.72 \cdot 10^{-4}$
8183.256	2	4	$4.29 \cdot 10^{-1}$
8194.790	4	4	$8.57 \cdot 10^{-2}$
8194.824	4	6	$5.14 \cdot 10^{-1}$
8649.92	2	4	$2.25 \cdot 10^{-3}$
8650.89	2	2	$2.21 \cdot 10^{-3}$
8942.96	6	6	$2.47 \cdot 10^{-4}$
8942.96	6	8	$3.71 \cdot 10^{-3}$
9153.88	6	6	$3.5 \cdot 10^{-4}$
9153.88	6	8	$5.3 \cdot 10^{-3}$
9465.94	6	6	$6.38 \cdot 10^{-4}$
9465.94	6	8	$9.57 \cdot 10^{-3}$
9961.28	6	6	$8.45 \cdot 10^{-4}$

λ Å	Weights		A 10^8 s^{-1}
	g_i	g_k	
9961.28	6	8	$1.27 \cdot 10^{-2}$
<i>Na II</i>			
300.15	1	3	$1.18 \cdot 10^1$
300.20	1	3	$1.17 \cdot 10^1$
301.44	1	3	$3.33 \cdot 10^1$
302.45	1	3	1.4
372.08	1	3	$3.13 \cdot 10^1$
376.38	1	3	1.70
2315.65	3	1	$1.05 \cdot 10^{-1}$
2493.15	3	1	4.15
2506.30	3	3	$2.73 \cdot 10^{-1}$
2515.46	3	5	$2.25 \cdot 10^{-1}$
2531.54	3	1	$8.44 \cdot 10^{-1}$
2594.96	3	3	$3.71 \cdot 10^{-1}$
2661.00	3	5	1.65
2671.83	3	3	2.64
2678.09	3	1	3.01
2808.71	7	7	$1.93 \cdot 10^{-2}$
2829.87	5	5	$3.36 \cdot 10^{-1}$
2839.56	5	7	1.11
2872.95	3	5	$2.63 \cdot 10^{-1}$
2881.15	3	1	2.50
2886.26	3	5	1.07
2893.95	3	1	1.48
2901.14	7	7	$2.89 \cdot 10^{-1}$
2904.72	7	5	$1.04 \cdot 10^{-1}$
2919.05	7	5	$7.94 \cdot 10^{-2}$
2920.95	1	3	$6.66 \cdot 10^{-1}$
2930.88	5	3	$9.83 \cdot 10^{-1}$
2934.08	5	7	3.17
2937.74	5	5	1.28
2945.70	7	7	$2.50 \cdot 10^{-2}$
2951.24	7	9	4.33
2952.40	5	5	1.29
2960.12	5	5	$5.60 \cdot 10^{-1}$
2970.73	5	7	$1.03 \cdot 10^{-1}$
2974.24	5	5	$2.02 \cdot 10^{-1}$
2974.99	1	3	$6.47 \cdot 10^{-1}$
2977.13	3	3	$1.05 \cdot 10^{-1}$
2979.66	5	7	1.96
2980.63	7	5	$3.30 \cdot 10^{-3}$
3004.15	3	3	$9.44 \cdot 10^{-2}$
3009.14	3	3	$1.73 \cdot 10^{-1}$
3015.40	5	5	$1.51 \cdot 10^{-1}$
3053.67	5	7	2.99
3055.35	1	3	$8.80 \cdot 10^{-2}$
3057.38	5	5	$4.51 \cdot 10^{-1}$
3058.72	5	3	$2.18 \cdot 10^{-1}$
3064.38	3	5	$7.62 \cdot 10^{-2}$
3066.54	3	3	$3.74 \cdot 10^{-1}$
3080.25	3	5	2.81
3087.06	3	1	$1.66 \cdot 10^{-1}$
3094.45	5	5	$1.91 \cdot 10^{-3}$
3095.55	3	5	$3.97 \cdot 10^{-3}$
3104.40	3	1	$5.63 \cdot 10^{-1}$
3124.42	5	7	2.56
3125.21	3	3	$9.72 \cdot 10^{-2}$
3135.48	1	3	$7.42 \cdot 10^{-1}$
3137.86	3	3	1.41

λ \AA	Weights		A 10^8 s^{-1}
	g_i	g_k	
3145.71	3	5	$7.23 \cdot 10^{-3}$
3163.74	5	5	1.05
3179.06	5	3	$3.94 \cdot 10^{-1}$
3234.93	3	5	$1.83 \cdot 10^{-1}$
3257.96	5	5	1.03
3260.21	3	1	$4.65 \cdot 10^{-1}$
3274.22	5	3	$4.29 \cdot 10^{-1}$
3301.35	3	5	$4.54 \cdot 10^{-2}$
3304.96	1	3	$3.60 \cdot 10^{-1}$
3318.04	3	3	$4.14 \cdot 10^{-1}$
3327.69	3	1	$9.45 \cdot 10^{-1}$
3711.07	1	3	$1.02 \cdot 10^{-1}$
4123.08	1	3	$3.71 \cdot 10^{-1}$
4344.11	1	3	$4.32 \cdot 10^{-1}$
4368.60	1	3	$3.59 \cdot 10^{-1}$
<i>Na III</i>			
202.15	4	4	$1.40 \cdot 10^1$
202.49	4	2	$1.59 \cdot 10^2$
202.71	2	4	$6.40 \cdot 10^1$
202.72	4	2	$6.72 \cdot 10^1$
202.76	4	4	$1.26 \cdot 10^2$
203.28	2	2	$9.24 \cdot 10^1$
215.86	2	4	$1.72 \cdot 10^1$
216.12	2	4	$1.57 \cdot 10^1$
229.87	4	2	$2.91 \cdot 10^1$
267.87	2	2	$7.56 \cdot 10^1$
378.14	4	2	$8.42 \cdot 10^1$
380.10	2	2	$4.13 \cdot 10^1$
1336.76	4	2	4.27
1337.36	4	4	1.61
1340.67	6	4	2.29
1342.39	2	2	$8.44 \cdot 10^{-1}$
1342.73	4	2	1.06
1355.28	6	6	3.44
1361.90	2	2	2.24
1372.34	2	4	$5.81 \cdot 10^{-1}$
1420.89	8	6	5.73
1444.19	6	4	4.07
1449.31	8	6	5.12
1562.87	4	4	2.98
1565.29	4	4	$3.95 \cdot 10^{-1}$
1598.18	4	6	$7.96 \cdot 10^{-1}$
1711.12	6	4	1.52
1728.27	4	2	4.10
1731.11	2	4	1.87
1835.22	6	6	3.31
1838.94	8	8	3.31
1844.36	6	6	3.00
1849.56	6	8	6.87
1850.38	4	4	4.37
1855.92	2	2	5.77
1856.71	4	6	4.22
1861.21	2	4	2.34
1887.47	10	12	$1.25 \cdot 10^1$
1918.45	4	4	2.29
1926.26	8	10	8.94
1927.24	2	4	5.66
1932.74	4	6	5.37
1933.89	6	8	6.33

λ \AA	Weights		A 10^8 s^{-1}
	g_i	g_k	
1946.43	6	8	8.28
1950.91	8	10	8.55
1951.24	6	4	2.38
1977.16	4	6	8.46
1985.57	4	4	1.78
1995.68	6	6	$8.12 \cdot 10^{-1}$
2004.21	2	4	2.07
2005.22	2	4	$9.67 \cdot 10^{-1}$
2008.47	4	6	1.45
2011.87	6	8	6.37
2014.17	4	6	4.88
2017.03	6	8	5.44
2028.56	8	8	1.93
2031.13	4	6	3.08
2035.90	2	2	6.23
2041.66	6	8	1.64
2043.29	4	2	4.02
2044.82	4	4	4.00
2045.44	6	6	1.05
2051.48	6	6	4.36
2060.36	4	6	$8.12 \cdot 10^{-1}$
2066.60	4	4	1.53
2140.72	6	6	3.80
2144.54	4	4	3.88
2202.83	6	6	$8.53 \cdot 10^{-1}$
2225.93	4	4	1.82
2230.33	6	8	3.64
2232.19	4	4	2.34
2246.70	4	6	2.72
2251.47	2	4	1.66
2278.42	2	2	2.98
2285.66	2	4	$7.73 \cdot 10^{-1}$
2309.99	4	2	3.08
2386.99	6	8	3.05
2394.03	4	6	2.80
2406.59	4	4	$5.1 \cdot 10^{-1}$
2459.31	4	6	3.0
2468.85	2	4	2.4
2474.73	6	4	1.38
2497.03	6	6	1.99
2510.26	4	2	2.19
2530.25	4	4	$3.65 \cdot 10^{-1}$
2542.80	2	2	$3.39 \cdot 10^{-1}$
<i>Na IV</i>			
136.551	5	5	$2.08 \cdot 10^2$
136.854	5	7	$1.56 \cdot 10^2$
142.232	5	7	$3.06 \cdot 10^2$
142.359	5	5	$2.77 \cdot 10^2$
146.064	5	5	6.69-10
146.302	3	5	$2.00 \cdot 10^2$
150.298	5	7	$2.38 \cdot 10^2$
150.543	3	5	$1.71 \cdot 10^2$
150.687	5	5	9.87-10
151.299	5	5	6.70-10
155.083	5	3	$1.33 \cdot 10^2$
155.240	5	3	$1.88 \cdot 10^2$
156.537	5	7	$2.92 \cdot 10^2$
162.448	5	7	$6.04 \cdot 10^2$
163.190	5	5	$4.32 \cdot 10^2$

λ \AA	Weights		A 10^8 s^{-1}
	g_i	g_k	
168.411	3	3	$1.37 \cdot 10^2$
168.546	1	3	$1.81 \cdot 10^2$
319.644	5	3	$2.52 \cdot 10^2$
360.76	1	3	$1.38 \cdot 10^1$
408.684	5	3	$2.66 \cdot 10^1$
409.614	3	1	$6.34 \cdot 10^1$
410.372	5	5	$4.73 \cdot 10^1$
411.334	1	3	$2.09 \cdot 10^1$
412.242	3	5	$1.55 \cdot 10^1$
1580.50	7	9	6.27
1582.18	3	3	7.16
1582.33	3	5	3.34
1583.98	5	5	5.55
1584.14	5	7	6.34
1587.05	7	9	9.46
1613.95	5	7	8.74
1615.92	7	9	8.89
1618.57	9	11	9.23
1655.47	7	9	8.72
1701.97	5	7	7.93
1702.41	3	5	5.95
1960.76	5	7	3.71
1965.08	5	5	3.68
1967.60	5	3	3.67
2018.39	3	5	3.44
<i>Strontium</i>			
<i>Sr I</i>			
2206.2	1	3	$6.6 \cdot 10^{-3}$
2211.3	1	3	$8.5 \cdot 10^{-3}$
2217.8	1	3	$1.2 \cdot 10^{-2}$
2226.3	1	3	$1.6 \cdot 10^{-2}$
2237.7	1	3	$2.3 \cdot 10^{-2}$
2253.3	1	3	$3.7 \cdot 10^{-2}$
2275.3	1	3	$6.7 \cdot 10^{-2}$
2307.3	1	3	$1.2 \cdot 10^{-1}$
2354.3	1	3	$1.8 \cdot 10^{-1}$
2428.1	1	3	$1.7 \cdot 10^{-1}$
2569.5	1	3	$5.3 \cdot 10^{-2}$
2931.8	1	3	$1.9 \cdot 10^{-2}$
4607.3	1	3	2.01
<i>Sr II</i>			
2018.7	2	2	$1.2 \cdot 10^{-1}$
2051.9	4	2	$2.4 \cdot 10^{-1}$
2282.0	2	4	$8.3 \cdot 10^{-1}$
2322.4	4	6	$9.1 \cdot 10^{-1}$
2324.5	4	4	$1.5 \cdot 10^{-1}$
2423.5	2	2	$2.4 \cdot 10^{-1}$
2471.6	4	2	$4.8 \cdot 10^{-1}$
3464.5	4	6	3.1
3474.9	4	4	$5.1 \cdot 10^{-1}$
4077.7	2	4	1.42
4161.8	2	2	$6.5 \cdot 10^{-1}$
4215.5	2	2	1.27
4305.5	4	2	1.4
4414.8	4	6	$1.1 \cdot 10^{-1}$
4417.5	4	4	$1.8 \cdot 10^{-2}$
4585.9	4	2	$7.0 \cdot 10^{-2}$

λ Å	Weights		A 10^8 s^{-1}
	g_i	g_k	
5303.1	2	4	$1.9 \cdot 10^{-1}$
5379.1	4	6	$2.2 \cdot 10^{-1}$
5385.5	4	4	$3.7 \cdot 10^{-2}$
5723.7	2	2	$7.1 \cdot 10^{-2}$
5819.0	4	2	$1.4 \cdot 10^{-1}$
8688.9	4	6	$5.5 \cdot 10^{-1}$
8719.6	4	4	$9.7 \cdot 10^{-2}$

*Sulfur**SI*

1295.7	5	5	4.9
1296.2	5	3	2.7
1302.3	3	5	1.8
1302.9	3	3	1.6
1303.1	3	1	6.6
1303.4	5	3	1.9
1305.9	1	3	2.4
1401.5	5	3	$9.1 \cdot 10^{-1}$
1409.3	3	3	$5.0 \cdot 10^{-1}$
1412.9	1	3	$1.6 \cdot 10^{-1}$
1425.0	5	7	4.5
1425.2	5	5	1.2
1433.3	3	5	3.3
1433.3	3	3	1.9
1437.0	1	3	2.4
1448.2	5	3	7.3
1473.0	5	7	$4.2 \cdot 10^{-1}$
1474.0	5	7	1.6
1474.4	5	5	$5.0 \cdot 10^{-1}$
1474.6	5	3	$6.2 \cdot 10^{-2}$
1481.7	3	5	$1.7 \cdot 10^{-1}$
1483.0	3	5	1.2
1483.2	3	3	$7.5 \cdot 10^{-1}$
1487.2	1	3	$8.7 \cdot 10^{-1}$
1666.7	5	5	6.3
1687.5	1	3	$9.4 \cdot 10^{-1}$
1782.3	1	3	1.9
1807.3	5	3	3.8
1820.3	3	3	2.2
1826.2	1	3	$7.2 \cdot 10^{-1}$
4694.1	5	7	$6.7 \cdot 10^{-3}$
4695.4	5	5	$6.7 \cdot 10^{-3}$
4696.2	5	3	$6.5 \cdot 10^{-3}$
6403.6	3	5	$5.7 \cdot 10^{-3}$
6408.1	5	5	$9.5 \cdot 10^{-3}$
6415.5	7	5	$1.3 \cdot 10^{-2}$
*6751.2	15	25	$7.9 \cdot 10^{-2}$
7679.6	3	5	$1.2 \cdot 10^{-2}$
7686.1	5	5	$2.0 \cdot 10^{-2}$
7696.7	7	5	$2.8 \cdot 10^{-2}$

SII

1124.4	2	4	1.0
1125.0	4	4	4.6
1131.0	2	2	3.5
1131.6	4	2	1.4
1250.5	4	2	$4.6 \cdot 10^{-1}$
1253.8	4	4	$4.2 \cdot 10^{-1}$
1259.5	4	6	$3.4 \cdot 10^{-1}$

λ Å	Weights		A 10^8 s^{-1}
	g_i	g_k	
4463.6	8	6	$5.3 \cdot 10^{-1}$
4483.4	6	4	$3.1 \cdot 10^{-1}$
4486.7	4	2	$6.6 \cdot 10^{-1}$
4524.7	4	4	$9.3 \cdot 10^{-2}$
4525.0	6	4	1.2
4552.4	4	2	1.2
4656.7	2	4	$9.0 \cdot 10^{-2}$
4716.2	4	4	$2.9 \cdot 10^{-1}$
4815.5	6	4	$8.8 \cdot 10^{-1}$
4885.6	2	4	$1.7 \cdot 10^{-1}$
4917.2	2	2	$6.6 \cdot 10^{-1}$
4924.1	4	6	$2.2 \cdot 10^{-1}$
4925.3	2	4	$2.4 \cdot 10^{-1}$
4942.5	2	2	$1.5 \cdot 10^{-1}$
4991.9	4	4	$1.5 \cdot 10^{-1}$
5009.5	4	2	$7.0 \cdot 10^{-1}$
5014.0	4	4	$8.4 \cdot 10^{-1}$
5027.2	4	2	$2.6 \cdot 10^{-1}$
5032.4	6	6	$8.1 \cdot 10^{-1}$
5047.3	4	2	$3.6 \cdot 10^{-1}$
5103.3	6	4	$5.0 \cdot 10^{-1}$
5142.3	2	2	$1.9 \cdot 10^{-1}$
5201.0	4	4	$7.5 \cdot 10^{-1}$
5201.3	6	4	$6.5 \cdot 10^{-2}$
5212.6	4	6	$9.8 \cdot 10^{-2}$
5212.6	6	6	$8.5 \cdot 10^{-1}$
5320.7	6	8	$9.2 \cdot 10^{-1}$
5345.7	4	6	$8.8 \cdot 10^{-1}$
5345.7	6	6	$1.1 \cdot 10^{-1}$
5428.6	2	4	$4.2 \cdot 10^{-1}$
5432.8	4	6	$6.8 \cdot 10^{-1}$
5453.8	6	8	$8.5 \cdot 10^{-1}$
5473.6	2	2	$7.3 \cdot 10^{-1}$
5509.7	4	4	$4.0 \cdot 10^{-1}$
5526.2	8	8	$8.1 \cdot 10^{-2}$
5536.8	4	6	$6.6 \cdot 10^{-2}$
5556.0	4	2	$1.1 \cdot 10^{-1}$
5564.9	6	6	$1.7 \cdot 10^{-1}$
5578.8	6	6	$1.1 \cdot 10^{-1}$
5606.1	10	8	$5.4 \cdot 10^{-1}$
5616.6	4	4	$1.2 \cdot 10^{-1}$
5640.0	4	6	$6.6 \cdot 10^{-1}$
5645.6	6	4	$1.8 \cdot 10^{-2}$
5647.0	2	4	$5.7 \cdot 10^{-1}$
5659.9	6	4	$4.6 \cdot 10^{-1}$
5664.7	4	2	$5.8 \cdot 10^{-1}$
5819.2	4	4	$8.5 \cdot 10^{-2}$
6305.5	8	6	$1.8 \cdot 10^{-1}$
6312.7	6	4	$3.0 \cdot 10^{-1}$

4925.3	2	4	$2.4 \cdot 10^{-1}$
4942.5	2	2	$1.5 \cdot 10^{-1}$
4991.9	4	4	$1.5 \cdot 10^{-1}$
5009.5	4	2	$7.0 \cdot 10^{-1}$
5014.0	4	4	$8.4 \cdot 10^{-1}$
5027.2	4	2	$2.6 \cdot 10^{-1}$
5032.4	6	6	$8.1 \cdot 10^{-1}$
5047.3	4	2	$3.6 \cdot 10^{-1}$
5103.3	6	4	$5.0 \cdot 10^{-1}$
5142.3	2	2	$1.9 \cdot 10^{-1}$
5201.0	4	4	$7.5 \cdot 10^{-1}$
5201.3	6	4	$6.5 \cdot 10^{-2}$
5212.6	4	6	$9.8 \cdot 10^{-2}$
5212.6	6	6	$8.5 \cdot 10^{-1}$
5320.7	6	8	$9.2 \cdot 10^{-1}$
5345.7	4	6	$8.8 \cdot 10^{-1}$
5345.7	6	6	$1.1 \cdot 10^{-1}$
5428.6	2	4	$4.2 \cdot 10^{-1}$
5432.8	4	6	$6.8 \cdot 10^{-1}$
5453.8	6	8	$8.5 \cdot 10^{-1}$
5473.6	2	2	$7.3 \cdot 10^{-1}$
5509.7	4	4	$4.0 \cdot 10^{-1}$
5526.2	8	8	$8.1 \cdot 10^{-2}$
5536.8	4	6	$6.6 \cdot 10^{-2}$
5556.0	4	2	$1.1 \cdot 10^{-1}$
5564.9	6	6	$1.7 \cdot 10^{-1}$
5578.8	6	6	$1.1 \cdot 10^{-1}$
5606.1	10	8	$5.4 \cdot 10^{-1}$
5616.6	4	4	$1.2 \cdot 10^{-1}$
5640.0	4	6	$6.6 \cdot 10^{-1}$
5645.6	6	4	$1.8 \cdot 10^{-2}$
5647.0	2	4	$5.7 \cdot 10^{-1}$
5659.9	6	4	$4.6 \cdot 10^{-1}$
5664.7	4	2	$5.8 \cdot 10^{-1}$
5819.2	4	4	$8.5 \cdot 10^{-2}$
6305.5	8	6	$1.8 \cdot 10^{-1}$
6312.7	6	4	$3.0 \cdot 10^{-1}$

SIII

2496.2	7	5	2.5
2508.2	5	3	2.3
2636.9	3	5	$4.5 \cdot 10^{-1}$
2665.4	5	5	1.4
2680.5	1	3	$6.2 \cdot 10^{-1}$
2691.8	3	3	$4.6 \cdot 10^{-1}$
2702.8	3	1	1.9
2718.9	3	3	1.2
2721.4	5	3	$7.7 \cdot 10^{-1}$

λ Å	Weights		A 10^8 s^{-1}
	g_i	g_k	
2726.8	3	5	$6.0 \cdot 10^{-1}$
2731.1	5	5	1.1
2756.9	7	7	1.4
2785.5	3	3	$6.1 \cdot 10^{-1}$
2856.0	5	7	5.1
2863.5	7	9	5.7
2872.0	3	5	4.7
2950.2	3	5	3.0
2964.8	5	7	4.0
3662.0	3	3	$6.4 \cdot 10^{-1}$
3717.8	5	3	1.0
3778.9	3	5	$4.4 \cdot 10^{-1}$
3831.8	1	3	$5.6 \cdot 10^{-1}$
3837.8	3	3	$4.2 \cdot 10^{-1}$
3838.3	5	5	1.3
3860.6	3	1	1.6
3899.1	5	3	$6.7 \cdot 10^{-1}$
4253.6	5	7	1.2
4285.0	3	5	$9.0 \cdot 10^{-1}$

*Tantalum**Ta I*

3170.3	8	10	$8.5 \cdot 10^{-2}$
3406.9	4	6	$6.8 \cdot 10^{-2}$
3419.7	8	8	$1.9 \cdot 10^{-2}$
3463.8	4	6	$2.62 \cdot 10^{-2}$
3497.9	6	8	$4.9 \cdot 10^{-2}$
3505.0	8	6	$2.72 \cdot 10^{-2}$
3607.4	6	8	$4.6 \cdot 10^{-2}$
3626.6	8	10	$7.1 \cdot 10^{-2}$
3642.1	10	12	$5.5 \cdot 10^{-2}$
3784.3	4	6	$4.3 \cdot 10^{-2}$
3848.1	10	8	$1.30 \cdot 10^{-2}$
3922.8	4	4	$3.98 \cdot 10^{-2}$
3996.2	2	4	$3.35 \cdot 10^{-2}$
4026.9	4	4	$3.60 \cdot 10^{-2}$
4029.9	10	10	$2.8 \cdot 10^{-2}$
4040.9	10	12	$7.3 \cdot 10^{-3}$
4061.4	2	4	$6.5 \cdot 10^{-2}$
4064.6	4	4	$3.83 \cdot 10^{-2}$
4136.2	8	6	$1.82 \cdot 10^{-2}$
4147.9	10	8	$1.79 \cdot 10^{-2}$
4175.2	6	8	$2.8 \cdot 10^{-2}$
4205.9	8	10	$8.9 \cdot 10^{-3}$
4303.0	6	6	$2.08 \cdot 10^{-2}$
4386.1	4	6	$1.0 \cdot 10^{-2}$
4402.5	6	6	$2.28 \cdot 10^{-2}$
4415.7	2	4	$2.53 \cdot 10^{-2}$
4441.7	10	8	$9.0 \cdot 10^{-3}$
4473.5	6	8	$1.36 \cdot 10^{-2}$
4511.0	10	12	$1.56 \cdot 10^{-2}$
4530.9	4	6	$2.42 \cdot 10^{-2}$
4553.7	6	8	$9.5 \cdot 10^{-3}$
4565.9	8	8	$2.5 \cdot 10^{-2}$
4619.5	6	4	$5.3 \cdot 10^{-2}$
4669.1	6	4	$2.85 \cdot 10^{-2}$
4681.9	6	6	$1.5 \cdot 10^{-2}$
4691.9	2	4	$4.08 \cdot 10^{-2}$
4706.1	6	6	$1.4 \cdot 10^{-2}$

λ \AA	Weights		A 10^8 s^{-1}
	g_i	g_k	
4740.2	4	4	$5.0 \cdot 10^{-2}$
4758.0	4	6	$7.5 \cdot 10^{-3}$
4769.0	8	8	$2.8 \cdot 10^{-2}$
4780.9	10	8	$2.16 \cdot 10^{-2}$
4812.8	4	4	$1.2 \cdot 10^{-2}$
4825.4	6	6	$2.63 \cdot 10^{-2}$
4832.2	4	4	$1.7 \cdot 10^{-2}$
4852.2	4	4	$1.7 \cdot 10^{-2}$
4884.0	6	8	$1.1 \cdot 10^{-2}$
4904.6	12	10	$1.95 \cdot 10^{-2}$
4921.3	2	4	$1.2 \cdot 10^{-2}$
4926.0	4	4	$1.5 \cdot 10^{-2}$
4936.4	8	6	$4.5 \cdot 10^{-2}$
4969.7	4	4	$1.0 \cdot 10^{-2}$
5012.5	4	4	$1.9 \cdot 10^{-2}$
5037.4	10	8	$4.4 \cdot 10^{-2}$
5043.3	6	4	$2.73 \cdot 10^{-2}$
5067.9	8	6	$2.92 \cdot 10^{-2}$
5087.4	6	4	$1.5 \cdot 10^{-2}$
5090.7	8	6	$9.5 \cdot 10^{-3}$
5136.5	2	2	$4.5 \cdot 10^{-2}$
5143.7	6	4	$1.7 \cdot 10^{-2}$
5147.6	6	4	$9.0 \cdot 10^{-3}$
5161.8	4	6	$6.3 \cdot 10^{-3}$
5218.7	8	6	$8.2 \cdot 10^{-3}$
5295.0	6	6	$7.5 \cdot 10^{-3}$
5336.1	6	8	$5.5 \cdot 10^{-3}$
5349.6	6	4	$2.2 \cdot 10^{-2}$
5435.3	4	6	$1.1 \cdot 10^{-2}$
5499.4	10	10	$6.1 \cdot 10^{-3}$
5518.9	8	10	$3.8 \cdot 10^{-2}$
5620.7	8	10	$6.0 \cdot 10^{-3}$
5640.2	6	8	$4.9 \cdot 10^{-3}$
5645.9	6	8	$1.43 \cdot 10^{-2}$
5811.1	8	6	$5.7 \cdot 10^{-3}$
5877.4	10	12	$2.3 \cdot 10^{-2}$
5939.8	2	4	$1.6 \cdot 10^{-2}$
5944.0	4	6	$2.13 \cdot 10^{-2}$
5997.2	10	10	$2.4 \cdot 10^{-2}$
6020.7	2	4	$1.0 \cdot 10^{-2}$
6045.4	6	8	$2.6 \cdot 10^{-2}$
6047.3	8	10	$9.0 \cdot 10^{-3}$
6249.8	6	6	$3.5 \cdot 10^{-3}$
6258.7	6	8	$3.3 \cdot 10^{-3}$
6309.6	4	6	$1.83 \cdot 10^{-2}$
6360.8	6	8	$4.6 \cdot 10^{-3}$
6428.6	6	6	$6.0 \cdot 10^{-3}$
6430.8	8	8	$2.9 \cdot 10^{-2}$
6450.4	8	10	$2.2 \cdot 10^{-2}$
6485.4	10	10	$5.8 \cdot 10^{-2}$
6514.4	6	4	$2.2 \cdot 10^{-2}$
6516.1	6	8	$1.25 \cdot 10^{-2}$
6612.0	6	4	$1.9 \cdot 10^{-2}$
6673.7	2	4	$9.0 \cdot 10^{-3}$
6771.7	4	4	$5.8 \cdot 10^{-3}$
6866.2	8	6	$2.58 \cdot 10^{-2}$
6927.4	10	12	$1.01 \cdot 10^{-2}$
6928.5	10	8	$1.69 \cdot 10^{-2}$
6951.3	10	10	$3.7 \cdot 10^{-3}$
6953.9	6	8	$8.3 \cdot 10^{-3}$

λ \AA	Weights		A 10^8 s^{-1}
	g_i	g_k	
6966.1	8	8	$1.2 \cdot 10^{-2}$
6969.5	10	10	$2.9 \cdot 10^{-3}$
7407.9	6	4	$2.0 \cdot 10^{-2}$
<i>Thallium</i>			
<i>Tl I</i>			
2104.6	2	4	$4.0 \cdot 10^{-2}$
2118.9	2	2	$2.0 \cdot 10^{-2}$
2129.3	2	4	$5.8 \cdot 10^{-2}$
2151.9	2	2	$3.1 \cdot 10^{-2}$
2168.6	2	4	$9.8 \cdot 10^{-2}$
2237.8	2	4	$1.9 \cdot 10^{-1}$
2316.0	2	2	$7.8 \cdot 10^{-2}$
2379.7	2	4	$4.4 \cdot 10^{-1}$
2507.9	4	2	$1.1 \cdot 10^{-2}$
2538.2	4	2	$1.6 \cdot 10^{-2}$
2580.1	2	2	$1.8 \cdot 10^{-1}$
2609.0	4	6	$1.0 \cdot 10^{-1}$
2609.8	4	4	$1.9 \cdot 10^{-2}$
2665.6	4	2	$5.7 \cdot 10^{-2}$
2709.2	4	6	$1.7 \cdot 10^{-1}$
2710.7	4	4	$3.7 \cdot 10^{-2}$
2767.9	2	4	1.26
2826.2	4	2	$8.0 \cdot 10^{-2}$
2918.3	4	6	$4.2 \cdot 10^{-1}$
2921.5	4	4	$7.6 \cdot 10^{-2}$
3229.8	4	2	$1.73 \cdot 10^{-1}$
3519.2	4	6	1.24
3529.4	4	4	$2.20 \cdot 10^{-1}$
3775.7	2	2	$6.25 \cdot 10^{-1}$
5350.5	4	2	$7.05 \cdot 10^{-1}$
<i>Thulium</i>			
<i>Tm I</i>			
2513.8	8	10	$6.9 \cdot 10^{-2}$
2527.0	8	8	$1.7 \cdot 10^{-1}$
2596.5	8	10	$1.6 \cdot 10^{-1}$
2601.1	8	6	$1.7 \cdot 10^{-1}$
2622.5	8	10	$6.1 \cdot 10^{-2}$
2841.1	6	6	$2.0 \cdot 10^{-1}$
2854.2	8	6	$2.7 \cdot 10^{-1}$
2914.8	8	8	$7.7 \cdot 10^{-2}$
2933.0	8	6	$1.0 \cdot 10^{-1}$
2973.2	8	8	$2.3 \cdot 10^{-1}$
3046.9	8	8	$1.8 \cdot 10^{-1}$
3081.1	8	8	$1.9 \cdot 10^{-1}$
3122.5	6	6	$5.2 \cdot 10^{-1}$
3142.4	6	6	$8.8 \cdot 10^{-2}$
3172.7	8	8	$1.8 \cdot 10^{-1}$
3233.7	8	10	$5.1 \cdot 10^{-2}$
3247.0	6	8	$3.0 \cdot 10^{-1}$
3251.8	6	4	$5.2 \cdot 10^{-1}$
3380.7	6	8	$2.0 \cdot 10^{-1}$
3406.0	6	8	$1.5 \cdot 10^{-1}$
3410.1	8	10	$1.0 \cdot 10^{-1}$
3416.6	8	8	$5.7 \cdot 10^{-2}$
3418.6	6	6	$1.1 \cdot 10^{-1}$
3563.9	8	6	$9.8 \cdot 10^{-2}$
3567.4	8	10	$4.2 \cdot 10^{-2}$

λ \AA	Weights		A 10^8 s^{-1}
	g_i	g_k	
3744.1	8	8	$9.5 \cdot 10^{-1}$
3751.8	8	10	$1.9 \cdot 10^{-1}$
3798.5	6	4	1.2
3807.7	6	6	$3.9 \cdot 10^{-1}$
3883.1	8	6	1.0
3887.4	8	8	$3.8 \cdot 10^{-1}$
3916.5	6	8	1.5
3949.3	6	6	1.0
4022.6	6	8	$4.0 \cdot 10^{-2}$
4044.5	6	4	$2.9 \cdot 10^{-1}$
4094.2	8	6	$9.0 \cdot 10^{-1}$
4105.8	8	10	$6.0 \cdot 10^{-1}$
4138.3	6	4	$7.0 \cdot 10^{-1}$
4158.6	6	8	$5.5 \cdot 10^{-2}$
4187.6	8	8	$6.1 \cdot 10^{-1}$
4203.7	8	10	$2.5 \cdot 10^{-1}$
4222.7	6	8	$1.5 \cdot 10^{-1}$
4271.7	6	6	$1.1 \cdot 10^{-1}$
4359.9	8	6	$1.3 \cdot 10^{-1}$
4386.4	8	8	$4.2 \cdot 10^{-2}$
4394.4	6	4	$1.1 \cdot 10^{-1}$
4643.1	6	6	$3.4 \cdot 10^{-2}$
4681.9	6	8	$3.9 \cdot 10^{-2}$
4691.1	6	6	$3.9 \cdot 10^{-2}$
5307.1	8	10	$2.3 \cdot 10^{-2}$
5658.3	6	8	$1.0 \cdot 10^{-2}$
5675.8	8	10	$1.3 \cdot 10^{-2}$
5760.2	6	6	$1.3 \cdot 10^{-2}$
<i>Tin</i>			
<i>Sn I</i>			
2073.1	1	3	$3.6 \cdot 10^{-2}$
2199.3	3	5	$2.9 \cdot 10^{-1}$
2209.7	5	5	$5.6 \cdot 10^{-1}$
2246.1	1	3	1.6
2268.9	5	7	1.2
2286.7	5	5	$3.1 \cdot 10^{-1}$
2317.2	5	7	2.0
2334.8	3	3	$6.6 \cdot 10^{-1}$
2354.8	3	5	1.7
2380.7	3	5	$3.1 \cdot 10^{-2}$
2408.2	5	3	$1.8 \cdot 10^{-1}$
2421.7	5	7	2.5
2429.5	5	7	1.5
2433.5	5	3	$8.0 \cdot 10^{-3}$
2455.2	5	5	$1.1 \cdot 10^{-2}$
2476.4	5	3	$1.1 \cdot 10^{-2}$
2483.4	5	5	$2.1 \cdot 10^{-1}$
2491.8	1	3	$1.7 \cdot 10^{-1}$
2495.7	5	5	$6.2 \cdot 10^{-1}$
2523.9	5	3	$7.4 \cdot 10^{-2}$
2546.6	1	3	$2.1 \cdot 10^{-1}$
2558.0	1	3	$3.4 \cdot 10^{-1}$
2571.6	5	7	$4.5 \cdot 10^{-1}$
2594.4	5	5	$3.0 \cdot 10^{-1}$
2636.9	1	3	$1.1 \cdot 10^{-1}$
2661.2	3	3	$1.1 \cdot 10^{-1}$
2706.5	3	5	$6.6 \cdot 10^{-1}$
2761.8	5	5	$3.7 \cdot 10^{-3}$

λ Å	Weights		A 10^8 s^{-1}
	g_i	g_k	
2779.8	5	7	$1.8 \cdot 10^{-1}$
2785.0	5	3	$1.4 \cdot 10^{-1}$
2788.0	1	3	$1.4 \cdot 10^{-1}$
2812.6	1	3	$2.3 \cdot 10^{-1}$
2813.6	5	5	$1.2 \cdot 10^{-1}$
2840.0	5	5	1.7
2850.6	5	5	$3.3 \cdot 10^{-1}$
2863.3	1	3	$5.4 \cdot 10^{-1}$
2913.5	1	3	$8.3 \cdot 10^{-1}$
3009.1	3	3	$3.8 \cdot 10^{-1}$
3032.8	1	3	$6.2 \cdot 10^{-1}$
3034.1	3	1	2.0
3141.8	1	3	$1.9 \cdot 10^{-1}$
3175.1	5	3	1.0
3218.7	1	3	$4.7 \cdot 10^{-2}$
3223.6	5	5	$1.2 \cdot 10^{-3}$
3262.3	5	3	2.7
3330.6	5	5	$2.0 \cdot 10^{-1}$
3655.8	1	3	$4.1 \cdot 10^{-2}$
3801.0	5	3	$2.8 \cdot 10^{-1}$
4524.7	1	3	$2.6 \cdot 10^{-1}$
5631.7	1	3	$2.4 \cdot 10^{-2}$
5970.3	5	3	$9.6 \cdot 10^{-2}$
6037.7	5	5	$5.0 \cdot 10^{-2}$
6069.0	1	3	$4.6 \cdot 10^{-2}$
6073.5	3	1	$6.3 \cdot 10^{-2}$
6171.5	3	3	$4.9 \cdot 10^{-2}$
<i>Sn II</i>			
2368.3	4	2	$4.4 \cdot 10^{-3}$
2449.0	4	6	$3.7 \cdot 10^{-1}$
2487.0	6	8	$5.5 \cdot 10^{-1}$
3283.2	4	6	1.0
3352.0	6	8	1.0
3472.5	2	4	$1.6 \cdot 10^{-1}$
3575.5	4	6	$1.3 \cdot 10^{-1}$
5332.4	2	4	$8.6 \cdot 10^{-1}$
5562.0	4	6	1.2
5588.9	4	6	$8.5 \cdot 10^{-1}$
5596.2	4	4	$1.5 \cdot 10^{-1}$
5797.2	6	6	$2.8 \cdot 10^{-1}$
5799.2	6	8	$8.1 \cdot 10^{-1}$
6453.5	2	4	1.2
6761.5	2	2	$3.2 \cdot 10^{-1}$
6844.1	2	2	$6.6 \cdot 10^{-1}$
<i>Titanium</i>			
<i>Ti I</i>			
2644.28	7	5	1.4
2646.65	9	7	1.5
2733.27	5	5	1.9
2912.07	5	7	1.3
2942.00	5	5	1.0
2948.26	7	7	$9.3 \cdot 10^{-1}$
2956.13	9	9	$9.7 \cdot 10^{-1}$
3186.45	5	7	$8.0 \cdot 10^{-1}$
3191.99	7	9	$8.5 \cdot 10^{-1}$
3199.92	9	11	$9.4 \cdot 10^{-1}$
3341.88	5	7	$6.5 \cdot 10^{-1}$

λ Å	Weights		A 10^8 s^{-1}
	g_i	g_k	
3354.63	7	9	$6.9 \cdot 10^{-1}$
3371.45	9	11	$7.2 \cdot 10^{-1}$
3377.58	7	5	$6.9 \cdot 10^{-1}$
3385.94	9	7	$5.0 \cdot 10^{-1}$
3635.46	5	7	$8.04 \cdot 10^{-1}$
3642.68	7	9	$7.74 \cdot 10^{-1}$
3653.50	9	11	$7.54 \cdot 10^{-1}$
3724.57	9	9	$9.1 \cdot 10^{-1}$
3741.06	7	7	$4.17 \cdot 10^{-1}$
3752.86	9	9	$5.04 \cdot 10^{-1}$
3786.04	5	3	1.4
3958.21	9	7	$4.05 \cdot 10^{-1}$
3981.76	5	5	$3.76 \cdot 10^{-1}$
3989.76	7	7	$3.79 \cdot 10^{-1}$
3998.64	9	9	$4.08 \cdot 10^{-1}$
4186.12	9	9	$2.10 \cdot 10^{-1}$
4266.23	5	5	$3.1 \cdot 10^{-1}$
4284.99	5	5	$3.2 \cdot 10^{-1}$
4289.07	5	5	$3.0 \cdot 10^{-1}$
4393.93	9	11	$3.3 \cdot 10^{-1}$
4417.27	11	9	$3.6 \cdot 10^{-1}$
4449.14	11	11	$9.7 \cdot 10^{-1}$
4450.90	9	9	$9.6 \cdot 10^{-1}$
4453.31	5	5	$5.98 \cdot 10^{-1}$
4453.71	7	7	$4.7 \cdot 10^{-1}$
4455.32	7	7	$4.8 \cdot 10^{-1}$
4457.43	9	9	$5.6 \cdot 10^{-1}$
4465.81	5	7	$3.28 \cdot 10^{-1}$
4481.26	7	7	$5.7 \cdot 10^{-1}$
4496.15	7	5	$4.4 \cdot 10^{-1}$
4518.02	7	9	$1.72 \cdot 10^{-1}$
4522.80	5	7	$1.9 \cdot 10^{-1}$
4533.24	11	11	$8.83 \cdot 10^{-1}$
4534.78	9	9	$6.87 \cdot 10^{-1}$
4548.76	7	5	$2.85 \cdot 10^{-1}$
4552.45	9	7	$2.1 \cdot 10^{-1}$
4563.43	9	11	$2.1 \cdot 10^{-1}$
4617.27	7	9	$8.51 \cdot 10^{-1}$
4623.10	5	7	$5.74 \cdot 10^{-1}$
4639.94	3	3	$6.64 \cdot 10^{-1}$
4742.79	9	9	$5.3 \cdot 10^{-1}$
4758.12	11	11	$7.13 \cdot 10^{-1}$
4759.27	13	13	$7.40 \cdot 10^{-1}$
4778.26	9	9	$2.0 \cdot 10^{-1}$
4805.42	5	7	$5.8 \cdot 10^{-1}$
4856.01	13	15	$5.2 \cdot 10^{-1}$
4885.08	11	13	$4.90 \cdot 10^{-1}$
4913.62	7	9	$4.44 \cdot 10^{-1}$
4928.34	3	5	$6.2 \cdot 10^{-1}$
4981.73	11	13	$6.60 \cdot 10^{-1}$
4989.14	7	5	$3.25 \cdot 10^{-1}$
4991.07	9	11	$5.84 \cdot 10^{-1}$
4999.50	7	9	$5.27 \cdot 10^{-1}$
5000.99	9	7	$3.52 \cdot 10^{-1}$
5007.21	5	7	$4.92 \cdot 10^{-1}$
5014.28	3	5	$6.8 \cdot 10^{-1}$
5036.47	7	9	$3.94 \cdot 10^{-1}$
5038.40	5	7	$3.87 \cdot 10^{-1}$
5224.30	11	11	$3.6 \cdot 10^{-1}$
5259.98	5	7	$2.3 \cdot 10^{-1}$

λ Å	Weights		A 10^8 s^{-1}
	g_i	g_k	
5351.07	7	7	$3.4 \cdot 10^{-1}$
5503.90	11	9	$2.6 \cdot 10^{-1}$
5774.04	9	11	$5.5 \cdot 10^{-1}$
5785.98	11	13	$6.1 \cdot 10^{-1}$
5804.27	13	15	$6.8 \cdot 10^{-1}$
6098.66	9	7	$2.5 \cdot 10^{-1}$
6220.46	9	7	$1.8 \cdot 10^{-1}$
<i>Ti II</i>			
2635.44	4	4	1.9
2638.56	6	6	1.7
2642.02	8	8	1.9
2645.86	10	10	2.7
2746.54	6	8	2.6
2751.59	8	10	3.7
2752.68	8	10	1.1
2757.62	6	8	$7.2 \cdot 10^{-1}$
2758.35	4	6	$9.9 \cdot 10^{-1}$
2804.82	6	8	4.6
2810.30	8	10	5.1
2817.83	10	12	3.8
2819.87	8	8	$6.5 \cdot 10^{-1}$
2821.26	6	8	$7.9 \cdot 10^{-1}$
2827.12	8	10	1.0
2828.06	12	14	4.4
2828.64	6	6	1.2
2828.83	10	10	$9.1 \cdot 10^{-1}$
2834.02	10	12	$7.9 \cdot 10^{-1}$
2836.47	8	8	1.2
2839.64	12	12	$8.3 \cdot 10^{-1}$
2845.93	10	10	1.2
2856.10	12	12	1.5
2877.47	8	8	$5.7 \cdot 10^{-1}$
2884.13	10	10	$5.2 \cdot 10^{-1}$
2926.64	10	8	$8.9 \cdot 10^{-1}$
2931.10	6	6	3.2
2936.02	4	6	2.7
2938.57	6	8	2.4
2941.90	8	10	1.8
2942.97	8	8	1.1
2945.30	10	12	2.7
2954.59	10	12	4.0
2958.80	8	10	4.0
2979.06	4	6	1.2
2990.06	6	8	$5.6 \cdot 10^{-1}$
3017.17	12	12	$3.6 \cdot 10^{-1}$
3022.64	10	10	1.2
3023.67	8	8	1.0
3075.23	6	4	1.13
3078.65	8	6	1.09
3081.52	10	8	1.1
3088.04	10	8	1.25
3089.44	8	6	1.3
3103.81	10	8	1.1
3106.26	6	6	$7.8 \cdot 10^{-1}$
3127.86	6	6	1.6
3128.50	8	8	1.1
3168.55	10	8	$4.1 \cdot 10^{-1}$
3181.73	6	8	$4.6 \cdot 10^{-1}$
3189.49	4	4	$9.2 \cdot 10^{-1}$

λ Å	Weights		A 10^8 s^{-1}
	g_i	g_k	
3190.91	6	8	1.3
3202.56	4	6	1.1
3224.25	12	10	$7.0 \cdot 10^{-1}$
3228.62	4	2	2.0
3232.29	8	6	$6.0 \cdot 10^{-1}$
3234.51	10	10	1.38
3236.58	8	8	1.11
3239.04	6	6	$9.87 \cdot 10^{-1}$
3239.66	6	4	$9.4 \cdot 10^{-1}$
3241.99	4	4	1.16
3278.28	4	4	$9.6 \cdot 10^{-1}$
3278.91	6	4	1.0
3282.32	2	2	1.6
3287.66	8	10	1.4
3321.70	4	4	$7.2 \cdot 10^{-1}$
3322.94	10	10	$3.96 \cdot 10^{-1}$
3332.11	6	4	1.1
3361.23	8	10	1.1
3372.80	6	8	1.11
3383.77	4	6	1.09
3456.40	4	4	$8.2 \cdot 10^{-1}$
3483.63	10	8	$9.7 \cdot 10^{-1}$
3492.37	8	6	$9.8 \cdot 10^{-1}$
3504.90	10	10	$8.2 \cdot 10^{-1}$
3510.86	8	8	$9.3 \cdot 10^{-1}$
3535.41	4	6	$5.5 \cdot 10^{-1}$
3741.64	6	6	$6.2 \cdot 10^{-1}$
3759.30	8	8	$9.4 \cdot 10^{-1}$
3761.33	6	6	$9.9 \cdot 10^{-1}$
4911.18	6	4	$3.2 \cdot 10^{-1}$

Ti III

865.79	5	3	$6.6 \cdot 10^1$
1002.37	5	5	7.6
1004.67	7	5	$4.3 \cdot 10^1$
1005.80	3	3	$1.3 \cdot 10^1$
1007.16	5	3	$3.8 \cdot 10^1$
1008.12	3	1	$5.1 \cdot 10^1$
1286.37	9	9	2.0
1289.30	7	7	2.2
1291.62	5	5	2.4
1293.23	9	7	1.0
1298.97	7	5	4.9
1327.59	5	3	3.2
1420.44	1	3	1.2
1421.63	3	1	4.0
1422.41	5	5	3.0
1424.14	5	3	1.6
1455.19	9	7	6.4
1498.70	5	5	2.8
2007.36	3	3	3.4
2007.60	1	3	1.2
2010.80	5	3	5.4
2097.30	5	7	3.3
2099.86	3	5	2.5
2104.86	3	3	1.1
2105.09	1	3	1.7
2199.22	3	3	5.7
2237.77	7	7	2.4
2331.35	3	1	4.3

λ Å	Weights		A 10^8 s^{-1}
	g_i	g_k	
2331.66	3	3	1.2
2339.00	5	3	3.0
2346.79	7	5	3.3
2374.99	5	3	4.0
2413.99	5	7	3.8
2516.05	7	9	3.4
2567.56	3	3	2.3
2984.75	5	5	1.9
3066.51	3	3	2.5
3228.89	3	3	1.5
3278.31	7	9	3.4
3320.94	3	5	2.8
3340.20	7	9	3.7
3346.18	9	11	3.7
3354.71	11	13	4.4
3397.24	3	1	1.8
3404.46	3	3	1.8
3417.62	3	5	1.9
3915.47	9	11	2.1
4119.14	5	5	$9.9 \cdot 10^{-1}$
4213.26	9	11	2.2
4215.53	9	11	2.2
4247.62	11	13	1.1
4248.54	5	7	2.3
4250.09	3	5	$9.5 \cdot 10^{-1}$
4259.01	11	13	$9.4 \cdot 10^{-1}$
4269.84	9	11	1.7
4285.61	13	15	3.0
4288.66	11	13	1.1
4296.70	11	13	1.6
4319.56	9	11	1.1
4343.25	3	1	1.0
4378.94	3	5	1.6
4433.91	11	13	1.8
4440.66	1	3	1.2
4533.26	3	5	1.5
4576.53	9	7	1.3
4628.07	3	1	1.5
4652.86	7	9	2.6
4874.00	5	7	1.5
4914.32	3	3	1.1
4971.19	9	11	2.1
5083.80	5	3	$9.7 \cdot 10^{-1}$
5278.33	3	3	$9.4 \cdot 10^{-1}$
7506.87	11	13	1.1

Ti IV

423.49	4	6	$4.9 \cdot 10^1$
424.16	6	8	$5.3 \cdot 10^1$
433.63	4	2	5.5
433.76	6	4	5.0
729.36	4	2	5.7
1183.64	2	2	6.9
1195.21	4	2	$1.4 \cdot 10^1$
1451.74	2	4	$1.8 \cdot 10^1$
1467.34	4	6	$2.1 \cdot 10^1$
2067.56	2	4	5.1
2103.16	2	2	5.0
2541.79	4	6	6.9
2546.88	6	8	7.4

λ Å	Weights		A 10^8 s^{-1}
	g_i	g_k	
2862.60	4	2	4.1
3576.44	4	6	4.6

*Tungsten**WI*

2879.4	1	3	$2.4 \cdot 10^{-1}$
2911.0	1	3	$7.7 \cdot 10^{-2}$
2923.5	7	9	$1.54 \cdot 10^{-2}$
2935.0	3	5	$1.5 \cdot 10^{-1}$
3013.8	7	9	$6.4 \cdot 10^{-2}$
3016.5	9	11	$9.27 \cdot 10^{-2}$
3017.4	7	9	$1.21 \cdot 10^{-1}$
3024.9	3	3	$1.4 \cdot 10^{-1}$
3046.4	3	5	$5.8 \cdot 10^{-2}$
3049.7	7	5	$1.7 \cdot 10^{-1}$
3064.9	5	7	$1.1 \cdot 10^{-2}$
3084.9	5	5	$1.3 \cdot 10^{-2}$
3093.5	7	9	$4.4 \cdot 10^{-2}$
3107.2	5	7	$2.33 \cdot 10^{-2}$
3108.0	7	9	$1.58 \cdot 10^{-2}$
3145.5	9	9	$4.8 \cdot 10^{-3}$
3170.2	7	5	$6.0 \cdot 10^{-3}$
3176.6	3	5	$2.12 \cdot 10^{-2}$
3183.5	7	7	$2.64 \cdot 10^{-3}$
3184.4	5	3	$2.3 \cdot 10^{-2}$
3191.6	1	3	$3.2 \cdot 10^{-2}$
3198.8	7	9	$4.6 \cdot 10^{-2}$
3207.3	7	9	$3.0 \cdot 10^{-2}$
3208.3	5	5	$4.4 \cdot 10^{-2}$
3215.6	9	11	$2.1 \cdot 10^{-1}$
3221.9	5	7	$1.61 \cdot 10^{-2}$
3223.1	5	3	$3.53 \cdot 10^{-3}$
3232.5	9	9	$2.4 \cdot 10^{-2}$
3235.1	7	5	$2.68 \cdot 10^{-3}$
3259.7	7	7	$1.3 \cdot 10^{-2}$
3300.8	7	9	$8.1 \cdot 10^{-2}$
3311.4	7	5	$5.6 \cdot 10^{-2}$
3363.3	9	7	$6.6 \cdot 10^{-3}$
3371.0	7	5	$1.0 \cdot 10^{-2}$
3371.4	3	3	$6.7 \cdot 10^{-3}$
3386.1	7	7	$2.64 \cdot 10^{-3}$
3413.0	7	9	$9.7 \cdot 10^{-3}$
3459.5	9	9	$2.04 \cdot 10^{-3}$
3510.0	7	9	$5.2 \cdot 10^{-3}$
3545.2	1	3	$3.2 \cdot 10^{-2}$
3570.6	5	3	$6.7 \cdot 10^{-3}$
3606.1	3	5	$9.6 \cdot 10^{-3}$
3617.5	7	7	$1.1 \cdot 10^{-1}$
3631.9	3	5	$1.3 \cdot 10^{-2}$
3675.6	9	11	$1.20 \cdot 10^{-2}$
3682.1	9	11	$2.0 \cdot 10^{-2}$
3707.9	7	7	$2.9 \cdot 10^{-2}$
3757.9	7	9	$1.38 \cdot 10^{-2}$
3760.1	5	7	$1.99 \cdot 10^{-2}$
3768.5	3	3	$3.47 \cdot 10^{-2}$
3780.8	7	5	$4.2 \cdot 10^{-2}$
3809.2	7	5	$9.0 \cdot 10^{-3}$
3817.5	7	7	$3.1 \cdot 10^{-2}$
3829.1	3	3	$3.83 \cdot 10^{-3}$

λ Å	Weights		A 10^8 s^{-1}
	g_i	g_k	
3835.1	5	5	$5.2 \cdot 10^{-2}$
3846.3	3	5	$2.14 \cdot 10^{-2}$
3847.5	1	3	$8.3 \cdot 10^{-3}$
3864.3	5	5	$5.6 \cdot 10^{-3}$
3868.0	7	9	$4.6 \cdot 10^{-2}$
3881.4	7	7	$3.6 \cdot 10^{-2}$
3968.5	1	3	$5.07 \cdot 10^{-3}$
3975.5	9	11	$4.1 \cdot 10^{-3}$
4001.4	9	9	$5.6 \cdot 10^{-3}$
4008.8	7	9	$1.63 \cdot 10^{-1}$
4019.3	5	3	$6.7 \cdot 10^{-3}$
4028.8	1	3	$2.0 \cdot 10^{-2}$
4045.6	7	5	$2.88 \cdot 10^{-2}$
4055.2	7	9	$1.79 \cdot 10^{-3}$
4070.0	7	5	$3.60 \cdot 10^{-2}$
4070.6	3	5	$5.6 \cdot 10^{-3}$
4074.4	7	7	$1.0 \cdot 10^{-1}$
4088.3	5	3	$4.13 \cdot 10^{-3}$
4102.7	9	7	$4.9 \cdot 10^{-2}$
4115.6	11	11	$4.8 \cdot 10^{-3}$
4137.5	5	7	$8.4 \cdot 10^{-3}$
4171.2	7	9	$8.6 \cdot 10^{-3}$
4203.8	9	7	$4.9 \cdot 10^{-3}$
4219.4	9	7	$6.1 \cdot 10^{-3}$
4244.4	9	11	$1.38 \cdot 10^{-2}$
4269.4	7	5	$3.04 \cdot 10^{-2}$
4283.8	9	7	$1.69 \cdot 10^{-3}$
4294.6	7	5	$1.2 \cdot 10^{-1}$
4302.1	7	7	$3.6 \cdot 10^{-2}$
4355.2	9	9	$5.1 \cdot 10^{-3}$
4361.8	9	7	$1.64 \cdot 10^{-3}$
4378.5	7	5	$3.48 \cdot 10^{-3}$
4458.1	3	5	$4.2 \cdot 10^{-3}$
4466.3	7	5	$1.5 \cdot 10^{-2}$
4472.5	13	11	$1.55 \cdot 10^{-3}$
4484.2	3	5	$5.6 \cdot 10^{-3}$
4492.3	9	11	$3.6 \cdot 10^{-3}$
4495.3	11	11	$3.3 \cdot 10^{-3}$
4504.8	9	7	$7.0 \cdot 10^{-3}$
4552.5	9	9	$1.42 \cdot 10^{-3}$
4586.8	1	3	$4.20 \cdot 10^{-3}$
4592.6	7	9	$3.4 \cdot 10^{-3}$
4609.9	7	9	$1.42 \cdot 10^{-2}$
4613.3	9	9	$2.9 \cdot 10^{-3}$
4634.8	9	9	$8.8 \cdot 10^{-3}$
4659.9	1	3	$1.0 \cdot 10^{-2}$
4680.5	7	7	$1.4 \cdot 10^{-2}$
4720.4	3	5	$3.22 \cdot 10^{-3}$
4729.6	7	5	$7.8 \cdot 10^{-3}$
4752.6	3	3	$5.20 \cdot 10^{-3}$
4757.5	7	5	$2.72 \cdot 10^{-3}$
4757.8	11	9	$4.1 \cdot 10^{-3}$
4788.4	9	11	$2.6 \cdot 10^{-3}$
4843.8	5	5	$1.9 \cdot 10^{-2}$
4886.9	9	11	$8.1 \cdot 10^{-3}$
4924.6	13	11	$1.75 \cdot 10^{-3}$
4931.6	7	5	$1.0 \cdot 10^{-2}$
4948.6	9	11	$1.36 \cdot 10^{-3}$
4972.6	9	11	$3.9 \cdot 10^{-3}$
4982.6	1	3	$4.17 \cdot 10^{-3}$

λ Å	Weights		A 10^8 s^{-1}
	g_i	g_k	
4986.9	11	9	$6.3 \cdot 10^{-3}$
5006.2	9	7	$1.2 \cdot 10^{-2}$
5015.3	7	9	$5.4 \cdot 10^{-3}$
5040.4	3	5	$5.2 \cdot 10^{-3}$
5053.3	3	3	$1.9 \cdot 10^{-2}$
5071.5	13	11	$3.4 \cdot 10^{-3}$
5117.6	11	11	$1.61 \cdot 10^{-3}$
5124.2	5	5	$4.0 \cdot 10^{-3}$
5141.2	7	9	$1.12 \cdot 10^{-3}$
5224.7	7	5	$1.2 \cdot 10^{-2}$
5243.0	9	7	$1.1 \cdot 10^{-2}$
5254.5	7	5	$3.86 \cdot 10^{-3}$
5268.6	9	9	$1.4 \cdot 10^{-3}$
5500.5	11	9	$6.9 \cdot 10^{-3}$
5514.7	5	3	$7.3 \cdot 10^{-3}$
5537.7	9	11	$2.2 \cdot 10^{-3}$
5617.1	7	7	$1.47 \cdot 10^{-3}$
5631.9	9	7	$1.43 \cdot 10^{-3}$
5660.7	13	11	$6.8 \cdot 10^{-3}$
5675.4	5	5	$2.20 \cdot 10^{-3}$
5796.5	9	7	$2.21 \cdot 10^{-3}$
5891.6	7	7	$1.47 \cdot 10^{-3}$
5947.6	5	7	$2.40 \cdot 10^{-3}$
5965.9	7	5	$1.0 \cdot 10^{-2}$
6021.5	5	3	$8.7 \cdot 10^{-3}$
6081.4	5	3	$4.7 \cdot 10^{-3}$
6203.5	7	7	$3.0 \cdot 10^{-3}$
6285.9	7	5	$6.6 \cdot 10^{-3}$
6292.0	3	5	$2.26 \cdot 10^{-3}$
6303.2	9	9	$1.84 \cdot 10^{-3}$
6404.2	5	7	$1.50 \cdot 10^{-3}$
6439.7	9	9	$1.29 \cdot 10^{-3}$
6445.1	7	5	$6.4 \cdot 10^{-3}$
6532.4	3	5	$4.6 \cdot 10^{-3}$
6538.1	11	9	$2.7 \cdot 10^{-3}$
6563.2	5	5	$2.04 \cdot 10^{-3}$
6814.9	9	9	$1.46 \cdot 10^{-3}$
7285.8	13	11	$1.47 \cdot 10^{-3}$
7569.9	5	3	$3.73 \cdot 10^{-3}$
7664.9	5	3	$3.80 \cdot 10^{-3}$
8017.2	5	7	$1.6 \cdot 10^{-3}$
8358.7	5	7	$1.89 \cdot 10^{-3}$
9381.4	9	7	$1.53 \cdot 10^{-3}$

*Uranium**UI*

3553.0	13	13	$2.0 \cdot 10^{-2}$
3553.0	9	7	$1.4 \cdot 10^{-2}$
3553.4	15	13	$2.2 \cdot 10^{-2}$
3554.5	11	9	$8.4 \cdot 10^{-3}$
3554.9	15	17	$7.9 \cdot 10^{-3}$
3555.3	13	15	$2.7 \cdot 10^{-2}$
3555.8	13	11	$4.1 \cdot 10^{-3}$
3556.9	13	11	$7.5 \cdot 10^{-3}$
3557.8	13	13	$2.9 \cdot 10^{-2}$
3558.0	11	13	$1.6 \cdot 10^{-2}$
3558.6	9	7	$3.9 \cdot 10^{-2}$
3559.4	7	9	$1.5 \cdot 10^{-2}$
3560.3	9	7	$6.4 \cdot 10^{-2}$

λ Å	Weights		A 10^8 s^{-1}
	g_i	g_k	
3561.4	15	13	$5.5 \cdot 10^{-2}$
3561.5	9	9	$2.5 \cdot 10^{-2}$
3561.8	13	11	$5.7 \cdot 10^{-2}$
3563.7	13	13	$2.9 \cdot 10^{-2}$
3563.8	7	7	$1.1 \cdot 10^{-2}$
3565.0	13	11	$2.9 \cdot 10^{-2}$
3566.0	13	15	$1.7 \cdot 10^{-2}$
3566.6	11	11	$2.4 \cdot 10^{-1}$
3568.8	13	13	$3.8 \cdot 10^{-2}$
3569.1	17	15	$1.1 \cdot 10^{-1}$
3569.4	9	9	$1.5 \cdot 10^{-2}$
3570.1	13	11	$1.3 \cdot 10^{-2}$
3570.2	11	9	$5.3 \cdot 10^{-3}$
3570.6	13	15	$2.7 \cdot 10^{-2}$
3570.7	15	15	$1.2 \cdot 10^{-2}$
3571.2	11	11	$6.3 \cdot 10^{-3}$
3571.6	17	15	$1.3 \cdot 10^{-1}$
3572.9	13	15	$1.5 \cdot 10^{-2}$
3573.9	13	11	$4.0 \cdot 10^{-2}$
3574.1	13	15	$3.5 \cdot 10^{-2}$
3574.8	13	15	$1.9 \cdot 10^{-2}$
3577.1	17	15	$4.3 \cdot 10^{-2}$
3577.5	15	13	$7.8 \cdot 10^{-3}$
3577.8	11	11	$8.3 \cdot 10^{-3}$
3577.9	13	13	$2.3 \cdot 10^{-2}$
3578.3	13	11	$2.0 \cdot 10^{-2}$
3580.0	9	9	$1.2 \cdot 10^{-2}$
3580.2	11	9	$2.9 \cdot 10^{-2}$
3580.4	11	13	$7.5 \cdot 10^{-3}$
3580.9	13	13	$2.1 \cdot 10^{-2}$
3582.6	13	13	$2.9 \cdot 10^{-2}$
3584.6	7	5	$2.4 \cdot 10^{-2}$
3584.9	13	15	$1.8 \cdot 10^{-1}$
3585.4	11	11	$1.9 \cdot 10^{-2}$
3585.8	11	9	$2.8 \cdot 10^{-2}$
3587.8	9	11	$1.3 \cdot 10^{-2}$
3588.3	7	9	$1.8 \cdot 10^{-2}$
3589.7	11	13	$2.1 \cdot 10^{-2}$
3589.8	15	13	$5.9 \cdot 10^{-2}$
3590.7	9	7	$2.2 \cdot 10^{-2}$
3591.7	11	9	$5.3 \cdot 10^{-2}$
3593.0	11	11	$1.4 \cdot 10^{-2}$
3593.2	13	15	$4.2 \cdot 10^{-2}$
3593.7	11	11	$7.2 \cdot 10^{-2}$

*Vanadium**VI*

3053.65	4	4	1.3
3056.33	6	6	1.3
3060.46	8	8	1.4
3066.37	10	10	2.1
3183.41	6	8	2.4
3183.96	8	10	2.5
3183.98	4	6	2.4
3185.38	10	12	2.7
3205.58	8	10	1.3
3212.43	10	12	1.4
3377.62	6	6	$6.0 \cdot 10^{-1}$
3533.68	6	8	$5.2 \cdot 10^{-1}$

λ Å	Weights		A 10^8 s^{-1}
	g_i	g_k	
3663.60	4	6	3.1
3667.74	6	8	2.7
3672.41	12	12	$9.2 \cdot 10^{-1}$
3673.41	8	10	2.7
3676.70	14	14	1.3
3680.12	10	12	2.2
3686.26	10	12	$2.3 \cdot 10^{-1}$
3687.50	12	14	2.9
3688.07	8	8	$3.5 \cdot 10^{-1}$
3692.22	6	6	$5.4 \cdot 10^{-1}$
3695.34	14	16	2.8
3695.86	4	4	$6.6 \cdot 10^{-1}$
3703.57	10	8	$9.2 \cdot 10^{-1}$
3704.70	8	6	$6.6 \cdot 10^{-1}$
3706.03	10	10	$5.2 \cdot 10^{-1}$
3708.71	12	12	$4.4 \cdot 10^{-1}$
3794.96	10	10	$2.3 \cdot 10^{-1}$
3806.79	10	10	$2.5 \cdot 10^{-1}$
3840.75	8	6	$5.48 \cdot 10^{-1}$
3855.85	10	8	$5.78 \cdot 10^{-1}$
3871.07	10	8	$2.8 \cdot 10^{-1}$
3902.26	10	10	$2.68 \cdot 10^{-1}$
3930.02	10	10	$3.3 \cdot 10^{-1}$
3934.01	8	8	$6.2 \cdot 10^{-1}$
3992.80	12	10	1.2
3998.73	14	12	1.0
4050.96	10	10	1.4
4051.35	12	12	1.3
4090.57	8	10	$8.5 \cdot 10^{-1}$
4092.68	8	10	$2.30 \cdot 10^{-1}$
4095.48	6	8	$7.2 \cdot 10^{-1}$
4099.78	6	8	$4.10 \cdot 10^{-1}$
4102.15	4	6	$7.1 \cdot 10^{-1}$
4104.77	10	8	2.1
4105.16	4	6	$4.9 \cdot 10^{-1}$
4109.78	2	4	$5.00 \cdot 10^{-1}$
4111.78	10	10	1.01
4115.18	8	8	$5.80 \cdot 10^{-1}$
4116.47	6	6	$3.2 \cdot 10^{-1}$
4123.50	4	2	1.00
4128.06	6	4	$7.70 \cdot 10^{-1}$
4131.99	8	6	$5.5 \cdot 10^{-1}$
4134.49	10	8	$2.90 \cdot 10^{-1}$
4232.46	10	10	$9.8 \cdot 10^{-1}$
4232.95	8	8	$7.7 \cdot 10^{-1}$
4268.64	14	14	1.2
4271.55	12	12	$9.6 \cdot 10^{-1}$
4276.95	10	10	$9.4 \cdot 10^{-1}$
4284.05	8	8	1.2
4291.82	12	14	$8.8 \cdot 10^{-1}$
4296.10	10	12	$7.7 \cdot 10^{-1}$
4297.67	8	10	$7.0 \cdot 10^{-1}$
4298.03	6	8	$7.8 \cdot 10^{-1}$
4379.23	10	12	1.1
4384.71	8	10	1.1
4389.98	6	8	$6.9 \cdot 10^{-1}$
4395.22	4	6	$5.5 \cdot 10^{-1}$
4406.64	10	10	$2.2 \cdot 10^{-1}$
4407.63	8	8	$4.4 \cdot 10^{-1}$
4408.20	6	6	$6.0 \cdot 10^{-1}$

λ Å	Weights		A 10^8 s^{-1}
	g_i	g_k	
4452.01	14	16	$9.2 \cdot 10^{-1}$
4457.75	10	12	$2.7 \cdot 10^{-1}$
4460.33	10	8	$3.0 \cdot 10^{-1}$
4462.36	12	14	$7.6 \cdot 10^{-1}$
4468.00	8	10	$2.3 \cdot 10^{-1}$
4469.71	10	12	$6.2 \cdot 10^{-1}$
4474.04	10	8	$4.7 \cdot 10^{-1}$
4496.06	8	6	$4.0 \cdot 10^{-1}$
4524.21	12	10	$3.0 \cdot 10^{-1}$
4529.58	10	8	$2.4 \cdot 10^{-1}$
4545.40	10	12	$7.6 \cdot 10^{-1}$
4560.72	8	10	$7.0 \cdot 10^{-1}$
4571.79	6	8	$6.0 \cdot 10^{-1}$
4578.73	4	6	$6.8 \cdot 10^{-1}$
4757.47	4	2	$7.6 \cdot 10^{-1}$
4766.62	6	4	$5.6 \cdot 10^{-1}$
4776.36	8	6	$5.1 \cdot 10^{-1}$
4786.50	10	8	$4.7 \cdot 10^{-1}$
4796.92	12	10	$4.8 \cdot 10^{-1}$
4807.52	14	12	$5.8 \cdot 10^{-1}$
5193.00	12	12	$4.0 \cdot 10^{-1}$
5195.39	8	8	$2.3 \cdot 10^{-1}$
5234.08	10	10	$4.9 \cdot 10^{-1}$
5240.87	12	12	$4.3 \cdot 10^{-1}$
5415.25	12	14	$3.1 \cdot 10^{-1}$
5487.91	12	10	$2.9 \cdot 10^{-1}$
5507.75	10	8	$3.5 \cdot 10^{-1}$
6090.21	8	6	$2.60 \cdot 10^{-1}$
<i>VII</i>			
2527.90	13	13	$6.1 \cdot 10^{-1}$
2528.47	9	9	$5.2 \cdot 10^{-1}$
2528.83	11	11	$5.3 \cdot 10^{-1}$
2554.04	9	9	$5.4 \cdot 10^{-1}$
2589.10	9	9	$7.7 \cdot 10^{-1}$
2640.86	5	7	1.2
2677.80	3	5	$3.4 \cdot 10^{-1}$
2679.33	7	7	$3.4 \cdot 10^{-1}$
2683.09	1	3	$3.4 \cdot 10^{-1}$
2687.96	9	9	$7.6 \cdot 10^{-1}$
2689.88	3	1	$9.2 \cdot 10^{-1}$
2690.25	7	5	$3.4 \cdot 10^{-1}$
2690.79	5	3	$5.2 \cdot 10^{-1}$
2700.94	9	11	$3.5 \cdot 10^{-1}$
2706.17	7	9	$3.4 \cdot 10^{-1}$
2734.22	9	7	$6.2 \cdot 10^{-1}$
2753.41	13	11	$4.2 \cdot 10^{-1}$
2784.20	9	9	1.3
2787.91	7	9	$5.0 \cdot 10^{-1}$
2825.86	9	7	1.2
2843.82	7	5	$9.9 \cdot 10^{-1}$
2847.57	9	7	$4.6 \cdot 10^{-1}$
2854.34	11	9	$5.0 \cdot 10^{-1}$
2862.31	11	11	$3.6 \cdot 10^{-1}$
2868.11	5	3	2.1
2869.13	13	11	$4.8 \cdot 10^{-1}$
2882.49	5	5	$4.2 \cdot 10^{-1}$
2884.78	3	3	$5.6 \cdot 10^{-1}$
2889.61	3	1	1.9
2891.64	5	3	1.4

λ Å	Weights		A 10^8 s^{-1}
	g_i	g_k	
2892.43	9	9	$3.6 \cdot 10^{-1}$
2892.65	7	5	1.3
2893.31	9	7	1.2
2903.07	3	5	$3.4 \cdot 10^{-1}$
2906.45	7	7	$7.8 \cdot 10^{-1}$
2908.81	11	9	1.6
2910.01	5	5	1.1
2910.38	3	3	1.2
2911.05	7	9	$3.7 \cdot 10^{-1}$
2912.46	11	9	$5.0 \cdot 10^{-1}$
2915.88	9	7	$4.9 \cdot 10^{-1}$
2924.02	11	11	1.7
2924.63	9	9	1.2
2930.80	7	7	$5.8 \cdot 10^{-1}$
2941.37	11	9	$3.5 \cdot 10^{-1}$
2944.57	9	7	$7.6 \cdot 10^{-1}$
2948.08	9	11	$4.0 \cdot 10^{-1}$
2952.07	7	5	$7.2 \cdot 10^{-1}$
2955.58	7	9	$3.3 \cdot 10^{-1}$
2968.37	7	9	$7.0 \cdot 10^{-1}$
2972.26	5	7	$5.2 \cdot 10^{-1}$
2973.98	9	11	$3.5 \cdot 10^{-1}$
2985.18	7	9	$4.4 \cdot 10^{-1}$
3001.20	7	7	$7.5 \cdot 10^{-1}$
3014.82	5	3	$8.9 \cdot 10^{-1}$
3016.78	7	5	$5.0 \cdot 10^{-1}$
3020.21	9	7	$5.0 \cdot 10^{-1}$
3048.21	11	13	$7.0 \cdot 10^{-1}$
3063.25	9	11	1.0
3100.94	7	7	$5.8 \cdot 10^{-1}$
3113.56	11	11	$5.0 \cdot 10^{-1}$
3122.89	11	13	$7.6 \cdot 10^{-1}$
3134.93	13	13	$5.9 \cdot 10^{-1}$
3136.50	11	11	$5.3 \cdot 10^{-1}$
3139.73	9	9	$5.2 \cdot 10^{-1}$
3151.32	3	5	$4.4 \cdot 10^{-1}$
3190.69	9	9	$3.3 \cdot 10^{-1}$
3250.78	11	9	$5.2 \cdot 10^{-1}$
3251.87	5	7	$3.5 \cdot 10^{-1}$
3271.12	7	9	$6.9 \cdot 10^{-1}$
3276.12	9	11	$5.2 \cdot 10^{-1}$
3279.84	9	11	$5.8 \cdot 10^{-1}$
3287.71	5	7	$7.5 \cdot 10^{-1}$
3337.85	5	7	$5.3 \cdot 10^{-1}$
3517.30	9	7	$3.8 \cdot 10^{-1}$
3530.77	5	3	$4.5 \cdot 10^{-1}$
3545.19	7	5	$4.3 \cdot 10^{-1}$
3556.80	9	7	$5.1 \cdot 10^{-1}$
3592.01	7	5	$4.4 \cdot 10^{-1}$
3618.92	3	5	$3.3 \cdot 10^{-1}$
<i>VIII</i>			
2318.06	8	10	4.6
2323.82	6	8	3.8
2330.42	10	10	3.2
2331.75	8	8	2.5
2334.21	6	6	2.2
2337.13	4	4	2.7
2343.10	6	8	3.6
2358.73	6	8	4.2

λ Å	Weights		A 10^8 s^{-1}
	g_i	g_k	
2366.31	8	10	4.2
2371.06	10	12	5.2
2373.06	4	6	2.9
2382.46	8	10	5.0
2393.58	6	8	4.3
2404.18	4	6	2.5
2516.14	10	10	3.7
2521.55	8	8	3.5
2548.21	6	4	2.0
2554.22	8	6	1.2
2593.05	6	6	2.8
2595.10	8	8	2.8
<i>V IV</i>			
677.345	9	9	6.7
680.632	9	7	$1.2 \cdot 10^1$
681.145	7	5	$1.1 \cdot 10^1$
682.455	7	7	6.5
682.923	5	5	6.9
684.450	7	5	7.7
691.530	5	3	$1.1 \cdot 10^1$
723.537	3	1	$1.5 \cdot 10^1$
724.068	5	5	$1.1 \cdot 10^1$
724.809	5	3	5.6
737.854	9	7	$2.4 \cdot 10^1$
750.110	5	5	$1.0 \cdot 10^1$
884.146	1	3	4.7
1071.05	5	5	6.1
1110.72	3	3	5.0
1112.20	7	7	6.3
1112.44	5	5	5.0
1127.84	7	5	8.9
1131.26	9	7	9.4
1194.46	7	5	$1.0 \cdot 10^1$
1226.52	5	5	$1.5 \cdot 10^1$
1243.72	3	1	9.4
1247.07	5	3	4.7
1272.97	3	1	$2.7 \cdot 10^1$
1304.17	3	5	$1.5 \cdot 10^1$
1305.42	5	7	7.0
1308.06	7	9	7.9
1309.50	5	5	8.7
1312.72	7	7	8.6
1317.57	5	7	8.7
1321.92	7	9	9.9
1326.81	3	5	4.0
1329.29	5	5	$1.5 \cdot 10^1$
1329.97	3	3	4.8
1330.36	1	3	6.0
1331.67	3	1	$1.7 \cdot 10^1$
1332.46	5	3	7.5
1334.49	9	9	8.3
1355.13	7	9	$2.5 \cdot 10^1$
1356.53	5	3	4.9
1395.00	5	7	$1.4 \cdot 10^1$
1400.42	5	7	7.5
1403.62	7	9	8.4
1412.69	3	3	$1.1 \cdot 10^1$
1414.41	5	7	$1.2 \cdot 10^1$
1414.84	5	5	4.6

λ Å	Weights		A 10^8 s^{-1}
	g_i	g_k	
1418.53	7	7	5.2
1419.58	7	9	$1.3 \cdot 10^1$
1423.72	3	5	7.1
1426.65	9	11	$2.2 \cdot 10^1$
1429.11	5	5	5.0
1434.84	7	7	5.4
1451.04	3	3	7.0
1454.00	5	3	$1.1 \cdot 10^1$
1520.14	5	7	7.2
1522.49	3	5	5.5
1601.92	3	3	$1.2 \cdot 10^1$
1611.88	7	7	5.2
1806.18	5	3	7.3
1809.85	3	1	7.2
1817.68	5	3	4.8
1825.84	7	5	5.3
1861.56	5	7	6.6
1939.07	7	9	5.8
1951.43	5	7	5.0
1963.10	3	5	4.8
1997.72	7	7	4.7
2084.43	5	5	4.0
2120.05	7	9	8.1
2141.20	3	5	7.0
2146.83	7	9	6.6
2149.85	5	7	5.1
2151.09	7	9	4.3
2155.34	11	13	$1.2 \cdot 10^1$
2446.80	9	11	5.3
2570.72	9	11	7.6
3284.56	7	9	5.3
3496.42	7	9	4.4
3514.25	9	11	4.7
<i>Xenon</i>			
<i>Xe I</i>			
1043.8	1	3	$5.9 \cdot 10^{-1}$
1047.1	1	3	1.3
1050.1	1	3	$8.5 \cdot 10^{-2}$
1056.1	1	3	2.45
1061.2	1	3	$1.9 \cdot 10^{-1}$
1068.2	1	3	3.99
1085.4	1	3	$4.10 \cdot 10^{-1}$
1099.7	1	3	$4.34 \cdot 10^{-1}$
1110.7	1	3	1.5
1129.3	1	3	$4.4 \cdot 10^{-2}$
1170.4	1	3	1.6
1192.0	1	3	6.2
1250.2	1	3	$1.4 \cdot 10^{-1}$
1295.6	1	3	2.46
1469.6	1	3	2.81
4501.0	5	3	$6.2 \cdot 10^{-3}$
4524.7	5	5	$2.1 \cdot 10^{-3}$
4624.3	5	5	$7.2 \cdot 10^{-3}$
4671.2	5	7	$1.0 \cdot 10^{-2}$
4807.0	3	1	$2.4 \cdot 10^{-2}$
7119.6	7	9	$6.6 \cdot 10^{-2}$
7967.3	1	3	$3.0 \cdot 10^{-3}$
8409.2	5	3	$1.0 \cdot 10^{-2}$

λ Å	Weights		A 10^8 s^{-1}
	g_i	g_k	
<i>Xe II</i>			
4180.1	4	4	2.2
4330.5	6	8	1.4
4414.8	6	6	1.0
4603.0	4	4	$8.2 \cdot 10^{-1}$
4844.3	6	8	1.1
4876.5	6	8	$6.3 \cdot 10^{-1}$
5260.4	2	4	$2.2 \cdot 10^{-1}$
5262.0	4	4	$8.5 \cdot 10^{-1}$
5292.2	6	6	$8.9 \cdot 10^{-1}$
5372.4	4	2	$7.1 \cdot 10^{-1}$
5419.2	4	6	$6.2 \cdot 10^{-1}$
5439.0	4	2	$7.4 \cdot 10^{-1}$
5472.6	8	8	$9.9 \cdot 10^{-2}$
5531.1	8	6	$8.8 \cdot 10^{-2}$
5719.6	4	6	$6.1 \cdot 10^{-2}$
5976.5	4	4	$2.8 \cdot 10^{-1}$
6036.2	6	6	$7.5 \cdot 10^{-2}$
6051.2	8	6	$1.7 \cdot 10^{-1}$
6097.6	6	4	$2.6 \cdot 10^{-1}$
6270.8	4	6	$1.8 \cdot 10^{-1}$
6277.5	4	6	$3.6 \cdot 10^{-2}$
6805.7	8	6	$6.1 \cdot 10^{-2}$
6990.9	10	8	$2.7 \cdot 10^{-1}$
<i>Ytterbium</i>			
<i>Yb I</i>			
2464.5	1	3	$9.1 \cdot 10^{-1}$
2672.0	1	3	$1.18 \cdot 10^{-1}$
3464.4	1	3	$6.2 \cdot 10^{-1}$
3988.0	1	3	1.76
5556.5	1	3	$1.14 \cdot 10^{-2}$
<i>Yb II</i>			
3289.4	2	4	1.8
3694.2	2	2	1.4
<i>Yttrium</i>			
<i>Y I</i>			
2984.25	6	8	$4.8 \cdot 10^{-1}$
4077.36	4	6	1.1
4102.36	6	8	1.3
4128.30	6	6	1.6
4142.84	4	4	1.6
4167.51	6	6	$2.38 \cdot 10^{-1}$
4235.93	6	4	$3.0 \cdot 10^{-1}$
4379.33	6	4	$7.83 \cdot 10^{-1}$
4476.95	8	6	$2.8 \cdot 10^{-1}$
4514.01	4	6	$3.34 \cdot 10^{-1}$
4527.78	8	6	$8.33 \cdot 10^{-1}$
4544.31	6	6	$4.10 \cdot 10^{-1}$
4559.36	2	4	$4.0 \cdot 10^{-1}$
4643.70	4	6	$1.8 \cdot 10^{-1}$
4653.78	4	6	$1.6 \cdot 10^{-1}$
4674.85	6	8	$1.3 \cdot 10^{-1}$
4781.03	8	10	$1.0 \cdot 10^{-1}$
4799.30	6	8	$1.6 \cdot 10^{-1}$
4804.31	6	4	$2.6 \cdot 10^{-1}$

Atomic

λ \AA	Weights		A 10^8 s^{-1}
	g_i	g_k	
4804.80	4	4	$3.84 \cdot 10^{-1}$
4845.67	8	8	$6.8 \cdot 10^{-1}$
4852.68	6	6	$6.2 \cdot 10^{-1}$
4856.71	6	6	$2.0 \cdot 10^{-1}$
4859.84	4	4	$7.26 \cdot 10^{-1}$
4893.44	6	4	$2.2 \cdot 10^{-1}$
4900.08	8	6	$2.0 \cdot 10^{-1}$
4906.11	10	8	$1.2 \cdot 10^{-1}$
5380.63	6	4	$3.2 \cdot 10^{-1}$
5424.36	6	4	$3.47 \cdot 10^{-1}$
5466.47	10	12	$6.3 \cdot 10^{-1}$
5513.65	6	6	$2.39 \cdot 10^{-1}$
5527.56	8	10	$5.4 \cdot 10^{-1}$
5606.34	10	10	$5.84 \cdot 10^{-2}$
5630.14	4	6	$4.9 \cdot 10^{-1}$
5675.27	6	6	$9.3 \cdot 10^{-2}$
5732.09	6	6	$7.5 \cdot 10^{-2}$
6087.94	6	4	$1.1 \cdot 10^{-1}$
6437.17	10	8	$4.8 \cdot 10^{-2}$
6538.57	10	10	$1.5 \cdot 10^{-1}$
6815.15	2	4	$7.18 \cdot 10^{-2}$
7035.15	4	4	$6.3 \cdot 10^{-2}$
<i>Y II</i>			
3112.03	1	3	$1.3 \cdot 10^{-2}$
3179.42	3	5	$3.8 \cdot 10^{-2}$
3195.62	3	3	$8.23 \cdot 10^{-1}$
3200.27	5	5	$4.8 \cdot 10^{-1}$
3203.32	3	1	2.77
3216.69	5	3	2.0
3242.28	7	5	2.0
3448.81	5	5	$4.1 \cdot 10^{-2}$
3467.88	5	3	$2.7 \cdot 10^{-2}$
3496.08	1	3	$3.49 \cdot 10^{-1}$
3549.01	5	7	$3.97 \cdot 10^{-1}$
3584.51	3	5	$4.02 \cdot 10^{-1}$
3600.74	7	7	1.4
3601.91	3	3	1.13

λ \AA	Weights		A 10^8 s^{-1}
	g_i	g_k	
3611.04	5	5	1.04
3628.70	5	3	$3.3 \cdot 10^{-1}$
3664.62	7	5	$3.7 \cdot 10^{-1}$
3710.29	7	9	1.5
3747.55	3	3	$1.9 \cdot 10^{-1}$
3774.34	5	7	1.1
3776.56	5	3	$2.42 \cdot 10^{-1}$
3788.70	3	5	$8.1 \cdot 10^{-1}$
3818.34	5	5	$9.70 \cdot 10^{-2}$
3832.90	7	7	$3.0 \cdot 10^{-1}$
3878.29	7	5	$2.9 \cdot 10^{-2}$
3930.66	5	5	$2.1 \cdot 10^{-2}$
3950.36	3	5	$2.80 \cdot 10^{-1}$
3951.59	5	3	$1.5 \cdot 10^{-2}$
3982.60	5	5	$2.7 \cdot 10^{-1}$
4124.91	5	7	$1.8 \cdot 10^{-2}$
4177.54	5	5	$5.27 \cdot 10^{-1}$
4199.27	3	5	$5.36 \cdot 10^{-3}$
4204.69	1	3	$2.20 \cdot 10^{-2}$
4235.73	5	5	$2.3 \cdot 10^{-2}$
4309.62	7	5	$1.29 \cdot 10^{-1}$
4358.73	3	3	$5.55 \cdot 10^{-2}$
4374.95	5	5	$9.97 \cdot 10^{-1}$
4398.01	5	3	$1.16 \cdot 10^{-1}$
4422.59	3	1	$1.83 \cdot 10^{-1}$
4682.33	5	5	$1.9 \cdot 10^{-2}$
4786.58	7	7	$2.1 \cdot 10^{-2}$
4823.31	5	5	$4.3 \cdot 10^{-2}$
4854.87	5	3	$3.9 \cdot 10^{-1}$
4881.44	5	3	$1.5 \cdot 10^{-3}$
4883.69	9	7	$4.7 \cdot 10^{-1}$
4900.11	7	5	$4.51 \cdot 10^{-1}$
4982.13	7	9	$1.5 \cdot 10^{-2}$
5087.42	9	9	$2.0 \cdot 10^{-1}$
5119.11	5	7	$1.6 \cdot 10^{-2}$
5200.41	5	5	$1.3 \cdot 10^{-1}$
5205.73	7	7	$1.6 \cdot 10^{-1}$
5289.82	7	5	$6.7 \cdot 10^{-3}$

λ \AA	Weights		A 10^8 s^{-1}
	g_i	g_k	
5320.78	9	7	$3.9 \cdot 10^{-3}$
5473.39	3	5	$4.3 \cdot 10^{-2}$
5480.73	1	3	$7.62 \cdot 10^{-2}$
5497.41	5	5	$1.2 \cdot 10^{-1}$
5509.90	5	5	$4.24 \cdot 10^{-2}$
5544.61	3	1	$1.8 \cdot 10^{-1}$
5546.01	5	3	$5.8 \cdot 10^{-2}$
5728.89	5	5	$3.0 \cdot 10^{-2}$
6613.74	5	7	$1.7 \cdot 10^{-2}$
6832.48	5	5	$3.3 \cdot 10^{-3}$
7264.16	5	3	$1.3 \cdot 10^{-2}$
<i>Zinc</i>			
<i>Zn I</i>			
748.29	1	3	$6.0 \cdot 10^{-2}$
765.60	1	3	$7.6 \cdot 10^{-2}$
792.05	1	3	$5.7 \cdot 10^{-2}$
793.85	1	3	$1.8 \cdot 10^{-1}$
809.92	1	3	$2.6 \cdot 10^{-1}$
1109.1	1	3	$3.05 \cdot 10^{-1}$
2138.6	1	3	7.09
3075.9	1	3	$3.29 \cdot 10^{-4}$
3282.3	1	3	$9.0 \cdot 10^{-1}$
3302.6	3	5	1.2
3302.9	3	3	$6.7 \cdot 10^{-1}$
3345.0	5	7	1.7
3345.6	5	5	$4.0 \cdot 10^{-1}$
3345.9	5	3	$4.5 \cdot 10^{-2}$
6362.3	3	5	$4.74 \cdot 10^{-1}$
11054	3	1	$2.43 \cdot 10^{-1}$
<i>Zn II</i>			
2025.5	2	4	3.3
2064.2	2	4	4.6
2099.9	4	6	5.6
2102.2	4	4	$9.3 \cdot 10^{-1}$
4911.6	4	6	1.6

ELECTRON AFFINITIES

Thomas M. Miller

Electron affinity is defined as the energy difference between the lowest (ground) state of the neutral and the lowest state of the corresponding negative ion. The accuracy of electron affinity measurements has been greatly improved since the advent of laser photodetachment experiments with negative ions. Electron affinities can be determined with optical precision, though a detailed understanding of atomic and molecular states and splittings is required to specify the photodetachment threshold corresponding to the electron affinity.

Atomic and molecular electron affinities are discussed in two excellent articles reviewing photodetachment studies which appear in *Gas Phase Ion Chemistry*, Vol. 3, Bowers, M. T., Ed., Academic Press, Orlando, 1984: Chapter 21 by Drzaic, P. S., Marks, J., and Brauman, J. I., "Electron Photodetachment from Gas Phase Negative Ions," p. 167, and Chapter 22 by Mead, R. D., Stevens, A. E., and Lineberger, W. C., "Photodetachment in Negative Ion Beams," p. 213. Persons interested in photodetachment details should consult these articles and the critical reviews of Andersen, T., Haugen, H. K., and Hotop, H., *J. Phys. Chem. Ref. Data* 28, 1511, 1999, Hotop, H., and Lineberger, W. C., *J. Phys. Chem. Ref. Data* 14, 731, 1985, and Andersen, T., Haugen, H. K., and Hotop, H. *J. Phys. Chem. Ref. Data* 28, 1511, 1999. For simplicity in the tables below, any electron affinity which was discussed in the articles by Drzaic et al. or Hotop and Lineberger is referenced to these sources, where original references are given. The development of cluster-ion photodetachment apparatuses has brought an

explosion of electron affinity estimates for atomic and molecular clusters. The policy in this tabulation is to list the electron affinities for the atoms, diatoms, and triatoms, if adiabatic electron affinities have been determined, but to refer the reader to original sources for higher-order clusters. Additional data on molecular electron affinities may be found in Lias, S. G., Bartmess, J. E., Liebman, J. F., Holmes, J. L., Levin, R. D., and Mallard, W. G., *Gas Phase Ion and Neutral Thermochemistry*, *J. Phys. Chem. Ref. Data* 17, (Supplement No. 1), 1988 and on the NIST WebBook at the Internet address <http://webbook.nist.gov/>.

For the present tabulation, the 2010 CODATA value $e/(hc) = 8065.54429 \pm 0.00018 \text{ cm}^{-1} \text{ eV}^{-1}$ (<http://physics.nist.gov/constants/>) has been used to convert electron affinities from the units used in spectroscopic work, cm^{-1} , into eV for these tables. Experimental measurements have improved to the level that the 25 ppb uncertainty in $e/(hc)$ will make a difference in a few cases. For this reason, very accurate electron affinities will be given in cm^{-1} with the relevant references.

Abbreviations used in the tables: calc = calculated value; PT = photodetachment threshold using a lamp as a light source; LPT = laser photodetachment threshold; LPES = laser photoelectron spectroscopy; DA = dissociative attachment; attach = electron attachment/detachment equilibrium; e-scat = electron scattering; kinetic = dissociation kinetics; Knud = Knudsen cell; CT = charge transfer; CD = collisional detachment; and ZEKE = zero electron kinetic energy spectroscopy.

TABLE 1. Atomic Electron Affinities

Atomic number	Atom	Electron affinity in eV	Uncertainty in eV	Method	Ref.
1	H	0.754195	0.000019	LPT	89
		0.75420817	—	calc	205
	D	0.754593	0.000074	LPT	89 deuterium
	D	0.75465629	—	calc	205 deuterium
	T	0.75480545	—	calc	205 tritium
2	He	not stable	—	calc	1
3	Li	0.618049	0.000020	LPT	185
4	Be	not stable	—	calc	1
5	B	0.279723	0.000025	LPES	191
6	C	1.262119	0.000020	LPT	28
7	N	not stable	—	DA	1
8	O	1.4611135	0.0000009	LPT	4
9	F	3.4011897	0.0000024	LPT	227
10	Ne	not stable	—	calc	1
11	Na	0.547926	0.000025	LPT	1
12	Mg	not stable	—	e-scat	1
13	Al	0.43283	0.00005	LPES	208
14	Si	1.3895211	0.0000013	LPES	4
15	P	0.746607	0.000010	LPT	377
16	S	2.07710403	0.00000051	LPT	334 ³² S
	S	2.0771043	0.0000011	LPT	334 ³⁴ S

Atomic number	Atom	Electron affinity in eV	Uncertainty in eV	Method	Ref.
17	Cl	3.612725	0.000027	LPT	52
18	Ar	not stable	—	calc	1
19	K	0.50147	0.00010	LPT	1
20	Ca	0.02455	0.00010	LPT	44
21	Sc	0.188	0.020	LPES	1
22	Ti	0.079	0.014	LPES	1
23	V	0.525	0.012	LPES	1
24	Cr	0.666	0.012	LPES	1
25	Mn	not stable	—	calc	1
26	Fe	0.151	0.003	LPES	27
27	Co	0.662	0.003	LPES	27
28	Ni	1.156	0.010	LPES	1
29	Cu	1.235	0.005	LPES	37
30	Zn	not stable	—	e-scat	1
31	Ga	0.43	0.03	LPES	183
32	Ge	1.232712	0.000015	LPES	28
33	As	0.804	0.002	LPES	352
34	Se	2.020670	0.000025	LPT	1
35	Br	3.3635882	0.0000019	LPT	74
36	Kr	not stable	—	calc	1
37	Rb	0.48592	0.00002	LPT	1
38	Sr	0.048	0.006	LPT	122
39	Y	0.307	0.012	LPES	1
40	Zr	0.426	0.014	LPES	1
41	Nb	0.916	0.005	LPES	311
42	Mo	0.748	0.002	LPES	127
43	Tc	0.55	0.20	calc	1
44	Ru	1.05	0.15	calc	1
45	Rh	1.137	0.008	LPES	1
46	Pd	0.562	0.005	LPES	116
47	Ag	1.302	0.007	LPES	1
48	Cd	not stable	—	e-scat	1
49	In	0.3	0.2	PT	1
50	Sn	1.112067	0.000015	LPES	28
51	Sb	1.046	0.005	LPES	108
52	Te	1.970876	0.000007	LPT	261
53	I	3.0590368	0.0000010	LPES	92
54	Xe	not stable	—	calc	1
55	Cs	0.471626	0.000025	LPT	1
56	Ba	0.14462	0.00006	LPT	195
57	La	0.47	0.02	LPT	184
58	Ce	0.65	0.03	LPT	269
59	Pr	0.962	0.024	LPES	225
60	Nd	>1.916	—	LPES	342
63	Eu	0.864	0.024	LPES	268
65	Tb	>1.165	—	LPES	342
66	Dy	>0	—	LPES	342
69	Tm	1.029	0.022	LPES	264
70	Yb	−0.020	—	calc	196
71	Lu	0.34	0.01	LPT	223
72	Hf	0.014	—	calc	343
73	Ta	0.322	0.012	LPES	1
74	W	0.81626	0.00007	LPES	360
75	Re	0.15	0.15	calc	1
76	Os	1.1	0.2	calc	1
77	Ir	1.5638	0.0005	LPT	141
78	Pt	2.128	0.002	LPT	1
79	Au	2.30863	0.00003	LPT	1
80	Hg	not stable	—	e-scat	1

Atomic number	Atom	Electron affinity in eV	Uncertainty in eV	Method	Ref.
81	Tl	0.377	0.013	LPES	341
82	Pb	0.364	0.008	LPES	1
83	Bi	0.942362	0.000013	LPT	262
84	Po	1.9	0.3	calc	1
85	At	2.8	0.2	calc	1
86	Rn	not stable	—	calc	1
87	Fr	0.486	0.002	calc	82
88	Ra	0.10	—	calc	273
89	Ac	0.35	—	calc	207
118	ekaradon	0.056	0.01	calc	140
114	—	<0	—	calc	354
121	ekaactinium	0.57	—	calc	207
57–71	lanthanides	—	—	calc	355
89–103	actinides	—	—	calc	355

TABLE 2. Electron Affinities for Diatomic Molecules

Molecule	Electron affinity in eV	Uncertainty in eV	Method	Ref.	Molecule	Electron affinity in eV	Uncertainty in eV	Method	Ref.
Ag ₂	1.023	0.007	LPES	37	Cu ₂	0.836	0.006	LPES	37
AgO	1.654	0.002	LPES	233	CuD	0.439	0.006	LPES	308
Al ₂	1.10	0.15	LPES	68	CuD ₂	2.60	0.05	LPES	308
AlO	2.60	0.02	LPES	143	CuH	0.444	0.006	LPES	308
AlP	2.043	0.020	LPES	218	CuH ₂	2.60	0.05	LPES	308
AlS	2.60	0.03	LPES	129	CuO	1.777	0.006	LPES	118
As ₂	0.739	0.008	LPES	200	F ₂	3.01	0.07	kinetic	331
AsH	1.0	0.1	PT	2	FO	2.272	0.006	LPES	88
AsO	1.286	0.008	LPES	198	Fe ₂	0.902	0.008	LPES	27
Au ₂	1.938	0.007	LPES	37	FeD	0.932	0.015	LPES	9
AuH	0.758	0.020	LPES	276	FeH	0.934	0.011	LPES	9
AuO	2.374	0.007	LPES	282	FeO	1.493	0.005	LPES	45
AuPd	1.88	—	LPES	220	GaAs	1.949	0.020	LPES	218
AuS	2.469	0.006	LPES	282	GaO	2.612	0.008	LPES	279
BN	3.160	0.005	LPES	189	GaP	1.988	0.020	LPES	218
BO	2.508	0.008	LPES	6	Ge ₂	2.035	0.001	LPES	123
BeH	0.7	0.1	PT	2	I ₂	2.524	0.015	LPES	305
Bi ₂	1.271	0.008	LPES	119	IBr	2.512	0.003	LPES	350
BiIn	1.72	—	LPES	364	IO	2.378	0.006	LPES	88
Br ₂	2.55	0.10	CT	2	InP	1.845	0.020	LPES	218
BrO	2.353	0.006	LPES	88	K ₂	0.497	0.012	LPES	104
C ₂	3.269	0.006	LPES	87	KBr	0.642	0.010	LPES	30
CH	1.238	0.008	LPES	2	KCl	0.582	0.010	LPES	30
CN	3.862	0.004	LPES	111	KCs	0.471	0.020	LPES	104
CRh	1.46	0.02	LPES	206	KI	0.728	0.010	LPES	30
CS	0.205	0.021	LPES	2	KRb	0.486	0.020	LPES	104
CaH	0.93	0.05	PT	2	LiCl	0.593	0.010	LPES	30
Cl ₂	2.38	0.10	CT	2	LiD	0.337	0.012	LPES	102
ClO	2.2775	0.0013	LPES	339	LiH	0.342	0.012	LPES	102
Co ₂	1.110	0.008	LPES	27	MgCl	1.589	0.011	LPES	31
CoD	0.680	0.010	LPES	29	MgH	1.05	0.06	PT	2
CoH	0.671	0.010	LPES	29	MgI	1.899	0.018	LPES	31
Cr ₂	0.505	0.005	LPES	114	MgO	1.630	0.025	LPES	178
CrD	0.568	0.010	LPES	29	MnD	0.866	0.010	LPES	9
CrH	0.563	0.010	LPES	29	MnH	0.869	0.010	LPES	9
CrO	1.221	0.006	LPES	5	MnO	1.375	0.010	LPES	158
Cs ₂	0.469	0.015	LPES	104	MoO	1.290	0.006	LPES	127
CsCl	0.455	0.010	LPES	30	NH	0.370	0.004	LPT	32
CsO	0.273	0.012	LPES	133	NO	0.026	0.005	LPES	73

Atomic

Molecule	Electron affinity in eV	Uncertainty in eV	Method	Ref.
NRh	1.51	0.02	LPES	206
NS	1.194	0.011	LPES	2
Na ₂	0.430	0.015	LPES	104
NaBr	0.788	0.010	LPES	30
NaCl	0.727	0.010	LPES	30
NaF	0.520	0.010	LPES	30
NaI	0.865	0.010	LPES	30
NaK	0.465	0.030	LPES	104
NbO	1.29	0.02	LPES	174
Ni ₂	0.926	0.010	LPES	112
NiCu	0.889	0.010	LPES	128
NiAg	0.979	0.010	LPES	128
NiD	0.477	0.007	LPES	29
NiH	0.481	0.007	LPES	29
NiO	1.470	0.003	LPES	146
O ₂	0.450	0.002	LPES	222
OD	1.825533	0.000037	LPT	142
OH	1.8276488	0.0000009	LPT	226
ORh	1.58	0.02	LPES	206
P ₂	0.589	0.025	LPES	42
PH	1.027	0.006	LPES	281
PO	1.092	0.010	LPES	2
Pb ₂	1.366	0.010	LPES	117
PbO	0.722	0.006	LPES	105
PbS	1.049	0.010	LPES	228
Pd ₂	1.685	0.008	LPES	112
PdCO	0.604	0.010	LPES	160
PdO	1.570	0.006	LPES	290
Pt ₂	1.898	0.008	LPES	112
PtN	1.240	0.010	LPES	46
Rb ₂	0.498	0.015	LPES	104

Molecule	Electron affinity in eV	Uncertainty in eV	Method	Ref.
RbCl	0.544	0.010	LPES	30
RbCs	0.478	0.020	LPES	104
Re ₂	1.571	0.008	LPES	33
S ₂	1.670	0.015	LPES	53
SD	2.315	0.002	LPES	10
SF	2.285	0.006	LPES	93
SH	2.3147282	0.0000015	LPT	47
SO	1.125	0.005	LPES	84
Sb ₂	1.282	0.008	LPES	108
ScO	1.35	0.02	LPES	171
Se ₂	1.94	0.07	LPES	38
SeH	2.212519	0.000025	LPT	48
SeO	1.456	0.020	LPES	41
Si ₂	2.201	0.010	LPES	100
SiF	0.81	0.02	LPES	278
SiH	1.277	0.009	LPES	2
SiN	2.949	0.008	LPES	274
Sn ₂	1.962	0.010	LPES	117
SnO	0.598	0.006	LPES	168
SnPb	1.569	0.008	LPES	117
TaO	1.07	0.06	LPES	360
Te ₂	1.92	0.07	LPES	38
TeH	2.102	0.015	LPES	39
TeO	1.697	0.022	LPES	40
TiO	1.30	0.03	LPES	172
VO	1.229	0.008	LPES	170
YO	1.35	0.02	LPES	171
ZnF	1.974	0.008	LPES	179
ZnH	<0.95	—	PT	2
ZnO	2.087	0.008	LPES	179
ZrO	1.3	0.3	LPES	173

TABLE 3. Electron Affinities for Triatomic Molecules

Molecule	Electron affinity in eV	Uncertainty in eV	Method	Ref.
Ag ₃	2.32	0.05	LPES	37
AgCN	1.588	0.010	LPES	163
Al ₃	1.916	0.004	LPES	332
AlO ₂	4.23	0.02	LPES	143
AlP ₂	1.933	0.007	LPES	217
AlTiO	1.70	0.08	LPES	359
Al ₂ N	2.571	0.008	LPES	297
Al ₂ P	2.513	0.020	LPES	217
Al ₂ S	0.80	0.12	LPES	129
As ₃	1.45	0.03	LPES	200
AsH ₂	1.27	0.03	PT	2
Au ₃	3.7	0.3	LPES	37
AuBO	1.46	0.02	LPES	336
AuBr ₂	4.46	0.07	LPES	294
AuCl ₂	4.60	0.07	LPES	294
AuI ₂	4.226	0.010	LPES	372
AuO ₂	3.40	0.03	LPES	373 OAuO
AuOH	1.771	0.015	LPES	312
AuS ₂	3.42	0.03	LPES	373 SAuS
AuS ₂	2.24	0.03	LPES	373 Au(S ₂)
Au ₂ H	3.437	0.003	LPES	276
Au ₂ Pd	3.80	—	LPES	220
BO ₂	4.46	0.03	LPES	338

Molecule	Electron affinity in eV	Uncertainty in eV	Method	Ref.
B ₂ N	3.098	0.005	LPES	193
B ₃	2.82	0.02	LPES	221
Bi ₃	1.60	0.03	LPES	119
BiIn ₂	2.13	—	LPES	364
Bi ₂ In	2.11	—	LPES	364
C ₃	1.981	0.020	LPES	11
CBr ₂	1.78	0.10	LPES	249
CCl ₂	1.593	0.006	LPES	249
CD ₂	0.645	0.006	LPES	12
CDF	0.535	0.005	LPES	95
CF ₂	0.180	0.020	LPES	235
CH ₂	0.652	0.006	LPES	12
CHBr	1.454	0.005	LPES	95
CHCl	1.210	0.005	LPES	95
CHF	0.542	0.005	LPES	95
CHI	1.42	0.17	LPES	95
Cl ₂	2.09	0.07	LPES	235
C ₂ Cr	2.30	1.617	0.015	271
C ₂ H	2.969	0.006	LPES	87
C ₂ N	2.7489	0.0010	LPES	346
C ₂ Nb	1.380	0.025	LPES	243
C ₂ O	2.3107	0.0006	LPES	323 CCO
C ₂ S	2.7475	0.0006	LPES	323 CCS

Molecule	Electron affinity in eV	Uncertainty in eV	Method	Ref.
COS	-0.04	—	LPES	272
CS ₂	0.58	0.05	LPES	278
C ₂ Ti	1.542	0.020	LPES	147
ClO ₂	1.6600	0.0002	LPES	339
CoD ₂	1.465	0.013	LPES	34
CoH ₂	1.450	0.014	LPES	34
CrH ₂	>2.5	—	LPES	34
Cr ₂ D	1.464	0.005	LPES	107
Cr ₂ H	1.474	0.005	LPES	107
Cr ₂ O	0.9	0.1	LPES	306
CrO ₂	2.413	0.008	LPES	144
CrO ₂	1.5	0.06	LPES	241
Cs ₃	0.864	0.030	LPES	18
CsI ₂	4.52	0.02	LPES	372
Cu ₃	2.11	0.05	LPES	37
CuBr ₂	4.35	0.05	LPES	177
CuCN	1.466	0.010	LPES	163
CuCl ₂	4.35	0.05	LPES	177
CuI ₂	4.256	0.010	LPES	372
DCO	0.301	0.005	LPES	35
DNO	0.330	0.015	LPES	14
DO ₂	1.077	0.005	LPES	15
DS ₂	1.918	0.015	LPES	347
Fe ₃	1.43	0.06	LPES	149
FeC ₂	1.9782	0.0006	LPES	254
FeCO	1.157	0.005	LPES	103
FeD ₂	1.038	0.013	LPES	34
FeH ₂	1.049	0.014	LPES	34
FeO ₂	2.358	0.030	LPES	130
Fe ₂ H	0.564	0.019	LPES	254
Fe ₂ O	1.60	0.02	LPES	152
GaAs ₂	1.894	0.033	LPES	192
GaP ₂	1.666	0.041	LPES	192
Ga ₂ As	2.428	0.020	LPES	192
Ga ₂ N	2.506	0.008	LPES	302
Ga ₂ P	2.481	0.015	LPES	192
Ge ₃	2.23	0.01	LPES	123
GeH ₂	1.097	0.015	LPES	28
HCO	0.313	0.005	LPES	35
HCl ₂	4.896	0.005	LPES	69
HNO	0.338	0.015	LPES	14
HO ₂	1.078	0.006	LPES	15
HS ₂	1.916	0.015	LPES	347
HfO ₂	2.14	0.03	LPES	319
I ₃	4.226	0.013	LPES	162
I ₂ Au	4.226	0.010	LPES	372
InP ₂	1.61	0.05	LPES	137
In ₂ P	2.36	0.05	LPES	137
K ₃	0.956	0.050	LPES	18
MnD ₂	0.465	0.014	LPES	34
MnH ₂	0.444	0.016	LPES	34
MnO ₂	2.06	0.03	LPES	158
N ₃	2.68	0.01	LPT	255

Molecule	Electron affinity in eV	Uncertainty in eV	Method	Ref.
NCN	2.484	0.006	LPES	154
NCO	3.609	0.005	LPES	111
NCS	3.537	0.005	LPES	111
NH ₂	0.771	0.005	LPES	58
N ₂ O	-0.03	0.10	calc	59
NO ₂	2.273	0.005	LPES	63
(NO)R	R=Ar,Kr,Xe	—	LPES	90
Na ₃	1.019	0.060	LPES	18
Nb ₃	1.032	0.010	LPES	175
Ni ₃	1.41	0.05	LPES	55
NiCN	1.771	0.010	LPES	287
NiCO	0.804	0.012	LPES	2
NiD ₂	1.926	0.007	LPES	34
NiH ₂	1.934	0.008	LPES	34
NiO ₂	3.05	0.01	LPES	214
NiO ₂	0.82	0.03	LPES	214
O ₃	2.1028	0.0025	LPT	2
O ₂ Ar	0.52	0.02	LPES	75
OCIO	2.1451	0.0025	LPES	339
OIO	2.577	0.008	LPES	88
PH ₂	1.263	0.006	LPES	281
P ₂ H	1.514	0.010	LPES	281
PO ₂	3.42	0.01	LPES	124
Pb ₃	1.70	0.09	LPES	345
Pd ₃	<1.5	0.1	LPES	55
PdCN	2.543	0.007	LPES	287
PdCO	0.606	0.010	LPES	293
Pt ₃	1.87	0.02	LPES	55
PtCN	3.191	0.003	LPES	287
PtCO	1.212	0.010	LPES	293
Rb ₃	0.920	0.030	LPES	18
ReO ₂	2.5	0.1	LPES	216
S ₃	2.093	0.025	LPES	16
SO ₂	1.107	0.008	LPES	16
S ₂ O	1.877	0.008	LPES	16
Sb ₃	1.85	0.03	LPES	108
ScO ₂	2.32	0.02	LPES	171
SeO ₂	1.823	0.050	LPES	38
SiF ₂	0.10	0.10	LPES	278
Si ₂ F	1.99	0.28	LPES	17
SiH ₂	1.124	0.020	LPES	2
Si ₂ H	2.31	0.01	LPES	182
Si ₃	2.29	0.02	LPES	110
Sn ₃	2.24	0.01	LPES	289
SnCN	1.922	0.006	LPES	292
Ta ₃	1.36	0.03	LPES	169
TaO ₂	2.40	0.06	LPES	360
TiO ₂	1.59	0.03	LPES	172
V ₃	1.107	0.010	LPES	176
VO ₂	2.3	0.2	CT	101
WO ₂	1.998	0.010	LPES	299
YO ₂	2.00	0.03	LPES	171
ZrO ₂	1.64	0.03	LPES	319

TABLE 4. Electron Affinities for Larger Polyatomic Molecules

Molecule	Electron Affinity in eV	Uncertainty in eV	Method	Ref.	Name
Ag _n	n=1–60	—	LPES	37	
Al ₅	2.23	0.05	LPES	238	
Al _n	n=3–32	—	LPES	68	
AlTiO ₂	1.70	0.08	LPES	359	
AlTiO ₃	2.47	0.08	LPES	359	
Al ₂ C ₂	0.64	0.05	LPES	239	acetylide
Al ₂ TiO ₂	1.17	0.08	LPES	359	
Al ₂ TiO ₃	2.2	0.1	LPES	359	
Al ₃ C	2.56	0.06	LPES	161	
Al ₃ C ₂	2.19	0.03	LPES	244	
Al ₃ Ge ₂	2.43	0.03	LPES	244	
Al ₃ O	1.00	0.15	LPES	68	
Al ₃ Si ₂	2.36	0.03	LPES	244	
Al ₅ H ₂ O ₄	3.10	0.10	LPES	283	
Al ₅ O ₄	3.50	0.05	LPES	283	
Al ₆ N	2.58	0.04	LPES	337	
Al ₈ N	2.75	0.05	LPES	348	
Al _n O _m	n=1,2	m=1–5	LPES	143	
Al _n O _m	n=3–7	m=2–5	LPES	267	
Al _n P _m	n=1–4	m=1–4	LPES	217	
Al _n S _m	n=1–5	m=1–3	LPES	129	
Ar(H ₂ O) _n	n=2,6,7	—	LPES	77	
Ar _n Br	n=2–9	—	ZEKE	212	
Ar _n I	n=2–19	—	ZEKE	212	
As ₄	<0.8	—	LPES	200	
As ₅	≈1.7	—	LPES	200	
As ₅	≈3.5	—	LPES	253	
Au ₆	2.06	0.02	LPES	288	
Au _n	n=1–233	—	LPES	37	
Au(BO ₂)	2.8	0.1	LPES	371	
Au(BO ₂) ₂	5.7	0.1	LPES	371	
AuF ₆	7.5	estimate	CT	98	
AuO(BO ₂)	4.0	0.1	LPES	371	
Au ₂ BO	4.32	0.02	LPES	336	
Au ₃ BO	3.08	0.02	LPES	336	
Au ₃ (BO ₂)	3.1	0.1	LPES	371	
Au ₃ O(BO ₂)	4.9	0.1	LPES	371	
Au ₃ Pd	2.51	—	LPES	220	
Au ₄ Pd	2.69	—	LPES	220	
Au ₆ (CO)	2.04	0.05	LPES	288	
Au ₆ (CO) ₂	2.03	0.05	LPES	288	
Au ₆ (CO) ₃	1.95	0.05	LPES	288	
Au ₁₂ Nb	3.70	0.03	LPES	275	
Au ₁₂ Ta	3.77	0.03	LPES	275	
Au ₁₂ V	3.76	0.03	LPES	275	
B ₅	2.33	0.02	LPES	245	
BD ₃	0.027	0.014	LPES	62	
BH ₃	0.038	0.015	LPES	62	
BO ₂ Fe _n	n=1–5	—	LPES	358	
B ₃ N	2.098	0.035	LPES	193	
B ₆ Li	2.3	0.1	LPES	298	
Bi ₄	1.05	0.010	LPES	119	
Bi ₅	2.87	0.02	LPES	253	
Bi _n	n=2–9	—	LPES	213	
Bi ₂ In ₂	1.82	—	LPES	364	
Bi ₂ In ₃	2.36	—	LPES	364	
Bi ₃ Ga	1.87	0.06	LPES	363	
Bi ₃ Ga ₂	2.39	0.05	LPES	363	

Molecule	Electron Affinity in eV	Uncertainty in eV	Method	Ref.	Name
Bi ₃ Ga ₃	1.84	0.06	LPES	363	
Bi ₃ Ga ₄	2.29	0.08	LPES	363	
Bi ₃ In ₂	2.42	—	LPES	364	
Br(CO ₂)	3.582	0.017	LPES	131	
Br(H ₂ O) _n	n=1–4	—	LPES	250	
Br ₃ Yb	4.0	0.2	Knud	379	
Br ₇ Au ₂	3.52	0.02	LPES	301	
C _n	n=2–84	—	LPES	70	
CAI ₃ Ge	2.70	0.06	LPES	224	
CAI ₃ Si	2.77	0.06	LPES	224	
CCl ₄	≤1.14	—	CT	266	
CCoNO ₃	1.73	0.03	LPES	199	Co(CO ₂)NO
CDBr ₂	1.9	0.2	LPES	367	
CDCl ₂	1.3	0.2	LPES	367	
CDO ₂	3.510	0.015	LPES	109	
CD ₃ O	1.5546	0.0019	LPES	194	
CD ₃ O ₂	1.154	0.004	LPES	188	d ₃ -methyl peroxy radical
CD ₃ S	1.856	0.006	LPT	2	
CD ₃ S ₂	1.748	0.022	LPES	53	
CFO ₂	4.277	0.030	LPES	131	
CF ₃	1.82	0.05	LPES	187	
CF ₃ Br	0.91	0.2	CD	2	
CF ₃ I	1.57	0.2	CD	2	
CHBr ₂	1.9	0.2	LPES	367	
CHCl ₂	1.3	0.2	LPES	367	
CHCl ₃	≤0.78	—	CT	266	
CHI ₂	1.9	0.2	LPES	367	
CHO ₂	3.498	0.015	LPES	109	
CH ₂ O ₄	2.1	0.2	PT	2	CO ₃ (H ₂ O)
CH ₂ S	0.465	0.023	LPES	53	
CH ₃	0.08	0.03	LPES	2	
CH ₃ I	0.11	0.02	LPES	277	
CH ₃ NO ₂	0.172	0.006	LPES	211	
CH ₃ O	1.5690	0.0019	LPES	194	
CH ₃ O ₂	1.161	0.005	LPES	188	methyl peroxy radical
CH ₃ S	1.867	0.004	LPES	166	
CH ₃ S ₂	1.757	0.022	LPES	53	
CH ₃ Si	0.852	0.010	LPES	97	CH ₃ -Si
CH ₃ Si	2.010	0.010	LPES	97	CH ₂ =SiH
CH ₄ N	0.432	0.015	LPES	215	
CH ₅ Si	1.19	0.04	LPT	65	CH ₃ SiH ₂
CO ₃	2.69	0.14	LPES	2	
C ₂ DN	2.009	0.020	LPES	219	DCCN
C ₂ DN	1.877	0.010	LPES	219	DCNC
C ₂ DO	2.350	0.020	LPES	13	
C ₂ D ₂	0.492	0.006	LPES	83	vinylidene-d ₂
C ₂ D ₂ N	1.538	0.012	LPES	21	cyanomethyl-d ₂ radical
C ₂ D ₂ N	1.070	0.024	LPES	21	isocyanomethyl-d ₂ radical
C ₂ D ₃	2.7300	0.0010	LPES	311	1-propynyl-d ₃
C ₂ D ₃ O	1.8191	0.0012	LPT	22	vinoxy-d ₃
C ₂ D ₅ O	1.699	0.004	LPES	194	ethoxide-d ₃
C ₂ F ₂	2.255	0.006	LPES	106	difluorovinylidene
C ₂ HD	0.489	0.006	LPES	83	vinylidene-d ₁
C ₂ HF	1.718	0.006	LPES	106	monofluorovinylidene
C ₂ HFe	1.4512	0.0025	LPES	254	
C ₂ HN	2.003	0.014	LPES	219	HCCN
C ₂ HN	1.883	0.013	LPES	219	HCNC
C ₂ HNPd	2.17	0.03	LPES	291	
C ₂ HNi	1.063	0.019	LPES	254	
C ₂ HO	2.338	0.008	LPES	190	

Molecule	Electron Affinity in eV	Uncertainty in eV	Method	Ref.	Name
C ₂ HPd	1.98	0.03	LPES	287	
C ₂ HPt	2.650	0.010	LPES	287	
C ₂ H ₂	0.490	0.006	LPES	83	vinylidene
C ₂ H ₃ BrO ₂	3.97	0.03	LPES	310	
C ₂ H ₂ ClO ₂	3.93	0.03	LPES	310	
C ₂ H ₂ FO	2.22	0.09	PT	2	acetyl fluoride enolate
C ₂ H ₂ FO ₂	3.80	0.03	LPES	310	
C ₂ H ₂ Fe	1.328	0.019	LPES	254	(ended)
C ₂ H ₂ N	1.548	0.005	LPES	316	cyanomethyl radical
C ₂ H ₂ N	1.059	0.024	LPES	21	isocyanomethyl radical
C ₂ H ₂ N ₃	3.447	0.004	LPES	316	1,2,3-triazolyl
C ₂ H ₂ Ni	2.531	0.005	LPES	287	HNiC ₂ H
C ₂ H ₃	0.667	0.024	LPES	90	vinyl
C ₂ H ₃	2.7355	0.0010	LPES	311	1-propynyl
C ₂ H ₃ Fe	1.587	0.019	LPES	254	
C ₂ H ₃ Ni	1.103	0.019	LPES	254	
C ₂ H ₃ O	1.8249	0.0012	LPT	22	vinoxy
C ₂ H ₅ N	0.56	0.01	PT	2	ethyl nitrine
C ₂ H ₅ NO ₂	0.191	0.006	LPES	368	nitroethane
(C ₂ H ₅ NO ₂) _n	n=0–4	—	LPES	322	(nitroethane) _n
C ₂ H ₅ O	1.712	0.004	LPES	194	ethoxide
C ₂ H ₅ O ₂	1.186	0.004	LPES	188	ethyl peroxy radical
C ₂ H ₅ S	1.953	0.006	LPT	2	ethyl sulfide
C ₂ H ₅ S	0.868	0.051	LPES	53	CH ₃ SCH ₂
C ₂ H ₇ O ₂	2.26	0.08	PT	50	MeOHOMe
C ₂ O	2.3107	0.0006	LPES	323	CCO
C ₂ S	2.7475	0.0006	LPES	323	CCO
C ₃ D	1.997	0.005	LPES	315	c-C ₃ D
C ₃ D ₂ H	0.907	0.023	LPES	24	propargyl-d ₂ radical
C ₃ D ₅	0.464	0.006	LPES	138	allyl-d ₅
C ₃ D ₅ O	1.603	0.002	LPES	363	cis- <i>n</i> -methylvinoxy-d ₅
C ₃ D ₅ O	1.561	0.001	LPES	363	trans- <i>n</i> -methylvinoxy-d ₅
C ₃ Fe	1.69	0.08	LPES	132	
C ₃ H	1.999	0.003	LPES	315	c-C ₃ H
C ₃ HFe	1.58	0.06	LPES	132	
C ₃ HN	1.84	0.01	LPES	335	CCHCN
C ₃ H ₂	1.794	0.008	LPES	153	
C ₃ H ₂ D	0.88	0.15	LPES	24	propargyl-d ₁ radical
C ₃ H ₂ F ₃ O	2.625	0.010	LPT	113	1,1,1-trifluoroacetone enolate
C ₃ H ₃	0.918	0.008	LPES	153	propargyl
C ₃ H ₃	2.718	0.008	LPES	153	1-propynyl
C ₃ H ₃ N	1.247	0.012	LPES	21	CH ₃ CH-CN
C ₃ H ₄ D	0.373	0.019	LPES	25	allyl-d ₁
C ₃ H ₅	0.481	0.008	LPES	138	allyl
C ₃ H ₅	0.397	0.069	kinetic	155	cyclopropyl
C ₃ H ₅ O	1.758	0.019	LPT	113	acetone enolate
C ₃ H ₅ O	1.6106	0.0008	LPES	363	cis- <i>n</i> -methylvinoxy
C ₃ H ₅ O	1.570	0.002	LPES	363	trans- <i>n</i> -methylvinoxy
C ₃ H ₅ O ₂	1.80	0.06	PT	2	methyl acetate enolate
C ₃ H ₇ O	1.789	0.033	LPES	23	<i>n</i> -propyl oxide
C ₃ H ₇ O	1.847	0.004	LPES	194	isopropyl oxide
C ₃ H ₇ S	2.00	0.02	PT	2	<i>n</i> -propyl sulfide
C ₃ H ₇ S	2.02	0.02	PT	2	isopropyl sulfide
C ₃ O	1.237	0.003	LPES	351	
C ₃ O ₂	0.85	0.15	LPES	11	
C ₃ S	1.5957	0.0010	LPES	351	
C ₃ Ti	1.561	0.015	LPES	147	
C ₄ D	3.5308	0.0012	LPES	314	
C ₄ D ₄	0.909	0.015	LPES	125	vinylvinylidene-d ₄
C ₄ F ₄ Cl ₂	0.87	0.08	attach	258	1,2-dichlorotetrafluorocyclobutene

Molecule	Electron Affinity in eV	Uncertainty in eV	Method	Ref.	Name
C ₄ F ₄ O ₃	0.5	0.2	CD	2	tetrafluorosuccinic anhydride
C ₄ F ₈	0.63	0.05	attach	256	octafluorocyclobutane
C ₄ Fe	<2.2	0.2	LPES	132	
C ₄ H	3.5332	0.0010	LPES	314	
C ₄ HFe	1.67	0.06	LPES	132	
C ₄ H ₂ Fe	1.633	0.019	LPES	254	
C ₄ H ₂ O ₃	1.44	0.10	CT	61	maleic anhydride
C ₄ H ₃ Fe	1.182	0.019	LPES	254	
C ₄ H ₃ Ni	0.824	0.019	LPES	254	
C ₄ H ₃ O	1.853	0.004	LPES	361	α-furanyl
C ₄ H ₄	0.914	0.015	LPES	125	vinylvinylidene
C ₄ H ₄ N	2.145	0.010	LPES	265	pyrrolyl
C ₄ H ₄ N ₃ O	0.75	—	LPES	285	NO-pyrimidine
C ₄ H ₄ N ₃ O	3.037	0.015	LPES	309	dehydrogenated cytosine
C ₄ H ₅ DO	1.67	0.05	PT	2	2-butanone-3-d ₁ enolate
C ₄ H ₅ D ₂ O	1.75	0.06	PT	2	2-butanone-3,3-d ₂ enolate
C ₄ H ₅ O	1.801	0.008	LPT	113	cyclobutanone enolate
C ₄ H ₆	0.431	0.006	LPES	135	trimethylenemethane
C ₄ H ₆ D	0.493	0.008	LPES	138	2-methylallyl-d ₇
C ₄ H ₆ O ₂	0.69	0.10	CT	61	2,3-butanedione
C ₄ H ₇	0.505	0.006	LPES	138	2-methylallyl
C ₄ H ₇ O	1.67	0.05	PT	2	butyraldehyde enolate
C ₄ H ₉ O	1.909	0.004	LPES	194	<i>t</i> -butoxyl
C ₄ H ₉ S	2.03	0.02	PT	2	<i>n</i> -butyl sulfide
C ₄ H ₉ S	2.07	0.02	PT	2	<i>t</i> -butyl sulfide
C ₄ N	3.1113	0.0010	LPES	346	
C ₄ O	2.05	0.15	LPES	11	
C ₄ O ₂	2.0	0.2	LPES	11	
C ₄ Ti	1.494	0.020	LPES	147	
C ₅	2.853	0.001	LPT	99	
C ₅ D ₅	1.790	0.008	LPES	11	cyclopentadienyl-d5
C ₅ F ₅ N	0.70	0.05	attach	259	pentafluoropyridine
C ₅ F ₆ O ₃	1.5	0.2	CD	2	hexafluoroglutaric anhydride
C ₅ H	2.421	0.019	LPES	317	linear
C ₅ H	2.857	0.028	LPES	317	cyclic
C ₅ HF ₄ N	0.40	0.08	attach	259	tetrafluoropyridine
C ₅ H ₅	1.804	0.007	LPES	11	cyclopentadienyl
(C ₅ H ₅ N) _n Co _m	n=1–4	m=1–3	LPES	327	
C ₅ H ₅ NO ₂	1.39	—	LPES	285	O ₂ -pyridine
C ₅ H ₅ NO ₂	3.250	0.015	LPES	309	dehydrogenated thymine
C ₅ H ₅ N ₂ O	0.62	—	LPES	285	NO-pyridine
C ₅ H ₇	0.91	0.03	PT	2	pentadienyl
C ₅ H ₇ NO ₃	1.87	—	LPES	285	O ₂ -pyridine·H ₂ O
C ₅ H ₇ O	1.598	0.007	LPT	113	cyclopentanone enolate
C ₅ H ₉ O	1.69	0.05	PT	2	3-pentanone enolate
C ₅ H ₁₁ O	1.93	0.05	LPT	2	neopentoxyl
C ₅ H ₁₁ S	2.09	0.02	PT	2	<i>n</i> -pentyl sulfide
C ₅ O ₂	1.2	0.2	LPES	11	
C ₅ Ti	1.748	0.050	LPES	147	
C ₆	4.180	0.001	LPT	8	
C ₆ Br ₄ O ₂	2.44	0.20	CT	2	tetrabromo-BQ
C ₆ Cl ₄ O ₂	2.78	0.10	CT	61	tetrachloro-BQ
C ₆ D ₄	0.551	0.010	LPES	36	<i>o</i> -benzynes-d ₄
C ₆ D ₅	1.092	0.020	LPES	26	phenyl-d ₅
C ₆ D ₅ N	1.44	0.02	LPES	96	phenylnitrene-d ₅
C ₆ F ₄ O ₂	2.70	0.10	CT	61	tetrafluoro-BQ
C ₆ F ₅ Br	1.15	0.11	CT	67	pentafluorobromobenzene
C ₆ F ₅ Cl	0.75	0.05	attach	260	pentafluorochlorobenzene
C ₆ F ₅ I	1.41	0.11	CT	67	pentafluoroiodobenzene
C ₆ F ₅ NO ₂	1.52	0.11	CT	67	pentafluoro-NB

Molecule	Electron Affinity in eV	Uncertainty in eV	Method	Ref.	Name
C ₆ F ₆	0.53	0.05	attach	257	hexafluorobenzene
C ₆ F ₁₀	>1.4	0.3	CT	2	perfluorocyclohexene
C ₆ H ₂ Cl ₂ O ₂	2.48	0.10	CT	61	2,6-dichloro-BQ
C ₆ H ₂ O ₂	1.859	0.005	LPES	232	dehydrobenzoquinone
C ₆ H ₂ F ₂ NO ₂	1.17	0.10	CT	61	2,4-difluoro-NB
C ₆ H ₃ O ₂	<2.18	—	LPES	232	benzoquinonide
C ₆ H ₄	0.560	0.010	LPES	36	<i>o</i> -benzyne
C ₆ H ₄ BrNO ₂	1.16	0.10	CT	61	<i>o</i> -bromo-NB
C ₆ H ₄ BrNO ₂	1.32	0.10	CT	61	<i>m</i> -bromo-NB
C ₆ H ₄ BrNO ₂	1.29	0.10	CT	61	<i>p</i> -bromo-NB
C ₆ H ₄ ClNO ₂	1.14	0.10	CT	61	<i>o</i> -chloro-NB
C ₆ H ₄ ClNO ₂	1.28	0.10	CT	61	<i>m</i> -chloro-NB
C ₆ H ₄ ClNO ₂	1.26	0.10	CT	61	<i>p</i> -chloro-NB
C ₆ H ₄ ClO	≤2.58	0.08	PT	2	<i>o</i> -chlorophenoxide
C ₆ H ₄ FNO ₂	1.07	0.10	CT	61	<i>o</i> -fluoro-NB
C ₆ H ₄ FNO ₂	1.23	0.10	CT	61	<i>m</i> -fluoro-NB
C ₆ H ₄ FNO ₂	1.12	0.10	CT	61	<i>p</i> -fluoro-NB
C ₆ H ₄ N ₂ O ₄	1.65	0.10	CT	61	<i>o</i> -diNB
C ₆ H ₄ N ₂ O ₄	1.65	0.10	CT	61	<i>m</i> -diNB
C ₆ H ₄ N ₂ O ₄	2.00	0.10	CT	61	<i>p</i> -diNB
C ₆ H ₄ O ₂	1.860	0.005	LPES	284	1,4-benzoquinone (BQ)
C ₆ H ₅	1.096	0.006	LPES	26	phenyl
C ₆ H ₅ N	1.429	0.011	LPT	115	phenylnitrene
C ₆ H ₅ NH	1.70	0.03	PT	2	anilide
C ₆ H ₅ NO ₂	1.00	0.01	LPES	164	nitrobenzene (NB)
C ₆ H ₅ O	2.253	0.006	LPES	26	phenoxyl
C ₆ H ₅ O ₂	2.315	0.010	LPES	375	<i>o</i> -HO(C ₆ H ₄)O
C ₆ H ₅ O ₂	2.330	0.010	LPES	375	<i>m</i> -HO(C ₆ H ₄)O
C ₆ H ₅ O ₂	1.990	0.010	LPES	375	<i>p</i> -HO(C ₆ H ₄)O
C ₆ H ₅ S	<2.47	0.06	PT	2	thiophenoxide
C ₆ H ₆ NO	0.44	—	LPES	285	NO·(benzene)
C ₆ H ₆ Nb	0.893	0.006	LPES	311	
C ₆ H ₆ O ₂	1.06	—	LPES	285	O ₂ ·(benzene)
(C ₆ H ₆) _n Co _m	n=1–4	m=1–5	LPES	326	
(C ₆ H ₆) _n Fe _m	n=1–4	m=1–7	LPES	329	
C ₆ H ₇	<1.67	0.04	PT	2	methylcyclopentadienyl
C ₆ H ₈	0.855	0.010	LPES	203	(CH ₂) ₂ C-C(CH ₂) ₂
C ₆ H ₈ Si	1.435	0.004	LPT	65	C ₆ H ₅ SiH ₃
C ₆ H ₉	0.654	0.010	LPES	203	CH ₂ =C(CH ₃)-C(CH ₂) ₂
C ₆ H ₉ O	1.526	0.010	LPT	113	cyclohexanone enolate
C ₆ H ₁₀	0.645	0.015	LPES	126	<i>t</i> -butyl vinylidene
C ₆ H ₁₁ O	1.755	+0.05/–0.005	LPT	113	pinacolone enolate
C ₆ H ₁₁ O	1.82	0.06	PT	2	3,3-dimethylbutan-2-yl enolate
C ₆ N	3.3715	0.0010	LPES	346	
C ₆ N ₄	2.3	0.3	PT	2	TCNE
C ₆ O ₅	2.54	0.05	LPES	333	
C ₇ F ₅ N	1.11	0.11	CT	67	pentafluorobenzonitrile
C ₇ F ₈	0.86	0.11	CT	67	octafluorotoluene
C ₇ F ₁₄	1.06	0.15	CT	56	perfluoromethylcyclohexane
C ₇ HF ₅ O	1.10	0.11	CT	67	pentafluorobenzaldehyde
C ₇ H ₃ N ₃ O ₄	2.16	0.10	CT	61	3,5-(NO ₂) ₂ -benzonitrile
C ₇ H ₃ F ₃ NO ₂	1.41	0.10	CT	61	<i>m</i> -trifluoromethyl-NB
C ₇ H ₄ N ₂ O ₂	1.61	0.10	CT	61	<i>o</i> -cyano-NB
C ₇ H ₄ N ₂ O ₂	1.56	0.10	CT	61	<i>m</i> -cyano-NB
C ₇ H ₄ N ₂ O ₂	1.72	0.10	CT	61	<i>p</i> -cyano-NB
C ₇ H ₆ Br	1.308	0.008	LPES	167	<i>o</i> -bromobenzyl
C ₇ H ₆ Br	1.307	0.008	LPES	167	<i>m</i> -bromobenzyl
C ₇ H ₆ Br	1.229	0.008	LPES	167	<i>p</i> -bromobenzyl
C ₇ H ₆ Cl	1.257	0.008	LPES	167	<i>o</i> -chlorobenzyl
C ₇ H ₆ Cl	1.272	0.008	LPES	167	<i>m</i> -chlorobenzyl

Molecule	Electron Affinity in eV	Uncertainty in eV	Method	Ref.	Name
C ₇ H ₆ Cl	1.174	0.008	LPES	167	<i>p</i> -chlorobenzyl
C ₇ H ₆ F	1.091	0.008	LPES	167	<i>o</i> -fluorobenzyl
C ₇ H ₆ F	1.173	0.008	LPES	167	<i>m</i> -fluorobenzyl
C ₇ H ₆ F	0.937	0.008	LPES	167	<i>p</i> -fluorobenzyl
C ₇ H ₆ FO	2.218	0.010	LPT	2	<i>m</i> -fluoroacetophenone enolate
C ₇ H ₆ FO	2.176	0.010	LPT	2	<i>p</i> -fluoroacetophenone enolate
C ₇ H ₆ FeO ₃	0.990	0.10	CT	120	h ₄ -1,3-butadiene-Fe(CO) ₃
C ₇ H ₆ N ₂ O ₄	1.77	0.05	PT	60	3,4-dinitrotoluene
C ₇ H ₆ N ₂ O ₄	1.77	0.05	PT	60	2,3-dinitrotoluene
C ₇ H ₆ N ₂ O ₄	1.60	0.05	PT	60	2,4-dinitrotoluene
C ₇ H ₆ N ₂ O ₄	1.55	0.05	PT	60	2,6-dinitrotoluene
C ₇ H ₆ O ₂	1.85	0.10	CT	61	<i>o</i> -CH ₃ -BQ
C ₇ H ₇	0.912	0.006	LPES	26	benzyl
C ₇ H ₇	0.868	0.006	LPES	136	1-quadricyclanide
C ₇ H ₇	0.962	0.006	LPES	136	2-quadricyclanide
C ₇ H ₇	1.286	0.006	LPES	136	norbornadienide
C ₇ H ₇	0.39	0.04	LPES	136	cycloheptatrienide
C ₇ H ₇	3.046	0.006	LPES	136	1-(1,6-heptadiynide)
C ₇ H ₇	>1.140	0.006	LPES	136	3-(1,6-heptadiynide)
C ₇ H ₇ NO ₂	0.92	0.10	CT	61	<i>o</i> -methyl-NB
C ₇ H ₇ NO ₂	0.99	0.10	CT	61	<i>m</i> -methyl-NB
C ₇ H ₇ NO ₂	0.95	0.10	CT	61	<i>p</i> -methyl-NB
C ₇ H ₇ NO ₃	1.04	0.10	CT	61	<i>m</i> -OCH ₃ -NB
C ₇ H ₇ NO ₃	0.91	0.10	CT	61	<i>p</i> -OCH ₃ -NB
C ₇ H ₇ O	<2.36	0.06	PT	2	<i>o</i> -methyl phenoxide
C ₇ H ₇ O	2.14	0.02	PT	50	benzyloxide
C ₇ H ₈ FO	<3.05	0.06	PT	50	PhCH ₂ OHF
C ₇ H ₉	1.27	0.03	PT	2	heptatrienyl
C ₇ H ₉ O	1.61	0.05	PT	2	2-norbornanone enolate
C ₇ H ₉ Si	1.33	0.04	LPT	65	C ₆ H ₅ (CH ₃)SiH
C ₇ H ₁₁ O	1.598	0.007	LPT	113	cycloheptanone enolate
C ₇ H ₁₁ O	1.49	0.04	PT	2	2,5-dimethylcyclopentanone enolate
C ₇ H ₁₃ O	1.72	0.06	PT	2	4-heptanone enolate
C ₇ H ₁₃ O	1.46	0.04	PT	2	di-isopropyl ketone enolate
C ₈ F ₁₄ N ₂	1.89	0.10	CT	51	1,4-(CN) ₂ C ₆ F ₄
C ₈ H ₅ F ₃ O	0.88	0.11	CT	67	pentafluoroacetophenone
C ₈ H ₅ F ₃ NO ₂	1.79	0.10	CT	61	3,5-(CF ₃) ₂ -NB
C ₈ H ₄ F ₃ N	0.70	0.05	attach	263	<i>o</i> -trifluoromethylbenzonitrile
C ₈ H ₄ F ₃ N	0.67	0.05	attach	263	<i>m</i> -trifluoromethylbenzonitrile
C ₈ H ₄ F ₃ N	0.83	0.05	attach	263	<i>p</i> -trifluoromethylbenzonitrile
C ₈ H ₄ O ₃	1.21	0.10	CT	61	phthalic anhydride
C ₈ H ₆	1.044	0.008	LPES	148	
C ₈ H ₇	1.091	0.008	LPES	134	
C ₈ H ₇ O	2.057	0.010	PT	2	acetophenone enolate
C ₈ H ₇ O	2.10	0.08	LPT	2	phenylacetaldehyde enolate
C ₈ H ₈	0.55	0.02	CT	134	cyclooctatetraene
C ₈ H ₈	0.919	0.008	LPES	139	<i>m</i> -xylene
C ₈ H ₉ NO ₂	1.21	0.05	PT	60	3,5-dimethyl-NB
C ₈ H ₉ NO ₂	2.61	0.05	PT	60	2,6-dimethyl-NB
C ₈ H ₉ NO ₂	0.86	0.10	CT	61	2,3-dimethyl-NB
C ₈ H ₁₃ O	1.63	0.06	PT	2	cyclooctanone enolate
C ₈ N ₄ NiS ₄	4.56	0.04	LPES	307	Ni-bis(dithiolene)
C ₈ N ₄ PdS ₄	4.55	0.04	LPES	307	Ni-bis(dithiolene)
C ₈ N ₄ PtS ₄	4.45	0.04	LPES	307	Ni-bis(dithiolene)
C ₈ S ₂	0.049	0.005	LPES	230	bithiophene
C ₉ H ₈ FeO ₃	0.76	0.10	CT	120	h ₄ -1,3-cyclohexadiene-Fe(CO) ₃
C ₉ H ₉ O	2.030	0.010	LPT	2	<i>m</i> -methylacetophenone enolate
C ₉ H ₉ SiN	1.43	0.10	PT	2	trimethylsilylnitrene
C ₉ H ₁₁ NO ₂	0.70	0.10	CT	61	2,4,6-trimethyl-NB
C ₉ H ₁₅ O	1.69	0.06	PT	2	cyclononanone enolate

Molecule	Electron Affinity in eV	Uncertainty in eV	Method	Ref.	Name
$C_{10}H_4C_{12}O_2$	2.19	0.10	CT	61	2,3-dichloro-1,4-naphthoquinone
$C_{10}H_6N_2O_4$	1.78	0.10	CT	61	1,3-dinitronaphthalene
$C_{10}H_6N_2O_4$	1.77	0.10	CT	61	1,5-dinitronaphthalene
$C_{10}H_6O_2$	1.81	0.10	CT	61	1,4-naphthoquinone
$C_{10}H_7$	1.403	0.015	LPES	197	1-naphthyl radical
$C_{10}H_7NO_2$	1.23	0.10	CT	61	1-nitronaphthalene
$C_{10}H_7NO_2$	1.18	0.10	CT	61	2-nitronaphthalene
$C_{10}H_8$	0.790	0.008	LPES	230	azulene
$C_{10}H_8CrO_3$	0.93	0.10	CT	120	h_4 -1,3,5-cycloheptatriene $Cr(CO)_3$
$C_{10}H_8FeO_3$	0.98	0.10	CT	120	h_4 -1,3,5-cycloheptatriene- $Fe(CO)_3$
$C_{10}H_8NO$	0.66	—	LPES	285	NO naphthlene
$C_{10}H_8O_2$	1.41	—	LPES	285	O_2 -naphthlene
$C_{10}H_{10}O_3$	2.09	—	LPES	285	O_2 -naphthalene H_2O
$C_{10}H_{12}O_4$	2.72	—	LPES	285	O_2 -naphthalene $(H_2O)_2$
$C_{10}H_{17}O$	1.83	0.06	PT	2	cyclodecanone enolate
$C_{11}H_8FeO_3$	1.29	0.10	CT	120	h_4 -1,3-butadiene- $Fe(CO)_3$
$C_{12}F_{10}$	0.82	0.11	CT	67	decafluorobiphenyl
$C_{12}H_4N_4$	2.8	0.3	CD	2	TCNQ
$C_{12}H_9$	1.07	0.10	PT	2	perinaphthenyl
$C_{12}H_{12}$	0.84	0.15	kinetic	378	<i>p</i> -bisallyl benzene
$C_{12}H_{12}$	0.90	0.15	kinetic	378	<i>m</i> -bisallyl benzene
$C_{12}H_{12}NO$	0.79	—	LPES	285	NO-(benzene) $_2$
$C_{12}H_{15}O$	2.032	0.010	LPT	2	<i>t</i> -butylacetophenone enolate
$C_{12}H_{21}O$	1.90	0.07	PT	2	cyclododecanone enolate
$C_{13}F_{10}O$	1.52	0.11	CT	67	decafluorobenzophenone
$C_{13}H_9FO$	0.64	0.10	CT	61	4-fluorobenzophenone
$C_{13}H_{10}O$	0.62	0.10	CT	61	benzophenone
$C_{14}H_9NO_2$	1.43	0.10	CT	61	9-nitroanthracene
$C_{14}H_{10}$	0.530	0.005	LPES	286	anthracene
$C_{14}H_{12}O$	0.770	0.005	LPES	286	anthracene H_2O
$(C_{14}H_{10})_n$	$n=1-16$	—	LPES	231	anthracene clusters
$C_{16}H_{10}$	0.406	0.010	LPES	270	pyrene
$(C_{16}H_{10})_n Co_m$	$n=1,2$	$m=1,2$	LPES	330	
$C_{18}H_{12}$	1.058	0.005	LPES	313	tetracene
$C_{18}H_{12}$	0.32	0.01	LPES	303	chrysene
$C_{20}H_{12}$	0.79	0.10	CT	66	benz[a]pyrene
$C_{20}H_{12}$	0.973	0.005	LPES	236	perylene
$C_{20}H_{16}NO$	1.06	—	LPES	285	NO(naphthalene) $_2$
$C_{22}H_{14}$	1.35	0.10	CT	66	pentacene
$C_{24}H_{12}$	0.47	0.09	LPES	328	coronene
$C_{24}H_{12}Co$	1.15	0.15	LPES	324	Co-(coronene)
$C_{24}H_{12}Co_2$	1.15	0.10	LPES	324	Co_2 -(coronene)
$C_{24}H_{12}Fe$	1.06	—	LPES	324	Fe(coronene)
$C_{24}H_{12}Fe_2$	1.59	—	LPES	324	Fe_2 -(coronene)
$C_{44}Cl_8F_{20}FeN_4$	3.21	0.03	CT	186	$FeTPPbCl_8$
$C_{44}Cl_9F_{20}FeN_4$	3.35	0.03	CT	186	$FeTPPF_{20}bCl_8Cl$
$C_{44}Cl_{28}FeN_4$	2.59	0.11	CT	186	$FeTPPCl_{28}$
$C_{44}H_8ClF_{20}FeN_4$	3.14	0.03	CT	186	$FeTPPF_{20}Cl$
$C_{44}H_8Cl_{21}FeN_4$	2.93	0.23	CT	186	$FeTPPoCl_{20}Cl$
$C_{44}H_8F_{20}FeN_4$	2.15	0.15	CT	186	$FeTPPF_{20}$
$C_{44}H_{12}Cl_{17}FeN_4$	3.14	0.03	CT	186	$FeTPPoCl_8bCl_8Cl$
$C_{44}H_{20}Cl_8FeN_4$	1.86	0.03	CT	186	$FeTPPoCl_8$
$C_{44}H_{20}Cl_9FeN_4$	2.10	0.19	CT	186	$FeTPPoCl_8Cl$
$C_{44}H_{28}ClFeN_4$	2.15	0.15	CT	186	$FeTPPCl$
$C_{44}H_{28}FeN_4$	1.87	0.03	CT	186	iron tetraphenylporphyrin (FeTPP)
$C_{44}H_{28}NiN_4$	1.51	0.01	CT	186	nickel tetraphenylporphyrin (NiTPP)
$C_{44}H_{30}N_4$	1.69	0.01	CT	186	H_2 tetraphenylporphyrin
$C_{45}H_{29}NiN_4O$	1.74	0.01	CT	186	NiTPPCHO
$C_{48}H_{24}$	0.67	0.09	LPES	328	coronene dimer
$C_{48}H_{24}Fe$	1.50	—	LPES	324	Fe -(coronene) $_2$

Molecule	Electron Affinity in eV	Uncertainty in eV	Method	Ref.	Name
$C_{48}H_{24}Fe$	1.48	—	LPES	324	$Fe_2 \cdot (coronene)_2$
$C_{52}H_{39}FeN_7O$	1.97	0.03	CT	186	FeTPP-val
C_{60}	2.683	0.008	LPES	201	
$C_{60}F_{12}$	2.74	0.07	Knud	202	
$C_{64}H_{64}FeN_8O_4$	2.07	0.03	CT	186	FeTPP-piv
$C_{70}F_{12}$	2.80	0.07	Knud	202	
$C_{70}F_{30}$	2.81	0.14	Knud	376	$C_{60}(CF_3)_{10}$
$C_{72}F_{36}$	2.57	0.17	Knud	376	$C_{60}(CF_3)_{12}$
C_nCr	n=2–8	—	LPES	271	
C_nNb	n=2–7	—	LPES	243	
$(CO_2)_n$	n=1,2	—	LPES	75	
$(CS)_n$	n=2	—	LPES	75	
$(CS_2)_n$	n=1,2	—	LPES	75	
$(benzene)_n$	n=53–124	—	LPES	248	
$(toluene)_n$	n=33–139	—	LPES	248	
CeF_4	3.8	0.4	CT	98	
$Cl(CO_2)$	3.907	0.010	LPES	131	
$Cl(H_2O)$	n=1–4	—	LPES	250	
ClO_3	4.25	0.10	LPES	340	
ClO_4	5.25	0.10	LPES	340	
Co_n	n=1–108	—	LPES	251	
$CoBr_3$	4.6	0.1	LPES	249	
$CoCl_3$	4.7	0.1	LPES	249	
CoF_4	6.4	0.3	CT	98	
$Cr(CO)_3$	1.349	0.006	LPES	94	
CrO_3	3.66	0.02	LPES	241	
CrO_4	4.98	0.09	LPES	241	
CrO_5	4.4	0.1	LPES	241	
Cr_2O_n	n=1–7	—	LPES	306	
CsO_4	2.5	0.2	LPES	252	
Cu_n	n=1–411	—	LPES	37	
$CuBO_2$	1.90	0.08	LPES	362	
$Cu(BO_2)_2$	5.07	0.08	LPES	362	
Cu_2BO_2	3.53	0.08	LPES	362	
$Cu_2(BO_2)_2$	2.74	0.08	LPES	362	
$Cu_n(CN)_m$	n=1–6	m=1–6	LPES	159	
$EuSi_n$	n=3–17	—	LPES	321	
$F(H_2O)_n$	n=1–4	—	LPES	242	
$F(H_2O)_n$	n=1–4	—	LPES	250	
Fe_n	n=3–34	—	LPES	149	
$FeBr_3$	4.26	0.06	LPES	249	
$FeBr_4$	5.50	0.08	LPES	249	
$Fe(CO)_2$	1.22	0.02	LPES	2	
$Fe(CO)_3$	1.8	0.2	LPES	2	
$Fe(CO)_4$	2.4	0.3	LPES	2	
$FeCl_3$	4.22	0.06	LPES	249	
$FeCl_4$	6.00	0.08	LPES	249	
FeF_3	3.6	0.1	CT	98	
FeF_4	6.0	estimate	CT	98	
Fe_2H_2	0.942	0.019	LPES	254	
Fe_nO_m	n=1–4	m=1–6	LPES	152	
Ga_2As_3	2.783	0.024	LPES	192	
Ga_2P_3	2.991	0.026	LPES	192	
Ga_xAs_y	n=2–50	n=x+y	LPES	229	
Ge_n	n=3–15	—	LPES	71	
GeH_3	<1.74	0.04	PT	2	
Ge_xAs_y	n=5–30	n=x+y	LPES	72	
HNO_3	0.57	0.15	CD	2	
$H(NH_3)_n$	n=1,2	—	LPES	76	
$(H_2O)_n$	n=2–19	—	LPES	77	

Molecule	Electron Affinity in eV	Uncertainty in eV	Method	Ref.	Name
I(CO ₂)	3.225	0.001	LPES	131	
I(CO ₂) _n	n=1-3	—	LPES	350	
I(H ₂ O) _n	n=1-4	—	LPES	250	
In ₂ Sb ₃	2.45	0.08	LPES	365	
In _x P _y	n=2-8	n=x+y	LPES	137	
IrF ₄	4.7	0.3	CT	98	
IrF ₆	6.5	0.4	CT	98	
K _n	n=2-7	—	LPES	18	
KO ₄	2.8	0.2	LPES	252	
LaCl ₄	7.03	0.01	LPES	145	
LiO ₄	3.3	0.2	LPES	252	
MnBr ₃	5.03	0.06	LPES	249	
MnCl ₃	5.07	0.06	LPES	249	
MnF ₄	5.5	0.2	CT	98	
MnO ₃	3.335	0.010	LPES	158	
Mo(CO) ₃	1.337	0.006	LPES	94	
MoF ₅	3.5	0.2	CT	98	
MoF ₆	3.8	0.2	CT	98	
MoO ₃	3.17	0.02	LPES	280	
MoO ₄	5.20	0.07	LPES	86	
MoO ₅	5.10	0.07	LPES	86	
MoW ₂ O ₆	2.76	0.05	LPES	353	
Mo ₂ O ₂	2.24	0.02	LPES	280	
Mo ₂ O ₃	2.33	0.07	LPES	280	
Mo ₂ O ₄	2.13	0.04	LPES	280	
Mo ₂ WO ₆	2.85	0.05	LPES	353	
Mo ₃ O ₃	1.91	0.03	LPES	369	
Mo ₃ O ₄	1.77	0.05	LPES	369	
Mo ₃ O ₅	2.72	0.03	LPES	369	
Mo ₃ O ₆	2.75	0.02	LPES	353	
NH ₂ (NH ₃) _n	n=1,2	—	LPES	78	
(NH ₃) _n	n=41-1100	—	LPES	77	
NO(H ₂ O) _n	n=1,2	—	LPES	75	
NO(N ₂ O) _n	n=1-5	—	LPES	79	
NO ₃	3.937	0.014	LPES	85	
NO ₃ (H ₂ O) _n	n=0-6	—	LPES	240	
N ₂ CD	2.622	0.005	LPES	154	NCND
N ₂ CH	2.622	0.005	LPES	154	NCNH
(NO) ₂	>2.1	—	LPES	75	
(N ₂ O) _n	n=1,2	—	LPES	81	
Na _n	n=2-5	—	LPES	18	
NaCS ₂	0.80	0.05	LPES	278	
NaO ₄	3.1	0.2	LPES	252	
NaO ₅	3.2	0.2	LPES	252	
NaSO ₃	2.3	0.2	LPES	252	
NaSn _n	n=5-7	—	LPES	380	
Na ₂ CS ₂	0.25	0.05	LPES	278	
(NaF) _n	n=1-7,12	—	LPES	64	
Na(NaF) _n	n=5,7-12	—	LPES	64	
Na _n Sn	n=0-4	—	LPES	380	
Nb ₈	1.513	0.008	LPES	157	
Nb _n	n=6-17	—	LPES	181	
Nb ₂ O ₂	0.97	0.01	LPES	370	
Nb ₂ O ₃	1.61	0.01	LPES	370	
Nb ₂ O ₄	1.62	0.01	LPES	370	
Nb ₂ O ₅	3.35	0.05	LPES	370	
Nb ₃ O	1.393	0.006	LPES	169	
Nb ₃ O ₃	1.54	0.02	LPES	374	
Nb ₃ O _n	n=3-8	—	LPES	374	
Ni _n	n=1-100	—	LPES	247	

Molecule	Electron Affinity in eV	Uncertainty in eV	Method	Ref.	Name
NiBr ₃	4.94	0.08	LPES	249	
NiCl ₃	5.20	0.08	LPES	249	
Ni(CO)H	1.126	0.010	LPES	293	HNiCO
Ni(CO) ₂	0.643	0.014	LPES	2	
Ni(CO) ₃	1.077	0.013	LPES	2	
Ni _n (benzene) _m	n=1-3	m=1,2	LPES	295	
OH(H ₂ O)	<2.95	0.15	PT	2	
OH(NH ₃)	2.35	0.07	LPES	234	
OH(N ₂ O)	2.14	0.02	LPES	209	
OH(N ₂ O) _n	n=1-5	—	LPES	209	
OsF ₄	3.9	0.3	CT	98	
OsF ₆	6.0	0.3	CT	98	
P ₅	3.88	0.03	LPES	253	
PBr ₂ Cl	1.63	0.20	CD	2	
PBr ₃	1.59	0.15	CD	2	
PCl ₂ Br	1.52	0.20	CD	2	
PCl ₃	0.82	0.10	CD	2	
PF ₅	0.75	0.15	CT	121	
PO ₃	4.95	0.06	LPES	156	
POCl ₂	3.83	0.25	CD	2	
POCl ₃	1.41	0.20	CD	2	
P ₂ H ₂	1.00	0.01	LPES	281	<i>trans</i> -P ₂ H ₂
P ₂ H ₂	1.03	0.01	LPES	281	<i>cis</i> -P ₂ H ₂
Pb ₄	1.55	0.09	LPES	345	
PtF ₄	5.5	0.3	CT	98	
PtF ₆	7.0	0.4	CT	98	
ReF ₆	4.7	estimate	CT	98	
ReO ₃	3.6	0.1	LPES	216	
RhF ₄	5.4	0.3	CT	98	
RuF ₄	4.8	0.3	CT	98	
RuF ₅	5.2	0.4	CT	98	
RuF ₆	7.5	0.3	CT	98	
SF ₄	1.5	0.2	CT	91	
SF ₅	4.23	0.12	e-scat	204	
SF ₆	1.20	0.05	attach	318	
SO ₃	1.97	0.10	LPES	165	
(SO ₂) ₂	0.6	0.2	LPES	80	
Sb ₅	3.46	0.03	LPES	253	
Sb _n	n=2-9	—	LPES	213	
ScBr ₄	6.13	0.08	LPES	249	
ScCl ₄	6.84	0.01	LPES	145	
Sc ₂ Si _n	n=2-6	—	LPES	356	
SeF ₆	2.9	0.2	CD	2	
Si ₄	2.13	0.01	LPES	110	
Si ₅	2.59	0.02	LPES	110	
Si ₇	1.85	0.02	LPES	110	
Si _n	n=3-20	—	LPES	71	
SiD ₃	1.386	0.022	LPES	43	
SiF ₃	2.41	0.22	LPES	17	
SiF ₄	≤0	—	LPES	17	
SiF ₅	≥4.66	—	LPES	17	
SiH ₃	1.406	0.014	LPES	43	
Si ₂ C ₃	1.766	0.012	LPES	296	linear Si-C ₃ -Si
Si ₃ H	2.53	0.01	LPES	182	
Si ₄ H	2.68	0.01	LPES	182	
Si _n F	n=2-11	—	LPES	17	
Si _n Na _m	n=4-11	m=1-3	LPES	210	
Sn _n	n=1-12	—	LPES	289	
SnCH ₂ CN	1.57	0.02	LPES	292	
Sn(CN)(CH ₂ CN)	2.29	0.05	LPES	292	

Molecule	Electron Affinity in eV	Uncertainty in eV	Method	Ref.	Name
Sn(CN) ₂	2.622	0.004	LPES	292	
Ta ₃ O	1.583	0.010	LPES	169	
TeF ₆	3.34	0.17	CD	2	
Ti _n	n=1–130	—	LPES	151	
TiO ₃	4.2	—	LPES	172	
UF ₅	3.7	0.2	CT	98	
UF ₆	5.1	0.2	CT	98	
UO ₃	<2.1	—	CT	98	
V _n	n=3–65	—	LPES	150	
VF ₄	3.5	0.2	CT	98	
VSi _n	n=3–6	—	LPES	357	
V ₂ O _n	n=3–7	—	LPES	246	
V ₂ Si _n	n=3–6	—			

REFERENCES

- Hotop, H., and Lineberger, W. C., *J. Phys. Chem. Ref. Data* 14, 731, 1985.
- Drzaic, P. S., Marks, J., and Brauman, J. I., in *Gas Phase Ion Chemistry*, Vol. 3, Bowers, M. T., Ed., Academic Press, Orlando, 1984, p. 167. The reference for C₆H₄ClO should read "Richardson et al., 1975c."
- Schulz, P. A., Mead, R. D., Jones, P. L., and Lineberger, W. C., *J. Chem. Phys.* 77, 1153, 1982.
- Chaibi, W., Peláez, R. J., Blondel, C., Drag, C., and Delsart, C., *Eur. Phys. J. D* 58, 29, 2010. EA(¹⁶O) = 1 178 467.6 ± 0.7 cm⁻¹, EA(³²S) = 16 752.975 3 ± 0.004 1 cm⁻¹, EA(³⁴S) = 16 752.977 6 ± 0.008 5 cm⁻¹, and EA(²⁸Si) = 11 207.294 ± 0.006 cm⁻¹. EAs given in the paper in eV were obtained using an older CODATA value for hc/e, which affects EA values in the Tables 1 in the final decimal place. See also Neumark, D. M., Lykke, K. R., Anderson, T., and Lineberger, W. C., *Phys. Rev. A* 32, 1890, 1985. EA(O) = 11 784.645 ± 0.008 cm⁻¹.
- Wenthold, P. G., Gunion, R. F., and Lineberger, W. C., *Chem. Phys. Lett.* 258, 101, 1996.
- Wenthold, P. G., Kim, J. B., Jonas, K. L., and Lineberger, W. C., *J. Phys. Chem. A* 101, 4472, 1997.
- Klein, R., McGinnis, R. P., and Leone, S. R., *Chem. Phys. Lett.* 100, 475, 1983.
- Arnold, D. W., Bradforth, S. E., Kitsopoulos, T. N., and Neumark, D. M., *J. Chem. Phys.* 95, 8753, 1991; linear C_n.
- Stevens, A. E., Fiegerle, C. S., and Lineberger, W. C., *J. Chem. Phys.* 78, 5420, 1983.
- Breyer, F., Frey, P., and Hotop, H., *Z. Phys. A* 300, 7, 1981.
- Oakes, J. M., and Ellison, G. B., *Tetrahedron* 42, 6263, 1986.
- Leopold, D. G., Murray, K. K., Miller, A. E. S., and Lineberger, W. C., *J. Chem. Phys.* 83, 4849, 1985.
- Oakes, J. M., Jones, M. E., Bierbaum, V. M., and Ellison, G. B., *J. Phys. Chem.* 87, 4810, 1983.
- Ellis, H. B., Jr., and Ellison, G. B., *J. Chem. Phys.* 78, 6541, 1983.
- Ramond, T. M., Blanksby, S. J., Kato, S., Bierbaum, V. M., Davico, G. E., Schwartz, R. L., Lineberger, W. C., and Ellison, G. B., *J. Phys. Chem. A* 106, 9641, 2002.
- Nimlos, M. E., and Ellison, G. B., *J. Chem. Phys.* 90, 2574, 1986.
- Kawamata, H., Negishi, Y., Kishi, R., Iwata, S., Nakajima, A., and Kaya, K., *J. Chem. Phys.* 105, 5369, 1996.
- McHugh, K. M., Eaton, J. G., Lee, G. H., Sarkas, H. W., Kidder, L. H., Snodgrass, J. T., Manaa, M. R., and Bowen, K. H., *J. Chem. Phys.* 91, 3792, 1989. See also Ref. 104.
- George, P. M., and Beauchamp, J. L., *Chem. Phys.* 36, 345, 1979. The lower limit given in this paper (3.4 eV) may be increased to 3.5 eV, as rapid charge transfer from HCO₂⁻ to WF₆ has since been observed (Miller, T. M., and Viggiano, A. A., unpublished).
- Burnett, S. M., Stevens, A. E., Fiegerle, C. S., and Lineberger, W. C., *Chem. Phys. Lett.* 100, 124, 1983.
- Moran, S., Ellis, H. B., DeFrees, D. J., McLean, A. D., and Ellison, G. B., *J. Am. Chem. Soc.* 109, 5996, 1987; Moran, S., Ellis, H. B., DeFrees, D. J., McLean, A. D., Paulson, S. E., and Ellison, G. B., *J. Am. Chem. Soc.* 109, 6004, 1987; see also Lykke, K. R., Neumark, D. M., Andersen, T., Trapa, V. J., and Lineberger, W. C., *J. Chem. Phys.* 87, 6842, 1987.
- Yacovitch, T. I., Garand, E., and Neumark, D. M., *J. Chem. Phys.* 130, 244309, 2009 for C₂H₃O (14,719 ± 9 cm⁻¹). EA(C₂D₃O) was deduced from this and the difference measured by Mead, R. D., Lykke, K. R., Lineberger, W. C., Marks, J., and Brauman, J. I., *J. Chem. Phys.* 81, 4883, 1984.
- Ellison, G. B., Engelking, P. C., and Lineberger, W. C., *J. Chem. Phys.* 86, 4873, 1982.
- Oakes, J. M., and Ellison, G. B., *J. Am. Chem. Soc.* 105, 2969, 1983.
- Ellison, G. B., and Oakes, J. M., *J. Am. Chem. Soc.* 106, 7734, 1984. EA(allyl) and EA(allyl-d₃) are 0.119 and 0.083 eV too low, respectively, in this work, according to Ref. 138. Therefore, EA(allyl-d₁) is likely too low by a similar amount.
- Gunion, R. F., Gilles, M. K., Polak, M. L., and Lineberger, W. C., *Int. J. Mass Spectrom. Ion Process.* 117, 601, 1992.
- Leopold, D. G., and Lineberger, W. C., *J. Chem. Phys.* 85, 51, 1986.
- Scheer, M., Bilodeau, R. C., Brodie, C. A., and Haugen, H. K., *Phys. Rev. A* 58, 2844, 1998.
- Miller, A. E. S., Fiegerle, C. S., and Lineberger, W. C., *J. Chem. Phys.* 87, 1549, 1987.
- Miller, T. M., Leopold, D. G., Murray, K. K., and Lineberger, W. C., *J. Chem. Phys.* 85, 2368, 1986.
- Miller, T. M., and Lineberger, W. C., *Chem. Phys. Lett.* 146, 364, 1988.
- Neumark, D. M., Lykke, K. R., Andersen, T., and Lineberger, W. C., *J. Chem. Phys.* 83, 4364, 1985.
- Leopold, D. G., Miller, T. M., and Lineberger, W. C., *J. Am. Chem. Soc.* 108, 178, 1986.
- Miller, A. E. S., Fiegerle, C. S., and Lineberger, W. C., *J. Chem. Phys.* 84, 4127, 1986.
- Murray, K. K., Miller, T. M., Leopold, D. G., and Lineberger, W. C., *J. Chem. Phys.* 84, 2520, 1986.
- Leopold, D. G., Miller, A. E. S., and Lineberger, W. C., *J. Am. Chem. Soc.* 108, 1379, 1986.
- Li, J., Li, X., Zhai, H. J., and Wang, L.-S., *Science* 299, 864, 2003; Hakkinen, H., Yoon, B., Landman, U., Li, X., Zhai, H. J., and Wang, L.-S., *J. Phys. Chem.* 107, 6168, 2003; Taylor, K. J., Pettiette-Hall, C. L., Cheshnovsky, O., and Smalley, R. E., *J. Chem. Phys.* 96, 3319, 1992; Handschuh, H., Cha, C.-Y., Bechthold, P. S., Ganteför, G., and Eberhardt, W., *J. Chem. Phys.* 102, 6406, 1995; Cha, C.-Y., Ganteför, G., and Eberhardt, W., *J. Chem. Phys.* 99, 6308, 1993; Ho, J., Ervin, K. M., and Lineberger, W. C., *J. Chem. Phys.* 93, 6987, 1990; Leopold, D. G., Ho, J., and Lineberger, W. C., *J. Chem. Phys.* 86, 1715, 1987; Pettiette, C. L., Yang, S. H., Craycraft, M. J., Conceicao, J., Laaksonen, R. T., Cheshnovsky, O., and Smalley, R. E., *J. Chem. Phys.* 88, 5377, 1988.
- Snodgrass, J. T., Coe, J. V., McHugh, K. M., Friedhoff, C. B., and Bowen, K. H., *J. Phys. Chem.* 93, 1249, 1989.
- Friedhoff, C. B., Snodgrass, J. T., Coe, J. V., McHugh, K. M., and Bowen, K. H., *J. Chem. Phys.* 84, 1051, 1986.
- Friedhoff, C. B., Coe, J. V., Snodgrass, J. T., McHugh, K. M., and Bowen, K. H., *Chem. Phys. Lett.* 124, 268, 1986.

41. Coe, J. V., Snodgrass, J. T., Friedhoff, C. B., McHugh, K. M., and Bowen, K. H., *J. Chem. Phys.* 84, 619, 1986.
42. Snodgrass, J. T., Coe, J. V., Friedhoff, C. B., McHugh, K. M., and Bowen, K. H., *Chem. Phys. Lett.* 122, 352, 1985.
43. Nimlos, M. R., and Ellison, G. B., *J. Am. Chem. Soc.* 108, 6522, 1986.
44. Petrunin, V., Andersen, H., Balling, P., and Andersen, T., *Phys. Rev. Lett.* 76, 744, 1996.
45. Andersen, T., Lykke, K. R., Neumark, D. M., and Lineberger, W. C., *J. Chem. Phys.* 86, 1858, 1987.
46. Murray, K. K., Lykke, K. R., and Lineberger, W. C., *Phys. Rev. A* 36, 699, 1987.
47. Chaibi, W., Delsart, C., Drag, C., and Blondel, C., *J. Mol. Spectrosc.* 239, 11, 2006. EA(³²SH) = 18669.543(12) cm⁻¹.
48. Stonemann, R. C., and Larson, D. J., *Phys. Rev. A* 35, 2928, 1987. EA(SeH) = 17,845.17 ± 0.20 cm⁻¹.
49. Nimlos, M. R., Harding, L. B., and Ellison, G. B., *J. Chem. Phys.* 87, 5116, 1987.
50. Moylan, C. R., Dodd, J. A., Han, C.-C., and Braumann, J. I., *J. Chem. Phys.* 86, 5350, 1987.
51. Chowdhury, S., Grimsrud, E. P., Heinis, T., and Kebarle, P., *J. Am. Chem. Soc.* 108, 3630, 1986.
52. Berzins, U., Gustafsson, M., Hanstorp, D., Klinkmueller, A. E., Ljungblad, U., Maartensson-Pendrill, A.-M., *Phys. Rev. A* 51, 231, 1995. EA(Cl) = 29138.59 ± 0.22 cm⁻¹.
53. Moran, S., and Ellison, G. B., *J. Phys. Chem.* 92, 1794, 1988.
54. Murray, K. K., Leopold, D. G., Miller, T. M., and Lineberger, W. C., *J. Chem. Phys.* 89, 5442, 1988.
55. Ervin, K. M., Ho, J., and Lineberger, W. C., *J. Chem. Phys.* 89, 4514, 1988.
56. Grimsrud, E. P., Chowdhury, S., and Kebarle, P., *J. Chem. Phys.* 83, 1059, 1985.
57. Fischer, C. F., *Phys. Rev. A* 39, 963, 1989.
58. Wickham-Jones, C. T., Ervin, K. M., Ellison, G. B., and Lineberger, W. C., *J. Chem. Phys.* 91, 2762, 1989.
59. Kryachko, E. S., Vinckier, C., and Nguyen, M. T., *J. Chem. Phys.* 114, 7911, 2001.
60. Mock, R. S., and Grimsrud, E. P., *J. Am. Chem. Soc.* 111, 2861, 1989.
61. Chowdhury, S., Heinis, T., Grimsrud, E. P., and Kebarle, P., *J. Phys. Chem.* 90, 2747, 1986. The uncertainty and other results are quoted in Ref. 60.
62. Wickham-Jones, C. T., Moran, S., and Ellison, G. B., *J. Chem. Phys.* 90, 795, 1989.
63. Ervin, K. M., Ho, J., and Lineberger, W. C., *J. Phys. Chem.* 92, 5405, 1988.
64. Miller, T. M., and Lineberger, W. C., *Int. J. Mass Spectrom. Ion Process.* 102, 239, 1990.
65. Wetzel, D. M., Salomon, K. E., Berger, S., and Brauman, J. I., *J. Am. Chem. Soc.* 111, 3835, 1989.
66. Crocker, L., Wang, T., and Kebarle, P., *J. Am. Chem. Soc.* 115, 7818, 1993.
67. Dillow, G. W., and Kebarle, P., *J. Am. Chem. Soc.* 111, 5592, 1989.
68. Gantefor, G., Gausa, M., Meiwes-Broer, K. H., and Lutz, H. O., *Z. Phys. D* 9, 253, 1988; Taylor, K. J., Petteitte, C. L., Craycraft, M. J., Chesnovsky, O., and Smalley, R. E., *Chem. Phys. Lett.* 152, 347, 1988.
69. Metz, R. B., Kitsopoulos, T., Weaver, A., and Neumark, D. M., *J. Chem. Phys.* 88, 1463, 1988.
70. Yang, S., Pettiette, C. L., Conceicao, J., Chesnovsky, O., and Smalley, R. E., *Chem. Phys. Lett.* 139, 233, 1987; Yang, S., Taylor, K. J., Craycraft, M. J., Conceicao, J., Pettiette, C. L., Chesnovsky, O., and Smalley, R. E., *Chem. Phys. Lett.* 144, 431, 1988; Arnold, D. W., Bradforth, S. E., Kitsopoulos, T. N., and Neumark, D. M., *J. Chem. Phys.* 95, 5479, 1991.
71. Chesnovsky, O., Yang, S., Pettiette, C. L., Craycraft, M. J., Liu, Y., and Smalley, R. E., *Chem. Phys. Lett.* 138, 119, 1987.
72. Liu, Y., Zhang, Q.-L., Tittel, F. K., Curl, R. F., and Smalley, R. E., *J. Chem. Phys.* 85, 7434, 1986.
73. Travers, M. J., Cowles, D. C., and Ellison, G. B., *Chem. Phys. Lett.* 164, 449, 1989.
74. Blondel, C., Cacciani, P., Delsart, C., and Trainham, R., *Phys. Rev. A* 40, 3698, 1989. EA(Br) = 27,129.170 ± 0.015 cm⁻¹ and EA(F) = 27,432.440 ± 0.025 cm⁻¹.
75. Bowen, K. H., and Eaton, J. G., in *The Structure of Small Molecules and Ions*, Naaman, R., and Vager, Z., Eds., Plenum, New York, 1988, pp. 147-169; Arnold, S. T., Eaton, J. G., Patel-Mistra, D., Sarkas, H. W., and Bowen, K. H., in *Ion and Cluster Ion Spectroscopy and Structure*, Maier, J. P., Ed., Elsevier Science, New York, 1989, p. 417.
76. Snodgrass, J. T., Coe, J. V., Friedhoff, C. B., McHugh, K. M., and Bowen, K. H., *Faraday Disc. Chem. Soc.* 88, 1988.
77. Lee, G. H., Arnold, S. T., Eaton, J. G., Sarkas, H. W., Bowen, K. H., Ludewigt, C., and Haberland, H., *Z. Phys. D - At., Mol. Clusters* 20, 9, 1991; Coe, J. V., Lee, G. H., Eaton, J. G., Arnold, S. T., Sarkas, H. W., Bowen, K. H., Ludewigt, C., Haberland, H., and Worsnop, D. R., *J. Chem. Phys.* 92, 3980, 1990.
78. Snodgrass, J. T., Coe, J. V., Freidhoff, C. B., McHugh, K. M., Arnold, S. T., and Bowen, K. H., *J. Phys. Chem.* 99, 9675, 1995.
79. Hendricks, J. H., de Clercq, H. L., Freidhoff, C. B., Arnold, S. T., Eaton, J. G., Fancher, C., Lyapustina, S. A., Snodgrass, J. T., and Bowen, K. H., *J. Chem. Phys.* 116, 7926, 2002.
80. Snodgrass, J. T., Coe, J. V., Friedhoff, C. B., McHugh, K. M., and Bowen, K. H., *J. Chem. Phys.* 88, 8014, 1988.
81. Coe, J. V., Snodgrass, J. T., Friedhoff, C. B., McHugh, K. M., and Bowen, K. H., *Chem. Phys. Lett.* 124, 274, 1986.
82. Eliav, E., Vilkas, M. J., Ishikawa, Y., and Kaldor, U., *J. Chem. Phys.* 123, 224113(5), 2005.
83. Ervin, K. M., Ho, J., and Lineberger, W. C., *J. Chem. Phys.* 91, 5974, 1989.
84. Polak, M. L., Fiala, B. L., Ervin, K. M., and Lineberger, W. C., *J. Chem. Phys.* 94, 6924, 1991.
85. Weaver, A., Arnold, D. W., Bradforth, S. E., Neumark, D. M., *J. Chem. Phys.* 94, 1740, 1991.
86. Zhai, H.-J., Kirian, B., Cui, L.-F., Li, X., Dixon, D. A., and Wang, L.-S., *J. Am. Chem. Soc.* 126, 16134, 2004.
87. Ervin, K. M., and Lineberger, W. C., *J. Phys. Chem.* 95, 1167, 1991.
88. Gilles, M. K., Polak, M. L., and Lineberger, W. C., *J. Chem. Phys.* 96, 8012, 1992.
89. Lykke, K. R., Murray, K. K., and Lineberger, W. C., *Phys. Rev. A* 43, 6104, 1991. EA(H) = 6082.99 ± 0.15 cm⁻¹ and EA(D) = 6086.2 ± 0.6 cm⁻¹.
90. Ervin, K. M., Gronert, S., Barlow, S. E., Gilles, M. K., Harrison, A. G., Bierbaum, V. M., DePuy, C. H., Lineberger, W. C., and Ellison, G. B., *J. Am. Chem. Soc.* 112, 5750, 1990.
91. Viggiano, A. A., Miller, T. M., Miller, A. E. S., Morris, R. A., Van Doren, J. M., and Paulson, J. F., *Int. J. Mass Spectrom. Ion Process.* 109, 327, 1991.
92. Peláez, R. J., Blondel, C., Delsart, C., and Drag, C., *J. Phys. B: At. Mol. Opt. Phys.* 42, 125001, 2009. EA(I) = 24,672.874 ± 0.029 cm⁻¹.
93. Polak, M. L., Gilles, M. K., and Lineberger, W. C., *J. Chem. Phys.* 96, 7191, 1992.
94. Bengali, A. A., Casey, S. M., Cheng, C.-L., Dick, J. P., Fenn, P. T., Villalta, P. W., and Leopold, D. G., *J. Am. Chem. Soc.* 114, 5257, 1992.
95. Gilles, M. K., Ervin, K. M., Ho, J., and Lineberger, W. C., *J. Phys. Chem.* 96, 1130, 1992.
96. Travers, M. J., Cowles, D. C., Clifford, E. P., and Ellison, G. B., *J. Am. Chem. Soc.* 114, 8699, 1992.
97. Bengali, A. A., and Leopold, D. G., *J. Am. Chem. Soc.* 114, 9192, 1992.
98. Rudnyi, E. B., Kaibicheva, E. A., and Sidorov, L. N., *Rapid Commun. Mass Spectrom.* 6, 356, 1992; Sidorov, L. N., *High Temp. Sci.* 29, 153, 1990. See also Srivastava, R. D., Uy, O. M., and Farber, M., *Trans. Faraday Soc.* 67, 2941, 1971.
99. Kitsopoulos, T. N., Chick, C. J., Zhao, Y., and Neumark, D. M., *J. Chem. Phys.* 95, 5479, 1991.
100. Arnold, C. C., Kitsopoulos, T. N., and Neumark, D. M., *J. Chem. Phys.* 99, 766, 1993.
101. Rudnyi, E. B., Kaibicheva, E. A., and Sidorov, L. N., *J. Chem. Thermodyn.* 25, 929, 1993.
102. Sarkas, H. W., Hendricks, J. H., Arnold, S. T., and Bowen, K. H., *J. Chem. Phys.* 100, 1884, 1994.
103. Villalta, P. W., and Leopold, D. G., *J. Chem. Phys.* 98, 7730, 1993.
104. Eaton, J. G., Sarkas, H. W., Arnold, S. T., McHugh, K. M., and Bowen, K. H., *Chem. Phys. Lett.* 193, 141, 1992. See also Ref. 18.
105. Polak, M. L., Gilles, M. K., Gunion, R. F., and Lineberger, W. C., *Chem. Phys. Lett.* 210, 55, 1993.
106. Gilles, M. K., Lineberger, W. C., and Ervin, K. M., *J. Am. Chem. Soc.* 115, 1031, 1993.

107. Casey, S. M., and Leopold, D. G., *Chem. Phys. Lett.* 201, 205, 1993.
108. Polak, M. L., Gerber, G., Ho, J., and Lineberger, W. C., *J. Chem. Phys.* 97, 8990, 1992.
109. Garand, E., Klein, K., Stanton, J. F., Zhou, J., Yacovitch, T. I., and Neumark, D. M., *J. Phys. Chem. A* 114, 1374, 2010.
110. Xu, C., Taylor, T. R., Burton, G. R., and Neumark, D. M., *J. Chem. Phys.* 108, 1395, 1998.
111. Bradforth, S. E., Kim, E. H., Arnold, D. W., and Neumark, D. M., *J. Chem. Phys.* 98, 800, 1993.
112. Ho, J., Polak, M. L., Ervin, K. M., and Lineberger, W. C., *J. Chem. Phys.* 99, 8542, 1993.
113. Brinkman, E. A., Berger, S., Marks, J., and Brauman, J. I., *J. Chem. Phys.* 99, 7586, 1993.
114. Casey, S. M., and Leopold, D. G., *J. Phys. Chem.* 97, 816, 1993.
115. McDonald, R. N., and Davidson, S. J., *J. Am. Chem. Soc.* 115, 10857, 1993.
116. Ho, J., Ervin, K. M., Polak, M. L., Gilles, M. K., and Lineberger, W. C., *J. Chem. Phys.* 95, 4845, 1991.
117. Ho, J., Polak, M. L., and Lineberger, W. C., *J. Chem. Phys.* 96, 144, 1992. See also Ref. 289.
118. Polak, M. L., Gilles, M. K., Ho, J., and Lineberger, W. C., *J. Phys. Chem.* 95, 3460, 1991.
119. Polak, M. L., Ho, J., Gerber, G., and Lineberger, W. C., *J. Chem. Phys.* 95, 3053, 1991. See also Ref. 363 confirmation of EA(Bi).
120. Sharpe, P., and Kebarle, P., *J. Am. Chem. Soc.* 115, 782, 1993.
121. Miller, T. M., Miller, A. E. S., Viggiano, A. A., Morris, R. A., and Paulson, J. F., *J. Chem. Phys.* 100, 7200, 1994. Accurate calculations have yielded a higher result (0.90 eV); see Lau, J. K.-C. and Li, W.-K., *J. Mol. Struct. (Theochem)* 578, 221, 2002.
122. Berkovits, D., Boaretto, E., Gehlberg, S., Heber, O., and Paul, M., *Phys. Rev. Lett.* 75, 414, 1995.
123. Arnold, C. C., Xu, C., Burton, G. R., and Neumark, D. M., *J. Chem. Phys.* 102, 6982, 1995; Burton, G. R., Xu, C., Arnold, C. C., and Neumark, D. M., *J. Chem. Phys.* 104, 2757, 1996.
124. Xu, C., de Beer, E., and Neumark, D. M., *J. Chem. Phys.* 104, 2749, 1996.
125. Gunion, R. F., Koppel, H., Leach, G. W., and Lineberger, W. C., *J. Chem. Phys.* 103, 1250, 1995.
126. Gunion, R. F., and Lineberger, W. C., *J. Phys. Chem.* 100, 4395, 1996.
127. Gunion, R. F., Dixon-Warren, St. J., and Lineberger, W. C., *J. Chem. Phys.* 104, 1765, 1996.
128. Dixon-Warren, St. J., Gunion, R. F., and Lineberger, W. C., *J. Chem. Phys.* 104, 4902, 1996.
129. Nakajima, A., Zhang, N., Kawamata, H., Hayase, T., Nakao, K., and Kaya, K., *Chem. Phys. Lett.* 241, 295, 1995; Nakajima, A., Taguwa, T., Nakao, K., Hoshino, K., Iwata, S., and Kaya, K., *J. Chem. Phys.* 102, 660, 1995.
130. Fan, J., and Wang, L.-S., *J. Chem. Phys.* 102, 8714, 1995.
131. Arnold, D. W., Bradforth, S. E., Kim, E. H., and Neumark, D. M., *J. Chem. Phys.* 102, 3493, 1995; Zhao, Y., Arnold, C. C., and Neumark, D. M., *J. Chem. Soc. Faraday Trans. 2* 89, 1449, 1992.
132. Fan, J., Lou, L., and Wang, L.-S., *J. Chem. Phys.* 102, 2701, 1995.
133. Sarkas, H. W., Hendricks, J. H., Arnold, S. T., Slager, V. L., and Bowen, K. H., *J. Chem. Phys.* 100, 3358, 1994.
134. Kato, S., Lee, H. S., Gareyev, R., Wenthold, P. G., Lineberger, W. C., DePuy, C. H., and Bierbaum, V. M., *J. Am. Chem. Soc.* 119, 7863, 1997. See also Miller, T. M., Viggiano, A. A., and Miller, A. E. S., *J. Phys. Chem. A* 106, 10200, 2002.
135. Wenthold, P. G., Hu, J., Squires, R. R., and Lineberger, W. C., *J. Am. Chem. Soc.* 118, 475, 1996.
136. Gunion, R. F., Karney, W., Wenthold, P. G., Borden, W. T., and Lineberger, W. C., *J. Am. Chem. Soc.* 118, 5074, 1996. The numbers in the abstract for 1,6-heptadiyne were misprinted. EA(cycloheptatrienide) quoted here derives from the LPES data combined with other thermochemical data in Ref. 136.
137. Xu, C., de Beer, E., Arnold, D. W., Arnold, C. C., and Neumark, D. M., *J. Chem. Phys.* 101, 5406, 1996.
138. Wenthold, P. G., Polak, M. L., and Lineberger, W. C., *J. Phys. Chem.* 100, 6920, 1996.
139. Wenthold, P. G., Kim, J. B., and Lineberger, W. C., *J. Am. Chem. Soc.* 119, 1354, 1997.
140. Eliav, E., Kaldor, U., Ishikawa, Y., and Pyykko, P., *Phys. Rev. Lett.* 77, 5350, 1996.
141. Davies, B. J., Ingram, C. W., Larson, D. J., and Ljungblad, U., *J. Chem. Phys.* 106, 5783, 1997. EA(Ir) = $12,613 \pm 4$ cm⁻¹.
142. Smith, J. R., Kim, J. B., and Lineberger, W. C., *Phys. Rev. A* 55, 2036, 1997. EA(OH) = $14,741.02 \pm 0.03$ cm⁻¹. Schulz, P. A., Mead, R. D., Jones, P. L., and Lineberger, W. C., *J. Chem. Phys.* 77, 1153, 1982. EA(OD) = $14,723.92 \pm 0.30$ cm⁻¹. See also Rudmin, J. D., Ratliff, L. P., Yukich, J. N., and Larson, D. J., *J. Phys. B: At. Mol. Opt. Phys.* 29, L881, 1996.
143. Desai, S. R., Wu, H., Rohlfing, C. M., and Wang, L.-S., *Int. J. Chem. Phys.* 106, 1309, 1997.
144. Wenthold, P. G., Jonas, K.-L., and Lineberger, W. C., *J. Chem. Phys.* 106, 9961, 1997.
145. Yang, J., Wang, X.-B., Xing, X.-P., and Wang, L.-S., *J. Chem. Phys.* 128, 201102, 2008.
146. Moravec, V. D., and Jarrold, C. C., *J. Chem. Phys.* 108, 1804, 1998.
147. Wang, X.-B., Ding, C.-F., and Wang, L.-S., *J. Phys. Chem. A* 101, 7699, 1997.
148. Wenthold, P. G., and Lineberger, W. C., *J. Am. Chem. Soc.* 119, 7772, 1997.
149. Wang, L.-S., Li, X., and Zhang, H.-F., *Chem. Phys.* 262, 53, 2000; Wang, L.-S., Cheng, H.-S., and Fan, J., *J. Chem. Phys.* 102, 9480, 1995.
150. Wu, H., Desai, S. R., and Wang, L.-S., *Phys. Rev. Lett.* 77, 2436, 1996.
151. Liu, S.-R., Zhai, H.-J., Castro, M., and Wang, L.-S., *J. Chem. Phys.* 118, 2108, 2003.
152. Gutsev, G. L., Bauschlicher, C. W., Zhai, H.-J., and Wang, L.-S., *J. Chem. Phys.* 119, 11135, 2003; Wang, L.-S., Wu, H., and Desai, S. R., *Phys. Rev. Lett.* 76, 4853, 1996.
153. Robinson, M. S., Polak, M. L., Bierbaum, V. M., DePuy, C. H., and Lineberger, W. C., *J. Am. Chem. Soc.* 117, 6766, 1995.
154. Clifford, E. P., Wenthold, P. G., Lineberger, W. C., Petersson, G. A., and Ellison, G. B., *J. Phys. Chem.* 101, 4338, 1997.
155. Seburg, R. A., and Squires, R. R., *Int. J. Mass Spectrom. Ion Process.* 167/168, 541, 1997.
156. Wang, X.-B., and Wang, L.-S., *Chem. Phys. Lett.* 313, 179, 1999.
157. Marcy, T. P., and Leopold, D. G., *Int. J. Mass Spectrom.* 195/196, 653, 2000.
158. Gutsev, G. L., Rao, B. K., Jena, P., Li, X., and Wang, L.-S., *J. Chem. Phys.* 113, 1473, 2000.
159. Negishi, Y., Yasuike, T., Hayakawa, F., Kizawa, M., Yabushita, S., and Nakajima, A., *J. Chem. Phys.* 113, 1725, 2000.
160. Klopčič, S. A., Moravec, V. D., and Jarrold, C. C., *J. Chem. Phys.* 110, 8986, 1999.
161. Boldyrev, A. I., Simons, J., Li, X., Chen, W., and Wang, L.-S., *J. Chem. Phys.* 110, 8980, 1999.
162. Taylor, T. R., Asmis, K. R., Zanni, M. T., and Neumark, D. M., *J. Chem. Phys.* 110, 7607, 1999.
163. Boldyrev, A., Li, X., and Wang, L.-S., *J. Chem. Phys.* 112, 3627, 2000.
164. Defrançois, C., Périquet, V., Lyapustina, S. A., Lippa, T. P., Robinson, D. W., Bowen, K. H., Nonaka, H., and Compton, R. N., *J. Chem. Phys.* 111, 4569, 1999.
165. Dobrin, S., Boo, B. H., Alconcel, L. S., and Continetti, R. E., *J. Phys. Chem. A* 104, 10695, 2000.
166. Schwartz, R. L., Davico, G. E., and Lineberger, W. C., *J. Electron Spectrosc. Relat. Phenom.* 108, 163, 2000.
167. Kim, J. B., Wenthold, P. G., and Lineberger, W. C., *J. Phys. Chem.* 103, 10833, 1999.
168. Davico, G. E., Ramond, T. M., and Lineberger, W. C., *J. Chem. Phys.* 113, 8852, 2000.
169. Green, S. M. E., Alex, S., Fleischer, N. L., Millam, E. L., Marcy, T. P., and Leopold, D. G., *J. Chem. Phys.* 114, 2653, 2001.
170. Wu, H., and Wang, L.-S., *J. Chem. Phys.* 108, 5310, 1998.
171. Wu, H., and Wang, L.-S., *J. Phys. Chem. A* 102, 9129, 1998.
172. Wu, H., and Wang, L.-S., *J. Chem. Phys.* 107, 8221, 1997.
173. Thomas, O. C., Xu, S. J., Lippa, T. P., and Bowen, K. H., *J. Clust. Sci.* 10, 525, 1999.
174. Wang, L.-S., private communication quoted in Ref. 169.
175. Marcy, T. P., Ph.D. dissertation, quoted in Ref. 169.
176. Alex, S., Green, M. E., and Leopold, D. G., unpublished, quoted in Ref. 169.

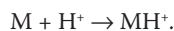
177. Wang, X.-B., Wang, L.-S., Brown, R., Schwerdtfeger, P., Schröder, D., and Schwarz, H., *J. Chem. Phys.* 114, 7388, 2001.
178. Kim, J. H., Li, X., Wang, L.-S., de Clercq, H. L., Fancher, C. A., Thomas, O. C., and Bowen, K. H., *J. Phys. Chem. A* 105, 5709, 2001.
179. Moravec, V. D., Klopčič, S. A., Chatterjee, B., and Jarrold, C. C., *Chem. Phys. Lett.* 341, 313, 2001.
180. Zengin, V., Persson, B. J., Strong, K. M., and Continetti, R. E., *J. Chem. Phys.* 105, 9740, 1996.
181. Kietzmann, H., Morenzin, J., Bechthold, P. S., Ganteför, G., and Eberhardt, W., *J. Chem. Phys.* 109, 2275, 1998.
182. Xu, C., Taylor, T. R., Burton, G. R., and Neumark, D. M., *J. Chem. Phys.* 108, 7645, 1998.
183. Williams, W. W., Carpenter, D. L., Covington, A. M., Koepnick, M. C., Calabrese, D., and Thompson, J. S., *J. Phys. B: At. Mol. Opt. Phys.* 31, L341, 1998.
184. Covington, A. M., Calabrese, D., Thompson, J. S., and Kvale, T. J., *J. Phys. B: At. Mol. Opt. Phys.* 31, L855, 1998. High-level calculations imply $EA(La) \approx 0.545$ eV; see O'Malley, S. M., and Beck, D. R., *Phys. Rev. A* 79, 012511, 2009.
185. Haefliger, G., Hanström, D., Kiyan, I., Klinkmueller, A. E., Ljungblad, U., and Pegg, D. J., *Phys. Rev. A* 53, 4127, 1996. $EA(Li) = 4984.90 \pm 0.17$ cm⁻¹.
186. Chen, H. L., Ellis, Jr., P. E., Wijesekera, T., Hagan, T. E., Groh, S. E., Lyons, J. E., and Ridge, D. P., *J. Am. Chem. Soc.* 116, 1086, 1994.
187. Deyler, H.-J., Alconcel, L. S., and Continetti, R. E., *J. Phys. Chem. A* 105, 552, 2001.
188. Blanksby, S. J., Ramond, T. M., Davico, G. E., Nimlos, M. R., Kato, S., Bierbaum, V. M., Lineberger, W. C., Ellison, G. B., and Okumura, M., *J. Am. Chem. Soc.* 123, 9585, 2001.
189. Asmis, K. R., Taylor, T. R., Xu, C., and Neumark, D. M., *Chem. Phys. Lett.* 295, 75, 1998.
190. Schäfer-Bung, B., Engels, B., Taylor, T. R., Neumark, D. M., Botschwina, P., and Peric, M., *J. Chem. Phys.* 115, 1777, 2001.
191. Scheer, M., Bilodeau, R. C., and Haugen, H. K., *Phys. Rev. Lett.* 80, 2562, 1998.
192. Taylor, T. R., Gómez, H., Asmis, K. R., and Neumark, D. M., *J. Chem. Phys.* 115, 4620, 2001.
193. Asmis, K. R., Taylor, T. R., and Neumark, D. M., *J. Chem. Phys.* 111, 8838, 1999 and 111, 10491, 1999.
194. Ramond, T. M., Davico, G. E., Schwartz, R. L., and Lineberger, W. C., *J. Chem. Phys.* 112, 1158, 2000.
195. Petrunin, V. V., Voldstad, J. D., Balling, P., Kristensen, P., Andersen, T., and Haugen, H. K., *Phys. Rev. Lett.* 75, 1911, 1995.
196. Dzuba, V. A., and Gribakin, G. F., *J. Phys. B: At. Mol. Opt. Phys.* 31, L483, 1998.
197. Ervin, K. M., Ramond, T. M., Davico, G. E., G. E., Schwartz, R. L., Casey, S. M., and Lineberger, W. C., *J. Phys. Chem.* 105, 10822, 2001.
198. Lippa, T. P., Xu, S.-J., Lyapustina, S. A., and Bowen, K. H., *J. Chem. Phys.* 109, 9263, 1998.
199. Turner, N. J., Martel, A. A., and Waller, I. M., *J. Phys. Chem.* 98, 474, 1994.
200. Lippa, T. P., Xu, S.-J., Lyapustina, S. A., Nilles, J. M., and Bowen, K. H., *J. Chem. Phys.* 109, 10727, 1998.
201. Wang, X.-B., Woo, H.-K., Wang, L.-S., *J. Chem. Phys.* 123, 051106, 2005.
202. Boltalina, O. V., Sidorov, L. N., Sukhanova, E. V., and Sorokin, I. D., *Chem. Phys. Lett.* 230, 567, 1994.
203. Clifford, E. P., Wenthold, P. G., Lineberger, W. C., Ellison, G. B., Wang, C. X., Grabowski, J. J., Vila, F., and Jordan, K. D., *J. Chem. Soc. Perkin Trans. 2*, 1015, 1998.
204. Spaniel, P., Matejčík, S., and Smith, D., *J. Phys. B: At. Mol. Phys.* 28, 2941, 1995. See Miller, A. E. S., Miller, T. M., Viggiano, A. A., Morris, R. A., Van Doren, J. M., Arnold, S. T., and Paulson, J. F., *J. Chem. Phys.* 102, 8865, 1995 for interpretation in terms of $EA(SF_5)$.
205. Kinghorn, D. B., and Adamowicz, L., *J. Chem. Phys.* 106, 4589, 1997. $EA(H) = 6083.0994$ cm⁻¹, $EA(D) = 6086.7137$ cm⁻¹, and $EA(T) = 6087.9168$ cm⁻¹.
206. Xi, L., and Wang, L.-S., *J. Chem. Phys.* 109, 5264, 1998.
207. Ephraim, E., Shmulyian, S., Kaldor, U., and Isikawa, Y., *J. Chem. Phys.* 109, 3954, 1998. Also $EA(La) = 0.35$ eV.
208. Scheer, M., Bilodeau, R. C., Thøgersen, J., and Haugen, H. K., *Phys. Rev. A* 57, R1493, 1998.
209. Kim, J. B., Wenthold, P. G., and Lineberger, W. C., *J. Chem. Phys.* 108, 830, 1998.
210. Kishi, R., Kawamata, H., Negishi, Y., Iwata, S., Nakajima, A., and Kaya, K., *J. Chem. Phys.* 107, 10029, 1997.
211. Adams, C. L., Schneider, H., Ervin, K. M. and Weber, J. M., *J. Chem. Phys.* 130, 074307, 2009. Earlier work by Compton, R. N., Carman, Jr., H. S., Desfrancois, C., Abdoul-Carmine, J., Schermann, J. P., Hendricks, J. H., Lyapustina, S. A., and Bowen, K. H., *J. Chem. Phys.* 105, 3472, 1996, found $EA(CD_3NO_2)$ to be 0.02 eV lower than $EA(CH_3NO_2)$. High-level calculations yield 0.172 ± 0.006 eV; see Bull, J. N., MacLagan, R. G. A. R., and Harland, P. W., *J. Phys. Chem. A* 114, 3622, 2010.
212. Yourshaw, I., Zhao, Y., and Neumark, D. M., *J. Chem. Phys.* 105, 351, 1996.
213. Gausa, M., Kaschner, R., Seifert, G., Faehrmann, J. H., Lutz, H. O., and Meiwes-Broer, K., *J. Chem. Phys.* 104, 9719, 1996.
214. Wu, H., and Wang, L.-S., *J. Chem. Phys.* 107, 16, 1997.
215. Radisic, D., Xu, S., and Bowen, K. H., *Chem. Phys. Lett.* 354, 9, 2002.
216. Pramann, A., and Rademann, K., *Chem. Phys. Lett.* 343, 99, 2001.
217. Gómez, H., Taylor, T. R., and Neumark, D. M., *J. Phys. Chem. A* 105, 6886, 2001.
218. Gómez, H., Taylor, T. R., Zhao, Y., and Neumark, D. M., *J. Chem. Phys.* 117, 8644, 2002.
219. Nimlos, M. R., Davico, G., Geise, C. M., Wenthold, P. G., Lineberger, W. C., Blanksby, S. J., Hadad, C. M., Petersson, G. A., and Ellison, G. B., *J. Chem. Phys.* 117, 4323, 2002.
220. Koyasu, K., Mitsui, M., Nakajima, A., and Kaya, K., *Chem. Phys. Lett.* 358, 224, 2002.
221. Zhai, H.-J., Wang, L.-S., Alexandrova, A. N., Boldyrev, A. I., and Zakrzewski, V. G., *J. Phys. Chem. A* 107, 9319, 2003.
222. Schiedt, J., and Weinkauff, R., *Z. Naturforsch. A* 50, 1041, 1995. See also Ervin, K. M., Anusiewicz, I., Skurski, P., Simons, J., and Lineberger, W. C., *J. Phys. Chem. A* 107, 8521, 2003 [$EA(O_2) = 0.448 \pm 0.006$ eV].
223. Davis, V. T., and Thompson, J. S., *J. Phys. B* 34, L433, 2001. Recent high-level calculations give $EA(Lu) = 0.029$ eV; see Ref. 343.
224. Li, X., Zhai, H.-J., and Wang, L.-S., *Chem. Phys. Lett.* 357, 415, 2002.
225. Davis, V. T., and Thompson, J. S., *J. Phys. B: At. Mol. Opt. Phys.* 35, L11, 2002. High-level calculations imply $EA(Pr) \approx 0.177$ eV; see O'Malley, S. M., and Beck, D. R., *Phys. Rev. A* 78, 012510, 2008.
226. Goldfarb, F., Drag, C., Chaibi, W., Kröger, S., Blondel, C., and Delsart, C., *J. Chem. Phys.* 122, 014308, 2005. $EA(OH) = 14740.982(7)$ cm⁻¹.
227. Blondel, C., Delsart, C., and Goldfarb, F., *J. Phys. B* 34, L281, 2001. $EA(F) = 27432.446(19)$ cm⁻¹.
228. Fancher, C. A., de Clercq, H. L., and Bowen, K. H., *Chem. Phys. Lett.* 366, 197, 2002.
229. Jin, C., Taylor, K. J., Conceicao, J., and Smalley, R. E., *Chem. Phys. Lett.* 175, 17, 1990.
230. Schiedt, J., Knott, W. J., Le Barbu, K., Schlag, E. W., and Weinkauff, R., *J. Chem. Phys.* 113, 9470, 2000.
231. Song, J. K., Lee, N. K., Kim, J. H., Han, S. Y., and Kim, S. K., *J. Chem. Phys.* 119, 3071, 2003.
232. Davico, G. E., Schwartz, R. L., Ramond, T. M., and Lineberger, W. C., *J. Amer. Chem. Soc.* 121, 6047, 1999.
233. Andrews, D. H., Gianola, A. J., and Lineberger, W. C., *J. Chem. Phys.* 117, 4074, 2002.
234. Schwartz, R. L., Davico, G. E., Kim, J. B., and Lineberger, W. C., *J. Chem. Phys.* 112, 4966, 2000.
235. Schwartz, R. L., Davico, G. E., Ramond, T. M., and Lineberger, W. C., *J. Phys. Chem. A* 103, 8213, 1999.
236. Schiedt, J., and Weinkauff, R., *Chem. Phys. Lett.* 274, 18, 1997.
237. Goebbert, D. J., Pichugin, K., Khuseynov, D., Wenthold, P. G., and Sanov, A., *J. Chem. Phys.* 132, 224301, 2010.
238. Geske, G. D., Boldyrev, A. I., Li, X., and Wang, L.-S., *J. Chem. Phys.* 113, 5130, 2000.
239. Cannon, N. A., Boldyrev, A. I., Li, X., and Wang, L.-S., *J. Chem. Phys.* 113, 2671, 2000.
240. Wang, X.-B., Yang, X., and Wang, L.-S., *J. Chem. Phys.* 116, 561, 2002.
241. Gutsev, G. L., Jena, P., Zhai, H.-J., and Wang, L.-S., *J. Chem. Phys.* 115, 7935, 2001.

242. Yang, X., Wang, X.-B., and Wang, L.-S., *J. Chem. Phys.* 115, 2889, 2001.
243. Zhai, H.-J., Liu, S.-R., Li, X., and Wang, L.-S., *J. Chem. Phys.* 115, 5170, 2001.
244. Li, X., Wang, L.-S., Cannon, N. A., and Boldyrev, A. I., *J. Chem. Phys.* 116, 1330, 2002.
245. Zhai, H.-J., Wang, L.-S., Alexandrova, A. N., and Boldyrev, A. I., *J. Chem. Phys.* 117, 7917, 2002.
246. Zhai, H.-J., and Wang, L.-S., *J. Chem. Phys.* 117, 7882, 2002.
247. Liu, S.-R., Zhai, H.-J., and Wang, L.-S., *J. Chem. Phys.* 117, 9758, 2002.
248. Mitsui, M., Nakajima, A., and Kaya, K., *J. Chem. Phys.* 117, 9740, 2002.
249. Yang, X., Wang, X.-B., Wang, L.-S., Niu, S., and Ichiye, T., *J. Chem. Phys.* 119, 8311, 2003.
250. Kim, J., Lee, H. M., Suh, S. B., Majumdar, D., and Kim, K. S., *J. Chem. Phys.* 113, 5259, 2000.
251. Liu, S. R., Zhai, H. J., and Wang, L.-S., *Phys. Rev. B* 64, 153402, 2001.
252. Zhai, H. J., Yang, X., Wang, X. B., Wang, L.-S., Elliott, B., and Boldyrev, A. I., *J. Am. Chem. Soc.* 124, 6742, 2002.
253. Zhai, H. J., Wang, L.-S., Kuznetsov, A. E., and Boldyrev, A. I., *J. Phys. Chem. A* 106, 5600, 2002.
254. Drechsler, G., and Boesl, U., *Int. J. Mass Spectrom.* 228, 1067, 2003.
255. Illenberger, E., Comita, P. B., Brauman, J. I., Fenzlaff, H. P., Heni, M., Heinrich, N., Koch, W., and Fenking, G., *Ber. Bunsen-Ges. Phys. Chem.* 89, 1026, 1985; Jackson, R. L., Pellerite, M. J., and Brauman, J. I., *J. Am. Chem. Soc.* 103, 1802, 1981.
256. Miller, T. M., Friedman, J. F., and Viggiano, A. A., *J. Chem. Phys.* 120, 7024, 2004.
257. Miller, T. M., Van Doren, J. M., and Viggiano, A. A., *Int. J. Mass Spectrom.* 233, 67, 2004.
258. Van Doren, J. M., McSweeney, S. A., Hargus, M. D., Kerr, D. M., Miller, T. M., Arnold, S. T., and Viggiano, A. A., *Int. J. Mass Spectrom.* 228, 541, 2003.
259. Van Doren, J. M., Miller, T. M., and Viggiano, A. A., *J. Chem. Phys.* 123, 114303, 2005.
260. Miller, T. M., and Viggiano, A. A., *Phys. Rev. A* 71, 012702, 2005.
261. Haeffler, G., Klinkmueller, A. E., Rangell, J., Berzinsh, U., and Hanstorp, D., *Z. Phys. D* 38, 211, 1996.
262. Bilodeau, R. C., and Haugen, H. K., *Phys. Rev. A* 64, 024501, 2001.
263. Miller, T. M., Viggiano, A. A., Friedman, J. F., and Van Doren, J. M., *J. Chem. Phys.* 121, 9993, 2004.
264. Davis, V. T., and Thompson, J. S., *Phys. Rev. A* 65, 010501, 2001. Theoretical work implies that the measured EA(Tm) was actually for a long-lived excited anion state, and that Tm does not form a stable anion. See O'Malley, S. M., and Beck, D. R., *Phys. Rev. A* 70, 022502, 2004.
265. Gianola, A. J., Ichino, T., Hoenigman, R. L., Kato, S., Bierbaum, V. M., and Lineberger, W. C., *J. Phys. Chem. A* 108, 10326, 2004.
266. Staneke, P. O., Groothuis, G., Ingemann, S., and Nibbering, N. M. M., *Int. J. Mass Spectrom. Ion Process.* 142, 83, 1995. A Gaussian-3 calculation yields $EA(CCl_4) = 0.994$ eV [Ed.].
267. Meloni, G., Ferguson, M. J., and Neumark, D. M., *Phys. Chem. Chem. Phys.* 5, 4073, 2003.
268. Davis, V. T., and Thompson, J. S., *J. Phys. B: At. Mol. Opt. Phys.* 37, 1961, 2004.
269. Walter, C. W., Gibson, N. D., Janczak, C. M., Starr, K. A., Snedden, A. P., Field III, R. L., and Andersson, P., *Phys. Rev. A* 76, 052702, 2007.
270. Ando, N., Kokubo, S., Mitsui, M., and Nakajima, A., *Chem. Phys. Lett.* 389, 279, 2004.
271. Zhai, H.-J., and Wang, L.-S., *J. Chem. Phys.* 120, 8996, 2004.
272. Surber, E., and Sanov, A., *J. Chem. Phys.* 116, 5921, 2002.
273. Dzuba, V. A., and Gribakin, G. F., *Phys. Rev. A* 55, 2443, 1997.
274. Meloni, G., Sheehan, S. M., Ferguson, M. J., and Neumark, D. M., *J. Phys. Chem. A* 108, 9750, 2004.
275. Zhai, H.-J., Li, J., and Wang, L.-S., *J. Chem. Phys.* 121, 8369, 2004.
276. Wu, X., Qin, X., Xie, H., Cong, R., Wu, X., Tang, Z., and Fan, H., *J. Chem. Phys.* 133, 044303, 2010.
277. Kim, J., Kelley, J. A., Ayotte, P., Nielsen, S. B., Weddle, G. H., and Johnson, M. A., *J. Am. Soc. Mass Spectrom.* 10, 810, 1999.
278. Misaizu, F., Tsunoyama, H., Yasumura, Y., Ohshimo, K., and Ohno, K., *Chem. Phys. Lett.* 389, 241, 2004. See also Ref. 236 for comments on $EA(CS_2)$.
279. Meloni, G., Sheehan, S. M., and Neumark, D. M., *J. Chem. Phys.* 122, 074317, 2005.
280. Yoder, B. L., Maze, J. T., Raghavachari, K., and Jarrold, C. C., *J. Chem. Phys.* 122, 094313, 2005.
281. Ervin, K. M., and Lineberger, W. C., *J. Chem. Phys.* 122, 194303, 2005.
282. Ichino, T., Gianola, A. J., Andrews, D. H., and Lineberger, W. C., *J. Phys. Chem. A* 108, 11307, 2004. See also Ref. 373.
283. Das, U., Raghavachari, K., and Jarrold, C. C., *J. Chem. Phys.* 122, 014313, 2005.
284. Schiedt, J., and Weinkauff, R., *J. Chem. Phys.* 110, 304, 1999.
285. Le Barbu, K., Schiedt, J., Weinkauff, R., Schlag, E. W., Nilles, J. M., Xu, S.-J., Thomas, O. C., and Bowen, J. H., *J. Chem. Phys.* 116, 9663, 2002. Uncertainties not stated.
286. Schiedt, J., and Weinkauff, R., *Chem. Phys. Lett.* 266, 201, 1997. The uncertainty for $EA(\text{anthracene})$ quoted as ± 0.008 eV in a later paper (Ref. 230).
287. Chatterjee, B., Akin, F. A., Jarrold, C. C., and Raghavachari, K., *J. Phys. Chem. A* 109, 6880, 2005.
288. Zhai, H.-J., Kiran, B., Dai, B., Li, J., and Wang, L.-S., *J. Am. Chem. Soc.* 127, 12098, 2005.
289. Moravec, V. D., Klopčič, S. A., and Jarrold, C. C., *J. Chem. Phys.* 110, 5079, 1999.
290. Klopčič, S. A., Moravec, V. D., and Jarrold, C. C., *J. Chem. Phys.* 110, 10216, 1999.
291. Moravec, V. D., and Jarrold, C. C., *J. Chem. Phys.* 112, 792, 2000.
292. Moravec, V. D., and Jarrold, C. C., *J. Chem. Phys.* 113, 1035, 2000.
293. Chatterjee, B., Akin, F. A., Jarrold, C. C., and Raghavachari, K., *J. Chem. Phys.* 119, 10591, 2003.
294. Schröder, D., Brown, R., Schwerdtfeger, P., Wang, X. B., Yang, X., Wang, L. S., and Schwarz, H., *Angew. Chem. Int. Ed.* 42, 311, 2003.
295. Zheng, W., Nilles, J. M., Thomas, O. C., and Bowen, K. H., *J. Chem. Phys.* 122, 044306, 2005.
296. Duan, X., Burggraf, L. W., Weeks, D. E., Davico, G. E., Schwartz, R. L., and Lineberger, W. C., *J. Chem. Phys.* 116, 3601, 2002.
297. Meloni, G., Sheehan, S. M., Parsons, B. F., and Neumark, D. M., *J. Phys. Chem. A* 110, 3527, 2006.
298. Alexandrova, A. N., Boldyrev, A. I., Zhai, H.-J., and Wang, L.-S., *J. Chem. Phys.* 122, 054313, 2005.
299. Davico, G. E., Schwartz, R. L., Raymond, T. M., and Lineberger, W. C., *J. Phys. Chem. A* 103, 6167, 1999. $EA(WO_2)$ may be lower than 1.998 eV by either 0.040 eV or 0.080 eV depending on the precise assignment of structures in the photoelectron spectrum.
300. Huang, X., Zhai, H.-J., Li, J., and Wang, L.-S., *J. Phys. Chem. A* 110, 85, 2006.
301. Zhai, H.-J., Wang, L.-S., Zubarev, D. Yu., and Boldyrev, A. I., *J. Phys. Chem. A* 110, 1689, 2006.
302. Sheehan, S. M., Meloni, G., Parsons, B. F., Wehres, N., and Neumark, D. M., *J. Chem. Phys.* 124, 064303, 2006.
303. Tschurl, M., and Boesl, U., *Int. J. Mass Spectrom.* 249/250, 364, 2006.
304. Nee, M. J., Osterwalder, A., Zhou, J., and Neumark, D. M., *J. Chem. Phys.* 125, 014306, 2006.
305. Zanni, M. T., Taylor, T. R., Greenblatt, B. J., Soep, B., and Neumark, D. M., *J. Chem. Phys.* 110, 3748, 1997.
306. Zhai, H.-J., and Wang, L.-S., *J. Chem. Phys.* 125, 164315, 2006.
307. Waters, T., Woo, H.-K., Wang, X.-B., and Wang, L.-S., *J. Am. Chem. Soc.* 128, 4282, 2006.
308. Calvi, R. M. D., Andrews, D. H., and Lineberger, W. C., *Chem. Phys. Lett.* 442, 12, 2007.
309. Parsons, B. F., Sheehan, S. M., Yen, T. A., Neumark, D. M., Wehres, N., and Weinkauff, R., *Phys. Chem. Chem. Phys.* 9, 3291, 2007.
310. Yu, W., Lin, Z., and Ding, C., *J. Chem. Phys.* 126, 114301, 2007.
311. Zhou, J., Garand, E., Eisfeld, W., and Neumark, D. M., *J. Chem. Phys.* 127, 034304, 2007.
312. Zheng, W., Li, X., Eustis, S., Grubisic, A., Thomas, O., de Clercq, H., and Bowen, K., *Chem. Phys. Lett.* 444, 232, 2007.
313. Mitsui, M., Ando, N., and Nakajima, A., *J. Phys. Chem. A* 111, 9644, 2007.
314. Zhou, J., Garand, E., and Neumark, D. M., *J. Chem. Phys.* 127, 154320, 2007. The measured values are $EA(C_4D) = 28478(10)$ cm^{-1} and $EA(C_4H) = 28497(8)$ cm^{-1} .

315. Sheehan, S. M., Parsons, B. F., Zhou, J., Garand, E., Yen, T. A., Moore, D. T., and Neumark, D. M., *J. Chem. Phys.* 128, 034301, 2008.
316. Ichino, T., Andrews, D. H., Rathbone, G. J., Misaizu, F., Calvi, R. M. D., Wren, S. W., Kato, S., Bierbaum, V. M., and Lineberger, W. C., *J. Phys. Chem. B* 112, 545, 2008.
317. Sheehan, S. M., Parsons, B. F., Yen, T. A., Furlanetto, M. R., and Neumark, D. M., *J. Chem. Phys.* 128, 174301, 2008.
318. Viggiano, A. A., Miller, T. M., Friedman, J. F., and Troe, J., *J. Chem. Phys.* 127, 244305, 2007. This result utilizes theoretical anion frequencies for entropy and thermal corrections; a new, high-level calculation by Eisfeld, W., *J. Chem. Phys.* 134, 054303, 2011, would imply a lower value for EA(SF₆), around 1.075 eV.
319. Zheng, W., Bowen, K. H., Li, J., Dąbkowska, I., Gutowski, M., *J. Phys. Chem. A* 109, 482, 2005. See also Mok, D. K. W., Chau, F.-t., Dyke, J. M., and Lee, E. P. F., *Chem. Phys. Lett.* 458, 11, 2008 and Mok, D. K. W., Lee, E. P. F., Chau, F.-t., and Dyke, J. M., *Phys. Chem. Chem. Phys.* 10, 7270, 2008.
320. Zheng, W., Li, X., Eustis, S., and Bowen, K., *Chem. Phys. Lett.* 460, 68, 2008.
321. Grubisic, A., Wang, H., Ko, Y. J., and Bowen, K. H., *J. Chem. Phys.* 129, 054302, 2008.
322. Stokes, S. T., Bowen, K. H., Sommerfeld, T., Ard, S., Mirsaleh-Kohan, N., Steill, J. D., and Compton, R. N., *J. Chem. Phys.* 129, 064308, 2008.
323. Garand, E., Yacovitch, T. I., and Neumark, D. M., *J. Chem. Phys.* 129, 074312, 2008.
324. Li, X., Eustis, S., Bowen, K. H., Kandalam, A. K., and Jena, P., *J. Chem. Phys.* 129, 074313, 2008. Uncertainties not stated.
325. Kandalam, A. K., Kiran, B., Jena, P., Li, X., Grubisic, A., and Bowen, K. H., *J. Chem. Phys.* 126, 084306, 2007.
326. Gerhards, M., Thomas, O. C., Nilles, J. M., Zhang, W.-J., and Bowen, K. H., *J. Chem. Phys.* 116, 10247, 2002.
327. Edmonds, B. D., Kandalam, A. K., Khanna, S. N., Li, X., Grubisic, A., Khanna, I., and Bowen, K. H., *J. Chem. Phys.* 124, 074316, 2006.
328. Duncan, M. A., Knight, A. M., Negishi, Y., Nagao, S., Nakamura, Y., Kato, A., Nakajima, A., and Kaya, K., *Chem. Phys. Lett.* 309, 49, 1999.
329. Zheng, W., Eustis, S. N., Li, X., Nilles, J. M., Thomas, O. C., Bowen, K. H., and Kandalam, A. K., *Chem. Phys. Lett.* 462, 35, 2008.
330. Kandalam, A. K., Jena, P., Li, X., Eustis, S. N., and Bowen, K. H., *J. Chem. Phys.* 129, 134308, 2008.
331. Wenthold, P. G., and Squires, R. R., *J. Phys. Chem.* 99, 2002, 1995. See also Artau, A., Nizzi, K. E., Hill, B. T., Sunderlin, L. S., and Wenthold, P. G., *J. Am. Chem. Soc.* 122, 10667, 2000.
332. Villalta, P. W., and Leopold, D. G., *J. Chem. Phys.* 130, 024303, 2009.
333. Wyrwas, R. B., and Jarrold, C. C., *J. Am. Chem. Soc.* 128, 13688, 2008.
334. Carette, T., Drag, C., Scharf, O., Blondel, C., Delsart, C., Fischer, C. F., and Godefroid, M., *Phys. Rev. A* 81, 042522, 2010. EA(³²S) = 16 752.975 3(41) cm⁻¹, and EA(³⁴S) = 16 752.977 6(85) cm⁻¹.
335. Goebbert, D. J., Khuseynov, D., and Sanov, A., *J. Phys. Chem. A* 114, 2259, 2010.
336. Zubarev, D. Yu., Boldyrev, A. I., Li, J., Zhai, H.-J., and Wang, L.-S., *J. Phys. Chem. A* 111, 1648, 2007.
337. Averkiev, B. B., Boldyrev, A. I., Li, Y., and Wang, L.-S., *J. Phys. Chem. A* 111, 34, 2007.
338. Zhai, H.-J., Wang, L.-M., Li, S.-D., and Wang, L.-S., *J. Phys. Chem. A* 111, 1030, 2007.
339. Distelrath, V., and Boesl, U., *Faraday Discuss.* 115, 161, 2000.
340. Wang, X.-B., and Wang, L.-S., *J. Chem. Phys.* 113, 10928, 2000.
341. Carpenter, D. L., Covington, A. M., and Thompson, J. S., *Phys. Rev. A* 61, 042501, 2000.
342. Davis, V. T., Thompson, J., and Covington, A., *Nucl. Instrum. Methods Phys. Res. B* 241, 118, 2005. High-level calculations give a lower value, EA(Nd) = 0.162 eV (Ref. 343) and 0.169 eV (O'Malley, S. M., and Beck, D. R., *Phys. Rev. A* 77, 012505, 2008).
343. Pan, L., and Beck, D. R., *J. Phys. B* 43, 025002, 2010.
344. Sobhy, M. A., Reveless, J. U., Gupta, U., Khanna, S. N., and Castleman, A. W., *J. Chem. Phys.* 130, 054304, 2009.
345. Ganteför, G., Gausa, M., Meiwe-Broer, K. H., and Lutz, H. O., *Z. Phys. D* 12, 405, 1989.
346. Garand, E., Yacovitch, T. I., and Neumark, D. M., *J. Chem. Phys.* 130, 064304, 2009.
347. Entfellner, M., and Boesl, U., *Phys. Chem. Chem. Phys.* 11, 2657, 2009.
348. Wang, L.-M., Huang, W., Wang, L.-S., Averkiev, B. B., and Boldyrev, A. I., *J. Chem. Phys.* 130, 134303, 2009.
349. Wren, S. W., Vogelhuber, K. M., Ervin, K. M., and Lineberger, W. C., *Phys. Chem. Chem. Phys.* 11, 4745, 2009.
350. Sheps, L., Miller, E. M., and Lineberger, W. C., *J. Chem. Phys.* 131, 064304, 2009.
351. Garand, E., Yacovitch, T. I., and Neumark, D. M., *J. Chem. Phys.* 131, 054312, 2009.
352. Walter, C. W., Gibson, N. D., Field III, R. L., Snedden, A. P., Shapiro, J. Z., Janczak, C. M., and Hanstrorp, D., *Phys. Rev. A* 80, 014501, 2009.
353. Rothgeb, D. W., Hossain, E., Kuo, A. T., Troyer, J. L., and Jarrold, C. C., *J. Chem. Phys.* 131, 044310, 2009. See also Ref. 369.
354. Borschevsky, A., Pershina, V., Bliav, E., and Kaldor, U., *Chem. Phys. Lett.* 480, 49, 2009.
355. O'Malley, S. M., and Beck, D. M., *Phys. Rev. A* 79, 012511, 2009 and 80, 032514, 2009.
356. Xu, H.-G., Zhang, Z.-F., Feng, Y., and Zheng, W., *Chem. Phys. Lett.* 498, 22, 2010.
357. Xu, H.-G., Zhang, Z.-F., Feng, Y., Yuan, J., Zhao, Y., and Zheng, W., *Chem. Phys. Lett.* 487, 204, 2010.
358. Feng, Y., Xu, H.-G., Zhang, Z.-G., Gao, Z., and Zheng, W., *J. Chem. Phys.* 132, 074308, 2010.
359. Zhang, Z.-G., Xu, H.-G., Zhao, Y., and Zheng, W., *J. Chem. Phys.* 133, 154314, 2010.
360. Lindahl, A. O., Andersson, P., Diehl, C., Forstner, O., Klason, P., and Hanstrorp, D., *Eur. Phys. J. D* 60, 219, 2010. EA(W) = 6583.6 ± 0.6 cm⁻¹.
361. Vogelhuber, K. M., Wren, S. W., Sheps, L., and Lineberger, W. C., *J. Chem. Phys.* 134, 064302, 2011.
362. Feng, Y., Xu, H.-G., Zheng, W., Zhao, H., Kandalam, A. K., and Jena, P., *J. Chem. Phys.* 134, 094309, 2011.
363. Gupta, U., Reveles, J. U., Melko, J. J., Khanna, S. N., and Castleman, A. W., *Chem. Phys. Lett.* 467, 223, 2009.
364. Gupta, U., Reveles, J. U., Melko, J. J., Khanna, S. N., and Castleman, A. W., *J. Phys. Chem. C* 114, 15963, 2010. Uncertainties not given, but are typically ± 0.05 to ± 0.08 eV (See Refs. 360, 363, and 365).
365. Gupta, U., Reber, A. C., Melko, J. J., Khanna, S. N., and Castleman, A. W., *Chem. Phys. Lett.* 505, 92, 2011.
366. Yacovitch, T. I., Kim, J. B., Garand, E., van der Poll, D. G., and Neumark, D. M., *J. Chem. Phys.* 134, 134307, 2011.
367. Vogelhuber, K. M., Wren, S. W., McCoy, A. B., Ervin, K. M., and Lineberger, W. C., *J. Chem. Phys.* 134, 184306, 2011.
368. Adams, C. L., and Weber, J. M., *J. Chem. Phys.* 134, 244301, 2011.
369. Rothgeb, D. W., Mann, J. E., Waller, S. E., and Jarrold, C. C., *J. Chem. Phys.* 135, 104312, 2011.
370. Mann, J. E., Waller, S. E., Rothgeb, D. W., and Jarrold, C. C., *J. Chem. Phys.* 135, 104317, 2011.
371. Willis, M., Götz, M., Kandalam, A. K., Ganteför, G. F., and Jena, P., *Angew. Chem. Int. Ed.* 49, 8966, 2010.
372. Wang, Y.-L., Wang, X.-B., Xing, X.-P., Wei, F., Li, J., and Wang, L.-S., *J. Phys. Chem. A* 114, 11244, 2010.
373. Zhai, H.-J., Bürgel, C., Bonacid-Koutecky, V., and Wang, L.-S., *J. Am. Chem. Soc.* 130, 9156 (2008).
374. Chen, W.-J., Zhai, H.-J., Zhang, Y.-F., Huang, X., and Wang, L.-S., *J. Phys. Chem. A* 114, 5958, 2010.
375. Wang, X.-B., Fu, Q., and Yang, J., *J. Phys. Chem. A* 114, 9083, 2010.
376. Gruzinskaya, N. I., Aleshina, V. E., Borshchevskii, A. Ya., and Sidorov, L. N., *J. Anal. Chem.* 65, 1328, 2010.
377. Peláez, R. J., Blondel, C., Vandevraye, M., Drag, C., and Delsart, C., *J. Phys. B* 44, 1950009, 2011. EA(P) = 6021.79 ± 0.08 cm⁻¹.
378. Lenington, M. J., and Wenthold, P. G., *J. Phys. Chem. A* 114, 1334, 2010.
379. Butman, M. F., Sergeev, D. N., Motalov, V. B., Kudin, L. S., Kryuchkov, A. S., and Krämer, K. W., *Russ. J. Phys. Chem. A* 85, 922, 2011.
380. Zheng, W.-J., Thomas, O. C., Nilles, J. M., Bowen, K. H., Reber, A. C., and Khanna, S. N., *J. Chem. Phys.* 134, 224307, 2011.

PROTON AFFINITIES

Proton affinity is a useful parameter for describing gas phase ion-molecule reactions in fields such as atmospheric chemistry, plasma chemistry, mass spectrometry, and astrophysics. The proton affinity E_{pa} (often designated in the literature as PA) of a molecular species M is defined as the negative of the enthalpy change for the gas phase reaction



A closely related quantity is the gas phase basicity $\Delta_{\text{base}} G^\circ$ (often designated as GB), which is the negative of the Gibbs energy change for the same reaction. Thus the two are related by

$$\Delta_{\text{base}} G^\circ = E_{\text{pa}} + T\Delta S,$$

where T is the temperature and ΔS is the entropy change in the reaction (which can be calculated if the molecular structure of M and M^+ is known).

Direct measurement of the proton affinity is possible for only a few molecules, mainly olefins and carbonyl compounds. However, these measurements have been used to establish a scale of E_{pa} values that permits proton affinities to be determined for many other molecules, including unstable species and reaction intermediates. The basis for this scale is described by Hunter and Lias in Reference 1.

The E_{pa} and $\Delta_{\text{base}} G^\circ$ values at a temperature of 298 K are tabulated below for selected molecules. Many values are given to one decimal place, but the majority are not accurate to better than one or two kilojoules per mole. The methods of measurement are de-

scribed in Reference 1, which contains a much more extensive and detailed tabulation.

Compounds are listed by molecular formula in the Hill order, but with all compounds that do not contain carbon appearing before those that do contain carbon.

References

- Hunter, E. P. L., and Lias, S. G., *J. Phys. Chem. Ref. Data* 27, 413, 1998.
- Hunter, E. P., and Lias, S. G., "Proton Affinity Evaluation", in *NIST Chemistry WebBook*, NIST Standard Reference Database No. 69, Linstrom, P. J., and Mallard, W. G., Eds., March 2003, National Institute of Standards and Technology, Gaithersburg, MD 20899, <<http://webbook.nist.gov>>.
- Do, K., Klein, T. P., Pommerening, C. A., Bachrach, S. M., and Sunderlin, L. S., *J. Am. Chem. Soc.* 120, 6093, 1998.
- Kim, H.-T., Green, R. J., Qian, J., and Anderson, S. L., *J. Chem. Phys.* 112, 5717, 2000.
- Park, S. T., Kim, S. K., and Kim, M. S., *J. Chem. Phys.* 114, 5568, 2001.
- Hiraoka, K., Mizuno, T., Eguchi, D., Takao, T., and Ino, S., *J. Chem. Phys.* 116, 7574, 2002.
- Oresmaa, L. O., Haukka, M., Vainiotalo, P., and Pakkanen, T. A., *J. Org. Chem.* 67, 8216, 2002.
- Wang, F., Ma, S., Zhang, D., and Cooks, R. G., *J. Phys. Chem. A* 102, 2988, 1998.
- Bouchoux, G., Gal, J.-F., Szulejko, J. E., McMahon, T. B., Tortajada, J., Luna, A., Yanez, M., and Mo, O., *J. Phys. Chem. A* 102, 9183, 1998.
- van Beelen, E., Koblenz, T. A., Ingemann, S. and Hammerum, S., *J. Phys. Chem. A* 108, 2728, 2004.

Molecular formula	Name	E_{pa} kJ/mol	$\Delta_{\text{base}} G^\circ$ kJ/mol	Notes
Ar	Argon	369.2	346.3	
AsF ₃	Arsenic(III) fluoride	636.7	604.2	
AsH ₃	Arsine	747.9	712.0	
BHO ₂	Metaboric acid	763.0	730.5	
BH ₃ O ₃	Boric acid	728.1	698.4	
B ₂ H ₆	Diborane	615	586.0	
B ₃ H ₆ N ₃	Borazine	802.5	772.8	
B ₄ H ₁₀	Tetraborane(10)	605	572.5	
B ₅ H ₉	Pentaborane(9)	699.4	666.9	
BaO	Barium oxide	1215.4	1187.6	
Br	Bromine (atomic)	554.4	531.2	
BrH	Hydrogen bromide	584.2	557.7	
BrLi	Lithium bromide	819	792.5	
CaO	Calcium oxide	1190.6	1162.3	
Cl	Chlorine (atomic)	513.6	490.1	
ClH	Hydrogen chloride	556.9	530.1	
ClLi	Lithium chloride	827	800.5	
Co	Cobalt	742.7	719.8	
Cr	Chromium	791.3	768.4	
CsHO	Cesium hydroxide	1117.9	1092.2	
Cs ₂ O	Cesium oxide	1442.9	1412.2	
Cu	Copper	655.3	632.4	
F	Fluorine (atomic)	340.1	315.1	
FH	Hydrogen fluoride	484	456.7	
FO	Fluorine oxide	508.7	482.2	
F ₂	Fluorine	332	305.5	
F ₂ O ₂ S	Sulfuryl fluoride	605.5	580.5	

Molecular formula	Name	E_{pa} kJ/mol	$\Delta_{\text{base}} G^\circ$ kJ/mol	Notes
F ₃ N	Nitrogen trifluoride	568.4	538.6	
F ₃ OP	Phosphoryl fluoride	694.0	664.2	
F ₃ P	Phosphorus(III) fluoride	695.3	662.8	
F ₄ Si	Tetrafluorosilane	502.9	476.6	
F ₆ S	Sulfur hexafluoride	575.3	550.7	
Fe	Iron	754	731.1	
FeO	Iron(II) oxide	907	880.5	
GeH ₄	Germane	713.4	687.1	
HI	Hydrogen iodide	627.5	601.3	
HKO	Potassium hydroxide	1101.8	1075.4	
HLi	Lithium hydride	1021.7	996.4	
HLiO	Lithium hydroxide	1000.1	972.1	
HNO ₃	Nitric acid	751.4	731.5	
HN ₃	Hydrazoic acid	756.0	723.5	
HNa	Sodium hydride	1095	1070.6	
HNaO	Sodium hydroxide	1071.8	1044.8	
HO	Hydroxyl	593.2	564.0	
HO ₂	Hydroperoxy	660	627.5	
HP	Phosphorus monohydride	670.3	639.6	
H ₂	Hydrogen	422.3	394.7	
H ₂ N ₂ O ₂	Nitramide	757.4	725.0	
H ₂ O	Water	691	660.0	
H ₂ O ₂	Hydrogen peroxide	674.5	643.8	
H ₂ O ₄ S	Sulfuric acid	717	681	Ref. 3
H ₂ P	Phosphino	709.2	675.7	
H ₂ S	Hydrogen sulfide	705	673.8	
H ₂ Se	Hydrogen selenide	707.8	676.4	
H ₂ Si	Silylene	839.2	804.1	
H ₂ Te	Hydrogen telluride	735.9	704.5	
H ₃ N	Ammonia	853.6	819.0	
H ₃ P	Phosphine	785	750.9	
H ₄ N ₂	Hydrazine	853.2	822.4	
H ₄ Si	Silane	639.7	613.4	
H ₆ OSi ₂	Disiloxane	749	718.3	
He	Helium	177.8	148.5	
I	Iodine (atomic)	608.2	583.5	
K ₂ O	Potassium oxide	1342.5	1311.8	
Kr	Krypton	424.6	402.4	
La	Lanthanum	1013	991.9	
Li ₂	Dilithium	1162	1133.1	
Li ₂ O	Lithium oxide	1206	1175.3	
Lu	Lutetium	992	970.6	
Mg	Magnesium	819.6	797.3	
MgO	Magnesium oxide	988	959.4	
Mg ₂	Dimagnesium	919	886.5	
Mn	Manganese	797.3	774.4	
N	Nitrogen (atomic)	342.2	318.7	
NO	Nitric oxide	531.8	505.3	
NO ₂	Nitrogen dioxide	591.0	560.3	
NP	Phosphorus nitride	789.4	757.0	
N ₂	Nitrogen	493.8	464.5	
N ₂ O	Nitrous oxide	549.8	523.3	Protonation at N
N ₂ O	Nitrous oxide	575.2	548.7	Protonation at O
Na ₂	Disodium	1146.8	1118.2	
Na ₂ O	Sodium oxide	1375.9	1345.2	
Ne	Neon	198.8	174.4	
Ni	Nickel	737	714.1	
O	Oxygen (atomic)	485.2	459.6	
OP	Phosphorus monoxide	682	649.5	
OSi	Silicon monoxide	777.8	750.4	Protonation at O

Molecular formula	Name	E_{pa} kJ/mol	$\Delta_{\text{base}} G^\circ$ kJ/mol	Notes
OSi	Silicon monoxide	533	500.5	Protonation at Si
OSr	Strontium oxide	1209	1180.7	
O ₂	Oxygen	421	396.3	
O ₂ S	Sulfur dioxide	672.3	643.3	
O ₃	Ozone	625.5	595.9	
O ₃ S	Sulfur trioxide	588.3	560.3	
O ₄ Os	Osmium(VIII) oxide	676.9	650.6	
P	Phosphorus	626.8	604.8	
Pd	Palladium	696	673.4	
Rh	Rhodium	768	745.4	
Ru	Ruthenium	774	751.4	
S	Sulfur	664.3	640.2	
SSi	Silicon monosulfide	627	596.6	Protonation at Si
SSi	Silicon monosulfide	683	660.2	Protonation at S
Sc	Scandium	914	892.0	
Si	Silicon	837	814.1	
Ti	Titanium	876	853.7	
U	Uranium	995.2	973.2	
V	Vanadium	859.4	836.8	
Xe	Xenon	499.6	478.1	
Y	Yttrium	967	945.9	
Zn	Zinc	608.6	586.0	
CBrF ₃	Bromotrifluoromethane	580.0	550.3	
CBrN	Cyanogen bromide	749.8	719.2	
CClF ₃	Chlorotrifluoromethane	571.3	541.5	
CClN	Cyanogen chloride	722.1	691.5	
CCl ₂	Dichloromethylene	861	828.5	
CCl ₂ S	Carbonothioic dichloride	752.5	721.8	
CFN	Cyanogen fluoride	632	601.3	
CF ₂	Difluoromethylene	765	732.5	
CF ₂ O	Carbonyl fluoride	666.7	637.0	
CF ₃ I	Trifluoroiodomethane	628.0	598.2	
CF ₃ NO	Trifluoronitrosomethane	703.3	670.8	
CF ₄	Tetrafluoromethane	529.3	503.7	
CHCl	Chloromethylene	874.1	839.9	
CHF	Fluoromethylene	797.9	763.8	
CHF ₃	Trifluoromethane	619.5	589.7	
CHF ₃ O ₃ S	Trifluoromethanesulfonic acid	699.4	666.9	
CHN	Hydrogen cyanide	712.9	681.6	
CHN	Hydrogen isocyanide	772.3	739.8	
CHNO	Isocyanic acid (HNCO)	753	718.8	
CHNO	Fulminic acid	758	725.5	
CHO	Oxomethyl (HCO)	636	601.8	
CHO ₂	Formyloxyl	623.4	590.9	
CH ₂ F ₂	Difluoromethane	620.5	589.7	
CH ₂ N ₂	Diazomethane	858.9	826.7	
CH ₂ N ₂	Cyanamide	805.6	774.9	
CH ₂ O	Formaldehyde	712.9	683.3	
CH ₂ O ₂	Formic acid	742.0	710.3	
CH ₂ S	Thioformaldehyde	759.7	730.5	
CH ₂ Se	Selenoformaldehyde	764.0	734.9	
CH ₃ Br	Bromomethane	664.2	638.0	
CH ₃ Cl	Chloromethane	647.3	621.1	
CH ₃ F	Fluoromethane	598.9	571.5	
CH ₃ I	Iodomethane	691.7	665.5	
CH ₃ NO	Formamide	822.2	791.2	
CH ₃ NO ₂	Nitromethane	754.6	721.6	
CH ₃ NO ₂	Methyl nitrite	798.9	766.4	
CH ₃ NO ₃	Methyl nitrate	733.6	714.8	
CH ₃ N ₃	Methyl azide	833	800.5	

Molecular formula	Name	E_{pa} kJ/mol	$\Delta_{\text{base}} G^\circ$ kJ/mol	Notes
CH ₄	Methane	543.5	520.6	
CH ₄ N	Methylamidogen	832.8	801.6	
CH ₄ N ₂ O	Urea	873.5	841.6	Protonation at O; Ref. 8
CH ₄ N ₂ S	Thiourea	893.7	863.9	
CH ₄ O	Methanol	754.3	724.5	
CH ₄ O ₃ S	Methanesulfonic acid	761.3	728.9	
CH ₄ S	Methanethiol	773.4	742	
CH ₅ N	Methylamine	899.0	864.5	
CH ₅ NO	O-Methylhydroxylamine	844.8	812.3	
CH ₅ N ₃	Guanidine	986.3	949.4	
CH ₅ P	Methylphosphine	851.5	817.6	
CH ₆ N ₂	Methylhydrazine	898.8	866.4	
CN	Cyanide	>595	>564	Protonation at N
CNS	Thiocyanate	751	718.5	
CO	Carbon monoxide	594	562.8	Protonation at C
CO	Carbon monoxide	426.3	402.2	Protonation at O
COS	Carbon oxysulfide	628.5	602.6	Protonation at S
COSe	Carbon oxyselenide	670	644.1	Protonation at Se
CO ₂	Carbon dioxide	540.5	515.8	
CS	Carbon monosulfide	791.5	760	
CS ₂	Carbon disulfide	681.9	657.7	
CSe	Carbon monoselenide	831.8	800.2	Protonation at C
CSe ₂	Carbon diselenide	725	700.9	
C ₂ ClF ₃ O	Trifluoroacetyl chloride	681.6	649.8	
C ₂ Cl ₃ N	Trichloroacetoneitrile	723.2	692.6	
C ₂ F ₃ N	Trifluoroacetoneitrile	688.4	657.7	
C ₂ H	Ethynyl	753	720.8	
C ₂ HCl ₃ O	Trichloroacetaldehyde	722.3	690.5	
C ₂ HCl ₃ O ₂	Trichloroacetic acid	770.0	739.1	
C ₂ HF	Fluoroacetylene	686	661.3	
C ₂ HF ₃	Trifluoroethene	699.4	666.9	
C ₂ HF ₃ O ₂	Trifluoroacetic acid	711.7	680.7	
C ₂ H ₂	Acetylene	641.4	616.7	
C ₂ H ₂ CIN	Chloroacetoneitrile	745.7	715.1	
C ₂ H ₂ F ₂	1,1-Difluoroethene	734	705.1	
C ₂ H ₂ F ₂	<i>trans</i> -1,2-Difluoroethene	688.6	657.9	
C ₂ H ₂ O	Ketene	825.3	793.6	
C ₂ H ₃ ClO ₂	Chloroacetic acid	765.4	734.5	
C ₂ H ₃ Cl ₃ O	2,2,2-Trichloroethanol	729.3	698.9	
C ₂ H ₃ F	Fluoroethene	729	700.1	
C ₂ H ₃ FO ₂	Fluoroacetic acid	765.4	734.5	
C ₂ H ₃ F ₃ O	2,2,2-Trifluoroethanol	700.2	669.9	
C ₂ H ₃ F ₃ O	Methyl trifluoromethyl ether	719.2	690.0	
C ₂ H ₃ N	Acetonitrile	779.2	748	
C ₂ H ₃ N	Isocyanomethane	839.1	806.6	
C ₂ H ₃ NO	Methyl isocyanate	764.4	732.0	
C ₂ H ₃ NS	Methyl thiocyanate	796.7	766.1	
C ₂ H ₃ NS	Methyl isothiocyanate	799.2	766.7	
C ₂ H ₃ N ₃	1 <i>H</i> -1,2,3-Triazole	879.3	847.4	
C ₂ H ₃ N ₃	1 <i>H</i> -1,2,4-Triazole	886.0	855.9	
C ₂ H ₄	Ethylene	680.5	651.5	
C ₂ H ₄ F ₂ O	2,2-Difluoroethanol	727.4	697.0	
C ₂ H ₄ F ₃ N	2,2,2-Trifluoroethylamine	846.8	812.9	
C ₂ H ₄ N ₂	Aminoacetoneitrile	824.9	791.0	
C ₂ H ₄ O	Acetaldehyde	768.5	736.5	
C ₂ H ₄ O	Oxirane	774.2	745.3	
C ₂ H ₄ O ₂	Acetic acid	783.7	752.8	
C ₂ H ₄ O ₂	Methyl formate	782.5	751.5	
C ₂ H ₄ S	Thiirane	807.4	777.6	
C ₂ H ₅ Br	Bromoethane	696.2	669.7	

Molecular formula	Name	E_{pa} kJ/mol	$\Delta_{\text{base}} G^\circ$ kJ/mol	Notes
$\text{C}_2\text{H}_5\text{BrO}$	2-Bromoethanol	766.1	735.7	
$\text{C}_2\text{H}_5\text{Cl}$	Chloroethane	693.4	666.9	
$\text{C}_2\text{H}_5\text{ClO}$	2-Chloroethanol	766.1	735.7	
$\text{C}_2\text{H}_5\text{F}$	Fluoroethane	683.4	655.8	
$\text{C}_2\text{H}_5\text{FO}$	2-Fluoroethanol	715.6	685.2	
$\text{C}_2\text{H}_5\text{I}$	Iodoethane	724.8	698.3	
$\text{C}_2\text{H}_5\text{N}$	Ethenamine	898.9	866.5	
$\text{C}_2\text{H}_5\text{N}$	Ethyleneimine	905.5	872.5	
$\text{C}_2\text{H}_5\text{NO}$	Acetamide	863.6	832.6	
$\text{C}_2\text{H}_5\text{NO}$	<i>N</i> -Methylformamide	851.3	820.3	
$\text{C}_2\text{H}_5\text{NO}_2$	Nitroethane	765.7	733.2	
$\text{C}_2\text{H}_5\text{NO}_2$	Ethyl nitrite	818.9	786.4	
$\text{C}_2\text{H}_5\text{NO}_2$	Glycine	886.5	852.2	
$\text{C}_2\text{H}_5\text{NO}_2$	Acetohydroxamic acid	854.0	823.0	
$\text{C}_2\text{H}_5\text{NS}$	Thioacetamide	884.6	852.8	
C_2H_6	Ethane	596.3	569.9	
$\text{C}_2\text{H}_6\text{Hg}$	Dimethyl mercury	771.6	740.8	
$\text{C}_2\text{H}_6\text{N}_2$	Ethanimidamide	970.7	938.2	
$\text{C}_2\text{H}_6\text{N}_2$	trans-Dimethyldiazene	865.1	834.4	
$\text{C}_2\text{H}_6\text{N}_2\text{O}$	2-Aminoacetamide		882.3	
$\text{C}_2\text{H}_6\text{N}_2\text{O}_2$	<i>N</i> -Methyl- <i>N</i> -nitromethanamine	828.3	795.8	
$\text{C}_2\text{H}_6\text{O}$	Ethanol	776.4	746	
$\text{C}_2\text{H}_6\text{O}$	Dimethyl ether	792	764.5	
$\text{C}_2\text{H}_6\text{OS}$	Dimethyl sulfoxide	884.4	853.7	
$\text{C}_2\text{H}_6\text{O}_2$	1,2-Ethanediol	815.9	773.6	
$\text{C}_2\text{H}_6\text{S}$	Ethanethiol	789.6	758.4	
$\text{C}_2\text{H}_6\text{S}$	Dimethyl sulfide	830.9	801.2	
$\text{C}_2\text{H}_6\text{S}_2$	Dimethyl disulfide	815.3	782.8	
$\text{C}_2\text{H}_7\text{N}$	Ethylamine	912.0	878	
$\text{C}_2\text{H}_7\text{N}$	Dimethylamine	929.5	896.5	
$\text{C}_2\text{H}_7\text{NO}$	Ethanolamine	930.3	896.8	
$\text{C}_2\text{H}_7\text{O}_3\text{P}$	Dimethyl hydrogen phosphite	894.8	862.4	
$\text{C}_2\text{H}_7\text{P}$	Dimethylphosphine	912.0	877.9	
$\text{C}_2\text{H}_8\text{N}_2$	1,2-Ethanediamine	951.6	912.5	
$\text{C}_2\text{H}_8\text{N}_2$	1,1-Dimethylhydrazine	927.1	894.7	
C_2N_2	Cyanogen	674.7	645.8	
C_2O	Dicarbon monoxide	774.7	747.0	
C_3	Carbon trimer	767.0	736.3	
$\text{C}_3\text{F}_6\text{O}$	Perfluoroacetone	670.4	639.7	
C_3HN	Cyanoacetylene	751.2	720.5	
$\text{C}_3\text{H}_2\text{F}_6\text{O}$	1,1,1,3,3,3-Hexafluoro-2-propanol	686.6	656.2	
$\text{C}_3\text{H}_2\text{N}_2$	Malononitrile	723.0	694.1	
C_3H_3	2-Propynyl	741	708.5	
$\text{C}_3\text{H}_3\text{Cl}_3\text{O}$	1,1,1-Trichloro-2-propanone	768.3	736.3	
$\text{C}_3\text{H}_3\text{F}_3\text{O}$	1,1,1-Trifluoroacetone	723.9	692.0	
$\text{C}_3\text{H}_3\text{F}_3\text{O}_2$	Methyl trifluoroacetate	740.5	709.6	
$\text{C}_3\text{H}_3\text{N}$	Acrylonitrile	784.7	753.7	
$\text{C}_3\text{H}_3\text{NO}$	Oxazole	876.4	844.5	
$\text{C}_3\text{H}_3\text{NO}$	Isoxazole	848.6	816.8	
$\text{C}_3\text{H}_3\text{NO}$	2-Oxopropanenitrile	746.9	716.2	
$\text{C}_3\text{H}_3\text{NS}$	Thiazole	904	872.1	
$\text{C}_3\text{H}_3\text{N}_3$	1,3,5-Triazine	848.8	819.6	
C_3H_4	Allene	775.3	745.8	
C_3H_4	Propyne	748.2	723.0	
C_3H_4	Cyclopropene	818.5	787.8	
$\text{C}_3\text{H}_4\text{ClN}$	3-Chloropropanenitrile	773.1	742.4	
$\text{C}_3\text{H}_4\text{N}_2$	1 <i>H</i> -Pyrazole	894.1	860.5	
$\text{C}_3\text{H}_4\text{N}_2$	Imidazole	942.8	909.2	
$\text{C}_3\text{H}_4\text{N}_2\text{S}$	2-Thiazolamine	930.6	898.7	
$\text{C}_3\text{H}_4\text{O}$	Acrolein	797.0	765.1	

Molecular formula	Name	E_{pa} kJ/mol	$\Delta_{\text{base}} G^\circ$ kJ/mol	Notes
$\text{C}_3\text{H}_4\text{O}$	1-Propen-1-one	834.1	803.4	
$\text{C}_3\text{H}_4\text{O}_3$	Ethylene carbonate	814.2	784.4	
C_3H_5	Allyl	736	707.4	
C_3H_5	Cyclopropyl	738.9	702.0	
$\text{C}_3\text{H}_5\text{ClO}_2$	Ethyl chloroformate	764.8	733.8	
$\text{C}_3\text{H}_5\text{FO}$	1-Fluoro-2-propanone	795.4	763.5	
$\text{C}_3\text{H}_5\text{F}_3\text{O}$	2,2,2-Trifluoroethyl methyl ether	747.6	718.4	
$\text{C}_3\text{H}_5\text{N}$	Propanenitrile	794.1	763.0	
$\text{C}_3\text{H}_5\text{N}$	2-Propyn-1-amine	887.4	853.5	
$\text{C}_3\text{H}_5\text{N}$	Ethyl isocyanide	851.3	818.9	
$\text{C}_3\text{H}_5\text{NO}$	Acrylamide	870.7	839.8	
$\text{C}_3\text{H}_5\text{NO}$	Methoxyacetoneitrile	758.1	727.4	
$\text{C}_3\text{H}_5\text{NO}$	2-Azetidinone	852.6	821.7	
$\text{C}_3\text{H}_5\text{NS}$	(Methylthio)acetoneitrile	784.8	754.1	
$\text{C}_3\text{H}_5\text{N}_3$	1 <i>H</i> -Pyrazol-3-amine	921.5	889.6	
$\text{C}_3\text{H}_5\text{N}_3$	1 <i>H</i> -Pyrazol-4-amine	907.6	874.0	
C_3H_6	Propene	741.6		Ref. 5
C_3H_6	Cyclopropane	750.3	722.2	
$\text{C}_3\text{H}_6\text{N}_2$	3-Aminopropanenitrile	866.4	832.5	
$\text{C}_3\text{H}_6\text{N}_2$	Dimethylcyanamide	852.1	821.4	
$\text{C}_3\text{H}_6\text{N}_2\text{S}$	2-Imidazolidinethione	921.9	891.2	
$\text{C}_3\text{H}_6\text{O}$	Methyl vinyl ether	859.2	830.3	
$\text{C}_3\text{H}_6\text{O}$	Propanal	786.0	754.0	
$\text{C}_3\text{H}_6\text{O}$	Acetone	812	782.1	
$\text{C}_3\text{H}_6\text{O}$	Oxetane	801.3	773.9	
$\text{C}_3\text{H}_6\text{O}_2$	Propanoic acid	797.2	766.2	
$\text{C}_3\text{H}_6\text{O}_2$	Ethyl formate	799.4	768.4	
$\text{C}_3\text{H}_6\text{O}_2$	Methyl acetate	821.6	790.7	
$\text{C}_3\text{H}_6\text{O}_3$	Dimethyl carbonate	830.2	799.2	
$\text{C}_3\text{H}_6\text{S}$	(Methylthio)ethene	858.2	829.3	
$\text{C}_3\text{H}_6\text{S}$	Thietane	834.8	805.0	
$\text{C}_3\text{H}_6\text{S}$	Methylthiirane	833.3	801.5	
$\text{C}_3\text{H}_7\text{N}$	Allylamine	909.5	875.5	
$\text{C}_3\text{H}_7\text{N}$	Cyclopropylamine	904.7	869.9	
$\text{C}_3\text{H}_7\text{N}$	Azetidine	943.4	908.6	
$\text{C}_3\text{H}_7\text{N}$	1-Methylaziridine	934.8	904.1	
$\text{C}_3\text{H}_7\text{N}$	Propyleneimine	925.1	892.1	
$\text{C}_3\text{H}_7\text{NO}$	<i>N,N</i> -Dimethylformamide	887.5	856.6	
$\text{C}_3\text{H}_7\text{NO}$	<i>N</i> -Methylacetamide	888.5	857.6	
$\text{C}_3\text{H}_7\text{NO}$	Propanamide	876.2	845.3	
$\text{C}_3\text{H}_7\text{NO}_2$	Isopropyl nitrite	845.5	813.0	
$\text{C}_3\text{H}_7\text{NO}_2$	<i>L</i> -Alanine	901.6	867.7	
$\text{C}_3\text{H}_7\text{NO}_2$	Sarcosine	921.2	888.7	
$\text{C}_3\text{H}_7\text{NO}_2\text{S}$	<i>L</i> -Cysteine	903.2	869.3	
$\text{C}_3\text{H}_7\text{NO}_3$	<i>L</i> -Serine	914.6	880.7	
C_3H_8	Propane	625.7	607.8	
$\text{C}_3\text{H}_8\text{N}_2\text{O}$	<i>N,N'</i> -Dimethylurea	903.3	873.5	
$\text{C}_3\text{H}_8\text{N}_2\text{S}$	<i>N,N'</i> -Dimethylthiourea	926.0	895.1	
$\text{C}_3\text{H}_8\text{O}$	1-Propanol	786.5	756.1	
$\text{C}_3\text{H}_8\text{O}$	2-Propanol	793.0	762.6	
$\text{C}_3\text{H}_8\text{O}$	Ethyl methyl ether	808.6	781.2	
$\text{C}_3\text{H}_8\text{O}_2$	1,3-Propanediol	876.2	825.9	
$\text{C}_3\text{H}_8\text{O}_2$	2-Methoxyethanol	768.8	729.8	
$\text{C}_3\text{H}_8\text{O}_3$	Glycerol	874.8	820	
$\text{C}_3\text{H}_8\text{S}$	1-Propanethiol	794.9	763.6	
$\text{C}_3\text{H}_8\text{S}$	2-Propanethiol	803.6	772.3	
$\text{C}_3\text{H}_8\text{S}$	Ethyl methyl sulfide	846.5	815.3	
$\text{C}_3\text{H}_9\text{As}$	Trimethylarsine	897.3	864.9	
$\text{C}_3\text{H}_9\text{BO}_3$	Trimethyl borate	815.8	783.4	
$\text{C}_3\text{H}_9\text{N}$	Propylamine	917.8	883.9	

Molecular formula	Name	E_{pa} kJ/mol	$\Delta_{\text{base}} G^\circ$ kJ/mol	Notes
$\text{C}_3\text{H}_9\text{N}$	Isopropylamine	923.8	889.0	
$\text{C}_3\text{H}_9\text{N}$	Ethylmethylamine	942.2	909.2	
$\text{C}_3\text{H}_9\text{N}$	Trimethylamine	948.9	918.1	
$\text{C}_3\text{H}_9\text{NO}$	2-Methoxyethylamine	928.6	894.6	
$\text{C}_3\text{H}_9\text{NO}$	Trimethylamine oxide	983.2	953.5	
$\text{C}_3\text{H}_9\text{NO}$	3-Amino-1-propanol	962.5	917.3	
$\text{C}_3\text{H}_9\text{O}_3\text{P}$	Trimethyl phosphite	929.7	899.9	
$\text{C}_3\text{H}_9\text{O}_4\text{P}$	Trimethyl phosphate	890.6	860.8	
$\text{C}_3\text{H}_9\text{P}$	Trimethylphosphine	958.8	926.3	
$\text{C}_3\text{H}_{10}\text{N}_2$	1,3-Propanediamine	987.0	940.0	
$\text{C}_3\text{H}_{10}\text{OSi}$	Trimethylsilanol	814.0	781.5	
C_4F_8	Perfluorocyclobutane	>544		Ref. 6
C_4H_2	1,3-Butadiyne	737.2	712.8	
$\text{C}_4\text{H}_4\text{F}_6\text{O}$	Bis(2,2,2-trifluoroethyl) ether	702.3	674.9	
$\text{C}_4\text{H}_4\text{N}_2$	Pyrazine	877.1	847.0	
$\text{C}_4\text{H}_4\text{N}_2$	Pyrimidine	885.8	855.7	
$\text{C}_4\text{H}_4\text{N}_2$	Pyridazine	907.2	877.1	
$\text{C}_4\text{H}_4\text{N}_2\text{O}_2$	Uracil	872.7	841.7	
$\text{C}_4\text{H}_4\text{N}_2\text{S}_2$	2,4(1 <i>H</i> ,3 <i>H</i>)-Pyrimidinedithione	911.4	880.5	
$\text{C}_4\text{H}_4\text{O}$	Furan	812	781	Ref. 10
$\text{C}_4\text{H}_4\text{O}_3$	Succinic anhydride	797		Ref. 9
$\text{C}_4\text{H}_4\text{S}$	Thiophene	815.0	784.3	
$\text{C}_4\text{H}_5\text{Cl}_3\text{O}_2$	Ethyl trichloroacetate	790.4	759.4	
$\text{C}_4\text{H}_5\text{F}_3\text{O}_2$	Ethyl trifluoroacetate	758.8	727.9	
$\text{C}_4\text{H}_5\text{N}$	Pyrrole	875.4	843.8	
$\text{C}_4\text{H}_5\text{N}$	Cyclopropanecarbonitrile	808.2	777.5	
$\text{C}_4\text{H}_5\text{NO}_2$	Ethyl cyanoformate	745.7	714.7	
$\text{C}_4\text{H}_5\text{NS}$	2-Methylthiazole	930.6	898.7	
$\text{C}_4\text{H}_5\text{N}_3\text{O}$	Cytosine	949.9	918	
C_4H_6	1,2-Butadiene	778.9	749.8	
C_4H_6	1,3-Butadiene	783.4	757.6	
C_4H_6	2-Butyne	775.8	745.1	
C_4H_6	Cyclobutene	784.4	753.6	
$\text{C}_4\text{H}_6\text{F}_3\text{NO}$	2,2,2-Trifluoro- <i>N,N</i> -dimethylacetamide	849.0	818.0	
$\text{C}_4\text{H}_6\text{N}_2$	1-Methylimidazol	959.6	927.7	
$\text{C}_4\text{H}_6\text{N}_2$	2-Methyl-1 <i>H</i> -imidazole	963.4	929.6	
$\text{C}_4\text{H}_6\text{N}_2$	4-Methyl-1 <i>H</i> -imidazole	952.8	920.9	
$\text{C}_4\text{H}_6\text{N}_2$	1-Methyl-1 <i>H</i> -pyrazole	912.0	880.1	
$\text{C}_4\text{H}_6\text{N}_2$	3-Methyl-1 <i>H</i> -pyrazole	906.0	874.2	
$\text{C}_4\text{H}_6\text{N}_2$	4-Methyl-1 <i>H</i> -pyrazole	906.8	873.4	
$\text{C}_4\text{H}_6\text{O}$	2-Methylpropenal	808.7	776.8	
$\text{C}_4\text{H}_6\text{O}$	3-Buten-2-one	834.7	802.8	
$\text{C}_4\text{H}_6\text{O}$	Cyclobutanone	802.5	772.7	
$\text{C}_4\text{H}_6\text{O}$	2,3-Dihydrofuran	866.9	834.4	
$\text{C}_4\text{H}_6\text{O}$	2,5-Dihydrofuran	823.4	796	
$\text{C}_4\text{H}_6\text{O}_2$	<i>trans</i> -2-Butenoic acid	824.0	793	
$\text{C}_4\text{H}_6\text{O}_2$	Methacrylic acid	816.7	785.7	
$\text{C}_4\text{H}_6\text{O}_2$	Cyclopropanecarboxylic acid	821.4	790.4	
$\text{C}_4\text{H}_6\text{O}_2$	Vinyl acetate	813.9	782.9	
$\text{C}_4\text{H}_6\text{O}_2$	Methyl acrylate	825.8	794.8	
$\text{C}_4\text{H}_6\text{O}_2$	2,3-Butanedione	801.9	770.1	
$\text{C}_4\text{H}_6\text{O}_2$	γ -Butyrolactone	840.0	808.1	
$\text{C}_4\text{H}_6\text{O}_2$	2,3-Dihydro-1,4-dioxin	823.5	792.8	
$\text{C}_4\text{H}_6\text{O}_3$	Acetic anhydride	844		Ref. 9
C_4H_7	2-Methylallyl	778	747.3	
$\text{C}_4\text{H}_7\text{N}$	Butanenitrile	798.4	767.7	
$\text{C}_4\text{H}_7\text{N}$	2-Methylpropanenitrile	803.6	772.8	
$\text{C}_4\text{H}_7\text{N}$	1-Isocyanopropane	856.8	824.3	
$\text{C}_4\text{H}_7\text{NO}$	2-Butenamide	887.1	856.1	
$\text{C}_4\text{H}_7\text{NO}$	2-Methyl-2-propenamide	880.4	849.4	

Molecular formula	Name	E_{pa} kJ/mol	$\Delta_{\text{base}} G^\circ$ kJ/mol	Notes
$\text{C}_4\text{H}_7\text{NO}_4$	<i>L</i> -Aspartic acid	908.9	875	
C_4H_8	<i>trans</i> -2-Butene	747	719.9	
C_4H_8	Isobutene	802.1	775.6	
$\text{C}_4\text{H}_8\text{N}_2$	(Dimethylamino)acetonitrile	884.5	853.7	
$\text{C}_4\text{H}_8\text{N}_2\text{O}_3$	<i>L</i> -Asparagine	929	891.5	
$\text{C}_4\text{H}_8\text{N}_2\text{O}_3$	<i>N</i> -Glycylglycine		882	
$\text{C}_4\text{H}_8\text{O}$	Ethyl vinyl ether	870.1	840.4	
$\text{C}_4\text{H}_8\text{O}$	2-Methoxy-1-propene	894.9	866.1	
$\text{C}_4\text{H}_8\text{O}$	Butanal	792.7	760.8	
$\text{C}_4\text{H}_8\text{O}$	Isobutanal	797.3	765.5	
$\text{C}_4\text{H}_8\text{O}$	2-Butanone	827.3	795.5	
$\text{C}_4\text{H}_8\text{O}$	Tetrahydrofuran	822.1	794.7	
$\text{C}_4\text{H}_8\text{O}_2$	Propyl formate	804.9	773.9	
$\text{C}_4\text{H}_8\text{O}_2$	Isopropyl formate	811.3	780.3	
$\text{C}_4\text{H}_8\text{O}_2$	Ethyl acetate	835.7	804.7	
$\text{C}_4\text{H}_8\text{O}_2$	Methyl propanoate	830.2	799.2	
$\text{C}_4\text{H}_8\text{O}_2$	1,3-Dioxane	825.4	796.2	
$\text{C}_4\text{H}_8\text{O}_2$	1,4-Dioxane	797.4	770.0	
$\text{C}_4\text{H}_8\text{O}_3$	Ethyl methyl carbonate	842.7	810.8	
$\text{C}_4\text{H}_8\text{S}$	Tetrahydrothiophene	849.1	819.3	
$\text{C}_4\text{H}_9\text{N}$	Pyrrolidine	948.3	915.3	
$\text{C}_4\text{H}_9\text{NO}$	<i>N</i> -Methylpropanamide	920.4	889.4	
$\text{C}_4\text{H}_9\text{NO}$	2-Methylpropanamide	878.6	846.7	
$\text{C}_4\text{H}_9\text{NO}$	<i>N</i> -Ethylacetamide	898.0	867.0	
$\text{C}_4\text{H}_9\text{NO}$	<i>N,N</i> -Dimethylacetamide	908.0	877.0	
$\text{C}_4\text{H}_9\text{NO}$	Morpholine	924.3	891.2	
$\text{C}_4\text{H}_9\text{NO}_2$	<i>tert</i> -Butyl nitrite	863.9	831.4	
$\text{C}_4\text{H}_9\text{NO}_2$	Ethyl <i>N</i> -methylcarbamate	888.8	857.8	
$\text{C}_4\text{H}_9\text{NO}_3$	<i>L</i> -Threonine	922.5	888.5	
$\text{C}_4\text{H}_9\text{NS}$	<i>N,N</i> -Dimethylthioacetamide	925.3	894.4	
C_4H_{10}	Isobutane	677.8	671.3	
$\text{C}_4\text{H}_{10}\text{N}_2$	Piperazine	943.7	914.7	
$\text{C}_4\text{H}_{10}\text{N}_2$	3-Ethyl-3-methyldiaziridine	903.8	871.3	
$\text{C}_4\text{H}_{10}\text{O}$	1-Butanol	789.2	758.9	
$\text{C}_4\text{H}_{10}\text{O}$	2-Butanol	815.7	784.6	
$\text{C}_4\text{H}_{10}\text{O}$	2-Methyl-1-propanol	793.7	762.2	
$\text{C}_4\text{H}_{10}\text{O}$	2-Methyl-2-propanol	802.6	772.2	
$\text{C}_4\text{H}_{10}\text{O}$	Diethyl ether	828.4	801	
$\text{C}_4\text{H}_{10}\text{O}$	Methyl propyl ether	814.9	785.7	
$\text{C}_4\text{H}_{10}\text{O}$	Isopropyl methyl ether	826.3	797.1	
$\text{C}_4\text{H}_{10}\text{O}_2$	1,4-Butanediol	915.6	854.9	
$\text{C}_4\text{H}_{10}\text{O}_2$	1,2-Dimethoxyethane	858.0	820.2	
$\text{C}_4\text{H}_{10}\text{O}_3$	1,2,4-Butanetriol	905.9	841	
$\text{C}_4\text{H}_{10}\text{S}$	1-Butanethiol	801.7	770.5	
$\text{C}_4\text{H}_{10}\text{S}$	2-Methyl-1-propanethiol	802.6	771.4	
$\text{C}_4\text{H}_{10}\text{S}$	2-Methyl-2-propanethiol	816.4	785.1	
$\text{C}_4\text{H}_{10}\text{S}$	Diethyl sulfide	856.7	827.0	
$\text{C}_4\text{H}_{11}\text{N}$	Butylamine	921.5	886.6	
$\text{C}_4\text{H}_{11}\text{N}$	<i>tert</i> -Butylamine	934.1	899.9	
$\text{C}_4\text{H}_{11}\text{N}$	Isobutylamine	924.8	890.8	
$\text{C}_4\text{H}_{11}\text{N}$	Diethylamine	952.4	919.4	
$\text{C}_4\text{H}_{11}\text{N}$	Isopropylmethylamine	952.4	919.4	
$\text{C}_4\text{H}_{11}\text{N}$	Ethyldimethylamine	960.1	929.1	
$\text{C}_4\text{H}_{11}\text{NO}$	<i>N</i> -Ethyl- <i>N</i> -hydroxyethanamine	914.7	882.2	
$\text{C}_4\text{H}_{11}\text{NO}$	4-Amino-1-butanol	984.5	932.1	
$\text{C}_4\text{H}_{11}\text{NO}_2$	Diethanolamine	953	920	
$\text{C}_4\text{H}_{12}\text{N}_2$	1,4-Butanediamine	1005.6	954.3	
$\text{C}_4\text{H}_{12}\text{N}_2$	<i>N,N'</i> -Dimethyl-1,2-ethanediamine	989.2	946.9	
$\text{C}_4\text{H}_{12}\text{Sn}$	Tetramethylstannane	823.7	797.4	
$\text{C}_4\text{H}_{14}\text{OSi}_2$	1,1,3,3-Tetramethyldisiloxane	845.3	814.6	

Molecular formula	Name	E_{pa} kJ/mol	$\Delta_{\text{base}} G^\circ$ kJ/mol	Notes
C_4NiO_4	Nickel carbonyl	742.3	716.0	
$\text{C}_5\text{F}_5\text{N}$	Perfluoropyridine	764.9	733.0	
C_5FeO_5	Iron pentacarbonyl	833.0	798.5	
$\text{C}_5\text{H}_3\text{ClN}_4$	6-Chloro-1 <i>H</i> -purine	873.6	841.7	
$\text{C}_5\text{H}_4\text{BrN}$	2-Bromopyridine	904.8	873.0	
$\text{C}_5\text{H}_4\text{BrN}$	3-Bromopyridine	910.0	878.2	
$\text{C}_5\text{H}_4\text{BrN}$	4-Bromopyridine	917.8	886.0	
$\text{C}_5\text{H}_4\text{ClN}$	2-Chloropyridine	900.9	869	
$\text{C}_5\text{H}_4\text{ClN}$	3-Chloropyridine	903.4	871.5	
$\text{C}_5\text{H}_4\text{ClN}$	4-Chloropyridine	916.1	884.2	
$\text{C}_5\text{H}_4\text{FN}$	3-Fluoropyridine	902.0	870.1	
$\text{C}_5\text{H}_4\text{FN}$	2-Fluoropyridine	884.6	852.7	
$\text{C}_5\text{H}_4\text{N}_2\text{O}_2$	4-Nitropyridine	874.3	842.5	
$\text{C}_5\text{H}_4\text{N}_2\text{O}_3$	4-Nitropyridine 1-oxide	868.0	837.3	
$\text{C}_5\text{H}_4\text{N}_4$	1 <i>H</i> -Purine	920.1	888.2	
$\text{C}_5\text{H}_4\text{N}_4\text{O}$	Hypoxanthine	912.3	880.5	
C_5H_5	Cyclopentadienyl	831.5	799.1	
$\text{C}_5\text{H}_5\text{N}$	Pyridine	930	898.1	
$\text{C}_5\text{H}_5\text{NO}$	3-Pyridinol	929.5	897.7	
$\text{C}_5\text{H}_5\text{NO}$	Pyridine-1-oxide	923.6	892.9	
$\text{C}_5\text{H}_5\text{N}_5$	Adenine	942.8	912.5	
$\text{C}_5\text{H}_5\text{N}_5\text{O}$	Guanine	959.5	927.6	
C_5H_6	1,3-Cyclopentadiene	821.6	798.4	
$\text{C}_5\text{H}_6\text{N}_2$	2-Pyridinamine	947.2	915.3	
$\text{C}_5\text{H}_6\text{N}_2$	3-Pyridinamine	954.4	922.6	
$\text{C}_5\text{H}_6\text{N}_2$	4-Pyridinamine	979.7	947.8	
$\text{C}_5\text{H}_6\text{N}_2\text{O}_2$	Thymine	880.9	850.0	
$\text{C}_5\text{H}_6\text{O}$	2-Methylfuran	865.9	833.5	
$\text{C}_5\text{H}_6\text{O}$	3-Methylfuran	854.0	821.5	
$\text{C}_5\text{H}_6\text{O}_3$	Glutaric anhydride	816		Ref. 9
$\text{C}_5\text{H}_6\text{O}_3$	3-Methylsuccinic anhydride	807		Ref. 9
$\text{C}_5\text{H}_6\text{S}$	2-Methylthiophene	859.0	826.5	
$\text{C}_5\text{H}_7\text{F}_3\text{O}_2$	Propyl trifluoroacetate	763.9	732.9	
C_5H_8	<i>trans</i> -1,3-Pentadiene	834.1	804.4	
C_5H_8	2-Methyl-1,3-butadiene	826.4	797.6	
C_5H_8	2-Pentyne	810.2	778.0	
C_5H_8	3-Methyl-1-butyne	814.9	787.8	
C_5H_8	Cyclopentene	766.3	733.8	
C_5H_8	1-Methylcyclobutene	841.5	807.3	
C_5H_8	Vinylcyclopropane	816.3	787.5	
C_5H_8	3,3-Dimethylcyclopropene	847.8	817.1	
$\text{C}_5\text{H}_8\text{N}_2$	1,3-Dimethyl-1 <i>H</i> -pyrazole	933.9	902.3	
$\text{C}_5\text{H}_8\text{N}_2$	1,4-Dimethyl-1 <i>H</i> -imidazole	976.7	944.9	
$\text{C}_5\text{H}_8\text{N}_2$	1,5-Dimethyl-1 <i>H</i> -pyrazole	934.3	902.8	
$\text{C}_5\text{H}_8\text{N}_2$	3,4-Dimethyl-1 <i>H</i> -pyrazole	927.3	895.4	
$\text{C}_5\text{H}_8\text{N}_2$	3,5-Dimethyl-1 <i>H</i> -pyrazole	933.5	900.1	
$\text{C}_5\text{H}_8\text{N}_2$	1,2-Dimethyl-1 <i>H</i> -imidazole	984.7	952.6	
$\text{C}_5\text{H}_8\text{N}_2$	1,5-Dimethyl-1 <i>H</i> -imidazole	977.6	945.8	
$\text{C}_5\text{H}_8\text{O}$	<i>trans</i> -2-Pentenal	839.0	807.2	
$\text{C}_5\text{H}_8\text{O}$	3-Methyl-2-butenal	856.9	825.0	
$\text{C}_5\text{H}_8\text{O}$	3-Methyl-3-buten-2-one	843.1	811.3	
$\text{C}_5\text{H}_8\text{O}$	Cyclopropyl methyl ketone	854.9	823	
$\text{C}_5\text{H}_8\text{O}$	Cyclopentanone	823.7	794.0	
$\text{C}_5\text{H}_8\text{O}$	3,4-Dihydro-2 <i>H</i> -pyran	865.8	833.4	
$\text{C}_5\text{H}_8\text{O}_2$	3-Methyl-2-butenic acid	822.9	791.9	
$\text{C}_5\text{H}_8\text{O}_2$	<i>cis</i> -2-Methyl-2-butenic acid	822.5	791.5	
$\text{C}_5\text{H}_8\text{O}_2$	Cyclobutanecarboxylic acid	817.4	786.4	
$\text{C}_5\text{H}_8\text{O}_2$	Methyl <i>trans</i> -2-butenate	851.3	820.4	
$\text{C}_5\text{H}_8\text{O}_2$	Methyl methacrylate	831.4	800.5	
$\text{C}_5\text{H}_8\text{O}_2$	Methyl cyclopropanecarboxylate	842.1	811.2	

Molecular formula	Name	E_{pa} kJ/mol	$\Delta_{\text{base}} G^\circ$ kJ/mol	Notes
$\text{C}_5\text{H}_8\text{O}_2$	2,4-Pentanedione	873.5	836.8	
$\text{C}_5\text{H}_9\text{N}$	2-Isocyano-2-methylpropane	870.7	838.3	
$\text{C}_5\text{H}_9\text{N}$	3-(Dimethylamino)-1-propyne	940.3	909.5	
$\text{C}_5\text{H}_9\text{N}$	Pentanenitrile	802.4	771.7	
$\text{C}_5\text{H}_9\text{N}$	2,2-Dimethylpropanenitrile	810.9	780.2	
$\text{C}_5\text{H}_9\text{NO}$	3-Ethoxypropanenitrile	807.2	776.5	
$\text{C}_5\text{H}_9\text{NO}$	<i>N,N</i> -Dimethyl-2-propenamide	904.3	873.4	
$\text{C}_5\text{H}_9\text{NO}$	<i>N</i> -Methyl-2-pyrrolidone	923.5	891.6	
$\text{C}_5\text{H}_9\text{NO}_2$	<i>L</i> -Proline	920.5	886.0	
$\text{C}_5\text{H}_9\text{NO}_4$	<i>L</i> -Glutamic acid	913.0	879.1	
$\text{C}_5\text{H}_9\text{N}_3$	Histamine	999.8	961.9	
C_5H_{10}	2-Methyl-2-butene	808.8	779.9	
$\text{C}_5\text{H}_{10}\text{N}_2\text{O}$	1,3-Dimethyl-2-imidazolidinone	918.4	886.0	
$\text{C}_5\text{H}_{10}\text{N}_2\text{O}_3$	<i>L</i> -Glutamine	937.8	900	
$\text{C}_5\text{H}_{10}\text{O}$	Allyl ethyl ether	833.7	804.5	
$\text{C}_5\text{H}_{10}\text{O}$	Pentanal	796.6	764.8	
$\text{C}_5\text{H}_{10}\text{O}$	2-Pentanone	832.7	800.9	
$\text{C}_5\text{H}_{10}\text{O}$	3-Pentanone	836.8	807	
$\text{C}_5\text{H}_{10}\text{O}$	3-Methyl-2-butanone	836.3	804.4	
$\text{C}_5\text{H}_{10}\text{O}$	Tetrahydropyran	822.8	795.4	
$\text{C}_5\text{H}_{10}\text{O}$	2-Methyltetrahydrofuran	840.8	811.6	
$\text{C}_5\text{H}_{10}\text{O}_2$	Butyl formate	806.0	775	
$\text{C}_5\text{H}_{10}\text{O}_2$	Propyl acetate	836.6	805.6	
$\text{C}_5\text{H}_{10}\text{O}_2$	Isopropyl acetate	836.6	805.6	
$\text{C}_5\text{H}_{10}\text{O}_2$	Methyl butanoate	836.4	805.4	
$\text{C}_5\text{H}_{10}\text{O}_2$	Methyl isobutanoate	836.6	805.7	
$\text{C}_5\text{H}_{10}\text{O}_2$	<i>cis</i> -1,2-Cyclopentanediol	885.6	853.1	
$\text{C}_5\text{H}_{10}\text{S}$	Thiacyclohexane	855.8	826.0	
$\text{C}_5\text{H}_{11}\text{N}$	Allyldimethylamine	957.8	926.8	
$\text{C}_5\text{H}_{11}\text{N}$	Piperidine	954.0	921	
$\text{C}_5\text{H}_{11}\text{N}$	<i>N</i> -Methylpyrrolidine	965.6	934.8	
$\text{C}_5\text{H}_{11}\text{NO}$	2,2-Dimethylpropanamide	889.0	857.2	
$\text{C}_5\text{H}_{11}\text{NO}_2$	<i>L</i> -Valine	910.6	876.7	
$\text{C}_5\text{H}_{11}\text{NO}_2\text{S}$	<i>L</i> -Methionine	935.4	901.5	
$\text{C}_5\text{H}_{12}\text{N}_2\text{O}$	Tetramethylurea	930.6	899.6	
$\text{C}_5\text{H}_{12}\text{N}_2\text{S}$	Tetramethylthiourea	947.6	916.6	
$\text{C}_5\text{H}_{12}\text{O}$	2,2-Dimethyl-1-propanol	795.5	765.2	
$\text{C}_5\text{H}_{12}\text{O}$	Butyl methyl ether	820.3	791.2	
$\text{C}_5\text{H}_{12}\text{O}$	Methyl tert-butyl ether	841.6	812.4	
$\text{C}_5\text{H}_{12}\text{O}$	Ethyl isopropyl ether	842.7	813.5	
$\text{C}_5\text{H}_{12}\text{S}$	2,2-Dimethyl-1-propanethiol	809.5	778.2	
$\text{C}_5\text{H}_{12}\text{Si}$	Vinyltrimethylsilane	833	804.1	
$\text{C}_5\text{H}_{13}\text{N}$	Pentylamine	923.5	889.5	
$\text{C}_5\text{H}_{13}\text{N}$	2-Methyl-2-butanamine	937.8	903.6	
$\text{C}_5\text{H}_{13}\text{N}$	2,2-Dimethylpropylamine	928.3	894.0	
$\text{C}_5\text{H}_{13}\text{N}$	Ethylisopropylamine	960.0	926.7	
$\text{C}_5\text{H}_{13}\text{N}$	<i>N,N</i> -Dimethyl-1-propanamine	962.8	931.9	
$\text{C}_5\text{H}_{13}\text{N}$	Diethylmethylamine	971.0	940.0	
$\text{C}_5\text{H}_{13}\text{N}_3$	1,1,3,3-Tetramethylguanidine	1031.6	997.4	
$\text{C}_5\text{H}_{14}\text{N}_2$	<i>N,N,N',N'</i> -Tetramethylmethanediamine	952.2	919.8	
$\text{C}_5\text{H}_{14}\text{N}_2$	<i>N,N</i> -Dimethyl-1,3-propanediamine	1025.0	975.3	
$\text{C}_5\text{H}_{14}\text{N}_2$	1,5-Pentanediamine	999.6	946.2	
C_6CrO_6	Chromium carbonyl	739.2	714.6	
C_6F_6	Hexafluorobenzene	648.0	624.4	
C_6HF_5	Pentafluorobenzene	690.4	662.7	
$\text{C}_6\text{H}_2\text{F}_4$	1,2,3,4-Tetrafluorobenzene	700.4	672.7	
$\text{C}_6\text{H}_2\text{F}_4$	1,2,3,5-Tetrafluorobenzene	747.3	719.6	
$\text{C}_6\text{H}_2\text{F}_4$	1,2,4,5-Tetrafluorobenzene	746.5	718.8	
$\text{C}_6\text{H}_3\text{F}_3$	1,2,3-Trifluorobenzene	724.3	696.6	
$\text{C}_6\text{H}_3\text{F}_3$	1,2,4-Trifluorobenzene	729.5	699.4	

Molecular formula	Name	E_{pa} kJ/mol	$\Delta_{\text{base}} G^\circ$ kJ/mol	Notes
$\text{C}_6\text{H}_3\text{F}_3$	1,3,5-Trifluorobenzene	741.9	715.4	
C_6H_4	Benzynes	841	808.5	
$\text{C}_6\text{H}_4\text{F}_2$	<i>o</i> -Difluorobenzene	731.2	703.5	
$\text{C}_6\text{H}_4\text{F}_2$	<i>m</i> -Difluorobenzene	749.7	722	
$\text{C}_6\text{H}_4\text{F}_2$	<i>p</i> -Difluorobenzene	718.7	692.8	
$\text{C}_6\text{H}_4\text{N}_2$	2-Pyridinecarbonitrile	872.9	841	
$\text{C}_6\text{H}_4\text{N}_2$	3-Pyridinecarbonitrile	877.0	845.1	
$\text{C}_6\text{H}_4\text{N}_2$	4-Pyridinecarbonitrile	880.6	848.8	
$\text{C}_6\text{H}_4\text{O}_2$	<i>p</i> -Benzoquinone	799.1	769.3	
C_6H_5	Phenyl	884	851.5	
$\text{C}_6\text{H}_5\text{Br}$	Bromobenzene	754.1	725.8	
$\text{C}_6\text{H}_5\text{Cl}$	Chlorobenzene	753.1	724.6	
$\text{C}_6\text{H}_5\text{F}$	Fluorobenzene	755.9	726.6	
$\text{C}_6\text{H}_5\text{NO}$	Nitrosobenzene	854.3	823.6	
$\text{C}_6\text{H}_5\text{NO}$	4-Pyridinecarboxaldehyde	904.6	872.8	
$\text{C}_6\text{H}_5\text{NO}_2$	Nitrobenzene	800.3	769.5	
$\text{C}_6\text{H}_5\text{N}_3$	Azidobenzene	820	787.5	
$\text{C}_6\text{H}_5\text{O}$	Phenoxy	873.2		Ref. 4
C_6H_6	Benzene	750.4	725.4	
$\text{C}_6\text{H}_6\text{BrN}$	3-Bromoaniline	873.2	841.4	
$\text{C}_6\text{H}_6\text{ClN}$	3-Chloroaniline	868.1	836.3	
$\text{C}_6\text{H}_6\text{ClN}$	4-Chloroaniline	873.8	842.0	
$\text{C}_6\text{H}_6\text{ClN}$	2-Chloro-4-methylpyridine	921.2	889.4	
$\text{C}_6\text{H}_6\text{ClN}$	2-Chloro-6-methylpyridine	908.0	876.2	
$\text{C}_6\text{H}_6\text{ClNO}$	2-Chloro-6-methoxypyridine	909.9	878.0	
$\text{C}_6\text{H}_6\text{FN}$	3-Fluoroaniline	867.3	835.5	
$\text{C}_6\text{H}_6\text{FN}$	4-Fluoroaniline	871.5	839.7	
$\text{C}_6\text{H}_6\text{IN}$	3-Iodoaniline	878.7	846.8	
$\text{C}_6\text{H}_6\text{N}$	Anilino	949.8	917.4	
$\text{C}_6\text{H}_6\text{N}_2\text{O}$	3-Pyridinecarboxamide	918.3	886.4	
$\text{C}_6\text{H}_6\text{N}_2\text{O}_2$	4-Nitroaniline	866.0	834.2	
$\text{C}_6\text{H}_6\text{N}_4$	6-Methyl-1 <i>H</i> -purine	939.2	907.3	
$\text{C}_6\text{H}_6\text{O}$	Bis(2-propynyl) ether	783.9	756.5	
$\text{C}_6\text{H}_6\text{O}$	Phenol	817.3	786.3	
$\text{C}_6\text{H}_7\text{N}$	Bis(2-propynyl)amine	910.0	876.9	
$\text{C}_6\text{H}_7\text{N}$	Aniline	882.5	850.6	
$\text{C}_6\text{H}_7\text{N}$	2-Methylpyridine	949.1	917.3	
$\text{C}_6\text{H}_7\text{N}$	3-Methylpyridine	943.4	911.6	
$\text{C}_6\text{H}_7\text{N}$	4-Methylpyridine	947.2	915.3	
$\text{C}_6\text{H}_7\text{NO}$	1-Methyl-2(1 <i>H</i>)-pyridinone	925.8	894.8	
$\text{C}_6\text{H}_7\text{NO}$	2-Aminophenol	898.8	866.9	
$\text{C}_6\text{H}_7\text{NO}$	3-Aminophenol	898.8	866.9	
$\text{C}_6\text{H}_7\text{NO}$	2-Methoxypyridine	934.7	902.8	
$\text{C}_6\text{H}_7\text{NO}$	3-Methoxypyridine	942.7	910.9	
$\text{C}_6\text{H}_7\text{NO}$	4-Methoxypyridine	961.7	929.8	
$\text{C}_6\text{H}_7\text{NO}$	3-Methylpyridine-1-oxide	935.2	902.8	
C_6H_8	1,3-Cyclohexadiene	837	804.5	
C_6H_8	1,4-Cyclohexadiene	837	808.0	
$\text{C}_6\text{H}_8\text{N}_2$	1,2-Benzenediamine	896.5	865.8	
$\text{C}_6\text{H}_8\text{N}_2$	1,3-Benzenediamine	929.9	899.2	
$\text{C}_6\text{H}_8\text{N}_2$	1,4-Benzenediamine	905.9	874.0	
$\text{C}_6\text{H}_8\text{N}_2\text{O}$	Bis(2-cyanoethyl) ether	813.8	786.4	
$\text{C}_6\text{H}_8\text{O}$	2,4-Dimethylfuran	894.7	862.3	
$\text{C}_6\text{H}_8\text{O}$	2,5-Dimethylfuran	865.9	835.2	
$\text{C}_6\text{H}_8\text{O}$	3,4-Dimethylfuran	869.0	838.3	
$\text{C}_6\text{H}_8\text{O}_2$	1,3-Cyclohexanedione	881.2	849.4	
$\text{C}_6\text{H}_8\text{O}_2$	1,4-Cyclohexanedione	812.5	782.7	
$\text{C}_6\text{H}_8\text{O}_2$	1,2-Cyclohexanedione	849.6	818.9	
$\text{C}_6\text{H}_8\text{O}_3$	4-Methylglutaric anhydride	820		Ref. 9
$\text{C}_6\text{H}_9\text{F}_3\text{O}_2$	Butyl trifluoroacetate	764.8	733.8	

Molecular formula	Name	E_{pa} kJ/mol	$\Delta_{\text{base}} G^\circ$ kJ/mol	Notes
$\text{C}_6\text{H}_9\text{N}$	2,5-Dimethylpyrrole	918.7	887.1	
$\text{C}_6\text{H}_9\text{N}_3\text{O}_2$	<i>L</i> -Histidine	988	950.2	
C_6H_{10}	Methylenecyclopentane	832.4	803.5	
C_6H_{10}	(1-Methylvinyl)cyclopropane	871.6	842.7	
C_6H_{10}	2-Methyl-1,3-pentadiene	864.9	836	
C_6H_{10}	3-Methyl-1,3-pentadiene	852.3	823.4	
C_6H_{10}	2,3-Dimethyl-1,3-butadiene	835.0	807.8	
C_6H_{10}	1-Hexyne	799.8	774.8	
C_6H_{10}	2-Hexyne	806.1	781.1	
C_6H_{10}	Cyclohexene	784.5	752.0	
C_6H_{10}	1-Methylcyclopentene	816.5	787.1	
$\text{C}_6\text{H}_{10}\text{N}_2$	1,3,5-Trimethyl-1 <i>H</i> -pyrazole	949.3	917.4	
$\text{C}_6\text{H}_{10}\text{N}_2$	3,4,5-Trimethyl-1 <i>H</i> -pyrazole	949.3	916.0	
$\text{C}_6\text{H}_{10}\text{O}$	7-Oxabicyclo[2.2.1]heptane	844.2	816.8	
$\text{C}_6\text{H}_{10}\text{O}$	7-Oxabicyclo[4.1.0]heptane	848.1	815.6	
$\text{C}_6\text{H}_{10}\text{O}$	<i>trans</i> -3-Hexen-2-one	865.6	833.8	
$\text{C}_6\text{H}_{10}\text{O}$	Diallyl ether	827.4	800.0	
$\text{C}_6\text{H}_{10}\text{O}$	Cyclohexanone	841.0	811.2	
$\text{C}_6\text{H}_{10}\text{O}$	Mesityl oxide	878.7	846.9	
$\text{C}_6\text{H}_{10}\text{O}_2$	Cyclopentanecarboxylic acid	817.4	786.4	
$\text{C}_6\text{H}_{10}\text{O}_2$	2,5-Hexanedione	892.0	851.8	
$\text{C}_6\text{H}_{11}\text{N}$	<i>N</i> -Allyl-2-propen-1-amine	949.3	916.3	
$\text{C}_6\text{H}_{11}\text{NO}$	1-Methyl-2-piperidinone	924.4	892.6	
$\text{C}_6\text{H}_{11}\text{N}_3\text{O}_4$	<i>N</i> -(<i>N</i> -Glycylglycyl)glycine	966.8	916.8	
C_6H_{12}	1-Hexene	805.2	776.3	
C_6H_{12}	2-Methyl-2-pentene	812	783.1	
C_6H_{12}	2,3-Dimethyl-2-butene	813.9	785.9	
C_6H_{12}	Cyclohexane	686.9	666.9	
$\text{C}_6\text{H}_{12}\text{N}_2$	Triethylenediamine	963.4	934.6	
$\text{C}_6\text{H}_{12}\text{N}_2\text{O}_3$	<i>N</i> - <i>L</i> -Alanyl- <i>L</i> -alanine		905.6	
$\text{C}_6\text{H}_{12}\text{O}$	Oxepane	834.2	806.8	
$\text{C}_6\text{H}_{12}\text{O}$	3-Hexanone	843.2	811.3	
$\text{C}_6\text{H}_{12}\text{O}$	3,3-Dimethyl-2-butanone	840.1	808.2	
$\text{C}_6\text{H}_{12}\text{O}_2$	<i>cis</i> -1,3-Cyclohexanediol	882.2	849.7	
$\text{C}_6\text{H}_{12}\text{O}_2$	<i>trans</i> -1,3-Cyclohexanediol	828.6	797.9	
$\text{C}_6\text{H}_{12}\text{O}_2$	Methyl 2,2-dimethylpropanoate	845.2	814.2	
$\text{C}_6\text{H}_{12}\text{O}_2$	Diacetone alcohol	822.9	791.1	
$\text{C}_6\text{H}_{12}\text{O}_6$	α - <i>D</i> -Glucose		778.9	
$\text{C}_6\text{H}_{12}\text{O}_6$	β - <i>D</i> -Glucose		778.9	
$\text{C}_6\text{H}_{13}\text{N}$	<i>N,N</i> ,2-Trimethylpropenylamine	967.0	934.5	
$\text{C}_6\text{H}_{13}\text{N}$	Cyclohexylamine	934.4	899.6	
$\text{C}_6\text{H}_{13}\text{N}$	1-Methylpiperidine	971.1	940.1	
$\text{C}_6\text{H}_{13}\text{N}$	Hexahydro-1 <i>H</i> -azepine	956.7	923.5	
$\text{C}_6\text{H}_{13}\text{NO}$	<i>N,N</i> -Dimethylbutanamide	921.7	890.8	
$\text{C}_6\text{H}_{13}\text{NO}$	<i>N,N</i> -Diethylacetamide	925.4	894.4	
$\text{C}_6\text{H}_{13}\text{NO}_2$	<i>L</i> -Leucine	914.6	880.6	
$\text{C}_6\text{H}_{13}\text{NO}_2$	<i>L</i> -Isoleucine	917.4	883.5	
$\text{C}_6\text{H}_{14}\text{N}_2\text{O}_2$	<i>L</i> -Lysine	996	951.0	
$\text{C}_6\text{H}_{14}\text{N}_4\text{O}_2$	<i>L</i> -Arginine	1051.0	1006.6	
$\text{C}_6\text{H}_{14}\text{O}$	Dipropyl ether	837.9	810.5	
$\text{C}_6\text{H}_{14}\text{O}$	Diisopropyl ether	855.5	828.1	
$\text{C}_6\text{H}_{14}\text{O}$	<i>tert</i> -Butyl ethyl ether	856.0	826.9	
$\text{C}_6\text{H}_{14}\text{O}_3$	Diethylene glycol dimethyl ether	918.8	870.9	
$\text{C}_6\text{H}_{14}\text{S}$	Dipropyl sulfide	864.7	834.9	
$\text{C}_6\text{H}_{14}\text{S}$	Diisopropyl sulfide	876.4	846.6	
$\text{C}_6\text{H}_{15}\text{N}$	Butyldimethylamine	969.2	938.2	
$\text{C}_6\text{H}_{15}\text{N}$	Isobutyldimethylamine	968.7	937.8	
$\text{C}_6\text{H}_{15}\text{N}$	Hexylamine	927.5	893.5	
$\text{C}_6\text{H}_{15}\text{N}$	Dipropylamine	962.3	929.3	
$\text{C}_6\text{H}_{15}\text{N}$	Diisopropylamine	971.9	938.6	

Molecular formula	Name	E_{pa} kJ/mol	$\Delta_{\text{base}} G^\circ$ kJ/mol	Notes
$\text{C}_6\text{H}_{15}\text{N}$	Triethylamine	981.8	951	
$\text{C}_6\text{H}_{15}\text{NO}$	6-Amino-1-hexanol	969.0	915.7	
$\text{C}_6\text{H}_{15}\text{OP}$	Triethylphosphine oxide	936.6	906.8	
$\text{C}_6\text{H}_{15}\text{O}_4\text{P}$	Triethyl phosphate	909.3	879.6	
$\text{C}_6\text{H}_{15}\text{P}$	Triethylphosphine	984.5	952.0	
$\text{C}_6\text{H}_{16}\text{N}_2$	1,6-Hexanediamine	999.5	946.2	
$\text{C}_6\text{H}_{16}\text{N}_2$	<i>N,N,N',N'</i> -Tetramethyl-1,2-ethanediamine	1012.8	970.6	
$\text{C}_6\text{H}_{16}\text{OSi}$	Triethylsilanol	822.1	794.8	
$\text{C}_6\text{H}_{18}\text{N}_3\text{OP}$	Hexamethylphosphoric triamide	958.6	928.7	
$\text{C}_6\text{H}_{18}\text{N}_3\text{P}$	Hexamethylphosphorous triamide	930.1	897.7	
$\text{C}_6\text{H}_{18}\text{OSi}_2$	Hexamethyldisiloxane	846.4	816.2	
C_6MoO_6	Molybdenum hexacarbonyl	762.6	738.1	
$\text{C}_6\text{O}_6\text{W}$	Tungsten carbonyl	758.0	733.4	
$\text{C}_7\text{H}_4\text{N}_2\text{O}_2$	3-Nitrobenzonitrile	781.4	750.7	
$\text{C}_7\text{H}_4\text{N}_2\text{O}_2$	4-Nitrobenzonitrile	775.7	745.1	
$\text{C}_7\text{H}_5\text{ClO}$	3-Chlorobenzaldehyde	813.0	781.1	
$\text{C}_7\text{H}_5\text{ClO}$	4-Chlorobenzaldehyde	831.3	799.4	
$\text{C}_7\text{H}_5\text{FO}$	3-Fluorobenzaldehyde	814.3	782.5	
$\text{C}_7\text{H}_5\text{FO}$	4-Fluorobenzaldehyde	827.1	795.3	
$\text{C}_7\text{H}_5\text{N}$	Benzonitrile	811.5	780.9	
$\text{C}_7\text{H}_5\text{N}$	Isocyanobenzene	868.4	836.0	
$\text{C}_7\text{H}_5\text{NO}$	Benzoxazole	891.6	859.8	
$\text{C}_7\text{H}_5\text{NO}_3$	4-Nitrobenzaldehyde	795.1	763.2	
$\text{C}_7\text{H}_6\text{ClNO}$	3-Chlorobenzamide	877.2	846.3	
$\text{C}_7\text{H}_6\text{ClNO}$	4-Chlorobenzamide	877.2	846.3	
$\text{C}_7\text{H}_6\text{F}$	<i>m</i> -Fluorobenzyl	836.5	804	
$\text{C}_7\text{H}_6\text{FNO}$	3-Fluorobenzamide	877.2	846.3	
$\text{C}_7\text{H}_6\text{FNO}$	4-Fluorobenzamide	877.2	846.3	
$\text{C}_7\text{H}_6\text{F}_3\text{N}$	3-(Trifluoromethyl)aniline	856.9	825.1	
$\text{C}_7\text{H}_6\text{N}_2$	1 <i>H</i> -Benzimidazole	953.8	920.5	
$\text{C}_7\text{H}_6\text{N}_2$	1 <i>H</i> -Indazole	900.8	868.9	
$\text{C}_7\text{H}_6\text{N}_2$	3-Aminobenzonitrile	842.3	810.4	
$\text{C}_7\text{H}_6\text{N}_2$	1 <i>H</i> -Pyrrolo[2,3- <i>b</i>]pyridine	940.2	908.3	
$\text{C}_7\text{H}_6\text{N}_2\text{O}_3$	4-Nitrobenzamide	845.3	814.4	
$\text{C}_7\text{H}_6\text{N}_2\text{O}_3$	3-Nitrobenzamide	854.2	823.2	
$\text{C}_7\text{H}_6\text{O}$	Benzaldehyde	834.0	802.1	
$\text{C}_7\text{H}_6\text{O}$	2,4,6-Cycloheptatrien-1-one	920.8	891.0	
$\text{C}_7\text{H}_6\text{O}_2$	Benzoic acid	821.1	790.1	
C_7H_7	Benzyl	831.4	800.7	
$\text{C}_7\text{H}_7\text{Br}$	2-Bromotoluene	775.3	745.8	
$\text{C}_7\text{H}_7\text{Br}$	3-Bromotoluene	782.0	752.5	
$\text{C}_7\text{H}_7\text{Br}$	4-Bromotoluene	775.3	745.8	
$\text{C}_7\text{H}_7\text{Cl}$	2-Chlorotoluene	790.5	761.1	
$\text{C}_7\text{H}_7\text{Cl}$	3-Chlorotoluene	783.9	754.5	
$\text{C}_7\text{H}_7\text{Cl}$	4-Chlorotoluene	762.9	735.2	
$\text{C}_7\text{H}_7\text{F}$	2-Fluorotoluene	773.3	743.8	
$\text{C}_7\text{H}_7\text{F}$	3-Fluorotoluene	785.4	756.0	
$\text{C}_7\text{H}_7\text{F}$	4-Fluorotoluene	763.8	736.1	
$\text{C}_7\text{H}_7\text{I}$	1-Iodo-2-methylbenzene	780.3	750.8	
$\text{C}_7\text{H}_7\text{N}$	4-Vinylpyridine	944.1	912.3	
$\text{C}_7\text{H}_7\text{NO}$	1-(3-Pyridinyl)ethanone	916.2	884.3	
$\text{C}_7\text{H}_7\text{NO}$	1-(4-Pyridinyl)ethanone	914.7	882.9	
$\text{C}_7\text{H}_7\text{NO}$	4-Aminobenzaldehyde	910.4	878.6	
$\text{C}_7\text{H}_7\text{NO}$	Benzamide	892.1	861.2	
$\text{C}_7\text{H}_7\text{NO}_2$	Methyl 3-pyridinecarboxylate	925.6	893.8	
$\text{C}_7\text{H}_7\text{NO}_2$	Methyl 4-pyridinecarboxylate	926.6	894.7	
$\text{C}_7\text{H}_7\text{NO}_2$	Aniline-2-carboxylic acid	901.5	869.0	
$\text{C}_7\text{H}_7\text{NO}_2$	Aniline-3-carboxylic acid	864.7	832.3	
$\text{C}_7\text{H}_7\text{NO}_2$	Aniline-4-carboxylic acid	864.7	832.3	
$\text{C}_7\text{H}_7\text{NO}_2$	4-Nitrotoluene	815.2	782.7	

Molecular formula	Name	E_{pa} kJ/mol	$\Delta_{\text{base}} G^\circ$ kJ/mol	Notes
$\text{C}_7\text{H}_7\text{NO}_3$	4-Nitrobenzenemethanol	810.5	778.0	
$\text{C}_7\text{H}_7\text{N}_3$	1-Methyl-1 <i>H</i> -benzotriazole	931.2	898.7	
$\text{C}_7\text{H}_7\text{O}$	2-Methylphenoxy	874.5	842	
C_7H_8	Toluene	784.0	756.3	
C_7H_8	2,5-Norbornadiene	849.3	820.3	
$\text{C}_7\text{H}_8\text{N}_2\text{O}$	4-Aminobenzamide	927.9	896.9	
$\text{C}_7\text{H}_8\text{N}_2\text{O}$	3-Aminobenzamide	900.9	869.9	
$\text{C}_7\text{H}_8\text{N}_2\text{O}_2$	<i>N</i> -Methyl-4-nitroaniline	891.6	865.1	
$\text{C}_7\text{H}_8\text{O}$	<i>o</i> -Cresol	832	800	Ref. 10
$\text{C}_7\text{H}_8\text{O}$	<i>m</i> -Cresol	841	809	Ref. 10
$\text{C}_7\text{H}_8\text{O}$	<i>p</i> -Cresol	814	782	Ref. 10
$\text{C}_7\text{H}_8\text{O}$	Benzyl alcohol	778.3	748.0	
$\text{C}_7\text{H}_8\text{O}$	Anisole	839.6	807.2	
$\text{C}_7\text{H}_8\text{O}_2$	2,6-Dimethyl-4 <i>H</i> -pyran-4-one	941.5	907.3	
$\text{C}_7\text{H}_8\text{O}_2\text{S}$	Methyl phenyl sulfone	812.7	780.3	
$\text{C}_7\text{H}_8\text{S}$	(Methylthio)benzene	872.6	843.7	
$\text{C}_7\text{H}_9\text{N}$	Benzylamine	913.3	879.4	
$\text{C}_7\text{H}_9\text{N}$	2-Methylaniline	890.9	859.1	
$\text{C}_7\text{H}_9\text{N}$	3-Methylaniline	895.8	864.0	
$\text{C}_7\text{H}_9\text{N}$	4-Methylaniline	896.7	864.8	
$\text{C}_7\text{H}_9\text{N}$	<i>N</i> -Methylaniline	916.6	890.1	
$\text{C}_7\text{H}_9\text{N}$	2-Ethylpyridine	952.4	920.6	
$\text{C}_7\text{H}_9\text{N}$	3-Ethylpyridine	947.4	915.5	
$\text{C}_7\text{H}_9\text{N}$	4-Ethylpyridine	951.1	919.2	
$\text{C}_7\text{H}_9\text{N}$	2,3-Dimethylpyridine	958.9	927.0	
$\text{C}_7\text{H}_9\text{N}$	2,4-Dimethylpyridine	962.9	930.8	
$\text{C}_7\text{H}_9\text{N}$	2,5-Dimethylpyridine	958.8	926.9	
$\text{C}_7\text{H}_9\text{N}$	2,6-Dimethylpyridine	963.0	931.1	
$\text{C}_7\text{H}_9\text{N}$	3,4-Dimethylpyridine	957.3	925.5	
$\text{C}_7\text{H}_9\text{N}$	3,5-Dimethylpyridine	955.4	923.5	
$\text{C}_7\text{H}_9\text{NO}$	2-Methoxyaniline	905.2	873.3	
$\text{C}_7\text{H}_9\text{NO}$	3-Methoxyaniline	913.0	881.1	
$\text{C}_7\text{H}_9\text{NO}$	4-Methoxyaniline	900.3	868.5	
C_7H_{10}	Bicyclo[2.2.1]hept-2-ene	836.5	804.0	
$\text{C}_7\text{H}_{10}\text{N}_2$	<i>N,N</i> -Dimethyl-2-pyridinamine	968.2	941.6	
$\text{C}_7\text{H}_{10}\text{N}_2$	<i>N,N</i> -Dimethyl-4-pyridinamine	997.6	971.1	
$\text{C}_7\text{H}_{10}\text{O}$	Dicyclopentyl ketone	880.4	850.6	
$\text{C}_7\text{H}_{10}\text{O}$	Bicyclo[2.2.1]heptan-2-one	847.4	815.5	
$\text{C}_7\text{H}_{11}\text{N}$	Cyclohexanecarbonitrile	815.0	784.4	
C_7H_{12}	2,4-Dimethyl-1,3-pentadiene	886.5	857.6	
C_7H_{12}	1-Methylcyclohexene	825.1	792.6	
C_7H_{12}	1,2-Dimethylcyclopentene	822.6	791.9	
$\text{C}_7\text{H}_{12}\text{N}_2$	2,3,4,6,7,8-Hexahydropyrrolo[1,2- <i>a</i>]pyrimidine	1038.3	1005.9	
$\text{C}_7\text{H}_{12}\text{O}$	Cycloheptanone	845.6	815.9	
$\text{C}_7\text{H}_{12}\text{O}$	4-Methylcyclohexanone	844.9	813.0	
$\text{C}_7\text{H}_{12}\text{O}_2$	Cyclohexanecarboxylic acid	823.8	792.8	
$\text{C}_7\text{H}_{13}\text{N}$	1-Azabicyclo[2.2.2]octane	983.3	952.5	
C_7H_{14}	2,4-Dimethyl-2-pentene	812	783.1	
$\text{C}_7\text{H}_{14}\text{O}$	Methoxycyclohexane	840.5	811.3	
$\text{C}_7\text{H}_{14}\text{O}$	4-Heptanone	845.0	815.3	
$\text{C}_7\text{H}_{14}\text{O}$	2,4-Dimethyl-3-pentanone	850.3	820.5	
$\text{C}_7\text{H}_{14}\text{O}$	Cyclohexanemethanol	802.1	771.7	
$\text{C}_7\text{H}_{15}\text{N}$	Cyclohexanemethanamine	926.6	895.8	
$\text{C}_7\text{H}_{16}\text{O}$	<i>tert</i> -Butyl isopropyl ether	870.7	841.5	
$\text{C}_7\text{H}_{17}\text{N}$	Heptylamine	923.2	889.3	
$\text{C}_7\text{H}_{17}\text{N}$	Methyldipropylamine	983.5	950.9	
$\text{C}_7\text{H}_{17}\text{N}$	Diethylpropylamine	978.8	947.9	
$\text{C}_7\text{H}_{18}\text{N}_2$	1,7-Heptanediamine	998.5	944.9	
$\text{C}_7\text{H}_{18}\text{N}_2$	<i>N,N,N',N'</i> -Tetramethyl-1,3-propanediamine	1035.2	985.4	

Molecular formula	Name	E_{pa} kJ/mol	$\Delta_{\text{base}} G^\circ$ kJ/mol	Notes
$\text{C}_8\text{H}_4\text{F}_3\text{N}$	3-(Trifluoromethyl)benzonitrile	791.4	760.8	
$\text{C}_8\text{H}_4\text{F}_3\text{N}$	4-(Trifluoromethyl)benzonitrile	787.2	758.3	
$\text{C}_8\text{H}_4\text{N}_2$	<i>m</i> -Dicyanobenzene	779.3	750.4	
$\text{C}_8\text{H}_4\text{N}_2$	<i>p</i> -Dicyanobenzene	779.0	751.8	
$\text{C}_8\text{H}_5\text{Cl}$	1-Chloro-4-ethynylbenzene	832.4	801.7	
$\text{C}_8\text{H}_5\text{Cl}_3\text{O}$	2,2,2-Trichloro-1-phenylethanone	818.9	787.0	
$\text{C}_8\text{H}_5\text{F}_3\text{O}$	2,2,2-Trifluoro-1-phenylethanone	799.2	767.4	
$\text{C}_8\text{H}_5\text{F}_3\text{O}$	4-(Trifluoromethyl)benzaldehyde	805.6	773.8	
$\text{C}_8\text{H}_5\text{NO}$	4-Formylbenzonitrile	796.9	766.3	
C_8H_6	Phenylacetylene	832.0	801.3	
$\text{C}_8\text{H}_6\text{ClN}$	4-(Chloromethyl)benzonitrile	812.8	782.1	
$\text{C}_8\text{H}_6\text{ClN}$	3-(Chloromethyl)benzonitrile	811.2	780.6	
$\text{C}_8\text{H}_6\text{N}_2$	Quinoxaline	903.8	873.7	
$\text{C}_8\text{H}_6\text{N}_2$	Cinnoline	936.3	904.4	
$\text{C}_8\text{H}_7\text{Br}$	1-Bromo-4-vinylbenzene	838.7	809.8	
$\text{C}_8\text{H}_7\text{Br}$	1-Bromo-3-vinylbenzene	822.4	793.5	
$\text{C}_8\text{H}_7\text{ClO}$	1-(3-Chlorophenyl)ethanone	846.9	815.1	
$\text{C}_8\text{H}_7\text{ClO}$	1-(4-Chlorophenyl)ethanone	856.6	824.8	
$\text{C}_8\text{H}_7\text{ClO}_2$	Methyl 4-chlorobenzoate	842.1	811.1	
$\text{C}_8\text{H}_7\text{ClO}_2$	Methyl 3-chlorobenzoate	835.4	804.4	
$\text{C}_8\text{H}_7\text{FO}$	1-(4-Fluorophenyl)ethanone	858.6	826.8	
$\text{C}_8\text{H}_7\text{N}$	Benzeneacetonitrile	805.5	774.8	
$\text{C}_8\text{H}_7\text{N}$	1 <i>H</i> -Indole	933.4	901.9	
$\text{C}_8\text{H}_7\text{NO}_3$	1-(4-Nitrophenyl)ethanone	824.3	792.5	
$\text{C}_8\text{H}_7\text{NO}_3$	1-(3-Nitrophenyl)ethanone	826.0	794.1	
$\text{C}_8\text{H}_7\text{NO}_4$	Methyl 3-nitrobenzoate	815.7	784.7	
$\text{C}_8\text{H}_7\text{NO}_4$	Methyl 4-nitrobenzoate	813.2	782.3	
C_8H_8	Styrene	839.5	809.2	
$\text{C}_8\text{H}_8\text{N}_2$	1-Methyl-1 <i>H</i> -benzimidazole	967.0	935.2	
$\text{C}_8\text{H}_8\text{N}_2$	2-Methyl-2 <i>H</i> -indazole	941.4	909.6	
$\text{C}_8\text{H}_8\text{N}_2$	1-Methyl-1 <i>H</i> -indazole	922.4	890.5	
$\text{C}_8\text{H}_8\text{O}$	3-Methylbenzaldehyde	840.0	808.1	
$\text{C}_8\text{H}_8\text{O}$	4-Methylbenzaldehyde	851.8	820.0	
$\text{C}_8\text{H}_8\text{O}$	Acetophenone	861.1	829.3	
$\text{C}_8\text{H}_8\text{O}_2$	<i>o</i> -Toluic acid	838.8	807.8	
$\text{C}_8\text{H}_8\text{O}_2$	<i>m</i> -Toluic acid	829.8	798.8	
$\text{C}_8\text{H}_8\text{O}_2$	<i>p</i> -Toluic acid	836.7	805.7	
$\text{C}_8\text{H}_8\text{O}_2$	Methyl benzoate	850.5	819.5	
$\text{C}_8\text{H}_8\text{O}_2$	3-Methoxybenzaldehyde	844.1	812.2	
$\text{C}_8\text{H}_8\text{O}_2$	4-Methoxybenzaldehyde	881.1	849.3	
$\text{C}_8\text{H}_8\text{O}_2$	1-(3-Hydroxyphenyl)ethanone	863.6	831.8	
$\text{C}_8\text{H}_8\text{O}_2$	1-(4-Hydroxyphenyl)ethanone	883.7	851.9	
$\text{C}_8\text{H}_8\text{O}_3$	Methyl 4-hydroxybenzoate	863.4	832.5	
$\text{C}_8\text{H}_8\text{O}_3$	Methyl 3-hydroxybenzoate	850.0	819.1	
$\text{C}_8\text{H}_9\text{N}$	2,3-Dihydro-1 <i>H</i> -indole	957.1	926.3	
$\text{C}_8\text{H}_9\text{NO}$	3-Methylbenzamide	900.9	869.9	
$\text{C}_8\text{H}_9\text{NO}$	4-Methylbenzamide	900.9	869.9	
$\text{C}_8\text{H}_9\text{NO}$	1-(4-Aminophenyl)ethanone	908.8	877.0	
$\text{C}_8\text{H}_9\text{NO}_2$	3-Methoxybenzamide	900.9	869.9	
$\text{C}_8\text{H}_9\text{NO}_2$	2,4-Dimethyl-1-nitrobenzene	831.0	798.5	
$\text{C}_8\text{H}_9\text{NO}_2$	Methyl 4-aminobenzoate	883.9	853.0	
$\text{C}_8\text{H}_9\text{NO}_2$	4-Methoxybenzamide	900.3	869.4	
C_8H_{10}	Ethylbenzene	788.0	760.3	
C_8H_{10}	<i>o</i> -Xylene	796.0	768.3	
C_8H_{10}	<i>m</i> -Xylene	812.1	786.2	
C_8H_{10}	<i>p</i> -Xylene	794.4	766.8	
$\text{C}_8\text{H}_{10}\text{ClN}$	4-Chloro- <i>N,N</i> -dimethylaniline	922.9	896.4	
$\text{C}_8\text{H}_{10}\text{N}_2\text{O}_2$	<i>N,N</i> -Dimethyl-4-nitroaniline	896.7	870.2	
$\text{C}_8\text{H}_{10}\text{N}_2\text{O}_2$	<i>N,N</i> -Dimethyl-3-nitroaniline	894.1	867.6	
$\text{C}_8\text{H}_{10}\text{O}$	Benzyl methyl ether	816.7	787.5	

Molecular formula	Name	E_{pa} kJ/mol	$\Delta_{\text{base}} G^\circ$ kJ/mol	Notes
$\text{C}_8\text{H}_{10}\text{O}$	2-Methylanisole	850	818	Ref. 10
$\text{C}_8\text{H}_{10}\text{O}$	3-Methylanisole	860	828	Ref. 10
$\text{C}_8\text{H}_{10}\text{O}$	4-Methylanisole	841	809	Ref. 10
$\text{C}_8\text{H}_{11}\text{N}$	4-Isopropylpyridine	955.7	923.8	
$\text{C}_8\text{H}_{11}\text{N}$	3-Ethylaniline	897.9	866.1	
$\text{C}_8\text{H}_{11}\text{N}$	<i>N</i> -Ethylaniline	924.8	892.9	
$\text{C}_8\text{H}_{11}\text{N}$	<i>N,N</i> -Dimethylaniline	941.1	909.2	
$\text{C}_8\text{H}_{11}\text{N}$	2,6-Dimethylaniline	901.7	869.8	
$\text{C}_8\text{H}_{11}\text{N}$	Benzeneethanamine	936.2	902.3	
$\text{C}_8\text{H}_{11}\text{N}$	2-Propylpyridine	955.7	923.8	
C_8H_{12}	2-Methyl-2-norbornene	845	812.5	
$\text{C}_8\text{H}_{12}\text{N}_2$	<i>N,N</i> -Dimethyl-1,4-benzenediamine	955.0	928.4	
$\text{C}_8\text{H}_{12}\text{N}_2\text{O}_2$	Ethyl 1,5-dimethyl-1 <i>H</i> -pyrazole-3-carboxylate	933.4	901.5	
$\text{C}_8\text{H}_{14}\text{O}$	Cyclooctanone	849.4	819.6	
$\text{C}_8\text{H}_{14}\text{O}$	1-Cyclohexylethanone	841.4	809.5	
$\text{C}_8\text{H}_{14}\text{O}_2$	Methyl cyclohexanecarboxylate	846.2	815.3	
$\text{C}_8\text{H}_{16}\text{O}$	2,2,4-Trimethyl-3-pentanone	856.9	825.0	
$\text{C}_8\text{H}_{17}\text{N}$	Cyclohexyldimethylamine	983.6	952.6	
$\text{C}_8\text{H}_{18}\text{O}$	Dibutyl ether	845.7	818.3	
$\text{C}_8\text{H}_{18}\text{O}$	Di- <i>sec</i> -butyl ether	865.9	838.5	
$\text{C}_8\text{H}_{18}\text{O}$	Di- <i>tert</i> -butyl ether	887.4	860.0	
$\text{C}_8\text{H}_{18}\text{O}_4$	Triethylene glycol dimethyl ether	946.6	892.4	
$\text{C}_8\text{H}_{18}\text{O}_5$	Tetraethylene glycol		>910	
$\text{C}_8\text{H}_{18}\text{S}$	Dibutyl sulfide	871.8	842.1	
$\text{C}_8\text{H}_{18}\text{S}$	Di- <i>tert</i> -butyl sulfide	893.8	864.0	
$\text{C}_8\text{H}_{19}\text{N}$	<i>N</i> -Ethyl- <i>N</i> -isopropyl-2-propanamine	994.3	963.5	
$\text{C}_8\text{H}_{19}\text{N}$	Octylamine	928.9	895.0	
$\text{C}_8\text{H}_{19}\text{N}$	Dibutylamine	968.5	935.3	
$\text{C}_8\text{H}_{19}\text{N}$	Di- <i>sec</i> -butylamine	980.7	947.5	
$\text{C}_8\text{H}_{19}\text{N}$	Diisobutylamine	958.1	925.1	
$\text{C}_8\text{H}_{20}\text{N}_2$	<i>N,N,N',N'</i> -Tetramethyl-1,4-butanediamine	1046.3	992.7	
$\text{C}_8\text{H}_{20}\text{N}_2$	Tetraethylhydrazine	964.3	935.3	
$\text{C}_9\text{H}_7\text{MnO}_3$	Manganese 2-methylcyclopentadienyl tricarbonyl	833.8	801.3	
$\text{C}_9\text{H}_7\text{N}$	Quinoline	953.2	921.4	
$\text{C}_9\text{H}_7\text{N}$	Isoquinoline	951.7	919.9	
$\text{C}_9\text{H}_7\text{NO}$	4-Acetylbenzonitrile	826.8	795.0	
C_9H_8	Indene	848.8	819.6	
$\text{C}_9\text{H}_8\text{O}$	2-Methylbenzofuran	859.6	827.2	
$\text{C}_9\text{H}_8\text{O}_3$	Methyl 4-formylbenzoate	832.9	801.9	
$\text{C}_9\text{H}_9\text{Cl}$	1-Chloro-4-isopropenylbenzene	854.3	825.4	
$\text{C}_9\text{H}_9\text{ClO}_2$	3-Chloro-4-methoxyacetophenone	883.7	851.9	
C_9H_{10}	2-Methylstyrene	855.2	826.3	
C_9H_{10}	3-Methylstyrene	849.4	820.5	
C_9H_{10}	4-Methylstyrene	861.7	832.8	
C_9H_{10}	<i>cis</i> -1-Propenylbenzene	836.4	807.5	
C_9H_{10}	<i>trans</i> -1-Propenylbenzene	834.2	805.3	
C_9H_{10}	Isopropenylbenzene	864.2	835.3	
C_9H_{10}	Cyclopropylbenzene	834.9	802.4	
$\text{C}_9\text{H}_{10}\text{N}_2$	4-(Dimethylamino)benzonitrile	889.1	862.6	
$\text{C}_9\text{H}_{10}\text{O}$	1-(3-Methylphenyl)ethanone	868.2	836.4	
$\text{C}_9\text{H}_{10}\text{O}$	1-Phenyl-1-propanone	867.4	835.6	
$\text{C}_9\text{H}_{10}\text{O}$	1-Phenyl-2-propanone	842.6	810.8	
$\text{C}_9\text{H}_{10}\text{O}$	4-Methylacetophenone	875.5	843.6	
$\text{C}_9\text{H}_{10}\text{OS}$	4-Acetylthioanisole	888.2	856.3	
$\text{C}_9\text{H}_{10}\text{O}_2$	Methyl 2-methylbenzoate	858.3	827.3	
$\text{C}_9\text{H}_{10}\text{O}_2$	Methyl 3-methylbenzoate	857.7	826.8	
$\text{C}_9\text{H}_{10}\text{O}_2$	1-(3-Methoxyphenyl)ethanone	871.2	839.3	
$\text{C}_9\text{H}_{10}\text{O}_2$	Methyl 4-methylbenzoate	861.5	830.6	

Molecular formula	Name	E_{pa} kJ/mol	$\Delta_{\text{base}} G^\circ$ kJ/mol	Notes
$\text{C}_9\text{H}_{10}\text{O}_2$	4-Acetylanisole	895.6	863.7	
$\text{C}_9\text{H}_{10}\text{O}_3$	Methyl 4-methoxybenzoate	870.6	839.6	
$\text{C}_9\text{H}_{10}\text{O}_3$	Methyl 3-methoxybenzoate	856.7	825.8	
$\text{C}_9\text{H}_{11}\text{N}$	5,6,7,8-Tetrahydroquinoline	966.0	934.1	
$\text{C}_9\text{H}_{11}\text{N}$	5,6,7,8-Tetrahydroisoquinoline	966.6	934.7	
$\text{C}_9\text{H}_{11}\text{NO}$	4-(Dimethylamino)benzaldehyde	924.8	898.3	
$\text{C}_9\text{H}_{11}\text{NO}$	<i>N,N</i> -Dimethylbenzamide	932.7	901.8	
$\text{C}_9\text{H}_{11}\text{NO}_2$	1,3,5-Trimethyl-2-nitrobenzene	823.8	793.1	
$\text{C}_9\text{H}_{11}\text{NO}_2$	<i>L</i> -Phenylalanine	922.9	888.9	
$\text{C}_9\text{H}_{11}\text{NO}_3$	<i>L</i> -Tyrosine	926	892.1	
C_9H_{12}	Propylbenzene	790.1	762.4	
C_9H_{12}	Isopropylbenzene	791.6	763.9	
C_9H_{12}	1,3,5-Trimethylbenzene	836.2	808.6	
$\text{C}_9\text{H}_{12}\text{N}_2$	3-(2-Pyrrolidinyl)pyridine, (<i>S</i>)-	964.0	931.0	
$\text{C}_9\text{H}_{12}\text{N}_2\text{O}_6$	Uridine	947.6	916.6	
$\text{C}_9\text{H}_{12}\text{O}_3$	1,3,5-Trimethoxybenzene	926.7	898.2	
$\text{C}_9\text{H}_{13}\text{N}$	<i>N</i> -Ethyl- <i>N</i> -methylaniline	939.0	912.4	
$\text{C}_9\text{H}_{13}\text{N}$	2,6-Diethylpyridine	972.3	940.4	
$\text{C}_9\text{H}_{13}\text{N}$	4- <i>tert</i> -Butylpyridine	957.7	925.8	
$\text{C}_9\text{H}_{13}\text{N}$	2- <i>tert</i> -Butylpyridine	961.7	929.8	
$\text{C}_9\text{H}_{13}\text{N}$	2-Methyl- <i>N,N</i> -dimethylaniline	951.8	925.3	
$\text{C}_9\text{H}_{13}\text{N}$	3-Methyl- <i>N,N</i> -dimethylaniline	942.1	915.7	
$\text{C}_9\text{H}_{13}\text{N}$	4-Methyl- <i>N,N</i> -dimethylaniline	950.0	918.1	
$\text{C}_9\text{H}_{13}\text{N}$	<i>N,N</i> -Dimethylbenzylamine	968.4	937.4	
$\text{C}_9\text{H}_{13}\text{NO}$	4-Methoxy- <i>N,N</i> -dimethylaniline	949.1	922.4	
$\text{C}_9\text{H}_{13}\text{N}_3\text{O}_5$	Cytidine	982.5	950.0	
$\text{C}_9\text{H}_{14}\text{O}$	Isophorone	893.5	861.6	
$\text{C}_9\text{H}_{15}\text{N}$	<i>N,N</i> -Diallyl-2-propen-1-amine	972.3	941.3	
$\text{C}_9\text{H}_{15}\text{N}$	<i>N</i> -(1-Cyclopenten-1-yl)pyrrolidine	1019.2	988.4	
$\text{C}_9\text{H}_{16}\text{O}$	Cyclononanone	852.6	822.8	
$\text{C}_9\text{H}_{17}\text{N}_3\text{O}_4$	<i>N</i> -(<i>N</i> - <i>L</i> -Alanyl- <i>L</i> -alanyl)- <i>L</i> -alanine		924.1	
$\text{C}_9\text{H}_{18}\text{O}$	5-Nonanone	853.7	821.9	
$\text{C}_9\text{H}_{18}\text{O}$	Di- <i>tert</i> -butyl ketone	861.3	831.5	
$\text{C}_9\text{H}_{19}\text{N}$	1-Isobutylpiperidine	974.5	943.5	
$\text{C}_9\text{H}_{19}\text{N}$	2,2,6,6-Tetramethylpiperidine	987.0	953.9	
$\text{C}_9\text{H}_{21}\text{N}$	Tripropylamine	991.0	960.1	
C_{10}H_8	Naphthalene	802.9	779.4	
C_{10}H_8	Azulene	925.2	896	
$\text{C}_{10}\text{H}_8\text{N}_2$	2,2'-Bipyridine	965		Ref. 7
$\text{C}_{10}\text{H}_9\text{N}$	1-Naphthylamine	907.0	875.1	
$\text{C}_{10}\text{H}_{10}\text{Fe}$	Ferrocene	863.6	841.3	
$\text{C}_{10}\text{H}_{10}\text{N}_2$	1,8-Naphthalenediamine	944.5	912.1	
$\text{C}_{10}\text{H}_{10}\text{N}_2$	1-Methyl-3-phenyl-1 <i>H</i> -pyrazole	932.6	900.8	
$\text{C}_{10}\text{H}_{10}\text{N}_2$	1-Methyl-5-phenyl-1 <i>H</i> -pyrazole	932.4	900.5	
$\text{C}_{10}\text{H}_{10}\text{Ni}$	Nickelocene	935.7	907.3	
$\text{C}_{10}\text{H}_{10}\text{O}_2$	1,4-Diacetylbenzene	850.8	821.0	
$\text{C}_{10}\text{H}_{10}\text{O}_2$	1,3-Diacetylbenzene	852.0	822.3	
$\text{C}_{10}\text{H}_{10}\text{O}_3$	4-Acetylphenyl acetate	853.2	821.3	
$\text{C}_{10}\text{H}_{10}\text{O}_4$	Dimethyl isophthalate	843.5	814.3	
$\text{C}_{10}\text{H}_{10}\text{O}_4$	Dimethyl terephthalate	843.2	812.3	
$\text{C}_{10}\text{H}_{10}\text{Ru}$	Ruthenocene	899.1	876.8	
$\text{C}_{10}\text{H}_{12}$	1-Methyl-3-(1-methylvinyl)benzene	867.6	838.7	
$\text{C}_{10}\text{H}_{12}$	1-Methyl-4-(1-methylvinyl)benzene	881.8	852.9	
$\text{C}_{10}\text{H}_{12}$	1-Methyl-2-(1-methylvinyl)benzene	857.8	828.9	
$\text{C}_{10}\text{H}_{12}$	1,2,3,4-Tetrahydronaphthalene	809.7	782.1	
$\text{C}_{10}\text{H}_{12}\text{O}$	1-(2,4-Dimethylphenyl)ethanone	882.6	850.8	
$\text{C}_{10}\text{H}_{12}\text{O}$	1-(2,5-Dimethylphenyl)ethanone	873.5	841.6	
$\text{C}_{10}\text{H}_{12}\text{O}$	1-(3,4-Dimethylphenyl)ethanone	882.8	851.0	
$\text{C}_{10}\text{H}_{12}\text{O}_2$	Methyl 2,5-dimethylbenzoate	864.7	833.7	
$\text{C}_{10}\text{H}_{12}\text{O}_2$	Methyl 2,4-dimethylbenzoate	868.2	837.2	

Molecular formula	Name	E_{pa} kJ/mol	$\Delta_{\text{base}} G^\circ$ kJ/mol	Notes
$\text{C}_{10}\text{H}_{12}\text{O}_2$	Methyl 3,5-dimethylbenzoate	864.3	833.4	
$\text{C}_{10}\text{H}_{13}\text{N}$	1-Phenylpyrrolidine	941.6	915.1	
$\text{C}_{10}\text{H}_{13}\text{NO}$	4'-(Dimethylamino)acetophenone	932.8	906.3	
$\text{C}_{10}\text{H}_{13}\text{NO}$	<i>N,N</i> ,3-Trimethylbenzamide	927.0	896.0	
$\text{C}_{10}\text{H}_{13}\text{NO}$	<i>N,N</i> ,4-Trimethylbenzamide	927.0	896.0	
$\text{C}_{10}\text{H}_{13}\text{NO}$	1-[3-(Dimethylamino)phenyl]ethanone	928.0	901.5	
$\text{C}_{10}\text{H}_{13}\text{N}_5\text{O}_3$	2'-Deoxyadenosine	991.5	959.1	
$\text{C}_{10}\text{H}_{13}\text{N}_5\text{O}_4$	Adenosine	989.3	956.8	
$\text{C}_{10}\text{H}_{13}\text{N}_5\text{O}_5$	Guanosine	993.4	960.9	
$\text{C}_{10}\text{H}_{14}$	Butylbenzene	791.9	764.2	
$\text{C}_{10}\text{H}_{14}$	1,2,3,5-Tetramethylbenzene	845.6	816.5	
$\text{C}_{10}\text{H}_{14}\text{ClN}$	4-Chloro- <i>N,N</i> -diethylaniline	931.0	899.2	
$\text{C}_{10}\text{H}_{14}\text{N}_2$	<i>L</i> -Nicotine	963.4	932.6	
$\text{C}_{10}\text{H}_{14}\text{N}_2\text{O}$	<i>N,N</i> -Diethyl-3-pyridinecarboxamide	940.9	909.0	
$\text{C}_{10}\text{H}_{14}\text{N}_2\text{O}_5$	Thymidine	948.3	915.9	
$\text{C}_{10}\text{H}_{15}\text{N}$	<i>N,N</i> ,2,6-Tetramethylaniline	954.1	923.2	
$\text{C}_{10}\text{H}_{15}\text{N}$	<i>N,N</i> ,3,5-Tetramethylaniline	956.1	924.3	
$\text{C}_{10}\text{H}_{15}\text{N}$	<i>N,N</i> -Diethylaniline	959.8	927.9	
$\text{C}_{10}\text{H}_{16}\text{N}_2$	<i>N,N,N,N'</i> -Tetramethyl-1,2-benzenediamine	982.6	950.2	
$\text{C}_{10}\text{H}_{17}\text{N}$	Tricyclo[3.3.1.1 ^{3,7}]decan-1-amine	948.8	916.3	
$\text{C}_{10}\text{H}_{22}\text{O}$	Dipentyl ether	852.7	825.3	
$\text{C}_{10}\text{H}_{22}\text{O}_5$	Tetraethylene glycol dimethyl ether	953.8	897.8	
$\text{C}_{10}\text{H}_{23}\text{N}$	Decylamine	930.4	896.5	
$\text{C}_{10}\text{H}_{24}\text{N}_2$	<i>N,N,N,N'</i> -Tetramethyl-1,6-hexanediamine	1035.8	982.2	
$\text{C}_{11}\text{H}_9\text{N}$	4-Phenylpyridine	939.7	907.8	
$\text{C}_{11}\text{H}_{10}$	1-Methylnaphthalene	834.8	805.3	
$\text{C}_{11}\text{H}_{10}$	2-Methylnaphthalene	831.9	802.4	
$\text{C}_{11}\text{H}_{12}\text{N}_2\text{O}_2$	<i>L</i> -Tryptophan	948.9	915	
$\text{C}_{11}\text{H}_{14}\text{O}_2$	Methyl 2,4,6-trimethylbenzoate	866.3	835.3	
$\text{C}_{11}\text{H}_{15}\text{N}$	1-Phenylpiperidine	952.9	926.4	
$\text{C}_{11}\text{H}_{15}\text{N}$	Tricyclo[3.3.1.1 ^{3,7}]decane-1-carbonitrile	834.4	803.8	
$\text{C}_{11}\text{H}_{16}$	Pentamethylbenzene	850.7	823.5	
$\text{C}_{11}\text{H}_{17}\text{N}$	<i>N,N</i> -Diethyl-4-methylaniline	962.8	931.0	
$\text{C}_{11}\text{H}_{17}\text{N}$	2-Hexylpyridine	963.6	931.7	
$\text{C}_{11}\text{H}_{18}\text{O}$	1,4,7,7-Tetramethylbicyclo[2.2.1]heptan-2-one	863.3	831.4	
$\text{C}_{11}\text{H}_{24}\text{O}_4$	2,6,10,14-Tetraoxapentadecane		895.1	
$\text{C}_{12}\text{H}_8\text{N}_2$	Phenazine	938.4	908.3	
$\text{C}_{12}\text{H}_9\text{NO}$	Phenyl-3-pyridinylmethanone	934.1	902.3	
$\text{C}_{12}\text{H}_{10}$	Acenaphthene	851.7	821.0	
$\text{C}_{12}\text{H}_{10}$	Biphenyl	813.6	782.9	
$\text{C}_{12}\text{H}_{16}\text{O}$	1-(4- <i>tert</i> -Butylphenyl)ethanone	882.5	850.6	
$\text{C}_{12}\text{H}_{18}$	Hexamethylbenzene	860.6	836.0	
$\text{C}_{12}\text{H}_{18}\text{O}$	1-Tricyclo[3.3.1.1 ^{3,7}]dec-1-ylethanone	864.9	833.1	
$\text{C}_{12}\text{H}_{19}\text{N}$	<i>N,N</i> -Dipropylaniline	963.0	931.1	
$\text{C}_{12}\text{H}_{20}\text{O}$	2,5-Di- <i>tert</i> -butylfuran	894.7	863.9	
$\text{C}_{12}\text{H}_{27}\text{N}$	Tributylamine	998.5	967.6	
$\text{C}_{13}\text{H}_9\text{N}$	Acridine	972.6	940.7	
$\text{C}_{13}\text{H}_{10}$	9 <i>H</i> -Fluorene	831.5	803.8	
$\text{C}_{13}\text{H}_{10}\text{O}$	Benzophenone	882.3	852.5	
$\text{C}_{13}\text{H}_{12}$	2-Methylbiphenyl	815.9	783.4	
$\text{C}_{13}\text{H}_{12}$	3-Methylbiphenyl	828.0	795.5	
$\text{C}_{13}\text{H}_{12}$	4-Methylbiphenyl	817.9	785.4	
$\text{C}_{13}\text{H}_{12}$	Diphenylmethane	802.0	769.5	
$\text{C}_{13}\text{H}_{13}\text{P}$	Methyldiphenylphosphine	972.1	939.7	
$\text{C}_{13}\text{H}_{21}\text{N}$	2,4-Di- <i>tert</i> -butylpyridine	983.8	952.0	
$\text{C}_{13}\text{H}_{21}\text{N}$	2,6-Di- <i>tert</i> -butylpyridine	982.9	951	
$\text{C}_{13}\text{H}_{21}\text{NO}$	<i>N,N</i> -Dimethyltricyclo[3.3.1.1 ^{3,7}]decane-1-carboxamide	949.4	917.6	

Molecular formula	Name	E_{pa} kJ/mol	$\Delta_{\text{base}} G^\circ$ kJ/mol	Notes
$\text{C}_{14}\text{H}_{10}$	Anthracene	877.3	846.6	
$\text{C}_{14}\text{H}_{10}$	Phenanthrene	825.7	795.0	
$\text{C}_{14}\text{H}_{12}$	1,1-Diphenylethane	885.7	856.9	
$\text{C}_{14}\text{H}_{14}$	1,2-Diphenylethane	801.8	774.1	
$\text{C}_{14}\text{H}_{18}$	1,2,3,4,5,6,7,8-Octahydroanthracene	845.4	814.7	
$\text{C}_{14}\text{H}_{18}$	1,2,3,4,5,6,7,8-Octahydrophenanthrene	846.2	815.5	
$\text{C}_{14}\text{H}_{23}\text{N}$	4-Octylaniline	894.5	862	
$\text{C}_{15}\text{H}_{12}$	2-Methylanthracene	887.5	855.1	
$\text{C}_{15}\text{H}_{12}$	9-Methylanthracene	896.5	865.8	
$\text{C}_{15}\text{H}_{12}\text{N}_2$	3,5-Diphenyl-1 <i>H</i> -pyrazole	946.3	912.7	
$\text{C}_{15}\text{H}_{16}$	1,3-Diphenylpropane	820.1	787.6	
$\text{C}_{15}\text{H}_{18}$	1,4-Dimethyl-7-isopropylazulene	983.1	950.6	
$\text{C}_{15}\text{H}_{24}$	1,3-Di- <i>tert</i> -butyl-5-methylbenzene	853.7	826.0	
$\text{C}_{16}\text{H}_{10}$	Fluoranthene	828.6	800.9	
$\text{C}_{16}\text{H}_{10}$	Pyrene	869.2	840.1	
$\text{C}_{16}\text{H}_{18}$	1,4-Diphenylbutane	822.0	779.8	
$\text{C}_{17}\text{H}_{20}$	1,5-Diphenylpentane	824.7	782.4	
$\text{C}_{18}\text{H}_{12}$	Chrysene	840.9	810.1	
$\text{C}_{18}\text{H}_{12}$	Naphthacene	905.5	876.5	
$\text{C}_{18}\text{H}_{12}$	Triphenylene	819.2	791.2	
$\text{C}_{18}\text{H}_{15}\text{As}$	Triphenylarsine	908.9	876.4	
$\text{C}_{18}\text{H}_{15}\text{AsO}$	Triphenylarsine oxide	906.2	876.4	
$\text{C}_{18}\text{H}_{15}\text{N}$	Triphenylamine	908.9	876.4	
$\text{C}_{18}\text{H}_{15}\text{OP}$	Triphenylphosphine oxide	906.2	876.4	
$\text{C}_{18}\text{H}_{15}\text{P}$	Triphenylphosphine	972.8	940.4	
$\text{C}_{18}\text{H}_{15}\text{PS}$	Triphenylphosphine sulfide	906.2	876.4	
$\text{C}_{18}\text{H}_{15}\text{Sb}$	Triphenylstibine	845.5	813.1	
$\text{C}_{18}\text{H}_{22}$	1,6-Diphenylhexane	826.1	783.8	
$\text{C}_{18}\text{H}_{30}$	1,3,5-Tri- <i>tert</i> -butylbenzene	848.8	822.3	
$\text{C}_{20}\text{H}_{12}$	Perylene	888.6	859.6	
$\text{C}_{22}\text{H}_{12}$	Benzo[ghi]perylene	876.0	845.2	
$\text{C}_{22}\text{H}_{14}$	Picene	851.3	820.6	
$\text{C}_{24}\text{H}_{12}$	Coronene	861.3	835.0	
C_{60}	Carbon (fullerene- C_{60})		827.5	
C_{70}	Carbon (fullerene- C_{70})		827.5	

ATOMIC AND MOLECULAR POLARIZABILITIES

Thomas M. Miller

The *polarizability* of an atom or molecule describes the response of the electron cloud to an external field. The atomic or molecular energy shift ΔW due to an external electric field E is proportional to E^2 for external fields that are weak compared to the internal electric fields between the nucleus and electron cloud. The *electric dipole polarizability* α is the constant of proportionality defined by $\Delta W = -\alpha E^2/2$. The induced electric dipole moment is αE . *Hyperpolarizabilities*, coefficients of higher powers of E , are less often required. Technically, the polarizability is a tensor quantity but for spherically symmetric charge distributions reduces to a single number. In any case, an *average polarizability* is usually adequate in calculations. Frequency-dependent or *dynamic polarizabilities* are needed for electric fields that vary in time, except for frequencies that are much lower than electron orbital frequencies, where *static polarizabilities* suffice.

Polarizabilities for atoms and molecules in excited states are found to be larger than for ground states and may be positive or negative. Molecular polarizabilities are very slightly temperature dependent since the size of the molecule depends on its rovibrational state. Only in the case of dihydrogen has this effect been studied enough to warrant consideration in Table 3.

Polarizabilities are normally expressed in c.g.s. units of cm^3 . Ground state polarizabilities are in the range of $10^{-24} \text{ cm}^3 = 1 \text{ \AA}^3$ and hence are often given in \AA^3 units. Theorists tend to use atomic units of a_0^3 where a_0 is the Bohr radius. The conversion is $\alpha(\text{cm}^3) = 0.148184 \times 10^{-24} \times \alpha(a_0^3)$. Polarizabilities are only recently encountered in SI units, $\text{C m}^2/\text{V} = \text{J}/(\text{V/m})^2$. The conversion from c.g.s. units to SI units is $\alpha(\text{C m}^2/\text{V}) = 4\pi\epsilon_0 \times 10^{-6} \alpha(\text{cm}^3)$, where

ϵ_0 is the permittivity of free space in SI units and the factor 10^{-6} simply converts cm^3 into m^3 . Thus, $\alpha(\text{C m}^2/\text{V}) = 1.11265 \times 10^{-16} \times \alpha(\text{cm}^3)$. Persons measuring excited state polarizabilities by optical methods tend to use units of $\text{MHz}/(\text{V/cm})^2$, where the energy shift, ΔW , is expressed in frequency units with a factor of h understood. The polarizability is $-2 \Delta W/E^2$. The conversion into c.g.s. units is $\alpha(\text{cm}^3) = 5.955214 \times 10^{-16} \times \alpha[\text{MHz}/(\text{V/cm})^2]$.

The polarizability appears in many formulas for low-energy processes involving the valence electrons of atoms or molecules. These formulas are given below in c.g.s. units: the polarizability α is in cm^3 ; masses m or μ are in grams; energies are in ergs; and electric charges are in esu, where $e = 4.8032 \times 10^{-10}$ esu. The symbol $\alpha(\nu)$ denotes a frequency (ν) dependent polarizability, where $\alpha(\nu)$ reduces to the static polarizability α for $\nu = 0$. For further information, see Bonin, K. D., and Kresin, V. V., *Electric Dipole Polarizabilities of Atoms, Molecules, and Clusters*, World Scientific, Singapore, 1997; Bonin, K. D., and Kadar-Kallen, *Int. J. Mod. Phys. B*, 24, 3313, 1994; and Miller, T. M., and Bederson, B., *Advances in Atomic and Molecular Physics*, 13, 1, 1977, and Gould, H., and Miller, T. M., *Advances in Atomic, Molecular, and Optical Physics*, 51, 243, 2005. Details on polarizability-related interactions, especially in regard to hyperpolarizabilities and nonlinear optical phenomena, are given by Bogaard, M. P., and Orr, B. J., in *Physical Chemistry, Series Two, Vol. 2, Molecular Structure and Properties*, Buckingham, A. D., Ed., Butterworths, London, 1975, pp. 149–194. A tabulation of tensor and hyperpolarizabilities is included. The gas number density, n , in Table 1 is usually taken to be that of 1 atm at 0 °C in reporting experimental data.

TABLE 1. Formulas Involving Polarizability

Description	Formula	Remarks
Lorentz-Lorenz relation	$\alpha(\nu) = \frac{3}{4\pi n} \left[\frac{\eta^2(\nu) - 1}{\eta^2(\nu) + 2} \right]$	For a gas of atoms or nonpolar molecules; the index of refraction is $\eta(\nu)$
Refraction by polar molecules	$\alpha(\nu) + \frac{d^2}{3kT} = \frac{3}{4\pi n} \left[\frac{\eta^2(\nu) - 1}{\eta^2(\nu) + 2} \right]$	The dipole moment is d , in esu cm ($= 10^{-18}$ D)
Dielectric constant (dimensionless)	$\kappa(\nu) = 1 + 4\pi n \alpha(\nu)$	From the Lorentz-Lorenz relation for the usual case of $\kappa(\nu) \approx 1$
Index of refraction (dimensionless)	$\eta(\nu) = 1 + 2\pi n \alpha(\nu)$	From $\eta^2(\nu) = \kappa(\nu)$
Diamagnetic susceptibility	$\chi_m = e^2 (a_0 N \alpha)^{1/2} / 4m_e c^2$	From the approximation that the static polarizability is given by the variational formula $\alpha = (4/9a_0) \Sigma (N r_i^2)^2$; N is the number of electrons, m_e is the electron mass; a crude approximation is $\chi_m = (E_i / 4m_e c^2) \alpha$, where E_i is the ionization energy
Long-range electron- or ion-molecule interaction energy	$V(r) = -e^2 \alpha / 2r^4$	The target molecule polarizability is α
Ion mobility in a gas	$\kappa = -13.87 / (\alpha \mu)^{1/2} \text{ cm}^2 / \text{V} \cdot \text{s}$	This one formula is not in c.g.s. units. Enter α in \AA^3 or 10^{-24} cm^3 units and the reduced mass μ of the ion-molecule pair in amu. Classical limit; pure polarization potential
Langevin capture cross section	$\sigma(v_0) = (2\pi e / v_0) (\alpha / \mu)^{1/2}$	The relative velocity of approach for an ion-molecule pair is v_0 ; the target molecular polarizability is α and the reduced mass of the ion-molecule pair is μ
Langevin reaction rate coefficient	$k = 2\pi e (\alpha / \mu)^{1/2}$	Collisional rate coefficient for an ion-molecule reaction
Rate coefficient for polar molecules	$k_d = 2\pi d \left[(\alpha / \mu)^{1/2} + cd(2 / \mu \pi kT)^{1/2} \right]$	The dipole moment of the neutral is d in esu cm; the number c is a "locking factor" that depends on α and d , and is between 0 and 1

Description Formula

Modified effective range cross section for electron-neutral scattering
 $\sigma(k) = 4\pi A^2 + 32\pi^4 \mu e^2 \alpha A k / 3h^2 + \dots$

van der Waals constant between two systems A, B
 $C_6 = \frac{3}{2} \left[\frac{\alpha^A \alpha^B E^A E^B}{E^A + E^B} \right]$

Dipole-quadrupole constant between two systems A, B
 $C_8 = \frac{15}{4} \left[\frac{\alpha^A \alpha_q^B E^A E_q^B}{E^A + E_q^B} \right] + \frac{15}{4} \left[\frac{\alpha_q^A \alpha^B E_q^A E^B}{E_q^A + E^B} \right]$

van der Waals constant between an atom and a surface
 $C_3 = \frac{\alpha g E^A E^S}{8(E^A + E^S)}$

Relationship between $\alpha(v)$ and oscillator strengths
 $\alpha(v) = \frac{e^2 h^2}{4\pi^2 m_e} \sum \frac{f_k}{E_k^2 - (hv)^2}$

Dynamic polarizability
 $\alpha(v) = \frac{\alpha E_r^2}{E_r^2 - (hv)^2}$

Rayleigh scattering cross section
 $\alpha(v) = \frac{8\pi}{9c^4} (2\pi v)^4 \times [3\alpha^2(v) + 2\gamma^2(v) / 3]$

Verdet constant
 $V(v) = \frac{vn}{2m_e c^2} \left[\frac{d\alpha(v)}{dv} \right]$

Remarks

Here, k is the electron momentum divided by $h/2\pi$, where h is Planck's constant; A is called the "scattering length"; the reduced mass is μ

For the interaction potential term $V_6(r) = -C_6 r^{-6}$; $E^{A,B}$ represents average dipole transition energies and $\alpha^{A,B}$ the respective polarizabilities of A, B

For the interaction potential term $V_8(r) = -C_8 r^{-8}$; $E^{A,B}$ represents average quadrupole transition energies and $\alpha_q^{A,B}$ are the respective quadrupole polarizabilities of A, B

For an interaction potential $V_3(r) = -C_3 r^{-3}$; $E^{A,S}$ are characteristic energies of the atom and surface; $g = 1$ for a free-electron metal and $g = (\epsilon_\infty - 1)/(\epsilon_\infty + 1)$ for an ionic crystal

Here, f_k is the oscillator strength from the ground state to an excited state k , with excitation energy E_k . This formula is often used to estimate static polarizabilities ($v = 0$)

Approximate variation of the frequency-dependent polarizability $\alpha(v)$ from $v = 0$ up to the first dipole-allowed electronic transition, of energy E_r ; the static dipole polarizability is $\alpha(0)$; infrared contributions ignored

The photon frequency is v ; the polarizability anisotropy (the difference between polarizabilities parallel and perpendicular to the molecular axis) is $\gamma(v)$

Defined from $\theta = V(v)B$, where θ is the angle of rotation of linearly polarized light through a medium of number density n , per unit length, for a longitudinal magnetic field strength B (Faraday effect)

TABLE 2. Static Average Electric Dipole Polarizabilities for Ground State Atoms (in Units of 10⁻²⁴ cm³)

Atomic number Atom		Polariz-ability	Estimated accuracy (%)	Method	Ref.	Atomic number Atom		Polariz-ability	Estimated accuracy (%)	Method	Ref.
1	H	0.666793	"exact"	calc	1	19	K	43.06	0.49	inter-ferom	8
2	He	0.2050522	"exact"	calc	2			43.4	2	beam	1
3	Li	24.33	0.16	beam	4	20	Ca	22.8	2	calc	1
4	Be	5.60	2	calc	1			29.4	6	calc	10
5	B	3.03	2	calc	1			25.0	8	beam	1
6	C	1.67	2	calc	5	21	Sc	17.8	25	calc	14
7	N	1.10	2	calc/ index	1	22	Ti	14.6	25	calc	14
8	O	0.802	2	calc/ index	1	23	V	12.4	25	calc	14
9	F	0.557	2	calc	1	24	Cr	11.6	25	calc	14
10	Ne	0.39432	0.003	diel	6	25	Mn	9.4	25	calc	14
11	Na	24.11	0.12	inter-ferom	7	26	Fe	8.4	25	calc	14
		24.11	0.33	inter-ferom	8	27	Co	7.5	25	calc	14
12	Mg	10.6	2	calc	1	28	Ni	6.8	25	calc	14
		11.1	5	calc	9	29	Cu	6.2	6	calc	10
		10.6	5	calc	10			6.1	25	calc	14
13	Al	6.8	4.4	beam	11	30	Zn	5.75	2	index	15
14	Si	5.53	2	calc	5			6.1	6	calc	10
15	P	3.63	2	calc	1			5.6	25	calc	14
16	S	2.90	2	calc	1	31	Ga	8.12	2	calc	1
17	Cl	2.18	2	calc	1	32	Ge	5.84	2	calc	5
18	Ar	1.6411	0.05	index/ diel	12/13	33	As	4.31	2	calc	1
						34	Se	3.77	2	calc	1
						35	Br	3.05	2	calc	1
						36	Kr	2.4844	0.05	diel	13
						37	Rb	47.24	0.44	inter-ferom	8
								47.3	2	beam	1

Atomic number	Atom	Polarizability	Estimated accuracy (%)	Method	Ref.
38	Sr	27.6	8	beam	1
		23.5	6	calc	10
39	Y	22.7	25	calc	14
40	Zr	17.9	25	calc	14
41	Nb	15.7	25	calc	14
42	Mo	12.8	25	calc	14
43	Tc	11.4	25	calc	14
44	Ru	9.6	25	calc	14
45	Rh	8.6	25	calc	14
46	Pd	4.8	25	calc	14
47	Ag	6.78	18	index	16
		7.2	25	calc	14
48	Cd	7.36	3	index	17
		7.4	6	calc	10
		7.2	25	calc	14
49	In	10.2	12	beam	18
		9.1	25	calc	14
50	Sn	6.28	26	beam	5
		7.84	2	calc	5
51	Sb	6.6	25	calc	14
52	Te	5.5	25	calc	14
53	I	5.35	25	index	19
		4.7	25	calc	14
54	Xe	4.044	0.5	diel	1
55	Cs	59.42	0.13	beam	20
56	Ba	39.7	8	beam	1
57	La	31.1	25	calc	14
58	Ce	29.6	25	calc	14
59	Pr	28.2	25	calc	14
60	Nd	31.4	25	calc	14
61	Pm	30.1	25	calc	14
62	Sm	28.8	25	calc	14
63	Eu	27.7	25	calc	14
64	Gd	23.5	25	calc	14
65	Tb	25.5	25	calc	14
66	Dy	24.5	25	calc	14
67	Ho	23.6	25	calc	14
68	Er	22.7	25	calc	14
69	Tm	21.8	25	calc	14
70	Yb	20.9	2	calc	21

Atomic number	Atom	Polarizability	Estimated accuracy (%)	Method	Ref.
71	Lu	21.9	25	calc	14
72	Hf	16.2	25	calc	14
73	Ta	13.1	25	calc	14
74	W	11.1	25	calc	14
75	Re	9.7	25	calc	14
76	Os	8.5	25	calc	14
77	Ir	7.6	25	calc	14
78	Pt	6.5	25	calc	14
79	Au	5.8	25	calc	14
80	Hg	5.02	1	index	22
		5.7	25	calc	14
81	Tl	7.6	15	beam	23
		7.5	25	calc	14
82	Pb	6.98	15	beam	5
		7.01	2	calc	5
83	Bi	7.4	25	calc	14
84	Po	6.8	25	calc	14
85	At	6.0	25	calc	14
86	Rn	5.3	25	calc	14
87	Fr	48.60	2	calc	24
		47.1	5	calc	25
88	Ra	38.3	25	calc	26
89	Ac	32.1	25	calc	14
90	Th	32.1	25	calc	14
91	Pa	25.4	25	calc	14
92	U	24.9	6	beam	27
93	Np	24.8	25	calc	14
94	Pu	24.5	25	calc	14
95	Am	23.3	25	calc	14
96	Cm	23.0	25	calc	14
97	Bk	22.7	25	calc	14
98	Cf	20.5	25	calc	14
99	Es	19.7	25	calc	14
100	Fm	23.8	25	calc	14
101	Md	18.2	25	calc	14
102	No	16.4	1	calc	21
112	E112	4.06	2	calc	28
114	E114	4.59	2	calc	5
		4.37	2	calc	28
119	ekafrancium	24.26	2	cal	24

^a Methods: calc = calculated value; beam = atomic beam deflection technique; interferom = atomic beam interference; index = determination based on the measured index of refraction; diel = determination based on the measured dielectric constant.

References

1. Miller, T. M., and Bederson, B., *Adv. At. Mol. Phys.* 13, 1, 1977. For simplicity, any value in Table 2 which has not changed since this 1977 review is referenced as 1. Persons interested in original references and further details should consult 1.
2. Lim, I. S., and Schwerdtfeger, P., *Phys. Rev. A* 70, 062501, 2004.
3. Schmidt, J. W., Glavioso, R. M., May, E. F., and Moldover, M. R., *Phys. Rev. Lett.* 98, 254504, 2007.
4. Miffre, A., Jacquey, M., Büchner, M., Trénec, G., and Vigué, J., *Phys. Rev. A* 73, 011603(R), 2006.
5. Thierfelder, C., Assadollahzadeh, B., Schwerdtfeger, P., Schäfer, S., and Schäfer, R., *Phys. Rev. A* 78, 052506, 2008. Relativistic calculations, Dirac-Coulomb.
6. Gaiser, C., and Fellmuth, B., *Eur. Phys. Lett.* 90, 63002, 2010.
7. Ekstrom, C. R., Schmiedmayer, J., Chapman, M. S., Hammond, T. D., and Pritchard, D. E., *Phys. Rev. A* 51, 3883, 1995. See theoretical work by Thakkar, A. J., and Lupinetti, C., *Chem. Phys. Lett.* 402, 270, 2005.
8. Holmgren, W. F., Revelle, M. C., Lonij, V. P. A., and Cronin, A. D., *Phys. Rev. A* 81, 053607, 2010.
9. Stwalley, W. C., *J. Chem. Phys.* 54, 4517, 1971.
10. Bromley, M. W. J., and Mitroy, J., *Phys. Rev. A* 65, 062505, 2002; 062506, 2002.
11. Milani, P., Moullet, I., and de Heer, W. A., *Phys. Rev. A* 42, 5150, 1990. See theoretical comments on this result, in Fuentealba, P., *Chem. Phys. Lett.* 397, 459, 2004, and in Lupinetti, C., and Thakkar, A. J., *J. Chem. Phys.* 122, 044301, 2005.
12. Newell, A. C., and Baird, R. D., *J. Appl. Phys.* 36, 3751, 1965.
13. Orcutt, R. H., and Cole, R. H., *J. Chem. Phys.* 46, 697, 1967; see also the later references from this group, given following the tables.
14. Doolen, G. D., Los Alamos National Laboratory, unpublished. A relativistic linear response method was used. The method is that described by Zangwill, A., and Soven, P., *Phys. Rev. A* 21, 1561, 1980. Adjustments of less than 10% across the periodic table have been made to these results to bring them into agreement with accurate experimental values where available, for the purpose of presenting “recommended” polarizabilities in Table 2.
15. Goebel, D., Hohm, U., and Maroulis, G., *Phys. Rev. A* 54, 1973, 1996.
16. Hu, M., and Kusse, B. R., *Phys. Rev. A* 66, 062506, 2002. Measured at 532 nm and extrapolated to a static value. The uncertainty is $\pm 1.2 \text{ \AA}^3$.
17. Goebel, D., and Hohm, U., *Phys. Rev. A* 52, 3691, 1995.
18. Guella, T. P., Miller, T. M., Bederson, B., Stockdale, J. A. D., and Jaduszliwer, B., *Phys. Rev. A* 29, 2977, 1984.
19. Atoji, M., *J. Chem. Phys.* 25, 174, 1956. Semiempirical method based on molecular polarizabilities and atomic radii.
20. Amini, J. M., and Gould, H., *Phys. Rev. Lett.* 91, 153001, 2003.

21. Thierfelder, C., and Schwerdtfeger, P., *Phys. Rev. A* 79, 032512, 2009. Relativistic coupled-cluster calculations.

22. Goebel, D., and Hohm, U., *J. Chem. Phys.* 100, 7710, 1996.

23. Preliminary value from the New York University group. See Ref. 18.

24. Lim, L. S., Schwerdtfeger, P., Metz, B., Stoll, H., *J. Chem. Phys.* 122, 104103, 2005.

25. Derevianko, A., Johnson, W. R., Safronova, M. S., and Babb, J. F., *Phys. Rev. Lett.* 82, 3589, 1999.

26. Łach, G., Jezionski, B., and Szalewicz, K., *Phys. Rev. Lett.* 92, 233001, 2004.

27. Kadar-Kallen, M. A., and Bonin, K. D., *Phys. Rev. Lett.* 72, 828, 1994.

28. Pershina, V., Borschevsky, A., Eliav, E., and Kaldor, U., *J. Chem. Phys.* 128, 024707, 2008. Relativistic coupled-cluster calculations.

TABLE 3. Average Electric Dipole Polarizabilities for Ground State Diatomic Molecules (in Units of 10^{-24} cm³)

Molecule	Polarizability	Ref.	Molecule	Polarizability	Ref.
Al ₂	19	23		5.35	2
BH	3.32*	1	HgCl	7.4*	9
Br ₂	7.02	2	ICl	12.3	2
CO	1.95	3	K ₂	77	22
Cl ₂	4.61	3		72	21
Cs ₂	104	22	Li ₂	32.8	29
CsK	89	22		34	22
D ₂ (ν=0, J=0)	0.7921*	5	LiCl	3.46*	10
D ₂ (293 K)	0.7954	6	LiF	10.8*	11
DCl	2.84	2	LiH	3.84*	12
F ₂	1.38*	7		3.68*	13
H ₂ (ν=0, J=0)	0.8023*	5		3.88*	14
H ₂ (293 K)	0.8045*	5	N ₂	1.7403	6,8
H ₂ (293 K)	0.8042	6	NO	1.70	2
H ₂ (322 K)	0.8059	8	Na ₂	40	22
HBr	3.61	3		38	21
HCl	2.63	3	NaK	51	22
	2.77	2	NaLi	40	4
HD (ν=0, J=0)	0.7976*	5	O ₂	1.5689	34
HF	0.80	27	Rb ₂	79	22
HI	5.44	3			

TABLE 4. Average Electric Dipole Polarizabilities for Ground State Triatomic Molecules (in Units of 10^{-24} cm³)

Molecule	Polarizability	Ref.	Molecule	Polarizability	Ref.
BeH ₂	4.34*	14	HgI ₂	19.1	2
CO ₂	2.911	8	Li ₃	34.5	29
CS ₂	8.74	3	LiNa ₂	61.2	30
	8.86	2	Li ₂ Na	35.4	30
D ₂ O	1.26	2	N ₂ O	3.03	8
H ₂ O	1.45	2	NO ₂	3.02	2†
H ₂ S	3.782	3	Na ₃	70	21
	3.95	2	O ₃	3.21	2
HCN	2.59	3	OCS	5.71	2
	2.46	2		5.2	15
HgBr ₂	14.5	2	SO ₂	3.72	3
HgCl ₂	11.6	2		4.28	2

TABLE 5. Average Electric Dipole Polarizabilities for Ground State Inorganic Polyatomic Molecules (Larger than Triatomic) (in Units of 10^{-24} cm³)

Molecule	Polarizability	Ref.	Molecule	Polarizability	Ref.	Molecule	Polarizability	Ref.
AsCl ₃	14.9	2	(CsF) ₂	28.4	16	(KBr) ₂	42.0	16
AsN ₃	5.75	2	(CsI) ₂	51.8	16	(KCl) ₂	32.1	16
BCl ₃	9.38	20	Ga _n As _m	n+m=4–30	28	(KF) ₂	21.0	16
BF ₃	3.31	2	Ge ₉	90	35	(KI) ₂	36.3	16
(BN ₃) ₂	5.73	2	Ge ₁₀	128	35	Li _n	n=2–22	29
(BH ₂ N) ₃	8.0	2†	Ge ₁₅	167	35	(LiBr) ₂	18.9	16
ClF ₃	6.32	2	GeCl ₄	15.1	2	(LiCl) ₂	13.1	16
Cs _n Br _{n-1}	n=3–32		GeH ₃ Cl	6.7	2†	(LiF) ₂	6.9	16
(CsBr) ₂	54.5	16	(HgCl) ₂	14.7	9	(LiI) ₂	23.4	16
(CsCl) ₂	42.4	16	K _n	n=2,5,7–9,11,20	21	LiNa ₃	75.6	30

Molecule	Polarizability	Ref.	Molecule	Polarizability	Ref.	Molecule	Polarizability	Ref.
Li ₂ Na ₂	60.0	30	(NaI) ₂	26.9	16	SeF ₆	7.33	2
Li ₃ Na	54.8	30	OsO ₄	8.17	2	SiF ₄	5.45	2
ND ₃	1.70	2	P ₄	13.59	40	SiH ₄	5.44	2
NF ₃	3.62	2	PCl ₃	12.8	2	(SiH ₃) ₂	11.1	2
NH ₃	2.81	20	PF ₅	6.10	2	SiHCl ₃	10.7	2
	2.10	2	PH ₃	4.84	2	SiH ₂ Cl ₂	8.92	2
	2.26	3	(RbBr) ₂	48.2	16	SiH ₃ Cl	7.02	2
	2.22*	33	(RbCl) ₂	43.2	16	SnBr ₄	22.0	2
(NO ₂) ₂	6.69	2	(RbF) ₂	40.7	16	SnCl ₄	18.0	2
Na _n	<i>n</i> =7–93	39	(RbI) ₂	46.3	16		13.8	15
	<i>n</i> =1–40	21	SF ₆	6.54	8	SnI ₄	32.3	2
(NaBr) ₂	26.8	16	(SF ₅) ₂	13.2	2	TeF ₆	9.00	2
(NaCl) ₂	23.4	16	SO ₃	4.84	2	TiCl ₄	16.4	2
(NaF) ₂	20.7	16	SO ₂ Cl ₂	10.5	2	UF ₆	12.5	2

TABLE 6. Average Electric Dipole Polarizabilities for Ground State Hydrocarbon Molecules (in Units of 10⁻²⁴ cm³)

Molecule	Name	Polarizability	Ref.	Molecule	Name	Polarizability	Ref.
CH ₄	methane	2.593	8			12.3	2
C ₂ H ₂	acetylene	3.33	3	C ₇ H ₁₂	1-heptyne	12.8	2†
		3.93	2	C ₇ H ₁₄	methylcyclohexane	13.1	2
C ₂ H ₄	ethylene	4.252	8		1-heptene	13.51	27
C ₂ H ₆	ethane	4.47	3	C ₇ H ₁₆	heptane	13.61	2
		4.43	2	C ₈ H ₈	styrene	15.0	2
C ₃ H ₄	propyne	6.18	2			14.41	27
C ₃ H ₆	propene	6.26	2	C ₈ H ₁₀	ethylbenzene	14.2	2
	cyclopropane	5.66	2		<i>o</i> -xylene	14.9	2
C ₃ H ₈	propane	6.29	3			14.1	15
		6.37	2		<i>p</i> -xylene	13.7	25
C ₄ H ₆	1-butyne	7.41	2†			14.2	15
	1,3-butadiene	8.64	2			14.9	2
C ₄ H ₈	1-butene	7.97	2		<i>m</i> -xylene	14.2	15
		8.52	2	C ₈ H ₁₆	ethylcyclohexane	15.9	2
	<i>trans</i> -2-butene	8.49	2	C ₈ H ₁₈	<i>n</i> -octane	15.9	2
	2-methylpropene	8.29	2		3-methylheptane	15.44	27
C ₄ H ₁₀	butane	8.20	2		2,2,4-trimethylpentane	15.44	27
	isobutane	8.14	27	C ₉ H ₁₀	α-methylstyrene	16.05	27
C ₅ H ₆	1,3-cyclopentadiene	8.64	2	C ₉ H ₁₂	isopropylbenzene	16.0	2†
C ₅ H ₈	1-pentyne	9.12	2		1,3,5-trimethylbenzene	15.5	25
	<i>trans</i> -1,3-pentadiene	10.0	2			16.14	27
	isoprene	9.99	2	C ₉ H ₁₈	isopropylcyclohexane	17.2	2
C ₅ H ₁₀	cyclopentane	9.15	18	C ₉ H ₂₀	nonane	17.36	27
	1-pentene	9.65	27	C ₁₀ H ₈	naphthalene	16.5	17
	2-pentene	9.84	27			17.48	27
C ₅ H ₁₂	pentane	9.99	2	C ₁₀ H ₁₄	durene	17.3	25
	neopentane	10.20	18		<i>tert</i> -butylbenzene	17.2	25
C ₆ H ₆	benzene	10.0	25			17.8	2†
		10.32	3	C ₁₀ H ₂₀	<i>tert</i> -butylcyclohexane	19.8	2
		10.74	2	C ₁₀ H ₂₂	decane	19.10	27
C ₆ H ₁₀	1-hexyne	10.9	2†	C ₁₁ H ₁₀	α-methylnaphthalene	19.35	27
	2-ethyl-1,3-butadiene	11.8	2†		β-methylnaphthalene	19.52	27
	3-methyl-1,3-pentadiene	11.8	2†	C ₁₁ H ₁₄	α,β,β-trimethylstyrene	19.64	27
	2-methyl-1,3-pentadiene	12.1	2†	C ₁₁ H ₁₆	pentamethylbenzene	19.1	25
	2,3-dimethyl-1,3-butadiene	11.8	2†	C ₁₁ H ₂₄	undecane	21.03	27
	cyclohexene	10.7	2†	C ₁₂ H ₁₀	acenaphthene	20.61	27
C ₆ H ₁₂	cyclohexane	11.0	18	C ₁₂ H ₁₂	α-ethylnaphthalene	21.19	27
		10.87	15		β-ethylnaphthalene	21.36	27
	1-hexene	11.65	27	C ₁₂ H ₁₈	hexamethylbenzene	20.9	25
C ₆ H ₁₄	hexane	11.9	2	C ₁₂ H ₂₆	dodecane	22.75	27
C ₇ H ₈	toluene	11.8	25	C ₁₃ H ₁₀	fluorene	21.68	27
		12.26	15	C ₁₄ H ₁₀	anthracene	25.4	17

Molecule	Name	Polarizability	Ref.	Molecule	Name	Polarizability	Ref.
		25.93	27	C ₁₈ H ₁₂	naphthacene	32.27	27
	phenanthrene	36.8*	17		1,2-benzanthracene	32.86	27
		24.70	27		chrysene	33.06	27
C ₁₄ H ₂₂	<i>p</i> -di- <i>tert</i> -butylbenzene	24.5	25		triphenylene	31.07	27
C ₁₆ H ₁₀	pyrene	28.22	27	C ₁₈ H ₃₀	1,3,5-tri- <i>tert</i> -butylbenzene	31.8	25
C ₁₇ H ₁₂	2,3-benzfluorene	30.21	27	C ₂₄ H ₁₂	coronene	42.50	27

TABLE 7. Average Electric Dipole Polarizabilities for Ground State Organic Halides (in Units of 10⁻²⁴ cm³)

Molecule	Name	Polarizability	Ref.	Molecule	Name	Polarizability	Ref.
CBr ₂ F ₂	dibromodifluoromethane	9.0	2 [†]	C ₂ H ₂ Cl ₄	1,1,2,2-tetrachloroethane	12.1	2 [†]
CClF ₃	chlorotrifluoromethane	5.72	20	C ₂ H ₂ ClN	chloroacetonitrile	6.10	18
		5.59	8	C ₂ H ₂ F ₂	1,1-difluoroethylene	5.01	20
CCl ₂ F ₂	dichlorodifluoromethane	7.93	20	C ₂ H ₃ Br	bromoethylene	7.59	2
		7.81	2	C ₂ H ₃ Cl	chloroethylene	6.41	2
CCl ₂ O	phosgene	7.29	2	C ₂ H ₃ ClF ₂	1-chloro-1,1-difluoroethane	8.05	2
CCl ₂ S	thiophosgene	10.2	2	C ₂ H ₃ ClO	acetyl chloride	6.62	2
CCl ₃ F	trichlorofluoromethane	9.47	2	C ₂ H ₃ ClO ₂	methyl chloroformate	7.1	2 [†]
CCl ₃ NO ₂	trichloronitromethane	10.8	2 [†]	C ₂ H ₃ Cl ₃	1,1,1-trichloroethane	10.7	2
CCl ₄	carbon tetrachloride	11.2	2	C ₂ H ₃ F ₃	1,1,1-trifluoroethane	4.4	2 [†]
		10.5	3	C ₂ H ₃ I	iodoethylene	9.3	2 [†]
CF ₄	carbon tetrafluoride	3.838	8	C ₂ H ₄ BrCl	1-bromo-2-chloroethane	9.5	2 [†]
CF ₂ O	carbonyl fluoride	1.88*	17	C ₂ H ₄ Br ₂	1,2-dibromoethane	10.7	2 [†]
CHBr ₃	bromoform	11.8	27	C ₂ H ₄ ClF	1-chloro-2-fluoroethane	6.5	2 [†]
CHBrF ₂	bromodifluoromethane	5.7	2 [†]	C ₂ H ₄ ClNO ₂	1-chloro-1-nitroethane	10.9	2
CHClF ₂	chlorodifluoromethane	6.38	20	C ₂ H ₄ Cl ₂	1,1-dichloroethane	8.64	2
		5.91	2		1,2-dichloroethane	8.0	2 [†]
CHCl ₂ F	dichlorofluoromethane	6.82	2	C ₂ H ₅ Br	bromoethane	8.05	2
CHCl ₃	chloroform	9.5	8			7.28	27
		8.23	27	C ₂ H ₅ Cl	chloroethane	7.27	20
CHF ₃	fluoroform	3.52	20			8.29	2
		3.57	8			6.4	15
CHFO	fluoroformaldehyde	1.76*	17	C ₂ H ₅ ClO	2-chloroethanol	7.1	2 [†]
CHI ₃	iodoform	18.0	27			6.88	27
CH ₂ Br ₂	dibromomethane	9.32	2		chloromethyl methyl ether	7.1	2 [†]
		8.68	27	C ₂ H ₅ F	fluoroethane	4.96	2
CH ₂ ClNO ₂	chloronitromethane	6.9	2 [†]	C ₂ H ₅ I	iodoethane	10.0	2
CH ₂ Cl ₂	dichloromethane	6.48	3	C ₃ H ₄ Cl ₂	dichloropropene	10.1	2 [†]
		7.93	2	C ₃ H ₅ Cl	chloropropene	8.3	2
CH ₂ I ₂	diiodomethane	12.90	27	C ₃ H ₅ ClO	chloroacetone	8.4	2 [†]
CH ₃ Br	bromomethane	5.87	20	C ₃ H ₅ ClO ₂	ethyl chloroformate	9.0	2 [†]
		6.03	2	C ₃ H ₆ ClNO ₂	1-chloro-1-nitropropane	10.4	2 [†]
		5.55	15	C ₃ H ₆ Cl ₂	dichloropropane	10.9	2 [†]
CH ₃ Cl	chloromethane	5.35	20	C ₃ H ₇ Br	1-bromopropane	9.4	2 [†]
		4.72	8			9.07	27
CH ₃ F	fluoromethane	2.97	8		2-bromopropane	9.6	2 [†]
CH ₃ I	iodomethane	7.97	2	C ₃ H ₇ Cl	chloropropane	10.0	2
C ₂ ClF ₅	chloropentafluoroethane	6.3	2 [†]	C ₃ H ₇ ClO	β-chloroethyl methyl ether	8.71	27
C ₂ Cl ₂ F ₄	1,2-dichlorotetrafluoroethane	8.5	2 [†]		2-chloro-1-propanol	8.89	27
C ₂ Cl ₃ N	trichloroacetonitrile	10.42	18		3-chloro-1-propanol	8.84	27
C ₂ F ₆	hexafluoroethane	6.82	2	C ₃ H ₇ I	1-iodopropane	11.5	2 [†]
C ₂ HBr	bromoacetylene	7.39	2	C ₄ H ₅ Cl	4-chloro-1,2-butadiene	10.0	2 [†]
C ₂ HCl	chloroacetylene	6.07	2	C ₄ H ₇ Cl	1-chloro-2-methylpropene	10.8	2
C ₂ HCl ₃	trichloroethylene	10.03	27	C ₄ H ₇ ClO ₂	2-chlorobutyric acid	10.87	27
C ₂ HCl ₅	pentachloroethane	14.0	2		3-chlorobutyric acid	10.80	27
C ₂ H ₂ Cl ₂	1,1-dichloroethylene	7.83	27		4-chlorobutyric acid	10.69	27
	<i>trans</i> -dichloroethylene	8.15	27	C ₄ H ₈ Cl ₂	1,4-dichlorobutane	12.0	2 [†]
	<i>cis</i> -dichloroethylene	8.03	27	C ₄ H ₉ Br	bromobutane	13.9	2
C ₂ H ₂ Cl ₂ F ₂	1,1-dichloro-2,2-difluoroethane	8.4	2 [†]			10.86	27
C ₂ H ₂ Cl ₂ O	chloroacetyl chloride	8.92	2	C ₄ H ₉ Cl	1-chlorobutane	11.3	2
C ₂ H ₂ Cl ₃ F	1,2,2-trichloro-1-fluoroethane	10.2	2 [†]		1-chloro-2-methylpropane	11.1	2

Molecule	Name	Polarizability	Ref.	Molecule	Name	Polarizability	Ref.
	2-chloro-2-methylpropane	12.5	2 [†]	C ₆ H ₅ I	iodobenzene	15.5	2 [†]
	2-chlorobutane	12.4	2	C ₆ H ₁₁ ClO ₂	ethyl 2-chlorobutanoate	14.16	27
C ₄ H ₉ ClO	β-chloroethyl ethyl ether	10.56	27		ethyl 3-chlorobutanoate	14.13	27
	2-chloro-1-butanol	10.70	27		ethyl 4-chlorobutanoate	14.11	27
	3-chloro-1-butanol	10.38	27	C ₆ H ₁₃ Br	bromohexane	14.44	27
C ₄ H ₉ I	1-iodobutane	13.3	2 [†]	C ₆ H ₁₃ F	fluorohexane	11.80	27
		12.65	27	C ₇ H ₇ Br	<i>p</i> -bromotoluene	14.80	27
C ₅ H ₉ ClO ₂	methyl 2-chlorobutanoate	12.33	27	C ₇ H ₇ Cl	<i>p</i> -chlorotoluene	13.70	27
	methyl 3-chlorobutanoate	12.31	27	C ₇ H ₇ F	<i>p</i> -fluorotoluene	11.70	27
	methyl 4-chlorobutanoate	12.27	27	C ₇ H ₇ I	<i>p</i> -iodotoluene	17.10	27
	2-chloropentanoic acid	12.69	27	C ₇ H ₁₅ Br	1-bromoheptane	16.8	2 [†]
	3-chloropentanoic acid	12.57	27			16.23	27
	4-chloropentanoic acid	12.53	27	C ₇ H ₁₅ F	fluoroheptane	13.66	27
C ₅ H ₁₁ Br	1-bromopentane	13.1	2 [†]	C ₈ H ₁₇ Br	bromooctane	18.02	27
C ₅ H ₁₁ Cl	1-chloropentane	12.0	2 [†]	C ₈ H ₁₇ F	fluorooctane	15.46	27
C ₅ H ₁₁ F	fluoropentane	9.95	27	C ₉ H ₁₉ Br	bromononane	19.81	27
C ₆ F ₆	hexafluorobenzene	9.58	27	C ₉ H ₁₉ F	fluorononane	17.34	27
C ₆ HF ₅	pentafluorobenzene	9.63	27	C ₁₀ F ₈	octafluoronaphthalene	17.64	27
C ₆ H ₂ Cl ₂ O ₂	2,5-dichloro-1,4-benzoquinone	18.4	2	C ₁₀ H ₇ Br	α-bromonaphthalene	20.34	27
C ₆ H ₂ F ₄	1,2,3,4-tetrafluorobenzene	9.69	27	C ₁₀ H ₇ Cl	α-chloronaphthalene	19.30	27
	1,2,4,5-tetrafluorobenzene	9.69	27		β-chloronaphthalene	19.58	27
C ₆ H ₃ F ₃	1,3,5-trifluorobenzene	9.74	27	C ₁₀ H ₇ I	α-iodonaphthalene	22.41	27
C ₆ H ₄ BrF	<i>p</i> -bromofluorobenzene	13.4	2 [†]		β-iodonaphthalene	22.95	27
C ₆ H ₄ ClNO ₂	chloronitrobenzene	14.6	2 [†]	C ₁₀ H ₂₁ Br	bromodecane	21.60	27
C ₆ H ₄ Cl ₂	<i>o</i> -dichlorobenzene	14.17	27	C ₁₀ H ₂₁ F	fluorodecane	19.18	27
	<i>m</i> -dichlorobenzene	14.23	27	C ₁₁ H ₂₃ F	fluoroundecane	21.00	27
	<i>p</i> -dichlorobenzene	14.20	27	C ₁₂ H ₂₅ Br	bromododecane	25.18	27
C ₆ H ₄ FI	<i>p</i> -fluoroiodobenzene	15.5	2 [†]	C ₁₂ H ₂₅ F	fluorododecane	22.83	27
C ₆ H ₄ FNO ₂	<i>p</i> -fluoronitrobenzene	12.8	2 [†]	C ₁₂ H ₈ Br ₂ O	4,4'-dibromodiphenyl ether	27.8	2 [†]
C ₆ H ₄ F ₂	<i>o</i> -difluorobenzene	9.80	27	C ₁₂ H ₉ BrO	4-bromodiphenyl ether	24.2	2 [†]
	<i>m</i> -difluorobenzene	10.3	2 [†]	C ₁₃ H ₁₁ BrO	<i>p</i> -bromophenyl- <i>p</i> -tolyl ether	26.6	2 [†]
	<i>p</i> -difluorobenzene	9.80	27	C ₁₄ H ₉ Br	9-bromoanthracene	28.32	27
C ₆ H ₅ Br	bromobenzene	14.7	2	C ₁₄ H ₉ Cl	9-chloroanthracene	27.35	27
		13.62	27	C ₁₄ H ₉ F	fluoranthracene	28.34	27
C ₆ H ₅ Cl	chlorobenzene	14.1	2	C ₁₄ H ₂₉ F	fluorotetradecane	26.57	27
		12.3	15	C ₁₆ H ₃₃ Br	bromohexadecane	32.34	27
C ₆ H ₅ ClO	chlorophenol	13.0	2 [†]	C ₁₈ H ₃₇ Br	bromooctadecane	35.92	27
C ₆ H ₅ F	fluorobenzene	10.3	2				

TABLE 8. Static Average Electric Dipole Polarizabilities for Other Ground State Organic Molecules (in Units of 10⁻²⁴ cm³)

Molecule	Name	Polarizability	Ref.	Molecule	Name	Polarizability	Ref.
CN ₄ O ₈	tetranitromethane	15.3	2		ethylene oxide	4.43	18
CH ₂ O	formaldehyde	2.8	2 [†]	C ₂ H ₄ O ₂	acetic acid	5.1	2 [†]
		2.45	18		methyl formate	5.05	27
CH ₂ O ₂	formic acid	3.4	2 [†]	C ₂ H ₄ O ₄	formic acid dimer	12.7	2
CH ₃ NO	formamide	4.2	2 [†]	C ₂ H ₅ NO	acetamide	5.67	18
		4.08	18		<i>N</i> -methyl formamide	5.91	18
CH ₃ NO ₂	nitromethane	7.37	2	C ₂ H ₅ NO ₂	nitroethane	9.63	2
CH ₄ O	methanol	3.29	2		ethyl nitrite	7.0	15
		3.23	15	C ₂ H ₆ O	ethanol	5.41	2
		3.32	18			5.11	18
CH ₅ N	methyl amine	4.7	2		methyl ether	5.29	20
		4.01	19			5.84	2
		4.01*	33			5.16	15
C ₂ N ₂	cyanogen	7.99	2	C ₂ H ₆ O ₂	ethylene glycol	5.7	2 [†]
C ₂ H ₂ O	ketene	4.4	2 [†]			5.61	27
C ₂ H ₃ N	acetonitrile	4.40	2 [†]	C ₂ H ₆ O ₂ S	dimethyl sulfone	7.3	2 [†]
		4.48	18	C ₂ H ₆ S	ethanethiol	7.41	2
C ₂ H ₄ O	acetaldehyde	4.6	2 [†]	C ₂ H ₇ N	ethyl amine	7.10	2
		4.59	18		dimethyl amine	6.37	2

Molecule	Name	Polarizability	Ref.	Molecule	Name	Polarizability	Ref.
		5.90*	33		2-methyl-2-nitropropane	10.3	2 [†]
C ₂ H ₈ N ₂	ethylene diamine	7.2	2 [†]	C ₄ H ₁₀ O	ethyl ether	10.2	2
C ₃ H ₂ N ₂	malononitrile	5.79	18			8.73	15
C ₃ H ₃ N	acrylonitrile	8.05	2		1-butanol	8.88	2
C ₃ H ₄ N ₂	pyrazole	7.23	27		2-methylpropanol	8.92	2
C ₃ H ₄ O	propenal	6.38	2 [†]		methyl propyl ether	8.86	27
C ₃ H ₅ N	propionitrile	6.70	2	C ₄ H ₁₀ O ₂	ethylene glycol monoethyl ether	9.28	27
		6.24	18	C ₄ H ₁₀ S	ethyl sulfide	10.8	2
		6.27*	32	C ₄ H ₁₁ N	butylamine	13.5	2
C ₃ H ₆ O	acetone	6.33	15		diethylamine	10.2	2
		6.4	2 [†]			9.61	27
		6.39	18	C ₅ H ₅ N	pyridine	9.5	15
	allyl alcohol	7.65	2			9.18	27
	propionaldehyde	6.50	2		4-cyano-1,3-butadiene	10.5	2 [†]
C ₃ H ₆ O ₂	propionic acid	6.9	2 [†]	C ₅ H ₈ N ₂	1,5-dimethylpyrazole	10.72	27
	ethyl formate	8.01	2	C ₅ H ₈ O ₂	acetyl acetone	10.5	2 [†]
		6.88	27	C ₅ H ₉ N	valeronitrile	10.4	2
	methyl acetate	6.94	2		22-DMPN	9.59	18
		6.81	27	C ₅ H ₁₀ O	diethyl ketone	9.93	15
C ₃ H ₆ O ₃	dimethyl carbonate	7.7	2 [†]		methyl propyl ketone	9.93	15
C ₃ H ₇ NO	<i>N</i> -methyl acetamide	7.82	18	C ₅ H ₁₀ O ₂	ethyl propionate	10.41	27
	<i>N,N</i> -dimethyl formamide	7.81	18		methyl butanoate	10.41	27
C ₃ H ₇ NO ₂	nitropropane	8.5	2 [†]	C ₅ H ₁₀ O ₃	diethyl carbonate	11.3	2
C ₃ H ₈ O	2-propanol	7.61	2	C ₅ H ₁₂ O	ethyl propyl ether	10.68	27
		6.97	18	C ₅ H ₁₂ O ₄	tetramethyl orthocarbonate	13.0	2 [†]
	1-propanol	6.74	2	C ₆ H ₄ N ₂ O ₄	<i>p</i> -dinitrobenzene	18.4	2
	ethyl methyl ether	7.93	2	C ₆ H ₄ O ₂	<i>p</i> -benzoquinone	14.5	2
C ₃ H ₈ O ₂	dimethoxymethane	7.7	2 [†]	C ₆ H ₅ NO ₂	nitrobenzene	14.7	2
	ethylene glycol monomethyl ether	7.44	27			12.92	15
C ₃ H ₉ N	propylamine	7.70	27	C ₆ H ₆ O	phenol	11.1	2 [†]
		9.20	2			9.94*	17
	isopropylamine	7.77	27	C ₆ H ₇ N	aniline	12.1	2 [†]
	trimethylamine	8.15	2	C ₆ H ₈ N ₂	phenylenediamine	13.8	2 [†]
		7.78*	33		phenylhydrazine	12.91	27
C ₄ H ₂ N ₂	fumaronitrile	11.8	2	C ₆ H ₁₀ N ₂	1-ethyl-5-methylpyrazole	12.50	27
C ₄ H ₄ N ₂	succinonitrile	8.1	2 [†]	C ₆ H ₁₀ O ₃	ethyl acetoacetate	12.9	2 [†]
	pyrimidine	8.53*	17	C ₆ H ₁₂ N ₂	dimethylketazine	15.6	2
	pyridazine	9.27*	17	C ₆ H ₁₂ O	cyclohexanol	11.56	18
C ₄ H ₄ O ₂	diketene	8.0	2 [†]	C ₆ H ₁₂ O ₂	amyl formate	14.2	2
C ₄ H ₄ S	thiophene	9.67	2	C ₆ H ₁₂ O ₃	paraldehyde	17.9	2
C ₄ H ₅ N	methacrylonitrile	8.0	2 [†]	C ₆ H ₁₄ O	propyl ether	12.8	2
	<i>trans</i> -crotononitrile	8.2	2 [†]			12.5	15
C ₄ H ₆ N ₂	<i>N</i> -methylpyrazole	8.99	27	C ₆ H ₁₄ O ₂	1,1-diethoxyethane	13.2	2 [†]
C ₄ H ₆ O	crotonaldehyde	8.5	2 [†]		1,2-diethoxyethane	11.3	2 [†]
	methacrylaldehyde	8.3	2 [†]	C ₆ H ₁₅ N	triethylamine	13.1	2
C ₄ H ₆ O ₂	biacetyl	8.2	2 [†]			13.38	27
C ₄ H ₆ O ₃	acetic anhydride	8.9	2 [†]		dipropylamine	13.29	27
C ₄ H ₆ S	divinyl sulfide	10.9	2 [†]	C ₇ H ₄ N ₂ O ₂	<i>p</i> -cyanonitrobenzene	19.0	2
C ₄ H ₇ N	butyronitrile	8.4	2 [†]	C ₇ H ₅ N	benzonitrile	12.5	2 [†]
	isobutyronitrile	8.05	18	C ₇ H ₇ NO ₃	nitroanisole	15.7	2 [†]
		8.05*	32	C ₇ H ₈ O	anisole	13.1	2 [†]
C ₄ H ₈ O	butanal	8.2	2 [†]	C ₇ H ₉ NO	<i>o</i> -anisidine	14.2	2 [†]
	methyl ethyl ketone	8.13	15	C ₇ H ₁₀ N ₂	1,1-methylphenylhydrazine	14.81	27
	<i>trans</i> -2,3-epoxy butane	8.22*	17	C ₇ H ₁₄ O	cyclohexyl methyl ether	13.4	2 [†]
C ₄ H ₈ O ₂	ethyl acetate	9.7	2		2,4-dimethyl-3-pentanone	13.5	15
		8.62	27	C ₇ H ₁₄ O ₂	pentyl acetate	14.9	2
	1,4-dioxane	10.0	2	C ₈ H ₄ N ₂	<i>p</i> -dicyanobenzene	19.2	2
	<i>p</i> -dioxane	8.60	18	C ₈ H ₆ N ₂	quinoxaline	15.13	27
	2-methyl-1,3-dioxolane	9.44	15	C ₈ H ₈ O	acetophenone	15.0	2
	butyric acid	8.58	27	C ₈ H ₈ O ₂	2,5-dimethyl-1,4-benzoquinone	18.8	2
	methyl propionate	8.97	27	C ₈ H ₁₀ O	phenetole	14.9	2
C ₄ H ₉ NO ₂	1-nitrobutane	10.4	2 [†]	C ₈ H ₁₁ N	<i>N</i> -dimethylaniline	16.2	2 [†]
				C ₈ H ₁₂ N ₂	1,1-ethylphenylhydrazine	16.62	27

Molecule	Name	Polarizability	Ref.	Molecule	Name	Polarizability	Ref.
C ₈ H ₁₂ O ₂	ethyl sorbate	17.2	2 [†]	C ₁₂ H ₈ N ₂	2-naphthaldehyde	20.06	27
	tetramethylcyclobutane-1,3-dione	18.6	2	C ₁₂ H ₈ NO ₃	phenazine	23.43	27
C ₈ H ₁₄ O ₄	diethyl succinate	16.8	2†	C ₁₄ H ₈ O ₂	4-nitrodiphenyl ether	24.7	2†
C ₈ H ₁₈ O	butyl ether	17.2	2	C ₁₄ H ₁₄ O	anthraquinone	24.46	27
C ₉ H ₇ N	quinoline	15.70	27	C ₁₅ H ₁₅ Er	di- <i>p</i> -tolyl ether	24.9	2†
	isoquinoline	16.43	27	C ₁₅ H ₁₅ Nd	(C ₅ H ₅) ₃ Er	28.44	37
C ₉ H ₁₀ O ₂	ethyl benzoate	16.9	2†	C ₁₅ H ₁₅ Sm	(C ₅ H ₅) ₃ Nd	33.05	37
C ₉ H ₂₁ N	tripropylamine	18.87	27	C ₁₅ H ₁₅ AlO ₆	(C ₅ H ₅) ₃ Sm	32.01	37
C ₁₀ H ₉ N	α-naphthylamine	19.50	27	C ₁₅ H ₂₁ AlO ₆	aluminum acetylacetonate	51.9	2
	β-naphthylamine	19.73	27	C ₁₅ H ₂₁ CrO ₆	chromium acetylacetonate	53.7	2
	2-methylquinoline	18.65	27	C ₁₅ H ₂₁ FeO ₆	ferric acetylacetonate	58.1	2
	1-methylisoquinoline	18.28	27	C ₂₀ H ₂₈ O ₈ Th	thorium acetylacetonate	79.0	2
C ₁₀ H ₁₀ Fe	ferrocene	17.1	26	C ₆₀	buckminsterfullerene	88.9	36
C ₁₀ H ₁₀ N ₂	2,3-dimethylquinoxaline	18.70	27			79	31
C ₁₀ H ₁₄ BeO ₄	beryllium acetylacetonate	34.1	2			76.5	24
C ₁₁ H ₈ O	1-naphthaldehyde	19.75	27	C ₇₀		108.5	36
						102	24

Note: All polarizabilities in the tables are experimental values except those values marked by an asterisk (*), which indicates a calculated result. The experimental polarizabilities are mostly determined by measurements of a dielectric constant or refractive index that are quite accurate (0.5% or better). However, one should treat many of the results with several percent of caution because of the age of the data and because some of the results refer to optical frequencies rather than static. Comments given with the references are intended to allow one to judge the degree of caution required. Interested persons should consult these references. In many cases, the reference given is to a theoretical paper in which the experimental results are quoted. These papers, noted in the References, contain valuable information on polarizability calculations and experimental data which often includes the tensor components of the polarizability.

An empirical additive formula for molecular polarizabilities at 589 nm frequency has been given in Bosque, R., and Sales, J., *J. Chem. Inf. Comput. Sci.* 42, 1154, 2002: $a = 0.32 + 1.51\#C + 0.17\#H + 0.57\#O + 1.05\#N + 2.99\#S + 2.48\#P + 0.22\#F + 2.16\#Cl + 3.29\#Br + 5.45\#I$, where $\#C$ denotes the number of carbon atoms in the molecule, etc. A helium-elimination additive method has been given by Kassimi, N. E.-B., and Thakkar, A. J., *Chem. Phys. Lett.* 472, 232, 2009.

References

- McCullough, E. A., Jr., *J. Chem. Phys.*, 63, 5050, 1975. This calculation is for the parallel component, not the average polarizability.
- Maryott, A. A., and Buckley, F., *U. S. National Bureau of Standards Circular No. 537*, 1953. A tabulation of dipole moments, dielectric constants, and molar refractions measured between 1910 and 1952, and used here to determine polarizabilities if no more recent result exists. The polarizability is $3/(4\pi N_A)$ times the molar polarization or molar refraction, where N_A is Avogadro's number. The value $3/(4\pi N_A) = 0.3964308 \times 10^{-24} \text{ cm}^3$ was used for this conversion. A dagger (†) following the reference number in the tables indicates that the polarizability was derived from the molar refraction and hence may not include some low-frequency contributions to the static polarizability; these "static" polarizabilities are therefore low by 1 to 30%.
- Hirschfelder, J. O., Curtis, C. F., and Bird, R. B., *Molecular Theory of Gases and Liquids*, Wiley, New York, 1954, p. 950. Fundamental information on molecular polarizabilities.
- Miller, T. M., and Bederson, B., *Adv. At. Mol. Phys.*, 13, 1, 1977. Review emphasizing atomic polarizabilities and measurement techniques. The data quoted in Table 3 are accurate to 8 to 12%.
- Kolos, W., and Wolniewicz, L., *J. Chem. Phys.*, 46, 1426, 1967. Highly accurate molecular hydrogen calculations. See also recent work by Machado, A.M., and Masilli, M., *J. Chem. Phys.* 120, 7505, 2004.
- Newell, A. C., and Baird, R. C., *J. Appl. Phys.*, 36, 3751, 1965. Highly accurate refractive index measurements at 47.7 GHz (essentially static).
- Jao, T. C., Beebe, N. H. F., Person, W. B., and Sabin, J. R., *Chem. Phys. Lett.*, 26, 474, 1974. Tensor polarizabilities, derivatives, and other results are reported.
- Orcutt, R. H., and Cole, R. H., *J. Chem. Phys.*, 46, 697, 1967 (He, Ne, Ar, Kr, H₂, N₂); Sutter, H., and Cole, R. H., *J. Chem. Phys.*, 52, 132, 1970 (CF₃H, CFH₃, CClF₃, CClH₃); Bose, T. K., and Cole, R. H., *J. Chem. Phys.*, 52, 140, 1970 (CO₂), and 54, 3829, 1971 (C₂H₄); Nelson, R. D., and Cole, R. H., *J. Chem. Phys.*, 54, 4033, 1971 (SF₆, CClF₃); Bose, T. K., Sochanski, J. S., and Cole, R. H., *J. Chem. Phys.*, 57, 3592, 1972 (CH₄, CF₄); Kirouac, S., and Bose, T. K., *J. Chem. Phys.*, 59, 3043, 1973 (N₂O), and 64, 1580, 1976 (He). Highly accurate dielectric constant measurements. These modern data give the most accurate polarizabilities available. A criticism of the interpretation of these data in the case of polar molecules is given in Ref. 20, p. 2905.
- Huestis, D. L., Technical Report #MP 78-25, SRI International (project PYU 6158), Menlo Park, CA 94025. Molar refractions for mercury-chlorine compounds are analyzed.
- Bounds, D. G., Clarke, J. H. R., and Hinchliffe, A., *Chem. Phys. Lett.*, 45, 367, 1977. Theoretical tensor polarizability for LiCl.
- Kolker, H. J., and Karplus, M., *J. Chem. Phys.*, 39, 2011, 1963. Theoretical.
- Cutschick, V. P., and McKoy, V., *J. Chem. Phys.*, 58, 2397, 1973. Theoretical tensor polarizabilities.
- Gready, J. E., Bacskey, G. B., and Hush, N. S., *Chem. Phys.*, 22, 141, 1977, and 23, 9, 1977. Theoretical.
- Amos, A. T., and Yoffe, J. A., *J. Chem. Phys.*, 63, 4723, 1975. Theoretical.
- Stuart, H. A., *Landolt-Börnstein Zahlenwerte und Funktionen*, Vol. 1, Part 3, Eucken, A., and Hellwege, K. H., Eds., Springer-Verlag, Berlin, 1951, p. 511. Tabulation of molecular polarizabilities. Two misprints in the chemical symbols have been corrected.
- Guella, T., Miller, T. M., Stockdale, J. A. D., Bederson, B., and Vuskovic, L., *J. Chem. Phys.*, 94, 6857, 1991. Beam measurements with accuracies between 12 and 24%.
- Marchese, F. T., and Jaff, H. H., *Theoret. Chim. Acta* (Berlin), 45, 241, 1977. Theoretical and experimental tensor polarizabilities are tabulated in this paper.
- Applequist, J., Carl, J. R., and Fung, K.-K., *J. Am. Chem. Soc.*, 94, 2952, 1972. Excellent reference on the calculation of molecular polarizabilities, including extensive tables of tensor polarizabilities, both theoretical and experimental, at 589.3 nm wavelength.
- Bridge, N. J., and Buckingham, A. D., *Proc. Roy. Soc. (London)*, A295, 334, 1966. Measured tensor polarizabilities at 633 nm wavelength.
- Barnes, A. N. M., Turner, D. J., and Sutton, L. E., *Trans. Faraday Soc.*, 67, 2902, 1971. Dielectric constants yielding polarizabilities accurate from 0.3–8%.
- Rayane, D., Allouche, A. R., Benichou, E., Antoine, R., Aubert-Frecon, M., Dugourd, Ph., Broyer, M., Ristori, C., Chandezon, F., Huber, B. A., and Guet, C., *Eur. Phys. J. D* 9, 243, 1999. See also Knight, W. D., Clemenger, K., de Heer, W. A., and Saunders, W. A., *Phys. Rev. B* 31, 2539, 1985. These data probably correspond to a very low internal temperature.
- Tarnovsky, V., Bunimovich, M., Vuskovic, L., Stumpf, B., and Bederson, B., *J. Chem. Phys.*, 98, 3894, 1993. These data correspond to internal temperatures 480–948 K.

23. Milani, P., Moullet, I., and de Heer, W. A., *Phys. Rev. A*, 42, 5150, 1990. Beam measurements accurate to 11%.
24. Compagnon, I., Antoine, R., Broyer, M., Dugourd, P., Lermé, J., and Rayane, D., *Phys. Rev. A* 64, 025201, 2001. The uncertainties are $\pm 8 \text{ \AA}^3$ for C_{60} and $\pm 14 \text{ \AA}^3$ for C_{70} .
25. Aroney, M. J., and Pratten, S. J., *J. Chem. Soc., Faraday Trans.*, 1, 80, 1201, 1984. Uncertainties in the range 1–3%.
26. Le Fevre, R. J. W., Murthy, D. S. N., and Saxby, J. D., *Aust. J. Chem.*, 24, 1057, 1971. Kerr effect.
27. No, K. T., Cho, K. H., Jhon, M. S., and Scheraga, H. A., *J. Am. Chem. Soc.*, 115, 2005, 1993. Theoretical; these results are quoted in numerous valuable papers on calculated polarizabilities, e.g., Miller, K. J., and Savchik, J. A., *J. Am. Chem. Soc.*, 101, 7206, 1979.
28. Schlecht, S., Schäfer, R., Woenckhaus, J., Becker, J. A., *Chem. Phys. Lett.*, 246, 315, 1995.
29. Benichou, E., Antoine, R., Rayane, D., Vezin, B., Dalby, F. W., Dugourd, P., Ristori, C., Chandezon, F., Huber, B. A., Rocco, J. C., Blundell, S. A., and Guet, C., *Phys. Rev. A* 59, R1, 1999. See also Rayane, D., Allouche, A. R., Benichou, E., Antoine, R., Aubert-Frécon, M., Dugourd, Ph., Broyer, M., Ristori, C., Chandezon, F., Huber, B. A., and Guet, C., *Eur. Phys. J. D* 9, 243, 1999.
30. Antoine, R., Rayane, D., Allouche, A. R., Aubert-Frécon, M., Benichou, E., Dalby, F. W., Dugourd, P., Broyer, M., and Guet, C., *J. Chem. Phys.*, 110, 5568, 1999.
31. Ballard, A., Bonin, K., and Louderback, J., *J. Chem. Phys.* 113, 5732, 2000.
32. Ritchie, G.L.D., and Watson, J.N., *J. Phys. Chem. A* 108, 4515, 2004. These measurements are at 632.8 nm frequency, and are stated accurate to 0.4%.
33. Ritchie, G.L.D., and Blanch, E.W., *J. Phys. Chem. A* 107, 2093, 2003. These measurements are at 632.8 nm frequency, and are stated accurate to better than 1%.
34. May, E. F., Moldover, M. R., and Schmidt, J. W., *Phys. Rev. A* 78, 032522 (2008). The uncertainty is 0.0003 \AA^3 .
35. Heiles, S., Schäfer, S., and Schäfer, R., *J. Chem. Phys.* 135, 034303, 2011. The uncertainties are $\pm 2.5 \text{ \AA}^3$ for Ge_9 and Ge_{10} , and $\pm 6.1 \text{ \AA}^3$ for Ge_{15} .
36. Berninger, M., Stefanov, A., Deachapunya, S., and Arndt, M., *Phys. Rev. A* 76, 013607, 2007. The uncertainties (statistical, systematic) are $\pm(0.9, 5.1) \text{ \AA}^3$ for C_{60} and $\pm(2.0, 6.2) \text{ \AA}^3$ for C_{70} .
37. Hohm, U., and Loose, A., *Chem. Phys. Lett.* 348, 375, 2001. The uncertainties are $\pm 0.25 \text{ \AA}^3$ for $Nd(C_5H_5)_3$, $\pm 0.13 \text{ \AA}^3$ for $Sm(C_5H_5)_3$, and $\pm 0.45 \text{ \AA}^3$ for $Er(C_5H_5)_3$.
38. Rayane, D., Antoine, R., Dugourd, P., and Broyer, M., *J. Chem. Phys.* 113, 4501, 2000. A 10% precision in the measurements is stated.
39. Tikhonov, G., Kasperovich, V., Wong, K., and Kresin, V. V., *Phys. Rev. A* 64, 063202, 2001. The uncertainties increase with cluster size, from $\pm 2.8\%$ (Na_7) to $\pm 12.4\%$ (Na_{33}).
40. Hohm, U., Loose, A., Maroulis, G., and Xenides, D., *Phys. Rev. A* 61, 053202, 2000. The uncertainty is $\pm 0.14 \text{ \AA}^3$.

IONIZATION ENERGIES OF ATOMS AND ATOMIC IONS

The ionization energies (often called ionization potentials) of neutral and partially ionized atoms are listed in this table. Data were obtained from the compilations cited below, supplemented by results from the recent research literature. Values for the first and second ionization energies come from Reference 6. All values are given in electron volts (eV).

Following the traditional spectroscopic notation, columns are headed I, II, III, etc. up to XXX, where I indicates the neutral atom, II the singly ionized atom, III the doubly ionized atom, etc. The first section of the table includes spectra I to VIII of all the elements through rutherfordium; subsequent sections cover higher spectra (ionization stages) for those elements for which data are available.

References

1. Moore, C. E., *Ionization Potentials and Ionization Limits Derived from the Analysis of Optical Spectra*, Natl. Stand. Ref. Data Ser. — Natl. Bur. Stand. (U.S.) No. 34, 1970.
2. Martin, W. C., Zalubas, R., and Hagan, L., *Atomic Energy Levels — The Rare Earth Elements*, Natl. Stand. Ref. Data Ser. — Natl. Bur. Stand. (U.S.), No. 60, 1978.
3. Sugar, J. and Corliss, C., *Atomic Energy Levels of the Iron Period Elements: Potassium through Nickel*, *J. Phys. Chem. Ref. Data*, Vol.14, Suppl. 2, 1985.
4. References to papers in *J. Phys. Chem. Ref. Data*, in the period 1973–91 covering other elements may be found in the cumulative index to that journal.
5. Martin, W.C., and Wiese, W.L., in *Atomic, Molecular, and Optical Physics Handbook*, Drake, G.W.F., Ed., AIP Press, New York, 1996.
6. Sansonetti, J. E., Martin, W. C., and Young, S. L., *Handbook of Basic Atomic Spectroscopic Data* (version 1.1), NIST Physical Data web site <<http://physics.nist.gov/PhysRefData/Handbook/>> (October 2004); *J. Phys. Chem. Ref. Data*, 34, 1559, 2005.

Neutral Atoms to +7 Ions									
Z	Element	I	II	III	IV	V	VI	VII	VIII
1	H	13.598443							
2	He	24.587387	54.417760						
3	Li	5.391719	75.6400	122.45429					
4	Be	9.32270	18.21114	153.89661	217.71865				
5	B	8.29802	25.1548	37.93064	259.37521	340.22580			
6	C	11.26030	24.3833	47.8878	64.4939	392.087	489.99334		
7	N	14.5341	29.6013	47.44924	77.4735	97.8902	552.0718	667.046	
8	O	13.61805	35.1211	54.9355	77.41353	113.8990	138.1197	739.29	871.4101
9	F	17.4228	34.9708	62.7084	87.1398	114.2428	157.1651	185.186	953.9112
10	Ne	21.56454	40.96296	63.45	97.12	126.21	157.93	207.2759	239.0989
11	Na	5.139076	47.2864	71.6200	98.91	138.40	172.18	208.50	264.25
12	Mg	7.646235	15.03527	80.1437	109.2655	141.27	186.76	225.02	265.96
13	Al	5.985768	18.82855	28.44765	119.992	153.825	190.49	241.76	284.66
14	Si	8.15168	16.34584	33.49302	45.14181	166.767	205.27	246.5	303.54
15	P	10.48669	19.7695	30.2027	51.4439	65.0251	220.421	263.57	309.60
16	S	10.36001	23.33788	34.79	47.222	72.5945	88.0530	280.948	328.75
17	Cl	12.96763	23.8136	39.61	53.4652	67.8	97.03	114.1958	348.28
18	Ar	15.759610	27.62966	40.74	59.81	75.02	91.009	124.323	143.460
19	K	4.3406633	31.63	45.806	60.91	82.66	99.4	117.56	154.88
20	Ca	6.11316	11.87172	50.9131	67.27	84.50	108.78	127.2	147.24
21	Sc	6.56149	12.79977	24.75666	73.4894	91.65	110.68	138.0	158.1
22	Ti	6.82812	13.5755	27.4917	43.2672	99.30	119.53	140.8	170.4
23	V	6.74619	14.618	29.311	46.709	65.2817	128.13	150.6	173.4
24	Cr	6.76651	16.4857	30.96	49.16	69.46	90.6349	160.18	184.7
25	Mn	7.43402	15.6400	33.668	51.2	72.4	95.6	119.203	194.5
26	Fe	7.9024	16.1877	30.652	54.8	75.0	99.1	124.98	151.06
27	Co	7.88101	17.084	33.50	51.3	79.5	102.0	128.9	157.8
28	Ni	7.6398	18.16884	35.19	54.9	76.06	108	133	162
29	Cu	7.72638	20.2924	36.841	57.38	79.8	103	139	166
30	Zn	9.394199	17.96439	39.723	59.4	82.6	108	134	174
31	Ga	5.999301	20.51515	30.7258	63.241	86.01	112.7	140.9	169.9
32	Ge	7.89943	15.93461	34.2241	45.7131	93.5			
33	As	9.7886	18.5892	28.351	50.13	62.63	127.6		
34	Se	9.75239	21.19	30.8204	42.9450	68.3	81.7	155.4	
35	Br	11.8138	21.591	36	47.3	59.7	88.6	103.0	192.8
36	Kr	13.99961	24.35984	36.950	52.5	64.7	78.5	111.0	125.802
37	Rb	4.177128	27.2895	40	52.6	71.0	84.4	99.2	136
38	Sr	5.69485	11.0301	42.89	57	71.6	90.8	106	122.3
39	Y	6.2173	12.224	20.52	60.597	77.0	93.0	116	129
40	Zr	6.63390	13.1	22.99	34.34	80.348			
41	Nb	6.75885	14.0	25.04	38.3	50.55	102.057	125	

Atomic

Neutral Atoms to +7 Ions									
Z	Element	I	II	III	IV	V	VI	VII	VIII
42	Mo	7.09243	16.16	27.13	46.4	54.49	68.8276	125.664	143.6
43	Tc	7.28	15.26	29.54					
44	Ru	7.36050	16.76	28.47					
45	Rh	7.45890	18.08	31.06					
46	Pd	8.3369	19.43	32.93					
47	Ag	7.57623	21.47746	34.83					
48	Cd	8.99382	16.90831	37.48					
49	In	5.78636	18.8703	28.03	54				
50	Sn	7.34392	14.6322	30.50260	40.73502	72.28			
51	Sb	8.60839	16.63	25.3	44.2	56	108		
52	Te	9.0096	18.6	27.96	37.41	58.75	70.7	137	
53	I	10.45126	19.1313	33					
54	Xe	12.12984	20.9750	32.1230					
55	Cs	3.893905	23.15744						
56	Ba	5.211664	10.00383						
57	La	5.5769	11.059	19.1773	49.95	61.6			
58	Ce	5.5387	10.85	20.198	36.758	65.55	77.6		
59	Pr	5.473	10.55	21.624	38.98	57.53			
60	Nd	5.5250	10.72	22.1	40.4				
61	Pm	5.582	10.90	22.3	41.1				
62	Sm	5.6437	11.07	23.4	41.4				
63	Eu	5.67038	11.25	24.92	42.7				
64	Gd	6.14980	12.09	20.63	44.0				
65	Tb	5.8638	11.52	21.91	39.79				
66	Dy	5.9389	11.67	22.8	41.47				
67	Ho	6.0215	11.80	22.84	42.5				
68	Er	6.1077	11.93	22.74	42.7				
69	Tm	6.18431	12.05	23.68	42.7				
70	Yb	6.25416	12.176	25.05	43.56				
71	Lu	5.42586	13.9	20.9594	45.25	66.8			
72	Hf	6.82507	15	23.3	33.33				
73	Ta	7.54957							
74	W	7.86403	16.1						
75	Re	7.83352							
76	Os	8.43823							
77	Ir	8.96702							
78	Pt	8.9588	18.563						
79	Au	9.22553	20.20						
80	Hg	10.4375	18.7568	34.2					
81	Tl	6.108194	20.4283	29.83					
82	Pb	7.41663	15.03248	31.9373	42.32	68.8			
83	Bi	7.2855	16.703	25.56	45.3	56.0	88.3		
84	Po	8.414							
85	At								
86	Rn	10.7485							
87	Fr	4.072741							
88	Ra	5.278423	10.14715						
89	Ac	5.17	11.75						
90	Th	6.3067	11.9	20.0	28.8				
91	Pa	5.89							
92	U	6.1941	10.6						
93	Np	6.2657							
94	Pu	6.0260	11.2						
95	Am	5.9738							
96	Cm	5.9914							
97	Bk	6.1979							
98	Cf	6.2817	11.8						
99	Es	6.42	12.0						
100	Fm	6.50							
101	Md	6.58							
102	No	6.65							
103	Lr	4.9							
104	Rf	6.0							

+8 Ions to +15 Ions									
Z	Element	IX	X	XI	XII	XIII	XIV	XV	XVI
9	F	1103.1176							
10	Ne	1195.8286	1362.1995						
11	Na	299.864	1465.121	1648.702					
12	Mg	328.06	367.50	1761.805	1962.6650				
13	Al	330.13	398.75	442.00	2085.98	2304.1410			
14	Si	351.12	401.37	476.36	523.42	2437.63	2673.182		
15	P	372.13	424.4	479.46	560.8	611.74	2816.91	3069.842	
16	S	379.55	447.5	504.8	564.44	652.2	707.01	3223.78	3494.1892
17	Cl	400.06	455.63	529.28	591.99	656.71	749.76	809.40	3658.521
18	Ar	422.45	478.69	538.96	618.26	686.10	755.74	854.77	918.03
19	K	175.8174	503.8	564.7	629.4	714.6	786.6	861.1	968
20	Ca	188.54	211.275	591.9	657.2	726.6	817.6	894.5	974
21	Sc	180.03	225.18	249.798	687.36	756.7	830.8	927.5	1009
22	Ti	192.1	215.92	265.07	291.500	787.84	863.1	941.9	1044
23	V	205.8	230.5	255.7	308.1	336.277	896.0	976	1060
24	Cr	209.3	244.4	270.8	298.0	354.8	384.168	1010.6	1097
25	Mn	221.8	248.3	286.0	314.4	343.6	403.0	435.163	1134.7
26	Fe	233.6	262.1	290.2	330.8	361.0	392.2	457	489.256
27	Co	186.13	275.4	305	336	379	411	444	511.96
28	Ni	193	224.6	321.0	352	384	430	464	499
29	Cu	199	232	265.3	369	401	435	484	520
30	Zn	203	238	274	310.8	419.7	454	490	542
31	Ga	210.8	244.0	280.7	319.2	357.2	471.2	508.8	548.3
36	Kr	230.85	268.2	308	350	391	447	492	541
37	Rb	150	277.1						
38	Sr	162	177	324.1					
39	Y	146.2	191	206	374.0				
42	Mo	164.12	186.4	209.3	230.28	279.1	302.60	544.0	570

+16 Ions to +23 Ions									
Z	Element	XVII	XVIII	XIX	XX	XXI	XXII	XXIII	XXIV
17	Cl	3946.2960							
18	Ar	4120.8857	4426.2296						
19	K	1033.4	4610.8	4934.046					
20	Ca	1087	1157.8	5128.8	5469.864				
21	Sc	1094	1213	1287.97	5674.8	6033.712			
22	Ti	1131	1221	1346	1425.4	6249.0	6625.82		
23	V	1168	1260	1355	1486	1569.6	6851.3	7246.12	
24	Cr	1185	1299	1396	1496	1634	1721.4	7481.7	7894.81
25	Mn	1224	1317	1437	1539	1644	1788	1879.9	8140.6
26	Fe	1266	1358	1456	1582	1689	1799	1950	2023
27	Co	546.58	1397.2	1504.6	1603	1735	1846	1962	2119
28	Ni	571.08	607.06	1541	1648	1756	1894	2011	2131
29	Cu	557	633	670.588	1697	1804	1916	2060	2182
30	Zn	579	619	698	738	1856			
36	Kr	592	641	786	833	884	937	998	1051
42	Mo	636	702	767	833	902	968	1020	1082

+24 Ions to +29 Ions							
Z	Element	XXV	XXVI	XXVII	XXVIII	XXIX	XXX
25	Mn	8571.94					
26	Fe	8828	9277.69				
27	Co	2219.0	9544.1	10012.12			
28	Ni	2295	2399.2	10288.8	10775.40		
29	Cu	2308	2478	2587.5	11062.38	11567.617	
36	Kr	1151	1205.3	2928	3070	3227	3381
42	Mo	1263	1323	1387	1449	1535	1601

IONIZATION ENERGIES OF GAS-PHASE MOLECULES

Sharon G. Lias

This table presents values for the first ionization energies (IP) of approximately 1000 molecules and atoms. Substances are listed by molecular formula in the modified Hill order (see Preface). Values enclosed in parentheses are considered not to be well established. Data appearing in the 1988 reference were updated in 1996 for inclusion in the database of ionization energies available at the Internet site of the Standard Reference Data program of the National Institute of Standards and Technology (<http://webbook.nist.gov>). The list appearing here includes these updates.

The list also includes values for enthalpies of formation of the ions at 298 K, $\Delta_f H_{\text{ion}}$, given according to the ion convention used by

mass spectrometrists; to convert these values to the electron convention used by thermodynamicists, add 6 kJ/mol. Details on the calculation of $\Delta_f H_{\text{ion}}$, as well as data for a much larger number of molecules, may be found in the reference and on the Internet site.

Reference

Lias, S. G., Bartmess, J. E., Liebman, J. F., Holmes, J. L., Levin, R. D., and Mallard, W.G., *Gas-Phase Ion and Neutral Thermochemistry*, *J. Phys. Chem. Ref. Data*, Vol. 17, Suppl. No. 1, 1988.

Mol. form.	Name	IP/eV	$\Delta_f H_{\text{ion}}$ kJ/mol
<i>Substances not containing carbon</i>			
Ac	Actinium	5.17	905
Ag	Silver	7.57624	1016
AgCl	Silver(I) chloride	(≤ 10.08)	≤ 1065
AgF	Silver(I) fluoride	(11.0 ± 0.3)	1071
Al	Aluminum	5.98577	905
AlBr	Aluminum monobromide	(9.3)	913
AlBr ₃	Aluminum tribromide	(10.4)	593
AlCl	Aluminum monochloride	9.4	855
AlCl ₃	Aluminum trichloride	(12.01)	573
AlF	Aluminum monofluoride	9.73 ± 0.01	673
AlF ₃	Aluminum trifluoride	≤ 15.45	≤ 282
AlI	Aluminum monoiodide	9.3 ± 0.3	965
AlI ₃	Aluminum triiodide	(9.1)	673
Am	Americium	5.9738 ± 0.0002	860
Ar	Argon	15.75962	1521
As	Arsenic	9.8152	1250
AsCl ₃	Arsenic(III) chloride	(10.55 ± 0.025)	754
AsF ₃	Arsenic(III) fluoride	(12.84 ± 0.05)	452
AsH ₃	Arsine	(9.89)	1021
Au	Gold	9.22567	1254
B	Boron	8.29803	1363
BBr ₃	Boron tribromide	(10.51)	809
BCl ₃	Boron trichloride	11.60 ± 0.02	718
BF	Fluoroborane	11.12 ± 0.01	957
	Difluoroborane	(9.4)	317
BF ₃	Boron trifluoride	15.7 ± 0.3	365
BH	Boron monohydride	(9.77)	1385
BH ₃	Borane	12.026 ± 0.024	1261
BI ₃	Boron triiodide	(9.25 ± 0.03)	964
BO ₂	Boron dioxide	(13.5 ± 0.3)	1001
B ₂ H ₆	Diborane	11.38 ± 0.05	1134
B ₂ O ₃	Boron oxide	13.5 ± 0.15	460
B ₄ H ₁₀	Tetraborane	10.76 ± 0.04	1105
B ₅ H ₉	Pentaborane(9)	9.90 ± 0.04	1028
B ₆ H ₁₀	Hexaborane	(9.0)	965
Ba	Barium	5.21170	683
BaO	Barium oxide	6.91 ± 0.06	543
Be	Beryllium	9.32263	1224
BeO	Beryllium oxide	(10.1 ± 0.4)	1111
Bi	Bismuth	7.2855	908
BiCl ₃	Bismuth trichloride	(10.4)	736

Mol. form.	Name	IP/eV	$\Delta_f H_{\text{ion}}$ kJ/mol
Bk	Berkelium	6.23	911
Br	Bromine (atomic)	11.81381	1252
BrCl	Bromine chloride	11.01	1079
BrF	Bromine fluoride	11.86	1086
BrF ₅	Bromine pentafluoride	13.172 ± 0.002	840
BrH	Hydrogen bromide	11.66 ± 0.03	1087
BrH ₃ Si	Bromosilane	10.6	943
BrI	Iodine bromide	9.790 ± 0.004	986
BrK	Potassium bromide	7.85 ± 0.1	578
BrLi	Lithium bromide	(8.7)	685
BrNO	Nitrosyl bromide	10.17 ± 0.03	1065
BrNa	Sodium bromide	8.31 ± 0.1	660
BrO	Bromine monoxide	10.46 ± 0.02	1135
BrRb	Rubidium bromide	7.94 ± 0.03	583
BrTl	Thallium(I) bromide	9.14 ± 0.02	844
Br ₂	Bromine	10.516 ± 0.005	1046
Br ₂ Hg	Mercury(II) bromide	10.560 ± 0.003	935
Br ₂ Sn	Tin(II) bromide	9.0	839
Br ₃ Ga	Gallium(III) bromide	10.40	711
Br ₃ P	Phosphorus(III) bromide	9.7	798
Br ₄ Hf	Hafnium(IV) bromide	(10.9)	366
Br ₄ Sn	Tin(IV) bromide	10.6	709
Br ₄ Ti	Titanium(IV) bromide	10.3	375
Br ₄ Zr	Zirconium(IV) bromide	(10.7)	388
Ca	Calcium	6.11316	768
CaCl	Calcium monochloride	5.86 ± 0.07	462
CaO	Calcium oxide	6.66 ± 0.18	668
Cd	Cadmium	8.99367	980
Ce	Cerium	5.5387	957
Cf	Californium	6.30	805
Cl	Chlorine (atomic)	12.96764	1373
ClCs	Cesium chloride	(7.84 ± 0.05)	510
ClF	Chlorine fluoride	12.66 ± 0.01	1171
ClFO ₃	Perchloryl fluoride	(12.945 ± 0.005)	1224
ClF ₂	Chlorine difluoride	(12.77 ± 0.05)	1128
ClF ₃	Chlorine trifluoride	(12.65 ± 0.05)	1057
ClF ₅ S	Sulfur chloride pentafluoride	(12.335 ± 0.005)	144
ClH	Hydrogen chloride	12.749 ± 0.009	1137
ClHO	Hypochlorous acid	(11.12 ± 0.01)	993
ClH ₃ Si	Chlorosilane	11.4	899
ClI	Iodine chloride	10.088 ± 0.01	991
ClIn	Indium(I) chloride	(9.51)	842
ClK	Potassium chloride	(8.0 ± 0.4)	557
CLi	Lithium chloride	9.57	727
ClNO	Nitrosyl chloride	10.87 ± 0.01	1099
ClNO ₂	Nitryl chloride	(11.84)	1155
ClNa	Sodium chloride	8.92 ± 0.06	681
ClO	Chlorine monoxide	10.95	1159
ClO ₂	Chlorine dioxide	10.33 ± 0.02	1093
ClRb	Rubidium chloride	(8.50 ± 0.03)	590
ClTl	Thallium(I) chloride	9.70 ± 0.03	869
Cl ₂	Chlorine	11.480 ± 0.005	1108
Cl ₂ CrO ₂	Chromyl chloride	11.6	580
Cl ₂ Ge	Germanium(II) chloride	(10.20 ± 0.05)	813
Cl ₂ H ₂ Si	Dichlorosilane	11.4	765
Cl ₂ Hg	Mercury(II) chloride	11.380 ± 0.003	952
Cl ₂ O	Chlorine oxide	10.94	1135
Cl ₂ OS	Thionyl chloride	10.96	844
Cl ₂ O ₂ S	Sulfuryl chloride	12.05	807
Cl ₂ Pb	Lead(II) chloride	(10.2)	791

Mol. form.	Name	IP/eV	$\Delta_f H_{\text{ion}}$ kJ/mol
Cl ₂ S	Sulfur dichloride	9.45 ± 0.03	895
Cl ₂ Si	Dichlorosilylene	(10.93 ± 0.10)	887
Cl ₂ Sn	Tin(II) chloride	(10.0)	760
Cl ₃ Ga	Gallium(III) chloride	11.52	664
Cl ₃ HSi	Trichlorosilane	(11.7)	648
Cl ₃ N	Nitrogen trichloride	(10.12 ± 0.1)	1244
Cl ₃ OP	Phosphorus(V) oxychloride	11.36 ± 0.02	540
Cl ₃ OV	Vanadyl trichloride	(11.6)	425
Cl ₃ P	Phosphorus(III) chloride	9.91	668
Cl ₃ PS	Phosphorus(V) sulfide trichloride	9.71 ± 0.03	573
Cl ₃ Sb	Antimony(III) chloride	(≤ 10.7)	s719
Cl ₄ Ge	Germanium(IV) chloride	11.68 ± 0.05	629
Cl ₄ Hf	Hafnium(IV) chloride	(11.7)	246
Cl ₄ Si	Tetrachlorosilane	11.79 ± 0.01	527
Cl ₄ Sn	Tin(IV) chloride	11.7 ± 0.2	656
Cl ₄ Ti	Titanium(IV) chloride	(11.5)	349
Cl ₄ V	Vanadium(IV) chloride	(9.2)	361
Cl ₄ Zr	Zirconium(IV) chloride	(11.2)	210
Cl ₅ Mo	Molybdenum(V) chloride	(8.7)	392
Cl ₅ Nb	Niobium(V) chloride	(10.97)	356
Cl ₅ P	Phosphorus(V) chloride	(10.2)	608
Cl ₅ Ta	Tantalum(V) chloride	(11.08)	303
Cl ₆ W	Tungsten(VI) chloride	(9.5)	348
Cm	Curium	6.02	966
Co	Cobalt	7.8810	1187
Cr	Chromium	6.76664	1050
Cs	Cesium	3.89390	452
CsF	Cesium fluoride	(8.80 ± 0.10)	489
CsNa	Cesium sodium	(4.05 ± 0.04)	535
Cu	Copper	7.72638	1084
CuF	Copper(I) fluoride	10.15 ± 0.02	984
Dy	Dysprosium	5.9389	862
Er	Erbium	6.1078	907
Es	Einsteinium	6.42	753
Eu	Europium	5.6704	723
F	Fluorine (atomic)	17.42282	1761
FGa	Gallium monofluoride	(9.6 ± 0.5)	700
FH	Hydrogen fluoride	16.044 ± 0.003	1276
FHO	Hypofluorous acid	12.71 ± 0.01	1130
FH ₃ Si	Fluorosilane	11.7	752
FI	Iodine fluoride	10.54 ± 0.01	922
FIIn	Indium monofluoride	(9.6 ± 0.5)	740
FNO	Nitrosyl fluoride	12.63 ± 0.03	1152
FNO ₂	Nitryl fluoride	(13.09)	1154
FNS	Thionitrosyl fluoride (NSF)	11.51 ± 0.04	1090
FO	Fluorine monoxide	12.78 ± 0.03	1342
FO ₂	Fluorine superoxide (FOO)	(12.6 ± 0.2)	1228
FS	Sulfur fluoride	10.09	986
FTl	Thallium(I) fluoride	10.52	835
F ₂	Fluorine	15.697 ± 0.003	1515
F ₂ Ge	Germanium(II) fluoride	(≤ 11.65)	551
F ₂ HN	Difluoramine	(11.53 ± 0.08)	1046
F ₂ H ₂ Si	Difluorosilane	(12.2)	386
F ₂ Mg	Magnesium fluoride	(13.6 ± 0.3)	588
F ₂ N	Difluoroamidogen	11.628 ± 0.01	1155
F ₂ N ₂	<i>trans</i> -Difluorodiazine	(12.8)	1315
F ₂ O	Fluorine monoxide	13.11 ± 0.01	1290
F ₂ OS	Thionyl fluoride	12.25	688
F ₂ O ₂ S	Sulfuryl fluoride	13.04 ± 0.01	501
F ₂ Pb	Lead(II) fluoride	(11.5)	679

Mol. form.	Name	IP/eV	$\Delta_f H_{\text{ion}}$ kJ/mol
F ₂ S	Sulfur difluoride	(10.08)	676
F ₂ Si	Difluorosilylene	10.78 ± 0.05	450
F ₂ Sn	Tin(II) fluoride	(11.1)	586
F ₂ Xe	Xenon difluoride	12.35 ± 0.01	1083
F ₃ HSi	Trifluorosilane	(14.0)	150
F ₃ N	Nitrogen trifluoride	13.00 ± 0.02	1125
F ₃ NO	Trifluoramine oxide	13.31 ± 0.06	1121
F ₃ OP	Phosphorus(V) oxyfluoride	12.76 ± 0.01	-24
F ₃ P	Phosphorus(III) fluoride	11.60 ± 0.05	161
F ₃ PS	Phosphorus(V) sulfide trifluoride	≤ 11.05 ± 0.035	≤ 58
F ₃ Si	Trifluorosilyl	(9.99)	- 32
F ₄ Ge	Germanium(IV) fluoride	(15.5)	307
F ₄ N ₂	Tetrafluorohydrazine	11.94 ± 0.03	1119
F ₄ S	Sulfur tetrafluoride	12.0 ± 0.3	399
F ₄ Si	Tetrafluorosilane	15.24 ± 0.14	-144
F ₄ Xe	Xenon tetrafluoride	12.65 ± 0.1	1016
F ₅ I	Iodine pentafluoride	12.943 ± 0.005	408
F ₅ P	Phosphorus(V) fluoride	(15.1)	-137
F ₅ S	Sulfur pentafluoride	9.60 ± 0.05	10
F ₆ Mo	Molybdenum(VI) fluoride	(14.5 ± 0.1)	-159
F ₆ S	Sulfur hexafluoride	15.32 ± 0.02	258
F ₆ U	Uranium(VI) fluoride	14.00 ± 0.10	-796
Fe	Iron	7.9024	1177
Fm	Fermium	6.50	627
Ga	Gallium	5.99930	851
GaI ₃	Gallium(III) iodide	9.40	765
Gd	Gadolinium	6.1500	991
Ge	Germanium	7.900	1139
GeH ₄	Germane	≤ 10.53	≤ 1108
GeI ₄	Germanium(IV) iodide	(9.42)	850
GeO	Germanium(II) oxide	11.25 ± 0.01	1044
GeS	Germanium(II) sulfide	(9.98)	1055
H	Hydrogen (atomic)	13.59844	1530
HI	Hydrogen iodide	10.386 ± 0.001	1028
HLi	Lithium hydride	7.7	882
HN	Imidogen	≤ 13.49 ± 0.01	1678
HNO	Nitrosyl hydride	(10.1)	1075
HNO ₂	Nitrous acid	≤ 11.3	≤ 1011
HNO ₃	Nitric acid	11.95 ± 0.01	1019
HN ₃	Hydrazoic acid	10.72 ± 0.025	1328
HO	Hydroxyl	13.0170 ± 0.0002	1294
HO ₂	Hydroperoxy	11.35 ± 0.01	1106
HS	Mercapto	10.4219 ± 0.0004	1145
H ₂	Hydrogen	15.42593 ± 0.00005	1488
H ₂ N	Amidogen	11.14 ± 0.01	1264
H ₂ O	Water	12.6206 ± 0.0020	976
H ₂ O ₂	Hydrogen peroxide	10.58 ± 0.04	885
H ₂ S	Hydrogen sulfide	10.457 ± 0.012	989
H ₂ Se	Hydrogen selenide	9.892 ± 0.005	984
H ₂ Si	Silylene	8.244 ± 0.025	1084
H ₃ N	Ammonia	10.070 ± 0.020	925
H ₃ NO	Hydroxylamine	(10.00)	923
H ₃ P	Phosphine	9.869 ± 0.002	958
H ₃ Sb	Stibine	9.54 ± 0.03	1067
H ₄ N ₂	Hydrazine	8.1 ± 0.15	877
H ₄ Si	Silane	11.00 ± 0.02	1095
H ₄ Sn	Stannane	(10.75)	1200
H ₆ Si ₂	Disilane	9.74 ± 0.02	1019
H ₈ Si ₃	Trisilane	(9.2)	1009
He	Helium	24.58741	2372

Mol. form.	Name	IP/eV	$\Delta_f H_{\text{ion}}$ kJ/mol
Hf	Hafnium	6.82507 ± 0.00004	1278
Hg	Mercury	10.43750	1069
HgI ₂	Mercury(II) iodide	9.5088 ± 0.0022	900
Ho	Holmium	6.0216	882
I	Iodine (atomic)	10.45126	1115
IK	Potassium iodide	(7.21 ± 0.3)	570
ILi	Lithium iodide	(7.5)	633
INa	Sodium iodide	7.64 ± 0.02	659
ITl	Thallium(I) iodide	8.47 ± 0.02	826
I ₂	Iodine	9.3074 ± 0.0002	960
I ₄ Ti	Titanium(IV) iodide	(9.1)	602
I ₄ Zr	Zirconium(IV) iodide	(9.3)	500
In	Indium	5.78636	802
Ir	Iridium	9.1	1543
K	Potassium	4.34066	508
KLi	Lithium potassium	4.57 ± 0.04	512
KNa	Potassium sodium	4.41636 ± 0.00017	561
K ₂	Dipotassium	4.0637 ± 0.0002	519
Kr	Krypton	13.99961	1351
La	Lanthanum	5.5770	969
Li	Lithium	5.39172	680
LiNa	Lithium sodium	5.05 ± 0.04	571
LiO	Lithium monoxide	(8.44)	894
LiRb	Lithium rubidium	4.3 ± 0.1	486
Li ₂	Dilithium	5.1127 ± 0.0003	709
Lu	Lutetium	5.42585	950
Md	Mendelevium	6.58	635
Mg	Magnesium	7.64624	885
MgO	Magnesium oxide	(8.76 ± 0.22)	901
Mn	Manganese	7.43402	998
Mo	Molybdenum	7.09243	1343
N	Nitrogen (atomic)	14.53414	1875
NO	Nitric oxide	9.26438 ± 0.00005	985
NO ₂	Nitrogen dioxide	9.586 ± 0.002	958
NP	Phosphorus nitride	11.84 ± 0.04	1247
NS	Nitrogen sulfide	8.87 ± 0.01	1119
N ₂	Nitrogen	15.5808	1503
N ₂ O	Nitrous oxide	12.886	1325
N ₂ O ₄	Nitrogen tetroxide	(10.8)	1050
N ₂ O ₅	Nitrogen pentoxide	(11.9)	1161
Na	Sodium	5.13908	603
NaRb	Rubidium sodium	4.32 ± 0.04	480
Na ₂	Disodium	4.894 ± 0.003	614
Nb	Niobium	6.75885	1384
Nd	Neodymium	5.5250	859
Ne	Neon	21.56454	2081
Ni	Nickel	7.6398	1167
No	Nobelium	6.65	642
Np	Neptunium	6.2657 ± 0.0003	1069
O	Oxygen (atomic)	13.61806	1563
OPb	Lead(II) oxide	9.08 ± 0.10	939
OS	Sulfur monoxide	10.294 ± 0.004	998
OS ₂	Sulfur oxide (SSO)	10.584 ± 0.005	971
OSi	Silicon monoxide	11.49 ± 0.20	1008
OSn	Tin(II) oxide	9.60 ± 0.02	944
OSr	Strontium oxide	6.6 ± 0.2	623
O ₂	Oxygen	12.0697 ± 0.0002	1165
O ₂ S	Sulfur dioxide	12.349 ± 0.001	894
O ₂ Th	Thorium(IV) oxide	(8.7 ± 0.15)	342
O ₂ Ti	Titanium(IV) oxide	(9.54 ± 0.1)	623

Mol. form.	Name	IP/eV	$\Delta_f H_{\text{ion}}$ kJ/mol
O ₂ U	Uranium(IV) oxide	(5.4 ± 0.1)	57
O ₃	Ozone	12.43	1342
O ₃ S	Sulfur trioxide	12.82 ± 0.03	841
O ₃ U	Uranium(VI) oxide	(10.5 ± 0.5)	214
O ₄ Os	Osmium(VIII) oxide	(12.32)	850
O ₄ Ru	Ruthenium(VIII) oxide	12.15 ± 0.03	988
O ₇ Re ₂	Rhenium(VII) oxide	(12.7 ± 0.2)	125
Os	Osmium	8.7	1630
P	Phosphorus	10.48669	1328
P ₂	Diphosphorus	10.53	1160
Pa	Protactinium	5.89	1133
Pb	Lead	7.41666	911
PbS	Lead(II) sulfide	(8.5 ± 0.5)	954
Pd	Palladium	8.3367	1181
Pm	Promethium	5.55	536
Pr	Praseodymium	5.464	883
Pt	Platinum	9.0	1433
Pu	Plutonium	6.025	926
Ra	Radium	5.27892	668
Rb	Rubidium	4.17713	484
Re	Rhenium	7.88	1530
Rh	Rhodium	7.45890	1276
Rn	Radon	10.74850	1037
Ru	Ruthenium	7.36050	1355
S	Sulfur	10.36001	1277
SSn	Tin(II) sulfide	(8.8)	966
S ₂	Disulfur	9.356 ± 0.002	1031
Sb	Antimony	8.64	1096
Sc	Scandium	6.56144	1010
Se	Selenium	9.75238	1168
Si	Silicon	8.15169	1238
Sm	Samarium	5.6437	751
Sn	Tin	7.34381	1011
Sr	Strontium	5.69484	713
Ta	Tantalum	7.89	1544
Tb	Terbium	5.8639	955
Tc	Technetium	7.28	1380
Te	Tellurium	9.0096	1066
Th	Thorium	6.308 ± 0.003	1207
Ti	Titanium	6.8282	1127
Tl	Thallium	6.10829	771
Tm	Thulium	6.18431	827
U	Uranium	6.19405	1129
V	Vanadium	6.746 ± 0.002	1166
W	Tungsten	7.98	1621
Xe	Xenon	12.12987	1170
Y	Yttrium	6.217	1022
Yb	Ytterbium	6.25416	754
Zn	Zinc	9.39405	1037
Zr	Zirconium	6.63390	1251
<i>Substances containing carbon</i>			
C	Carbon	11.26030	1803
CBrClF ₂	Bromochlorodifluoromethane	(11.21)	642
CBrCl ₃	Bromotrichloromethane	(10.6)	980
CBrF ₃	Bromotrifluoromethane	(11.40)	451
CBr ₂ F ₂	Dibromodifluoromethane	11.03 ± 0.04	683
CBr ₄	Tetrabromomethane	(10.31 ± 0.02)	1079
CCl	Chloromethylidyne	(8.9 ± 0.2)	1244
CClF ₃	Chlorotrifluoromethane	12.6 ± 0.2	505

Mol. form.	Name	IP/eV	$\Delta_f H_{\text{ion}}$ kJ/mol
CClN	Cyanogen chloride	12.34 ± 0.01	1329
CCl ₂	Dichloromethylene	(9.27)	1058
CCl ₂ F ₂	Dichlorodifluoromethane	12.05 ± 0.24	685
CCl ₂ O	Carbonyl chloride	(11.5)	888
CCl ₃ F	Trichlorofluoromethane	11.77 ± 0.02	868
CCl ₄	Tetrachloromethane	11.47 ± 0.01	1010
CF	Fluoromethylidyne	9.11 ± 0.01	1134
CFN	Cyanogen fluoride	13.34 ± 0.02	1325
CF ₂	Difluoromethylene	11.44 ± 0.03	899
CF ₂ O	Carbonyl fluoride	13.035 ± 0.030	617
CF ₃	Trifluoromethyl	8.7 ± 0.2	379
CF ₃ I	Trifluoroiodomethane	10.23	397
CH	Methylidyne	10.64 ± 0.01	1622
CHBrCl ₂	Bromodichloromethane	10.6	973
CHBr ₂ Cl	Chlorodibromomethane	10.59 ± 0.01	1030
CHBr ₃	Tribromomethane	10.48 ± 0.02	1035
CHCl	Chloromethylene	9.84	1247
CHClF ₂	Chlorodifluoromethane	(12.2)	693
CHCl ₂ F	Dichlorofluoromethane	(11.5)	829
CHCl ₃	Trichloromethane	11.37 ± 0.02	992
CHF	Fluoromethylene	10.06 ± 0.05	1121
CHF ₃	Trifluoromethane	(13.86)	643
CHI ₃	Triiodomethane	9.25 ± 0.02	1010
CHN	Hydrogen cyanide	13.60 ± 0.01	1447
CHN	Hydrogen isocyanide	(12.5 ± 0.1)	1407
CHNO	Isocyanic acid	11.595 ± 0.005	1016
CHNO	Fulminic acid	(10.83)	1263
CHO	Oxomethyl (HCO)	(8.55)	826
CH ₂	Methylene	10.396 ± 0.003	1392
CH ₂ BrCl	Bromochloromethane	10.77 ± 0.01	1085
CH ₂ Br ₂	Dibromomethane	(10.50 ± 0.02)	1013
CH ₂ ClF	Chlorofluoromethane	11.71 ± 0.01	870
CH ₂ Cl ₂	Dichloromethane	11.32 ± .01	996
CH ₂ F ₂	Difluoromethane	12.71	774
CH ₂ I ₂	Diiodomethane	9.46 ± 0.02	1030
CH ₂ N ₂	Diazomethane	8.999 ± 0.001	1098
CH ₂ N ₂	Cyanamide	(10.4)	1137
CH ₂ O	Formaldehyde	10.88 ± 0.01	941
CH ₂ O ₂	Formic acid	11.33 ± 0.01	715
CH ₃	Methyl	9.843 ± 0.002	1095
CH ₃ BO	Borane carbonyl	11.14 ± 0.02	962
CH ₃ Br	Bromomethane	10.541 ± 0.003	979
CH ₃ Cl	Chloromethane	11.22 ± 0.01	1001
CH ₃ Cl ₃ Si	Methyltrichlorosilane	(11.36 ± 0.03)	548
CH ₃ F	Fluoromethane	12.47 ± 0.02	956
CH ₃ I	Iodomethane	9.538	936
CH ₃ NO	Formamide	10.16 ± 0.06	796
CH ₃ NO ₂	Nitromethane	11.08 ± 0.07	994
CH ₃ N ₃	Methyl azide	9.81 ± 0.02	1227
CH ₃ O	Methoxy	(10.72)	1050
CH ₄	Methane	12.61 ± 0.01	1143
CH ₄ N ₂ O	Urea	9.7	690
CH ₄ O	Methanol	10.85 ± 0.01	845
CH ₄ S	Methanethiol	9.44 ± 0.005	888
CH ₅ N	Methylamine	(8.80)	826
CH ₆ N ₂	Methylhydrazine	7.7 ± 0.15	835
CH ₆ Si	Methylsilane	(10.7)	1003
CN	Cyanide	13.5984	1748
CNO	Cyanate	11.76 ± 0.01	1290
CO	Carbon monoxide	14.014 ± 0.0003	1242

Mol. form.	Name	IP/eV	$\Delta_f H_{\text{ion}}$ kJ/mol
COS	Carbon oxysulfide	11.18 ± 0.01	936
COSe	Carbon oxyselenide	10.36 ± 0.01	929
CO ₂	Carbon dioxide	13.773 ± 0.002	935
CS	Carbon sulfide	11.33 ± 0.01	1361
CS ₂	Carbon disulfide	10.0685 ± 0.0020	1089
C ₂	Dicarbon	(11.4 ± 0.3)	2000
C ₂ Br ₂ F ₄	1,2-Dibromotetrafluoroethane	(11.1)	280
C ₂ ClF ₃	Chlorotrifluoroethylene	9.81 ± 0.03	373
C ₂ ClF ₅	Chloropentafluoroethane	(12.6)	99
C ₂ Cl ₂	Dichloroacetylene	9.9	1165
C ₂ Cl ₂ F ₄	1,2-Dichlorotetrafluoroethane	12.2	252
C ₂ Cl ₃ F ₃	1,1,1-Trichlorotrifluoroethane	11.5	386
C ₂ Cl ₃ F ₃	1,1,2-Trichlorotrifluoroethane	11.99 ± 0.02	429
C ₂ Cl ₄	Tetrachloroethylene	9.326 ± 0.001	887
C ₂ Cl ₄ F ₂	1,1,2,2-Tetrachloro-1,2-difluoroethane	(11.3)	563
C ₂ Cl ₄ O	Trichloroacetyl chloride	(11.0)	827
C ₂ Cl ₆	Hexachloroethane	(11.1)	920
C ₂ F ₃ N	Trifluoroacetonitrile	13.93 ± 0.07	845
C ₂ F ₄	Tetrafluoroethylene	10.12 ± 0.02	315
C ₂ F ₆	Hexafluoroethane	(13.6)	-30
C ₂ H	Ethynyl	(11.61 ± 0.07)	1685
C ₂ HBr	Bromoacetylene	10.31 ± 0.02	1242
C ₂ HBrClF ₃	2-Bromo-2-chloro-1,1,1-trifluoroethane	(11.0)	363
C ₂ HCl	Chloroacetylene	10.58 ± 0.02	1276
C ₂ HClF ₂	1-Chloro-2,2-difluoroethylene	9.80 ± 0.04	628
C ₂ HCl ₃	Trichloroethylene	9.46 ± 0.02	894
C ₂ HCl ₃ O	Dichloroacetyl chloride	(10.9)	809
C ₂ HCl ₅	Pentachloroethane	(11.0)	919
C ₂ HF	Fluoroacetylene	11.26	1195
C ₂ HF ₃	Trifluoroethylene	10.14	489
C ₂ HF ₃ O ₂	Trifluoroacetic acid	11.46	75
C ₂ H ₂	Acetylene	11.400 ± 0.002	1328
C ₂ H ₂ Cl ₂	1,1-Dichloroethylene	9.81 ± 0.04	949
C ₂ H ₂ Cl ₂	<i>cis</i> -1,2-Dichloroethylene	9.66 ± 0.01	936
C ₂ H ₂ Cl ₂	<i>trans</i> -1,2-Dichloroethylene	9.64 ± 0.02	934
C ₂ H ₂ Cl ₂ O	Chloroacetyl chloride	(≤ 10.3)	815
C ₂ H ₂ Cl ₄	1,1,1,2-Tetrachloroethane	(11.1)	920
C ₂ H ₂ Cl ₄	1,1,2,2-Tetrachloroethane	(≤ 11.62)	≤ 971
C ₂ H ₂ F ₂	1,1-Difluoroethylene	10.29 ± 0.01	650
C ₂ H ₂ F ₂	<i>cis</i> -1,2-Difluoroethylene	10.23 ± 0.02	690
C ₂ H ₂ O	Ketene	9.617 ± 0.003	880
C ₂ H ₂ O ₂	Glyoxal	10.2	773
C ₂ H ₂ S ₂	Thiirene	8.61	892
C ₂ H ₃ Br	Bromoethylene	9.83 ± 0.02	1028
C ₂ H ₃ Cl	Chloroethylene	9.99 ± 0.02	985
C ₂ H ₃ ClF ₂	1-Chloro-1,1-difluoroethane	(11.98)	626
C ₂ H ₃ ClO	Acetyl chloride	10.82 ± 0.04	801
C ₂ H ₃ ClO	Chloroacetaldehyde	(10.48)	815
C ₂ H ₃ ClO ₂	Chloroacetic acid	(10.7)	597
C ₂ H ₃ Cl ₃	1,1,1-Trichloroethane	(11.0)	917
C ₂ H ₃ Cl ₃	1,1,2-Trichloroethane	(11.0)	911
C ₂ H ₃ F	Fluoroethylene	10.36 ± 0.01	861
C ₂ H ₃ FO	Acetyl fluoride	(11.5)	667
C ₂ H ₃ F ₃	1,1,1-Trifluoroethane	13.3 ± 0.5	536
C ₂ H ₃ N	Acetonitrile	12.20 ± 0.01	1253
C ₂ H ₃ NO	Methylisocyanate	(10.67)	900
C ₂ H ₄	Ethylene	10.5138 ± 0.0006	1067
C ₂ H ₄ Br ₂	1,2-Dibromoethane	10.35 ± 0.04	961
C ₂ H ₄ Cl ₂	1,1-Dichloroethane	11.04 ± 0.02	935
C ₂ H ₄ Cl ₂	1,2-Dichloroethane	11.04 ± 0.02	931

Mol. form.	Name	IP/eV	$\Delta_f H_{\text{ion}}$ kJ/mol
$\text{C}_2\text{H}_4\text{F}_2$	1,1-Difluoroethane	(11.87)	643
$\text{C}_2\text{H}_4\text{O}$	Acetaldehyde	10.229 ± 0.0007	821
$\text{C}_2\text{H}_4\text{O}$	Ethylene oxide	10.56 ± 0.01	966
$\text{C}_2\text{H}_4\text{O}_2$	Acetic acid	10.65 ± 0.02	595
$\text{C}_2\text{H}_4\text{O}_2$	Methyl formate	10.835 ± 0.005	690
$\text{C}_2\text{H}_5\text{Br}$	Bromoethane	10.29 ± 0.01	931
$\text{C}_2\text{H}_5\text{Cl}$	Chloroethane	10.98 ± 0.02	947
$\text{C}_2\text{H}_5\text{ClO}$	2-Chloroethanol	(10.5)	756
$\text{C}_2\text{H}_5\text{F}$	Fluoroethane	(11.78)	873
$\text{C}_2\text{H}_5\text{I}$	Iodoethane	9.3492 ± 0.0006	893
$\text{C}_2\text{H}_5\text{N}$	Ethyleneimine	(9.5 ± 0.3)	1044
$\text{C}_2\text{H}_5\text{NO}$	Acetamide	9.65 ± 0.03	693
$\text{C}_2\text{H}_5\text{NO}$	<i>N</i> -Methylformamide	9.83 ± 0.04	760
$\text{C}_2\text{H}_5\text{NO}_2$	Nitroethane	10.88 ± 0.05	948
C_2H_6	Ethane	11.56 ± 0.02	1031
$\text{C}_2\text{H}_6\text{Cl}_2\text{Si}$	Dichlorodimethylsilane	(10.7)	576
$\text{C}_2\text{H}_6\text{O}$	Ethanol	10.43 ± 0.05	772
$\text{C}_2\text{H}_6\text{O}$	Dimethyl ether	10.025 ± 0.025	783
$\text{C}_2\text{H}_6\text{OS}$	Dimethyl sulfoxide	9.10 ± 0.03	727
$\text{C}_2\text{H}_6\text{O}_2$	Ethylene glycol	10.16	593
$\text{C}_2\text{H}_6\text{S}$	Ethanethiol	9.31 ± 0.03	851
$\text{C}_2\text{H}_6\text{S}$	Dimethyl sulfide	8.69 ± 0.02	801
$\text{C}_2\text{H}_6\text{S}_2$	Dimethyl disulfide	(7.4 ± 0.3)	690
$\text{C}_2\text{H}_7\text{N}$	Ethylamine	8.86 ± 0.02	808
$\text{C}_2\text{H}_7\text{N}$	Dimethylamine	8.24 ± 0.08	777
$\text{C}_2\text{H}_7\text{NO}$	Ethanolamine	8.96	664
$\text{C}_2\text{H}_8\text{N}_2$	1,2-Ethanediamine	(8.6)	812
$\text{C}_2\text{H}_8\text{N}_2$	1,1-Dimethylhydrazine	7.29 ± 0.05	787
C_2N_2	Cyanogen	13.37 ± 0.01	1597
C_3F_6	Perfluoropropene	10.60 ± 0.03	-103
$\text{C}_3\text{F}_6\text{O}$	Perfluoroacetone	(11.57 ± 0.13)	-282
C_3F_8	Perfluoropropane	(13.38)	-491
C_3HN	Cyanoacetylene	11.64 ± 0.01	1475
$\text{C}_3\text{H}_2\text{O}$	2-Propynal	(10.7 ± 0.1)	1145
$\text{C}_3\text{H}_3\text{F}_3$	3,3,3-Trifluoropropene	(10.9)	437
$\text{C}_3\text{H}_3\text{N}$	2-Propenenitrile	10.91 ± 0.01	1237
$\text{C}_3\text{H}_3\text{NO}$	Oxazole	(9.9)	940
$\text{C}_3\text{H}_3\text{NO}$	Isoxazole	(9.93)	1038
C_3H_4	Allene	9.692 ± 0.004	1126
C_3H_4	Propyne	10.37 ± 0.01	1187
C_3H_4	Cyclopropene	9.67 ± 0.01	1209
$\text{C}_3\text{H}_4\text{N}_2$	Imidazole	(8.81)	997
$\text{C}_3\text{H}_4\text{O}$	Propargyl alcohol	10.49 ± 0.02	1060
$\text{C}_3\text{H}_4\text{O}$	Acrolein	10.103 ± 0.006	900
$\text{C}_3\text{H}_4\text{O}$	Cyclopropanone	(9.1 ± 0.1)	895
$\text{C}_3\text{H}_4\text{O}_2$	Propenoic acid	10.60	701
$\text{C}_3\text{H}_4\text{O}_2$	2-Oxetanone	(9.70 ± 0.01)	653
$\text{C}_3\text{H}_5\text{Br}$	3-Bromopropene	(9.96)	1008
$\text{C}_3\text{H}_5\text{Cl}$	3-Chloropropene	10.04 ± 0.01	965
$\text{C}_3\text{H}_5\text{ClO}$	Epichlorohydrin	(10.64)	919
$\text{C}_3\text{H}_5\text{ClO}_2$	Methyl chloroacetate	(10.3)	575
$\text{C}_3\text{H}_5\text{F}$	3-Fluoropropene	(10.11)	821
$\text{C}_3\text{H}_5\text{N}$	Propanenitrile	11.84 ± 0.02	1194
$\text{C}_3\text{H}_5\text{NO}$	Acrylamide	(9.5)	720
C_3H_6	Propene	9.73 ± 0.02	959
C_3H_6	Cyclopropane	9.86	1005
$\text{C}_3\text{H}_6\text{Br}_2$	1,2-Dibromopropane	(10.1)	903
$\text{C}_3\text{H}_6\text{Br}_2$	1,3-Dibromopropane	(≤ 10.2)	≤ 919
$\text{C}_3\text{H}_6\text{Cl}_2$	1,2-Dichloropropane	10.8 ± 0.1	886
$\text{C}_3\text{H}_6\text{Cl}_2$	1,3-Dichloropropane	10.89 ± 0.04	892

Mol. form.	Name	IP/eV	$\Delta_f H_{\text{ion}}$ kJ/mol
C ₃ H ₆ O	Allyl alcohol	9.67 ± 0.05	808
C ₃ H ₆ O	Methyl vinyl ether	8.95 ± 0.01	763
C ₃ H ₆ O	Propanal	9.96 ± 0.01	772
C ₃ H ₆ O	Acetone	9.703 ± 0.006	719
C ₃ H ₆ O	Methyloxirane	(10.22)	892
C ₃ H ₆ O	Oxetane	9.65 ± 0.01	851
C ₃ H ₆ O ₂	Propanoic acid	10.525 ± 0.003	568
C ₃ H ₆ O ₂	Ethyl formate	10.61 ± 0.01	639
C ₃ H ₆ O ₂	Methyl acetate	10.25 ± 0.02	579
C ₃ H ₆ O ₂	1,3-Dioxolane	(9.9)	658
C ₃ H ₆ O ₃	1,3,5-Trioxane	(10.3)	528
C ₃ H ₇ Br	1-Bromopropane	10.18 ± 0.01	898
C ₃ H ₇ Br	2-Bromopropane	10.10 ± 0.03	877
C ₃ H ₇ Cl	1-Chloropropane	10.81 ± 0.01	911
C ₃ H ₇ Cl	2-Chloropropane	10.79 ± 0.02	896
C ₃ H ₇ F	1-Fluoropropane	(11.3)	806
C ₃ H ₇ F	2-Fluoropropane	(11.08)	776
C ₃ H ₇ I	1-Iodopropane	9.25 ± 0.01	860
C ₃ H ₇ I	2-Iodopropane	9.19 ± 0.02	845
C ₃ H ₇ N	Allylamine	(8.76)	891
C ₃ H ₇ N	Cyclopropylamine	(8.8)	926
C ₃ H ₇ N	Propyleneimine	(9.0)	960
C ₃ H ₇ NO	N,N-Dimethylformamide	(9.12)	688
C ₃ H ₇ NO ₂	1-Nitropropane	(10.81)	919
C ₃ H ₇ NO ₂	2-Nitropropane	(10.71)	894
C ₃ H ₈	Propane	10.95 ± 0.05	952
C ₃ H ₈ O	1-Propanol	10.18 ± 0.06	727
C ₃ H ₈ O	2-Propanol	10.17 ± 0.02	709
C ₃ H ₈ O	Ethyl methyl ether	9.72 ± 0.07	722
C ₃ H ₈ O ₂	Dimethoxymethane	9.7	588
C ₃ H ₈ S	1-Propanethiol	9.20 ± 0.01	819
C ₃ H ₈ S	2-Propanethiol	9.145 ± 0.005	806
C ₃ H ₈ S	Ethyl methyl sulfide	(8.55)	765
C ₃ H ₉ BO ₃	Trimethyl borate	(10.0)	65
C ₃ H ₉ ClSi	Trimethylchlorosilane	(10.15)	624
C ₃ H ₉ N	Propylamine	(8.78)	777
C ₃ H ₉ N	Isopropylamine	(8.72)	758
C ₃ H ₉ N	Trimethylamine	7.82 ± 0.06	731
C ₃ H ₉ NO	3-Amino-1-propanol	(9.0)	651
C ₄ H ₂ O ₃	Maleic anhydride	(10.8)	645
C ₄ H ₄	1-Buten-3-yne	9.58 ± 0.02	1230
C ₄ H ₄ N ₂	Succinonitrile	(12.1 ± 0.25)	1377
C ₄ H ₄ N ₂	Pyrimidine	9.23	1087
C ₄ H ₄ N ₂	Pyridazine	8.67 ± 0.03	1112
C ₄ H ₄ O	Furan	8.883 ± 0.003	822
C ₄ H ₄ O ₂	Diketene	(9.6 ± 0.02)	736
C ₄ H ₄ O ₃	Succinic anhydride	(10.6)	500
C ₄ H ₄ O ₄	Fumaric acid	(10.7)	355
C ₄ H ₄ S	Thiophene	8.86 ± 0.02	970
C ₄ H ₅ N	Methylacrylonitrile	10.34	1127
C ₄ H ₅ N	Pyrrole	8.207 ± 0.005	900
C ₄ H ₅ N	Cyclopropanecarbonitrile	(10.25)	1173
C ₄ H ₆	1,2-Butadiene	(9.03)	1034
C ₄ H ₆	1,3-Butadiene	9.082 ± 0.004	986
C ₄ H ₆	1-Butyne	10.19 ± 0.02	1148
C ₄ H ₆	2-Butyne	9.59 ± 0.03	1071
C ₄ H ₆	Cyclobutene	9.43 ± 0.02	1067
C ₄ H ₆ O	Divinyl ether	(8.7)	827
C ₄ H ₆ O	<i>trans</i> -2-Butenal	9.73 ± 0.01	835
C ₄ H ₆ O	2-Methylpropenal	(9.92)	834

Mol. form.	Name	IP/eV	$\Delta_f H_{\text{ion}}$ kJ/mol
$\text{C}_4\text{H}_6\text{O}$	Cyclobutanone	(9.35)	815
$\text{C}_4\text{H}_6\text{O}_2$	<i>cis</i> -Crotonic acid	(10.08)	625
$\text{C}_4\text{H}_6\text{O}_2$	<i>trans</i> -Crotonic acid	(9.9)	604
$\text{C}_4\text{H}_6\text{O}_2$	Methacrylic acid	(10.15)	611
$\text{C}_4\text{H}_6\text{O}_2$	Vinyl acetate	9.19 ± 0.05	572
$\text{C}_4\text{H}_6\text{O}_2$	Methyl acrylate	(9.9)	641
$\text{C}_4\text{H}_6\text{O}_3$	Acetic anhydride	(10.0)	398
$\text{C}_4\text{H}_6\text{O}_4$	Dimethyl oxalate	(10.0)	287
$\text{C}_4\text{H}_6\text{S}$	2,5-Dihydrothiophene	(8.4)	898
$\text{C}_4\text{H}_7\text{N}$	Butanenitrile	(11.2)	1110
$\text{C}_4\text{H}_7\text{N}$	2-Methylpropanenitrile	(11.3)	1115
$\text{C}_4\text{H}_7\text{NO}$	2-Pyrrolidone	(9.2)	674
C_4H_8	1-Butene	9.55 ± 0.06	921
C_4H_8	<i>cis</i> -2-Butene	9.11 ± 0.01	871
C_4H_8	<i>trans</i> -2-Butene	9.10 ± 0.01	866
C_4H_8	Isobutene	9.239 ± 0.003	875
C_4H_8	Cyclobutane	(9.82 ± 0.05)	976
C_4H_8	Methylcyclopropane	(9.46)	936
$\text{C}_4\text{H}_8\text{Br}_2$	1,4-Dibromobutane	(10.15)	879
$\text{C}_4\text{H}_8\text{O}$	Ethyl vinyl ether	(8.98)	709
$\text{C}_4\text{H}_8\text{O}$	1,2-Epoxybutane	(≤ 10.15)	862
$\text{C}_4\text{H}_8\text{O}$	Butanal	9.84 ± 0.02	742
$\text{C}_4\text{H}_8\text{O}$	Isobutanal	9.71 ± 0.01	721
$\text{C}_4\text{H}_8\text{O}$	2-Butanone	9.52 ± 0.04	678
$\text{C}_4\text{H}_8\text{O}$	Tetrahydrofuran	9.38 ± 0.05	721
$\text{C}_4\text{H}_8\text{O}_2$	Butanoic acid	10.17 ± 0.05	509
$\text{C}_4\text{H}_8\text{O}_2$	2-Methylpropanoic acid	10.33 ± 0.03	516
$\text{C}_4\text{H}_8\text{O}_2$	Propyl formate	10.52 ± 0.02	555
$\text{C}_4\text{H}_8\text{O}_2$	Ethyl acetate	10.01 ± 0.05	522
$\text{C}_4\text{H}_8\text{O}_2$	Methyl propanoate	10.15 ± 0.03	548
$\text{C}_4\text{H}_8\text{O}_2$	1,3-Dioxane	9.8	607
$\text{C}_4\text{H}_8\text{O}_2$	1,4-Dioxane	9.19 ± 0.01	571
$\text{C}_4\text{H}_8\text{O}_2\text{S}$	Sulfolane	(9.8)	577
$\text{C}_4\text{H}_8\text{S}$	Tetrahydrothiophene	8.38	774
$\text{C}_4\text{H}_9\text{Br}$	1-Bromobutane	(10.12)	869
$\text{C}_4\text{H}_9\text{Br}$	2-Bromobutane	10.01 ± 0.02	845
$\text{C}_4\text{H}_9\text{Br}$	1-Bromo-2-methylpropane	10.09 ± 0.02	861
$\text{C}_4\text{H}_9\text{Br}$	2-Bromo-2-methylpropane	9.92 ± 0.03	823
$\text{C}_4\text{H}_9\text{Cl}$	1-Chlorobutane	10.67 ± 0.03	875
$\text{C}_4\text{H}_9\text{Cl}$	2-Chlorobutane	10.53	857
$\text{C}_4\text{H}_9\text{Cl}$	1-Chloro-2-methylpropane	10.73 ± 0.07	877
$\text{C}_4\text{H}_9\text{Cl}$	2-Chloro-2-methylpropane	(10.61)	842
$\text{C}_4\text{H}_9\text{I}$	1-Iodobutane	9.23 ± 0.01	840
$\text{C}_4\text{H}_9\text{I}$	2-Iodobutane	9.10 ± 0.02	815
$\text{C}_4\text{H}_9\text{I}$	1-Iodo-2-methylpropane	9.19 ± 0.01	824
$\text{C}_4\text{H}_9\text{I}$	2-Iodo-2-methylpropane	(9.02)	798
$\text{C}_4\text{H}_9\text{N}$	Pyrrolidine	(8.0)	769
$\text{C}_4\text{H}_9\text{NO}$	<i>N,N</i> -Dimethylacetamide	8.81 ± 0.03	616
$\text{C}_4\text{H}_9\text{NO}$	Morpholine	(8.2)	841
C_4H_{10}	Butane	10.53 ± 0.10	890
C_4H_{10}	Isobutane	(10.57)	886
$\text{C}_4\text{H}_{10}\text{O}$	1-Butanol	9.99 ± 0.05	689
$\text{C}_4\text{H}_{10}\text{O}$	2-Butanol	9.88 ± 0.03	658
$\text{C}_4\text{H}_{10}\text{O}$	2-Methyl-1-propanol	10.02 ± 0.04	683
$\text{C}_4\text{H}_{10}\text{O}$	2-Methyl-2-propanol	9.90 ± 0.02	642
$\text{C}_4\text{H}_{10}\text{O}$	Diethyl ether	9.51 ± 0.03	666
$\text{C}_4\text{H}_{10}\text{O}$	Methyl propyl ether	9.41 ± 0.07	670
$\text{C}_4\text{H}_{10}\text{O}$	Isopropyl methyl ether	9.45 ± 0.04	661
$\text{C}_4\text{H}_{10}\text{O}_2$	Ethylene glycol monoethyl ether	(9.6)	529
$\text{C}_4\text{H}_{10}\text{O}_2$	Ethylene glycol dimethyl ether	(9.3)	558

Mol. form.	Name	IP/eV	$\Delta_f H_{\text{ion}}$ kJ/mol
$\text{C}_4\text{H}_{10}\text{S}$	1-Butanethiol	9.14 ± 0.01	794
$\text{C}_4\text{H}_{10}\text{S}$	2-Butanethiol	(9.10)	781
$\text{C}_4\text{H}_{10}\text{S}$	2-Methyl-1-propanethiol	(9.12)	783
$\text{C}_4\text{H}_{10}\text{S}$	2-Methyl-2-propanethiol	(9.03)	762
$\text{C}_4\text{H}_{10}\text{S}$	Diethyl sulfide	(8.43)	730
$\text{C}_4\text{H}_{10}\text{S}$	Methyl propyl sulfide	(8.8)	767
$\text{C}_4\text{H}_{10}\text{S}$	Isopropyl methyl sulfide	(8.7)	749
$\text{C}_4\text{H}_{10}\text{S}_2$	Diethyl disulfide	(8.27)	724
$\text{C}_4\text{H}_{11}\text{N}$	Butylamine	8.7 ± 0.1	748
$\text{C}_4\text{H}_{11}\text{N}$	<i>sec</i> -Butylamine	8.46 ± 0.1	711
$\text{C}_4\text{H}_{11}\text{N}$	<i>tert</i> -Butylamine	8.46 ± 0.1	695
$\text{C}_4\text{H}_{11}\text{N}$	Isobutylamine	8.50 ± 0.1	721
$\text{C}_4\text{H}_{11}\text{N}$	Diethylamine	7.85 ± 0.1	684
$\text{C}_4\text{H}_{12}\text{Si}$	Tetramethylsilane	9.80 ± 0.04	713
$\text{C}_4\text{H}_{12}\text{Sn}$	Tetramethylstannane	8.89 ± 0.05	837
C_4NiO_4	Nickel carbonyl	8.27 ± 0.04	200
$\text{C}_5\text{H}_4\text{O}_2$	Furfural	9.22 ± 0.01	739
$\text{C}_5\text{H}_5\text{N}$	Pyridine	9.25	1031
C_5H_6	1-Penten-3-yne	9.00 ± 0.01	1119
C_5H_6	<i>cis</i> -3-Penten-1-yne	9.14 ± 0.04	1137
C_5H_6	<i>trans</i> -3-Penten-1-yne	9.05 ± 0.01	1128
C_5H_6	2-Methyl-1-buten-3-yne	9.25 ± 0.02	1152
C_5H_6	1,3-Cyclopentadiene	8.55 ± 0.02	955
$\text{C}_5\text{H}_6\text{O}$	2-Methylfuran	8.38 ± 0.02	729
$\text{C}_5\text{H}_6\text{O}$	3-Methylfuran	(8.64)	763
$\text{C}_5\text{H}_6\text{S}$	2-Methylthiophene	(8.14)	867
$\text{C}_5\text{H}_6\text{S}$	3-Methylthiophene	(8.40)	893
C_5H_8	<i>cis</i> -1,3-Pentadiene	8.63 ± 0.03	914
C_5H_8	<i>trans</i> -1,3-Pentadiene	8.59 ± 0.02	905
C_5H_8	1,4-Pentadiene	9.60 ± 0.02	1032
C_5H_8	2-Methyl-1,3-butadiene	8.84 ± 0.01	928
C_5H_8	1-Pentyne	10.10 ± 0.01	1119
C_5H_8	Cyclopentene	9.01 ± 0.01	905
C_5H_8	Spiropentane	(9.26)	1078
$\text{C}_5\text{H}_8\text{O}$	Cyclopropyl methyl ketone	(≤ 9.46)	796
$\text{C}_5\text{H}_8\text{O}$	Cyclopentanone	9.26 ± 0.01	701
$\text{C}_5\text{H}_8\text{O}$	3,4-Dihydro-2H-pyran	8.35 ± 0.01	681
$\text{C}_5\text{H}_8\text{O}_2$	Ethyl acrylate	(≤ 10.3)	617
$\text{C}_5\text{H}_8\text{O}_2$	Methyl methacrylate	(9.7)	589
$\text{C}_5\text{H}_8\text{O}_2$	2,4-Pentanedione	8.85 ± 0.01	469
$\text{C}_5\text{H}_9\text{NO}$	<i>N</i> -Methyl-2-pyrrolidone	(≤ 9.17)	≤ 676
C_5H_{10}	1-Pentene	9.51 ± 0.01	896
C_5H_{10}	<i>cis</i> -2-Pentene	9.01 ± 0.03	843
C_5H_{10}	<i>trans</i> -2-Pentene	9.04 ± 0.01	841
C_5H_{10}	2-Methyl-1-butene	9.12 ± 0.01	844
C_5H_{10}	3-Methyl-1-butene	9.52 ± 0.01	891
C_5H_{10}	2-Methyl-2-butene	8.69 ± 0.01	796
C_5H_{10}	Cyclopentane	(10.33 ± 0.15)	918
$\text{C}_5\text{H}_{10}\text{O}$	2,2-Dimethylpropanal	9.51 ± 0.01	675
$\text{C}_5\text{H}_{10}\text{O}$	Cyclopentanol	(9.72)	695
$\text{C}_5\text{H}_{10}\text{O}$	Pentanal	9.74 ± 0.04	709
$\text{C}_5\text{H}_{10}\text{O}$	2-Pentanone	9.38 ± 0.01	646
$\text{C}_5\text{H}_{10}\text{O}$	3-Pentanone	9.31 ± 0.01	640
$\text{C}_5\text{H}_{10}\text{O}$	3-Methyl-2-butanone	9.30 ± 0.01	635
$\text{C}_5\text{H}_{10}\text{O}$	Tetrahydropyran	9.25 ± 0.01	670
$\text{C}_5\text{H}_{10}\text{O}_2$	Pentanoic acid	(≤ 10.53)	≤ 527
$\text{C}_5\text{H}_{10}\text{O}_2$	3-Methylbutanoic acid	(≤ 10.51)	≤ 499
$\text{C}_5\text{H}_{10}\text{O}_2$	Butyl formate	10.52 ± 0.02	584
$\text{C}_5\text{H}_{10}\text{O}_2$	Propyl acetate	(≤ 9.92)	501
$\text{C}_5\text{H}_{10}\text{O}_2$	Isopropyl acetate	9.99 ± 0.03	482

Mol. form.	Name	IP/eV	$\Delta_f H_{\text{ion}}$ kJ/mol
$\text{C}_5\text{H}_{10}\text{O}_2$	Ethyl propanoate	(10.00)	500
$\text{C}_5\text{H}_{10}\text{O}_2$	Methyl butanoate	(10.07)	520
$\text{C}_5\text{H}_{10}\text{S}$	Thiacyclohexane	(8.2)	728
$\text{C}_5\text{H}_{11}\text{Br}$	1-Bromopentane	10.10 ± 0.01	846
$\text{C}_5\text{H}_{11}\text{I}$	1-Iodopentane	9.20 ± 0.01	817
$\text{C}_5\text{H}_{11}\text{N}$	Piperidine	8.03 ± 0.11	726
$\text{C}_5\text{H}_{11}\text{N}$	<i>N</i> -Methylpyrrolidine	$\leq 8.41 \pm 0.02$	≤ 809
C_5H_{12}	Pentane	10.28 ± 0.10	845
C_5H_{12}	Isopentane	10.32 ± 0.05	843
C_5H_{12}	Neopentane	(≤ 10.2)	≤ 818
$\text{C}_5\text{H}_{12}\text{O}$	1-Pentanol	(10.00)	668
$\text{C}_5\text{H}_{12}\text{O}$	2-Pentanol	(9.78)	630
$\text{C}_5\text{H}_{12}\text{O}$	3-Pentanol	9.78	628
$\text{C}_5\text{H}_{12}\text{O}$	2-Methyl-1-butanol	(9.86)	649
$\text{C}_5\text{H}_{12}\text{O}$	2-Methyl-2-butanol	(9.8)	615
$\text{C}_5\text{H}_{12}\text{O}$	3-Methyl-2-butanol	(9.88 ± 0.13)	637
$\text{C}_5\text{H}_{12}\text{O}$	Butyl methyl ether	(9.4 ± 0.1)	648
$\text{C}_5\text{H}_{12}\text{O}$	Methyl <i>tert</i> -butyl ether	(9.24)	608
$\text{C}_5\text{H}_{12}\text{O}$	Ethyl propyl ether	(9.45)	640
$\text{C}_5\text{H}_{12}\text{S}$	<i>tert</i> -Butyl methyl sulfide	(8.38)	687
$\text{C}_5\text{H}_{12}\text{S}$	Ethyl propyl sulfide	(8.50)	716
$\text{C}_5\text{H}_{12}\text{S}$	Ethyl isopropyl sulfide	(8.35)	689
C_6BrF_5	Bromopentafluorobenzene	(9.67)	222
C_6ClF_5	Chloropentafluorobenzene	(9.72)	126
C_6Cl_6	Hexachlorobenzene	(8.98)	822
C_6F_6	Hexafluorobenzene	9.89 ± 0.04	8
C_6F_{12}	Perfluorocyclohexane	(13.2)	-1095
C_6HF_5	Pentafluorobenzene	(9.63)	122
$\text{C}_6\text{HF}_5\text{O}$	Pentafluorophenol	(9.20)	-71
$\text{C}_6\text{H}_2\text{F}_4$	1,2,3,4-Tetrafluorobenzene	(9.53)	284
$\text{C}_6\text{H}_2\text{F}_4$	1,2,3,5-Tetrafluorobenzene	(9.53)	263
$\text{C}_6\text{H}_2\text{F}_4$	1,2,4,5-Tetrafluorobenzene	(9.35)	254
$\text{C}_6\text{H}_3\text{Cl}_3$	1,2,4-Trichlorobenzene	(9.04)	880
$\text{C}_6\text{H}_3\text{Cl}_3$	1,3,5-Trichlorobenzene	9.32 ± 0.02	899
$\text{C}_6\text{H}_4\text{ClNO}_2$	1-Chloro-3-nitrobenzene	(9.92 ± 0.1)	995
$\text{C}_6\text{H}_4\text{ClNO}_2$	1-Chloro-4-nitrobenzene	(9.96 ± 0.1)	999
$\text{C}_6\text{H}_4\text{Cl}_2$	<i>o</i> -Dichlorobenzene	9.06 ± 0.02	907
$\text{C}_6\text{H}_4\text{Cl}_2$	<i>m</i> -Dichlorobenzene	9.10 ± 0.02	906
$\text{C}_6\text{H}_4\text{Cl}_2$	<i>p</i> -Dichlorobenzene	8.92 ± 0.02	885
$\text{C}_6\text{H}_4\text{FNO}_2$	1-Fluoro-4-nitrobenzene	(9.90)	826
$\text{C}_6\text{H}_4\text{F}_2$	<i>o</i> -Difluorobenzene	9.29 ± 0.01	602
$\text{C}_6\text{H}_4\text{F}_2$	<i>m</i> -Difluorobenzene	9.33 ± 0.01	591
$\text{C}_6\text{H}_4\text{F}_2$	<i>p</i> -Difluorobenzene	9.1589 ± 0.0003	577
$\text{C}_6\text{H}_4\text{O}_2$	<i>p</i> -Benzoquinone	10.01 ± 0.06	844
$\text{C}_6\text{H}_5\text{Br}$	Bromobenzene	9.00 ± 0.02	971
$\text{C}_6\text{H}_5\text{Cl}$	Chlorobenzene	9.07 ± 0.02	930
$\text{C}_6\text{H}_5\text{ClO}$	<i>m</i> -Chlorophenol	8.655 ± 0.001	680
$\text{C}_6\text{H}_5\text{ClO}$	<i>p</i> -Chlorophenol	(≤ 8.69)	≤ 692
$\text{C}_6\text{H}_5\text{F}$	Fluorobenzene	9.20 ± 0.01	772
$\text{C}_6\text{H}_5\text{I}$	Iodobenzene	8.685	1003
$\text{C}_6\text{H}_5\text{NO}_2$	Nitrobenzene	9.86 ± 0.02	1019
$\text{C}_6\text{H}_5\text{NO}_3$	<i>o</i> -Nitrophenol	(9.1)	782
$\text{C}_6\text{H}_5\text{NO}_3$	<i>m</i> -Nitrophenol	(9.0)	755
$\text{C}_6\text{H}_5\text{NO}_3$	<i>p</i> -Nitrophenol	(9.1)	761
C_6H_6	Benzene	9.24378 ± 0.00007	975
C_6H_6	Fulvene	(8.36)	1031
$\text{C}_6\text{H}_6\text{ClN}$	<i>o</i> -Chloroaniline	(8.50)	883
$\text{C}_6\text{H}_6\text{ClN}$	<i>m</i> -Chloroaniline	(8.09)	835
$\text{C}_6\text{H}_6\text{ClN}$	<i>p</i> -Chloroaniline	(≤ 8.18)	≤ 844
$\text{C}_6\text{H}_6\text{N}_2\text{O}_2$	<i>o</i> -Nitroaniline	(8.27)	861

Mol. form.	Name	IP/eV	$\Delta_f H_{\text{ion}}$ kJ/mol
$\text{C}_6\text{H}_6\text{N}_2\text{O}_2$	<i>m</i> -Nitroaniline	(8.31)	865
$\text{C}_6\text{H}_6\text{N}_2\text{O}_2$	<i>p</i> -Nitroaniline	(8.34)	859
$\text{C}_6\text{H}_6\text{O}$	Phenol	8.49 ± 0.02	723
$\text{C}_6\text{H}_6\text{O}_2$	<i>p</i> -Hydroquinone	7.94 ± 0.01	503
$\text{C}_6\text{H}_6\text{S}$	Benzenethiol	(8.32)	915
$\text{C}_6\text{H}_7\text{N}$	Aniline	7.720 ± 0.002	832
$\text{C}_6\text{H}_7\text{N}$	2-Methylpyridine	(9.02)	970
$\text{C}_6\text{H}_7\text{N}$	3-Methylpyridine	(9.04)	979
$\text{C}_6\text{H}_7\text{N}$	4-Methylpyridine	(9.04)	976
$\text{C}_6\text{H}_8\text{N}_2$	<i>o</i> -Phenylenediamine	(7.2)	787
$\text{C}_6\text{H}_8\text{N}_2$	<i>m</i> -Phenylenediamine	(7.14)	777
$\text{C}_6\text{H}_8\text{N}_2$	<i>p</i> -Phenylenediamine	(6.87 ± 0.05)	759
C_6H_{10}	1,5-Hexadiene	9.27 ± 0.05	978
C_6H_{10}	1-Hexyne	10.03 ± 0.05	1089
C_6H_{10}	3,3-Dimethyl-1-butyne	9.90 ± 0.04	1060
C_6H_{10}	Cyclohexene	8.945 ± 0.01	859
$\text{C}_6\text{H}_{10}\text{O}$	Cyclohexanone	9.14 ± 0.01	656
$\text{C}_6\text{H}_{10}\text{O}$	Mesityl oxide	9.10 ± 0.01	694
$\text{C}_6\text{H}_{10}\text{O}_4$	Diethyl oxalate	(9.8)	205
$\text{C}_6\text{H}_{11}\text{NO}$	Caprolactam	(9.07 ± 0.02)	629
C_6H_{12}	1-Hexene	9.44 ± 0.04	869
C_6H_{12}	<i>cis</i> -2-Hexene	(8.97 ± 0.01)	818
C_6H_{12}	<i>trans</i> -2-Hexene	(8.97 ± 0.01)	814
C_6H_{12}	2-Methyl-1-pentene	(9.08 ± 0.01)	817
C_6H_{12}	4-Methyl-1-pentene	9.45 ± 0.01	862
C_6H_{12}	2-Methyl-2-pentene	(8.58)	761
C_6H_{12}	4-Methyl- <i>cis</i> -2-pentene	8.98 ± 0.01	809
C_6H_{12}	4-Methyl- <i>trans</i> -2-pentene	(8.97 ± 0.01)	804
C_6H_{12}	2-Ethyl-1-butene	(9.06 ± 0.02)	818
C_6H_{12}	2,3-Dimethyl-1-butene	(9.07 ± 0.01)	812
C_6H_{12}	2,3-Dimethyl-2-butene	8.27 ± 0.01	729
C_6H_{12}	Cyclohexane	9.86 ± 0.03	828
C_6H_{12}	Methylcyclopentane	(9.85)	845
$\text{C}_6\text{H}_{12}\text{O}$	Hexanal	9.72 ± 0.05	691
$\text{C}_6\text{H}_{12}\text{O}$	2-Hexanone	9.3 ± 0.1	626
$\text{C}_6\text{H}_{12}\text{O}$	3-Hexanone	9.12 ± 0.02	600
$\text{C}_6\text{H}_{12}\text{O}$	3-Methyl-2-pentanone	9.21 ± 0.01	600
$\text{C}_6\text{H}_{12}\text{O}$	4-Methyl-2-pentanone	9.30 ± 0.01	609
$\text{C}_6\text{H}_{12}\text{O}$	2-Methyl-3-pentanone	9.10 ± 0.01	592
$\text{C}_6\text{H}_{12}\text{O}$	3,3-Dimethyl-2-butanone	9.12 ± 0.02	589
$\text{C}_6\text{H}_{12}\text{O}$	Cyclohexanol	(9.75)	651
$\text{C}_6\text{H}_{12}\text{O}_2$	Hexanoic acid	≤ 10.12	≤ 463
$\text{C}_6\text{H}_{12}\text{O}_2$	Butyl acetate	$(9.92 \pm .05)$	471
$\text{C}_6\text{H}_{12}\text{O}_2$	<i>sec</i> -Butyl acetate	9.90	453
$\text{C}_6\text{H}_{12}\text{O}_2$	Methyl 2,2-dimethylpropanoate	(9.90 ± 0.04)	466
$\text{C}_6\text{H}_{13}\text{I}$	1-Iodohexane	9.179	794
$\text{C}_6\text{H}_{13}\text{N}$	Cyclohexylamine	(8.86)	750
C_6H_{14}	Hexane	10.13	810
C_6H_{14}	2-Methylpentane	(10.12)	802
C_6H_{14}	3-Methylpentane	(10.08)	801
C_6H_{14}	2,2-Dimethylbutane	(10.06)	787
C_6H_{14}	2,3-Dimethylbutane	(10.02)	791
$\text{C}_6\text{H}_{14}\text{O}$	1-Hexanol	(9.89)	639
$\text{C}_6\text{H}_{14}\text{O}$	2-Hexanol	(9.80 ± 0.03)	611
$\text{C}_6\text{H}_{14}\text{O}$	3-Hexanol	(9.63 ± 0.03)	599
$\text{C}_6\text{H}_{14}\text{O}$	Dipropyl ether	(9.27)	602
$\text{C}_6\text{H}_{14}\text{O}$	Diisopropyl ether	9.20 ± 0.05	569
$\text{C}_6\text{H}_{14}\text{O}$	Butyl ethyl ether	(9.36)	610
$\text{C}_6\text{H}_{14}\text{O}$	Methyl pentyl ether	(≤ 9.67)	≤ 657
$\text{C}_6\text{H}_{14}\text{O}_2$	1,1-Diethoxyethane	(9.2)	434

Mol. form.	Name	IP/eV	$\Delta_f H_{\text{ion}}$ kJ/mol
$\text{C}_6\text{H}_{14}\text{O}_3$	Diethylene glycol dimethyl ether	≤ 9.8	≤ 448
$\text{C}_6\text{H}_{14}\text{S}$	Dipropyl sulfide	8.30 ± 0.02	676
$\text{C}_6\text{H}_{14}\text{S}$	Diisopropyl sulfide	(8.2 ± 0.2)	649
$\text{C}_6\text{H}_{15}\text{N}$	Hexylamine	(8.63 ± 0.05)	699
$\text{C}_6\text{H}_{15}\text{N}$	Dipropylamine	(7.84 ± 0.02)	641
$\text{C}_6\text{H}_{15}\text{N}$	Diisopropylamine	(7.73 ± 0.03)	602
$\text{C}_6\text{H}_{15}\text{N}$	Triethylamine	(7.50 ± 0.02)	631
$\text{C}_6\text{H}_{15}\text{NO}_3$	Triethanolamine	(7.9)	206
$\text{C}_7\text{H}_3\text{F}_5$	2,3,4,5,6-Pentafluorotoluene	(9.4)	64
$\text{C}_7\text{H}_5\text{ClO}$	Benzoyl chloride	(9.53)	815
$\text{C}_7\text{H}_5\text{Cl}_3$	(Trichloromethyl)benzene	(≤ 9.60)	≤ 914
$\text{C}_7\text{H}_5\text{F}_3$	(Trifluoromethyl)benzene	9.685 ± 0.005	335
$\text{C}_7\text{H}_5\text{N}$	Benzonitrile	9.70 ± 0.01	1154
$\text{C}_7\text{H}_6\text{O}$	Benzaldehyde	9.49 ± 0.02	878
$\text{C}_7\text{H}_6\text{O}_2$	Benzoic acid	(9.3)	604
$\text{C}_7\text{H}_7\text{Br}$	<i>p</i> -Bromotoluene	8.67 ± 0.02	908
$\text{C}_7\text{H}_7\text{Cl}$	<i>o</i> -Chlorotoluene	(8.7 ± 0.1)	856
$\text{C}_7\text{H}_7\text{Cl}$	<i>m</i> -Chlorotoluene	(8.83)	869
$\text{C}_7\text{H}_7\text{Cl}$	<i>p</i> -Chlorotoluene	(8.69)	855
$\text{C}_7\text{H}_7\text{Cl}$	(Chloromethyl)benzene	9.10 ± 0.02	897
$\text{C}_7\text{H}_7\text{F}$	<i>o</i> -Fluorotoluene	8.91 ± 0.01	709
$\text{C}_7\text{H}_7\text{F}$	<i>m</i> -Fluorotoluene	8.91 ± 0.01	709
$\text{C}_7\text{H}_7\text{F}$	<i>p</i> -Fluorotoluene	8.79 ± 0.01	701
$\text{C}_7\text{H}_7\text{NO}$	Benzamide	(9.25)	792
$\text{C}_7\text{H}_7\text{NO}_2$	<i>o</i> -Nitrotoluene	9.24	946
$\text{C}_7\text{H}_7\text{NO}_2$	<i>m</i> -Nitrotoluene	9.45 ± 0.1	941
$\text{C}_7\text{H}_7\text{NO}_2$	<i>p</i> -Nitrotoluene	9.46 ± 0.05	942
C_7H_8	Toluene	8.8276 ± 0.0006	901
$\text{C}_7\text{H}_8\text{O}$	<i>o</i> -Cresol	(8.24)	670
$\text{C}_7\text{H}_8\text{O}$	<i>m</i> -Cresol	8.29 ± 0.07	668
$\text{C}_7\text{H}_8\text{O}$	<i>p</i> -Cresol	(8.3)	675
$\text{C}_7\text{H}_8\text{O}$	Benzyl alcohol	(8.3)	701
$\text{C}_7\text{H}_8\text{O}$	Anisole	8.22 ± 0.03	725
$\text{C}_7\text{H}_9\text{N}$	Benzylamine	(8.64)	917
$\text{C}_7\text{H}_9\text{N}$	<i>o</i> -Methylaniline	(7.44 ± 0.02)	772
$\text{C}_7\text{H}_9\text{N}$	<i>m</i> -Methylaniline	(7.50 ± 0.02)	778
$\text{C}_7\text{H}_9\text{N}$	<i>p</i> -Methylaniline	(7.24 ± 0.02)	753
$\text{C}_7\text{H}_9\text{N}$	<i>N</i> -Methylaniline	7.34 ± 0.04	792
$\text{C}_7\text{H}_9\text{N}$	2,3-Dimethylpyridine	(8.85 ± 0.02)	922
$\text{C}_7\text{H}_9\text{N}$	2,4-Dimethylpyridine	(8.85 ± 0.03)	918
$\text{C}_7\text{H}_9\text{N}$	2,5-Dimethylpyridine	$(\leq 8.80 \pm 0.05)$	≤ 916
$\text{C}_7\text{H}_9\text{N}$	2,6-Dimethylpyridine	8.86 ± 0.03	913
$\text{C}_7\text{H}_9\text{N}$	3,4-Dimethylpyridine	(≤ 9.15)	≤ 953
$\text{C}_7\text{H}_9\text{N}$	3,5-Dimethylpyridine	(≤ 9.25)	≤ 965
$\text{C}_7\text{H}_{10}\text{O}$	Dicyclopropyl ketone	(9.1)	1041
C_7H_{14}	1-Heptene	9.34 ± 0.10	839
C_7H_{14}	<i>trans</i> -3-Heptene	(8.92)	790
C_7H_{14}	Cycloheptane	9.97	844
C_7H_{14}	Methylcyclohexane	9.64	775
C_7H_{14}	<i>cis</i> -1,2-Dimethylcyclopentane	(9.92 ± 0.05)	828
C_7H_{14}	<i>trans</i> -1,2-Dimethylcyclopentane	9.7 ± 0.2	799
$\text{C}_7\text{H}_{14}\text{O}$	1-Heptanal	(9.65)	668
$\text{C}_7\text{H}_{14}\text{O}$	2-Heptanone	9.28 ± 0.10	594
$\text{C}_7\text{H}_{14}\text{O}$	3-Heptanone	9.18 ± 0.08	589
$\text{C}_7\text{H}_{14}\text{O}$	4-Heptanone	9.10 ± 0.06	577
$\text{C}_7\text{H}_{14}\text{O}$	5-Methyl-2-hexanone	(9.28)	586
$\text{C}_7\text{H}_{14}\text{O}$	2,4-Dimethyl-3-pentanone	8.95 ± 0.01	552
$\text{C}_7\text{H}_{14}\text{O}$	1-Methylcyclohexanol	(9.8 ± 0.2)	586
C_7H_{16}	Heptane	9.93 ± 0.10	771
$\text{C}_7\text{H}_{16}\text{O}$	1-Heptanol	(9.84)	614

Mol. form.	Name	IP/eV	$\Delta_f H_{\text{ion}}$ kJ/mol
$\text{C}_7\text{H}_{16}\text{O}$	2-Heptanol	(9.70)	580
$\text{C}_7\text{H}_{16}\text{O}$	3-Heptanol	(9.68)	578
$\text{C}_7\text{H}_{16}\text{O}$	4-Heptanol	(9.61)	572
$\text{C}_7\text{H}_{16}\text{O}$	Ethyl pentyl ether	(≤ 9.49)	≤ 602
$\text{C}_8\text{H}_4\text{O}_3$	Phthalic anhydride	(10.1)	603
$\text{C}_8\text{H}_6\text{O}_4$	Isophthalic acid	(9.98)	268
$\text{C}_8\text{H}_6\text{O}_4$	Terephthalic acid	(9.86)	232
$\text{C}_8\text{H}_7\text{N}$	2-Methylbenzonitrile	(≤ 9.38)	1085
$\text{C}_8\text{H}_7\text{N}$	3-Methylbenzonitrile	(≤ 9.34)	1085
$\text{C}_8\text{H}_7\text{N}$	4-Methylbenzonitrile	9.32 ± 0.02	1083
$\text{C}_8\text{H}_7\text{N}$	Indole	7.7602 ± 0.0006	908
C_8H_8	Styrene	8.464 ± 0.001	964
$\text{C}_8\text{H}_8\text{O}$	<i>p</i> -Tolualdehyde	(9.33)	825
$\text{C}_8\text{H}_8\text{O}$	Acetophenone	9.29 ± 0.03	810
$\text{C}_8\text{H}_8\text{O}_2$	<i>o</i> -Toluic acid	(9.1)	558
$\text{C}_8\text{H}_8\text{O}_2$	<i>m</i> -Toluic acid	(9.43)	579
$\text{C}_8\text{H}_8\text{O}_2$	<i>p</i> -Toluic acid	(9.23)	560
$\text{C}_8\text{H}_8\text{O}_2$	Benzeneacetic acid	(8.26)	479
$\text{C}_8\text{H}_8\text{O}_2$	Methyl benzoate	9.32 ± 0.03	611
C_8H_{10}	Ethylbenzene	8.77 ± 0.01	876
C_8H_{10}	<i>o</i> -Xylene	8.56 ± 0.01	844
C_8H_{10}	<i>m</i> -Xylene	8.56 ± 0.01	843
C_8H_{10}	<i>p</i> -Xylene	8.44 ± 0.01	832
$\text{C}_8\text{H}_{10}\text{O}$	<i>p</i> -Ethylphenol	(7.84)	613
$\text{C}_8\text{H}_{10}\text{O}$	2,3-Xylenol	(8.26)	640
$\text{C}_8\text{H}_{10}\text{O}$	2,4-Xylenol	(8.0)	609
$\text{C}_8\text{H}_{10}\text{O}$	2,6-Xylenol	(8.05)	615
$\text{C}_8\text{H}_{10}\text{O}$	3,4-Xylenol	(8.09)	624
$\text{C}_8\text{H}_{10}\text{O}$	Phenetole	(8.13)	683
$\text{C}_8\text{H}_{11}\text{N}$	2,4,6-Trimethylpyridine	(≤ 8.9)	≤ 880
$\text{C}_8\text{H}_{11}\text{N}$	<i>N</i> -Ethylaniline	(≤ 7.67)	≤ 794
$\text{C}_8\text{H}_{11}\text{N}$	<i>N,N</i> -Dimethylaniline	7.12 ± 0.02	787
C_8H_{14}	1-Octyne	(9.95 ± 0.02)	1040
C_8H_{14}	2-Octyne	9.31 ± 0.01	961
C_8H_{14}	3-Octyne	9.22 ± 0.01	952
C_8H_{14}	4-Octyne	9.20 ± 0.01	946
C_8H_{16}	1-Octene	9.43 ± 0.01	829
C_8H_{16}	Cyclooctane	9.75 ± 0.05	816
C_8H_{16}	Ethylcyclohexane	(9.54)	748
C_8H_{16}	1,1-Dimethylcyclohexane	(9.42)	728
C_8H_{16}	<i>cis</i> -1,2-Dimethylcyclohexane	(< 9.78)	772
C_8H_{16}	<i>trans</i> -1,2-Dimethylcyclohexane	9.41	728
C_8H_{16}	<i>cis</i> -1,3-Dimethylcyclohexane	(< 9.98)	778
C_8H_{16}	<i>trans</i> -1,3-Dimethylcyclohexane	9.53	743
C_8H_{16}	<i>cis</i> -1,4-Dimethylcyclohexane	(< 9.93)	782
C_8H_{16}	<i>trans</i> -1,4-Dimethylcyclohexane	(9.56)	738
C_8H_{16}	Propylcyclopentane	(9.34)	753
$\text{C}_8\text{H}_{16}\text{O}$	2,2,4-Trimethyl-3-pentanone	(8.80)	511
C_8H_{18}	Octane	9.80 ± 0.10	737
C_8H_{18}	2-Methylheptane	(9.84)	734
C_8H_{18}	2,2,4-Trimethylpentane	(9.86)	713
C_8H_{18}	2,2,3,3-Tetramethylbutane	9.8	720
$\text{C}_8\text{H}_{18}\text{O}$	Dibutyl ether	(9.28)	≤ 560
$\text{C}_8\text{H}_{18}\text{O}$	Di- <i>sec</i> -butyl ether	(9.11)	511
$\text{C}_8\text{H}_{18}\text{O}$	Di- <i>tert</i> -butyl ether	8.88 ± 0.07	493
$\text{C}_8\text{H}_{18}\text{S}$	Dibutyl sulfide	(8.2)	624
$\text{C}_8\text{H}_{18}\text{S}$	Di- <i>tert</i> -butyl sulfide	(8.0)	583
$\text{C}_8\text{H}_{18}\text{S}$	Diisobutyl sulfide	(8.34)	625
$\text{C}_8\text{H}_{19}\text{N}$	Dibutylamine	(7.69)	586
$\text{C}_8\text{H}_{19}\text{N}$	Diisobutylamine	(7.8)	574

Mol. form.	Name	IP/eV	$\Delta_f H_{\text{ion}}$ kJ/mol
$\text{C}_8\text{H}_{20}\text{Si}$	Tetraethylsilane	(8.9)	595
$\text{C}_9\text{H}_7\text{N}$	Quinoline	8.62 ± 0.01	1041
$\text{C}_9\text{H}_7\text{N}$	Isoquinoline	8.53 ± 0.03	1032
C_9H_8	Indene	8.14 ± 0.01	949
C_9H_{10}	<i>o</i> -Methylstyrene	(8.20)	908
C_9H_{10}	<i>m</i> -Methylstyrene	(8.15)	899
C_9H_{10}	<i>p</i> -Methylstyrene	(8.1)	895
C_9H_{10}	Cyclopropylbenzene	(8.35)	956
C_9H_{10}	Indan	(8.3)	864
$\text{C}_9\text{H}_{10}\text{O}_2$	Ethyl benzoate	(8.9)	537
C_9H_{12}	Propylbenzene	8.713 ± 0.010	848
C_9H_{12}	Isopropylbenzene	8.73 ± 0.01	847
C_9H_{12}	1,2,3-Trimethylbenzene	8.42 ± 0.02	803
C_9H_{12}	1,2,4-Trimethylbenzene	8.27 ± 0.01	784
C_9H_{12}	1,3,5-Trimethylbenzene	8.41 ± 0.01	796
$\text{C}_9\text{H}_{13}\text{N}$	<i>N,N</i> -Dimethyl- <i>o</i> -toluidine	7.40 ± 0.02	814
$\text{C}_9\text{H}_{14}\text{O}$	Isophorone	(≤ 9.07)	≤ 670
C_9H_{18}	Butylcyclopentane	(9.95)	793
C_9H_{18}	Propylcyclohexane	(9.46)	720
C_9H_{18}	Isopropylcyclohexane	(9.33)	704
$\text{C}_9\text{H}_{18}\text{O}$	2-Nonanone	(9.16)	545
$\text{C}_9\text{H}_{18}\text{O}$	5-Nonanone	(9.07)	530
$\text{C}_9\text{H}_{18}\text{O}$	2,6-Dimethyl-4-heptanone	9.01 ± 0.06	512
C_9H_{20}	Nonane	9.71 ± 0.10	709
C_{10}F_8	Perfluoronaphthalene	8.85	-368
$\text{C}_{10}\text{H}_7\text{Br}$	1-Bromonaphthalene	8.08 ± 0.03	955
$\text{C}_{10}\text{H}_7\text{Cl}$	1-Chloronaphthalene	(8.13)	906
C_{10}H_8	Naphthalene	8.1442 ± 0.0009	936
C_{10}H_8	Azulene	7.38 ± 0.05	1001
$\text{C}_{10}\text{H}_8\text{O}$	1-Naphthol	7.76 ± 0.03	719
$\text{C}_{10}\text{H}_8\text{O}$	2-Naphthol	7.87 ± 0.06	729
$\text{C}_{10}\text{H}_{10}\text{O}_4$	Dimethyl phthalate	(9.64 ± 0.07)	277
$\text{C}_{10}\text{H}_{12}$	1,2,3,4-Tetrahydronaphthalene	8.46 ± 0.02	841
$\text{C}_{10}\text{H}_{14}$	Butylbenzene	8.69 ± 0.02	826
$\text{C}_{10}\text{H}_{14}$	<i>sec</i> -Butylbenzene	8.68 ± 0.02	820
$\text{C}_{10}\text{H}_{14}$	<i>tert</i> -Butylbenzene	8.68 ± 0.05	816
$\text{C}_{10}\text{H}_{14}$	Isobutylbenzene	8.69 ± 0.02	817
$\text{C}_{10}\text{H}_{14}$	<i>p</i> -Cymene	(8.29)	771
$\text{C}_{10}\text{H}_{14}$	<i>o</i> -Diethylbenzene	(≤ 8.51)	≤ 804
$\text{C}_{10}\text{H}_{14}$	<i>m</i> -Diethylbenzene	(8.49)	798
$\text{C}_{10}\text{H}_{14}$	<i>p</i> -Diethylbenzene	(8.40)	790
$\text{C}_{10}\text{H}_{14}$	1,2,4,5-Tetramethylbenzene	8.04 ± 0.02	730
$\text{C}_{10}\text{H}_{14}\text{O}$	<i>p</i> - <i>tert</i> -Butylphenol	(7.8)	552
$\text{C}_{10}\text{H}_{16}$	α -Pinene	(8.07)	808
$\text{C}_{10}\text{H}_{16}\text{O}$	Camphor	(8.76)	577
$\text{C}_{10}\text{H}_{18}$	<i>cis</i> -Decahydronaphthalene	9.36 ± 0.04	734
$\text{C}_{10}\text{H}_{18}$	<i>trans</i> -Decahydronaphthalene	9.34 ± 0.04	720
$\text{C}_{10}\text{H}_{20}$	1-Decene	9.42 ± 0.05	786
$\text{C}_{10}\text{H}_{20}$	Butylcyclohexane	(9.41)	695
$\text{C}_{10}\text{H}_{22}$	Decane	(9.65)	682
$\text{C}_{11}\text{H}_{10}$	1-Methylnaphthalene	7.97 ± 0.03	882
$\text{C}_{11}\text{H}_{10}$	2-Methylnaphthalene	7.91 ± 0.08	877
$\text{C}_{11}\text{H}_{16}$	<i>p</i> - <i>tert</i> -Butyltoluene	(8.12)	730
$\text{C}_{11}\text{H}_{24}$	Undecane	(9.56)	650
$\text{C}_{11}\text{H}_{24}$	2-Methyldecane	(9.7)	658
C_{12}H_8	Acenaphthylene	(8.22)	1053
$\text{C}_{12}\text{H}_9\text{N}$	Carbazole	(7.57)	961
$\text{C}_{12}\text{H}_{10}$	Acenaphthene	7.75 ± 0.07	903
$\text{C}_{12}\text{H}_{10}$	Biphenyl	8.23 ± 0.10	977
$\text{C}_{12}\text{H}_{10}\text{N}_2\text{O}$	<i>trans</i> -Azoxybenzene	(8.1)	1123

Mol. form.	Name	IP/eV	$\Delta_f H_{\text{ion}}$ kJ/mol
$\text{C}_{12}\text{H}_{10}\text{O}$	Diphenyl ether	(8.09)	766
$\text{C}_{12}\text{H}_{11}\text{N}$	Diphenylamine	7.16 ± 0.04	908
$\text{C}_{12}\text{H}_{18}$	5,7-Dodecadiyne	(8.67)	1079
$\text{C}_{12}\text{H}_{18}$	Hexamethylbenzene	7.85 ± 0.01	670
$\text{C}_{12}\text{H}_{22}$	Cyclohexylcyclohexane	(9.41)	690
$\text{C}_{12}\text{H}_{27}\text{N}$	Tributylamine	(7.4)	492
$\text{C}_{13}\text{H}_{10}$	9H-Fluorene	7.91 ± 0.02	952
$\text{C}_{13}\text{H}_{10}\text{O}$	Benzophenone	9.08 ± 0.05	926
$\text{C}_{13}\text{H}_{12}$	Diphenylmethane	(8.55)	963
$\text{C}_{14}\text{H}_{10}$	Anthracene	7.439 ± 0.006	948
$\text{C}_{14}\text{H}_{10}$	Phenanthrene	7.8914 ± 0.0006	966
$\text{C}_{14}\text{H}_{10}$	Diphenylacetylene	7.94 ± 0.03	1168
$\text{C}_{14}\text{H}_{12}$	<i>cis</i> -Stilbene	(7.80)	1005
$\text{C}_{14}\text{H}_{12}$	<i>trans</i> -Stilbene	7.656 ± 0.001	973
$\text{C}_{14}\text{H}_{14}$	1,2-Diphenylethane	8.9 ± 0.1	1002
$\text{C}_{16}\text{H}_{10}$	Fluoranthene	7.9 ± 0.1	1052
$\text{C}_{16}\text{H}_{10}$	Pyrene	7.4256 ± 0.0006	935
$\text{C}_{18}\text{H}_{12}$	Chrysene	7.60 ± 0.01	1017
$\text{C}_{18}\text{H}_{14}$	<i>o</i> -Terphenyl	(7.99)	1056
$\text{C}_{18}\text{H}_{14}$	<i>m</i> -Terphenyl	(8.01)	1057
$\text{C}_{18}\text{H}_{14}$	<i>p</i> -Terphenyl	7.80 ± 0.03	1037
$\text{C}_{20}\text{H}_{12}$	Perylene	6.960 ± 0.001	981
$\text{C}_{24}\text{H}_{12}$	Coronene	7.29 ± 0.01	1026

X-RAY ATOMIC ENERGY LEVELS

The energy levels in this table are the values recommended by Bearden and Burr on the basis of a thorough review of the literature on x-ray wavelengths and related data. All values are in electron volts (eV). Values in parentheses are interpolated, and an asterisk * indicates a level that is not resolved from the level above it. See Reference 1 for uncertainties in the levels and a complete description of how the recommended values were obtained.

References

1. Bearden, J. A., and Burr, A. F., *Rev. Mod. Phys.*, 39, 125, 1967; also published as *X-Ray Wavelengths and X-Ray Atomic Energy Levels*, Natl. Stand. Ref. Data Sys. — Natl. Bur. Standards (U.S.), No. 14, 1967.
2. Gray, D. E., Ed., *American Institute of Physics Handbook, Third Edition*, pp. 7-158 to 7-167, McGraw-Hill, New York, 1972.

Level	¹ H	² He	³ Li	⁴ Be	⁵ B	⁶ C	⁷ N	⁸ O
K	13.59811	24.58678	54.75	111.0	188.0	283.8	401.6	532.0
L _I								23.7
L _{II,III}					4.7	6.4	9.2	7.1
Level	⁹ F	¹⁰ Ne	¹¹ Na	¹² Mg	¹³ Al	¹⁴ Si	¹⁵ P	¹⁶ S
K	685.4	866.9	1072.1	1305.0	1559.6	1838.9	2145.5	2472.0
L _I	(31)	(45)	63.3	89.4	117.7	148.7	189.3	229.2
L _{II,III}	8.6	18.3	31.1	51.4	73.1	99.2	132.2	164.8
Level	¹⁷ Cl	¹⁸ Ar	¹⁹ K	²⁰ Ca	²¹ Sc	²² Ti	²³ V	²⁴ Cr
K	2822.4	3202.9	3607.4	4038.1	4492.8	4966.4	5465.1	5989.2
L _I	270.2	320	377.1	437.8	500.4	563.7	628.2	694.6
L _{II}	201.6	247.3	296.3	350.0	406.7	461.5	520.5	583.7
L _{III}	200.0	245.2	293.6	346.4	402.2	455.5	512.9	574.5
M _I	17.5	25.3	33.9	43.7	53.8	60.3	66.5	74.1
M _{II,III}	6.8	12.4	17.8	25.4	32.3	34.6	37.8	42.5
M _{IV,V}					6.6	3.7	2.2	2.3
Level	²⁵ Mn	²⁶ Fe	²⁷ Co	²⁸ Ni	²⁹ Cu	³⁰ Zn	³¹ Ga	³² Ge
K	6539.0	7112.0	7708.9	8332.8	8978.9	9658.6	10367.1	11103.1
L _I	769.0	846.1	925.6	1008.1	1096.1	1193.6	1297.7	1414.3
L _{II}	651.4	721.1	793.6	871.9	951.0	1042.8	1142.3	1247.8
L _{III}	640.3	708.1	778.6	854.7	931.1	1019.7	1115.4	1216.7
M _I	83.9	92.9	100.7	111.8	119.8	135.9	158.1	180.0
M _{II}	48.6	54.0	59.5	68.1	73.6	86.6	106.8	127.9
M _{III}	48.6*	54.0*	59.5*	68.1*	73.6*	86.6*	102.9	120.8
M _{IV,V}	3.3	3.6	2.9	3.6	1.6	8.1	17.4	28.7
Level	³³ As	³⁴ Se	³⁵ Br	³⁶ Kr	³⁷ Rb	³⁸ Sr	³⁹ Y	⁴⁰ Zr
K	11866.7	12657.8	13473.7	14325.6	15199.7	16104.6	17038.4	17997.6
L _I	1526.5	1653.9	1782.0	1921.0	2065.1	2216.3	2372.5	2531.6
L _{II}	1358.6	1476.2	1596.0	1727.2	1863.9	2006.8	2155.5	2306.7
L _{III}	1323.1	1435.8	1549.9	1674.9	1804.4	1939.6	2080.0	2222.3
M _I	203.5	231.5	256.5		322.1	357.5	393.6	430.3
M _{II}	146.4	168.2	189.3	222.7	247.4	279.8	312.4	344.2
M _{III}	140.5	161.9	181.5	213.8	238.5	269.1	300.3	330.5
M _{IV}	41.2	56.7	70.1	88.9	111.8	135.0	159.6	182.4
M _V	41.2*	56.7*	69.0	88.9*	110.3	133.1	157.4	180.0
N _I			27.3	24.0	29.3	37.7	45.4	51.3
N _{II}	2.5	5.6	5.2	10.6	14.8	19.9	25.6	28.7
N _{III}	2.5*	5.6*	4.6	10.6*	14.0	19.9*	25.6*	28.7*
Level	⁴¹ Nb	⁴² Mo	⁴³ Tc	⁴⁴ Ru	⁴⁵ Rh	⁴⁶ Pd	⁴⁷ Ag	⁴⁸ Cd
K	18985.6	19999.5	21044.0	22117.2	23219.9	24350.3	25514.0	26711.2
L _I	2697.7	2865.5	3042.5	3224.0	3411.9	3604.3	3805.8	4018.0
L _{II}	2464.7	2625.1	2793.2	2966.9	3146.1	3330.3	3523.7	3727.0
L _{III}	2370.5	2520.2	2676.9	2837.9	3003.8	3173.3	3351.1	3537.5
M _I	468.4	504.6		585.0	627.1	669.9	717.5	770.2
M _{II}	378.4	409.7	444.9	482.8	521.0	559.1	602.4	650.7
M _{III}	363.0	392.3	425.0	460.6	496.2	531.5	571.4	616.5
M _{IV}	207.4	230.3	256.4	283.6	311.7	340.0	372.8	410.5

Level	⁴¹ Nb	⁴² Mo	⁴³ Tc	⁴⁴ Ru	⁴⁵ Rh	⁴⁶ Pd	⁴⁷ Ag	⁴⁸ Cd
M _V	204.6	227.0	252.9	279.4	307.0	334.7	366.7	403.7
N _I	58.1	61.8		74.9	81.0	86.4	95.2	107.6
N _{II}	33.9	34.8	38.9	43.1	47.9	51.1	62.6	66.9
N _{III}	33.9*	34.8*	38.9*	43.1*	47.9*	51.1*	55.9	66.9*
N _{IV,V}	3.2	1.8		2.0	2.5	1.5	3.3	9.3
Level	⁴⁹ In	⁵⁰ Sn	⁵¹ Sb	⁵² Te	⁵³ I	⁵⁴ Xe	⁵⁵ Cs	⁵⁶ Ba
K	27939.9	29200.1	30491.2	31813.8	33169.4	34561.4	35984.6	37440.6
L _I	4237.5	4464.7	4698.3	4939.2	5188.1	5452.8	5714.3	5988.8
L _{II}	3938.0	4156.1	4380.4	4612.0	4852.1	5103.7	5359.4	5623.6
L _{III}	3730.1	3928.8	4132.2	4341.4	4557.1	4782.2	5011.9	5247.0
M _I	825.6	883.8	943.7	1006.0	1072.1		1217.1	1292.8
M _{II}	702.2	756.4	811.9	869.7	930.5	999.0	1065.0	1136.7
M _{III}	664.3	714.4	765.6	818.7	874.6	937.0	997.6	1062.2
M _{IV}	450.8	493.3	536.9	582.5	631.3		739.5	796.1
M _V	443.1	484.8	527.5	572.1	619.4	672.3	725.5	780.7
N _I	121.9	136.5	152.0	168.3	186.4		230.8	253.0
N _{II}	77.4	88.6	98.4	110.2	122.7	146.7	172.3	191.8
N _{III}	77.4*	88.6*	98.4*	110.2*	122.7*	146.7*	161.6	179.7
N _{IV}	16.2	23.9	31.4	39.8	49.6		78.8	92.5
N _V	16.2*	23.9*	31.4*	39.8*	49.6*		76.5	89.9
O _I	0.1	0.9	6.7	11.6	13.6		22.7	39.1
O _{II}	0.8	1.1	2.1	2.3	3.3		13.1	16.6
O _{III}	0.8*	1.1*	2.1*	2.3*	3.3*		11.4	14.6
Level	⁵⁷ La	⁵⁸ Ce	⁵⁹ Pr	⁶⁰ Nd	⁶¹ Pm	⁶² Sm	⁶³ Eu	⁶⁴ Gd
K	38924.6	40443.0	41990.6	43568.9	45184.0	46834.2	48519.0	50239.1
L _I	6266.3	6548.8	6834.8	7126.0	7427.9	7736.8	8052.0	8375.6
L _{II}	5890.6	6164.2	6440.4	6721.5	7012.8	7311.8	7617.1	7930.3
L _{III}	5482.7	5723.4	5964.3	6207.9	6459.3	6716.2	6976.9	7242.8
M _I	1361.3	1434.6	1511.0	1575.3		1722.8	1800.0	1880.8
M _{II}	1204.4	1272.8	1337.4	1402.8	1471.4	1540.7	1613.9	1688.3
M _{III}	1123.4	1185.4	1242.2	1297.4	1356.9	1419.8	1480.6	1544.0
M _{IV}	848.5	901.3	951.1	999.9	1051.5	1106.0	1160.6	1217.2
M _V	831.7	883.3	931.0	977.7	1026.9	1080.2	1130.9	1185.2
N _I	270.4	289.6	304.5	315.2		345.7	360.2	375.8
N _{II}	205.8	223.3	236.3	243.3	242	265.6	283.9	288.5
N _{III}	191.4	207.2	217.6	224.6	242*	247.4	256.6	270.9
N _{IV,V}	98.9	110.0	113.2	117.5	120.4	129.0	133.2	140.5
N _{VI,VII}		0.1	2.0	1.5		5.5	0.0	0.1
O _I	32.3	37.8	37.4	37.5		37.4	31.8	36.1
O _{II,III}	14.4	19.8	22.3	21.1		21.3	22.0	20.3
Level	⁶⁵ Tb	⁶⁶ Dy	⁶⁷ Ho	⁶⁸ Er	⁶⁹ Tm	⁷⁰ Yb	⁷¹ Lu	⁷² Hf
K	51995.7	53788.5	55617.7	57485.5	59389.6	61332.3	63313.8	65350.8
L _I	8708.0	9045.8	9394.2	9751.3	10115.7	10486.4	10870.4	11270.7
L _{II}	8251.6	8580.6	8917.8	9264.3	9616.9	9978.2	10348.6	10739.4
L _{III}	7514.0	7790.1	8071.1	8357.9	8648.0	8943.6	9244.1	9560.7
M _I	1967.5	2046.8	2128.3	2206.5	2306.8	2398.1	2491.2	2600.9
M _{II}	1767.7	1841.8	1922.8	2005.8	2089.8	2173.0	2263.5	2365.4
M _{III}	1611.3	1675.6	1741.2	1811.8	1884.5	1949.8	2023.6	2107.6
M _{IV}	1275.0	1332.5	1391.5	1453.3	1514.6	1576.3	1639.4	1716.4
M _V	1241.2	1294.9	1351.4	1409.3	1467.7	1527.8	1588.5	1661.7
N _I	397.9	416.3	435.7	449.1	471.7	487.2	506.2	538.1
N _{II}	310.2	331.8	343.5	366.2	385.9	396.7	410.1	437.0
N _{III}	385.0	292.9	306.6	320.0	336.6	343.5	359.3	380.4
N _{IV}	147.0	154.2	161.0	176.7	179.6	198.1	204.8	223.8
N _V	147.0*	154.2*	161.0*	167.6	179.6*	184.9	195.0	213.7
N _{VI,VII}	2.6	4.2	3.7	4.3	5.3	6.3	6.9	17.1
O _I	39.0	62.9	51.2	59.8	53.2	54.1	56.8	64.9
O _{II}	25.4	26.3	20.3	29.4	32.3	23.4	28.0	38.1
O _{III}	25.4*	26.3*	20.3*	29.4*	32.3*	23.4*	28.0*	30.6

Atomic	Level	⁷³ Ta	⁷⁴ W	⁷⁵ Re	⁷⁶ Os	⁷⁷ Ir	⁷⁸ Pt	⁷⁹ Au	⁸⁰ Hg
	K	67416.4	69525.0	71676.4	73870.8	76111.0	78394.8	80724.9	83102.3
	L _I	11681.5	12099.8	12526.7	12968.0	13418.5	13879.9	14352.8	14839.3
	L _{II}	11136.1	11544.0	11958.7	12385.0	12824.1	13272.6	13733.6	14208.7
	L _{III}	9881.1	10206.8	10535.3	10870.9	11215.2	11563.7	11918.7	12283.9
	M _I	2708.0	2819.6	2931.7	3048.5	3173.7	3296.0	3424.9	3561.6
	M _{II}	2468.7	2574.9	2681.6	2792.2	2908.7	3026.5	3147.8	3278.5
	M _{III}	2194.0	2281.0	2367.3	2457.2	2550.7	2645.4	2743.0	2847.1
	M _{IV}	1793.2	1871.6	1948.9	2030.8	2116.1	2201.9	2291.1	2384.9
	M _V	1735.1	1809.2	1882.9	1960.1	2040.4	2121.6	2205.7	2294.9
	N _I	565.5	595.0	625.0	654.3	690.1	722.0	758.8	800.3
	N _{II}	464.8	491.6	517.9	546.5	577.1	609.2	643.7	676.9
	N _{III}	404.5	425.3	444.4	468.2	494.3	519.0	545.4	571.0
	N _{IV}	241.3	258.8	273.7	289.4	311.4	330.8	352.0	378.3
	N _V	229.3	245.4	260.2	272.8	294.9	313.3	333.9	359.8
	N _{VI}	25.0	36.5	40.6	46.3	63.4	74.3	86.4	102.2
	N _{VII}	25.0*	33.6	40.6*	46.3*	60.5	71.1	82.8	98.5
	O _I	71.1	77.1	82.8	83.7	95.2	101.7	107.8	120.3
	O _{II}	44.9	46.8	45.6	58.0	63.0	65.3	71.7	80.5
	O _{III}	36.4	35.6	34.6	45.4	50.5	51.7	53.7	57.6
	O _{IV,V}	5.7	6.1	3.5		3.8	2.2	2.5	6.4
	Level	⁸¹ Tl	⁸² Pb	⁸³ Bi	⁸⁴ Po	⁸⁵ At	⁸⁶ Rn	⁸⁷ Fr	⁸⁸ Ra
	K	85530.4	88004.5	90525.9	93105.0	95729.9	98404	101137	103921.9
	L _I	15346.7	15860.8	16387.5	16939.3	17493	18049	18639	19236.7
	L _{II}	14697.9	15200.0	15711.1	16244.3	16784.7	17337.1	17906.5	18484.3
	L _{III}	12657.5	13035.2	13418.6	13813.8	14213.5	14619.4	15031.2	15444.4
	M _I	3704.1	3850.7	3999.1	4149.4	(4317)	(4482)	(4652)	4822.0
	M _{II}	3415.7	3554.2	3696.3	3854.1	4008	4159	4327	4489.5
	M _{III}	2956.6	3066.4	3176.9	3301.9	3426	3538	3663	3791.8
	M _{IV}	2485.1	2585.6	2687.6	2798.0	2908.7	3021.5	3136.2	3248.4
	M _V	2389.3	2484.0	2579.6	2683.0	2786.7	2892.4	2999.9	3104.9
	N _I	845.5	893.6	938.2	995.3	(1042)	(1097)	(1153)	1208.4
	N _{II}	721.3	763.9	805.3	851	886	929	980	1057.6
	N _{III}	609.0	644.5	678.9	705	740	768	810	879.1
	N _{IV}	406.6	435.2	463.6	500.2	533.2	566.6	603.3	635.9
	N _V	386.2	412.9	440.0	473.4			577	602.7
	N _{VI}	122.8	142.9	161.9					298.9
	N _{VII}	118.5	138.1	157.4					298.9*
	O _I	136.3	147.3	159.3					254.4
	O _{II}	99.6	104.8	116.8					200.4
	O _{III}	75.4	86.0	92.8					152.8
	O _{IV}	15.3	21.8	26.5	31.4				67.2
	O _V	13.1	19.2	24.4	31.4*				67.2*
	Level	⁸⁹ Ac	⁹⁰ Th	⁹¹ Pa	⁹² U	⁹³ Np	⁹⁴ Pu	⁹⁵ Am	⁹⁶ Cm
	K	106755.3	109650.9	112601.4	115606.1	118678	121818	125027	128220
	L _I	19840	20472.1	21104.6	21757.4	22426.8	23097.2	23772.9	24460
	L _{II}	19083.2	19693.2	20313.7	20947.6	21600.5	22266.2	22944.0	23779
	L _{III}	15871.0	16300.3	16733.1	17166.3	17610.0	18056.8	18504.1	18930
	M _I	(5002)	5182.3	5366.9	5548.0	5723.2	5932.9	6120.5	6288
	M _{II}	4656	4830.4	5000.9	5182.2	5366.2	5541.2	5710.2	5895
	M _{III}	3909	4046.1	4173.8	4303.4	4434.7	4556.6	4667.0	4797
	M _{IV}	3370.2	3490.8	3611.2	3727.6	3850.3	3972.6	4092.1	4227
	M _V	3219.0	3332.0	3441.8	3551.7	3665.8	3778.1	3886.9	3971
	N _I	(1269)	1329.5	1387.1	1440.8	1500.7	1558.6	1617.1	1643
	N _{II}	1080	1168.2	1224.3	1272.6	1327.7	1372.1	1411.8	1440
	N _{III}	890	967.3	1006.7	1044.9	1086.8	1114.8	(1135.7)	1154
	N _{IV}	674.9	714.1	743.4	780.4	815.9	848.9	878.7	

Level	⁸⁹ Ac	⁹⁰ Th	⁹¹ Pa	⁹² U	⁹³ Np	⁹⁴ Pu	⁹⁵ Am	⁹⁶ Cm
N _V		676.4	708.2	737.7	770.3	801.4	827.6	
N _{VI}		344.4	371.2	391.3	415.0	445.8		
N _{VII}		335.2	359.5	380.9	404.4	432.4		
O _I		290.2	309.6	323.7		351.9		385
O _{II}		229.4	222.9	259.3	283.4	274.1		
O _{III}		181.8	222.9*	195.1	206.1	206.5		
O _{IV}		94.3	94.1	105.0	109.3	116.0	115.8	
O _V		87.9	94.1*	96.3	101.3	105.4	103.3	
P _I		59.5		70.7				
P _{II}		49.0		42.3				
P _{III}		43.0		32.3				
Level	⁹⁷ Bk	⁹⁸ Cf	⁹⁹ Es	¹⁰⁰ Fm	¹⁰¹ Md	¹⁰² No	¹⁰³ Lr	
K	131590	135960	139490	143090	146780	150540	154380	
L _I	25275	26110	26900	27700	28530	29380	30240	
L _{II}	24385	25250	26020	26810	27610	28440	29280	
L _{III}	19452	19930	20410	20900	21390	21880	22360	
M _I	6556	6754	6977	7205	7441	7675	7900	
M _{II}	6147	6359	6574	6793	7019	7245	7460	
M _{III}	4977	5109	5252	5397	5546	5688	5710	
M _{IV}	4366	4497	4630	4766	4903	5037	5150	
M _V	4132	4253	4374	4498	4622	4741	4860	
N _I	1755	1799	1868	1937	2010	2078	2140	
N _{II}	1554	1616	1680	1747	1814	1876	1930	
N _{III}	1235	1279	1321	1366	1410	1448	1480	
O _I	398	419	435	454	472	484	490	

ELECTRON BINDING ENERGIES OF THE ELEMENTS

Gwyn P. Williams

This table gives the binding energies in electron volts (eV) for selected electronic levels of the elements. For metallic elements the binding energy is referred to the Fermi level; for semiconductors, to the valence band maximum; and for gases and insulators, to the vacuum level. The atomic number is listed after the element name.

References

1. Fluggle, J. C., and Martensson, N., *J. Elect. Spect.*, 21, 275, 1980.
2. Cardona, M. and Ley, L., *Photoemission from Solids*, Springer-Verlag, Heidelberg, 1978.
3. Bearden, J. A. and Burr, A. F., *Rev. Mod. Phys.*, 39, 125, 1967.

Actinium (89)

K	1s	106755
L I	2s	19840
L II	2p _{1/2}	19083
L III	2p _{3/2}	15871
M I	3s	5002
M II	3p _{1/2}	4656
M III	3p _{3/2}	3909
M IV	3d _{3/2}	3370
M V	3d _{5/2}	3219
N I	4s	1269 ^a
N II	4p _{1/2}	1080 ^a
N III	4p _{3/2}	890 ^a
N IV	4d _{3/2}	675 ^a
N V	4d _{5/2}	639 ^a
N VI	4f _{5/2}	319 ^a
N VII	4f _{7/2}	319 ^a
O I	5s	272 ^a
O II	5p _{1/2}	215 ^a
O III	5p _{3/2}	167 ^a
O IV	5d _{3/2}	80 ^a
O V	5d _{5/2}	80 ^a
P I	6s	—
P II	6p _{1/2}	—
P III	6p _{3/2}	—

Aluminum (13)

K	1s	1559.0
L I	2s	117.8 ^a
L II	2p _{1/2}	72.9 ^a
L III	2p _{3/2}	72.5 ^a

Antimony (51)

K	1s	30419
L I	2s	4698
L II	2p _{1/2}	4380
L III	2p _{3/2}	4132
M I	3s	946 ^b
M II	3p _{1/2}	812.7 ^b
M III	3p _{3/2}	766.4 ^b
M IV	3d _{3/2}	537.5 ^b
M V	3d _{5/2}	528.2 ^b
N I	4s	153.2 ^b
N II	4p _{1/2}	95.6 ^{b,c}
N III	4p _{3/2}	95.6 ^b
N IV	4d _{3/2}	33.3 ^b
N V	4d _{5/2}	32.1 ^b

Argon (18)

K	1s	3205.9 ^a
L I	2s	326.3 ^a

L II	2p _{1/2}	250.6 ^a
L III	2p _{3/2}	248.4 ^a
M I	3s	29.3 ^a
M II	3p _{1/2}	15.9 ^a
M III	3p _{3/2}	15.7 ^a

Arsenic (33)

K	1s	11867
L I	2s	1527.0 ^{a,d}
L II	2p _{1/2}	1359.1 ^{a,d}
L III	2p _{3/2}	1323.6 ^{a,d}
M I	3s	204.7 ^a
M II	3p _{1/2}	146.2 ^a
M III	3p _{3/2}	141.2 ^a
M IV	3d _{3/2}	41.7 ^a
M V	3d _{5/2}	41.7 ^a

Astatine (85)

K	1s	95730
L I	2s	17493
L II	2p _{1/2}	16785
L III	2p _{3/2}	14214
M I	3s	4317
M II	3p _{1/2}	4008
M III	3p _{3/2}	3426
M IV	3d _{3/2}	2909
M V	3d _{5/2}	2787
N I	4s	1042 ^a
N II	4p _{1/2}	886 ^a
N III	4p _{3/2}	740 ^a
N IV	4d _{3/2}	533 ^a
N V	4d _{5/2}	507 ^a
N VI	4f _{5/2}	210 ^a
N VII	4f _{7/2}	210 ^a
O I	5s	195 ^a
O II	5p _{1/2}	148 ^a
O III	5p _{3/2}	115 ^a
O IV	5d _{3/2}	40 ^a
O V	5d _{5/2}	40 ^a

Barium (56)

K	1s	37441
L I	2s	5989
L II	2p _{1/2}	5624
L III	2p _{3/2}	5247
M I	3s	1293 ^{a,d}
M II	3p _{1/2}	1137 ^{a,d}
M III	3p _{3/2}	1063 ^{a,d}
M IV	3d _{3/2}	795.7 ^a
M V	3d _{5/2}	780.5 ^a
N I	4s	253.5 ^b
N II	4p _{1/2}	192

N III	4p _{3/2}	178.6 ^b
N IV	4d _{3/2}	92.6 ^b
N V	4d _{5/2}	89.9 ^b
N VI	4f _{5/2}	—
N VII	4f _{7/2}	—
O I	5s	30.3 ^b
O II	5p _{1/2}	17.0 ^b
O III	5p _{3/2}	14.8 ^b

Beryllium (4)

K	1s	111.5 ^a
---	----	--------------------

Bismuth (83)

K	1s	90526
L I	2s	16388
L II	2p _{1/2}	15711
L III	2p _{3/2}	13419
M I	3s	3999
M II	3p _{1/2}	3696
M III	3p _{3/2}	3177
M IV	3d _{3/2}	2688
M V	3d _{5/2}	2580
N I	4s	939 ^b
N II	4p _{1/2}	805.2 ^b
N III	4p _{3/2}	678.8 ^b
N IV	4d _{3/2}	464.0 ^b
N V	4d _{5/2}	440.1 ^b
N VI	4f _{5/2}	162.3 ^b
N VII	4f _{7/2}	157.0 ^b
O I	5s	159.3 ^{a,d}
O II	5p _{1/2}	119.0 ^b
O III	5p _{3/2}	92.6 ^b
O IV	5d _{3/2}	26.9 ^b
O V	5d _{5/2}	23.8 ^b

Boron (5)

K	1s	188 ^a
---	----	------------------

Bromine (35)

K	1s	13474
L I	2s	1782 ^a
L II	2p _{1/2}	1596 ^a
L III	2p _{3/2}	1550 ^a
M I	3s	257 ^a
M II	3p _{1/2}	189 ^a
M III	3p _{3/2}	182 ^a
M IV	3d _{3/2}	70 ^a
M V	3d _{5/2}	69 ^a

Cadmium (48)

K	1s	26711
L I	2s	4018
L II	2p _{1/2}	3727

L III	2p _{3/2}	3538
M I	3s	772.0 ^b
M II	3p _{1/2}	652.6 ^b
M III	3p _{3/2}	618.4 ^b
M IV	3d _{3/2}	411.9 ^b
M V	3d _{5/2}	405.2 ^b
N I	4s	109.8 ^b
N II	4p _{1/2}	63.9 ^{b,c}
N III	4p _{3/2}	63.9 ^{b,c}
N IV	4d _{3/2}	11.7 ^b
N V	4d _{5/2}	10.7 ^b

Calcium (20)

K	1s	4038.5 ^a
L I	2s	438.4 ^b
L II	2p _{1/2}	349.7 ^b
L III	2p _{3/2}	346.2 ^b
M I	3s	44.3 ^b
M II	3p _{1/2}	25.4 ^b
M III	3p _{3/2}	25.4 ^b

Carbon (6)

K	1s	284.2 ^a
---	----	--------------------

Cerium (58)

K	1s	40443
L I	2s	6548
L II	2p _{1/2}	6164
L III	2p _{3/2}	5723
M I	3s	1436 ^{a,d}
M II	3p _{1/2}	1274 ^{a,d}
M III	3p _{3/2}	1187 ^{a,d}
M IV	3d _{3/2}	902.4 ^a
M V	3d _{5/2}	883.8 ^a
N I	4s	291.0 ^a
N II	4p _{1/2}	223.3
N III	4p _{3/2}	206.5 ^a
N IV	4d _{3/2}	109 ^a
N V	4d _{5/2}	—
N VI	4f _{5/2}	0.1
N VII	4f _{7/2}	0.1
O I	5s	37.8
O II	5p _{1/2}	19.8 ^a
O III	5p _{3/2}	17.0 ^a

Cesium (55)

K	1s	35985
L I	2s	5714
L II	2p _{1/2}	5359
L III	2p _{3/2}	5012
M I	3s	1211 ^{a,d}
M II	3p _{1/2}	1071 ^a

M III	3p _{3/2}	1003 ^a	O II	5p _{1/2}	26.3	O I	5s	234 ^a	N IV	4d _{3/2}	353.2 ^b
M IV	3d _{3/2}	740.5 ^a	O III	5p _{3/2}	26.3	O II	5p _{1/2}	182 ^a	N V	4d _{5/2}	335.1 ^b
M V	3d _{5/2}	726.6 ^a	Erbium (68)			O III	5p _{3/2}	140 ^a	N VI	4f _{5/2}	87.6 ^b
N I	4s	232.3 ^a	K	1s	57486	O IV	5d _{3/2}	58 ^a	N VII	4f _{7/2}	83.9 ^b
N II	4p _{1/2}	172.4 ^a	L I	2s	9751	O V	5d _{5/2}	58 ^a	O I	5s	107.2 ^{a,d}
N III	4p _{3/2}	161.3 ^a	L II	2p _{1/2}	9264	P I	6s	34	O II	5p _{1/2}	74.2 ^b
N IV	4d _{3/2}	79.8 ^a	L III	2p _{3/2}	8358	P II	6p _{1/2}	15	O III	5p _{3/2}	57.2 ^b
N V	4d _{5/2}	77.5 ^a	M I	3s	2206	P III	6p _{3/2}	15	Hafnium (72)		
N VI	4f _{5/2}	—	M II	3p _{1/2}	2006	Gadolinium (64)			K	1s	65351
N VII	4f _{7/2}	—	M III	3p _{3/2}	1812	K	1s	50239	L I	2s	11271
O I	5s	22.7	M IV	3d _{3/2}	1453	L I	2s	8376	L II	2p _{1/2}	10739
O II	5p _{1/2}	14.2 ^a	M V	3d _{5/2}	1409	L II	2p _{1/2}	7930	L III	2p _{3/2}	9561
O III	5p _{3/2}	12.1 ^a	N I	4s	449.8 ^a	L III	2p _{3/2}	7243	M I	3s	2601
Chlorine (17)			N II	4p _{1/2}	366.2	M I	3s	1881	M II	3p _{1/2}	2365
K	1s	2822.0	N III	4p _{3/2}	320.2 ^a	M II	3p _{1/2}	1688	M III	3p _{3/2}	2107
L I	2s	270 ^a	N IV	4d _{3/2}	167.6 ^a	M III	3p _{3/2}	1544	M IV	3d _{3/2}	1176
L II	2p _{1/2}	202 ^a	N V	4d _{5/2}	167.6 ^a	M IV	3d _{3/2}	1221.9 ^a	M V	3d _{5/2}	1662
L III	2p _{3/2}	200 ^a	N VI	4f _{5/2}	—	M V	3d _{5/2}	1189.6 ^a	N I	4s	538 ^a
Chromium(24)			N VII	4f _{7/2}	4.7 ^a	N I	4s	378.6 ^a	N II	4p _{1/2}	438.2 ^b
K	1s	5989	O I	5s	50.6 ^a	N II	4p _{1/2}	286	N III	4p _{3/2}	380.7 ^b
L I	2s	696.0 ^b	O II	5p _{1/2}	31.4 ^a	N III	4p _{3/2}	271	N IV	4d _{3/2}	220.0 ^b
L II	2p _{1/2}	583.8 ^b	O III	5p _{3/2}	24.7 ^a	N IV	4d _{3/2}	—	N V	4d _{5/2}	211.5 ^b
L III	2p _{3/2}	574.1 ^b	Europium (63)			N V	4d _{5/2}	142.6 ^a	N VI	4f _{5/2}	15.9 ^b
M I	3s	74.1 ^b	K	1s	48519	N VI	4f _{5/2}	8.6 ^a	N VII	4f _{7/2}	14.2 ^b
M II	3p _{1/2}	42.2 ^b	L I	2s	8052	N VII	4f _{7/2}	8.6 ^a	O I	5s	64.2 ^b
M III	3p _{3/2}	42.2 ^b	L II	2p _{1/2}	7617	O I	5s	36	O II	5p _{1/2}	38 ^a
Cobalt (27)			L III	2p _{3/2}	6977	O II	5p _{1/2}	20	O III	5p _{3/2}	29.9 ^b
K	1s	7709	M I	3s	1800	O III	5p _{3/2}	20	Helium (2)		
L I	2s	925.1 ^b	M II	3p _{1/2}	1614	Gallium (31)			K	1s	24.6 ^a
L II	2p _{1/2}	793.2 ^b	M III	3p _{3/2}	1481	K	1s	10367	Holmium (67)		
L III	2p _{3/2}	778.1 ^b	M IV	3d _{3/2}	1158.6 ^a	L I	2s	1299.0 ^{a,d}	K	1s	55618
M I	3s	101.0 ^b	M V	3d _{5/2}	1127.5 ^a	L II	2p _{1/2}	1143.2 ^b	L I	2s	9394
M II	3p _{1/2}	58.9 ^b	N I	4s	360	L III	2p _{3/2}	1116.4 ^b	L II	2p _{1/2}	8918
M III	3p _{3/2}	58.9 ^b	N II	4p _{1/2}	284	M I	3s	159.5 ^b	L III	2p _{3/2}	8071
Copper (29)			N III	4p _{3/2}	257	M II	3p _{1/2}	103.5 ^b	M I	3s	2128
K	1s	8979	N IV	4d _{3/2}	133	M III	3p _{3/2}	100.0 ^b	M II	3p _{1/2}	1923
L I	2s	1096.7 ^b	N V	4d _{5/2}	1227 ^a	M IV	3d _{3/2}	18.7 ^b	M III	3p _{3/2}	1741
L II	2p _{1/2}	952.3 ^b	N VI	4f _{5/2}	0	M V	3d _{5/2}	18.7 ^b	M IV	3d _{3/2}	1392
L III	2p _{3/2}	932.5 ^b	N VII	4f _{7/2}	0	Germanium (32)			M V	3d _{5/2}	1351
M I	3s	122.5 ^b	O I	5s	32	K	1s	11103	N I	4s	432.4 ^a
M II	3p _{1/2}	77.3 ^b	O II	5p _{1/2}	22	L I	2s	1414.6 ^{a,d}	N II	4p _{1/2}	343.5
M III	3p _{3/2}	75.1 ^b	O III	5p _{3/2}	22	L II	2p _{1/2}	1248.1 ^{a,d}	N III	4p _{3/2}	308.2 ^a
Dysprosium (66)			Fluorine (9)			L III	2p _{3/2}	1217.0 ^{a,d}	N IV	4d _{3/2}	160 ^a
K	1s	53789	K	1s	696.7 ^a	M I	3s	180.1 ^a	N V	4d _{5/2}	160 ^a
L I	2s	9046	Francium (87)			M II	3p _{1/2}	124.9 ^a	N VI	4f _{5/2}	8.6 ^a
L II	2p _{1/2}	8581	K	1s	101137	M III	3p _{3/2}	120.8 ^a	N VII	4f _{7/2}	5.2 ^a
L III	2p _{3/2}	7790	L I	2s	18639	M IV	3d _{3/2}	29.8 ^a	O I	5s	49.3 ^a
M I	3s	2047	L II	2p _{1/2}	17907	M V	3d _{5/2}	29.2 ^a	O II	5p _{1/2}	30.8 ^a
M II	3p _{1/2}	1842	L III	2p _{3/2}	15031	Gold (79)			O III	5p _{3/2}	24.1 ^a
M III	3p _{3/2}	1676	M I	3s	4652	K	1s	80725	Hydrogen (1)		
M IV	3d _{3/2}	1333	M II	3p _{1/2}	4327	L I	2s	14353	K	1s	13.6
M V	3d _{5/2}	1292 ^a	M III	3p _{3/2}	3663	L II	2p _{1/2}	13734	Indium (49)		
N I	4s	414.2 ^a	M IV	3d _{3/2}	3136	L III	2p _{3/2}	11919	K	1s	27940
N II	4p _{1/2}	333.5 ^a	M V	3d _{5/2}	3000	M I	3s	3425	L I	2s	4238
N III	4p _{3/2}	293.2 ^a	N I	4s	1153 ^a	M II	3p _{1/2}	3148	L II	2p _{1/2}	3938
N IV	4d _{3/2}	153.6 ^a	N II	4p _{1/2}	980 ^a	M III	3p _{3/2}	2743	L III	2p _{3/2}	3730
N V	4d _{5/2}	153.6 ^a	N III	4p _{3/2}	810 ^a	M IV	3d _{3/2}	2291	M I	3s	827.2 ^b
N VI	4f _{5/2}	8.0 ^a	N IV	4d _{3/2}	603 ^a	M V	3d _{5/2}	2206	M II	3p _{1/2}	703.2 ^b
N VII	4f _{7/2}	4.3 ^a	N V	4d _{5/2}	577 ^a	N I	4s	762.1 ^b	M III	3p _{3/2}	665.3 ^b
O I	5s	49.9 ^a	N VI	4f _{5/2}	268 ^a	N II	4p _{1/2}	642.7 ^b	M IV	3d _{3/2}	451.4 ^b
			N VII	4f _{7/2}	268 ^a	N III	4p _{3/2}	546.3 ^b			

M V	3d _{5/2}	443.9 ^b
N I	4s	122.9 ^b
N II	4p _{1/2}	73.5 ^{b,c}
N III	4p _{3/2}	73.5 ^{b,c}
N IV	4d _{3/2}	17.7 ^b
N V	4d _{5/2}	16.9 ^b

Iodine (53)

K	1s	33169
L I	2s	5188
L II	2p _{1/2}	4852
L III	2p _{3/2}	4557
M I	3s	1072 ^a
M II	3p _{1/2}	931 ^a
M III	3p _{3/2}	875 ^a
M IV	3d _{3/2}	631 ^a
M V	3d _{5/2}	620 ^a
N I	4s	186 ^a
N II	4p _{1/2}	123 ^a
N III	4p _{3/2}	123 ^a
N IV	4d _{3/2}	50 ^a
N V	4d _{5/2}	50 ^a

Iridium (77)

K	1s	76111
L I	2s	13419
L II	2p _{1/2}	12824
L III	2p _{3/2}	11215
M I	3s	3174
M II	3p _{1/2}	2909
M III	3p _{3/2}	2551
M IV	3d _{3/2}	2116
M V	3d _{5/2}	2040
N I	4s	691.1 ^b
N II	4p _{1/2}	577.8 ^b
N III	4p _{3/2}	495.8 ^b
N IV	4d _{3/2}	311.9 ^b
N V	4d _{5/2}	296.3 ^b
N VI	4f _{5/2}	63.8 ^b
N VII	4f _{7/2}	60.8 ^b
O I	5s	95.2 ^{a,d}
O II	5p _{1/2}	63.0 ^{a,d}
O III	5p _{3/2}	48.0 ^b

Iron (26)

K	1s	7112
L I	2s	844.6 ^b
L II	2p _{1/2}	719.9 ^b
L III	2p _{3/2}	706.8 ^b
M I	3s	91.3 ^b
M II	3p _{1/2}	52.7 ^b
M III	3p _{3/2}	52.7 ^b

Krypton (36)

K	1s	14326
L I	2s	1921
L II	2p _{1/2}	1730.9 ^a
L III	2p _{3/2}	1678.4 ^a
M I	3s	292.8 ^a
M II	3p _{1/2}	222.2 ^a
M III	3p _{3/2}	214.4 ^a
M IV	3d _{3/2}	95.0 ^a
M V	3d _{5/2}	93.8 ^a
N I	4s	27.5 ^a
N II	4p _{1/2}	14.1 ^a

N III	4p _{3/2}	14.1 ^a
-------	-------------------	-------------------

Lanthanum (57)

K	1s	38925
L I	2s	6266
L II	2p _{1/2}	5891
L III	2p _{3/2}	5483
M I	3s	1362 ^{a,d}
M II	3p _{1/2}	1209 ^{a,d}
M III	3p _{3/2}	1128 ^{a,d}
M IV	3d _{3/2}	853 ^a
M V	3d _{5/2}	836 ^a
N I	4s	247.7 ^a
N II	4p _{1/2}	205.8
N III	4p _{3/2}	196.0 ^a
N IV	4d _{3/2}	105.3 ^a
N V	4d _{5/2}	102.5 ^a
N VI	4f _{5/2}	—
N VII	4f _{7/2}	—
O I	5s	34.3 ^a
O II	5p _{1/2}	19.3 ^a
O III	5p _{3/2}	16.8 ^a

Lead (82)

K	1s	88005
L I	2s	15861
L II	2p _{1/2}	15200
L III	2p _{3/2}	13055
M I	3s	3851
M II	3p _{1/2}	3554
M III	3p _{3/2}	3066
M IV	3d _{3/2}	2586
M V	3d _{5/2}	2484
N I	4s	891.8 ^b
N II	4p _{1/2}	761.9 ^b
N III	4p _{3/2}	643.5 ^b
N IV	4d _{3/2}	434.3 ^b
N V	4d _{5/2}	412.2 ^b
N VI	4f _{5/2}	141.7 ^b
N VII	4f _{7/2}	136.9 ^b
O I	5s	147 ^{a,d}
O II	5p _{1/2}	106.4 ^b
O III	5p _{3/2}	83.3 ^b
O IV	5d _{3/2}	20.7 ^b
O V	5d _{5/2}	18.1 ^b

Lithium (3)

K	1s	54.7 ^a
---	----	-------------------

Lutetium (71)

K	1s	63314
L I	2s	10870
L II	2p _{1/2}	10349
L III	2p _{3/2}	9244
M I	3s	2491
M II	3p _{1/2}	2264
M III	3p _{3/2}	2024
M IV	3d _{3/2}	1639
M V	3d _{5/2}	1589
N I	4s	506.8 ^a
N II	4p _{1/2}	412.4 ^a
N III	4p _{3/2}	359.2 ^a
N IV	4d _{3/2}	206.1 ^a
N V	4d _{5/2}	196.3 ^a
N VI	4f _{5/2}	8.9 ^a

N VII	4f _{7/2}	7.5 ^a
O I	5s	57.3 ^a
O II	5p _{1/2}	33.6 ^a
O III	5p _{3/2}	26.7 ^a

Magnesium (12)

K	1s	1303.0 ^b
L I	2s	88.6 ^a
L II	2p _{1/2}	49.6 ^b
L III	2p _{3/2}	49.2 ^a

Manganese (25)

K	1s	6539
L I	2s	769.1 ^b
L II	2p _{1/2}	649.9 ^b
L III	2p _{3/2}	638.7 ^b
M I	3s	82.3 ^b
M II	3p _{1/2}	47.2 ^b
M III	3p _{3/2}	47.2 ^b

Mercury (80)

K	1s	83102
L I	2s	14839
L II	2p _{1/2}	14209
L III	2p _{3/2}	12284
M I	3s	3562
M II	3p _{1/2}	3279
M III	3p _{3/2}	2847
M IV	3d _{3/2}	2385
M V	3d _{5/2}	2295
N I	4s	802.2 ^b
N II	4p _{1/2}	680.2 ^b
N III	4p _{3/2}	576.6 ^b
N IV	4d _{3/2}	378.2 ^b
N V	4d _{5/2}	358.8 ^b
N VI	4f _{5/2}	104.0 ^b
N VII	4f _{7/2}	99.9 ^b
O I	5s	127 ^b
O II	5p _{3/2}	83.1 ^b
O III	5p _{3/2}	64.5 ^b
O IV	5d _{3/2}	9.6 ^b
O V	5d _{5/2}	7.8 ^b

Molybdenum (42)

K	1s	20000
L I	2s	2866
L II	2p _{1/2}	2625
L III	2p _{3/2}	2520
M I	3s	506.3 ^b
M II	3p _{1/2}	411.6 ^b
M III	3p _{3/2}	394.0 ^b
M IV	3d _{3/2}	231.1 ^b
M V	3d _{5/2}	227.9 ^b
N I	4s	63.2 ^b
N II	4p _{1/2}	37.6 ^b
N III	4p _{3/2}	35.5 ^b

Neodymium (60)

K	1s	43569
L I	2s	7126
L II	2p _{1/2}	6722
L III	2p _{3/2}	6208
M I	3s	1575
M II	3p _{1/2}	1403
M III	3p _{3/2}	1297

M IV	3d _{3/2}	1003.3 ^a
M V	3d _{5/2}	980.4 ^a
N I	4s	319.2 ^a
N II	4p _{1/2}	243.3
N III	4p _{3/2}	224.6
N IV	4d _{3/2}	120.5 ^a
N V	4d _{5/2}	120.5 ^a
N VI	4f _{5/2}	1.5
N VII	4f _{7/2}	1.5
O I	5s	37.5
O II	5p _{1/2}	21.1
O III	5p _{3/2}	21.1

Neon (10)

K	1s	870.2 ^a
L I	2s	48.5 ^a
L II	2p _{1/2}	21.7 ^a
L III	2p _{3/2}	21.6 ^a

Nickel (28)

K	1s	8333
L I	2s	1008.6 ^b
L II	2p _{1/2}	870.0 ^b
L III	2p _{3/2}	852.7 ^b
M I	3s	110.8 ^b
M II	3p _{1/2}	68.0 ^b
M III	3p _{3/2}	66.2 ^b

Niobium (41)

K	1s	18986
L I	2s	2698
L II	2p _{1/2}	2465
L III	2p _{3/2}	2371
M I	3s	466.6 ^b
M II	3p _{1/2}	376.1 ^b
M III	3p _{3/2}	360.6 ^b
M IV	3d _{3/2}	205.0 ^b
M V	3d _{5/2}	202.3 ^b
N I	4s	56.4 ^b
N II	4p _{1/2}	32.6 ^b
N III	4p _{3/2}	30.8 ^b

Nitrogen (7)

K	1s	409.9 ^a
L I	2s	37.3 ^a

Osmium (76)

K	1s	73871
L I	2s	12968
L II	2p _{1/2}	12385
L III	2p _{3/2}	10871
M I	3s	3049
M II	3p _{1/2}	2792
M III	3p _{3/2}	2457
M IV	3d _{3/2}	2031
M V	3d _{5/2}	1960
N I	4s	658.2 ^b
N II	4p _{1/2}	549.1 ^b
N III	4p _{3/2}	470.7 ^b
N IV	4d _{3/2}	293.1 ^b
N V	4d _{5/2}	278.5 ^b
N VI	4f _{5/2}	53.4 ^b
N VII	4f _{7/2}	50.7 ^b
O I	5s	84 ^a
O II	5p _{1/2}	58 ^a

O III	5p _{3/2}	44.5 ^b	O II	5p _{1/2}	132 ^a	N V	4d _{5/2}	708 ^a	L I	2s	12527
Oxygen (8)			O III	5p _{3/2}	104 ^a	N VI	4f _{5/2}	371 ^a	L II	2p _{1/2}	11959
K	1s	543.1 ^a	O IV	5d _{3/2}	31 ^a	N VII	4f _{7/2}	360 ^a	L III	2p _{3/2}	10535
L I	2s	41.6 ^a	O V	5d _{5/2}	31 ^a	O I	5s	310 ^a	M I	3s	2932
Palladium (46)			Potassium (19)			O II	5p _{1/2}	232 ^a	M II	3p _{1/2}	2682
K	1s	24350	K	1s	3608.4 ^a	O III	5p _{3/2}	232 ^a	M III	3p _{3/2}	2367
L I	2s	3604	L I	2s	378.6 ^a	O IV	5d _{3/2}	94 ^a	M IV	3d _{3/2}	1949
L II	2p _{1/2}	3330	L II	2p _{1/2}	297.3 ^a	O V	5d _{5/2}	94 ^a	M V	3d _{5/2}	1883
L III	2p _{3/2}	3173	L III	2p _{3/2}	294.6 ^a	P I	6s	—	N I	4s	625.4 ^b
M I	3s	671.6 ^b	M I	3s	34.8 ^a	P II	6p _{1/2}	—	N II	4p _{1/2}	518.7 ^b
M II	3p _{1/2}	559.9 ^b	M II	3p _{1/2}	18.3 ^a	P III	6p _{3/2}	—	N III	4p _{3/2}	446.8 ^b
M III	3p _{3/2}	532.3 ^b	M III	3p _{3/2}	18.3 ^a	Radium (88)			N IV	4d _{3/2}	273.9 ^b
M IV	3d _{3/2}	340.5 ^b	Praseodymium (59)			K	1s	103922	N V	4d _{5/2}	260.5 ^b
M V	3d _{5/2}	335.2 ^b	K	1s	41991	L I	2s	19237	N VI	4f _{5/2}	42.9 ^a
N I	4s	87.1 ^{a,d}	L I	2s	6835	L II	2p _{1/2}	18484	N VII	4f _{7/2}	40.5 ^a
N II	4p _{1/2}	55.7 ^{b,c}	L II	2p _{1/2}	6440	L III	2p _{3/2}	15444	O I	5s	83 ^b
N III	4p _{3/2}	50.9 ^{b,c}	L III	2p _{3/2}	5964	M I	3s	4822	O II	5p _{1/2}	45.6 ^b
Phosphorus (15)			M I	3s	1511	M II	3p _{1/2}	4490	O III	5p _{3/2}	34.6 ^{a,d}
K	1s	2145.5	M II	3p _{1/2}	1337	M III	3p _{3/2}	3792	Rhodium (45)		
L I	2s	189 ^a	M III	3p _{3/2}	1242	M IV	3d _{3/2}	3248	K	1s	23220
L II	2p _{1/2}	136 ^a	M IV	3d _{3/2}	948.3 ^a	M V	3d _{5/2}	3105	L I	2s	3412
L III	2p _{3/2}	135 ^a	M V	3d _{5/2}	928.8 ^a	N I	4s	1208 ^a	L II	2p _{1/2}	3146
Platinum (78)			N I	4s	304.5	N II	4p _{1/2}	1058	L III	2p _{3/2}	3004
K	1s	78395	N II	4p _{1/2}	236.3	N III	4p _{3/2}	879 ^a	M I	3s	628.1 ^b
L I	2s	13880	N III	4p _{3/2}	217.6	N IV	4d _{3/2}	636 ^a	M II	3p _{1/2}	521.3 ^b
L II	2p _{1/2}	13273	N IV	4d _{3/2}	115.1 ^a	N V	4d _{5/2}	603 ^a	M III	3p _{3/2}	496.5 ^b
L III	2p _{3/2}	11564	N V	4d _{5/2}	115.1 ^a	N VI	4f _{5/2}	299 ^a	M IV	3d _{3/2}	311.9 ^b
M I	3s	3296	N VI	4f _{5/2}	2.0	N VII	4f _{7/2}	299 ^a	M V	3d _{5/2}	307.2 ^b
M II	3p _{1/2}	3027	N VII	4f _{7/2}	2.0	O I	5s	254 ^a	N I	4s	81.4 ^{a,d}
M III	3p _{3/2}	2645	O I	5s	37.4	O II	5p _{1/2}	200 ^a	N II	4p _{1/2}	50.5 ^b
M IV	3d _{3/2}	2202	O II	5p _{1/2}	22.3	O III	5p _{3/2}	153 ^a	N III	4p _{3/2}	47.3 ^b
M V	3d _{5/2}	2122	O III	5p _{3/2}	22.3	O IV	5d _{3/2}	68 ^a	Rubidium (37)		
N I	4s	725.4 ^b	Promethium (61)			O V	5d _{5/2}	68 ^a	K	1s	15200
N II	4p _{1/2}	609.1 ^b	K	1s	45184	P I	6s	44	L I	2s	2065
N III	4p _{3/2}	519.4 ^b	L I	2s	7428	P II	6p _{1/2}	19	L II	2p _{1/2}	1864
N IV	4d _{3/2}	331.6 ^b	L II	2p _{1/2}	7013	P III	6p _{3/2}	19	L III	2p _{3/2}	1804
N V	4d _{5/2}	314.6 ^b	L III	2p _{3/2}	6459	Radon (86)			M I	3s	326.7 ^a
N VI	4f _{5/2}	74.5 ^b	M I	3s	—	K	1s	98404	M II	3p _{1/2}	248.7 ^a
N VII	4f _{7/2}	71.2 ^b	M II	3p _{1/2}	1471.4	L I	2s	18049	M III	3p _{3/2}	239.1 ^a
O I	5s	101.7 ^{a,d}	M III	3p _{3/2}	1357	L II	2p _{1/2}	17337	M IV	3d _{3/2}	113.0 ^a
O II	5p _{1/2}	65.3 ^{a,b}	M IV	3d _{3/2}	1052	L III	2p _{3/2}	14619	M V	3d _{5/2}	112 ^a
O III	5p _{3/2}	51.7 ^b	M V	3d _{5/2}	1027	M I	3s	4482	N I	4s	30.5 ^a
Polonium (84)			N I	4s	—	M II	3p _{1/2}	4159	N II	4p _{1/2}	16.3 ^a
K	1s	93105	N II	4p _{1/2}	242	M III	3p _{3/2}	3538	N III	4p _{3/2}	15.3 ^a
L I	2s	16939	N III	4p _{3/2}	242	M IV	3d _{3/2}	3022	Ruthenium (44)		
L II	2p _{1/2}	16244	N IV	4d _{3/2}	120	M V	3d _{5/2}	2892	K	1s	22117
L III	2p _{3/2}	13814	N V	4d _{5/2}	120	N I	4s	1097 ^a	L I	2s	3224
M I	3s	4149	Protactinium (91)			N II	4p _{1/2}	929 ^a	L II	2p _{1/2}	2967
M II	3p _{1/2}	3854	K	1s	112601	N III	4p _{3/2}	768 ^a	L III	2p _{3/2}	2838
M III	3p _{3/2}	3302	L I	2s	21105	N IV	4d _{3/2}	567 ^a	M I	3s	586.2 ^b
M IV	3d _{3/2}	2798	L II	2p _{1/2}	20314	N V	4d _{5/2}	541 ^a	M II	3p _{1/2}	483.3 ^b
M V	3d _{5/2}	2683	L III	2p _{3/2}	16733	N VI	4f _{5/2}	238 ^a	M III	3p _{3/2}	461.5 ^b
N I	4s	995 ^a	M I	3s	5367	N VII	4f _{7/2}	238 ^a	M IV	3d _{3/2}	284.2 ^b
N II	4p _{1/2}	851 ^a	M II	3p _{1/2}	5001	O I	5s	214 ^a	M V	3d _{5/2}	280.0 ^b
N III	4p _{3/2}	705 ^a	M III	3p _{3/2}	4174	O II	5p _{1/2}	164 ^a	N I	4s	75.0 ^b
N IV	4d _{3/2}	500 ^a	M IV	3d _{3/2}	3611	O III	5p _{3/2}	127 ^a	N II	4p _{1/2}	46.5 ^b
N V	4d _{5/2}	473 ^a	M V	3d _{5/2}	3442	O IV	5d _{3/2}	48 ^a	N III	4p _{3/2}	43.2 ^b
N VI	4f _{5/2}	184 ^a	N I	4s	1387 ^a	O V	5d _{5/2}	48 ^a	Samarium (62)		
N VII	4f _{7/2}	184 ^a	N II	4p _{1/2}	1224 ^a	P I	6s	26	K	1s	46834
O I	5s	177 ^a	N III	4p _{3/2}	1007 ^a	Rhenium (75)			L I	2s	7737
			N IV	4d _{3/2}	743 ^a	K	1s	71676	L II	2p _{1/2}	7312

L III	2p _{3/2}	6716
M I	3s	1723
M II	3p _{1/2}	1541
M III	3p _{3/2}	1419.8
M IV	3d _{3/2}	1110.9 ^a
M V	3d _{5/2}	1083.4 ^a
N I	4s	347.2 ^a
N II	4p _{1/2}	265.6
N III	4p _{3/2}	247.4
N IV	4d _{3/2}	129.0
N V	4d _{5/2}	129.0
N VI	4f _{5/2}	5.2
N VII	4f _{7/2}	5.2
O I	5s	37.4
O II	5p _{1/2}	21.3
O III	5p _{3/2}	21.3

Scandium (21)

K	1s	4492
L I	2s	498.0 ^a
L II	2p _{1/2}	403.6 ^a
L III	2p _{3/2}	389.7 ^a
M I	3s	51.1 ^a
M II	3p _{1/2}	28.3 ^a
M III	3p _{3/2}	28.3 ^a

Selenium (34)

K	1s	12658
L I	2s	1652.0 ^{a,d}
L II	2p _{1/2}	1474.3 ^{a,d}
L III	2p _{3/2}	1433.9 ^{a,d}
M I	3s	229.6 ^a
M II	3p _{1/2}	166.5 ^a
M III	3p _{3/2}	160.7 ^a
M IV	3d _{3/2}	55.5 ^a
M V	3d _{5/2}	54.6 ^a

Silicon (14)

K	1s	1839
L I	2s	149.7 ^{a,d}
L II	2p _{1/2}	99.8 ^a
L III	2p _{3/2}	99.2 ^a

Silver (47)

K	1s	25514
L I	2s	3806
L II	2p _{1/2}	3524
L III	2p _{3/2}	3351
M I	3s	719.0 ^b
M II	3p _{1/2}	603.8 ^b
M III	3p _{3/2}	573.0 ^b
M IV	3d _{3/2}	374.0 ^b
M V	3d _{5/2}	368.0 ^b
N I	4s	97.0 ^b
N II	4p _{1/2}	63.7 ^b
N III	4p _{3/2}	58.3 ^b

Sodium (11)

K	1s	1070.8 ^b
L I	2s	63.5 ^b
L II	2p _{1/2}	30.4 ^b
L III	2p _{3/2}	30.5 ^a

Strontium (38)

K	1s	16105
L I	2s	2216

L II	2p _{1/2}	2007
L III	2p _{3/2}	1940
M I	3s	358.7 ^b
M II	3p _{1/2}	280.3 ^b
M III	3p _{3/2}	270.0 ^b
M IV	3d _{3/2}	136.0 ^b
M V	3d _{5/2}	134.2 ^b
N I	4s	38.9 ^b
N II	4p _{1/2}	21.6 ^b
N III	4p _{3/2}	20.1 ^b

Sulfur (16)

K	1s	2472
L I	2s	230.9 ^{a,d}
L II	2p _{1/2}	163.6 ^a
L III	2p _{3/2}	162.5 ^a

Tantalum (73)

K	1s	67416
L I	2s	11682
L II	2p _{1/2}	11136
L III	2p _{3/2}	9881
M I	3s	2708
M II	3p _{1/2}	2469
M III	3p _{3/2}	2194
M IV	3d _{3/2}	1793
M V	3d _{5/2}	1735
N I	4s	563.4 ^b
N II	4p _{1/2}	463.4 ^b
N III	4p _{3/2}	400.9 ^b
N IV	4d _{3/2}	237.9 ^b
N V	4d _{5/2}	226.4 ^b
N VI	4f _{5/2}	23.5 ^b
N VII	4f _{7/2}	21.6 ^b
O I	5s	69.7 ^b
O II	5p _{1/2}	42.2 ^a
O III	5p _{3/2}	32.7 ^b

Technetium (43)

K	1s	21044
L I	2s	3043
L II	2p _{1/2}	2793
L III	2p _{3/2}	2677
M I	3s	586.1 ^a
M II	3p _{1/2}	447.6 ^a
M III	3p _{3/2}	417.7 ^a
M IV	3d _{3/2}	257.6 ^a
M V	3d _{5/2}	253.9 ^a
N I	4s	69.5 ^a
N II	4p _{1/2}	42.3 ^a
N III	4p _{3/2}	39.9 ^a

Tellurium (52)

K	1s	31814
L I	2s	4939
L II	2p _{1/2}	4612
L III	2p _{3/2}	4341
M I	3s	1006 ^b
M II	3p _{1/2}	870.8 ^b
M III	3p _{3/2}	820.0 ^b
M IV	3d _{3/2}	583.4 ^b
M V	3d _{5/2}	573.0 ^b
N I	4s	169.4 ^b
N II	4p _{1/2}	103.3 ^{b,c}
N III	4p _{3/2}	103.3 ^{b,c}

N IV	4d _{3/2}	41.9 ^b
N V	4d _{5/2}	40.4 ^b

Terbium (65)

K	1s	51996
L I	2s	8708
L II	2p _{1/2}	8252
L III	2p _{3/2}	7514
M I	3s	1968
M II	3p _{1/2}	1768
M III	3p _{3/2}	1611
M IV	3d _{3/2}	1267.9 ^a
M V	3d _{5/2}	1241.1 ^a
N I	4s	396.0 ^a
N II	4p _{1/2}	322.4 ^a
N III	4p _{3/2}	284.1 ^a
N IV	4d _{3/2}	150.5 ^a
N V	4d _{5/2}	150.5 ^a
N VI	4f _{5/2}	7.7 ^a
N VII	4f _{7/2}	2.4 ^a
O I	5s	45.6 ^a
O II	5p _{1/2}	28.7 ^a
O III	5p _{3/2}	22.6 ^a

Thallium (81)

K	1s	85530
L I	2s	15347
L II	2p _{1/2}	14698
L III	2p _{3/2}	12658
M I	3s	3704
M II	3p _{1/2}	3416
M III	3p _{3/2}	2957
M IV	3d _{3/2}	2485
M V	3d _{5/2}	2389
N I	4s	846.2 ^b
N II	4p _{1/2}	720.5 ^b
N III	4p _{3/2}	609.5 ^b
N IV	4d _{3/2}	405.7 ^b
N V	4d _{5/2}	385.0 ^b
N VI	4f _{5/2}	122.2 ^b
N VII	4f _{7/2}	117.8 ^b
O I	5s	136 ^{a,d}
O II	5p _{1/2}	94.6 ^b
O III	5p _{3/2}	73.5 ^b
O IV	5d _{3/2}	14.7 ^b
O V	5d _{5/2}	12.5 ^b

Thorium (90)

K	1s	109651
L I	2s	20472
L II	2p _{1/2}	19693
L III	2p _{3/2}	16300
M I	3s	5182
M II	3p _{1/2}	4830
M III	3p _{3/2}	4046
M IV	3d _{3/2}	3491
M V	3d _{5/2}	3332
N I	4s	1330 ^a
N II	4p _{1/2}	1168 ^a
N III	4p _{3/2}	966.4 ^b
N IV	4d _{3/2}	712.1 ^b
N V	4d _{5/2}	675.2 ^b
N VI	4f _{5/2}	342.4 ^b
N VII	4f _{7/2}	333.1 ^b

O I	5s	290 ^{a,c}
O II	5p _{1/2}	229 ^{a,c}
O III	5p _{3/2}	182 ^{a,c}
O IV	5d _{3/2}	92.5 ^b
O V	5d _{5/2}	85.4 ^b
P I	6s	41.4 ^b
P II	6p _{1/2}	24.5 ^b
P III	6p _{3/2}	16.6 ^b

Thulium (69)

K	1s	59390
L I	2s	10116
L II	2p _{1/2}	9617
L III	2p _{3/2}	8648
M I	3s	2307
M II	3p _{1/2}	2090
M III	3p _{3/2}	1885
M IV	3d _{3/2}	1515
M V	3d _{5/2}	1468
N I	4s	470.9 ^a
N II	4p _{1/2}	385.9 ^a
N III	4p _{3/2}	332.6 ^a
N IV	4d _{3/2}	175.5 ^a
N V	4d _{5/2}	175.5 ^a
N VI	4f _{5/2}	—
N VII	4f _{7/2}	4.6
O I	5s	54.7 ^a
O II	5p _{1/2}	31.8 ^a
O III	5p _{3/2}	25.0 ^a

Tin (50)

K	1s	29200
L I	2s	4465
L II	2p _{1/2}	4156
L III	2p _{3/2}	3929
M I	3s	884.7 ^b
M II	3p _{1/2}	756.5 ^b
M III	3p _{3/2}	714.6 ^b
M IV	3d _{3/2}	493.2 ^b
M V	3d _{5/2}	484.9 ^b
N I	4s	137.1 ^b
N II	4p _{1/2}	83.6 ^{b,c}
N III	4p _{3/2}	83.6 ^{b,c}
N IV	4d _{3/2}	24.9 ^b
N V	4d _{5/2}	23.9 ^b

Titanium (22)

K	1s	4966
L I	2s	560.9 ^b
L II	2p _{1/2}	460.2 ^b
L III	2p _{3/2}	453.8 ^b
M I	3s	58.7 ^b
M II	3p _{1/2}	32.6 ^b
M III	3p _{3/2}	32.6 ^b

Tungsten (74)

K	1s	69525
L I	2s	12100
L II	2p _{1/2}	11544
L III	2p _{3/2}	10207
M I	3s	2820
M II	3p _{1/2}	2575
M III	3p _{3/2}	2281
M IV	3d _{3/2}	1949

M V	3d _{5/2}	1809
N I	4s	594.1 ^b
N II	4p _{1/2}	490.4 ^b
N III	4p _{3/2}	423.6 ^b
N IV	4d _{3/2}	255.9 ^b
N V	4d _{5/2}	243.5 ^b
N VI	4f _{5/2}	33.6 ^a
N VII	4f _{7/2}	31.4 ^b
O I	5s	75.6 ^b
O II	5p _{1/2}	453 ^{a,d}
O III	5p _{3/2}	36.8 ^b
<i>Uranium (92)</i>		
K	1s	115606
L I	2s	21757
L II	2p _{1/2}	20948
L III	2p _{3/2}	17166
M I	3s	5548
M II	3p _{1/2}	5182
M III	3p _{3/2}	4303
M IV	3d _{3/2}	3728
M V	3d _{5/2}	3552
N I	4s	1439 ^{a,d}
N II	4p _{1/2}	1271 ^{a,d}
N III	4p _{3/2}	1043 ^b
N IV	4d _{3/2}	778.3 ^b
N V	4d _{5/2}	736.2 ^b
N VI	4f _{5/2}	388.2 ^a
N VII	4f _{7/2}	377.4 ^b
O I	5s	321 ^{a,c,d}

O II	5p _{1/2}	257 ^{a,c,d}
O III	5p _{3/2}	192 ^{a,c,d}
O IV	5d _{3/2}	102.8 ^b
O V	5d _{5/2}	94.2 ^b
P I	6s	43.9 ^b
P II	6p _{1/2}	26.8 ^b
P III	6p _{3/2}	16.8 ^b
<i>Vanadium (23)</i>		
K	1s	5465
L I	2s	626.7 ^b
L II	2p _{1/2}	519.8 ^b
L III	2p _{3/2}	521.1 ^b
M I	3s	66.3 ^b
M II	3p _{1/2}	37.2 ^b
M III	3p _{3/2}	37.2 ^b
<i>Xenon (54)</i>		
K	1s	34561
L I	2s	5453
L II	2p _{1/2}	5107
L III	2p _{3/2}	4786
M I	3s	1148.7 ^a
M II	3p _{1/2}	1002.1 ^a
M III	3p _{3/2}	940.6 ^a
M IV	3d _{3/2}	689.0 ^a
M V	3d _{5/2}	676.4 ^a
N I	4s	213.2 ^a
N II	4p _{1/2}	146.7
N III	4p _{3/2}	145.5 ^a
N IV	4d _{3/2}	69.5 ^a
N V	4d _{5/2}	67.5 ^a
N VI	4f _{5/2}	—

N VII	4f _{7/2}	—
O I	5s	23.3 ^a
O II	5p _{1/2}	13.4 ^a
O III	5p _{3/2}	12.1 ^a
<i>Ytterbium (70)</i>		
K	1s	61332
L I	2s	10486
L II	2p _{1/2}	9978
L III	2p _{3/2}	8944
M I	3s	2398
M II	3p _{1/2}	2173
M III	3p _{3/2}	1950
M IV	3d _{3/2}	1576
M V	3d _{5/2}	1528
N I	4s	480.5 ^a
N II	4p _{1/2}	388.7 ^a
N III	4p _{3/2}	339.7 ^a
N IV	4d _{3/2}	191.2 ^a
N V	4d _{5/2}	182.4 ^a
N VI	4f _{5/2}	2.5 ^a
N VII	4f _{7/2}	1.3 ^a
O I	5s	52.0 ^a
O II	5p _{1/2}	30.3 ^a
O III	5p _{3/2}	24.1 ^a
<i>Yttrium (39)</i>		
K	1s	17038
L I	2s	2373
L II	2p _{1/2}	2156
L III	2p _{3/2}	2080
M I	3s	392.0 ^{a,d}
M II	3p _{1/2}	310.6 ^a

M III	3p _{3/2}	298.8 ^a
M IV	3d _{3/2}	157.7 ^b
M V	3d _{5/2}	155.8 ^b
N I	4s	43.8 ^a
N II	4p _{1/2}	24.4 ^a
N III	4p _{3/2}	23.1 ^a
<i>Zinc (30)</i>		
K	1s	9659
L I	2s	1196.2 ^a
L II	2p _{1/2}	1044.9 ^a
L III	2p _{3/2}	1021.8 ^a
M I	3s	139.8 ^a
M II	3p _{1/2}	91.4 ^a
M III	3p _{3/2}	88.6 ^a
M IV	3d _{3/2}	10.2 ^a
M V	3d _{5/2}	10.1 ^a
<i>Zirconium (40)</i>		
K	1s	17998
L I	2s	2532
L II	2p _{1/2}	2307
L III	2p _{3/2}	2223
M I	3s	430.3 ^b
M II	3p _{1/2}	343.5 ^b
M III	3p _{3/2}	329.8 ^b
M IV	3d _{3/2}	181.1 ^b
M V	3d _{5/2}	178.8 ^b
N I	4s	50.6 ^b
N II	4p _{1/2}	28.5 ^b
N III	4p _{3/2}	27.1 ^b

^a Reference 1.
^b Reference 2 (remaining values from Reference 3).
^c One-particle approximation not valid.
^d Derived using energy differences from Reference 3.

NATURAL WIDTH OF X-RAY LINES

Natural widths of K X-ray lines in eV:

Element	$K\alpha_1$	$K\alpha_2$	$K\beta_1$	$K\beta_3$	Element	$K\alpha_1$	$K\alpha_2$	$K\beta_1$	$K\beta_3$
Ca	1.00	0.98			Ce	18.60	19.50	20.60	18.60
Ti	1.45	2.13			Nd	21.50	21.50	23.25	21.33
Cr	2.05	2.64			Sm	26.00	24.70	25.65	24.65
Fe	2.45	3.20			Gd	29.50	28.00	29.37	28.00
Ni	3.00	3.70			Dy	33.90	32.20	32.73	32.00
Zn	3.40	3.96			Er	35.00	35.50	36.20	35.70
Ge	3.75	4.18			Yb	38.80	40.60	41.43	41.15
Se	4.10	4.43			Hf	42.70	44.30	46.00	46.10
Kr	4.23	4.62			W	46.80	48.00	51.83	51.50
Sr	5.17	4.97			Os	49.00	49.40	55.90	55.95
Zr	5.70	5.25			Pt	54.10	54.30	59.98	62.13
Mo	6.82	6.80			Hg	64.75	68.20	65.75	68.95
Ru	7.41	7.96			Pb	67.10	72.30	72.20	73.80
Pd	8.80	9.20			Po	73.20	75.10	78.60	80.10
Cd	9.80	10.40			Rn	80.00	81.50	85.50	86.50
Sn	11.20	12.40	11.80	11.00	Ra	87.00	88.20	94.20	95.50
Te	12.80	14.20	13.30	13.10	Th	94.70	95.00	99.70	101.00
Xe	14.20	15.10	15.30	14.50	U	103.00	104.30	105.00	107.30
Ba	16.10	16.80	18.15	16.70					

From Salem, S. I. and Lee, P. L., *At. Data Nucl. Data Tables*, 18, 233, 1976.

Natural widths of L X-ray lines in eV:

Element	$L\alpha_1$	$L\alpha_2$	$L\beta_1$	$L\beta_2$	$L\beta_3$	$L\beta_4$	$L\gamma_1$
Zr	1.68	1.52	1.87	5.13	5.50	5.60	3.34
Mo	1.86	1.80	2.03	5.30	5.90	5.78	3.76
Ru	2.03	1.98	2.18	5.45	6.35	5.96	4.15
Pd	2.21	2.16	2.36	5.63	6.80	6.18	4.50
Cd	2.43	2.40	2.54	5.82	7.23	6.28	4.83
Sn	2.62	2.62	2.75	6.10	7.70	6.60	5.23
Tc	2.88	2.88	2.96	6.25	8.22	6.82	5.60
Xe	3.15	3.15	3.20	6.43	8.70	7.15	5.95
Ba	3.39	3.45	3.45	6.70	9.20	7.42	6.35
Ce	3.70	3.78	3.73	6.86	9.70	7.82	6.75
Nd	3.93	4.08	4.00	7.18	10.30	8.15	7.16
Sm	4.13	4.50	4.33	7.42	10.80	8.60	7.50
Gd	4.46	4.90	4.63	7.70	11.20	9.08	7.83
Dy	4.81	5.35	5.03	7.90	11.50	9.60	8.30
Er	5.17	5.73	5.45	8.28	11.85	10.03	8.75
Yb	5.40	6.22	5.90	8.58	12.20	11.00	9.20
Hf	5.83	6.70	6.36	8.92	12.40	12.80	9.63
W	6.50	7.20	6.90	9.06	13.10	14.60	10.20
Os	7.04	7.70	7.42	9.60	14.60	16.50	10.65
Pt	7.60	8.28	8.00	9.95	16.10	18.00	11.20
Hg	8.10	8.80	8.70	10.40	17.40	19.70	11.80
Pb	8.82	9.35	9.35	10.75	18.65	21.30	12.30
Po	9.50	9.95	10.10	11.25	19.90	22.70	13.05
Rn	10.03	10.50	10.65	11.65	21.00	24.00	13.55
Ra	11.00	11.20	11.60	12.20	22.00	25.20	14.30
Th	11.90	11.80	12.40	12.80	22.85	26.35	15.00
U	12.40	12.40	13.50	13.30	23.70	27.50	15.70
Pu	13.20	13.00	14.10	13.90	24.10	28.30	16.40
Cm	14.80	13.60	15.70	14.60	25.00	29.40	17.10

PHOTON ATTENUATION COEFFICIENTS

Martin J. Berger and John H. Hubbell

This table gives mass attenuation coefficients for photons for all elements at energies between 1 keV (soft x-rays) and 1 GeV (hard gamma rays). The mass attenuation coefficient μ describes the attenuation of radiation as it passes through matter by the relation

$$I(x)/I_0 = e^{-\rho x}$$

where I_0 is the initial intensity, $I(x)$ the intensity after path length x , and ρ is the mass density of the element in question. To a high approximation the mass attenuation coefficient is additive for the elements present, independent of the way in which they are bound in chemical compounds.

The power of ten is indicated beside each number in the table; i.e., 7.41 + 03 means 7.41×10^3 . A vertical line between two columns indicates that an absorption edge lies between those energy values. The various edges are labeled at the bottom of the table.

The attenuation coefficients were calculated with the computer program XCOM (Reference 1), which uses a cross-section database compiled at the Photon and Charged Particle Data Center at the National Institute of Standards and Technology. Their accuracy has been confirmed at all energies by extensive comparisons with experimental attenuation coefficients. Such comparisons for X-ray energies up to 100 keV can be found in Reference 2.

References

1. Berger, M. J. and Hubbell, J. H., *National Bureau of Standards Report NBSIR-87-3597*, 1987.
2. Saloman, E. B., Hubbell, J. H., and Scofield, J. H., *Atomic Data and Nuclear Data Tables*, 38, 1, 1988.

		Mass attenuation coefficient, cm ² /g								
		Photon energy, MeV								
	Atomic no.	0.001	0.002	0.005	0.01	0.02	0.05	0.1	0.2	0.5
H	1	7.21 + 00	1.06 + 00	4.19-01	3.85-01	3.69-01	3.36-01	2.94-01	2.43-01	1.73-01
He	2	6.08 + 01	6.86 + 00	5.77-01	2.48-01	1.96-01	1.70-01	1.49-01	1.22-01	8.71-02
Li	3	2.34 + 02	2.71 + 01	1.62 + 00	3.40-01	1.86-01	1.49-01	1.29-01	1.06-01	7.53-02
Be	4	6.04 + 02	7.47 + 01	4.37 + 00	6.47-01	2.25-01	1.55-01	1.33-01	1.09-01	7.74-02
B	5	1.23 + 03	1.60 + 02	9.68 + 00	1.25 + 00	3.01-01	1.66-01	1.39-01	1.14-01	8.07-02
C	6	2.21 + 03	3.03 + 02	1.91 + 01	2.37 + 00	4.42-01	1.87-01	1.51-01	1.23-01	8.72-02
N	7	3.31 + 03	4.77 + 02	3.14 + 01	3.88 + 00	6.18-01	1.98-01	1.53-01	1.23-01	8.72-02
O	8	4.59 + 03	6.95 + 02	4.79 + 01	5.95 + 00	8.65-01	2.13-01	1.55-01	1.24-01	8.73-02
F	9	5.65 + 03	9.05 + 02	6.51 + 01	8.21 + 00	1.13 + 00	2.21-01	1.50-01	1.18-01	8.27-02
Ne	10	7.41 + 03	1.24 + 03	9.34 + 01	1.20 + 01	1.61 + 00	2.58-01	1.60-01	1.24-01	8.66-02
Na	11	6.54 + 02	1.52 + 03	1.19 + 02	1.56 + 01	2.06 + 00	2.80-01	1.59-01	1.20-01	8.37-02
Mg	12	9.22 + 02	1.93 + 03	1.58 + 02	2.11 + 01	2.76 + 00	3.29-01	1.69-01	1.24-01	8.65-02
Al	13	1.19 + 03	2.26 + 03	1.93 + 02	2.62 + 01	3.44 + 00	3.68-01	1.70-01	1.22-01	8.44-02
Si	14	1.57 + 03	2.78 + 03	2.45 + 02	3.39 + 01	4.46 + 00	4.38-01	1.84-01	1.28-01	8.75-02
P	15	1.91 + 03	3.02 + 02	2.86 + 02	4.04 + 01	5.35 + 00	4.92-01	1.87-01	1.25-01	8.51-02
S	16	2.43 + 03	3.85 + 02	3.49 + 02	5.01 + 01	6.71 + 00	5.85-01	2.02-01	1.30-01	8.78-02
Cl	17	2.83 + 03	4.52 + 02	3.90 + 02	5.73 + 01	7.74 + 00	6.48-01	2.05-01	1.27-01	8.45-02
Ar	18	3.18 + 03	5.12 + 02	4.23 + 02	6.32 + 01	8.63 + 00	7.01-01	2.04-01	1.20-01	7.96-02
K	19	4.06 + 03	6.59 + 02	5.19 + 02	7.91 + 01	1.09 + 01	8.68-01	2.34-01	1.32-01	8.60-02
Ca	20	4.87 + 03	8.00 + 02	6.03 + 02	9.34 + 01	1.31 + 01	1.02 + 00	2.57-01	1.38-01	8.85-02
Sc	21	5.24 + 03	8.70 + 02	6.31 + 02	9.95 + 01	1.41 + 01	1.09 + 00	2.58-01	1.31-01	8.31-02
Ti	22	5.87 + 03	9.86 + 02	6.84 + 02	1.11 + 02	1.59 + 01	1.21 + 00	2.72-01	1.31-01	8.19-02
V	23	6.50 + 03	1.11 + 03	9.29 + 01	1.22 + 02	1.77 + 01	1.35 + 00	2.88-01	1.32-01	8.07-02
Cr	24	7.40 + 03	1.28 + 03	1.08 + 02	1.39 + 02	2.04 + 01	1.55 + 00	3.17-01	1.38-01	8.28-02
Mn	25	8.09 + 03	1.42 + 03	1.21 + 02	1.51 + 02	2.25 + 01	1.71 + 00	3.37-01	1.39-01	8.19-02
Fe	26	9.09 + 03	1.63 + 03	1.40 + 02	1.71 + 02	2.57 + 01	1.96 + 00	3.72-01	1.46-01	8.41-02
Co	27	9.80 + 03	1.78 + 03	1.54 + 02	1.84 + 02	2.80 + 01	2.14 + 00	3.95-01	1.48-01	8.32-02
Ni	28	9.86 + 03	2.05 + 03	1.79 + 02	2.09 + 02	3.22 + 01	2.47 + 00	4.44-01	1.58-01	8.70-02
Cu	29	1.06 + 04	2.15 + 03	1.90 + 02	2.16 + 02	3.38 + 01	2.61 + 00	4.58-01	1.56-01	8.36-02
Zn	30	1.55 + 03	2.37 + 03	2.12 + 02	2.33 + 02	3.72 + 01	2.89 + 00	4.97-01	1.62-01	8.45-02
Ga	31	1.70 + 03	2.52 + 03	2.27 + 02	3.42 + 01	3.93 + 01	3.08 + 00	5.20-01	1.62-01	8.24-02
Ge	32	1.89 + 03	2.71 + 03	2.47 + 02	3.74 + 01	4.22 + 01	3.34 + 00	5.55-01	1.66-01	8.21-02
As	33	2.12 + 03	2.93 + 03	2.71 + 02	4.12 + 01	4.56 + 01	3.63 + 00	5.97-01	1.72-01	8.26-02
Se	34	2.32 + 03	3.10 + 03	2.90 + 02	4.41 + 01	4.82 + 01	3.86 + 00	6.28-01	1.74-01	8.13-02
Br	35	2.62 + 03	3.41 + 03	3.21 + 02	4.91 + 01	5.27 + 01	4.26 + 00	6.86-01	1.84-01	8.33-02
Kr	36	2.85 + 03	3.60 + 03	3.43 + 02	5.26 + 01	5.55 + 01	4.52 + 00	7.22-01	1.87-01	8.23-02
Rb	37	3.17 + 03	3.41 + 03	3.74 + 02	5.77 + 01	5.98 + 01	4.92 + 00	7.80-01	1.96-01	8.36-02
Sr	38	3.49 + 03	2.59 + 03	4.06 + 02	6.27 + 01	6.39 + 01	5.31 + 00	8.37-01	2.04-01	8.44-02
Y	39	3.86 + 03	7.42 + 02	4.42 + 02	6.87 + 01	6.86 + 01	5.76 + 00	9.05-01	2.15-01	8.61-02
Zr	40	4.21 + 03	8.12 + 02	4.76 + 02	7.42 + 01	7.24 + 01	6.17 + 00	9.66-01	2.24-01	8.69-02
Nb	41	4.60 + 03	8.89 + 02	5.13 + 02	8.04 + 01	7.71 + 01	6.64 + 00	1.04 + 00	2.34-01	8.83-02
Mo	42	4.94 + 03	9.60 + 02	5.45 + 02	8.58 + 01	1.31 + 01	7.04 + 00	1.10 + 00	2.42-01	8.85-02
Tc	43	5.36 + 03	1.04 + 03	5.84 + 02	9.23 + 01	1.41 + 01	7.52 + 00	1.17 + 00	2.53-01	8.97-02
Ru	44	5.72 + 03	1.12 + 03	6.17 + 02	9.80 + 01	1.50 + 01	7.92 + 00	1.23 + 00	2.62-01	8.99-02
Rh	45	6.17 + 03	1.21 + 03	6.59 + 02	1.05 + 02	1.61 + 01	8.45 + 00	1.31 + 00	2.74-01	9.13-02
Pd	46	6.54 + 03	1.29 + 03	6.91 + 02	1.11 + 02	1.70 + 01	8.85 + 00	1.38 + 00	2.83-01	9.13-02
Ag	47	7.04 + 03	1.40 + 03	7.39 + 02	1.19 + 02	1.84 + 01	9.45 + 00	1.47 + 00	2.97-01	9.32-02
Cd	48	7.35 + 03	1.47 + 03	7.69 + 02	1.24 + 02	1.92 + 01	9.78 + 00	1.52 + 00	3.04-01	9.25-02
In	49	7.81 + 03	1.58 + 03	8.13 + 02	1.32 + 02	2.04 + 01	1.03 + 01	1.61 + 00	3.17-01	9.37-02
Sn	50	8.16 + 03	1.66 + 03	8.47 + 02	1.38 + 02	2.15 + 01	1.07 + 01	1.68 + 00	3.26-01	9.37-02

L₃ L₁
L₂

K EDGE

		Mass attenuation coefficient, cm ² /g								
		Photon energy, MeV								
	Atomic no.	1.0	2.0	5.0	10.0	20.0	50.0	100.0	500.0	1000.0
H	1	1.26-01	8.77-02	5.05-02	3.25-02	2.15-02	1.42-02	1.19-02	1.14-02	1.16-02
He	2	6.36-02	4.42-02	2.58-02	1.70-02	1.18-02	8.61-03	7.78-03	7.79-03	7.95-03
Li	3	5.50-02	3.83-02	2.26-02	1.53-02	1.11-02	8.68-03	8.21-03	8.61-03	8.87-03
Be	4	5.65-02	3.94-02	2.35-02	1.63-02	1.23-02	1.02-02	9.94-03	1.08-02	1.12-02
B	5	5.89-02	4.11-02	2.48-02	1.76-02	1.37-02	1.19-02	1.19-02	1.32-02	1.37-02
C	6	6.36-02	4.44-02	2.71-02	1.96-02	1.58-02	1.43-02	1.46-02	1.64-02	1.70-02
N	7	6.36-02	4.45-02	2.74-02	2.02-02	1.67-02	1.57-02	1.63-02	1.85-02	1.92-02
O	8	6.37-02	4.46-02	2.78-02	2.09-02	1.77-02	1.71-02	1.79-02	2.06-02	2.13-02
F	9	6.04-02	4.23-02	2.66-02	2.04-02	1.77-02	1.75-02	1.86-02	2.14-02	2.21-02
Ne	10	6.32-02	4.43-02	2.82-02	2.20-02	1.95-02	1.96-02	2.11-02	2.43-02	2.51-02
Na	11	6.10-02	4.28-02	2.75-02	2.18-02	1.97-02	2.03-02	2.19-02	2.53-02	2.62-02
Mg	12	6.30-02	4.43-02	2.87-02	2.31-02	2.13-02	2.23-02	2.42-02	2.81-02	2.90-02
Al	13	6.15-02	4.32-02	2.84-02	2.32-02	2.17-02	2.31-02	2.52-02	2.93-02	3.03-02
Si	14	6.36-02	4.48-02	2.97-02	2.46-02	2.34-02	2.52-02	2.76-02	3.23-02	3.34-02
P	15	6.18-02	4.36-02	2.91-02	2.45-02	2.36-02	2.58-02	2.84-02	3.33-02	3.45-02
S	16	6.37-02	4.50-02	3.04-02	2.59-02	2.53-02	2.79-02	3.08-02	3.62-02	3.75-02
Cl	17	6.13-02	4.33-02	2.95-02	2.55-02	2.52-02	2.81-02	3.11-02	3.67-02	3.80-02
Ar	18	5.76-02	4.07-02	2.80-02	2.45-02	2.45-02	2.76-02	3.07-02	3.62-02	3.75-02
K	19	6.22-02	4.40-02	3.05-02	2.70-02	2.74-02	3.11-02	3.46-02	4.09-02	4.24-02
Ca	20	6.39-02	4.52-02	3.17-02	2.84-02	2.90-02	3.32-02	3.71-02	4.40-02	4.56-02
Sc	21	5.98-02	4.24-02	3.00-02	2.72-02	2.80-02	3.23-02	3.62-02	4.30-02	4.45-02
Ti	22	5.89-02	4.18-02	2.98-02	2.73-02	2.84-02	3.30-02	3.71-02	4.40-02	4.56-02
V	23	5.79-02	4.11-02	2.96-02	2.74-02	2.88-02	3.36-02	3.78-02	4.49-02	4.65-02
Cr	24	5.93-02	4.21-02	3.06-02	2.86-02	3.03-02	3.56-02	4.01-02	4.76-02	4.93-02
Mn	25	5.85-02	4.16-02	3.04-02	2.87-02	3.07-02	3.63-02	4.09-02	4.86-02	5.04-02
Fe	26	5.99-02	4.26-02	3.15-02	2.99-02	3.22-02	3.83-02	4.33-02	5.15-02	5.33-02
Co	27	5.91-02	4.20-02	3.13-02	3.00-02	3.26-02	3.88-02	4.40-02	5.23-02	5.41-02
Ni	28	6.16-02	4.39-02	3.29-02	3.18-02	3.48-02	4.17-02	4.73-02	5.61-02	5.81-02
Cu	29	5.90-02	4.20-02	3.18-02	3.10-02	3.41-02	4.10-02	4.66-02	5.53-02	5.72-02
Zn	30	5.94-02	4.24-02	3.22-02	3.18-02	3.51-02	4.24-02	4.82-02	5.72-02	5.91-02
Ga	31	5.77-02	4.11-02	3.16-02	3.13-02	3.48-02	4.22-02	4.80-02	5.70-02	5.89-02
Ge	32	5.73-02	4.09-02	3.16-02	3.16-02	3.53-02	4.30-02	4.89-02	5.80-02	6.00-02
As	33	5.73-02	4.09-02	3.19-02	3.21-02	3.60-02	4.40-02	5.01-02	5.95-02	6.15-02
Se	34	5.62-02	4.01-02	3.14-02	3.19-02	3.60-02	4.41-02	5.03-02	5.97-02	6.17-02
Br	35	5.73-02	4.09-02	3.23-02	3.29-02	3.74-02	4.60-02	5.24-02	6.22-02	6.43-02
Kr	36	5.63-02	4.02-02	3.20-02	3.28-02	3.74-02	4.61-02	5.26-02	6.25-02	6.46-02
Rb	37	5.69-02	4.06-02	3.25-02	3.36-02	3.85-02	4.75-02	5.43-02	6.45-02	6.67-02
Sr	38	5.71-02	4.08-02	3.29-02	3.41-02	3.93-02	4.87-02	5.56-02	6.61-02	6.83-02
Y	39	5.80-02	4.14-02	3.35-02	3.50-02	4.05-02	5.03-02	5.75-02	6.83-02	7.06-02
Zr	40	5.81-02	4.15-02	3.38-02	3.55-02	4.12-02	5.13-02	5.87-02	6.98-02	7.22-02
Nb	41	5.87-02	4.18-02	3.44-02	3.63-02	4.22-02	5.27-02	6.03-02	7.17-02	7.42-02
Mo	42	5.84-02	4.16-02	3.44-02	3.65-02	4.26-02	5.33-02	6.10-02	7.26-02	7.51-02
Tc	43	5.88-02	4.19-02	3.48-02	3.71-02	4.35-02	5.45-02	6.24-02	7.43-02	7.68-02
Ru	44	5.85-02	4.16-02	3.48-02	3.73-02	4.39-02	5.50-02	6.30-02	7.51-02	7.77-02
Rh	45	5.89-02	4.20-02	3.53-02	3.80-02	4.48-02	5.63-02	6.45-02	7.69-02	7.94-02
Pd	46	5.85-02	4.16-02	3.52-02	3.80-02	4.50-02	5.66-02	6.49-02	7.73-02	8.00-02
Ag	47	5.92-02	4.21-02	3.58-02	3.88-02	4.61-02	5.81-02	6.67-02	7.93-02	8.20-02
Cd	48	5.83-02	4.14-02	3.54-02	3.85-02	4.59-02	5.79-02	6.64-02	7.91-02	8.18-02
In	49	5.85-02	4.15-02	3.56-02	3.90-02	4.65-02	5.88-02	6.75-02	8.04-02	8.32-02
Sn	50	5.80-02	4.11-02	3.55-02	3.90-02	4.66-02	5.90-02	6.78-02	8.07-02	8.35-02

		Mass attenuation coefficient, cm ² /g								
		Photon energy, MeV								
Atomic	no.	0.001	0.002	0.005	0.01	0.02	0.05	0.1	0.2	0.5
Sb	51	8.58 + 03	1.77 + 03	8.85 + 02	1.46 + 02	2.27 + 01	1.12 + 01	1.76 + 00	3.38-01	9.45-02
Te	52	8.43 + 03	1.83 + 03	9.01 + 02	1.50 + 02	2.34 + 01	1.14 + 01	1.80 + 00	3.43-01	9.33-02
I	53	9.10 + 03	2.00 + 03	8.43 + 02	1.63 + 02	2.54 + 01	1.23 + 01	1.94 + 00	3.66-01	9.70-02
Xe	54	9.41 + 03	2.09 + 03	6.39 + 02	1.69 + 02	2.65 + 01	1.27 + 01	2.01 + 00	3.76-01	9.70-02
Cs	55	9.37 + 03	2.23 + 03	2.30 + 02	1.79 + 02	2.82 + 01	1.34 + 01	2.12 + 00	3.94-01	9.91-02
ZB	56	8.54 + 03	2.32 + 03	2.41 + 02	1.86 + 02	2.94 + 01	1.38 + 01	2.20 + 00	4.05-01	9.92-02
La	57	9.09 + 03	2.46 + 03	2.58 + 02	1.97 + 02	3.12 + 01	1.45 + 01	2.32 + 00	4.24-01	1.01-01
Ce	58	9.71 + 03	2.61 + 03	2.74 + 02	2.08 + 02	3.31 + 01	1.52 + 01	2.45 + 00	4.45-01	1.04-01
Pr	59	1.06 + 04	2.77 + 03	2.92 + 02	2.21 + 02	3.53 + 01	1.60 + 01	2.59 + 00	4.69-01	1.07-01
Nd	60	6.63 + 03	2.88 + 03	3.06 + 02	2.30 + 02	3.68 + 01	1.65 + 01	2.69 + 00	4.84-01	1.08-01
Pm	61	2.06 + 03	3.05 + 03	3.26 + 02	2.44 + 02	3.92 + 01	1.73 + 01	2.84 + 00	5.10-01	1.12-01
Sm	62	2.11 + 03	3.12 + 03	3.36 + 02	2.50 + 02	4.03 + 01	1.77 + 01	2.90 + 00	5.19-01	1.11-01
Eu	63	2.22 + 03	3.28 + 03	3.54 + 02	2.63 + 02	4.24 + 01	1.85 + 01	3.04 + 00	5.43-01	1.14-01
Gd	64	2.29 + 03	3.36 + 03	3.65 + 02	2.69 + 02	4.36 + 01	3.86 + 00	3.11 + 00	5.54-01	1.14-01
Tb	65	2.40 + 03	3.51 + 03	3.84 + 02	2.82 + 02	4.59 + 01	4.06 + 00	3.25 + 00	5.77-01	1.17-01
Dy	66	2.49 + 03	3.47 + 03	3.99 + 02	2.90 + 02	4.76 + 01	4.23 + 00	3.36 + 00	5.95-01	1.18-01
Ho	67	2.62 + 03	3.59 + 03	4.17 + 02	3.01 + 02	4.98 + 01	4.43 + 00	3.49 + 00	6.18-01	1.20-01
Er	68	2.75 + 03	3.52 + 03	4.36 + 02	3.13 + 02	5.20 + 01	4.63 + 00	3.63 + 00	6.41-01	1.23-01
Tm	69	2.90 + 03	3.69 + 03	4.57 + 02	2.83 + 02	5.45 + 01	4.87 + 00	3.78 + 00	6.68-01	1.26-01
Yb	70	3.02 + 03	3.80 + 03	4.72 + 02	2.94 + 02	5.63 + 01	5.04 + 00	3.88 + 00	6.86-01	1.27-01
Lu	71	3.19 + 03	3.45 + 03	4.94 + 02	2.21 + 02	5.88 + 01	5.28 + 00	4.03 + 00	7.13-01	1.30-01
Hf	72	3.34 + 03	3.60 + 03	5.11 + 02	2.30 + 02	6.09 + 01	5.48 + 00	4.15 + 00	7.34-01	1.32-01
Ta	73	3.51 + 03	3.77 + 03	5.33 + 02	2.38 + 02	6.33 + 01	5.72 + 00	4.30 + 00	7.60-01	1.35-01
W	74	3.68 + 03	3.92 + 03	5.53 + 02	9.69 + 01	6.57 + 01	5.95 + 00	4.44 + 00	7.84-01	1.38-01
Re	75	3.87 + 03	3.77 + 03	5.76 + 02	1.01 + 02	6.84 + 01	6.21 + 00	4.59 + 00	8.12-01	1.41-01
Os	76	4.03 + 03	2.22 + 03	5.93 + 02	1.04 + 02	7.04 + 01	6.41 + 00	4.70 + 00	8.33-01	1.43-01
Ir	77	4.24 + 03	1.03 + 03	6.18 + 02	1.09 + 02	7.32 + 01	6.69 + 00	4.86 + 00	8.63-01	1.46-01
Pt	78	4.43 + 03	1.08 + 03	6.40 + 02	1.13 + 02	7.57 + 01	6.95 + 00	4.99 + 00	8.90-01	1.49-01
Au	79	4.65 + 03	1.14 + 03	6.66 + 02	1.18 + 02	7.88 + 01	7.26 + 00	5.16 + 00	9.22-01	1.53-01
Hg	80	4.83 + 03	1.18 + 03	6.87 + 02	1.22 + 02	8.12 + 01	7.50 + 00	5.28 + 00	9.46-01	1.56-01
Tl	81	5.01 + 03	1.23 + 03	7.07 + 02	1.26 + 02	8.36 + 01	7.75 + 00	5.40 + 00	9.69-01	1.58-01
Pb	82	5.21 + 03	1.29 + 03	7.30 + 02	1.31 + 02	8.64 + 01	8.04 + 00	5.55 + 00	9.99-01	1.61-01
Bi	83	5.44 + 03	1.35 + 03	7.58 + 02	1.36 + 02	8.95 + 01	8.38 + 00	5.74 + 00	1.03 + 00	1.66-01
Po	84	5.72 + 03	1.42 + 03	7.93 + 02	1.43 + 02	9.35 + 01	8.80 + 00	5.99 + 00	1.08 + 00	1.71-01
At	85	5.87 + 03	1.49 + 03	8.25 + 02	1.49 + 02	9.70 + 01	9.19 + 00	6.17 + 00	1.12 + 00	1.77-01
Rn	86	5.83 + 03	1.49 + 03	8.16 + 02	1.48 + 02	9.56 + 01	9.12 + 00	6.09 + 00	1.10 + 00	1.73-01
Fr	87	6.08 + 03	1.56 + 03	8.49 + 02	1.54 + 02	9.93 + 01	9.52 + 00	1.66 + 00	1.14 + 00	1.78-01
Ra	88	6.20 + 03	1.62 + 03	8.74 + 02	1.59 + 02	1.02 + 02	9.85 + 00	1.71 + 00	1.17 + 00	1.82-01
Ac	89	6.47 + 03	1.70 + 03	8.69 + 02	1.65 + 02	1.06 + 02	1.03 + 01	1.79 + 00	1.21 + 00	1.87-01
Th	90	6.61 + 03	1.74 + 03	8.88 + 02	1.69 + 02	9.37 + 01	1.05 + 01	1.83 + 00	1.23 + 00	1.90-01
Pa	91	6.53 + 03	1.83 + 03	8.76 + 02	1.77 + 02	7.03 + 01	1.10 + 01	1.92 + 00	1.29 + 00	1.97-01
U	92	6.63 + 03	1.86 + 03	8.89 + 02	1.79 + 02	7.11 + 01	1.12 + 01	1.95 + 00	1.30 + 00	1.98-01
Np	93	6.95 + 03	1.96 + 03	9.32 + 02	1.87 + 02	7.45 + 01	1.18 + 01	2.05 + 00	1.35 + 00	2.05-01
Pu	94	7.19 + 03	2.04 + 03	9.65 + 02	1.94 + 02	7.71 + 01	1.22 + 01	2.13 + 00	1.39 + 00	2.10-01
Am	95	7.37 + 03	2.10 + 03	9.90 + 02	1.98 + 02	7.93 + 01	1.25 + 01	2.19 + 00	1.42 + 00	2.14-01
Cm	96	7.54 + 03	2.15 + 03	1.02 + 03	2.03 + 02	8.14 + 01	1.28 + 01	2.25 + 00	1.44 + 00	2.18-01
Bk	97	7.84 + 03	2.25 + 03	1.06 + 03	2.10 + 02	8.39 + 01	1.34 + 01	2.35 + 00	1.50 + 00	2.25-01
Cf	98	7.89 + 03	2.31 + 03	9.27 + 02	2.15 + 02	8.58 + 01	1.37 + 01	2.41 + 00	1.52 + 00	2.29-01
Es	99	7.79 + 03	2.40 + 03	9.59 + 02	2.22 + 02	4.01 + 01	1.42 + 01	2.51 + 00	1.57 + 00	2.36-01
Fm	100	7.13 + 03	2.46 + 03	9.77 + 02	2.26 + 02	4.09 + 01	1.45 + 01	2.57 + 00	1.59 + 00	2.39-01
		N ₅	M ₅	M ₃		L ₃			K EDGE	
		N ₄	M ₄	M ₂		L ₂				
		N ₃		M ₁		L ₁				
		N ₂								
		N ₁								

		Mass attenuation coefficient, cm ² /g								
		Photon energy, MeV								
	Atomic no.	1.0	2.0	5.0	10.0	20.0	50.0	100.0	500.0	1000.0
Sb	51	5.80-02	4.10-02	3.56-02	3.92-02	4.70-02	5.96-02	6.85-02	8.16-02	8.44-02
Te	52	5.67-02	4.01-02	3.49-02	3.86-02	4.64-02	5.89-02	6.77-02	8.07-02	8.35-02
I	53	5.84-02	4.12-02	3.61-02	4.00-02	4.82-02	6.13-02	7.04-02	8.40-02	8.69-02
Xe	54	5.78-02	4.08-02	3.58-02	3.99-02	4.82-02	6.12-02	7.04-02	8.40-02	8.69-02
Cs	55	5.85-02	4.12-02	3.64-02	4.06-02	4.91-02	6.25-02	7.19-02	8.58-02	8.88-02
ZB	56	5.80-02	4.08-02	3.61-02	4.04-02	4.90-02	6.25-02	7.19-02	8.58-02	8.88-02
La	57	5.88-02	4.12-02	3.66-02	4.11-02	5.00-02	6.37-02	7.34-02	8.76-02	9.06-02
Ce	58	5.96-02	4.18-02	3.73-02	4.19-02	5.10-02	6.52-02	7.50-02	8.96-02	9.27-02
Pr	59	6.07-02	4.24-02	3.80-02	4.29-02	5.23-02	6.68-02	7.69-02	9.19-02	9.50-02
Nd	60	6.07-02	4.24-02	3.81-02	4.30-02	5.26-02	6.72-02	7.74-02	9.25-02	9.56-02
Pm	61	6.19-02	4.31-02	3.88-02	4.40-02	5.38-02	6.89-02	7.94-02	9.48-02	9.81-02
Sm	62	6.11-02	4.24-02	3.83-02	4.35-02	5.34-02	6.84-02	7.88-02	9.41-02	9.73-02
Eu	63	6.19-02	4.28-02	3.88-02	4.42-02	5.42-02	6.96-02	8.02-02	9.57-02	9.90-02
Gd	64	6.12-02	4.23-02	3.84-02	4.38-02	5.38-02	6.91-02	7.97-02	9.51-02	9.83-02
Tb	65	6.20-02	4.27-02	3.89-02	4.45-02	5.47-02	7.03-02	8.11-02	9.67-02	1.00-01
Dy	66	6.20-02	4.26-02	3.90-02	4.46-02	5.49-02	7.06-02	8.15-02	9.72-02	1.00-01
Ho	67	6.26-02	4.29-02	3.93-02	4.50-02	5.55-02	7.14-02	8.24-02	9.83-02	1.02-01
Er	68	6.32-02	4.32-02	3.96-02	4.55-02	5.61-02	7.23-02	8.34-02	9.95-02	1.03-01
Tm	69	6.40-02	4.36-02	4.01-02	4.61-02	5.70-02	7.35-02	8.48-02	1.01-01	1.04-01
Yb	70	6.40-02	4.35-02	4.00-02	4.61-02	5.70-02	7.35-02	8.49-02	1.01-01	1.04-01
Lu	71	6.48-02	4.39-02	4.05-02	4.66-02	5.77-02	7.45-02	8.60-02	1.02-01	1.06-01
Hf	72	6.50-02	4.39-02	4.05-02	4.68-02	5.80-02	7.48-02	8.64-02	1.03-01	1.06-01
Ta	73	6.57-02	4.41-02	4.08-02	4.72-02	5.85-02	7.56-02	8.73-02	1.04-01	1.07-01
W	74	6.62-02	4.43-02	4.10-02	4.75-02	5.89-02	7.62-02	8.80-02	1.05-01	1.08-01
Re	75	6.69-02	4.46-02	4.14-02	4.79-02	5.95-02	7.70-02	8.89-02	1.06-01	1.09-01
Os	76	6.71-02	4.46-02	4.13-02	4.79-02	5.96-02	7.71-02	8.90-02	1.06-01	1.10-01
Ir	77	6.79-02	4.50-02	4.17-02	4.84-02	6.02-02	7.80-02	9.01-02	1.07-01	1.11-01
Pt	78	6.86-02	4.52-02	4.20-02	4.87-02	6.06-02	7.86-02	9.08-02	1.08-01	1.12-01
Au	79	6.95-02	4.57-02	4.24-02	4.93-02	6.14-02	7.95-02	9.19-02	1.09-01	1.13-01
Hg	80	6.99-02	4.57-02	4.25-02	4.94-02	6.15-02	7.98-02	9.22-02	1.10-01	1.13-01
Tl	81	7.03-02	4.58-02	4.25-02	4.94-02	6.16-02	8.00-02	9.24-02	1.10-01	1.14-01
Pb	82	7.10-02	4.61-02	4.27-02	4.97-02	6.21-02	8.06-02	9.31-02	1.11-01	1.15-01
Bi	83	7.21-02	4.66-02	4.32-02	5.03-02	6.28-02	8.15-02	9.42-02	1.12-01	1.16-01
Po	84	7.39-02	4.75-02	4.40-02	5.12-02	6.40-02	8.32-02	9.61-02	1.15-01	1.18-01
At	85	7.54-02	4.82-02	4.46-02	5.20-02	6.49-02	8.44-02	9.76-02	1.16-01	1.20-01
Rn	86	7.30-02	4.65-02	4.30-02	5.01-02	6.26-02	8.14-02	9.42-02	1.12-01	1.16-01
Fr	87	7.45-02	4.72-02	4.36-02	5.08-02	6.35-02	8.26-02	9.56-02	1.14-01	1.18-01
Ra	88	7.53-02	4.75-02	4.38-02	5.10-02	6.38-02	8.31-02	9.61-02	1.15-01	1.19-01
Ac	89	7.69-02	4.82-02	4.44-02	5.17-02	6.47-02	8.43-02	9.75-02	1.16-01	1.20-01
Th	90	7.71-02	4.81-02	4.42-02	5.15-02	6.45-02	8.40-02	9.72-02	1.16-01	1.20-01
Pa	91	7.94-02	4.93-02	4.52-02	5.26-02	6.59-02	8.60-02	9.95-02	1.19-01	1.23-01
U	92	7.90-02	4.88-02	4.46-02	5.19-02	6.51-02	8.49-02	9.83-02	1.17-01	1.21-01
Np	93	8.13-02	4.99-02	4.56-02	5.30-02	6.65-02	8.68-02	1.01-01	1.20-01	1.24-01
Pu	94	8.26-02	5.05-02	4.60-02	5.34-02	6.71-02	8.76-02	1.01-01	1.21-01	1.25-01
Am	95	8.33-02	5.06-02	4.60-02	5.34-02	6.70-02	8.77-02	1.02-01	1.21-01	1.25-01
Cm	96	8.41-02	5.08-02	4.60-02	5.34-02	6.70-02	8.77-02	1.02-01	1.21-01	1.26-01
Bk	97	8.62-02	5.18-02	4.68-02	5.42-02	6.81-02	8.92-02	1.03-01	1.24-01	1.28-01
Cf	98	8.70-02	5.20-02	4.68-02	5.42-02	6.81-02	8.92-02	1.04-01	1.24-01	1.28-01
Es	99	8.89-02	5.28-02	4.74-02	5.48-02	6.89-02	9.04-02	1.05-01	1.25-01	1.29-01
Fm	100	8.94-02	5.28-02	4.72-02	5.45-02	6.86-02	9.00-02	1.05-01	1.25-01	1.29-01

CLASSIFICATION OF ELECTROMAGNETIC RADIATION

Hans Dolezalek

Basic Conversions:

$$c = \lambda \nu = v/k$$

$$\nu = c/\lambda = ck$$

$$\lambda = c/\nu = 1/k$$

$$k = \nu/c = 1/\lambda$$

$$c = \text{speed of light} = 2.99792458 \times 10^8 \text{ m/s}$$

Frequency (ν)	Wavelength (λ)	Wave number (k)	Names of bands	Approximate photon energies
$3 \times 10^0 - 3 \times 10^1 \text{ Hz}$ 3 – 30 Hz	$10^8 - 10^7 \text{ m}$ 100 – 10 Mm	$10^{-8} - 10^{-7} \text{ m}^{-1}$ $10 - 100 \text{ Gm}^{-1}$	ELF-(ELF 1), ITU band no. 1	
$3 \times 10^1 - 3 \times 10^2 \text{ Hz}$ 30 – 300 Hz	$10^7 - 10^6 \text{ m}$ 10 – 1 Mm	$10^{-7} - 10^{-6} \text{ m}^{-1}$ $100 \text{ Gm}^{-1} - 1 \text{ Mm}^{-1}$	SLF-(ELF 2), ITU band no. 2, megameter waves	
$3 \times 10^2 - 3 \times 10^3 \text{ Hz}$ 300 Hz – 3 kHz	$10^6 - 10^5 \text{ m}$ 1 Mm – 100 km	$10^{-6} - 10^{-5} \text{ m}^{-1}$ $1 - 10 \text{ Mm}^{-1}$	ULF-(ELF 3), ITU band no. 3	
$3 \times 10^3 - 3 \times 10^4 \text{ Hz}$ 3 – 30 kHz	$10^5 - 10^4 \text{ m}$ 100 – 10 km	$10^{-5} - 10^{-4} \text{ m}^{-1}$ $10 - 100 \text{ Mm}^{-1}$	VLF, ITU band no. 4, myriameter waves	
$3 \times 10^4 - 3 \times 10^5 \text{ Hz}$ 30 – 300 kHz	$10^4 - 10^3 \text{ m}$ 10 – 1 km	$10^{-4} - 10^{-3} \text{ m}^{-1}$ $100 \text{ Mm}^{-1} - 1 \text{ km}^{-1}$	LF, ITU band no. 5, kilometer waves	
$3 \times 10^5 - 3 \times 10^6 \text{ Hz}$ 300 kHz – 3 MHz	$10^3 - 10^2 \text{ m}$ 1 km – 100 m	$10^{-3} - 10^{-2} \text{ m}^{-1}$ $1 - 10 \text{ km}^{-1}$	MF, ITU band no. 6, hectometer waves	
$3 \times 10^6 - 3 \times 10^7 \text{ Hz}$ 3 – 30 MHz	$10^2 - 10^1 \text{ m}$ 100 – 10 m	$10^{-2} - 10^{-1} \text{ m}^{-1}$ $10 - 100 \text{ km}^{-1}$	HF, ITU band no. 7, decameter waves	
$3 \times 10^7 - 3 \times 10^8 \text{ Hz}$ 30 – 300 MHz	$10^1 - 10^0 \text{ m}$ 10 – 1 m	$10^{-1} - 10^0 \text{ m}^{-1}$ $100 \text{ km}^{-1} - 1 \text{ mm}^{-1}$	VHF, ITU band no. 8, meter waves	
$3 \times 10^8 - 3 \times 10^9 \text{ Hz}$ 300 MHz – 3 GHz	$10^0 - 10^{-1} \text{ m}$ 1 m – 100 mm	$10^0 - 10^1 \text{ m}^{-1}$ $1 - 10 \text{ m}^{-1}$	UHF, ITU band no. 9, decimeter waves ^a	
$3 \times 10^9 - 3 \times 10^{10} \text{ Hz}$ 3 – 30 GHz	$10^{-1} - 10^{-2} \text{ m}$ 100 – 10 mm	$10^1 - 10^2 \text{ m}^{-1}$ $10 - 100 \text{ m}^{-1}$	SHF, ITU band no. 10, centimeter waves ^a	
$3 \times 10^{10} - 3 \times 10^{11} \text{ Hz}$ 30 – 300 GHz	$10^{-2} - 10^{-3} \text{ m}$ 10 – 1 mm	$10^2 - 10^3 \text{ m}^{-1}$ $100 \text{ m}^{-1} - 1 \text{ mm}^{-1}$ ($1 - 10 \text{ cm}^{-1}$)	EHF, ITU band no. 11, millimeter waves	
$3 \times 10^{11} - 3 \times 10^{12} \text{ Hz}$ 300 GHz – 3 THz	$10^{-3} - 10^{-4} \text{ m}$ 1 mm – 100 μm	$10^3 - 10^4 \text{ m}^{-1}$ ($1 - 10 \text{ mm}^{-1}$) ($10 - 100 \text{ cm}^{-1}$)	Part of micrometer waves, includes part of far or thermal infrared; ITU band no. 12	
$3 \times 10^{12} - 3 \times 10^{13} \text{ Hz}$ 3 – 30 THz	$10^{-4} - 10^{-5} \text{ m}$ 100 – 10 μm	$10^4 - 10^5 \text{ m}^{-1}$ $10 - 100 \text{ mm}^{-1}$ ($100 - 1000 \text{ cm}^{-1}$)	Part of micrometer waves includes part of far (thermal) infrared	
$3 \times 10^{13} - 3 \times 10^{14} \text{ Hz}$ 30 – 300 THz	$10^{-5} - 10^{-6} \text{ m}$ 10 – 1 μm (100,000 – 10,000 Å)	$10^5 - 10^6 \text{ m}^{-1}$ $100 \text{ mm}^{-1} - 1 \mu\text{m}^{-1}$	Part of μm waves, part of infrared	$(1.6 - 16) \times 10^{-20} \text{ joule}$ {0.1 – 1 eV}
$3 \times 10^{14} - 3 \times 10^{15} \text{ Hz}$ 300 THz – 3 PHz	$10^{-6} - 10^{-7} \text{ m}$ 1 μm – 100 nm (10,000 – 1000 Å)	$10^6 - 10^7 \text{ m}^{-1}$ $1 - 10 \mu\text{m}^{-1}$	Near infrared, visible, near ultraviolet	$(1.6 - 16) \times 10^{-19} \text{ joule}$ {1 – 10 eV}
$3 \times 10^{15} - 3 \times 10^{16} \text{ Hz}$ 3 – 30 PHz	$10^{-7} - 10^{-8} \text{ m}$ 100 – 10 nm (1000 – 100 Å)	$10^7 - 10^8 \text{ m}^{-1}$ $10 - 100 \mu\text{m}^{-1}$	Part of vacuum ultraviolet	$(1.6 - 16) \times 10^{-18} \text{ joule}$ {10 – 100 eV}
$3 \times 10^{16} - 3 \times 10^{17} \text{ Hz}$ 30 – 300 PHz	$10^{-8} - 10^{-9} \text{ m}$ 10 – 1 nm (100 – 10 Å)	$10^8 - 10^9 \text{ m}^{-1}$ $100 \mu\text{m}^{-1} - 1 \text{ nm}^{-1}$	Part of soft X-rays	$(1.6 - 16) \times 10^{-17} \text{ joule}$ {100 – 1000 eV}
$3 \times 10^{17} - 3 \times 10^{18} \text{ Hz}$ 300 PHz – 3 EHz	$10^{-9} - 10^{-10} \text{ m}$ 1 nm – 100 pm (10 – 1 Å)	$10^9 - 10^{10} \text{ m}^{-1}$ $1 - 10 \text{ nm}^{-1}$	Part of soft X-rays	$(1.6 - 16) \times 10^{-16} \text{ joule}$ {1 – 10 keV}
$3 \times 10^{18} - 3 \times 10^{19} \text{ Hz}$ 3 – 30 EHz	$10^{-10} - 10^{-11} \text{ m}$ 100 – 10 pm (1 – 0.1 Å)	$10^{10} - 10^{11} \text{ m}^{-1}$ $10 - 100 \text{ nm}^{-1}$	Hard X-rays and part of soft γ -rays	$(1.6 - 16) \times 10^{-15} \text{ joule}$ {10 – 100 keV}
$3 \times 10^{19} - 3 \times 10^{20} \text{ Hz}$ 30 – 300 EHz	$10^{-11} - 10^{-12} \text{ m}$ 10 – 1 pm (0.1 – 0.01 Å)	$10^{11} - 10^{12} \text{ m}^{-1}$ $100 \text{ nm}^{-1} - 1 \text{ pm}^{-1}$	Part of soft and part of hard γ -rays (limit at 510 keV)	$(1.6 - 16) \times 10^{-14} \text{ joule}$ {100 keV – 1 MeV}
$3 \times 10^{20} - 3 \times 10^{21} \text{ Hz}$ 300 – 3000 EHz	$10^{-12} - 10^{-13} \text{ m}$ 1 pm – 100 fm (0.01 – 0.001 Å)	$10^{12} - 10^{13} \text{ m}^{-1}$ $1 - 10 \text{ pm}^{-1}$	Part of hard γ -rays and part of “cosmic” γ -rays	$(1.6 - 16) \times 10^{-13} \text{ joule}$ {1 – 10 MeV}
$3 \times 10^{21} - 3 \times 10^{22} \text{ Hz}$ 3000 – 30,000 EHz	$10^{-13} - 10^{-14} \text{ m}$ 100 – 10 fm (0.001 – 0.0001 Å)	$10^{13} - 10^{14} \text{ m}^{-1}$ $10 - 100 \text{ pm}^{-1}$	γ -rays produced by cosmic rays	$(1.6 - 16) \times 10^{-12} \text{ joule}$ {10 – 100 MeV}

Note: Abbreviations used in this table: Å—ångstrom ($1 \text{ Å} = 10^{-10} \text{ m}$); EHz—exahertz (10^{18} hertz); EHF—extremely high frequency; ELF—extremely low frequency; eV—electron volt ($1 \text{ eV} = 1.60218 \times 10^{-19} \text{ joule}$); fm—femtometer (10^{-15} m); GHz—gigahertz (10^9 hertz); Gm—gigameter (10^9 m); HF—high frequency; Hz—hertz (s^{-1}); ITU—International Telecommunications Union; keV—kiloelectron volt (10^3 eV); km—kilometer (10^3 m); LF—low frequency; m—meter; MeV—megaelectron volt (10^6 eV); MF—medium frequency; MHz—megahertz (10^6 hertz); Mm—megameter (10^6 meter); mm—millimeter (10^{-3} meter); μm —micrometer (10^{-6} meter); nm—nanometer (10^{-9} meter); PHz—petahertz (10^{15} hertz); pm—picometer (10^{-12} meter); SHF—super high frequency; SLF—super low frequency; THz—terahertz; UHF—ultra high frequency; ULF—ultra low frequency; VHF—very high frequency; VLF—very low frequency.

^a Also called “microwaves”; not to be confused with “micrometer waves”.

Letter Designations of Microwave Bands

Frequency (GHz)	Wavelength (cm)	Wavenumber (cm^{-1})	Band
1—2	30—15	0.033—0.067	L-Band
2—4	15—7.5	0.067—0.133	S-Band
4—8	7.5—3.7	0.133—0.267	C-Band
8—12	3.7—2.5	0.267—0.4	X-Band
12—18	2.5—1.7	0.4—0.6	Ku-Band
18—27	1.7—1.1	0.6—0.9	K-Band
27—40	1.1—0.75	0.9—1.33	Ka-Band

SENSITIVITY OF THE HUMAN EYE TO LIGHT OF DIFFERENT WAVELENGTHS

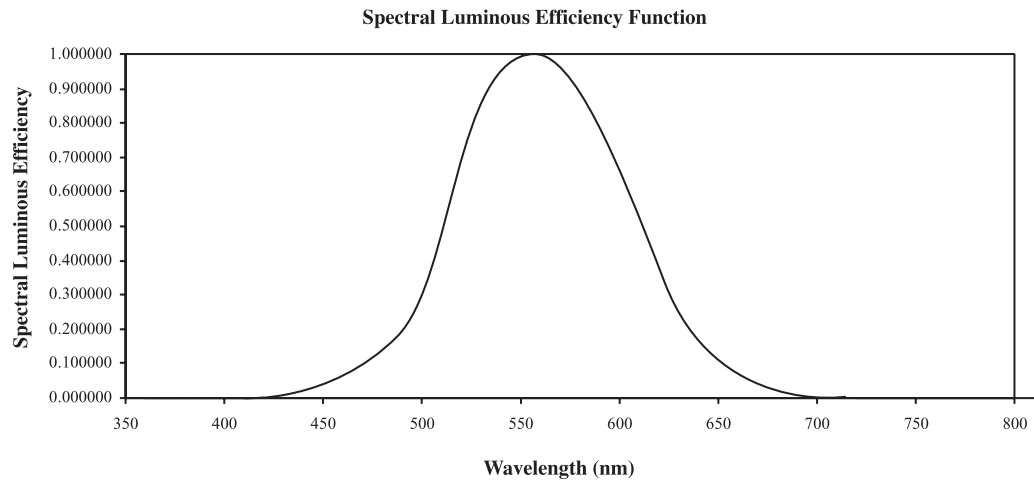
The human eye responds to electromagnetic radiation in the wavelength range from about 360 nm (violet) to 820 nm (red), with a peak sensitivity near 555 nm (green). While the detailed shape of this response curve depends on the individual person, studies on representative samples of human subjects have led to adoption of a standard function relating the perceived brightness (luminous flux) to the actual power of the spectral radiation. This function is referred to as $V(\lambda)$, the photopic spectral luminous efficiency function, and it plays an important role in photometry.

The function $V(\lambda)$, as adopted by the International Commission on Illumination (CIE), is tabulated and plotted below.

References

1. *The Basis for Physical Photometry*, CIE Publication #18.2, 1983.
2. *CIE Standard Colorimetric Observers*, ISO/CIE #10527, 1991.
3. *Kaye and Laby Tables of Physical and Chemical Constants, Sixteenth Edition*, Longman Group Ltd., Harlow, Essex, 1995.

λ/nm	$V(\lambda)$	λ/nm	$V(\lambda)$	λ/nm	$V(\lambda)$
360	0.000004	520	0.710000	670	0.032000
370	0.000012	530	0.862000	680	0.017000
380	0.000039	540	0.954000	690	0.008210
390	0.000120	550	0.994950	700	0.004102
400	0.000396	555	1.000000	710	0.002091
410	0.001210	560	0.995000	720	0.001047
420	0.004000	570	0.952000	730	0.000520
430	0.011600	580	0.870000	740	0.000249
440	0.023000	590	0.757000	750	0.000120
450	0.038000	600	0.631000	760	0.000060
460	0.060000	610	0.503000	770	0.000030
470	0.090980	620	0.381000	780	0.000015
480	0.139020	630	0.265000	790	0.000007
490	0.208020	640	0.175000	800	0.000004
500	0.323000	650	0.107000	810	0.000002
510	0.503000	660	0.061000	820	0.000001



BLACKBODY RADIATION

The total power radiated from an ideal blackbody and the wavelength corresponding to maximum power are given here as a function of absolute temperature. Constants used in the calculation are taken from the table “Fundamental Physical Constants”

in Section 1. The radiated power in a band $\Delta\lambda$ at λ_{\max} may be calculated from:

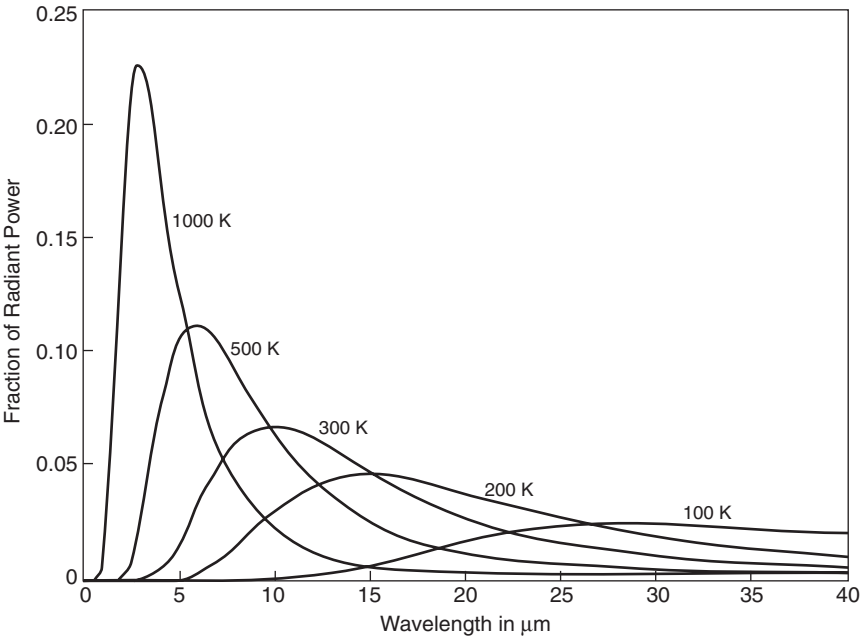
$$P_{\max} = 0.657548 (\Delta\lambda/\lambda_{\max}) P_{\text{tot}}$$

T/K	P_{tot}	$\lambda_{\max}/\mu\text{m}$	T/K	P_{tot}	$\lambda_{\max}/\mu\text{m}$	T/K	P_{tot}	$\lambda_{\max}/\mu\text{m}$
50	0.354 W/m ²	57.955	740	17.004	3.916	1520	302.689	1.906
100	5.671	28.978	750	17.942	3.864	1540	318.937	1.882
150	28.707	19.318	760	18.918	3.813	1560	335.831	1.858
200	90.728	14.489	770	19.934	3.763	1580	353.387	1.834
250	221.504	11.591	780	20.989	3.715	1600	371.623	1.811
273	314.973	10.614	790	22.087	3.668	1620	390.555	1.789
280	348.541	10.349	800	23.226	3.622	1640	410.202	1.767
290	401.064	9.992	810	24.410	3.577	1660	430.581	1.746
300	459.311	9.659	820	25.638	3.534	1680	451.710	1.725
310	523.684	9.348	830	26.911	3.491	1700	473.607	1.705
320	594.596	9.055	840	28.232	3.450	1720	496.290	1.685
330	672.478	8.781	850	29.600	3.409	1740	519.779	1.665
340	757.771	8.523	860	31.018	3.369	1760	544.093	1.646
350	850.931	8.279	870	32.486	3.331	1780	569.249	1.628
360	952.428	8.049	880	34.006	3.293	1800	595.267	1.610
370	1.063 kW/m ²	7.832	890	35.578	3.256	1820	622.168	1.592
380	1.182	7.626	900	37.204	3.220	1840	649.970	1.575
390	1.312	7.430	910	38.886	3.184	1860	678.694	1.558
400	1.452	7.244	920	40.623	3.150	1880	708.359	1.541
410	1.602	7.068	930	42.418	3.116	1900	738.987	1.525
420	1.764	6.899	940	44.272	3.083	1920	770.597	1.509
430	1.939	6.739	950	46.187	3.050	1940	803.210	1.494
440	2.125	6.586	960	48.162	3.018	1960	836.848	1.478
450	2.325	6.439	970	50.201	2.987	1980	871.531	1.464
460	2.539	6.299	980	52.303	2.957	2000	907.282	1.449
470	2.767	6.165	990	54.471	2.927	2020	944.121	1.435
480	3.010	6.037	1000	56.705	2.898	2040	982.071	1.420
490	3.269	5.914	1020	61.379	2.841	2060	1.021 MW/m ²	1.407
500	3.544	5.796	1040	66.337	2.786	2080	1.061	1.393
510	3.836	5.682	1060	71.589	2.734	2100	1.103	1.380
520	4.146	5.573	1080	77.147	2.683	2120	1.145	1.367
530	4.474	5.467	1100	83.022	2.634	2140	1.189	1.354
540	4.822	5.366	1120	89.227	2.587	2160	1.234	1.342
550	5.189	5.269	1140	95.773	2.542	2180	1.281	1.329
560	5.577	5.175	1160	102.672	2.498	2200	1.328	1.317
570	5.986	5.084	1180	109.939	2.456	2220	1.377	1.305
580	6.417	4.996	1200	117.584	2.415	2240	1.428	1.294
590	6.871	4.911	1220	125.621	2.375	2260	1.479	1.282
600	7.349	4.830	1240	134.063	2.337	2280	1.532	1.271
610	7.851	4.750	1260	142.924	2.300	2300	1.587	1.260
620	8.379	4.674	1280	152.217	2.264	2320	1.643	1.249
630	8.933	4.600	1300	161.955	2.229	2340	1.700	1.238
640	9.514	4.528	1320	172.154	2.195	2360	1.759	1.228
650	10.122	4.458	1340	182.827	2.163	2380	1.819	1.218
660	10.760	4.391	1360	193.989	2.131	2400	1.881	1.207
670	11.427	4.325	1380	205.655	2.100	2420	1.945	1.197
680	12.124	4.261	1400	217.838	2.070	2440	2.010	1.188
690	12.853	4.200	1420	230.556	2.041	2460	2.077	1.178
700	13.615	4.140	1440	243.822	2.012	2480	2.145	1.168
710	14.410	4.081	1460	257.652	1.985	2500	2.215	1.159
720	15.239	4.025	1480	272.063	1.958	2550	2.398	1.136
730	16.103	3.970	1500	287.070	1.932	2600	2.591	1.115

Atomic

T/K	P_{tot}	$\lambda_{\text{max}}/\mu\text{m}$	T/K	P_{tot}	$\lambda_{\text{max}}/\mu\text{m}$	T/K	P_{tot}	$\lambda_{\text{max}}/\mu\text{m}$
2650	2.796	1.093	3600	9.524	0.805	5100	38.362	0.568
2700	3.014	1.073	3650	10.065	0.794	5200	41.461	0.557
2750	3.243	1.054	3700	10.627	0.783	5300	44.743	0.547
2800	3.485	1.035	3750	11.214	0.773	5400	48.217	0.537
2850	3.741	1.017	3800	11.824	0.763	5500	51.889	0.527
2900	4.011	0.999	3850	12.458	0.753	5600	55.767	0.517
2950	4.294	0.982	3900	13.118	0.743	5700	59.858	0.508
3000	4.593	0.966	3950	13.804	0.734	5800	64.170	0.500
3050	4.907	0.950	4000	14.517	0.724	5900	68.712	0.491
3100	5.237	0.935	4100	16.024	0.707	6000	73.490	0.483
3150	5.583	0.920	4200	17.645	0.690	6500	101.222	0.446
3200	5.946	0.906	4300	19.386	0.674	7000	136.149	0.414
3250	6.326	0.892	4400	21.254	0.659	7500	179.418	0.386
3300	6.725	0.878	4500	23.253	0.644	8000	232.264	0.362
3350	7.142	0.865	4600	25.389	0.630	8500	296.004	0.341
3400	7.578	0.852	4700	27.670	0.617	9000	372.042	0.322
3450	8.033	0.840	4800	30.101	0.604	9500	461.867	0.305
3500	8.509	0.828	4900	32.689	0.591	10000	567.051	0.290
3550	9.006	0.816	5000	35.441	0.580			

The curves below show, for various temperatures, the fraction of radiant power as a function of wavelength. The function plotted is $P_{\lambda}/\Delta\lambda P_{\text{tot}}$, where P_{λ} is the power at wavelength λ in a small interval $\Delta\lambda$ (in μm), and P_{tot} is the total power.



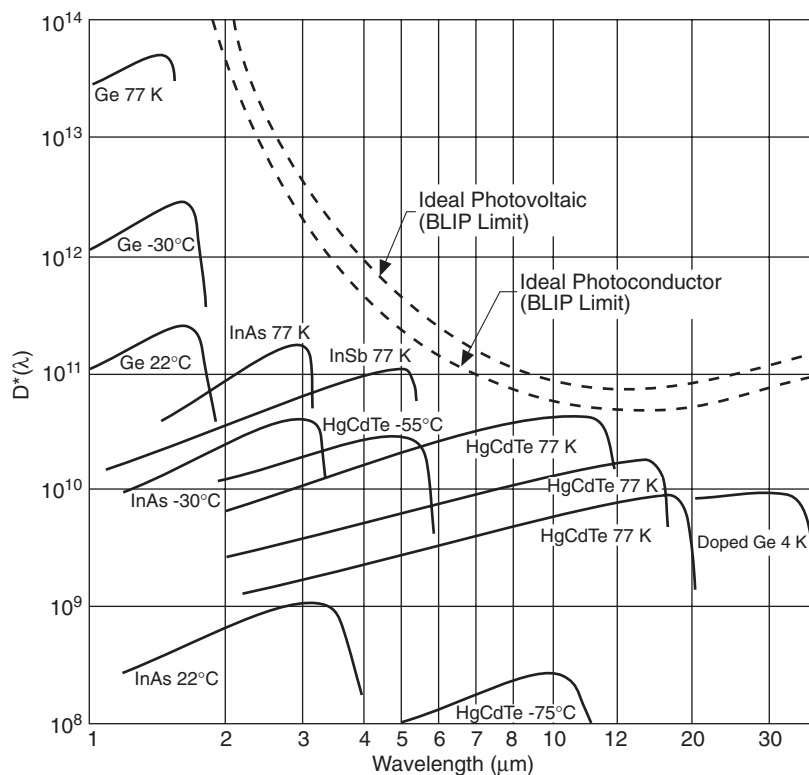
CHARACTERISTICS OF INFRARED DETECTORS

This graph summarizes the wavelength response of some semiconductors used as detectors for infrared radiation. The quantity $D^*(\lambda)$ is the signal-to-noise ratio for an incident radiant power density of 1 W/cm^2 and a bandwidth of 1 Hz (60° field of view). The Ge, InAs, and InSb detectors are photovoltaics, while the HgCdTe series are photoconductive devices. The cutoff wavelength of the latter can be varied by adjusting the relative amounts of Hg, Cd,

and Te (three examples are shown at 77 K). The graph also shows the theoretical background limited sensitivity for ideal detectors which introduce no intrinsic noise.

Reference

Infrared Detectors 1995, EG&G Judson, Montgomeryville, PA.



INDEX OF REFRACTION OF INORGANIC CRYSTALS

This table lists the index of refraction of selected crystalline inorganic compounds. When available, values are given as a function of wavelength in the range from the ultraviolet to the far infrared region. For each compound a value at 589 nm, the wavelength of the principal sodium line, is given. The data have been taken from the references indicated; in many cases, data from a reference have been refitted to generate the index of refraction at the wavelengths used in this table. All values refer to ambient temperature. Entries marked by * are based on extrapolation beyond the range of available experimental data.

Compounds belonging to the cubic crystal system have only a single refractive index value, but other systems are anisotropic, so that the crystal is characterized by two or three unique indexes. Hexagonal, rhombohedral, and tetragonal crystals have two unique indexes that are traditionally labeled n_o and n_e for "ordinary ray" and "extraordinary ray." Orthorhombic, monoclinic, and triclinic crystals are characterized by three indexes that here are called n_x , n_y , and n_z . The table indicates the crystal system for each entry in order to identify the material uniquely.

The refractive index and other optical properties for metals, semiconductors, and certain other compounds can be found in the tables "Optical Properties of Selected Elements" and "Optical Properties of Selected Inorganic and Organic Solids" in Section 12 of this *Handbook*.

References

1. Li, H. H., "Refractive Index of Alkali Halides and its Wavelength and Temperature Derivatives," *J. Phys. Chem. Ref. Data* 5, 329, 1976.
2. Li, H. H., "Refractive Index of Alkaline Earth Halides and its Wavelength and Temperature Derivatives," *J. Phys. Chem. Ref. Data* 9, 161, 1980.
3. Li, H. H., "Refractive Index of ZnS, ZnSe, and ZnTe and its Wavelength and Temperature Derivatives," *J. Phys. Chem. Ref. Data* 13, 103, 1984.
4. Shannon, R. D., Shannon, R. C., Medenbach, O., and Fischer, R. X., "Refractive Index and Dispersion of Fluorides and Oxides," *J. Phys. Chem. Ref. Data* 31, 931, 2002.
5. Gray, D. E., ed., *American Institute of Physics Handbook*, Sec. 6b, pp. 6–12, McGraw-Hill, New York, 1972.
6. *Landolt-Börnstein Numerical Data and Functional Relationships in Science and Technology*, III/11, Elastic, Piezoelectric, Pyroelectric, Piezooptic, Electrooptic Constants, and Nonlinear Dielectric Susceptibilities of Crystals, Springer-Verlag, Berlin, 1979.
7. *Landolt-Börnstein Numerical Data and Functional Relationships in Science and Technology*, III/30A, High Frequency Properties of Dielectric Crystals. Piezooptic and Electrooptic Constants, Springer-Verlag, Berlin, 1996.
8. Weber, M. J., *CRC Handbook of Laser Science and Technology*, Vol. IV. Optical Materials. Part 2: Properties, CRC Press, Boca Raton, FL, 1986.

Compound	Crystal system	Ray	Index of Refraction at the Indicated Wavelength								Ref.
			300 nm	589 nm	750 nm	1 μ m	2 μ m	5 μ m	10 μ m	20 μ m	
AgCl	cub	n		2.0668	2.0401	2.0224	2.0062	1.9975	1.9803	1.9069	5
AlPO ₄	rhomb	n_o		1.5247	1.5203	1.5161	1.5034				6
	rhomb	n_e		1.5338	1.5290	1.5245	1.5116				6
Al ₂ O ₃	hex	n_o		1.7673							4
	hex	n_e		1.7598							4
As ₂ O ₃ ^a	cub	n		1.7537							4
BaF ₂	cub	n	1.5010	1.4744	1.4712	1.4686	1.4647	1.4511	1.4014		2
BaO	cub	n		1.9841							4
BaSO ₄	orth	n_x		1.6362							4
	orth	n_y		1.6374							4
	orth	n_z		1.6480							4
BaTiO ₃	tetr	n_o		2.4405							4
	tetr	n_e		2.3831							4
BaWO ₄	tetr	n_o		1.8426							4
	tetr	n_e		1.8405							4
BeO	hex	n_o		1.7184							4
	hex	n_e		1.7342							4
BeSO ₄ ·4H ₂ O	tetr	n_o		1.4713							4
	tetr	n_e		1.4328							4
CaCO ₃ ^b	hex	n_o	1.7216	1.6584	1.6503	1.6436	1.6249				5
	hex	n_e	1.5145	1.4864	1.4828	1.4801	1.4753				5
CaF ₂	cub	n	1.4540	1.4338	1.4311	1.4289	1.4239	1.3990	1.299		2
CaO	cub	n		1.8396							4
CaSO ₄	orth	n_x		1.5698							4
	orth	n_y		1.5755							4
	orth	n_z		1.6137							4
CaSO ₄ ·2H ₂ O	monocl	n_x		1.5207							4
	monocl	n_y		1.5227							4
	monocl	n_z		1.5304							4
CaWO ₄	tetr	n_o		1.9195							4
	tetr	n_e		1.9355							4
CdS	hex	n_o		2.507	2.390	2.334					5

Compound	Crystal system	Ray	Index of Refraction at the Indicated Wavelength								Ref.
			300 nm	589 nm	750 nm	1 μ m	2 μ m	5 μ m	10 μ m	20 μ m	
CdSe	hex	n_e		2.525	2.409	2.352					5
	hex	n_o			2.68*	2.5502	2.4682	2.4483	2.4331		7
	hex	n_e			2.69*	2.5696	2.4873	2.4676	2.4514		7
CdTe	cub	n							2.6724	2.6302	7
CeF ₃	hex	n_o		1.6183							4
	hex	n_e		1.6113							4
CsBr	cub	n	1.8047	1.6974	1.6861	1.6784	1.6711	1.6678	1.6630	1.6439	1
CsCl	cub	n	1.712	1.640	1.631	1.626	1.620	1.616	1.606	1.563	1
CsClO ₄	orth	n_x		1.4752							4
	orth	n_y		1.4788							4
	orth	n_z		1.4804							4
CsF	cub	n	1.506	1.477	1.474	1.472	1.469*	1.461*	1.436*	1.32*	1
CsI	cub	n	1.9790	1.7873	1.7694	1.7576	1.7465	1.7428	1.7396	1.7280	1
Cs ₂ SO ₄	orth	n_x		1.5598							4
	orth	n_y		1.5644							4
	orth	n_z		1.5662							4
CuBr	cub	n		2.117							7
CuCl	cub	n		1.9727	1.9391				1.9245		7
CuSO ₄ ·5H ₂ O	tricl	n_x		1.5140							4
	tricl	n_y		1.5367							4
	tricl	n_z		1.5436							4
Dy ₂ O ₃	cub	n		1.9757							4
FeF ₂	tetr	n_o		1.514							4
	tetr	n_e		1.524							4
Gd ₂ O ₃	cub	n		1.96							4
HgS	rhomb	n_o		2.9413	2.7770	2.7120	2.6305		2.6018		6
	rhomb	n_e		3.3072	3.0896	3.0050	2.8776		2.8522		6
KBr	cub	n	1.6482	1.5598	1.5498	1.5444	1.5383	1.5345	1.5264	1.4924	1
KCl	cub	n	1.5455	1.4902	1.4840	1.4798	1.4753	1.4704	1.4564	1.3946	1
KClO ₄	orth	n_x		1.4730							4
	orth	n_y		1.4736							4
	orth	n_z		1.4768							4
KF	cub	n	1.380	1.362	1.360	1.358	1.355	1.344	1.304*	1.09*	1
KH ₂ AsO ₄	tetr	n_o		1.5674							7
	tetr	n_e		1.5179							7
KH ₂ PO ₄	tetr	n_o	1.5450	1.5093	1.5030	1.4957					5
	tetr	n_e	1.4977	1.4682	1.4641	1.4606					5
KI	cub	n	1.834*	1.665	1.650	1.640	1.631	1.627	1.620	1.593	1
KIO ₃	tricl	n_x		1.6959							7
	tricl	n_y		1.8317							7
	tricl	n_z		1.8343							7
KIO ₄	tetr	n_o		1.6205							4
	tetr	n_e		1.6476							4
KNbO ₃	orth	n_x		2.2480	2.3395	2.2612					7
	orth	n_y		2.3464	2.2959	2.2622					7
	orth	n_x		2.1803	2.1457	2.1288					7
K ₂ SO ₄	orth	n_x		1.4934							4
	orth	n_y		1.4947							4
	orth	n_z		1.4973							4
LaF ₃	hex	n_o		1.605							4
	hex	n_e		1.599							4
LiBr	cub	n	1.810	1.783	1.781	1.778	1.774*	1.756*	1.68*	1.33*	1
LiCl	cub	n	1.677	1.662	1.660	1.658	1.654*	1.62*	1.53*		1
LiClO ₄ ·3H ₂ O	hex	n_o		1.4832							4
	hex	n_e		1.4384							4
LiF	cub	n	1.4087	1.3921	1.3895	1.3871	1.3786	1.3266	1.1005		1
LiI	cub	n	1.979	1.955	1.952	1.950	1.948*	1.940*	1.91*	1.77*	1
LiIO ₃	hex	n_o		1.8875	1.8713	1.8589	1.8410				6
	hex	n_e		1.7400	1.7268	1.7179	1.7062				6

Compound	Crystal system	Ray	Index of Refraction at the Indicated Wavelength								Ref.
			300 nm	589 nm	750 nm	1 μ m	2 μ m	5 μ m	10 μ m	20 μ m	
LiNbO ₃	rhomb	n_o		2.3007	2.2632	2.2370					7
	rhomb	n_e		2.2116	2.1804	2.1567					7
LiTaO ₃	rhomb	n_o		2.1864	2.1590	2.1391	2.1066				7
	rhomb	n_e		2.1908	2.1634	2.1432	2.1115				7
Li ₂ SO ₄ ·H ₂ O	monocl	n_x		1.4615							4
	monocl	n_y		1.4765							4
	monocl	n_z		1.4863							4
Lu ₂ O ₃	cub	n		1.9349							4
MgF ₂	tetr	n_o	1.3930	1.3776	1.375	1.373	1.368	1.34	1.21		2
	tetr	n_e	1.4055	1.3894	1.387	1.385	1.379	1.34	1.21		2
MgO	cub	n		1.7355	1.7283	1.7228	1.7084	1.6361			5
MgSO ₄ ·7H ₂ O	orth	n_x		1.4326							4
	orth	n_y		1.4555							4
	orth	n_z		1.4607							4
MnF ₂	tetr	n_o		1.472							4
	tetr	n_e		1.501							4
NH ₄ H ₂ AsO ₄	tetr	n_o	1.6401	1.5777	1.5704	1.5583					7
	tetr	n_e	1.5754	1.5232	1.5179	1.5101					7
NH ₄ H ₂ PO ₄	tetr	n_o	1.5668	1.5247	1.5187	1.5084					7
	tetr	n_e	1.5137	1.4797	1.4754	1.4694					7
NaBr	cub	n	1.748	1.642	1.631	1.623	1.616	1.609	1.593*	1.520*	1
NaBrO ₃	cub	n		1.6168							4
NaCl	cub	n	1.6066	1.5441	1.5369	1.5320	1.5265	1.5188	1.4947	1.382*	1
NaClO ₃	cub	n		1.5151							7
NaF	cub	n	1.3424	1.3252	1.3231	1.3214	1.3179	1.3017	1.2400		1
NaH ₂ PO ₄ ·2H ₂ O	orth	n_x		1.4400							7
	orth	n_y		1.4628							7
	orth	n_z		1.4814							7
NaI	cub	n	1.93*	1.774	1.758	1.74	1.73*	1.73*	1.71*	1.66*	1
NaNO ₂	orth	n_x		1.6547							7
	orth	n_y		1.3455							7
	orth	n_z		1.4125							7
NaNO ₃	rhomb	n_o		1.5840							5
	rhomb	n_e		1.3340							5
Na ₂ HPO ₄ ·7H ₂ O	monocl	n_x		1.4411							4
	monocl	n_y		1.4423							4
	monocl	n_z		1.4525							4
Na ₂ SO ₄	orth	n_x		1.4669							4
	orth	n_y		1.4730							4
	orth	n_z		1.4809							4
NdF ₃	hex	n_o		1.6191							4
	hex	n_e		1.6132							4
Nd ₂ O ₃	cub	n		1.92							4
NiF ₂	tetr	n_o		1.526							4
	tetr	n_e		1.561							4
NiSO ₄ ·6H ₂ O	tetr	n_o		1.5107							4
	tetr	n_e		1.4870							4
PbF ₂	cub	n	1.94*	1.767	1.754	1.745	1.73	1.70	1.66	1.32	5
PbSO ₄	orth	n_x		1.8780							4
	orth	n_y		1.8834							4
	orth	n_z		1.8945							4
PrF ₃	hex	n_o		1.6207							4
	hex	n_e		1.6146							4
RbBr	cub	n	1.639	1.553	1.544	1.538	1.532	1.530	1.525	1.505*	1
RbCl	cub	n	1.549	1.493	1.487	1.483	1.479	1.475	1.465	1.424*	1
RbClO ₄	orth	n_x		1.4691							4
	orth	n_y		1.4701							4
	orth	n_z		1.4732							4
RbF	cub	n	1.428*	1.397	1.394	1.391	1.388	1.379	1.346	1.19*	1

Compound	Crystal system	Ray	Index of Refraction at the Indicated Wavelength								Ref.
			300 nm	589 nm	750 nm	1 μ m	2 μ m	5 μ m	10 μ m	20 μ m	
RbH ₂ AsO ₄	tetr	n_o	1.6183	1.5603	1.5538	1.5432					7
	tetr	n_e	1.5718	1.5232	1.5184	1.5121					7
RbH ₂ PO ₄	tetr	n_o	1.5434	1.5078	1.5021	1.4941					7
	tetr	n_e	1.5106	1.4791	1.4754	1.4704					7
RbI	cub	n	1.808	1.647	1.633	1.623	1.615	1.612	1.608	1.595	1
Rb ₂ SO ₄	orth	n_x		1.5131							4
	orth	n_y		1.5133							4
	orth	n_z		1.5144							4
Sb ₂ O ₃ ^c	cub	n		2.8017							4
Sc ₂ O ₃	cub	n		1.9943							4
SiO ₂ ^d	hex	n_o	1.5733	1.5442	1.5394	1.5350	1.5209				5
	hex	n_e	1.5882	1.5534	1.5484	1.5438	1.5291				5
SnO ₂	tetr	n_o		1.993							4
	tetr	n_e		2.088							4
SrF ₂	cub	n	1.459	1.4380	1.435	1.433	1.429	1.412	1.35		2
SrO	cub	n		1.8710							4
SrSO ₄	orth	n_x		1.6214							4
	orth	n_y		1.6231							4
	orth	n_z		1.6303							4
SrTiO ₃	cub	n		2.4082	2.3525	2.3160	2.2676	2.1205			5
SrWO ₄	tetr	n_o		1.8618							4
	tetr	n_e		1.8719							4
TbF ₃	hex	n_o		1.6034							4
	hex	n_e		1.5603							4
TeO ₂	tetr	n_o		2.2738		2.2080					7
	tetr	n_e		2.4295		2.3520					7
ThO ₂	cub	n		2.1113							4
TiO ₂ ^e	tetr	n_o		2.612	2.533	2.485	2.399	2.220			5
	tetr	n_e		2.910	2.805	2.748					5
	tetr	n_o		2.562							4
	tetr	n_e		2.489							4
TlBr	cub	n		2.418	2.350	2.289	2.103	1.984	2.339	2.322	5
TlCl	cub	n		2.247	2.198	2.145	1.986	1.891	2.193		5
TlClO ₄	orth	n_x		1.6427							4
	orth	n_y		1.6446							4
	orth	n_z		1.6542							4
Tl ₂ SO ₄	orth	n_x		1.8604							4
	orth	n_y		1.8676							4
	orth	n_z		1.8857							4
Y ₂ O ₃	cub	n		1.930							4
Yb ₂ O ₃	cub	n		1.9468							4
ZnF ₂	tetr	n_o		1.495							4
	tetr	n_e		1.525							4
ZnO	hex	n_o		2.0036	1.9662	1.9435	1.9197				7
	hex	n_e		2.0199	1.9821	1.9589	1.9330				7
ZnS ^f	cub	n		2.3691	2.3232	2.2932	2.2633				7
ZnS ^g	hex	n_o		2.372	2.331	2.303	2.26	2.25	2.20		3, 5
	hex	n_e		2.368	2.327	2.301					5
ZnSe	cub	n		2.6222	2.5384	2.4888	2.4462	2.4296	2.4065		3
ZnTe	cub	n		3.060	2.880	2.789	2.719	2.698	2.684		3
ZrSiO ₄ ^h	tetr	n_o		1.9255							4
	tetr	n_e		1.9843							4

* Provisional value based on extrapolation beyond the range of experimental data.

^a Arsenolite

^b Calcite

^c Senarmontite

^d α -Quartz

^e Rutile

^f Sphalerite

^g Wurtzite

^h Zircon

REFRACTIVE INDEX AND TRANSMITTANCE OF REPRESENTATIVE GLASSES

Typical values of the index of refraction and internal transmittance (fraction of light transmitted through a one centimeter thickness) are tabulated here for selected types of glasses, as well as for synthetic fused (vitreous) silica. Nominal compositions are given in the first part of the table. The second part gives the index of refraction, relative to air, and the internal transmittance for representative samples of each glass at wavelengths in the infrared, visible, and near-ultraviolet regions. It should be emphasized that a wide variation of these parameters may be found among subtypes of each glass. More detailed data may be found in Reference 3.

Assuming that the Lambert-Beer Law is followed, the transmittance of a glass plate of thickness d (in centimeters) can be obtained by raising the transmittance value in the table to the power d .

References

1. Weber, M. J., *CRC Handbook of Laser Science and Technology*, Vol. IV, Part 2, CRC Press, Boca Raton, FL, 1988.
2. Gray, D. E., Ed., *American Institute of Physics Handbook, Third Edition*, McGraw Hill, New York, 1972.
3. *Schott Optical Glass*, Schott Glass Technologies, Inc., 400 York Ave., Duryea, PA.
4. Kaye, G. W. C., and Laby, T. H., *Tables of Physical and Chemical Constants, 15th Edition*, Longman, London, 1986.

Type	Name	Composition in percent by mass									
		SiO ₂	B ₂ O ₃	Al ₂ O ₃	Na ₂ O	K ₂ O	CaO	BaO	ZnO	PbO	P ₂ O ₅
PK	Phosphate crown		3	10		12	5				70
PSK	Dense phosphate crown		3	5			4	28			60
BK	Borosilicate crown	70	10		8	8	1	3			
K	Crown	74			9	11	6				
ZK	Zinc crown	71			17				12		
BaK	Barium crown	60	3		3	10		19	5		
SK	Dense crown	39	15	5				41			
KF	Crown flint	67		2	16				3	12	
BaLF	Barium light flint	51			6	5		20	14	4	
SSK	Extra dense crown	35	10	5				42	8		
LLF	Extra light flint	63			5	8				24	
BaF	Barium flint	46				8		16	8	22	
LF	Light flint	53			5	8				34	
F	Flint	47			2	7				44	
BaSF	Dense barium flint	43			1	7		11	5	33	
SF	Dense flint	33				5				62	
KzFS	Short flint										
SiO ₂	Fused silica	100									

Type	Index of refraction				Transmittance of 1 cm plate			
	1.060 μ m	546.1 nm	365.0 nm	312.6 nm	1.060 μ m	546.1 nm	365.0 nm	310 nm
PK	1.51519	1.52736	1.54503	1.5574	0.997	0.998	0.987	0.46
PSK	1.54154	1.55440	1.57342	1.5868	0.996	0.998	0.984	0.46
BK	1.50669	1.51872	1.53627	1.5486	0.999	0.998	0.987	0.35
K	1.50091	1.51314	1.53189	1.5454	0.998	0.998	0.988	0.40
ZK	1.52220	1.53534	1.55588	1.5708	0.996	0.998	0.976	0.27
BaK	1.55695	1.57124	1.59407	1.6108	0.998	0.997	0.986	0.28
SK	1.59490	1.60994	1.63398		0.998	0.998	0.959	0.28
KF	1.50586	1.51978	1.54251	1.5600	0.998	0.996	0.989	0.49
BaLF	1.57579	1.59166	1.61804		0.996	0.998	0.933	0.010
SSK	1.60402	1.61993	1.64595		0.999	0.998	0.915	0.010
LaK	1.69710	1.71616	1.74573		0.999	0.998	0.882	0.17
LLF	1.52775	1.54344	1.57038		0.998	0.997	0.990	0.32
BaF	1.56873	1.58565	1.61524		0.999	0.997	0.992	0.004
LF	1.56594	1.58482	1.61926		0.999	0.998	0.981	0.008
F	1.58636	1.60718	1.64606		0.997	0.998	0.959	
BaSF	1.60889	1.62987	1.66926		0.999	0.998	0.857	
SF	1.71350	1.74620	1.8145		0.998	0.997	0.650	
KzFS	1.59680	1.61639	1.64849	1.6739		0.998	0.672	0.012
SiO ₂	1.44968	1.46008	1.47435 ^a	1.53430 ^b				

^a At 366.3 nm.

^b At 213.9 nm.

INDEX OF REFRACTION OF WATER

This table gives the index of refraction of liquid water at atmospheric pressure, relative to a vacuum, at several temperatures and wavelengths. It is generated from the formulation in Reference 1, which covers a wide range of temperature, pressure, and wavelength. The wavelengths listed here correspond to prominent lines of cadmium (226.50 and 361.05 nm), potassium (404.41 nm), sodium (589.00 nm), Ne (632.80 nm, from a helium - neon laser), and mercury (1.01398 μm).

References

1. Schiebener, P., Straub, J., Levelt Sengers, J. M. H., and Gallagher, J. S., *J. Phys. Chem. Ref. Data*, 19, 677, 1990; 19, 1617, 1990.
2. Marsh, K. N., Editor, *Recommended Reference Materials for the Realization of Physicochemical Properties*, Blackwell Scientific Publications, Oxford, 1987.

$t/^{\circ}\text{C}$	226.50 nm	361.05 nm	404.41 nm	589.00 nm	632.80 nm	1.01398 μm
0	1.39450	1.34896	1.34415	1.33432	1.33306	1.32612
10	1.39422	1.34870	1.34389	1.33408	1.33282	1.32591
20	1.39336	1.34795	1.34315	1.33336	1.33211	1.32524
30	1.39208	1.34682	1.34205	1.33230	1.33105	1.32424
40	1.39046	1.34540	1.34065	1.33095	1.32972	1.32296
50	1.38854	1.34373	1.33901	1.32937	1.32814	1.32145
60	1.38636	1.34184	1.33714	1.32757	1.32636	1.31974
70	1.38395	1.33974	1.33508	1.32559	1.32438	1.31784
80	1.38132	1.33746	1.33284	1.32342	1.32223	1.31576
90	1.37849	1.33501	1.33042	1.32109	1.31991	1.31353
100	1.37547	1.33239	1.32784	1.31861	1.31744	1.31114

INDEX OF REFRACTION OF LIQUIDS FOR CALIBRATION PURPOSES

This table gives the index of refraction of six liquids that are available in highly pure form and whose index of refraction has been accurately measured as a function of wavelength and temperature. They are therefore useful for calibration of refractometers. The estimated uncertainty in the values is:

2,2,4-Trimethylpentane	±0.00003
Hexadecane	±0.00008
<i>trans</i> -Bicyclo[4.0.0]decane	±0.00008
1-Methylnaphthalene	±0.00008
Toluene	±0.00003
Methylcyclohexane	±0.00003

Full details are given in the references. This table is reprinted from Reference 1 by permission of the International Union of Pure and Applied Chemistry.

References

1. Marsh, K. N., Editor, *Recommended Reference Materials for the Realization of Physicochemical Properties*, Blackwell Scientific Publications, Oxford, 1987.
2. Tilton, L. W., *J. Opt. Soc. Am.*, 32, 71, 1941.

λ nm	2,2,4-Trimethylpentane			Hexadecane		
	20 °C	25 °C	30 °C	20 °C	25 °C	30 °C
667.81	1.38916	1.38670	1.38424	1.43204	1.43001	1.42798
656.28	1.38945	1.38698	1.38452	1.43235	1.43032	1.42829
589.26	1.39145	1.38898	1.38650	1.43453	1.43250	1.43047
546.07	1.39316	1.39068	1.38820	1.43640	1.43436	1.43232
501.57	1.39544	1.39294	1.39044	1.43888	1.43684	1.43480
486.13	1.39639	1.39389	1.39138	1.43993	1.43788	1.43583
435.83	1.40029	1.39776	1.39523	1.44419	1.44213	1.44007

λ nm	<i>trans</i> -Bicyclo[4.4.0]decane			1-Methylnaphthalene		
	20 °C	25 °C	30 °C	20 °C	25 °C	30 °C
667.81	1.46654	1.46438	1.46222	1.60828	1.60592	1.60360
656.28	1.46688	1.46472	1.46256	1.60940	1.60703	1.60471
589.26	1.46932	1.46715	1.46498	1.61755	1.61512	1.61278
546.07	1.47141	1.46923	1.46705	1.62488	1.62240	1.62005
501.57	1.47420	1.47200	1.46980	1.63513	1.63259	1.63022
486.13	1.47535	1.47315	1.47095	1.63958	1.63701	1.63463
435.83	1.48011	1.47789	1.47567		1.65627	1.65386

λ nm	Toluene			Methylcyclohexane		
	20 °C	25 °C	30 °C	20 °C	25 °C	30 °C
667.81	1.49180	1.48903	1.48619	1.42064	1.41812	1.41560
656.28	1.49243	1.48966	1.48682	1.42094	1.41842	1.41591
589.26	1.49693	1.49413	1.49126	1.42312	1.42058	1.41806
546.07	1.50086	1.49803	1.49514	1.42497	1.42243	1.41989
501.57	1.50620	1.50334	1.50041	1.42744	1.42488	1.42233
486.13	1.50847	1.50559	1.50265	1.42847	1.42590	1.42334
435.83	1.51800	1.51506	1.51206	1.43269	1.43010	1.42752

INDEX OF REFRACTION OF AIR

This is a table of the index of refraction n of dry air at 15 °C and a pressure of 101.325 kPa and containing 0.045% by volume of carbon dioxide (“standard air”). The index of refraction is defined by $n = \lambda_{\text{vac}}/\lambda_{\text{air}}$ where λ is the wavelength of the radiation. The index is calculated from the expression

$$(n-1) \times 10^8 = 8342.54 + 2406147(130 - \sigma^2)^{-1} + 15998(38.9 - \sigma^2)^{-1}$$

where $\sigma = 1/\lambda_{\text{vac}}$ and λ_{vac} has units of μm . The equation is valid for λ_{vac} from 200 nm to 2 μm . The table also gives the correction $(n-1)\lambda_{\text{air}}$ that must be added to the wavelength in air to obtain λ_{vac} .

If the air is at a temperature t in °C (ITS-90) and a pressure p in pascals, a value of $(n-1)$ from this table should be multiplied by

$$p[1 + p(60.1 - 0.972t) \times 10^{-10}]/96095.43(1 + 0.003661t)$$

References

1. Birch, K. P., and Downs, M. J., *Metrologia*, 31, 315, 1994.
2. Edlen, B., *Metrologia* 2, 71, 1966.

λ_{vac}	$(n-1) \times 10^8$	$\lambda_{\text{vac}} - \lambda_{\text{air}}$	λ_{vac}	$(n-1) \times 10^8$	$\lambda_{\text{vac}} - \lambda_{\text{air}}$	λ_{vac}	$(n-1) \times 10^8$	$\lambda_{\text{vac}} - \lambda_{\text{air}}$
200 nm	32409	0.06480 nm	540	27804	0.15010	880	27462	0.24160
210	31748	0.06665	550	27784	0.15277	890	27458	0.24431
220	31226	0.06868	560	27765	0.15544	900	27454	0.24701
230	30801	0.07082	570	27747	0.15811	910	27449	0.24972
240	30447	0.07305	580	27730	0.16079	920	27445	0.25243
250	30148	0.07535	590	27714	0.16347	930	27441	0.25513
260	29892	0.07769	600	27698	0.16614	940	27437	0.25784
270	29670	0.08009	610	27684	0.16882	950	27434	0.26055
280	29477	0.08251	620	27670	0.17151	960	27430	0.26326
290	29307	0.08497	630	27657	0.17419	970	27427	0.26597
300	29157	0.08745	640	27644	0.17688	980	27423	0.26868
310	29023	0.08995	650	27632	0.17956	990	27420	0.27138
320	28904	0.09247	660	27621	0.18225			
330	28796	0.09500	670	27610	0.18494	1.00 μm	27417	0.0002741
340	28700	0.09755	680	27600	0.18763	1.05	27402	0.0002876
350	28612	0.10011	690	27590	0.19032	1.10	27390	0.0003012
360	28532	0.10269	700	27581	0.19301	1.15	27379	0.0003148
370	28460	0.10527	710	27572	0.19570	1.20	27370	0.0003283
380	28393	0.10786	720	27563	0.19840	1.25	27361	0.0003419
390	28332	0.11046	730	27555	0.20109	1.30	27354	0.0003555
400	28276	0.11307	740	27547	0.20379	1.35	27347	0.0003691
410	28224	0.11569	750	27539	0.20649	1.40	27341	0.0003827
420	28177	0.11831	760	27532	0.20918	1.45	27336	0.0003963
430	28132	0.12094	770	27525	0.21188	1.50	27331	0.0004099
440	28091	0.12357	780	27518	0.21458	1.55	27327	0.0004234
450	28053	0.12620	790	27511	0.21728	1.60	27323	0.0004370
460	28018	0.12885	800	27505	0.21998	1.65	27319	0.0004506
470	27985	0.13149	810	27499	0.22268	1.70	27316	0.0004642
480	27954	0.13414	820	27493	0.22538	1.75	27313	0.0004778
490	27925	0.13679	830	27488	0.22808	1.80	27310	0.0004914
500	27897	0.13945	840	27482	0.23079	1.85	27307	0.0005050
510	27872	0.14211	850	27477	0.23349	1.90	27305	0.0005187
520	27848	0.14477	860	27472	0.23619	1.95	27303	0.0005323
530	27825	0.14743	870	27467	0.23890	2.00	27301	0.0005459

INDEX OF REFRACTION OF GASES

This table gives the index of refraction of several gases at selected wavelengths ranging from the blue to the red region of the spectrum. The entries at 0.5893 μm correspond to the prominent sodium D line in the yellow region. All values refer to gas at a pressure of one atmosphere (101.325 kPa) and at a temperature of 0 °C.

References

1. Gray, D. E., ed., *American Institute of Physics Handbook, 3rd Edition*, p. 6-110, McGraw-Hill, New York, 1972.
2. Forsythe, W. E., *Smithsonian Physical Tables, Ninth Edition*, p. 533, Smithsonian Institution, Washington, 1954.
3. *Kaye and Laby Tables of Physical and Chemical Constants, Sixteenth Edition*, p. 131, Longman Group Ltd., Harlow, Essex, 1995.

Gas	Wavelength						
	0.4360 μm	0.4861 μm	0.5461 μm	0.5790 μm	0.5893 μm	0.6563 μm	0.6709 μm
Air	1.0002966	1.0002947	1.0002932	1.0002926	1.0002924	1.0002915	1.0002913
Ar					1.000281		
CH ₄					1.000444		
Cl ₂					1.000773		
CO ₂	1.0004563		1.0004506		1.0004493		1.0004471
H ₂	1.0001418	1.0001406	1.0001397	1.0001393	1.0001392	1.0001387	1.0001385
He					1.000036		
N ₂		1.0003012	1.0002998		1.0002990	1.0002982	
N ₂ O					1.000516		
NO					1.000297		
O ₂	1.0002743	1.0002734	1.0002717	1.0002710	1.0002709	1.0002698	1.0002683
SO ₂					1.000686		

CHARACTERISTICS OF LASER SOURCES

William F. Krupke

Light amplification by stimulated emission of radiation was first demonstrated by Maiman in 1960, the result of a population inversion produced between energy levels of chromium ions in a ruby crystal when irradiated with a xenon flashlamp. Since then population inversions and coherent emission have been generated in literally thousands of substances (neutral and ionized gases, liquids, and solids) using a variety of incoherent excitation techniques (optical pumping, electrical discharges, gas-dynamic flow, electron-beams, chemical reactions, nuclear decay).

The extrema of laser output parameters that have been demonstrated to date and the laser media used are summarized in Table 1. Note that the extreme power and energy parameters listed in this table were attained with laser systems rather than with simple laser oscillators.

Laser sources are commonly classified in terms of the state-of-matter of the active medium: gas, liquid, and solid. Each of these classes is further subdivided into one or more types as shown in Table 2. A well-known representative example of each type of laser is also given in Table 2 together with its nominal operation wavelength and the methods by which it is pumped.

The various lasers together cover a wide spectral range from the far ultraviolet to the far infrared. The particular wavelength of emission (usually a narrow line) is presented for some six dozen lasers in Figures 1A and 1B.

By suitably designing the excitation source and/or by controlling the laser resonator structure, laser systems can provide continuous or pulsed radiation as shown in Table 3.

Besides the method of excitation and the temporal behavior of a laser, there are many other parameters that characterize its operation and efficiency, as shown in Tables 4 and 5.

Although many lasers only emit in one or more narrow spectral "lines," an increasing number of lasers can be tuned by changing the composition or the pressure of the medium, or by varying the wavelength of the pump bands. The spectral regions in which these tunable lasers operate are presented in Figure 2.

Reference

Krupke, W. F., in *Handbook of Laser Science and Technology*, Vol. I, Weber, M. J., Ed., CRC Press, Boca Raton, FL, 1986.

TABLE 1. Extrema of Output Parameters of Laser Devices or Systems

Parameter	Value	Laser medium
Peak power	1×10^{14} W(collimated)	Nd:glass
Peak power density	10^{18} W/cm ² (focused)	Nd:glass
Pulse energy	$>10^5$ J	CO ₂ , Nd:glass
Average power	10^5 W	CO ₂
Pulse duration	3×10^{-15} s continuous wave (cw)	Rh6G dye; various gases, liquids, solids
Wavelength	60 nm \leftrightarrow 385 μ m	Many required
Efficiency (nonlaser pumped)	70%	CO
Beam quality	Diffraction limited	Various gases, liquids, solids
Spectral linewidth	20 Hz (for 10^{-1} s)	Neon-helium
Spatial coherence	10 m	Ruby

TABLE 2. Classes, Types, and Representative Examples of Laser Sources

Class	Type (characteristic)	Representative example	Nominal operating wavelength (nm)	Method(s) of excitation
Gas	Atom, neutral (electronic transition)	Neon-Helium (Ne-He)	633	Glow discharge
	Atom, ionic (electronic transition)	Argon (Ar ⁺)	488	Arc discharge
	Molecule, neutral (electronic transition)	Krypton fluoride (KrF)	248	Glow discharge; e-beam
	Molecule, neutral (vibrational transition)	Carbon dioxide (CO ₂)	10600	Glow discharge; gasdynamic flow
	Molecule, neutral (rotational transition)	Methyl fluoride (CH ₃ F)	496000	Laser pumping
Liquid	Molecule, ionic (electronic transition)	Nitrogen ion (N ₂ ⁺)	420	E-beam
	Organic solvent (dye-chromophore)	Rhodamine dye (Rh6G)	580–610	Flashlamp; laser pumping
	Organic solvent (rare earth chelate)	Europium:TTF	612	Flashlamp
	Inorganic solvent (trivalent rare earth ion)	Neodymium:POCl ₄	1060	Flashlamp
	Insulator, crystal (impurity)	Neodymium:YAG	1064	Flashlamp, arc lamp
Solid	Insulator, crystal (stoichiometric)	Neodymium:UP(NdP ₅ O ₁₄)	1052	Flashlamp
	Insulator, crystal (color center)	F ₂ :LiF	1120	Laser pumping
	Insulator, amorphous (impurity)	Neodymium:glass	1061	Flashlamp
	Semiconductor (p-n junction)	GaAs	820	Injection current
	Semiconductor (electron-hole plasma)	GaAs	890	E- beam, laser pumping

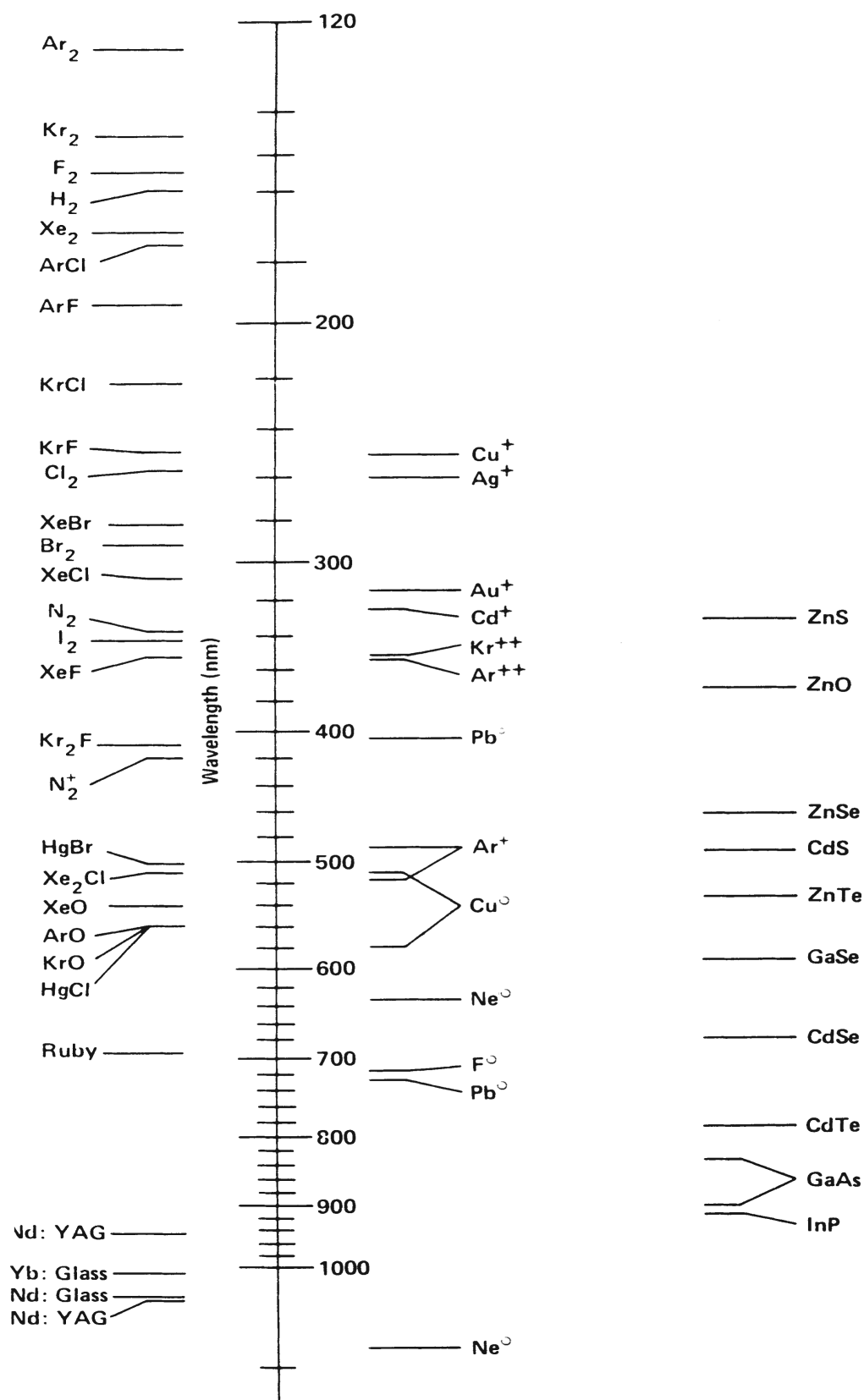


FIGURE 1A. Wavelengths of lasers operating in the 120 to 1200 nm spectral region.

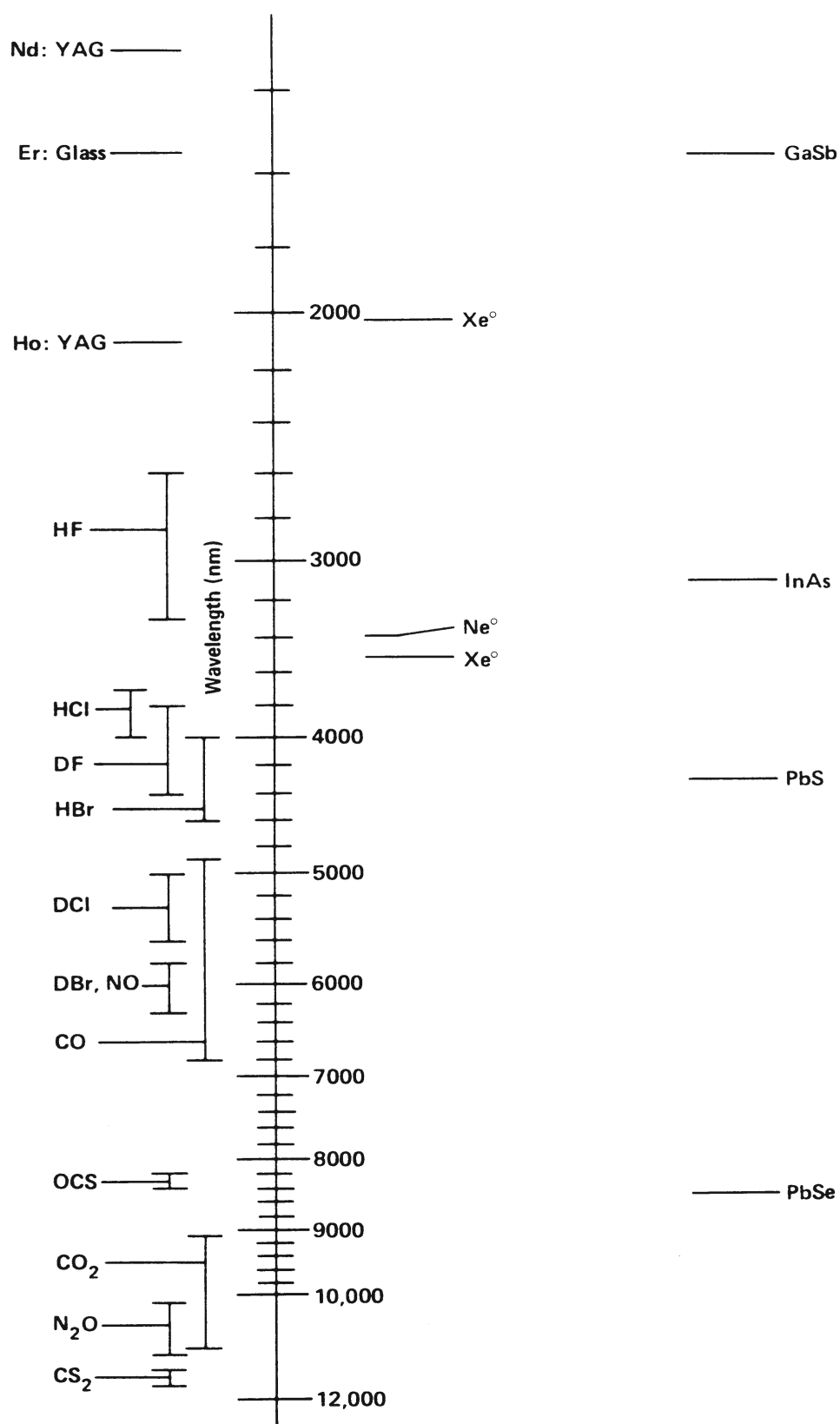


FIGURE 1B. Wavelength of lasers operating in the 1300 to 12,000 nm spectral region.

TABLE 3. Temporal Characteristics of Lasers and Laser Systems

Form	Technique	Pulse width range (s)
Continuous wave	Excitation is continuous; resonator Q is held constant at some moderate value	∞
Pulsed	Excitation is pulsed; resonator Q is held constant at some moderate value	$10^{-8} - 10^{-3}$
Q-Switched	Excitation is continuous or pulsed; resonator Q is switched from a very low value to a moderate value	$10^{-8} - 10^{-6}$
Cavity dumped	Excitation is continuous or pulsed; resonator Q is switched from a very high value to a low value	$10^{-7} - 10^{-5}$
Mode locked	Excitation is continuous or pulsed; phase or loss of the resonator modes is modulated at a rate related to the resonator transit time	$10^{-12} - 10^{-9}$

TABLE 4. Properties and Performance of Some Continuous Wave (CW) Lasers

Parameter	Unit	Gas			Liquid	Solid	
		Neon helium	Argon ion	Carbon dioxide	Rhodamine 6G dye	Nd:YAG	GaAs
Excitation method		DC discharge	DC discharge	DC discharge	Ar ⁺ laser pump	Krypton arc lamp	DC injection
Gain medium composition		Neon:helium	Argon	CO ₂ :N ₂ :He	Rh 6G:H ₂ O	Nd:YAG	p:n:GaAs
Gain medium density	Torr ions/cm ³	0.1:1.0	0.4	0.4:0.8:5.0	2(18):2(22)	1.5(20):2(22)	2(19):3(18):3(22)
Wavelength	nm	633	488	10600	590	1064	810
Laser cross-section	cm ⁻²	3(-13)	1.6(-12)	1.5(-16)	1.8(-16)	7(-19)	~6(-15)
Radiative lifetime (upper level)	s	~1(-7)	7.5(-9)	4(-3)	6.5(-9)	2.6(-4)	~1(-9)
Decay lifetime (upper level)	s	~1(-7)	~5.0(-9)	~4(-3)	6.0(-9)	2.3(-4)	~1(-9)
Gain bandwidth	nm	2(-3)	5(-3)	1.6(-2)	80	0.5	10
Type, gain saturation		Inhomogeneous	Inhomogeneous	Homogeneous	Homogeneous	Homogeneous	Homogeneous
Homogeneous saturation flux	W cm ⁻²			~20	3(5)	2.3(3)	~2(4)
Decay lifetime (lower level)	s	~1(-8)	~4(-10)	~5(-6)	<1(-12)	<1(-7)	<1(-12)
Inversion density	cm ⁻³	~1(9)	2(10)	2(15)	2(16)	6(16)	1(16)
Small signal gain coefficient	cm ⁻¹	~1(-3)	~3(-2)	1(-2)	4	5(-2)	40
Pump power density	W cm ⁻³	3	900	0.15	1(6)	150	7(7)
Output power density	W cm ⁻³	2.6(-3)	~1	2(-2)	3(5)	95	5(6)
Laser size (diameter: length)	cm:cm	0.5:100	0.3:100	5.0:600	1(-3):0.3	0.6:10	5(-4):7(-3);2(-2) ^a
Excitation current/voltage	A/V	3(-2):2(3)	30:300	0.1:1.5(4)		90:125	1.0/1.7
Excitation current density	A cm ⁻²	0.15	600	6(-3)		140	4.5(3)
Excitation power	W	60	9(3)	1.5(3)	4	1.1(4)	1.7
Output power	W	0.06	10	240	0.3	300	0.12
Efficiency ^b	%	0.1	0.1	13	7	2.6	7

^a Junction thickness:width:length.^b Pressure dependent.

TABLE 5. Properties and Performance of Some Pulsed Lasers

Parameter	Unit	Gas				Liquid	Solid	
		Carbon dioxide		Krypton fluoride		Rhodamine 6G	Nd:YAG	Nd:glass
Excitation method		TEA-discharge	E- beam/sust.	Glow discharge	E-beam	Xenon flashlamp	Xenon flashlamp	Xenon flashlamp
Gain medium composition		CO ₂ :N ₂ :He	CO ₂ :N ₂ :He	He:Kr:F ₂	Ar:Kr:F ₂	Rh6G:alcohol	Nd:YAG	Nd:Glass
Gain medium density	torr	100:50:600	240:240:320	1070:70:3	1235:52:3			—
	ions/cm ³					1(18):1.5(22)	1.5(20):1(22)	3(20):2(22)
Wavelength	nm	10600	10600	249	249	590	1064	1061
Laser cross-section	cm ⁻²	2(-18)	2(-18)	2(-16)	2(-16)	1.8(-16)	7(-19)	2.8(-20)
Radiative lifetime (upper level)	s	4(-3)	4(-3)	7(-9)	7(-9)	6.5(-9)	2.6(-4)	4.1(-4)
Decay lifetime (upper level)	s	~1(-4)	5(-5)	2(-9)	3(-9)	6.0(-9)	2.3(-4)	3.7(-4)
Gain bandwidth	nm	1	1	2	2	80	0.5	26
Homogeneous saturation fluence	J/cm ²	0.2	0.2	4(-3)	4(-3)	2(-3)	0.6	~5
Decay lifetime (lower level)	s	5(-8) ^a	1(-8) ^a	<1(-12)	<1(-12)	<1(-12)	<1(-7)	<1(-8)
Inversion density	cm ⁻³	3(17)	6(17)	4(14)	2(14)	2(16)	4(17)	3(18)
Small signal gain coefficient	cm ⁻¹	2(-2)	4(-2)	8–92)	4(-2)	4	0.3	8(-2)
Medium excitation energy density	J/cm ³	0.1	0.36	0.15	0.13	2.8	0.15	0.6
Output energy density	J/cm ³	2(-2)	1.8(-2)	1.5(-3)	1.2(-2)	0.85	5(-2)	2(-2)
Laser dimensions	cm: cm: cm	4.5:4.5:87	10:10:100	1.5:4.5:100	8.5:10:100	1.2:25	0.6:7.5	0.6:8.3
Excitation current/voltage	A/V	6(4)/3.3(3)	2.4(4)/4(4)	2.5(4)/1.5(5)	1.2(4)/2.5(5)	2(5)/2.5(4)		
Excitation current density	A cm ⁻²	8.5	22	170	11.5	2.6(3)		
Excitation peak power	W	2(8)	9(8)	4(9)	3(9)	5.4(9)	4(4)	9(4)
Output pulse energy	J	35	180	1	102	32	0.1	1.0
Output pulse length	s	1(-6)	4(-6)	2.5(-8)	6(-7)	3.2(-6)	2(-8)	1(-4)
Output pulse power	W	3.5(7)	4(7)	4(7)	2(8)	1(7)	5(6)	1(4)
Efficiency	%	17	5	1	10 ^b	0.2	1.5	3.7

^a Pressure dependent.^b Intrinsic efficiency ≡ energy output/energy deposited in gas.

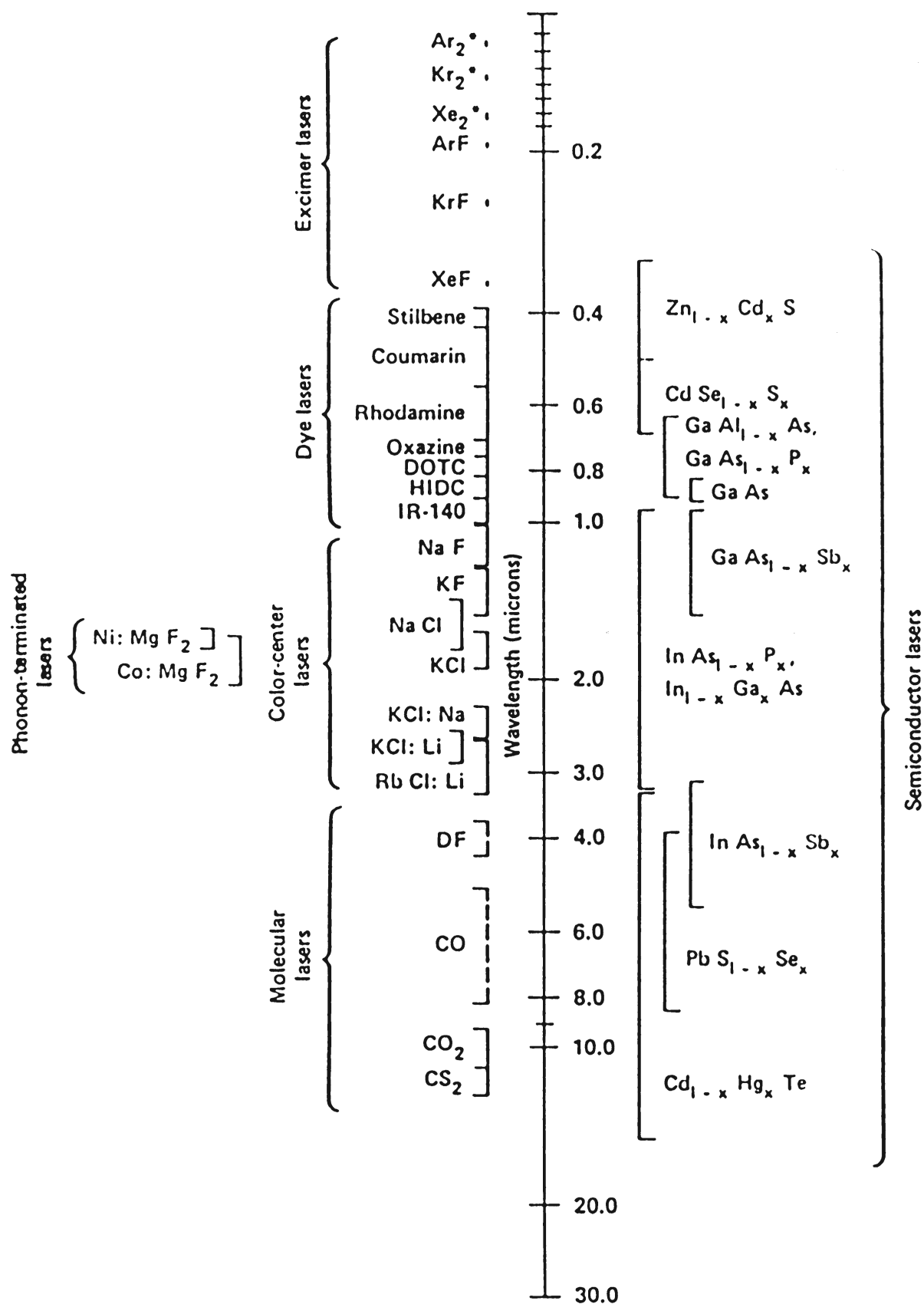


FIGURE 2. Spectral tuning ranges of various types of tunable lasers.

INFRARED LASER FREQUENCIES

Arthur Maki

The CO₂ laser has been the subject of a number of very accurate frequency measurements. Most of the earlier measurements are given by Bradley et al.¹ That analysis was based on a single absolute frequency measurement and many laser frequency differences. New measurements of the methane frequency²⁻⁴ have made it necessary to slightly revise that single absolute frequency measurement. In addition, there have been several other absolute frequency measurements⁵⁻⁷ that have been used here to improve the accuracy of the present tables. New frequency difference measurements have also been added to the database used for the present tables.⁸

References

- Bradley, L. C., Soohoo, K. L., and Freed, C., *IEEE J. Quantum Electron.*, QE-22, 234–267, 1986.
- Clairon, A., Dahmani, B., Filimon, A., and Rutman, J., *IEEE Trans. Inst. Meas.*, IM-34, 265–268, 1985.
- Weiss, C. O., Kramer, G., Lipphardt, B., and Garcia, E., *IEEE J. Quantum Electron.*, QE-24, 1970–1972, 1988.
- Bagayev, S. N., Baklanov, A. E., Chebotayev, V. P., and Dychkov, A. S., *Appl. Phys.*, B-48, 31–35, 1989.
- Blaney, T. G., Bradley, C. C., Edwards, G. J., Jolliffe, B. W., Knight, D. J. E., Rowley, W. R. C., Shotten, K. C., and Woods, P. T., *Proc. R. Soc. Lond.*, A-355, 61–88, 1977.
- Chardonnet, Ch., Van Lerberghe, A., and Bordé, Ch. J., *Opt. Comm.*, 58, 333–337, 1986.
- Clairon, A., Acef, O., Chardonnet, Ch., and Bordé, Ch. J., *Frequency Standards and Metrology*, De Marchi, A., Ed., Springer-Verlag, Berlin, Heidelberg, 1989, p. 212.
- Evenson, K., private communication.

Frequencies for the 00°1-(10°0,02°0)_I and 00°1-(10°0,02°0)_{II} Bands of ¹²C¹⁶O₂ with the Estimated 2σ Uncertainties

Band I frequency			Band II frequency		
Line	(MHz)	Uncertainty (MHz)	Line	(MHz)	Uncertainty (MHz)
P(70)	26721305.4647	0.1680	P(70)	29789856.3783	0.0308
P(68)	26794232.6712	0.1217	P(68)	29861850.7690	0.0192
P(66)	26866318.8073	0.0867	P(66)	29933216.1760	0.0122
P(64)	26937571.7234	0.0606	P(64)	30003944.2861	0.0086
P(62)	27007998.9216	0.0415	P(62)	30074026.9127	0.0072
P(60)	27077607.5643	0.0279	P(60)	30143456.0039	0.0066
P(58)	27146404.4834	0.0185	P(58)	30212223.6504	0.0061
P(56)	27214396.1873	0.0121	P(56)	30280322.0930	0.0055
P(54)	27281588.8696	0.0081	P(54)	30347743.7306	0.0049
P(52)	27347988.4161	0.0057	P(52)	30414481.1273	0.0044
P(50)	27413600.4119	0.0043	P(50)	30480527.0196	0.0041
P(48)	27478430.1487	0.0036	P(48)	30545874.3239	0.0039
P(46)	27542482.6310	0.0032	P(46)	30610516.1429	0.0039
P(44)	27605762.5826	0.0030	P(44)	30674445.7724	0.0039
P(42)	27668274.4525	0.0028	P(42)	30737656.7080	0.0039
P(40)	27730022.4206	0.0027	P(40)	30800142.6511	0.0039
P(38)	27791010.4036	0.0026	P(38)	30861897.5150	0.0038
P(36)	27851242.0594	0.0025	P(36)	30922915.4310	0.0037
P(34)	27910720.7927	0.0024	P(34)	30983190.7534	0.0037
P(32)	27969449.7593	0.0023	P(32)	31042718.0652	0.0037
P(30)	28027431.8708	0.0022	P(30)	31101492.1833	0.0036
P(28)	28084669.7981	0.0021	P(28)	31159508.1631	0.0037
P(26)	28141165.9762	0.0020	P(26)	31216761.3029	0.0037
P(24)	28196922.6067	0.0019	P(24)	31273247.1487	0.0037
P(22)	28251941.6622	0.0017	P(22)	31328961.4978	0.0037
P(20)	28306224.8888	0.0016	P(20)	31383900.4028	0.0037
P(18)	28359773.8090	0.0014	P(18)	31438060.1749	0.0037
P(16)	28412589.7245	0.0012	P(16)	31491437.3872	0.0036
P(14)	28464673.7184	0.0011	P(14)	31544028.8776	0.0036
P(12)	28516026.6574	0.0009	P(12)	31595831.7516	0.0036
P(10)	28566649.1935	0.0008	P(10)	31646843.3843	0.0035
P(8)	28616541.7661	0.0008	P(8)	31697061.4225	0.0035
P(6)	28665704.6027	0.0008	P(6)	31746483.7868	0.0035
P(4)	28714137.7205	0.0008	P(4)	31795108.6724	0.0035
P(2)	28761840.9272	0.0008	P(2)	31842934.5511	0.0035
R(0)	28832026.2198	0.0008	R(0)	31913172.5691	0.0035
R(2)	28877902.4382	0.0007	R(2)	31958996.0621	0.0034
R(4)	28923046.4303	0.0006	R(4)	32004017.3822	0.0034

Line	Band I frequency (MHz)	Uncertainty (MHz)	Line	Band II frequency (MHz)	Uncertainty (MHz)
R(6)	28967457.0657	0.0005	R(6)	32048236.2498	0.0034
R(8)	29011133.0054	0.0003	R(8)	32091652.6619	0.0034
R(10)	29054072.7010	0.0001	R(10)	32134266.8917	0.0034
R(12)	29096274.3935	0.0003	R(12)	32176079.4878	0.0034
R(14)	29137736.1129	0.0005	R(14)	32217091.2721	0.0035
R(16)	29178455.6759	0.0007	R(16)	32257303.3386	0.0036
R(18)	29218430.6852	0.0009	R(18)	32296717.0510	0.0037
R(20)	29257658.5269	0.0010	R(20)	32335334.0408	0.0038
R(22)	29296136.3689	0.0011	R(22)	32373156.2044	0.0039
R(24)	29333861.1583	0.0012	R(24)	32410185.7003	0.0041
R(26)	29370829.6191	0.0011	R(26)	32446424.9459	0.0042
R(28)	29407038.2491	0.0011	R(28)	32481876.6140	0.0042
R(30)	29442483.3168	0.0011	R(30)	32516543.6293	0.0042
R(32)	29477160.8582	0.0012	R(32)	32550429.1641	0.0042
R(34)	29511066.6733	0.0013	R(34)	32583536.6340	0.0042
R(36)	29544196.3221	0.0015	R(36)	32615869.6937	0.0041
R(38)	29576545.1205	0.0017	R(38)	32647432.2320	0.0040
R(40)	29608108.1360	0.0019	R(40)	32678228.3665	0.0039
R(42)	29638880.1831	0.0022	R(42)	32708262.4386	0.0038
R(44)	29668855.8183	0.0024	R(44)	32737539.0081	0.0039
R(46)	29698029.3350	0.0027	R(46)	32766062.8469	0.0041
R(48)	29726394.7582	0.0032	R(48)	32793838.9334	0.0045
R(50)	29753945.8385	0.0037	R(50)	32820872.4463	0.0055
R(52)	29780676.0464	0.0042	R(52)	32847168.7576	0.0071
R(54)	29806578.5659	0.0047	R(54)	32872733.4269	0.0099
R(56)	29831646.2878	0.0052	R(56)	32897572.1935	0.0141
R(58)	29855871.8032	0.0058	R(58)	32921690.9701	0.0202
R(60)	29879247.3960	0.0074	R(60)	32945095.8355	0.0288
R(62)	29901765.0357	0.0113	R(62)	32967793.0268	0.0407
R(64)	29923416.3695	0.0186	R(64)	32989788.9322	0.0567
R(66)	29944192.7145	0.0302	R(66)	33011090.0831	0.0780
R(68)	29964085.0488	0.0475	R(68)	33031703.1467	0.1060
R(70)	29983084.0036	0.0720	R(70)	33051634.9172	0.1423

Frequencies for the $00^{\circ}1-(10^{\circ}0,02^{\circ}0)_I$ and $00^{\circ}1-(10^{\circ}0,02^{\circ}0)_II$ Bands of $^{13}\text{C}^{16}\text{O}_2$ with the Estimated 2σ Uncertainties

P(66)	25523832.1808	0.7836	P(66)	28512082.5283	1.2894
P(64)	25590013.4703	0.5415	P(64)	28585121.9396	0.9194
P(62)	25655543.6502	0.3629	P(62)	28657449.4180	0.6420
P(60)	25720428.2487	0.2339	P(60)	28729056.6374	0.4375
P(58)	25784672.4840	0.1430	P(58)	28799935.4147	0.2897
P(56)	25848281.2771	0.0810	P(56)	28870077.7187	0.1853
P(54)	25911259.2627	0.0405	P(54)	28939475.6771	0.1135
P(52)	25973610.8005	0.0157	P(52)	29008121.5846	0.0659
P(50)	26035339.9857	0.0045	P(50)	29076007.9109	0.0357
P(48)	26096450.6582	0.0079	P(48)	29143127.3077	0.0180
P(46)	26156946.4123	0.0101	P(46)	29209472.6164	0.0090
P(44)	26216830.6053	0.0101	P(44)	29275036.8754	0.0058
P(42)	26276106.3655	0.0090	P(42)	29339813.3270	0.0050
P(40)	26334776.6003	0.0077	P(40)	29403795.4243	0.0044
P(38)	26392844.0030	0.0068	P(38)	29466976.8383	0.0037
P(36)	26450311.0599	0.0063	P(36)	29529351.4635	0.0032
P(34)	26507180.0565	0.0061	P(34)	29590913.4252	0.0029
P(32)	26563453.0836	0.0060	P(32)	29651657.0844	0.0028
P(30)	26619132.0428	0.0058	P(30)	29711577.0447	0.0028
P(28)	26674218.6515	0.0055	P(28)	29770668.1566	0.0031
P(26)	26728714.4479	0.0054	P(26)	29828925.5239	0.0035
P(24)	26782620.7952	0.0054	P(24)	29886344.5074	0.0041
P(22)	26835938.8858	0.0054	P(22)	29942920.7308	0.0046
P(20)	26888669.7451	0.0055	P(20)	29998650.0838	0.0051
P(18)	26940814.2347	0.0055	P(18)	30053528.7271	0.0054

Line	Band I frequency (MHz)	Uncertainty (MHz)	Line	Band II frequency (MHz)	Uncertainty (MHz)
P(16)	26992373.0555	0.0055	P(16)	30107553.0955	0.0055
P(14)	27043346.7508	0.0054	P(14)	30160719.9016	0.0055
P(12)	27093735.7083	0.0052	P(12)	30213026.1388	0.0054
P(10)	27143540.1624	0.0051	P(10)	30264469.0839	0.0054
P(8)	27192760.1962	0.0049	P(8)	30315046.2994	0.0054
P(6)	27241395.7431	0.0048	P(6)	30364755.6359	0.0055
P(4)	27289446.5880	0.0047	P(4)	30413595.2335	0.0056
P(2)	27336912.3682	0.0046	P(2)	30461563.5231	0.0057
R(0)	27407012.8882	0.0045	P(0)	30531879.5415	0.0057
R(2)	27453013.4589	0.0043	P(2)	30577664.6138	0.0056
R(4)	27498426.5430	0.0040	P(4)	30622575.1885	0.0054
R(6)	27543251.1200	0.0037	P(6)	30666611.0128	0.0051
R(8)	27587486.0225	0.0034	P(8)	30709772.1257	0.0047
R(10)	27631129.9356	0.0031	P(10)	30752058.8571	0.0045
R(12)	27674181.3963	0.0029	P(12)	30793471.8269	0.0044
R(14)	27716638.7917	0.0029	P(14)	30834011.9425	0.0043
R(16)	27758500.3577	0.0029	P(16)	30873680.3976	0.0044
R(18)	27799764.1770	0.0029	P(18)	30912478.6694	0.0044
R(20)	27840428.1773	0.0030	P(20)	30950408.5159	0.0044
R(22)	27880490.1283	0.0029	P(22)	30987471.9732	0.0043
R(24)	27919947.6395	0.0029	P(24)	31023671.3517	0.0042
R(26)	27958798.1567	0.0028	P(26)	31059009.2327	0.0042
R(28)	27997038.9591	0.0028	P(28)	31093488.4642	0.0042
R(30)	28034667.1551	0.0027	P(30)	31127112.1569	0.0043
R(32)	28071679.6785	0.0027	P(32)	31159883.6793	0.0045
R(34)	28108073.2842	0.0026	P(34)	31191806.6529	0.0046
R(36)	28143844.5432	0.0026	P(36)	31222884.9469	0.0048
R(38)	28178989.8377	0.0026	P(38)	31253122.6730	0.0053
R(40)	28213505.3554	0.0028	P(40)	31282524.1795	0.0061
R(42)	28247387.0838	0.0033	P(42)	31311094.0452	0.0077
R(44)	28280630.8035	0.0046	P(44)	31338837.0736	0.0108
R(46)	28313232.0818	0.0083	P(46)	31365758.2858	0.0173
R(48)	28345186.2652	0.0161	P(48)	31391862.9147	0.0295
R(50)	28376488.4720	0.0301	P(50)	31417156.3972	0.0505
R(52)	28407133.5839	0.0531	P(52)	31441644.3679	0.0845
R(54)	28437116.2372	0.0887	P(54)	31465332.6516	0.1366
R(56)	28466430.8141	0.1419	P(56)	31488227.2557	0.2138
R(58)	28495071.4324	0.2188	P(58)	31510334.3631	0.3247
R(60)	28523031.9357	0.3271	P(60)	31531660.3243	0.4800
R(62)	28550305.8819	0.4763	P(62)	31552211.6497	0.6932
R(64)	28576886.5323	0.6781	P(64)	31571995.0017	0.9805
R(66)	28602766.8393	0.9467	P(66)	31591017.1868	1.3619

Frequencies for the $00^{\circ}1-(10^{\circ}0,02^{\circ}0)_I$ and $00^{\circ}1-(10^{\circ}0,02^{\circ}0)_{II}$ Bands of $^{12}\text{C}^{18}\text{O}_2$ with the Estimated 2σ Uncertainties

P(70)	27045326.3119	0.4540	P(70)	30695237.5856	0.0858
P(68)	27114914.0922	0.3324	P(68)	30755520.2231	0.0570
P(66)	27183635.7945	0.2392	P(66)	30815311.4928	0.0364
P(64)	27251496.4118	0.1688	P(64)	30874607.2084	0.0223
P(62)	27318500.7361	0.1165	P(62)	30933403.2309	0.0131
P(60)	27384653.3618	0.0783	P(60)	30991695.4724	0.0075
P(58)	27449958.6881	0.0510	P(58)	31049479.9009	0.0049
P(56)	27514420.9224	0.0319	P(56)	31106752.5446	0.0041
P(54)	27578044.0828	0.0191	P(54)	31163509.4964	0.0040
P(52)	27640832.0010	0.0108	P(52)	31219746.9183	0.0040
P(50)	27702788.3248	0.0059	P(50)	31275461.0455	0.0039
P(48)	27763916.5206	0.0035	P(48)	31330648.1908	0.0039
P(46)	27824219.8762	0.0028	P(46)	31385304.7490	0.0039
P(44)	27883701.5029	0.0026	P(44)	31439427.2006	0.0039
P(42)	27942364.3379	0.0025	P(42)	31493012.1163	0.0038
P(40)	28000211.1464	0.0024	P(40)	31546056.1605	0.0038

Line	Band I frequency (MHz)	Uncertainty (MHz)	Line	Band II frequency (MHz)	Uncertainty (MHz)
P(38)	28057244.5242	0.0022	P(38)	31598556.0954	0.0037
P(36)	28113466.8992	0.0021	P(36)	31650508.7847	0.0037
P(34)	28168880.5335	0.0020	P(34)	31701911.1970	0.0037
P(32)	28223487.5256	0.0019	P(32)	31752760.4093	0.0037
P(30)	28277289.8118	0.0017	P(30)	31803053.6105	0.0037
P(28)	28330289.1679	0.0016	P(28)	31852788.1043	0.0038
P(26)	28382487.2111	0.0015	P(26)	31901961.3125	0.0038
P(24)	28433885.4012	0.0013	P(24)	31950570.7773	0.0038
P(22)	28484485.0420	0.0012	P(22)	31998614.1649	0.0038
P(20)	28534287.2828	0.0011	P(20)	32046089.2669	0.0037
P(18)	28583293.1193	0.0010	P(18)	32092994.0036	0.0037
P(16)	28631503.3952	0.0010	P(16)	32139326.4254	0.0036
P(14)	28678918.8025	0.0009	P(14)	32185084.7154	0.0036
P(12)	28725539.8830	0.0010	P(12)	32230267.1907	0.0036
P(10)	28771367.0288	0.0010	P(10)	32274872.3041	0.0037
P(8)	28816400.4829	0.0010	P(8)	32318898.6455	0.0038
P(6)	28860640.3403	0.0011	P(6)	32362344.9434	0.0039
P(4)	28904086.5477	0.0011	P(4)	32405210.0652	0.0041
P(2)	28946738.9048	0.0011	P(2)	32447493.0185	0.0041
R(0)	29009228.1702	0.0010	P(0)	32509824.0580	0.0042
R(2)	29049894.0586	0.0010	P(2)	32550648.1723	0.0042
R(4)	29089764.2368	0.0009	P(4)	32590887.7542	0.0042
R(6)	29128837.8426	0.0008	P(6)	32630542.4457	0.0041
R(8)	29167113.8668	0.0008	P(8)	32669612.0295	0.0041
R(10)	29204591.1529	0.0009	P(10)	32708096.4282	0.0040
R(12)	29241268.3964	0.0010	P(12)	32745995.7040	0.0040
R(14)	29277144.1444	0.0011	P(14)	32783310.0573	0.0040
R(16)	29312216.7955	0.0012	P(16)	32820039.8258	0.0040
R(18)	29346484.5984	0.0012	P(18)	32856185.4827	0.0040
R(20)	29379945.6517	0.0013	P(20)	32891747.6358	0.0040
R(22)	29412597.9024	0.0013	P(22)	32926727.0254	0.0040
R(24)	29444439.1458	0.0013	P(24)	32961124.5220	0.0040
R(26)	29475467.0236	0.0014	P(26)	32994941.1249	0.0040
R(28)	29505679.0230	0.0015	P(28)	33028177.9594	0.0040
R(30)	29535072.4755	0.0016	P(30)	33060836.2743	0.0040
R(32)	29563644.5557	0.0018	P(32)	33092917.4394	0.0041
R(34)	29591392.2794	0.0020	P(34)	33124422.9429	0.0043
R(36)	29618312.5023	0.0023	P(36)	33155354.3878	0.0046
R(38)	29644401.9182	0.0028	P(38)	33185713.4894	0.0049
R(40)	29669657.0575	0.0036	P(40)	33215502.0716	0.0056
R(42)	29694074.2853	0.0053	P(42)	33244722.0637	0.0068
R(44)	29717649.7992	0.0082	P(44)	33273375.4969	0.0092
R(46)	29740379.6276	0.0128	P(46)	33301464.5003	0.0134
R(48)	29762259.6274	0.0200	P(48)	33328991.2976	0.0199
R(50)	29783285.4820	0.0307	P(50)	33355958.2027	0.0294
R(52)	29803452.6988	0.0461	P(52)	33382367.6161	0.0427
R(54)	29822756.6072	0.0681	P(54)	33408222.0209	0.0607
R(56)	29841192.3558	0.0985	P(56)	33433523.9780	0.0848
R(58)	29858754.9100	0.1401	P(58)	33458276.1228	0.1165
R(60)	29875439.0495	0.1960	P(60)	33482481.1601	0.1576
R(62)	29891239.3658	0.2702	P(62)	33506141.8605	0.2104
R(64)	29906150.2589	0.3673	P(64)	33529261.0556	0.2775
R(66)	29920165.9352	0.4930	P(66)	33551841.6335	0.3621
R(68)	29933280.4042	0.6540	P(68)	33573886.5352	0.4679
R(70)	29945487.4756	0.8581	P(70)	33595398.7493	0.5992

Frequencies for the $00^{\circ}1-(10^{\circ}0,02^{\circ}0)_I$ and $00^{\circ}1-(10^{\circ}0,02^{\circ}0)_{II}$ Bands of $^{13}\text{C}^{18}\text{O}_2$ with the Estimated 2σ Uncertainties

P(70)	25967863.7652	1.1146	P(70)	28960476.2278	0.4069
P(68)	26033448.2798	0.8152	P(68)	29022326.9578	0.2861
P(66)	26098273.9159	0.5860	P(66)	29083661.3546	0.1961

Line	Band I frequency (MHz)	Uncertainty (MHz)	Line	Band II frequency (MHz)	Uncertainty (MHz)
P(64)	26162346.4813	0.4129	P(64)	29144473.5795	0.1303
P(62)	26225671.5466	0.2844	P(62)	29204757.8761	0.0833
P(60)	26288254.4494	0.1906	P(60)	29264508.5768	0.0507
P(58)	26350100.2984	0.1237	P(58)	29323720.1086	0.0290
P(56)	26411213.9778	0.0772	P(56)	29382386.9988	0.0152
P(54)	26471600.1504	0.0459	P(54)	29440503.8809	0.0073
P(52)	26531263.2618	0.0258	P(52)	29498065.4997	0.0038
P(50)	26590207.5442	0.0138	P(50)	29555066.7172	0.0032
P(48)	26648437.0195	0.0077	P(48)	29611502.5178	0.0031
P(46)	26705955.5026	0.0057	P(46)	29667368.0132	0.0031
P(44)	26762766.6051	0.0055	P(44)	29722658.4475	0.0034
P(42)	26818873.7378	0.0055	P(42)	29777369.2022	0.0039
P(40)	26874280.1143	0.0056	P(40)	29831495.8006	0.0044
P(38)	26928988.7531	0.0056	P(38)	29885033.9125	0.0049
P(36)	26983002.4809	0.0056	P(36)	29937979.3584	0.0053
P(34)	27036323.9351	0.0055	P(34)	29990328.1139	0.0054
P(32)	27088955.5657	0.0054	P(32)	30042076.3132	0.0055
P(30)	27140899.6384	0.0051	P(30)	30093220.2534	0.0055
P(28)	27192158.2363	0.0049	P(28)	30143756.3978	0.0054
P(26)	27242733.2620	0.0047	P(26)	30193681.3793	0.0053
P(24)	27292626.4396	0.0044	P(24)	30242992.0038	0.0052
P(22)	27341839.3165	0.0042	P(22)	30291685.2529	0.0051
P(20)	27390373.2651	0.0040	P(20)	30339758.2870	0.0049
P(18)	27438229.4843	0.0037	P(18)	30387208.4477	0.0048
P(16)	27485409.0008	0.0035	P(16)	30434033.2603	0.0046
P(14)	27531912.6704	0.0033	P(14)	30480230.4356	0.0045
P(12)	27577741.1795	0.0031	P(12)	30525797.8725	0.0044
P(10)	27622895.0455	0.0031	P(10)	30570733.6593	0.0043
P(8)	27667374.6182	0.0031	P(8)	30615036.0750	0.0043
P(6)	27711180.0803	0.0033	P(6)	30658703.5912	0.0044
P(4)	27754311.4480	0.0034	P(4)	30701734.8727	0.0045
P(2)	27796768.5718	0.0036	P(2)	30744128.7785	0.0045
R(0)	27859189.3155	0.0036	P(0)	30806522.5414	0.0045
R(2)	27899959.0889	0.0035	P(2)	30847319.2956	0.0044
R(4)	27940052.7921	0.0033	P(4)	30887476.2168	0.0043
R(6)	27979469.5315	0.0031	P(6)	30926993.0424	0.0042
R(8)	28018208.2478	0.0028	P(8)	30965869.7046	0.0041
R(10)	28056267.7161	0.0026	P(10)	31004106.3298	0.0040
R(12)	28093646.5448	0.0025	P(12)	31041703.2379	0.0040
R(14)	28130343.1757	0.0025	P(14)	31078660.9408	0.0040
R(16)	28166355.8825	0.0025	P(16)	31114980.1420	0.0040
R(18)	28201682.7706	0.0025	P(18)	31150661.7340	0.0041
R(20)	28236321.7757	0.0025	P(20)	31185706.7976	0.0042
R(22)	28270270.6628	0.0024	P(22)	31220116.5992	0.0043
R(24)	28303527.0249	0.0024	P(24)	31253892.5891	0.0043
R(26)	28336088.2817	0.0023	P(26)	31287036.3991	0.0044
R(28)	28367951.6781	0.0024	P(28)	31319549.8396	0.0043
R(30)	28399114.2823	0.0025	P(30)	31351434.8973	0.0043
R(32)	28429572.9843	0.0026	P(32)	31382693.7318	0.0042
R(34)	28459324.4940	0.0028	P(34)	31413328.6728	0.0042
R(36)	28488365.3390	0.0029	P(36)	31443342.2165	0.0041
R(38)	28516691.8625	0.0029	P(38)	31472737.0219	0.0040
R(40)	28544300.2211	0.0031	P(40)	31501515.9074	0.0039
R(42)	28571186.3823	0.0032	P(42)	31529681.8467	0.0040
R(44)	28597346.1222	0.0032	P(44)	31557237.9646	0.0042
R(46)	28622775.0223	0.0038	P(46)	31584187.5329	0.0046
R(48)	28647468.4672	0.0071	P(48)	31610533.9656	0.0057
R(50)	28671421.6417	0.0148	P(50)	31636280.8146	0.0088
R(52)	28694629.5272	0.0286	P(52)	31661431.7650	0.0151
R(54)	28717086.8993	0.0510	P(54)	31685990.6298	0.0261
R(56)	28738788.3239	0.0852	P(56)	31709961.3449	0.0434

Line	Band I frequency (MHz)	Uncertainty (MHz)	Line	Band II frequency (MHz)	Uncertainty (MHz)
R(58)	28759728.1540	0.1355	P(58)	31733347.9642	0.0693
R(60)	28779900.5263	0.2075	P(60)	31756154.6537	0.1068
R(62)	28799299.3572	0.3078	P(62)	31778385.6867	0.1594
R(64)	28817918.3393	0.4447	P(64)	31800045.4375	0.2317
R(66)	28835750.9374	0.6283	P(66)	31821138.3761	0.3291
R(68)	28852790.3843	0.8707	P(68)	31841669.0622	0.4581
R(70)	28869029.6768	1.1863	P(70)	31861642.1394	0.6268

Frequencies for the $01^{1^c}1-(11^{1^c}0,03^{1^c}0)_I$ and $01^{1^c}1-(11^{1^c}0,03^{1^c}0)_{II}$ Bands of $^{12}C^{16}O_2$ with the Estimated 2σ Uncertainties

P(59)	26125213.2723	1.6633	P(59)	30427055.2899	0.1962
P(57)	26191576.6703	1.0880	P(57)	30494640.3229	0.1332
P(55)	26257240.7898	0.6844	P(55)	30561557.5929	0.0865
P(53)	26322208.2302	0.4094	P(53)	30627802.0344	0.0530
P(51)	26386481.4313	0.2286	P(51)	30693368.7014	0.0306
P(49)	26450062.6783	0.1155	P(49)	30758252.7710	0.0175
P(47)	26512954.1076	0.0498	P(47)	30822449.5469	0.0123
P(45)	26575157.7109	0.0191	P(45)	30885954.4624	0.0114
P(43)	26636675.3402	0.0160	P(43)	30948763.0834	0.0109
P(41)	26697508.7115	0.0182	P(41)	31010871.1119	0.0100
P(39)	26757659.4084	0.0177	P(39)	31072274.3882	0.0091
P(37)	26817128.8857	0.0160	P(37)	31132968.8940	0.0091
P(35)	26875918.4726	0.0144	P(35)	31192950.7549	0.0102
P(33)	26934029.3751	0.0131	P(33)	31252216.2430	0.0118
P(31)	26991462.6787	0.0119	P(31)	31310761.7788	0.0134
P(29)	27048219.3509	0.0106	P(29)	31368583.9339	0.0147
P(27)	27104300.2431	0.0096	P(27)	31425679.4328	0.0155
P(25)	27159706.0925	0.0093	P(25)	31482045.1550	0.0157
P(23)	27214437.5237	0.0097	P(23)	31537678.1367	0.0154
P(21)	27268495.0505	0.0104	P(21)	31592575.5725	0.0147
P(19)	27321879.0769	0.0108	P(19)	31646734.8172	0.0137
P(17)	27374589.8987	0.0108	P(17)	31700153.3868	0.0127
P(15)	27426627.7040	0.0104	P(15)	31752828.9602	0.0119
P(13)	27477992.5747	0.0098	P(13)	31804759.3803	0.0113
P(11)	27528684.4867	0.0096	P(11)	31855942.6551	0.0113
P(9)	27578703.3113	0.0101	P(9)	31906376.9582	0.0116
P(7)	27628048.8151	0.0113	P(7)	31956060.6304	0.0122
P(5)	27676720.6609	0.0127	P(5)	32004992.1796	0.0129
P(3)	27724718.4080	0.0141	P(3)	32053170.2819	0.0136
R(1)	27841759.7696	0.0152	P(1)	32170312.0391	0.0149
R(3)	27887393.2105	0.0146	P(3)	32215845.0845	0.0151
R(5)	27932349.2934	0.0135	P(5)	32260620.8121	0.0152
R(7)	27976627.0108	0.0124	P(7)	32304638.8261	0.0152
R(9)	28020225.2521	0.0115	P(9)	32347898.8990	0.0150
R(11)	28063142.8031	0.0110	P(11)	32390400.9714	0.0148
R(13)	28105378.3457	0.0109	P(13)	32432145.1513	0.0145
R(15)	28146930.4576	0.0109	P(15)	32473131.7137	0.0142
R(17)	28187797.6116	0.0107	P(17)	32513361.0997	0.0140
R(19)	28227978.1750	0.0103	P(19)	32552833.9153	0.0140
R(21)	28267470.4088	0.0099	P(21)	32591550.9309	0.0141
R(23)	28306272.4666	0.0099	P(23)	32629513.0796	0.0143
R(25)	28344382.3939	0.0107	P(25)	32666721.4564	0.0144
R(27)	28381798.1267	0.0122	P(27)	32703177.3164	0.0142
R(29)	28418517.4902	0.0141	P(29)	32738882.0732	0.0136
R(31)	28454538.1976	0.0165	P(31)	32773837.2976	0.0136
R(33)	28489857.8477	0.0213	P(33)	32808044.7156	0.0174
R(35)	28524473.9240	0.0312	P(35)	32841506.2063	0.0279
R(37)	28558383.7917	0.0486	P(37)	32874223.8000	0.0462
R(39)	28591584.6963	0.0754	P(39)	32906199.6761	0.0735
R(41)	28624073.7602	0.1131	P(41)	32937436.1606	0.1114
R(43)	28655847.9806	0.1644	P(43)	32967935.7238	0.1624
R(45)	28686904.2261	0.2328	P(45)	32997700.9775	0.2292

Line	Band I frequency (MHz)	Uncertainty (MHz)	Line	Band II frequency (MHz)	Uncertainty (MHz)
R(47)	28717239.2334	0.3239	P(47)	33026734.6728	0.3151
R(49)	28746849.6038	0.4465	P(49)	33055039.6965	0.4238
R(51)	28775731.7988	0.6142	P(51)	33082619.0689	0.5595
R(53)	28803882.1361	0.8465	P(53)	33109475.9403	0.7272

Frequencies for the $01^{16}1-(11^{16}0,03^{16}0)_I$ and $01^{16}1-(11^{16}0,03^{16}0)_{II}$ Bands of $^{12}C^{16}O_2$ with the Estimated 2σ Uncertainties

P(60)	26051570.0104	4.4521	P(60)	30355115.0204	0.2752
P(58)	26120964.4932	3.0629	P(58)	30425283.5969	0.1926
P(56)	26189552.8496	2.0516	P(56)	30494732.8293	0.1301
P(54)	26257339.6006	1.3305	P(54)	30563455.6325	0.0840
P(52)	26324329.0344	0.8289	P(52)	30631445.1076	0.0512
P(50)	26390525.2136	0.4901	P(50)	30698694.5456	0.0292
P(48)	26455931.9824	0.2698	P(48)	30765197.4310	0.0163
P(46)	26520552.9722	0.1334	P(46)	30830947.4444	0.0111
P(44)	26584391.6075	0.0551	P(44)	30895938.4662	0.0104
P(42)	26647451.1105	0.0181	P(42)	30960164.5794	0.0105
P(40)	26709734.5057	0.0151	P(40)	31023620.0723	0.0105
P(38)	26771244.6242	0.0174	P(38)	31086299.4415	0.0107
P(36)	26831984.1067	0.0157	P(36)	31148197.3941	0.0114
P(34)	26891955.4069	0.0126	P(34)	31209308.8510	0.0126
P(32)	26951160.7945	0.0105	P(32)	31269628.9481	0.0138
P(30)	27009602.3576	0.0096	P(30)	31329153.0395	0.0147
P(28)	27067282.0045	0.0092	P(28)	31387876.6994	0.0151
P(26)	27124201.4662	0.0090	P(26)	31445795.7236	0.0149
P(24)	27180362.2977	0.0089	P(24)	31502906.1318	0.0141
P(22)	27235765.8792	0.0090	P(22)	31559204.1695	0.0128
P(20)	27290413.4182	0.0093	P(20)	31614686.3091	0.0113
P(18)	27344305.9494	0.0096	P(18)	31669349.2515	0.0098
P(16)	27397444.3368	0.0097	P(16)	31723189.9280	0.0086
P(14)	27449829.2733	0.0096	P(14)	31776205.5007	0.0081
P(12)	27501461.2824	0.0096	P(12)	31828393.3642	0.0085
P(10)	27552340.7179	0.0101	P(10)	31879751.1463	0.0095
P(8)	27602467.7649	0.0111	P(8)	31930276.7092	0.0107
P(6)	27651842.4399	0.0125	P(6)	31979968.1497	0.0120
P(4)	27700464.5912	0.0139	P(4)	32028823.8002	0.0131
P(2)	27748333.8988	0.0148	P(2)	32076842.2290	0.0139
R(2)	27864709.8633	0.0146	P(2)	32193218.1935	0.0150
R(4)	27909939.2762	0.0135	P(4)	32238298.4853	0.0151
R(6)	27954412.3294	0.0122	P(6)	32282538.0393	0.0153
R(8)	27998127.7801	0.0112	P(8)	32325936.7244	0.0153
R(10)	28041084.2173	0.0107	P(10)	32368494.6458	0.0154
R(12)	28083280.0620	0.0108	P(12)	32410212.1438	0.0155
R(14)	28124713.5668	0.0110	P(14)	32451089.7941	0.0155
R(16)	28165382.8151	0.0112	P(16)	32491128.4063	0.0154
R(18)	28205285.7213	0.0111	P(18)	32530329.0234	0.0152
R(20)	28244420.0302	0.0110	P(20)	32568692.9211	0.0149
R(22)	28282783.3158	0.0114	P(22)	32606221.6061	0.0147
R(24)	28320372.9812	0.0129	P(24)	32642916.8154	0.0144
R(26)	28357186.2574	0.0149	P(26)	32678780.5147	0.0140
R(28)	28393220.2023	0.0168	P(28)	32713814.8971	0.0133
R(30)	28428471.6994	0.0175	P(30)	32748022.3813	0.0120
R(32)	28462937.4565	0.0165	P(32)	32781405.6101	0.0106
R(34)	28496614.0042	0.0142	P(34)	32813967.4482	0.0122
R(36)	28529497.6934	0.0163	P(36)	32845710.9809	0.0212
R(38)	28561584.6939	0.0309	P(38)	32876639.5111	0.0385
R(40)	28592870.9914	0.0593	P(40)	32906756.5580	0.0646
R(42)	28623352.3850	0.1054	P(42)	32936065.8540	0.1015
R(44)	28653024.4839	0.1779	P(44)	32964571.3426	0.1518
R(46)	28681882.7038	0.2907	P(46)	32992277.1760	0.2184
R(48)	28709922.2632	0.4635	P(48)	33019187.7118	0.3048
R(50)	28737138.1785	0.7231	P(50)	33045307.5105	0.4152

INFRARED AND FAR-INFRARED ABSORPTION FREQUENCY STANDARDS

Arthur Maki

References

1. Maki, A. G. and Wells, J. S., *Wavenumber Calibration Tables from Heterodyne Frequency Measurements*, NIST Special Publication 821, U.S. Dept. of Commerce, Washington, D.C., 1991.
2. Evenson, K. and Stroh, F., private communication.
3. George, T., Urban, W., and co-workers, private communication.
4. Jennings, D. A., Evenson, K. M., Zink, L. R., Demuyne, C., Destombes, J. L., Lemoine, B., and Johns, J. W. C., *J. Mol. Spectrosc.*, 122, 477–480, 1987.
5. Nolt, I. G., Radostitz, J. V., DiLorenzo, G., Evenson, K. M., Jennings, D. A., Leopold, K. R., Vanek, M. D., Zink, L. R., Hinz, A., and Chance, K. V., *J. Mol. Spectrosc.*, 125, 274–287, 1987.
6. Jennings, D. A. and Wells, J. S., *J. Mol. Spectrosc.*, 130, 267–268, 1988.
7. High Resolution Wavenumber Standards for the Infrared, *Pure Appl. Chemistry*, 68, 193, 1996.

Aside from the CO₂ laser transitions, the absorption spectrum of CO has been more accurately and thoroughly measured than any other spectrum. A bibliography of earlier measurements on CO is given by Maki and Wells,¹ and the present tables were calculated from the measurements referred to in that work. In addition, some new and very accurate frequency measurements^{2,3} have been made and were incorporated in the present tables. The frequencies of the rotational transitions of HF and HCl were calculated from constants obtained from fitting the measurements of Evenson et al.^{4,5} and Jennings and Wells.⁶

A new report on infrared wavenumber standards from the International Union of Pure and Applied Chemistry, Commission on Molecular Structure and Spectroscopy, may be found in Reference 7.

Wavenumbers for the $\nu = 1 - 0$ Band of CO

Wavenumber (unc) ^a /cm ⁻¹	Transition	Wavenumber (unc)/cm ⁻¹	Transition
2139.426071(01)	P(1)	2147.081132(01)	R(0)
2135.546178(01)	P(2)	2150.856006(01)	R(1)
2131.631574(01)	P(3)	2154.595581(01)	R(2)
2127.682404(01)	P(4)	2158.299710(01)	R(3)
2123.698816(01)	P(5)	2161.968245(01)	R(4)
2119.680957(01)	P(6)	2165.601041(01)	R(5)
2115.628973(01)	P(7)	2169.197949(01)	R(6)
2111.543012(01)	P(8)	2172.758824(01)	R(7)
2107.423221(01)	P(9)	2176.283519(01)	R(8)
2103.269746(01)	P(10)	2179.771887(01)	R(9)
2099.082734(01)	P(11)	2183.223782(01)	R(10)
2094.862333(01)	P(12)	2186.639057(01)	R(11)
2090.608688(01)	P(13)	2190.017565(01)	R(12)
2086.321947(01)	P(14)	2193.359161(01)	R(13)
2082.002256(01)	P(15)	2196.663698(01)	R(14)
2077.649762(01)	P(16)	2199.931030(01)	R(15)
2073.264612(01)	P(17)	2203.161010(01)	R(16)
2068.846952(01)	P(18)	2206.353492(01)	R(17)
2064.396929(01)	P(19)	2209.508331(02)	R(18)
2059.914688(02)	P(20)	2212.625379(02)	R(19)
2055.400377(02)	P(21)	2215.704492(02)	R(20)
2050.854140(02)	P(22)	2218.745522(02)	R(21)
2046.276126(03)	P(23)	2221.748326(03)	R(22)
2041.666479(03)	P(24)	2224.712755(03)	R(23)
2037.025345(03)	P(25)	2227.638666(03)	R(24)
2032.352870(04)	P(26)	2230.525912(04)	R(25)
2027.649200(04)	P(27)	2233.374349(04)	R(26)
2022.914480(04)	P(28)	2236.183829(04)	R(27)
2018.148857(05)	P(29)	2238.954210(05)	R(28)
2013.352474(05)	P(30)	2241.685344(05)	R(29)
2008.525477(06)	P(31)	2244.377088(06)	R(30)
2003.668012(06)	P(32)	2247.029296(07)	R(31)
1998.780224(07)	P(33)	2249.641824(08)	R(32)
1993.862257(09)	P(34)	2252.214527(10)	R(33)
1988.914257(11)	P(35)	2254.747262(14)	R(34)
1983.936367(14)	P(36)	2257.239883(18)	R(35)
1978.928733(18)	P(37)	2259.692248(24)	R(36)
1973.891500(25)	P(38)	2262.104213(33)	R(37)
		2264.475634(45)	R(38)

Wavenumbers for the $\nu = 1 - 0$ Band of CO

Wavenumber (unc)*/cm ⁻¹	Transition	Wavenumber (unc)/cm ⁻¹	Transition
1968.824811(34)	P(39)	2266.806368(61)	R(39)
1963.728813(46)	P(40)	2269.096273(81)	R(40)
1958.603648(61)	P(41)	2271.345206(106)	R(41)
1953.449462(82)	P(42)	2273.553027(139)	R(42)

* The uncertainty in the last digits (twice the standard error) is given in parentheses.

Wavenumbers for the $\nu = 2 - 0$ Band of CO

Wavenumber (unc)*/cm ⁻¹	Transition	Wavenumber (unc)/cm ⁻¹	Transition
		4263.837198(02)	R(0)
4256.217140(02)	P(1)	4267.542066(02)	R(1)
4252.302244(02)	P(2)	4271.176630(02)	R(2)
4248.317633(02)	P(3)	4274.740746(02)	R(3)
4244.263453(02)	P(4)	4278.234264(02)	R(4)
4240.139852(02)	P(5)	4281.657039(02)	R(5)
4235.946975(02)	P(6)	4285.008924(02)	R(6)
4231.684972(02)	P(7)	4288.289772(02)	R(7)
4227.353987(02)	P(8)	4291.499437(02)	R(8)
4222.954169(02)	P(9)	4294.637773(02)	R(9)
4218.485665(02)	P(10)	4297.704631(02)	R(10)
4213.948620(02)	P(11)	4300.699868(02)	R(11)
4209.343182(02)	P(12)	4303.623334(02)	R(12)
4204.669499(02)	P(13)	4306.474886(02)	R(13)
4199.927716(02)	P(14)	4309.254375(02)	R(14)
4195.117980(02)	P(15)	4311.961657(02)	R(15)
4190.240439(02)	P(16)	4314.596584(02)	R(16)
4185.295239(02)	P(17)	4317.159011(02)	R(17)
4180.282526(02)	P(18)	4319.648791(02)	R(18)
4175.202447(02)	P(19)	4322.065779(03)	R(19)
4170.055149(03)	P(20)	4324.409829(03)	R(20)
4164.840777(03)	P(21)	4326.680794(03)	R(21)
4159.559478(03)	P(22)	4328.878530(03)	R(22)
4154.211398(03)	P(23)	4331.002889(04)	R(23)
4148.796683(04)	P(24)	4333.053728(04)	R(24)
4143.315479(04)	P(25)	4335.030899(05)	R(25)
4137.767932(04)	P(26)	4336.934259(06)	R(26)
4132.154187(05)	P(27)	4338.763661(07)	R(27)
4126.474391(06)	P(28)	4340.518961(09)	R(28)
4120.728689(07)	P(29)	4342.200014(11)	R(29)
4114.917226(09)	P(30)	4343.806675(16)	R(30)
4109.040148(12)	P(31)	4345.338799(21)	R(31)
4103.097600(16)	P(32)	4346.796243(29)	R(32)
4097.089728(21)	P(33)	4348.178862(40)	R(33)
4091.016676(29)	P(34)	4349.486513(54)	R(34)
4084.878591(40)	P(35)	4350.719052(73)	R(35)
4078.675618(54)	P(36)	4351.876336(96)	R(36)
4072.407901(73)	P(37)	4352.958224(127)	R(37)
4066.075588(97)	P(38)	4353.964572(166)	R(38)
4059.678822(127)	P(39)	4354.895240(214)	R(39)

* The uncertainty in the last digits (twice the standard error) is given in parentheses.

Wavenumbers for the $\nu = 3 - 0$ Band of CO

Wavenumber (unc)*/cm ⁻¹	Transition	Wavenumber (unc)/cm ⁻¹	Transition
		6354.179057(13)	R(0)
6346.594000(13)	P(1)	6357.813923(13)	R(1)
6342.644103(13)	P(2)	6361.343487(13)	R(2)
6338.589491(13)	P(3)	6364.767599(13)	R(3)
6334.430309(13)	P(4)	6368.086115(13)	R(4)

Wavenumbers for the $\nu = 3 - 0$ Band of CO

Wavenumber (unc)*/cm ⁻¹	Transition	Wavenumber (unc)/cm ⁻¹	Transition
6330.166705(13)	P(5)	6371.298887(13)	R(5)
6325.798826(13)	P(6)	6374.405768(12)	R(6)
6321.326819(13)	P(7)	6377.406611(12)	R(7)
6316.750831(12)	P(8)	6380.301271(12)	R(8)
6312.071008(12)	P(9)	6383.089600(12)	R(9)
6307.287498(12)	P(10)	6385.771452(12)	R(10)
6302.400447(12)	P(11)	6388.346680(13)	R(11)
6297.410003(12)	P(12)	6390.815139(13)	R(12)
6292.316311(13)	P(13)	6393.176681(13)	R(13)
6287.119520(13)	P(14)	6395.431160(13)	R(14)
6281.819775(13)	P(15)	6397.578430(13)	R(15)
6276.417224(13)	P(16)	6399.618344(13)	R(16)
6270.912012(13)	P(17)	6401.550757(13)	R(17)
6265.304287(13)	P(18)	6403.375523(13)	R(18)
6259.594194(13)	P(19)	6405.092495(14)	R(19)
6253.781880(13)	P(20)	6406.701527(14)	R(20)
6247.867492(14)	P(21)	6408.202474(14)	R(21)
6241.851176(14)	P(22)	6409.595189(15)	R(22)
6235.733077(14)	P(23)	6410.879527(15)	R(23)
6229.513342(15)	P(24)	6412.055343(16)	R(24)
6223.192117(15)	P(25)	6413.122491(17)	R(25)
6216.769547(16)	P(26)	6414.080825(19)	R(26)
6210.245778(17)	P(27)	6414.930201(23)	R(27)
6203.620957(19)	P(28)	6415.670474(28)	R(28)
6196.895229(23)	P(29)	6416.301500(37)	R(29)
6190.068739(28)	P(30)	6416.823133(50)	R(30)
6183.141633(37)	P(31)	6417.235231(67)	R(31)
6176.114058(50)	P(32)	6417.537649(90)	R(32)
6168.986159(67)	P(33)		
6161.758082(90)	P(34)		

* The uncertainty in the last digits (twice the standard error) is given in parentheses.

Frequencies and Wavenumbers for the Rotational Lines of CO

Frequency/MHz	Uncertainty*/MHz	J'	J''	Wavenumber/cm ⁻¹	Uncertainty*/cm ⁻¹
115271.2029	0.0004	1	0	3.84503345	0.00000001
230538.0016	0.0008	2	1	7.68991999	0.00000003
345795.9923	0.0012	3	2	11.53451273	0.00000004
461040.7712	0.0016	4	3	15.37866477	0.00000005
576267.9350	0.0019	5	4	19.22222923	0.00000006
691473.0809	0.0021	6	5	23.06505926	0.00000007
806651.8065	0.0023	7	6	26.90700800	0.00000008
921799.7104	0.0025	8	7	30.74792863	0.00000008
1036912.3919	0.0027	9	8	34.58767438	0.00000009
1151985.4515	0.0029	10	9	38.42609848	0.00000010
1267014.4906	0.0031	11	10	42.26305422	0.00000010
1381995.1119	0.0034	12	11	46.09839491	0.00000011
1496922.9195	0.0038	13	12	49.93197392	0.00000013
1611793.5189	0.0042	14	13	53.76364468	0.00000014
1726602.5173	0.0047	15	14	57.59326065	0.00000016
1841345.5237	0.0052	16	15	61.42067535	0.00000017
1956018.1486	0.0057	17	16	65.24574239	0.00000019
2070616.0050	0.0061	18	17	69.06831542	0.00000020
2185134.7075	0.0065	19	18	72.88824816	0.00000022
2299569.8733	0.0069	20	19	76.70539441	0.00000023
2413917.1217	0.0071	21	20	80.51960806	0.00000024
2528172.0747	0.0073	22	21	84.33074306	0.00000024
2642330.3567	0.0074	23	22	88.13865346	0.00000025
2756387.5949	0.0075	24	23	91.94319341	0.00000025

Frequencies and Wavenumbers for the Rotational Lines of CO

Frequency/MHz	Uncertainty*/MHz	J'	J''	Wavenumber/cm ⁻¹	Uncertainty*/cm ⁻¹
2870339.4194	0.0077	25	24	95.74421713	0.00000026
2984181.4631	0.0080	26	25	99.54157896	0.00000027
3097909.3621	0.0085	27	26	103.33513334	0.00000028
3211518.7558	0.0090	28	27	107.12473480	0.00000030
3325005.2869	0.0096	29	28	110.91023800	0.00000032
3438364.6013	0.0102	30	29	114.69149772	0.00000034
3551592.3489	0.0107	31	30	118.46836884	0.00000036
3664684.1829	0.0111	32	31	122.24070637	0.00000037
3777635.7608	0.0118	33	32	126.00836545	0.00000039
3890442.7435	0.0137	34	33	129.77120137	0.00000046
4003100.7965	0.0179	35	34	133.52906952	0.00000060
4115605.5892	0.0254	36	35	137.28182546	0.00000085
4227952.7954	0.0370	37	36	141.02932487	0.00000123
4340138.0932	0.0531	38	37	144.77142361	0.00000177
4452157.1657	0.0746	39	38	148.50797766	0.00000249
4564005.7001	0.1025	40	39	152.23884318	0.00000342

* The uncertainty given is twice the standard error.

Frequencies and Wavenumbers for the Rotational Lines of HF

Frequency/MHz	Uncertainty*/MHz	J'	J''	Wavenumber/cm ⁻¹	Uncertainty*/cm ⁻¹
1232476.21	0.12	1	0	41.110981	0.000004
2463428.09	0.19	2	1	82.171116	0.000006
3691334.81	0.25	3	2	123.129676	0.000008
4914682.58	0.51	4	3	163.936165	0.000017
6131968.11	1.10	5	4	204.540439	0.000037
7341702.00	2.00	6	5	244.892818	0.000067
8542412.1	3.21	7	6	284.944197	0.000107
9732646.8	4.72	8	7	324.646153	0.000157
10910978.2	6.51	9	8	363.951056	0.000217
12076004.8	8.55	10	9	402.81216	0.000285
13226355.2	10.81	11	10	441.18372	0.000361
14360689.8	13.25	12	11	479.02105	0.00044
15477704.4	15.86	13	12	516.28065	0.00053
16576131.8	18.61	14	13	552.92024	0.00062
17654744.4	21.48	15	14	588.89888	0.00072
18712356.5	24.44	16	15	624.17703	0.00082
19747825.6	27.43	17	16	658.71656	0.00092
20760054.3	30.32	18	17	692.4809	0.00101
21747991.7	32.91	19	18	725.4349	0.00110
22710634.7	34.94	20	19	757.5452	0.00117
23647028.7	36.08	21	20	788.7800	0.00120
24556268.8	35.93	22	21	819.1090	0.00120
25437499.9	34.12	23	22	848.5037	0.00114
26289917.4	30.32	24	23	876.9373	0.00101
27112767.2	24.41	25	24	904.38457	0.00081
27905345.6	16.88	26	25	930.82214	0.00056
28666999.3	10.80	27	26	956.22817	0.00036
29397124.8	14.65	28	27	980.58253	0.00049
30095168.2	24.62	29	28	1003.86676	0.00082
30760624.2	33.36	30	29	1026.0640	0.00111
31393035.7	36.17	31	30	1047.1590	0.00121

* The uncertainty given is twice the standard error.

Frequencies and Wavenumbers for the Rotational Lines of H^{35}Cl

Frequency/MHz	Uncertainty*/MHz	J'	J''	Wavenumber/ cm^{-1}	Uncertainty*/ cm^{-1}
1876226.517	0.065	3	2	62.584180	0.000002
2499864.439	0.066	4	3	83.386502	0.000002
3121986.563	0.064	5	4	104.138262	0.000002
3742216.601	0.076	6	5	124.826909	0.000003
4360180.042	0.098	7	6	145.439951	0.000003
4975504.51	0.11	8	7	165.964966	0.000004
5587820.10	0.12	9	8	186.389615	0.000004
6196759.76	0.22	10	9	206.701656	0.000007
6801959.63	0.50	11	10	226.888951	0.000017
7403059.41	1.02	12	11	246.939481	0.000034
7999702.7	1.8	13	12	266.841359	0.000062
8591537.3	3.1	14	13	286.582837	0.000103
9178215.8	4.8	15	14	306.152324	0.000161

* The uncertainty given is twice the standard error.

Frequencies and Wavenumbers for the Rotational Lines of H^{37}Cl

Frequency/MHz	Uncertainty*/MHz	J'	J''	Wavenumber/ cm^{-1}	Uncertainty*/ cm^{-1}
1873410.72	0.05	3	2	62.490255	0.000002
2496115.33	0.05	4	3	83.261445	0.000002
3117308.69	0.05	5	4	103.982225	0.000002
3736615.64	0.06	6	5	124.640082	0.000002
4353662.84	0.08	7	6	145.222561	0.000003
4968079.04	0.09	8	7	165.717279	0.000003
5579495.53	0.10	9	8	186.111938	0.000003
6187546.42	0.19	10	9	206.394332	0.000006
6791869.04	0.45	11	10	226.552365	0.000015
7392104.3	0.9	12	11	246.574057	0.000030
7987896.9	1.6	13	12	266.447561	0.000054
8578896.1	2.7	14	13	286.161170	0.000089

* The uncertainty given is twice the standard error.

Section 11

Nuclear and Particle Physics

Summary Tables of Particle Properties	11-1
Table of the Isotopes	11-2
Neutron Scattering and Absorption Properties.	11-173
Cosmic Radiation	11-186

This page intentionally left blank

SUMMARY TABLES OF PARTICLE PROPERTIES

Details of particle properties may be found in the following publication:

Olive, K. A. et al. (Particle Data Group), *Chin. Phys. C* 38(9), 090001, 2014.

Abstract

The *Review* summarizes much of particle physics and cosmology. Using data from previous editions, plus 3283 new measurements from 899 papers, we list, evaluate, and average measured properties of gauge bosons and the recently discovered Higgs boson, leptons, quarks, mesons, and baryons. We summarize searches for hypothetical particles such as heavy neutrinos, supersymmetric and technicolor particles, axions, dark photons, etc. All the particle properties and search limits are listed in Summary Tables. We also give

numerous tables, figures, formulae, and reviews of topics such as the Supersymmetry, Extra Dimensions, Particle Detectors, Probability, and Statistics. Among the 112 reviews are many that are new or heavily revised including those on: Dark Energy, Higgs Boson Physics, Electroweak Model, Neutrino Cross Section Measurements, Monte Carlo Neutrino Generators, Top Quark, Dark Matter, Dynamical Electroweak Symmetry Breaking, Accelerator Physics of Colliders, High-Energy Collider Parameters, Big Bang Nucleosynthesis, Astrophysical Constants, and Cosmological Parameters.

A booklet is available containing the Summary Tables and abbreviated versions of some of the other sections of this full *Review*. All tables, listings, and reviews (and errata) are also available on the Particle Data Group website: <http://pdg.lbl.gov>.

The full Summary Tables are included in the Internet version of the 96th Edition of the *CRC Handbook of Chemistry and Physics*.

TABLE OF THE ISOTOPES

Norman E. Holden

This table presents an evaluated set of values for the experimental quantities that characterize the decay of radioactive nuclides. A list of the major references used in this evaluation is given below. When uncertainties are not listed, they are assumed to be five or less in the last digit quoted. If the uncertainty in the value exceeds five in the last digit, the value is preceded by an approximate sign.

For quasi-stable nuclides, the measured width, Γ , of the resonance is given. To estimate the approximate half-life, the Heisenberg relationship may be used, the half-life = 4.56×10^{-22} seconds / Γ (MeV). The effective literature cutoff date for data in this edition of the table is December 2013.

Table Layout

Column number	Column title	Description
1	Isotope or Element	For elements, the atomic number and chemical symbol are listed. For nuclides, the mass number and chemical symbol are listed. Isomers are indicated by the addition of m, m1, or m2.
2	Isotopic Abundance	The abundance of an isotope in normal terrestrial samples of an element, listed in atom percent.
3	Atomic Mass or Atomic Weight	Atomic mass relative to $^{12}\text{C} = 12$. Atomic weight of elements is given on the same scale.
4	Half-Life/Resonance Width	Half-life in decimal notation. μs = microseconds; ms = milliseconds; s = seconds; m = minutes; h = hours; d = days; and a = years. For quasi-stable nuclides, the measured width at half-maximum of the energy resonance is given.
5	Decay Mode/Energy	Decay modes are α = alpha particle emission; β^- = negative beta emission; β^+ = positron emission; EC = orbital electron capture; IT = isomeric transition from upper to lower isomeric state; n = neutron emission; p = proton emission; sf = spontaneous fission; $\beta\beta$, ECEC, 2p, 2n, 3n = double beta, double EC, two proton and multiple neutron decay. Total disintegration energy in MeV units.
6	Particle Energy/Intensity	End point energies of beta transitions and discrete energies of alpha particles, neutrons and protons are given in MeV units and their intensities in percent.
7	Spin and Parity	Nuclear spin or angular momentum of the nuclides in units of $\hbar/2\pi$; parity is positive or negative.
8	Magnetic Dipole Moment	Magnetic dipole moments in nuclear magneton units. An absolute value is indicated in the absence of a positive or a negative sign.
9	Electric Quadrupole Moment	Electric quadrupole moments in barn units (10^{-24} cm^2). An absolute value is indicated in the absence of a positive or a negative sign.
10	Gamma Ray Energy/Intensity	Gamma ray energies are given in MeV units and intensities in percent. Annihilation radiation (ann.rad.) refers to the 511.006 keV photons emitted in the annihilation of positrons in matter.

General Nuclear Data References

The following references represent the major sources of the nuclear data presented, along with subsequent published journal articles and reports:

- Audi, G., Kondev, F. G., Wang, M., Pfeiffer, B., Sun, X., Blachot, J., and MacCormick, M., The NUBASE2012 Evaluation of Nuclear Properties, *Chinese Physics C – High Energy and Nuclear Physics* 36, 1157, 2012.
- Wang, M., Audi, G., Wapstra, A. H., Kondev, F. G., MacCormick, M., Xu, X., and Pfeiffer, B., The AME2012 Atomic Mass Evaluation II, Tables, Graphs and References, *Chinese Physics C – High Energy and Nuclear Physics* 36, 1603, 2012.
- Wieser, M. E., Holden, N., Coplen, T. B., Bohlke, J. K., Berglund, M., Brand, W. A., De Bièvre, P., Groning, M., Loss, R. D., Meija, J., Hirata, T., Prohaska, T., Schoenberg, R., O'Connor, G., Walczyk, T., Yoneda, S., and Zhu, X.-K., Atomic Weights of the Elements – 2011, *Pure & Applied Chemistry* 85, 1047, 2013.
- Baum, E. M., Knox, H. D., and Miller, T. R., *Chart of the Nuclides*, 17th Ed., Knolls Atomic Power Lab, Niskayuna, NY, 2009.
- Holden, N. E., Total and Spontaneous Fission Half-Lives for Uranium, Plutonium, Americium and Curium Nuclides, *Pure & Applied Chemistry* 61, 1483, 1989.
- Holden, N. E., Half-Lives of Selected Nuclides, *Pure & Applied Chemistry* 62, 94, 1990.
- Berglund, M., and Wieser, M. E., Isotopic Composition of the Elements – 2009, *Pure & Applied Chemistry* 83, 397, 2011.
- Raghavan, P., Table of Nuclear Moments, *Atomic Data Nuclear Data Tables* 42, 18, 1989.
- Brown, E., and Firestone, R., *Radioactivity Handbook*, Wiley Interscience Press, New York, 1986.
- Tuli, J. K., *Nuclear Wallet Cards*, Brookhaven National Laboratory, October 2011.
- Holden, N. E., and Hoffman, D. C., Spontaneous Fission Half-Lives for Ground State Nuclides, *Pure & Applied Chemistry* 72, 1525, 2000.
- Stone, N. J., Table of Nuclear Magnetic Dipole and Electrical Quadrupole Moments, *Atomic Data Nuclear Data Tables* 90, 75, 2005.

This research was carried out under the auspices of the US Department of Energy Contract No. DE-AC02-98CH10886. The author is at Brookhaven National Laboratory, Upton, NY, and can be contacted at holden@bnl.gov.

Elem. or Isot.	Natural Abundance (Atom %)	Atomic Mass or Weight	Half-Life/ Resonance Width (MeV)	Decay Mode/ Energy (/MeV)	Particle Energy/ Intensity (MeV/%)	Spin (<i>h</i> /2 <i>π</i>)	Nuclear Magnetic Mom. (nm)	Elect. Quadr. Mom. (b)	γ-Energy/ Intensity (MeV/%)
⁰ n		1.008664916	610.5 s	β ⁻ /0.78235	0.782/100.	1/2+	-1.913043		
				β ⁻ , γ	/ 0.0031				
¹ H		1.00784–1.00811							
¹ H	99.9885(70)	1.007825032	>2.8 × 10 ²³ a			1/2+	+2.7928473		
² H	0.0115(70)	2.014101778				1+	+0.8574382	+2.86 mb	
³ H		3.016049278	12.31 a	β ⁻ /0.01859	0.01860/100.	1/2+	+2.9789624		
⁴ H		4.026	Γ = 1.2	n/	/100	2-			
⁵ H		5.035	Γ < 0.5	n/	/100	(1/2+)			
⁶ H		6.045	Γ ~ 6.	n/		(2-)			
⁷ H		7.05	Γ ~ 0.1						
² He		4.002602(2)							
³ He	0.000134(3)	3.01602932				1/2+	-2.127750		
⁴ He	99.999866(3)	4.0026032541				0+			
⁵ He		5.0121	Γ = 0.60(2)	n, α		3/2-			
⁶ He		6.0188859	0.8069 s	β ⁻ /3.508	3.510/100.	0+			
				β, d	0.35/0.00017				
⁷ He		7.02799	Γ ~ 0.19	n		(3/2)-			
⁸ He		8.033934	0.119 s	β ⁻ /10.65	/84.	0+			0.9807/84.
				β ⁻ n/	/16.				0.4776/5.
				β, t	/0.82				
⁹ He		9.0440	Γ = 0.10(6)	n	/100	(1/2-)			
¹⁰ He		10.053	Γ = 0.1	2n	/100	0+			
³ Li		6.938–6.997							
⁴ Li		4.027	Γ = 6.0	p/	/100	2-			
⁵ Li		5.0125	Γ = 1.2	p/α		3/2-			
⁶ Li	7.59(4)	6.01512289				1+	+0.822047	-0.82 mb	
⁷ Li	92.41(4)	7.01600344				3/2-	+3.25644	-0.0406	
⁸ Li		8.0224863	0.839 s	β ⁻ /16.004	12.5/100.	2+	+1.65334	+0.0314	
				α/	α(1.6)				
⁹ Li		9.026790	0.178 s	β ⁻ /13.606	13.5/75.	3/2-	3.4368	-0.0306	
				β ⁻ /	11/25.				
¹⁰ Li		10.0355	Γ = 0.11(5)	n	/7.	1+			
¹¹ Li		11.043724	8.8 ms	β ⁻ /20.6	/8.3	3/2(-)	3.671	-0.0339	3.368/33.
				β ⁻ , n	/85.7				0.320/7.
				β ⁻ , 2n	/4.1				2.590/8.
				β ⁻ , 3n	/1.9				5.958/3.
				β ⁻ , d	/0.013				2.895/1.5
				β ⁻ , t	/0.00009				2.811/1.1
¹² Li		12.0525	< 0.01 μs						
¹³ Li		13.063	Γ = 1.3						
⁴ Be		9.0121831(5)							
⁵ Be		5.04		p, ³ He		(1/2+)			
⁶ Be		6.01973	Γ = 0.092(6)	2p,α		0+			
⁷ Be		7.0169287	53.28 d	EC/0.8618		3/2-	-1.40		0.4776/10.4
⁸ Be		8.0053051	Γ = 6.8(17) eV	2α/0.046		0+			
⁹ Be	100.	9.0121831				3/2-	-1.1776	+0.0529	
¹⁰ Be		10.013535	1.39 × 10 ⁶ a	β ⁻ /0.5559	0.555/100.	0+			
¹¹ Be		11.021661	13.8 s	β ⁻ , β ⁻ α/11.51	11.48/61.	1/2+	-1.681		2.125/35.5
¹² Be		12.02692	22.0 ms	β ⁻ , (n)/11.71	n/0.5	0+			(0.95–4.4)
¹³ Be		13.0361	Γ ~ 1.						
¹⁴ Be		14.043	4.6 ms	β ⁻ /16.2		0+			3.5346/0.9
				β ⁻ , n	0.288/94.				3.6845/7.
				β ⁻ , 2n	/6.				
				β ⁻ , α	/ <0.012				
				β ⁻ , t	/ <0.04				

Elem. or Isot.	Natural Abundance (Atom %)	Atomic Mass or Weight	Half-Life/ Resonance Width (MeV)	Decay Mode/ Energy (/MeV)	Particle Energy/ Intensity (MeV/%)	Spin (<i>h</i> /2 <i>π</i>)	Nuclear Magnetic Mom. (nm)	Elect. Quadr. Mom. (b)	γ-Energy/ Intensity (MeV/%)
¹⁵ Be		15.053	Γ = 0.6	β-					
¹⁶ Be		16.062	Γ = 0.8	2n		0+			
⁵ B		10.806–10.821							
⁷ B		7.0297	Γ = 1.4(2)	p, α		(3/2-)			
⁸ B		8.02461	0.770 s	β+, 2α/17.979	13.7(β+)/93.	2+	1.0358	+0.065	ann.rad./
⁹ B		9.01333	Γ = 0.5(2) keV	p, 2α/		3/2-			
¹⁰ B	19.9(7)	10.012937				3+	+1.8006448	+0.085	
¹¹ B	80.1(7)	11.009305				3/2-	+2.688649	+0.0407	
¹² B		12.01435	0.0202 s	β- /13.369		1+	+1.0027	0.0132	4.438/1.3
				β- α/1.6/					3.215/0.00065
¹³ B		13.01778	0.0174 s	β- /13.437	13.4	3/2-	+3.1778	+0.037	3.68/7.6
				β- n/0.25/	2.43(n)/0.09				
					3.55(n)/0.16				
¹⁴ B		14.0254	14. ms	β- /20.64		2-	1.185	0.030	6.094/90.
¹⁵ B		15.0311	9.9 ms	β-, (n)/19.09	n//99.7	(3/2-)	2.66	0.038	
¹⁶ B		16.0398	Γ < 0.1	n					
¹⁷ B		17.047	5.1 ms	β-, (n)/22.7			2.55	0.039	
¹⁸ B		18.056	< 0.026 μs			0-			
¹⁹ B		19.063	2.9 ms	β-, (n)/26.5	1n//72.	(3/2-)			
					2n//16.				
					3n// < 9.				
⁶ C		12.0096–12.0116							
⁸ C		8.0376	Γ = 0.25(4)	p		0+			
⁹ C		9.03104	127. ms	β+, p, 2α/16.498		(3/2-)	1.391		ann.rad./
¹⁰ C		10.016853	19.3 s	β+ /3.648	1.865	0+			ann.rad./
									0.71829/100.
¹¹ C		11.01143	20.4 m	β+, EC/1.982	0.9608/99.	3/2-	-0.964	0.032	ann.rad./
¹² C	98.93(8)	12.000000000				0+			
¹³ C	1.07(8)	13.003354835				½-	+0.702412		
¹⁴ C		14.00324199	5715. a	β- /0.15648	0.1565/100.	0+			
¹⁵ C		15.01060	2.45 s	β- /9.772	4.51/68.	½+	1.72		5.298/68.
					9.82/32.				(7.30–9.05)
¹⁶ C		16.01470	~ 0.750 s	β- /8.012	β/3.3, 4.3/84, 16	0+			
				β, n	n/0.8, 1.7/84, 16				
¹⁷ C		17.0226	0.19 s	β- /13.17		3/2+	0.758		1.375
				β-, n	n/1.6–3.7/11.				1.849
									1.906
¹⁸ C		18.0268	0.092 s	β- /11.81		0+			
				β-, n	n/0.88–4.59/21.				
¹⁹ C		19.035	0.05 s	n		½+			
²⁰ C		20.040	0.02 s	β, n	1n// ~ 65.	0+			
					2n// < 19.				
²¹ C		21.049	< 0.03 μs						
²² C		22.058	6 ms	β-, n	1n// ~ 61.	0+			
					2n// < 37.				
⁷ N		14.00643–14.00728							
¹⁰ N		10.042	Γ = 2.3(16)						
¹¹ N		11.0261	Γ = 0.83			½+			
¹² N		12.01861	11.00 ms	β+, β+α/17.338	16.38/95.	1+	+0.457	+10. mb	ann.rad./
									4.438/2.
¹³ N		13.005739	9.97 m	β+ /2.2204	1.190/100.	½-	0.3222		
¹⁴ N	99.636(20)	14.003074004				1+	+0.403761	+0.02044	
¹⁵ N	0.364(20)	15.00010899				½-	-0.283189		
¹⁶ N		16.00610	7.13 s	β- /10.419	4.27/68.	2-			6.129/68.8

Elem. or Isot.	Natural Abundance (Atom %)	Atomic Mass or Weight	Half-Life/ Resonance Width (MeV)	Decay Mode/ Energy (/MeV)	Particle Energy/ Intensity (MeV/%)	Spin ($\hbar/2\pi$)	Nuclear Magnetic Mom. (nm)	Elect. Quadr. Mom. (b)	γ -Energy/ Intensity (MeV/%)
				β^- , α	10.44/26. 1.85/.0012 (0.6–2.3)		1.986	18 mb	7.115/4.7 (0.99–8.87)
¹⁷ N		17.0084	4.17 s	β^- , β^- n/8.68 0.4–1.7n/95.	3.7/100.	$\frac{1}{2}^-$	0.3551		0.871/3. 2.1842/0.3
¹⁸ N		18.0141	0.62 s	β^- α / β^- /13.90 β^- , α β^- , n	8.0, 8.2 9.4/100. (1.08–5.23)/12. /14	1-	0.3273	0.012	0.822/48. 1.65/47. 1.982/77. (0.535–7.13)
¹⁹ N		19.0170	0.336 s	β^- /12.53 β^- , n			0.305		(0.096–3.14)
²⁰ N		20.0234	0.136 s	β^- /17.97 β^- , n					
²¹ N		21.027	0.083 s	β^- , n β^-	1.10–3.68/43. 4.98//90.5 //3.5				1.222
²² N		22.034	0.02 s	β^- , n	1n// ~ 41. 2n// < 13.				
²³ N		23.041	15. ms	β^- , n	n// ~ 42. 2n// ~ 8. 3n// < 3.4				
²⁴ N		24.051	< 0.052 μ s						
²⁵ N		25.060	< 0.26 μ s						
⁸ O		15.99903– 15.99977							
¹² O		12.0343	Γ < 0.07	2p		0+			
¹³ O		13.0248	8.9 ms	β^+ , p/17.77	1.560 (p) p/(1.00–13.5)	(3/2-)	1.389	0.011	ann.rad./ 4.438/0.56
¹⁴ O		14.008596	70.62 s	β^+ /5.1430	1.81/99.	0+			ann.rad./ 2.312/99.4
¹⁵ O		15.003066	122.2 s	β^+ /2.754	1.723/100.	1/2-	0.7195		ann.rad./
¹⁶ O	99.757(16)	15.994914620				0+			
¹⁷ O	0.038(1)	16.999131757				5/2+	-1.8938	-0.026	
¹⁸ O	0.205(14)	17.999159613				0+			
¹⁹ O		19.00358	26.9 s	β^- /4.820	3.25/60. 4.60/40.	5/2+	1.5320	3.7 mb	0.197/95.9 1.3569/50.4 (0.11–4.18)
²⁰ O		20.00408	13.5 s	β^- /3.814		0+			1.057/100.
²¹ O		21.0087	3.4 s	β^- /8.11					(0.28–4.6)
²² O		22.0100	2.2 s	β^- /6.5		0+			0.072/100 0.638/98 1.862/63 (0.918–2.499)
²³ O		23.016	0.097 s	β^- , n	/7.2%				2.234/51.5 4.066/17.1 (0.911–3.868)
²⁴ O		24.020	~ 65. ms	β^- , n	n//18.	0+			1.83/28. 0.52/14. 1.31/12.
²⁵ O		25.029	Γ ~ 0.02						
²⁶ O		26.037	Γ <	2n		0+			
²⁷ O		27.048	< 0.026 μ s						
²⁸ O		28.056	< 0.10 μ s			0+			
⁹ F		18.99840316(1)							
¹⁴ F		14.0343	Γ = 0.9						
¹⁵ F		15.0180	Γ = 0.8(3)	p		(1/2+)			

Elem. or Isot.	Natural Abundance (Atom %)	Atomic Mass or Weight	Half-Life/ Resonance Width (MeV)	Decay Mode/ Energy (/MeV)	Particle Energy/ Intensity (MeV/%)	Spin ($\hbar/2\pi$)	Nuclear Magnetic Mom. (nm)	Elect. Quadr. Mom. (b)	γ -Energy/ Intensity (MeV/%)
¹⁶ F		16.0115	$\Gamma = 0.037(14)$	p		0-			
¹⁷ F		17.002095	64.5 s	β^+ /2.761	1.75/	5/2+	+4.721	−0.08	ann.rad./
¹⁸ F		18.000937	1.8287 h	β^+ , EC/1.656	0.635/97.	1+			ann.rad./
¹⁹ F	100.	18.99840316				½+	+2.62887		
²⁰ F		19.9999813	11.00 s	β^- /7.0245	5.398/100.	2+	+2.0934	0.042	1.634/100.
									3.33/0.009
²¹ F		20.99995	4.16 s	β^- /5.684	3.7/8.	5/2+	3.9		0.3507/90.
					5.0/63.				1.395/15.
					5.4/29.				(1.746–4.684)
²² F		22.00300	4.23 s	β^- /10.82	3.48/15.	4+	2.694	0.003	1.2746/100.
					4.67/7.				2.0826/82.
					5.50/62.				(0.82–4.37)
²³ F		23.0036	2.2 s	β^- /8.5		5/2+			1.701/48.
									2.129/34.
									(0.493–3.83)
²⁴ F		24.0081	0.3 s	β^- /13.5					1.9816/
²⁵ F		25.0122	~ 50. ms	β^- , (n)	n//14.				1.70/39.
									(0.57–2.19)
²⁶ F		26.0200	10. ms	β^- , (n)	n//11.				2.02/67.
									1.67/19.
²⁷ F		27.026	5.0 ms	β^- , (n)	n//90.				2.02/18.
²⁸ F		28.035	< 0.04 μ s						
²⁹ F		29.043	2.5 ms	β^- , (n)	n//100.				
³⁰ F		30.052	< 0.26 μ s						
³¹ F		31.06	> 0.26 μ s						
¹⁰ Ne		20.1797(6)							
¹⁶ Ne		16.0258	$\Gamma = 0.12(4)$	2p		0+			
¹⁷ Ne		17.017714	109. ms	β^+ , p/14.53	1.4–10.6/6.9	1/2-	0.787		ann.rad./
				β^+ , α	/0.014				0.495
¹⁸ Ne		18.005709	1.665 s	β^+ /4.446	3.416/92.	0+			ann.rad./
									1.0413/7.8
									(0.658–1.70)
¹⁹ Ne		19.001881	17.26 s	β^+ /3.238	2.24/99.	1/2+	−1.885		ann.rad./
									(0.11–1.55)
²⁰ Ne	90.48(3)	19.99244018				0+			
²¹ Ne	0.27(1)	20.9938467				3/2+	−0.66180	+0.103	
²² Ne	9.25(3)	21.9913851				0+			
²³ Ne		22.994467	37.2 s	β^- /4.376	3.95/32.	5/2+	−1.08	+0.15	0.440/33.
					4.39/67.				(1.64–2.98)
²⁴ Ne		23.993611	3.38 m	β^- /2.47	1.10/8.	0+			0.4723/100.
					1.98/92.				0.874/7.9
²⁵ Ne		24.9978	0.61 s	β^- /7.30	6.3/	1/2+	−1.006		0.0895/96.
					7.3/				(0.98–3.69)
²⁶ Ne		26.0005	197 ms	β^- , n/7.3	n //0.13	0+			0.082/100
									1.278/6
									0.233/5
									0.151/3
									1.211/1
									2.489/1
²⁷ Ne		27.0076	31. ms	β^- , n/12.7	n //3.	(3/2+)			
²⁸ Ne		28.012	19. ms	β^- , n/12.3	n//12.	0+			2.06/19.
					2n//3.				0.86/3.
²⁹ Ne		29.020	15. ms	β^- , (n)/15.4	n//29.	(3/2+)			2.92/55.
				β^- , 2n	2n//4.				(0.22–1.18)
³⁰ Ne		30.025	7. ms	β^- , (n)	n//9.	0+			0.151/9.

Elem. or Isot.	Natural Abundance (Atom %)	Atomic Mass or Weight	Half-Life/ Resonance Width (MeV)	Decay Mode/ Energy (/MeV)	Particle Energy/ Intensity (MeV/%)	Spin (<i>h</i> /2 <i>π</i>)	Nuclear Magnetic Mom. (nm)	Elect. Quadr. Mom. (b)	γ-Energy/ Intensity (MeV/%)
³¹ Ne		31.03	3. ms						
³² Ne		32.040	~ 3.5 ms			0+			
³³ Ne		33.049	< 0.26 μs						
³⁴ Ne		34.057	> 1.5 μs			0+			
₁₁Na		22.98976928(2)							
¹⁸ Na		18.027	Γ < 0.02	p					
¹⁹ Na		19.0139	0.03 s	β+, p/11.18					
²⁰ Na		20.00735	0.446 s	β+ /13.89		2+	+0.3694	+0.10	ann.rad./
				α	2.15/16				1.634/79.
²¹ Na		20.997655	22.48 s	β+ /3.547	2.50/95.	3/2+	+2.3863	+0.14	ann.rad./
									0.351/5.
²² Na		21.994437	2.605 a	β+ /90/2.842	0.545/90.	3+	+1.746	+0.19	ann.rad./
				EC/10/					1.2745/99.9
²³ Na	100.	22.98976928				3/2+	+2.21752	+0.106	
^{24m} Na			20.2 ms	I.T., β-		1+	-1.93		0.4723/100.
²⁴ Na		23.9909630	14.96 h	β- /5.5158	1.389/>99.	4+	+1.690		1.3686/100.
									2.754/100.
									(0.997-4.238)
²⁵ Na		24.98995	59.3 s	β- /3.835	2.6/7.	5/2+	+3.683	-0.0015	0.3897/12.7
					3.15/25.				0.5850/13.
					4.0/65.				0.9747/14.9
									(0.836-2.80)
²⁶ Na		25.99264	1.071 s	β- /9.31		3+	+2.851	-5.3 mb	1.809/98.9
									(0.24-7.37)
²⁷ Na		26.99408	0.290 s	β- /9.01	7.95/	5/2+	+3.90	-7.2 mb	0.9847/87.4
				β-, n/					1.698/11.9
²⁸ Na		27.9989	31. ms	β- /14.0	12.3/	1+	+2.43	+0.040	1.473/37.
				β-, n/					2.389/18.6
²⁹ Na		29.00288	44. ms	β-, n/13.3	11.5/	3/2+	+2.45	+86. mb	2.560/36.
									(1.04-3.99)
³⁰ Na		30.00910	50. ms	β-, n/17.5	n//30.	2+	+2.08		1.483/46.
³¹ Na		31.0132	17.2 ms	β-, n/15.9	n//37.	3/2-	+2.30		1.483/14.
									(0.05-3.54)
³² Na		32.020	13.5 ms	β- /19.1					0.240-3.935
				β-, n					0.171-0.894
				β-, 2n					1.483/4.2
³³ Na		33.026	8.0 ms	β- /20.	/ ~ 38				0.886/16
				β-, n	0.8,1.02/47(6)				0.546/6.4
				β-, 2n	/13(3)				0.050-2.55
³⁴ Na		34.034	5. ms	β- /24.					
³⁵ Na		35.041	1.5 ms	β- /24					
³⁶ Na		36.05	< 0.26 μs						
³⁷ Na		37.06	> 1.5 μs						
₁₂Mg		24.304-24.307							
¹⁹ Mg		19.0342	4 x 10 ⁻¹² s	2p					
²⁰ Mg		20.0189	96. ms	β+ /10.73	/70	0+			
				β+, p	/30				
²¹ Mg		21.0117	122. ms	β+, p/13.10		5/2+	-0.98		0.332/51.
²² Mg		21.999571	3.876 s	β+ /4.786	3.05/	0+			0.0729/60.
									0.5820/100.
									(1.28-1.93)
²³ Mg		22.994124	11.32 s	β+ /4.057	3.09/92.	3/2+	0.536	1.25	0.440/8.2
²⁴ Mg	78.951(12)	23.9850417				0+			
²⁵ Mg	10.020(8)	24.9858370				5/2+	-0.85545	+0.200	
²⁶ Mg	11.029(10)	25.9825930				0+			

Elem. or Isot.	Natural Abundance (Atom %)	Atomic Mass or Weight	Half-Life/ Resonance Width (MeV)	Decay Mode/ Energy (/MeV)	Particle Energy/ Intensity (MeV/%)	Spin ($\hbar/2\pi$)	Nuclear Magnetic Mom. (nm)	Elect. Quadr. Mom. (b)	γ -Energy/ Intensity (MeV/%)
²⁷ Mg		26.9843406	9.45 m	β^- /2.6103	1.59/41.	1/2+	−0.411		0.17068/0.9
					1.75/58.				0.84376/72.
					2.65/0.3				1.01443/28.
²⁸ Mg		27.98388	20.9 h	β^- /1.832	0.459/95.	0+			0.0306/95.
									0.4006/36.
									0.9418/36.
									1.342/54.
²⁹ Mg		28.9886	1.3 s	β^- /7.55	5.4/	3/2+	+0.978		0.960/15.
									1.398/16.
									2.224/36.
³⁰ Mg		29.99046	0.32 s	β^- /7.0		0+			0.224/85.
³¹ Mg		30.99665	0.24 s	β^- /11.7	8.4/29.9	1/2+	−0.8836		1.613/47.
									0.947/37.
									(0.666–4.640)
				β^- , n	/1.7				
³² Mg		31.99911	0.12 s	β^- /10.3		0+			2.765/25.
³³ Mg		33.00533	91. ms	β^- /13.7	/83.	3/2-			1.848/
				β^- , n	/17.				
³⁴ Mg		34.0089	0.02 s	β^- /11.3		0+			
³⁵ Mg		35.017	0.07 s			(7/2-)			
³⁶ Mg		36.022	4. ms			0+			
³⁷ Mg		37.030	> 0.26 μ s			(7/2-)			
³⁸ Mg		38.037	> 0.26 μ s			0+			
³⁹ Mg		39.045	< 0.26 μ s						
⁴⁰ Mg		40.052	> 0.17 μ s			0+			
¹³ Al		26.9815385(7)							
²¹ Al		21.029	< 0.035 μ s						
²² Al		22.020	59. ms	β^+ /18.6	p/1.3/18.	4+			ann.rad./
					p/0.48–7.52				0.584/47.
									(1.25–2.15)
				β^+ , p, 2p, α /	α /3.3/0.3				
^{23m} Al			~ 0.35 s	β^+ , p/0.17					0.554
									0.839
²³ Al		23.007244	0.47 s	β^+ /12.24	p/0.56/46	5/2+	3.89	0.16	ann.rad./
				β^+ , p/	p/2.01/20				
^{24m} Al			0.131 s	I.T./0.4259		1+	3.0		
				β^+	13.3				1.3686/5.3
²⁴ Al		23.99995	2.07 s	β^+ /13.878,p	3.40/48.	4+			1.078(2)/16.
					4.42/41.				1.368(2)/96.
					6.80/3.				2.753(2)/43.
					8.74/8.				4.315(3)/15.
									5.392(3)/20.
									7.0662(2)/41.
²⁵ Al		24.990428	7.17 s	β^+ /4.277	3.27/	5/2+	3.646	0.24	ann.rad./
									1.6115(2)/100.
									0.975(2)/5.
^{26m} Al			6.345 s	β^+ /	3.2/	0+			ann.rad./
²⁶ Al		25.9868919	7.1 $\times 10^5$ a	β^+ /82/4.0042	1.16/	5+	+2.804	+0.27	ann.rad./
				EC/18					1.8087/99.8
²⁷ Al	100.	26.9815385				5/2+	+3.641507	+0.147	
²⁸ Al		27.981910	2.25 m	β^- /4.6422	2.865/100.	3+	3.24	0.18	1.7778(6)/100.
²⁹ Al		28.98046	6.5 m	β^- /3.680	1.4/30.	5/2+			1.2732(8)/89.
					2.5/70.				2.0282(8)/4.
									2.4262(8)/7.
³⁰ Al		29.9830	3.68 s	β^- /8.56	5.05/	3+	3.01		1.26313(3)/35.

Elem. or Isot.	Natural Abundance (Atom %)	Atomic Mass or Weight	Half-Life/ Resonance Width (MeV)	Decay Mode/ Energy (/MeV)	Particle Energy/ Intensity (MeV/%)	Spin ($\hbar/2\pi$)	Nuclear Magnetic Mom. (nm)	Elect. Quadr. Mom. (b)	γ -Energy/ Intensity (MeV/%)
³¹ Al		30.9839	0.64 s	β^- /8.00	6.25/	5/2+	3.8	0.134	2.23525(5)/65. 0.75223(3)/18. 1.69473(3)/59. 2.31664(4)/73.
³² Al		31.9881	33. ms	β^- /13.0		1+	1.96	0.024	
³³ Al		32.9909	41.7 ms	β^- /12.0	/91.5			~ 0.13	1.940/2.5 (1.01–4.34)
³⁴ Al		33.9967	56. ms	β^- /17.1	4.255/44	4			0.929/57 (0.12–4.26)
³⁵ Al		34.9998	38. ms	β^- /14.3	0.974/48	5/2+			0.064/45. (0.12–5.63)
³⁶ Al		36.006	0.09 s	β^- /18.3					
				β^- , n	/ <31.				
³⁷ Al		37.011	11. ms	β^- /16.					
³⁸ Al		38.017	> 7.6 ms						
³⁹ Al		39.023	> 8. ms						
⁴⁰ Al		40.030	> 0.26 μ s						
⁴¹ Al		41.036	> 0.26 μ s						
⁴² Al		42.044	> 0.17 μ s						
⁴³ Al		43.05	> 0.17 μ s						
¹⁴ Si		28.084–28.086							
²² Si		22.036	29. ms	β^+ , p	1.99/20	0+			
²³ Si		23.025	40.7 ms	β^+ , p/5.9	1.32 (0.6–11.6)				
²⁴ Si		24.0115	0.14 s	β^+ , p/10.81	1.44, 3.92,1.09	0+			ann.rad./ (1.66–4.47)
²⁵ Si		25.0041	221 ms	β^+ , p/12.74	p/4.25/9.5	5/2+			ann.rad./ p/0.40/4.75 p/0.56–6.80
²⁶ Si		25.99234	2.228 s	β^+ /5.066	3.282/	0+			ann.rad./ 0.8294(8)/22.
²⁷ Si		26.986705	4.14 s	β^+ /4.8118	3.85/100.	5/2+	–0.865		ann.rad./ 2.211(5)/0.2
²⁸ Si	92.223(19)	27.976926535				0+			
²⁹ Si	4.685(8)	28.976494665				1/2+	–0.5553		
³⁰ Si	3.092(11)	29.9737701				0+			
³¹ Si		30.9753632	2.62 h	β^- /1.4920	1.471/99.9	3/2+			1.2662(5)/0.05
³² Si		31.974152	1.5 $\times 10^2$ a	β^- /0.224	0.213/100.	0+			
³³ Si		32.977977	6.1 s	β^- /5.85	3.92	(3/2+)	1.21		1.4313(5)/13. 1.8477/100. 2.538(2)/10.
³⁴ Si		33.9786	2.8 s	β^- /4.60	3.09/	0+			0.42907(5)/60. 1.17852(2)/64. 1.60756(5)/36.
³⁵ Si		34.9846	0.9 s	β^- /10.50					
³⁶ Si		35.9867	0.5 s	β^- /7.9		0*			
				β^- , n	/~ 12.				
³⁷ Si		36.993	~ 0.09 s	β^- /12.5					
				β^- , n	/~ 17.				
³⁸ Si		37.9955	> 1 μ s	β^- /10.7		0*			
				β^- , n					
³⁹ Si		39.002	48. ms	β^- /14.8					
⁴⁰ Si		40.006	33. ms			0*			
⁴¹ Si		41.013	20. ms						
⁴² Si		42.018	13. ms			0*			
⁴³ Si		43.025	> 0.26 μ s						

Elem. or Isot.	Natural Abundance (Atom %)	Atomic Mass or Weight	Half-Life/ Resonance Width (MeV)	Decay Mode/ Energy (/MeV)	Particle Energy/ Intensity (MeV/%)	Spin ($\hbar/2\pi$)	Nuclear Magnetic Mom. (nm)	Elect. Quadr. Mom. (b)	γ -Energy/ Intensity (MeV/%)
⁴⁴ Si		44.031	> 0.36 μ s						
¹⁵ P		30.97376200(1)							
²⁴ P		24.036							
²⁵ P		25.021	< 0.03 μ s						
²⁶ P		26.012	44. ms	β^+ , p/18.1	p/0.41/18.0 p/1.98/2.4 p/0.78-7.49	3+			
²⁷ P		26.9992	0.3 s	β^+ , p/11.63	p/0.73, 0.61/0.07	1/2+			
²⁸ P		27.99233	270. ms	β^+ /14.332	3.94/13. 5.25/13. 6.96/16. 8.8/7. 11.49/52.	3+	0.31		ann.rad./ 1.779(2)/98. 2.839(2)/2.8 3.040(2)/3.2 4.498(2)/12. 7.537(2)/9.
²⁹ P		28.981801	4.14 s	β^+ /4.9431	3.945/98.	1/2+	1.2349		ann.rad./ 1.273/1.32 2.426/0.39
³⁰ P		29.978314	2.50 m	β^+ /4.2323	3.245/99.9	1+			ann.rad./ 2.230(3)/0.07
³¹ P	100.	30.97376200				1/2+	+1.13160		
³² P		31.9739076	14.28 d	β^- /1.7106	1.710/100.	1+	-0.2524		
³³ P		32.97173	25.3 d	β^- /0.249	0.249/100.	1/2+			
³⁴ P		33.97365	12.4 s	β^- /5.374	3.2/15. 5.1/85.	1+			1.78-4.1/ 2.127(5)/15.
³⁵ P		34.97331	47. s	β^- /3.989	2.34/100.	1/2+			1.572(1)/100.
³⁶ P		35.9783	5.7 s	β^- /10.41					0.902/77. 3.291/100.
³⁷ P		36.9796	2.3 s	β^- /7.90					0.6462/ 1.5829/ 1.2923/ 2.224/
³⁸ P		37.9843	0.6 s	β^- /12.4 β^- , n	/~ 12.				
³⁹ P		38.986	0.3 s	β^- /10.5 β^- , n	/26				
⁴⁰ P		39.991	0.15 s	β^- /14.5 β^- , n	/~ 30.				
⁴¹ P		40.995	0.10 s	β^- /~ 13.8 β^- , n	/~ 30.				
⁴² P		42.001	49. ms	β^- /17. β^- , n	/~ 50.				
⁴³ P		43.005	36. ms	β^- /16. β^- , n	/100.				
⁴⁴ P		44.011	19. ms						
⁴⁵ P		45.016	> 0.2 μ s						
⁴⁶ P		46.024	> 0.2 μ s						
¹⁶ S		32.059-32.076							
²⁶ S		26.029	< 0.08 μ s			0+			
²⁷ S		27.018	16. ms	β^+ , 2p/18.3	p/2.26, 7.80				
²⁸ S		28.004	0.13 s			0+			
²⁹ S		28.9966	0.188 s	β^+ /13.79 β^+ , p/		5/2+			ann.rad./
³⁰ S		29.984907	1.176 s	β^+ /6.138	4.42/78. 5.08/20.	0+			ann.rad./ 0.678/79.
³¹ S		30.979557	2.553 s	β^+ /5.396	4.39/99.	1/2+	0.48793		ann.rad./ 1.2662(5)/1.2
³² S	94.99(26)	31.97207117				0+			

Elem. or Isot.	Natural Abundance (Atom %)	Atomic Mass or Weight	Half-Life/ Resonance Width (MeV)	Decay Mode/ Energy (/MeV)	Particle Energy/ Intensity (MeV/%)	Spin (<i>h</i> /2 <i>π</i>)	Nuclear Magnetic Mom. (nm)	Elect. Quadr. Mom. (b)	γ-Energy/ Intensity (MeV/%)
³³ S	0.75(2)	32.97145891				3/2+	+0.64382	−0.068	
³⁴ S	4.25(24)	33.967867				0+			
³⁵ S		34.9690323	87.2 d	β [−] /0.1672	0.1674/100.	3/2+	+1.00	+0.047	
³⁶ S	0.01(1)	35.967081				0+			
³⁷ S		36.971126	5.05 m	β [−] /4.8653	1.64/94. 4.75/5.6	7/2 [−]			0.9083(4)/0.06 3.1033(2)/94.2
³⁸ S		37.97116	2.84 h	β [−] /2.94	1.00/	0+			0.1962(4)/0.2 1.9421(3)/84.
³⁹ S		38.9751	11.5 s	β [−] /6.64					1.301/52. 1.697/44.
⁴⁰ S		39.97548	9. s	β [−] /4.7		0+			(0.2116–1.874)
⁴¹ S		40.97959	~ 2.6 s	β [−] /8.7					
				β [−] , n					
⁴² S		41.98107	1.03 s	β [−] /7.8		0+			(0.118–2.912)
				β [−] , n	/ < 4.				
⁴³ S		42.98691	0.26 s	β [−] /12.					
				β [−] , n	/ ~ 40				
⁴⁴ S		43.99012	0.10 s	β [−] /9.		0+			
				β [−] , n	/18.				
⁴⁵ S		44.996	68. ms	β [−] /14.					
				β [−] , n	/54.				
⁴⁶ S		46.000	0.05 s			0+			
⁴⁷ S		47.008	> 0.2 μs						
⁴⁸ S		48.014	> 0.2 μs			0+			
⁴⁹ S		49.023	< 0.2 μs						
¹⁷ Cl		35.446–35.457							
²⁸ Cl		28.030							
²⁹ Cl		29.015	< 0.02 μs						
³⁰ Cl		30.005	< 0.03 μs						
³¹ Cl		30.9924	0.15 s	β ⁺ , p/11.98	0.986, 1.52/0.7	3/2+			ann.rad./ 2.234
					0.762–2.75				1.249–4.045
³² Cl		31.985685	297. ms	β ⁺ /12.69	9.47/50.	1+	1.11		ann.rad./ 2.2305/92
				β ⁺ , α	/0.05				(1.55–4.77)
				β ⁺ , p	/0.026				ann.rad./ 0.8409/0.52
³³ Cl		32.977452	2.511 s	β ⁺ /5.583	4.51/98.	3/2+	+0.752		1.966/0.45 2.866/0.44
^{34m} Cl			32.2 m	β ⁺ /	1.35/24. 2.47/28.	3+			ann.rad./ 0.1457(8)/42. 2.1276(5)/42.
				I.T./					
³⁴ Cl		33.9737625	1.528 s	β ⁺ /5.4922	4.50/100.	0+			ann.rad./
³⁵ Cl	75.76(10)	34.9688527				3/2+	+0.82187	−0.082	
³⁶ Cl		35.9683068	3.01 × 10 ⁵ a	β [−] /0.7086	0.7093/98.	2+	+1.28547	−0.018	
				β ⁺ , EC/1.1421	0.115/0.002				ann.rad./
³⁷ Cl	24.24(10)	36.9659026				3/2+	+0.68412	−0.0646	
^{38m} Cl			0.715 s	I.T./		5 [−]			0.6714/100
³⁸ Cl		37.968010	37.2 m	β [−] /4.9168	1.11/31. 2.77/11. 4.91/58.	2 [−]	2.05		1.64267/33.3 2.16740/44.8 3.80998/0.03
³⁹ Cl		38.96801	55.6 m	β [−] /3.442	1.91/85. 2.18/8.	3/2+			0.25026(1)/47. 1.26720(5)/54.

[illegible]

Elem. or Isot.	Natural Abundance (Atom %)	Atomic Mass or Weight	Half-Life/ Resonance Width (MeV)	Decay Mode/ Energy (/MeV)	Particle Energy/ Intensity (MeV/%)	Spin (<i>h</i> /2π)	Nuclear Magnetic Mom. (nm)	Elect. Quadr. Mom. (b)	γ-Energy/ Intensity (MeV/%)
1.74/41									(2.02–4.01)
⁴⁸ Ar		47.976	0.48 s			0+			
⁴⁹ Ar		48.982	0.17 s	β-, n	n// ~ 65.				
⁵⁰ Ar		49.986	~ 0.085 s	β-, n	n// ~ 35.	0+			
⁵¹ Ar		50.994	> 0.2 μs	β-					
⁵² Ar		51.999	10 ms	β-		0+			
⁵³ Ar		53.007	> 0.62 μs	β-					
¹⁹ K		39.0983(1)							
³² K		32.023							
³³ K		33.008	< 0.025 μs						
³⁴ K		33.999	< 0.04 μs						
³⁵ K		34.98805	0.19 s	β+ /11.88		3/2+	0.392		ann.rad./
				β+, p/	/0.37				1.751/14.
									2.5698/26.
									2.9827/51.
³⁶ K		35.981302	0.342 s	β+ /12.81	5.3/42.	2+	+0.548		ann.rad./
					9.9/44.				1.97044(5)/82.
				β+, p	/0.048				2.20783(5)/30.
									2.43343(2)/32.
³⁷ K		36.973376	1.23 s	β+ /6.149	5.13/	3/2+	+0.2032	0.106	ann.rad./
									2.7944(8)/2.
									3.602(2)/0.05
^{38m} K			924.5 ms	β+ /6.742	5.02/100.	0+			ann.rad./
				IT	/0.033				
				β-	/ <0.001				
³⁸ K		37.969081	7.63 m	β+ /5.913	2.60/99.8	3+	+1.37		ann.rad./
									2.1675(3)/99.8
									3.9356(5)/0.2
³⁹ K	93.2581(44)	38.96370649				3/2+	+0.39146	+0.049	
⁴⁰ K	0.0117(1)	39.9639982	1.248 × 10 ⁹ a	β- /1.3111	1.312/89.	4-	-1.29810	-0.074	ann.rad./
				β+, EC/1.505	1.50/10.7				1.4608/10.5
⁴¹ K	6.7302(44)	40.96182526				3/2+	+0.21487	+0.071	
⁴² K		41.962402	12.36 h	β- /3.525	1.97/19.	2-	-1.1425		0.31260(2)/0.3
					3.523/81.				1.5246(3)/18.1
⁴³ K		42.960735	22.3 h	β- /1.82	0.465/8.	3/2+	+0.163		0.2211(2)/4.
					0.825/87.				0.3729(2)/88.
					1.24/3.5				0.3971(2)/11.
					1.814/1.3				0.6178(2)/81.
⁴⁴ K		43.961587	22.1 m	β- /5.66	5.66/34.	2-	-0.856		0.36821/2.2
									1.15700(1)/58.
									2.15079(2)/22.
⁴⁵ K		44.960692	17.8 m	β- /4.20	1.1/23.	3/2+	+0.173		0.1743(5)/80.
					2.1/69.				1.2607(8)/7.
					4.0/8.				1.7056(6)/69.
									2.3542(5)/14.
⁴⁶ K		45.961982	1.8 m	β- /7.72	6.3/	2-	-1.05		1.347(1)/91.
									3.700(5)/28.
⁴⁷ K		46.96166	17.5 s	β- /6.64	4.1/99.	½+	+1.93		0.56474(3)/15.
					6.0/1.				0.58575(3)/85.
									2.0131/100
⁴⁸ K		47.965341	6.8 s	β- /12.09	5.0/	(2-)			0.67122(1)/4.
									0.6723(5)/20.
									0.78016(1)/32.
									3.83153(7)/80.
⁴⁹ K		48.96821	1.26 s	β- /11.0		½	+1.34		2.025/

Elem. or Isot.	Natural Abundance (Atom %)	Atomic Mass or Weight	Half-Life/ Resonance Width (MeV)	Decay Mode/ Energy (/MeV)	Particle Energy/ Intensity (MeV/%)	Spin ($\hbar/2\pi$)	Nuclear Magnetic Mom. (nm)	Elect. Quadr. Mom. (b)	γ -Energy/ Intensity (MeV/%)
⁵⁰ K		49.97238	0.472 s	β^- /14.2					2.252/
⁵¹ K		50.9758	0.365 s	β^- /			+0.513		1.027/21.7
				β^- , n	//68(10)				3.46/3.9
					/2.23/0.218				(1.976–4.035)
⁵² K		51.982	0.105 s	β^-	//79(12)				2.563/25.2
				β^- , n	/1.040/0.216				2.377/6.9
				β^- , 2n					1.027/0.55
⁵³ K		52.987	30. ms	β^-		3/2+			2.22/15.3
				β^- , n	//85(19)				2.56/51.5
⁵⁴ K		53.995	10. ms	β^-					
⁵⁵ K		55.01	> 0.62 μ s						
⁵⁶ K		56.009	> 0.62 μ s						
²⁰ Ca		40.078(4)							
³⁴ Ca		34.015	< 0.035 μ s			0+			
³⁵ Ca		35.005	25.7 ms	β^+ , p/15.6	p/1.43/49 1.9–8.8				
³⁶ Ca		35.9931	0.100 s	β^+ , (p)/10.99	p/2.61/32	0+			ann.rad./
				β^+ , n/	p/1.71/7				
³⁷ Ca		36.985898	0.182 s	β^+ /11.64	p/3.19/40.7	3/2+			ann.rad./
				β^+ , n/	p/(0.899–2.00)				1.369
³⁸ Ca		37.976319	443.8 ms	β^+ /6.74		0+			ann.rad./
									1.5677(5)/25.
									3.210(2)/1.
³⁹ Ca		38.970711	0.861 s	β^+ /6.531	5.49/100.	3/2+	1.02168	0.04	ann.rad./
⁴⁰ Ca	96.941(156)	39.9625909	5.92×10^{21} a	EC-EC		0+			
⁴¹ Ca		40.962278	9.9×10^4 a	EC/0.4214		7/2-	-1.5948	-0.090	
⁴² Ca	0.647(23)	41.958618				0+			
⁴³ Ca	0.135(10)	42.958766				7/2-	-1.31764	-0.055	
⁴⁴ Ca	2.086(110)	43.955482				0+			
⁴⁵ Ca		44.956186	162.7 d	β^- /0.257	0.257/100.	7/2-	-1.327	+0.05	
⁴⁶ Ca	0.004(3)	45.95369	$> 0.4 \times 10^{16}$ a	β^- - β^-		0+			
⁴⁷ Ca		46.95454	4.536 d	β^- /1.992	0.684/84. 1.98/16.	7/2-	-1.38	+0.02	1.297/75 (0.041–1.88)
⁴⁸ Ca	0.187(21)	47.95253	4.4×10^{19} a	β^- - β^-		0+			
			$> 7.1 \times 10^{19}$ a	β^-					
⁴⁹ Ca		48.955663	8.72 m	β^- /5.262	0.89/7. 1.95/92.	3/2-			3.0844(1)/90.7 4.0719(1)/8.12 (0.143–4.738)
⁵⁰ Ca		49.95750	14. s	β^- /4.97	3.12/	0+			0.2569/98. (0.0715–1.59)
⁵¹ Ca		50.9610	10. s	β^- /7.3		(3/2-)			
⁵² Ca		51.9632	4.6 s	β^- /8.0		0+			
⁵³ Ca		52.969	0.4 s	β^- /10.9					2.11/56
⁵⁴ Ca		53.973	0.1 s			0+			0.247/65
⁵⁵ Ca		54.980	22 ms						
⁵⁶ Ca		55.985	11 ms			0+			
⁵⁷ Ca		56.993	> 0.62 μ s						
⁵⁸ Ca		57.998	> 0.62 μ s						
²¹ Sc		44.955908(5)							
³⁶ Sc		36.016	0.102 s						
³⁷ Sc		37.004	0.181 s						
³⁸ Sc		37.995	< 0.3 μ s						
³⁹ Sc		38.9848	< 0.3 μ s	p					
⁴⁰ Sc		39.97797	0.182 s	β^+ /14.320	5.73/50.	4-			ann.rad./

Elem. or Isot.	Natural Abundance (Atom %)	Atomic Mass or Weight	Half-Life/ Resonance Width (MeV)	Decay Mode/ Energy (/MeV)	Particle Energy/ Intensity (MeV/%)	Spin (<i>h</i> /2π)	Nuclear Magnetic Mom. (nm)	Elect. Quadr. Mom. (b)	γ-Energy/ Intensity (MeV/%)
					7.53/15.				0.752/41.
					8.76/15.				3.732/99.5
					9.58/20.				(1.12–3.92)
⁴¹ Sc		40.969251	0.596 s	β+ /6.4953	5.61/100.	7/2-	+5.431	−0.156	ann.rad./
^{42m} Sc			61.6 s	β+ /	2.82/	7+			ann.rad./
									0.4375(5)/100.
									1.2270(5)/100.
									1.5245(5)/100.
⁴² Sc		41.965517	0.682 s	β+ /6.4259	5.32/100.	0+			ann.rad./
⁴³ Sc		42.96115	3.89 h	β+, EC/2.221	0.82/22.	7/2-	+4.53	−0.21	ann.rad./
					1.22/78.				0.3729(1)/22.
^{44m} Sc			58.2 h	I.T./0.27		6+	+3.83	−0.21	0.27124(1)/87.
				EC/3.926					(1.00–1.16)
⁴⁴ Sc		43.95940	3.93 h	β+, EC/3.653	1.47/	2+	+2.50	+0.18	ann.rad./
									1.157/100
⁴⁵ Sc	100.	44.955908				7/2-	+4.75649	−0.220	
^{46m} Sc			18.7 s	I.T./0.14253		1-			0.14253(2)/62.
⁴⁶ Sc		45.955168	83.81 d	β- /2.367	0.357/100.	4+	+3.04	+0.12	0.8893/100
									1.121/100
⁴⁷ Sc		46.95240	3.349 d	β- /0.600	0.439/69.	7/2-	+5.34	−0.22	0.15938(1)/68.
					0.601/31.				
⁴⁸ Sc		47.95222	43.7 h	β- /3.99	0.655/	6+	3.72		0.9835/100
									1.03750(1)/97.
									1.3121/100
⁴⁹ Sc		48.95001	57.3 m	β- /2.006	2.00/99.9.	7/2-	+ 5.62		1.7619(3)/0.05
⁵⁰ Sc		49.9522	1.71 m	β- /6.89	3.05/76.	(5+)			0.5235(1)/88.
					3.60/24.				1.1210(1)/100.
									1.5537(2)/100.
⁵¹ Sc		50.9536	12.4 s	β- /6.51	4.4/	7/2-			1.4373(4)/52.
					5.0/				0.718–2.144
⁵² Sc		51.957	8.2 s	β- /9.0		(3+)			
⁵³ Sc		52.959	> 3. ms	β- /8.1					
^{54m} Sc			2.8 μs	I.T.		(5+)			0.110/IT
⁵⁴ Sc		53.964	0.53 s	β- /11.6					0.100/50
									1.70/40
									0.50/40
⁵⁵ Sc		54.968	0.103 s	β- /13					0.593(1)/40
^{56m} Sc			0.06 s						1.161/21
									0.690/19
⁵⁶ Sc		55.973	35. ms	β-		(1+)			1.129/48
⁵⁷ Sc		56.978	13. ms	β-					
⁵⁸ Sc		57.984	12. ms	β-					
⁵⁹ Sc		58.989	> 0.62 μs						
⁶⁰ Sc		59.996	> 0.62 μs						
⁶¹ Sc		61.001	> 0.62 μs						
²² Ti		47.867(1)							
³⁸ Ti		38.011	< 0.12 μs			0+			
³⁹ Ti		39.002	29. ms	β+ /15.4	p//94				
⁴⁰ Ti		39.991	52. ms	β+ /11.7	p/2.16/29	0+			2.467/8.5
				β+, p	3.73/23				
					1.70/22				
					0.242–5.74				
⁴¹ Ti		40.9832	83. ms	β+, p/12.93	p/4.73/107	3/2+			ann.rad./
					3.10/67				
					3.75/39				

Elem. or Isot.	Natural Abundance (Atom %)	Atomic Mass or Weight	Half-Life/Resonance Width (MeV)	Decay Mode/ Energy (/MeV)	Particle Energy/ Intensity (MeV/%)	Spin ($\hbar/2\pi$)	Nuclear Magnetic Mom. (nm)	Elect. Quadr. Mom. (b)	γ -Energy/ Intensity (MeV/%)
⁴² Ti		41.973049	0.208 s	β^+ /7.000	0.744–6.73 6.0/48	0+			ann.rad./ 0.6107(5)/56.
⁴³ Ti		42.96852	0.50 s	β^+ /6.87	5.80/	7/2-	0.85		ann.rad./
⁴⁴ Ti		43.959690	59. a	EC/0.268		0+			0.06787/91 0.07832/97
⁴⁵ Ti		44.95812	3.078 h	β^+ /86/2.062 EC/14/	1.04	7/2-	0.095	~ 0.015	ann.rad./ (0.36–1.66)
⁴⁶ Ti	8.25(3)	45.952628				0+			
⁴⁷ Ti	7.44(2)	46.951759				5/2-	–0.78848	+0.30	
⁴⁸ Ti	73.72(3)	47.947942				0+			
⁴⁹ Ti	5.41(2)	48.947866				7/2-	–1.10417	+0.25	
⁵⁰ Ti	5.18(2)	49.944787				0+			
⁵¹ Ti		50.946611	5.76 m	β^- /2.471	1.50/92. 2.13/	3/2-			0.3197(2)/93. 0.6094–0.9291
⁵² Ti		51.94689	1.7 m	β^- /1.97	1.8/100.	0+			0.0170(5)/100. 0.1245/100
⁵³ Ti		52.950	33. s	β^- /5.0	(2.2–3)/	3/2-			0.1008(1)/20. 0.1276(1)/45. 0.2284(1)/39. 1.6755(5)/45. (1.72–2.8)/
⁵⁴ Ti		53.951	1.5 s	β^- /4.3		0+			
⁵⁵ Ti		54.955	1.3 s	β^- /7.4					0.672/44 (0.32–1.83)
⁵⁶ Ti		55.958	0.20 s	β^- /7.0		0+			
⁵⁷ Ti		56.964	98. ms	β^- /11.					
⁵⁸ Ti		57.967	58. ms	β^-		0+			0.114
⁵⁹ Ti		58.972	29. ms	β^-					
⁶⁰ Ti		59.976	22. ms	β^-		0+			
⁶¹ Ti		60.982	15. ms						
⁶² Ti		61.987	> 0.62 μ s						
⁶³ Ti		62.994	> 0.62 μ s						
⁶⁴ Ti									
²³ V		50.9415(1)							
⁴⁰ V		40.013							
⁴¹ V		41.000							
⁴² V		41.992	< 0.055 μ s						
⁴³ V		42.9808	79. ms	β^+ /11.3	p// < 2.5				
⁴⁴ V		43.974	0.09 s	β^+ , α /13.7					ann.rad./
⁴⁵ V		44.9658	0.54 s	β^+ /7.13		7/2-			
⁴⁶ V		45.960199	0.4227 s	β^+ /7.051	6.03/100.	0+			ann.rad./
⁴⁷ V		46.954905	32.6 m	β^+ , EC/2.928	1.90/99.+	3/2-			ann.rad./ 1.7949(8)/0.19 (0.2–2.16)
⁴⁸ V		47.95225	15.98 d	β^+ /4.012	0.698/50.	4+	2.01		ann.rad./ 0.9835/100 (1.3–2.4)
⁴⁹ V		48.94851	337. d	EC/0.602		7/2-	4.47		
⁵⁰ V	0.250(4)	49.94716	2.0×10^{17} a	EC	/ > 93	6+	+3.34569	+0.21	
			> 15×10^{17} a	β^-	/ < 7				
⁵¹ V	99.750(4)	50.94396				7/2-	+5.148706	–0.04	
⁵² V		51.94477	3.76 m	β^- /3.976	2.47/	3+			1.4341(1)/100.
⁵³ V		52.94434	1.56 m	β^- /3.436	2.52/	7/2-			1.0060(5)/90. 1.2891(3)/10.

Elem. or Isot.	Natural Abundance (Atom %)	Atomic Mass or Weight	Half-Life/ Resonance Width (MeV)	Decay Mode/ Energy (/MeV)	Particle Energy/ Intensity (MeV/%)	Spin ($\hbar/2\pi$)	Nuclear Magnetic Mom. (nm)	Elect. Quadr. Mom. (b)	γ -Energy/ Intensity (MeV/%)
^{54m} V			0.9 μ s	I.T.		(5+)			0.108/IT
⁵⁴ V		53.9464	49.8 s	β^- /7.04	1.00/5.	3+			0.8348/97.
					2.00/12.				0.9887/80.
					2.95/45.				2.259/46.
					5.20/11.				(0.56–3.38)
⁵⁵ V		54.947	6.5 s	β^- /6.0	6.0/	(7/2-)			0.5177/73.
									(0.224–1.21)
⁵⁶ V		55.950	0.22 s	β^- /9.1					1.01/30.
									0.688/26.
									(0.82–1.32)
⁵⁷ V		56.953	0.35 s	β^- /8.1					0.268/52.
									0.692/20.
									(0.25–1.31)
⁵⁸ V		57.957	0.19 s	β^- /11.6					0.880/62
									1.056/28
									2.217/13
									(1.04–1.57)
⁵⁹ V		58.959	97. ms	β^- /9.9					0.90/80.
^{60m} V			0.12 s						
⁶⁰ V		59.964	0.07 s	β^- /14.					0.102–0.208
⁶¹ V		60.97	47. ms						(0.071–1.144)
⁶² V		61.973	34. ms						
⁶³ V		62.976	18. ms						
⁶⁴ V		63.983	~ 19 ms						
⁶⁵ V		64.988	> 0.62 μ s						
⁶⁶ V		65.994	> 0.62 μ s						
⁶⁷ V									
²⁴ Cr		51.9961(6)							
⁴² Cr		42.007	13. ms	β^+ , p	p/1.90/29	0+			1.623/35
					p/1.50–3.7				
⁴³ Cr		42.998	21. ms	β^+	/12				1.555/35
				β^+ , p	/81				0.838/6.2
				β^+ , p	/7.1				1.937/1.8
				β^+ , p	/0.08				
⁴⁴ Cr		43.985	43. ms	β^+ , (p)/10.3	p/0.95–3.1	0+			0.677/59.
⁴⁵ Cr		44.9791	61. ms	β^+ , p/12.5	p/2.088/19.6	7/2-			ann.rad./
					p/(0.945–1.61)				(1.08–1.37)
⁴⁶ Cr		45.9684	0.3 s	β^+ /7.60		0+			ann.rad./
⁴⁷ Cr		46.96290	0.51 s	β^+ /7.45		3/2-			ann.rad./
⁴⁸ Cr		47.95403	21.6 h	EC/1.66		0+			ann.rad./
									0.116(2)/95.
									0.305(10)/100.
⁴⁹ Cr		48.95133	42.3 m	β^+ , EC/2.631	1.39/	5/2-	0.476		ann.rad./
					1.45/				0.09064(1)/51.
					1.54/				0.15293(1)/27.
									(0.062–1.6)
⁵⁰ Cr	4.345(13)	49.94604	>1.3 $\times 10^{18}$ a	β^+ +EC		0+			
⁵¹ Cr		50.94477	27.70 d	EC/0.7527		7/2-	-0.934		0.3201/9.8
									0.00543/2.6
									0.00495/0.02
⁵² Cr	83.789(18)	51.940606				0+			
⁵³ Cr	9.501(17)	52.940648				3/2-	-0.47454	-0.22	
⁵⁴ Cr	2.365(7)	53.938879				0+			
⁵⁵ Cr		54.940838	3.497 m	β^- /2.603	2.5/	3/2-			1.5282(2)/0.04
									(0.13–2.37)

Elem. or Isot.	Natural Abundance (Atom %)	Atomic Mass or Weight	Half-Life/ Resonance Width (MeV)	Decay Mode/ Energy (/MeV)	Particle Energy/ Intensity (MeV/%)	Spin (<i>h</i> /2π)	Nuclear Magnetic Mom. (nm)	Elect. Quadr. Mom. (b)	γ-Energy/ Intensity (MeV/%)
⁵⁶ Cr		55.94065	5.9 m	β- /1.62	1.50/100.	0+			0.026(2)/100. 0.083(3)/100.
⁵⁷ Cr		56.94361	21. s	β- /5.1	3.3/ 3.5/	3/2-	0.0834		0.850/8. (0.083–2.62)
⁵⁸ Cr		57.944	7.0 s	β- /4.0		0+			(0.131–0.683)
^{59m} Cr			0.10 ms	I.T.		(9/2+)			0.208/IT 0.193 0.102
⁵⁹ Cr		58.949	1.0 s	β- /7.7					1.236
⁶⁰ Cr		59.950	0.6 s	β- /6.0		0+			
⁶¹ Cr		60.954	0.23 s	β- /8.8					(0.157–2.378)
⁶² Cr		61.956	0.19 s	β- /7.3		0+			(0.156–1.215)
⁶³ Cr		62.962	0.129 s	β-					(0.250–3.454)
⁶⁴ Cr		63.964	0.043 s	β-		0+			0.188
⁶⁵ Cr		64.970	0.027 s	β-					0.272, 1.368
⁶⁶ Cr		65.974	23. ms	β-		0+			
⁶⁷ Cr		66.980	> 0.3 μs						
⁶⁸ Cr		67.984	> 0.62 μs						
²⁵ Mn		54.938044(3)							
⁴⁴ Mn		44.007	< 0.105 μs						
⁴⁵ Mn		44.994	< 0.07 μs						
⁴⁶ Mn		45.986	36. ms	β+ /17.1 β+, p	p/3.00/6.5 // ~ 58				0.329/11. (0.0544–1.322)
⁴⁷ Mn		46.9758	88. ms	β+ /12.3	p// <1.7				
⁴⁸ Mn		47.969	0.15 s	β+ /13.5	5.79/58. 4.43/10.	4+			
⁴⁹ Mn		48.9596	0.38 s	β+ /7.72	6.69/	5/2-			ann.rad./
^{50m} Mn			1.74 m	β+ /7.887	3.54/	5+	+2.76	+0.8	ann.rad./ 1.0980/94. 0.783/91. (0.66–3.11)
⁵⁰ Mn		49.95424	0.283 s	β+ /7.6330	6.61/	0+			ann.rad./
⁵¹ Mn		50.94821	46.2 m	β+, EC/3.208	2.2/	5/2-	3.568	0.4	ann.rad./ 0.7491(1)/0.26 (1.148–1.164)
^{52m} Mn			21.1 m	β+ /98/5.09 I.T./2/0.378	2.631/	2+	0.0077		ann.rad./ 0.3778 (I.T.) 1.43406(1)/98. (0.7–4.8)
⁵² Mn		51.94556	5.591 d	β+ /4.712 EC/	0.575/	6+	+3.063	+0.5	ann.rad./ 0.74421(1)/90. 1.4341/100
⁵³ Mn		52.941289	3.7 × 10 ⁶ a	EC/0.5970		7/2-	5.035	+0.16	
⁵⁴ Mn		53.94036	312.2 d 6.7 × 10 ⁸ a	EC/1.377 β+		3+	+3.306	+0.37	0.8340/100
⁵⁵ Mn	100.	54.938044				5/2-	+3.4687	+0.32	
⁵⁶ Mn		55.938904	2.579 h	β- /3.6954	0.718/18. 1.028/34.	3+	+3.2266	+0.5	0.84675/98.9 1.81072(4)/26.3 2.113/13.8 (1.04–3.37)
⁵⁷ Mn		56.93829	1.45 m	β- /2.691		5/2-			
⁵⁸ Mn		57.94007	65 s	β- /6.25	3.8/ 5.1/	3+			0.45916(2)/20. 0.81076(1)/82. 1.32309(5)/53.

Elem. or Isot.	Natural Abundance (Atom %)	Atomic Mass or Weight	Half-Life/ Resonance Width (MeV)	Decay Mode/ Energy (/MeV)	Particle Energy/ Intensity (MeV/%)	Spin (<i>h</i> /2π)	Nuclear Magnetic Mom. (nm)	Elect. Quadr. Mom. (b)	γ-Energy/ Intensity (MeV/%)
⁵⁹ Mn		58.94039	4.6 s	β- /5.19	4.5/	5/2-			0.726/ 0.473/ 0.287–2.35
^{60m} Mn			1.77 s	β- /IT	5.7/	3+			0.824/
⁶⁰ Mn		59.94314	0.28 s	β- /8.6	8.2/88.	0+			0.8234/12.2 1.150/5.0 1.523/3.0
⁶¹ Mn		60.94445	0.71 s	β- /7.4		(5/2)-			(0.202–3.146)
⁶² Mn		61.948	0.67 s	β- /10.4		(3+)			0.877/ 0.942–1.299
⁶³ Mn		62.94967	0.28 s	β- /8.8					0.356,0.450
^{64m} Mn			> 0.1 ms						0.135/IT
⁶⁴ Mn		63.95385	0.090 s	β- /11.8					0.746
⁶⁵ Mn		64.95602	0.092 s	β-, n	/7.9				(0.034–4.438)
⁶⁶ Mn		65.9605	64 ms						0.471
⁶⁷ Mn		66.964	49 ms						
⁶⁸ Mn		67.970	28 ms						
⁶⁹ Mn		68.974	16 ms						
⁷⁰ Mn		69.979	> 0.62 μs						
⁷¹ Mn		70.984	> 0.62 μs						
⁷² Mn									
²⁶ Fe		55.845(2)							
⁴⁵ Fe		45.014	2.6 ms	2p /1.14	p// ~ 59.				
⁴⁶ Fe		46.001	13. ms	β+ /13.1	p// 79.	0+			0.493/23.
⁴⁷ Fe		46.992	21.9 ms	β+ /15.6	p//87.				0.892/76.
⁴⁸ Fe		47.980	45. ms	β+ /11.2	p//16.	0+			0.313/63.
⁴⁹ Fe		48.973	65. ms	β+ /13.0	p/1.977/34.5 p/(1.161–1.550)	(7/2-)			0.797/23.7 (0.261–1.279)
⁵⁰ Fe		49.9630	0.15 s	β+ /8.2		0+			0.651
⁵¹ Fe		50.9568	0.30 s	β+ /8.02		(5/2-)			ann.rad./
^{52m} Fe			46. s	β+ /4.4		(12+)			ann.rad./ (0.622–2.286)/
⁵² Fe		51.94811	8.28 h	β+ /57/2.37 EC/43/ I.T./	0.804/	0+			ann.rad./ 0.16868(1)/99. 0.377 (I.T.)/
^{53m} Fe			2.6 m	I.T./3.0407		19/2-			0.7011(1)/99. 1.0115(1)/87. 1.3281(1)/87. 2.3396(1)/13.
⁵³ Fe		52.94531	8.51 m	β+ /3.743	2.40/42. 2.80/57.	7/2-			ann.rad./ 0.3779(1)/42. (1.2–3.2)
⁵⁴ Fe	5.845(35)	53.939610	> 3.1 × 10 ²² a	EC-EC		0+			
⁵⁵ Fe		54.938292	2.75 a	EC/0.2314		3/2-			Mn x-ray
⁵⁶ Fe	91.754(36)	55.934936				0+			
⁵⁷ Fe	2.119(10)	56.935393				½-	+0.0906	0.16	
⁵⁸ Fe	0.282(4)	57.933274				0+			
⁵⁹ Fe		58.934874	44.51 d	β- /1.565	0.273/48. 0.475/51.	3/2-	-0.336		1.099/57 1.292/43. (0.14–1.48)
⁶⁰ Fe		59.93407	2.6 × 10 ⁶ a	β- /0.237	0.184/100.	0+			0.0586/100
^{61m} Fe			0.25 μs	I.T.		(9/2+)			0.654/IT 0.207
⁶¹ Fe		60.93675	6.0 m	β- /3.98	2.5/13. 2.63/54.				1.205/44. 1.028/43.

Elem. or Isot.	Natural Abundance (Atom %)	Atomic Mass or Weight	Half-Life/ Resonance Width (MeV)	Decay Mode/ Energy (/MeV)	Particle Energy/ Intensity (MeV/%)	Spin (<i>h</i> /2 <i>π</i>)	Nuclear Magnetic Mom. (nm)	Elect. Quadr. Mom. (b)	γ-Energy/ Intensity (MeV/%)
					2.80/31.				(0.12–3.37)
⁶² Fe		61.93679	68. s	β- /2.53	2.5/100.	0+			0.5061(1)/100.
⁶³ Fe		62.94027	6. s	β- /6.3		5/2-			0.995/ (1.365–1.427)
⁶⁴ Fe		63.94099	2.0 s	β- /4.9		0+			
^{65m} Fe			1.1 s						(0.413–2.996)
⁶⁵ Fe		64.94501	0.8 s	β- /7.9					(0.128–1.997)
⁶⁶ Fe		65.94625	0.44 s	β- /5.7		0+			0.471–1.425
^{67m} Fe			~ 0.04 ms	I.T.		(5/2-)			0.367/IT
⁶⁷ Fe		66.951	0.40 s	β- /8.8					0.189/85 2.089/14
⁶⁸ Fe		67.953	0.19 s	β- / ~ 7.6		0+			
⁶⁹ Fe		68.958	0.11 s						
⁷⁰ Fe		69.961	0.06 s			0+			
⁷¹ Fe		70.967	35 ms						
⁷² Fe		71.970	19 ms			0+			
⁷³ Fe		72.976	> 0.4 μs						
⁷⁴ Fe		73.98	> 0.4 μs						
²⁷ Co		58.933194(4)							
⁴⁷ Co		47.01							
⁴⁸ Co		48.00							
⁴⁹ Co		48.989	< 0.035 μs						
⁵⁰ Co		49.981	39. ms	β+ /17.0	p/2.770/41. p/(1.874–2.296)				0.2614/64. (0.482–1.308)
⁵¹ Co		50.9707	69. ms	β+ /12.8	p// < 3.8				
⁵² Co		51.964	0.10 s	β+ /14.0					0.849–1.942
^{53m} Co			0.23 s	β+, p/		19/2-			ann.rad./
⁵³ Co		52.9542	0.24 s	β+ /8.30		7/2-			ann.rad./
^{54m} Co			1.46 m	β+ /8.44	4.25/100.	7+			ann.rad./ 0.411(1)/99. 1.130(1)/100. 1.408(1)/100.
⁵⁴ Co		53.948460	0.1932 s	β+ /8.2430	7.34/100.	0+			ann.rad./
⁵⁵ Co		54.941997	17.53 h	β+ /3.4513 EC/	0.53/ 1.03/ 1.50/	7/2-	+4.822		ann.rad./ 0.9312/75. 0.4772/20. (0.092–3.11)
⁵⁶ Co		55.939839	77.3 d	β+ /4.566 EC/	1.459/18.	4+	3.85	~+0.25	ann.rad./ 0.8468/99.9 1.2383/68. (0.26–3.61)
⁵⁷ Co		56.936291	271.8 d	EC/0.8361		7/2-	+4.72	+0.5	0.12206/86 (0.014–0.706)
^{58m} Co			9.1 h	I.T./		5+			0.02489/0.035
⁵⁸ Co		57.93575	70.88 d	β+ /2.307 EC/		2+	+4.04	+0.22	ann.rad./ 0.81076/99
⁵⁹ Co	100.	58.933194				7/2-	+4.63	+0.41	
^{60m} Co			10.47 m	I.T./99.8/0.059 β- /0.2/1.56		2+	+4.4	~+0.3	0.0586/2.0
⁶⁰ Co		59.933816	5.271 a	β- /2.824	0.315/99.7	5+	+3.799	+0.44	1.1732/100 1.3325/100
⁶¹ Co		60.93248	1.650 h	β- /1.322	1.22/95.	7/2-			0.0674/86. 0.842–0.909
^{62m} Co			13.9 m	β- /	0.88/25. 2.88/75.	5+			1.1635(3)/70. 1.1730(3)/98.

Elem. or Isot.	Natural Abundance (Atom %)	Atomic Mass or Weight	Half-Life/ Resonance Width (MeV)	Decay Mode/ Energy (/MeV)	Particle Energy/ Intensity (MeV/%)	Spin (<i>h</i> /2π)	Nuclear Magnetic Mom. (nm)	Elect. Quadr. Mom. (b)	γ-Energy/ Intensity (MeV/%)
⁶² Co		61.9341	1.50 m	β- /5.32	1.03/10.	2+			2.0039(3)/19.
									1.1292(3)/13.
									1.1730(3)/83.
									1.9851(1)/3.
⁶³ Co		62.9336	27.5 s	β- /3.67	3.6/	7/2-			2.3020(1)/19.
									0.08713(1)/49.
									0.9817(3)/2.6
									0.156–2.17
⁶⁴ Co		63.9358	0.30 s	β- /7.31	7.0/	1+			
⁶⁵ Co		64.9364	1.14 s	β- /5.96		(7/2)-			(0.063–1.273)
^{66m2} Co			> 0.1 ms	I.T.		(8-)			0.252/IT
									0.214
									0.175
^{66m1} Co			1.2 μs	I.T.		(5+)			0.175/IT
⁶⁶ Co		65.9394	0.25 s	β- /10.0					(1.245–1.425)
⁶⁷ Co		66.94061	0.43 s	β- /8.4					0.694
									(0.189–2.769)
⁶⁸ Co		67.944	0.19 s	β- /11.7					
⁶⁹ Co		68.946	0.23 s	β- /9.3					
⁷⁰ Co		69.950	0.11 s	β- 13.					1.26/102
									0.97/100
									(0.45–0.92)
⁷¹ Co		70.952	0.09 s	β-					0.566/100
				β-, n					(0.25–0.77)
⁷² Co		71.957	60. ms	β-					1.096/100
				β-, n					0.845
⁷³ Co		72.960	41. ms	β-					(0.455–1.197)
				β-, n					0.524/100
				β-, n					(0.24–0.76)
⁷⁴ Co		73.965	30. ms	β-					0.739
				β-, n					1.024
⁷⁵ Co		74.969	0.03 s	β-, n	// < 16				
⁷⁶ Co		75.97	> 0.4 μs						
²⁸ Ni		58.6934(4)							
⁴⁸ Ni		48.018	~ 2.1 ms	2p	p // ~ 25	0+			
⁴⁹ Ni		49.01	12. ms		p // ~83				0.965/82
⁵⁰ Ni		49.99	12. ms	β+, p	p //70.	0+			0.063
					p /1.97/14				0.090
⁵¹ Ni		50.99	24. ms	β+ /16.0	p/4.66/8.7				0.765/73
					p/1.08–5.66				1.087/29
					p//87.				1.546–1.743
⁵² Ni		51.975	38. ms	β+ /11.7	p//31.	0+			2.418/38
					p/1.35/9				0.142
⁵³ Ni		52.9682	55. ms	β+, p/13.3	p//23.	7/2-			ann.rad./
					p/1.93/5.4				0.849/13
⁵⁴ Ni		53.9579	0.11 s	β+ /8.80		0+			0.937
⁵⁵ Ni		54.951331	0.20 s	β+ /8.70	7.66/	7/2-	0.98		ann.rad./
⁵⁶ Ni		55.942129	6.08 d	EC/2.14		0+			0.15838/99
				β+ /<10 ⁻⁶					0.81185(3)/87.
									0.2695–0.7500
⁵⁷ Ni		56.939792	35.6 h	β+ /3.264	0.712/10.	3/2-	–0.798		ann.rad./
				EC/	0.849/76.				1.3776/78.
									(0.127–3.177)
⁵⁸ Ni	68.077(19)	57.935342	> 4 × 10 ¹⁹ a	EC-EC		0+			
⁵⁹ Ni		58.934346	~ 7.6 × 10 ⁴ a	EC/		3/2-			

Elem. or Isot.	Natural Abundance (Atom %)	Atomic Mass or Weight	Half-Life/ Resonance Width (MeV)	Decay Mode/ Energy (/MeV)	Particle Energy/ Intensity (MeV/%)	Spin (<i>h</i> /2 <i>π</i>)	Nuclear Magnetic Mom. (nm)	Elect. Quadr. Mom. (b)	γ-Energy/ Intensity (MeV/%)
⁶⁰ Ni	26.223(15)	59.930786				0+			
⁶¹ Ni	1.1399(13)	60.931056				3/2-	−0.75002	+0.16	
⁶² Ni	3.6345(40)	61.928345				0+			
⁶³ Ni		62.929670	99. a	β- /0.066945	0.065/	½-			
⁶⁴ Ni	0.9255(19)	63.927967				0+			
⁶⁵ Ni		64.930085	2.517 h	β- /2.137	0.65/30.	5/2-	0.69		0.36627(3)/5.
					1.020/11.				1.11553(4)/16.
					2.140/58.				1.48184(5)/23.
⁶⁶ Ni		65.92914	54.6 h	β- /0.23		0+			
^{67m} Ni			13.3 μs	I.T.		9/2+	0.56		0.313/IT
									0.694
⁶⁷ Ni		66.93157	21. s	β- /3.56	3.8/	½-	+0.601		1.0722/100.
									1.6539/100.
									(0.10–1.98)
^{68m2} Ni			0.34 μs						0.511
^{68m1} Ni			0.86 ms	I.T.		(5-)			0.814/IT
									2.033
⁶⁸ Ni		67.93187	29. s	β- /2.06		0+			
^{69m2} Ni			0.44 μs	I.T.		(17/2)			0.148/IT
									0.593
									1.959
^{69m1} Ni			3.5 s						
⁶⁹ Ni		68.93561	11. s	β- /5.4					0.6807(3)/100.
									(0.207–1.213)
^{70m} Ni			0.21 μs	I.T.		(8+)			0.183/IT
									0.448
									0.970
									1.259
⁷⁰ Ni		69.93643	6.0 s	β- /3.5		0+			
⁷¹ Ni		70.94052	2.56 s	β- /6.9					
⁷² Ni		71.94179	1.6 s	β- /5.2		0+			
⁷³ Ni		72.94621	0.84 s	β- /9.					
⁷⁴ Ni		73.948	0.9 s	β- /7.		0+			
⁷⁵ Ni		74.953	0.34 s	β-, n	/10				
⁷⁶ Ni		75.955	0.24 s	β-, n	/14	0+			
⁷⁷ Ni		76.961	0.13 s	β-, n	/ ~ 30				
⁷⁸ Ni		77.96	~ 0.11 s			0+			
⁷⁹ Ni		78.97	> 0.4 μs						
²⁹ Cu		63.546(3)							
⁵² Cu		51.997							
⁵³ Cu		52.985	< 0.13 μs						
⁵⁴ Cu		53.977	< 0.075 μs						
⁵⁵ Cu		54.966	~ 27. ms	β+ /13.2	p//15.				
⁵⁶ Cu		55.959	93. ms	β+ /15.3					0.511/233
									2.700/100
									0.9507–3.287
⁵⁷ Cu		56.949213	196. ms	β+ /8.77		3/2-	+2.58		0.77–3.01
⁵⁸ Cu		57.944533	3.21 s	β+ /8.563	4.5/15.	1+	+0.48	−0.15	ann.rad./
				EC/	7.439/83.				0.0403(4)/5.
									1.4483(2)/11.
									1.4546(2)/16.
⁵⁹ Cu		58.939498	1.36 m	β+ /4.800	1.9/	3/2-	+1.91	−0.19	ann.rad./
					3.75/				0.3393(1)/8.
									0.8780(1)/12.
									1.3015(1)/15.

Elem. or Isot.	Natural Abundance (Atom %)	Atomic Mass or Weight	Half-Life/ Resonance Width (MeV)	Decay Mode/ Energy (/MeV)	Particle Energy/ Intensity (MeV/%)	Spin ($\hbar/2\pi$)	Nuclear Magnetic Mom. (nm)	Elect. Quadr. Mom. (b)	γ -Energy/ Intensity (MeV/%)
⁶⁰ Cu		59.93736	23.7 m	β^+ /6.127 EC/	2.00/69. 3.00/18. 3.92/6.	2+	+1.219	+0.12	(0.4–2.6) ann.rad./ 1.3325/88. 1.7915/45. (0.12–5.048)
⁶¹ Cu		60.93346	3.35 h	β^+ /2.237	0.56/3. 0.94/5. 1.15/2. 1.220/51.	3/2-	+2.109	–0.21	ann.rad./ 0.2830/13. 0.6560/11. (0.067–2.123)
⁶² Cu		61.932595	9.67 m	β^+ /98/3.948 EC/	2.93/98.	1+	–0.381	–0.22	ann.rad./ 1.17302(1)/0.6 (0.87–3.37)
⁶³ Cu	69.15(15)	62.929598				3/2-	+2.2273	–0.211	
⁶⁴ Cu		63.929764	12.700 h	β^- /0.579/38.5 β^+ /1.6751/17.6 EC//43.5	0.578/ 0.65/	1+	–0.2164	+0.07	ann.rad./35.1 1.3459(3)/0.475
⁶⁵ Cu	30.85(15)	64.927790				3/2-	+2.3817	–0.195	
⁶⁶ Cu		65.928869	5.09 m	β^- /2.642	1.65/6. 2.7/94.	1+	–0.282	+0.06	0.8330(1)/0.22 1.0392(2)/9.2
⁶⁷ Cu		66.92773	2.580 d	β^- /0.58	0.395/56. 0.484/23. 0.577/20.	3/2-	+2.514	–0.17	0.09125(1)/7. 0.09325(1)/17. 0.18453(1)/47.
^{68m} Cu			3.79 m	I.T./86/ β^- /14/1.8		6-	+1.155	–0.44	0.0843(5)/70. 0.1112(5)/18. 0.5259(5)/74. (0.64–1.34)
⁶⁸ Cu		67.92961	31. s	β^- /4.46	3.5/40. 4.6/31.	1+	+2.393	–0.08	1.0774(5)/58. 1.2613(5)/17. (0.15–2.34)
^{69m} Cu			0.36 μ s	I.T.		(13/2+)	+1.5		0.075/IT 0.190/IT 0.680 1.871
⁶⁹ Cu		68.92943	2.8 m	β^- /2.68	2.48/80.	3/2-	+2.838	–0.15	0.5307(3)/3. 0.8340(5)/6. 1.0065(8)/10.
^{70m2} Cu			6.6 s	β /93		1+	+1.778	–0.12	0.8849/100 1.072/19 0.141/ IT
^{70m1} Cu			33. s	β^- /52 IT/48	2.52/10.	3-	–3.364	–0.13	0.8848(2)/100. 0.9017(2)/90. 1.2517(5)/60. (0.39–3.06)
⁷⁰ Cu		69.93239	44.5 s	β^- /6.60	5.42/54. 6.09/46.	6-	+1.367	–0.29	0.8848(2)/100. 0.9017/99.7 (0.438–3.062)
^{71m} Cu			0.28 μ s	I.T.		(19/2)			0.133/IT 0.494 0.939 1.189
⁷¹ Cu		70.93268	20. s	β^- /4.56		3/2-	+2.275	–0.19	0.490/
^{72m} Cu			1.76 μ s	I.T.		(4-)			0.051/IT 0.082 0.138
⁷² Cu		71.93582	6.6 s	β^- /8.2		2 (-)	–1.347	+0.08	0.652/

Elem. or Isot.	Natural Abundance (Atom %)	Atomic Mass or Weight	Half-Life/ Resonance Width (MeV)	Decay Mode/ Energy (/MeV)	Particle Energy/ Intensity (MeV/%)	Spin ($\hbar/2\pi$)	Nuclear Magnetic Mom. (nm)	Elect. Quadr. Mom. (b)	γ -Energy/ Intensity (MeV/%)
⁷³ Cu		72.93667	4.2 s	β^- /6.3	5.8/43	3/2 (-)	+1.743	-0.20	0.450/100
					6.25/42				0.307-1.559
⁷⁴ Cu		73.93988	1.59 s	β^- /9.9		2 (-)	-1.07	+0.26	
⁷⁵ Cu		74.94152	1.2 s	β^- /7.9		5/2-	+1.006	-0.27	(0.109-4.895)
^{76m} Cu			1.2 s						
⁷⁶ Cu		75.94528	0.64 s	β^- /11.	/88.				
				β^- , n	/7.				
⁷⁷ Cu		76.948	0.47 s	β^- / ~ 10.		5/2-	+1.6		0.5057
				β^- , n	/30				(.1147-3827)
⁷⁸ Cu		77.952	0.34 s	β^- /12.	/35	(6-)			(0.576-0.908)
				β^- , n	/65				0.1147
⁷⁹ Cu		78.955	0.22 s	β^- //28					
				β^- , n//72	/7				
⁸⁰ Cu		79.961	~ 0.17 s						
⁸¹ Cu		80.966	> 0.4 μ s						
⁸² Cu		81.972	> 0.4 μ s						
³⁰Zn		65.38(2)							
⁵⁴ Zn		53.992	1.6 ms	2p	p//92	0+			
⁵⁵ Zn		54.966	20. ms		p//91.				
⁵⁶ Zn		55.973	30. ms		p//86.	0+			
⁵⁷ Zn		56.965	47. ms	β^+ , p/14.6		(7/2-)			ann.rad./
⁵⁸ Zn		57.9546	0.09 s	β^+		0+			
⁵⁹ Zn		58.94931	183. ms	β^+ , p/9.09	8.1/	3/2-			ann.rad./
									(0.491-0.914)
⁶⁰ Zn		59.941842	2.40 m	β^+ /97/4.16		0+			ann.rad./
				EC/3/					0.669/47.
									(0.062-0.947)
⁶¹ Zn		60.9395	1.485 m	β^+ /5.64	4.38/68.	3/2-			ann.rad./
									0.4748/17.
									(0.15-3.52)
⁶² Zn		61.934334	9.22 h	β^+ /3/1.63	0.66/7.	0+			ann.rad./
				EC/93/					0.0408/25
									0.5967/26.
									(0.20-1.526)/
⁶³ Zn		62.93321	38.5 m	β^+ /93/3.367	1.02/	3/2-	-0.28164	+0.29	ann.rad./
				EC/7/	1.40/				0.66962(5)/8.4
					1.71/				0.96206(5)/6.6
					2.36/84.				(0.24-3.1)
⁶⁴ Zn	49.17(75)	63.929142	>7. $\times 10^{20}$ a	EC- β^+		0+			
⁶⁵ Zn		64.929241	244. d	β^+ /98/1.3514	0.325/	5/2-	+0.7690	-0.023	ann.rad./
				EC/1.5/					1.1155/50.2
⁶⁶ Zn	27.73(98)	65.92603				0+			
⁶⁷ Zn	4.04(16)	66.92713				5/2-	+0.8753	+0.151	
⁶⁸ Zn	18.45(63)	67.92484				0+			
^{69m} Zn			13.76 h	1.T./99+/0.439		9/2+	1.157		0.4390(2)/95.
⁶⁹ Zn		68.92655	56. m	β^- /0.906	0.905/99.9	½-			0.318/
⁷⁰ Zn	0.61(10)	69.92532	> 2.3 $\times 10^{17}$ a	β^- - β^-		0+			
^{71m} Zn			3.97 h	β^- /	1.45/	9/2+	1.05		0.3864/93.
									0.4874/62.
									0.6203/57.
									(0.099-2.489)
⁷¹ Zn		70.92772	2.4 m	β^- /2.81		½-			0.5116(1)/30.
									0.9103(1)/7.5
									(0.12-2.29)
⁷² Zn		71.92684	46.5 h	β^- /0.46	0.25/14.	0+			0.0164(3)/8.

Elem. or Isot.	Natural Abundance (Atom %)	Atomic Mass or Weight	Half-Life/ Resonance Width (MeV)	Decay Mode/ Energy (/MeV)	Particle Energy/ Intensity (MeV/%)	Spin (<i>h</i> /2π)	Nuclear Magnetic Mom. (nm)	Elect. Quadr. Mom. (b)	γ-Energy/ Intensity (MeV/%)
					0.30/86.				0.1447(1)/83.
									0.1915(2)/9.4
^{73m} Zn			6. s		I.T./0.196	(7/2+)			0.042
⁷³ Zn	72.92958		24. s	β- /4.29	4.7/	(1/2-)			0.216(1)/100.
									0.496–0.911
⁷⁴ Zn	73.92941		1.60 m	β- /2.3	2.1/	0+			0.0565/
									0.1401/
									(0.05–0.35)
⁷⁵ Zn	74.93284		10.2 s	β- /6.0					0.229/
⁷⁶ Zn	75.93312		5.7 s	β- /4.2	3.6/	0+			0.119/
^{77m} Zn			1.0 s	β- /		(1/2-)			0.772
⁷⁷ Zn	76.93689		2.1 s	β- /7.3	4.8/				0.189/
^{78m} Zn			> 0.03 ms						1.070
⁷⁸ Zn	77.93829		1.5 s	β- /6.4		0+			0.225/
⁷⁹ Zn	78.94264		1.0 s	β- /8.6					0.702/
				β-, n	/2				
⁸⁰ Zn	79.94455		0.56 s	β- /7.3		0+			0.713/
				β-, n	/ <18				0.2248/
⁸¹ Zn	80.95040		0.30 s	β- /11.9					(0.351–4.880)
				β-, n//12	/ ~30				
⁸² Zn	81.954		0.23 s			0+			
⁸³ Zn	82.961		0.12 s						
⁸⁴ Zn	83.965		> 0.4 μs						
⁸⁵ Zn	84.972		> 0.4 μs						
³¹ Ga	69.723(1)								
⁵⁶ Ga	55.995								
⁵⁷ Ga	56.983								
⁵⁸ Ga	57.975								
⁵⁹ Ga	58.964		< 0.043 μs						
⁶⁰ Ga	59.957		0.07 s	β+					1.004
				β+, p	// ~ 1.6				3.848
				β+, α	// ~ 0.02				1.555–2.559
⁶¹ Ga	60.9494		0.17 s	β+ /9.0		3/2-			0.088–1.362
⁶² Ga	61.944190		116.1 ms	β+ /9.17	8.3/99.89	0+			ann.rad./
				EC/					0.954/0.085
									(0.851–5.92)
⁶³ Ga	62.93929		32. s	β+ /5.5	4.5/				ann.rad./
				EC/					0.6271(2)/10.
									0.6370(2)/11.
									1.0652(4)/45.
^{64m} Ga			0.022 ms						0.0429
⁶⁴ Ga	63.93684		2.63 m	β+ /7.165	2.79/	0+			ann.rad./
					6.05/				0.80785(1)/14.
									0.99152(1)/43.
									1.38727(1)/12.
									3.3659(1)/13.
⁶⁵ Ga	64.93273		15.2 m	β+ /86/3.255	0.82/10.	3/2-			ann.rad./
				EC/	1.39/19.				0.1151(2)/55.
					2.113/56.				0.1530(2)/96.
					2.237/15.				0.2069(2)/39.
									(0.06–2.4)
⁶⁶ Ga	65.93159		9.31 h	β+ /56/5.175	0.74/1.	0+			ann.rad./
				EC/43/	1.84/54.				1.03935(8)/38.
					4.153/51.				2.7523(1)/23.

Elem. or Isot.	Natural Abundance (Atom %)	Atomic Mass or Weight	Half-Life/ Resonance Width (MeV)	Decay Mode/ Energy (/MeV)	Particle Energy/ Intensity (MeV/%)	Spin (<i>h</i> /2π)	Nuclear Magnetic Mom. (nm)	Elect. Quadr. Mom. (b)	γ-Energy/ Intensity (MeV/%)
(0.28–5.01)									
⁶⁷ Ga		66.92820	3.261 d	EC/1.001		3/2-	+1.8507	+0.20	0.09332/37.
									0.18459/20.
									0.30024/17.
									(0.091–0.89)
⁶⁸ Ga		67.92798	1.130 h	β+ /90/2.921	1.83/	1+	0.01175	0.028	ann.rad./
				EC/10/					1.0774(1)/3.
									(0.57–2.33)/
⁶⁹ Ga	60.108(9)	68.92557				3/2-	+2.01659	+0.165	
⁷⁰ Ga		69.92602	21.1 m	EC/0.2/0.655		1+			0.1755(5)/0.15
				β- /99.8/1.656	1.65/99.				1.042(5)/0.48
⁷¹ Ga	39.892(9)	70.92470	> 2.4 × 10 ²⁶ a	β-		3/2-	+2.56227	+0.104	
⁷² Ga		71.92637	14.10 h	β- /4.001	0.64/40.	3-	−0.13224	+0.52	0.8340/95.53
					1.51/9.				2.202/26.9
					2.52/8.				0.630/26.2
					3.15/11.				(0.113–3.678)
⁷³ Ga		72.92517	74.87 h	β- /1.59		1/2-	+0.209		0.05344(5)/10.
									0.29732(5)/47.
									(0.01–1.00)/
^{74m} Ga			10. s	I.T./		1+			0.0565(1)/75.
⁷⁴ Ga		73.92695	8.1 m	β- /5.4	2.6/	(3-)		+0.55	0.5959/92.
									2.354/45.
									(0.23–3.99)
⁷⁵ Ga		74.92650	2.10 m	β- /3.39	3.3/	3/2-	+1.836	−0.29	0.2529/
									0.5746/
									(0.12–2.10)
⁷⁶ Ga		75.92883	29. s	β- /7.0		2-	−0.95	+0.33	0.5629/66.
									0.5455/26.
									(0.34–4.25)
⁷⁷ Ga		76.92915	13.0 s	β- /5.3	5.2/	3/2-	+2.020	−0.21	0.469/
									0.459/
⁷⁸ Ga		77.93161	5.09 s	β- /8.2		2-	−1.22	+0.33	0.619/77.
									1.187/20.
⁷⁹ Ga		78.93285	2.85 s	β- /7.0	4.6/	3/2-	+1.047	+0.16	0.465/
^{80a} Ga			1.9 s			3 (-)			
^{80b} Ga		79.93642	1.3 s	β- /10.4	10./				0.659/
⁸¹ Ga		80.93813	1.22 s	β- /8.3	5.1/	5/2-	+1.747	−0.05	0.217/
				β-, n	/ <21				
⁸² Ga		81.94318	0.599 s	β- /12.6					1.348/
				β-, n	/30				
⁸³ Ga		82.94712	0.308 s	β- /~ 11.5					1.348
⁸⁴ Ga		83.952	~ 0.085 s	β- /14					(0.624–3.502)
				β-, n	/74				(0.248–3.238)
⁸⁵ Ga		84.957	0.092 s						
⁸⁶ Ga		85.963	0.04 s	β- //20					0.527
				β-, n//60					(0.107–0.365)
				β-,2n//20					0.624
⁸⁷ Ga		86.968	> 0.4 μs						
³² Ge		72.630(8)							
⁵⁸ Ge		57.992				0+			
⁵⁹ Ge		58.982							
⁶⁰ Ge		59.970	> 0.11 μs			0+			
⁶¹ Ge		60.964	~ 44. ms	β+ /13.6					
⁶² Ge		61.955	0.13 s			0+			
⁶³ Ge		62.9496	0.15 s	β- /9.8					

Elem. or Isot.	Natural Abundance (Atom %)	Atomic Mass or Weight	Half-Life/ Resonance Width (MeV)	Decay Mode/ Energy (/MeV)	Particle Energy/ Intensity (MeV/%)	Spin (<i>h</i> /2 <i>π</i>)	Nuclear Magnetic Mom. (nm)	Elect. Quadr. Mom. (b)	γ-Energy/ Intensity (MeV/%)
⁶⁴ Ge		63.94169	1.06 m	β+ /4.4	3.0/	0+			ann.rad./
				EC/					0.1282(2)/11.
				β+, p					0.4270(3)/37.
									0.6671(3)/17.
⁶⁵ Ge		64.93937	31. s	β+ /6.2	0.82/10.				ann.rad./
				EC/	1.39/19.				0.0620/27.
				EC, p	2.113/56.				0.6497/33.
					2.237/15.				0.8091/21.
				β+, p	//0.011				(0.19–3.28)
⁶⁶ Ge		65.93386	2.26 h	β+ /27/2.10		0+			ann.rad./
				EC/73/					0.0438/29.
									0.3819/28.
									(0.022–1.77)
⁶⁷ Ge		66.93273	19.0 m	β+ /96/4.225	1.6/	½-			ann.rad./
				EC/4/	2.3/				0.1670/84.
					3.15/				(0.25–3.73)
⁶⁸ Ge		67.92810	270.8 d	EC/0.11		0+			Ga k x-ray/39.
⁶⁹ Ge		68.92796	1.63 d	β+ /36/2.2273	0.70/	5/2-	0.735	0.02	ann.rad./
				EC/64/	1.2/				0.574/13.
									1.1068/36.
									(0.2–2.04)
⁷⁰ Ge	20.52(19)	69.92425				0+			
^{71m} Ge			20.4 ms		I.T./0.0234	9/2+	–1.041	~ 0.34	0.1749
⁷¹ Ge		70.92495	11.2 d	EC/0.229		½-	+0.547		
⁷² Ge	27.45(15)	71.9220758				0+			
⁷³ Ge	7.76(8)	72.9234590	> 1.8 × 10 ²³ a	β-		9/2+	–0.879468	–0.17	
⁷⁴ Ge	36.52(12)	73.9211778				0+			
^{75m} Ge			48. s	I.T./		7/2+			0.13968(3)/39.
⁷⁵ Ge		74.9228584	1.380 h	β- /1.177	1.19/	½-	+0.510		0.26461(5)/11.
									0.41931(5)/0.2
⁷⁶ Ge	7.75(12)	75.9214027	1.5 × 10 ²¹ a	β-β-		0+			
^{77m} Ge			53. s	I.T./20/		½-			1.605/0.22
				β- /80/2.861	2.9/				1.676/0.16
									0.195–1.482
⁷⁷ Ge		76.9235498	11.25 h	β- /2.702	0.71/23.	7/2+			0.2110/29.
					1.38/35.				0.2155/27.
					2.19/42.				0.2644/51.
									(0.15–2.35)
⁷⁸ Ge		77.92285	1.45 h	β- /0.95	0.70/	0+			0.2773(5)/96.
									0.2939(5)/4.
^{79m} Ge			39. s	β- /IT		7/2+			
⁷⁹ Ge		78.9254	19.1 s	β- /4.2	4.0/20.	½-			0.1096/21.
					4.3/80.				(0.10–2.59)
									0.5427(4)/15.
⁸⁰ Ge		79.9253	29.5 s	β- /2.67	2.4/	0+			0.1104(4)/6.
									0.2656(4)/25.
^{81m} Ge			~ 7.6 s	β- /	3.75/	½+			0.3362(4)/
									0.7935(4)/
⁸¹ Ge		80.92883	~ 7.6 s	β- /6.2	3.44/	9/2+			0.1976(4)/21.
									0.3362(4)/100.
⁸² Ge		81.92977	4.6 s	β- /4.7	1.093/80	0+			1.093/
⁸³ Ge		82.93454	1.9 s	β- /8.9					
				β-, n	/63				
⁸⁴ Ge		83.93758	0.95 s	β- /7.7		0+			
⁸⁵ Ge		84.94297	0.49 s	β- /10.					

Elem. or Isot.	Natural Abundance (Atom %)	Atomic Mass or Weight	Half-Life/Resonance Width (MeV)	Decay Mode/Energy (/MeV)	Particle Energy/Intensity (MeV/%)	Spin ($\hbar/2\pi$)	Nuclear Magnetic Mom. (nm)	Elect. Quadr. Mom. (b)	γ -Energy/Intensity (MeV/%)
⁸⁶ Ge		85.947	0.23 s			0+			
⁸⁷ Ge		86.953	> 0.3 μ s						
⁸⁸ Ge		87.957	> 0.3 μ s			0+			
⁸⁹ Ge		88.964	> 0.3 μ s						
⁹⁰ Ge		89.969	> 0.4 μ s						
³³As		74.92159(1)							
⁶⁰ As		59.994							
⁶¹ As		60.981							
⁶² As		61.974							
⁶³ As		62.964	< 0.043 μ s						
⁶⁴ As		63.957	0.02 s						
⁶⁵ As		64.959	0.13 s	β^+ /9.4					
^{66m2} As			8. μ s						
^{66m1} As			1.1 μ s						
⁶⁶ As		65.94415	95.8 ms	β^+ /9.55					(0.259–1.946)
⁶⁷ As		66.939251	42. s	β^+ /6.0	5.0/	5/2-			0.121/
				EC/					0.123/
									0.244/
⁶⁸ As		67.93677	2.53 m	β^+ /8.1		3+			ann.rad./
									0.652/32.
									0.762/33.
									1.016/77.
									(0.61–3.55)
⁶⁹ As		68.9323	15.2 m	β^+ /98/4.01	2.95/	5/2-	+1.623		ann.rad./
				EC/2/					0.0868(5)/1.5
									0.1458(3)/2.4
⁷⁰ As		69.9309	52.6 m	β^+ /84/6.22	1.44/	4+	+2.1061	+0.09	ann.rad./
				EC/16/2.14					1.0395(7)/82.
				/2.89					(0.17–4.4)/
⁷¹ As		70.92711	2.72 d	β^+ /32/2.013		5/2-	+1.6735	–0.02	ann.rad./
				EC/68/					0.1749(2)/84.
									1.0957(2)/4.2
⁷² As		71.92675	26.0 h	β^+ /77/4.356	0.669/5.	2-	–2.1566	–0.08	ann.rad./
					1.884/12.				0.83395(5)/80.
					2.498/62.				1.0507(1)/9.6
					3.339/19.				(0.1–4.0)
⁷³ As		72.92383	80.3 d	EC/0.341		3/2-			0.0133/0.1
									0.0534/10.5
									Se k x-ray/90.
⁷⁴ As		73.92393	17.78 d	β^+ /31/2.562	0.94/26.	2-	–1.597		ann.rad./
				EC/37/	1.53/3.				0.59588(1)/60.
				β^- /1.353	0.71/16.				0.6084(1)/0.6
					1.35/16.				0.6348(1)/15.
^{75m} As			0.017 s						
⁷⁵ As	100.	74.92159				3/2-	+1.43947	+0.31	
⁷⁶ As		75.92239	26.3 h	β^- /2.962	0.54/3.	2-	–0.903		0.5591(1)/45.
					1.785/8.				0.65703(5)/6.2
					2.410/36.				1.21602(1)/3.4
					2.97/51.				(0.3–2.67)
⁷⁷ As		76.92065	38.8 h	β^- /0.683	0.70/98.	3/2-	+1.295		0.2391(2)/1.6
									0.2500(3)/0.4
									0.5208/0.43
⁷⁸ As		77.9218	1.512 h	β^- /4.21	3.00/12.	2-			0.6136(3)/54.
					3.70/17.				0.6954(3)/18.
					4.42/37.				1.3088(3)/10.

Elem. or Isot.	Natural Abundance (Atom %)	Atomic Mass or Weight	Half-Life/ Resonance Width (MeV)	Decay Mode/ Energy (/MeV)	Particle Energy/ Intensity (MeV/%)	Spin ($\hbar/2\pi$)	Nuclear Magnetic Mom. (nm)	Elect. Quadr. Mom. (b)	γ -Energy/ Intensity (MeV/%)
^{79m} As			1.21 μ s	I.T.		9/2+			0.542/IT
									0.231
⁷⁹ As		78.92095	9.0 m	β^- /2.28	1.80/95.	3/2-			0.0955(5)/16.
									0.3645(5)/1.9
⁸⁰ As		79.92248	16. s	β^- /5.64	3.38/	1+			0.6662(2)/42.
									(2.5–3.0)
⁸¹ As		80.92213	33. s	β^- /3.856		3/2-			0.4676(2)/20.
									0.4911(2)/8.
^{82m} As			13.7 s	β^- /	3.6/	5-			0.6544(1)/77.
									0.344/65.
									(0.561–1.894)
⁸² As		81.92474	19. s	β^- /7.4	7.2/80.	(2-)			0.6544(1)/54.
									(0.755–3.667)
⁸³ As		82.92521	13.4 s	β^- /5.5					0.7345/100.
									1.1131/34.
									2.0767/28.
^{84m} As			0.6 s	β^-					
⁸⁴ As		83.92930	3.2 s	β^- , n/7.2		1-			0.6671(2)/21.
									1.4439(5)/49.
									(0.325–5.150)
⁸⁵ As		84.93216	2.03 s	β^- , n/8.9		3/2-			0.667(1)/42.
									1.4551(2)/100.
⁸⁶ As		85.93670	0.95 s	β^- , n/11.4					0.704/
⁸⁷ As		86.94029	0.49 s	β^- , n/10.					0.704/
⁸⁸ As		87.946	\sim 0.2 s						
⁸⁹ As		88.950	$>$ 0.3 μ s						
⁹⁰ As		89.956	$>$ 0.3 μ s						
⁹¹ As		90.960	$>$ 0.3 μ s						
⁹² As		91.967	$>$ 0.3 μ s						
³⁴ Se		78.971(8)							
⁶⁴ Se		63.971	$>$ 0.18 μ s			0+			
⁶⁵ Se		64.964	0.011 s	β^+ /60/14.					
				β^+ , p	3.55/				
⁶⁶ Se		65.956	0.03 s			0+			
⁶⁷ Se		66.9500	0.13 s	β^+ /10.2					ann.rad./
				β^+ , (p)/					0.352
⁶⁸ Se		67.94183	36. s	β^+ /4.7		0+			ann.rad./
									(0.050–0.426)
⁶⁹ Se		68.93941	27.4 s	β^+ /6.78	5.006/				ann.rad./
				EC/					0.0664(4)/27.
				β^+ , p	// \sim 0.045				0.0982(4)/63.
⁷⁰ Se		69.93352	41.1 m	β^+ /2.4		0+			ann.rad./
									0.04951(5)/35.
									0.4262(2)/29.
⁷¹ Se		70.93221	4.7 m	β^+ /4.4	3.4/36.	5/2-			ann.rad./
				EC/					0.1472(3)/47.
									0.8309(3)/13.
									1.0960(3)/10.
⁷² Se		71.92714	8.5 d	EC/0.34		0+			0.0460(2)/57.
^{73m} Se			40. m	I.T./73/0.0257	0.85	3/2-			ann.rad./
				β^+ /27/2.77	1.45/				0.0257(2)/27.
					1.70/				0.2538(1)/2.5
⁷³ Se		72.92676	7.1 h	β^+ /65/2.74	0.80/	9/2+	0.86		ann.rad./
				EC/35/	1.32/95.				0.0670(1)/72.

Elem. or Isot.	Natural Abundance (Atom %)	Atomic Mass or Weight	Half-Life/Resonance Width (MeV)	Decay Mode/Energy (/MeV)	Particle Energy/Intensity (MeV/%)	Spin ($\hbar/2\pi$)	Nuclear Magnetic Mom. (nm)	Elect. Quadr. Mom. (b)	γ -Energy/Intensity (MeV/%)
					1.68/1.				0.3609(1)/97. (0.6–1.5)
⁷⁴ Se	0.86(3)	73.9224759	> 5.5×10 ¹⁸ a	EC-EC		0+			
⁷⁵ Se		74.9225229	119.78 d	EC/0.864		5/2+	0.68	1.0	0.13600/55 0.26465/58 (0.024–0.821)
⁷⁶ Se	9.23(7)	75.9192137				0+			
^{77m} Se			17.4 s	I.T./		7/2+			0.1619(2)/52.
⁷⁷ Se	7.60(7)	76.9199142				½-	+0.53506		
⁷⁸ Se	23.69(22)	77.917309				0+			
^{79m} Se			3.92 m	I.T./					0.09573(3)/9.5
⁷⁹ Se		78.918499	3.3 × 10 ⁵ a	β- /0.151		7/2+	-1.02	+0.8	
⁸⁰ Se	49.80(36)	79.91652				0+			
^{81m} Se			57.3 m	I.T./99/0.1031		7/2+			0.1031(3)/9.7 0.2602(2)/0.06 0.2760/0.06
⁸¹ Se		80.91799	18.5 m	β- /1.585	1.6/98.	½-			0.2759/0.85 0.2901/0.75 0.8283/0.32
⁸² Se	8.82(15)	81.91670	9. × 10 ¹⁹ a	β-β-		0+			
^{83m} Se			1.17 m	β- /3.96	2.88/ 3.92/	½-			0.35666(6)/17. 0.9879(1)/15. 1.0305(1)/21. 2.0514(2)/11. (0.19–3.1)
⁸³ Se		82.91912	22.3 m	β- /3.668	0.93/ 1.51/	9/2+			0.22516(6)/33. 0.35666(6)/69. 0.51004(8)/45. (0.21–2.42)
⁸⁴ Se		83.91847	3.3 m	β- /1.83	1.41/100.	0+			0.4088(5)/100.
⁸⁵ Se		84.92226	32. s	β- /6.18	5.9/	5/2+			0.3450(1)/22. 0.6094(1)/41.
⁸⁶ Se		85.92431	15. s	β- /5.10		0+			2.0124(1)/24. 2.4433(8)/100. 2.6619(1)/49.
⁸⁷ Se		86.92869	5.4 s	β- /7.28 n/		5/2+			0.468(1)/100. 1.4979(1)/23.
⁸⁸ Se		87.93142	1.5 s	β-, n/6.85		0+			0.5346/
⁸⁹ Se		88.93667	0.41 s	β-, n/9.0					
⁹⁰ Se		89.940	0.20 s			0+			
⁹¹ Se		90.946	0.27 s	β-, n/8.					
^{92m} Se			10 μs						(0.503–0.898)
⁹² Se		91.950	> 0.3 μs			0+			
⁹³ Se		92.956	> 0.3 μs						
⁹⁴ Se		93.960	> 0.3 μs			0+			
⁹⁵ Se		94.967	> 0.4 μs						
³⁵ Br		79.901–79.907							
⁶⁷ Br		66.965							
⁶⁸ Br		67.959	< 1.5 μs						
⁶⁹ Br		68.9505	< 0.024 μs	β+ /9.6					
^{70m} Br			2.2 s			9+			
⁷⁰ Br		69.9448	~ 0.08 s	β+ /10.0	/0.75				
⁷¹ Br		70.93934	21. s	β+ /6.9					
⁷² Br		71.93659	1.31 m	β+ /8.7		3	0.6		0.4547–1.317
⁷³ Br		72.93167	3.4 m	β+ /4.7	3.7/	3/2-			ann.rad./

Elem. or Isot.	Natural Abundance (Atom %)	Atomic Mass or Weight	Half-Life/ Resonance Width (MeV)	Decay Mode/ Energy (/MeV)	Particle Energy/ Intensity (MeV/%)	Spin (<i>h</i> /2 <i>π</i>)	Nuclear Magnetic Mom. (nm)	Elect. Quadr. Mom. (b)	γ-Energy/ Intensity (MeV/%)
^{74m} Br			46. m	β+ /	4.5/	4-	1.82		0.065–0.700
									ann.rad./
									0.6348
									0.7285
⁷⁴ Br	73.92991	73.92991	25.4 m	β+ /6.91		4 (+)			(0.2–4.38)
									ann.rad./
									0.6341
									0.6348
⁷⁵ Br	74.92581	74.92581	1.62 h	β+ /76/3.03		3/2-	+0.75		(0.2–4.7)
									ann.rad./
									0.28650
									(0.1–1.56)
^{76m} Br			1.4 s	I.T./5.05		4+			0.104548
									0.05711
⁷⁶ Br	75.9245	75.9245	16.0 h	β+ /57/4.96	1.9/ 3.68/	1-	0.54821	0.270	ann.rad./
									0.55911
									1.85368
									(0.4–4.6)
^{77m} Br			4.3 m	I.T./0.1059		9/2+			0.1059
⁷⁷ Br	76.92138	76.92138	2.376 d	EC/99/1.365		3/2-	0.973	+0.53	ann.rad./
									0.23898
									0.52069
									(0.08–1.2)
⁷⁸ Br	77.92115	77.92115	6.45 m	β+ /92/3.574	1.2/	1+	0.13		ann.rad./
				EC/8/	2.5/				0.61363
									(0.7–3.0)
^{79m} Br			4.86 s	I.T./0.207		9/2+			0.2072
⁷⁹ Br	50.69(7)	78.91834				3/2-	+2.106400	+0.31	
^{80m} Br			4.42 h	I.T./0.04885		5-	+1.3177	+0.70	Br k x-ray
									0.03705/39.1
									0.04885/0.3
⁸⁰ Br	79.91853	79.91853	17.66 m	β- /92/2.004	1.38 β- /7.6	1+	0.5140	+0.18	ann.rad./
				EC/5.7/1.8706	1.99 β- /82				0.6169/6.7
				β+ /2.6/	0.85 β+ /2.8				(0.64–1.45)
⁸¹ Br	49.31(7)	80.91629				3/2-	+2.270562	+0.26	
^{82m} Br			6.1 m	I.T./98/0.046		2-			0.046/0.24
				β- /2 /3.139					(0.62–2.66)
⁸² Br	81.91680	81.91680	1.471 d	β- /3.093	0.444/	5-	+1.6270	0.69	0.5544/71
									0.61905/43
									0.77649/84
									(0.013–1.96)
⁸³ Br	82.91518	82.91518	2.40 h	β- /0.972	0.395/1	3/2-			0.52964
					0.925/99				(0.12–0.68)
^{84m} Br			6.0 m	β- /4.97	2.2/100	(6-)			0.4240/100
									0.8817/98
									1.4637/101
⁸⁴ Br	83.9165	83.9165	31.8 m	β- /4.65	2.70/11	2-	2.		0.8816/41
					3.81/20				1.8976/13
					4.63/34				(0.23–4.12)
⁸⁵ Br	84.91565	84.91565	2.87 m	β- /2.87	2.57	3/2-			0.80241/2.56
									0.92463/1.6
									(0.09–2.4)
⁸⁶ Br	85.91881	85.91881	55.5 s	β- /7.63	3.3	(2-)			1.56460/64
					7.4				2.75106/21
									(0.5–6.8)

Elem. or Isot.	Natural Abundance (Atom %)	Atomic Mass or Weight	Half-Life/Resonance Width (MeV)	Decay Mode/ Energy (/MeV)	Particle Energy/ Intensity (MeV/%)	Spin ($\hbar/2\pi$)	Nuclear Magnetic Mom. (nm)	Elect. Quadr. Mom. (b)	γ -Energy/ Intensity (MeV/%)
⁸⁷ Br		86.92067	55.6 s	β^- /6.85	6.1/	3/2-			1.41983/55.
				n/					1.578/45.
									(0.173–1.76)
^{88m} Br			5.1 μ s						
⁸⁸ Br		87.92408	16.3 s	β^- /8.96		1-			0.7649
				n/					0.7753
									0.8021
									(0.1–6.99)
⁸⁹ Br		88.92671	4.35 s	β^- /8.16		3/2-			0.7753
				n/					1.0978
⁹⁰ Br		89.93129	1.91 s	β^- /10.4	8.3/	2-			0.6555
				n/	9.8/				0.7071
									1.3626
⁹¹ Br		90.93440	0.54 s	β^- /90 /9.80					0.263
				β^- n/10 /					0.803
⁹² Br		91.93963	0.31 s	β^- /12.20					0.740
				β^- n/					
⁹³ Br		92.943	0.15 s	β^- /11					0.117–0.593
				β^- n	//~53				(0.237–3.606)
⁹⁴ Br		93.949	0.07 s	β^- n/					
^{95m} Br			7 μ s						0.5379
⁹⁵ Br		94.953	> 0.3 μ s						
^{96m} Br			3 μ s						0.3115
⁹⁶ Br		95.959	> 0.3 μ s						
⁹⁷ Br		96.963	> 0.3 μ s						
⁹⁸ Br		97.969	> 0.4 μ s						
³⁶ Kr		83.798(2)							
⁶⁹ Kr		68.965	27. ms	β^+ , (p)	4.07/				
⁷⁰ Kr		69.956	0.06 s			0+			
⁷¹ Kr		70.950	100. ms	β^+ , EC/10.1					(0.198–0.207)
⁷² Kr		71.9421	17.1 s	β^+ /5.0		0+			ann.rad./
				EC/					0.3099/15.3
									0.4150/12.8
									(0.305–3.305)
⁷³ Kr		72.93929	28. s	β^+ /6.7		5/2-			ann.rad./
				EC/					0.1781/66
				β^+ , p/	/0.25				(0.06–0.86)
⁷⁴ Kr		73.93308	11.5 m	β^+ /3.1		0+			ann.rad./
				EC/					0.08970/31
									0.2030/20
									(0.010–1.06)
⁷⁵ Kr		74.9309	4.3 m	β^+ /4.90	3.2/	5/2+	–0.531	+1.1	ann.rad./
				EC/					0.1325/68
									0.1547/21
									(0.02–1.7)
⁷⁶ Kr		75.92591	14.8 h	EC/1.31		0+			Br k x-ray
									0.270/21
									0.3158/39
									(0.03–1.07)
⁷⁷ Kr		76.92467	1.24 h	β^+ /80/3.06		5/2+	–0.583	+0.9	ann.rad./
				EC/20/	1.55/				0.1297/80
					1.70/				0.1465/38
					1.87/				(0.02–2.3)
⁷⁸ Kr	0.355(3)	77.920365	$9. \times 10^{21}$ a	EC-EC		0+			
^{79m} Kr			53. s	I.T./0.1299		7/2+	–0.786	+0.40	Kr x-ray

Elem. or Isot.	Natural Abundance (Atom %)	Atomic Mass or Weight	Half-Life/ Resonance Width (MeV)	Decay Mode/ Energy (/MeV)	Particle Energy/ Intensity (MeV/%)	Spin (<i>h</i> /2π)	Nuclear Magnetic Mom. (nm)	Elect. Quadr. Mom. (b)	γ-Energy/ Intensity (MeV/%)
⁷⁹ Kr		78.92008	1.455 d	β+ /7 /1.626		½-	+0.536		ann.rad./
				EC/93 /					0.2613/13
									0.39756/19
									0.6061/8
									(0.04–1.3)
⁸⁰ Kr	2.286(10)	79.916378				0+			
^{81m} Kr			13.1 s	I.T./0.1904		½-	+0.586		0.1904
⁸¹ Kr		80.91659	2.1 × 10 ⁵ a	EC/0.2807		7/2+	−0.908	+0.644	Br k x-ray
									0.2760
⁸² Kr	11.593(31)	81.91348				0+			
^{83m} Kr			1.86 h	I.T./0.0416		½-	+0.591		Kr k x-ray
									0.00940
									0.03215/0.055
⁸³ Kr	11.500(19)	82.914127				9/2+	−0.970669	+0.259	
⁸⁴ Kr	56.987(15)	83.91149773				0+			
^{85m} Kr			4.48 h	β- /79 /	0.83/79	½-	+ 0.633		0.30487
				I.T./21 /0.305					0.15118
⁸⁵ Kr		84.91253	10.73 a	β- /0.687	0.15/0.4	9/2+	1.005	+0.443	0.51399
⁸⁶ Kr	17.279(41)	85.91061063				0+			
⁸⁷ Kr		86.913355	1.27 h	β- /3.887	1.33/8	5/2+	−1.023	−0.30	0.40258/49.6
					3.49/43				2.5548/9.2
					3.89/30				(0.13–3.31)
⁸⁸ Kr		87.91445	2.80 h	β- /2.91		0+			0.19632/26.
									2.392/34.6
									(0.03–2.8)
⁸⁹ Kr		88.91784	3.15 m	β- /4.99	3.8/	3/2 (+)	−0.330	+0.16	0.19746
					4.6/				0.2209/19.9
					4.9/				0.5858/16.4
									1.4728/6.8
									(0.2–4.7)
⁹⁰ Kr		89.91953	32.3 s	β- /4.39	2.6/77	0+			0.12182/32.9
					2.8/6				0.5395/28.6
									1.1187/36.2
									(0.1–4.2)
⁹¹ Kr		90.92381	8.6 s	β- /6.4	4.33/	5/2 (+)	−0.583	+0.30	0.10878/43.5
					4.59/				0.50658/19.
									(0.2–4.4)
⁹² Kr		91.92617	1.84 s	β- /5.99		0+			0.1424/66.
				n/					(0.14–3.7)
⁹³ Kr		92.93115	1.30 s	β- /8.6	7.1/	½+	−0.413		0.1820
				n/	//1.9				0.2534/42.
									0.32309/24.6
									(0.057–4.03)
⁹⁴ Kr		93.9341	0.23 s	β- /7.3		0+			0.2196/67
				n	n//1.0				0.6293/100.
									(0.098–0.985)
⁹⁵ Kr		94.9397	0.10 s	β- /9.7	n//2.9		−0.410		
⁹⁶ Kr		95.9430	~ 80 ms	β-, n	n//3.7	0+			
⁹⁷ Kr		96.949	0.06 s	β-, n	n//7.				
⁹⁸ Kr		97.952	0.05 s	β-, n	n//7.	0+			
⁹⁹ Kr		98.958	0.04 s	β-, n	n// ~ 11.				
¹⁰⁰ Kr		99.962	~ 0.007 s			0+			
¹⁰¹ Kr		100.969	> 0.4 μs						
³⁷ Rb		85.4678(3)							
⁷¹ Rb		70.965							

Elem. or Isot.	Natural Abundance (Atom %)	Atomic Mass or Weight	Half-Life/ Resonance Width (MeV)	Decay Mode/ Energy (/MeV)	Particle Energy/ Intensity (MeV/%)	Spin ($\hbar/2\pi$)	Nuclear Magnetic Mom. (nm)	Elect. Quadr. Mom. (b)	γ -Energy/ Intensity (MeV/%)
⁷² Rb		71.959	< 1.5 μ s						
⁷³ Rb		72.951	< 0.03 μ s						
⁷⁴ Rb		73.94427	64.8 ms	β^+ /10.4					0.456/0.0025 (0.053–5.820)
⁷⁵ Rb		74.93857	19. s	β^+ /7.02	2.31/	3/2 (-)			ann.rad./ 0.179
⁷⁶ Rb		75.93507	39. s	β^+ /8.50	4.7/	1 (-)	-0.372623	+0.4	ann.rad./ 0.4240/92. (0.064–1.68)
⁷⁷ Rb		76.93040	3.8 m	β^+ /5.34	3.86/	3/2-	+0.654468	+0.70	ann.rad./ 0.0665/59 (0.04–2.82)
^{78m} Rb			5.7 m	I.T./0.1034 β^+ / EC/	3.4	4 (-)	+2.549	+0.81	ann.rad./ 0.4553/81. (0.103–4.01)
⁷⁸ Rb		77.92814	17.7 m	β^+ /7.22 EC/		0 (+)			ann.rad./ 0.4553/63. (0.42–5.57)
⁷⁹ Rb		78.92399	23. m	β^+ /84/3.65 EC/16 /		5/2+	+0.3358	-0.10	ann.rad./ 0.68812/23. (0.017–3.02)
⁸⁰ Rb		79.92252	34. s	β^+ /5.72	4.1/22 4.7/74	1+	-0.0836	+0.35	ann.rad./ 0.6167/25.
^{81m} Rb			30.5 m	I.T./0.85 β^+ , EC/	1.4	9/2+	+5.598	-0.74	ann.rad./ (0.085–1.9)
⁸¹ Rb		80.91899	4.57 h	β^+ /27/2.24 EC/73	1.05/	3/2-	+2.060	+0.40	ann.rad./ 0.19030/64. (0.05–1.9)
^{82m} Rb			6.47 h	β^+ /26/ EC/74/	0.80/	5-	+1.51001	+1.0	ann.rad./ 0.5544/63. 0.7765/85. (0.092–2.3)
⁸² Rb		81.91821	1.258 m	β^+ /96/4.40 EC/4/	3.3/	1+	+0.554508	+0.19	ann.rad./ 0.7665/13. (0.47–3.96)
⁸³ Rb		82.91511	86.2 d	EC/0.91		5/2-	+1.425	+0.20	Kr x-ray 0.5205/46. (0.03–0.80)
^{84m} Rb			20.3 m	I.T./0.216		6-	+0.21293	+0.6	0.2163/34. 0.2482/63. 0.4645/32.
⁸⁴ Rb		83.91438	32.9 d	β^+ /22/2.681 EC/75 / β^- /3/0.894	0.780/11 1.658/11 0.893/	2-	-1.32412	-0.015	ann.rad./ 0.8817/68. (1.02–1.9)
⁸⁵ Rb	72.17(2)	84.91178974				5/2-	+1.353	+0.28	
^{86m} Rb			1.018 m	I.T./0.5560		6-	+1.815	+0.37	0.556/98.
⁸⁶ Rb		85.911167	18.65 d	β^- /1.775	1.774/8.8	2-	-1.6920	+0.19	1.0768/8.8
⁸⁷ Rb	27.83(2)	86.90918053	4.97×10^{10} a	β^- /0.283	0.273/100	3/2-	+2.7512	+0.13	
⁸⁸ Rb		87.911316	17.7 m	β^- /5.316	5.31	2-	0.508		0.8980/14.4 1.8360/22.8 (0.34–4.85)
⁸⁹ Rb		88.91228	15.4 m	β^- /4.50	1.26/38 1.9/5 2.2/34	3/2-	+2.38	+0.14	1.032/58. 1.248/42. 2.1960/13

Elem. or Isot.	Natural Abundance (Atom %)	Atomic Mass or Weight	Half-Life/ Resonance Width (MeV)	Decay Mode/ Energy (/MeV)	Particle Energy/ Intensity (MeV/%)	Spin (<i>h</i> /2 <i>π</i>)	Nuclear Magnetic Mom. (nm)	Elect. Quadr. Mom. (b)	γ-Energy/ Intensity (MeV/%)
					4.49/18				(0.12–4.09)
^{90m} Rb			4.3 m	β- /4.50	1.7/	3 -	+1.616	+0.20	0.1069(IT)
					6.5/				0.8317/94
									(0.20–5.00)
⁹⁰ Rb	89.91480		2.6 m	β- /6.59	6.6	0 -			0.8317/28.
									(0.31–5.60)
⁹¹ Rb	90.91654		58.0 s	β- /5.861	5.9	3/2 (-)	+2.182	+0.15	0.0936/34.
									(0.35–4.70)
⁹² Rb	91.91973		4.48 s	β- /8.11	8.1/94	0 -			0.8148/8.
									(0.1–6.1)
⁹³ Rb	92.92204		5.85 s	β- /7.46	7.4/	5/2-	+1.410	+0.18	0.2134/4.8
				n/1					0.4326/12.5
									0.9861/4.9
									(0.16–5.41)
⁹⁴ Rb	93.92639		2.71 s	β- /10.31	9.5/	3 (-)	+1.498	+0.16	0.8369/87.
				n/10					1.5775/32.
									(0.12–6.35)
⁹⁵ Rb	94.92926		0.377 s	β- /9.30	8.6/	5/2-	+1.334	+0.21	0.352/65.
				n/8					0.680/22.
									(0.20–2.27)
^{96m} Rb			1.7 μs						0.2999
									0.4612
									0.2400
									0.093–0.369
⁹⁶ Rb	95.93413		0.199 s	β- /11.76	10.8/	2+	+1.466	+0.25	0.815/76.
				n/13/					(0.20–5.42)
^{97m} Rb			5.1 μs						0.0771
⁹⁷ Rb	96.93718		0.169 s	β- /10.42	10.0	3/2+	+1.841	+0.58	0.167/100.
				n/27/					0.585/79.
									0.599/56.
									1.258/52.
									(0.14–2.08)
⁹⁸ Rb	97.94169		0.107 s	β- /12.34	0.144/	(0)			
				n/13					(0.07–3.68)
⁹⁹ Rb	98.945		59. ms	β- /11.3					
¹⁰⁰ Rb	99.950		53. ms	β- /13.5					0.129
									(0.058–4.483)
¹⁰¹ Rb	100.954		0.03 s	β- /11.8					
¹⁰² Rb	101.960		0.09 s	β-					
¹⁰³ Rb	102.064		> 0.4 μs						
³⁸ Sr	87.62(1)								
⁷³ Sr	72.966		> 25 ms						
⁷⁴ Sr	73.956		> 1.5 μs			0+			
⁷⁵ Sr	74.950		88. ms	β+, p	p//5.				0.144/4.5
⁷⁶ Sr	75.9418		7.9 s	β+ /6.1		0+			
⁷⁷ Sr	76.9379		9.0 s	β+ /6.9	5.6	5/2 +	–0.348	+1.4	0.147
				β+, p	//0.08				
⁷⁸ Sr	77.93218		155. s	β+ /3.76		0+			(0.025–1.660)
⁷⁹ Sr	78.9297		2.1 m	β+ /5.32	4.1	3/2 (-)	–0.474	+0.71	ann.rad./
									0.039/28.
									0.105/22.
									(0.135–0.612)
⁸⁰ Sr	79.92452		1.77 h	β+ /1.87		0+			ann.rad./
									0.174/10.
									0.589/39.

Elem. or Isot.	Natural Abundance (Atom %)	Atomic Mass or Weight	Half-Life/ Resonance Width (MeV)	Decay Mode/ Energy (/MeV)	Particle Energy/ Intensity (MeV/%)	Spin (<i>h</i> /2 <i>π</i>)	Nuclear Magnetic Mom. (nm)	Elect. Quadr. Mom. (b)	γ-Energy/ Intensity (MeV/%)
(0.24–0.55)									
⁸¹ Sr		80.92321	22.3 m	β+ /87/3.93	2.43/	1/2-	+0.544		ann.rad./
				EC/13/	2.68/				0.148/31.
									0.1534/35
									(0.06–1.7)
⁸² Sr		81.91840	25.36 d	EC/0.18		0+			Rb x-ray
^{83m} Sr			5.0 s	I.T./0.2591		½-	+0.582		0.2591/87.5
⁸³ Sr		82.91755	1.350 d	β+ /24/2.28	0.465/	7/2+	–0.8298	+0.76	ann.rad./
				EC/76/	0.803/				0.3816/12.
					1.227/				0.3816
									0.7627/30.
									(0.094–2.15)
⁸⁴ Sr	0.56(1)	83.91342				0+			
^{85m} Sr			1.127 h	I.T./87/0.2387		½-	+0.600		0.2318/84.
				EC/13					(0.15–0.24)
⁸⁵ Sr		84.91293	64.85 d	EC/1.065		9/2+	–1.001	+0.28	0.51399/99.3
⁸⁶ Sr	9.86(1)	85.90926				0+			
^{87m} Sr			2.81 h	I.T./0.3884		½-	+0.63		0.3884(IT)
⁸⁷ Sr	7.00(1)	86.90888				9/2+	–1.0936	+0.305	
⁸⁸ Sr	82.58(1)	87.90561				0+			
⁸⁹ Sr		88.90745	50.6 d	β- /1.497	1.492/100	5/2+	–1.148	–0.3	0.9092
⁹⁰ Sr		89.90773	28.9 a	β- /0.546	0.546/100	0+			
⁹¹ Sr		90.91020	9.5 h	β- /2.70	0.61/7	5/2+	–0.885	+0.05	0.5556/61.
					1.09/33				0.7498/24.
					1.36/29				1.0243/33.
					2.66/26				(0.12–2.4)
⁹² Sr		91.91104	2.64 h	β- /1.91	0.55/96	0+			1.3831/90.
					1.5/3				(0.24–1.1)
⁹³ Sr		92.91402	7.4 m	β- /4.08	2.2/10	5/2+	–0.793	+0.26	0.5903/
					2.6/25				0.7104
					3.2/65				0.87573
									0.8883/
									(0.17–3.97)
⁹⁴ Sr		93.91536	1.25 m	β- /3.511	2.1/	0+			0.6219
					3.3/				0.7043
									0.7241
									0.8064
									1.4283
⁹⁵ Sr		94.91935	25.1 s	β- /6.08		½+	–0.537		0.6859
					6.1/50				0.8269
									2.7173
									2.9332
⁹⁶ Sr		95.9217	1.06 s	β- /5.37	4.2/	0+			0.1222
									0.5305
									0.8094
									0.9318
⁹⁷ Sr		96.92637	0.42 s	β- /7.47	5.3	1/2+	–0.498		0.2164
									0.3071
									0.6522
									0.9538
									1.2580
									1.9050
⁹⁸ Sr		97.92869	0.65 s	β- /5.83	5.1	0+			0.0365
									0.1190
									0.4286

Elem. or Isot.	Natural Abundance (Atom %)	Atomic Mass or Weight	Half-Life/ Resonance Width (MeV)	Decay Mode/ Energy (/MeV)	Particle Energy/ Intensity (MeV/%)	Spin (<i>h</i> /2 <i>π</i>)	Nuclear Magnetic Mom. (nm)	Elect. Quadr. Mom. (b)	γ-Energy/ Intensity (MeV/%)
									0.4447
									0.5636
⁹⁹ Sr		98.93289	0.27 s	β- /8.0		3/2 +	−0.26	0.8	
¹⁰⁰ Sr		99.9358	0.201 s	β- /7.1		0+			
¹⁰¹ Sr		100.940	0.115 s	β- /9.5					
¹⁰² Sr		101.9438	68. ms	β- /8.8		0+			
¹⁰³ Sr		102.949	0.07 s						
¹⁰⁴ Sr		103.953	0.04 s			0+			
¹⁰⁵ Sr		104.959	~ 0.04 s						
¹⁰⁶ Sr		105.963	> 0.4 μs						
¹⁰⁷ Sr		106.969	> 0.4 μs						
³⁹ Y		88.90584(2)							
⁷⁶ Y		75.959	> 0.2 μs						
⁷⁷ Y		76.9498	~ 57. ms						
^{78m} Y			5.8 s			(5+)			
⁷⁸ Y		77.944	53 ms	β+ /10.5					0.279/100
									0.504/90
									0.713/40
⁷⁹ Y		78.937	15. s	β+ /7.1					(0.152–1.106)
^{80m} Y			4.8 s						0.2285
⁸⁰ Y		79.93436	30. s	β+ /7.0	5.5	(4-)			ann.rad./
					5.0/				0.3858/100
									0.5951/42
									0.756–1.396
⁸¹ Y		80.92946	1.21 m	β+ /5.5	3.7/				ann.rad./
					4.2/				0.428
									0.469
⁸² Y		81.92693	9.5 s	β+ /7.8	6.3/	1+			ann.rad./
									0.5736
									0.6017
									0.7375
^{83m} Y			2.85 m	β+ /95/4.6	2.9	1/2-			ann.rad./
				EC/5 /					0.2591
									0.4218
									0.4945
⁸³ Y		82.9225	7.1 m	β+ /4.47	3.3	9/2+			ann.rad./
				EC/					0.0355
									0.4899
									0.8821
									(0.03–3.4)
^{84m} Y			4.6 s	β+ /		1+			ann.rad./
				EC/					0.7930
⁸⁴ Y		83.92067	40. m	β+ /6.4	1.64/47	5-			ann.rad./
				EC/	2.24/25				0.4628
					2.64/21				0.6606
					3.15/7				0.7931
									0.9744
									1.0398
									(0.2–3.3)
^{85m} Y			4.9 h	β+ /70/		9/2+	6.2		ann.rad./
				EC/30/					0.2317
									0.5356
									2.1238
									(0.1–3.1)
									0.7673

Elem. or Isot.	Natural Abundance (Atom %)	Atomic Mass or Weight	Half-Life/ Resonance Width (MeV)	Decay Mode/ Energy (/MeV)	Particle Energy/ Intensity (MeV/%)	Spin ($\hbar/2\pi$)	Nuclear Magnetic Mom. (nm)	Elect. Quadr. Mom. (b)	γ -Energy/ Intensity (MeV/%)
⁸⁵ Y		84.9164	2.6 h	β^+ /55/3.26 EC/45/	1.54/	1/2-			ann.rad./ 0.2317 0.5045 0.9140 (0.07–1.4)
^{86m} Y			48. m	I.T./99/ β^+ / EC/		8+	4.8		ann.rad./ 0.0102(IT) 0.2080 (0.09–1.1)
⁸⁶ Y		85.9149	14.74 h	β^+ /5.24 EC/		4-	< 0.6		ann.rad./ 0.3070 0.6277 1.0766 1.1531 1.9207 (0.1–3.8)
^{87m} Y			13. h	I.T./98/ β^+ /0.7/ EC/		9/2+	+6.24	–0.5	0.3807
⁸⁷ Y		86.91088	3.35 d	EC/99+/1.862	0.78/	1/2-	–0.19		0.3880 0.4870
⁸⁸ Y		87.90950	106.6 d	EC/99+/3.623 β^+ /0.2/	0.76/	4-	–0.42	+0.16	ann.rad./ 0.89802 1.83601 2.73404 3.2190
^{89m} Y			15.7 s	I.T./0.909		9/2+	+6.37	\sim –0.43	0.9092(IT)
⁸⁹ Y	100.	88.90584				1/2-	–0.13742		
^{90m} Y			3.20 h	I.T./99+/ β^- /0.002/	0.68204	7+	+5.28	\sim –0.65	0.2025 0.4794 0.6820
⁹⁰ Y		89.90714	2.669 d	β^- /2.282	2.28/	2-	–1.63	–0.155	
^{91m} Y			49.7 m	I.T./0.555		9/2+	5.96		0.5556(IT)
⁹¹ Y		90.90730	58.5 d	β^- /1.544	1.545/	1/2-	0.164		1.208
⁹² Y		91.9089	3.54 h	β^- /3.63	3.64/	2-	–0.67		0.4485 0.5611 0.9345 1.4054 (0.4–3.3)
^{93m} Y			0.82 s	I.T./0.759		9/2+	+6.04	\sim –0.64	0.1686(IT) 0.5902
⁹³ Y		92.9096	10.2 h	β^- /2.87	2.88/90	1/2-	–0.12		0.2669 0.9471 1.9178
^{94m} Y			1.4 μ s						0.4322 0.7699 1.2024
⁹⁴ Y		93.91159	18.7 m	β^- /4.919	4.92/	2-	–0.24	\sim 0.03	0.3816 0.9188 1.1389 (0.3–4.1)
⁹⁵ Y		94.91282	10.3 m	β^- /4.42		1/2-	–0.16		0.4324 0.9542 2.1760 3.5770

Elem. or Isot.	Natural Abundance (Atom %)	Atomic Mass or Weight	Half-Life/ Resonance Width (MeV)	Decay Mode/ Energy (/MeV)	Particle Energy/ Intensity (MeV/%)	Spin ($\hbar/2\pi$)	Nuclear Magnetic Mom. (nm)	Elect. Quadr. Mom. (b)	γ -Energy/ Intensity (MeV/%)
^{96m} Y			9.6 s	β^- /		(3+)			0.1467
									0.6174
									0.9150
									1.1071
									1.7507
⁹⁶ Y	95.91590		6.2 s	β^- /7.09	7.12/	0-			1.594
^{97m} Y			1.21 s	β^- /7.4	4.8/	9/2+	+5.88	~ -0.76	0.1614
					6.0/				0.9700
									1.1030
⁹⁷ Y	96.9183		3.76 s	β^- /6.69	6.7	1/2-	-0.12		0.2969
									1.9960
									3.2876
									3.4013
^{98m} Y			2.1 s	β^- /9.8	5.5/	(4-)	+2.98	+1.7	0.2415
									0.6205
									0.6473
									1.2228
									1.8016
⁹⁸ Y	97.9224		0.59 s	β^- /8.83	8.7/	1+			0.2131
									1.2228
									1.5907
									2.9413
									4.4501
^{99m} Y			0.011 ms						
⁹⁹ Y	98.92415		1.47 s	β^- /7.57		1/2-			0.1218/43.8
				n	/2.5/				0.5362
									0.7242
									1.0130
^{100m} Y			0.94 s	β^- , n /		3+			
¹⁰⁰ Y	99.9277		0.73 s	β^- , n/9.3	n/1.8/	1+			
¹⁰¹ Y	100.93015		0.43 s	β^- , n/8.6	n/1.5/	(5/2+)	+3.22	-1.5	
¹⁰² Y	101.93433		0.36 s	β^- , n/9.9	n/4.0/				
¹⁰³ Y	102.9372		0.23 s	β^- , n	n/8.3/				
¹⁰⁴ Y	103.942		0.20 s						
¹⁰⁵ Y	104.945		0.08 s						
¹⁰⁶ Y	105.951		0.06 s						
¹⁰⁷ Y	106.955		0.04 s						
¹⁰⁸ Y	107.960		~ 0.03 s						
¹⁰⁹ Y	108.964		> 0.4 μ s						
⁴⁰Zr	91.224(2)								
⁷⁸ Zr	77.956		> 0.2 μ s			0+			
⁷⁹ Zr	78.949		0.06 s						
⁸⁰ Zr	79.94		~ 4.5 s	β^+ /8.0		0+			0.290
									0.538
⁸¹ Zr	80.937		5.3 s	β^+ /7.2	6.1	(3/2-)			
⁸² Zr	81.931		32. s	β^+ /4.0	3.	0+			ann.rad./
^{83m} Zr			7. s	β^+ /7.0		(7/2+)			ann.rad./
⁸³ Zr	82.92924		44. s	β^+ /5.9	4.8	(1/2-)			ann.rad./
				EC					0.0556
									0.1050
									0.2560
									0.474
									1.525

Elem. or Isot.	Natural Abundance (Atom %)	Atomic Mass or Weight	Half-Life/ Resonance Width (MeV)	Decay Mode/ Energy (/MeV)	Particle Energy/ Intensity (MeV/%)	Spin ($\hbar/2\pi$)	Nuclear Magnetic Mom. (nm)	Elect. Quadr. Mom. (b)	γ -Energy/ Intensity (MeV/%)
⁸⁴ Zr		83.92333	26. m	β^+ /2.7 EC/		0+			ann.rad./ 0.0449 0.1125 0.3729 0.667
^{85m} Zr			10.9 s	I.T./0.2922 β^+ , EC/		$\frac{1}{2}$ -			ann.rad./ 0.2922(IT) 0.4165
⁸⁵ Zr		84.92144	7.9 m	β^+ /4.7 EC/	3.1	7/2+			ann.rad./ 0.2663 0.4163 0.4543
⁸⁶ Zr		85.91630	16.5 h	EC/1.47		0+			0.0280 0.243 0.612
^{87m} Zr			14.0 s	I.T./0.3362		$\frac{1}{2}$ -	+0.64		0.1352(IT) 0.2010
⁸⁷ Zr		86.91482	1.73 h	β^+ /3.67 EC/	2.26	9/2+	-0.895	+0.42	ann.rad./ 0.3811 1.228
^{88m} Zr			1.4 μ s			(8+)	-1.81	+0.51	0.077
⁸⁸ Zr		87.91022	83.4 d	EC/0.67		0+			0.3929
^{89m} Zr			4.18 m	I.T./94/0.5877 β^+ /1.5/ EC/4.7/		$\frac{1}{2}$ -	+0.80		ann.rad./ 0.5877(IT) 1.507
⁸⁹ Zr		88.90888	3.27 d	β^+ /23/2.832 EC/77/	0.9/	9/2+	-1.05	+0.3	ann.rad./ 0.9092
^{90m} Zr			0.809 s	I.T./		5-	6.3		0.1326 2.1862 2.3189(IT)
⁹⁰ Zr	51.45(40)	89.90470				0+			
⁹¹ Zr	11.22(5)	90.90564				5/2+	-1.30362	-0.176	
⁹² Zr	17.15(8)	91.90503				0+			
⁹³ Zr		92.90647	1.5×10^6 a	β^- /0.091		5/2+			0.0304
⁹⁴ Zr	17.38(28)	93.90631	$> 10^{17}$ a	β^- - β^-		0+			
⁹⁵ Zr		94.90804	64.02 d	β^- /1.125	0.366/55 0.400/44	5/2+	1.13	+0.22	0.7242 0.7567
⁹⁶ Zr	2.80(9)	95.90827	2.3×10^{19} a $> 1.7 \times 10^{18}$ a	β^- - β^- β^-		0+			
⁹⁷ Zr		96.91095	16.75 h	β^- /2.658	1.91/	$\frac{1}{2}$ -	-0.937		0.7434
⁹⁸ Zr		97.9127	30.7 s	β^- /2.26	2.2/100	0+			
⁹⁹ Zr		98.9167	2.2 s	β^- /4.56	3.9/ 3.5/	$\frac{1}{2}$ +	-0.930		0.4692/55.2 0.5459/48 0.028-1.321
¹⁰⁰ Zr		99.9180	7.1 s	β^- /3.34		0+			0.4006/20 0.5043/30
¹⁰¹ Zr		100.9214	2.1 s	β^- /5.49	6.2/	3/2-	-0.27	+0.81	0.1194 0.2057 0.2089
¹⁰² Zr		101.9231	2.9 s	β^- /4.61		0+			0.064/15 0.599/14 0.535/11
¹⁰³ Zr		102.9272	1.3 s	β^- /7.0					
¹⁰⁴ Zr		103.9294	1.2 s	β^- /5.9		0+			
¹⁰⁵ Zr		104.9340	0.6 s	β^- /8.5					

Elem. or Isot.	Natural Abundance (Atom %)	Atomic Mass or Weight	Half-Life/ Resonance Width (MeV)	Decay Mode/ Energy (/MeV)	Particle Energy/ Intensity (MeV/%)	Spin (<i>h</i> /2 <i>π</i>)	Nuclear Magnetic Mom. (nm)	Elect. Quadr. Mom. (b)	γ-Energy/ Intensity (MeV/%)
¹⁰⁶ Zr		105.937	0.19 s			0+			
¹⁰⁷ Zr		106.942	0.14 s						
¹⁰⁸ Zr		107.945	73. ms			0+			
¹⁰⁹ Zr		108.950	0.06 s						
¹¹⁰ Zr		109.954	0.04 s			0+			
¹¹¹ Zr		110.960	> 0.4 μs						
¹¹² Zr		111.964	> 0.4 μs						
⁴¹Nb		92.90637(2)							
⁸¹ Nb		80.950	< 0.08 μs						
⁸² Nb		81.944	50 ms	β+ /11.					
⁸³ Nb		82.937	4.1 s	β+ /7.5					
⁸⁴ Nb		83.934	10. s	β+, EC/9.6		(3+)			0.540 (0.456–1.427)
^{85m} Nb			3. s						0.069
⁸⁵ Nb		84.92885	21. s	β+ /6.0					
^{86m} Nb			56. s	β+					
⁸⁶ Nb		85.92578	1.46 m	β+ /8.0					ann.rad./ 0.751 1.003
^{87m} Nb			3.7 m	β+ / EC/		1/2-			ann.rad./ 0.1352 0.2010
⁸⁷ Nb		86.92069	2.6 m	β+ /5.2/ EC/		(9/2+)			ann.rad./ 0.2010 0.4706 0.6165 1.0665 1.8842
^{88m} Nb			7.7 m	β+ / EC/		4-			ann.rad./ 0.2625 0.3996 1.0569 1.0825
⁸⁸ Nb		87.9182	14.3 m	β+ /7.6 EC/	3.2/	8+			ann.rad./ 1.0570 1.0828 (0.07–2.5)
^{89m} Nb			2.0 h	β+ / EC/	3.3/	9/2+			0.5880/10(D) (0.17–4.0)
⁸⁹ Nb		88.9134	1.10 h	β+ /74/4.29 EC/26 /	2.8/	1/2-	+6.216		ann.rad./ 0.5074 0.5880 0.7696 1.2775
^{90m} Nb			18.8 s	I.T./0.1246		4-			0.002 0.1225
⁹⁰ Nb		89.91126	14.6 h	β/53 /6.111 EC/47 /	0.86/5 1.5/92	8+	4.961	+0.05	ann.rad./ 0.1412 1.1292 2.1862 2.3189 (0.1–3.3)
^{91m} Nb			62. d	I.T./97 / EC/3 /		1/2-			0.1045(IT) 1.2050
⁹¹ Nb		90.90699	7 × 10 ² a	EC/1.253		9/2+			Mo k x-ray

Elem. or Isot.	Natural Abundance (Atom %)	Atomic Mass or Weight	Half-Life/ Resonance Width (MeV)	Decay Mode/ Energy (/MeV)	Particle Energy/ Intensity (MeV/%)	Spin ($\hbar/2\pi$)	Nuclear Magnetic Mom. (nm)	Elect. Quadr. Mom. (b)	γ -Energy/ Intensity (MeV/%)
^{92m} Nb			10.13 d	EC/99+/-		2+	6.14		0.9126
									0.9345
									1.8475
⁹² Nb		91.90719	3.7×10^7 a	EC/2.006		7+			0.5611
									0.9345
^{93m} Nb			16.1 a	I.T./0.0304		1/2-			Nb x-ray
									0.0304
⁹³ Nb	100.	92.90637				9/2+	+6.1705	-0.32	
^{94m} Nb			6.26 m	I.T./99+ β^- /0.5/	/2.086	3+			Nb k x-ray
									0.0409
									0.87109
⁹⁴ Nb		93.90728	2.04×10^4 a	β^- /2.045	0.47/	6+			0.70263
									0.87109
^{95m} Nb			3.61 d	I.T./97.5/ β^- /2.5 /	0.2357	1/2-			0.2040
									0.2356
⁹⁵ Nb		94.906832	34.97 d	β^- /0.926	0.160/	9/2+	6.14		0.76578
⁹⁶ Nb		95.90810	23.4 h	β^- /3.187	0.5/10	6+	4.976		0.7782
					0.75/90				0.2191-1.498
^{97m} Nb			58.1 s	I.T./0.7434	0.734/98	1/2-			0.7434
⁹⁷ Nb		96.90810	1.23 h	β^- /1.934	1.27/98	9/2+	6.15		0.4809
									0.6579
^{98m} Nb			51. m	β^- /4.67		5+			0.7874
									0.1726-1.89
⁹⁸ Nb		97.91033	2.9 s	β^- /4.59	4.6/	1+			0.6451
									0.7874
									1.0243
^{99m} Nb			2.6 m	β^- /	3.2/	1/2-			0.0978/100
									(0.138-3.010)
⁹⁹ Nb		98.9116	15.0 s	β^- /3.64	3.5/100	9/2+			0.0977
									0.1378/3.1
^{100m2} Nb			0.013 ms						
^{100m1} Nb			3.0 s	β^- /6.74	5.8				Nb k x-ray
									0.159
									0.6364
									1.0637
¹⁰⁰ Nb		99.9143	1.5 s	β^- /6.25	6.2/ 5.3/				0.5354
									0.6001-1.566
¹⁰¹ Nb		100.91531	7.1 s	β^- /4.57	4.3/				0.1105-0.810
^{102m} Nb			4.3 s	β^- /					
¹⁰² Nb		101.91808	1.3 s	β^- /7.21	7.2/				0.2960-2.184
¹⁰³ Nb		102.91946	1.5 s	β^- /5.53	5.3/	5/2+			
^{104m} Nb			0.9 s	β^- , n/	n/0.06				
¹⁰⁴ Nb		103.92289	4.9 s	β^- , n/8.1	n/0.05				
¹⁰⁵ Nb		104.92495	2.9 s	β^- , n/6.5	n/1.7				
¹⁰⁶ Nb		105.92893	1.0 s	β^- , n/9.3	n/4.5				
¹⁰⁷ Nb		106.9316	0.30 s	β^- , n/7.9	n/6.0				
¹⁰⁸ Nb		107.9361	0.19 s	β^- , n/	n/6.2				(0.193-0.590)
¹⁰⁹ Nb		108.939	0.19 s	β^- , n/	n/31				
¹¹⁰ Nb		109.944	0.17 s	β^- , n/	n/40				
¹¹¹ Nb		110.948	0.05 s						
¹¹² Nb		111.952	~ 3.3 ms						
¹¹³ Nb		112.957	> 0.15 μ s						
¹¹⁴ Nb		113.962	> 0.4 μ s						
¹¹⁵ Nb		114.966	> 0.4 μ s						
⁴² Mo		95.95(1)							

Elem. or Isot.	Natural Abundance (Atom %)	Atomic Mass or Weight	Half-Life/Resonance Width (MeV)	Decay Mode/ Energy (/MeV)	Particle Energy/ Intensity (MeV/%)	Spin ($\hbar/2\pi$)	Nuclear Magnetic Mom. (nm)	Elect. Quadr. Mom. (b)	γ -Energy/ Intensity (MeV/%)
⁸³ Mo		82.950	~ 6. ms						
⁸⁴ Mo		83.941	~ 2.2 s	β^+ /6.		0+			
⁸⁵ Mo		84.9383	3.2 s	β^+ /8.1		$\frac{1}{2}^+$			
⁸⁶ Mo		85.93118	19. s	β^+ /4.8		0+			
⁸⁷ Mo		86.92820	14. s	EC, β^+ /6.5					(0.752–1.004)
⁸⁸ Mo		87.92197	8.0 m	β^+ /3.4		0+	+0.5		ann.rad./
				EC					0.0800
									0.1399
									0.1707
^{89m} Mo			0.19 s	I.T./0.118		$\frac{1}{2}^-$			0.118(IT)
									0.268
⁸⁹ Mo		88.91947	2.2 m	β^+ /5.58		9/2+			ann.rad./
				EC/					0.659
									0.803
									1.155
									1.272
^{90m} Mo			1.2 μ s				–1.39	0.58	0.063
⁹⁰ Mo		89.91392	5.7 h	β^+ /25/2.489	1.085/	0+			ann.rad./
				EC/75 /					0.04274
									0.12237
									0.25734
^{91m} Mo			1.08 m	I.T./50/0.653		$\frac{1}{2}^-$			ann.rad./
				β^+ , EC/50 /	2.5/				0.6529
					2.8/				1.2081
					4.0/				1.5080
									2.2407
⁹¹ Mo		90.91175	15.5 m	β^+ /94/4.43	3.44/94	9/2-			ann.rad./
				EC/6/					1.6373
									2.6321
									3.0286
									(0.1–4.2)
⁹² Mo	14.649(106)	91.906808	$> 3 \times 10^{17}$ a	β^+ -EC		0+			
^{93m} Mo			6.9 h	I.T./99+ /2.425		21/2+	+9.9		0.26306(IT)
									0.68461
									1.47711
⁹³ Mo		92.906810	3.5×10^3 a	EC/0.405		5/2+			0.0304
⁹⁴ Mo	9.187(33)	93.905085				0+			
⁹⁵ Mo	15.873(30)	94.905839				5/2+	–0.9142	–0.02	
⁹⁶ Mo	16.673(8)	95.904676				0+			
⁹⁷ Mo	9.582(15)	96.906018				5/2+	–0.9335	+0.26	
⁹⁸ Mo	24.292(80)	97.905405				0+			
⁹⁹ Mo		98.907709	2.7476 d	β^- /1.357	0.45/14	$\frac{1}{2}^+$	0.375		0.144048
					0.84/2				0.18109
					1.21/84				0.36644
									0.73947
¹⁰⁰ Mo	9.744(65)	99.90747	7×10^{18} a	β^- - β^-		0+			
¹⁰¹ Mo		100.91034	14.8 m	β^- /2.82	2.23/	1/2+			0.0063
					0.7/				0.19193
									0.5909
									(0.0809–2.405)
¹⁰² Mo		101.9103	11.3 m	β^- /1.01	1.2/	0+			0.1493/89.
									0.2116/100.
									0.2243/32.
¹⁰³ Mo		102.9131	1.13 m	β^- /3.8		3/2+			0.1028(2)/
									0.1440(2)

Elem. or Isot.	Natural Abundance (Atom %)	Atomic Mass or Weight	Half-Life/ Resonance Width (MeV)	Decay Mode/ Energy (/MeV)	Particle Energy/ Intensity (MeV/%)	Spin (<i>h</i> /2π)	Nuclear Magnetic Mom. (nm)	Elect. Quadr. Mom. (b)	γ-Energy/ Intensity (MeV/%)
¹⁰⁴ Mo		103.9137	1.00 m	β- /2.16		0+			0.2511(2) 0.0686(1)/100. 0.4239(4)/21.
¹⁰⁵ Mo		104.9170	36. s	β- /4.95		3/2+			0.0642/ 0.0856/ 0.2495/
¹⁰⁶ Mo		105.9183	8.4 s	β- /3.52		0+			0.1894(2)/22. 0.3644(2)/6. 0.3723(2)/12.
¹⁰⁷ Mo		106.9221	3.5 s	β- /6.2					
¹⁰⁸ Mo		107.9240	1.1 s	β- /5.1		0+			(0.028–0.636)
¹⁰⁹ Mo		108.9284	0.5 s	β- /7.2					
¹¹⁰ Mo		109.9307	0.27 s	β- /5.7		0+			Tc k x-ray 0.142 (0.039–0.599)
¹¹¹ Mo		110.9357	> 0.15 μs						
¹¹² Mo		111.938	0.12 s			0+			
¹¹³ Mo		112.943	0.08 s						
¹¹⁴ Mo		113.947	0.06 s			0+			
¹¹⁵ Mo		114.952	~ 0.05 s						
¹¹⁶ Mo		115.955	> 0.15 μs			0+			
¹¹⁷ Mo		116.961	> 0.15 μs						
⁴³ Tc									
⁸⁵ Tc		84.951	< 0.1 ms						
⁸⁶ Tc		85.945	0.05 s	β+ /11.9					
⁸⁷ Tc		86.93807	2.4 s	β+ /8.6					
⁸⁸ Tc		87.934	5.8 s	β+ /10.1					
^{89m} Tc			13. s						
⁸⁹ Tc		88.9265	13. s	β+ /7.5					
^{90m} Tc			49.2 s	β ⁺	5.3/	6+			ann.rad./ 0.9479/ 1.0542/
⁹⁰ Tc		89.92407	8.3 s	β+ /8.9	7.0/15 7.9/95.	1+			ann.rad./ 0.9479/
^{91m} Tc			3.3 m	β+ EC		½+			ann.rad./170. 0.8110(5)/5. 1.6052(1)/7.8 1.6339(1)/9.1 1.9023(1)/6. 2.4509(1)/13.5
⁹¹ Tc		90.91843	3.14 m	β+ /6.2	5.2	9/2+			ann.rad./200.
⁹² Tc		91.91527	4.4 m	β+ /7.87 EC	4.1	8+			ann.rad./200. 0.0850/ 0.1475 0.3293 0.7731 1.5096
^{93m} Tc			43. m	I.T./13 EC/20		½-			0.3924(IT) 0.9437 2.6445
⁹³ Tc		92.91025	2.73 h	β+ /13/3.201 EC/87/	0.81	9/2+	6.3		ann.rad./ 1.3629 1.4771 1.5203 (0.1–3.0)

Elem. or Isot.	Natural Abundance (Atom %)	Atomic Mass or Weight	Half-Life/ Resonance Width (MeV)	Decay Mode/ Energy (/MeV)	Particle Energy/ Intensity (MeV/%)	Spin (<i>h</i> /2 <i>π</i>)	Nuclear Magnetic Mom. (nm)	Elect. Quadr. Mom. (b)	γ-Energy/ Intensity (MeV/%)
^{94m} Tc			52. m	β+ /72/4.33		2+			ann.rad./
									0.8710
									1.8686
⁹⁴ Tc	93.90965	4.88 h		β+ /11/4.256		7+	5.12		ann.rad./
									0.4491
									0.7026
									0.8496
									0.8710
^{95m} Tc		62.0 d		I.T./4/		1/2-			ann.rad./
									0.0389(IT)
									0.2041
									0.5821
									0.5821
⁹⁵ Tc	94.90765	20.0 h		EC/100/1.691		9/2+	5.9		0.7657
									1.0738
									0.0342(IT)
^{96m} Tc		52. m		I.T./90/		4+			0.0342(IT)
									0.7782
									1.2002
⁹⁶ Tc	95.90787	4.3 d		EC/2.973		7+	+5.1		Mo k x-ray
									0.7782
									0.8125
									0.8498
									1.12168
^{97m} Tc		91. d		I.T./0.0965		1/2-			Tc k x-ray
									0.0965
⁹⁷ Tc	96.90637	4.2 × 10 ⁶ a		EC/100/0.320		9/2+			Mo k x-ray
⁹⁸ Tc	97.90721	~ 6.6 × 10 ⁶ a		β- /1.80	0.40/100	6+			0.65241/100
									0.74535/100
^{99m} Tc		6.01 h		I.T./100/0.142		1/2-			Tc k x-ray
									0.14049
									0.14261
⁹⁹ Tc	98.90625	2.13 × 10 ⁵ a		β- /0.294	0.293/100	9/2+	+5.6847	-0.129	
¹⁰⁰ Tc	99.90765	15.8 s		β- /3.202	2.2/	1+			0.5396
									0.5908
									(0.3 79–2.30)
¹⁰¹ Tc	100.9073	14.0 m		β- /1.61	1.32/	9/2+			0.1272
									0.1841
									0.3068
									0.5451
									(0.073–0.969)
^{102m} Tc		4.4 m		I.T./2/4.8	1.8/				0.4184
									0.4752
									0.6281
									0.6302
									1.0464
									1.1033
									1.6163
¹⁰² Tc	101.9092	5.3 s		β- /4.53	3.4/	1+			0.4686
									0.4751
									1.1055
¹⁰³ Tc	102.9092	54. s		β- /2.66	2.0/	5/2+			0.1361
									0.1743
									0.2104

Elem. or Isot.	Natural Abundance (Atom %)	Atomic Mass or Weight	Half-Life/ Resonance Width (MeV)	Decay Mode/ Energy (/MeV)	Particle Energy/ Intensity (MeV/%)	Spin (<i>h</i> /2π)	Nuclear Magnetic Mom. (nm)	Elect. Quadr. Mom. (b)	γ-Energy/ Intensity (MeV/%)
									0.3464
									0.5629
									(0.13–1.0)
^{104m} Tc			0.005 ms						
¹⁰⁴ Tc		103.9114	18.2 m	β- /5.60	5.3/	(3+)			0.3483
									0.3580
									0.5305
									0.5351
									0.8844
									0.8931
									1.6768
									(0.3–3.7)
¹⁰⁵ Tc		104.9117	7.6 m	β- /3.6	3.4/	5/2+			0.1079
									0.1432
									0.3215
¹⁰⁶ Tc		105.9144	36. s	β- /6.55		2+			0.2703
									0.5222
									1.9694
									2.2393
									2.7893
¹⁰⁷ Tc		106.9155	21.2 s	β- /4.8					0.1027
									0.1063
									0.1770
									0.4587
¹⁰⁸ Tc		107.9185	5.1 s	β- /7.72		(3)			0.2422
									0.4656
									0.7078
									0.7326
									1.5835
¹⁰⁹ Tc		108.9203	1.4 s	β- /6.3	p/0.08				
¹¹⁰ Tc		109.9237	0.83 s	β- /8.8	p/0.04				0.2407
¹¹¹ Tc		110.9259	0.30 s	β- .n/7.0	n/0.85				0.150/92.7
									0.063–1.435
¹¹² Tc		111.92995	0.26 s	β, n	n/2.6				
¹¹³ Tc		112.93257	0.15 s	β-, n/8.	/2.1				0.0985/100
									0.0658–1.520
¹¹⁴ Tc		113.937	0.15 s	β-, n	/1.3				
¹¹⁵ Tc		114.940	0.07 s						
¹¹⁶ Tc		115.945	0.06 s						
¹¹⁷ Tc		116.948	~ 0.09 s						
¹¹⁸ Tc		117.953	> 0.15 μs						
¹¹⁹ Tc		118.957	> 0.4 μs						
¹²⁰ Tc		119.962	> 0.4 μs						
⁴⁴ Ru		101.07(2)							
⁸⁷ Ru		86.951	> 1.5 μs						
⁸⁸ Ru		87.942	1.2 s			0*			
⁸⁹ Ru		88.938	1.4 s	β+ .p/8.	/3.				
⁹⁰ Ru		89.93034	12. s	β+ /5.9		0*			ann.rad./
									0.155–1.551
⁹¹ Ru		90.92674	7.9 s	β+, EC/7.4		9/2+			ann.rad./
									(0.205–1.998)
⁹² Ru		91.92023	3.7 m	β+ /53/4.5		0+			ann.rad./
				EC/47/					0.1346
									0.2138
									0.2593

Elem. or Isot.	Natural Abundance (Atom %)	Atomic Mass or Weight	Half-Life/ Resonance Width (MeV)	Decay Mode/ Energy (/MeV)	Particle Energy/ Intensity (MeV/%)	Spin (<i>h</i> /2 <i>π</i>)	Nuclear Magnetic Mom. (nm)	Elect. Quadr. Mom. (b)	γ-Energy/ Intensity (MeV/%)
^{93m} Ru			10.8 s	I.T./21/		1/2-			ann.rad./
				β+, EC/79/	5.3/				0.7344
									1.1112
									1.3962
									2.0931
⁹³ Ru		92.91710	1.0 m	β+ /6.3		9/2+			ann.rad./
				EC/					0.6807
									1.4349
									(0.5–4.2)weak
⁹⁴ Ru		93.91134	52. m	EC/100/1.59		0+			0.3672
									0.5247
									0.8922
⁹⁵ Ru		94.9104	1.64 h	EC/85/2.57	1.20/	5/2+	0.86		ann.rad./
				β+ /15/	0.91/				0.3364/71
									1.097/16.4
									0.6268/15.9
									0.036–2.424
⁹⁶ Ru	5.54(14)	95.907590	>31.4 × 10 ²⁰ a	β+β+		0+			
⁹⁷ Ru		96.90755	2.84 d	EC/1.12		5/2+	–0.79		Tc k x-ray
									0.2157
									0.3245
									0.4606
⁹⁸ Ru	1.87(3)	97.90529				0+			
⁹⁹ Ru	12.76(14)	98.90593				5/2+	–0.64	+0.079	
¹⁰⁰ Ru	12.60(7)	99.90421				0+			
¹⁰¹ Ru	17.06(2)	100.90558				5/2+	–0.72	+0.46	
¹⁰² Ru	31.55(14)	101.90434				0+			
¹⁰³ Ru		102.90632	39.26 d	β- /0.763	0.223	3/2+	0.206	+0.62	0.05329
									0.29498
									0.4438
									0.49708
									0.55704
									0.61033
									(0.04–1.6)
¹⁰⁴ Ru	18.62(27)	103.90543	> 6.6 × 10 ²⁰ a			0+			
¹⁰⁵ Ru		104.90775	4.44 h	β- /1.917	1.11/22	3/2+	–0.3		0.12968
					1.134/13				0.1491
					1.187/49				0.2629
									0.31664
									0.46943
									0.67634
									0.72420
									(0.1–1.8)
¹⁰⁶ Ru		105.90733	1.020 a	β- /0.0394	0.0394/100	0+			
¹⁰⁷ Ru		106.9100	3.8 m	β- /2.9	2.1/				0.1939
					3.2/				0.3741
									0.4625
									0.8488
¹⁰⁸ Ru		107.9102	4.5 m	β- /1.4	1.2/	0+			0.0923
									0.1651
									0.4339
									0.4975
									0.6189
¹⁰⁹ Ru		108.9133	34.5 s	β- /4.2					0.1164
									0.3584

Elem. or Isot.	Natural Abundance (Atom %)	Atomic Mass or Weight	Half-Life/ Resonance Width (MeV)	Decay Mode/ Energy (/MeV)	Particle Energy/ Intensity (MeV/%)	Spin (<i>h</i> /2π)	Nuclear Magnetic Mom. (nm)	Elect. Quadr. Mom. (b)	γ-Energy/ Intensity (MeV/%)
¹¹⁰ Ru		109.9140	15. s	β- /2.81		0+			0.1121
									0.3737
									0.4397
									0.7967
¹¹¹ Ru		110.9176	1.5 s	β- /5.5					
¹¹² Ru		111.9188	4.5 s	β- /4.5		0+			
^{113m} Ru			0.6 s						
¹¹³ Ru		112.9228	0.80 s	β- /7.					0.2632
									0.048–2.418
¹¹⁴ Ru		113.92462	0.57 s	β- /6.1		0+			0.127/24
									(0.053–0.180)
^{115m} Ru			0.08 s						0.0617
¹¹⁵ Ru		114.9288	0.32 s	β- /8.					0.292
									(0.080–2.249)
¹¹⁶ Ru		115.93122	0.20 s			0+			
^{117m} Ru			2.49 μs						(0.058–0.185)
¹¹⁷ Ru		116.936	0.14 s						
¹¹⁸ Ru		117.939	0.12 s			0+			
¹¹⁹ Ru		118.944	> 0.15 μs						
¹²⁰ Ru		119.946	> 0.15 μs			0+			
¹²¹ Ru		120.952	> 0.4 μs						
¹²² Ru		121.954	> 0.4 μs						
¹²³ Ru		122.960	> 0.4 μs						
¹²⁴ Ru		123.963	> 0.4 μs						
⁴⁵ Rh		102.90550(2)							
⁸⁹ Rh		88.951	> 0.15 μs						
^{90m} Rh			~ 12. ms						
⁹⁰ Rh		89.944	1.0 s						
^{91m} Rh			1.5 s	IT					0.387
⁹¹ Rh		90.937	1.5 s	β+, p	/1.3				(0.438–0.973)
^{92m} Rh			0.5 s						0.866
⁹² Rh		91.93237	5.7 s	β+ /11.1					(0.163–0.991)
				β+, p	/1.9				
⁹³ Rh		92.92591	12. s	β+ /8.1					(0.138–1.493)
^{94m} Rh			25.8 s	β+ /		8+			ann.rad./
									0.1264
									0.3117
									0.7562
									1.0752
									1.4307
⁹⁴ Rh		93.92173	1.18 m	β+ /9.6	6.4/	4+			ann.rad./
									0.1461
									0.3117
									0.7562
									1.4307
^{95m} Rh			1.96 m	I.T./88/		½+			ann.rad./
				β+, EC/12/					0.5433(IT)
									0.7837
⁹⁵ Rh		94.91590	5.0 m	β+ /5.1	3.2	9/2+			ann.rad./
									0.2293
									0.4103
									0.6610
									0.9416
									1.3520
									(0.2–3.8)

Elem. or Isot.	Natural Abundance (Atom %)	Atomic Mass or Weight	Half-Life/ Resonance Width (MeV)	Decay Mode/ Energy (/MeV)	Particle Energy/ Intensity (MeV/%)	Spin ($\hbar/2\pi$)	Nuclear Magnetic Mom. (nm)	Elect. Quadr. Mom. (b)	γ -Energy/ Intensity (MeV/%)
^{96m} Rh			1.51 m	β^+ , EC/40/	4.70/	2+			ann.rad./
									Tc,Ru x-rays
									0.8326
									1.0985
									1.6921
⁹⁶ Rh	95.9145	9.6 m	9.6 m	β^+ /6.45 EC/	3.3/	5+			(0.4–3.3)
									ann.rad./
									0.4299
									0.6315
									0.6853
									0.7418
									0.8326
^{97m} Rh			46. m	I.T./5 / β^+ , EC/95/	2.6/	1/2-			(0.2–3.4)
									ann.rad./
									0.1886
									0.4215
⁹⁷ Rh	96.9113	31.0 m	31.0 m	β^+ /3.52	2.1/	9/2+			2.2452
									ann.rad./
									0.1886
									0.3892
									0.4515
									0.8398
^{98m} Rh			3.5 m	β^+ /		5+			0.8788
									(0.2–3.5)
									ann.rad./
									0.6154
⁹⁸ Rh	97.9107	8.7 m	8.7 m	β^+ /90/5.06	3.4/	2+			0.6524
									0.7452
									0.7623
^{99m} Rh			4.7 h	β^+ /8/ EC/92/	.74/	9/2+	5.67		ann.rad./
									0.2766/
									0.3408
									0.6178
⁹⁹ Rh	98.90813	16. d	16. d	β^+ /4/2.10 EC/97/	0.54/ 0.68/	1/2-			1.2612
									ann.rad./
									0.0894/
									0.3530
									0.5277
^{100m} Rh			4.7 m	I.T./99/ β^+ /0.4/		5+			(0.1–2.0)
									ann.rad./
									0.0748/
¹⁰⁰ Rh	99.9081	20.8 h	20.8 h	β^+ /3.63 EC/	2.62/ 2.07/	1-			0.2647(IT)
									0.4462
									0.5396
									0.5882
									0.8225
^{101m} Rh			4.35 d	EC/92/ I.T./8/0.1573		9/2+	+5.47		1.5534
									2.3761
									Rh k x-ray
									0.1272/
¹⁰¹ Rh	100.90616	3.3 a	3.3 a	EC/0.54		1/2-			0.3069
									0.5451
									Ru k x-ray

Elem. or Isot.	Natural Abundance (Atom %)	Atomic Mass or Weight	Half-Life/ Resonance Width (MeV)	Decay Mode/ Energy (/MeV)	Particle Energy/ Intensity (MeV/%)	Spin ($\hbar/2\pi$)	Nuclear Magnetic Mom. (nm)	Elect. Quadr. Mom. (b)	γ -Energy/ Intensity (MeV/%)
									0.1272
									0.1980
									0.3252
^{102m} Rh			3.74 a	EC/2.323		6+	4.04		0.4751
				IT/0.0419					0.6313
			> 1.2 × 10 ⁶ a	β^+	< 0.00025				0.6975
									0.7668
									1.0466
									1.1032
¹⁰² Rh		101.90684	207. d	EC/62		(2-)	~ 0.5		ann.rad./
				β^- /19/					0.4686
				β^+ /14/					0.4751
									0.5566
									0.6280
									1.1032
									(0.4–1.6)
^{103m} Rh			56.12 m	IT		7/2+	4.54		
¹⁰³ Rh	100.	102.90550				1/2-	-0.0884		
^{104m} Rh			4.36 m	I.T./99+ /		5+			Rh k x-ray
				β^-	1.3/				0.0514
									0.0971
									0.5558
¹⁰⁴ Rh		103.90665	42.3 s	β^- /99+/2.441	1.88/2	1+			0.3581
				EC/0.4/1.141	2.44/98				0.5558
									1.2370
									(0.35–1.8)
^{105m} Rh			43. s	I.T./1.296		1/2-			Rh k x-ray
									0.1296
¹⁰⁵ Rh		104.90569	35.3 h	β^- /0.567	0.247/30	7/2+	+4.45		0.2801
					0.567/70				0.3061/4.8
									0.3189/17.0
^{106m} Rh			2.18 h	β^- /	0.92/	6+			0.2217
									0.4510
									0.5119
									0.6162
									0.7173
									0.7484
									1.0458
									1.5277
¹⁰⁶ Rh		105.90729	29.9 s	β^- /3.54	2.4/2	1+	+2.58		0.51186/
					3.0/12				0.61612
					3.54/79				0.62187
									(0.05–3.04)
¹⁰⁷ Rh		106.9067	21.7 m	β^- /1.51	1.20/65	7/2+			0.2776
					1.5/17				0.3028
									0.3925
^{108m} Rh			6.0 m	β^- /	1.57/				0.4339
									0.4973
									0.6189
¹⁰⁸ Rh		107.9087	17. s	β^- /4.5		1+			0.4046
									0.4339
									0.4973
									0.5811
									0.6146
									0.9014

Elem. or Isot.	Natural Abundance (Atom %)	Atomic Mass or Weight	Half-Life/ Resonance Width (MeV)	Decay Mode/ Energy (/MeV)	Particle Energy/ Intensity (MeV/%)	Spin ($\hbar/2\pi$)	Nuclear Magnetic Mom. (nm)	Elect. Quadr. Mom. (b)	γ -Energy/ Intensity (MeV/%)
¹⁰⁹ Rh		108.90875	1.34 m	β^- /2.59	2.25/	7/2+			0.9471
									0.1134
									0.1780
									0.2914
									0.3254
									0.3268
									0.4261
^{110m} Rh			29. s	β^- /	6/				(0.1–1.6)
									0.3737
									0.4397
									0.7967
¹¹⁰ Rh		109.9111	3.1 s	β^- /5.4	5.5/	1+			0.3737
									0.4400
									0.5463
									0.6877
									0.8381
									0.9045
¹¹¹ Rh		110.91164	11. s	β^- /3.7					0.275
^{112m} Rh			6.8 s	β^- /					
¹¹² Rh		111.9144	3.5 s	β^- /6.2		1+			0.3489
¹¹³ Rh		112.91544	0.9 s	β^- /4.9					0.1285
^{114m} Rh			1.9 s	β^- /					(0.103–1.923)
¹¹⁴ Rh		113.9187	1.8 s	β^- /6.5		1+			(0.276–0.783)
¹¹⁵ Rh		114.92031	0.99 s	β^- /6.0					
^{116m} Rh			0.9 s	β^- /					0.3405
¹¹⁶ Rh		115.9241	0.7 s	β^- /8.0		1+			0.340
									0.398–1.665
¹¹⁷ Rh		116.9260	0.42 s	β^- /7.					0.0346
									0.1317
¹¹⁸ Rh		117.9303	0.27 s						0.379
									0.575
									0.370–1.037
¹¹⁹ Rh		118.9326	0.17 s						
¹²⁰ Rh		119.937	0.13 s						
¹²¹ Rh		120.939	0.15 s						
¹²² Rh		121.944	> 0.3 μ s						
¹²³ Rh		122.947							
¹²⁴ Rh		123.952							
¹²⁵ Rh		124.955							
¹²⁶ Rh		125.959							
⁴⁶ Pd		106.42(1)							
⁹¹ Pd		90.950	> 1.5 μ s						
⁹² Pd		91.941	1.0 s			0+			
⁹³ Pd		92.937	1.2 s	β^+ , p	/7.5	9/2+			0.240/81
									0.382–0.864
⁹⁴ Pd		93.92904	9.6 s	EC, β^+ /~ 6.6		0+			0.5582
									(0.055–0.798)
^{95m} Pd		94.92684	13.4 s	EC, β^+ /10.2		21/2+			
⁹⁵ Pd		94.92489	7.5 s						
⁹⁶ Pd		95.91822	2.03 m	EC, β^+ /3.5	1.15/	0+			0.1248
									0.4995
⁹⁷ Pd		96.91647	3.1 m	β^+ , EC/4.8	3.5/	5/2+			ann.rad./
									0.2653
									0.4752
									0.7927

Elem. or Isot.	Natural Abundance (Atom %)	Atomic Mass or Weight	Half-Life/ Resonance Width (MeV)	Decay Mode/ Energy (/MeV)	Particle Energy/ Intensity (MeV/%)	Spin (<i>h</i> /2 <i>π</i>)	Nuclear Magnetic Mom. (nm)	Elect. Quadr. Mom. (b)	γ-Energy/ Intensity (MeV/%)
(0.2–3.4)									
⁹⁸ Pd		97.91270	17.7 m	β+ /1.87		0+			ann.rad./
				EC/					0.0677
									0.1125
									0.6630
									0.8379
⁹⁹ Pd		98.91178	21.4 m	β+ /49/3.37	2.18/	5/2+			ann.rad./
				EC/51/					0.1360
									0.2636
									0.6734
									(0.2–2.85)
¹⁰⁰ Pd		99.9085	3.7 d	EC/0.36		0+			0.03271
									0.0748
									0.0840
¹⁰¹ Pd		100.90829	8.4 h	β+ /5/1.980	0.776/	5/2+	–0.66		ann.rad./
				EC/95/					0.0244
									0.2963
									0.5904
¹⁰² Pd	1.02(1)	101.90560	> 6.0 × 10 ¹⁸ a	Ec ec		0+			
¹⁰³ Pd		102.90608	16.99 d	EC/0.543		5/2+			Rh k x-ray
									0.03975
									0.3575
									0.4971
¹⁰⁴ Pd	11.14(8)	103.90403				0+			
¹⁰⁵ Pd	22.33(8)	104.90508				5/2+	–0.642	+0.66	
¹⁰⁶ Pd	27.33(3)	105.90348				0+			
^{107m} Pd			20.9 s	I.T./0.2149		11/2-			Pd k x-ray
									0.2149(IT)
¹⁰⁷ Pd		106.90513	6.5 × 10 ⁶ a	β- /0.033	0.03/	5/2+			
¹⁰⁸ Pd	26.46(9)	107.90389				0+			
^{109m} Pd			4.75 m	I.T./0.1889		11/2-			Pd x-ray
									0.1889(IT)
¹⁰⁹ Pd		108.90595	13.5 h	β- /1.116	1.028	5/2+			0.0880
									(0.08–1.0)
¹¹⁰ Pd	11.72(9)	109.905172	> 2.0 × 10 ²⁰ a	β- β-		0+			
^{111m} Pd			5.58 h	I.T./73/0.172		11/2-			0.0704
				β- /27/	0.35				0.1722
					0.77				0.3912
									(0.1–1.97)
¹¹¹ Pd		110.90769	23.4 m	β- /2.19	2.2/95	5/2+			0.0598
									0.2454
									0.5800
									0.6504
									1.3885
									1.4590
¹¹² Pd		111.90733	21.04 h	β- /0.29	0.28/	0+			0.018
^{113m} Pd			1.48 m	β- /		5/2+			0.0959
¹¹³ Pd		112.91026	1.64 m	β- /3.34					0.0958
									0.4824
									0.6436
									0.7394
¹¹⁴ Pd		113.91037	2.48 m	β- /1.45		0+			0.1266
									0.2320
									0.5582
									0.5760

Elem. or Isot.	Natural Abundance (Atom %)	Atomic Mass or Weight	Half-Life/ Resonance Width (MeV)	Decay Mode/ Energy (/MeV)	Particle Energy/ Intensity (MeV/%)	Spin ($\hbar/2\pi$)	Nuclear Magnetic Mom. (nm)	Elect. Quadr. Mom. (b)	γ -Energy/ Intensity (MeV/%)
^{115m} Pd			50. s			(9/2-)			0.089
¹¹⁵ Pd		114.9137	25. s	β^- /4.58		(3/2+)			0.1255
									0.2554
									0.3428
¹¹⁶ Pd		115.91430	12.7 s	β^- /2.61		0+			0.1015
									0.1147
									0.1778
^{117m} Pd			19. ms			(9/2-)			0.203
¹¹⁷ Pd		116.91796	4.4 s	β^- /5.7		(3/2+)			0.2473
									0.077–0.403
¹¹⁸ Pd		117.91907	2.4 s	β^- /4.1		0+			0.1254
									0.028–0.596
¹¹⁹ Pd		118.9233	0.9 s	β^- /6.5					0.2566
									0.070–0.326
¹²⁰ Pd		119.92455	0.49 s	β^- /5.0		0+			0.1581
									0.053–0.595
¹²¹ Pd		120.92895	0.29 s						
¹²² Pd		121.9306	0.18 s			0+			
¹²³ Pd		122.935	0.17 s						
^{124m} Pd			> 20 μ s						0.2548
¹²⁴ Pd		123.937	~ 0.04 s			0+			
¹²⁵ Pd		124.942	> 0.4 μ s						
¹²⁶ Pd		125.944	> 0.4 μ s						
¹²⁷ Pd		126.949	> 0.4 μ s						
^{128m} Pd			6 μ s	IT					0.0751
¹²⁸ Pd		127.952	> 0.4 μ s						
⁴⁷Ag		107.8682(2)							
⁹³ Ag		92.950	> 0.15 μ s						
^{94m2} Ag			0.40 s	β^+	p/1.01/2.2	21+			(0.153–1.132)
				β^+ , p	p/0.79/1.9				
^{94m1} Ag			0.60 s	β^+		7+			(0.659–0.905)
				β^+ , p	p//20.				
⁹⁴ Ag		93.944	0.03 s	β^+		0+			
				β^+ , p					
⁹⁵ Ag		94.936	1.9 s	β^+ , p/	/2.5				(0.089–2.940)
^{96m3} Ag			9. μ s						0.473
^{96m2} Ag			1.5 μ s						(0.257–1.506)
^{96m1} Ag			4.40 s	β^+		8+			
				β^+ , p	/7.				
⁹⁶ Ag		95.931	7. s	β^+ /11.6		2+			ann.rad./
				EC/					0.1248
				β^+ , p	/18.				0.4995
									(0.1066–1.416)
⁹⁷ Ag		96.924	19. s	β^+ /7.0			6.1		ann.rad./
				EC/					0.6862
									1.2941
									(0.352–3.294)
⁹⁸ Ag		97.9216	47.6 s	β^+ /8.4		5+	4.6		ann.rad./
				EC/	/36.				0.5711
				β^+ , p	/0.11				0.6786
									0.8631
									(0.153–1.185)
^{99m} Ag			11. s	I.T./100/		$\frac{1}{2}-$			Ag k x-ray
									0.1636(IT)
									0.3426

Elem. or Isot.	Natural Abundance (Atom %)	Atomic Mass or Weight	Half-Life/ Resonance Width (MeV)	Decay Mode/ Energy (/MeV)	Particle Energy/ Intensity (MeV/%)	Spin ($\hbar/2\pi$)	Nuclear Magnetic Mom. (nm)	Elect. Quadr. Mom. (b)	γ -Energy/ Intensity (MeV/%)
⁹⁹ Ag		98.91765	2.07 m	β^+ /87 5.4		9/2+	5.8		ann.rad./
				EC/13/					0.2199
									0.2645
									0.8056
									0.8323
									(0.2–3.5)
^{100m} Ag			2.3 m	β^+ /		2+			ann.rad./
				EC/					0.6657
									1.6941
¹⁰⁰ Ag		99.91612	2.0 m	β^+ /7.1	4.7/	5+	4.4		ann.rad./
				EC/					0.2807
									0.4503
									0.6657
									0.7508
									0.7732
^{101m} Ag			3.1 s	I.T./0.23		$\frac{1}{2}-$			Ag k x-ray
									0.0981
									0.176(IT)
¹⁰¹ Ag		100.91268	11.1 m	β^+ /69/4.2	2.7/	9/2+	5.6		ann.rad./
				EC/31/					0.2610
					2.18/				0.2747
					2.73/				0.3269
					3.38/				0.4392
									0.6673
									1.1739
									(0.2–3.1)
^{102m} Ag			7.8 m	β^+ /38/	3.4	2+	+4.1		ann.rad./
				EC/13/					0.5567
				I.T./49/					0.9777
									1.8347
									2.0545
									2.1594
									3.2386
¹⁰² Ag		101.9117	13.0 m	β^+ /78/5.92	2.26/	5(+)	~ 4.6		ann.rad./
				EC/22/					0.5564
									0.7193
									0.163–2.242
^{103m} Ag			5.7 s	I.T./0.134		1/2-			Ag k x-ray
									0.1344
¹⁰³ Ag		102.90896	1.10 h	β^+ /28/2.69	1.7	7/2+	+4.47		ann.rad./
				EC/72/	1.3				0.1187
									0.1482
^{104m} Ag			33. m	β^+ /64/	2.71/	2+	+3.69		ann.rad./
				EC/36/					0.5558
				I.T./0.07/					0.7657
									(0.5–3.4)
¹⁰⁴ Ag		103.90862	69. m	β^+ /16/4.28	0.99/	5+	3.92		ann.rad./
				EC/84/					0.5558
									0.9259
									0.9416
									(0.18–2.27)
^{105m} Ag			7.2 m	I.T./98/0.0255		7/2+	+4.41		Ag x-ray
				EC/2 /					0.3063
									0.3192
									(0.1–1.0)

Elem. or Isot.	Natural Abundance (Atom %)	Atomic Mass or Weight	Half-Life/ Resonance Width (MeV)	Decay Mode/ Energy (/MeV)	Particle Energy/ Intensity (MeV/%)	Spin (<i>h</i> /2 <i>π</i>)	Nuclear Magnetic Mom. (nm)	Elect. Quadr. Mom. (b)	γ-Energy/ Intensity (MeV/%)
¹⁰⁵ Ag		104.90653	41.3 d	EC/1.35		1/2-	0.101		0.0640
									0.2804
									0.3445
									0.4434
^{106m} Ag			8.4 d	EC/		6+	3.71	+1.1	Pd k x-ray
									0.4510
									0.5118
									0.7173
									1.0458
¹⁰⁶ Ag		105.90666	24.0 m	β+ /59/2.965	/1.96	1+	+2.9		ann.rad./
				EC/41 /					0.5119
^{107m} Ag			44.2 s	I.T./0.093		7/2+	+4.40	1.0	Ag x-ray
									0.0931
¹⁰⁷ Ag	51.839(8)	106.90509				1/2-	-0.113680		
^{108m} Ag			418. a	EC/92/		6+	3.58	+1.3	Ag k x-ray
				I.T./8 /0.079					Pd k x-ray
									0.43392
									0.61427
									0.72290
¹⁰⁸ Ag		107.90595	2.39 m	β- /97/1.65	1.02/1.7	1+	+2.6884		ann.rad./
				EC/2/	1.65/96				0.43392
				β- /1/1.92	0.88/0.3				0.61885
									0.63298
^{109m} Ag			39.8 s	I.T./0.088		7/2+	+4.40	+1.0	Ag k x-ray
									0.0880
¹⁰⁹ Ag	48.161(8)	108.90476				1/2-	-0.13069		
^{110m} Ag			249.8 d	β- /99/	0.087	6+	+3.61	+1.4	0.65774
				I.T./1 /0.1164	0.530				0.76393
									0.88467
									0.93748
									1.38427
									(0.447–1.56)
¹¹⁰ Ag		109.90611	24.6 s	β- /2.892	2.22/5	1+	+2.727	0.2	0.65774
					2.89/95				0.8154
									1.1257
^{111m} Ag			1.08 m	IT/99/0.0598		7/2+			Ag k x-ray
				β- /1/					0.0598
									0.2454
¹¹¹ Ag		110.90530	7.47 d	β- /1.037	1.035/	1/2-	-0.146		0.2454
									0.3421
¹¹² Ag		111.90705	3.13 h	β- /3.96	3.94/	2(-)	0.0547		0.6067
					3.4				0.6174
									1.3877
									(0.4–2.9)
^{113m} Ag			1.14 m	I.T./80 /0.043		7/2+			0.1422
				β- /20 /	1.5				0.2983
									0.3161
									0.3923
¹¹³ Ag		112.9066	5.3 h	β- /2.02	2.01/	1/2-	0.159		0.2588
									0.2986
¹¹⁴ Ag		113.90882	4.6 s	β- /5.08	4.9/	1+			0.5582
									0.5760
									1.9946
^{115m} Ag			18.7 s	β- /		7/2+			0.1134
									0.1315

Elem. or Isot.	Natural Abundance (Atom %)	Atomic Mass or Weight	Half-Life/ Resonance Width (MeV)	Decay Mode/ Energy (/MeV)	Particle Energy/ Intensity (MeV/%)	Spin ($\hbar/2\pi$)	Nuclear Magnetic Mom. (nm)	Elect. Quadr. Mom. (b)	γ -Energy/ Intensity (MeV/%)
									0.2288
									0.3887
¹¹⁵ Ag		114.9088	20. m	β^- /3.10		1/2-			0.1316
									0.2128
									0.2291
									0.4727
									(0.13–2.49)
^{116m2} Ag			20. s	β^- ,IT/7	IT/0.0479				
^{116m} Ag			9.8 s	β^- /92 /	3.2/	5+			0.5134
					2.9				0.7055
				I.T./8	IT/.0809				(0.255–2.838)
¹¹⁶ Ag		115.91139	2.68 m	β^- /6.16	5.3	2-			0.5134
									0.6993
									2.4779
^{117m} Ag			5.3 s	β^- /	3.2/	7/2+			0.1354
									0.2981
									0.3868
									0.1571
¹¹⁷ Ag		116.9118	1.22 m	β^- /4.18	2.3	1/2-			0.1354
									0.3377
^{118m} Ag			2.8 s	β^- /59/					0.1277
				I.T./41 /0.1277					0.4878
									0.6771
									0.7709
									(0.190–2.778)
¹¹⁸ Ag		117.91460	4.0 s	β^- /7.1					0.4878
									0.6771
									3.2259
¹¹⁹ Ag		118.9156	2.1 s	β^- /5.35		7/2+			0.0674
									0.3662
									0.3991
									0.6264
^{120m} Ag			0.40 s	β^- /63.					0.2030
				I.T./37.					0.5059
									0.6978
									0.8300
									(0.115–1.644)
¹²⁰ Ag		119.91879	1.23 s	β^- /8.2					0.5059
				β^- , n	n//<0.0030%				0.6978
									0.8171
									(0.442–3.044)
¹²¹ Ag		120.9201	0.78 s	β^- /6.4					0.1150
									0.3148
									0.3537
									0.3696
									0.5007
									1.5105
									(0.11–2.5)
^{122m} Ag			1. s	β^- /					
¹²² Ag		121.9237	0.44 s	β^- /9.2					0.7617
									(0.351–1.079)
¹²³ Ag		122.9253	0.28 s	β^- /7.4					
^{124m} Ag			1.6 μ s						(0.0755–0.156)
¹²⁴ Ag		123.929	0.17 s	β^- /10.1					
¹²⁵ Ag		124.931	0.17 s	β^-					0.686

Elem. or Isot.	Natural Abundance (Atom %)	Atomic Mass or Weight	Half-Life/ Resonance Width (MeV)	Decay Mode/ Energy (/MeV)	Particle Energy/ Intensity (MeV/%)	Spin ($\hbar/2\pi$)	Nuclear Magnetic Mom. (nm)	Elect. Quadr. Mom. (b)	γ -Energy/ Intensity (MeV/%)
^{126m} Ag			> 20 μ s						(0.672–0.731) 0.2548
¹²⁶ Ag		125.935	0.11 s	β^-					
¹²⁷ Ag		126.937	0.11 s	β^-					
¹²⁸ Ag		127.941	58 ms	β^-					
^{129m} Ag			0.16 s						
¹²⁹ Ag		128.944	~ 46. ms	β^- , n					
¹³⁰ Ag		129.951	~ 35 ms						
⁴⁸ Cd		112.414(4)							
⁹⁵ Cd		94.950	0.09 s						
^{96m} Cd			0.3 s						
⁹⁶ Cd		95.940	1.0 s	β^+ , p	/ ~5.5	0+			
^{97m} Cd			3.8 s	β^+ , p	/25				
⁹⁷ Cd		96.935	1.1 s	β^+ , (p)					
⁹⁸ Cd		97.9274	9.2 s	β^+ /5.4		0+			
				(p)	/0.025				
⁹⁹ Cd		98.92493	16. s	β^+ , EC/6.9					ann.rad./
¹⁰⁰ Cd		99.92035	1.1 m	β^+ , EC/3.9		0+			ann.rad./
									(0.090–1.043)
¹⁰¹ Cd		100.91859	1.2 m	β^+ /83/5.5	4.5	5/2+			In k x-ray
				EC/17/					0.0985
									1.7225
									0.31–2.84)
¹⁰² Cd		101.91448	5.8 m	β^+ /27/2.59		0+			ann.rad./
				EC/73					0.0974
									0.4810
									1.0366
									1.3598
¹⁰³ Cd		102.91342	7.5 m	β^+ /33/4.14		5/2+	–0.81	~ –0.8	ann.rad./
				EC/67/					Ag k x-ray
									1.0799
									1.4487
									1.4618
									(0.1–2.8)
¹⁰⁴ Cd		103.90986	58. m	EC/1.14		0+			Ag k x-ray
									0.0835
									0.7093
¹⁰⁵ Cd		104.90946	55.5 m	β^+ /26/2.739	1.69/	5/2+	–0.7393	+0.43	Ag k x-ray
				EC/74/					0.3469
									0.6072
									0.9618
									1.3025
									(0.25–2.4)
¹⁰⁶ Cd	1.245(22)	105.90646	> 4.3 $\times 10^{20}$ a	β^+ β^+		0+			
¹⁰⁷ Cd		106.90661	6.52 h	EC/99+/1.417		5/2+	–0.615055	+0.60	Ag k x-ray
				β^+ /					0.0931
									0.8289
¹⁰⁸ Cd	0.888(11)	107.90418	>4.1 $\times 10^{17}$ a	EC EC		0+			
¹⁰⁹ Cd		108.90499	462.4 d	EC/0.214		5/2+	–0.827846	+0.60	Ag k x-ray
									0.08804/.0366
¹¹⁰ Cd	12.470(61)	109.903007				0+			
^{111m} Cd			48.5 m	I.T./		11/2-	–1.1052	–0.75	Cd k x-ray
									0.1508(IT)
									0.2454
¹¹¹ Cd	12.795(38)	110.904183				1/2+	–0.594886		

Elem. or Isot.	Natural Abundance (Atom %)	Atomic Mass or Weight	Half-Life/ Resonance Width (MeV)	Decay Mode/ Energy (/MeV)	Particle Energy/ Intensity (MeV/%)	Spin (<i>h</i> /2 <i>π</i>)	Nuclear Magnetic Mom. (nm)	Elect. Quadr. Mom. (b)	γ-Energy/ Intensity (MeV/%)
¹¹² Cd	24.109(12)	111.902763				0+			
^{113m} Cd			13.9 a	β- /99.9/0.59	0.59/99.9	11/2-	-1.087784	-0.61	0.2637
¹¹³ Cd	12.227(7)	112.904408	8.04 × 10 ¹⁵ a	β-		1/2+	-0.622301		
¹¹⁴ Cd	28.754(81)	113.903365	> 1.3 × 10 ¹⁸ a	β-β-		0+			
^{115m} Cd			44.6 d	β- /1.629	0.68/1.6	(11/2)-	-1.041034	-0.48	0.48450
					1.62/97				0.93381
									1.29064
¹¹⁵ Cd		114.905438	2.228 d	β- /1.446	0.593/42	1/2+	-0.648426		0.23141
					1.11/58				0.26085
									0.33624
									0.49227
									0.52780
¹¹⁶ Cd	7.512(54)	115.904763	3. × 10 ¹⁹ a	β ⁻ β ⁻		0+			
^{117m} Cd			3.4 h	β- /2.66	0.72/	11/2-	-0.998	-0.32	0.1586
									0.5529
									0.37-2.42
¹¹⁷ Cd		116.90723	2.49 h	β- /2.52	0.67/51	1/2+	-0.7436		0.2209
					2.2/10				0.2733
									0.3445
									1.3033
¹¹⁸ Cd		117.9069	50.3 m	β- /0.52		0+			
^{119m} Cd			2.20 m	β- /		11/2-	-0.9642	-0.13	0.1056
									0.7208
									1.0250
									2.0213
¹¹⁹ Cd		118.9099	2.69 m	β- /3.8	~ 3.5/	1/2+	-0.9201		0.1340
									0.2929
									0.3429
¹²⁰ Cd		119.90987	50.8 s	β- /1.76	1.5/	0+			
^{121m} Cd			8. s	β- /		11/2-	-1.010	~ -0.009	0.1008
									0.9878
									1.0209
									1.1815
									2.0594
¹²¹ Cd		120.91296	13.5 s	β- /4.9		(3/2+)	0.627	-0.27	0.2102
									0.3242
									0.3492
									1.0403
¹²² Cd		121.91346	5.3 s	β- /3.0		0+			
^{123m} Cd			1.9 s	β- /			-1.0015	~ 0.135	
¹²³ Cd		122.91689	2.09 s	β- /6.12		3/2+	0.790	-0.04	
¹²⁴ Cd		123.91766	1.24 s	β- /4.17		0+			0.0365
									0.0628
									0.1799
^{125m} Cd			0.66 s	β- /			-0.935	0.27	
¹²⁵ Cd		124.92126	0.68 s	β- /7.16		3/2+	0.860	0.21	
¹²⁶ Cd		125.92243	0.52 s	β- /5.49		0+			0.2601
^{127m} Cd			0.0175 ms				-0.870	0.34	(0.110-0.849)
¹²⁷ Cd		126.9265	0.4 s	β- /8.5		3/2+	0.878	0.24	
^{128m} Cd			3.8 μs						(0.0687-1.224)
¹²⁸ Cd		127.92781	0.28 s	β- /7.1		0+			0.247
^{129m} Cd			0.10 s	β-		11/2-	0.706	0.57	
¹²⁹ Cd		128.932	0.24 s	β- /5.9		3/2+	0.848	0.13	0.281

Elem. or Isot.	Natural Abundance (Atom %)	Atomic Mass or Weight	Half-Life/ Resonance Width (MeV)	Decay Mode/ Energy (/MeV)	Particle Energy/ Intensity (MeV/%)	Spin ($\hbar/2\pi$)	Nuclear Magnetic Mom. (nm)	Elect. Quadr. Mom. (b)	γ -Energy/ Intensity (MeV/%)
¹³⁰ Cd		129.934	0.162 s	β^- /		0+			
				β^- , n	/~ 3.5				
¹³¹ Cd		130.941	68 ms						(0.844-6.039)
¹³² Cd		131.946	0.10 s	β^- , n/	/60	0+			
¹³³ Cd		132.953	0.06 s						
⁴⁹In		114.818(1)							
⁹⁷ In		96.949	0.05 s						
^{98m} In			0.7 s						
⁹⁸ In		97.942	0.5 s						
⁹⁹ In		98.934	3.1 s	β^+ /8.9					
				β^+ , p	/0.9				
¹⁰⁰ In		99.931	5.8 s	β^+ , (p)/10.5	/1.7				(0.297–1.365)
¹⁰¹ In		100.926	15. s	β^+ /7.3					
¹⁰² In		101.92411	23. s	EC/8.9		(5)			0.1566
									0.7767
									(0.397–0.923)
^{103m} In			34. s						
¹⁰³ In		102.9199	1.1 m	β^+ , EC/6.05	4.2	9/2+			ann.rad./
				EC	/45				0.1879
									(0.157–3.98)
^{104m} In			16. s	IT/0.0935					
¹⁰⁴ In		103.91822	1.84 m	β^+ , EC/7.9	4.8	(5+)	+4.44	+0.7	ann.rad./
									0.6580
									0.8341
									0.8781
^{105m} In			43. s	I.T.		$\frac{1}{2}^-$			In k x-ray
									0.6740
¹⁰⁵ In		104.9145	5.1 m	β^+ , EC/4.85	3.7	9/2+	+5.675	+0.83	0.1310
									0.2600
									0.6038
^{106m} In			5.3 m	β^+ /85/	4.90	3+			ann.rad./
				EC/15/					0.6326
									0.8611
									1.7164
¹⁰⁶ In		105.9135	6.2 m	β^+ /65/6.52	2.6	7+	+4.92	~ +0.97	ann.rad./
				EC/35/					0.2259
									0.6327
									0.8611
									0.9978
									1.0091
^{107m} In			51. s	I.T./0.6786		$\frac{1}{2}^-$			In k x-ray
									0.6785
¹⁰⁷ In		106.9103	32.4 m	β^+ /35/3.43	2.20/	9/2+	+5.59	+0.81	ann.rad./
				E.C/65/					Cd k x-ray
									0.2050
									0.3209
									0.5055
									(0.2–2.99)
^{108m} In			57. m	β^+ /53/	1.3	6+	+4.94	+0.47	ann.rad./
				EC/47/					Cd k x-ray
									0.6329
									1.9863
									3.4522
¹⁰⁸ In		107.9097	40. m	β^+ /33/5.15	3.49/	7+	+4.561	+1.01	ann.rad./
				EC/67/					Cd k x-ray

Elem. or Isot.	Natural Abundance (Atom %)	Atomic Mass or Weight	Half-Life/Resonance Width (MeV)	Decay Mode/ Energy (/MeV)	Particle Energy/ Intensity (MeV/%)	Spin ($\hbar/2\pi$)	Nuclear Magnetic Mom. (nm)	Elect. Quadr. Mom. (b)	γ -Energy/ Intensity (MeV/%)
									0.2429
									0.6331
									0.8756
^{109m} In			1.3 m	I.T./0.650		½-			In k x-ray
									0.6498
¹⁰⁹ In		108.90715	4.17 h	β+ /8/2.02 EC/92/	0.79/	9/2+	+5.54	+0.84	ann.rad./ Cd k x-ray
									0.2035
									0.6235
^{110m} In			4.9 h	EC/		7+	+4.71	+1.00	Cd k x-ray
									0.6577
									0.8847
									0.9375
									(0.1–1.98)
¹¹⁰ In		109.9072	1.15 h	β+ /62/3.88 EC/38/	2.22/	2+	+4.37	+0.35	ann.rad./ Cd k x-ray
									0.6577
									(0.6–3.6)
^{111m} In			7.7 m	I.T./0.537		½-	+5.53		In k x-ray
									0.537
¹¹¹ In		110.90511	2.8049 d	EC/0.866		9/2+	+5.50	+0.80	Cd k x-ray
									0.1712
									0.2453
^{112m} In			20.8 m	I.T./0.155		4+	+5.227	+0.71	In k x-ray
									0.1555
¹¹² In		111.90554	14.4 m	β+ /22/2.586 EC/34/		1+	+2.82	~ +0.087	ann.rad./ Cd k x-ray
				β- /0.663					0.6171
^{113m} In			1.658 h	I.T./0.3917		½-	-0.21074		In k x-ray
									0.3917
¹¹³ In	4.281(52)	112.90406				9/2+	+5.5289	+0.80	
^{114m} In			49.51 d	I.T./97/0.190 EC/3 /		5+	+4.65	+0.74	In k x-ray
									0.19027
¹¹⁴ In		113.90492	1.198 m	β- /97/1.989 EC/3/1.453	1.984/	1+	+2.82		Cd k x-ray
									0.5584
									0.5727
									1.2998
^{115m} In			4.486 h	I.T./95/0.336 β- /5 /0.83		½-	-0.2440		In k x-ray
									0.3362
									0.4974
¹¹⁵ In	95.719(52)	114.9038788	4.4 × 10 ¹⁴ a	β- /0.495		9/2+	+5.5408	+0.81	
^{116m2} In			2.16 s	I.T./0.162 EC	/0.023	8-	+3.22	+0.31	In k x-ray
									0.1624
^{116m1} In			54.1 m	β- /	1.0	5+	+4.44	+0.80	0.13792
									0.41688/27
									1.09723/58.5
									1.29349/85
¹¹⁶ In		115.905260	14.1 s	β- /3.274	3.3/99	1+	2.788	0.11	0.46313
									1.2526
									1.29349
^{117m} In			1.94 h	β- /53/1.769 I.T./47 /	1.77/	½-	-0.25174		In k x-ray
									0.15855
									0.31531
									0.55294
¹¹⁷ In		116.90452	44. m	β- /1.455	0.74/	9/2+	+5.519	+0.83	0.15855

Elem. or Isot.	Natural Abundance (Atom %)	Atomic Mass or Weight	Half-Life/ Resonance Width (MeV)	Decay Mode/ Energy (/MeV)	Particle Energy/ Intensity (MeV/%)	Spin (<i>h</i> /2 <i>π</i>)	Nuclear Magnetic Mom. (nm)	Elect. Quadr. Mom. (b)	γ-Energy/ Intensity (MeV/%)
									0.3966
									0.55294
^{118m2} In			8.5 s	I.T./98/		8-	+3.32	+0.44	In k x-ray
				β- /2/					0.1382
^{118m1} In			4.40 m	β- /	1.3	5+	+4.23	+0.80	0.2086
					2.0				0.6833
									1.2295
¹¹⁸ In		117.90636	5.0 s	β- /4.42	4.2/	1+			0.5282
									1.1734
									1.2295
									2.0432
^{119m} In			17.9 m	β- /97/	2.7/	½-	-0.32		0.3114
				I.T./3/0.311					0.7631
¹¹⁹ In		118.90585	2.3 m	β- /2.36	1.6/	9/2+	+5.52	+0.85	0.0239
									0.6495
									0.7631
									1.2149
^{120m2} In			47 s	β- /6.1		8-	+3.692	+0.53	1.171
									1.023
^{120m1} In			46. s	β- /5.8	2.2/	(5)+	+4.30	+0.81	1.171
									1.023
¹²⁰ In		119.9078	3.1 s	β- /5.37	5.6/	(1+)			0.4146
					3.1/				0.5924
									0.8637
									1.0232
									1.1714
									(0.4-2.7)
^{121m} In			3.8 m	β- /99/	3.7/	1/2-	-0.355		0.0601
				I.T./1/0.313					0.3136
									0.9256
									1.0412
									1.1022
									1.1204
¹²¹ In		120.9079	23. s	β- /3.36	2.5	9/2+	+5.50	+0.81	0.2620
									0.6573
									0.9256
^{122m} In			10. s	β- /	4.4/	8-	+3.78	+0.59	1.0014
									1.1403
¹²² In		121.9103	1.5 s	β- /6.37	5.3/	(1+)			0.2391
									1.0014
									1.1403
									1.164
									1.1903
^{123m} In			47. s	β- /	4.6/	(1/2)-	-0.400		0.1258
									1.170
									3.234
¹²³ In		122.9104	6.0 s	β- /4.39	3.3/	(9/2)+	+5.49	+0.76	0.6188
									1.0197
									1.1305
^{124m} In			3.4 s	β-		8-	+3.89	+0.66	0.1029
									0.9699
									1.0729
									1.1316
¹²⁴ In		123.9132	3.18 s	β- /7.36	5/	3+	+4.04	+0.61	0.7070
									0.9978

Elem. or Isot.	Natural Abundance (Atom %)	Atomic Mass or Weight	Half-Life/ Resonance Width (MeV)	Decay Mode/ Energy (/MeV)	Particle Energy/ Intensity (MeV/%)	Spin (<i>h</i> /2 <i>π</i>)	Nuclear Magnetic Mom. (nm)	Elect. Quadr. Mom. (b)	γ-Energy/ Intensity (MeV/%)
									1.1316
									3.2142
									(0.3–4.6)
^{125m} In			12.2 s	β- /	5.5/	1/2(-)	-0.433		0.1876
¹²⁵ In		124.9136	2.33 s	β- /5.42	4.1/	9/2+	+5.50	+0.71	0.4260
									1.0318
									1.3350
^{126m} In			1.53 s		4.9/	3(+)	+4.03	+0.49	0.9086
									0.9696
									1.1411
¹²⁶ In		125.9165	1.63 s	β- /8.21	4.2/	8-	+4.061		0.1118
									0.9086
									1.1411
^{127m} In			3.73 s	β- /	6.4/	(1/2-)			0.2523
									3.074
¹²⁷ In		126.9174	1.14 s	β- /6.51	4.9/	(9/2+)	+5.52	+0.59	0.4680
									0.6461
									0.8051
									1.5977
^{128m} In			0.7 s	β- /	5.4/	(8-)			1.8670
									1.9739
									(0.1205–2.12)
¹²⁸ In		127.920	0.80 s	β- /8.98	5.0/	3+			0.9352
									1.1688
									3.5198
									4.2970
^{129m1} In			11 μs						(0.334–1.354)
^{129m} In			1.23 s	β- /98/	~ 7.5/	1/2-			0.3153
				n/2/					0.9067
									1.2220
¹²⁹ In		128.92181	0.63 s	β- /7.66	5.5/	9/2+			0.2853
									0.7693
									1.8650
									2.1180
^{130m3} In			5.3 μs						0.3888
^{130m2} In			0.53 s	β- /	8.8/	5+			0.0892
									0.7744
									1.2212
^{130m1} In			0.51 s	β- /	6.1/	10-			0.0892
									0.1298
									0.7744
									1.2212
									1.9052
¹³⁰ In		129.9250	0.29 s	β- /10.25	10.0/	1-			
^{131m2} In			0.3 s	β- /		(21/2+)			
^{131m1} In			0.35 s	β- /		(1/2-)			
¹³¹ In		130.92697	0.28 s	β- /9.18	6.4/	(9/2+)			0.3328
									2.433
¹³² In		131.9330	~ 0.206 s	β- /13.6	6.0/	(7-)			0.1320
					8.8/				0.2992
									0.3747
									4.0406
¹³³ In		132.938	0.165 s	β-, (n)					
¹³⁴ In		133.945	0.14 s						(0.354–2.005)
¹³⁵ In		134.950	0.09 s						

Elem. or Isot.	Natural Abundance (Atom %)	Atomic Mass or Weight	Half-Life/ Resonance Width (MeV)	Decay Mode/ Energy (/MeV)	Particle Energy/ Intensity (MeV/%)	Spin (<i>h</i> /2 <i>π</i>)	Nuclear Magnetic Mom. (nm)	Elect. Quadr. Mom. (b)	γ-Energy/ Intensity (MeV/%)
⁵⁰ Sn		118.710(7)							
⁹⁹ Sn		98.949	> 0.2 μs						
¹⁰⁰ Sn		99.939	1.1 s	β+ /7.3	3.4/	0+			
¹⁰¹ Sn		100.935	2.0 s	β+ /9.					0.352
				β+, p	/22.				1.065
¹⁰² Sn		101.930	3.8 s	β+ /5.8		0+			(0.069–1.425)
¹⁰³ Sn		102.9281	7. s	β+ /7.7					1.3558
				β+, p	p//1.2				(0.351–2.813)
				EC	/ 20.				
¹⁰⁴ Sn		103.92311	21. s	β+, EC/4.5		0+			(0.913–1.846)
¹⁰⁵ Sn		104.92127	32.7 s	β+ /6.3	EC//42.				In x-ray
				β*, p	p//0.11				(0.288–3.819)
¹⁰⁶ Sn		105.91696	2.0 m	β+ /20/3.18		0+			ann.rad./
				EC/80/					In k x-ray
									0.3865
									0.4772
¹⁰⁷ Sn		106.91571	2.92 m	EC/5.0	1.2/				0.4218
				β+ /					0.6105
									0.6785
									1.0013
									1.1290
									1.542
¹⁰⁸ Sn		107.91189	10.3 m	β+ /1/2.09	0.36/	0+			In k x-ray
				EC/99/					0.2724
									0.3965
									(0.105–1.68)
¹⁰⁹ Sn		108.9113	18.0 m	β+ /9/3.85	1.52/	5/2+	–1.08	+0.3	ann.rad./
				EC/91/					In k x-ray
									0.6498
									1.0992
¹¹⁰ Sn		109.90785	4.17 h	EC/0.64		0+			In k x-ray
									0.283
¹¹¹ Sn		110.90774	35. m	β+ /31/2.45	1.5/	7/2+	+0.61	+0.2	In k x-ray
				EC/69/					0.7620
									1.1530
									1.9147
¹¹² Sn	0.97(1)	111.904824	> 9.7 × 10 ¹⁹ a	β+ /ec		0+			
^{113m} Sn			21.4 m	I.T./92/0.077		7/2+			Sn k x-ray
				EC/8/					In x-ray
									0.0774
¹¹³ Sn		112.90518	115.1 d	EC/1.036		½+	–0.879		In k x-ray
									0.25511/3.2
									0.39169/100
¹¹⁴ Sn	0.66(1)	113.90278				0+			
¹¹⁵ Sn	0.34(1)	114.9033447				½+	–0.9188		
¹¹⁶ Sn	14.54(9)	115.901743				0+			
^{117m} Sn			14.0 d	I.T./0.3146		11/2-	–1.396	–0.4	Sn k x-ray
									0.15856
¹¹⁷ Sn	7.68(7)	116.902954				½+	–1.0010		
¹¹⁸ Sn	24.22(9)	117.901607				0+			
^{119m} Sn			293. d	I.T./0.0896		11/2-	–1.4	0.21	Sn k x-ray
									0.02387
¹¹⁹ Sn	8.59(4)	118.903311				½+	–1.0473		
¹²⁰ Sn	32.58(9)	119.90220				0+			
^{121m} Sn			44. a	I.T./78/0.006		11/2-	–1.388	–0.14	Sn k x-ray

Elem. or Isot.	Natural Abundance (Atom %)	Atomic Mass or Weight	Half-Life/ Resonance Width (MeV)	Decay Mode/ Energy (/MeV)	Particle Energy/ Intensity (MeV/%)	Spin (<i>h</i> /2 <i>π</i>)	Nuclear Magnetic Mom. (nm)	Elect. Quadr. Mom. (b)	γ-Energy/ Intensity (MeV/%)
¹²¹ Sn		120.90424	1.128 d	β- /22/	0.354/	3/2+	0.698	~ −0.02	0.03715
¹²² Sn	4.63(3)	121.90344		β- /0.388	0.383/100	0+			
^{123m} Sn			40.1 m	β- /1.428	1.26/99	3/2+			0.1603
									0.3814
¹²³ Sn		122.90573	129.2 d	β- /1.404	1.42/99.4	11/2-	−1.370	~ +0.03	0.1603
									1.0302
									1.0886
¹²⁴ Sn	5.79(5)	123.90528	> 2.2 × 10 ¹⁸ a	β-β-		0+			
^{125m} Sn			9.51 m	β- /2.387	2.03/98	3/2+	+0.764	+0.8	0.3321
									1.4040
¹²⁵ Sn		124.90779	9.63 d	β- /2.364	2.35/82	11/2-	−1.348	~ +0.1	1.0671
									(0.2–2.3)
¹²⁶ Sn	1 × 10 ^{−6}	125.9077	2.0 × 10 ⁵ a	β- /0.38	0.25/100	0+			0.0643
									0.0876
									0.4148
									0.6663
									0.6950
^{127m} Sn			4.15 m	β- /3.21	2.72/	3/2+	+0.757	+0.60	0.4909
									1.3480
									1.5640
¹²⁷ Sn		126.9104	2.12 h	β- /3.20	2.42/	11/2-	−1.33	+0.3	0.8231
					3.2/				1.0956
									(0.120–2.84)
^{128m} Sn			6.5 s	IT/0.091		(7-)			
¹²⁸ Sn		127.9105	59.1 m	β- /1.27	0.48/	0+			0.4823
					0.63/				0.5573
									0.6805
^{129m} Sn			6.9 m	β- /		11/2-	−1.30	~ −0.2	1.1611
¹²⁹ Sn		128.9135	2.4 m	β- /4.0		3/2+	+0.754	~ +0.05	0.6456
^{130m2} Sn			1.1 μs						(0.0965–0.391)
^{130m} Sn			1.7 m	β- /		(7-)	−0.381	−0.4	0.1449
									0.8992
¹³⁰ Sn		129.91397	3.7 m	β- /2.15	1.10/	0+			0.0700
									0.1925
									0.7798
^{131m} Sn			1.02 m	β- /	3.4/	11/2-	−1.28		0.3043
									0.4500
									0.7985
									1.2260
									(0.08–3.21)
¹³¹ Sn		130.91705	39. s	β- /4.69	3.8/	3/2+	+0.747	~ −0.04	see ^{131m} Sn
^{132m} Sn			2.09 μs						(0.064–4.416)
¹³² Sn		131.91783	40. s	β- /3.12	1.8/	0+			0.0855
									0.2467
									0.3402
									0.8985
¹³³ Sn		132.92391	1.44 s	β- /7.8	7.5/	7/2-			
¹³⁴ Sn		133.92868	1.04 s	β- /6.8		0+			(0.053–2.417)
¹³⁵ Sn		134.93491	0.53 s	β-					(0.053–0.830)
				β-, n	/21.				0.733–1.855
¹³⁶ Sn		135.940	0.29 s	β-, n	/30.	0+			
¹³⁷ Sn		136.947	0.27 s	β-, n	/~ 50				
¹³⁸ Sn		137.952	0.15 s			0+			
⁵¹ Sb		121.760(1)							

Elem. or Isot.	Natural Abundance (Atom %)	Atomic Mass or Weight	Half-Life/ Resonance Width (MeV)	Decay Mode/ Energy (/MeV)	Particle Energy/ Intensity (MeV/%)	Spin (<i>h</i> /2 <i>π</i>)	Nuclear Magnetic Mom. (nm)	Elect. Quadr. Mom. (b)	γ-Energy/ Intensity (MeV/%)
¹⁰³ Sb		102.940	> 1.5 μs						
¹⁰⁴ Sb		103.936	0.5 s						
¹⁰⁵ Sb		104.9313	1.1 s	β+, p	p//<0.1				
¹⁰⁶ Sb		105.92864	0.6 s	β+ /10.5					
¹⁰⁷ Sb		106.92415	4.0 s	β+ /7.9					1.280
									0.1515
									0.6666
									0.553–2.046
¹⁰⁸ Sb		107.92223	7.0 s	β+ /9.5					(0.151–1.280)
¹⁰⁹ Sb		108.91814	17.3 s	β+ /6.38	4.42/	5/2+			0.925
				EC/	4.67/				1.062
					4.33/				0.261–2.127
¹¹⁰ Sb		109.91685	24. s	β+ /9.0	6.8/	3+			ann.rad./
				EC/					0.6365
									0.9847
									1.2117
									1.2433
¹¹¹ Sb		110.9132	1.25 m	β+ /87/4.47	3.3/	5/2+			ann.rad./
				EC/13 /					0.1002
									0.1545
									0.4891
									1.0326
¹¹² Sb		111.9124	51.4 s	β+ /90/7.06	4.75/	3+			ann.rad./
				EC/10/					0.6700
									0.9909
									1.2571
¹¹³ Sb		112.9094	6.7 m	β+ /65/3.91	2.42/	5/2+			ann.rad./
									(0.3–3.6)
				EC/35/					Sn k x-ray
									0.3324
									0.4980
¹¹⁴ Sb		113.9093	3.49 m	β+ /78/5.9	3.4/	3+	1.7		ann.rad./
				EC/22/					Sn k x-ray
									0.8876
									1.2999
¹¹⁵ Sb		114.9066	32.1 m	β+ /67/3.03	1.51/	5/2+	+3.46	–0.4	ann.rad./
				EC/33/					Sn k x-ray
									0.4973
^{116m} Sb			1.00 h	β+ /78/	1.16/	8-	2.6		ann.rad./
				EC/22/					Sn k x-ray
									0.4073
									0.5429
									0.9725
									1.2935
									(0.100–1.501)
¹¹⁶ Sb		115.90679	16. m	β+ /50/4.707	1.3/	3+	2.72		ann.rad./
				EC/50/	2.3/				Sn k x-ray
									0.93180
									1.29354
									(0.138–3.903)
¹¹⁷ Sb		116.9048	2.80 h	β+ /2/1.76	0.57/	5/2+	+3.4		Sn k x-ray
				EC/98/					0.1586
^{118m} Sb			5.00 h	EC/99/		8-	2.32		Sn k x-ray
									0.25368
									1.05069

Elem. or Isot.	Natural Abundance (Atom %)	Atomic Mass or Weight	Half-Life/ Resonance Width (MeV)	Decay Mode/ Energy (/MeV)	Particle Energy/ Intensity (MeV/%)	Spin ($\hbar/2\pi$)	Nuclear Magnetic Mom. (nm)	Elect. Quadr. Mom. (b)	γ -Energy/ Intensity (MeV/%)
¹¹⁸ Sb		117.90553	3.6 m	β^+ /74/3.657 EC/26/	2.65/	1+	2.5		1.22964 ann.rad./ Sn k x-ray
¹¹⁹ Sb		118.90395	38.1 h	EC/0.59		5/2+	+3.45	−0.4	1.22964 0.0239 Sn k x-ray
^{120m} Sb			5.76 d	EC/		8-	2.34		0.0898 0.19730 1.02301 1.17121 Sn k x-ray
¹²⁰ Sb		119.90508	15.89 m	β^+ /41/2.68 EC/59/	1.72/	1+	+2.3		ann.rad./ Sn k x-ray 0.7038 1.17121
¹²¹ Sb	57.21(5)	120.90381				5/2+	+3.3634	−0.4	
^{122m} Sb			4.19 m	I.T./0.162		8-			Sb x-ray 0.0614 0.0761
¹²² Sb		121.90517	2.72 d	β^- /98/1.979 β^+ /2/1.620	1.414/65 1.980/26	2-	−1.90	+0.9	0.56409 0.69277 1.14050 1.2569
¹²³ Sb	42.79(5)	122.90421				7/2+	+2.5498	−0.5	
^{124m2} Sb			20.3 m	I.T./0.035		8-			
^{124m1} Sb			1.6 m	I.T./80/ β^- /20/	1.2/ 1.7/	5+			0.4984 0.6027 0.6458 1.1010
¹²⁴ Sb		123.90594	60.2 d	β^- /2.905	0.61/52 2.301/23	3-	1.20	+1.9	0.60271/97.8 0.64583/7.4 0.72277/10.5 1.69094/48.2 (0.027–2.871)
¹²⁵ Sb		124.90525	2.758 a	β^- /0.767	0.13/30 0.302/45 0.62/13	7/2+	+2.63		0.0355 0.17632 0.38044 0.42786 0.46336 0.60060 0.63595
^{126m2} Sb			11. s	I.T./		3-			L x-ray 0.0227
^{126m1} Sb			19.0 m	β^- /86 / I.T./14 /	1.9	5+			0.4148 0.6663 0.6950 (0.222–1.477)
¹²⁶ Sb		125.9073	12.4 d	β^- /3.67	1.9	8-	1.3		0.2786 0.4148/83.3 0.6663/99.7 0.6950/99 0.7205
¹²⁷ Sb		126.90692	3.84 d	β^- /1.581	0.89/ 1.10/ 1.50/	7/2+	2.70		0.2524 0.2908 0.4121

Elem. or Isot.	Natural Abundance (Atom %)	Atomic Mass or Weight	Half-Life/ Resonance Width (MeV)	Decay Mode/ Energy (/MeV)	Particle Energy/ Intensity (MeV/%)	Spin (<i>h</i> /2 <i>π</i>)	Nuclear Magnetic Mom. (nm)	Elect. Quadr. Mom. (b)	γ-Energy/ Intensity (MeV/%)
									0.4370
									0.6857
									0.7837
^{128m} Sb			10.1 m	β- /96/ I.T./4/	2.6/	5+			0.3140
									0.5941
									0.7432
									0.7539
¹²⁸ Sb	127.9091		9.1 h	β- /4.38	2.3/	8-	1.3		0.2148
									0.3141
									0.5265
									0.7433
									0.7540
^{129m} Sb			17.7 m	β- /					0.4338
									0.6578
									0.7598
¹²⁹ Sb	128.9091		4.40 h	β- /2.38	0.65/	7/2-	2.79		0.0278
									0.1808
									0.3594
									0.4596
									0.5447
									0.8128
									0.9146
									1.0301
^{130m} Sb			6.5 m	β- /2.6	2.12/		3.09		0.1023
									0.7934
									0.8394
¹³⁰ Sb	129.9117		38.4 m	β- /4.96	2.9/	8-			0.1823
									0.3309
									0.4680
									0.7394
									0.8394
¹³¹ Sb	130.91199		23.0 m	β- /3.20	1.31/	7/2+	2.89		0.6423
					3.0/				0.6579
									0.9331
									0.9434
^{132m} Sb			2.8 m	β- /	3.9/	4+	3.18		0.1034
									0.3538
									0.6968
									0.9739
									0.9896
¹³² Sb	131.91451		4.2 m	β- /5.49		8-			0.1034
									0.1506
									0.6968
									0.9739
¹³³ Sb	132.91527		2.5 m	β- /4.00	1.20/	7/2+	3.00		0.4235
									0.6318
									0.8165
									1.0764
^{134m} Sb			10.4 s	β- /	6.1	7-			
¹³⁴ Sb	133.92054		0.8 s	β- /8.4	8.4	0-			0.1152
									0.2970
									0.7063
									1.2791
¹³⁵ Sb	134.92519		1.71 s	β- /8.12		7/2+			1.127
									1.279

Elem. or Isot.	Natural Abundance (Atom %)	Atomic Mass or Weight	Half-Life/ Resonance Width (MeV)	Decay Mode/ Energy (/MeV)	Particle Energy/ Intensity (MeV/%)	Spin ($\hbar/2\pi$)	Nuclear Magnetic Mom. (nm)	Elect. Quadr. Mom. (b)	γ -Energy/ Intensity (MeV/%)
¹³⁶ Sb		135.93075	0.82 s	β^- /9.3					
¹³⁷ Sb		136.936	0.49 s	β^- , n	/49				
¹³⁸ Sb		137.941	0.35 s	β^- , n	/72				
¹³⁹ Sb		138.947	0.09 s	β^- , n	/90				
¹⁴⁰ Sb		139.953	> 0.4 μ s						
⁵² Te		127.60(3)							
¹⁰⁵ Te		104.943	\sim 0.63 μ s	α	A/4.70				
¹⁰⁶ Te		105.938	0.07 ms	α /4.3	/100	0+			
¹⁰⁷ Te		106.9350	3.1 ms	α / 70/	3.86(1)/				(0.090–0.721)
				β^+ , EC/10.1					
¹⁰⁸ Te		107.92938	2.1 s	α /68 /	3.314(4)/	0+			
				β^+ , EC/32 /6.8					
¹⁰⁹ Te		108.92731	4.6 s	β^+ EC/96 /8.7					0.7523
				α /4 /	3.107(4)/				0.287–2.045
¹¹⁰ Te		109.92246	19. s	β^+ , EC/4.5		0+			ann.rad./
									0.2191
									0.6059
¹¹¹ Te		110.92110	19.3 s	β^+ , EC/8.0		(7/2+)			ann.rad./
									0.267
									0.322
									0.341
¹¹² Te		111.9167	2.0 m	β^+ , EC/4.3		0+			ann.rad./
									0.2962
									0.3727
									0.4187
¹¹³ Te		112.9159	1.7 s	β^+ /85/5.7	4.5/	(7/2+)			ann.rad./
				EC/15/					Sb k x-ray
									0.8144
									1.0181
									1.1812
¹¹⁴ Te		113.9121	15. m	β^+ /40/3.2		0+			ann.rad./
				EC/60/					Sb k x-ray
									0.0838
									0.0903
^{115m} Te			6.7 m	β^+ /45/		(1/2+)			ann.rad./
				EC/55/					Sb k x-ray
									0.7236
									0.7704
¹¹⁵ Te		114.9119	5.8 m	β^+ /45/4.6	2.7/	7/2+			ann.rad./
				EC/55/					Sb k x-ray
									0.7236
									1.3268
									1.3806
									(0.22–2.7)
¹¹⁶ Te		115.9085	2.49 h	EC/1.5		0+			Sb k x-ray
									0.0937
¹¹⁷ Te		116.9086	1.03 h	EC/75/3.54	1.78/	$\frac{1}{2}+$			ann.rad./
				β^+ /25/					Sb k x-ray
									0.9197
									1.7164
									2.3000
¹¹⁸ Te		117.9059	6.00 d	EC/0.28		0+			Sb k x-ray
^{119m} Te			4.69 d	EC/		11/2-	0.89		Sb k x-ray
									0.15360
									0.2705

Elem. or Isot.	Natural Abundance (Atom %)	Atomic Mass or Weight	Half-Life/ Resonance Width (MeV)	Decay Mode/ Energy (/MeV)	Particle Energy/ Intensity (MeV/%)	Spin (<i>h</i> /2 <i>π</i>)	Nuclear Magnetic Mom. (nm)	Elect. Quadr. Mom. (b)	γ-Energy/ Intensity (MeV/%)
¹¹⁹ Te		118.9064	16.0 h	β+ /2/2.293	0.627/	½+	0.25		1.21271
				EC/98/					ann.rad./
									Sb k x-ray
									0.6440
									0.6998
¹²⁰ Te	0.09(1)	119.90406	> 1.9×10 ¹⁷ a	β+ EC		0+			
^{121m} Te			~ 154. d	I.T. (89%)		11/2-	0.90		Te k x-ray
				EC (11%)					0.2122
¹²¹ Te		120.9049	16.8 d	EC/1.04		½+			Sb k x-ray
									0.5076
									0.5731
¹²² Te	2.55(12)	121.90304				0+			
^{123m} Te			119.7 d	I.T./0.247		11/2-	-0.93		Te k x-ray
									0.1590/84.1
¹²³ Te	0.89(3)	122.90427	> 9.2 × 10 ¹⁶ a	EC/0.051		½+	-0.736948		
¹²⁴ Te	4.74(14)	123.90282				0+			
^{125m} Te			58. d	I.T./0.145		11/2-	-0.99	-0.06	Te k x-ray
									0.0355
¹²⁵ Te	7.07(15)	124.90443				½+	-0.8885		
¹²⁶ Te	18.84(25)	125.90331				0+			
^{127m} Te			109. d	I.T./98/0.088		11/2-	-1.04	~ 0.2	Te k x-ray
				β- /2/0.77					0.0883
¹²⁷ Te		126.90523	9.30 h	β- /0.698	0.696/	3/2+	0.635		0.3603
¹²⁸ Te	31.74(8)	127.90446	2.5 × 10 ²⁴ a	β-β-		0+			
^{129m} Te			33.6 d	I.T./63/0.105		11/2-	-1.09	0.40	Te k x-ray
				β- /37/	1.60/				0.45984
									0.6959
¹²⁹ Te		128.90660	1.16 h	β- /1.498	0.99/9	3/2+	0.702	0.06	0.0278
					1.45/89				0.45984
									0.48728
¹³⁰ Te	34.08(62)	129.9062227	7. × 10 ²⁰ a	β-β-		0+			
^{131m} Te			1.35 d	β- /78/2.4	0.42/	11/2-	-1.04	~ 0.25	0.0811
				I.T./22/0.18					0.1021
									0.14973
									0.77369
									0.79375
									0.85225
¹³¹ Te		130.9085222	25.0 m	β- /2.233	1.35/12	3/2+	0.70		0.14973
^{132m} Te			13. μs			(7-)			0.151
					1.69/22				0.45327
					2.14/60				0.49269
¹³² Te		131.90855	3.26 d	β- /0.51	0.215	0+			0.049725
									0.11198
									0.22830
^{133m} Te			55.4 m	β- /82/	2.4/30	11/2-	-1.13	0.3	Te k x-ray
				I.T./18/0.334					0.0949
									0.1689
									0.3121
									0.3341
¹³³ Te		132.91097	12.4 m	β- /2.94	2.25/25	3/2+	0.85	0.2	0.3121
					2.65				0.4079
									1.3334
¹³⁴ Te		133.91139	42. m	β- /1.51	0.6/	0+			0.7672/29
					0.7/				(0.079-0.926)
¹³⁵ Te		134.91656	19.0 s	β- /6.0	5.4/		0.7	0.3	0.267

Elem. or Isot.	Natural Abundance (Atom %)	Atomic Mass or Weight	Half-Life/ Resonance Width (MeV)	Decay Mode/ Energy (/MeV)	Particle Energy/ Intensity (MeV/%)	Spin (<i>h</i> /2π)	Nuclear Magnetic Mom. (nm)	Elect. Quadr. Mom. (b)	γ-Energy/ Intensity (MeV/%)
					6.0				0.603
									0.870
¹³⁶ Te		135.92010	17.5 s	β- /5.1	2.5/	0+			2.0779/25
									(0.087–3.235)
¹³⁷ Te		136.92560	2.5 s	β- /98 /6.9	6.8	7/2-			0.2436
				n/2 /					
¹³⁸ Te		137.92947	1.4 s	β- /6.4		0+			
¹³⁹ Te		138.93537	> 0.15 μs						
¹⁴⁰ Te		139.9395	> 0.15 μs			0+			
¹⁴¹ Te		140.946	> 0.15 μs						
¹⁴² Te		141.950	> 0.15 μs			0+			
¹⁴³ Te		142.957	> 0.4 μs						
⁵³ I		126.90447(3)							
¹⁰⁷ I		106.947							
¹⁰⁸ I		107.943	0.04 s	α/91/4.	3.95				
¹⁰⁹ I		108.93809	93.5 μs	p					0.593/100
				α	α//0.014				0.717/63
									(0.496–1.057)
¹¹⁰ I		109.9351	0.65 s	β+, EC/83/11.4					ann.rad./
				α/17/~ 3.6	3.457(10)/				
				p/11/					
¹¹¹ I		110.93027	2.5 s	β+, E.C./8.5					ann.rad./
									0.2665
									0.3215
									0.3412
¹¹² I		111.9280	3.4 s	β+, EC/10.2					ann.rad./
									0.6889
									0.7869
¹¹³ I		112.9237	5.9 s	β+, EC/7.6					ann.rad./
									0.4625/100
									0.6224/74
									0.0550–1.422
¹¹⁴ I		113.922	2.1 s	β+, EC/8.7					ann.rad./
									0.6826
									0.7088
¹¹⁵ I		114.9181	1.3 m	β+, EC/6.7		5/2+			ann.rad./
									0.275
									0.284
									0.460
									0.709
¹¹⁶ I		115.917	2.9 s	β+ /97/7.8	6.7/	1+			ann.rad./
				EC/3/					0.5402
									0.6789
¹¹⁷ I		116.9136	2.22 m	β+, EC/4.7	3.2/	(5/2+)	3.1		ann.rad./
									0.2744
									0.3259
^{118m} I			8.5 m	β+, EC/	4.9/	7-	4.2		ann.rad./
				I.T.					0.104
									0.5998
									0.6052
									0.6138
¹¹⁸ I		117.9131	14. m	β+, EC/7.0		2-	2.0		ann.rad./
									0.5448
									0.6052
									1.3384

Elem. or Isot.	Natural Abundance (Atom %)	Atomic Mass or Weight	Half-Life/ Resonance Width (MeV)	Decay Mode/ Energy (/MeV)	Particle Energy/ Intensity (MeV/%)	Spin ($\hbar/2\pi$)	Nuclear Magnetic Mom. (nm)	Elect. Quadr. Mom. (b)	γ -Energy/ Intensity (MeV/%)
¹¹⁹ I		118.9101	19. m	β^+ /54/3.5	2.4/	(5/2+)	+2.9		ann.rad./
				EC/46/					Te k x-ray
									0.2575
^{120m} I			53. m	β^+ /80/	3.8		4.2		ann.rad./
				EC/20/					Te k x-ray
									0.4257
									0.5604
									0.6147
									1.3459
¹²⁰ I		119.9101	1.36 h	β^+ /56/5.62	4.03	2-	1.23		ann.rad./
				EC/	4.60				Te k x-ray
									0.5604
									0.6411
									1.5230
									(0.111–3.1)
¹²¹ I		120.90741	2.12 h	β^+ /13/2.27	1.2/	5/2+	2.3		ann.rad./
				EC/87/					Te k x-ray
									0.2122
									(0.14–1.1)
¹²² I		121.90759	3.6 m	β^+ /4.234	3.1/	1+	+0.94		ann.rad./
				EC/					Te k x-ray
									0.5641
¹²³ I		122.90559	13.22 h	EC/1.242		5/2+	2.82		Te k x-ray
									0.1590
¹²⁴ I		123.90621	4.18 d	β^+ /23/3.160	1.54/	2-	1.446		ann.rad./
				EC/77/	2.14/				Te k x-ray
					0.75/				0.6027/62.9
									0.7228/10.3
									1.6910/11.2
									(0.31–1.73)
¹²⁵ I		124.90463	59.4 d	EC/0.1861		5/2+	2.82	–0.78	Te k x-ray
									0.0355
¹²⁶ I		125.90562	13.0 d	EC/		2-	1.438		ann.rad./
				β^+ /2.155	1.13/				Te k x-ray
				β^- /1.258/47	0.87/				0.3887
					1.25/				0.6622
¹²⁷ I	100.	126.90447				5/2+	+2.8133	–0.71	
¹²⁸ I		127.90581	25.00 m	β^- /2.118	2.13/	1+			Te k x-ray
				EC/1.251					0.44287
									0.52658
¹²⁹ I		128.90498	1.7×10^7 a	β^- /0.194	0.15/	7/2+	+2.6210	–0.50	Xe k x-ray
									0.0396
^{130m} I			9.0 m	I.T./83/0.048		2+			I k x-ray
				β^- /17/					0.5361
¹³⁰ I		129.90667	12.36 h	β^- /2.949	1.04/	5+	3.35		0.4180
					0.62				0.5361
									0.6685
									0.7395
¹³¹ I		130.906126	8.021 d	β^- /0.971	0.606/	7/2+	+2.742	–0.35	0.08017
									0.28431
									0.36446
									0.63699
^{132m} I			1.39 h	IT		8-			
¹³² I		131.90799	2.283 h	β^- /14/3.58	0.80/	4+	3.09	0.08	I k x-ray
				I.T./86/	1.03/				0.0980

Elem. or Isot.	Natural Abundance (Atom %)	Atomic Mass or Weight	Half-Life/ Resonance Width (MeV)	Decay Mode/ Energy (/MeV)	Particle Energy/ Intensity (MeV/%)	Spin ($\hbar/2\pi$)	Nuclear Magnetic Mom. (nm)	Elect. Quadr. Mom. (b)	γ -Energy/ Intensity (MeV/%)
					1.2/				0.5059
					1.6/				0.52264
					2.16/				0.63019
									0.6506
									0.66768
									0.77260
									0.95457
^{133m} I			9. s	I.T./1.63		19/2-			1 kx-ray
									0.0730
									0.6474
									0.9126
¹³³ I		132.90780	20.8 h	β^- /1.77	1.24/85	7/2+	+2.86	−0.24	0.51056
									0.52989
									0.87537
^{134m} I			3.7 m	I.T./98/0.316		8-			1 k x-ray
				β^- /2/					0.0444
									0.2719
¹³⁴ I		133.90976	52.6 m	β^- /4.05	1.2/	4+			0.1354
									0.84702
									0.88409
¹³⁵ I		134.91005	6.57 h	β^- /2.63	0.9/	7/2+	2.940		0.2884
					1.3/				0.41768
									0.52658
									1.13156
									1.26046
^{136m} I			47. s	β^- /	4.7/	6-			0.1973
					5.2/				0.3468
									0.3701
									0.3814
									1.3130
									(0.16–2.36)
¹³⁶ I		135.9146	1.39 m	β^- /6.93	4.3/	2-			0.3447
					5.6/				1.3130
									1.3211
									2.2896
									(0.3–6.1)
¹³⁷ I		136.9180	24.5 s	β^- /5.88	5.0/	(7/2+)			0.6010
									1.2180
									1.2201
									1.3026
									1.5343
									(0.25–4.4)
¹³⁸ I		137.92273	6.5 s	β^- /7.8	6.9/	2-			0.4836
					7.4/				0.5888
									0.8752
									(0.4–5.3)
¹³⁹ I		138.9265	2.30 s	β^- /6.81					0.192
				n/					0.198
									0.273
									0.382
									0.386
									0.468
									0.683
									1.313
¹⁴⁰ I		139.932	0.86 s	β^- /8.8		(3)			0.372

Elem. or Isot.	Natural Abundance (Atom %)	Atomic Mass or Weight	Half-Life/ Resonance Width (MeV)	Decay Mode/ Energy (/MeV)	Particle Energy/ Intensity (MeV/%)	Spin ($\hbar/2\pi$)	Nuclear Magnetic Mom. (nm)	Elect. Quadr. Mom. (b)	γ -Energy/ Intensity (MeV/%)
				n/					0.377
									0.457
¹⁴¹ I		140.936	0.45 s	β^- /7.8					
¹⁴² I		141.941	~ 0.2 s	β^-					
¹⁴³ I		142.946	> 0.15 μ s						
¹⁴⁴ I		143.951	> 0.15 μ s						
¹⁴⁵ I		144.956	> 0.4 μ s						
⁵⁴ Xe		131.293(6)							
¹⁰⁹ Xe		108.950	13. ms	α	α /3.92				
					α /4.06				
¹¹⁰ Xe		109.944	0.11 s	β^+ /9.2		0+			
				α	/~ 64				
^{111m} Xe			0.9 s	EC, β^+					
¹¹¹ Xe		110.942	0.7 s	EC, β^+ /10.6					
				α /	3.58(1)/				
¹¹² Xe		111.9356	3. s	EC, β^+ /7.2	α /0.8/	0+			
¹¹³ Xe		112.93322	2.8 s	EC, β^+ /9.1					
¹¹⁴ Xe		113.9280	10.0 s	β^+ , EC/5.9		0+			ann.rad./
									0.1031
									0.1616
									0.3085
									0.6826
									0.7088
¹¹⁵ Xe		114.9263	18. s	β^+ , EC/7.6		(5/2+)			ann.rad./
¹¹⁶ Xe		115.9216	56. s	β^+ , EC/4.3	3.3/	0+			ann.rad./
									0.1042
									0.1916
									0.2477
									0.3107
									0.4127
¹¹⁷ Xe		116.9204	1.02 m	β^+ , EC/6.5		(5/2+)	-0.594	+1.16	ann.rad./
									0.2214
									0.5190
									0.6389
									0.6613
¹¹⁸ Xe		117.9162	~ 4. m	β^+ , EC/3.	2.7/	0+			ann.rad./
									0.0535
									0.0600
									0.1199
¹¹⁹ Xe		118.9154	5.8 m	β^+ , EC/5.0	3.5/	7/2+	-0.654	+1.31	0.0873
									0.1000
									0.2318
									0.4615
¹²⁰ Xe		119.9118	46. m	β^+ , EC/97/1.96		0+			1 k x-ray
				β^+ /3/					0.0251
									0.0726
									0.1781
									(0.1–1.03)
¹²¹ Xe		120.9115	39. m	β^+ /44/3.73	2.8/	5/2+	-0.701	+1.33	ann.rad./
				EC/56/					1 k x-ray
									0.1328
									0.2527
									0.4452
									(0.1–3.1)
¹²² Xe		121.9084	20.1 h	EC/0.9		0+			1 k x-ray

Elem. or Isot.	Natural Abundance (Atom %)	Atomic Mass or Weight	Half-Life/ Resonance Width (MeV)	Decay Mode/ Energy (/MeV)	Particle Energy/ Intensity (MeV/%)	Spin (<i>h</i> /2 <i>π</i>)	Nuclear Magnetic Mom. (nm)	Elect. Quadr. Mom. (b)	γ-Energy/ Intensity (MeV/%)
									0.3501
¹²³ Xe		122.9085	2.00 h	β+ /23/2.68	1.51/	½+	−0.150		ann.rad./
				EC/77/					1 k x-ray
									0.1489
									0.1781
									(0.1–2.1)
¹²⁴ Xe	0.0952(3)	123.90589	> 10 ¹⁷ a	β-β-		0+			
^{125m} Xe			57. s	I.T./0.252		(9/2-)	−0.745	+0.42	×e k x-ray
									0.1111
									0.141
¹²⁵ Xe		124.90639	17.1 h	EC/1.653	0.47/	½+	−0.269		1 k x-ray
									0.1884
									0.2434
¹²⁶ Xe	0.0890(2)	125.90430				0+			
^{127m} Xe			1.15 m	I.T./0.297		(9/2-)	−0.884	+0.69	×e k x-ray
									0.1246
									0.1725
¹²⁷ Xe		126.90518	36.34 d	EC/0.662		½+	−0.504		1 k x-ray
									0.1721
									0.2029
									0.3750
¹²⁸ Xe	1.9102(8)	127.90353				0+			
^{129m} Xe			8.89 d	I.T./0.236		11/2-	−0.89122	+0.64	×e k x-ray
									0.0396
									0.1966
¹²⁹ Xe	26.4006(82)	128.90478086				½+	−0.77798		
¹³⁰ Xe	4.0710(13)	129.9035094				0+			
^{131m} Xe			11.9 d	I.T./0.164		11/2-	−0.99405	+0.73	×e k x-ray
									0.16398
¹³¹ Xe	21.2324(30)	130.905084				3/2+	+0.69186	−0.12	
¹³² Xe	26.9086(33)	131.90415509				0+			
^{133m} Xe			2.19 d	I.T./0.233		11/2-	−1.082	+0.77	×e k x-ray
									0.23325
¹³³ Xe		132.90591	5.243 d	β- /0.427	0.346/99	3/2+	+0.813	+0.14	Cs k x-ray
									0.080998
									0.1606
¹³⁴ Xe	10.4357(21)	133.90539	> 1.1 × 10 ¹⁶ a	β- β-		0+			
^{135m} Xe			15.3 m	I.T./		11/2-	1.1030	+0.62	×e k x-ray
									0.52658
¹³⁵ Xe		134.90723	9.10 h	β- /1.15	0.91/	3/2+	0.903	+0.21	0.24975/0.90
									0.60807
¹³⁶ Xe	8.8573(44)	135.9072145	2.3 × 10 ²¹ a	β-β-		0+			
¹³⁷ Xe		136.91158	3.82 m	β- /4.17	4.1/	7/2-	−0.97	−0.48	0.45549
					3.6/				0.8489
									0.9822
									1.2732
									1.7834
									2.8498
¹³⁸ Xe		137.91415	14.1 m	β- /2.77	0.8/	0+			0.1538
					2.4/				0.2426
									0.2583/35
									0.4345/22
									1.76826/19
									2.0158
¹³⁹ Xe		138.91879	39.7 s	β- /5.06	4.5/	3/2-	−0.30	+0.40	0.1750

Elem. or Isot.	Natural Abundance (Atom %)	Atomic Mass or Weight	Half-Life/ Resonance Width (MeV)	Decay Mode/ Energy (/MeV)	Particle Energy/ Intensity (MeV/%)	Spin (<i>h</i> /2 <i>π</i>)	Nuclear Magnetic Mom. (nm)	Elect. Quadr. Mom. (b)	γ-Energy/ Intensity (MeV/%)
					5.0/				0.2186
									0.2965
									(0.1–3.37)
¹⁴⁰ Xe		139.92165	13.6 s	β ⁻ /4.1	2.6	0+			0.0801
									0.6220
									0.8055
									1.4137
									(0.04–2.3)
¹⁴¹ Xe		140.92679	1.72 s	β ⁻ /6.2	6.2/	5/2(-)	+0.010	–0.58	0.1187
									0.9095
									(0.05–2.55)
¹⁴² Xe		141.92997	1.22 s	β ⁻ /5.0	3.7/	0+			0.0338
					4.2/				0.0729
									0.2038
									0.3091
									0.4145
									0.5382
									0.5718
									0.6181
									0.6448
^{143m} Xe			0.96 s	β ⁻					
¹⁴³ Xe		142.93537	0.30 s	β ⁻ /7.3		5/2-	–0.460	+0.93	
¹⁴⁴ Xe		143.93895	1.2 s	β ⁻ /6.1		0+			
¹⁴⁵ Xe		144.9447	0.9 s	β ⁻ , (n)					
¹⁴⁶ Xe		145.9485	> 0.15 μs			0+			
¹⁴⁷ Xe		146.954	> 0.15 μs						
¹⁴⁸ Xe		147.958	> 0.4 μs						
⁵⁵ Cs		132.9054520(1)							
¹¹² Cs		111.950	0.5 ms	p	0.81				
¹¹³ Cs		112.9444	17. μs	p	0.96				
¹¹⁴ Cs		113.9413	0.58 s	β ⁺ , EC/11.8		1+			ann.rad./
									0.6826
									0.7088
¹¹⁵ Cs		114.936	~ 1.4 s	β ⁺ , EC/8.4					ann.rad./
^{116m} Cs			0.7 s	β ⁻ , EC/					ann.rad./
									0.3935
¹¹⁶ Cs		115.933	3.8 s	β ⁺ , EC/10.8					ann.rad./
									0.3935
									0.5243
									0.6151
									0.6223
^{117m} Cs			6.5 s	β ⁺ , EC/					
¹¹⁷ Cs		116.9286	~ 8.4 s	β ⁺ , EC/7.5					ann.rad./
^{118m} Cs			17. s	β ⁺ , EC/			5.		
¹¹⁸ Cs		117.9266	14. s	β ⁺ , EC/9.		2	+3.88	+1.4	ann.rad./
									0.3372
									0.4727
									0.5865
									0.5906
^{119m} Cs			29. s			3/2(+)	+0.84	+0.9	
¹¹⁹ Cs		118.9224	43. s	β ⁺ , EC/6.3		9/2+	+5.46	+2.8	ann.rad./
									0.169
									0.176
									0.224
									0.257

Elem. or Isot.	Natural Abundance (Atom %)	Atomic Mass or Weight	Half-Life/ Resonance Width (MeV)	Decay Mode/ Energy (/MeV)	Particle Energy/ Intensity (MeV/%)	Spin ($\hbar/2\pi$)	Nuclear Magnetic Mom. (nm)	Elect. Quadr. Mom. (b)	γ -Energy/ Intensity (MeV/%)
^{120m} Cs			60. s	β^+ , EC/					
¹²⁰ Cs		119.9207	64. s	β^+ , EC/7.92		2(+)	+3.87	+1.45	ann.rad./ 0.3224 0.4735 0.5534 (0.3–3.28)
^{121m} Cs			2.0 m	I.T./60/ β^+ /40/		9/2(+)	+5.41	+2.7	ann.rad./ 0.1794 0.1961
¹²¹ Cs		120.9172	2.3 m	β^+ , EC/5.40	4.38/	3/2(+)	+0.77	+0.84	ann.rad./ 0.1537 (0.08–0.56)
^{122m2} Cs			4.4 m	β^+ , EC		8(-)	+4.77	+3.3	ann.rad./
^{122m1} Cs			0.36 s	IT					0.3311 0.4971 0.6385 (0.27–2.22)
¹²² Cs		121.9161	21. s	β^+ , EC/7.1	5.8/	1+	–0.133	–0.19	ann.rad./ 0.3311 0.5120 0.8179
^{123m} Cs			1.6 s	I.T./		11/2-			Cs k x-ray 0.0946
¹²³ Cs		122.9130	5.87 m	β^+ /75/4.20 EC/25/	3.0/	1/2+	+1.38		ann.rad./ Xe k x-ray 0.0974 0.5964
^{124m} Cs			6.3 s	IT		7+			
¹²⁴ Cs		123.9123	30. s	β^+ /9 /5.92 EC/8 /	~ 5.	1+	+0.673	–0.74	ann.rad./ Xe k x-ray 0.3539 0.4925 0.9418
¹²⁵ Cs		124.90973	45. m	β^+ /40/3.09 EC/60/	2.06/	1/2(+)	+1.41		ann.rad./ Xe k x-ray 0.112 0.526
¹²⁶ Cs		125.9094	1.64 m.	β^+ /81/4.83 EC/19/	3.4 3.7/	1+	+0.78	–0.68	ann.rad./ Xe k x-ray 0.3886 0.4912 0.9252
¹²⁷ Cs		126.90742	6.2 h	β^+ /96/2.08 EC/4/	0.65/ 1.06	1/2+	+1.46		Xe k x-ray 0.1247 0.4119
¹²⁸ Cs		127.90775	3.62 m	β^+ /68/3.930 EC/32 /	2.44/ 2.88/	1+	+0.97	–0.57	ann.rad./ Xe k x-ray 0.4429
¹²⁹ Cs		128.90607	1.336 d	EC/1.195		1/2+	+1.49		Xe k x-ray 0.3719 0.4115
^{130m} Cs			3.5 m	IT, β^+ , EC		5-	+0.629	+1.45	
¹³⁰ Cs		129.9067	29.21 m	β^+ /55/2.98 EC/43/ β^- /1.6/0.37	1.98/ 0.44/1.6	1+	+1.46	–0.06	ann.rad./ Xe k x-ray 0.5361

Elem. or Isot.	Natural Abundance (Atom %)	Atomic Mass or Weight	Half-Life/ Resonance Width (MeV)	Decay Mode/ Energy (/MeV)	Particle Energy/ Intensity (MeV/%)	Spin ($\hbar/2\pi$)	Nuclear Magnetic Mom. (nm)	Elect. Quadr. Mom. (b)	γ -Energy/ Intensity (MeV/%)
¹³¹ Cs		130.90547	9.69 d	EC/0.352		5/2+	+3.543	-0.58	Xe k x-ray
¹³² Cs		131.90643	6.48 d	EC/98/		2 +	+2.22	+0.51	Xe k x-ray
				β^+ /0.3/2.120					0.4646
				β^- / /1.280					0.6302
									0.66769
¹³³ Cs	100.	132.9054520				7/2+	+2.58291	-0.00355	
^{134m} Cs			2.91 h	I.T./0.139		8-	+1.0978	+1.0	Cs k x-ray
									0.12749
¹³⁴ Cs		133.9067185	2.065 a	β^- /2.059	0.089/27	4+	+2.994	+0.389	0.56327
					0.658/70				0.56935
				EC/1.22					0.60473
									0.79584
^{135m} Cs			53. m	I.T./1.627		19/2-	+2.18	+0.9	0.7869
									0.8402
¹³⁵ Cs		134.90598	2.3×10^6 a	β^- /0.269	0.205/100	7/2+	+2.7324	+0.050	
^{136m} Cs			17.5 s	I.T./		8-	+1.32	+0.7	(0.105–0.518)
¹³⁶ Cs		135.90731	13.16 d	β^- /2.548	0.341/	5+	+3.71	+0.23	0.06691
									0.34057
									0.81850
									1.04807
¹³⁷ Cs		136.907089	30.05 a	β^- /1.176	0.514/95	7/2+	+2.851	+0.051	Ba k x-ray
									0.66164
^{138m} Cs			2.9 m	I.T./75	/0.080	6-	+1.71	-0.40	Cs k x-ray
				β^- /25 /	3.3				0.0799
									0.1917
									0.4628
									1.43579
¹³⁸ Cs		137.9110	32.2 m	β^- /5.37	2.9/	3-	+0.700	+0.12	0.1381
									0.46269
									1.00969
									1.43579
									2.21788
¹³⁹ Cs		138.91336	9.3 m	β^- /4.213	4.21	7/2+	+2.70	-0.07	0.6272
									1.2832
									(0.4–3.66)
¹⁴⁰ Cs		139.9173	1.06 m	β^- /6.22	5.7/	1-	+0.133895	-0.11	0.5283
					6.21/				0.6023
									0.9084
									(0.41–3.94)
¹⁴¹ Cs		140.9200	24.9 s	β^- /5.26	5.20/	7/2+	+2.44	-0.4	Ba k x-ray
									0.0485
									0.5616
									0.5887
									1.1940
									(0.05–3.33)
¹⁴² Cs		141.92430	1.8 s	β^- /7.31	6.9/	0-			0.3596
					7.28				0.9668
									1.1759
									1.3265
¹⁴³ Cs		142.9273	1.78 s	β^- /6.24	6.1	3/2+	+0.87	+0.47	0.1955
									0.2324
									0.3064
									(0.17–1.98)
¹⁴⁴ Cs		143.9321	1.01 s	β^- /8.47	8.46/	1 (-)	-0.546	+0.30	0.1993
					7.9/				0.5598

Elem. or Isot.	Natural Abundance (Atom %)	Atomic Mass or Weight	Half-Life/ Resonance Width (MeV)	Decay Mode/ Energy (/MeV)	Particle Energy/ Intensity (MeV/%)	Spin (<i>h</i> /2π)	Nuclear Magnetic Mom. (nm)	Elect. Quadr. Mom. (b)	γ-Energy/ Intensity (MeV/%)
									0.6392
									0.7587
¹⁴⁵ Cs		144.9355	0.59 s	β- /7.89	7.4/	3/2+	+0.784	+0.6	0.1126
					7.9/				0.1755
									0.1990
¹⁴⁶ Cs		145.9403	0.322 s	β-, (n)/9.38	~ 9.0	1-	-0.515	+0.22	
¹⁴⁷ Cs		146.9442	0.227 s	β-, (n)/9.3					(0.024–2.2798)
¹⁴⁸ Cs		147.949	0.15 s	β-, (n)/10.5					
¹⁴⁹ Cs		148.953	> 50 ms						
¹⁵⁰ Cs		149.958	> 50 ms						
¹⁵¹ Cs		150.963	> 50 ms						
⁵⁶ Ba		137.327(7)							
¹¹⁴ Ba		113.951	0.43 s	β+, (p)	p/20	0+			
				α	/0.9				
¹¹⁵ Ba		114.947	0.45 s	β+, (p)	p/<15				
¹¹⁶ Ba		115.941	1.3 s	β+, (p)	p/3	0+			
¹¹⁷ Ba		116.938	1.8 s	β+, (p), EC/8.4	p/16	(3/2-)			(0.046–0.364)
¹¹⁸ Ba		117.933	5.2 s	β+,		0+			(0.040–0.156)
¹¹⁹ Ba		118.931	5.4 s	β+, EC/8.					
¹²⁰ Ba		119.926	24. s	β+, EC/5.0		0+			ann.rad./
									0.140
									(0.075–0.146)
¹²¹ Ba		120.924	30. s	β+, EC/6.8		5/2+	+0.660	+1.8	ann.rad./
¹²² Ba		121.9199	2.0 m	β+, EC/3.8		0+			ann.rad./
¹²³ Ba		122.9188	2.7 m	β+, EC/5.5		5/2(+)	-0.680	+1.5	ann.rad./
									0.0306
									0.0927
									0.1161
									0.1235
¹²⁴ Ba		123.9151	12. m	β+, EC/2.65		0+			ann.rad./
									0.1695
									0.1888
									1.2160
^{125m} Ba			8. m	β+, EC/	4.5		0.174		
¹²⁵ Ba		124.9145	3.5 m	β+, EC/4.6	3.4	½(+)	+0.18		ann.rad./
									0.0550
									0.0776
									0.0854
									0.1409
¹²⁶ Ba		125.9113	1.65 h	β+ /2/1.67		0+			Cs k x-ray
				EC/98 /					0.2179
									0.2336
									0.2576
^{127m} Ba			1.9 s	IT		7/2-	-0.723	+1.6	
¹²⁷ Ba		126.9111	12.9 m	β+ /54/3.5		1/2+	+0.083		ann.rad./
				EC/46/					Cs k x-ray
									0.1148
									0.1808
									(0.07–2.5)
¹²⁸ Ba		127.90834	2.43 d	EC/0.52		0+			Cs k x-ray
									0.27344
^{129m} Ba			2.17 h	EC/98/		7/2+	+0.93	+1.6	Cs k x-ray
				β+ /2/					0.1769
									0.1823
									0.2023

Elem. or Isot.	Natural Abundance (Atom %)	Atomic Mass or Weight	Half-Life/ Resonance Width (MeV)	Decay Mode/ Energy (/MeV)	Particle Energy/ Intensity (MeV/%)	Spin (<i>h</i> /2 <i>π</i>)	Nuclear Magnetic Mom. (nm)	Elect. Quadr. Mom. (b)	γ-Energy/ Intensity (MeV/%)
¹²⁹ Ba		128.9087	2.2 h	β+ /20/2.43	1.42/	1/2+	−0.40		1.4593 ann.rad./
				EC/80/					Cs k x-ray
									0.1291
									0.2143
									0.2208
^{130m} Ba			9.5 ms	I.T./2.475	/100.	8-	−0.04	+2.8	0.080–0.802
¹³⁰ Ba	0.106(1)	129.90632	2.2 × 10 ²¹ a	β+β+		0+			
^{131m} Ba			14.6 m	I.T./0.187		9/2-	−0.87	+1.5	Ba k x-ray
									0.1085
¹³¹ Ba		130.90694	11.7 d	EC/1.37		1/2+	0.70811		Cs k x-ray
									0.12381/28.4
									0.21608/21.3
									0.49636/42.9
									(0.055–1.171)
¹³² Ba	0.101(1)	131.90506	1.3 × 10 ²¹ a	EC EC		0+			
^{133m} Ba			1.621 d	I.T./0.288		11/2-	−0.91	+0.9	Ba k x-ray
									0.2761
¹³³ Ba		132.90601	10.53 a	EC/0.517		1/2+	0.77167		Cs k x-ray
									0.08099
									0.35600
¹³⁴ Ba	2.417(18)	133.904508				0+			
^{135m} Ba			1.20 d	I.T./0.2682		11/2-	−1.00	+1.0	Ba k x-ray
									0.2682
¹³⁵ Ba	6.592(12)	134.905688				3/2+	+0.83863	+0.160	
^{136m} Ba			0.308 s	I.T./2.0305		7-			Ba k x-ray
									0.8185
									1.0481
¹³⁶ Ba	7.854(24)	135.904576				0+			
^{137m} Ba			2.552 m	I.T./0.6617		11/2-	−0.99	+0.8	Ba k x-ray
									0.66164
¹³⁷ Ba	11.232(24)	136.905827				3/2+	+0.93737	+0.245	
¹³⁸ Ba	71.698(42)	137.905247				0+			
¹³⁹ Ba		138.90884	1.396 h	β- /2.317	2.14/27	7/2-	−0.97	−0.57	0.16585
					2.27/72				1.2544
									1.42033
¹⁴⁰ Ba		139.9106	12.75 d	β- /1.05	0.48	0+			0.16268
					1.0/				0.30485
					1.02/				0.53727
¹⁴¹ Ba		140.91440	18.3 m	β- /3.22	2.59/	3/2-	−0.34	+0.45	0.1903
					2.73/				0.2770
									0.3042
									(0.1–2.5)
¹⁴² Ba		141.91643	10.7 m	β- /2.212	1.0/	0+			0.23152
					1.10/				0.25512
									0.3090
									1.2040
¹⁴³ Ba		142.92063	14.3 s	β- /4.24	4.2/	5/2-	+0.44	−0.88	0.1786
									0.21148
									0.7988
									(0.17–2.4)
¹⁴⁴ Ba		143.92296	11.4 s	β- /3.1	2.4/	0+			La k x-ray
					2.9/				0.10386
									0.1566
									0.1728

Elem. or Isot.	Natural Abundance (Atom %)	Atomic Mass or Weight	Half-Life/Resonance Width (MeV)	Decay Mode/ Energy (/MeV)	Particle Energy/ Intensity (MeV/%)	Spin ($\hbar/2\pi$)	Nuclear Magnetic Mom. (nm)	Elect. Quadr. Mom. (b)	γ -Energy/ Intensity (MeV/%)
									0.3882
									0.43048
¹⁴⁵ Ba		144.9275	4.0 s	β^- /4.9	4.9/	5/2-	−0.28	+1.22	La k x-ray
									0.0918
									0.09709
¹⁴⁶ Ba		145.9303	2.20 s	β^- /4.12	3.9/	0+			0.0644
									0.2513
									0.3270
									0.3329
									0.3622
¹⁴⁷ Ba		146.9353	0.892 s	β^- /5.75	5.5/				
¹⁴⁸ Ba		147.9382	0.64 s	β^- , n/5.11		0+			
¹⁴⁹ Ba		148.943	0.36 s	β^- , (n)/7.3					
¹⁵⁰ Ba		149.946	0.3 s			0+			
¹⁵¹ Ba		150.951	> 0.15 μ s						
¹⁵² Ba		151.955	> 0.4 μ s			0+			
¹⁵³ Ba		152.960							
⁵⁷ La		138.90547(7)							
¹¹⁷ La		116.950	23 ms	p	0.813/	3/2+			(0.189–0.817)
¹¹⁸ La		117.947							
¹¹⁹ La		118.941							
¹²⁰ La		119.938	2.8 s	EC, β^+ /11.					
¹²¹ La		120.933	5.3 s						
¹²² La		121.931	9. s	EC, β^+ /~ 9.7					
¹²³ La		122.926	17. s	EC/7.					
¹²⁴ La		123.9246	30. s	EC/ ~ 8.8		(7+)			
^{125m} La			0.39 s						
¹²⁵ La		124.9208	1.2 m	β^+ , EC/5.6		11/2-			ann.rad./
									0.0436
									0.0676
^{126m} La			< 50. s						
¹²⁶ La		125.920	54. s	β^+ , EC/7.6					ann.rad./
									0.256
									0.455
									0.117–3.853
¹²⁷ La		126.9164	3.8 m	β^+ , EC/4.7		3/2+			ann.rad./
									0.025
									0.0562
¹²⁸ La		127.9156	5.0 m	β^+ /80/6.7		(5-)			ann.rad./
				EC/20/					Ba k x-ray
									0.2841/87
									0.4793/54
									(0.315–2.212)
^{129m} La			0.56 s	IT		(11/2-)			
¹²⁹ La		128.9127	11.6 m	β^+ /58/3.72	2.42/	3/2+			ann.rad./
				EC/42/					Ba k x-ray
									0.1105
									0.2786
									(0.1–1.8)
¹³⁰ La		129.9124	8.7 m	β^+ /78/5.6		3+			ann.rad./
				EC/22/					Ba k x-ray
									0.3573/81
									0.5506/27
									(0.1965–1.989)
¹³¹ La		130.9101	59. m	β^+ /76/3.0	1.42/	3/2+			ann.rad./

Elem. or Isot.	Natural Abundance (Atom %)	Atomic Mass or Weight	Half-Life/ Resonance Width (MeV)	Decay Mode/ Energy (/MeV)	Particle Energy/ Intensity (MeV/%)	Spin (<i>h</i> /2 <i>π</i>)	Nuclear Magnetic Mom. (nm)	Elect. Quadr. Mom. (b)	γ-Energy/ Intensity (MeV/%)
				EC/24/	1.94/				Ba k x-ray
									0.1085
									0.3658
									0.5263
^{132m} La			24. m	I.T./76/		6-			La k x-ray
				β+, EC/24/					0.1352
									0.4645
¹³² La		131.9101	4.8 h	β+ /40/4.71	2.6/	2-			ann.rad./
				EC/60/	3.2				Ba k x-ray
					3.7/				0.4645
									0.5671
¹³³ La		132.9082	3.91 h	β+ /4/2.2	1.2/	5/2+			Ba k x-ray
				EC/96/					0.2788
									0.2901
									0.3024
¹³⁴ La		133.9085	6.5 m	β+ /63/3.71	2.67/	1+			ann.rad./
				EC/37/					Ba k x-ray
									0.6047
									(0.5–1.9)
¹³⁵ La		134.9070	19.5 h	EC/1.20		5/2+			Ba k x-ray
									0.4805
¹³⁶ La		135.9076	9.87 m	β+ /36/2.9	1.8/	1+	+3.7	~ −0.4	ann.rad./
				EC/64/					Ba k x-ray
									0.8185
¹³⁷ La		136.90645	6 × 10 ⁴ a	EC/0.60		7/2+	+2.70	+0.21	0.2836
¹³⁸ La	0.08881(71)	137.90712	1.06 × 10 ¹¹ a			5+	+3.71365	+0.44	1.4358/65
									0.7887/35
¹³⁹ La	99.91119(71)	138.90636				7/2+	+2.783046	+0.20	
¹⁴⁰ La		139.90948	1.678 d	β- /3.762	1.35	3-	+0.73	+0.09	
					1.24/				
					1.67/				
¹⁴¹ La		140.91097	3.90 h	β- /2.502	2.43/	7/2+			
¹⁴² La		141.91409	1.54 h	β- /4.505	2.11/	2-			
					2.98/				
					4.52/				
¹⁴³ La		142.91608	14.1 m	β- /3.43	3.3/	7/2-			
¹⁴⁴ La		143.9196	40.7 s	β- /5.5	4.1/				
¹⁴⁵ La		144.9218	24. s	β- /4.1	4.1/	3/2+			
^{146m} La			10.0 s	β- /6.7	5.5/	(6)			
¹⁴⁶ La		145.9259	6.3 s	β- /6.6	6.2/	(2-)			
¹⁴⁷ La		146.9284	4.02 s	β- /5.0	4.6/				
¹⁴⁸ La		147.9327	1.1 s	β- /7.26		2-			
¹⁴⁹ La		148.935	1.10 s	β- /5.5					0.1335
									0.009–1.709
¹⁵⁰ La		149.939	0.51 s						x-ray
									(0.097–0.209)
¹⁵¹ La		150.942	> 0.15 μs						
¹⁵² La		151.947	> 0.15 μs						
¹⁵³ La		152.950	> 0.15 μs						
¹⁵⁴ La		153.955							
¹⁵⁵ La		154.959							
⁵⁸ Ce		140.116(1)							
¹¹⁹ Ce		118.953							
¹²⁰ Ce		119.947				0+			
¹²¹ Ce		120.943	1.1 s	β+, p					

Elem. or Isot.	Natural Abundance (Atom %)	Atomic Mass or Weight	Half-Life/ Resonance Width (MeV)	Decay Mode/ Energy (/MeV)	Particle Energy/ Intensity (MeV/%)	Spin ($\hbar/2\pi$)	Nuclear Magnetic Mom. (nm)	Elect. Quadr. Mom. (b)	γ -Energy/ Intensity (MeV/%)
¹²² Ce		121.938				0+			
¹²³ Ce		122.935	3.8 s	β^+ , EC/ \sim 8.6					ann.rad./
¹²⁴ Ce		123.930	6. s	EC/ \sim 5.6		0+			
^{125m} Ce			2. m						
¹²⁵ Ce		124.928	9.6 s	β^+ , EC/7.		7/2-			ann.rad./
									0.1346
									0.1666
									0.056–1.329
¹²⁶ Ce		125.9240	50. s	EC/4.		0+			
¹²⁷ Ce		126.9227	29. s	β^+ , EC/6.1					ann.rad./
									(0.058–1.961)
¹²⁸ Ce		127.9189	4.1 m	β^+ , EC/3.2		0+			ann.rad./
									(0.023–0.880)
¹²⁹ Ce		128.9181	3.5 m	β^+ , EC/5.6					ann.rad./
									(0.0675–1.015)
¹³⁰ Ce		129.9147	26. m	β^+ , EC/2.2		0+			ann.rad./
									La k x-ray
									0.047–1.431
^{131m} Ce			5. m	β^+ EC					ann.rad./
									0.2304
									0.3955
									0.4213
¹³¹ Ce		130.9144	10. m	β^+ , EC/4.0	2.8/				ann.rad.
									0.119
									0.169
									0.414
^{132m} Ce			9.4 ms	IT/2.340					0.3255
									0.10–0.955
¹³² Ce		131.9115	3.5 h	EC/1.3		0+			La k x-ray
									0.1554
									0.1821
^{133m} Ce			1.6 h	β^+ , EC/		$\frac{1}{2}^+$			ann.rad.
									0.0769
									0.0973
									0.5577
¹³³ Ce		132.9115	5.4 h	β^+ /8/2.9 EC/92/	1.3/	9/2-			ann.rad.
									0.0584
									0.1308
									0.4722
									0.5104
¹³⁴ Ce		133.9089	3.16 d	EC/0.5		0+			La k x-ray
									0.1304
									0.1623
									0.6047
^{135m} Ce			20. s	I.T./0.446		11/2-			Ce k x-ray
									0.0826
									0.1497
									0.2134
¹³⁵ Ce		134.9092	17.7 h	β^+ /1 /2.026 EC/99 /	0.8/	1/2(+)			La k x-ray
									0.0345
									0.2656
									0.3001
									0.6068
¹³⁶ Ce	0.185(2)	135.907129	$> 3. \times 10^{16}$ a $> 4.2 \times 10^{15}$ a	EC EC $\beta^-\beta^-$		0+			

Elem. or Isot.	Natural Abundance (Atom %)	Atomic Mass or Weight	Half-Life/ Resonance Width (MeV)	Decay Mode/ Energy (/MeV)	Particle Energy/ Intensity (MeV/%)	Spin (<i>h</i> /2 <i>π</i>)	Nuclear Magnetic Mom. (nm)	Elect. Quadr. Mom. (b)	γ-Energy/ Intensity (MeV/%)
^{137m} Ce			1.43 d			11/2-	1.0		Ce k x-ray
				EC/0.8 /					0.1693
									0.2543
¹³⁷ Ce		136.907762	9.0 h	β+ /1.222		3/2+	0.96		La k x-ray
									0.4472
¹³⁸ Ce	0.251(2)	137.9060	> 4.4 × 10 ¹⁶ a	EC EC		0+			
^{139m} Ce			56.4 s	I.T./0.7542		11/2-			Ce k x-ray
									0.7542
¹³⁹ Ce		138.90666	137.6 d	EC/0.28		3/2+	1.06		La k x-ray
									1.320/72.1
									0.255/59.6
									0.825/45.8
									(0.231–2.364)
¹⁴⁰ Ce	88.450(51)	139.90544				0+			
¹⁴¹ Ce		140.90828	32.50 d	β- /0.581	0.436/69	7/2-	1.1		Pr k x-ray
					0.581/31				0.14544/48.0
¹⁴² Ce	11.114(51)	141.90925	> 1.6 × 10 ¹⁷ a	β-β-		0+			
¹⁴³ Ce		142.91239	1.38 d	β- /1.462	1.404/	3/2-	0.43		Pr k x-ray
					1.110/47				0.0574
									0.2933
¹⁴⁴ Ce		143.91365	284.6 d	β- /0.319	0.185/20	0+			Pr k x-ray
					0.318/				0.0801
									0.1335
¹⁴⁵ Ce		144.9173	3.00 m	β- /2.54	1.7/24	3/2-			Pr k x-ray
					1.3				0.0627
									0.7245
¹⁴⁶ Ce		145.9188	13.5 m	β- /1.04	0.7/90	0+			Pr k x-ray
									0.0986
									0.2182
									0.3167
									0.0930
¹⁴⁷ Ce		146.9227	56. s	β- /3.29	3.3/				0.2687
¹⁴⁸ Ce		147.9244	56. s	β- /2.1	1.66/	0+			0.0904
									0.0985
									0.1212
									0.2918
¹⁴⁹ Ce		148.9284	5.2 s	β- /4.2					0.0577
									0.0864
									0.3800
									0.1099
¹⁵⁰ Ce		149.9304	4.4 s	β- /3.0		0+			0.0526
¹⁵¹ Ce		150.9343	1.8 s	β- /5.3					Pr k x-ray
									(0.035–0.637)
¹⁵² Ce		151.937	1.4 s	β- /4.4		0+			0.098
									0.115
¹⁵³ Ce		152.941	> 0.15 μs						
¹⁵⁴ Ce		153.944	> 0.15 μs			0+			
¹⁵⁵ Ce		154.949	> 0.15 μs						
¹⁵⁶ Ce		155.952				0+			
¹⁵⁷ Ce		156.957							
⁵⁹ Pr		140.90766(2)							
¹²¹ Pr		120.955	0.01 s	p	p/0.882				
¹²² Pr		121.952							
¹²³ Pr		122.946							
¹²⁴ Pr		123.943	1.2 s	β+, EC/12.					ann.rad./

Elem. or Isot.	Natural Abundance (Atom %)	Atomic Mass or Weight	Half-Life/ Resonance Width (MeV)	Decay Mode/ Energy (/MeV)	Particle Energy/ Intensity (MeV/%)	Spin ($\hbar/2\pi$)	Nuclear Magnetic Mom. (nm)	Elect. Quadr. Mom. (b)	γ -Energy/ Intensity (MeV/%)
¹²⁵ Pr		124.938	~ 3.3 s	β^+					ann.rad./ 0.1358
¹²⁶ Pr		125.935	3.1 s	β^+ , EC/~ 10.4					ann.rad./ (0.170–0.985)
¹²⁷ Pr		126.931	4.2 s	β^+ /~ 7.5					ann.rad./ (0.028–0.8949)
¹²⁸ Pr		127.9288	3.0 s	β^+ , EC/~ 9.3					ann.rad./ 0.207/100 0.400–1.373
¹²⁹ Pr		128.9251	32 s	β^+ , EC/5.8					ann.rad./ (0.0395–1.865)
¹³⁰ Pr		129.9236	40. s	β^+ , EC/8.1					ann.rad./
^{131m} Pr			5.7 s						(0.06–0.16)
¹³¹ Pr		130.9202	1.7 m	β^+ , EC/5.3				~ 5.5	ann.rad./ (0.059–0.980)
¹³² Pr		131.9193	1.6 m	β^+ , EC/7.1					ann.rad./ 0.325 0.496 0.533
^{133m} Pr			1.1 s	IT/0.192					0.1305 0.0617
¹³³ Pr		132.9163	6.5 m	β^+ , EC/4.3		5/2+			ann.rad./ 0.074 0.1343 0.2419 0.3156 0.3308 0.4650
^{134m} Pr			~ 11. m	β^+ , EC/					ann.rad./ 0.294 0.460 0.495 0.632
¹³⁴ Pr		133.9157	17. m	β^+ , EC/6.2		2+			ann.rad./ 0.294 0.495
¹³⁵ Pr		134.9131	24. m	β^+ , EC/3.7	2.5/	3/2(+)			ann.rad./ 0.0826 0.2135 0.2961 0.5832
¹³⁶ Pr		135.9127	13.1 m	β^+ /57 /5.13 EC/43	2.98/	2+			ann.rad./ Ce k x-ray 0.5398 0.5522
¹³⁷ Pr		136.9107	1.28 h	β^+ /26 /2.70 EC/74 /	1.68/	5/2+			ann.rad./ Ce k x-ray 0.4339 0.5140 0.8367 (0.16–1.8)
^{138m} Pr			2.1 h	β^+ /24 / EC/76 /	1.65/	7-			ann.rad./ Ce k x-ray 0.3027 0.7887

Elem. or Isot.	Natural Abundance (Atom %)	Atomic Mass or Weight	Half-Life/ Resonance Width (MeV)	Decay Mode/ Energy (/MeV)	Particle Energy/ Intensity (MeV/%)	Spin (<i>h</i> /2 <i>π</i>)	Nuclear Magnetic Mom. (nm)	Elect. Quadr. Mom. (b)	γ-Energy/ Intensity (MeV/%)
									1.0378
									(0.07–2.0)
¹³⁸ Pr		137.9108	1.45 m	β+ /75 /4.44	3.42/	1+			ann.rad./
				EC/25 /					Ce k x-ray
									0.7887
¹³⁹ Pr		138.90894	4.41 h	β+ /8 /2.129	1.09/	5/2+			ann.rad./
				EC/92 /					Ce k x-ray
									0.2551
									1.3473
									1.6307
¹⁴⁰ Pr		139.90908	3.39 m	β+ /51 /3.39	2.37/	1+			ann.rad./
				EC/49 /					Ce k x-ray
									0.3069
									1.5965
¹⁴¹ Pr	100.	140.90766				5/2+	+4.275	−0.08	
^{142m} Pr			14.6 m	IT/0.004	c.e.	5-	2.2		
¹⁴² Pr		141.91005	19.12 h	β- /2.162	0.58/4	2-	+0.234	+0.03	0.5088
				EC/0.744	2.16/96				1.57580
¹⁴³ Pr		142.91082	13.57 d	β- /0.934	0.933/	7/2+	+2.70	+0.8	0.7420
^{144m} Pr			7.2 m	IT/99+/0.059		3-			Pr k x-ray
				β- /					0.0590
									0.6965
									0.8142
¹⁴⁴ Pr		143.91331	17.28 m	β- /2.998	0.807/1	0-			0.69649
					2.30/				1.48912
					2.996/98				2.18562
¹⁴⁵ Pr		144.91452	5.98 h	β- /1.81	1.80/97	7/2+			0.0725
									0.6758
									0.7483
¹⁴⁶ Pr		145.9177	24.2 m	β- /4.2	2.2/30	2-			0.4539/48
					3.7/10				1.5247
					4.2/40				
¹⁴⁷ Pr		146.9190	13.4 m	β- /2.69	1.5/	3/2+			0.3146/24.
					2.1/				0.5779/16
									0.6413/19.
^{148m} Pr			2.0 m	β- /	4.0/	(4)			0.3016
					3.8/				0.4506
				IT	0.77/36				0.6975
¹⁴⁸ Pr		147.9221	2.27 m	β- /4.9	4.8/	1-			0.3017
					4.5/				
¹⁴⁹ Pr		148.9237	2.3 m	β- /3.40	3.0	(5/2+)			0.1085
									0.1385
									0.1651
¹⁵⁰ Pr		149.9267	6.2 s	β- /5.7		1-			0.1302
					~ 5.5				0.8044
									0.8527
¹⁵¹ Pr		150.9283	22.4 s	β- /4.2					
¹⁵² Pr		151.9316	3.2 s	β- /6.7		4+			0.0726
									0.164
									0.285
¹⁵³ Pr		152.9339	4.3 s	β- /5.5					
¹⁵⁴ Pr		153.938	2.3 s	β- /7.9					
¹⁵⁵ Pr		154.9405	> 0.3 μs						
¹⁵⁶ Pr		155.945	> 0.3 μs						
¹⁵⁷ Pr		156.948							

Elem. or Isot.	Natural Abundance (Atom %)	Atomic Mass or Weight	Half-Life/ Resonance Width (MeV)	Decay Mode/ Energy (/MeV)	Particle Energy/ Intensity (MeV/%)	Spin ($\hbar/2\pi$)	Nuclear Magnetic Mom. (nm)	Elect. Quadr. Mom. (b)	γ -Energy/ Intensity (MeV/%)
¹⁵⁸ Pr		157.952							
¹⁵⁹ Pr		158.956							
⁶⁰ Nd		144.242(3)							
¹²⁴ Nd		123.952				0+			
¹²⁵ Nd		124.949	0.6 s	β^+ , p					
¹²⁶ Nd		125.943	> 0.2 μ s			0+			
¹²⁷ Nd		126.940	1.8 s	β^+ , EC/9.		(5/2)			ann.rad./
¹²⁸ Nd		127.935	4. s	β^+ , EC/6.					ann.rad./
^{129m} Nd			2.6 s						0.134,0.399
¹²⁹ Nd		128.933	4.9 s	β^+ , EC/8.		5/2(-)			ann.rad./
									(0.091–0.875)
¹³⁰ Nd		129.9285	28. s	β^+ , EC/5.		0+			ann.rad./
¹³¹ Nd		130.9272	0.5 m	β^+ , EC/6.6					ann.rad./
									(0.09–0.36)
¹³² Nd		131.9233	1.5 m	β^+ , EC/3.7		0+			ann.rad./
									(0.099–0.567)
¹³³ Nd		132.9224	1.2 m	β^+ , EC/5.6					ann.rad./
									(0.06–0.37)
^{134m} Nd			0.41 ms			(8-)			0.167
¹³⁴ Nd		133.9188	~ 8.5 m	β^+ /17 /2.8		0+			ann.rad./
				EC/83 /					Pr k x-ray
									0.1631/58
									(0.09–1.00)
^{135m} Nd			5.5 m	β^+ /					
¹³⁵ Nd		134.9182	12. m	β^+ /65 /4.8		9/2(-)	-0.78	+1.9	ann.rad./
				EC/35 /					Pr k x-ray
									0.0415/23.
									0.204/51.
									(0.11–1.8)
¹³⁶ Nd		135.9150	50.6 m	EC/94 /2.21	1.04/	0+			Pr kx-ray
				β^+ /6 /					0.0401/21.
									0.1091/35.
									(0.10–0.97)
^{137m} Nd			1.6 s	I.T./0.5196		11/2-			Nd k x-ray
									0.1084
									0.1775
									0.2337
¹³⁷ Nd		136.9146	38. m	β^+ /40 /3.69	1.7/20	1/2+	-0.63		ann.rad./
				EC/60 /	2.40/20				Pr k x-ray
									0.0755
									0.5806
¹³⁸ Nd		137.9120	5.1 h	EC/1.1		0+			Pr k x-ray
									0.1995
									0.3258
^{139m} Nd			5.5 h	I.T./12 /0.231	1.17/	11/2-			Nd k x-ray
				β^+ /88 /					Pr k x-ray
									0.1139/34.
									0.7382/30.
¹³⁹ Nd		138.9120	30. m	β^+ /25 /2.79	1.77/	3/2+	+0.91	+0.3	ann.rad./
				EC/75 /					Pr k x-ray
									0.4050
¹⁴⁰ Nd		139.9096	3.37 d	EC /0.22		0+			Pr k x-ray
^{141m} Nd			1.04 m	IT/99+/0.756		11/2-			Nd k x-ray
									0.7565
¹⁴¹ Nd		140.90962	2.49 h	EC/98 /1.823	0.802/	3/2+	+1.01	+0.3	Pr k x-ray

Elem. or Isot.	Natural Abundance (Atom %)	Atomic Mass or Weight	Half-Life/ Resonance Width (MeV)	Decay Mode/ Energy (/MeV)	Particle Energy/ Intensity (MeV/%)	Spin (<i>h</i> /2 <i>π</i>)	Nuclear Magnetic Mom. (nm)	Elect. Quadr. Mom. (b)	γ-Energy/ Intensity (MeV/%)
				β+ /2 /					(0.15–1.7)
¹⁴² Nd	27.152(40)	141.90773				0+			
¹⁴³ Nd	12.174(26)	142.90982				7/2-	−1.07	−0.60	
¹⁴⁴ Nd	23.798(19)	143.91009	2.1 × 10 ¹⁵ a	α	1.83	0+			
¹⁴⁵ Nd	8.293(12)	144.91258				7/2-	−0.66	−0.31	
¹⁴⁶ Nd	17.189(32)	145.91312				0+			
¹⁴⁷ Nd		146.91611	10.98 d	β- /0.896	0.805/	5/2-	0.58	0.9	Pr k x-ray 0.53102 0.09111–0.686
¹⁴⁸ Nd	5.756(21)	147.91690	10 ²⁰ a	β- β-		0+			
¹⁴⁹ Nd		148.92015	1.73 h	β- /1.691	1.03/25 1.13/26 1.42/	5/2-	0.35	1.3	Pr k x-ray 0.1143/19. 0.2113/27. (0.026–1.6)
¹⁵⁰ Nd	5.638(28)	149.92090	1.33 × 10 ²⁰ a	β- β-		0+			
¹⁵¹ Nd		150.92384	12.4 m	β- /2.442	1.2/	(3/2+)			Pm k x-ray 0.1168 0.2557 1.1806 (0.10–1.9)m
¹⁵² Nd		151.9247	11.4 m	β- /1.1		0+			0.2785/29. 0.2501/18. (0.016–0.66)
¹⁵³ Nd		152.92772	28.9 s	β- /3.6					0.418
¹⁵⁴ Nd		153.929	25.9 s	β- /2.8		0+			0.1519 0.7998
¹⁵⁵ Nd		154.9331	8.9 s	β- /5.0					0.1807
¹⁵⁶ Nd		155.935	5.5 s	β- /4.1		0+			0.0848
¹⁵⁷ Nd		156.9394	> 0.3 μs						
¹⁵⁸ Nd		157.942	> 0.3 μs			0+			
¹⁵⁹ Nd		158.947	> 0.3 μs						
¹⁶⁰ Nd		159.949	> 0.3 μs			0+			
¹⁶¹ Nd		160.954							
⁶¹ Pm									
¹²⁸ Pm		127.949	1.0 s	β+, p					ann.rad.
¹²⁹ Pm		128.943	~ 2.4 s						
¹³⁰ Pm		129.941	2.5 s	β+, EC/11.					0.1589 0.326–1.062
¹³¹ Pm		130.936	~ 6.3 s	β+					0.185 0.220 0.146
¹³² Pm		131.934	6. s	β+, EC/10.					ann.rad./ (0.213–1.491)
¹³³ Pm		132.9298	12. s	β+, EC/~ 7.0					ann.rad./
^{134m} Pm			20. μs						0.071
¹³⁴ Pm		133.9284	24. s	β+, EC/~ 8.9		(5+)			ann.rad./ 0.294/100 (0.300–1.821)
¹³⁵ Pm		134.9248	0.8 m	β+, EC/6.0		11/2-			(0.13–0.47)
¹³⁶ Pm		135.9236	1.8 m	β+ /89 /7.9 EC/11 /		(3+)			ann.rad./ Nd k x-ray 0.3735 0.6027
¹³⁷ Pm		136.9205	2.4 m	β+, EC/5.6		(11/2-)			ann.rad./ 0.1086

Elem. or Isot.	Natural Abundance (Atom %)	Atomic Mass or Weight	Half-Life/ Resonance Width (MeV)	Decay Mode/ Energy (/MeV)	Particle Energy/ Intensity (MeV/%)	Spin ($\hbar/2\pi$)	Nuclear Magnetic Mom. (nm)	Elect. Quadr. Mom. (b)	γ -Energy/ Intensity (MeV/%)
^{138m} Pm			3.2 m	β^+ /50 /~ 7.0 EC/50 /	3.9/	3+	3.		0.1775 ann.rad./ Nd k x-ray 0.5209 0.7290
¹³⁸ Pm	137.9195		10. s	β^+ /6.9	6.1/	1+			ann.rad./
^{139m} Pm			0.18 s	IT/		(11/2-)			0.1887
¹³⁹ Pm	138.9168		4.14 m	β^+ /68 /4.52 EC/32 /	3.52/	(5/2+)			ann.rad./ Nd k x-ray 0.4028 (0.27–2.4)
^{140m} Pm			5.87 m	β^+ /70 / EC/30 /	3.2	7/2-			ann.rad./ Nd k x-ray 0.4199 0.7738 1.0283
¹⁴⁰ Pm	139.9160		9.2 s	β^+ /89 /6.09 EC/11 /	5.07/74	1+			ann.rad./ Nd k x-ray 0.7738 1.4898
¹⁴¹ Pm	140.9136		20.9 m	β^+ /52 /3.72 EC/48 /	2.71	5/2+			ann.rad./ Nd k x-ray 0.8862 1.2233
^{142m} Pm			67 μ s						(0.208–0.882)
¹⁴² Pm	141.9129		40.5 s	β^+ /86 /4.87 EC/20 /	3.8/	1+			ann.rad./ Nd k x-ray 0.6414 1.5758
¹⁴³ Pm	142.91094		265. d	EC/1.041 β^+ /< 6 $\times 10^{-6}$ /		5/2+	3.8		Nd k x-ray 0.7420
¹⁴⁴ Pm	143.91260		360. d	EC/2.332 β^+ /7 $\times 10^{-6}$ /		5-	1.7		Nd k x-ray 0.6180 0.6965
¹⁴⁵ Pm	144.91276		17.7 a	EC/0.163		5/2+	+3.8	+0.2	Nd k x-ray 0.0723
¹⁴⁶ Pm	145.91470		5.53 a	EC/63 /1.472 β^- /37 /1.542	0.795/	3-			Nd k x-ray 0.4538 0.7362 0.7474
¹⁴⁷ Pm	146.91515		2.623 a	β^- /0.224	0.224/	7/2+	+2.6	+0.6	0.1213 0.1974
^{148m} Pm			41.3 d	β^- /95 /2.6 I.T./5 /0.137	0.4/60 0.5/17	6-	1.8		0.5503/94. 0.6300/89. 0.7257/33
¹⁴⁸ Pm	147.91748		5.37 d	β^- /2.47	1.02/ 2.47/	1-	+2.0	~ +0.2	0.5503 0.9149 1.4651
¹⁴⁹ Pm	148.91834		2.212 d	β^- /1.071	0.78/9 1.072/90	7/2+	3.3		0.2859 0.5909 0.8594
¹⁵⁰ Pm	149.9210		2.68 h	β^- /3.45	1.6/ 2.3/ 1.8/	(1-)			0.3339/69. 1.1658/16. 1.3245/17. (0.25–2.9)

Elem. or Isot.	Natural Abundance (Atom %)	Atomic Mass or Weight	Half-Life/ Resonance Width (MeV)	Decay Mode/ Energy (/MeV)	Particle Energy/ Intensity (MeV/%)	Spin ($\hbar/2\pi$)	Nuclear Magnetic Mom. (nm)	Elect. Quadr. Mom. (b)	γ -Energy/ Intensity (MeV/%)
¹⁵¹ Pm		150.92122	1.183 d	β^- /1.187	0.84/	5/2+	+1.8	1.9	0.1677/8
									0.2751/7
									0.3401/22
^{152m2} Pm			15. m	β^- , I.T./		(>6)			(0.14–1.4)
^{152m1} Pm			7.5 m	β^- /		(4-)			0.1218
									0.2447
									0.3404
									1.0971
									1.4375
¹⁵² Pm		151.9235	4.1 m	β^- /3.5	3.5/20	1+			0.1218
					3.50/60				(0.12–2.1)
¹⁵³ Pm		152.9242	5.4 m	β^- /1.90	1.7/	(5/2-)			0.0910
									0.1198
									0.1273
^{154m} Pm			2.7 m	β^- /	2.0/				0.0820
									0.1848
									1.4403
¹⁵⁴ Pm		153.9265	1.7 m	β^- /4.1	1.9/				0.0820
									0.8396
									1.3940
									2.0589
									(0.08–2.8)
¹⁵⁵ Pm		154.92814	48. s	β^- /3.2		(5/2-)			(0.05–0.78)
¹⁵⁶ Pm		155.93112	26.7 s	β^- /5.16					
¹⁵⁷ Pm		156.93312	10.9 s	β^- /4.6					
¹⁵⁸ Pm		157.9366	5. s	β^- /6.3					
¹⁵⁹ Pm		158.9393	1.5 s						(0.072–0.261)
¹⁶⁰ Pm		159.943	> 0.3 μ s						
¹⁶¹ Pm		160.946	> 0.3 μ s						
¹⁶² Pm		161.950	> 0.3 μ s						
¹⁶³ Pm		162.954	> 0.3 μ s						
⁶² Sm		150.36(2)							
¹²⁹ Sm		128.955	~ 0.55 s	β^+ , p					
¹³⁰ Sm		129.949				0+			
¹³¹ Sm		130.946	1.2 s	β^+ , EC/					ann.rad./
¹³² Sm		131.941	4.0 s	β^+		0+			
¹³³ Sm		132.939	2.9 s	β^+ , EC/~ 8.4		5/2+			ann.rad./
									0.3696
									0.0845
¹³⁴ Sm		133.934	11. s	β^+ , EC/5.		0+			ann.rad./
¹³⁵ Sm		134.933	10. s	β^+ , EC/7.		7/2+			ann.rad./
^{136m} Sm			15. μ s			(8-)			0.466
¹³⁶ Sm		135.9283	42. s	β^+ , EC/4.5		0+			ann.rad./
¹³⁷ Sm		136.9270	45. s	β^+ , EC/6.1					ann.rad./
¹³⁸ Sm		137.9232	3.0 m	β^+ , EC/3.9		0+			ann.rad./
									0.0536
									0.0747
^{139m} Sm			10. s	I.T./94 /0.457		(11/2-)	1.1		Sm k x-ray
				β^+ /6 /	4.7				0.1118
									0.1553
									0.1901
									0.2673
¹³⁹ Sm		138.9223	2.6 m	β^+ /75 /5.5	4.1/	½+	-0.53		Pm k x-ray
				EC/25 /					0.3678
									0.4028

Elem. or Isot.	Natural Abundance (Atom %)	Atomic Mass or Weight	Half-Life/ Resonance Width (MeV)	Decay Mode/ Energy (/MeV)	Particle Energy/ Intensity (MeV/%)	Spin ($\hbar/2\pi$)	Nuclear Magnetic Mom. (nm)	Elect. Quadr. Mom. (b)	γ -Energy/ Intensity (MeV/%)
¹⁴⁰ Sm		139.9190	14.8 m	β^+ , EC/3.4	1.9/	0+			(0.27–2.4) ann.rad./ Pm k x-ray 0.1396 0.2255 (0.07–1.7)
^{141m} Sm			22.6 m	β^+ /32 / EC/68 / I.T./0.3 /0.1758	1.6/ 2.19/	11/2-	–0.84	+1.6	ann.rad./ Pm k x-ray 0.1966 0.4318 0.7774
¹⁴¹ Sm		140.91848	10.2 m	β^+ /52 /4.54 EC/48 /	3.2/	$\frac{1}{2}^+$	–0.74		ann.rad./ Pm k x-ray 0.4382
¹⁴² Sm		141.91520	1.208 h	β^+ /6 /2.10 EC/94 /	1.0/	0+			ann.rad./ Pm k x-ray
^{143m} Sm			1.10 m	IT/99/0.7540		11/2-			Sm k x-ray 0.7540
¹⁴³ Sm		142.91464	8.83 m	β^+ /46 /3.443 EC/54 /	2.47/	3/2+	+1.01	+0.4	ann.rad./ Pm k x-ray 1.0565
¹⁴⁴ Sm	3.07(7)	143.91201				0+			
¹⁴⁵ Sm		144.91342	340. d	EC/0.617		7/2-	–1.12	–0.6	Pm k x-ray 0.0613 0.4924
¹⁴⁶ Sm		145.91305	$\sim 68. \times 10^8$ a	α /	2.50/	0+			
¹⁴⁷ Sm	14.99(18)	146.91490	1.06×10^{11} a	α /	2.23/	7/2-	–0.815	–0.26	
¹⁴⁸ Sm	11.24(10)	147.91483	7×10^{15} a	α /	1.96/	0+			
¹⁴⁹ Sm	13.82(7)	148.91719	10^{16} a	α /		7/2-	–0.672	+0.075	
¹⁵⁰ Sm	7.38(1)	149.91728				0+			
¹⁵¹ Sm		150.91994	96. a	β^- /0.0768	0.076/	5/2-	–0.363	+0.7	0.02154
¹⁵² Sm	26.75(16)	151.91974				0+			
¹⁵³ Sm		152.92210	1.930 d	β^- /0.808	0.64/ 0.69/	3/2+	–0.0216	+1.3	Eu k x-ray 0.0697/4.7 0.10318/28 0.075–0.714
¹⁵⁴ Sm	22.75(29)	153.92222				0+			
¹⁵⁵ Sm		154.92465	22.2 m	β^- /1.627	1.52	3/2-		1.1	Eu k x-ray 0.1043/75.
¹⁵⁶ Sm		155.9255	9.4 h	β^- /0.72	0.43/ 0.71/	0+			0.0872 0.1657 0.2038
¹⁵⁷ Sm		156.92842	8.0 m	β^- /2.7	2.4/	3/2-			Eu k x-ray 0.1964 0.1978 0.3942
¹⁵⁸ Sm		157.92995	5.5 m	β^- /2.0		0+			0.1894/100. 0.3636/82.
¹⁵⁹ Sm		158.93322	11.3 s	β^- /3.8					0.1898
¹⁶⁰ Sm		159.93534	9.6 s	β^- /3.6		0+			0.110
¹⁶¹ Sm		160.93916	~ 4.8 s						0.264
¹⁶² Sm		161.941	2.4 s			0+			(0.036–0.741)
¹⁶³ Sm		162.946	> 0.3 μ s						
¹⁶⁴ Sm		163.948	> 0.3 μ s			0+			
¹⁶⁵ Sm		164.953	> 0.3 μ s						

Elem. or Isot.	Natural Abundance (Atom %)	Atomic Mass or Weight	Half-Life/ Resonance Width (MeV)	Decay Mode/ Energy (/MeV)	Particle Energy/ Intensity (MeV/%)	Spin ($\hbar/2\pi$)	Nuclear Magnetic Mom. (nm)	Elect. Quadr. Mom. (b)	γ -Energy/ Intensity (MeV/%)
⁶³ Eu		151.964(1)							
¹³⁰ Eu		129.964	0.9 ms	p	1.027/				
¹³¹ Eu		130.958	~ 26. ms	β^+ , p	p/0.95				
¹³² Eu		131.955							
¹³³ Eu		132.949							
¹³⁴ Eu		133.946	0.5 s	EC, β^+					ann.rad./
¹³⁵ Eu		134.942	1.5 s	EC, β^+ /~ 8.7					ann.rad./
^{136m} Eu			~ 3.2 s			7+			0.255
¹³⁶ Eu		135.940	~ 3.9 s	EC, β^+ /10.		1+			ann.rad./
¹³⁷ Eu		136.935	11. s	EC/~ 7.5		11/2-			ann.rad./
¹³⁸ Eu		137.9337	12. s	EC, β^+ /~ 9.2		7+	5		ann.rad./
^{139m} Eu			10. μ s						0.026
¹³⁹ Eu		138.9298	18. s	EC, β^+ /6.7			6		ann.rad./
^{140m} Eu			0.125 s	EC, β^+					ann.rad./
¹⁴⁰ Eu		139.9281	1.51 s	EC, β^+ /8.4		1-	+1.37	+0.31	ann.rad./
^{141m} Eu			3.0 s	β^+ /58 /		11/2-			ann.rad./
				EC/9 /					Eu k x-ray
				I.T./33 /0.0964					(0.09–1.6)
¹⁴¹ Eu		140.9249	40. s	β^+ /81 /5.6		5/2+	+3.49	+0.85	ann.rad./
				EC/15 /					Sm k x-ray
									0.3845
									0.3940
^{142m} Eu			1.22 m	β^+ /83 /	4.8/	8-	+2.98	+1.4	ann.rad./
				EC/17 /					Sm k x-ray
									0.5566
									0.7680
									1.0233
¹⁴² Eu		141.9234	2.4 s	β^- /94/7.4	7.0/	1+	+1.54	+0.12	ann.rad./
				EC/6 /					0.7680
¹⁴³ Eu		142.9203	2.62 m	β^+ /72/5.17	4.1/	5/2+	+3.67	+0.51	ann.rad./
				EC/28/	5.1/				Sm k x-ray
									0.1107/7
									1.5368/3.
									1.9127/2.
¹⁴⁴ Eu		143.9188	10.2 s	β^+ /86 /6.33	5.31/	1+	+1.89	+0.10	ann.rad./
				EC/13 /					Sm k x-ray
									1.6601
¹⁴⁵ Eu		144.91627	5.93 d	β^+ /2 /2.660	0.79/	5/2+	+4.00	+0.29	ann.rad./
				EC/98 /1.71					Sm k x-ray
									0.6535
									0.8937
									1.6587
¹⁴⁶ Eu		145.91721	4.57 d	β^+ /5 /3.88	1.47/	4-	+1.42	–0.18	ann.rad./
				EC/95 /					Sm k x-ray
									0.6336
									0.6341
									0.7470
									(0.27–2.64)
¹⁴⁷ Eu		146.91675	24.4 d	EC/99. /1.722		5/2+	+3.73	+0.53	Sm k x-ray
				β^+ /0.4 /					0.12113/20.6
									0.19725/24.0
									(0.601–1.077)
¹⁴⁸ Eu		147.9181	54.5 d	EC/3.11	0.92	5-	+2.34	+0.35	Sm k x-ray
									0.5503/99.
									0.6299/71.

Elem. or Isot.	Natural Abundance (Atom %)	Atomic Mass or Weight	Half-Life/ Resonance Width (MeV)	Decay Mode/ Energy (/MeV)	Particle Energy/ Intensity (MeV/%)	Spin ($\hbar/2\pi$)	Nuclear Magnetic Mom. (nm)	Elect. Quadr. Mom. (b)	γ -Energy/ Intensity (MeV/%)
¹⁴⁹ Eu		148.91794	93.1 d	EC/0.692		5/2+	+3.57	+0.75	(0.067–2.17) Sm k x-ray 0.2770/4.1 0.3275/4.8
¹⁵⁰ Eu		149.91971	36. a	EC/2.26		5-	+2.71	+1.13	Sm k x-ray 0.3340 0.4394 0.5843 (0.25–1.8)
^{150m} Eu			12.8 h	β^- /92 / β^+ /0.4 / EC/8 /	1.013/ 1.24/	0-			Sm k x-ray 0.3339 0.4065
¹⁵¹ Eu	47.81(6)	150.91986	$\sim 5. \times 10^{18}$ a	α		5/2+	+3.472	+0.90	
^{152m2} Eu			1.60 h	I.T./0.1478		8-			Eu k x-ray 0.0898
^{152m1} Eu			9.30 h	β^- /72 / EC/28 /	1.85/ 0.89/	0-			Sm k x-ray 0.12178 0.84153 0.96334
¹⁵² Eu		151.92175	13.5 a	EC/72 /1.874 β^- /28 /1.818	0.69/ 1.47/	3-	–1.941	+2.71	Sm k x-ray Gd k x-ray 0.12178 0.34427 1.40802 (0.252–1.528)
¹⁵³ Eu	52.19(6)	152.92124	$> 5.5 \times 10^{17}$ a	α		5/2+	+1.533	+2.41	
^{154m} Eu			46.1 m	I.T./~ 0.16		8-			Eu k x-ray 0.0682 0.1009
¹⁵⁴ Eu		153.92299	8.59 a	β^- /99.9/1.969 EC/0.02/0.717	0.27/29 0.58/38 0.84/17 0.98/4 1.87/11	3-	-2.01	+2.8	Gd k x-ray 0.12299/40. 0.72331/20. 1.2745/36 (0.059–1.90)
¹⁵⁵ Eu		154.92290	4.76 a	β^- /0.252	0.15/	5/2+	+1.520	+2.50	Gd k x-ray 0.0865/30 0.1053/20
¹⁵⁶ Eu		155.92476	15.2 d	β^- /2.451	0.30/11 0.49/30 1.2/12 2.45/31	0+	≈ 1.1		0.08899/9. 0.64623/7. 0.723441/6. 0.8118/10.
¹⁵⁷ Eu		156.92543	15.13 h	β^- /1.36	0.98/ 1.30/41	5/2+	+1.50	+2.6	Gd k x-ray 0.0639/100. 0.3705/48. 0.4107/76.
¹⁵⁸ Eu		157.9278	45.9 m	β^- /3.5	2.5/	(1-)	+1.44	+0.7	0.0795 0.8976 0.9442 0.9771
¹⁵⁹ Eu		158.92910	18.1 m	β^- /2.51	2.4/ 2.57/	5/2+	+1.38	+2.7	0.0678 0.0786 0.0957
¹⁶⁰ Eu		159.9319	38. s	β^- /4.1	2.7/ 4.1/	(0-)			0.0753 0.1735 0.4131

Elem. or Isot.	Natural Abundance (Atom %)	Atomic Mass or Weight	Half-Life/ Resonance Width (MeV)	Decay Mode/ Energy (/MeV)	Particle Energy/ Intensity (MeV/%)	Spin (<i>h</i> /2π)	Nuclear Magnetic Mom. (nm)	Elect. Quadr. Mom. (b)	γ-Energy/ Intensity (MeV/%)
									0.5155
									0.8217
									0.9110
									0.9246
¹⁶¹ Eu		160.9337	27. s	β- /3.7					0.0719
¹⁶² Eu		161.9370	11. s	β- /5.6					
¹⁶³ Eu		162.9392	7.7 s						
¹⁶⁴ Eu		163.943	4.2 s						
¹⁶⁵ Eu		164.946	2.7 s						
¹⁶⁶ Eu		165.950	1.7 s						
¹⁶⁷ Eu		166.953	> 0.3 μs						
¹⁶⁸ Eu			> 0.3 μs						
⁶⁴ Gd		157.25(3)							
¹³⁵ Gd		134.952	1.1 s	β+					(0.163–0.360)
¹³⁶ Gd		135.947	> 0.2 μs			0+			
¹³⁷ Gd		136.945	7. s	EC, β+ /~ 8.8					ann.rad./
^{138m} Gd			6.2 μs						0.583
¹³⁸ Gd		137.940	~ 4.7 s	EC, β+		0+			0.0647
^{139m} Gd			~ 4.8 s						0.1216
¹³⁹ Gd		138.938	5. s	EC, β+ /~ 7.7					0.104–0.323
¹⁴⁰ Gd		139.9337	16. s	EC/4.8		0+			0.1748
^{141m} Gd			25. s	EC, β+ /		11/2-			ann.rad./
¹⁴¹ Gd		140.9321	21. s	β+ /7.3		½+			ann.rad./
¹⁴² Gd		141.9281	1.17 m	EC, β+ /4.2		0+			ann.rad./
^{143m} Gd			1.84 m	β+ /67 /		11/2-			ann.rad./
				EC/33 /					Eu k x-ray
				I.T./					0.1176
									0.2719
									0.5880
									0.6681
									0.7999
¹⁴³ Gd		142.927	39. s	β+ /82 /6.0		1/2+			ann.rad./
				EC/18 /					Eu k x-ray
									0.2048
									0.2588
¹⁴⁴ Gd		143.9230	4.5 m	β+ /45 /4.3	3.3/	0+			ann.rad./
				EC/55 /					Eu k x-ray
									0.3332
^{145m} Gd			1.44 m	I.T./95 /0.749		11/2-	-1.0		0.0273
				β+ /4 /5.7					0.3295
									0.3866
									0.7214
¹⁴⁵ Gd		144.9217	23.4 m	β+ /33 /5.05	2.5/	1/2+	-0.74		ann.rad./
				EC/67 /					Eu k x-ray
									1.7579
									1.8806
									(0.32–3.69)
¹⁴⁶ Gd		145.91832	48.3 d	EC/99.9 /1.03	0.35/	0+			Eu k x-ray
				β+ /0.2					0.1147
									0.1155
									0.1546
¹⁴⁷ Gd		146.91910	1.588 d	EC/99.8 /2.188	0.93/	7/2-	1.0		Eu k x-ray
				EC/0.2 /					0.2293
									0.3699
									0.3960

Elem. or Isot.	Natural Abundance (Atom %)	Atomic Mass or Weight	Half-Life/Resonance Width (MeV)	Decay Mode/Energy (/MeV)	Particle Energy/Intensity (MeV/%)	Spin (<i>h</i> /2π)	Nuclear Magnetic Mom. (nm)	Elect. Quadr. Mom. (b)	γ-Energy/Intensity (MeV/%)
0.9289 (0.1–1.8)									
¹⁴⁸ Gd		147.91812	71. a	α/3.27	3.1828/	0+			
¹⁴⁹ Gd		148.91935	9.3 d	EC/1.32		7/2-	0.9		Eu k x-ray
0.1496									
0.2985									
0.3465									
¹⁵⁰ Gd		149.91866	1.8 × 10 ⁶ a	α/2.80	2.73/	0+			
¹⁵¹ Gd		150.92036	124. d	EC/0.464		7/2-	0.8		Eu k x-ray
0.1536									
0.2432									
¹⁵² Gd	0.20(1)	151.91980				0+			
¹⁵³ Gd		152.92176	240. d	EC/0.485		3/2-	0.4		Eu k x-ray
0.09743									
0.10318									
¹⁵⁴ Gd	2.18(3)	153.92087				0+			
¹⁵⁵ Gd	14.80(12)	154.92263				3/2-	−0.258	+1.30	
¹⁵⁶ Gd	20.47(9)	155.92213				0+			
¹⁵⁷ Gd	15.65(2)	156.92397				3/2-	−0.340	+1.36	
¹⁵⁸ Gd	24.84(7)	157.92411				0+			
¹⁵⁹ Gd		158.92640	18.6 h	β−0.971	0.971/58	3/2-	−0.44		Tb k x-ray
0.913/29									
0.607/12									
0.058–0.855									
¹⁶⁰ Gd	21.86(19)	159.92706	> 1.9 × 10 ¹⁹ a	β-β-		0+			
¹⁶¹ Gd		160.92968	3.66 m	β- /1.956	1.56/85	5/2-			Tb k x-ray
0.1023									
0.3149									
0.3609									
¹⁶² Gd		161.93099	8.4 m	β- /1.39	1.0/	0+			0.4030
0.4421									
¹⁶³ Gd		162.9342	1.13 m	β- /3.1					0.2868
0.214									
1.685									
¹⁶⁴ Gd		163.936	45. s	β- /2.3		0+			
¹⁶⁵ Gd		164.939	10 s	β-					
¹⁶⁶ Gd		165.942	~ 4.8 s			0+			(0.040–1.015)
¹⁶⁷ Gd		166.945	> 0.3 μs						
¹⁶⁸ Gd		167.948	> 0.3 μs			0+			
¹⁶⁹ Gd		168.953	> 0.3 μs						
¹⁷⁰ Gd			> 0.3 μs						
⁶⁵ Tb		158.92535(2)							
¹³⁵ Tb		134.965	1.0 ms	p	p/1.179				
¹³⁸ Tb		137.953	> 0.2 μs						
¹³⁹ Tb		138.948	1.6 s						0.109
0.120									
¹⁴⁰ Tb		139.946	2.4 s	β+, EC/11					0.329
0.355–0.740									
¹⁴¹ Tb		140.941	3.5 s	β+, EC/~ 8.3					
^{142m2} Tb			25. μs			(8+)			0.037
^{142m} Tb			0.30 s	β+, EC/		4-			0.0682
¹⁴² Tb		141.939	0.60 s	β+, EC/10.		0+			
¹⁴³ Tb		142.9351	12. s	β+, EC/7.4		11/2-			
^{144m} Tb			4.1 s	IT		5-			
¹⁴⁴ Tb		143.9331	< 1.5 s	β+, EC/8.4		1+			
^{145m} Tb			30. s	β+, EC/~ 6.6		11/2-			ann.rad./

Elem. or Isot.	Natural Abundance (Atom %)	Atomic Mass or Weight	Half-Life/ Resonance Width (MeV)	Decay Mode/ Energy (/MeV)	Particle Energy/ Intensity (MeV/%)	Spin (<i>h</i> /2 <i>π</i>)	Nuclear Magnetic Mom. (nm)	Elect. Quadr. Mom. (b)	γ-Energy/ Intensity (MeV/%)
									0.2577
									0.5370
									0.9876
¹⁴⁵ Tb		144.929		β+, EC/6.5		½+			
^{146m2} Tb			1.2 ms						(0.157–0.417)
^{146m} Tb			23. s	β+ /76 /		(5-)			ann.rad./
				EC/24 /					Gd k x-ray
									1.0789
									1.5795
¹⁴⁶ Tb		145.9273	~ 8. s	β+ /8.1		1+			
^{147m} Tb			1.8 m	β+ /35 /		11/2-			ann.rad./
				EC/65 /					Gd k x-ray
									1.3977
									1.7978
¹⁴⁷ Tb		146.9241	1.6 h	β+ /42 /4.61		5/2+	+1.70		ann.rad./
				EC/58 /					Gd k x-ray
									0.6944
									1.1522
									(0.120–3.318)
^{148m} Tb			2.3 m	β+ /25 /		9+			ann.rad./
				EC/75 /					Gd k x-ray
									0.3945
									0.6319
									0.7845
									0.8824
¹⁴⁸ Tb		147.9243	1.00 h	β+, EC/5.69		2-	−1.75	−0.3	ann.rad./
									Gd k x-ray
									0.4888
									0.7845
									(0.14–3.8)
^{149m} Tb			4.16 m	EC/88 /		11/2-			ann.rad./
				β+ /12 /					Gd k x-ray
									0.1650
									0.7960
¹⁴⁹ Tb		148.92325	4.13 h	β+ /4 /3.636	1.8/	½+	+1.35		Gd k x-ray
				α/16/	3.97/				0.1650
									0.3522
									0.3886
									(0.1–3.2)
^{150m} Tb			6.0 m	β+ /17 /					ann.rad./
				EC/83 /					Gd k x-ray
									0.4384
									0.6380
									0.6504
									0.8275
¹⁵⁰ Tb		149.9237	3.3 h	β+, EC/4.66		2-	−0.90		ann.rad./
									0.4963
									0.6380
									(0.3–4.29)
^{151m} Tb			25. s	I.T./95 /		11/2-			0.0229
				β+, EC/7 /					0.0495
									0.3797
									0.8305
¹⁵¹ Tb		150.92311	17.61 h	β+ /1 /2.565	0.70/	1/2(+)	+0.92		Gd k x-ray
				EC/99 /					0.1083

Elem. or Isot.	Natural Abundance (Atom %)	Atomic Mass or Weight	Half-Life/ Resonance Width (MeV)	Decay Mode/ Energy (/MeV)	Particle Energy/ Intensity (MeV/%)	Spin ($\hbar/2\pi$)	Nuclear Magnetic Mom. (nm)	Elect. Quadr. Mom. (b)	γ -Energy/ Intensity (MeV/%)
									0.2517
									0.2870
									(0.1–1.8)
^{152m} Tb			4.3 m	I.T./79 /0.5018		(8+)			Tb k x-ray
				EC/21 /4.35					Gd k x-ray
									0.2833
									0.3443
									0.4111
¹⁵² Tb		151.9241	17.5 h	β^+ /20 /3.99	2.5/	2-	−0.58	+0.3	ann.rad./
				EC/80 /	2.8/				Gd k x-ray
									0.3443
									(0.2–2.88)
¹⁵³ Tb		152.92344	2.34 d	EC/1.570		5/2+	+3.44	+1.1	Gd k x-ray
									0.2119
									(0.05–1.1)
^{154m2} Tb			23.1 h	EC/98 /		(7-)	0.9		Gd k x-ray
				I.T./2 /					0.1231
									0.2479
									0.3467
									1.4199
^{154m1} Tb			10.0 h	β^+ /78 /		(3-)	+1.7	+3.	Gd k x-ray
				I.T./22 /					0.1231
									0.2479
									0.5401
									(0.12–2.57)
¹⁵⁴ Tb		153.9247	21.5 h	EC/99 /3.56	1.86/	0-			Gd k x-ray
				β^+ /1 /	2.45				0.1231
									1.2744
									2.1872
									(0.12–3.14)
¹⁵⁵ Tb		154.9235	5.3 d	EC/0.82		3/2+	+2.01	+1.41	Gd k x-ray
									0.08654
									0.10530
^{156m2} Tb			1.02 d	I.T./		(7-)			Tb k x-ray
									0.0496
^{156m1} Tb			5.3 h	I.T./0.0884		(0+)			Tb k x-ray
									0.0884
¹⁵⁶ Tb		155.92476	5.3 d	EC/2.444		3-	~ 1.7	+2.	Gd k x-ray
									0.08896
									0.19921
									0.53435
									1.22245
¹⁵⁷ Tb		156.92403	1.1×10^2 a	EC/0.0601		3/2+	+2.01	+1.4	Gd k x-ray
									0.0545
^{158m} Tb			10.5 s	I.T./0.11		0-			Gd k x-ray
									0.0110
¹⁵⁸ Tb		157.92542	1.8×10^2 a	EC/80 /1.220		3-	+1.76	+2.7	Gd k x-ray
				β^- /20 /0.937					0.0795
									0.9442
									0.9621
¹⁵⁹ Tb	100.	158.92535				3/2+	+2.014	+1.43	
¹⁶⁰ Tb		159.92716	72.3 d	β^- /1.835	0.57/47	3-	+1.79	3.8	Dy k x-ray
					0.86/27				0.08678
									0.29857
									0.87936

Elem. or Isot.	Natural Abundance (Atom %)	Atomic Mass or Weight	Half-Life/ Resonance Width (MeV)	Decay Mode/ Energy (/MeV)	Particle Energy/ Intensity (MeV/%)	Spin ($\hbar/2\pi$)	Nuclear Magnetic Mom. (nm)	Elect. Quadr. Mom. (b)	γ -Energy/ Intensity (MeV/%)
¹⁶¹ Tb		160.92758	6.91 d	β^- /0.593	0.46/23	3/2+	2.2	+1.2	0.96615 Dy k x-ray
					0.52/66				0.02565
					0.6/10				0.04892
									0.07458
¹⁶² Tb		161.9295	7.6 m	β^- /2.51	1.4	(1/2-)			Dy k x-ray
									0.2600
									0.8075
									0.8882
¹⁶³ Tb		162.93066	19.5 m	β^- /1.785	0.80/	3/2+			Dy k x-ray
									0.3511
									0.3897
									0.4945
¹⁶⁴ Tb		163.933	3.0 m	β^- /3.9	1.7/	(5+)			Dy k x-ray
									0.1689
									0.2157
									0.6110
									0.6885
									0.7548
¹⁶⁵ Tb		164.935	2.1 m	β^- /3.0		3/2+			0.5389
									1.1785
									1.2920
									1.6648
¹⁶⁶ Tb		165.9379	26 s	β^- /					
¹⁶⁷ Tb		166.940	19 s						0.057
									0.070
¹⁶⁸ Tb		167.943	8 s						(0.075–0.227)
¹⁶⁹ Tb		168.946	> 0.3 μ s						
¹⁷⁰ Tb		169.950	> 0.3 μ s						
¹⁷¹ Tb		170.953	> 0.3 μ s						
¹⁷² Tb			> 0.3 μ s						
⁶⁶ Dy		162.500(1)							
¹³⁹ Dy		138.960	0.6 s	β^+ , p					
^{140m} Dy			6. μ s						0.574
¹⁴⁰ Dy		139.954				0+			
¹⁴¹ Dy		140.951	0.9 s	EC, β^+ /9.					
¹⁴² Dy		141.946	2.3 s	EC, β^+ /7.1		0+			
¹⁴³ Dy		142.9440	3.9 s	EC, β^+ /~ 8.8					
¹⁴⁴ Dy		143.93927	9.1 s	EC, β^+ /~ 6.2		0+			
^{145m} Dy		144.9365	14. s	EC, β^+		11/2-			
^{146m} Dy			0.15 s	I.T.		10+			
¹⁴⁶ Dy		145.93285	30. s	EC, β^+ /5.2		0+			
^{147m} Dy			56. s	I.T./40 /		(11/2-)	-0.66	+0.7	Dy k x-ray
				β^+ , EC/60 /					0.072
									0.6787
¹⁴⁷ Dy		146.9311	75. s	EC, β^+ /6.37		½+	-0.92		ann.rad./
									0.1007
									0.2534
									0.3653
¹⁴⁸ Dy		147.9272	3.1 m	β^+ /4 /2.68	1.2/	0+			ann.rad./
				EC/96 /					Tb k x-ray
									0.6202
¹⁴⁹ Dy		148.9273	4.2 m	β^+ , EC/3.81		(7/2-)	-0.12	-0.62	ann.rad./
									0.1008
									0.1063

Elem. or Isot.	Natural Abundance (Atom %)	Atomic Mass or Weight	Half-Life/Resonance Width (MeV)	Decay Mode/ Energy (/MeV)	Particle Energy/ Intensity (MeV/%)	Spin ($\hbar/2\pi$)	Nuclear Magnetic Mom. (nm)	Elect. Quadr. Mom. (b)	γ -Energy/ Intensity (MeV/%)
									0.2534
									0.6536
									0.7894
									1.7765
									1.8062
¹⁵⁰ Dy		149.92559	7.18 m	β^+ , EC/67 /1.79		0+			Tb k x-ray
				α /33 /	4.233/				0.3967
¹⁵¹ Dy		150.92619	17. m	β^+ /5 /2.871		7/2(-)	-0.95	-0.30	Tb k x-ray
				EC/89 /					0.1764
				α /6 /	4.067/				0.3030
									0.3861
									0.5463
									(0.16–2.09)
¹⁵² Dy		151.92473	2.37 h	EC/0.60		0+			Tb k x-ray
				α /	3.63/				0.2569
¹⁵³ Dy		152.92577	6.3 h	β^+ /1 /2.171	0.89/	7/2(-)	-0.78	~-0.15	Tb k x-ray
				EC/99 /					0.0807
				α /0.01 /	3.46/				0.0997
									0.2137
									(0.08–1.66)
¹⁵⁴ Dy		153.92443	3. $\times 10^6$ a	α /2.95	2.87/	0+			
¹⁵⁵ Dy		154.9258	9.9 h	β^+ /2 /2.095	0.845/	3/2-	-0.385	+1.04	Tb k x-ray
				EC/98 /					0.0655
									0.2269
¹⁵⁶ Dy	0.056(3)	155.92428	> 6.1 $\times 10^{14}$ a	EC-EC		0+			
¹⁵⁷ Dy		156.92547	8.1 h	EC/1.34		3/2-	-0.301	+1.30	Tb k x-ray
									(0.061–1.319)
¹⁵⁸ Dy	0.095(3)	157.92442	> 1. $\times 10^{15}$ a	EC-EC		0+			
¹⁵⁹ Dy		158.92575	144. d	EC/0.366		3/2-	-0.354	+1.37	Tb k x-ray
									0.3262
¹⁶⁰ Dy	2.329(18)	159.92520				0+			
¹⁶¹ Dy	18.889(42)	160.92694				5/2+	-0.480	+2.51	
¹⁶² Dy	25.475(36)	161.92681				0+			
¹⁶³ Dy	24.896(42)	162.92874				5/2-	+0.673	+2.65	
¹⁶⁴ Dy	28.260(54)	163.92918				0+			
^{165m} Dy			1.26 m	I.T./98 /0.108		1/2-			Dy k x-ray
				β^- /2 /					0.1082
									0.5155
¹⁶⁵ Dy		164.93171	2.33 h	β^- /1.286	1.29/	7/2+	-0.52	-3.5	Ho k x-ray
									0.09468/3.8
¹⁶⁶ Dy		165.93281	3.400 d	β^- /0.486	0.40/	0+			Ho k x-ray
									0.0282
									0.0825
¹⁶⁷ Dy		166.9357	6.2 m	β^- /~ 2.35	1.78	(1/2-)			Ho k x-ray
									0.2593
									0.3103
									0.5697
									(0.06–1.4)
¹⁶⁸ Dy		167.937	8.5 m	β^- /1.6		0+			Ho k x-ray
									0.1925
									0.4867
¹⁶⁹ Dy		168.940	~ 39. s	β^- /3.2					
¹⁷⁰ Dy		169.942	> 0.3 μ s			0+			
¹⁷¹ Dy		170.946	> 0.3 μ s						
¹⁷² Dy		171.948	> 0.3 μ s			0+			

Elem. or Isot.	Natural Abundance (Atom %)	Atomic Mass or Weight	Half-Life/ Resonance Width (MeV)	Decay Mode/ Energy (/MeV)	Particle Energy/ Intensity (MeV/%)	Spin ($\hbar/2\pi$)	Nuclear Magnetic Mom. (nm)	Elect. Quadr. Mom. (b)	γ -Energy/ Intensity (MeV/%)
¹⁷³ Dy		172.953	> 0.3 μ s						
¹⁷⁴ Dy			> 0.3 μ s						
⁶⁷Ho		164.93033(2)							
¹⁴⁰ Ho		139.969	6 ms	p/	p/1.09				
^{141m} Ho			8 μ s	p/	p/1.23				
¹⁴¹ Ho		140.963	4.1 ms	β^+ , p	p/1.17/99.3				
					p/0.97/0.7				
¹⁴² Ho		141.960	0.4 s	EC/ β^+ , p					0.307
¹⁴³ Ho		142.955	> 0.2 μ s						
¹⁴⁴ Ho		143.9521	0.7 s	β^+ , EC/12					
¹⁴⁵ Ho		144.94727	2.4 s	β^+					
¹⁴⁶ Ho		145.94499	3.3 s	β^+ , EC/10.7		(10+)			ann.rad./
¹⁴⁷ Ho		146.94014	5.8 s	β^+ , EC/8.2		11/2-			ann.rad./
^{148m2} Ho			2.6 μ s						(0.033–0.373)
^{148m} Ho			9.6 s	β^+ , EC/		4-			ann.rad./
¹⁴⁸ Ho		147.9377	2. s	β^+ , EC/9.4		1+			ann.rad./
									0.6615
									1.6883
^{149m} Ho			21. s	β^+ , EC/		11/2-			ann.rad./
									1.0733
									1.0911
¹⁴⁹ Ho		148.9338	> 30. s	β^+ , EC/6.01		1/2+			
^{150m} Ho			25. s	β^+ , EC/		(9+)			ann.rad./
									0.3939
									0.5511
									0.6534
									0.8034
¹⁵⁰ Ho		149.9335	1.3 m	β^+ , EC/6.6					ann.rad./
									0.5913
									0.6534
									0.8034
^{151m} Ho			47. s	β^+ , EC/87 /		(1/2+)			ann.rad./
				α /13	4.605/				0.2102
									0.4889
									0.6948
									0.7762
¹⁵¹ Ho		150.9317	35.2 s	β^+ , EC/80/5.13		(11/2-)			ann.rad./
				α /20 /	4.519/				0.3522
									0.5274
									0.9676
									1.0471
^{152m} Ho			50. s	β^+ , EC/90/		9+	+5.9	-1.3	ann.rad./
				α /10/	4.453/				0.4929
									0.6138
									0.6474
									0.6835
¹⁵² Ho		151.9317	2.4 m	β^+ , EC/88/6.47		(3+)	-1.02	$\sim +0.1$	ann.rad./
				α /12/	4.387/				0.6140
									0.6476
^{153m} Ho			9.3 m	β^+ , EC/99+/4.12		5/2	+1.19		ann.rad./
				α /	4.01/				0.0905
									0.1089
									0.1618
									0.2302
									0.2707

Elem. or Isot.	Natural Abundance (Atom %)	Atomic Mass or Weight	Half-Life/ Resonance Width (MeV)	Decay Mode/ Energy (/MeV)	Particle Energy/ Intensity (MeV/%)	Spin (<i>h</i> /2 π)	Nuclear Magnetic Mom. (nm)	Elect. Quadr. Mom. (b)	γ -Energy/ Intensity (MeV/%)
									0.3659
									0.4565
¹⁵³ Ho		152.93020	2.0 m	β^+ , EC/99+/4.13		11/2-	+6.8	−1.1	ann.rad./
				α /	3.91/				0.2958
									0.3346
									0.4381
									0.6383
^{154m} Ho			3.3 m	β^+ , EC/		8+	5.7	−1.0	ann.rad./
									0.3346
									0.4124
									0.4771
¹⁵⁴ Ho		153.9306	12. m	β^+ , EC/5.75		2-	−0.64	+0.2	ann.rad./
									Dy k x-ray
									0.3346
									0.5700
									0.8734
¹⁵⁵ Ho		154.9291	48. m	β^+ /6/3.10		5/2+	+3.51	+1.5	ann.rad./
				EC/94 /					Dy k x-ray
									0.0474
									0.1363
									0.3254
									(0.06–2.24)
^{156m} Ho			5.8 m	I.T./0.0352			+2.99	+2.3	ann.rad./
				β^+ /25 /	1.8/				Dy k x-ray
				EC/75 /	2.9/				0.1378
									0.2666
									(0.28–2.9)
¹⁵⁶ Ho		155.9298	56. m	β^+ , EC/4.4		4 -			ann.rad./
									0.1378
									0.2665
¹⁵⁷ Ho		156.9283	12.6 m	β^+ /5/2.54	1.18/	7/2-	+4.35	+3.0	ann.rad./
				EC/95/					Dy k x-ray
									0.2800
									0.3411
^{158m2} Ho			28. m	I.T./44/		2-	+2.44	+1.6	ann.rad./
				EC/56/					Dy k x-ray
									0.0989
									0.2182
^{158m1} Ho			21. m	β^+ , EC/		(9+)			ann.rad./
									0.0981
									0.1664
									0.2182
									0.3205
									0.4062
									0.9774
									1.0532
									0.4846
¹⁵⁸ Ho		157.9289	11.3 m	β^+ /8/4.24	1.30/	5+	+3.77	+4.1	ann.rad./
				EC/92/					Dy k x-ray
									0.0989
									0.2182
									0.9488
^{159m} Ho			8.3 s	IT/0.206		1/2+			Ho k x-ray
									0.1660
									0.2059

Elem. or Isot.	Natural Abundance (Atom %)	Atomic Mass or Weight	Half-Life/ Resonance Width (MeV)	Decay Mode/ Energy (/MeV)	Particle Energy/ Intensity (MeV/%)	Spin (<i>h</i> /2 <i>π</i>)	Nuclear Magnetic Mom. (nm)	Elect. Quadr. Mom. (b)	γ-Energy/ Intensity (MeV/%)
¹⁵⁹ Ho		158.92772	33.0 m	EC/1.838		7/2-	+4.28	+3.2	Dy k x-ray 0.1210 0.1320 0.2529 0.3096 (0.06–1.2)
^{160m2} Ho			3. s			1+			
^{160m} Ho			5.0 h	IT/67/0.060 EC/33/3.35		2-	+2.52	+1.8	0.0868 0.1970 0.6464 0.7281 0.8791 0.9619 0.9658
¹⁶⁰ Ho		159.9287	25.6 m	β+, EC/3.29	0.57/	5+	+3.71	+4.0	See Ho[166m] 0.7282 0.8794
^{161m} Ho			6.8 s	IT/0.211					Ho k x-ray 0.2112
¹⁶¹ Ho		160.92786	2.48 h	EC/0.859		7/2-	+4.25	+3.2	Dy k x-ray 0.0256 0.0592 0.0774 0.1031
^{162m} Ho			1.12 h	IT/61/ EC/39/		6-	+3.60	+4.	Dy k x-ray Ho k x-ray 0.0807 0.1850 0.2828 0.9372 1.2200
¹⁶² Ho		161.92910	15. m	EC/96 /0.295 β+ /4 /		1+			Dy k x-ray 0.0807 1.3196 1.3728
^{163m} Ho			1.09 s	I.T./0.298		(1/2+)			Ho k x-ray 0.2798
¹⁶³ Ho		162.92874	4.57 × 10 ³ a	EC/0.00258		7/2-	+4.23	+3.6	Dy M x-rays
^{164m} Ho			36.4 m	I.T./0.140		6-			Ho k x-ray 0.0373 0.0566 0.0940
¹⁶⁴ Ho		163.93024	29. m	EC/58 /0.987 β- /42 /0.963		1+			Dy k x-ray 0.0734 0.0914
^{165m} Ho			1.5 μs			(3/2+)	+2.9		
¹⁶⁵ Ho	100.	164.93033				7/2-	+4.17	+3.6	
^{166m} Ho			1.13 × 10 ³ a	β- /		7-	3.6	~ −3.	Er k x-ray 0.18407 0.71169 0.81031
¹⁶⁶ Ho		165.93229	1.117 d	β- /1.855	1.776/48 1.855/51	0-			Er k x-ray 0.08057 1.37943
¹⁶⁷ Ho		166.93314	3.1 h	β- /1.007	0.31/43	(7/2-)			Er k x-ray

Elem. or Isot.	Natural Abundance (Atom %)	Atomic Mass or Weight	Half-Life/ Resonance Width (MeV)	Decay Mode/ Energy (/MeV)	Particle Energy/ Intensity (MeV/%)	Spin ($\hbar/2\pi$)	Nuclear Magnetic Mom. (nm)	Elect. Quadr. Mom. (b)	γ -Energy/ Intensity (MeV/%)
					0.61/21				0.0793
					0.96/15				0.0835
					0.97/15				0.2379
									0.3213
									0.3465
^{168m} Ho			2.2 m	I.T./					
¹⁶⁸ Ho		167.9355	3.0 m	β^- /2.91	2.0/	3+			Er k \times -ray
									0.7413
									0.8159
									0.8211
									(0.08–2.34)
¹⁶⁹ Ho		168.9369	4.7 m	β^- /2.12	1.2/	(7/2-)			
					2.0/				0.1496
									0.7610
									0.7784
									0.7884
									0.8529
^{170m} Ho			43. s	β^- /		1+			0.0787
									0.8123
									1.8940
									1.9726
¹⁷⁰ Ho		169.9396	2.8 m	β^- /3.87		6+			Er k \times -ray
									0.1816
									0.2582
									0.8902
									0.9321
									0.9414
									1.1387
¹⁷¹ Ho		170.941	53 s	β^- /					
¹⁷² Ho		171.945	25. s	β^- /					Er k \times -ray
									(0.077–1.186)
¹⁷³ Ho		172.947	> 0.3 μ s						
¹⁷⁴ Ho		173.951	> 0.3 μ s						
¹⁷⁵ Ho		174.954	> 0.3 μ s						
¹⁷⁶ Ho			> 0.3 μ s						
⁶⁸ Er		167.259(3)							
¹⁴⁴ Er		143.961	> 0.2 μ s			0+			
^{145m} Er			1.0 s						0.067
¹⁴⁵ Er		144.958	0.9 s	β^+					0.049
¹⁴⁶ Er		145.95242	\sim 1.7 s	β^+		0+			
^{147m} Er			25. s						0.683
¹⁴⁷ Er		146.9500	2.5 s	E.C, β^+ / \sim 9.1					
¹⁴⁸ Er		147.9447	4.5 s	β^+ , EC/6.8		0+			
^{149m} Er			10. s	IT		11/2-			
¹⁴⁹ Er		148.9423	10.7 s	EC β^+ /8.1		$\frac{1}{2}^+$			
¹⁵⁰ Er		149.9379	18. s	β^+ /36 /4.11		0+			ann.rad./
				EC/64 /					Ho k \times -ray
									0.4758
¹⁵¹ Er		150.9374	23. s	β^+ , EC/5.2		7/2-			ann.rad./
¹⁵² Er		151.9351	10.2 s	β^+ , EC/10/3.11		0+			ann.rad./
				α /90/	4.804/				
¹⁵³ Er		152.9351	37.1 s	α /	4.674		-0.934	-0.42	0.351
				β^+ , EC/47/4.56	4.35/				(0.0945–1.70)
¹⁵⁴ Er		153.93279	3.7 m	β^+ , EC/99+/2.03		0+			ann.rad./
				α /0.5/	4.166/				

Elem. or Isot.	Natural Abundance (Atom %)	Atomic Mass or Weight	Half-Life/ Resonance Width (MeV)	Decay Mode/ Energy (/MeV)	Particle Energy/ Intensity (MeV/%)	Spin (<i>h</i> /2 <i>π</i>)	Nuclear Magnetic Mom. (nm)	Elect. Quadr. Mom. (b)	γ-Energy/ Intensity (MeV/%)
¹⁵⁵ Er		154.93322	5.3 m	β+, EC/47/3.84		(7/2-)	-0.669	-0.27	ann.rad./ Ho k x-ray 0.1101 0.2415
				EC/53 /					
¹⁵⁶ Er		155.9311	20. m	β+, EC/1.7		0+			ann.rad./ 0.0298 0.0352 0.0522 0.1336
¹⁵⁷ Er		156.9319	25. m	β+, EC/3.5		3/2-	-0.412	+0.92	ann.rad./ 0.117 0.385 1.320 1.660 1.820 2.000
¹⁵⁸ Er		157.9299	2.2 h	EC/99.5 /1.78	0.74/	0+			Ho k x-ray 0.0719 0.2486 0.3868
				β+ /0.5 /					
¹⁵⁹ Er		158.93069	36. m	β+ /7 /2.769		3/2-	-0.304	+1.17	ann.rad./ Ho k x-ray 0.6245 0.6493 (0.07-2.5)
				EC/93 /					
¹⁶⁰ Er		159.9291	1.191 d	EC/0.33		0+			Ho k x-ray (0.05-0.96)
¹⁶¹ Er		160.9300	3.21 h	EC/2.00		3/2-	-0.37	+1.36	Ho k x-ray 0.8265 (0.07-1.74)
¹⁶² Er	0.139(5)	161.92879				0+			
¹⁶³ Er		162.93004	1.25 h	EC/1.210		5/2-	+0.557	+2.55	Ho k x-ray 0.4361 0.4399 1.1135
¹⁶⁴ Er	1.601(3)	163.92921				0+			
¹⁶⁵ Er		164.93073	10.36 h	EC/0.376		5/2-	+0.643	+2.71	Ho k x-ray
¹⁶⁶ Er	33.503(36)	165.9303				0+			
^{167m} Er			2.27 s	I.T./0.208		½-			Er k x-ray 0.2078
¹⁶⁷ Er	22.869(9)	166.93205				7/2+	-0.5639	+3.57	
¹⁶⁸ Er	26.978(18)	167.93238				0+			
¹⁶⁹ Er		168.93460	9.40 d	β- /0.351	0.35/~ 100	½-	+0.485		Tm k x-ray 0.1098 0.1182
¹⁷⁰ Er	14.910(36)	169.93547				0+			
¹⁷¹ Er		170.93804	7.52 h	β- /1.491		5/2-	0.66	2.9	Tm k x-ray 0.11160 0.29591 0.30832 (0.08-1.4)
¹⁷² Er		171.93936	2.05 d	β- /0.891	0.28/48 0.36/46	0+			Tm k x-ray 0.0597 0.4073 0.6101

Elem. or Isot.	Natural Abundance (Atom %)	Atomic Mass or Weight	Half-Life/ Resonance Width (MeV)	Decay Mode/ Energy (/MeV)	Particle Energy/ Intensity (MeV/%)	Spin ($\hbar/2\pi$)	Nuclear Magnetic Mom. (nm)	Elect. Quadr. Mom. (b)	γ -Energy/ Intensity (MeV/%)
¹⁷³ Er		172.942	1.4 m	β^- /2.6		(7/2-)			Tm k x-ray 0.1928 0.1992 0.8952
¹⁷⁴ Er		173.944	3.1 m	β^- /1.8		0+			Tm k x-ray (0.100–0.152)
¹⁷⁵ Er		174.948	1.2 m	β^-					(0.0765–1.17)
¹⁷⁶ Er		175.950	> 0.3 μ s			0+			
¹⁷⁷ Er		176.954	> 0.3 μ s						
¹⁷⁸ Er			> 0.3 μ s						
⁶⁹Tm		168.93422(2)							
¹⁴⁴ Tm		143.976	~ 1.9 μ s	p	1.70, 1.43				
¹⁴⁵ Tm		144.970	3.1 μ s	p// ~ 10	1.73/91 1.40/~9.6				
^{146m} Tm			0.198 s	β^+ , p	p/1.12/99 p/0.89/~1				
¹⁴⁶ Tm		145.967	73 ms	β^+ /14. p	p/1.19/68 p/1.01/~18 p/0.94/~14				
^{147m} Tm			0.4 ms	β^+ , p	p/1.115				
¹⁴⁷ Tm		146.961	0.56 s	EC, β^+ /85 p/15/	~ 10.7 1.052/				
^{148m} Tm		147.958	0.7 s	β^+ , EC/12.					ann.rad./
¹⁴⁸ Tm									
¹⁴⁹ Tm		148.953	0.9 s	β^+ , EC/~ 9.2		11/2-			
^{150m} Tm			5.2 ms						(0.017–0.340)
¹⁵⁰ Tm		149.950	2.3 s	β^+ , EC/~ 11.5		6-			(0.101–2.177)
¹⁵¹ Tm		150.9455	4. s	β^+ , EC/7.5					ann.rad./
^{152m} Tm			8. s	β^+ , EC/		9+			
¹⁵² Tm		151.9444	5. s	β^+ , EC/8.8					ann.rad./
¹⁵³ Tm		152.9420	1.6 s	β^+ , EC/10 /6.46 α /90 /	(11/2-) 6.9 5.109/		6.9	~ +0.5	ann.rad./
^{154m} Tm			3.3 s	β^+ , EC/15 / α /	α /5.031/100 4.84/0.24	(9+)	+5.9	~ –0.2	ann.rad./ 0.4605–0.796
¹⁵⁴ Tm		153.9416	8.1 s	β^+ , EC/56 /7.4 α /44 /	α /4.956/100 4.83/0.45	(2-)	–1.14	~ +0.4	ann.rad./
¹⁵⁵ Tm		154.9392	30. s	β^+ , EC/5.58 α /					0.0315 0.0638 0.0881 0.2268 0.5320 0.6067
^{156m} Tm			19. s	α /	4.46/				
¹⁵⁶ Tm		155.9390	1.40 m	β^+ , EC/7.6 α /		2-	+0.40	–0.5	ann.rad./ 0.3446 0.4529 0.5860
¹⁵⁷ Tm		156.9369	3.6 m	β^+ , EC/4.5 α /	2.6 3.97/	$\frac{1}{2}+$	+0.48		ann.rad./ 0.1104 0.3484 0.3855 0.4550 (0.1–1.58)
¹⁵⁸ Tm		157.9370	4.0 m	β^+ , EC/74 /6.5 EC/26 /		2-	+0.04	+0.7	ann.rad./ Er k x-ray

Elem. or Isot.	Natural Abundance (Atom %)	Atomic Mass or Weight	Half-Life/ Resonance Width (MeV)	Decay Mode/ Energy (/MeV)	Particle Energy/ Intensity (MeV/%)	Spin ($\hbar/2\pi$)	Nuclear Magnetic Mom. (nm)	Elect. Quadr. Mom. (b)	γ -Energy/ Intensity (MeV/%)
									0.1921
									0.3351
									0.6280
									1.1498
									(0.18–2.81)
¹⁵⁹ Tm		158.9350	9.1 m	β^+ /23 /3.9 EC/77 /		5/2+	+3.42	+1.9	ann.rad./ Er k x-ray
									0.0591
									0.0848
									0.2713
									(0.05–1.27)
^{160m} Tm			1.24 m	IT		(5)			
¹⁶⁰ Tm		159.9353	9.4 m	β^+ /15 /5.9 EC/85 /		1-	+0.16	+0.58	ann.rad./ Er k x-ray
									0.1264
									0.2642
									0.7285
									0.8544
									0.8614
									1.3685
¹⁶¹ Tm		160.9336	31. m	β^+ , EC/3.2		7/2+	+2.40	+2.9	ann.rad./ Er k x-ray
									0.0595
									0.0844
									1.6481
									(0.04–2.15)
^{162m} Tm			24. s	I.T./90 / β^+ , EC/10 /		5+			Tm k x-ray Er k x-ray
									0.0669
									0.8115
									0.9003
¹⁶² Tm		161.9340	21.7 m	β^+ /8 /4.81 EC/92 /		1-	+0.07	+0.69	ann.rad./ Er k x-ray
									0.1020
									0.7987
									(0.1–3.75)
¹⁶³ Tm		162.93266	1.81 h	EC/98 /2.439 β^+ /1 /		$\frac{1}{2}^+$	–0.082		Er k x-ray
									0.0692
									0.1043
									0.2414
^{164m} Tm			5.1 m	I.T./80 / β^+ , EC/20 /		6-			0.0914 0.1394
									0.2081
									0.2405
									0.3149
¹⁶⁴ Tm		163.9335	2.0 m	β^+ /36 /3.96 EC/64 /	2.94/	1+	+2.38	+0.71	ann.rad./ Er k x-ray
									0.0914
¹⁶⁵ Tm		164.93244	1.253 d	EC/1.593		$\frac{1}{2}^+$	–0.139		Er k x-ray
									0.0472
									0.0544
									0.29728
									0.80636
¹⁶⁶ Tm		165.9336	7.70 h	EC/98 /3.04 β^+ /2 /		2+	+0.092	+2.14	Er k x-ray
									0.0806

Elem. or Isot.	Natural Abundance (Atom %)	Atomic Mass or Weight	Half-Life/ Resonance Width (MeV)	Decay Mode/ Energy (/MeV)	Particle Energy/ Intensity (MeV/%)	Spin (<i>h</i> /2π)	Nuclear Magnetic Mom. (nm)	Elect. Quadr. Mom. (b)	γ-Energy/ Intensity (MeV/%)
									0.1844
									0.7789
									1.2734
									2.0524
¹⁶⁷ Tm		166.93286	9.24 d	EC/0.748		½+	−0.197		Er k x-ray
									0.0571
									0.20778
¹⁶⁸ Tm		167.93418	93.1 d	EC/1.679		3+	+0.23	+3.2	Er k x-ray
									0.19825
									0.4475
									0.81595
¹⁶⁹ Tm	100	168.93422				½+	−0.231	−1.2	
¹⁷⁰ Tm		169.93581	128.6 d	β- /99.8/0.968 EC/0.2 /0.314	0.883/24 0.968/76	1-	+0.246	+0.74	Yb k x-ray
									0.08425
¹⁷¹ Tm		170.93643	1.92 a	β- /0.096	0.03/2 0.096/98	½+	−0.228		0.06674
¹⁷² Tm		171.93841	2.65 d	β- /1.88	1.79/36 1.88/29	2-			Yb k x-ray
									0.07879
									1.38722
									1.46601
									1.52982
									1.60861
¹⁷³ Tm		172.93961	8.2 h	β- /1.298	0.80/21 0.86/71	½+			Yb k x-ray
									0.3988
									0.4613
^{174m} Tm			2.29 s						
¹⁷⁴ Tm		173.9422	5.4 m	β- /3.08	0.70/14 1.20/83	(4-)			Yb k x-ray
									0.07664
									0.17669
									0.27332
									0.3666
									0.99205
									(0.08–1.6)
¹⁷⁵ Tm		174.9438	15.2 m	β- /2.39	0.9/36 1.9/23	(1/2+)			Yb k x-ray
									0.36396
									0.51487
									0.94125
									0.98247
¹⁷⁶ Tm		175.947	1.9 m	β- /4.2	2.0/ 1.2/	(4+)			Yb k x-ray
									0.1898
									0.3819
									1.0691
¹⁷⁷ Tm		176.949	1.4 m	β-		(7/2-)			
¹⁷⁸ Tm		177.953	> 0.3 μs						
¹⁷⁹ Tm		178.955	> 0.3 μs						
¹⁸⁰ Tm			> 0.3 μs						
¹⁸¹ Tm			> 0.3 μs						
⁷⁰ Yb		173.054(5)							
¹⁴⁸ Yb		147.968				0+			
¹⁴⁹ Yb		148.964	0.7 s	β+, p	p/2.5–6.4/				0.647
¹⁵⁰ Yb		149.959	> 0.2 μs			0+			
¹⁵¹ Yb		150.955	1.6 s	β+ /8.5		(1/2+)			
¹⁵² Yb		151.950	3.2 s	β+, EC/5.5		0+			
¹⁵³ Yb		152.949	4. s	β+, EC/6.7					
¹⁵⁴ Yb		153.9464	0.40 s	β+, EC/7 /4.49		0+			ann.rad./

Elem. or Isot.	Natural Abundance (Atom %)	Atomic Mass or Weight	Half-Life/ Resonance Width (MeV)	Decay Mode/ Energy (/MeV)	Particle Energy/ Intensity (MeV/%)	Spin (<i>h</i> /2π)	Nuclear Magnetic Mom. (nm)	Elect. Quadr. Mom. (b)	γ-Energy/ Intensity (MeV/%)
				α/93 /	5.32/				
¹⁵⁵ Yb		154.9458	1.7 s	β+, EC/16 /6.0		(7/2-)	−0.91	−0.5	ann.rad./
				α/84 /	5.19/				
¹⁵⁶ Yb		155.9428	26. s	β+, EC/21/3.57		0+			ann.rad./
				α/79 /	4.69/				
¹⁵⁷ Yb		156.9426	39. s	β+, EC/99+/5.5		7/2-	−0.64		ann.rad./
				α/0.5/	4.69/				0.231
									(0.035–0.670)
¹⁵⁸ Yb		157.9399	1.5 m	β+, EC/1.9		0+			ann.rad./
									0.0741
									0.2526
¹⁵⁹ Yb		158.9401	1.4 m	EC, β+ /5.1		5/2-	−0.37	−0.22	Tm k x-ray
									0.1661
									0.1772
									0.3297
									0.3903
¹⁶⁰ Yb		159.9376	4.8 m	β+, EC/2.0		0+			ann.rad./
									0.1404
									0.1737
									0.2158
¹⁶¹ Yb		160.9379	4.2 m	β+, EC/3.9		3/2-	−0.33	+1.03	ann.rad./
									Tm k x-ray
									0.0782
									0.5999
									0.6315
¹⁶² Yb		161.9358	18.9 m	β+, EC/1.7		0+			ann.rad./
									Tm k x-ray
									0.1188
									0.1635
¹⁶³ Yb		162.9363	11.1 m	β+ /26 /3.4	1.4/	3/2-	−0.37	+1.24	ann.rad./
									Tm k x-ray
									0.0636
									0.8603
									(0.06–1.9)
¹⁶⁴ Yb		163.9345	1.26 h	EC/1.0		0+			Tm k x-ray
									0.0914
									0.6752
¹⁶⁵ Yb		164.9352	9.9 m	β+ /10 /2.76	1.58/	5/2-	+0.48	+2.48	ann.rad./
				EC/90 /					Tm k x-ray
									0.0801
									1.0903
¹⁶⁶ Yb		165.93388	2.363 d	EC/0.30		0+			Tm k x-ray
									0.0828
									0.1844
									0.7789
									1.2734
									2.0524
¹⁶⁷ Yb		166.93495	17.5 m	β+ /0.5 /1.954	0.639/	5/2-	+0.62	+2.70	Tm k x-ray
				EC/99.5 /					0.06296
									0.10616
									0.11337
									0.17633
¹⁶⁸ Yb	0.123(3)	167.93389				0+			
^{169m} Yb			46. s	I.T./0.0242		1/2-	+0.51		Yb L x-ray
									0.0242

Elem. or Isot.	Natural Abundance (Atom %)	Atomic Mass or Weight	Half-Life/ Resonance Width (MeV)	Decay Mode/ Energy (/MeV)	Particle Energy/ Intensity (MeV/%)	Spin (<i>h</i> /2π)	Nuclear Magnetic Mom. (nm)	Elect. Quadr. Mom. (b)	γ-Energy/ Intensity (MeV/%)
¹⁶⁹ Yb		168.93518	32.02 d	EC/0.909		7/2+	−0.63	+3.5	0.1979/35.9
									0.3078/10.05
									0.0207−0.261
¹⁷⁰ Yb	2.982(39)	169.93477				0+			
¹⁷¹ Yb	14.09(14)	170.93633				1/2-	+0.49367		
¹⁷² Yb	21.68(13)	171.93639				0+			
¹⁷³ Yb	16.103(63)	172.93822				5/2-	−0.67989	+2.80	
¹⁷⁴ Yb	32.026(80)	173.93887				0+			
¹⁷⁵ Yb		174.94128	4.19 d	β- /0.470	0.466/73	7/2-	+0.77	+3.5	Lu k x-ray
					0.071/21				0.3963/13
					0.353/6.2				(0.114−0.28)
^{176m} Yb			11.4 s	I.T./1.051		(8-)	−0.15	+5.3	Yb k x-ray
									0.0961
									0.1901
									0.2929
									0.3897
¹⁷⁶ Yb	12.996(83)	175.94258	10 ²⁶ a	β-β-		0+	+0.15		
^{177m} Yb			6.41 s	I.T./0.3315		1/2-			Yb k x-ray
									0.1131
									0.2084
¹⁷⁷ Yb		176.94527	1.9 h	β- /1.399	1.40	9/2+	−0.70	+4.0	Lu k x-ray
									0.1504
¹⁷⁸ Yb		177.9467	1.23 h	β- /0.65	0.25/	0+			0.1415
									0.3246
									0.3516
									0.3815
									0.6125
¹⁷⁹ Yb		178.950	8. m	β- /2.4		(1/2-)			
¹⁸⁰ Yb		179.952	2. m	β-		0+			0.1028−0.442
¹⁸¹ Yb		180.956	> 0.3 μs						
¹⁸² Yb			> 0.3 μs						
¹⁸³ Yb			> 0.3 μs						
¹⁸⁴ Yb			> 0.3 μs						
¹⁸⁵ Yb			> 0.3 μs						
⁷¹ Lu		174.9668(1)							
^{150m} Lu			0.045 ms	p/1.29					
¹⁵⁰ Lu		149.974	43. ms	p					
^{151m} Lu			16 μs	p/1.31		(3/2+)			
¹⁵¹ Lu		150.968	0.08 s	p/1.231		(11/2-)			
¹⁵² Lu		151.964	0.7 s						
¹⁵³ Lu		152.959	0.9 s			11/2-			
¹⁵⁴ Lu		153.957	1.0 s	β+, EC/10.8					
^{155m} Lu			2.6 ms	α/7.41		(25/2-)			
¹⁵⁵ Lu		154.9543	0.07 s	EC/8.0		(11/2-)			
				α/	5.66/90				
^{156m} Lu			0.20 s	α/	5.57/	9+			
¹⁵⁶ Lu		155.9530	~ 0.5 s	β+, EC/9.5		2-			ann.rad./
				α/	5.45/				
^{157m} Lu			~ 9.6 s	α	4.925/				
¹⁵⁷ Lu		156.9501	4.8 s	β+, EC/94 /6.93					ann.rad./
				α/	5.00/				
¹⁵⁸ Lu		157.9493	10.4 s	β+, EC/99 /8.0		2-			ann.rad./
				α/	4.67/				0.3682
									0.4770
¹⁵⁹ Lu		158.9466	12.3 s	β+, EC/6.0					ann.rad./

Elem. or Isot.	Natural Abundance (Atom %)	Atomic Mass or Weight	Half-Life/ Resonance Width (MeV)	Decay Mode/ Energy (/MeV)	Particle Energy/ Intensity (MeV/%)	Spin ($\hbar/2\pi$)	Nuclear Magnetic Mom. (nm)	Elect. Quadr. Mom. (b)	γ -Energy/ Intensity (MeV/%)
									0.1505
									0.1875
									0.3693
¹⁶⁰ Lu		159.9460	36.1 s	β^+ , EC/7.3					ann.rad./
									0.2434
									0.3957
									0.5773
¹⁶¹ Lu		160.9436	1.2 m	β^+ , EC/5.3		1/2+	+0.223		ann.rad./
									0.0437
									0.0671
									0.1003
									0.1108
									0.1562
									0.2562
^{162m} Lu			~ 1.5 m	EC/		4-			
¹⁶² Lu		161.9433	1.37 m	β^+ , EC/6.9		1-	+0.055	+0.52	ann.rad./
									0.1666
									0.6314
¹⁶³ Lu		162.9412	4.1 m	β^+ , EC/4.6		1/2(+)	+0.077		ann.rad./
									0.0539
									0.0581
									0.1504
									0.1631
									0.3717
¹⁶⁴ Lu		163.9413	3.14 m	β^+ , EC/6.3	1.6/ 3.8/	1-	+0.059	+0.61	0.1238
									0.2621
									0.7404
									0.8639
									0.8804
¹⁶⁵ Lu		164.9394	10.7 m	β^+ , EC/3.9	2.06/	1/2+	-0.0245		ann.rad./
									0.1206
									0.1324
									0.1742
									0.2036
									(0.04-2.0)
^{166m2} Lu			2.1 m	β^+ /35 / EC/65 /		0-			ann.rad./
									Yb k x-ray
									1.0673
									1.2566
									2.0986
^{166m1} Lu			1.4 m	β^+ , EC/58 / I.T./42 /0.0344		3(-)	+0.189	+2.72	ann.rad./
									0.1024
									0.2281
									0.2861
									0.8119
									0.8301
¹⁶⁶ Lu		165.9399	2.8 m	β^+ /25 /5.5 EC/75 /		6-	+2.91	+4.33	ann.rad./
									Yb k x-ray
									0.1024
									0.2281
									0.3375
									0.3679
¹⁶⁷ Lu		166.9383	52. m	β^+ /2 /3.1 EC/98 /	2.1/	7/2+	+2.325	+3.28	Yb k x-ray
									0.0297
									0.2392

Elem. or Isot.	Natural Abundance (Atom %)	Atomic Mass or Weight	Half-Life/ Resonance Width (MeV)	Decay Mode/ Energy (/MeV)	Particle Energy/ Intensity (MeV/%)	Spin ($\hbar/2\pi$)	Nuclear Magnetic Mom. (nm)	Elect. Quadr. Mom. (b)	γ -Energy/ Intensity (MeV/%)
^{168m} Lu			6.7 m	β^+ /12 / EC/88 / IT/<0.8		3+	+1.221	+2.43	(0.03–2.0) ann.rad./ Yb k x-ray 0.1988/190 0.8960/100 0.9792/128 0.018–2.65
¹⁶⁸ Lu		167.9387	5.5 m	β^+ /6 /4.5 EC/94 /	1.2/	6(-)	+3.02	+4.8	ann.rad./ Yb k x-ray 0.1114 0.1124 0.2286 0.3483 1.4836
^{169m} Lu			2.7 m	I.T./0.0290		1/2-			Lu L x-ray 0.0290
¹⁶⁹ Lu		168.93764	1.419 d	EC/2.293	1.271/	7/2+	2.30	3.5	Yb k x-ray 0.19121 0.9606 (0.08–2.1)
^{170m} Lu			0.7 s	I.T./0.0929		4-			Lu L x-ray 0.04449 0.0484
¹⁷⁰ Lu		169.9385	2.01 d	EC/3.46	2.44/	0+			Yb k x-ray 0.58711 0.5908 1.28029 (0.1–3.38)
^{171m} Lu			1.31 m	I.T./0.0711		1/2-	+0.59		Lu k x-ray 0.07119
¹⁷¹ Lu		170.93792	8.24 d	EC/1.479	0.362/	7/2+	+2.293	+3.48	Yb k x-ray 0.01939 0.66744 (0.02–1.3)
^{172m} Lu			3.7 m	I.T./0.0419		1-	+1.98	+0.76	Lu L x-rays 0.04186
¹⁷² Lu		171.93909	6.64 d	EC/2.519		4-	2.90	+3.80	Yb k x-ray 0.18156 1.09367 (0.07–2.2)
¹⁷³ Lu		172.93893	1.37 a	EC/0.671		7/2+	+2.281	+3.53	Yb k x-ray 0.07860 0.27198
^{174m} Lu			142. d	IT/99.3/ EC/0.7 /	0.17086	(6)-	+1.49	+4.80	Lu k x-ray 0.067055
¹⁷⁴ Lu		173.94034	3.3 a	EC/1.374		(1)-	+1.988	+0.773	Yb k x-ray 0.07664 1.2419
¹⁷⁵ Lu	97.401(13)	174.94078				7/2+	+2.232	+3.49	
^{176m} Lu			3.66 h	β^- /1.315	1.229/ 1.317/	1-	+0.318	–1.47	Hf k x-ray 0.088372
¹⁷⁶ Lu	2.599(13)	175.94269	3.73×10^{10} a	β^- /1.192 β^+ / < 0.9 EC/<0.36		7-	+3.169	+4.92	Hf k x-ray 0.20187 0.30691
^{177m2} Lu			6. m	β^-		39/2-			0.089

Elem. or Isot.	Natural Abundance (Atom %)	Atomic Mass or Weight	Half-Life/ Resonance Width (MeV)	Decay Mode/ Energy (/MeV)	Particle Energy/ Intensity (MeV/%)	Spin (<i>h</i> /2 <i>π</i>)	Nuclear Magnetic Mom. (nm)	Elect. Quadr. Mom. (b)	γ-Energy/ Intensity (MeV/%)
^{177m} Lu			160.7 d	IT/22/0.9702		23/2-	+2.32	+5.7	Lu k x-ray
				β- /78					Hf k x-ray
									0.11295/22.7
									0.20836/61.0
									0.37850/29.9
									0.41853/21.4
									(0.072–0.466)
¹⁷⁷ Lu		176.94376	6.65 d	β- /0.498	0.497/78.4	7/2+	+2.238	+3.39	0.11295/0.062
					0.177/11.7				0.20836/0.104
					0.385/9.9				
					0.249/0.002				
^{178m} Lu			23.1 m	β- /		(9-)	+4.83	+5.39	0.2166
									0.3317
¹⁷⁸ Lu		177.94596	28.5 m	β- /2.099	2.03/	1(+)	-1.38	+0.71	Hf k x-ray
									0.0932
									1.3099
									1.3408
									(0.09–1.7)
¹⁷⁹ Lu		178.94733	4.6 h	β- /1.405	1.35/	7/2+	+2.38	+3.32	0.2143
									0.3377
¹⁸⁰ Lu		179.9499	5.7 m	β- /3.1	1.49/				0.40795/50.
									(0.07–1.9)
¹⁸¹ Lu		180.952	3.5 m	β- /2.5		(7/2+)			0.0458
									0.2059
									0.5749
¹⁸² Lu		181.955	2.0 m	β- /~ 4.1					0.0978
									0.7208
									0.8182
¹⁸³ Lu		182.957	58. s	β- /		7/2+			
¹⁸⁴ Lu		183.961	20 s	β-					
¹⁸⁵ Lu		184.964	> 0.3 μs						
¹⁸⁶ Lu			> 0.3 μs						
¹⁸⁷ Lu			> 0.3 μs						
¹⁸⁸ Lu			> 0.3 μs						
⁷² Hf		178.49(2)							
¹⁵³ Hf		152.971	> 0.2 μs						
¹⁵⁴ Hf		153.965	2. s	EC, β+ /~ 6.7		0+			
¹⁵⁵ Hf		154.963	0.9 s	EC, β+ /8.					
¹⁵⁶ Hf		155.959	25. ms	α/		0+			
¹⁵⁷ Hf		156.958	0.11 s	α/					
¹⁵⁸ Hf		157.9548	2.9 s	EC/54 /5.1		0+			
				α/46 /	5.27/				
¹⁵⁹ Hf		158.9540	5.6 s	β+, EC/88 /6.9					ann.rad./
				α/12 /	5.09/				
¹⁶⁰ Hf		159.9507	~ 12. s	β+, EC/97 /4.9		0+			ann.rad./
				α/4.78					
¹⁶¹ Hf		160.9503	17. s	α/	4.60/				
¹⁶² Hf		161.9472	38. s	β+, EC/3.7		0+			ann.rad./
									0.1739
									0.1963
									0.4101
¹⁶³ Hf		162.9471	40. s	β+, EC/5.5					ann.rad./
									0.0454
									0.0621
									0.0710

Elem. or Isot.	Natural Abundance (Atom %)	Atomic Mass or Weight	Half-Life/ Resonance Width (MeV)	Decay Mode/ Energy (/MeV)	Particle Energy/ Intensity (MeV/%)	Spin (<i>h</i> /2π)	Nuclear Magnetic Mom. (nm)	Elect. Quadr. Mom. (b)	γ-Energy/ Intensity (MeV/%)
0.6882									
¹⁶⁴ Hf		163.9444	2.8 m	EC, β+ /3.0		0+			
¹⁶⁵ Hf		164.9446	1.32 m	EC/4.6		11/2-			
¹⁶⁶ Hf		165.9422	6.8 m	EC/93 /2.3		0+			ann.rad./
β+ /7 /									Lu k x-ray
0.0788									
¹⁶⁷ Hf		166.9426	2.0 m	β+ /40 /4.0		(5/2-)			ann.rad./
EC/60 /									Lu k x-ray
0.1754									
0.3152									
¹⁶⁸ Hf		167.9406	25.9 m	β+, EC/1.8		0+			ann.rad./
									(0.014–1.311)
¹⁶⁹ Hf		168.9413	3.25 m	EC/85 /3.3		(5/2-)			ann.rad./
β+ /15 /									Lu k x-ray
0.3695									
0.4929									
¹⁷⁰ Hf		169.9396	16.0 h	EC/1.1		0+			Lu k x-ray
0.0985									
0.1202									
0.1647									
0.5729									
0.6207									
^{171m} Hf			30. s			(1/2-)	+0.53		
¹⁷¹ Hf		170.9405	12.2 h	EC, β+ /2.4		7/2+	−0.67	+3.46	ann.rad./
									Lu k x-ray
0.1221									
0.6620									
1.0714									
¹⁷² Hf		171.9395	1.87 a	EC/0.35		0+			Lu k x-ray
0.02399									
0.12582									
(0.082–0.123)									
¹⁷³ Hf		172.9405	23.6 h	EC/1.6		½-	+0.50		Lu k x-ray
0.12367									
0.13963									
0.29697									
0.31124									
(0.1–2.1)									
¹⁷⁴ Hf	0.16(1)	173.94005	2.0 × 10 ¹⁵ a			0+			
¹⁷⁵ Hf		174.94151	70.7 d	EC/0.686		5/2-	−0.68	+2.72	Lu k x-ray
									0.08936
									0.34340
¹⁷⁶ Hf	5.26(7)	175.94141				0+			
^{177m2} Hf			51.4 m	I.T./2.740		37/2-			Hf k x-ray
0.2140									
0.2951									
0.3115									
0.3267									
^{177m1} Hf			1.1 s	I.T./		23/2+			Hf k x-ray
0.20836									
0.22847									
0.37851									
¹⁷⁷ Hf	18.60(9)	176.94323				7/2-	+0.794	+0.337	
^{178m2} Hf			31. a	I.T./		16+	+8.16	+6.0	Hf k x-ray
0.32555									

Elem. or Isot.	Natural Abundance (Atom %)	Atomic Mass or Weight	Half-Life/ Resonance Width (MeV)	Decay Mode/ Energy (/MeV)	Particle Energy/ Intensity (MeV/%)	Spin (<i>h</i> /2π)	Nuclear Magnetic Mom. (nm)	Elect. Quadr. Mom. (b)	γ-Energy/ Intensity (MeV/%)
									0.42635
									0.089–0.574
^{178m1} Hf			4.0 s	I.T./		8-	3		Hf k x-ray
									0.21342
									0.32555
									0.42635
¹⁷⁸ Hf	27.28(7)	177.94371				0+			
^{179m2} Hf			25.1 d	I.T./1.1057		25/2-	7.4		Hf k x-ray
									0.1227
									0.1461
									0.3626
									0.4537
^{179m1} Hf			18.7 s	I.T./0.375		½-			Hf k x-ray
									0.1607
									0.2141
¹⁷⁹ Hf	13.62(2)	178.94582				9/2+	–0.641	+3.86	
^{180m} Hf			5.54 h	I.T./1.1416		8-	+9.	+4.6	Hf k x-ray
									0.2152
									0.3323
									0.4432
¹⁸⁰ Hf	35.08(16)	179.94656				0+			
^{181m} Hf			1.5 ms	/1.738		25/2-			
¹⁸¹ Hf		180.94911	42.4 d	β- /1.027	0.408/	1/2-			Ta k x-ray
									0.13294/36.6
									0.48200/67.7
									0.3459/13.5
^{182m} Hf			62. m	β- /54 /1.60	0.49/43	8-			Hf k x-ray
				IT/46 /1.173	0.95/10				0.0509
									0.2244
									0.3441
									0.4558
									0.5066
									0.9428
¹⁸² Hf		181.95056	8.9 × 10 ⁶ a	β- /0.37		0+			Ta k x-ray
									0.2704/79
									(0.098–0.270)
¹⁸³ Hf		182.9535	1.07 h	β- /2.01	1.18/68	3/2-			Ta k x-ray
					1.54/25				0.0732
									0.4591
									0.7837
¹⁸⁴ Hf		183.9555	4.1 h	β- /1.34	0.74/38	0+			Ta k x-ray
					0.85/16				0.0414
					1.10/46				0.1391
									0.3449
¹⁸⁵ Hf		184.9589	~ 3.5 m	β- /					0.165
¹⁸⁶ Hf		185.9609	~ 2.6 m			0+			0.738
¹⁸⁷ Hf		186.965	> 0.3 μs						
¹⁸⁸ Hf		187.967	> 0.3 μs			0+			
¹⁸⁹ Hf		188.971	> 0.3 μs						
¹⁹⁰ Hf			> 0.3 μs						
⁷³ Ta		180.94788(2)							
¹⁵⁵ Ta		154.974	3. ms	p/1.44					
¹⁵⁶ Ta		155.972	0.11 s	β+ /~ 11.6	/29				
				p/	1.01/71				
¹⁵⁷ Ta		156.968	10 ms	α/	6.117				

Elem. or Isot.	Natural Abundance (Atom %)	Atomic Mass or Weight	Half-Life/ Resonance Width (MeV)	Decay Mode/ Energy (/MeV)	Particle Energy/ Intensity (MeV/%)	Spin ($\hbar/2\pi$)	Nuclear Magnetic Mom. (nm)	Elect. Quadr. Mom. (b)	γ -Energy/ Intensity (MeV/%)
¹⁵⁸ Ta		157.967	37. ms	p/ α /	0.927/3.4 6.05/100				
					5.97/100				
¹⁵⁹ Ta		158.9630	0.6 s	β^+ , EC/20 /8.5 α /80 /	α /5.52/34 5.60/55				ann.rad./
¹⁶⁰ Ta		159.9615	1.4 s	β^+ , EC/10.1 α	5.41/				ann.rad./
¹⁶¹ Ta		160.9585	3.16 s	β^+ , EC/7.5 α /	5.15				ann.rad./
¹⁶² Ta		161.9573	4. s	EC/8.6					
¹⁶³ Ta		162.9543	10.6 s	EC/6.8					
¹⁶⁴ Ta		163.9535	14.2 s	β^+ /8.5 α /		3+			ann.rad./ 0.2110 0.3768
¹⁶⁵ Ta		164.9508	31. s	EC β^+ /5.9					
¹⁶⁶ Ta		165.9505	34. s	β^+ /82 /7.7 EC/18 /					ann.rad./ Hf k x-ray 0.1587 0.3117 0.8101
¹⁶⁷ Ta		166.9481	1.4 m	β^+ , EC/5.6					ann.rad./
¹⁶⁸ Ta		167.9481	2.4 m	β^+ /77 /6.7 EC/23 /		3+			ann.rad./ Hf k x-ray 0.1241 0.2619 0.7518 (0.307–1.985)
¹⁶⁹ Ta		168.9460	4.9 m	β^+ , EC/4.4					ann.rad./ 0.0288 0.1535 0.1924
¹⁷⁰ Ta		169.9462	6.8 m	β^+ /70 /6.0 EC/35 /		(3+)			ann.rad./ Hf k x-ray 0.1008 0.2212
¹⁷¹ Ta		170.9445	23.3 m	β^+ , EC/3.7		(5/2-)			0.0496 0.5018 0.5064 (0.05–1.02)
¹⁷² Ta		171.9449	36.8 m	β^+ /25 /4.9 EC/75 /		(3-)			ann.rad./ Hf k x-ray 0.21396 1.10923 (0.09 –3.8)
¹⁷³ Ta		172.9438	3.6 h	β^+ /24 /3.7 EC/76 /		(5/2-)	1.70	–1.9	ann.rad./ Hf k x-ray 0.06972 0.17219 (0.06 –2.7)
¹⁷⁴ Ta		173.9445	1.12 h	β^+ /27 /3.8 EC/73 /		(3+)			ann.rad./ Hf k x-ray 0.09089 0.20638 (0.09–3.64)
¹⁷⁵ Ta		174.9437	10.5 h	EC/2.0		7/2+	2.27	+3.6	Hf k x-ray

Elem. or Isot.	Natural Abundance (Atom %)	Atomic Mass or Weight	Half-Life/ Resonance Width (MeV)	Decay Mode/ Energy (/MeV)	Particle Energy/ Intensity (MeV/%)	Spin (<i>h</i> /2 <i>π</i>)	Nuclear Magnetic Mom. (nm)	Elect. Quadr. Mom. (b)	γ-Energy/ Intensity (MeV/%)
									0.2077
									0.2671
									0.3487
¹⁷⁶ Ta		175.9449	8.1 h	EC/3.1		1-			Hf k x-ray
									0.08837
									1.15735
¹⁷⁷ Ta		176.94448	2.356 d	EC/1.166		7/2+	2.25		Hf k x-ray
									0.11295
									(0.07–1.06)
^{178m} Ta			2.4 h	EC/		(7-)			Hf k x-ray
									0.08886
									0.21342
									0.32555
									0.42635
¹⁷⁸ Ta		177.9457	9.29 m	EC/99 /1.9		1+	+2.74	+0.65	ann.rad./
				β+ /1 /					Hf k x-ray
									0.09316
¹⁷⁹ Ta		178.94594	1.8 a	EC/0.110		7/2+	+2.29	3.37	Hf k x-ray
^{180m} Ta	0.01201(32)		3.65 × 10 ¹⁶ a			(9-)	+4.82	+4.95	
			4.5 × 10 ¹⁶ a	β-					
			> 2.0 × 10 ¹⁶ a	EC					
¹⁸⁰ Ta		179.94746	8.15 h	EC/87 /0.854		1+			Hf k x-ray
				β- /13 /0.708	0.61/3				W k x-ray
					0.71/10				0.09333
									0.10340
¹⁸¹ Ta	99.98799(32)	180.94800				7/2+	+2.370	+3.3	
^{182m} Ta			15.8 m	I.T./0.5198		10-			Ta k x-ray
									0.14678
									0.17157
¹⁸² Ta		181.95015	114.43 d	β- /1.814	0.25/30	3-	+3.02	+2.6	W k x-ray
					0.44/20				1.12127/100
					0.52/40				1.22138/79
									0.085–1.289
¹⁸³ Ta		182.95137	5.1 d	β- /1.070	0.45/5	7/2+	+2.36		W k x-ray
					0.62/91				0.0847
									0.0991
									0.1079
									0.2461
									0.3540
¹⁸⁴ Ta		183.9540	8.7 h	β- /2.87	1.11/15	(5-)			W k x-ray
					1.17/81				0.2528/44.
									0.4140/74.
									(0.09–1.4)
^{185m} Ta			17 ms						0.280
¹⁸⁵ Ta		184.9556	49. m	β- /1.99	1.21/5	(7/2+)			W k x-ray
					1.77/81				0.0697
									0.1739
									0.1776
¹⁸⁶ Ta		185.959	10.5 m	β- /3.9	2.2/	(3-)			W k x-ray
									0.1979
									0.2149
									0.5106
									(0.09–1.5)
¹⁸⁷ Ta		186.960	> 0.3 μs						
^{188m} Ta			20 s						(0.143–0.434)

Elem. or Isot.	Natural Abundance (Atom %)	Atomic Mass or Weight	Half-Life/ Resonance Width (MeV)	Decay Mode/ Energy (/MeV)	Particle Energy/ Intensity (MeV/%)	Spin ($\hbar/2\pi$)	Nuclear Magnetic Mom. (nm)	Elect. Quadr. Mom. (b)	γ -Energy/ Intensity (MeV/%)
¹⁸⁸ Ta		187.964	~ 4.4 μ s						0.292
¹⁸⁹ Ta		188.966	1.3 μ s						
¹⁹⁰ Ta		189.969	5. s						(0.207–0.357)
¹⁹¹ Ta		190.972	> 0.3 μ s						
¹⁹² Ta		191.975	2. s						0.219
¹⁹³ Ta			> 0.3 μ s						
¹⁹⁴ Ta			> 0.3 μ s						
⁷⁴ W		183.84(1)							
¹⁵⁷ W		156.979	0.28 s			(7/2-)			
^{158m} W			0.14 ms	α	8.28(3)/				
¹⁵⁸ W		157.975	1.3 ms	α /	6.433/96	0+			
¹⁵⁹ W		158.973	7. ms	α /					
¹⁶⁰ W		159.968	0.08 s	α /	5.92/	0+			
¹⁶¹ W		160.967	0.41 s	β +, EC/18 /8.1					
				α /82 /	5.78/				
¹⁶² W		161.9635	1.39 s	β +, EC/54 /5.8		0+			
				α /46 /	5.54/				
¹⁶³ W		162.9625	2.7 s	β +, EC/59 /7.5					
				α /41 /	5.38/				
¹⁶⁴ W		163.9590	6. s	β +, EC/97 /5.0		0+			ann.rad./
				α /3 /	5.15/				
¹⁶⁵ W		164.9583	5.1 s	β +, EC/99 /7.0					ann.rad./
				α /1 /	4.91/				
¹⁶⁶ W		165.9550	16. s	β +, EC/99 /4.2		0+			ann.rad./
				α /1 /	4.74/				
¹⁶⁷ W		166.9548	20. s	EC/5.6					
¹⁶⁸ W		167.9518	53. s	EC/3.8		0+			ann.rad./
				α /10 ⁻⁵ /	4.40(1)				Ta k x-ray
									0.1755
									(0.037–0.573)
¹⁶⁹ W		168.9518	1.3 m	EC/5.4					ann.rad./
									Ta k x-ray
									0.123
									(0.097–0.699)
¹⁷⁰ W		169.9492	2.4 m	EC/2.2		0+			ann.rad./
									Ta k x-ray
									0.3162
									(0.060–0.144)
¹⁷¹ W		170.9495	2.4 m	EC/4.6					ann.rad./
									Ta k x-ray
									0.1842
									(0.052–0.479)
¹⁷² W		171.9473	6.6 m	β +, EC/2.5		0+			ann.rad./
									Ta k x-ray
									0.0389
									(0.034–0.674)
¹⁷³ W		172.9477	6.3 m	EC/4.0					ann.rad./
									Ta k x-ray
									0.4576
									(0.035–0.623)
¹⁷⁴ W		173.9461	35. m	EC/1.9		0+			ann.rad./
									Ta k x-ray
									0.3287
									0.4288
									(0.056–0.429)

Elem. or Isot.	Natural Abundance (Atom %)	Atomic Mass or Weight	Half-Life/Resonance Width (MeV)	Decay Mode/Energy (/MeV)	Particle Energy/Intensity (MeV/%)	Spin ($\hbar/2\pi$)	Nuclear Magnetic Mom. (nm)	Elect. Quadr. Mom. (b)	γ -Energy/Intensity (MeV/%)
¹⁷⁵ W		174.9467	35. m	EC/2.9		$\frac{1}{2}-$			(0.015–0.27)
¹⁷⁶ W		175.9456	2.5 h	β^+ , EC/0.8		0+			0.03358
									0.06129
									0.09487
									0.10020
¹⁷⁷ W		176.9466	2.21 h	EC/2.0		(1/2-)			Ta k x-ray
									0.15505
									0.18569
									0.42694
¹⁷⁸ W		177.9459	21.6 d	EC/0.091		0+			Ta k x-ray
^{179m} W			6.4 m	IT/99.7/0.222		(1/2-)			W k x-ray
				EC/0.3/					0.2220
¹⁷⁹ W		178.9471	38. m	EC/1.06		(7/2-)			Ta k x-ray
									0.0307
¹⁸⁰ W	0.12(1)	179.94671	1.8×10^{18} a	α /		0+			
¹⁸¹ W		180.94820	121.1 d	EC/0.188		9/2+			Ta k x-ray
									0.13617
									0.15221
¹⁸² W	26.50(16)	181.94820	$>7.7 \times 10^{21}$ a	α /		0+			
^{183m} W			5.15 s	I.T./		(11/2+)			W k x-ray
									0.0465
									0.0526
									0.0991
									0.1605
¹⁸³ W	14.31(4)	182.95022	$>4.1 \times 10^{21}$ a	α /		$\frac{1}{2}-$	+0.1177848		
¹⁸⁴ W	30.64(2)	183.95093	$>8.9 \times 10^{21}$ a	α /		0+			
^{185m} W			1.6 m	I.T./0.1974		11/2+			W k x-ray
									0.0659
									0.1315
									0.1737
¹⁸⁵ W		184.95342	74.8 d	β^- /0.433	0.433/99.9	3/2-	+0.54		0.12536
¹⁸⁶ W	28.43(19)	185.95436	$>8.2 \times 10^{21}$ a	α /		0+			
^{187m} W			1.6 μ s	IT	0.411	11/2+			(0.014–0.287)
¹⁸⁷ W		186.95716	23.9 h	β^- /1.311	0.624/66	3/2-	0.62		Re k x-ray
					1.315/16				0.68572/33
					0.081–1.18				0.134–0.773
¹⁸⁸ W		187.95849	69.78 d	β^- /0.349	0.349/99	0+			0.0636
									0.2271
									0.2907
¹⁸⁹ W		188.9618	9.7 m	β^- /2.5	1.4/	(3/2-)			0.2604
					2.5/				(0.1262–1.466)
^{190m} W			~ 0.11 ms						(0.0585–0.694)
¹⁹⁰ W		189.9631	30. m	β^- /1.3	0.95/	0+			Re k x-ray
									0.1576
									0.1621
¹⁹¹ W		190.9665	>0.3 μ s						
¹⁹² W		191.968	>0.3 μ s			0+			
¹⁹³ W		192.972	>0.3 μ s						
¹⁹⁴ W		193.974	>0.3 μ s						
¹⁹⁵ W			>0.3 μ s						
¹⁹⁶ W			>0.3 μ s						
¹⁹⁷ W			>0.3 μ s						
¹⁷⁵ Re		186.207(1)							
¹⁵⁹ Re		158.984	~ 0.02 ms	α	α /6.78/7.5				
				p	p/1.80				

Elem. or Isot.	Natural Abundance (Atom %)	Atomic Mass or Weight	Half-Life/ Resonance Width (MeV)	Decay Mode/ Energy (/MeV)	Particle Energy/ Intensity (MeV/%)	Spin ($\hbar/2\pi$)	Nuclear Magnetic Mom. (nm)	Elect. Quadr. Mom. (b)	γ -Energy/ Intensity (MeV/%)
^{160m} Re			2.8 μ s	IT					(0.038,0.096)
¹⁶⁰ Re		159.982	0.61 ms	p/	1.26/89				
				α /	6.53/11				
¹⁶¹ Re		160.978	14 ms	α /	6.24				
				p	1.35				
¹⁶² Re		161.976	0.10 s	α /	6.12/94				
					6.09/94				
¹⁶³ Re		162.9721	0.26 s	β^+ , EC/9.0	α /5.87/32				
				α /	5.92/66				
¹⁶⁴ Re		163.9705	~ 0.85 s	β^+ , EC/10.7					
				α /	5.78/				
^{165m} Re			~ 2.37 s	α /	5.502/				
¹⁶⁵ Re		164.9671	2.6 s	β^+ , EC/87 /8.1					
				α /	5.49/ < 5.				
¹⁶⁶ Re		165.9658	2.5 s	β^+ , EC/9.4					
				α /	5.50/				
^{167m} Re			6.2 s	α , EC/					
¹⁶⁷ Re		166.9626	3.4 s	β^+ , EC/7.4					
				α /	5.015/				
¹⁶⁸ Re		167.9616	4.4 s	β^+ , EC/9.1					
				α /	4.833/				0.1117
^{169m} Re			8.1 s	α	4.70/				
					4.87/				
¹⁶⁹ Re		168.9588	16. s						
¹⁷⁰ Re		169.9582	9.2 s	β^+ , EC/9.0					0.1560
									0.3055
									0.4125
¹⁷¹ Re		170.9557	15.2 s	EC/~ 5.7					
^{172m} Re			55. s	β^+ , EC/		(2)			ann.rad./
									0.1234
									0.2537
									0.3504
¹⁷² Re		171.9554	15. s	β^+ , EC/7.3					ann.rad./
									0.1234
									0.2537
¹⁷³ Re		172.9532	2.0 m	EC/~ 3.9					ann.rad./
¹⁷⁴ Re		173.9531	2.4 m	β^+ , EC/5.6					ann.rad./
									0.1119
									0.2430
¹⁷⁵ Re		174.9514	5.8 m	β^+ , EC/4.3					ann.rad./
¹⁷⁶ Re		175.9516	5.3 m	β^+ , EC/5.6		(3+)			ann.rad./
									0.1089
									0.2406
¹⁷⁷ Re		176.9503	14. m	EC/78 /3.4		(5/2-)			ann.rad./
				β^+ /22 /					W k x-ray
									0.0797
									0.0843
									0.1968
¹⁷⁸ Re		177.9510	13.2 m	β^+ /11 /4.7	3.3/	(3+)			ann.rad./
				EC/89 /					W k x-ray
									0.1059
									0.2373
									0.9391
^{179m} Re			0.47 ms						
¹⁷⁹ Re		178.9500	19.7 m	EC/99 /2.71	0.95/	(5/2+)	2.8		W k x-ray

Elem. or Isot.	Natural Abundance (Atom %)	Atomic Mass or Weight	Half-Life/ Resonance Width (MeV)	Decay Mode/ Energy (/MeV)	Particle Energy/ Intensity (MeV/%)	Spin ($\hbar/2\pi$)	Nuclear Magnetic Mom. (nm)	Elect. Quadr. Mom. (b)	γ -Energy/ Intensity (MeV/%)
				β^+ /1 /					0.1199
									0.2900
									0.4154
									0.4302
									1.6803
¹⁸⁰ Re		179.9508	2.45 m	EC/92 /3.80	1.76/	1-	1.6		ann.rad./
				β^+ /8 /					W k x-ray
									0.1036
									0.9028
									(0.07–2.2)
¹⁸¹ Re		180.9501	20. h	EC /1.74		5/2+	3.19		W k x-ray
									0.3607
									0.3655
									0.6390
^{182m} Re			12.7 h	EC/	0.55/	2(+)	3.3	+1.8	W k x-ray
					1.74/				0.0677
									1.1214
									1.2215
									(0.06–2.2)
¹⁸² Re		181.951	2.67 d	EC/2.8		7+	2.8	+4.1	W k x-ray
									0.0678
									0.2293
									1.1213
									1.2214
¹⁸³ Re		182.9508	70. d	EC/0.56		(5/2+)	+3.16	+2.2	W k x-ray
									0.16232
^{184m} Re			165. d	I.T./75 /0.188		8+	+2.9		Re k x-ray
				EC/25 /					0.1047
									0.2165
									0.92093
									(0.10–1.1)
¹⁸⁴ Re		183.95252	35. d	EC/1.48		3-	+2.53	+3.0	W k x-ray
									0.79207
									08948
									0.90328
¹⁸⁵ Re	37.40(2)	184.95295				5/2+	+3.1871	+2.19	
^{186m} Re			2.0×10^5 a	I.T./0.150		8+			Re k x-ray
									0.0590
¹⁸⁶ Re		185.95499	3.718 d	β^- /92 /1.070	0.973/21	1-	+1.739	+0.62	W k x-ray
				EC/8 /0.582	1.07/71				0.1227/0.6
									0.1372/9.5
									(0.63–0.77)
¹⁸⁷ Re	62.60(2)	186.95575	4.16×10^{10} a	β^- /0.00266	0.0025/	5/2+	+3.2197	+2.07	
^{188m} Re			18.6 m	I.T./0.172		(6-)			Re k x-ray
									0.0925
									0.1059
¹⁸⁸ Re		187.95811	17.00 h	β^- /2.120	1.962/20	1-	+1.788	+0.57	Os k x-ray
					2.118/79				0.15502
									0.309–2.022
¹⁸⁹ Re		188.9592	24. h	β^- /1.01	1.01/	(5/2+)			0.1471
									0.2167
									0.2194
									0.2451
^{190m} Re			3.0 h	β^- /51 /		(6-)			Re k x-ray
				I.T./49 /					0.1191

Elem. or Isot.	Natural Abundance (Atom %)	Atomic Mass or Weight	Half-Life/Resonance Width (MeV)	Decay Mode/Energy (/MeV)	Particle Energy/Intensity (MeV/%)	Spin ($\hbar/2\pi$)	Nuclear Magnetic Mom. (nm)	Elect. Quadr. Mom. (b)	γ -Energy/Intensity (MeV/%)
									0.2238
									0.6731
									(0.1–1.79)
¹⁹⁰ Re		189.9617	3.0 m	β^- /3.2	1.8/	(2-)			Os k x-ray
									0.1867
									0.5580
									0.6051
¹⁹¹ Re		190.9631	9.7 m	β^- /2.05	1.8/				
^{192m} Re			~ 0.12 ms	β^-					(0.0606–0.146)
¹⁹² Re		191.9661	16. s	β^- /4.2	~ 2.5/				(0.2–0.75)
^{193m} Re			~ 0.08 ms						(0.061–0.146)
¹⁹³ Re		192.9675	0.07 ms	β^-					
¹⁹⁴ Re		193.971	1.0 s	β^-					
¹⁹⁵ Re		194.973	6. s						
¹⁹⁶ Re		195.976	3. s						
¹⁹⁷ Re		196.978	> 0.3 μ s						
¹⁹⁸ Re		197.982	> 0.3 μ s						
¹⁹⁹ Re			> 0.3 μ s						
⁷⁶ Os		190.23(3)							
¹⁶¹ Os		160.989	0.64 ms	α	/5.5	(7/2-)			
¹⁶² Os		161.984	1.8 ms	α /	6.60	0+			
¹⁶³ Os		162.982	5.5 ms	α /	6.51				
¹⁶⁴ Os		163.978	0.04 s	α	/96	0+			
¹⁶⁵ Os		164.977	0.07 s	α	/88				
¹⁶⁶ Os		165.9727	0.18 s	β^+ , EC/28 /6.3	6.27/	0+			ann. rad./
				α /72 /	5.98/84				
¹⁶⁷ Os		166.9716	0.84 s	β^+ , EC/76 /8.2					ann.rad./
				α /24 /	5.84/				
¹⁶⁸ Os		167.9678	2.2 s	β^+ , EC/51 /5.7		0+			ann. rad./
				α /49 /					
¹⁶⁹ Os		168.9670	3.3 s	β^+ , EC/89 /7.7	5.57/80				ann.rad./
				α /13 /	5.51/12				
					5.54/8				
¹⁷⁰ Os		169.9636	7.1 s	β^+ , EC/5.0		0+			ann.rad./
				α /	5.40/				(0.162–0.216)
¹⁷¹ Os		170.9632	8.4 s	β^+ , EC/98 /7.1	α /5.24/93.5				ann.rad./
				α /19 /	5.17/6.5				0.190–0.705
¹⁷² Os		171.9600	19. s	β^+ , EC/99 /4.5		0+			ann.rad./
				α /1.1/	5.10/				(0.063–1.120)
¹⁷³ Os		172.9598	16. s	β^+ , EC/6.3					ann.rad./
				α /0.4 /	4.94/				0.142–0.299
¹⁷⁴ Os		173.9571	44. s	β^+ , EC/3.9		0+			0.118
				α /0.02 /	4.76/				0.138 / 0.001
									0.158
									0.325
¹⁷⁵ Os		174.9569	1.4 m	β^+ , EC/5.3					0.125
									0.181
									0.248
¹⁷⁶ Os		175.9548	3.6 m	β^+ , EC/3.2		0+			0.8155
									0.7758
									0.8573
									1.2093
									1.2909
¹⁷⁷ Os		176.9550	2.8 m	β^+ , EC/4.5		(1/2-)			0.0848
									0.1958

Elem. or Isot.	Natural Abundance (Atom %)	Atomic Mass or Weight	Half-Life/ Resonance Width (MeV)	Decay Mode/ Energy (/MeV)	Particle Energy/ Intensity (MeV/%)	Spin (<i>h</i> /2π)	Nuclear Magnetic Mom. (nm)	Elect. Quadr. Mom. (b)	γ-Energy/ Intensity (MeV/%)
									0.3002
									1.2686
¹⁷⁸ Os		177.9533	5.0 m	β+, EC/2.3		0+			ann.rad./
									0.5946
									0.6850
									0.9687
									1.3311
¹⁷⁹ Os		178.9538	7. m	β+, EC/3.7					ann.rad./
									0.0654
									0.2186
									0.5938
¹⁸⁰ Os		179.9524	21.5 m	β+, EC/1.5		0+			Re k x-ray
									0.0202–0.7174
^{181m} Os			1.75 h	EC/		(1/2-)			ann.rad./
									0.0489
¹⁸¹ Os		180.9532	2.7 m	EC/2.9		(7/2-)			ann.rad./
									0.11794
									0.23868
									0.8267
									(0.07–2.64)
¹⁸² Os		181.9521	21.5 h	EC/0.9		0+			Re k x-ray
									0.1802
									0.5100
^{183m} Os			9.9 h	EC/84 / I.T./16 /		½-			Os k x-ray
									Re k x-ray
									1.1020
									1.1080
¹⁸³ Os		182.9531	13. h	EC/2.1		9/2+	–0.79	+3.1	Re k x-ray
									0.1144
									0.3818
¹⁸⁴ Os	0.02(1)	183.95249	1.1 × 10 ¹³ a > 1.9 × 10 ¹⁴ a > 2.5 × 10 ¹⁶ a	α EC,EC EC, β+		0+			
¹⁸⁵ Os		184.954042	93.6 d	EC/1.013		½-			Re k x-ray
									0.6461
									0.8748
									0.8805
¹⁸⁶ Os	1.59(3)	185.95384	2. × 10 ¹⁵ a	α/	~ 2.75/	0+			
¹⁸⁷ Os	1.96(2)	186.95575				½-	+0.0646519		
¹⁸⁸ Os	13.24(8)	187.95584				0+			
^{189m} Os			5.8 h	I.T./0.0308		9/2-			Os L x-ray
									0.0308
¹⁸⁹ Os	16.15(5)	188.95814				3/2-	+0.659933	+0.9	
^{190m} Os			9.9 m	I.T./1.705		10-	–0.6		Os k x-ray
									0.1867
									0.3611
									0.5026
									0.6161
¹⁹⁰ Os	26.26(2)	189.95844				0+			
^{191m} Os			13.1 h	I.T./0.0744		3/2-			Os k x-ray
									0.0744
¹⁹¹ Os		190.96093	15.4 d	β- /0.314	0.140/100	9/2-	+0.96	+2.5	Ir k x-ray
									0.1294
^{192m} Os			6.0 s	I.T./2.0154		(10-)			Os k x-ray
									0.2058/65.9

Elem. or Isot.	Natural Abundance (Atom %)	Atomic Mass or Weight	Half-Life/ Resonance Width (MeV)	Decay Mode/ Energy (/MeV)	Particle Energy/ Intensity (MeV/%)	Spin (<i>h</i> /2π)	Nuclear Magnetic Mom. (nm)	Elect. Quadr. Mom. (b)	γ-Energy/ Intensity (MeV/%)
									0.5692/70 (0.201–1.000)
¹⁹² Os	40.78(19)	191.96148	> 5.3 a	10 a	β ⁺ β ⁺	0+			
¹⁹³ Os		192.96415	30.0 h		β ⁻ /1.141	1.04/20	3/2-	+0.730	+0.47 Ir k x-ray 0.1389 0.4605
¹⁹⁴ Os		193.96518	6.0 a		β ⁻ /0.097	0.054/33	0+		Ir L x-ray 0.0429
¹⁹⁵ Os		194.9683	~ 6.5 m		β ⁻ /2.0	2.0/			
¹⁹⁶ Os		195.9696	34.9 m		β ⁻ /1.16	0.84/	0+		0.1262/5 0.4079/5.9
¹⁹⁷ Os		196.973	2.8 m		β ⁻				0.2239 (0.0412–0.406)
¹⁹⁸ Os		197.974	> 0.3 μs						
¹⁹⁹ Os		198.978	5. s						
²⁰⁰ Os		199.980	6. s						
²⁰¹ Os		200.984	> 0.3 μs						
²⁰² Os		201.986	> 0.3 μs						
²⁰³ Os			> 0.3 μs						
⁷⁷ Ir		192.217(3)							
¹⁶⁴ Ir		163.992	0.06 ms		p	1.78			
¹⁶⁵ Ir		164.988	0.3 ms		p/87	1.71			
					α/13	6.72			
^{166m} Ir			14.3 ms		α/98.2	6.545			
					p/1.8	1.32			
¹⁶⁶ Ir		165.986	0.010 s		α/93	6.56			
					p/6.9	1.15			
^{167m} Ir			26. ms		α/48, β ⁺	6.39/90			
					p/32	1.25/0.42			
¹⁶⁷ Ir		166.9817	32. ms		α/80, β ⁺	6.35/48			
					p/0.4	1.06/39.3			
¹⁶⁸ Ir		167.9799	0.17 s		α/82				
^{169m} Ir			280. ms		α/	6.12/59			
¹⁶⁹ Ir		168.9763	353. ms		α/	5.99/42			
¹⁷⁰ Ir		169.975	0.81 s		α/	6.01/			0.175
						6.05/			
						5.95/			
						6.12/			
¹⁷¹ Ir		170.9716	1.3 s		α/	5.73/15			
¹⁷² Ir		171.9706	2.1 s		α/	5.811/			0.228 (0.379–0.475)
¹⁷³ Ir		172.9675	3.0 s		α/	5.665/			0.0493 (0.092–0.296)
¹⁷⁴ Ir		173.9669	4. s		α/	5.478/			0.1587 (0.276–1.33)
¹⁷⁵ Ir		174.9642	~ 4.5 s		α/	5.393/			0.1056
¹⁷⁶ Ir		175.9637	10.9 s		EC, β ⁺ /80				0.260 (0.135–0.415)
					α/3.2/	5.118/			
¹⁷⁷ Ir		176.9613	30. s		EC, β ⁺ /5.7				0.184 (0.062–0.194)
					α/0.06/	5.011/			
¹⁷⁸ Ir		177.9611	12. s		β ⁺ , EC/6.3				0.1320 0.2667 0.3633
¹⁷⁹ Ir		178.9591	4. m		EC/4.9				0.0975

Elem. or Isot.	Natural Abundance (Atom %)	Atomic Mass or Weight	Half-Life/ Resonance Width (MeV)	Decay Mode/ Energy (/MeV)	Particle Energy/ Intensity (MeV/%)	Spin (<i>h</i> /2π)	Nuclear Magnetic Mom. (nm)	Elect. Quadr. Mom. (b)	γ-Energy/ Intensity (MeV/%)
¹⁸⁰ Ir		179.9592	1.5 m	EC/6.4					(0.045–0.220) 0.2765
¹⁸¹ Ir		180.9576	4.9 m	β+, EC/4.1		(7/2+)			(0.132–1.106) ann.rad./ 0.1076 (0.020–1.715)
¹⁸² Ir		181.9581	15. m	β+ /44 /5.6 EC/56 /			+2.6	~ −1.7	ann.rad./ Os k x-ray 0.1273 0.2370
¹⁸³ Ir		182.9568	57. m	β+, EC/3.5			+2.4	~ −1.8	ann.rad./ 0.0877 0.2285 0.2824
¹⁸⁴ Ir		183.9575	3.0 h	β+ /12 /4.6 EC/88 /	2.3/ 2.9/	5-	0.70	+2.41	ann.rad./ Os k x-ray 0.11968 0.2640 0.3904
¹⁸⁵ Ir		184.9567	14. h	β+ /3 /2.4 EC/97 /		(5/2-)	2.60	−2.1	ann.rad./ Os k x-ray 0.2543 1.8288
^{186m} Ir			1.7 h	EC /		(2-)	0.64	+1.46	Os k x-ray 0.1371 0.7675
¹⁸⁶ Ir		185.9579	15.7 h	EC/98 /3.83 β+ /2 /		5+	3.9	−2.55	Os k x-ray 0.1372 0.2968 0.4348 (0.13–3.0)
¹⁸⁷ Ir		186.9575	10.5 h	EC/1.50		3/2+	+0.17	+0.94	Os k x-ray 0.0743 0.4009 0.4271 0.6109 0.9128
¹⁸⁸ Ir		187.9588	1.72 d	β+ /2.81 EC/99+ /	1.13/ 1.64/	1-	0.30	+0.48	Os k x-ray 0.1550 0.4780 0.6330 2.2146
¹⁸⁹ Ir		188.9587	13.2 d	EC/0.53		3/2+	+0.14	+0.88	Os k x-ray 0.2449
^{190m2} Ir			3.09 h	β+, EC/95 / I.T./5 /		(11-)			0.376
^{190m1} Ir			1.12 h	I.T. /0.0263		7+			Ir L x-ray
¹⁹⁰ Ir		189.96054	11.8 d	EC/2.0		(4+)	0.04	+2.8	Os k x-ray 0.1867 0.4072 0.5186 0.5580 0.6051 (0.2–1.4)
^{191m2} Ir			~ 5.7 s						

Elem. or Isot.	Natural Abundance (Atom %)	Atomic Mass or Weight	Half-Life/ Resonance Width (MeV)	Decay Mode/ Energy (/MeV)	Particle Energy/ Intensity (MeV/%)	Spin (<i>h</i> /2 <i>π</i>)	Nuclear Magnetic Mom. (nm)	Elect. Quadr. Mom. (b)	γ-Energy/ Intensity (MeV/%)
^{191m} Ir			4.93 s	I.T./0.1714		11/2-	+0.603		Ir k x-ray 0.1294
¹⁹¹ Ir	37.3(2)	190.96059				3/2+	+0.151	+0.82	
^{192m2} Ir			241. a	I.T./0.161		(9+)			Ir k x-ray
^{192m1} Ir			1.44 m	I.T./0.0580		(1+)			Ir L x-ray 0.0580 0.3165
¹⁹² Ir		191.96260	73.83 d	β- /1.460		4+	+1.92	+2.15	Pt k ×-ray 0.31649/83. 0.46806/48.
^{193m2} Ir			0.125 ms						
^{193m1} Ir			10.53 d	I.T./0.0802		11/2-			Ir L x-ray 0.0803
¹⁹³ Ir	62.7(2)	192.96292				3/2+	+0.164	+0.75	
^{194m} Ir			170. d	β- /		11			Pt k x-ray 0.3284 0.4829 0.5624
¹⁹⁴ Ir		193.96507	19.3 h	β- /2.247	1.92/9 2.25/86	1-	+0.39	+0.34	0.2935 0.3284 0.6451 (0.1–2.2)
^{195m} Ir			3.9 h	β- /	0.41/ 0.97/	(11/2-)			Pt k x-ray 0.3199/9.6 0.3649/9.5 0.4329/9.6 0.6849/9.6
¹⁹⁵ Ir		194.9657	2.3 h	β- /1.120	1.0/80 1.11/13	(3/2+)			Pt k x-ray 0.0989/9.7
^{196m} Ir			1.40 h	β- /	1.16/				Pt k x-ray 0.3557 0.3935 0.4471 0.5214 0.6473
¹⁹⁶ Ir		195.9684	52. s	β- /3.21	2.1/15 3.2/80	0-			0.3329 0.3557 0.7796
^{197m} Ir			8.9 m	β- / I.T./		(11/2-)			0.3465 see Ir[197]
¹⁹⁷ Ir		196.9697	5.8 m	β- /2.16	1.5/ 2.0/	(3/2+)			0.0531 0.1351 0.4306 0.4697
¹⁹⁸ Ir		197.972	8. s	β- /4.1					0.4074 0.5070
¹⁹⁹ Ir		198.9738	6. s	β					
²⁰⁰ Ir		199.977	~ 44 s	β					(0.314–1.260)
²⁰¹ Ir		200.979	~ 21 s	β					(0.333–1.706)
²⁰² Ir		201.982	11 s	β					(0.514-2.165)
²⁰³ Ir		202.984	> 0.3 μs						
²⁰⁵ Ir			> 0.3 μs						
⁷⁸ Pt		195.084(9)							
¹⁶⁶ Pt		165.995	0.3 ms	α/	7.11/	0+			
¹⁶⁷ Pt		166.993	0.9 ms	α/	6.98/				

Elem. or Isot.	Natural Abundance (Atom %)	Atomic Mass or Weight	Half-Life/ Resonance Width (MeV)	Decay Mode/ Energy (/MeV)	Particle Energy/ Intensity (MeV/%)	Spin (<i>h</i> /2 <i>π</i>)	Nuclear Magnetic Mom. (nm)	Elect. Quadr. Mom. (b)	γ-Energy/ Intensity (MeV/%)
¹⁶⁸ Pt		167.988	2.1 ms	α	6.82	0+			0.582/69
									0.594/69
									0.725/62
¹⁶⁹ Pt		168.987	7.0 ms	α	6.69				
¹⁷⁰ Pt		169.9825	14.0 ms	α	6.55	0+			0.509/100
									0.662/86
									0.214–0.726
¹⁷¹ Pt		170.9813	0.048 s	α	6.45				0.4450
									(0.1564–1.208)
¹⁷² Pt		171.9774	0.10 s	α/	6.31/94	0+			
¹⁷³ Pt		172.9764	0.36 s	β+, EC/8.2	6.23				
				α/	6.20/				
¹⁷⁴ Pt		173.9728	0.89 s	β+, EC/17 /5.6		0+			
				α/83 /	6.040/				
¹⁷⁵ Pt		174.9724	2.5 s	β+, EC/65 /7.6					0.0774
				α/35 /	5.831/5				0.1354
					5.96/54				0.2128
					6.038/				
¹⁷⁶ Pt		175.9689	6.3 s	β+, EC/60 /5.1		0+			ann.rad./
				α/40 /	5.528/0.6				0.2277
					5.750/41				
¹⁷⁷ Pt		176.9685	11. s	EC/91 /6.8	5.53/				0.0908
				α/9 /	5.485/3				
					5.525/6				
¹⁷⁸ Pt		177.9657	21. s	EC/93 /4.5		0+			
				α/7 /	5.286/0.2				
					5.442/7				
¹⁷⁹ Pt		178.9654	33. s	β+, EC/5.7			+0.43		
				α/	5.16/				
¹⁸⁰ Pt		179.9630	52. s	β+, EC/99.7 /3.7	0+				
				α/0.3 /	5.140/				
¹⁸¹ Pt		180.9631	51. s	β+, EC/5.2			+0.48		
¹⁸² Pt		181.9612	2.7 m	β+, EC/2.9		0+			ann.rad./
									0.1360
									0.1460
									0.2100
^{183m} Pt			43. s	β+, EC/ I.T./		(7/2-)	+0.78	+3.4	ann.rad./
									0.3132/26
									0.3164/59
									0.6296/100
									0.058–1.75
¹⁸³ Pt		182.9616	7. m	β+, EC/4.6			+0.50		ann.rad./
									0.119/100
									0.307/93
									0.260/90
									0.058–1.377
¹⁸⁴ Pt		183.9599	17.3 m	β+, EC/2.3		0+			ann.rad./
									0.1549
									0.1919
									0.5484
^{185m} Pt			33. m	β+, EC/		½-	+0.50		
¹⁸⁵ Pt		184.9606	1.18 h	β+, EC/3.8		(9/2+)	–0.75	+4.	ann.rad./
									0.1353
									0.1974
									0.2296

Elem. or Isot.	Natural Abundance (Atom %)	Atomic Mass or Weight	Half-Life/Resonance Width (MeV)	Decay Mode/ Energy (/MeV)	Particle Energy/ Intensity (MeV/%)	Spin ($\hbar/2\pi$)	Nuclear Magnetic Mom. (nm)	Elect. Quadr. Mom. (b)	γ -Energy/ Intensity (MeV/%)
¹⁸⁶ Pt		185.9594	2.0 h	β^+ , EC/1.38		0+			0.2551 ann.rad./ 0.6115 0.6892
¹⁸⁷ Pt		186.9606	2.35 h	β^+ , EC/3.1		3/2-	−0.40	−1.0	ann.rad./ Ir k x-ray 0.1064 0.1100 0.2015 0.2849 0.7092
¹⁸⁸ Pt		187.95939	10.2 d	EC/0.51		0+			Ir k x-ray 0.1876 0.1951
¹⁸⁹ Pt		188.9608	10.9 h	β^+ , EC/1.97		3/2-	−0.43	−1.2	Ir k x-ray 0.0943 0.6076 0.7214 (0.09–1.47)
¹⁹⁰ Pt	0.012(2)	189.95993	4.5×10^{11} a > 8.4×10^{14} a > 9.2×10^{15} a	α EC,EC EC, β^+		0+			
¹⁹¹ Pt		190.96167	2.86 d	EC/1.02		3/2-	−0.50	−0.9	Ir k x-ray 0.3599 0.4094 0.5389
¹⁹² Pt	0.782(24)	191.96104				0+			
^{193m} Pt			4.33 d	I.T./0.1498		13/2+	−0.75		Pt k x-ray 0.1355
¹⁹³ Pt		192.96298	60. a	EC/0.0566		(1/2-)	+0.60		Ir k x-ray
¹⁹⁴ Pt	32.86(40)	193.96268				0+			
^{195m} Pt			4.01 d	I.T./0.2952		13/2+	−0.61	~ +1.4	Pt k x-ray 0.0989
¹⁹⁵ Pt	33.78(24)	194.96479	7.3×10^{18} a	α		1/2-	+0.6095		
¹⁹⁶ Pt	25.21(34)	195.96495				0+			
^{197m} Pt			1.590 h	I.T./97 / β^- /3 /		13/2+			Pt k x-ray 0.0530 0.3465
¹⁹⁷ Pt		196.96734	19.9 h	β^- /0.719		1/2-	0.51		Au k x-ray 0.1914 0.2688
¹⁹⁸ Pt	7.356(130)	197.96789	> 4.7×10^{17} a > 3.5×10^{18} a	α β^- β^-		0+			
^{199m} Pt			13.6 s	I.T./0.424		13/2+			Pt k x-ray 0.3919
¹⁹⁹ Pt		198.97060	30.8 m	β^- /1.70	0.90/18 1.14/14	(5/2-)			0.3170/3.88 0.49375/4.47 0.5430/11.7 (0.055–1.293)
²⁰⁰ Pt		199.9714	12.5 h	β^- /~ 0.66		0+			Au k x-ray 0.13590 0.22747 0.24371
²⁰¹ Pt		200.9745	2.5 m	β^- /2.66		(5/2-)			0.070 0.152

Elem. or Isot.	Natural Abundance (Atom %)	Atomic Mass or Weight	Half-Life/ Resonance Width (MeV)	Decay Mode/ Energy (/MeV)	Particle Energy/ Intensity (MeV/%)	Spin ($\hbar/2\pi$)	Nuclear Magnetic Mom. (nm)	Elect. Quadr. Mom. (b)	γ -Energy/ Intensity (MeV/%)
									0.222
									1.760
^{202m} Pt			0.3 ms						(0.535–0.719)
²⁰² Pt		201.9756	1.8 d			0+			0.440
²⁰³ Pt		202.979	22. s						
²⁰⁴ Pt		203.981	0.055 ms						
²⁰⁵ Pt		204.986	> 0.3 μ s						
²⁰⁶ Pt		205.990	> 0.3 μ s						
²⁰⁷ Pt			> 0.3 μ s						
²⁰⁸ Pt			> 0.3 μ s						
⁷⁹Au		196.966569(5)							
^{170m} Au			0.62 ms	p/58	1.74/				
				α /42	7.11/				
¹⁷⁰ Au		169.996	0.30 ms	p/89	1.46/				
				α /11	7.00/				
^{171m} Au			1.09 ms	α /66	6.995				
				p/34	1.694				
¹⁷¹ Au		170.9919	0.022 ms	p/100	1.437				
^{172m} Au			8. ms		6.80				
¹⁷² Au		171.9899	22. ms	α /7.02	6.76				
^{173m} Au			15 ms	α /92	6.732				
¹⁷³ Au		172.9862	0.02 s	α /94	6.672				
¹⁷⁴ Au		173.985	0.14 s	α	6.54				
^{175m} Au			0.14 s	α	6.43/90				
¹⁷⁵ Au		174.9813	0.15 s	α	6.43/~90				
¹⁷⁶ Au		175.9803	0.9 s	β^+ , EC/10.5					
				α /	6.260/80				
					6.290/20				
^{177m} Au			1.0 s	α	6.12/66				
¹⁷⁷ Au		176.9769	1.5 s	α /	6.16/40				
					6.150/				
¹⁷⁸ Au		177.9760	2.6 s	α /	5.920/				
¹⁷⁹ Au		178.9732	7.5 s	α /	5.85/				
¹⁸⁰ Au		179.9725	8.1 s	EC/8.6	5.65				0.1522
				α /	5.61				0.2564
					5.50				0.5242
									0.6765
									0.8084
									0.8597
¹⁸¹ Au		180.9701	11.4 s	EC/97.5/6.3	5.482/				
				α /2.7/					
¹⁸² Au		181.9696	21. s	β^+ , EC/6.9		(2+)	1.3		ann.rad./
				α /0.13/					0.1549
									0.2649
									(0.13–1.4)
¹⁸³ Au		182.9676	42. s	EC/5.5			+1.97		0.1630
				α /0.8/					0.2730
									0.3625
^{184m} Au			48 s	I.T.		2+	+1.44	+1.9	0.069(IT)
¹⁸⁴ Au		183.9675	21. s	EC, β^+ /7.1		5+	+2.07	+4.7	
				α /0.013/					
^{185m} Au			6.8 m	β^+ , EC/					
				I.T./0.145					
¹⁸⁵ Au		184.9658	4.3 m	β^+ , EC/4.71		5/2-	+2.17	–1.1	ann.rad./
				α /0.26/					

Elem. or Isot.	Natural Abundance (Atom %)	Atomic Mass or Weight	Half-Life/ Resonance Width (MeV)	Decay Mode/ Energy (/MeV)	Particle Energy/ Intensity (MeV/%)	Spin ($\hbar/2\pi$)	Nuclear Magnetic Mom. (nm)	Elect. Quadr. Mom. (b)	γ -Energy/ Intensity (MeV/%)
^{186m} Au			< 2. m	β^+ , EC/					0.1915
¹⁸⁶ Au		185.9660	10.7 m	β^+ , EC/6.0		3-	-1.28	+3.1	ann.rad./
				$\alpha/8(10)^{-4}/$					0.1915
									0.2988
^{187m} Au			2.3 s	IT		9/2-			
¹⁸⁷ Au		186.9645	8.3 m	β^+ , EC/3.60		1/2(+)	+0.53		ann.rad./
									0.9152
									1.2668
									1.3321
									1.4081
¹⁸⁸ Au		187.9653	8.8 m	β^+ , EC/5.3		1(-)	-0.07		ann.rad./
									0.2660
									0.3404
									0.6061
^{189m} Au			4.6 m	β^+ , EC/		11/2-	+6.19		0.1667
¹⁸⁹ Au		188.9639	28.7 m	EC/96 /3.2		1/2+	+0.49		ann.rad./
				β^+ /4 /					Pt k x-ray
									0.4478
									0.7133
									0.8128
¹⁹⁰ Au		189.9647	43. m	β^+ /2 /4.44		1-	-0.07		ann.rad./
				EC/98 /					Pt k x-ray
									0.2958
									0.3018
									0.5977
^{191m} Au			0.9 s	I.T./0.2663		(11/2-)	6.6		Au k x-ray
									0.2414
									0.2526
¹⁹¹ Au		190.9637	3.2 h	EC/1.83		3/2+	+0.137	+0.72	Pt k x-ray
									0.5864/16
									(0.088-1.30)
¹⁹² Au		191.9648	4.9 h	β^+ /5 /3.52	2.19/	1-	-0.011	-0.23	ann.rad./
				EC/95 /	2.49/				Pt k x-ray
									0.2959
									0.3165
^{193m} Au			3.9 s	I.T./0.2901		11/2-	6.2	+1.98	Au k x-ray
									0.2580
¹⁹³ Au		192.9641	17.6 h	EC/1.07		3/2+	+0.140	+0.66	Pt k x-ray
									0.1862
									0.2556
¹⁹⁴ Au		193.96542	1.64 d	β^+ /3 /2.49	1.49/	1-	+0.076	-0.24	ann.rad./
				EC/97 /					Pt k x-ray
									0.2935
									0.3284/61
^{195m} Au			30.5 s	I.T./0.3186		11/2-	6.2	+1.9	Au k x-ray
									0.2617
¹⁹⁵ Au		194.96504	186.10 d	EC/0.227		3/2+	+0.149	+0.61	Pt k x-ray
^{196m2} Au			9.7 h	I.T./0.5954		12-	5.7		Au k x-ray
									0.1478
									0.1883
^{196m1} Au			8.1 s	I.T./0.0846		8+			0.0847
¹⁹⁶ Au		195.96657	6.17 d	EC/92 /1.506		2-	+0.591	~ 0.81	Pt k x-ray
^{197m} Au			7.8 s	I.T./0.4094		11/2-	+6.0	+1.7	Au k x-ray
				β^- /8 /0.686					0.1302
									0.2790

Elem. or Isot.	Natural Abundance (Atom %)	Atomic Mass or Weight	Half-Life/ Resonance Width (MeV)	Decay Mode/ Energy (/MeV)	Particle Energy/ Intensity (MeV/%)	Spin (<i>h</i> /2 <i>π</i>)	Nuclear Magnetic Mom. (nm)	Elect. Quadr. Mom. (b)	γ-Energy/ Intensity (MeV/%)
¹⁹⁷ Au	100.	196.966569				3/2+	+0.14575	+0.55	
^{198m} Au			2.30 d	I.T./0.812		(12-)	+5.9		Au k x-ray
									0.0972
									0.1803
									0.2419
¹⁹⁸ Au		197.968242	2.695 d	β- /1.372	0.290/1	2-	+0.5934	+0.64	Hg k x-ray
					0.961/99				0.411794/95.3
¹⁹⁹ Au		198.968765	3.14 d	β- /0.453	0.25/22	3/2+	~ +0.2715	+0.51	Hg k x-ray
					0.292/72				0.15837
					0.462/6				0.20820
^{200m} Au			18.7 h	β- /84 /1.0	0.56/	12-	5.9		Au k x-ray
				I.T./16 /					0.2559/71
									0.3680/77
									0.4978/73
									0.5793/72
									0.084–0.904)
²⁰⁰ Au		199.9708	48.4 m	β- /2.24	0.7/15	1-			0.3679/19
					2.2/77				1.2254/10.6
									(0.077–1.570)
²⁰¹ Au		200.97166	26. m	β- /1.28	1.27/82	3/2+			(0.027–0.732)
²⁰² Au		201.9739	29. s	β- /3.0		(1-)			0.4396
²⁰³ Au		202.97515	1.0 m	β- /2.14	~ 1.9/	3/2+			(0.04–0.37)
²⁰⁴ Au		203.978	40. s	β- /4.5		(2-)			0.4366
									1.5113
²⁰⁵ Au		204.980	31. s	β- /					(0.38–1.33)
²⁰⁶ Au		205.985	> 0.3 μs						
²⁰⁷ Au		206.988	> 0.3 μs						
²⁰⁸ Au		207.993	> 0.3 μs						
²⁰⁹ Au		208.997	> 0.3 μs						
²¹⁰ Au		210.003	> 0.3 μs						
⁸⁰ Hg		200.592(3)							
¹⁷¹ Hg		171.004	0.06 ms	α	7.49				
¹⁷² Hg		171.999	0.3 ms	α	7.36	0+			
¹⁷³ Hg		172.997	0.8 ms	α	7.20				
¹⁷⁴ Hg		173.9929	1.9 ms	α	7.07	0+			
¹⁷⁵ Hg		174.9914	0.02 s	α					
¹⁷⁶ Hg		175.9874	21 ms	α	6.74/94	0+			
^{177m} Hg			1.5 μs	IT					0.246
¹⁷⁷ Hg		176.9863	0.13 s	α	6.58				
¹⁷⁸ Hg		177.9825	0.26 s	EC/50 /6.1		0+			
				α/50 /	6.43/89				
¹⁷⁹ Hg		178.9818	1.05 s	EC/8.0					
				α/	6.29/75				
¹⁸⁰ Hg		179.9783	2.6 s	EC/5.5		0+			0.1250
				α/	6.12/33				0.3005
					5.69/.03				0.3812
^{181m} Hg			0.48 ms			(13/2+)			
¹⁸¹ Hg		180.9778	3.6 s	β+ EC/76 /~ 7.3		1/2-	+0.507		0.0663
				α/24 /					0.0811
									0.0924
									0.1474
									0.1587
									0.2142
									0.2398
¹⁸² Hg		181.9747	10.8 s	β+, EC/85/5.0		0+			0.129/122

Elem. or Isot.	Natural Abundance (Atom %)	Atomic Mass or Weight	Half-Life/Resonance Width (MeV)	Decay Mode/ Energy (/MeV)	Particle Energy/ Intensity (MeV/%)	Spin ($\hbar/2\pi$)	Nuclear Magnetic Mom. (nm)	Elect. Quadr. Mom. (b)	γ -Energy/ Intensity (MeV/%)
				$\alpha/15/$	5.87/8.6				0.2176/66
					5.45/0.03				0.0256–0.543
¹⁸³ Hg		182.97445	9. s	$\beta+$, EC/77/6.3		$\frac{1}{2}-$	+0.524		0.0714
				$\alpha/$	5.83/				0.0874
					5.91/				0.1538
¹⁸⁴ Hg		183.9717	30.9 s	$\beta+$, EC/99/4.1		0+			0.1565/102
				$\alpha/1/$	5.54/1.3				0.2367/100
					5.07/0.002				0.2384/18
									(0.018–0.4227)
^{185m} Hg			21. s	$\beta+$, EC, IT, $\alpha/$	5.37/	13/2+	–1.02	$\sim +0.2$	0.211
									0.292
¹⁸⁵ Hg		184.9719	51. s	$\beta+$, EC/95/5.8		$\frac{1}{2}-$	+0.509		0.02–0.55
¹⁸⁶ Hg		185.9694	1.4 m	$\beta+$, EC/3.3		0+			0.1119
				α	5.09/0.02				0.2518
^{187m} Hg			1.9 m	$\beta+$, EC/		13/2(+)	–1.04	+0.5	see Hg187
¹⁸⁷ Hg		186.9698	2.4 m	$\beta+$, EC/4.9		3/2(-)	–0.594	–0.8	0.1034/32
									0.2334/100
									0.2403/33
									0.27151/31
									0.3763/38
									0.5254/30
									0.10–2.18
¹⁸⁸ Hg		187.9676	3.2 m	$\beta+$, EC/2.3		0+			0.0988
				α	4.61				0.1148
									0.1424
									0.1900
^{189m} Hg			8.6 m	EC/		13/2+	–1.06	+0.7	0.0780
									0.3210
									0.4345
									0.5655
									(0.08–2.170)
¹⁸⁹ Hg		188.9682	7.6 m	EC/4.2		3/2-	–0.609	–0.8	0.2005
									0.2038
									0.2386
									0.2485
¹⁹⁰ Hg		189.9663	20.0 m	EC/1.5		0+			0.1296
									0.1426
^{191m} Hg			51. m	$\beta+$ /6 /		13/2(+)	–1.07	+0.6	ann.rad./
				EC/94 /					Au k x-ray
									0.2741
									0.4203
									0.5787
									(0.07–1.9)
¹⁹¹ Hg		190.9672	50. m	$\beta+$, EC/3.2		3/2(-)	–0.62	–0.8	0.1963
									0.2247
									0.2524
¹⁹² Hg		191.9656	5.0 h	EC/ \sim 0.5		0+			Au k x-ray
									0.1572
									0.2748
									0.3065
^{193m} Hg			11.8 h	$\beta+$, EC/91 /		13/2(+)	–1.058430	$\sim +0.92$	Hg k x-ray
				I.T./9 /0.2901					0.1866
									0.2580
									0.4076
									0.5733

Elem. or Isot.	Natural Abundance (Atom %)	Atomic Mass or Weight	Half-Life/Resonance Width (MeV)	Decay Mode/ Energy (/MeV)	Particle Energy/ Intensity (MeV/%)	Spin ($\hbar/2\pi$)	Nuclear Magnetic Mom. (nm)	Elect. Quadr. Mom. (b)	γ -Energy/ Intensity (MeV/%)
									0.9324
									(0.1–1.96)
¹⁹³ Hg		192.9666	3.8 h	EC, B+/2.34		3/2(-)	−0.6276	−0.7	0.1866
									0.2580
									0.8611
¹⁹⁴ Hg		193.96545	520. a	EC/0.04		0+			Au L x-ray
^{195m} Hg			1.67 d	I.T./(54)/0.3186		13/2+	−1.04465	+1.1	Hg k x-ray
				EC/(46)/					Au k x-ray
									0.2617
									0.5603
									0.7798
¹⁹⁵ Hg		194.9667	10.5 h	EC/1.51		1/2-	+0.541475		Au k x-ray
									0.0614
									0.7798
¹⁹⁶ Hg	0.155(12)	195.96583	> 2.5 × 10 ¹⁸ a	α		0+			
^{197m} Hg			23.8 h	I.T./(93)/0.2989		13/2+	−1.027684	+1.2	Hg k x-ray
									Au k x-ray
									0.13398
¹⁹⁷ Hg		196.96721	2.69 d	EC/0.600		1/2-	+0.527374		Au k x-ray
									0.07735
¹⁹⁸ Hg	10.038(16)	197.966769				0+			
^{199m} Hg			42.7 m	I.T./0.532		13/2+	−1.014703	+1.2	Hg k x-ray
									0.15841
¹⁹⁹ Hg	16.938(39)	198.968281				1/2-	+0.505885		
²⁰⁰ Hg	23.138(65)	199.968327				0+			
²⁰¹ Hg	13.170(66)	200.970303				3/2-	−0.560226	+0.37	
²⁰² Hg	29.743(89)	201.970643				0+			
²⁰³ Hg		202.972873	46.61 d	β^- /0.492	0.213/100	5/2-	+0.8489	+0.34	Tl k x-ray
									0.279188
²⁰⁴ Hg	6.818(35)	203.973494				0+			
²⁰⁵ Hg		204.97607	5.2 m	β^- /1.531	1.33/4	1/2-	+0.6009		0.20378
									(0.2–1.4)
²⁰⁶ Hg		205.9775	8.2 m	β^- /1.31	0.935/34	0+			Tl k x-ray
					1.3/63				0.3052
									0.6502
²⁰⁷ Hg		206.9823	2.9 m	β^- /4.8		(9/2+)			
²⁰⁸ Hg		207.9858	41. m	β^-		0+			0.474
²⁰⁹ Hg		208.991	36 s	β^-					0.324
^{210m} Hg			2.0 μ s						(0.170–0.663)
²¹⁰ Hg		209.994	> 0.3 μ s	β^-		0+			
²¹¹ Hg		210.999	> 0.3 μ s						
²¹² Hg		212.003	> 0.3 μ s						
²¹³ Hg		213.008	> 0.3 μ s						
²¹⁴ Hg		214.012	> 0.3 μ s						
²¹⁵ Hg		215.017	> 0.3 μ s						
²¹⁶ Hg		216.021	> 0.3 μ s						
⁸¹Tl		204.382-204.385							
¹⁷⁶ Tl		176.0006	5 ms	p	1.26/~ 100				
^{177m} Tl			0.23 ms	p/51	1.95				
				α /49	7.48				
¹⁷⁷ Tl		176.9964	0.017 s	α /73					
				p/27					
¹⁷⁸ Tl		177.995	0.25 s	α /	6.704				
					6.785				
					6.62				

Elem. or Isot.	Natural Abundance (Atom %)	Atomic Mass or Weight	Half-Life/ Resonance Width (MeV)	Decay Mode/ Energy (/MeV)	Particle Energy/ Intensity (MeV/%)	Spin ($\hbar/2\pi$)	Nuclear Magnetic Mom. (nm)	Elect. Quadr. Mom. (b)	γ -Energy/ Intensity (MeV/%)
^{179m} Tl			1.5 ms	α	6.859 /7.21/80				
¹⁷⁹ Tl				α	/7.10/20				
¹⁷⁹ Tl	178.991		~ 0.27 s	α	6.56/60				
¹⁸⁰ Tl	179.9901		1.09 s	α /6	6.28/30				
				EC/ β^+ /94	6.36/30				
				β^+, f /0.004	6.21/18				
					6.56/15				
					6.47/7				
^{181m} Tl			1.4 ms	α	6.58/96				
					6.97/2.6				
¹⁸¹ Tl	180.9863		3.2 ms	α / < 10	6.19/100				
¹⁸² Tl	181.9857		3. s	β^+ , EC/10.9					0.351 (0.26–0.41)
^{183m} Tl			53. ms	α /1.5	6.33/80	9/2-			0.0618 (0.046–0.0894)
					6.38/16				
					6.46/4				
¹⁸³ Tl	182.9822		5. s	β^+ , EC/7.7		$\frac{1}{2}^+$	1.62		0.208
¹⁸⁴ Tl	183.9819		11. s	β^+ , EC/(98)/9.2					0.2868
				α /(2)/	6.16/				0.3399
									0.3667
^{185m} Tl			1.8 s	I.T./0.453		(9/2-)	3.8		0.1688
				α /5.97	6.01				0.2840
¹⁸⁵ Tl	184.9788		20. s	EC/ β^+ /6.6		(1/2)	1.61		
^{186m} Tl			4. s	I.T./0.374					0.3738
¹⁸⁶ Tl	185.9787		28. s	β^+ , EC/7.5					0.3567
									0.4026
									0.4053
^{187m} Tl			15.6 s	I.T./~ 0.33		(9/2+)	+3.71	-2.4	0.2995
¹⁸⁷ Tl	186.9759		50. s	β^+ , EC/6.0		$\frac{1}{2}^+$	1.6		
^{188m} Tl			1.18 m	β^+ , EC/		(7+)			Hg k x-ray
									0.4129
									0.5043
									0.5921
¹⁸⁸ Tl	187.9760		1.2 m	β^+ , EC/7.8		(2-)	+0.48	+0.129	see Tl[188m]
									0.4129
^{189m} Tl			1.4 m	β^+ , EC/		(9/2-)	+3.76	-2.29	0.2156
									0.2284
									0.3175
									0.4452
¹⁸⁹ Tl	188.9736		2.3 m	β^+ , EC/5.2		(1/2+)			0.3337
									0.4510
									0.5223
									0.9422
^{190m} Tl			3.7 m	β^+ , EC/	4.2/	(7+)	+0.495	+0.29	0.1968
									0.4164
									0.7311
¹⁹⁰ Tl	189.9738		2.6 m	β^+ , EC/7.0	5.7/	(2-)	+0.254	-0.33	0.4164
									0.6254
									0.6838
									1.0999
^{191m} Tl			5.2 m	β^+ , EC/(98)/		9/2(-)	+3.78	-2.2	0.2157
									0.2647
									0.3256
									0.3359

Elem. or Isot.	Natural Abundance (Atom %)	Atomic Mass or Weight	Half-Life/ Resonance Width (MeV)	Decay Mode/ Energy (/MeV)	Particle Energy/ Intensity (MeV/%)	Spin (<i>h</i> /2 <i>π</i>)	Nuclear Magnetic Mom. (nm)	Elect. Quadr. Mom. (b)	γ-Energy/ Intensity (MeV/%)
¹⁹¹ Tl		190.97178	2.2 m			(1/2)	+1.588		
^{192m} Tl			10.8 m	β+, EC/		(7+)	+0.518	+0.46	0.1740
									0.4228
									0.6348
									0.7863
									0.7455
¹⁹² Tl		191.9722	9.6 m	β+, EC/6.4		(2-)	+0.200	−0.33	0.3975
									0.4228
									0.6908
^{193m} Tl			2.1 m	I.T./ (75)/		(9/2-)	+3.82	−2.20	0.3650
¹⁹³ Tl		192.9705	22. m	β+, EC/3.6		1/2(+)	+1.591		0.2077
									0.3244
									0.3440
									0.6761
									1.0447
									1.5793
^{194m} Tl			32.8 m	β+ /(20)/~ 0.30 EC/(80)/		(7+)	+0.540	+0.61	ann.rad./ Hg k x-ray
									0.4282
									0.6363
									0.7490
¹⁹⁴ Tl		193.9711	33.0 m	β+, EC/5.3		2-	+0.140	−0.28	0.4279/75.2
									0.6452/10.8
									(0.395–1.623)
^{195m} Tl			3.6 s	I.T./0.483		9/2-	3.87		Tl k x-ray
									0.0990
									0.3836
¹⁹⁵ Tl		194.9698	1.16 h	EC/97/2.8 β+ /(3)/		1/2+	+1.58		ann.rad./ Hg k x-ray
									0.2422
									0.5635
									0.8845
									1.3639
									(0.13–2.5)
^{196m} Tl			1.41 h	β+, EC/95/4.9		(7+)	+0.55	+0.76	0.0840
									0.4261
									0.6353
									0.6954
									(0.08–1.0)
¹⁹⁶ Tl		195.9705	1.84 h	β+ /(15)/4.4 EC/(85)/		2-	+0.072	−0.18	ann.rad./ Hg k x-ray
									0.4257
									0.6105
									(0.03–2.4)
^{197m} Tl			0.54 s	IT/53/0.608 β+, EC/47/		9/2-	4.03		Tl k x-ray
									0.2262
									0.4118
									0.5872
									0.6367
¹⁹⁷ Tl		196.9696	2.83 h	β+ /(1)/2.18 EC/(99)/		1/2+	+1.58		Hg k x-ray
									0.1522/8.2
									0.4258
^{198m} Tl			1.87 h	β+, EC/(53)/ IT/47/0.5347		7+	+0.64		Hg k x-ray
									Tl k x-ray
									0.4118

Elem. or Isot.	Natural Abundance (Atom %)	Atomic Mass or Weight	Half-Life/Resonance Width (MeV)	Decay Mode/Energy (/MeV)	Particle Energy/Intensity (MeV/%)	Spin (<i>h</i> /2 π)	Nuclear Magnetic Mom. (nm)	Elect. Quadr. Mom. (b)	γ -Energy/Intensity (MeV/%)
									0.5872
									0.6367
¹⁹⁸ Tl		197.970	5.3 h	EC, β^+ /(1)/3.5	1.4/	2-			Hg k x-ray
					2.1/				0.4118
					2.4/				0.6367
									0.6759
									(0.23–2.8)
¹⁹⁹ Tl		198.9699	7.4 h	EC/1.4		1/2+	+1.60		Hg k x-ray
									0.2082
									0.2473
									0.4555
²⁰⁰ Tl		199.97096	1.087 d	EC/2.46	1.07/	2-	0.04		Hg k x-ray
					1.44/				0.36799
									1.2057
									(0.11–2.3)
²⁰¹ Tl		200.9708	3.038 d	EC/0.48		1/2+	+1.605		Hg k x-ray
									0.13528
									0.16740/10.0
²⁰² Tl		201.9721	12.47 d	EC/1.36		2-	0.06		Hg k x-ray
									0.43957
²⁰³ Tl	29.52(1)	202.97234				1/2+	+1.622258		
²⁰⁴ Tl		203.97386	3.78 a	β^- /97/0.7637	0.763/97	2-	0.09		Hg k x-ray
				EC/(3)/0.347					
²⁰⁵ Tl	70.48(1)	204.97443				1/2+	+1.638215		
^{206m} Tl			3.76 m	I.T./2.644		12-			Tl k x-ray
									0.2166
									0.2661
									0.4534
									0.6866
									1.0219
²⁰⁶ Tl		205.97611	4.20 m	β^- /1.533	1.53/99.9	0-			Pb k x-ray
									0.80313
^{207m} Tl			1.3 s	I.T./1.350		11/2-			Tl k x-ray
									0.3501
									1.0000
²⁰⁷ Tl		206.97742	4.77 m	β^- /1.423	1.43/99.8	1/2+	+1.88		0.89723
²⁰⁸ Tl		207.98202	3.053 m	β^- /5.001	1.28/23	(5+)	+0.29		Pb k x-ray
					1.52/22				0.27728
					1.796/51				0.51061
									0.58302
									2.61448
²⁰⁹ Tl		208.9854	2.16 m	β^- /3.98	1.8 /100	(1/2+)			Pb k x-ray
									1.5670/100
									0.4651/95
									(0.12–1.33)
²¹⁰ Tl		209.9901	1.30 m	β^- /5.48	1.3/25	(5+)			Pb k x-ray
					1.9/56				0.081
									0.2981
									0.79788
²¹¹ Tl		210.9935	~ 1.5 m	β^-					
²¹² Tl		211.998	~ 1.6 m	β^-					
²¹³ Tl		213.0019	1. m	β^-					
²¹⁴ Tl		214.007	> 0.3 μ s						
²¹⁵ Tl		215.011	> 0.3 μ s						
²¹⁶ Tl		216.016	> 0.3 μ s						

Elem. or Isot.	Natural Abundance (Atom %)	Atomic Mass or Weight	Half-Life/Resonance Width (MeV)	Decay Mode/Energy (/MeV)	Particle Energy/Intensity (MeV/%)	Spin ($\hbar/2\pi$)	Nuclear Magnetic Mom. (nm)	Elect. Quadr. Mom. (b)	γ -Energy/Intensity (MeV/%)
²¹⁷ Tl		217.020	> 0.3 μ s						
⁸² Pb		207.2(1)							
¹⁷⁸ Pb		178.0038	~ 0.2 ms			0+			
¹⁷⁹ Pb		179.0022	~ 3.5 ms	α	7.35				
¹⁸⁰ Pb		179.9979	4.2 ms	α /	7.25	0+			
¹⁸¹ Pb		180.9967	0.036 s	α /	7.02				
¹⁸² Pb		181.9927	55 ms	α	6.90	0+			
^{183m} Pb			0.42 s	α	6.70/82.7	13/2+	-1.25	~ 1.7	
					6.86/1.9				
¹⁸³ Pb		182.9919	0.54 s	α /	6.57/4.3	(3/2-)	-1.16	~ 0.6	
					6.78/11.0				
¹⁸⁴ Pb		183.9881	0.48 s	α /~ 80	6.63/	0+			
^{185m} Pb			4.3 s	α	6.41/100	13/2+	-1.19	~ 0.9	
¹⁸⁵ Pb		184.9876	6.3 s	α /	6.29/56	3/2-	-1.10	~ 0.2	0.205
					6.49/44				0.269
					6.55/<1.4				
¹⁸⁶ Pb		185.9842	5. s	β +, EC/95/5.5		0+			
				α /(5)/	6.32/				
					6.34/<100				
					6.01/<0.2				
^{187m} Pb			15.2 s	β +, EC/	5.99/	(1/2-)	-1.21	~ -0.5	0.0674
				α /12	6.19/				0.2080
									0.2755
									0.2995
									0.4487
									0.7477
¹⁸⁷ Pb		186.9839	18.3 s	EC/7.2		13/2+	-1.13	~ -0.4	0.1930
				α /7	6.08/				0.3314
									0.3435
									0.3934
¹⁸⁸ Pb		187.9809	23. s	EC/(78)/4.8		0+			0.1850
				α /(22)/	5.98/<10				0.7582
					5.61/<0.1				
^{189m} Pb			39 s			(13/2+)	-1.19	~ -1.3	
¹⁸⁹ Pb		188.9808	51. s	EC/6.1		(3/2-)	-1.08	~ 0.5	
				α /	5.58/				
¹⁹⁰ Pb		189.9781	1.2 m	β + (13)/4.1		0+			ann.rad./
				EC/(86)/					Tl k \times -ray
				α /(0.9)/	5.58/				0.1415
									0.1512
									0.9422
^{191m} Pb			2.2 m	β +, EC/		13/2+	-1.17	+0.085	ann.rad./
									0.3871
									0.6135
									0.7122
¹⁹¹ Pb		190.9783	1.3 m	β +, EC/5.5					ann.rad./
									0.9368
¹⁹² Pb		191.9758	3.5 m	β +, EC/~ 3.4		0+			ann.rad./
				α /.006/	5.11				0.1675
									0.6082
									1.1954
^{193m} Pb			5.8 m	β +, EC/		13/2+	-1.15	+0.19	ann.rad./
									0.3650
									0.3922
¹⁹³ Pb		192.9762	~ 2. m	EC/5.2		3/2 (-)			

Elem. or Isot.	Natural Abundance (Atom %)	Atomic Mass or Weight	Half-Life/ Resonance Width (MeV)	Decay Mode/ Energy (/MeV)	Particle Energy/ Intensity (MeV/%)	Spin ($\hbar/2\pi$)	Nuclear Magnetic Mom. (nm)	Elect. Quadr. Mom. (b)	γ -Energy/ Intensity (MeV/%)
¹⁹⁴ Pb		193.9740	10. m	β^+ , EC/2.7		0+			ann.rad./
				α	4.64				0.2036
^{195m} Pb			15. m	β^+ /(8)/		13/2+	−1.132	+0.31	ann.rad./
				EC/(92)/					Tl k x-ray
									0.3836
									0.3942
									0.8784
¹⁹⁵ Pb		194.9745	~ 15. m	β^+ , EC/5.8					ann.rad./
									0.3836
									0.3937
									0.7776
¹⁹⁶ Pb		195.9728	37. m	β^+ , EC/2.1		0+			Tl k x-ray
									0.2531
									0.5021
^{197m} Pb			43. m	EC/79/		13/2+	−1.105	+0.38	Tl k x-ray
				β^+ /2/					0.3079
				IT/19/0.3193					0.3877
									0.7743
									(0.2–2.2)
¹⁹⁷ Pb		196.97343	~ 8. m	EC/97/3.6		(3/2-)	−1.075	~ −0.08	Tl k x-ray
				β^+ /3/					0.3755
									0.3858
									0.7611
¹⁹⁸ Pb		197.9720	2.4 h	EC/1.4		0+			Tl k x-ray
									0.1734
									0.2903
									0.3654
^{199m} Pb			12.2 m	IT/93/0.4248		13/2+			Pb k x-ray
				β^+ , EC/(7)/					0.4255
¹⁹⁹ Pb		198.9729	1.5 h	EC/(99)/2.9		5/2-	−1.074	~ +0.08	Tl k x-ray
				β^+ /(1)/					0.3534
									0.7202
									1.1350
									(0.22–2.4)
²⁰⁰ Pb		199.9718	21.5 h	EC/0.81		0+			Tl k x-ray
									0.14763
^{201m} Pb			1.02 m	I.T./0.6291		13/2+			Pb k x-ray
									0.6288
²⁰¹ Pb		200.9729	9.33 h	EC/1.90		5/2-	+0.675	~ −0.009	Tl k x-ray
									0.33120
									0.36131
									(0.11–1.8)
^{202m} Pb			3.53 h	IT/90/2.170		9-	−0.228	~ +0.58	Pb k x-ray
				β^+ /10/					Tl k x-ray
									0.42219
									0.78700
									0.96271
²⁰² Pb		201.97215	5.3×10^4 a	EC/0.05		0+			Tl L x-ray
^{203m} Pb			6.2 s	I.T./0.8252		13/2+			Pb k x-ray
									0.8203
									0.8252
²⁰³ Pb		202.97339	2.163 d	EC/0.98		5/2-	+0.686	+0.10	Tl k x-ray
									0.279188
^{204m} Pb			1.13 h	I.T./2.185		9-			Pb k x-ray
									0.37481

Elem. or Isot.	Natural Abundance (Atom %)	Atomic Mass or Weight	Half-Life/ Resonance Width (MeV)	Decay Mode/ Energy (/MeV)	Particle Energy/ Intensity (MeV/%)	Spin (<i>h</i> /2π)	Nuclear Magnetic Mom. (nm)	Elect. Quadr. Mom. (b)	γ-Energy/ Intensity (MeV/%)
									0.89922
									0.91175
²⁰⁴ Pb	1.4(1)	203.97304	> 1.4 × 10 ²⁰ a	α		0+			
²⁰⁵ Pb		204.97448	1.51 × 10 ⁷ a	EC/0.0512		5/2-	+0.712	+0.23	Tl L x-ray
²⁰⁶ Pb	24.1(1)	205.97447	> 2.5 × 10 ²¹ a	α		0+			
^{207m} Pb			0.80 s	I.T./1.632		13/2+			Pb k x-ray
									0.56915
									1.06310
²⁰⁷ Pb	22.1(1)	206.97590	> 1.9 × 10 ²¹ a	α		1/2-	+0.59258		
²⁰⁸ Pb	52.4(1)	207.97665	> 2 × 10 ¹⁹ a	sf		0+			
			> 2.6 × 10 ²¹ a	α					
²⁰⁹ Pb		208.98109	3.23 h	β- /0.644	0.645/100	9/2+	-1.474	-0.3	
²¹⁰ Pb		209.98419	22.6 a	β- /0.0635	0.017/81	0+			
					0.061/19				
				α	3.72				
²¹¹ Pb		210.98874	36.1 m	β- /1.37	0.57/5	9/2+	-1.404	+0.09	0.40486
					1.36/92				0.42700
									0.83186
									(0.09–1.27)
²¹² Pb		211.99190	10.64 h	β- /0.574	0.28/83	0+			Bi k x-ray
					0.57/12				0.23858
²¹³ Pb		212.9966	10.2 m	β- /2.1					
²¹⁴ Pb		213.99981	27. m	β- /1.0	0.67/48	0+			Bi k x-ray
					0.73/42				0.24192
									0.29509
									0.35187
²¹⁵ Pb		215.005	2.5 m						
²¹⁶ Pb		216.008	> 0.3 μs						
²¹⁷ Pb		217.013	> 0.3 μs						
²¹⁸ Pb		218.017	> 0.3 μs						
²¹⁹ Pb		219.022	> 0.3 μs						
²²⁰ Pb		220.025	> 0.3 μs						
⁸³ Bi		208.98040(1)							
^{184m} Bi			0.007 s	α	(7.22-7.85)				0.449
¹⁸⁴ Bi		184.0013	13. ms	α					0.124
¹⁸⁵ Bi		184.998	60. μs	p/90	1.55				
				α/10	8.03				
^{186m} Bi			15. ms	α	7.07-7.23				(0.087–0.520)
				p/<0.5					
¹⁸⁶ Bi		185.9966	9.8 ms	α	7.26				0.1085
					7.37				
^{187m} Bi			0.37 ms	α/12	7.72/100	1/2+			
¹⁸⁷ Bi		186.9931	40. ms	α/7	7.00/88.	9/2-			
					7.61/9.0				
					7.34/3.0				
¹⁸⁸ Bi		187.9923	0.271 s	α	6.81				(0.071–0.320)
^{189m} Bi			7.0 ms	α	7.30				
¹⁸⁹ Bi		188.9892	0.68 s	α					
^{190m} Bi			5.7 s	α/90	6.43				(0.105–0.314)
					(6.23–6.72)				
¹⁹⁰ Bi		189.9886	~ 5.9 s	β+, EC/(30)/8.7	α/6.45				(0.089–0.374)
				α/70	(6.39–6.82)				
^{191m} Bi			0.12 ms	α/	6.87/100				
¹⁹¹ Bi		190.98579	12.4 s	β+, EC/(60)/7.3					
				α/(40)/	6.31				

Elem. or Isot.	Natural Abundance (Atom %)	Atomic Mass or Weight	Half-Life/ Resonance Width (MeV)	Decay Mode/ Energy (/MeV)	Particle Energy/ Intensity (MeV/%)	Spin (<i>h</i> /2 π)	Nuclear Magnetic Mom. (nm)	Elect. Quadr. Mom. (b)	γ -Energy/ Intensity (MeV/%)
¹⁹² Bi		191.9855	40. s	β^+ , EC/(80)/9.0					
				α /(20)/	6.06/				
^{193m} Bi			3.2 s	β^+ , EC/		1/2+			
				α /	6.48/				
¹⁹³ Bi		192.98296	1.11 m	β^+ , EC/40/7.1		9/2+			
				α /(60)/	5.91/				
¹⁹⁴ Bi		193.9828	1.8 m	β^+ , EC/99.9/8.2		(10-)			0.1661
				α /0.1/					0.1740
									0.2802
									0.421
									0.5754
									0.9650
^{195m} Bi			1.45 m	β^+ , EC/(94)/					
				α /(6)/	6.11/				
¹⁹⁵ Bi		194.98065	2.9 m	β^+ , EC/99.8/5.8		3/2-			
				α /(0.2)	5.45/				
¹⁹⁶ Bi		195.9807	5. m	EC/ \sim 7.4					0.1376
									0.3720
									0.6880
									1.0486
¹⁹⁷ Bi		196.9789	5. m	β^+ , EC/5.2		1/2+			
^{198m} Bi			7.7 s	I.T./0.2485		(10-)			0.2485
¹⁹⁸ Bi		197.9792	11.8 m	β^+ , EC/6.6		(7+)			0.0900
									0.1976
									0.5624
									1.0635
^{199m} Bi			24.7 m	β^+ , EC/					ann.rad./
¹⁹⁹ Bi		198.9777	27. m	β^+ , EC/4.3		9/2-	4.6		0.7203
									0.8374
									0.8417
									0.9460
									1.0528
									1.3056
									(0.12–3.2)
^{200m} Bi			31. m	β^+ , EC/		(2+)			0.2453
									0.4198
									0.4624
									1.0265
²⁰⁰ Bi		199.9781	36. m	EC/(90)/5.9		7+			ann.rad./
				β^+ /(10)/					Pb k \times -ray
									0.4198
									0.4623
									1.0265
^{201m} Bi			59.1 m	I.T./0.846		(1/2+)			Bi k \times -ray
				β^+ , EC/					0.8464
²⁰¹ Bi		200.9770	1.8 h	EC/3.84		9/2-	4.8		Pb k \times -ray
									0.6288
									0.9357
									1.0138
									(0.13–2.4)
²⁰² Bi		201.9777	1.72 h	β^+ /(3)/5.16		5+	+4.26	-0.9	ann.rad./
				EC/(97)/					Pb k \times -ray
									0.57860
									0.92734
									(0.08–3.5)

Elem. or Isot.	Natural Abundance (Atom %)	Atomic Mass or Weight	Half-Life/ Resonance Width (MeV)	Decay Mode/ Energy (/MeV)	Particle Energy/ Intensity (MeV/%)	Spin ($\hbar/2\pi$)	Nuclear Magnetic Mom. (nm)	Elect. Quadr. Mom. (b)	γ -Energy/ Intensity (MeV/%)
²⁰³ Bi		202.9769	11.8 h	$\beta^+/(0.2)/$	1.35/	9/2-	+4.02	-0.8	Pb k x-ray 0.1865 0.8203 0.8969 1.8475 (0.1–2.9)
²⁰⁴ Bi		203.9778	11.2 h	EC/4.44		6+	+4.32	-0.43	Pb k x-ray 0.37481 0.89922 0.98409
²⁰⁵ Bi		204.97739	14.9 d	EC/2.71		9/2-	+4.07	-0.7	Pb k x-ray 0.70347 1.76435 (0.550–1.862)
²⁰⁶ Bi		205.97850	6.243 d	EC/3.76		6+	+4.36	-0.4	Pb k x-ray 0.51619 0.80313 0.88100
²⁰⁷ Bi		206.97847	31.55 a	EC/2.399		9/2-	4.092	-0.6	Pb k x-ray 0.56915 1.06310
^{208m} Bi			2.58 ms	IT		10-	2.67		0.921
²⁰⁸ Bi		207.97974	3.68×10^5 a	EC/2.880		5+	4.60	-0.64	Pb k x-ray 2.61435
²⁰⁹ Bi	100.	208.98040	2.0×10^{19} a	α	3.13/98.8	9/2-	+4.111	-0.6	0.204
^{210m} Bi			3.0×10^6 a	$\alpha/$	4.420(3)/0.29 4.569(3)/3.9 4.584(3)/1.4 4.908(4)/39 4.946(3)/55	9- 	+2.73	-0.6	Tl k x-ray 0.2661 0.3052 0.6502
²¹⁰ Bi		209.98412	5.01 d	$\beta^-/1.163$	1.16/99	1-	-0.0445	+0.136	0.2661 0.352
²¹¹ Bi		210.98727	2.14 m	$\alpha/(99.7)/$ $\beta^-/(0.3)/0.58$	6.279/16 6.623/84	9/2-			Tl k x-ray 0.3501
^{212m2} Bi			7. m	$\beta^-/$		(15-)			
^{212m1} Bi			25.0 m	$\alpha/(93)/$ $\beta^-/(7)/$	6.300/40 6.340/53	(9-)			0.120 0.233 0.275 0.404 0.727
²¹² Bi		211.99129	1.009 h	$\beta^-/(64)/2.254$ $\alpha/(36)/$	(1-) 6.051/25 6.090/9.6	+0.32	$\sim +0.1$		Tl k x-ray Po k x-ray 0.2881 0.72725 0.78551 1.62066
²¹³ Bi		212.99439	45.6 m	$\beta^-/(98)/1.43$ $\alpha/2/$	1.02/31 1.42/66 5.549/0.15 5.869/1.9	9/2-	+3.72	-0.71	Po k x-ray 0.4404 (0.15–1.328)
²¹⁴ Bi		213.9987	19.7 m	$\beta^-/3.27$					1.10006 0.60931 1.12027 1.76449 (0.19–3.2)
^{215m} Bi			37. s	β					(0.158–0.498)

Elem. or Isot.	Natural Abundance (Atom %)	Atomic Mass or Weight	Half-Life/ Resonance Width (MeV)	Decay Mode/ Energy (/MeV)	Particle Energy/ Intensity (MeV/%)	Spin (<i>h</i> /2 <i>π</i>)	Nuclear Magnetic Mom. (nm)	Elect. Quadr. Mom. (b)	γ-Energy/ Intensity (MeV/%)
²¹⁵ Bi		215.0018	7.7 m	β- /2.3					0.2937/35.2 (0.271–1.399)
²¹⁶ Bi		216.0063	2.3 m	β- /4.0					0.5498 0.4192
²¹⁷ Bi		217.0094	98 s	β/					0.2646/100 (0.254–1.017)
²¹⁸ Bi		218.0142	33. s	β-					0.5097/134 0.3857/100 (0.174–0.703)
²¹⁹ Bi		219.017	~ 22. s						
²²⁰ Bi		220.022	> 0.3 μs						
²²¹ Bi		221.026	> 0.3 μs						
²²² Bi		222.031	> 0.3 μs						
²²³ Bi		223.035	> 0.3 μs						
²²⁴ Bi		224.039	> 0.3 μs						
⁸⁴ Po									
¹⁸⁷ Po		187.0030	1.4 ms	α	7.53/100				0.286
¹⁸⁸ Po		187.9994	0.27 ms	α	7.91/80 7.320	0+			
¹⁸⁹ Po		188.9985	5 ms	α	7.532/8 7.259/80 7.309/12				
¹⁹⁰ Po		189.9951	2.4 ms	α/	7.53/96.4 7.01/3.3	0+			
^{191m} Po			93. ms	α	7.376/50 6.888/46				
¹⁹¹ Po		190.99456	22 ms	α/	7.334/77 6.97/8				
¹⁹² Po		191.9913	32. ms	α/8.5	7.17/98.6 6.59/1.4	0+			
^{193m} Po			~ 0.07 s	α/	7.00				
¹⁹³ Po		192.9910	0.45 s	α/	6.95				
¹⁹⁴ Po		193.9882	0.2 s	α/	6.84/93 6.19/0.22	0+			
^{195m} Po			~ 2.8 s	α/	6.70/				
¹⁹⁵ Po		194.9881	~ 3.9 s	α/	6.62/				
¹⁹⁶ Po		195.9855	5. s	α/(95)/ β+, EC/(5)/~4.6	6.53/94 5.77/0.02	0+			
^{197m} Po			25.8 s	α/(84)/ β+, EC/(16)/	6.385(3)/55	13/2+			
¹⁹⁷ Po		196.9857	53. s	α/(44)/ β+, EC/(56)/6.2	6.282(4)/76	(3/2-)			
¹⁹⁸ Po		197.9834	1.76 m	α/(70)/ β+, EC/(30)/4.0	6.18/57 5.27/7.6 × 10 ⁻⁴	0+			
^{199m} Po			4.2 m	β+, EC/(51)/ α/(39)/		13/2+	~ 0.99		ann.rad./ 0.2745 0.4998 1.0020
¹⁹⁹ Po		198.9837	5.2 m	β+, EC/(88)/7. α/(12)/		(3/2-)			Bi k x-ray 0.1877 0.3616 1.0214 1.0344
²⁰⁰ Po		199.98178	11.5 m	β+, EC/85/3.4 α/(15)/		0+			0.14748 0.32792

Elem. or Isot.	Natural Abundance (Atom %)	Atomic Mass or Weight	Half-Life/Resonance Width (MeV)	Decay Mode/ Energy (/MeV)	Particle Energy/ Intensity (MeV/%)	Spin ($\hbar/2\pi$)	Nuclear Magnetic Mom. (nm)	Elect. Quadr. Mom. (b)	γ -Energy/ Intensity (MeV/%)
									0.6176
									0.6709
^{201m} Po			8.9 m	β^+ , EC/(57)/		13/2+	~ 1.00		Bi k x-ray
				IT/40/0.418					Po k x-ray
				α /(3)/	5.786/~ 3.				0.2726
									0.4123
									0.4179
									0.9670
²⁰¹ Po		200.98226	15.3 m	β^+ , EC/98/4.9		3/2-	~ 0.94		Bi k x-ray
				α /(2)/	5.683(3)/1.1				0.2056
									0.2250
									0.8483
									0.9048
²⁰² Po		201.9808	45. m	β^+ , EC/98/2.8		0+			0.0410
				α /(2)/	5.588/1.9				0.1656
									0.3158
									0.6884
^{203m} Po			1.2 m	IT/96/0.6414		13/2+			Bi k x-ray
				β^- , EC/(4)/					Po k x-ray
									0.6414
²⁰³ Po		202.9814	35. m	β^+ , EC/4.2		5/2-	+0.74		0.17516
									0.21477
									0.89350
									0.90863
									1.09095
²⁰⁴ Po		203.9803	3.53 h	EC/2.34		0+			Bi k x-ray
				α	5.377/0.66				0.2702
									0.8844
									1.0162
									(0.11–1.9)
²⁰⁵ Po		204.9812	1.7 h	β^+ , EC/3.53		5/2-	~ +0.76	+0.17	Bi k x-ray
									0.83681
									0.84983
									0.87241
									1.00124
									(0.12–2.7)
²⁰⁶ Po		205.98047	8.8 d	EC/(95)/1.85		0+			Bi k x-ray
				α /(5)/	5.223/5.5				0.28644
									0.31156
									0.51134
									0.80737
									1.03228
									(0.11–1.5)
^{207m} Po			2.8 s	IT/1.383		19/2-			Po k x-ray
									0.2682
									0.30074
									0.81448
²⁰⁷ Po		206.98159	5.80 h	EC, β^+ /2.91		5/2-	~ +0.79	+0.28	Bi k x-ray
									0.74263
									0.91176
									0.99225
²⁰⁸ Po		207.98125	2.898 a	α /5.213	4.233/0.0002	0+			
					5.1158/100				
²⁰⁹ Po		208.98243	128. a	α /4.976	4.624/0.56	1/2-	+0.7		0.26049
					4.879/99.2				0.8964

Elem. or Isot.	Natural Abundance (Atom %)	Atomic Mass or Weight	Half-Life/Resonance Width (MeV)	Decay Mode/Energy (/MeV)	Particle Energy/Intensity (MeV/%)	Spin ($\hbar/2\pi$)	Nuclear Magnetic Mom. (nm)	Elect. Quadr. Mom. (b)	γ -Energy/Intensity (MeV/%)
²¹⁰ Po		209.98287	138.4 d	α /5.407	4.516/0.001	0+			0.80313
					5.304/100				
^{211m} Po			25.2 s	α /	7.273/91	25/2+			Pb k x-ray
					7.994/1.7				0.32808
					8.316/0.25				0.56915
					8.875/7.0				0.89723
									1.06310
²¹¹ Po		210.98665	0.516 s	α /7.594	6.570/0.54	9/2+			0.56915
					6.892/0.55				0.89723
					7.450/98.9				
^{212m} Po			45. s	α /	8.514/2.0	16+			
					9.086/1.0				
					11.650/97				
²¹² Po		211.98887	0.298 μ s	α /8.953	8.784/100	0+			
²¹³ Po		212.99286	3.80 μ s	α /8.537	7.614/0.003	9/2+			
					8.375/100				
²¹⁴ Po		213.99520	164. μ s	α /7.833	6.904/0.01	0+			0.7995
					7.686/99.99				0.298
²¹⁵ Po		214.99942	1.780 ms	α /7.526	6.950/0.02	(9/2+)			
					6.957/0.03				
					7.386/100				
²¹⁶ Po		216.00192	0.145 s	α /6.906	5.895/0.002	0+			
					6.778/99.99				
²¹⁷ Po		217.00632	1.53 s	α /6.662	6.539/				
²¹⁸ Po		218.00897	3.04 m	α /6.114	6.003/99.999	0+			
					5.181/0.11				
²¹⁹ Po		219.0136	~ 2 m						
²²⁰ Po		220.0163	> 0.3 μ s			0+			
²²¹ Po		221.0212	~ 1.9 m						
²²² Po		222.0241	~ 2.4 m						
²²³ Po		223.029							
²²⁴ Po		224.032							
²²⁵ Po		225.037							
²²⁶ Po		226.040							
²²⁷ Po		227.045							
⁸⁵ At									
^{191m} At			2.1 ms	α	7.65/98				
					7.72/2				
¹⁹¹ At		191.0041	~ 1.7 ms	α	7.55/100				
^{192m} At			0.012 s	α	7.435/56				0.036
					7.47/31				
¹⁹² At		192.0032	0.09 s	α	7.22/82				0.165
				β , f	7.385/14				0.188
^{193m} At			21 ms	α	7.33/98				
					7.42/2				
¹⁹³ At		192.9999	28 ms	α /	7.24/100				
^{194m} At			0.3 s	α	7.2				
¹⁹⁴ At		193.9992	40 ms	α /					
				β , f					
^{195m} At			0.15 s	α	7.07–7.22				
¹⁹⁵ At		194.9963	0.33 s	α /	6.95				
^{196m} At			8 μ s						0.158
¹⁹⁶ At		195.9958	0.39 s	α /	7.05/				
^{197m} At			2.0 s	α	6.707	(1/2+)			
¹⁹⁷ At		196.9932	0.39 s	β +, EC/7.8		(9/2-)			

Elem. or Isot.	Natural Abundance (Atom %)	Atomic Mass or Weight	Half-Life/ Resonance Width (MeV)	Decay Mode/ Energy (/MeV)	Particle Energy/ Intensity (MeV/%)	Spin ($\hbar/2\pi$)	Nuclear Magnetic Mom. (nm)	Elect. Quadr. Mom. (b)	γ -Energy/ Intensity (MeV/%)
^{198m} At			1.0 s	β^+ , EC/(75)/ α /	6.960/ 6.856/86				
¹⁹⁸ At	197.9928		4.1 s	α /	6.755/94				
^{199m} At			0.3 s						
¹⁹⁹ At	198.99053		6.9 s	β^+ , EC/8/5.6 α /(92)/	9/2- 6.643/				
^{200m2} At			47. s	α	6.411/				
^{200m} At			3.5 s	β^+ , EC/(80) α /(20)/	10- 6.538/12				
²⁰⁰ At	199.9904		43. s	β^+ , EC/65/~ 8.0 α /(35)/	5+ 6.412/44 6.465/57				
²⁰¹ At	200.9884		1.48 m	β^+ , EC/29/5.9 α /(71)/6.474	9/2- 6.344/				0.5918/100 (0.3585–0.761)
^{202m} At			0.46 s	I.T./0.391					
²⁰² At	201.9886		3.02 m	β^+ , EC/88/7.2 α /(12)/	5+ 6.135/7.7 6.225/4.3				ann.rad./ 0.4413 0.5697 0.6753
²⁰³ At	202.9869		7.4 m	β^+ , EC/69/5.1 α /(31)/6.210	9/2- 6.088/				0.1458 0.2459 0.6414 1.0020 1.0340
²⁰⁴ At	203.9873		9.1 m	β^+ , EC/95/6.5 α /(5)/	(5+) 5.951/				Po k x-ray 0.3271 0.4254 0.5156 0.6837
²⁰⁵ At	204.9861		26. m	β^+ , EC/90/4.54 α /(10)/6.020	(9/2-) 5.902/				Po k x-ray 0.1543 0.6696 0.7194
²⁰⁶ At	205.9867		29.4 m	β^+ , EC/99/5.72 α /(1)/5.881	5+ 5.703/				Po k x-ray 0.20186 0.39561 0.47716 0.70071
²⁰⁷ At	206.9858		1.81 h	β^+ , EC/90/3.91 α /(10)/5.873	9/2- 5.758/				Po k x-ray 0.16801 0.58842 0.81448
²⁰⁸ At	207.9866		1.63 h	β^+ , EC/99/4.97 α /(1)/5.752	(6+) 5.626/0.01 5.641/0.53				Po k x-ray 0.1770 0.2060 0.6601 0.6852 0.8450 1.0281
²⁰⁹ At	208.98617		5.4 h	β^+ , EC/96/3.49 α /(4)/5.757	(6+) 5.647/4.1				Po k x-ray 0.10422 0.54503 0.78189 0.79020

Elem. or Isot.	Natural Abundance (Atom %)	Atomic Mass or Weight	Half-Life/ Resonance Width (MeV)	Decay Mode/ Energy (/MeV)	Particle Energy/ Intensity (MeV/%)	Spin (<i>h</i> /2 <i>π</i>)	Nuclear Magnetic Mom. (nm)	Elect. Quadr. Mom. (b)	γ-Energy/ Intensity (MeV/%)
(0.1–2.6)									
²¹⁰ At		209.98715	8.1 h	EC/99.8/3.98		5+			Po k x-ray
				α/(0.2)/5.632	5.361/0.05				0.24535
					5.442/0.05				0.52758
									1.18143
									1.43678
									1.48335
									(0.04–2.4)
²¹¹ At		210.98750	7.21 h	EC/(58)/0.787		9/2+			Po k x-ray
				α/(42)/5.980	5.211/0.004				0.66956
					5.868/42				0.6870
									0.74263
^{212m} At			0.119 s	α/	7.837/65	(9-)			
					7.897/33				
²¹² At		211.99074	0.314 s	α/7.828	7.058/0.4	(1-)			
					7.088/0.6				
					7.618/15				
					7.681/84				
²¹³ At		212.99294	0.11 μs	α/9.254	9.080/	9/2-			
^{214m} At			0.76 μs	α/8.762		(9-)			
²¹⁴ At		213.99637	0.56 μs	α/8.987	8.819/100	(1-)			
²¹⁵ At		214.99865	0.10 ms	α/8.178	7.626/0.045	(9/2-)			0.40486
					8.023/99.9				
²¹⁶ At		216.00242	0.30 ms	α/7.947	7.595/0.2	(1-)			
					7.697/2.1				
					7.800/97				
²¹⁷ At		217.00472	32.8 ms	α/7.202	6.812/0.06	(9/2-)	3.8		0.2595
					7.067/99.9				0.3345
									0.5940
²¹⁸ At		218.0087	1.6 s	α/6.883	6.654/6				
					6.695/90				
					6.748/4				
²¹⁹ At		219.01116	50. s	α/6.390	6.275/				
²²⁰ At		220.0154	3.71 m	β- /3.7					(0.24–0.70)
²²¹ At		221.0180	2.3 m	β					
²²² At		222.0225	0.9 m	β					
²²³ At		223.0252	50. s	β					
²²⁴ At		224.0297	~ 1.3 m						
²²⁵ At		225.033							
²²⁶ At		226.037							
²²⁷ At		227.040							
²²⁸ At		228.045							
²²⁹ At		229.048							
⁸⁶ Rn									
¹⁹³ Rn		193.0097	1.2 ms	α	7.69/74				0.194
					7.88/26				
¹⁹⁴ Rn		194.0061	0.8 ms	α	7.70				
^{195m} Rn			5 ms	α	7.56				
¹⁹⁵ Rn		195.0054	6 ms	α	7.54				
¹⁹⁶ Rn		196.0021	4. ms	α/	7.46	0+			
^{197m} Rn			0.02 s	α	7.36				
¹⁹⁷ Rn		197.0016	0.07 s	α/	7.26				
¹⁹⁸ Rn		197.9987	64. ms	α	7.205	0+			
^{199m} Rn			0.32 s	α	7.060	(13/2+)			
¹⁹⁹ Rn		198.9984	0.62 s	α/	6.989	3/2-			

Elem. or Isot.	Natural Abundance (Atom %)	Atomic Mass or Weight	Half-Life/ Resonance Width (MeV)	Decay Mode/ Energy (/MeV)	Particle Energy/ Intensity (MeV/%)	Spin (<i>h</i> /2 <i>π</i>)	Nuclear Magnetic Mom. (nm)	Elect. Quadr. Mom. (b)	γ-Energy/ Intensity (MeV/%)
²⁰⁰ Rn		199.9957	1.06 s	α/(98)/	6.901/	0+			0.4329
				EC/(2)/5.					0.5043
^{201m} Rn			3.8 s	EC/(10)/		13/2+			
				α/(90)/	6.773/				
²⁰¹ Rn		200.9956	7.0 s	α/(80)/	6.725/	(3/2-)			
				EC/(20)/	α/6.778				
²⁰² Rn		201.9933	9.9 s	α/(12)/	6.641/	0+			0.5695
				EC/(88)/					0.288–0.6255
^{203m} Rn			28. s	α/	6.551	13/2+	−0.96	+1.3	
²⁰³ Rn		202.9934	45. s	α/(66)/6.629	6.499/	3/2-			
				EC/(34)/~ 7.4					
²⁰⁴ Rn		203.9914	1.24 m	α/(68)/	6.420/	0+			
				EC/(32)/3.8					
²⁰⁵ Rn		204.9917	2.8 m	α/(23)/6.390	6.123(3)/0.02	5/2-	+0.80	+0.06	0.2652
				EC/(77)/5.2	6.262(3)/23				0.3553
									0.4648
									0.6205
									0.6753
									0.7300
²⁰⁶ Rn		205.9902	5.7 m	α/(68)/6.384	6.258(3)/	0+			0.06170
				EC/(32)/3.3					0.0968
									0.3245
									0.3862
									0.4822
									0.4973
									0.7728
^{207m} Rn			0.18 ms						
²⁰⁷ Rn		206.9907	9.3 m	β+, EC/77/4.6		5/2-	+0.82	+0.22	At k x-ray
				α/(23)/6.252	5.995(4)/0.02				0.32947
					6.068(3)/0.15				0.34455
					6.126(3)/22.8				0.36767
									0.40267
									0.74723
									(0.18–1.4)
²⁰⁸ Rn		207.9896	24.3 m	α/(60)/6.260	5.469(2)/0.003	0+			
				EC/(40)/2.85	6.140(2)/60				
²⁰⁹ Rn		208.9904	29. m	β+ /(83)/3.93	2.16/2.3	5/2-	+0.8388	+0.31	At k x-ray
				α/(17)/	5.887(3)/0.04				0.27933
					5.898(3)/0.02				0.33753
					6.039(2)/16.9				0.40841
									0.68942
									0.74594
									(0.18–3.2)
²¹⁰ Rn		209.98969	2.4 h	α/(96)/6.157	5.351(2)/0.005	0+			At k x-ray
				EC/(4)/2.37	6.039(2)/96				0.19625
									0.45824
									0.57104
									0.64868
									(0.14–1.7)
²¹¹ Rn		210.99060	14.6 h	β+, EC/74/2.89		1/2-	+0.60		At k x-ray
				α/(26)/5.964	5.619(1)/0.7				0.16877
					5.784(1)/16.4				0.25022
					5.851(1)/8.8				0.37049
									0.67412

Elem. or Isot.	Natural Abundance (Atom %)	Atomic Mass or Weight	Half-Life/ Resonance Width (MeV)	Decay Mode/ Energy (/MeV)	Particle Energy/ Intensity (MeV/%)	Spin (<i>h</i> /2 <i>π</i>)	Nuclear Magnetic Mom. (nm)	Elect. Quadr. Mom. (b)	γ-Energy/ Intensity (MeV/%)
									0.67839
									1.36298
									(0.11–2.7)
²¹² Rn		211.99070	24. m	α/6.385	5.587(4)/0.05	0+			
					6.260(4)/99.95				
²¹³ Rn		212.99388	19. ms	α/8.243	7.552(8)/1.0	9/2+			0.540
					8.087(8)/98.2				
					7.254/0.8				
²¹⁴ Rn		213.9954	0.27 μs	α/9.209	9.037(9)/	0+			
²¹⁵ Rn		214.99875	2.3 μs	α/8.840	8.674(8)/	(9/2+)			
²¹⁶ Rn		216.00027	45. μs	α		0+			
²¹⁷ Rn		217.00393	0.6 ms	α/7.885	7.500/0.1	9/2+			
					7.742(4)/100				
²¹⁸ Rn		218.00560	33.8 ms	α/7.267	6.534(1)/0.16	0+			0.6093
					7.133(1)/99.8				0.6653
²¹⁹ Rn		219.00948	3.96 s	α/6.946(1)	6.3130(5)/0.05	5/2+	−0.44	+1.0	Po k x-ray
					6.425(3)/7.5				0.13057
					6.5309(4)/0.12				0.27113
					6.5531(3)/12.2				0.40170
					6.8193(3)/81				(0.1–1.05)
²²⁰ Rn		220.01139	55.6 s	α/6.404	5.7486(5)/0.07	0+			
					6.2883(1)/99.9				
²²¹ Rn		221.01554	25. m	α/(22)/6.148	5.778(3)/1.8	7/2+	−0.020	−0.4	Fr L x-ray
				β [−] /(78)/1.2	5.788(3)/2.2				0.07384
					6.037(3)/18				0.08323
									0.0610
									0.18639
²²² Rn		222.01758	3.823 d	α/5.590	4.987(1)/0.08	0+			0.510
					5.4897(3)/99.9				
²²³ Rn		223.02189	23. m	β [−] /		7/2	−0.78	~ +0.80	
²²⁴ Rn		224.0241	1.8 h	β [−] /		0+			0.1085
									0.2601
									0.2655
²²⁵ Rn		225.0285	4.5 m	β [−] /		7/2-	−0.70	~ +0.84	
²²⁶ Rn		226.0309	7.4 m	β [−] /		0+			
²²⁷ Rn		227.0353	2. s	β [−] /					
²²⁸ Rn		228.0378	65. s	β [−] /		0+			
²²⁹ Rn		229.0423	12 s						
²³⁰ Rn		230.045							
²³¹ Rn		231.050							
⁸⁷ Fr									
¹⁹⁷ Fr			~ 0.6 ms	α	7.73				
^{198m2} Fr			1. ms	α					
^{198m1} Fr			15. ms	α					
^{199m} Fr			~ 2. ms	α	7.81				
¹⁹⁹ Fr		199.0073	6. ms	α	7.68				
²⁰⁰ Fr		200.0066	49 ms	α	7.47				
^{201m} Fr			~ 0.02 s	α/	7.454				
²⁰¹ Fr		201.0039	~ 60 ms	α/	7.36/	(9/2-)			
^{202m} Fr			0.29 s	α	7.236/				
²⁰² Fr		202.0033	0.30 s	α/7.590	7.24/100				
²⁰³ Fr		203.00094	0.54 s	α/7.280	7.132(5)/	(9/2-)			
^{204m2} Fr			0.8 s	α	7.01				
^{204m1} Fr			2. s	α	6.97				

Elem. or Isot.	Natural Abundance (Atom %)	Atomic Mass or Weight	Half-Life/ Resonance Width (MeV)	Decay Mode/ Energy (/MeV)	Particle Energy/ Intensity (MeV/%)	Spin ($\hbar/2\pi$)	Nuclear Magnetic Mom. (nm)	Elect. Quadr. Mom. (b)	γ -Energy/ Intensity (MeV/%)
²⁰⁴ Fr		204.0007	1.8 s	α /	7.03/96 6.97/90 7.01/74	(3)	+4.0	−0.18	
²⁰⁵ Fr		204.99859	3.9 s	α /7.050	6.914(5)/	(9/2-)	+3.8	−0.35	0.5647/100 (0.356–0.657)
^{206m} Fr			0.7 s	α /	6.93				0.531(IT)
²⁰⁶ Fr		205.9987	16.0 s	α /7.416	6.792(5)/84	(3)	+4.0	−0.36	
²⁰⁷ Fr		206.9969	14.8 s	α /6.900	6.766(5)/	9/2-	+3.9	−0.16	
²⁰⁸ Fr		207.9971	59.1 s	α /(77)/6.770 EC/(23)/6.99	6.636(5)/	7+	+4.8	+0.005	
²⁰⁹ Fr		208.9960	50.0 s	α /(89)/5.1 EC/(11)/5.16	6.646(3)/	9/2-	+3.9	−0.24	0.7978 (0.110–1.384)
²¹⁰ Fr		209.9964	3.2 m	α /6.670/71 EC/6.26	6.543(5)/99.87 (5.90-6.42)	6+	+4.4	+0.19	0.2030 0.6438 0.8175 0.9008
²¹¹ Fr		210.9956	3.10 m	α /6.660/87 EC/4.61	6.534(5)/99.94 (5.87-6.20)	9/2-	+4.0	−0.19	0.220 0.2799 0.5389 0.9169
²¹² Fr		211.9962	20. m	EC/(57)/5.12 α /(43)/6.529	6.261(1)/16 6.335(1)/4 6.335(1)/4 6.343(1)/1.3 6.383(1)/10 6.406(1)/9.5 6.08–6.18	5+	+4.6	−0.10	Rn x-ray 0.08107 0.08378 0.2277 1.1856 1.2748 0.014–1.178
²¹³ Fr		212.9962	34.1 s	α /6.905	8.476(4)/51	9/2-	+4.0	−0.14	(0.408–0.577)
^{214m} Fr			3.4 ms	α /	8.547(4)/46 6.775–8.046	9-			
²¹⁴ Fr		213.9990	5.0 ms	α /8.587	7.409(3)/0.3 7.605(8)/1.0 7.940(3)/1.0 8.355(3)/4.7 8.427(3)/93	(1-)			(0.073–0.966)
²¹⁵ Fr		215.00034	0.12 μ s	α /9.537	9.360(8)/	(9/2-)			
²¹⁶ Fr		216.00319	0.70 μ s	α /9.175	9.005(10)/95				(0.045–0.160)
²¹⁷ Fr		217.00463	0.016 ms	α /8.471	8.315(8)/	(9/2-)			
^{218m} Fr			22. ms	α					
²¹⁸ Fr		218.00758	1. ms	α /8.014	7.384(10)/0.5 7.542(15)/1.0 7.572(10)/5 7.732(10)/0.5 7.867(2)/93	(1-)			
²¹⁹ Fr		219.00925	21. ms	α /8.132	6.802(2)/0.25 6.967(2)/0.6 7.146(2)/0.25 7.313(2)/99	(9/2-)			
²²⁰ Fr		220.01233	27.4 s	α /6.800	6.582(1)/10 6.630(2)/6 6.641(1)/12 6.686(1)/61 6.39–6.58	1+	−0.67	+0.47	0.0450 0.061 0.1060 0.1539 0.1617
²²¹ Fr		221.01426	4.81 m	α /6.457	5.9393(7)/0.17 5.9797(7)/0.49	5/2-	+1.58	−1.0	At k x-ray 0.0995

Elem. or Isot.	Natural Abundance (Atom %)	Atomic Mass or Weight	Half-Life/ Resonance Width (MeV)	Decay Mode/ Energy (/MeV)	Particle Energy/ Intensity (MeV/%)	Spin (<i>h</i> /2 <i>π</i>)	Nuclear Magnetic Mom. (nm)	Elect. Quadr. Mom. (b)	γ-Energy/ Intensity (MeV/%)
					6.0751(7)/0.15				0.21798
					6.1270(7)/				0.4091
					6.2433(3)/1.3				
					6.3410(7)/83.4				
²²² Fr		222.0176	14.3 m	β ⁻ /2.03	1.78/	2-	+0.63	+0.51	
				α/5.850					
²²³ Fr		223.01974	22.0 m	β ⁻ /1.149	α/5.291	3/2(-)	+1.17	+1.17	0.1509
				α//0.006	5.314				0.0589
					5.403				0.1453
²²⁴ Fr		224.0234	3.0 m	β ⁻ /2.82		1-	+0.40	+0.517	0.13150
									0.21575
									0.8367
									(0.1–2.21)
²²⁵ Fr		225.0256	3.9 m	β ⁻ /1.87		3/2-	+1.07	+1.3	
²²⁶ Fr		226.0296	49. s	β ⁻ /3.6		1-	+0.071	−1.35	0.18606
									0.25373
²²⁷ Fr		227.0319	2.48 m	β ⁻ /2.5		1/2+	+1.50		
²²⁸ Fr		228.0358	39. s	β ⁻ /~ 3.5		2-	−0.76	+2.4	
²²⁹ Fr		229.0383	50. s	β ⁻ /					
²³⁰ Fr		230.0424	19. s	β ⁻ /		(3)			
²³¹ Fr		231.0452	17. s	β ⁻ /					
²³² Fr		232.049	5. s	β ⁻ /					(0.0545–0.721)
²³³ Fr		233.053							
⁸⁸ Ra									
²⁰¹ Ra		201.013	~ 1.6 ms	α	7.91/				
²⁰² Ra		202.0098	~ 0.02 ms	α	7.74	0+			
^{203m} Ra			24 ms	α	7.61				
²⁰³ Ra		203.0093	~ 31 ms	α	7.59				
²⁰⁴ Ra		204.0065	0.06 s	α	7.48	0+			
^{205m} Ra			~ 0.17 s						
²⁰⁵ Ra		205.0063	0.22 s	α	7.34				
²⁰⁶ Ra		206.0038	0.4 s	α/7.416	7.272(5)/	0+			
²⁰⁷ Ra		207.0038	1.3 s	α/7.270	7.133(5)/				
²⁰⁸ Ra		208.0018	1.1 s	α/7.273/87	7.133(5)/	0+			
^{209m} Ra			0.12 ms			(13/2+)			(0.2384–0.644)
²⁰⁹ Ra		209.0020	4.6 s	α/7.150	(6.50-7.14)	5/2-	+0.87	+0.40	(0.387–0.634)
^{210m} Ra			2.34 μs						(0.0967–0.775)
²¹⁰ Ra		210.0005	3.7 s	α/7.610	7.020(5)/	0+			574.9
^{211m} Ra			5.1 μs						(0.396–0.802)
²¹¹ Ra		211.0009	13. s	α/7.046	6.907/99.	5/2(-)	+0.878	+0.48	
				EC/5.0	(6.26-6.79)				(0.120–0.665)
^{212m} Ra			8.4 μs						(0.440–0.824)
²¹² Ra		211.99979	13.0 s	α/7.033	6.901(2)/	0+			
^{213m} Ra			2.20 ms	IT//99	α/8.47/63	17/2-	7.4		0.1612/41
				α//0.6	8.36/33				0.5462/100
					8.27/4				0.1062/97
²¹³ Ra		213.0004	2.7 m	EC/(20)/3.88	α/6.225/49	1/2-	+0.613		0.1024
				α/(80)/6.860	6.733/45				0.110
					6.522/5.4				0.215
					6.413/0.22				(0.105–0.511)
^{214m} Ra			0.068 ms	α//0.09	8.95/91				(0.181–1.382)
²¹⁴ Ra		214.00010	2.46 s	α/7.272	7.14/99.8/	0+			0.642
					6.51/0.2				
^{215m} Ra			7.6 μs						(0.196–1.048)
²¹⁵ Ra		215.00272	1.64 ms	α/8.864	7.883(6)/2.8	(9/2+)			0.773/100

Elem. or Isot.	Natural Abundance (Atom %)	Atomic Mass or Weight	Half-Life/ Resonance Width (MeV)	Decay Mode/ Energy (/MeV)	Particle Energy/ Intensity (MeV/%)	Spin ($\hbar/2\pi$)	Nuclear Magnetic Mom. (nm)	Elect. Quadr. Mom. (b)	γ -Energy/ Intensity (MeV/%)
					8.171(3)/1.4				0.852/74
					8.700(3)/95.9				0.055–1.048
²¹⁶ Ra		216.0035	0.18 μ s	α /9.526	9.349(8)/	0+			
²¹⁷ Ra		217.0063	1.6 μ s	α /9.161	8.992(8)/	9/2-			
²¹⁸ Ra		218.0071	26. μ s	α /8.547	8.390(8)/	0+			
²¹⁹ Ra		219.0101	0.010 s	α /8.132	7.680(10)/65				
					7.982(9)/35				
²²⁰ Ra		220.0110	18. ms	α /7.593	7.39/5	0+			0.465
					7.45/95				
²²¹ Ra		221.01392	29. s	α /6.879	6.254(10)/0.7	5/2+	−0.180	+2.0	
					6.578(5)/3				
					6.585(3)/8				
					6.608(3)/35				
					6.669(3)/21				
					6.758(3)/31				
²²² Ra		222.01538	33.6 s	α /5.590	6.237(2)/3.0	0+			0.324
					6.556(2)/97				0.145–0.8402
²²³ Ra		223.01850	11.43 d	α /5.979	5.287(1)/0.15	3/2+	+0.271	+1.25	Rn k x-ray
					5.338(1)/0.13				0.12231
					5.365(1)/0.13				0.14418
					5.433(5)/2.3				0.15418
					5.502(1)/1.0				0.15859
					5.540(1)/9.2				0.26939
					5.607(3)/24				0.32388
					5.716(3)/52				0.33328
					5.747(1)/9				0.44494
					5.857(1)/0.32				(0.10–0.7)
					5.872(1)/0.85				
²²⁴ Ra		224.02021	3.66 d	α /5.789	5.034(10)/0.003	0+			Rn k x-ray
					5.047(1)/0.007				0.2407
					5.164(5)/0.007				0.4093
					5.449(2)/4.9				0.6501
					5.685(2)/95				
²²⁵ Ra		225.02361	14.9 d	β^- /0.36	0.32/100	1/2+	−0.734		Ac k x-ray
				α	5.01×10^{-5}				0.0434
					4.98×10^{-6}				
²²⁶ Ra		226.02541	1599. a	α /4.870	4.194(1)/0.001	0+			Rn k x-ray
			$> 4 \times 10^{18}$ a	$sf/4 \times 10^{-14}$	4.343(1)/0.006				0.1861/3.64
					4.601(1)/6.16				0.2624
					4.784(1)/93.8				0.053–2.448
²²⁷ Ra		227.02918	42. m	β^- /1.325	1.03/	3/2+	−0.404	+1.5	Ac L x-ray
					1.30/				Ac k x-ray
									0.02739
²²⁸ Ra		228.03107	5.76 a	β^- /0.046	0.039/50	0+			0.0135
				$\beta f/5 \times 10^{-12}$	0.014/30				(0.006–0.031)
					0.026/20				
²²⁹ Ra		229.0349	4.0 m	β^- /1.76	1.76/	5/2+	+0.503	+3.1	0.0145–0.172
²³⁰ Ra		230.0371	1.5 h	β^- /1.0	0.7/	0+			0.0631
									0.0720
									0.2028
									0.4698
									0.4787
²³¹ Ra		231.0410	1.7 m	β^-					(0.018–1.155)
²³² Ra		232.0435	4. m	β^-		0+			
²³³ Ra		233.0476	30. s	β^-					

Elem. or Isot.	Natural Abundance (Atom %)	Atomic Mass or Weight	Half-Life/ Resonance Width (MeV)	Decay Mode/ Energy (/MeV)	Particle Energy/ Intensity (MeV/%)	Spin ($\hbar/2\pi$)	Nuclear Magnetic Mom. (nm)	Elect. Quadr. Mom. (b)	γ -Energy/ Intensity (MeV/%)
²³⁴ Ra		234.0503	~ 30. s	β^- /		0+			
⁸⁹ Ac									
²⁰⁵ Ac			~ 0.02 s	α	7.94	(9/2-)			
^{206m} Ac			0.04 s	α	7.79				
²⁰⁶ Ac		206.0145	~ 26 ms	α	7.75				
²⁰⁷ Ac		207.0120	27 ms	α /	7.69				
^{208m} Ac			~ 25. ms	α /	7.72				
²⁰⁸ Ac		208.0116	~ 0.1 s	α /	7.62				
²⁰⁹ Ac		209.0095	~ 0.10 s	α /	7.58				
²¹⁰ Ac		210.0094	0.34 s	α /7.610	7.462(8)/				
²¹¹ Ac		211.0077	0.20 s	α /7.620	7.480(8)/				
²¹² Ac		212.0078	0.9 s	α /7.520	7.379(8)/				
²¹³ Ac		213.0066	0.73 s	α /7.500	7.364(8)/	(9/2-)			
²¹⁴ Ac		214.0069	8.2 s	α /(86)/7.350	7.215/54	(5+)			(0.0626–0.754)
				EC/(14)/6.34	7.081/42				
					(6.48-7.15)				
²¹⁵ Ac		215.0065	0.17 s	α /7.750	7.60/99.57	(9/2-)			0.399
					7.21/0.46				0.582
					7.03/0.20				0.654
					6.96/0.14				
^{216m} Ac			0.44 ms	α /	8.198(8)/1.7	(9-)			(0.0826–1.375)
					8.283(8)/2.5				
					9.028(5)/49				
					9.106(5)/46				
²¹⁶ Ac		216.0087	44. ms	α /9.241	8.990(2)/10	(1-)			
					9.070(8)/90				
^{217m} Ac			0.7 μ s	α /	10.540/100				
²¹⁷ Ac		217.0093	0.07 μ s	α /9.832	9.650(10)/100	9/2-			
²¹⁸ Ac		218.0116	1.1 μ s	α /9.380	9.205(15)/				
²¹⁹ Ac		219.0124	0.012 ms	α /8.830	8.664(10)/	(9/2-)			
²²⁰ Ac		220.01476	26. ms	α /8.350	7.610(20)/23				
					4.680(20)/21				
					7.790(10)/13				
					7.850(10)/24				
					7.985(10)/4				
					8.005(10)/5				
					8.060(10)/6				
					8.195(10)/3				
²²¹ Ac		221.0156	52. ms	α /7.790	7.170(10)/2				
					7.375(10)/10				
					7.440(15)/20				
					7.645(10)/70				
^{222m} Ac			63. s	α /(>89)/	6.710(20)/7				
				EC/(1)/	6.750(20)/13				
				I.T./(<10)/	6.810(20)/24				
					6.840(20)/9				
					6.890(20)/13				
					6.970(20)/7				
					7.000(20)/13				
²²² Ac		222.01784	5. s	α /7.141	6.967(10)/6	1-			
					7.013(2)/94				
²²³ Ac		223.01914	2.1 m	α /(99)/6.783	6.131(2)/0.12	(5/2-)			0.0725
				EC/(1)/0.59	6.177(2)/0.94				0.0839
					6.293(1)/0.47				0.0927
					6.326(1)/0.3				0.0990

Elem. or Isot.	Natural Abundance (Atom %)	Atomic Mass or Weight	Half-Life/Resonance Width (MeV)	Decay Mode/ Energy (/MeV)	Particle Energy/ Intensity (MeV/%)	Spin ($\hbar/2\pi$)	Nuclear Magnetic Mom. (nm)	Elect. Quadr. Mom. (b)	γ -Energy/ Intensity (MeV/%)
					6.332(2)/0.14				0.1917
					6.360(1)/0.22				0.2158
					6.397(1)/0.13				0.3588
					6.448(1)/0.2				0.4768
					6.473(1)/3.1				
					6.523(2)/0.6				
					6.528(1)/3.1				
					6.563(1)/13.6				
					6.582(3)/0.3				
					6.646(1)/44				
					6.661(1)/31				
²²⁴ Ac		224.02172	2.7 h	EC/(90)/1.403	5.841(1)/0.5	0-			Ra L x-ray
				α /(10)/6.323	5.860(1)/0.75				Ra k x-ray
					5.875(1)/1.7				0.08426
					5.941(1)/4.4				0.13150
					6.000(1)/6.7				0.1571
					6.013(1)/1.4				0.21575
					6.056(1)/22				0.2619
					6.138(1)/26				(0.03–0.3)
					6.154(1)/1.0				
					6.204(1)/12				
					6.210(1)/20				
²²⁵ Ac		225.02323	9.920 d	α /5.935	5.286(1)/0.2	3/2			Fr k x-ray
					5.444(3)/0.1				0.06296/0.48
					5.554(1)/0.1				0.09982/1.36
					5.608(1)/1.1				0.1084
					5.636(1)/4.5				0.1116
					5.681(1)/1.4				0.1451
					5.722(1)/2.9				0.150/0.691
					5.731(1)/10				0.15724
					5.791(1)/9				0.18795/0.54
					5.793(1)/18				0.0075–0.809
²²⁶ Ac		226.02610	1.224 d	EC/(17)/0.640		(1-)			Ra k x-ray
				β^- /(83)/1.116					Th k x-ray
				α /(0.006)/5.51	5.399(5)/0.006				0.07218
									0.15816
									0.23034
²²⁷ Ac		227.02775	21.77 a	β^- /98.6/0.045	0.045/54	3/2-	+1.1	+1.7	0.0838/23.
				α /(1.4)/5.043	4.869(1)/0.09				0.0811/14.
					4.938(1)/0.52				0.2696/13.
					4.951(1)/0.65				(0.044–1.27)
²²⁸ Ac		228.03102	6.15 h	β^- /2.127	1.11/32	3+			Th L x-ray
					1.85/12				Th k x-ray
					2.18/11				0.12903
									0.33842
									0.91116
									0.96897
									(0.2–1.96)
²²⁹ Ac		229.0330	1.04 h	β^- /1.10	1.1/	(3/2+)			0.09335/2.43
									0.16451/2.61
									0.56916/2.24
									0.0111–0.898
²³⁰ Ac		230.0363	2.03 m	β^- /2.7	1.4/	1+			Th k x-ray
				β^- , sf	/0.000119				0.45497
									0.50820

Elem. or Isot.	Natural Abundance (Atom %)	Atomic Mass or Weight	Half-Life/ Resonance Width (MeV)	Decay Mode/ Energy (/MeV)	Particle Energy/ Intensity (MeV/%)	Spin (<i>h</i> /2π)	Nuclear Magnetic Mom. (nm)	Elect. Quadr. Mom. (b)	γ-Energy/ Intensity (MeV/%)
									(0.12–2.5)
²³¹ Ac		231.0384	7.5 m	β- /2.1	2.1/100	(1/2+)			0.14379
									0.18574
									0.22140
									0.28250
									0.3070
²³² Ac		232.0420	2.0 m	β- /3.7		(2-)			
²³³ Ac		233.0443	2.4 m	β- /		(1/2+)			
²³⁴ Ac		234.0481	40. s	β- /		(1+)			
²³⁵ Ac		235.0508							
²³⁶ Ac		236.0550	~ 1.2 m						
⁹⁰ Th		232.0377(4)							
²⁰⁸ Th		208.0179	~ 1.7 ms	α	8.04				
²⁰⁹ Th		209.0178	~ 2.5 ms	α	8.08				
²¹⁰ Th		210.0151	16. ms	α	7.90	0+			
²¹¹ Th		211.0149	0.04 s	α	7.79				
²¹² Th		212.0130	32. ms	α/	7.80/	0+			
²¹³ Th		213.0130	0.14 s	α/7.840	7.692(10)/				
²¹⁴ Th		214.0115	0.10 s	α/7.825	7.677(10)/	0+			
²¹⁵ Th		215.0117	1.2 s	α/7.660	7.33(10)/8	(1/2-)			0.134
									0.192
									(0.069–0.295)
^{216m} Th			0.14 ms	α	9.93/74				(0.0905–1.478)
									8.00, 9.31
²¹⁶ Th		216.0111	27. ms	α/8.071	7.92/99.46	0+			0.628
									7.30/0.54
²¹⁷ Th		217.0131	0.25 ms	α/9.424	9.27/94.6				(0.546–0.822)
									8.46/3.8
									8.73/1.6
²¹⁸ Th		218.0133	0.11 μs	α/9.847	9.665(10)/	0+			
²¹⁹ Th		219.0155	1.05 μs	α/9.510	9.340(20)/				
²²⁰ Th		220.0157	10. μs	α/8.953	8.790(20)/	0+			
²²¹ Th		221.0182	2. ms	α/8.628	7.732/7				
									8.142/72
									8.469/21
²²² Th		222.0185	2.24 ms	α/8.129	7.980/97.7	0+			
									7.599/2.3
²²³ Th		223.0208	0.60 s	α/7.454	7.29(1)/41(5)				
									7.32(1)/29(5)
									7.350(15)/20(5)
									7.390(15)/10(4)
²²⁴ Th		224.0215	1.05 s	α/7.305	6.768(5)/1.2	0+			
									6.997(5)/19
									7.170(5)/7
²²⁵ Th		225.02395	8.72 m	EC/(10)/0.68		(3/2+)			
									α/(90)/6.920
									6.441(2)/15
									6.479(2)/43
									6.501(3)/14
									6.627(3)/3
									6.650(5)/3
									6.700(5)/2
									6.743(3)/7
									6.796(2)/9
²²⁶ Th		226.02490	30.70 m	α/6.454	6.026(1)/0.2	0+			Ra k x-ray
									6.041(1)/0.19
									0.1112

Elem. or Isot.	Natural Abundance (Atom %)	Atomic Mass or Weight	Half-Life/ Resonance Width (MeV)	Decay Mode/ Energy (/MeV)	Particle Energy/ Intensity (MeV/%)	Spin (<i>h</i> /2π)	Nuclear Magnetic Mom. (nm)	Elect. Quadr. Mom. (b)	γ-Energy/ Intensity (MeV/%)
					6.098(1)/1.3				0.2421
					6.2283(4)/23				0.1310
					6.3375(4)/75				0.1733–0.9295
²²⁷ Th		227.02770	18.72 d	α/6.146		(3/2+)			Ra L x-ray
									Ra k x-ray
									0.05014
									0.23597
									0.25624
									(0.02–1.0)
²²⁸ Th		228.02874	1.913 a	α/5.520	5.1770(2)/0.18	0+			
					5.2114(1)/0.4				
					5.3405(1)/26.7				
					5.4233(1)/73				
^{229m} Th			13.9 h	α	4.83–5.08				
²²⁹ Th		229.03176	7.93 × 10 ³ a	α/5.168	4.814/9.3	5/2+	+0.46	+4.	0.1935/4.3
					4.845(5)/56				0.21089/277
					4.9008(5)/10.2				0.13697/1.21
					4.689–5.077				0.011–0.6036
²³⁰ Th	0.02(02)	230.03313	7.56 × 10 ⁴ a	α/4.771	4.4383(6)/0.03	0+			0.0677/0.46
					4.4798(6)/0.12				0.1439/0.078
			> 2 × 10 ¹⁸ a	SF// < 4 × 10 ^{–12}	4.6211(6)/23.4				
					4.6876(6)/76.3				
²³¹ Th		231.03630	1.063 d	β- /0.390	0.138/22	5/2+			Pa L x-ray
					0.218/20				Pa k x-ray
					0.305/52				0.02564
									0.084203/
									(0.02–0.3)
²³² Th	99.98(02)	232.03806	1.40 × 10 ¹⁰ a	α/4.081	3.830(10)/0.2	0+			0.0590
			1.2 × 10 ²¹ a	sf/1.1 × 10 ^{–9}	3.952(5)/23				0.124
					4.010(5)/77				
²³³ Th		233.04158	22.3 m	β- /1.245	1.245/	½+			Pa L x-ray
									Pa k x-ray
									0.02938
									0.08653
									0.45930
									(0.02–1.2)
²³⁴ Th		234.04360	24.10 d	β- /0.273	0.102/20	0+			Pa L x-ray
					0.198/72				0.06329/4.1
									0.09235/2.4
									0.09278/2.4
²³⁵ Th		235.0473	7.2 m	β- /1.9					0.4162
									0.6594
									0.7272
									0.747
									0.9318
²³⁶ Th		236.0497	37.5 m	β- /~ 1.0		0+			Pa k x-ray
									0.1107
²³⁷ Th		237.0536	5.0 m	β-					
²³⁸ Th		238.057	9.4 m			0+			0.0890
⁹¹ Pa		231.03588(2)							
²¹² Pa		212.0232	~ 5 ms	α	8.27				
²¹³ Pa		213.0211	7 ms	α	8.24				
²¹⁴ Pa		214.0209	17 ms	α	8.12				
²¹⁵ Pa		215.0192	15. ms	α	8.08/100				
²¹⁶ Pa		216.0191	0.19 s	α/	7.95/51				0.134

Elem. or Isot.	Natural Abundance (Atom %)	Atomic Mass or Weight	Half-Life/ Resonance Width (MeV)	Decay Mode/ Energy (/MeV)	Particle Energy/ Intensity (MeV/%)	Spin (<i>h</i> /2π)	Nuclear Magnetic Mom. (nm)	Elect. Quadr. Mom. (b)	γ-Energy/ Intensity (MeV/%)
					7.82/45				
					7.79/4				
^{217m} Pa			1.08 ms	α/	10.16/72				0.4504–0.821
					8.306/11				
					9.55/6				
					9.69/2				
²¹⁷ Pa		217.0183	3.8 ms	α/8.490	8.337/99				0.0466–0.634
					7.873/0.4				
					7.728/0.3				
					7.710/0.3				
²¹⁸ Pa		218.0201	0.12 ms	α/	9.54/31				0.092
					9.61/69				
²¹⁹ Pa		219.0199	0.05 μs	α					
²²⁰ Pa		220.0217	0.8 μs	α					
²²¹ Pa		221.0219	6. μs	α	9.08(3)				
²²² Pa		222.0238	~ 4.3 ms	α/8.700	8.180/50				
					8.330/20				
					8.540/30				
²²³ Pa		223.0240	~ 6.5 ms	α/8.340	8.006(10)/55				
					8.196(10)/45				
²²⁴ Pa		224.02562	0.84 s	α/7.630	7.555(10)/75(3)				0.1945
					7.46(1)/25(3)				(0.028–0.412)
²²⁵ Pa		225.0261	1.8 s	α/7.380	7.195(10)/30				
					7.245(10)/70				
²²⁶ Pa		226.0279	1.8 m	α/(74)/6.987	6.728(10)/0.7				
				EC/(26)/2.83	6.823(10)/35				
					6.863(10)/39				
²²⁷ Pa		227.02881	38.3 m	α/(85)/6.582	6.357(4)/7	(5/2-)			0.0649
				EC/(15)/1.02	6.376(10)/2.2				0.0669
					6.401(4)/8				0.1100
					6.416(4)/13				
					6.423(10)/10				
					6.465(4)/43				
²²⁸ Pa		228.03105	22. h	EC/(98)/2.111		(3+)	+3.5		Th k x-ray
				α/(2)	5.779/0.23				0.409/100
					5.805/0.15				0.4631/222
					6.078/0.4				0.91116/242
					6.105/0.25				0.96464/120
					6.118/0.22				0.96897/149
									0.058–1.96
²²⁹ Pa		229.03210	1.5 d	EC/(99.8)/0.32		(5/2+)			0.04244
				α/(0.2)/5.836	5.536(2)/0.02				(0.024–0.18)
					5.579(2)/0.09				
					5.668(2)/0.05				
²³⁰ Pa		230.03454	17.4 d	EC/(90)/1.310	0.51/	(2-)	2.0		Th L x-ray
				β-/ (10)/0.563					Th k x-ray
									0.4437
									0.45477
									0.89876
									0.91856
									0.95199
									(0.053–1.07)
²³¹ Pa	100	231.03588	3.25 × 10 ⁴ a	α/5.148	4.6781(5)/1.5	3/2-	2.01	–1.7	Ac L x-ray
					4.7102(5)/1.0				Ac k x-ray
			> 2 × 10 ¹⁷ a	sf/< 1.6 × 10 ^{–15}	4.7343(5)/8.4				0.01899
					4.8513(5)/1.4				0.027396

Elem. or Isot.	Natural Abundance (Atom %)	Atomic Mass or Weight	Half-Life/ Resonance Width (MeV)	Decay Mode/ Energy (/MeV)	Particle Energy/ Intensity (MeV/%)	Spin (<i>h</i> /2 <i>π</i>)	Nuclear Magnetic Mom. (nm)	Elect. Quadr. Mom. (b)	γ-Energy/ Intensity (MeV/%)
					4.9339(5)/3				0.03823
					4.9505(5)/22.8				0.04639
					4.9858(5)/1.4				0.25586
					5.0131(5)/25.4				0.26029
					5.0292(5)/20				0.28367
					5.0318(5)/2.5				0.30007
					5.0587(5)/11				0.30264
									0.33007
									(0.02–0.61)
^{232m} Pa			0.10 d						
²³² Pa		232.03859	1.31 d	β- /1.34		(2-)			U k x-ray
									0.10900
									0.15009
									0.89439
									0.96934
									(0.10–1.17)
²³³ Pa		233.04025	26.97 d	β- /0.571	0.15/40	3/2-	+4.0	–3.0	U L x-ray
					0.256/60				U k x-ray
									0.30017
									0.31201/38.4
									(0.0286–0.456)
^{234m} Pa			1.17 m	β- /99.9/2.29		(0-)			U k x-ray
				IT/0.13/					0.25818/0.07
									0.76641/0.32
									1.0009/0.86
									(0.06–1.96)
²³⁴ Pa		234.04331	6.69 h	β- /2.197	0.51/	(4+)			U L x-ray
									U k x-ray
									0.1312/0.03
									0.5695/0.02
									0.9256/0.02
									(0.02–1.99)
²³⁵ Pa		235.0454	24.4 m	β- /1.41	1.4/97	(3/2-)			0.0308–0.659
²³⁶ Pa		236.0487	9.1 m	β- /2.9	1.1/40	(1-)			U k x-ray
					2.0/50				0.64235
					3.1/10				0.68759
									1.7630
									(0.04–2.18)
²³⁷ Pa		237.0510	8.7 m	β- /2.3	1.1/60	(1/2+)			0.4986
					1.6/30				0.5293
					2.3/10				0.5407
									0.8536
									0.8650
									(0.04–1.4)
²³⁸ Pa		238.0546	2.3 m	β- /3.5	1.2/	(3-)			0.10350
					1.7/				0.1785
									0.4484
									0.6350
									0.6800
									1.01446
									(0.04–2.5)
²³⁹ Pa		239.057	1.8 h						
²⁴⁰ Pa		240.061							
⁹² U		238.02891(3)							
²¹⁷ U		217.025	~ 0.2 ms	α	8.02				

Elem. or Isot.	Natural Abundance (Atom %)	Atomic Mass or Weight	Half-Life/ Resonance Width (MeV)	Decay Mode/ Energy (/MeV)	Particle Energy/ Intensity (MeV/%)	Spin (<i>h</i> /2 <i>π</i>)	Nuclear Magnetic Mom. (nm)	Elect. Quadr. Mom. (b)	γ-Energy/ Intensity (MeV/%)
^{218m} U			~ 0.56 ms	α	10.68				
²¹⁸ U		218.0235	0.5 ms	α	8.61	0+			
²¹⁹ U		219.0250	~ 0.08 ms	α	9.77				
²²² U		222.026	~ 1.μs	α		0+			
²²³ U		223.0277	0.02 s	α/	8.78(4)/				
²²⁴ U		224.0276	~ 1. ms	α/	8.46/100	0+			
²²⁵ U		225.0294	84. ms	α/	7.87/83				
					7.82/15				
					7.63/2				
²²⁶ U		226.0293	0.26 s	α/7.560	7.56/86	0+			
					7.38/14				
²²⁷ U		227.0312	1.1 m	α/7.200	6.870/				
²²⁸ U		228.0314	9.1 m	α/6.803	6.404(6)/0.6	0+			0.095
					6.440(5)/0.7				0.152
					6.589(5)/29				0.187
					6.681(6)/70				0.246
²²⁹ U		229.03351	58. m	EC/(80)/1.31	6.223/3	(3/2+)			
				α/(20)/6.473	6.297(3)/11				
					6.332(3)/20				
					6.360(3)/64				
²³⁰ U		230.03394	20.23 d	α/5.992	5.5866(3)/0.01	0+			Th L x-ray
			> 4 × 10 ¹⁰ a	sf/< 10 ⁻¹⁰	5.6624(3)/0.26				0.07218
					5.6663(3)/0.38				0.15421
					5.8178(3)/32				0.23034
					5.8887(3)/67				(0.081–0.8565)
²³¹ U		231.03629	4.2 d	EC/0.36		(5/2-)			Pa L x-ray
				α/(10 ⁻³)	5.46/1.6 × 10 ⁻³				Pa k x-ray
					5.47/1.4 × 10 ⁻³				0.02564
					5.40/1. × 10 ⁻³				0.08420
²³² U		232.03716	70. a	α/5.414	4.9979(1)/0.003	0+			
			2.6 × 10 ¹⁵ a	sf/2.7 × 10 ⁻¹²	5.1367(1)/0.3				
					5.2635(1)/31				
					5.3203(1)/69				
²³³ U		233.03964	1.590 × 10 ⁵ a	α/4.909	4.7830(8)/13.2	5/2+	+0.59	3.66	Th L x-ray
			> 2.7 × 10 ¹⁷ a	sf/6 × 10 ⁻¹¹	4.8247(8)/84.4				0.04244
					4.510–4.804				0.09714
									(0.0252–1.119)
²³⁴ U	0.0054(5)	234.04095	2.453 × 10 ⁵ a	α/4.856	4.604(1)/0.24	0+			0.05323/0.156
			1.5 × 10 ¹⁶ a	sf/1.6 × 10 ⁻⁹	4.7231(1)/27.5				0.12091
					4.776(1)/72.5				
^{235m} U			26. m	IT/0.0007		1/2+			
²³⁵ U	0.7204(6)	235.04393	7.03 × 10 ⁸ a	α/4.6793	4.1525(9)/0.9	7/2-	-0.38	4.94	Th L x-ray
			1.0 × 10 ¹⁹ a	sf/7 × 10 ⁻⁹	4.2157(9)/6.				Th k x-ray
					4.3237(9)/4.6				0.10917
					4.3641(9)/19.				0.14378/0.134
					4.370(4)/6				0.16338/0.067
					4.3952(9)/57.				0.18574/0.806
					4.4144(9)/2.1				0.1949/0.009
					4.5025(9)/1.7				0.20533/0.774
					4.5558(9)/4.2				0.2214/0.0014
					4.5970(9)/4.8				(0.03–0.79)
²³⁶ U		236.04557	2.342 × 10 ⁷ a	α/4.569	4.332(8)/0.26	0+			Th L x-ray
			2.5 × 10 ¹⁶ a	SF// 9 × 10 ⁻⁸	4.445(5)/26				0.04946/100
					4.494(3)/74				0.11279/24.1
									0.17115/0.080
²³⁷ U		237.04873	6.75 d	β- /0.519	0.24/	1/2+			Np L x-ray

Elem. or Isot.	Natural Abundance (Atom %)	Atomic Mass or Weight	Half-Life/ Resonance Width (MeV)	Decay Mode/ Energy (/MeV)	Particle Energy/ Intensity (MeV/%)	Spin ($\hbar/2\pi$)	Nuclear Magnetic Mom. (nm)	Elect. Quadr. Mom. (b)	γ -Energy/ Intensity (MeV/%)
					0.25/				Np k x-ray
									0.05953
									0.20801
²³⁸ U	99.2742(10)	238.05079	4.47×10^9 a	α	4.0395/0.23	0+			Th L x-ray
			8.2×10^{15} a	SF// 5×10^{-5}	4.147(5)/23				0.04955/.06
					4.196(5)/77				0.1135/.01
²³⁹ U		239.05429	23.5 m	β^- /1.265	1.2/	5/2+			(0135–1.102)
					1.3/				
²⁴⁰ U		240.05659	14.1 h	β^- /0.39	0.36/	0+			Np L x-ray
									0.04410
									0.05558
									0.06760
²⁴² U		242.063	16.8 m	β^- / ~ 1.2		0+			
⁹³ Np									
²²⁵ Np		225.0339	> 2 μ s						
²²⁶ Np		226.035	0.03 s	α /	8.04(2)/				
²²⁷ Np		227.0350	0.51 s	α /	7.65(2)/				
					7.68(1)/				
²²⁸ Np		228.036	61. s	EC/60(7)/					
				α /40(7)/, sf					
²²⁹ Np		229.036	4.0 m	α /7.010	6.890(20)				
²³⁰ Np		230.0378	4.6 m	EC/97 /3.6					
				α /3	6.660(20)				
²³¹ Np		231.0383	48.8 m	EC/98 /1.8		5/2			0.2629
				α /2 /6.368	6.280/2				0.3475
									0.3703
²³² Np		232.040	14.7 m	EC/99 /2.7		(4-)			U L x-ray
									U k x-ray
									0.3268
									0.81925
									0.86683
²³³ Np		233.0407	36.2 m	EC/1.2		(5/2+)			U L x-ray
									U k x-ray
									0.29887
									0.31201
²³⁴ Np		234.0429	4.4 d	β^+ , EC/1.81	0.79/	(0+)			U L x-ray
									U k x-ray
									1.5272
									1.5587
									1.6022
²³⁵ Np		235.04406	1.085 a	EC/99.9 /0.124		5/2+			U k x-ray
				α /0.001/5.191					
^{236m} Np			22.5 h	EC/52 /		(1-)			U L x-ray
				β^- /48 /					Pu L x-ray
									U k x-ray
									0.64235
									0.68759
²³⁶ Np		236.0466	1.55×10^5 a	EC/91 /0.94		(6-)			U L x-ray
				β^- /9 /0.49					U k x-ray
									0.10423
									0.16031
²³⁷ Np		237.04817	2.14×10^6 a	α /4.957	4.6395(5)/6.5	5/2+	+3.14	+3.87	Pa L x-ray
			1×10^{18} a	sf/ 2.1×10^{-10}	4.766(5)/9.7				Pa k x-ray
					4.7715(5)/22.7				0.029378/15
					4.7884(5)/47.8				0.08653/12

Elem. or Isot.	Natural Abundance (Atom %)	Atomic Mass or Weight	Half-Life/Resonance Width (MeV)	Decay Mode/Energy (/MeV)	Particle Energy/Intensity (MeV/%)	Spin (<i>h</i> /2 <i>π</i>)	Nuclear Magnetic Mom. (nm)	Elect. Quadr. Mom. (b)	γ-Energy/Intensity (MeV/%)
					4.558–4.873				(0.03–0.28)
²³⁸ Np		238.05095	2.117 d	β ⁻ /1.292	1.2/	2+			Pu L x-ray
									Pu k x-ray
									0.98447/25.2
									1.02855/18.3
									(.044–1.026)
²³⁹ Np		239.05294	2.355 d	β ⁻ /0.722	0.341/30	5/2+			Pu L x-ray
					0.438/48				Pu k x-ray
									0.10613
									0.228186/11
									0.27760/15
									(0.04–0.50)
^{240m} Np			7.22 m	β ⁻ /99.9 / IT/0.1 /	2.18/	(1+)			0.25143
									0.26333
									0.55454
									0.59735
²⁴⁰ Np		240.0562	1.032 h	β ⁻ /2.20	0.89/	5+			0.1471/
									0.5664
									0.6008
²⁴¹ Np		241.0583	13.9 m	β ⁻ /1.3	1.3/	5/2+			0.1330/
									0.1740
									0.280
^{242m} Np			2.2 m	β ⁻ /		(1+)			0.15910
									0.2651/
									0.78570
									0.9448/
²⁴² Np		242.062	5.5 m	β ⁻ /2.7	2.7/	6+			0.6209
									0.73620
									0.78074
									1.47340
									(0.04–2.37)
²⁴³ Np		243.0643	1.9 m						
²⁴⁴ Np		244.068	2.3 m						
⁹⁴ Pu									
²²⁸ Pu		228.0387	~ 1.1 s	α/	7.81(2)/	0+			
²²⁹ Pu		229.0401	1.1 m	α/50 EC/50 SF < 7	7.46/				
²³⁰ Pu		230.0397	1.7 m	α/	7.06/81 7.00/19	0+			
²³¹ Pu		231.0411	8.6 m	EC/90 α/10	6.72				
²³² Pu		232.0412	34. m	EC/>80/1.1 α/<20/6.716	6.542(10)/38 6.600(10)/62	0+			
²³³ Pu		233.0430	20.9 m	EC(99.9)/1.9 α/0.1 /6.416	6.300(20)/0.1				0.1503
									0.1804
									0.2353
									0.5002
									0.5346/
									1.0352/
²³⁴ Pu		234.04332	8.8 h	EC/94 /0.39 α/6 /6.310	6.035(3)/0.024 6.149(3)/1.9 6.200(3)/4.	0+			

Elem. or Isot.	Natural Abundance (Atom %)	Atomic Mass or Weight	Half-Life/ Resonance Width (MeV)	Decay Mode/ Energy (/MeV)	Particle Energy/ Intensity (MeV/%)	Spin ($\hbar/2\pi$)	Nuclear Magnetic Mom. (nm)	Elect. Quadr. Mom. (b)	γ -Energy/ Intensity (MeV/%)
²³⁵ Pu		235.0453	25.3 m	EC/99+ /1.2		(5/2+)			
				α /0.003/5.957	5.850(20)/0.003				
^{236m} Pu			1.2 μ s						
²³⁶ Pu		236.04606	2.87 a	α /5.867	5.611/0.21	0+			0.0476/0.07
			1.5×10^9 a	sf/ 1.9×10^{-7}	5.7210/30.5				0.109/0.02
					5.7677(1)/69.3				(0.17–0.97)
²³⁷ Pu		237.04841	45.7 d	EC/99.9 /0.220		7/2-			Np L x-ray
				α /0.003 /5.747	5.334(4)/0.0015				Np k x-ray
					5.356(4)/0.0006				0.026344
					5.650(4)/0.0007				0.03319
									0.05954
									(0.03–0.5)
²³⁸ Pu		238.04956	87.7 a	α /5.593	5.3583(1)/0.10	0+			U k x-ray
			4.75×10^{10} a	sf/ 1.8×10^{-7}	5.465(1)/28.3				0.04347
					5.4992(1)/71.6				(0.04–1.1)
²³⁹ Pu		239.05216	2.410×10^4 a	α /5.244	5.055/0.047	1/2+	+0.203		U k x-ray
			$8. \times 10^{15}$ a	sf/ 3×10^{-10}	5.076/0.078				0.05162
					5.106/11.9				0.05682
					5.144/17.1				0.12928
					5.157/70.8				0.37502
					(4.74 –5.03)				0.41369
²⁴⁰ Pu		240.05381	6.56×10^3 a	α /5.255	5.0212(1)/0.07	0+			U L x-ray
			1.14×10^{11} a	sf/ 5.7×10^{-6}	5.1237(1)/26.4				0.04524
					5.1681(1)/73.5				0.10423
					(4.492-4.863)				(0.04–0.97)
²⁴¹ Pu		241.05685	14.33 a	β^- /99+ /0.0208	$4.853/3 \times 10^{-4}$	5/2+	–0.68	+6.	0.14854
				α /0.002 /5.139	4.897/0.002				0.1600
			$< 6 \times 10^{16}$ a	sf/ $> 2.4 \times 10^{-14}$					
²⁴² Pu		242.05874	3.75×10^5 a	α /4.983	4.7546(7)/0.098	0+			U L x-ray
			6.77×10^{10} a	sf/ 5.5×10^{-4}	4.8564(7)/22.4				0.04491
					4.9006(7)/78				0.10350
²⁴³ Pu		243.06200	4.956 h	β^- /0.582	0.49/21	7/2+			Am L x-ray
					0.58/60				0.0417
									0.0839
²⁴⁴ Pu		244.06421	8.12×10^7 a	α /99.9/4.665	4.546(1)/19.4	0+			U L x-ray
			6.6×10^{10} a	sf/0.12	4.589(1)/80.5				0.0439
²⁴⁵ Pu		245.0678	10.5 h	β^- /1.21	0.93/57	(9/2-)			Am L x-ray
					1.21/11				Am k x-ray
									0.2804 /
									0.30832
									0.32752
									0.56014
									(0.03–1.2)
²⁴⁶ Pu		246.0702	10.85 d	β^- /0.40	0.150/85	0+			Am L x-ray
					0.35/10				Am k x-ray
									0.04379
									0.22371
²⁴⁷ Pu		247.074	2.3 d						
⁹⁵Am									
²³⁰ Am		230.046							
²³² Am		232.046	0.9 m	EC/ ~ 5.0					
²³³ Am		233.046	~ 3.2 m	α	6.78				
²³⁴ Am		234.048	2.3 m	EC/4.2					
²³⁵ Am		235.0479	10.3 m	EC					Pu K x-ray
				α	6.46/0.4				0.291/100

Elem. or Isot.	Natural Abundance (Atom %)	Atomic Mass or Weight	Half-Life/Resonance Width (MeV)	Decay Mode/ Energy (/MeV)	Particle Energy/ Intensity (MeV/%)	Spin ($\hbar/2\pi$)	Nuclear Magnetic Mom. (nm)	Elect. Quadr. Mom. (b)	γ -Energy/ Intensity (MeV/%)
^{236m} Am			2.9 m			(1-)			(0.170–0.828)
²³⁶ Am		236.049	3.6 m	EC		(5-)			(0.583–0.713)
²³⁷ Am		237.0500	1.22 h	EC/99.98 /1.7		(5/2-)			Pu k x-ray
				α /0.02 /6.20	6.042(5)/0.02				0.14559
									0.28026
									0.43845
²³⁸ Am		238.0520	1.63 h	EC/2.26		1+			Pu L x-ray
				α /0.0001 /6.04	5.940/0.0001				Pu k x-ray
									0.91870
									0.96278
²³⁹ Am		239.05302	11.9 h	EC/99.99/0.803		5/2-			Pu L x-ray
				α /0.01/5.924	5.734(2)/0.001				Pu k x-ray
					5.776(2)/0.008				0.18172
									0.22818
									0.27760
²⁴⁰ Am		240.0553	2.12 d	EC/1.38		(3-)			Pu L x-ray
				α /5.592	5.378/16 $\times 10^{-4}$				Pu k x-ray
									0.88878
									0.98764
									(0.1–1.3)
²⁴¹ Am		241.05683	432.7 a	α /5.637	5.2443(1)/0.002	5/2-	+1.58	+3.1	Np L x-ray
			1.2 $\times 10^{14}$ a	sf/3.6 $\times 10^{-10}$	5.3221(1)/0.015				0.02634 / .024
					5.3884(1)/1.4				0.0332/.00126
					5.4431(1)/12.8				0.05954/0.359
					5.4857(1)/85.2				(0.03–1.128)
					5.5116(1)/0.20				
					5.5442(1)/0.34				
^{242m} Am			141. a	IT/99.5/0.048		5-	+1.0	+7.	Am L x-ray
				α /0.5/5.62	5.141(4)/0.026				0.04863
			> 3 $\times 10^{12}$ a	sf/< 4.7 $\times 10^{-9}$	5.2070(2)/0.4				0.08648
									0.10944
									0.16304
²⁴² Am		242.05955	16.02 h	β^- /83 /0.665	0.63/46	1-	+0.388	~ -2.4	Pu L x-ray
				EC/17 /0.750	0.67/37				Cm L x-ray
									Pu k x-ray
									0.0422
									0.04453
²⁴³ Am		243.06138	7.37 $\times 10^3$ a	α /5.438	5.1798(5)/1.1	5/2-	+1.50	+2.86	0.04354
			2. $\times 10^{14}$ a	sf/3.7 $\times 10^{-9}$	5.2343(5)/11				0.07467
					5.2766(5)/88				0.08657
					5.394(5)/0.12				0.11770
					5.3500(5)/0.16				0.14197
^{244m} Am			~ 26 . m	β^- /1.498		(1-)			0.0429
²⁴⁴ Am		244.06429	10.1 h	β^- /1.428					Am L x-ray
									Cm k x-ray
									0.7460
									0.9000
²⁴⁵ Am		245.06646	2.05 h	β^- /0.894	0.65/19	(5/2+)			Cm L x-ray
					0.90/77				Cm k x-ray
									0.25299
^{246m} Am			25.0 m	β^- /	1.3/79.	2-			Cm L x-ray
					1.60/14				Cm k x-ray
					2.1/7				0.27002
									0.79881

Elem. or Isot.	Natural Abundance (Atom %)	Atomic Mass or Weight	Half-Life/Resonance Width (MeV)	Decay Mode/ Energy (/MeV)	Particle Energy/ Intensity (MeV/%)	Spin ($\hbar/2\pi$)	Nuclear Magnetic Mom. (nm)	Elect. Quadr. Mom. (b)	γ -Energy/ Intensity (MeV/%)
									1.06201
									1.07885
									(0.04–2.29)
²⁴⁶ Am		246.0698	39. m	β^- /2.38	1.2/	(7-)			Cm L x-ray
									Cm k x-ray
									0.1529
									0.2046
									0.6786
²⁴⁷ Am		247.072	22. m	β^- /1.7					Cm L x-ray
									Cm k x-ray
									0.2267 /
									0.2853 /
²⁴⁸ Am		248.076							
²⁴⁹ Am		249.078							
⁹⁶ Cm									
²³² Cm									
²³³ Cm		233.0508	~ 23 s	α /20 EC/80	7.34/				
²³⁴ Cm		234.0502	~ 51. s	α /27 EC/71 SF/~2	7.24/	0+			
²³⁵ Cm		235.052							
²³⁶ Cm		236.0514	6.8 m	EC/1.7/82 α /18 SF/< 0.1		0+			
²³⁷ Cm		237.0529		EC/2.5 α /<1	6.66				
²³⁸ Cm		238.0531	2.4 h	EC/>90 /0.97 α /<10 /6.632	α /6.558/86 6.520(50)/14	0+			
²³⁹ Cm		239.0549	~ 3. h	EC/1.7 α /< 0.001					0.0407
									0.1466
									0.1874
²⁴⁰ Cm		240.05553	27. d	α /6.397	5.989/0.014 6.147/0.05	0+			
			1.9 × 10 ⁶ a	sf/3.9 × 10 ⁻⁶	6.2478(6) /28.8 6.2906(6) /70.6				
²⁴¹ Cm		241.05765	32.8 d	EC/99 /0.768 α /1 /6.184		1/2+			Am k x-ray
					5.8842(4)/0.12 5.9291(4)/0.18 5.9389(4)/0.69				0.13241 0.16505 0.18028
									0.43063
									0.47181
²⁴² Cm		242.05884	162.8 d	α /6.216	5.9694(1)/0.035 6.069(1)/25	0+			Pu L x-ray
			7.0 × 10 ⁶ a	sf/6.4 × 10 ⁻⁶	6.1129(1)/74				0.04408
									0.10189
									(0.04–1.2)
²⁴³ Cm		243.06139	29.1 a	α /6.167	5.6815(5) /0.2 5.6856(5)/1.6	5/2+	0.40		Pu L x-ray
			5.5 × 10 ¹¹ a	sf/5.3 × 10 ⁻⁹	5.7420(5)/10.6 5.7859(5)/73.5 5.9922(5)/6.5 6.0103(5)/1.0 6.0589(5)/5 6.0666(5)/1.5				Pu k x-ray 0.10612 0.20975 0.22819 0.27760 0.28546 0.33431

Elem. or Isot.	Natural Abundance (Atom %)	Atomic Mass or Weight	Half-Life/ Resonance Width (MeV)	Decay Mode/ Energy (/MeV)	Particle Energy/ Intensity (MeV/%)	Spin ($\hbar/2\pi$)	Nuclear Magnetic Mom. (nm)	Elect. Quadr. Mom. (b)	γ -Energy/ Intensity (MeV/%)
²⁴⁴ Cm		244.06275	18.1 a	α /5.902	5.6656/0.02	0+			(0.04–0.7) Pu L x-ray
					5.7528/23				0.04282
			1.32×10^7 a	sf/ 1.4×10^{-4}	5.8050/77				0.09885
					5.515/0.004				0.15262
²⁴⁵ Cm		245.06549	8.48×10^3 a	α /5.623	5.235(10)/0.3	7/2+	0.5		Pu L x-ray
					5.3038(10)/5.0				Pu k x-ray
			1.4×10^{12} a	sf/ 6.1×10^{-7}	5.3620(7)/93				0.04195
					5.4927(11)/0.8				0.13299
					5.5331(11)/0.6				0.13606
									0.17494
²⁴⁶ Cm		246.06722	4.75×10^3 a	α /5.476	5.343(3)/21	0+			Pu L x-ray
			1.8×10^7 a	sf/0.026	5.386(3)/79				0.04453
²⁴⁷ Cm		247.07035	1.56×10^7 a	α /5.352	4.818(4)/4.7	9/2-	0.36		Pu k x-ray
					4.8690(20)/71				0.2792
					4.941(4)/1.6				0.2886
					4.9820(20)/2.0				0.3471
					5.1436(20)/1.2				0.4035
					5.2104(20)/5.7				
					5.2659(20)/13.8				
²⁴⁸ Cm		248.07235	3.48×10^5 a	α /99.92 /5.162	4.931(5)/0.07	0+			
					5.0349(2)/16.5				
			4.15×10^6 a	sf/8.38	5.0784(2)/(75)/1				
²⁴⁹ Cm		249.07596	64.15 m	β^- /0.900	0.9/	1/2+			Bk k x-ray
									0.56039/0.84
									0.63431/1.5
									(0.085–0.653)
²⁵⁰ Cm		250.0783	$\sim 9.7 \times 10^3$ a	sf/85.8		0+			
				α /5.27					
²⁵¹ Cm		251.0823	16.8 m	β^- /1.42	0.90/16	(1/2+)			0.3896 /
									0.5299
									0.5425
²⁵² Cm		252.085	< 2 d			0+			
⁹⁷ Bk									
²³⁴ Bk		234.057							
²³⁶ Bk		236.057							
²³⁷ Bk		237.057							
²³⁸ Bk		238.058	2.4 m	EC/5.0					
²³⁹ Bk		239.058		EC//> 99					
				α // < 1					
				SF//< 1					
²⁴⁰ Bk		240.060	~ 4.8 m						
²⁴¹ Bk		241.060	4.6 m	EC					(0.152–0.262)
²⁴² Bk		242.062	7.0 m	EC/3.0					
²⁴³ Bk		243.06301	4.5 h	EC/99.8 /1.508	6.542(4)/0.03	(3/2-)			0.1466
				α /0.15 /6.871	6.5738(2)/0.04				0.1874
					6.7180(22)/0.02				0.755
					6.7581(20)/0.02				0.840
									0.946
²⁴⁴ Bk		244.0652	4.4 h	EC/99.99 /2.26		(4-)			0.1445
				α /0.01 /6.778	6.625(4)/0.003				0.1876
					6.667(4)/0.003				0.2176
									0.9815
									0.9215/
²⁴⁵ Bk		245.06636	4.94 d	EC/99.9 /0.810		3/2-			Cm L x-ray

Elem. or Isot.	Natural Abundance (Atom %)	Atomic Mass or Weight	Half-Life/ Resonance Width (MeV)	Decay Mode/ Energy (/MeV)	Particle Energy/ Intensity (MeV/%)	Spin ($\hbar/2\pi$)	Nuclear Magnetic Mom. (nm)	Elect. Quadr. Mom. (b)	γ -Energy/ Intensity (MeV/%)
				$\alpha/0.1 / 6.453$	5.8851(5)/0.03				Cm k x-ray
					6.1176(9)/0.01				0.25299
					6.1467(5)/0.02				0.3809
					6.3087(5)/0.014				0.3851
					6.3492(5)/0.018				
²⁴⁶ Bk		246.0687	1.80 d	EC/1.35		(2-)			Cm L x-ray
									Cm k x-ray
									0.79881
									1.08142
²⁴⁷ Bk		247.07031	1.4×10^3 a	$\alpha/5.889$	5.465(5)/1.5	(3/2-)			0.04175
					5.501(5)/7				0.0839
					5.532(5)/45				0.268
					5.6535(20)/5.5				
					5.678(2)/13				
					5.712(2)/17				
					5.753(2)/4.3				
					5.794(2)/5.5				
²⁴⁸ Bk		248.0731	23.7 h	$\beta^- / 70 / 0.87$	0.86/	(1-)			Cm L x-ray
				EC/30 / 0.72					Cf L x-ray
									Cm k x-ray
									Cf k x-ray
									0.5507
²⁴⁹ Bk		249.07499	320. d	$\beta^- / 0.125$	0.125/100	7/2+	2.0		$0.327/10^{-5}$
				$\alpha/0.001 / 5.525$	5.390(1)/0.0002				$0.308/10^{-6}$
			1.8×10^9 a	sf/4.9 $\times 10^{-8}$	5.4174(6)/0.001				(0.028–0.280)
²⁵⁰ Bk		250.07832	3.217 h	$\beta^- / 1.780$	0.74/	2-			Cf L x-ray
									Cf k x-ray
									0.98912
									1.03184
									(0.04–1.6)
²⁵¹ Bk		251.0808	56. m	$\beta^- / 1.09$		(3/2-)			0.02481
									0.1528
									0.1776
²⁵² Bk		252.084	1.8 m						
²⁵³ Bk		253.087							
²⁵⁴ Bk		254.091							
⁹⁸ Cf									
²³⁷ Cf		237.062	2.1 s	$\alpha//70$	8.08				
				SF//30					
²³⁸ Cf		238.061	21 ms	SF// > 95		0+			
				$\alpha// < 5$					
²³⁹ Cf		239.063	~ 0.7 m	α					
²⁴⁰ Cf		240.0623	1.1 m	$\alpha/7.719/98.5$	7.590(10)/	0+			
				SF// 1.5					
²⁴¹ Cf		241.064	4. m	EC/3.3					
				$\alpha/7.60$	7.335(5)/				
²⁴² Cf		242.0638	3.5 m	$\alpha/7.509/61$	7.351(6)/20	0+			
				sf/<0.014	7.385(4)/80				
				EC/39/					
²⁴³ Cf		243.065	11. m	EC/86 / 2.2	7.060(6)/20	(1/2+)			
				$\alpha/14 / 7.40$	7.170/4				
²⁴⁴ Cf		244.06600	20. m	$\alpha/7.328$	7.168(5)/25	0+			
					7.210(5)/75				
²⁴⁵ Cf		245.06805	44. m	$\alpha/36 / 7.255$	7.14/91.7				Cm K x-ray
				EC/64 / 1.569	6.983/0.31				0.5709

Elem. or Isot.	Natural Abundance (Atom %)	Atomic Mass or Weight	Half-Life/Resonance Width (MeV)	Decay Mode/ Energy (/MeV)	Particle Energy/ Intensity (MeV/%)	Spin ($\hbar/2\pi$)	Nuclear Magnetic Mom. (nm)	Elect. Quadr. Mom. (b)	γ -Energy/ Intensity (MeV/%)
					7.09/7				0.6014
					7.065/0.68				0.6163
²⁴⁶ Cf		246.06881	1.49 d	α /6.869	6.6156(10)/0.18	0+			Cm L x-ray
					6.7086(7)/21.8				0.04221
			1.8×10^3 a	sf/2.3 $\times 10^{-4}$	6.7501(7)/78.0				0.0945
									0.147
²⁴⁷ Cf		247.0710	3.11 h	EC/99.96 /0.65		7/2+			Bk k x-ray
				α /0.04 /6.55	6.301(5)/				0.2941
									0.4778
²⁴⁸ Cf		248.07219	334. d	α /6.369	6.220(5)/17	0+			
			3.2×10^4 a	sf/0.0029	6.262(5)/83				
^{249m} Cf			45 μ s						
²⁴⁹ Cf		249.07485	351. a	α /6.295	5.758/3.7	9/2-			Cm L x-ray
					5.812/85.7				Cm k x-ray
			$8. \times 10^{10}$ a	sf/4.4 $\times 10^{-7}$	5.8488(2)/1.0				0.25299/2.5
					5.9029(2)/2.8				0.33351/13.6
					5.9451(2)/4.0				0.38832/63.6
					6.1401(2)/1.1				(0.0376–1.10)
					6.1940(2)/2.2				
²⁵⁰ Cf		250.07641	13.1 a	α /6.129	5.8913(4)/0.28	0+			Cm L x-ray
			1.7×10^4 a	sf/0.077	5.9889(4)/17.1				0.04285
					6.0310(4)/82.6				
^{251m} Cf			26.3 μ s						
²⁵¹ Cf		251.07959	9.0×10^2 a	α /6.172	5.56448(7)/1.5	1/2+			0.109/19.8
					5.632(1)/4.5				0.1775/17.3
					5.648(1)/3.5				(0.0385–0.354)
					5.6773(6)/35				
					5.762(3)/3.8				
					5.7937(7)/2.0				
					5.8124(8)/4.2				
					5.8514(6)/27				
					6.0140(7)/11.6				
					6.0744(7)/2.7				
²⁵² Cf		252.08163	2.65 a	α /96.9 /6.217	5.7977(1)/0.23	0+			Cm L x-ray
			86. a	sf/3.1/	6.0756(4)/15.2				0.04339
					6.1184(4)/81.6				0.1002
²⁵³ Cf		253.08513	17.8 d	β^- /99.7 /0.29	0.27/100	(7/2+)			
				α /0.3 /6.126	5.921(5)/0.02				
²⁵⁴ Cf		254.0873	60.5 d	sf/99.7/		0+			
				α /0.3/5.930	5.792(5)/0.05				
					5.834(5)/0.26				
²⁵⁵ Cf		255.091	1.4 h	β^- /0.7					
²⁵⁶ Cf		256.093	12. m	sf		0+			
⁹⁹ Es									
²⁴¹ Es		241.069	~ 8 s	α	8.11				
²⁴² Es		242.070	18 s	α /57	8.03				(0.087–0.122)
				EC/43					
²⁴³ Es		243.070	22. s	α /61	7.89/79				
				EC/39 /4.0	7.85/16				
				SF// < 1	7.75/4.3				
²⁴⁴ Es		244.071	37. s	EC/76 /4.6					
				α /4 /	7.57/4				
²⁴⁵ Es		245.071	1. m	α /40 /7.858	7.74				
				EC/60 /3.1					
²⁴⁶ Es		246.073	7.7 m	EC/90 /3.9					

Elem. or Isot.	Natural Abundance (Atom %)	Atomic Mass or Weight	Half-Life/ Resonance Width (MeV)	Decay Mode/ Energy (/MeV)	Particle Energy/ Intensity (MeV/%)	Spin ($\hbar/2\pi$)	Nuclear Magnetic Mom. (nm)	Elect. Quadr. Mom. (b)	γ -Energy/ Intensity (MeV/%)
²⁴⁷ Es		247.0736	4.8 m	$\alpha/10$ / EC/93 /2.48	7.35				
²⁴⁸ Es		248.0755	26. m	$\alpha/7$ / EC/99.7 /3.1	7.32				
²⁴⁹ Es		249.0764	1.70 h	$\alpha/0.3$ / EC/99.4 /1.45	6.87	(7/2+)			0.3795
^{250m} Es			2.2 h	$\alpha/0.6$ / EC/	6.77	(1-)			0.8132
				β^+					Cf L x-ray
									Cf k x-ray
									0.9891
									1.0319
²⁵⁰ Es		250.079	8.6 h	EC/2.1		(6+)			Cf L x-ray
									Cf k x-ray
									0.30339
									0.34948
									0.82883
²⁵¹ Es		251.07999	1.38 d	EC/99.5 /0.38		(3/2-)			
				$\alpha/0.5$ /	6.462/0.05				
					6.492/0.4				
²⁵² Es		252.0830	1.29 a	$\alpha/76$ / EC/24 /1.26	6.632/61.0	(5-)			
²⁵³ Es		253.08483	20.47 d	$\alpha/$	6.633/89.8	7/2+	$\sim +4.10$	7.	0.04180/5.6
			6.3×10^5 a	sf/8.9 $\times 10^{-6}$	6.5916/6.6				0.3892/2.7
									(0.0309–1.106)
^{254m} Es			1.64 d	β^- /99.6 /	0.475	2+	2.9	3.7	Fm L x-ray
				$\alpha/0.3$ /6.67	6.382	2+			Fm k x-ray
			> 10. a	sf/0.045					0.6488
									0.6938
²⁵⁴ Es		254.08802	276. d	$\alpha/$	6.429	(7+)	4.35		0.064
			$> 2.5 \times 10^7$ a	sf/ < 3 $\times 10^{-6}$					
²⁵⁵ Es		255.0903	40. d	β^- /92 /0.29		(7/2+)			
				$\alpha/8$ /	6.26				
			2.6×10^3 a	sf/0.0042	6.300				
^{256m} Es			7.6 h	β^- /		(8+)			0.218
									0.232
									0.862
²⁵⁶ Es		256.094	25. m	β^- /1.7		(1+)			
²⁵⁷ Es		257.096	7.7 d	β^-					
²⁵⁸ Es		258.100							
¹⁰⁰ Fm									
²⁴¹ Fm		241.074							
²⁴² Fm		242.073	0.8 ms	SF// > 96		0+			
²⁴³ Fm		243.074	0.22 s	$\alpha/$	8.55				
				sf/ < 0.4					
²⁴⁴ Fm		244.074	3.2 ms	sf/ > 97		0+			
²⁴⁵ Fm		245.075	4. s	$\alpha/$	8.15/				
				sf/ < 0.1					
²⁴⁶ Fm		246.0754	1.54 s	$\alpha/$ /93	8.24/	0+			
				sf/ /7					
				EC// < 1.3					
^{247m} Fm			5.1 s	$\alpha/$ / 79	8.78/83				
				SF// / 21	8.66/17				
²⁴⁷ Fm		247.077	30. s	$\alpha/$ 8.20	7.87/70				(0.082–0.167)
				EC/2.9	7.93/30				
²⁴⁸ Fm		248.0772	33. s	$\alpha/$ 99.9 /8.001	7.83/20	0+			

Elem. or Isot.	Natural Abundance (Atom %)	Atomic Mass or Weight	Half-Life/ Resonance Width (MeV)	Decay Mode/ Energy (/MeV)	Particle Energy/ Intensity (MeV/%)	Spin ($\hbar/2\pi$)	Nuclear Magnetic Mom. (nm)	Elect. Quadr. Mom. (b)	γ -Energy/ Intensity (MeV/%)
²⁴⁹ Fm		249.07893	1.6 m	sf/0.1/ EC/2.4	7.87/80	(7/2+)			
				α /16/ Sf//15.6	7.57				
^{250m} Fm			1.8 s	IT/ sf/<8 × 10 ⁻⁵					
²⁵⁰ Fm		250.0795	28. m	α / EC/0.8	7.43/ sf/0.007	0+			
²⁵¹ Fm		251.0815	5.3 h	EC/98 /1.47		(9/2-)			
				α /2 /	6.833				
²⁵² Fm		252.08247	1.058 d	α /7.154	6.998/15	0+			
				sf/0.0023	7.039/85				
²⁵³ Fm		253.08519	3.0 d	EC/88/0.333	6.676/	½+			Es k x-ray
				α /12 /	6.943/				0.2719
²⁵⁴ Fm		254.08685	3.240 h	α / sf/0.059	7.150 7.192	0+			
²⁵⁵ Fm		255.08996	20.1 h	α / 1.0 × 10 ⁴ a	6.9635(5)/5.0 7.0225(5)/93.4	7/2+			0.08148/1. (0.041–0.900)
²⁵⁶ Fm		256.09177	2.63 h	sf/91		0+			
				α /19	6.92/				
²⁵⁷ Fm		257.09511	100.5 d	α /99.79	6.519	(9/2+)			0.1794
				sf/0.21					0.2410
²⁵⁸ Fm		258.097	0.37 ms	sf/		0+			
²⁵⁹ Fm		259.101	1.5 s	sf/					
²⁶⁰ Fm		260.103	~ 4 ms	sf/		0+			
¹⁰¹Md									
^{245m} Md			~ 0.4 s	α	8.64, 8.68				
²⁴⁵ Md		245.081	0.9 ms	sf					
^{246m} Md			~ 4.4 s	Sf					
				α	8.18				
²⁴⁶ Md		246.082	1.3 s	α	8.74				(0.169–0.396)
					8.50–8.56				
^{247m} Md			0.26 s	α / / 79	8.78/83				
				SF// 21	8.66/17				
²⁴⁷ Md		247.082	1.3 s	α / / > 99.9	8.42/92				0.2096/100
				SF// < 0.1	8.35/6				0.1575/11
					8.62/2				
²⁴⁸ Md		248.083	7. s	EC/80 /5.3	8.32/15				
				α /20 /	8.36/5				
				SF// < 0.05					
²⁴⁹ Md		249.083	24. s	EC>/ < 80 /3.7					0.2532/100
				α />20 /8.46	8.026(20)/				0.2004/20
									0.2232/10
²⁵⁰ Md		250.084	50. s	EC/94 /4.6	7.75/4				0.1523
				α /6 /8.25	7.83/2				
²⁵¹ Md		251.0848	4.3 m	EC/>94 /3.1	α /7.55/87	7/2-			0.293/100
				α /10	7.59/13				0.243/16
²⁵² Md		252.086	2. m	EC/>50 /3.9					
				α /<50 /	7.73/				
²⁵³ Md		253.0871	~ 6 m	EC/2.0/~99	α /7.10				0.3532/100
									0.3042
^{254m} Md			30. m	EC/					
²⁵⁴ Md		254.090	10. m	EC/2.7					
²⁵⁵ Md		255.09108	27. m	EC/92 /1.04	α /7.33/93	(7/2-)			0.121/100

Elem. or Isot.	Natural Abundance (Atom %)	Atomic Mass or Weight	Half-Life/ Resonance Width (MeV)	Decay Mode/ Energy (/MeV)	Particle Energy/ Intensity (MeV/%)	Spin ($\hbar/2\pi$)	Nuclear Magnetic Mom. (nm)	Elect. Quadr. Mom. (b)	γ -Energy/ Intensity (MeV/%)
				$\alpha/8$ /	7.27/5				0.115/65
				SF// < 0.15	7.75/1				0.136/35
					7.71/1				0.141–0.453
²⁵⁶ Md	256.094	1.30 h	EC/89 /2.13	7.21/71					Fm k x-ray
				$\alpha/11$ /	7.14/22				0.121/409
				SF// < 2.6	7.68/2.5				0.115/266
					7.25/2.5				0.136/143
					7.64/2.1				0.634/119
									0.141–1.37
²⁵⁷ Md	257.09554	5.5 h	EC/85 /0.41	7.074	(7/2-)				Fm k x-ray
				$\alpha/15$, SF// < 1	7.014				(0.181–0.389)
^{258m} Md		57. m	EC/		(1-)				Fm k x-ray
				SF// < 30					
²⁵⁸ Md	258.09843	51.5 d	$\alpha/7.40$	6.718(2)/	(8-)				0.3678
				SF// < 0.003	6.763(4)/				0.057–0.448
²⁵⁹ Md	259.101	1.64 h	SF// > 98.7		7/2+				
				$\alpha//$ < 1.3					
²⁶⁰ Md	260.104	~ 27.8 d	SF// 73–100						
²⁶¹ Md	261.106								
¹⁰² No									
²⁴⁸ No	248.087	< 1.0 μ s	SF		0+				
²⁴⁹ No	249.088	0.05 ms	SF						
				$\alpha/$ < 20					
^{250m} No		0.04 ms	SF						
^{250g} No	250.088	~ 0.005 ms	SF		0+				
				$\alpha/$ < 10					
^{251m} No		1.0 s	α	8.668/~98					
				8.625/~2					
²⁵¹ No	251.089	0.80 s	$\alpha//$ 91	8.612/~98					
				SF// 0.26	8.552/~1				
^{252m} No		0.11 s							0.710
^{252g} No	252.0890	2.44 s	$\alpha/75/8.551$	8.42	0+				
				SF/24/	8.37				
				EC, $\beta+$ / < 1.6					
^{253m2} No		0.70 ms							
^{253m1} No		0.03 ms	IT		5/2+				0.167
²⁵³ No	253.09056	1.56 m	$\alpha/$	8.00/96	(9/2-)				0.222/100
				EC/3.2	$\alpha/8.08/4$				(0.058–0.670)
^{254m2} No		0.17 ms	SF// < 0.012						
^{254m1} No		0.27 s	I.T./						0.778
				SF// 0.02					0.856
				$\alpha//$ 0.01					
²⁵⁴ No	254.0910	49. s	$\alpha/$	8.09	0+				0.102
				EC/1.1					0.152
				SF// 0.17					
²⁵⁵ No	255.0932	3.1 m	$\alpha/62$ /	8.095/58	$\frac{1}{2}+$				0.187
				EC/38/2.01	7.742/19				(0.163–0.358)
					7.903/11				
²⁵⁶ No	256.09428	2.9 s	$\alpha/$	8.43	0+				
				SF// 0.5					
²⁵⁷ No	257.09689	24.5 s	$\alpha/$	8.222/83	(7/2+)				0.0770/100
				SF// < 1.5	8.323/17				0.1018/57
					8.19/<4				0.1241/78
²⁵⁸ No	258.098	~ 1.2 ms	SF		0+				
²⁵⁹ No	259.101	58. m	$\alpha/78$ /7.794	7.52	(9/2+)				

Elem. or Isot.	Natural Abundance (Atom %)	Atomic Mass or Weight	Half-Life/ Resonance Width (MeV)	Decay Mode/ Energy (/MeV)	Particle Energy/ Intensity (MeV/%)	Spin (<i>h</i> /2 <i>π</i>)	Nuclear Magnetic Mom. (nm)	Elect. Quadr. Mom. (b)	γ-Energy/ Intensity (MeV/%)
				EC/22/0.5	7.55				
				SF// < 9.7					
²⁶⁰ No		260.103	0.11 s	SF		0+			
²⁶¹ No		261.106							
²⁶² No		262.107	~ 8. ms	SF		0+			
²⁶⁴ No		264.113							
¹⁰³ Lr									
²⁵¹ Lr		251.094	39 m	SF					
²⁵² Lr		252.095	0.3 s	A	9.02/73				
				SF// < 1	8.97/27				
^{253m} Lr			0.7 s	A	8.79				
				SF// 1.3					
²⁵³ Lr		253.095	1.5 s	α/	8.72				
				SF// 8					
²⁵⁴ Lr		254.096	18. s	α// 72	8.45				(0.042–0.306)
				EC/5.2	(8.36-8.53)				
				SF// < 0.1					
^{255m2} Lr			1.4 ms						
^{255m} Lr			2.5 s	A	8.46				
^{255g} Lr		255.0966	31. s	α/	8.37/67	1/2-			
				EC/3.2	8.43/<3.6				
				SF// < 0.1	8.29/1.2				
²⁵⁶ Lr		256.098	27. s	α/99.7 /8.554	8.43/				
				EC/4.2	8.39				
				SF// < 0.03					
²⁵⁷ Lr		257.0994	0.65 s	α/	8.80	7/2+			
				EC/2.5					
				SF// < 0.03					
²⁵⁸ Lr		258.102	3.9 s	α/	8.60/46				
				EC/3.4	8.62/25				
				SF// < 5	8.56/20				
					8.65/9				
²⁵⁹ Lr		259.1029	6.1 s	α/80	8.44(1)				
				SF// 20					
²⁶⁰ Lr		260.106	3. m	α/	8.03				
²⁶¹ Lr		261.107	40. m	SF					
²⁶² Lr		262.110	3.6 h	EC/2.					
				SF// < 10					
²⁶³ Lr		263.111							
²⁶⁴ Lr		264.114							
¹⁰⁴ Rf									
²⁵³ Rf		253.100	~ 48. μs	SF					
				α/ < 10					
²⁵⁴ Rf		254.100	23. μs	SF// > 98.5		0+			
				α/ < 1.5					
²⁵⁵ Rf		255.101	1.6 s	α// ~ 52	8.716/92				0.2036/49
				SF// ~ 48	8.678/3				0.1433/51
					8.906/2.5				
					8.646/1.5				
					8.575/1				
²⁵⁶ Rf		256.1012	6.2 ms	SF// 99.68		0+			
				α/0.32	8.81				
^{257m} Rf			0.14 ms						
²⁵⁷ Rf		257.1029	4.7 s	α/9.22	8.77				0.117
				EC/11	9.01				

Elem. or Isot.	Natural Abundance (Atom %)	Atomic Mass or Weight	Half-Life/ Resonance Width (MeV)	Decay Mode/ Energy (/MeV)	Particle Energy/ Intensity (MeV/%)	Spin (<i>h</i> /2π)	Nuclear Magnetic Mom. (nm)	Elect. Quadr. Mom. (b)	γ-Energy/ Intensity (MeV/%)
				SF// < 1.4	8.95				
					8.62				
²⁵⁸ Rf		258.1034	12. ms	SF// 87		0+			
				α/13	9.05				
²⁵⁹ Rf		259.1056	2.5 s	α/9.09/93	8.77(2)/				
				SF// 7	8.86/				
				EC// 15					
²⁶⁰ Rf		260.106	21. ms	SF		0+			
				α// < 35					
^{261m} Rf			1.2 m	α	8.29				
				sf// < 11	8.34				
²⁶¹ Rf		261.1088	1.9 s	α/18, SF/82	8.52/				
²⁶² Rf		262.110	0.05 s	SF// > 99.2		0+			
²⁶³ Rf		263.112	11. m	SF, α					
²⁶⁵ Rf		265.116	~ 2. m	α					
²⁶⁷ Rf		267.122	~ 1. h	SF					
¹⁰⁵Db									
²⁵⁵ Db		255.107	~ 1.5 s	α,					
				SF// ~ 20					
²⁵⁶ Db		256.108	1.6 s	α/64	9.02/67				
				EC/35	8.89/11				
				SF// 0.05	9.08/11				
					9.12/11				
^{257m} Db			0.7 s	α	9.17				
				SF// < 13					
²⁵⁷ Db		257.107	2. s	α/	8.96/33				0.1022
				SF// < 6	9.06/38				
					9.12/5.5				
					8.94/9				
					9.02/9				
					8.89/5.5				
^{258m} Db			~ 1.9 s	α	9.20				
²⁵⁸ Db		258.109	4.2 s	α/	9.30/				0.1568
				EC/5.3/39	9.17/				0.2215
				SF// < 33	9.08/				
²⁵⁹ Db		259.1095	~ 0.51 s	SF					
				α/	9.47/				
^{260m} Db			0.3 m						
²⁶⁰ Db		260.111	1.5 s	α/	9.05/				
				SF// < 9.6	9.08/				
					9.13/				
²⁶¹ Db		261.112	1.8 s	α/	8.93/				
				SF// ~ 73					
²⁶² Db		262.114	0.5 m	SF// < 33					
				α/	8.45/				
					8.53/				
					8.67/				
²⁶³ Db		263.115	~ 0.45 m	SF// 57	8.36/				
				α// 41	8.41/				
				EC/3					
²⁶⁶ Db		266.112	~ 0.4 h	EC, SF					
²⁶⁷ Db		267.122	1.2 h	SF					
²⁶⁸ Db		268.126	1.1 d	SF, EC					
²⁷⁰ Db		270.131	~ 0.7 d	SF					
¹⁰⁶Sg									

Elem. or Isot.	Natural Abundance (Atom %)	Atomic Mass or Weight	Half-Life/ Resonance Width (MeV)	Decay Mode/ Energy (/MeV)	Particle Energy/ Intensity (MeV/%)	Spin ($\hbar/2\pi$)	Nuclear Magnetic Mom. (nm)	Elect. Quadr. Mom. (b)	γ -Energy/ Intensity (MeV/%)
²⁵⁸ Sg		258.113	2.6 ms	SF		0+			
				$\alpha// < 38$					
²⁵⁹ Sg		259.114	0.4 s	$\alpha/$	9.61				
				SF// < 8.6	9.35				
				EC// < 13	9.03				
²⁶⁰ Sg		260.1144	5.0 ms	$\alpha// 29$	9.748	0+			
				SF// 71	9.72				
					9.81				
^{261m} Sg			$\sim 9 \mu\text{s}$						
²⁶¹ Sg		261.1159	0.2 s	α	9.56				0.107
				EC// 1.3	9.42				
				SF// 0.6	9.41				
²⁶² Sg		262.1163	15. ms	SF		0+			
				$\alpha/ < 16$					
^{263m} Sg			0.3 s	α	9.2				
²⁶³ Sg		263.118	0.8 s	α	9.06				
				SF// ~ 13	9.25				
²⁶⁴ Sg		264.119	$\sim 0.04 \text{ s}$	$\alpha// < 36$					
^{265g} Sg		265.121	$\sim 9. \text{ s}$						
^{265m} Sg			16. s	$\alpha// > 65$	8.84/46				
				SF// < 35	8.76/23				
					8.94/23				
					8.69/8				
²⁶⁶ Sg		266.122	0.3 s	SF		0+			
²⁶⁷ Sg		267.124	$\sim 1.3 \text{ m}$	α					
²⁶⁹ Sg		269.129	2.1 m	A					
²⁷¹ Sg		271.134	2. m	$\alpha/70$	~ 8.54				
				SF// 30					
107:Bh									
²⁶⁰ Bh		260.122	0.04 s	$\alpha// 70$	10.16				
				SF// < 18					
				EC// < 18					
²⁶¹ Bh		261.121	12. ms	$\alpha/$, SF < 10	10.40				
					10.10				
					10.03				
^{262m} Bh			22. ms	$\alpha/$	10.37				0.1024
				SF// < 24	10.24				
²⁶² Bh		262.123	$\sim 0.08 \text{ s}$	$\alpha/$	10.1				0.0389
				SF// < 11	9.9				0.1565
					9.7				
²⁶⁴ Bh		264.125	0.44 s	$\alpha/$	9.3 – 9.8				
				SF					
²⁶⁵ Bh		265.125	0.9 s	α	9.24				
²⁶⁶ Bh		266.127	$\sim 2 \text{ s}$	α	9.08				
²⁶⁷ Bh		267.128	$\sim 17 \text{ s}$	α	8.83				
²⁷⁰ Bh		270.133	$\sim 1. \text{ m}$	α	9.0				
²⁷² Bh		272.138	$\sim 11. \text{ s}$	α	8.9				
²⁷⁴ Bh		274.144	$\sim 0.9 \text{ m}$	α	8.76				
108:Hs									
²⁶³ Hs		263.129	0.7 ms	α	10.6				
				SF// < 8.4	10.8				
					10.9				
²⁶⁴ Hs		264.1284	0.45 ms	$\alpha/$, SF// ~ 50	11.0	0+			
^{265m} Hs			0.3 ms	α	10.57/63				
					10.73				

Elem. or Isot.	Natural Abundance (Atom %)	Atomic Mass or Weight	Half-Life/ Resonance Width (MeV)	Decay Mode/ Energy (/MeV)	Particle Energy/ Intensity (MeV/%)	Spin ($\hbar/2\pi$)	Nuclear Magnetic Mom. (nm)	Elect. Quadr. Mom. (b)	γ -Energy/ Intensity (MeV/%)
					10.52				
					10.34				
²⁶⁵ Hs		265.1298	1.9 ms	α /	10.30/90				
				SF// < 1	10.43				
					10.37				
					10.25				
²⁶⁶ Hs		266.1301	~ 2.3 ms	α	10.2	0+			
^{267m} Hs			~ 0.8 s						
²⁶⁷ Hs		267.132	0.05 s	α // > 88	9.88				
					9.83				
					9.75				
²⁶⁹ Hs		269.134	~ 10. s	α	9.07				
					8.92				
^{270m} Hs			0.3 m	α	8.88				
²⁷⁰ Hs		270.134	~ 7.6 s	α	9.02	0+			
²⁷¹ Hs		271.137	~ 4. s	α	9.13				
					9.30				
²⁷³ Hs		273.142	0.2 s	α	9.6				
²⁷⁵ Hs		275.147	~ 0.19 s	α	9.3				
^{277m} Hs			~ 0.5 m	Sf					
²⁷⁷ Hs		277.152	~ 3. ms	SF					
¹⁰⁹Mt									
^{266m} Mt			~ 1.2 ms	α	10.46–10.81				
²⁶⁶ Mt		266.137	~ 3. ms	α	10.48–11.31				
				SF// 0.25					
²⁶⁷ Mt		267.137	19 ms	α					
²⁶⁸ Mt		268.139	~ 0.02 s	α // > 68	10.3 –10.8				
²⁷⁰ Mt		270.140	~ 0.8 s	α	10.0				
²⁷⁴ Mt		274.147	~ 0.4 s	α	9.8				
²⁷⁵ Mt		275.149	~ 9.7 ms	α	10.3				
²⁷⁶ Mt		276.152	~ 0.6 s	α	~ 9.71				
²⁷⁷ Mt		277.153	~ 5. ms	sf					
²⁷⁸ Mt		278.156	~ 5. s						
¹¹⁰Ds									
²⁶⁷ Ds		267.144	~ 3 μ s	α // > 32	11.6				
²⁶⁹ Ds		269.1448	0.17 ms	α // > 75	11.11				
^{270m} Ds			~ 6 ms	α	10.95				
					11.15				
					12.15				
²⁷⁰ Ds		270.1446	0.1 ms	α	11.03	0+			
^{271m} Ds			0.07 s	α	9.9				
²⁷¹ Ds		271.146	1.6 ms	α	10.8				
^{273m} Ds			0.17 ms	α	11.8				
²⁷³ Ds		273.149	118 ms	α	9.73				
²⁷⁷ Ds		277.156	6. ms	α /	10.6				
²⁷⁹ Ds		279.158	0.18 s	SF// 90					
				α // 10	~ 9.70				
²⁸⁰ Ds		280.161	~ 7.6 s	SF		0+			
²⁸¹ Ds		281.165	14. s	SF					
²⁸² Ds			0.5 ms	SF					
¹¹¹Rg									
²⁷² Rg		272.153	~ 3.8 ms	α // > 68	10.82				
²⁷⁴ Rg		274.155	~ 6. ms	α	11.2				
²⁷⁸ Rg		278.161	~ 4. ms	α	10.7				
²⁷⁹ Rg		279.163	~ 0.17 s	α	10.4				

Elem. or Isot.	Natural Abundance (Atom %)	Atomic Mass or Weight	Half-Life/ Resonance Width (MeV)	Decay Mode/ Energy (/MeV)	Particle Energy/ Intensity (MeV/%)	Spin (<i>h</i> /2π)	Nuclear Magnetic Mom. (nm)	Elect. Quadr. Mom. (b)	γ-Energy/ Intensity (MeV/%)
²⁸⁰ Rg		280.165	~ 5. s	α	~ 9.75				
²⁸¹ Rg		281.17	17. s	SF//90					
				α//10	9.28				
²⁸² Rg		282.169	1. m	α	9.0–9.2				
¹¹²Cn									
²⁷⁷ Cn		277.164	~ 0.7 ms	α	11.45				
					11.65				
²⁸¹ Cn		281.170	0.10 s	α					
²⁸² Cn		282.171	0.8 ms	SF					
²⁸³ Cn		283.173	4. s	SF// < 10					
				α// ~ 100	9.52				
²⁸⁴ Cn		284.174	~ 0.9 s	SF					
²⁸⁵ Cn		285.177	~ 0.5 m	α	9.15				
¹¹³									
²⁷⁸ 113		278.171	~ 0.24 ms	α	11.7				
²⁸² 113		282.176	~ 0.07 s	α	10.6				
²⁸³ 113		283.177	~ 0.1 s	α	10.1				
²⁸⁴ 113		284.179	0.9 s	α	9.97				
²⁸⁵ 113		285.18	4. s	α	9.74				
					9.48				
²⁸⁶ 113		286.182	~ 13. s	α	9.6				
¹¹⁴Fl									
²⁸⁵ Fl		285.184	0.13 s	α					
²⁸⁶ Fl		286.184	0.12 s	α/50	10.2				
				SF// 50					
²⁸⁷ Fl		287.187	0.48 s	α	10.0				
²⁸⁸ Fl		288.188	~ 0.58 s	α	9.94				
²⁸⁹ Fl		289.190	~ 1.9 s	α	9.82				
¹¹⁵									
²⁸⁷ 115		287.191	~ 0.03 s	α	10.1				
²⁸⁸ 115		288.193	0.16 s	α	10.5				
²⁸⁹ 115		289.19	~ 0.33 s	α	10.3				
²⁹⁰ 115		290.196	~ 0.2 s	α	9.95				
¹¹⁶Lv									
²⁹⁰ Lv		290.199	8. ms	α	10.8				
²⁹¹ Lv		291.201	0.02 s	α	~ 10.74				
²⁹² Lv		292.202	13. ms	α	~ 10.66				
²⁹³ Lv		293.204	0.06 s	α	10.5				
¹¹⁷									
²⁹³ 117		293.208	~ 22. ms	α	11.0				
²⁹⁴ 117		294.210	~ 0.05 s	α	10.8				
¹¹⁸									
²⁹⁴ 118		294.214	0.7 ms	α	11.7				

NEUTRON SCATTERING AND ABSORPTION PROPERTIES

Norman E. Holden

This table presents an evaluated set of values for experimental quantities that characterize the properties for scattering and absorption of neutrons. The neutron cross section is given for room temperature neutrons, 20.43 °C, corresponding to a thermal neutron energy of 0.0253 electron volts (eV) or a neutron velocity of 2200 meters/second. The neutron resonance integral is defined over the energy range from 0.5 eV to 0.1×10^6 eV, or 0.1 MeV.

Bound neutron scattering lengths and neutron cross sections averaged over a Maxwellian spectrum at 30 keV for astrophysical applications are also presented. A list of the major references used is given below. The literature cutoff date is January 2003. Uncertainties are given in parentheses. Parentheses with two or more numbers indicate values to the excited state(s) and to the ground state of the product nucleus.

Table Layout

Column Number	Column Title	Description
1	Isotope/Element	For elements, atomic number and chemical symbol are listed. For nuclides, mass number and chemical symbol are listed. Isomers are indicated by the addition of m, m1, or m2.
2	Isotopic Abundance	In atom percent.
3	Half-life	Half-life in decimal notation. μ s = microsecond; ms = millisecond; s = second; m = minute; h = hour; d = day; y = year.
4	Thermal Neutron Cross Sections	Cross sections for neutron capture reactions in units of barns (10^{-24} cm ²) or millibarns (mb). Proton, alpha production and fission reactions are designated by σ_p , σ_a , σ_f , respectively. Separate values are listed for isomeric production.
5	Neutron Resonance Integrals	Resonance integrals for neutron capture reactions in barns (10^{-24} cm ²) or millibarns (mb). Proton, alpha production and fission reactions are designated by $R.I._p$, $R.I._a$, $R.I._f$, respectively. Separate values are listed for isomeric production.
6	Neutron Scattering Lengths	Bound coherent scattering lengths for neutron scattering reactions in units of femtometers (fm), which is equal to fermis (10^{-13} cm).
7	Maxwellian Averaged Cross Section	Astrophysical cross sections, averaged over a stellar neutron maxwellian spectrum characterized by a thermal energy of 30 keV, expressed in barns (10^{-24} cm ²), millibarns (mb) or microbarns (μ b).

General Nuclear Data References

The following references represent the major sources of the nuclear data presented:

- Mughabghab, S.F., Divadeenam, M., Holden, N.E.; Neutron Cross Sections, Vol. 1 *Neutron Resonance Parameters and Thermal Cross Sections*, Part A, Z = 1–60. Academic Press Inc., New York, New York (1981); Mughabghab, S.F.; Part B, Z = 61–100. Academic Press Inc., Orlando, FL (1984).
- Holden, N.E.; *Fifty Years with Nuclear Fission* Conference, Wash., D.C., Gaithersburg, Md. April 26–29, 1989, p. 946. American Nuclear Society, LaGrange Park, IL (1989).
- Tuli, J.K.; *Nuclear Wallet Cards*, Brookhaven National Laboratory (Jan. 2000).
- Holden, N.E.; Half-lives of Selected Nuclides, *Pure & Applied Chemistry* 62, 941 (1990).
- Holden, N.E., Hoffman, D.C.; Spontaneous Fission Half-lives for Ground State Nuclides, *Pure & Applied Chemistry* 72, 1525 (2000).
- Koester, L., Rauch, H., Seymann, E.; Neutron Scattering Lengths: A Survey of Experimental Data and Methods, *Atomic Data Nuclear Data Tables* 49, 65 (1991).
- Sears, V.F.; Neutron Scattering Lengths and Cross Sections, *Neutron News* 3, (3), 26 (1992).
- Bao, Z.Y., Beer, H., Käpeler, F., Voss, F., Wisshak, K., Raucher, T.; Neutron Cross Sections for Nucleo-synthesis Studies, *Atomic Data Nuclear Data Tables* 76, 70 (2000).

Elem. or Isot.	Natural Abundance (%)	Half-Life	Thermal Neut. Cross Section (barns)	Resonance Integral (barns)	Coh. Scat. Length (fm)	σ (30 keV) Maxw. Avg. (barns)
¹ H			0.332(2)	0.149(1)	–3.739(1)	
¹ H	99.9885(70)	>2.8×10 ²³ y	0.332(2)	0.149(1)	– 3.741(1)	0.25(2) mb*
² H	0.0115(70)		0.51(1)mb	0.23(2) mb	6.671(4)	2.1(4) μ b
³ H		12.33 y	< 6. μ b		4.79(3)	
² He			< 0.05		3.26(3)	
³ He	0.000134(3)		$\sigma_p = 5.33(1) \times 10^3$ 0.05(1) mb	$R.I._p = 2.39(1) \times 10^3$	5.74(7)	8.(1) μ b*
⁴ He	99.999867(3)				3.26(3)	
³ Li			71.(2)	32.(1)	– 1.90(2)	

* Extrapolated value.

Elem. or Isot.	Natural Abundance (%)	Half-Life	Thermal Neut. Cross Section (barns)	Resonance Integral (barns)	Coh. Scat. Length (fm)	σ (30 keV) Maxw. Avg. (barns)
⁶ Li	7.59(4)		$\sigma_t = 9.4(1) \times 10^2$ 39.(5) mb	$RI_t = 422.(4)$ 17.(2) mb	2.0(1)	$\sigma_t \approx 1.$ 0.06(1) mb*
⁷ Li	92.41(4)		45.(5) mb	20.(2) mb	– 2.22(2)	42.(3) μ b
⁸ Li		0.84 s				$< \approx 5.5 \mu$ b
⁴ Be			8.8(4) mb	3.9(2) mb	7.79(1)	
⁷ Be		53.28 d	$\sigma_p = 3.9(1) \times 10^4$ $\sigma_a \approx 0.1$	$RI_p = 1.75(5) \times 10^4$		$\sigma_p = 16(4)^*$
⁹ Be	100.		8.8(4) mb	3.9(2) mb	7.79(1)	
¹⁰ Be		1.52×10^6 y	$< 1.$ mb			
⁵ B			$7.6(1) \times 10^2$	$3.4(1) \times 10^2$	5.30(4)	
¹⁰ B	19.9(7)		$\sigma_a = 38.4(1) \times 10^2$ 0.3(1) $\sigma_p = 7.(1)$ mb $\sigma_t = 8.(2)$ mb	$RI_a = 17.3(1) \times 10^2$ 0.13(4)	– 0.1(3)	
¹¹ B	80.1(7)		5.(3) mb	2.(1) mb	6.65(4)	
⁶ C			3.5(1) mb	1.6(1) mb	6.646(1)	
¹² C	98.93(8)		3.5(1) mb	1.6(1) mb	6.651(2)	16.(1) μ b*
¹³ C	1.07(8)		1.4(1) mb	1.7(2) mb	6.19(9)	0.021(4) mb
¹⁴ C		5715. y	$< 1.4 \mu$ b			3.(1) μ b*
⁷ N			2.00(6)	0.90(3)	9.36(2)	
¹⁴ N	99.636(20)		$\sigma_p = 1.93(5)$ 0.080(1)	$RI_p = 0.87(3)$ 0.034(1)	9.37(2)	$\sigma_p = 1.8(2)$ mb*
¹⁵ N	0.364(20)		0.04(1) mb	0.11(3) mb	6.44(3)	6.(1) μ b*
⁸ O			0.29(1) mb	0.40(4) mb	5.805(4)	
¹⁶ O	99.757(16)		0.19(1) mb	0.36(4) mb	5.805(5)	34.(4) μ b
¹⁷ O	0.038(1)		$\sigma_a = 0.257(10)$ 0.54(7) mb	0.11(1) 0.39(5) mb	5.8(2)	$\sigma_a = 3.9(5)$ mb*
¹⁸ O	0.205(14)		0.16(1) mb	0.81(4) mb	5.84(7)	9.(1) μ b*
⁹ F			9.5(1) mb	21.(3) mb	5.65(1)	6.(1) mb
¹⁹ F	100.		9.5(1) mb	21.(3) mb	5.65(1)	6.(1) mb
¹⁰ Ne			42.(5) mb	19.(3) mb	4.566(6)	
²⁰ Ne	90.48(3)		39.(5) mb	18.(3) mb	4.631(6)	0.12(1) mb
²¹ Ne	0.27(1)		0.7(1) $\sigma_a = 0.18(9)$ mb	0.31(5)	6.7(2)	≈ 1.5 mb
²² Ne	9.25(3)		51.(5) mb	23.(3) mb	3.87(1)	58.(4) μ b*
¹¹ Na			0.53(2)	0.32(2)	3.63(2)	2.1(2) mb
²² Na		2.605 y	$\sigma_p = 2.8(3) \times 10^4$ $\sigma_a = 2.6(4) \times 10^2$	$RI_p < 2. \times 10^5$ $RI_a = 1.2(2) \times 10^2$		
²³ Na	100.		$\sigma_m = 0.43(3)$	$RI_m = 0.30(6)$	3.63(2)	2.1(2) mb
¹² Mg			66.(6) mb	38.(5) mb	5.375(4)	
²⁴ Mg	78.99(4)		0.053(6)	32.(4) mb	5.7(2)	3.3(4) mb
²⁵ Mg	10.00(1)		0.20(1)	98.(15) mb	3.6(2)	6.4(4) mb
²⁶ Mg	11.01(3)		0.038(1)	25.(2) mb	4.9(2)	0.13(1) mb*
²⁷ Mg		9.45 m	0.07(2)	0.03(1)		
¹³ Al			0.230(2)	0.17(1)	3.45(1)	
²⁶ Al		7.1×10^5 y	$\sigma_p = 1.97(10)$ $\sigma_a = 0.34(1)$			0.14(2)
²⁷ Al	100.		0.230(2)	0.17(1)	3.45(1)	2.9(3) mb
¹⁴ Si			0.166(9)	0.12(2)	4.15(1)	
²⁸ Si	92.223(19)		0.17(1)	0.11(2)	4.11(1)	2.9(3) mb
²⁹ Si	4.685(8)		0.12(1)	0.08(2)	4.7(1)	7.9(9) mb
³⁰ Si	3.092(11)		0.107(3)	0.62(6)	4.61(1)	3.2(3) mb*
³¹ Si		2.62 h	73.(6) mb	33.(3) mb		
³² Si		1.6×10^2 y	< 0.5			
¹⁵ P			0.17(1)	0.08(1)	5.13(1)	
³¹ P	100.		0.17(1)	0.08(1)	5.13(1)	1.7(1) mb
¹⁶ S			0.54(2)	0.24(2)	2.847(1)	

* Extrapolated value.

Elem. or Isot.	Natural Abundance (%)	Half-Life	Thermal Neut. Cross Section (barns)	Resonance Integral (barns)	Coh. Scat. Length (fm)	σ (30 keV) Maxw. Avg. (barns)
³² S	94.93(31)		0.55(5) $\sigma_a < 0.5$ mb	0.25(2)	2.804(2)	4.1(2) mb
³³ S	0.76(2)		0.46(3) $\sigma_a = 0.12(1)$ $\sigma_p = 2.$ mb	0.21(2) $RI_a = 0.05(1)$	4.7(2)	7.4(15) mb $\sigma_a = 0.18(1)$
³⁴ S	4.29(28)		0.25(1)	0.13	3.48(3)	0.23(1) mb
³⁶ S	0.02(1)		0.24(2)	0.26(3)		0.17(1) mb*
¹⁷ Cl			33.6(3)	15.(2)	9.58(1)	
³⁵ Cl	75.78(4)		43.7(4) $\sigma_p = 0.44(1)$ $\sigma_a \approx 0.08$ mb	20.(2) $RI_p = 0.2$	11.7(1)	9.4(3) mb $\sigma_p = 1.7(2)$ mb*
³⁶ Cl		3.01×10 ⁵ y	$\sigma_p = 46.(2)$ mb <10.	$RI_p = 0.02$		$\sigma_p = 91.(8)$ mb
³⁷ Cl	24.22(4)		$\sigma_a = 0.59(7)$ mb (0.05 + 0.38)	(0.04+0.26)	3.1(1)	$\sigma_a = 0.9(2)$ mb 2.0(2) mb
¹⁸ Ar			0.66(3)	0.42(5)	1.91(1)	
³⁶ Ar	0.3365(30)		5.(1) $\sigma_a = 5.4(3)$ mb $\sigma_p < 1.5$ mb	2.(1)	24.9(1)	
³⁷ Ar		35.0 d	$\sigma_a = 1.08(8) \times 10^3$ $\sigma_p = 37.(4)$	$RI_a = 900.$ $RI_p = 31.$		$\sigma_a \approx 1.3$ $\sigma_p \approx 0.04$
³⁸ Ar	0.0632(5)		0.8(2)	0.4(1)	3.5(35)	
³⁹ Ar		268. y	$6.(2) \times 10^2$ $\sigma_a < 0.29$			
⁴⁰ Ar	99.6003(30)		0.64(3)	0.41(5)	1.83(1)	2.5(3) mb
⁴¹ Ar		1.82 h	0.5(1)	0.2(1)		
¹⁹ K			2.1(1)	1.0(1)	3.67(2)	
³⁹ K	93.2581(44)		2.1(2) $\sigma_a = 4.3(5)$ mb $\sigma_p < 0.05$ mb	0.9(1)	3.74(2)	11.8(4) mb
⁴⁰ K	0.0117(1)	1.26×10 ⁹ y	30.(8) $\sigma_p = 4.4(4)$ $\sigma_a = 0.42(8)$	13.(4) 2.0(2)		$\sigma_p = 7.(1)$ mb $\sigma_a = 40.(6)$ mb
⁴¹ K	6.7302(44)		1.46(3)	1.4(2)	2.69(8)	22.(1) mb
²⁰ Ca			0.43(2)	0.23(2)	4.70(2)	
⁴⁰ Ca	96.941(156)		0.41(3) $\sigma_a = 0.13(4)$ mb	0.22(4)	4.80(2)	6.7(7) mb
⁴¹ Ca		1.02×10 ⁵ y	$\approx 4.$ $\sigma_a = 0.18(3)$ $\sigma_p = 7.(2)$ mb			
⁴² Ca	0.647(23)		0.65(10)	0.39(4)	3.4(1)	16.(2) mb
⁴³ Ca	0.135(10)		6.(1)	3.9(2)	– 1.56(9)	51.(6) mb
⁴⁴ Ca	2.086(110)		0.8(2)	0.56(1)	1.42(6)	9.(1) mb
⁴⁵ Ca		162.7 d	$\approx 15.$			
⁴⁶ Ca	0.004(3)	>4×10 ¹⁵ y	0.70(3)	0.9(1)	3.6(2)	5.3(5) mb*
⁴⁸ Ca	0.187(21)	4.3×10 ¹⁹ y	1.0(1)	0.5(1)	0.39(9)	0.8(1) mb*
²¹ Sc			27.2(2)	12.(1)	12.3(1)	
⁴⁵ Sc	100.		(10.+17.)	(5.6+6.4)	12.3(1)	69.(5) mb
⁴⁶ Sc		83.81 d	8.(1)	3.6(5)		
²² Ti			6.1(1)	2.8(2)	– 3.438(2)	
⁴⁴ Ti		60 y	1.1(2) $\sigma_p < 0.2$			
⁴⁶ Ti	8.25(3)		0.6(2)	0.4(1)	4.93(6)	27.(3) mb
⁴⁷ Ti	7.44(2)		1.6(2)	1.6(2)	3.63(1)	64.(8) mb
⁴⁸ Ti	73.72(3)		7.9(9)	3.6(2)	– 6.09(2)	32.(5) mb
⁴⁹ Ti	5.41(2)		1.9(5)	1.2(2)	1.04(5)	22.(2) mb
⁵⁰ Ti	5.18(2)		0.179(3)	0.12(2)	6.18(8)	3.6(4) mb
²³ V			5.0(2)	2.8(1)	– 0.382(1)	

* Extrapolated value.

Elem. or Isot.	Natural Abundance (%)	Half-Life	Thermal Neut. Cross Section (barns)	Resonance Integral (barns)	Coh. Scat. Length (fm)	σ (30 keV) Maxw. Avg. (barns)
⁵⁰ V	0.250(4)	1.4×10 ¹⁷ y	21.(4) $\sigma_p = 0.7(4)$ mb	50.(20)	7.6(6)	
⁵¹ V	99.750(4)		4.9(1)	2.7(2)	− 0.402(2)	38.(4) mb
²⁴ Cr	4.345(13)	>1.8×10 ¹⁷ y 27.70 d	3.0(2)	1.7(1)	3.635(7)	0.05(1)
⁵⁰ Cr			15.(1)	8.(1)	− 4.5(1)	
⁵¹ Cr			< 10.			
⁵² Cr			0.8(1)	0.6(2)	4.91(2)	
⁵³ Cr	83.789(18)		18.(2)	9.(1)	− 4.2(1)	0.06(1)
⁵⁴ Cr	2.365(7)		0.36(4)	0.25(5)	4.6(1)	7.(2) mb
²⁵ Mn	100.	3.7×10 ⁶ y 312.1 d	13.3(1)	14.0(3)	− 3.75(2)	40.(3) mb
⁵³ Mn			70.(10)	32.(5)		
⁵⁴ Mn			< 10.			
⁵⁵ Mn			13.3(1)	14.0(3)	− 3.75(2)	
²⁶ Fe	5.845(35)	2.73 y	2.7(1)	1.4(2)	9.45(2)	29.(2) mb
⁵⁴ Fe			2.3(2)	1.3(2)	4.2(1)	
			$\sigma_a = 10.$ μ b	RI _a = 1.1(1) mb		
⁵⁵ Fe			13.(2)	6.(1)		
	91.754(36)	44.51 d	$\sigma_a = 0.01$			11.7(5) mb
⁵⁶ Fe			2.8(3)	1.4(2)	9.93(3)	
⁵⁷ Fe			1.4(2)	0.8(4)	2.3(1)	
⁵⁸ Fe			1.3(1)	1.3(2)	15.(7)	
⁵⁹ Fe			13.(3)	6.(1)		12.(1) mb
²⁷ Co	100.	9.1 h 70.88 d 10.47 m 5.271 y	37.19(8)	74.(2)	2.49(2)	38.(4) mb
^{58m} Co			1.4(1)×10 ⁵	2.5(10)×10 ⁵		
⁵⁸ Co			1.9(2)×10 ³	7.(1)×10 ³		
⁵⁹ Co			(20.7+16.5)	(39.+35.)	2.49(2)	
^{60m} Co			58.(3)	230.(50)		
⁶⁰ Co			2.0(2)	4.3(10)		
²⁸ Ni	68.0769(89)	>4×10 ¹⁹ y	4.5(2)	2.3(2)	10.3(1)	41.(2) mb
⁵⁸ Ni			4.6(4)	2.3(2)	14.4(1)	
			$\sigma_a < 0.03$ mb			
⁵⁹ Ni			$\sigma_{abs} = 92.(4)$ $\sigma_a = 14.(2)$ $\sigma_p = 2.(1)$	RI _{abs} = 1.4(1)×10 ³		
⁶⁰ Ni	26.2231(77)		2.9(3)	1.5(2)	2.8(1)	25.(1) mb
⁶¹ Ni	1.1399(6)		2.5(5)	1.5(4)	7.60(6)	82.(8) mb
	3.6345(17)	100. y	$\sigma_a = 0.03$ mb			13.(4) mb
⁶² Ni			15.(1)	6.8(3)	− 8.7(2)	
⁶³ Ni			20.(5)	9.(2)		
⁶⁴ Ni			1.6(1)	1.2(2)	− 0.37(7)	
⁶⁵ Ni	0.9256(9)	2.517 h	22.(2)	10.(1)		9.(1) mb
²⁹ Cu	69.15(15)	12.701 h	3.8(1)	4.1(4)	7.718(4)	0.09(1)
⁶³ Cu			4.5(2)	5.(1)	6.43(15)	
⁶⁴ Cu			≈ 270.			
⁶⁵ Cu			2.17(3)	2.2(1)	10.61(19)	
⁶⁶ Cu	30.85(15)	5.09 m	1.4(1)×10 ²	60.(20)		41.(5) mb
³⁰ Zn	48.27(32)	>2.3×10 ¹⁸ y	1.1(2)	2.8(4)	5.680(5)	59.(5) mb
⁶⁴ Zn			0.74(5)	1.4(3)	5.23(4)	
			$\sigma_p < 12.$ μ b $\sigma_a = 11.(3)$ μ b			
⁶⁵ Zn			66.(8)	30.(4)		
	27.977(77)	243.8 d	$\sigma_a = 2.0(2)$			35.(3) mb
⁶⁶ Zn			0.9(3)	1.8(2)	5.98(5)	
			$\sigma_a < 0.02$ mb			
⁶⁷ Zn			6.9(1.4)	25.(5)	7.58(8)	
	4.102(21)		$\sigma_a = 0.4$ mb			19.(2) mb
⁶⁸ Zn			(0.072 + 0.8)	(0.2 + 2.9)	6.04(3)	
	19.02(12)		$\sigma_a < 0.02$ mb			$\sigma_m = 3.(1)$ mb

* Extrapolated value.

Elem. or Isot.	Natural Abundance (%)	Half-Life	Thermal Neut. Cross Section (barns)	Resonance Integral (barns)	Coh. Scat. Length (fm)	σ (30 keV) Maxw. Avg. (barns)
⁷⁰ Zn	0.631(9)		(8.1+83.) mb	0.9(2)		0.02(1)
³¹ Ga			2.9(1)	22.(3)	7.288(2)	
⁶⁹ Ga	60.108(9)		1.68(7)	16.(2)	7.88(4)	0.14(1)
⁷¹ Ga	39.892(9)	>2.4×10 ²⁶ y	4.7(2)	31.(3)	6.40(3)	0.12(1)
			$\sigma_m = 0.15(5)$			
³² Ge			2.2(1)	6.(2)	8.19(2)	
⁶⁸ Ge		270.8 d	1.0(5)			
⁷⁰ Ge	20.370(89)		(0.3 + 2.7)	2.3(1)	10.0(1)	88.(5) mb
⁷² Ge	27.380(60)		0.9(2)	0.8(3)	8.5(1)	0.07(2)
⁷³ Ge	7.759(78)	>1.8×10 ²³ y	15.(1)	66.(20)	5.02(4)	0.3(1)
⁷⁴ Ge	36.656(80)		(0.14 + 0.28)	(0.4+0.5)	7.6(1)	53.(7) mb
⁷⁶ Ge	7.835(81)	1.6×10 ²¹ y	(0.09 + 0.06)	(1.3+0.6)	8.2(15)	0.03(2)
³³ As			4.0(4)	61.(5)	6.58(1)	
⁷⁵ As	100.		4.0(4)	61.(5)	6.58(1)	0.57(4)
³⁴ Se			12.(1)	14.(3)	7.970(9)	
⁷⁴ Se	0.89(4)		50.(2)	520(50)	0.8(3)	0.2(1)
⁷⁵ Se		119.78 d	3.3(10)×10 ²			
⁷⁶ Se	9.37(29)		(22. + 63.)	(9.+31.)	12.2(1)	0.16(1)
⁷⁷ Se	7.63(16)		42.(4)	30.(5)	8.25(8)	0.3(1)
			$\sigma_a = 0.97(3)$ μ b			
⁷⁸ Se	23.77(28)		$\sigma_m = 0.38(2)$	RI _m = 4.3(4)	8.24(9)	0.1
⁸⁰ Se	49.61(41)		(0.05+0.54)	(0.15+0.85)	7.48(3)	42.(3) mb
⁸² Se	8.73(22)	≈ 1×10 ²⁰ y	(39.+ 5.2) mb	39.(4) mb	6.34(8)	0.04(2)
³⁵ Br			6.8(2)	92.(8)	6.79(2)	
⁷⁶ Br		16.0 h	224.(42)			
⁷⁹ Br	50.69(7)		(2.5+8.3)	(36.+96.)	6.79(7)	0.63(4)
						$\sigma_m = 0.08(1)$
⁸¹ Br	49.31(7)		(2.4+0.24)	51.(5)	6.78(7)	0.31(2)
³⁶ Kr			24.(1)	39.(6)	7.81(2)	
⁷⁸ Kr	0.353(3)	>2.3×10 ²⁰ y	(0.17+6.)	20.(1)		(0.11+0.19)
⁸⁰ Kr	2.286(10)		(4.6+7.)	57.(6)		(0.09+0.18)
⁸² Kr	11.593(3)		(14.+7.)	130.(13)		90.(6) mb
⁸³ Kr	11.500(19)		183.(30)	183.(20)		0.24(2)
⁸⁴ Kr	56.987(15)		($\sigma_m + \sigma_g$) = 0.11	2.4(3)		(16.+33.) mb
			$\sigma_m = 0.09$			
⁸⁵ Kr		10.73 y	1.7(2)	1.8(10)		0.07(2)
⁸⁶ Kr	17.279(41)		3.(2) mb	≈ 1. mb	8.1(3)	3.2(4) mb
³⁷ Rb			0.39(4)	6.(3)	7.08(2)	
⁸⁴ Rb		32.9 d	$\sigma_p = 12.(2)$			
⁸⁵ Rb	72.17(2)		(0.06+0.38)	(0.7+7.)	7.0(1)	0.24(1)
⁸⁶ Rb		18.65 d	<20.			
⁸⁷ Rb	27.83(2)	4.88×10 ¹⁰ y	0.10(1)	2.3(4)	7.3(1)	16.(1) mb
⁸⁸ Rb		17.7 m	1.2(3)	0.5(1)		
³⁸ Sr			1.2(1)	10.(1)	7.02(2)	
⁸⁴ Sr	0.56(1)		(0.6+0.2)	(9.+1.)		0.4(1)
⁸⁶ Sr	9.86(1)		$\sigma_m = 0.81(4)$	RI _m = 4.(1)	5.68(5)	(48.+22.) mb
⁸⁷ Sr	7.00(1)		16.(3)	118.(30)	7.41(7)	97.(5) mb
⁸⁸ Sr	82.58(1)		5.8(4) mb	0.07(3)	7.16(6)	6.0(2) mb
⁸⁹ Sr		50.52 d	0.42(4)	0.2		
⁹⁰ Sr		29.1 y	10.(1) mb	0.10(2)		
³⁹ Y			1.25(5)	1.0(1)	7.75(2)	
⁸⁹ Y	100.		(0.001+1.25)	(0.006+1.0)	7.75(2)	19.(1) mb
⁹⁰ Y		2.67 d	<6.5			
⁹¹ Y		58.5 d	1.4(3)	0.6(1)		
⁴⁰ Zr			0.19(1)	0.95(9)	7.16(3)	
			$\sigma_a < 0.1$ mb			
⁹⁰ Zr	51.45(40)		≈ 0.014	0.2(1)	6.4(1)	21.(2) mb
⁹¹ Zr	11.22(5)		1.2(3)	5.(2)	8.8(1)	60.(8) mb

* Extrapolated value.

Elem. or Isot.	Natural Abundance (%)	Half-Life	Thermal Neut. Cross Section (barns)	Resonance Integral (barns)	Coh. Scat. Length (fm)	σ (30 keV) Maxw. Avg. (barns)
⁹² Zr	17.15(8)		0.2(1)	0.6(2)	7.5(2)	33.(4) mb
⁹³ Zr		1.5×10 ⁶ y	<4.	16.(5)		0.10(1)
⁹⁴ Zr	17.38(28)	>10 ¹⁷ y	0.049(6)	0.25(3)	8.3(2)	26.(1) mb
⁹⁶ Zr	2.80(9)	>1.7×10 ¹⁸ y	0.020(3)	5.0(5)	5.5(1)	11.(1) mb
⁴¹ Nb			1.11(1)	8.5(6)	7.14(3)	
			$\sigma_{\alpha} < 0.1$ mb			
⁹³ Nb	100.		1.1	(6.3+2.2)	7.14(3)	266.(5) mb
			$\sigma_m = 0.86$			
⁹⁴ Nb		2.4×10 ⁴ y	($\sigma_m + \sigma_g$) = 15.(1)	126.(13)		
			$\sigma_m = 0.6(1)$			
⁹⁵ Nb		34.97 d	<7.	<200.		
⁴² Mo			2.5(1)	26.(5)	6.72(2)	
			$\sigma_{\alpha} < 0.1$ mb			
⁹² Mo	14.77(31)	>3×10 ¹⁷ y	0.06	≈ 0.8	6.93(8)	0.07(1)
			$\sigma_m = 0.2$ μb			
⁹⁴ Mo	9.226(99)		0.02	≈ 0.8	6.82(7)	0.10(2)
⁹⁵ Mo	15.900(85)		13.4(3)	109.(5)	6.93(6)	0.29(1)
			$\sigma_{\alpha} = 30.(4)$ μb			
⁹⁶ Mo	16.674(12)		0.5	17.(3)	6.22(6)	0.11(1)
⁹⁷ Mo	9.560(50)		2.5(2)	14.(3)	7.26(8)	0.34(1)
			$s_a = 0.4(2)$ mb			
⁹⁸ Mo	24.20(25)		0.14(1)	7.2(7)	6.60(7)	0.10(1)
¹⁰⁰ Mo	9.67(20)	≈ 1×10 ¹⁹ y	0.19(1)	3.6(3)	6.75(7)	0.11(1)
⁴³ Tc						
⁹⁸ Tc		≈ 6.6×10 ⁶ y	$\sigma_m = 0.9(2)$			
⁹⁹ Tc		2.13×10 ⁵ y	23.(2)	4.0(4)×10 ²	6.8(3)	0.93(5)
⁴⁴ Ru			2.6 (1)	48.(5)	7.03(3)	
⁹⁶ Ru	5.54(14)	>3.1×10 ¹⁶ y	0.23(4)	7.(2)		0.21(1)
⁹⁸ Ru	1.87(3)		< 8.			0.3(1)
⁹⁹ Ru	12.76(14)		4.(1)	195.(20)		1.2(3)
¹⁰⁰ Ru	12.60(7)		5.8(6)	11.(2)		0.21(1)
¹⁰¹ Ru	17.06(2)		5.(1)	1.1(3)×10 ²		1.00(4)
			$\sigma_{\alpha} < 0.15$ μb			
¹⁰² Ru	31.55(14)		1.2(1)	4.3(5)		0.15(1)
¹⁰³ Ru		39.27 d	<20.	≈ 30.		
¹⁰⁴ Ru	18.62(27)		0.49(2)	6.(2)		0.15(1)
¹⁰⁵ Ru		4.44 h	0.29(3)	0.13(1)		
¹⁰⁶ Ru		1.020 y	0.15(4)	2.0(6)		
⁴⁵ Rh			145.(2)	1.2(1)×10 ³	5.88(4)	
¹⁰³ Rh	100.		(11.+ 134.)	(0.08+1.1)×10 ³	5.88(4)	0.81(1)
^{104m} Rh		4.36 m	800.(100)			
¹⁰⁴ Rh		42.3 s	40.(30)			
¹⁰⁵ Rh		35.4 h	1.1(3)×10 ⁴	1.7(4)×10 ⁴		
⁴⁶ Pd			7.(1)	82.(8)	5.91(6)	
¹⁰² Pd	1.02(1)		3.2(10)	10.(2)		0.3(1)
¹⁰⁴ Pd	11.14(8)			16.(2)		0.29(3)
¹⁰⁵ Pd	22.33(8)		22.(2)	60.(20)	5.5(3)	1.20(6)
			$\sigma_{\alpha} = 0.5(2)$ μb			
¹⁰⁶ Pd	27.33(3)		(0.013+0.28)	(0.2+5.5)	6.4(4)	0.25(3)
¹⁰⁷ Pd		6.5×10 ⁶ y	1.8(2)	108.(4)		1.34(6)
¹⁰⁸ Pd	26.46(9)		(0.19+8.5)	(2.+240.)	4.1(3)	0.20(2)
¹¹⁰ Pd	11.72(9)		(0.033+0.7)	(0.7+8.)		0.15(2)
⁴⁷ Ag			62.(1)	767.(60)	5.922(7)	
¹⁰⁷ Ag	51.839(8)		(1.+35.)	(3.+105.)	7.56(1)	0.80(3)
¹⁰⁹ Ag	48.161(8)		(4.1 + 87.)	(0.7+14.1)×10 ²	4.17(1)	0.79(3)
^{110m} Ag		249.8 d	82.(11)	20.(4)		
¹¹¹ Ag		7.47 d	3.(2)	105.(20)		
⁴⁸ Cd			2.52(5)×10 ³	73.(8)	4.87(5)	

* Extrapolated value.

Elem. or Isot.	Natural Abundance (%)	Half-Life	Thermal Neut. Cross Section (barns)	Resonance Integral (barns)	Coh. Scat. Length (fm)	σ (30 keV) Maxw. Avg. (barns)
¹⁰⁶ Cd	1.25(6)	$>2.6 \times 10^{17}$ y	0.20(3)	4.(1)		0.30(2)
¹⁰⁸ Cd	0.89(3)	$>4.1 \times 10^{17}$ y	1.	14.(3)	5.4(1)	0.20(1)
¹⁰⁹ Cd		462.0 d	$\approx 180.$ $\sigma_{\alpha} < 0.05$ (0.06+11.)	$6.7(12) \times 10^3$		
¹¹⁰ Cd	12.49(18)		(0.06+11.)	(6.+34.)	5.9(1)	(0.01+0.22)
¹¹¹ Cd	12.80(12)		3.5(20)	51.(6)	6.5(1)	0.75(1)
¹¹² Cd	24.13(21)		(0.012+2.2)	15.	6.4(1)	0.19(1)
¹¹³ Cd	12.22(12)	7.7×10^{15} y	$2.06(4) \times 10^4$ $s_a < 1.$ mb (0.04+0.29)	390.(40)	– 8.0(2)	0.67(1)
¹¹⁴ Cd	28.73(42)		(26.+52.) mb	16.(7)	7.5(1)	(0.01+0.12)
¹¹⁶ Cd	7.49(18)	3.8×10^{19} y		1.2	6.3(1)	(12.+47.) mb
⁴⁹ In			197.(4)	$3.3(2) \times 10^3$	4.07(2)	
¹¹³ In	4.29(5)		(3.1+5.0+3.9)	(220.+90.)	5.39(6)	(0.48+0.31)
¹¹⁵ In	95.71(5)	4.4×10^{14} y	(88.+73.+44.)	$(1.5+1.2+0.7) \times 10^3$	4.01(2)	(0.69+0.02)
⁵⁰ Sn			0.61(3)	8.(2)	6.225(2)	
¹¹² Sn	0.97(1)		(0.15+0.40)	(8.+19.)		0.21(1)
¹¹³ Sn		115.1 d	$\approx 9.$	210.(50)		
¹¹⁴ Sn	0.66(1)		≈ 0.12	5.(1)	6.2(3)	134.(3) mb
¹¹⁵ Sn	0.34(1)		$\sigma_{\alpha} = 0.06$ mb	29.(6)		0.34(1)
¹¹⁶ Sn	14.54(9)		(0.006+0.14)	(0.5+11.)	5.93(5)	91.(2) mb
¹¹⁷ Sn	7.68(7)		1.1(1)	16.(5)	6.48(5)	319.(7) mb
¹¹⁸ Sn	24.22(9)		$\sigma_m = 4.$ mb	4.7(5)	6.07(5)	62.(1) mb
¹¹⁹ Sn	8.59(4)		2.(1)	2.9(5)	6.12(5)	0.18(1)
¹²⁰ Sn	32.58(9)		(0.001+0.13)	1.2(3)	6.49(5)	(0.5+36.) mb
¹²² Sn	4.63(3)		(0.15+0.001)	0.81(4)	5.74(5)	(18.+4.) mb
¹²⁴ Sn	5.79(5)	$>2.2 \times 10^{18}$ y	(0.13+0.004)	(8.0+0.08)	5.97(5)	12.(2) mb
⁵¹ Sb			5.2(2)	169.(20)	5.57(3)	
¹²¹ Sb	57.21(5)		(0.4+5.8)	(13.+192.)	5.71(6)	0.53(2)
¹²³ Sb	42.79(5)		(0.02+0.04+4.0)	(1.+119.)	5.38(7)	0.30(1)
¹²⁴ Sb		60.20 d	17.(3)	$\approx 8.$		
⁵² Te			4.2(1)	47.(3)	5.80(3)	
¹²⁰ Te	0.09(1)		(1.+5.)	$\approx 1.$	5.3(5)	0.4(1)
¹²² Te	2.55(12)		(0.4+3.)	(5.+75.)	3.8(2)	295.(3) mb
¹²³ Te	0.89(3)	$>5.3 \times 10^{16}$ y	370.(40) $\sigma_{\alpha} = 0.05$ mb	$4.5(3) \times 10^3$	– 0.05	0.83(1)
¹²⁴ Te	4.74(14)		(1.+6.)	(1.4+4.)	8.0(1)	155.(2) mb
¹²⁵ Te	7.07(15)		1.1(2)	21.(4)	5.02(8)	431.(4) mb
¹²⁶ Te	18.84(25)		(0.12+0.8)	(0.6+7.4)	5.56(7)	(28.+53.) mb
¹²⁸ Te	31.74(8)	2.2×10^{24} y	(0.03+0.2)	(0.2+1.6)	5.89(7)	(3.+41.) mb
¹³⁰ Te	34.08(62)	$8. \times 10^{20}$ y	(0.01+0.19)	(0.03+0.3)	6.02(7)	(4.+11.) mb
⁵³ I			6.2(1)	$1.5(1) \times 10^2$	5.28(2)	
¹²⁵ I		59.4 d	900.(100)	$1.4(2) \times 10^4$		
¹²⁷ I	100.		6.2(1)	$1.5(1) \times 10^2$	5.28(2)	0.64(3)
¹²⁸ I		25.00 m	22.(4)	$\approx 10.$		
¹²⁹ I		1.7×10^7 y	(20.7+10.3)	36.(4)		0.44(2)
¹³⁰ I		12.36 h	18.(3)	$\approx 8.$		
¹³¹ I		8.021 d	≈ 0.7	8.(4)		
⁵⁴ Xe			25.(1)	263.(50)	4.92(3)	
¹²⁴ Xe	0.0953(27)	$>10^{17}$ y	(28.+137.)	$(0.6+3.0) \times 10^3$		(0.13+0.51)
¹²⁵ Xe		17.1 h	$\sigma_{\alpha} < 0.03$			
¹²⁶ Xe	0.0890(14)		(0.45+3.)	(8.+52.)		(0.04+0.32)
¹²⁷ Xe		36.34 d	$\sigma_{\alpha} \approx 0.01$			
¹²⁸ Xe	1.910(22)		$\sigma_m = 0.48$	$RI_m = 38.(10)$		0.26(1)
¹²⁹ Xe	26.40(18)		22.(5)	250.(50)		0.62(2)
¹³⁰ Xe	4.071(53)		$\sigma_m = 0.45$	$RI_m = 16.(4)$		0.132(3)
¹³¹ Xe	21.233(62)		90.(10)	$9.(1) \times 10^2$		0.45(8)
¹³² Xe	26.9087(680)		(0.05+0.4)	(0.9+3.7)		(5.+60.) mb
¹³³ Xe		5.243 d	190.(90)			

* Extrapolated value.

Elem. or Isot.	Natural Abundance (%)	Half-Life	Thermal Neut. Cross Section (barns)	Resonance Integral (barns)	Coh. Scat. Length (fm)	σ (30 keV) Maxw. Avg. (barns)
¹³⁴ Xe	10.436(29)	$>1.1 \times 10^{16}$ y	(0.003 + 0.26)	0.40(4)		20.(2) mb
¹³⁵ Xe		9.10 h	$2.65(11) \times 10^6$	$7.6(5) \times 10^3$		
¹³⁶ Xe	8.858(33)	$>8 \times 10^{20}$ y	0.26(2)	0.7(2)		0.9(1) mb
⁵⁵ Cs			30.4(8)	422.(50)	5.42(2)	
¹³² Cs		6.48 d	$\sigma_a < 0.15$			
¹³³ Cs	100.		(2.7+27.3)	(32.+360.)	5.42(2)	(0.04+0.47)
¹³⁴ Cs		2.065 y	140.(10)	54.(9)		
¹³⁵ Cs		2.3×10^6 y	8.3(3)	38.(3)		
¹³⁷ Cs		30.2 y	(0.20+0.07)	0.36(7)		
⁵⁶ Ba			1.3(2)	10.(2)	5.07(3)	
¹³⁰ Ba	0.106(1)	2.2×10^{21} y	(1.+8.)	(25.+200.)	– 3.6(6)	0.76(11)
¹³² Ba	0.101(1)	1.3×10^{21} y	(0.84+9.7)	(4.7+24.)	7.8(3)	0.6(1)
¹³³ Ba		10.53 y	4.(1)	85.(30)		
¹³⁴ Ba	2.417(18)		(0.1+1.3)	(5.6+18.)	5.7(1)	0.18(1)
¹³⁵ Ba	6.592(12)		(0.014+5.8)	(0.47+131.)	4.7(1)	0.46(2)
¹³⁶ Ba	7.854(24)		(0.010+0.44)	(0.1+1.5)	4.91(8)	61.(2) mb
¹³⁷ Ba	11.232(24)		5.(1)	4.(1)	6.8(1)	76.(3) mb
¹³⁸ Ba	71.698(42)		0.41(2)	0.4(1)	4.84(8)	4.0(2) mb
¹³⁹ Ba		1.396 h	5.(1)	2.2(5)		
¹⁴⁰ Ba		12.75 d	1.6(3)	14.(1)		
⁵⁷ La			9.2(2)	12.(1)	8.24(4)	
¹³⁸ La	0.090(1)	1.06×10^{11} y	57.(6)	$4.1(9) \times 10^2$		
¹³⁹ La	99.910(1)		9.2(2)	12.(1)	8.24(4)	38.(3) mb
¹⁴⁰ La		1.678 d	2.7(3)	69.(4)		
⁵⁸ Ce			0.64(4)	0.71(6)	4.84(2)	
¹³⁶ Ce	0.185(2)		(1.0+6.5)	58.(12)	5.80(9)	(0.028+0.3)
¹³⁸ Ce	0.251(2)		(0.025+1.0)	(1.5+5.2)	6.70(9)	179.(5) mb
¹⁴⁰ Ce	88.450(51)		0.58(4)	0.50(5)	4.84(9)	11.0(4) mb
¹⁴¹ Ce		32.50 d	29.(3)	13.(2)		
¹⁴² Ce	11.114(51)	$>1.6 \times 10^{17}$ y	0.97(3)	1.3(3)	4.75(9)	28.(1) mb
¹⁴³ Ce		1.38 d	6.1(7)	2.7(3)		
¹⁴⁴ Ce		284.6 d	1.0(1)	2.6(3)		
⁵⁹ Pr			11.5(4)	14.(3)	4.58(5)	
¹⁴¹ Pr	100.		(4.+7.5)	14.(3)	4.58(5)	111.(2) mb
¹⁴² Pr		19.12 h	20.(3)	9.(1)		
¹⁴³ Pr		13.57 d	90.(10)	190.(25)		
⁶⁰ Nd			51.(2)	49.(5)	7.69(5)	
¹⁴² Nd	27.2(5)		19.(1)	34.(11)	7.7(3)	35.(1) mb
¹⁴³ Nd	12.2(2)		330.(10)	128.(30)		0.24(1)
			$\sigma_a = 17.$ mb			
¹⁴⁴ Nd	23.8(3)	2.1×10^{15} y	3.6(3)	3.9(5)	2.8(3)	81.(2) mb
¹⁴⁵ Nd	8.3(1)		47.(6)	260.(40)		0.42(1)
			$\sigma_a = 12.$ μ b			
¹⁴⁶ Nd	17.2(3)		1.5(2)	3.0(4)	8.7(2)	91.(1) mb
¹⁴⁷ Nd		10.98 d	440.(150)	200.		
¹⁴⁸ Nd	5.7(1)		2.4(1)	13.(2)	5.7(3)	147.(2) mb
¹⁵⁰ Nd	5.6(2)	$\approx 1 \times 10^{19}$ y	1.0(1)	14.(2)	5.3(2)	0.16(1)
⁶¹ Pm						
¹⁴⁶ Pm		5.53 y	$8.4(1.7) \times 10^3$			
¹⁴⁷ Pm		2.623 y	(84.+96.)	(1000.+1280.)	12.6(4)	2.(1)
^{148m} Pm		41.3 d	10600.(800)			
¹⁴⁸ Pm		5.37 d	$\approx 10^3$	$2.6(2.4) \times 10^3$		
¹⁴⁹ Pm		2.212 d	1400.(200)			
¹⁵¹ Pm		1.183 d	$\approx 150.$			
⁶² Sm			$5.6(1) \times 10^3$	$1.4(2) \times 10^3$		
¹⁴⁴ Sm	3.07(7)		1.6(1)	2.4(3)		92.(6) mb
¹⁴⁵ Sm		340. d	280.(20)	600.(90)		
¹⁴⁷ Sm	14.99(18)	1.06×10^{11} y	56.(4), $\sigma_a = 0.6$ mb	710.(50)	14.(3)	0.97(1)

* Extrapolated value.

Elem. or Isot.	Natural Abundance (%)	Half-Life	Thermal Neut. Cross Section (barns)	Resonance Integral (barns)	Coh. Scat. Length (fm)	σ (30 keV) Maxw. Avg. (barns)
¹⁴⁸ Sm	11.24(10)	7×10 ¹⁵ y	2.4(6)	27.(14)		241.(2) mb
¹⁴⁹ Sm	13.82(7)	10 ¹⁶ y	4.01(6)×10 ⁴ , $\sigma_a = 31$. mb	3.1(5)×10 ³		1.82(2)
¹⁵⁰ Sm	7.38(1)		102.(5)	290.(30)	14.(3)	422.(4) mb
¹⁵¹ Sm		90. y	1.52(3)×10 ⁴	3520.(60)		2.(1)
¹⁵² Sm	26.75(16)		206.(15)	3.0(3)×10 ³	– 5.0(6)	473.(4) mb
¹⁵³ Sm		1.929 d	420.(180)			
¹⁵⁴ Sm	22.75(29)		7.5(3)	32.(6)	9.(1)	0.21(1)
⁶³ Eu			4570.(100)	3.8(5)×10 ³	5.3(3)	
¹⁵¹ Eu	47.81(6)		(4.+3150.+6000.) $\sigma_a = 8.7(3)$ μ b	(2.+4.)×10 ³		(1.6+2.2)
^{152m1} Eu		9.30 h	6.8(15)×10 ⁴	< 10 ⁵		
¹⁵² Eu		13.5 y	1.1(2)×10 ⁴	1.6(2)×10 ³		5.(2)
¹⁵³ Eu	52.19(6)		300.(20), $\sigma_a < 1$. mb	1.8(4)×10 ³	8.2(1)	2.8(1)
¹⁵⁴ Eu		8.59 y	1.5(3)×10 ³	1.6(2)×10 ³		4.4(7)
¹⁵⁵ Eu		4.76 y	3.9(2)×10 ³	1.6(2)×10 ⁴		1.3(1)
⁶⁴ Gd			48.8(6)×10 ³	400.(10)	9.5(2)	
¹⁴⁸ Gd		75. y	1.40(14)×10 ⁴			
¹⁵² Gd	0.20(1)	1.1×10 ¹⁴ y	700.(200), $\sigma_a < 7$. mb	700.(200)		1.05(2)
¹⁵³ Gd		240. d	2.(1)×10 ⁴ , $\sigma_a = 0.03$			
¹⁵⁴ Gd	2.18(3)		(0.035+60.)	230.(50)		1.03(1)
¹⁵⁵ Gd	14.80(12)		61.(1)×10 ³ , $\sigma_a = .08$ mb	1540.(100)		2.65(3)
¹⁵⁶ Gd	20.47(9)		≈ 2.0	104.(15)	6.3(4)	615.(5) mb
¹⁵⁷ Gd	15.65(2)		2.54(3)×10 ⁵ , $\sigma_a < 0.05$	800.(100)		1.37(2)
¹⁵⁸ Gd	24.84(7)		2.3(3)	73.(7)	9.(2)	324.(3) mb
¹⁶⁰ Gd	21.86(19)	>1.9×10 ¹⁹ y	1.5(7)	6.(1)	9.15(5)	0.15(2)
¹⁶¹ Gd		3.66 m	2.0(6)×10 ⁴			
⁶⁵ Tb			23.2(5)	420.(50)	7.34(2)	
¹⁵⁹ Tb	100.		23.2(5)	420.(50)	7.34(2)	1.6(2)
¹⁶⁰ Tb		72.3 d	570.(110)			
⁶⁶ Dy			9.5(2)×10 ²	1.5(2)×10 ³	16.9(3)	
¹⁵⁶ Dy	0.056(3)		33.(3), $\sigma_a < 9$. mb	1000.(100)		1.6(2)
¹⁵⁸ Dy	0.095(3)		43.(6), $\sigma_a < 6$. mb	120.(10)	6.1(5)	0.8(2)
¹⁵⁹ Dy		144. d	8.(2)×10 ³			
¹⁶⁰ Dy	2.39(18)		60.(10), $\sigma_a < 0.3$ mb	1100.(200)	6.7(4)	0.89(1)
¹⁶¹ Dy	18.889(42)		600.(50), $\sigma_a < 1$. μ b	1100.(100)	10.3(4)	1.96(2)
¹⁶² Dy	25.475(36)		170.(20)	2755.(300)	– 1.4(5)	446.(4) mb
¹⁶³ Dy	24.896(42)		120.(10), $\sigma_a < 20$. μ b	1600.(400)	5.0(4)	1.11(1)
¹⁶⁴ Dy	28.260(54)		(1.7+1.0)×10 ³	(4.+2.)×10 ²	49.4(2)	212.(3) mb
^{165m} Dy		1.26 m	2.0(6)×10 ³			
¹⁶⁵ Dy		2.33 h	3.5(3)×10 ³	2.2(3)×10 ⁴		
⁶⁷ Ho			61.(2)	670.(40)	8.01(8)	
¹⁶³ Ho		4.57×10 ³ y				(0.4+1.7)
¹⁶⁵ Ho	100.		(3.1+58.), $\sigma_a < 20$. μ b	(?+670.)	8.01(8)	(0.8+0.5)
^{166m} Ho		1.2×10 ³ y	3.1(8)×10 ³	10.(3)×10 ³		
⁶⁸ Er			1.5(2)×10 ²	730.(10)	7.79(2)	
¹⁶² Er	0.139(5)		19.(3), $\sigma_a < 11$. mb	480.(50)	8.8(2)	1.6(1)
¹⁶⁴ Er	1.601(3)		13.(3), $\sigma_a < 1.2$ mb	105.(10)	8.2(2)	1.08(5)
¹⁶⁶ Er	33.503(36)		(3.+14.), $\sigma_a < 70$. μ b	96.(12)	10.6(2)	0.56(6)
¹⁶⁷ Er	22.869(9)		6.5(8)×10 ² , $\sigma_a = 3$. μ b	2970.(70)	3.0(3)	1.4(2)
¹⁶⁸ Er	26.978(18)		2.3(3), $\sigma_a = 0.09$ mb	37.(5)	7.4(4)	0.34(4)
¹⁷⁰ Er	14.910(36)		8.(2)	26.(4)	9.6(5)	0.17(1)
¹⁷¹ Er		7.52 h	370.(40)	170.(20)		
⁶⁹ Tm			108.(4)	1.5(2)×10 ³	7.07(3)	
¹⁶⁹ Tm	100		(8.+100.)	1.5(2)×10 ³	7.07(3)	1.13(6)
¹⁷⁰ Tm		128.6 d	100.(20)	460.(50)		
¹⁷¹ Tm		1.92 y	≈ 160.	118.(6)		
⁷⁰ Yb			52.(10)	1.7(2)×10 ²	12.43(3)	
¹⁶⁸ Yb	0.13(1)		2.4(2)×10 ³ , $\sigma_a < 0.1$ mb	2.0(5)×10 ⁴	–4.07(2)	0.7(4)

* Extrapolated value.

Elem. or Isot.	Natural Abundance (%)	Half-Life	Thermal Neut. Cross Section (barns)	Resonance Integral (barns)	Coh. Scat. Length (fm)	σ (30 keV) Maxw. Avg. (barns)
¹⁶⁹ Yb		32.02 d	3.6(3)×10 ³	5200.(500)		
¹⁷⁰ Yb	3.04(15)		12.(2), $\sigma_a < 10$. μ b	320.(30)	6.8(1)	0.77(1)
¹⁷¹ Yb	14.28(57)		53.(5), $\sigma_a < 1.5$ μ b	315.(30)	9.7(1)	1.21(1)
¹⁷² Yb	21.83(67)		≈ 1.3 , $\sigma_a < 1$. μ b	25.(3)	9.4(1)	0.34(1)
¹⁷³ Yb	16.13(27)		16.(2), $\sigma_a < 1$. mb	380.(30)	9.56(7)	0.75(1)
¹⁷⁴ Yb	31.83(92)		(46.+17.), $\sigma_a < 0.02$ μ b	(13.+16.)	19.3(1)	151.(2) mb
¹⁷⁶ Yb	12.76(41)		3.1(2), $\sigma_a < 1$. μ b	8.(2)	8.7(1)	116.(2) mb
⁷¹ Lu			78.(7)	8.3(7)×10 ²	7.21(3)	
¹⁷⁵ Lu	97.41(2)		(16.+8.)	(550.+270.)	7.24(3)	(1.04+0.11)
¹⁷⁶ Lu	2.59(2)	3.73×10 ¹⁰ y	(2.+2100.)	(3.+930.)	6.1(2)	1.53(7)
^{177m} Lu		160.7 d	3.2(3)	1.4(2)		
¹⁷⁷ Lu		6.65 d	1000.(300)			
⁷² Hf			106.(3)	19.7(5)×10 ²	7.8(1)	
¹⁷⁴ Hf	0.16(1)	2.0×10 ¹⁵ y	600.(50)	400.(50)	11.(1)	0.8(2)
¹⁷⁶ Hf	5.26(7)		23.(4)	700.(100)	6.6(2)	0.46(2)
¹⁷⁷ Hf	18.60(9)		(1.+375.), $\sigma_a < 20$. μ b	7170.(200)		1.5(1)
^{178m2} Hf		31. y	$\sigma_{m2} = 45$.(5)	RI _{m2} = 8(1)×10 ²		
¹⁷⁸ Hf	27.28(7)		(54.+32.)	(0.9+1.0)×10 ³	5.9(2)	0.31(1)
¹⁷⁹ Hf	13.62(2)		(0.43+46.)	(6.8+620.)	7.5(2)	(0.01+0.95)
¹⁸⁰ Hf	35.08(16)		13.0(5), $\sigma_a < 13$. μ b	32.(1)	13.2(3)	179.(5) mb
¹⁸¹ Hf		42.4 d	30.(25)			
⁷³ Ta			20.(1)	650(20.)	6.91(7)	
¹⁷⁹ Ta		1.8 y	9.3(6)×10 ²	1.22(7)×10 ³		
^{180m} Ta	0.012(2)	> 1.2×10 ¹⁵ y	≈ 560 .	1350.(100)		
¹⁸¹ Ta	99.988(2)		(0.012 + 20.), $\sigma_a < 1$. μ b	(0.4+650.)	6.91(7)	0.77(2)
¹⁸² Ta		114.43 d	8200.(600)	900.(90)		
⁷⁴ W			18.(1)	3.6(3)×10 ²	4.86(2)	
¹⁸⁰ W	0.12(1)	7.4×10 ¹⁶ y	≈ 4 .	210.(30)		0.54(6)
¹⁸² W	26.50(16)	8.3×10 ¹⁸ y	20.(1)	600.(90)	6.97(4)	274.(8) mb
¹⁸³ W	14.31(4)	1.9×10 ¹⁸ y	10.5(3)	340.(50)	6.53(4)	0.52(2)
¹⁸⁴ W	30.64(2)	4.0×10 ¹⁸ y	(0.002 + 2.0)	15.(2)	7.48(6)	0.22(1)
¹⁸⁵ W		74.8 d	≈ 3.3	300.(50)		
¹⁸⁶ W	28.43(19)	6.5×10 ¹⁸ y	37.(2)	510.(50)	− 0.72(4)	176.(5) mb
¹⁸⁷ W		23.9 h	70.(10)	2760.(550)		
¹⁸⁸ W		69.78 h	12.(1)			
⁷⁵ Re			90.(4)	8.4(2)×10 ²	9.2(3)	
¹⁸⁵ Re	37.40(2)		(0.33+110.)	1700.(50)	9.0(3)	1.54(6)
¹⁸⁷ Re	62.60(2)	4.2×10 ¹⁰ y	(2.+72.)	(9.+310.)	9.3(3)	1.16(6)
⁷⁶ Os			17.(1)	1.5(1)×10 ²	10.7(2)	
¹⁸⁴ Os	0.02(1)	>5.6×10 ¹³ y	3.3(3)×10 ³ , $\sigma_a < 10$. mb	1.4(1)×10 ³		0.4(2)
¹⁸⁶ Os	1.59(3)	2.×10 ¹⁵ y	≈ 80 ., $\sigma_a < 0.1$ mb	3.8(9)×10 ²	12(2)	0.42(2)
¹⁸⁷ Os	1.96(2)		2.(1)×10 ² , $\sigma_a < 0.1$ mb	5.0(7)×10 ²		0.90(3)
¹⁸⁸ Os	13.24(8)		≈ 5 ., $\sigma_a < 30$. μ b	1.5(2)×10 ²	7.6(3)	0.40(2)
¹⁸⁹ Os	16.15(5)		(0.00026+40.), $\sigma_a < 10$. μ b	(0.013+670.)	10.7(3)	1.17(5)
¹⁹⁰ Os	26.26(2)		(9.+4.), $\sigma_a < 20$. μ b	(22.+8.)	11.0(3)	0.30(5)
¹⁹¹ Os		15.4 d	3.8(6)×10 ²	1.7(3)×10 ²		
¹⁹² Os	40.78(19)		3.(1), $\sigma_a < 10$. μ b	7.(1)	11.5(4)	0.31(5)
¹⁹³ Os		30.5 h	2.5(5)×10 ²	1.1(2)×10 ²		
⁷⁷ Ir			4.2(1)×10 ²	2.8(4)×10 ³		10.6(3)
¹⁹¹ Ir	37.3(2)		(0.14+660.+260.)	(1.0+4.2)×10 ³		1.35(4)
¹⁹² Ir		73.83 d	1.4(3)×10 ³	4.8(7)×10 ³		
¹⁹³ Ir	62.7(2)		(0.04+6.+109.)	1.4(2)×10 ³		0.99(7)
¹⁹⁴ Ir		19.3 h	1.6(3)×10 ³	7.(2)×10 ²		
⁷⁸ Pt			10.(1)	1.3(1)×10 ²	9.60(1)	
¹⁹⁰ Pt	0.014(1)	4.5×10 ¹¹ y	1.5(1)×10 ² , $\sigma_a < 8$. mb	70.(10)	9.(1)	0.7(2)
¹⁹² Pt	0.782(7)		(2.0+6.), $\sigma_a < 0.2$ mb	115.(20)	9.9(5)	0.6(1)
¹⁹⁴ Pt	32.967(99)		(0.1+1.1), $\sigma_a < 5$. μ b	(4.+?)	10.55(8)	(0.03+0.34)
¹⁹⁵ Pt	33.832(10)		28.(1), $\sigma_a < 5$. μ b	365.(50)	8.8(1)	0.9(2)

* Extrapolated value.

Elem. or Isot.	Natural Abundance (%)	Half-Life	Thermal Neut. Cross Section (barns)	Resonance Integral (barns)	Coh. Scat. Length (fm)	σ (30 keV) Maxw. Avg. (barns)
¹⁹⁶ Pt	25.242(41)		(0.045+0.55)	7.(2)	9.89(8)	(0.01+0.19)
¹⁹⁸ Pt	7.163(55)		(0.3+3.1)	(5.+53.)	7.8(1)	(3.+79.) mb
¹⁹⁹ Pt		30.8 m	≈ 15.	≈ 7.		
⁷⁹ Au			98.7(1)	1.55(3)×10 ³	7.63(6)	
¹⁹⁷ Au	100.		$\sigma_{m+g} = 98.7(1)$ $\sigma_m = 8.(2)$ mb	$RI_{m+g} = 1.55(3) \times 10^3$ $RI_m = 0.06(2)$	7.63(6)	582.(9) mb
¹⁹⁸ Au		2.695 d	26.5(15)×10 ³	≈ 4.×10 ⁴		
¹⁹⁹ Au		3.14 d	≈ 30.			
⁸⁰ Hg			3.7(1)×10 ²	87.(5)	12.69(2)	
¹⁹⁶ Hg	0.15(1)	>2.5×10 ¹⁸ y	(105.+3000.)	(53.+410.)	30.(1)	0.4(2)
¹⁹⁸ Hg	9.97(8)		(0.017+2.)	(1.7+70.)		0.17(2)
¹⁹⁹ Hg	16.87(10)		2.1(2)×10 ³	435(20)	16.9(4)	0.37(2)
²⁰⁰ Hg	23.10(16)		≈ 1.	2.1(5)		0.12(1)
²⁰¹ Hg	13.18(8)		≈ 8.	30.(3)		0.26(1)
²⁰² Hg	29.86(20)		4.9(5)	4.5(2)	11.(1)	74.(6) mb
²⁰⁴ Hg	6.87(4)		0.4(1)	0.8(2)		42.(4) mb
⁸¹ Tl			3.3(1)	12.5(8)	8.776(5)	
²⁰³ Tl	29.524(14)		11.(1), $\sigma_a < 0.3$ mb	41.(2)	7.0(2)	124.(8) mb
²⁰⁴ Tl		3.78 y	22.(2)	90.(20)		0.14(5)
²⁰⁵ Tl	70.476(14)		0.11(2)	0.6(2)	9.52(7)	54.(4) mb
⁸² Pb			0.172(2)	0.14(4)	9.402(2)	
²⁰⁴ Pb	1.4(1)		0.68(7)	2.0(2)	10.9(1)	90.(6) mb
²⁰⁵ Pb		1.51×10 ⁷ y	≈ 5.	≈ 2.		0.06(1)
²⁰⁶ Pb	24.1(1)		0.027(1)	0.10(1)	9.23(5)	16.(1) mb
²⁰⁷ Pb	22.1(1)		0.61(3)	0.38(1)	9.28(2)	10.(1) mb
²⁰⁸ Pb	52.4(1)	>2×10 ¹⁹ y	0.23(1) mb, $\sigma_a < 8.$ μ b	2.0(2) mb	9.50(3)	0.36(4) mb
²¹⁰ Pb		22.6 y	< 0.5			
⁸³ Bi			0.034(1)	0.19(2)	8.532(2)	
²⁰⁹ Bi	100.		(11.+23.) mb, $\sigma_a < 0.3$ μ b	0.19(2)	8.532(2)	2.7(5) mb
^{210m} Bi		3.0×10 ⁶ y	54.(4) mb	0.20(3)		
⁸⁴ Po						
²¹⁰ Po		138.4 d	$\sigma_m < 0.5$ mb, $\sigma_a < 2.$ mb $\sigma_g < 30.$ mb, $\sigma_f < 0.1$			
⁸⁵ At						
⁸⁶ Rn						
²²⁰ Rn		55.6 s	<0.2			
²²² Rn		3.823 d	0.74(5)			
⁸⁸ Ra						
²²³ Ra		11.43 d	1.3(2)×10 ² , $\sigma_f < 0.7$			
²²⁴ Ra		3.66 d	12.0(5)			
²²⁶ Ra		1599. y	≈ 13., $\sigma_f < 7.$ μ b	280.(50)		10.(1)
²²⁸ Ra		5.76 y	36.(5), $\sigma_f < 2.$			
⁸⁹ Ac						
²²⁷ Ac		21.77 y	8.8(7)×10 ² , $\sigma_f < 0.35$ mb	1.5(4)×10 ³		
⁹⁰ Th			7.4	85.(3)		10.31(3)
²²⁷ Th		18.72 d	$\sigma_f = 2.0(2) \times 10^2$			
²²⁸ Th		1.913 y	1.2(2)×10 ² , $\sigma_f < 0.3$	1014.(400)		
²²⁹ Th		7.9×10 ³ y	≈ 60. $\sigma_f = 30.(3)$	1.0(2)×10 ³ $RI_f = 466.(75)$		
²³⁰ Th		7.54×10 ⁴ y	23.4(5) $\sigma_f < 0.5$ mb	1.0(1)×10 ³		
²³² Th	100.	1.40×10 ¹⁰ y	7.37(4) $\sigma_f = 3.(1)$ μ b $\sigma_a < 1.$ μ b	85.(3)		10.31(3)
²³³ Th		22.3 m	1.5(1)×10 ³ $\sigma_f = 15.(2)$	4.(1)×10 ²		

* Extrapolated value.

Elem. or Isot.	Natural Abundance (%)	Half-Life	Thermal Neut. Cross Section (barns)	Resonance Integral (barns)	Coh. Scat. Length (fm)	σ (30 keV) Maxw. Avg. (barns)
²³⁴ Th		24.10 d	1.8(5) $\sigma_f < 0.01$			
⁹¹ Pa						
²³⁰ Pa		17.4 d	$1.5(3) \times 10^3$			
²³¹ Pa		3.25×10^4 y	$2.0(1) \times 10^2$ $\sigma_f = 20.(1)$ mb	750.(80) $RI_f = 0.05(1)$		9.1(3)
²³² Pa		1.31 d	$4.6(10) \times 10^2$ $\sigma_f = 1.5(5) \times 10^3$	300.(70) $RI_f = 1.0(1) \times 10^3$		
²³³ Pa		27.0 d	39.(2) $\sigma_m = 20.(4)$ $\sigma_g = 19.(3)$ $\sigma_f < 0.1$	(460.+440.)		
⁹² U			$3.4(3); \sigma_f = 4.2(1)$	280.(20), $RI_f = 2.0$		8.417(5)
²³⁰ U		20.8 d	$\sigma_f \approx 25.$			
²³¹ U		4.2 d	$\sigma_f \approx 250.$			
²³² U		70. y	73.(2) $\sigma_f = 74.(8)$	280.(15) $RI_f = 350.(30)$		
²³³ U		1.592×10^5 y	47.(2) $\sigma_f = 5.3(1) \times 10^2$ $\sigma_a < 0.2$ mb	137.(6) $RI_f = 760.(17)$		10.1(2)
²³⁴ U	0.0054(5)	2.455×10^5 y	96.(2) $\sigma_f = 0.07(2)$	660.(70) $RI_f = 6.5$		12.(4)
²³⁵ U	0.7204(6)	7.04×10^8 y	95.(5) $\sigma_f = 586.(2)$ $\sigma_a < 0.1$ mb	144.(6) $RI_f = 275(5)$		10.47(4)
²³⁶ U		2.342×10^7 y	5.1(3) $\sigma_f < 1.3$ mb	360.(15) $RI_f = 4.38(50)$		
²³⁷ U		6.75 d	$\approx 10^2$ $\sigma_f < 0.35$	1200.(200)		
²³⁸ U	99.2742(10)	4.47×10^9 y	2.7(1) $\sigma_f \approx 3.$ μ b $\sigma_a = 1.4(5)$ μ b	277.(3) 1.54(15) mb		8.402(5)
²³⁹ U		23.5 m	22.(2) $\sigma_f = 15.(3)$			
⁹³ Np						
²³⁴ Np		4.4 d	$\sigma_f = 9.(3) \times 10^2$			
²³⁵ Np		1.085 y	$1.6(1) \times 10^2$			
^{236m} Np		22.5 h	$\sigma_f = 2.7(2) \times 10^3$	$7.(4) \times 10^2$		
²³⁶ Np		1.55×10^5 y	$\sigma_f = 3.0(2) \times 10^3$	$1.35(30) \times 10^3$		
²³⁷ Np		2.14×10^6 y	$1.7(1) \times 10^2$ $\sigma_f = 20.(1)$ mb	$6.5(3) \times 10^2$ $RI_f = 4.7$		10.6(1)
²³⁸ Np		2.117 d	$\sigma_f = 2.6(3) \times 10^3$	$1.4(3) \times 10^3$		
²³⁹ Np		2.355 d	(32.+19.) $\sigma_f < 1.$			
⁹⁴ Pu						
²³⁶ Pu		2.87 y	$\sigma_f = 1.6(3) \times 10^2$	1000.(60)		
²³⁷ Pu		45.7 d	$\sigma_f = 2.3(3) \times 10^3$			
²³⁸ Pu		87.7 y	$5.1(2) \times 10^2$ $\sigma_f = 17.(1)$	$1.6(2) \times 10^2$ $RI_f = 26.(2)$		14.1(5)
²³⁹ Pu		2.410×10^4 y	$2.7(1) \times 10^2$ $\sigma_f = 752.(3)$ $\sigma_a \approx 0.3$ mb	$2.0(2) \times 10^2$ $3.0(1) \times 10^2$		7.7(1)
²⁴⁰ Pu		6.56×10^3 y	$2.9(1) \times 10^2$ $\sigma_f \approx 59.$ mb	$8.4(3) \times 10^3$ $RI_f = 3.2$		3.5(1)
²⁴¹ Pu		14.4 y	$3.7(1) \times 10^2, \sigma_a < 0.2$ mb $\sigma_f = 1.01(1) \times 10^3$	$1.6(1) \times 10^2$ $5.7(4) \times 10^2$		
²⁴² Pu		3.75×10^5 y	19.(1) $\sigma_f < 0.2$	$1.1(1) \times 10^3$ $RI_f = 0.23$		8.1(1)
²⁴³ Pu		4.956 h	$< 100.$			

* Extrapolated value.

Elem. or Isot.	Natural Abundance (%)	Half-Life	Thermal Neut. Cross Section (barns)	Resonance Integral (barns)	Coh. Scat. Length (fm)	σ (30 keV) Maxw. Avg. (barns)
²⁴⁴ Pu		8.00×10 ⁷ y	$\sigma_f = 2.0(2) \times 10^2$ 1.7(1)	41.(3)		
²⁴⁵ Pu		10.5 h	1.5(3)×10 ²	220.(40)		
⁹⁵ Am						
²⁴¹ Am		432.7 y	(0.6+6.4)×10 ² $\sigma_f = 3.15(10)$	(1.+14.)×10 ² 14.(1)		
^{242m} Am		141. y	1.7(4)×10 ³	≈ 200.		
²⁴² Am		16.02 h	$\sigma_f = 5.9(3) \times 10^3$ $\sigma_f = 2.1(2) \times 10^3$	RI _f = 1.8(1)×10 ³ RI _f = < 300.		
²⁴³ Am		7.37×10 ³ y	3.3(5)×10 ² (75.+5.) $\sigma_f = 79.(2)$ mb	≈ 1.5×10 ² (17.1+1.0)×10 ² RI _f = 0.056		8.3(2)
^{244m} Am		≈ 26. m	$\sigma_f = 1.6(3) \times 10^3$			
²⁴⁴ Am		10.1 h	$\sigma_f = 2.2(3) \times 10^3$			
⁹⁶ Cm						
²⁴² Cm		162.8 d	≈ 20. $\sigma_f \approx 5.$	120.(50)		
²⁴³ Cm		29.1 y	1.3(1)×10 ² $\sigma_f = 6.2(2) \times 10^2$	214.(20) RI _f = 1.6(1)×10 ³		
²⁴⁴ Cm		18.1 y	15.(1) $\sigma_f = 1.1(2)$	640.(50) RI _f = 10.8(8)		9.5(3)
²⁴⁵ Cm		8.48×10 ³ y	3.5(2)×10 ² $\sigma_f = 2.1(1) \times 10^3$	110.(10) RI _f = 8.(1)×10 ²		
²⁴⁶ Cm		4.76×10 ³ y	1.2(2) $\sigma_f = 0.16(7)$	120.(10) 13.(2)		9.3(2)
²⁴⁷ Cm		1.56×10 ⁷ y	60.(30) $\sigma_f = 82.(5)$	5.(1)×10 ² 7.3(7)×10 ²		
²⁴⁸ Cm		3.48×10 ⁵ y	2.6(3) $\sigma_f = 0.36(7)$	270.(30) 13.(2)		7.7(2)
²⁴⁹ Cm		64.15 m	≈ 1.6			
²⁵⁰ Cm		≈ 9.7×10 ³ y	≈ 80.			
⁹⁷ Bk						
²⁴⁹ Bk		320. d	7.(1)×10 ² $\sigma_f \approx 0.1$	9.(1)×10 ²		
²⁵⁰ Bk		3.217 h	$\sigma_f = 1.0(2) \times 10^3$			
⁹⁸ Cf						
²⁴⁹ Cf		351. y	5.0(3)×10 ² $\sigma_f = 1.7(1) \times 10^3$	7.7(4)×10 ² RI _f = 2.1(3)×10 ³		
²⁵⁰ Cf		13.1 y	2.0(2)×10 ³ $\sigma_f = 110.(90)$	12.(2)×10 ³ RI _f = 160.(40)		
²⁵¹ Cf		9.0×10 ² y	2.9(2)×10 ³ $\sigma_f = 4.5(5) \times 10^3$	1.6(1)×10 ³ RI _f = 5.5(3)×10 ³		
²⁵² Cf		2.65 y	20.(2) $\sigma_f = 32.(4)$	43.(3) RI _f = 1.1(3)×10 ²		
²⁵³ Cf		17.8 d	18.(2) $\sigma_f = 1.3(2) \times 10^3$	8.(1)		
²⁵⁴ Cf		60.5 d	4.5(10)	2.		
⁹⁹ Es						
²⁵³ Es		20.47 d	(180.+5.8)	(37.5+1.1)×10 ²		
^{254m} Es		1.64 d	$\sigma_f = 1.8(1) \times 10^3$			
²⁵⁴ Es		276. d	28.(3) $\sigma_f = 1.8(2) \times 10^3$	18.(2) RI _f = 1.2(3)×10 ³		
²⁵⁵ Es		40. d	≈ 55.			
¹⁰⁰ Fm						
²⁵⁵ Fm		20.1 h	26.(3) $\sigma_f = 3.3(2) \times 10^3$	14.(2)		
²⁵⁷ Fm		100.5 d	$\sigma_f = 3.0(2) \times 10^3$			

* Extrapolated value.

COSMIC RADIATION

A.G. Gregory and R.W. Clay

The Nature of Cosmic Rays

Primary cosmic radiation, in the form of high energy nuclear particles, electrons and photons from outside the solar system and from the Sun, continually bombards our atmosphere. Secondary radiation, resulting from the interaction of the primary cosmic rays with atmospheric gas, is present at sea-level and throughout the atmosphere.

Secondary radiation is collimated by absorption and scattering in the atmosphere and consists of a number of components associated with different particle species. High energy primary particles can produce large numbers of secondary particles forming an extensive air shower. Thus, a number of particles may then be detected simultaneously at sea-level.

Primary particle energies accessible in the vicinity of the Earth range from $\sim 10^8$ eV to $\sim 10^{20}$ eV. At the lower energies, the limit is determined by the inability of charged particles to traverse the heliosphere to us through the outward-moving solar wind. The upper energy limit is set by the practicality of building detectors to record particles with the extremely low fluxes found at those energies (O.C. Allkofer, 1975a; J.G. Wilson, 1976).

Primary Cosmic Rays

Primary Particle Energy Spectrum

Figure 1 shows the spectrum of primary particle energies. This includes all particle species. In differential form it is roughly a power law of intensity versus energy with an index of ~ -3 . There appears to be a knee (a steepening) at a little above 10^{15} eV and an ankle (a flattening) above $\sim 10^{18}$ eV. Figure 2 emphasizes the features in the spectrum at the highest energies through multiplying the flux with a strongly rising power law of energy. This figure should be used with caution as errors for the two axes are not now independent.

Data on the high energy cosmic ray spectrum are uncertain largely because of limited event statistics due to the very low flux which might best be measured in particles per square kilometer per century. The highest energy event recorded to 1995 had an energy of 3×10^{20} eV (D.J. Bird et al., 1993).

It is expected that the highest energy cosmic rays will interact with the 2.7 K cosmic microwave background through photoproduction or photodisintegration. These interactions will appreciably reduce the observed flux of cosmic rays with energies above 5×10^{19} eV if they travel further than ~ 150 million light years. This process is known as the Greisen-Zatsepin-Kuz'min (GZK) cutoff (P. Sokolsky, 1989).

At energies below $\sim 10^{13}$ eV, solar system magnetic fields and plasma can modulate the primary component and Figure 3 shows the extent of this modulation between solar maximum and minimum (E. Juliusson, 1975; J. Linsley, 1981).

Primary Particle Energy Density

If the above spectrum is corrected for solar effects, the energy density above a particle energy of 10^9 eV outside the solar system is found to be $\sim 5 \times 10^5$ eV m $^{-3}$. As the threshold energy is increased, the energy density decreases rapidly, being 2×10^4 eV m $^{-3}$ above 10^{12} eV and 10^2 eV m $^{-3}$ above 10^{15} eV. The energy density at lower energies outside the heliosphere is unknown but may be substan-

tially greater if the particle rest mass energy is included together with the kinetic energy (A. W. Wolfendale, 1979).

Primary Particle Isotropy

This is measured as an anisotropy $(I_{\max} - I_{\min})/(I_{\max} + I_{\min}) \times 100\%$, where I , the intensity (m $^{-2}$ s $^{-1}$ sr $^{-1}$), is usually measured with an angular resolution of a few degrees.

The measured anisotropy is small and energy dependent. It is roughly constant in amplitude at between 0.05 and 0.1% (with a phase of 0 to 6 hours in right ascension) for energies between 10^{11} eV and 10^{14} eV and appears to increase at higher energies roughly as $0.4 \times (\text{Energy(eV)}/10^{16})^{0.5}\%$ up to $\sim 10^{18}$ eV. The latter rise may well be an artifact of the progressively more limited statistics as the flux drops rapidly with energy. It appears possible that a real anisotropy has been observed at the highest energies (above a few times 10^{19} eV) with a directional preference for the supergalactic plane (this plane reflects the directions of galaxies within about 100 million light years) (A.W. Wolfendale, 1979; R.W. Clay, 1987; T. Stanev et al., 1995).

Primary Particle Composition

The composition of low energy cosmic rays is close to universal nuclear abundances except where propagation effects are present. For example, Li, Be, and B which are spallation products, are overabundant by about six orders of magnitude.

Composition at 10^{11} eV per nucleus

Charge	1	2	(3–5)	(6–8)	(10–14)	(16–24)	(26–28)	≥ 30
% Composition	50	25	1	12	7	4	4	0.1
(10% uncertainty)								

Measurements at higher energies indicate that there is an increase in the relative abundances of nuclei with charge greater than 6 at energies above 50 TeV/nucleus (K. Asakimori et al., 1993) ($1 \text{ TeV} = 10^{12} \text{ eV}$).

Cosmic ray composition at low energies is often quoted at a fixed energy per nucleon. When presented in this way, protons constitute roughly 90% of the flux, helium nuclei about 10% and the remainder sum to a total of about 1%.

Certain radioactive isotopic ratios show lifetime effects. The ratio of Be 10 /B 9 abundances is used to measure an "age" of cosmic rays since Be 10 is unstable with a half life of about 1.6×10^6 years. A ratio of 0.6 is expected in the absence of Be 10 decay and a ratio of about 0.2 is found experimentally (E. Juliusson, 1975; P. Meyer, 1981).

At higher energies, composition determinations are indirect and are rather contradictory and controversial. Experiments aim to differentiate between broad composition models. The measurement technique is based on studies of cosmic ray shower development. A rather direct technique for such studies is to use fluorescence observations of the shower development to determine the atmospheric depth of maximum development of the shower. Such observations suggest a heavy composition (large atomic number) at energies $\sim 10^{17}$ eV which changes with increasing energy to a light composition (perhaps protonic) above $\sim 10^{19}$ eV (T. K. Gaisser et al., 1993).

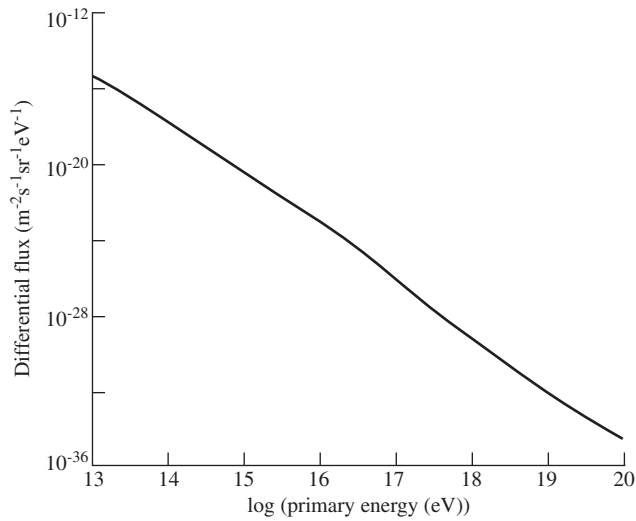


FIGURE 1. The energy spectrum of cosmic ray particles. This spectrum is of a differential form and can be converted to an integral spectrum by integration over all energies above a required threshold (E). Insofar as the spectrum approximates a power law of index -3 , a simple conversion to the integral at an energy $E/1.8$ is obtained by multiplying the differential flux by the energy and dividing by 0.62 .

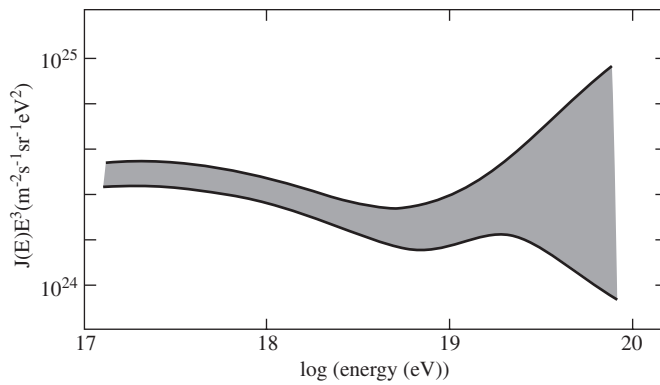


FIGURE 2. Energy spectrum at the highest energies. This spectrum (after Yoshida et al., 1995) has the differential spectrum multiplied by energy cubed. It is from a compilation of a number of measurements and indicates the good general agreement at the lower energies and a spread due to inadequate statistics at the highest energies.

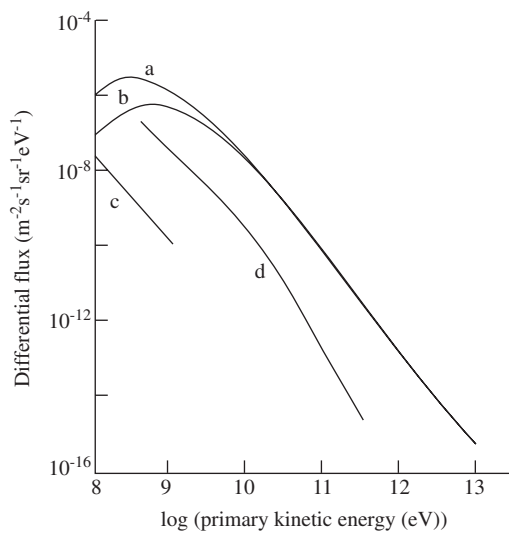


FIGURE 3. Energy spectrum of particles at lower energies. (a) Solar minimum proton energy spectrum. (b) Solar maximum proton energy spectrum. (c) Gamma-ray energy spectrum. (d) Local interstellar electron spectrum.

Primary Electrons

Primary electrons constitute about 1% of the cosmic ray beam. The positron to negative electron ratio is about 10% (J. M. Clem et al., 1995).

Antimatter in the Primary Beam

The ratio of antiprotons to protons in the primary cosmic ray beam (at about 400 MeV) is about 10^{-5} . At about 10 GeV the ratio is about 10^{-3} . At the highest measured energies (10 TeV), the upper limit to the ratio is about 20% (M. Amenomori et al., 1995; S. Orito et al., 1995).

Primary Gamma-Rays

The flux of primary gamma-rays is low at high energies. At 1 GeV the ratio of gamma-rays to protons is about 10^{-6} . The arrival directions of these gamma-rays are strongly concentrated in the plane of the Milky Way although there is a diffuse, near isotropic background flux and some point sources have been detected.

Since the absorption cross section for gamma-rays above 100 MeV is approximately 20 mbarn/electron, less than 10% of gamma-rays reach mountain altitudes (A. W. Wolfendale, 1979; P. F. Michelson, 1994).

Sea-Level Cosmic Radiation

The sea-level cosmic ray dose is 300 millirad·yr⁻¹ and the sea-level ionization is 2.2×10^6 ion pairs m⁻³s⁻¹. The sea-level flux has a soft component, which can be absorbed in about 100 mm of lead (about 100 g·cm⁻² of absorber) and a more penetrating (largely muon) hard component. The sea-level radiation is largely produced in the atmosphere and is a secondary component from interactions of the primary particles. The steep primary energy spectrum means that most secondaries at sea level are from rather low energy primaries. Thus the secondary flux is dependent on the solar cycle and the geomagnetic latitude of the observer.

Absolute Flux of the Hard Component

Vertical Integral Intensity $I(0) \sim 100 \text{ m}^{-2}\text{s}^{-1}\text{sr}^{-1}$
 Angular dependence $I(\theta) \sim I(0) \cos^2(\theta)$
 Integrated Intensity $\sim 200 \text{ m}^{-2}\text{s}^{-1}$
 (O.C. Allkofer, 1975b).

Flux of the Soft Component

In free air, the soft component comprises about one third of the total cosmic ray flux.

Latitude Effect

The geomagnetic field influences the trajectories of lower energy cosmic rays approaching the Earth. As a result, the background flux is reduced by about 7% at the geomagnetic equator. The effect decreases toward the poles and is negligible at latitudes above about 40°.

Flux of Protons

The proton component is strongly attenuated by the atmosphere with an attenuation length (reduction by a factor of e) of about 120 g·cm⁻². It constitutes about 1% of the total vertical sea level flux.

Absorption

The soft component is absorbed in about 100 g·cm⁻² of matter. The hard component is absorbed much more slowly:

Absorption in lead, 6% per 100 g·cm⁻²
 Absorption in rock, 8.5% per 100 g·cm⁻²

Absorption in water, 10% per 100 g·cm⁻²

(Absorption for depths less than 100 g·pd cm⁻² is given by K. Greisen, 1943.)

Altitude Dependence

The cosmic ray background in the atmosphere has a maximum intensity of about 15 times that at sea level at a depth of about 150 g·cm⁻² (15 km altitude). At maximum intensity, the soft and hard components contribute roughly equally but the hard component is then attenuated more slowly (S. Hayakawa, 1969).

Cosmic Ray Showers

High energy cosmic rays produce particle cascades in the atmosphere which can be detected at sea level provided that their energy exceeds about 100 GeV (such low energy cascades may be detected by using the most sensitive atmospheric Cerenkov detectors). The primary particle progressively loses energy which is transferred through the production of successive generations of secondary particles to a cascade of hadrons, an electromagnetic shower component (both positively and negatively charged electrons and gamma-rays) and muons. The secondary particles are relativistic and all travel effectively at the speed of light. As a result, they reach sea level at approximately the same time but, due to Coulomb scattering (for the electrons) and production angles (for the pions producing the muons), are spread laterally into a disk-like shower front with a characteristic lateral width of several tens of meters and thickness (near the central shower core) of 2 to 3 m. The number of particles at sea level is roughly proportional to the primary particle energy:

Number of particles at sea level $\sim 10^{-10} \times \text{energy (eV)}$.

At altitudes below a few kilometers, the number of particles in a shower attenuates with an *attenuation length* of about 200 g·cm⁻², i.e.,

particle number = original number $\times \exp(-(\text{depth increase})/200)$

The above applies to an individual shower. The rate of observation of showers of a given size (particle number at the detector) at different depths of absorber attenuates with an *absorption length* of about 100 g·cm⁻² (J.G. Wilson, 1976).

Atmospheric Background Light from Cosmic Rays

Cosmic ray particles produce Cerenkov light in the atmosphere and produce fluorescent light through the excitation of atmospheric molecules.

Cerenkov Light

High energy charged particles will cause the emission of Cerenkov light in air if their energies are above about 30 MeV (electrons). This threshold is pressure (and hence altitude) dependent. A typical Cerenkov light pulse (at sea level, 100 m from the central shower core) has a time spread of a few nanoseconds. Over this time, the photon flux between 430 and 530 nm would be $\sim 10^{14} \text{ m}^{-2}\text{s}^{-1}$ for a primary particle energy of 10^{16} eV . For comparison, the night sky background flux is $\sim 6 \times 10^{11} \text{ photons m}^{-2}\text{s}^{-1}\text{sr}^{-1}$ in the same wavelength band (J.V. Jelley, 1967).

Fluorescence Light

Cosmic ray particles in the atmosphere excite atmospheric molecules which then emit fluorescence light. This is weak compared to the highly collimated Cerenkov component when viewed in the direction of the incident cosmic ray particle but is emitted

isotropically. Typical pulse widths are longer than 50 ns and may be up to several microseconds for the total pulse from distant large showers (R.M. Baltrusaitis et al., 1985).

Effects of Cosmic Rays

Cerenkov Effects in Transparent Media

Background cosmic ray particles will produce Cerenkov light in transparent material with a photon yield between wavelengths λ_1 and λ_2

$$\sim (2\pi/137)\sin^2(\theta_c) \int_{\lambda_1}^{\lambda_2} d\lambda / \lambda^2 \text{ photons(unit length)}^{-1}$$

where θ_c (the Cerenkov angle) = $\cos^{-1}(1/\text{refractive index})$.

This background light is known to affect light detectors, e.g., photomultipliers, and can be a major source of background noise (R.W. Clay and A.G. Gregory, 1977).

Effects on Electronic Components

If background cosmic ray particles pass through electronic components, they may deposit sufficient energy to affect the state of, e.g., a transistor flip-flop. This effect may be significant where reliability is of great importance or the background flux is high. For instance, it has been estimated that, in communication satellite operation, an error rate of about 2×10^{-3} per transistor per year may be found. Permanent damage may also result. A significant error rate may be found even at sea level in large electronic memories. This error rate is dependent on the sensitivity of the component devices to the deposition of electrons in their sensitive volumes (J.F. Ziegler, 1981).

Biophysical Significance

When cosmic rays interact with living tissue, they produce radiation damage. The amount of the damage depends on the total dose of radiation. At sea level, this dose is small compared with doses from other sources but both the quantity and quality of the radiation change rapidly with altitude. Approximate dose rates under various conditions are:

Dose rates (mrem·yr⁻¹)
 Sea level cosmic rays, 30
 Cosmic rays at 10 km (subsonic jets), 2000
 Cosmic rays at 18 km (supersonic transports), 10,000
 (c.f., mean total sea level dose, 300)

Astronauts would be subject to radiation from galactic (0.05 rads per day) and solar (a few hundred rads per solar flare) cosmic rays as well as large fluxes of low energy radiation when passing through the Van Allen belts (about 0.3 rads per traverse).

Both astronauts and SST travellers would be subject to a small flux of low energy heavy nuclei stopping in the body. Such particles are capable of destroying cell nuclei and could be particularly harmful in the early stages of the development of an embryo. The rates of heavy nuclei stopping in tissue in supersonic transports and spacecraft are approximately as follows:

Stopping nuclei ((cm³ tissue)⁻¹ hr⁻¹)
 Supersonic transport (16 km), 0.0005
 Supersonic transport (20 km), 0.005
 Spacecraft, 0.15
 (O. C. Allkofer, 1975a; O. C. Allkofer et al., 1974).

Carbon Dating

Radiocarbon is produced in the atmosphere due to the action of cosmic ray slow neutrons. Solar cycle modulation of the very low energy cosmic rays causes an anticorrelation of the atmospheric ¹⁴C activity with sunspot number with a mean amplitude of about 0.5%. In the long term, modulation of cosmic rays by a varying magnetic field may be important (A.A. Burchuladze et al., 1979).

Practical Uses of Cosmic Rays

There are few direct practical uses of cosmic rays. Their attenuation in water and snow have, however, enabled automatic monitors of water and snow depth to be constructed. A search for hidden cavities in pyramids has been carried out using a muon "telescope."

Other Effects

Stellar X-rays have been observed to affect the transmission times of radio signals between distant stations by altering the depth of the ionospheric reflecting layer. It has also been suggested that variations in ionization of the atmosphere due to solar modulation may have observable effects on climatic conditions.

References

- O.C. Allkofer (1975a) *Introduction to Cosmic Radiation*, Verlag Karl Thieme, Munchen, Germany.
- O.O. Allkofer (1975b) *J. Phys. G: Nucl. Phys.*, 1, L51.
- O.C. Allkofer and W. Heinrich (1974) *Health Phys.*, 27, 543.
- M. Amenomori et al. (1995) *Proc. 24th Int. Cosmic Ray Conf. Rome*, 3, 85. Universita La Sapienza, Roma.
- K. Asakimori et al. (1993) *Proc. 23rd Int. Cosmic Ray Conf. Calgary*, 2, 25. University of Calgary, Canada.
- R.M. Baltrusaitis et al. (1985) *Nucl. Inst. Meth.*, A420, 410.
- D.J. Bird et al. (1993) *Phys. Rev. Lett.*, 71, 3401.
- A.A. Burchuladze, S.V. Pagava, P. Povinec, G.I. Togonidze, S. Usacev (1979) *Proc. 16th Int. Cosmic Ray Conf. Kyoto*, 3, 201, Univ. of Tokyo, Japan.
- R.W. Clay (1987) *Aust. J. Phys.*, 40, 423.
- R.W. Clay and A.G. Gregory (1977) *J. Phys. A: Math. Gen.*, 10, 135.
- J.M. Clem et al. (1995) *Proc. 24th Int. Cosmic Ray Conf. Rome*, 3, 5. Universita La Sapienza, Roma.
- T.K. Gaisser et al. (1993) *Phys. Rev. D*, 47, 1919.
- K. Greisen (1943) *Phys. Rev.*, 63, 323.
- S. Hayakawa (1969) *Cosmic Ray Physics*, Wiley-Interscience, New York.
- J.V. Jelley (1967) *Prog. in Elementary Particle and Cosmic Ray Physics*, 9, 41.
- E. Juliusson (1975) *Proc. 14th Int. Cosmic Ray Conf. Munich*, 8, 2689, Max Planck Institute fur Extraterrestrische Physik, Munchen, Germany.
- J. Linsley (1981) *Origin of Cosmic Rays*, I.A.U. Symposium 94, 53, D. Reidel Publishing Co. Dordrecht, Holland.
- P. Meyer (1981) *Origin of Cosmic Rays*, I.A.U. Symposium 94, 7, D. Reidel Publishing Co. Dordrecht, Holland.
- P.F. Michelson (1994) in *Towards a Major Atmospheric Cerenkov Detector III*, 257, Ed. T. Kifune, Universal Academy Press Inc., Tokyo, Japan.
- P. Sokolsky (1989) *Introduction to Ultrahigh Energy Cosmic Ray Physics*, Addison Wesley Publishing Company.
- T. Stanev et al. (1995) *Phys. Rev. Lett.*, 75, 3056.
- S. Orito et al. (1995) *Proc. 24th Int. Cosmic Ray Conf. Rome*, 3, 76. Universita La Sapienza, Roma.
- J.G. Wilson (1976) *Cosmic Rays*, Wykeham Pub. (London) Lt., U.K.
- A.W. Wolfendale (1979) *Pramana*, 12, 631.
- S. Yoshida et al. (1995) *Astroparticle Phys.*, 3, 105.
- J.F. Ziegler, (1981) *IEEE Trans. Electron Devices*, ED-28, 560.

Section 12

Properties of Solids

Techniques for Materials Characterization	12-1
Symmetry of Crystals	12-5
Ionic Radii in Crystals	12-11
Polarizabilities of Atoms and Ions in Solids	12-13
Crystal Structures and Lattice Parameters of Allotropes of the Elements	12-15
Phase Transitions in the Solid Elements at Atmospheric Pressure	12-19
Lattice Energies	12-21
The Madelung Constant and Crystal Lattice Energy	12-34
Elastic Constants of Single Crystals	12-35
Electrical Resistivity of Pure Metals	12-41
Electrical Resistivity of Selected Alloys	12-43
Electrical Resistivity of Graphite Materials	12-46
Permittivity (Dielectric Constant) of Inorganic Solids	12-47
Curie Temperature of Selected Ferroelectric Crystals	12-56
Properties of Antiferroelectric Crystals	12-57
Dielectric Constants of Glasses	12-57
Properties of Superconductors	12-58
High-Temperature Superconductors	12-74
Organic Superconductors	12-76
Properties of Semiconductors	12-78
Selected Properties of Semiconductor Solid Solutions	12-92
Properties of Organic Semiconductors	12-94
Diffusion Data for Semiconductors	12-98
Properties of Magnetic Materials	12-106
Organic Magnets	12-115
Electron Inelastic Mean Free Paths	12-118
Electron Stopping Powers	12-120
Electron Work Function of the Elements	12-122
Secondary Electron Emission	12-123
Optical Properties of Selected Elements	12-124
Optical Properties of Selected Inorganic and Organic Solids	12-149
Elasto-Optic, Electro-Optic, and Magneto-Optic Constants	12-168
Nonlinear Optical Constants	12-182
Phase Diagrams	12-185
Properties of Selected Materials at Cryogenic Temperatures	12-203
Heat Capacity of Selected Solids	12-214
Thermal and Physical Properties of Pure Metals	12-215
Thermophysical Properties of Stainless Steel 310	12-217
Thermal Conductivity of Metals and Semiconductors as a Function of Temperature	12-218
Thermal Conductivity of Alloys as a Function of Temperature	12-220
Thermal Conductivity of Crystalline Dielectrics	12-221
Thermal Conductivity of Ceramics and Other Insulating Materials	12-223
Thermal Conductivity of Glasses	12-225
Thermoelectric Properties of Metals and Semiconductors	12-229
Fermi Energy and Related Properties of Metals	12-231
Properties of Commercial Metals and Alloys	12-233
Hardness of Minerals and Ceramics	12-234

This page intentionally left blank

TECHNIQUES FOR MATERIALS CHARACTERIZATION

Experimental Techniques Used to Determine the Composition, Structure, and Energy States of Solids and Liquids

H. P. R. Frederikse

The many experimental methods, originally designed to study the chemical and physical behavior of solids and liquids, have grown into a new field known as Materials Characterization (or Materials Analysis). During the past 30 years a host of techniques aimed at the study of surfaces and thin films has been added to the many tools for the analysis of bulk samples. The field has benefited particularly from the development of computers and microprocessors, which have vastly increased the speed and accuracy of the measuring devices and the recording of their output. Materials characterization was and is a very important tool in the search for new physical and chemical phenomena. It plays an essential role in new applications of solids and liquids in industry, communications, and medicine. Many of its techniques are used in quality control, in safety regulations, and in the fight against pollution.

In most Materials Characterization experiments the sample is subjected to some kind of radiation: electromagnetic, acoustic, thermal, or particles (electrons, ions, neutrons, etc.). The surface

analysis techniques usually require a high vacuum. As a result of interactions between the solid (or liquid) and the incoming radiation a beam of a similar (or a different) nature will emerge from the sample. Measurement of the physical and/or chemical attributes of this emerging radiation will yield qualitative, and often quantitative, information about the composition and the properties of the material being probed.

The modern tendency of describing practically everything in this world by a combination of a few letters (acronyms) has also penetrated the field of Materials Characterization. The table below gives the meaning of the acronym for every technique listed, the form and size of the required sample (bulk, surface, film, liquid, powder, etc.), the nature of the incoming and of the emerging radiation, the depth and the lateral spatial resolution that can be probed, and the information obtained from the experiment. The last column lists one or two major references to the technique described.

Technique	Sample	In	Out	Depth	Lateral resolution	Information obtained	Ref.
Optical and Mass Spectroscopies for Chemical Analysis							
1. AAS Atomic Absorption Spectroscopy	Atomize (flame, electro, thermal, etc.)	Light, e.g., glow discharge	Absorption spectrum	—	—	Concentration of atomic species (quantitative, using standards)	1,2
2. ICP-AES Induct. Coupled Plasma – Atomic Emission Spectroscopy	Atomize (flame, electro, thermal, ICP, etc.)	—	Emission spectrum	—	—	Concentration of atomic species (quantitative, using standards)	3
3. Dynamic SIMS Dynamic Secondary Ion Mass Spectroscopy	Surface	Ion beam (1–20 keV)	Secondary ions; analysis with mass spectrometer	2 nm–1 μ m (or deeper: ion milling)	0.50 nm	Elemental and isotopic analysis; depth profile (all elements); detection limits: ppb–ppm	4
4. Static SIMS Static Secondary Ion Mass Spectroscopy	Surface	Ion beam (0.5–20 keV)	Secondary ions, analysis with mass spectrometer	0.1–0.5 nm	10 μ m	Elemental analysis of surface layers; molecular analysis; detection limits: ppb–ppm	4
5. SNMS Sputtered Neutral Mass Spectroscopy	Surface, bulk	Plasma discharge; noble gases: 0.5–20 keV	Sputtered atoms ionized by atoms or electrons; then mass analyzed	0.1–0.5 nm (or deeper: ion milling)	1 cm	Elemental analysis $Z \geq 3$; depth profile; detection limit: ppm	4,6
6. SALI Surface Analysis by Laser Ionization	Surface	e-beam, ion-beam, or laser for sputtering	Sputtered atoms ionized by laser; then mass analyzed	0.1–0.5 nm up to 3 μ m in milling mode	60 nm	Surface analysis; depth profiling	7
7. LIMS Laser Ionization Mass Spectroscopy	Surface, bulk	u.v. laser (ns pulses)	Ionized species; analyzed with mass spectrometer	50–150 nm	5 μ m–1 mm	Elemental (micro)analysis; detection limits: 1–100 ppm	8
8. SSMS Spark Source Mass Spectroscopy	Sample in the form of two electrodes	High voltage R.F. spark produces ions	Ions – analyzed in mass spectrometer	1–5 μ m	—	Survey of trace elements; detection limit: 0.01–0.05 ppm	9
9. GDMS Glow Discharge Mass Spectroscopy	Sample forms the cathode for a D.C. glow discharge	Sputtered atoms ionized in plasma	Ions – analyzed in mass spectrometer	0.1–100 μ m	3–4 mm	(Bulk) trace element analysis; detection limit: sub-ppb	9,10
10. ICPMS Induct. Coupled Plasma Mass Spectroscopy	Liquid-dissolved sample carried by gas stream into R.F. induction coil	Ions produced in argon plasma	Ions – analyzed in quadrupole mass spectrometer	—	—	High sensitivity analysis of trace elements	11
Photons — Absorption, Reflection, and Electron Emission							
11. IRS Infrared Spectroscopy	Thin crystal, glass, liquid	I.R. light (W-filament, global, Hg-arc)	I.R. spectrum	—	—	Electronic transitions (mainly in semiconductors and superconductors); vibrational modes (in crystals and molecules)	12,13,14
12. FTIR Fourier Transform I.R. Spectroscopy	Solid, liquid; transmission or reflection	White light (all frequencies)	Fourier Transform of spectrum (interferometer)	—	—	Spectra obtained at higher speed and resolution	15
13. ATR Attenuated Total Reflection	Surface or thin crystal	—	—	μ m's	—	Atomic or molecular spectra of surfaces and films	16
14. (μ)-RS (Micro-) Raman Spectroscopy	Solid, liquid (1 μ m–1 cm)	Laser beam, e.g., Ar-line, YAG-line	Raman spectra	0.5 μ m	0.5 μ m	Molecular and crystal vibrations	12,14,17

	Technique	Sample	In	Out	Depth	Lateral resolution	Information obtained	Ref.
15.	CARS Coherent Anti-Stokes Raman Spectroscopy	Solid, liquid (50 μm –3 cm)	Pump beam (ω_p)+ probe beam (ω_s)	Anti-Stokes spectrum	–	–	High resolution Raman spectra	14
16.	Ellipsometry	Transparent films, crystals, adsorbed layers	Polarized light	Change in polarization	0.05 nm–5 μm	25 μm (or sample thickness)	Refractive index and absorption	18,19
17.	UPS Ultraviolet Photo-electron Spectroscopy	Surfaces, adsorbed layers	u.v. light, 10–100 eV; 200 eV (synchrotron)	Electrons	0.2–10 nm	0.1–10 nm	Energies of electronic states of surfaces and free molecules	20,21
18.	PSD Photon Stimulated Desorption	Surfaces with adsorbed species	Far u.v. light $E > 10$ eV	Ions – analyzed with mass spectrometer	0.1–2 nm	–	Structure and desorption kinetics of adsorbed atoms and molecules	22
X-Rays								
19.	XRD X-Ray Diffraction	Single crystals, powders, films	X-rays: $\lambda = 0.05$ –0.2 nm (6–17 keV)	Diffacted X-ray beam	1–1000 μm	0.1–10 mm	Identification of crystallographic structures; all elements (low Z difficult)	23,24
20.	XRF/EDS X-Ray Fluorescence/Energy Dispersive Spectroscopy	Thin films, single layer	Prim. X-ray beam $\lambda = 0.02$ –0.1 nm 12–80 keV	Fluorescent X-rays	1–100 μm	10 mm	Elemental analysis; all elements except H, He, Li – (EDS also used in XRD, SEM, TEM and EPMA)	25,26
21.	EXAFS Extended X-Ray Absorption Fine Structure	Films, foils	High intensity X-rays (synchrotron)	Spectrum near absorption edge	nm– μm	–	Local atomic structure: order/disorder in vicinity of absorbing atom	27
22.	XPS/ESCA X-Ray Photo-electron Spectroscopy/ Electron Spect. for Chemical Analysis	Surfaces, thin films (≈ 20 atomic layers)	Soft X-rays (1–20 keV)	Core electrons; valence electrons	0.5–10 nm	5 nm–50 μm	(Quantitative) identification of all elements in surface layer or film	28,29
Electrons								
23.	CL Cathode Luminescence	Insulators, semiconductors	Electrons 5–50 keV	Photons 0.1–5 eV	1 nm–2 μm	1 or 2 μm	Energy levels of impurities and point defects	30
24.	APS Appearance Potential Spectroscopy	Surface (≈ 20 atomic layers)	Electrons (energy scan) 50–2000 eV	X-rays to pinpoint electron energy threshold	–	–	Identification of surface species	21, see also C
25.	AES Auger Electron Spectroscopy	Thin films, surfaces	Electrons 3–10 keV	Auger electrons 20–2000 eV	0.3–3 nm	≈ 30 nm	Elemental composition of surface (except H, He); detection limit 0.1–1%	28,29
26.	EELS Electron Energy Loss Spectroscopy	Very thin samples (<200 nm)	Electrons (100–400 keV)	(Retarded) electrons; minus 1–1000 eV	<200 nm	1–100 nm	Local elemental concentration; electronic structure, chem. bonding; interatomic distances	31
27.	EXELFS Extended Electron Energy Loss Fine Structure	Thin films	Electrons (100–400 keV)	Electrons energies 0–30 eV above edge	<200 nm	1–100 nm	Density of states of valence electrons (above Fermi level)	27,32
28.	ESD Electron Stimulated Desorption	Adsorbed species	Electrons $E > 10$ eV	Ions – analyzed with mass spectrometer	–	–	Structure and desorption properties of adsorbed atoms and molecules	22
29.	ESDIAD ESD-Ion Angular Distribution	(See ESD)	(See ESD)	Directional dependence of emitted ions	–	–	Geometries of adsorbed species (atoms or molecules)	22
30.	EPMA Electron Probe (X-Ray) Micro Analysis	Solid conductors and insulators <1 cm thick	Electrons 5–30 keV	Characteristic X-ray 0.1–15 keV	100 nm–5 μm	1 μm	Elemental analysis, $Z \leq 4$, major, minor and trace amounts	33,34
31.	LEED Low Energy Electron Diffraction	Surface	Mono-energetic electron beam 10–1000 eV	Diffacted electrons	0.4–2 nm	<5 μm	Crystallographic structure of surface; resolution: 0.01 nm	35
32.	RHEED Reflection High Energy Electron Diffraction	Surface	Electron beam at grazing angle 5–50 keV	Reflected electrons	0.2–10 nm	<5 μm	Surface symmetry	36,37
33.	SEM Scanning Electron Microscopy	Bulk, films (conducting)	High energy electrons usually ≈ 30 keV	Secondary and backscattered electrons	1 nm–5 μm	1–20 nm	Surface image, defect structure; resolution 5–15 nm; magnification 300,000 \times	33,34
34.	(S)TEM (Scanning) Transmission Electron Microscopy	Thin specimen – <200 nm	High energy electrons typically 300 keV	Transmitted and diffracted electrons	(Sample thickness)	2–20 nm	(Defect) structure of cryst. solids; microchemistry; high resol.: 0.2 nm	33
35.	FEM Field Emission Microscopy	Metals, alloys (sharp point)	–	Electron emission (with appl. electric field – 50 kV)	≈ 0.5 nm	10–100 nm	Surface image, crystallographic structure	34
36.	STM Scanning Tunneling Microscopy	Polished or cleaved surface (conducting)	Tunneling current controls distance between sample and very sharp tip		1–5 nm	2–10 nm	Atomic-scale relief map of surface; resolution: vert. 0.002 nm, hor. 0.2 nm	39
37.	SPM Scanned Probe Microscopy	Very flat surface	Any field: e.g. mechan. vibration recorded with laser probe; same with magnetic, electric or thermal field		1–100 nm	1–100 nm	Surface-magnetic field, surface-thermal conductivity, etc.	39a
38.	AFM Atomic Force Microscopy	Very flat surface	Similar to STM; force measured with cantilever spring		0.5–5 nm	0.2–130 nm	Surface topography with atomic resolution; interatomic force	40

	Technique	Sample	In	Out	Depth	Lateral resolution	Information obtained	Ref.
Ions and Neutrons								
39.	ISS (or LEIS) Ion Scattering Spectroscopy (Low Energy Ion Scattering)	Surface	Ion beam He ⁺ or Ne ⁺ <3 keV	Sputtered ions (energy analysis)	0.1–0.5 nm	1–100 μm	Elemental analysis (better for low Z) detection limits: 0.01–1%	41
40.	FIM Field Ion Microscopy	Surface: metals, alloys; very sharp tip	(He gas above sample)	He ions + high electric field produce image	≈0.1 nm	0.1–2 nm	Atomic structure of surface	34,42
41.	RBS Rutherford Back Scattering	Solids, thin films	Mono-energetic ions (H ⁺ or He ⁺) 0.5–3 MeV	Backscattered ions	10 nm–1 μm	1 mm	Element identification (Li to U) detection limit: 0.01–1%	46
42.	NRA Nuclear Reaction Analysis	Solids, thin films	Mono-energetic ions (Li, Be, B, etc.) 200 keV–6 MeV	Protons, deuterons ³ He, α-particles, γ-rays	0.1–5 μm	10 μm–10 mm	Element identification (all) detection limit: 10 ⁻¹² –10 ⁻²	47
43.	PIXE Particle Induced X-ray Emission	Thin films, surface layers	High energy ions (H ⁺ or He ⁺)	Characteristic X-rays	<10 μm	1 μm–2 mm	Trace impurities: Z>3 detection limit: 0.1–100 ppm (depending on sample thickness)	48
44.	INS Ion Neutralization Spectroscopy	Surface	He-ions (≈5 eV)	Electrons	—	—	Energies of valence electrons	49
45.	NAA Neutron Activation Analysis	Bulk, >0.5 g	Thermal neutrons	Characteristic γ-rays, (≈1 MeV)	Bulk	—	Trace concentrations (of isotopes) of elements: trans. metals, Pt-group; detection limit: 10 ⁸ –10 ¹⁴ atoms/cm ³	43
46.	N(P)D Neutron (Powder) Diffraction	Crystalline solids	Thermal neutrons E ≈0.0025 eV	Diffacted neutrons	Bulk	—	Crystallographic structure; porosity, particle size	44
47.	SANS Small Angle Neutron Scattering	Inhomogeneous solids; powders; porous samples	Thermal neutrons 2 θ = 10 ⁻² –10 ⁻⁴	Scattered neutrons	1–25 mm	—	Average size of inhomogeneities; range: 1 nm–1 mm	45
Acoustic								
48.	SLAM Scanning Laser Acoustic Microscopy	Bulk, film	Acoustic wave produced by laser 1 MHz–1 GHz	Reflected acoustic wave	μm–cm	0.1–20 mm	Defect structure; thickness measurement	50
Thermal								
49.	DTA Differential Thermal Analysis	Specimen and reference sample	Uniform heating	Temperature difference	Bulk	—	Phase transitions, crystallization	51
50.	DSC Differential Scanning Calorimetry	Specimen and ref. sample	Controlled heating	Measure heat required for equal temperature	Bulk	—	Phase transitions, crystallization; activation energies	51
51.	TGA Thermo Gravimetric Analysis	Bulk, 1–100 g	Controlled heating	Weight as function of temperature (and time)	Bulk	—	Decomposition, non-stoichiometry, kinetics of reaction	52
Resonance								
52.	EPR (ESR) Electron Paramagnetic (Spin) Resonance	Paramagnetic solids or liquids	Microwave radiation in magnetic field 3–300 GHz; 1–100 kG	Microwave absorption (at resonance)	Bulk	—	Local environment of paramagnetic ion; concentration of paramagnetic, species; detection limit: 10 ¹¹ spins/cm ³	53,54
53.	ECR Electron Cyclotron Resonance	Semiconductors, metals; free electrons (low temperature)	Microwave radiation in magnetic field 10–30 GHz; 5–10 kG	Microwave absorption (at resonance)	Bulk	—	Electronic energy bands, effective masses	55
54.	Mössbauer Effect	Source and absorber	Mono-energetic γ-rays: 5–100 keV	Mössbauer spectrum (Doppler shifted (lines)	50 m	1 cm	Interaction between nucleus and its environment (local electric, magnetic fields; bonds; valency; diffusion, etc.)	56
55.	NMR (MRI) Nuclear Magnetic Resonance (Magnetic Resonance Imaging)	Solids, liquids	R.F. radiation + magnetic field; e.g. for protons: 60 MHz, 14 kG	R.F. absorption	<1 cm	1 cm	Quant. analysis; local magnetic environment; diffusion; imaging	58
56.	ENDOR Electron Nuclear Double Resonance	Solids, liquids	R.F. + microwave radiation in magn. field.	Microwave absorption	—	—	Hyperfine interaction → local atomic structure	54
57.	NQR Nuclear Quadrupole Resonance	Solids	R.F. radiation 0.5–1000 MHz	R.F. absorption	—	—	Asymmetry of the charge distribution at the nucleus	55,59
Other								
58.	BET Brunauer-Emmett-Teller	(Large) surface area 1–20 m ² /g	Adsorbed gas (e.g., N ₂ at low temp.) as function of pressure (monolayer coverage)		—	—	Surface area measurement	60

References

General References

- A. Wachtman, J. B., *Characterization of Materials*, Butterworth-Heinemann, Boston, 1993.
- B. Brundle, C. R., Evans, C. A., and Wilson, S., Eds., *Encyclopedia of Materials*, Butterworth-Heinemann, Boston, 1992.
- C. Woodruff, D. P. and Delchar, T. A., *Modern Techniques of Surface Science*, Cambridge University Press, Cambridge, 1986.
- D. *Metals Handbook*, 9th Edition, Vol. 10, Materials Characterization, Whan, R. E., Coordinator, American Society for Metals, Metals Park, OH, 1986.

Specific References

1. Slavin, M., *Atomic Absorption Spectroscopy*, 2nd Edition, John Wiley & Sons, New York, 1978.
2. Schrenk, W. G., *Analytical Atomic Spectroscopy*, Plenum Press, New York, 1975.
3. Dean, J. A. and Rains, T. E., *Flame Emission and Atomic Absorption Spectroscopy*, Vols. 1–3, Marcel Dekker, New York, 1969.
4. Benninghoven, A., Rudenauer, F. G., and Werner, H. W., *Secondary Ion Mass Spectroscopy*, John Wiley & Sons, New York, 1987.
5. Bird, J. R. and Williams, J. S., Eds., in *Ion Beams for Materials Analysis*, Academic Press, New York, 1989, pp. 515–537.
6. Smith, G. C., *Quantitative Surface Analysis for Materials Science*, The Institute of Metals, London, 1991.
7. Becker, E. H., in *Ion Spectroscopies for Surface Analysis*, Czanderna, A. W. and Hercules, D. M., Eds., Plenum Press, New York, 1991, p. 273.
8. Simons, D. S., *Int. J. Mass Spectrometry and Ion Processes*, 55, 15, 1983.
9. White, F. A. and Wood, G. M., *Mass Spectrometry: Applications in Science and Engineering*, John Wiley & Sons, New York, 1986.
10. Harrison, W. W. and Bentz, B. L., *Prog. Anal. Spectrometry*, 11, 53, 1988.
11. Bowmans, P. W. J. M., *Inductively Coupled Plasma Emission Spectroscopy*, Parts I and II, John Wiley & Sons, New York, 1987.
12. Brame, Jr., E. G. and Grasselli, J., *Infrared and Raman Spectroscopy*, Practical Spectroscopy Series, Vol. I, Marcel Dekker, New York, 1976.
13. Hollas, J. M., *Modern Spectroscopy*, John Wiley & Sons, New York, 1987.
14. Turrell, G., *Infrared and Raman Spectroscopy of Crystals*, Academic Press, New York and London, 1972.
15. Griffith, P. R. and Haseth, J. A., *Fourier Transform Infrared Spectroscopy*, John Wiley & Sons, New York, 1986.
16. Barnowski, M. K., *Fundamentals of Optical Fiber Communications*, Academic Press, New York, 1976.
17. Long, D. A., *Raman Spectroscopy*, McGraw-Hill, New York, 1977.
18. Azzam, R. M. A., *Ellipsometry and Polarized Light*, Elsevier-North Holland, Amsterdam, 1977.
19. Hecht, E., *Optics*, 2nd Edition, Addison-Wesley, Reading MA, 1987.
20. Brundle, C. R., in *Molecular Spectroscopy*, West, A. R., Ed., Heyden, London, 1976.
21. Park, R. L., in *Experimental Methods in Catalytic Research*, Vol. III, Anderson, R. B. and Dawson, P. T., Academic Press, New York, 1976, pp. 1–39.
22. Madey, T. E. and Stockbauer, R., in *Solid State Physics: Surfaces*, Vol. 22 of Methods of Experimental Physics, Park, R. L. and Lagally, M. G., Eds., Academic Press, New York, 1985.
23. Cullity, B. D., *Elements of X-Ray Diffraction*, 2nd Edition, Addison-Wesley, Reading, MA, 1978.
24. Schwartz, L. H. and Cohen, J. B., *Diffraction from Materials*, Springer Verlag, Berlin, 1987.
25. deBoer, D. K. G., in *Advances in X-Ray Analysis*, Vol. 34, Barrett, C. S. et. al., Eds., Plenum Press, New York, 1991.
26. Birks, L. S., *X-Ray Spectrochemical Analysis*, 2nd Edition, John Wiley & Sons, New York, 1969.
27. Bonnelle, C. and Mande, C., *Advances in X-Ray Spectroscopy*, Pergamon Press, Oxford, 1982.
28. *Practical Surface Analysis by Auger and X-Ray Photo-Electric Spectroscopy*, Briggs, D. and Seah, M. P., Eds., John Wiley & Sons, New York, 1983.
29. Powell, C. J. and Seah, M. P., *J. Vac. Sci. Technol. A*, Vol. 8, 735, 1990.
30. Yacobi, G. G. and Holt, D. B., *Cathodeluminescence Microscopy of Inorganic Solids*, Plenum Press, New York, 1990.
31. Egerton, R. F., *Electron Energy Loss Spectroscopy in the Electron Microscope*, Plenum Press, New York, 1986.
32. Disko, M. M., Krivanek, O. L., and Rez, P., *Phys. Rev.*, B25, 4252, 1982.
33. Goldstein, J. I., et. al., *Scanning Electron Microscopy and X-Ray Microanalysis*, 2nd Edition, Plenum Press, New York, 1986.
34. Murr, L. E., *Electron and Ion Microscopy and Microanalysis*, Marcel Dekker, New York, 1982.
35. Armstrong, R. A., in *Experimental Methods in Catalytic Research*, Vol. III, Anderson, R. B., and Dawson, P. T., Eds., Academic Press, New York, 1976.
36. Dobson, P. J. et. al., *Vacuum*, 33, 593, 1983.
37. Rymer, T. B., *Electron Diffraction*, Methuen, London, 1970.
38. Reimer, L., *Transmission Electron Microscopy*, Springer-Verlag, Berlin, 1984.
39. *Scanning Tunneling Microscopy and Related Methods*, Behm, R. J., Garcia, N., and Rohrer, H., Eds., Kluwer Academic Publishers, Norwell, MA, 1990.
- 39a. Wikramasinghe, H.K., *Scientific American*, Vol. 261, No. 4, pp. 98–105, Oct. 1989.
40. Rugar, D. and Hansma, P., *Physics Today*, 43(10), pp. 23–30, 1990.
41. Feldman, C. C. and Mayer, J. W., *Fundamentals of Surface and Thin Film Analysis*, North-Holland, Amsterdam, 1986.
42. Muller, E. W. and Tsong, T. T., *Field Ion Microscopy*, Elsevier, Amsterdam, 1969.
43. Amiel, S., *Nondestructive Activation Analysis*, Elsevier, Amsterdam, 1981.
44. Bacon, G. E., *Neutron Diffraction*, 3rd Edition, Clarendon Press, Oxford, 1975.
45. Neutron Scattering, Part A., in *Methods of Experimental Physics*, Vol. 23, Skold, K. and Price, D. L., Eds., Academic Press, New York, 1986.
46. Chu, W. K., Mayer, J. W., and Nicolet, M. A., *Backscattering Spectroscopy*, Academic Press, New York, 1987.
47. Rickey, F. A., in *High Energy and Heavy Ion Beams in Materials Analysis*, Tesmer, J. R., et. al., Eds., MRS, 1990, pp. 3–26.
48. Johansson, S. A. E. and Campbell, J. L., *PIXE: A Novel Technique for Elemental Analysis*, John Wiley & Sons, New York, 1988.
49. Hagstrum, H. D., in *Inelastic Ion-Surface Collisions*, Tolk, N. H. et. al., Eds., Academic Press, New York, 1977, pp. 1–46.
50. Nikoonahad, M., in *Research Techniques in Nondestructive Testing*, Vol. VI, Sharpe, R.S., Ed., Academic Press, New York, 1984, pp. 217–257.
51. Gallagher, P. K., *Characterization of Materials by Thermoanalytical Techniques*, MRS - Bulletin, Vol. 13, No. 7, pp. 23–27, 1988.
52. Earnest, C. M., *Compositional Analysis by Thermogravimetry*, ASTM Special Technical Publication 997, 1988.
53. Poole, C. P., *Electron Spin Resonance – A Comprehensive Treatise on Experimental Techniques*, 2nd Edition, John Wiley & Sons, New York, 1983.
54. Atherton, N. M., *Principles of Electron Spin Resonance*, Ellis Horwood Ltd., Chichester, U.K., 1993.
55. Kittel, C., *Introduction to Solid State Physics*, 6th Edition, John Wiley & Sons, New York, 1986, p. 196.
56. Gibb, T. C., *Principles of Mössbauer Spectroscopy*, Chapman & Hall, London, 1976.
57. Slichter, C. P., *Principles of Magnetic Resonance*, 3rd Edition, Springer-Verlag, Berlin, 1990.
58. *NMR Spectroscopy Techniques*, Dybrowski, C. and Lichter, R. L., Eds., Marcel Dekker, New York, 1987.
59. Das, T. P. and Hahn, E. L., *Nuclear Quadrupole Resonance Spectroscopy*, Academic Press, New York, 1958.
60. Somorjai, G. A., *Principles of Surface Chemistry*, Prentice-Hall, Englewood Cliffs, NJ, 1972, p. 216

SYMMETRY OF CRYSTALS

L. I. Berger

The ability of a body to coincide with itself in its different positions regarding a coordinate system is called its symmetry. This property reveals itself in iteration of the parts of the body in space. The iteration may be done by reflection in mirror planes, rotation about certain axes, inversions and translations. These actions are called the symmetry operations. The planes, axes, points, etc., are known as symmetry elements. Essentially, mirror reflection is the only truly primitive symmetry operation. All other operations may be done by a sequence of reflections in certain mirror planes. Hence, the mirror plane is the only true basic symmetry element. But for clarity, it is convenient to use the other symmetry operations, and accordingly, the other aforementioned symmetry elements. The symmetry elements and operations are presented in Table 1.

The entire set of symmetry elements of a body is called its symmetry class. There are thirty-two symmetry classes that describe all crystals that have ever been noted in mineralogy or been synthesized (more than 150,000). The denominations and symbols of the symmetry classes are presented in Table 2.

There are several known approaches to classification of individual crystals in accordance with their symmetry and crystallochemistry. The particles that form a crystal are distributed in certain points in space. These points are separated by certain distances (translations) equal to each other in any chosen direction in the crystal. Crystal lattice is a diagram that describes the location of particles (individual or groups) in a crystal. The lattice parameters

are three non-coplanar translations that form the crystal lattice. Three basic translations form the unit cell of a crystal. August Bravais (1848) has shown that all possible crystal lattice structures belong to one or another of fourteen lattice types (Bravais lattices). The Bravais lattices, both primitive and non-primitive, are the contents of Table 3.

Among the three-dimensional figures, there is a group of polyhedrons that are called regular, which have all faces of the same shape and all edges of the same size (regular polygons). It has been shown that there are only five regular polyhedrons. Because of their importance in crystallography and solid state physics, a brief description of these polyhedrons is included in Table 4.

The systematic description of crystal structures is presented primarily in the well-known *Strukturbericht*. The classification of crystals by the *Strukturbericht* does not reflect their crystal class, the Bravais lattice, but is based on the crystallochemical type. This makes it inconvenient to use the *Strukturbericht* categories for comparison of some individual crystals. Thus, there have been several attempts to provide a more convenient classification of crystals. Table 5 presents a compilation of different classifications which allows the reader to correlate the *Strukturbericht* type with the international and Schoenflies point and space groups and with Pearson's symbols, based on the Bravais lattice and chemical composition of the class prototype. The information included in Table 5 has been chosen as an introduction to a more detailed crystallophysical and crystallochemical description of solids.

TABLE 1. Symmetry Operations and Elements


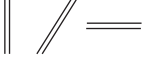










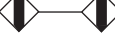

Symmetry operation	Name	Symmetry element		Presentation on the stereographic projection	
		Symbol		Parallel	Perpendicular
		International (Hermann-Mauguin)	Schoenflies		
Reflection in a plane	Plane	m	C_s		
Rotation by angle $\alpha = 360^\circ/n$ about an axis	Axis	$n = 1, 2, 3, 4$ or 6	C_n		
		$n = 2$	C_2		
		$n = 3$	C_3		
		$n = 4$	C_4		
		$n = 6$	C_6		
Rotation about an axis and inversion in a symmetry center lying on the axis	Inversion (improper) axis	$\bar{n} = \bar{3}, \bar{4}, \bar{6}$	C_{ni}		
		$\bar{n} = \bar{3}$	C_{3i}		
		$\bar{n} = \bar{4}$	C_{4i}		

TABLE 1. Symmetry Operations and Elements





Symmetry operation	Name	Symbol		Presentation on the stereographic projection	
		International (Hermann-Mauguin)	Schoenflies	Parallel	Perpendicular
		$\bar{n} = \bar{6}$	C_{6i}		
Inversion in a point	Center	$\bar{1}$	C_i		
Parallel translation	Translation vector \vec{a} , \vec{b} , \vec{c}				
Reflection in a plane and translation parallel to the plane	Glide-plane	a, b, c, n, d			
Rotation about an axis and translation parallel to the axis	Screw axis	n_m ($m = 1, 2, \dots, n - 1$)			
Rotation about an axis and reflection in a plane perpen- dicular to the axis	Rotatory- reflection axis	\bar{n} $\bar{n} = \bar{1}, \bar{2}, \bar{3}, \bar{4}, \bar{6}$	S_n		

TABLE 2. The Thirty-Two Symmetry Classes
Class name^a and its symbol – International (Int) and Schoenflies (Sch)

Crystal symbol	Primitive		Central		Planal		Axial		Plane-axial		Inversion primitive		Inversion-planal	
	Int	Sch	Int	Sch	Int	Sch	Int	Sch	Int	Sch	Int	Sch	Int	Sch
Triclinic	1	C_1	1	C_1										
Monoclinic			—		m	C_s	2	C_2	2/m	C_{2h}				
Ortho- rhombic					mm2	C_{2v}	222	D_2	mmm	D_{2h}				
Trigonal	3	C_3	3	C_{3i}	3m	C_{3v}	32	D_3	$\bar{3}m$	C_{3d}				
Tetragonal	4	C_4	4/m	C_{4h}	4mm	C_{4v}	422	D_4	4/mmm	D_{4h}	$\bar{4}$	S_4	$\bar{4}2m$	D_{2d}
Hexagonal	6	C_6	6/m	C_{6h}	6mm	C_{6v}	622	D_6	6/mmm	D_{6h}	$\bar{6}$	C_{3h}	$\bar{6}m2$	D_{3h}
Cubic	23	T	m3	T_h	$\bar{4}3m$	T_d	432	O	m3m	O_h				

^a Per Fedorov Institute of Crystallography, Russian Academy of Sciences, nomenclature.

TABLE 3. The Fourteen Possible Space Lattices (Bravais Lattices)

Crystal system	Metric category of the system	No. of different lattices in the system	Lattice type ^a (marked by +)					No. of identi- points per unit cell	Characteristic parameters (marked by +)						Description of characteristic parameters $a \in X, b \in Y, c \in Z$ $\alpha \in (b, c), \beta \in (a, c), \gamma \in (a, b)$	Symmetry of the lattice	
			P	C	I	F	R		a	b	c	α	β	γ		Int	Sch
Triclinic	Trimetric	1	+					1	+	+	+	+	+	+	$a \neq b \neq c, \alpha \neq \beta \neq \gamma$	1	C
Monoclinic	Trimetric	2	+	+				1 or 2	+	+	+				$a \neq b \neq c, \alpha = \gamma = 90^\circ \neq \beta$	2/m	C_{2h}
Orthorhombic	Trimetric	4	+	+	+	+		1, 2 or 4	+	+	+				$a \neq b \neq c, \alpha = \beta = \gamma = 90^\circ$	mmm	D_{2h}
Trigonal (rhombohedral)	Dimetric	1					+	1	+					+	$a = b = c, 120^\circ > \alpha = \beta = \gamma \neq 90^\circ$	3m	D_{3d}
Tetragonal	Dimetric	2	+		+			1 or 2	+		+				$a = b \neq c, \alpha = \beta = \gamma = 90^\circ$	4/mmm	D_{4h}
Hexagonal	Dimetric	1	+					1	+		+				$a = b \neq c, \alpha = \beta = 90^\circ, \gamma = 120^\circ$	6/mmm	D_{6h}
Isometric (cubic)	Monometric	3	+		+	+		1, 2 or 4	+						$a = b = c, \alpha = \beta = \gamma = 90^\circ$	m3m	O_h

^a Designations of the space-lattice types: P – primitive, C – side-centered (base-centered), I – body-centered, F – face-centered, R – rhombohedral.

TABLE 4. The Five Possible Regular Polyhedrons

Polyhedron	Symmetry (Schoenflies)		Form of faces	Number of ^a		
	Class	Elements		Faces (F)	Edges (E)	Vertices (V)
Tetrahedron	T	$4C_3, 3C_2$	Equilateral triangle	4	6	4

Cube (hexahedron)	O	$3C_4 4C_3 6C_2$	Square	6	12	8
Octahedron	O	$3C_4 4C_3 6C_2$	Equilateral triangle	8	12	6
Pentagonal dodecahedron	J	$6C_5 10C_3 15C_2$	Regular pentagon	12	30	20
Icosahedron	J	$6C_5 10C_3 15C_2$	Equilateral triangle	20	30	12

^a Per formula by Leonhard Euler: $F + V - E = 2$

TABLE 5. Classification of Crystals

Strukturbericht symbol	Structure name	Symmetry group		Pearson symbol ^a	Standard ASTM E157-82a symbol ^b
		International	Schoenflies		
		3	4		
A1	Cu	Fm3m	O_h^4	cF4	F
A2	W	Im3m	O_h^9	cI2	B
A3	Mg	$P6_3/mmc$	D_{6h}^4	hP2	H
A4	C	Fd3m	O_h^7	cF8	F
A5	Sn	$I4_1/amd$	D_{19h}^{19}	tI4	U
A6	In	$I4_1/mmm$	D_{17h}^{17}	tI2	U
A7	As	$R\bar{3}m$	D_{3d}^{53d}	hR2	R
A8	Se	$P3_1 21$ or $P3_2 21$	$D_3^4 (D_3^6)$	hP3	H
A10	Hg	$R\bar{3}m$	D_{3d}^{53d}	hR1	R
A11	Ga	Cmca	D_{2h}^{18}	oC8	Q
A12	α -Mn	$I4\bar{3}m$	T_d^3	cI58	B
A13	β -Mn	$P4_1 32$	O^7	cP20	C
A15	OW_3	Pm3n	O_h^3	cP8	C
A20	α -U	Cmcm	D_{2h}^{17}	oC4	Q
B1	ClNa	Fm3m	O_h^5	cF8	F
B2	ClCs	Pm3m	O_h^1	cP2	C
B3	SZn	$F\bar{4}3m$	T_d^2	cF8	F
B4	SZn	$P6_3 mc$	C_{6v}^4	hP4	H
B8 ₁	AsNi	$P6_3/mmc$	D_{6h}^4	hP4	H
B8 ₂	InNi ₂	$P6_3/mmc$	D_{6h}^4	hP6	H
B9	HgS	$P3_1 21$ or $P3_2 21$	D_3^4 or D_3^6	hP6	H
B10	OPb	$P4/nmm$	D_{4h}^7	tP4	T
B11	γ -CuTi	$P4/nmm$	D_{4h}^7	tP4	T
B13	NiS	$R\bar{3}m$	D_{3d}^5	hR6	R
B16	GeS	Pnma	D_{2h}^{16}	oP8	O
B17	PtS	$P4_2/mmc$	D_{4h}^9	tP4	T
B18	CuS	$P6_3/mmc$	D_{6h}^4	hP12	H
B19	AuCd	Pmma	D_{2h}^5	oP4	O
B20	FeSi	$P2_1 3$	T^4	cP8	C
B27	BFe	Pnma	D_{2h}^{16}	oP8	O
B31	MnP	Pnma	D_{2h}^{16}	oP8	O
B32	NaTi	Fd3m	O_h^7	cF16	F
B34	Pds	$P4_2/m$	C_{4h}^2	tP16	T
B35	CoSn	$P6/mmm$	D_{6h}^1	hP6	H
B37	SeTi	$I4/mcm$	D_{4h}^{18}	tI16	U
B _e	CdSb	Pbca	D_{2h}^{15}	oP16	O
B _f (B33)	ξ -BCr	Cmcm	D_{2h}^{17}	oC8	Q
B _g	BMo	$I4_1/amd$	D_{19h}^{19}	tI4	U
B _h	CW	P6m2	D_{3h}^1	hP2	H
B _i	γ' CMo (AsTi)	$P6_3/mmc$	D_{6h}^4	hP8	H
C1	CaF ₂	$Fm\bar{3}m$	O_h^5	cF12	F
C1 _b	AgAsMg	$F\bar{4}3m$	T_d^2	cF12	F
C2	FeS ₂	Pa3	T_h^6	cP12	C
C3	Cu ₂ O	Pn3m	O_h^4	cP6	C
C4	O ₂ Ti	$P4_2/mnm$	D_{4h}^{14}	tP6	T
C6	CdI ₂	P3m1	D_{3d}^3	hP3	H
C7	MoS ₂	$P6_3/mmc$	D_{6h}^4	hP6	H
C11 _a	C ₂ Ca	$I4/mmm$	D_{4h}^{17}	tI6	U
C11 _b	MoSi ₂	$I4/mmm$	D_{4h}^{17}	tI6	U

TABLE 5. Classification of Crystals

Strukturbericht symbol	Structure name	Symmetry group		Pearson symbol ^a	Standard ASTM E157-82a symbol ^b
		International	Schoenflies		
1	2	3	4	5	6
C12	CaSi ₂	R $\bar{3}$ m	D ⁵ _{3d}	hR6	R
C14	MgZn ₂	P6 ₃ /mmc	D ⁴ _{6h}	hP12	H
C15	Cu ₂ Mg	Fd3m	O ⁷ _h	cF24	F
C15 _b	AuBe ₅	F $\bar{4}$ 3m or F23	T ² _d or T ²	cF24	F
C16	Al ₂ Cu	I4/mcm	D ¹⁸ _{4h}	tI12	U
C18	FeS ₂	Pnnm	D ¹² _{2h}	oP6	O
C19	CdCl ₂	R $\bar{3}$ m	D ⁵ _{3d}	hR3	R
C22	Fe ₂ P	P2 $\bar{6}$ m	D ¹ _{3h}	hP9	H
C23	Cl ₂ Pb	Pnma	D ¹⁶ _{2h}	oP12	O
C32	AlB ₂	P6/mmm	D ¹ _{6h}	hP3	H
C33	Bi ₂ STe ₂	R $\bar{3}$ m	D ⁵ _{3d}	hR5	R
C34	AuTe ₂	C2/m (P2/m)	C ³ _{2h} (C ¹ _{2h})	mC6	N
C36	MgNi ₂	P6 ₃ /mmc	D ⁴ _{6h}	hP24	H
C38	Cu ₂ Sb	P4/nmm	D ⁷ _{4h}	tP6	T
C40	CrSi ₂	P6 ₂ 22	D ⁴ ₆	hP9	H
C42	SiS ₂	Ibam	D ²⁶ _{2h}	oI12	P
C44	GeS ₂	Fdd2	C ¹⁹ _{2v}	oF72	S
C46	AuTe ₂	Pma2	C ⁴ _{2v}	oP24	O
C49	Si ₂ Zr	Cmcm	D ¹⁷ _{2h}	oC12	Q
C54	Si ₂ Ti	Fddd	D ²⁴ _{2h}	oF24	S
C _c	Si ₂ Th	I4 ₁ /amd	D ¹⁹ _{4h}	tI12	U
C _e	CoGe ₂	Aba2	C ¹⁷ _{2v}	oC23	Q
DO ₂	As ₃ Co	Im3	T ⁵ _h	cl32	B
DO ₃	BiF ₃	Fm3m	O ⁵ _h	cF16	F
DO ₉	O ₃ Re	Pm3m	O ¹ _h	cP4	C
DO ₁₁	CFe ₃	Pnma	D ¹⁶ _{2h}	oP16	O
DO ₁₈	AsNa ₃	P6 ₃ /mmc	D ⁴ _{6h}	hP8	H
DO ₁₉	Ni ₃ Sn	P6 ₃ /mmc	D ⁴ _{6h}	hP8	H
DO ₂₀	Al ₃ Ni	Pnma	D ¹⁶ _{2h}	oP16	O
DO ₂₁	Cu ₃ P	P $\bar{3}$ c1	D ⁴ _{3d}	hP24	H
DO ₂₂	Cu ₃ P	I4/mmm	D ¹⁷ _{4h}	tI8	U
DO ₂₃	Al ₃ Zr	I4/mmm	D ¹⁷ _{4h}	tI16	U
DO ₂₄	Ni ₃ Ti	P6 ₃ /mmc	D ⁴ _{6h}	hP16	H
DO _c	SiU ₃	I4/mcm	D ¹⁸ _{4h}	tI16	U
DO _e	Ni ₃ P	I $\bar{4}$	S ² ₄	tI32	U
D1 ₃	Al ₄ Ba	I4/mmm	D ¹⁷ _{4h}	tI10	U
D1 _a	MoNi ₄	I4/m	C ⁵ _{4h}	tI10	U
D1 _b	Al ₄ U	Imma	D ²⁸ _{2h}	oI20	P
D1 _c	PtSn ₄	Aba2	C ¹⁷ _{2v}	oC20	Q
D1 _e	B ₄ Th	P4/mbm	D ⁵ _{4h}	tP20	T
D1 _f	BMn ₄	Fddd	D ²⁴ _{2h}	oF40	S
D2 ₁	B ₆ Ca	Pm3m	O ¹ _h	cP7	C
D2 ₃	NaZn ₁₃	Fm3m	O ⁵ _h	cF112	F
D2 _b	Mn ₁₂ Th	I4/mmm	D ¹⁷ _{4h}	tI26	U
D2 _c	MnU ₆	I4/mcm	D ¹⁸ _{4h}	tI28	U
D2 _d	CaCu ₅	P6/mmm	D ¹ _{6h}	hP6	H
D2 _f	B ₁₂ U	Fm3m	O ⁵ _h	cF52	F
D2 _h	Al ₆ Mn	Cmcm	D ¹⁷ _{2h}	oC28	Q
D5 ₁	α -Al ₂ O ₃	R3c	D ⁶ _{3d}	hR10	R
D5 ₂	La ₂ O ₃	P $\bar{3}$ m1	D ³ _{3d}	hP5	H
D5 ₃	Mn ₂ O ₃	Ia3	T ⁷ _h	cl80	B
D5 ₈	S ₃ Sb ₂	Pnma	D ¹⁶ _{2h}	oP20	O
D5 ₉	P ₂ Zn ₃	P4 ₂ /mmc	D ⁹ _{4h}	tP40	T
D5 ₁₀	C ₂ C ₃	Pnma	D ¹⁶ _{2h}	oP20	O
D5 ₁₃	Al ₃ Ni ₂	P $\bar{3}$ m1	D ³ _{3d}	hP5	H
D5 _a	Si ₂ U ₃	P4/mbm	D ⁵ _{4h}	tP10	T
D5 _c	C ₃ Pu ₂	I $\bar{4}$ 3d	T ⁶ _d	cl40	B

TABLE 5. Classification of Crystals

Strukturbericht symbol	Structure name	Symmetry group		Pearson symbol ^a	Standard ASTM E157-82a symbol ^b
		International	Schoenflies		
1	2	3	4	5	6
D7 ₁	Al ₄ C ₃	R $\bar{3}$ m	D ⁵ _{3d}	hR7	R
D7 ₃	P ₄ Th ₃	I $\bar{4}$ 3d	T ⁶ _d	cI28	B
D7 _b	B ₄ Ta ₃	Immm	D ²⁵ _{2h}	oI14	P
D8 ₁	Fe ₃ Zn ₁₀	Im3m	O ⁹ _h	cI52	B
D8 ₂	Cu ₅ Zn ₈	I $\bar{4}$ 3m	T ³ _d	cI52	B
D8 ₃	Al ₄ Cu ₉	P43m	T ¹ _d	cP52	C
D8 ₄	C ₆ Cr ₂₃	Fm3m	O ⁵ _h	cF116	F
D8 ₅	Fe ₇ W ₆	R $\bar{3}$ m	D ⁵ _{3d}	hR13	R
D8 ₆	Cu ₁₅ Si ₄	I $\bar{4}$ 3m	T ³ _d	cI76	B
D8 ₈	Mn ₅ Si ₃	P6 ₃ /mcm	D ³ _{6h}	hP16	H
D8 ₉	Co ₉ S ₈	Fm3m	O ⁵ _h	cF68	F
D8 ₁₀	Al ₈ Cr ₅	R3m	C ⁵ _{3v}	hR26	R
D8 ₁₁	Al ₅ Co ₂	P6 ₃ /mcm	D ³ _{6h}	hP28	H
D8 _a	Mn ₂₃ Th ₆	Fm3m	O ⁵ _h	cF116	F
D8 _b	σ-phase of Cr-Fe	p $\bar{4}$ ₂ /mnm	D ¹⁴ _{4h}	tP30	T
D8 _e	(Al,Zn) ₄₉ Mg ₃₂	Im3	T ⁵ _h	cI162	B
D8 _f	Ge ₇ Ir ₃	Im3m	O ⁹ _h	cI40	B
D8 _h	B ₅ W ₂	P6 ₃ /mmc	D ⁴ _{6h}	hP14	H
D8 _i	B ₅ Mo ₂	R $\bar{3}$ m	D ⁵ _{3d}	hR7	R
D8 _j	B ₃ Cr ₅	I4/mcm	D ¹⁸ _{4h}	tI32	U
D8 _m	Si ₃ W ₅	I4/mcm	D ¹⁸ _{4h}	tI32	U
D10 ₁	C ₃ Cr ₇	P31c	C ⁴ _{3v}	hP80	H
D10 ₂	Fe ₃ Th ₇	P6 ₃ mc	C ⁴ _{6v}	hP20	H
E0 ₁	ClFPb	P4/nmm	D ⁷ _{4h}	tP6	T
E1 ₁	CuFeS ₂	I $\bar{4}$ 2d	D ¹² _{2d}	tI16	U
E2 ₁	CaO ₃ Ti	Pm3m	O ¹ _h	cP5	C
E2 ₄	S ₃ Sn ₂	Pnma	D ¹⁶ _{2h}	oP20	O
E3	Al ₂ CdS ₄	I $\bar{4}$	S ² ₄	tI14	U
E9 ₃	SiFe ₃ W ₃	Fd3m	O ⁷ _h	cF112	F
E9 _a	Al ₇ Cu ₂ Fe	P4/mnc	D ⁶ _{4h}	tP40	T
E9 _b	AlLi ₃ N ₂	Ia3	T ⁷ _h	cI96	B
F0 ₁	NiSSb	P2 ₁ 3	T ⁴	cP12	C
F5 ₁	CrNaS ₂	R3m or R32	D ⁵ _{3d} or D ⁷ ₃	hR4	R
F5 ₆	CuS ₂ Sb	Pnma	D ¹⁶ _{2h}	oP16	O
H1 ₁	Al ₂ MgO ₄	Fd3m	O ⁷ _h	cF56	F
H2 ₄	Cu ₃ S ₄ V	P43m	T ¹ _d	cP8	C
H2 ₅	AsCu ₃ S ₄	Pmn2 ₁	C ⁷ _{2v}	oP16	O
L1 ₀	AuCu	P4/mmm	D ¹ _{4h}	tP4	T
L1 ₂	AlCu ₃	Pm3m	O ¹ _h	cP4	C
L2 ₁	AlCu ₂ Mn	Fm3m	O ⁵ _h	cF16	F
L2 ₂	Sb ₂ Tl ₇	Im3m	O ⁹ _h	cI54	B
L'2 _b	H ₂ Th	I4/mmm	D ¹⁷ _{4h}	tI6	U
L'3	Fe ₃ N	P6 ₃ /mmc	D ⁴ _{6h}	hP3	H
L6 ₀	CuTi ₃	P4/mmm	D ¹ _{4h}	tP4	T

^a The first letter denotes the crystal system: triclinic (a), monoclinic (m), orthorhombic (o), tetragonal (t), hexagonal (h) and cubic (c). Trigonal (rhombohedral) system is denoted by combination hR. The second letter of Pearson's symbol denotes lattice type: primitive (P), edge-(base-) centered (C), body-centered (I) or face-centered (F). The following number denotes number of atoms in the crystal unit cell.

^b Standard ASTM E157-82a has the Bravais lattices designations as following: C – primitive cubic; B – body-centered cubic; F – face-centered cubic; T – primitive tetragonal; U – body-centered tetragonal; R – rhombohedral; H – hexagonal; O – primitive orthorhombic; P – body-centered orthorhombic; Q – base-centered orthorhombic; S – face-centered orthorhombic; M – primitive monoclinic; N – centered monoclinic; A – triclinic.

References

1. A. Schoenflies, *Kristallsysteme und Kristallstruktur*, Leipzig, 1891.
2. E. S. Fedorow, Zusammenstellung der kristallographischen Resultate, *Zs. Krist.*, 20, 1892.

3. P. Groth, *Elemente der physikalischen und chemischen Kristallographie*, R. Oldenbourg, München/Berlin, 1921.
4. N. V. Belov, Class Method of Deriving Space Groups of Symmetry, *Trudy Instituta Kristallografi imeni Fedorova (Transactions of the Fedorov Inst. of Crystallography)*, 5, 25, 1951, in Russian.
5. W. B. Pearson, *Handbook of Lattice Spacings and Structures of Metals and Alloys*, Vol. 1, Pergamon Press, 1958; Vol. 2, 1967.
6. Ch. Kittel, *Introduction to Solid State Physics*, John Wiley & Sons, 1956.
7. G. S. Zhdanov, *Fizika Tverdogo Tela (Solid State Physics)*, Moscow University Press, 1962, in Russian.
8. M. J. Buerger, *Elementary Crystallography*, John Wiley & Sons, 1963.
9. F. D. Bloss, *Crystallography & Crystal Chemistry*, Holt, Rinehart & Winston, 1971.
10. T. Janssen, *Crystallographic Groups*, North-Holland/American Elsevier, 1973.
11. M. P. Shaskolskaya, *Kristallografiya (Crystallography)*, Vysshaya Shkola, Moscow, 1976, in Russian.
12. T. Hahn, Ed., *Internat. Tables for Crystallography*, Vol. A, D. Reidel Publishing, Boston, 1983.
13. Crystal Data. Determinative Tables, Volumes 1–6, 1966–1983, JCPDS-Intern Centre for Diffraction Data and U.S. Dept. of Commerce.
14. R. W. G. Wyckoff, *Crystal Structures*, 2nd ed., Volumes 1–6, Interscience, New York, 1963.
15. C. J. Bradley and A. P. Cracknell, *The Mathematical Theory of Symmetry in Solids*, Clarendon Press, Oxford, 1972.
16. International Tables for Crystallography. Volume A, *Space-Group Symmetry*, T. Hahn, Ed., 1989; Volume B, *Reciprocal Space*, U. Schmueli, Ed.; Volume C, *Mathematical, Physical and Chemical Tables*, A. J. C. Wilson, Ed., Kluwer Academic Publishers, Dordrecht, 1989.
17. G. R. Desiraju, *Crystal Engineering: The Design of Organic Solids*, Elsevier, Amsterdam, 1989.
18. M. Senechal, *Crystalline Symmetries: An Informal Mathematical Introduction*, Adam Hilger Publ., Bristol, 1990.
19. C. Hammond, *Introduction to Crystallography*, Oxford University Press, 1990.
20. N.W. Alcock, *Bonding and Structure: Structural Principles in Inorganic and Organic Chemistry*, Ellis Norwood Publ., 1990.
21. T. C. W. Mak and G. D. Zhou. *Crystallography in Modern Chemistry: A Resource Book of Crystal Structures*, Wiley-Interscience, New York, 1992.
22. S. C. Abrahams, K. Mirsky, and R. M. Nielson, *Acta Cryst*, B52, 806 (1996); B52, 1057 (1996).
23. C. Marcos, A. Panalague, D. B. Morciras, S. Garcia-Granda and M. R. Dias. *Acta Cryst*, B52, 899 (1996).
24. A. C. Larson, *Crystallographic Computing*, Manksgaard, Copenhagen, 1970.
25. G.M. Sheldrick, SHELXS86. Crystallographic Computing 3, Clarendon Press, Oxford, 1986; SHELXL93. Program for the Refinement of Crystal Structures, University of Göttingen Press, 1993.
26. Inorganic Crystal Structure Database, CD-ROM. Sci. Inf. Service. E-mail: SISI@Delphi.com.

IONIC RADII IN CRYSTALS

Ionic radii are a useful tool for predicting and visualizing crystal structures. This table lists a set of ionic radii R_i in Å units for the most common coordination numbers CN of positive and negative ions. The values are based on experimental crystal structure determinations, supplemented by empirical relationships, and theoretical calculations. The notation sq after the coordination number indicates a square configuration, while py indicates pyramidal.

The advice of Howard T. Evans and Marvin J. Weber in preparing this table is appreciated.

References

1. Shannon, R. D., *Acta Crystallogr.* A32, 751, 1976.
2. Jia, Y. Q., *J. Solid State Chem.* 95, 184, 1991.

Ion	CN	R_i /Å
Anions		
F ⁻¹	6	1.33
Cl ⁻¹	6	1.81
Br ⁻¹	6	1.96
I ⁻¹	6	2.20
OH ⁻¹	4	1.35
	6	1.37
O ⁻²	2	1.21
	6	1.40
	8	1.42
S ⁻²	6	1.84
Se ⁻²	6	1.98
Te ⁻²	6	2.21
Cations		
Ac ⁺³	6	1.12
Ag ⁺¹	4	1.00
	6	1.15
	8	1.28
Ag ⁺²	4sq	0.79
	6	0.94
Al ⁺³	4	0.39
	5	0.48
	6	0.54
Am ⁺³	6	0.98
	8	1.09
Am ⁺⁴	6	0.85
	8	0.95
As ⁺³	6	0.58
As ⁺⁵	4	0.34
	6	0.46
Au ⁺¹	6	1.37
Au ⁺³	4sq	0.64
	6	0.85
Ba ⁺²	6	1.35
	8	1.42
	12	1.61
Be ⁺²	4	0.27
	6	0.45
Bi ⁺³	5	0.96
	6	1.03
	8	1.17
Bi ⁺⁵	6	0.76
Bk ⁺³	6	0.96
Bk ⁺⁴	6	0.83
	8	0.93
Br ⁺⁵	3py	0.31
Br ⁺⁷	4	0.25
	6	0.39
C ⁺⁴	4	0.15
	6	0.16
Ca ⁺²	6	1.00

Ion	CN	R_i /Å
	8	1.12
	10	1.23
	12	1.34
Cd ⁺²	4	0.78
	6	0.95
	8	1.10
	12	1.31
Ce ⁺³	6	1.01
	8	1.14
	10	1.25
	12	1.34
Ce ⁺⁴	6	0.87
	8	0.97
	10	1.07
	12	1.14
Cf ⁺³	6	0.95
Cf ⁺⁴	6	0.82
	8	0.92
Cl ⁺⁵	3py	0.12
Cl ⁺⁷	4	0.08
Cm ⁺³	6	0.97
Cm ⁺⁴	6	0.85
	8	0.95
Co ⁺²	4	0.56
	6	0.65
	8	0.90
	6	0.55
Co ⁺³	6	0.73
Cr ⁺²	6	0.62
Cr ⁺³	6	0.62
Cr ⁺⁴	4	0.41
	6	0.55
Cr ⁺⁶	4	0.26
	6	0.44
Cs ⁺¹	6	1.67
	8	1.74
	10	1.81
	12	1.88
Cu ⁺¹	2	0.46
	4	0.60
	6	0.77
Cu ⁺²	4sq	0.57
	6	0.73
	8	1.07
	8	1.19
Dy ⁺²	6	0.91
Dy ⁺³	6	1.03
	8	1.03
Er ⁺³	6	0.89
	8	1.00
Eu ⁺²	6	1.17
	8	1.25
	10	1.35

Ion	CN	R_i /Å
Eu ⁺³	6	0.95
	8	1.07
F ⁺⁷	6	0.08
Fe ⁺²	4	0.63
	6	0.61
	8	0.92
Fe ⁺³	4	0.49
	6	0.55
	8	0.78
Fr ⁺¹	6	1.80
Ga ⁺³	4	0.47
	6	0.62
Gd ⁺³	6	0.94
	8	1.05
Ge ⁺²	6	0.73
Ge ⁺⁴	4	0.39
	6	0.53
Hf ⁺⁴	4	0.58
	6	0.71
	8	0.83
Hg ⁺¹	6	1.19
Hg ⁺²	2	0.69
	4	0.96
	6	1.02
	8	1.14
I ⁺⁵	3py	0.44
	6	0.95
I ⁺⁷	4	0.42
	6	0.53
In ⁺³	4	0.62
	6	0.80
Ir ⁺³	6	0.68
Ir ⁺⁴	6	0.63
Ir ⁺⁵	6	0.57
K ⁺¹	4	1.37
	6	1.38
	8	1.51
	12	1.64
La ⁺³	6	1.03
	8	1.16
	10	1.27
	12	1.36
Li ⁺¹	4	0.59
	6	0.76
	8	0.92
Lu ⁺³	6	0.86
	8	0.97
Mg ⁺²	4	0.57
	6	0.72
	8	0.89
Mn ⁺²	4	0.66

Ion	CN	$R_i/\text{\AA}$	Ion	CN	$R_i/\text{\AA}$	Ion	CN	$R_i/\text{\AA}$
	6	0.83	Pr ⁺³	6	0.99	Tc ⁺⁴	6	0.65
	8	0.96		8	1.13	Te ⁺⁴	4	0.66
Mn ⁺³	6	0.58	Pr ⁺⁴	6	0.85		6	0.97
Mn ⁺⁴	4	0.39		8	0.96	Te ⁺⁶	4	0.43
	6	0.53	Pt ⁺²	4sq	0.60		6	0.56
Mn ⁺⁵	4	0.33		6	0.80	Th ⁺⁴	6	0.94
Mn ⁺⁶	4	0.26	Pt ⁺⁴	6	0.63		8	1.05
Mn ⁺⁷	4	0.25	Pu ⁺³	6	1.00		10	1.13
Mo ⁺³	6	0.69	Pu ⁺⁴	6	0.86		12	1.21
Mo ⁺⁴	6	0.65	Pu ⁺⁵	6	0.74	Ti ⁺²	6	0.86
Mo ⁺⁵	4	0.46	Pu ⁺⁶	6	0.71	Ti ⁺³	6	0.67
	6	0.61	Ra ⁺²	8	1.48	Ti ⁺⁴	4	0.42
Mo ⁺⁶	4	0.41		12	1.70		6	0.61
	6	0.59	Rb ⁺¹	6	1.52		8	0.74
	7	0.73		8	1.61	Tl ⁺¹	6	1.50
N ⁺³	6	0.16		10	1.66		8	1.59
N ⁺⁵	6	0.13		12	1.72		12	1.70
Na ⁺¹	4	0.99	Re ⁺⁴	6	0.63	Tl ⁺³	4	0.75
	6	1.02	Re ⁺⁵	6	0.58		6	0.89
	8	1.18	Re ⁺⁶	6	0.55		8	0.98
	9	1.24	Re ⁺⁷	4	0.38	Tm ⁺²	6	1.01
	12	1.39		6	0.53		7	1.09
Nb ⁺³	6	0.72	Rh ⁺³	6	0.67	Tm ⁺³	6	0.88
	8	0.79	Rh ⁺⁴	6	0.60		8	0.99
Nb ⁺⁴	6	0.68	Rh ⁺⁵	6	0.55	U ⁺³	6	1.03
Nb ⁺⁵	4	0.48	Ru ⁺³	6	0.68	U ⁺⁴	6	0.89
	6	0.64	Ru ⁺⁴	6	0.62		8	1.00
	8	0.74	Ru ⁺⁵	6	0.57		12	1.17
Nd ⁺³	6	0.98	Ru ⁺⁷	4	0.38	U ⁺⁵	6	0.76
	8	1.12	Ru ⁺⁸	4	0.36	U ⁺⁶	2	0.45
	9	1.16	S ⁺⁴	6	0.37		4	0.52
	12	1.27	S ⁺⁶	4	0.12		6	0.73
Ni ⁺²	4sq	0.49		6	0.29		8	0.86
	6	0.69	Sb ⁺³	4py	0.76	V ⁺²	6	0.79
Ni ⁺³	6	0.56		6	0.76	V ⁺³	6	0.64
Np ⁺³	6	1.01	Sb ⁺⁵	6	0.60	V ⁺⁴	5	0.53
Np ⁺⁴	6	0.87	Sc ⁺³	6	0.75		6	0.58
Np ⁺⁵	6	0.75		8	0.87		8	0.72
Np ⁺⁶	6	0.72	Se ⁺⁴	6	0.50	V ⁺⁵	4	0.36
Os ⁺⁴	6	0.63	Se ⁺⁶	4	0.28		5	0.46
Os ⁺⁵	6	0.58		6	0.42		6	0.54
Os ⁺⁶	6	0.55	Si ⁺⁴	4	0.26	W ⁺⁴	6	0.66
Os ⁺⁸	4	0.39		6	0.40	W ⁺⁵	6	0.62
P ⁺⁵	4	0.17	Sm ⁺²	6	1.19	W ⁺⁶	4	0.42
	6	0.38		8	1.27		5	0.51
Pa ⁺³	6	1.04	Sm ⁺³	6	0.96		6	0.60
Pa ⁺⁴	6	0.90		8	1.08	Y ⁺³	6	0.90
Pa ⁺⁵	6	0.78		12	1.24		8	1.02
Pb ⁺²	6	1.19	Sn ⁺⁴	4	0.55		9	1.08
	8	1.29		6	0.69	Yb ⁺²	6	1.02
	10	1.40		8	0.81		8	1.14
	12	1.49	Sr ⁺²	6	1.18	Yb ⁺³	8	0.99
Pb ⁺⁴	4	0.65		8	1.26		9	1.04
	6	0.78		10	1.36	Zn ⁺²	4	0.60
	8	0.94		12	1.44		6	0.74
Pd ⁺²	4sq	0.64	Ta ⁺³	6	0.72		8	0.90
	6	0.86	Ta ⁺⁴	6	0.68	Zr ⁺⁴	4	0.59
Pd ⁺³	6	0.76	Ta ⁺⁵	6	0.64		6	0.72
Pd ⁺⁴	6	0.62	Tb ⁺³	6	0.92		8	0.84
Pm ⁺³	6	0.97		8	1.04		9	0.89
	8	1.09	Tb ⁺⁴	6	0.76			
Po ⁺⁴	6	0.97		8	0.88			

POLARIZABILITIES OF ATOMS AND IONS IN SOLIDS

H. P. R. Frederikse

The polarization of a solid dielectric medium, \mathbf{P} , is defined as the dipole moment per unit volume averaged over the volume of a crystal cell. A component of \mathbf{P} can be expanded as a function of the electric field \mathbf{E} :

$$P_i = \sum_j a_j E_j + \sum_{j,k} b_{jk} E_j E_k$$

For relatively small electric fields in isotropic substances $\mathbf{P} = \chi_e \mathbf{E}$, where χ_e is the electric susceptibility. If the medium is made up of N atoms (or ions) per unit volume, the polarization is $\mathbf{P} = N \mathbf{p}_m$ where \mathbf{p}_m is the average dipole moment per atom. The polarizability α can be defined as $\mathbf{p}_m = \alpha \mathbf{E}_0$, where \mathbf{E}_0 is the local field at the position of the atom. Using the Lorentz method to calculate the local field one finds:

$$\mathbf{P} = N\alpha(\mathbf{E} + 4\pi\mathbf{P}) = \chi_e \mathbf{E}$$

Together with the definition of the dielectric constant (relative permittivity), $\epsilon = 1 + 4\pi\chi_e$, this leads to:

$$\alpha = \frac{3}{4\pi N} \left(\frac{\epsilon - 1}{\epsilon + 2} \right)$$

This expression is known as the Clausius-Mossotti equation.

The total polarization associated with atoms, ions, or molecules is due to three different sources:

1. Electronic polarization arises because the center of the local electronic charge cloud around the nucleus is displaced under the action of the field: $\mathbf{P}_e = N\alpha_e \mathbf{E}_0$ where α_e is the *electronic polarizability*.

2. Ionic polarization occurs in ionic materials because the electric field displaces cations and anions in opposite directions: $\mathbf{P}_i = N\alpha_i \mathbf{E}_0$, where α_i is the *ionic polarizability*.
3. Orientational polarization can occur in substances composed of molecules that have permanent electric dipoles. The alignment of these dipoles depends on temperature and leads to an *orientational polarizability* per molecule: $\alpha_{or} = p^2/3kT$, where p is the permanent dipole moment per molecule, k is the Boltzmann constant, and T is the temperature.

Because of the different nature of these three polarization processes the response of a dielectric solid to an applied electric field will strongly depend on the frequency of the field. The resonance of the electronic excitation in insulators (dielectrics) takes place in the ultraviolet part of the spectrum; the characteristic frequency of the lattice vibrations is located in the infrared, while the orientation of dipoles requires fields of much lower frequencies (below 10^{10} Hz). This response to electric fields of different frequencies is shown in Figure 1. Values of the electronic polarizabilities for selected atoms and ions are given in Table 1.

References

1. Kittel, C., *Introduction to Solid State Physics*, Fourth Edition, John Wiley & Sons, New York, 1971.
2. Lerner, R.G., and Trigg, G.L., Eds., *Encyclopedia of Physics*, Second Edition, VCH Publishers, New York, 1990.
3. Ralls, K.M., Courtney, T.H., and Wulff, J., *An Introduction to Materials Science and Engineering*, John Wiley & Sons, New York, 1976.

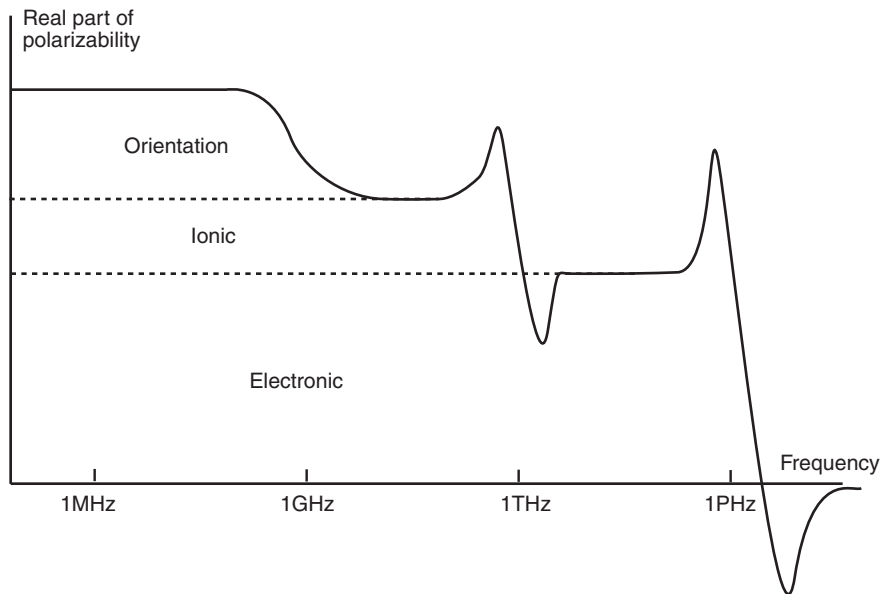


FIGURE 1. Schematic graph of the frequency dependence of the different contributions to polarizability.

TABLE 1. Electronic Polarizabilities in Units of 10^{-24} cm^3

						He 0.201
Li ⁺ 0.029	Be ²⁺ 0.008	B ³⁺ 0.003	C ⁴⁺ 0.0013	O ²⁻ 3.88	F ⁻ 1.04	Ne 0.39
Na ⁺ 0.179	Mg ²⁺ 0.094	Al ³⁺ 0.052	Si ⁴⁺ 0.0165	S ²⁻ 10.2	Cl ⁻ 3.66	Ar 1.62
K ⁺ 0.83	Ca ²⁺ 0.47	Sc ³⁺ 0.286	Ti ⁴⁺ 0.185	Se ²⁻ 10.5	Br ⁻ 4.77	Kr 2.46
Rb ⁺ 1.40	Sr ²⁺ 0.86	Y ³⁺ 0.55	Zr ⁴⁺ 0.37	Te ²⁻ 14.0	I ⁻ 7.1	Xe 3.99
Cs ⁺ 2.42	Ba ²⁺ 1.55	La ³⁺ 1.04	Ce ⁴⁺ 0.73			

Data from Pauling, L., *Proc. R. Soc. London*, A114, 181, 1927. See also Jaswal, S.S. and Sharma, T.P., *J. Phys. Chem. Solids*, 34, 509, 1973. Values are appropriate for cgs units. To convert to SI, use the relation $\alpha(\text{SI})/\text{C m}^2\text{V}^{-1} = 1.11265 \cdot 10^{-16} \alpha(\text{cgs})/\text{cm}^3$.

CRYSTAL STRUCTURES AND LATTICE PARAMETERS OF ALLOTROPES OF THE ELEMENTS

H. W. King

The crystal structures of the allotropic forms of the elements are presented in terms of the Pearson symbol, the Strukturbericht designation, and the prototype of the structure. The temperatures of the phase transformations are listed in degrees Celsius and the pressures are in GPa. A consistent nomenclature is used, whereby all allotropes are labeled by Greek letters. The lattice parameters of the units cells are given in nanometers (nm) and are considered to be accurate to ± 2 in the last reported digit.

This compilation is restricted to changes in crystal structures that occur as a result of a change in temperature or pressure. Low-

temperature structures are included for the diatomic and rare gases, which show many similarities with respect to the metallic elements. The elements identified with an asterisk (*) have polymorphic structures based on different molecular configurations. The crystal data given for these elements refer to the most stable structure at room temperature.

Reprinted with the permission of ASM International from T.B. Massalski, Ed., *Binary Alloy Phase Diagrams*, ASM International, Metals Park, Ohio, 1986; certain data on rare earth elements were provided by K.A. Gschneidner.

Element	Temperature, °C	Pressure, GPa	Pearson symbol	Space group	Struktur- bericht designation	Prototype	Lattice parameters, nm			Comment, c/a or α or β
							a	b	c	
Ac	25	atm	cF4	Fm3m	A1	Cu	0.5311
Ag	25	atm	cF4	Fm3m	A1	Cu	0.40857
α Al	25	atm	cF4	Fm3m	A1	Cu	0.40496
β Al	25	>20.5	hP2	$P6_3/mmc$	A3	Mg	0.2693	...	0.4398	1.6331
α' Am	25	atm	hP4	$P6_3/mmc$	A3'	α La	0.34681	...	1.1241	2*1.621
α Am	>769	atm	cF4	Fm3m	A1	Cu	0.4894
β Am	>1074	atm	cI2	Im3m	A2	W	?
γ Am	25	>15	oC4	Cmcm	A20	α U	0.3063	0.5968	0.5169	...
α Ar	<-189.35	atm	cF4	Fm3m	A1	Cu	0.5316
(β Ar)	<-189.40	atm	hP2	$P6_3/mmc$	A3	Mg	0.3760	...	0.6141	1.633
α As	25	atm	hR2	R3m	A7	α As	0.41319	$\alpha = 54.12^\circ$
eAs	>448	atm	oC8	Cmca	...	P(black)	0.362	1.085	0.448	...
Au	25	atm	cF4	Fm3m	A1	Cu	0.40782
β B	25	atm	hR105	R3m	...	β B	1.017	$\alpha = 65.12^\circ$
α Ba	25	atm	cI2	Im3m	A2	W	0.50227
β Ba	25	>5.33	hP2	$P6_3/mmc$	A3	Mg	0.3901	...	0.6154	1.5775
γ Ba	25	>23	?	?
α Be	25	atm	hP2	$P6_3/mmc$	A3	Mg	0.22859	...	0.35845	1.5681
β Be	>1270	atm	cI2	Im3m	A2	W	0.25515
γ Be	25	>9.3	?
α Bi	25	atm	hR2	r3m	A7	α As	0.47460	$\alpha = 57.23^\circ$
β Bi	25	>2.6	mC4	C2/m	...	β Bi	0.6674	0.6117	0.3304	$\beta = 110.33^\circ$
γ Bi	25	>3.0	mP3	?	0.605	0.42	0.465	$\beta = 85.33^\circ$
σ Bi	25	>4.3	?	?
eBi	25	>6.5	?	?
ζ Bi	25	>9.0	cI2	Im3m	A2	W	0.3800
α Bk	25	atm	hP4	$P6_3/mmc$	A3'	α La	0.3416	...	1.1069	2*1.620
β Bk	>977	atm	cF4	Fm3m	A1	Cu	0.4997
Br	<7.25	atm	oC8	Cmca	...	Cl	0.668	0.449	0.874	...
C (graphite)	25	atm	hP4	$P6_3/mmc$	A9	C (graphite)	0.24612	...	0.6709	2.7258
C (diamond)	25	>60	cF8	Fd3m	A4	C (diamond)	0.35669
C (hd)	25	HP	hP4	$P6_3/mmc$...	C (hd)	0.2522	...	0.4119	1.633
α Ca	25	atm	cF4	Fm3m	A1	Cu	0.55884
β Ca	>443	atm	cI2	Im3m	A2	W	0.4480
γ Ca	25	>1.5	?
Cd	25	atm	hP2	$P6_3/mmc$	A3	Mg	0.29793	...	0.56196	1.8862
α Ce	<-177	atm	cF4	Fm3m	A1	Cu	0.485
β Ce	25	atm	hP4	$P6_3/mmc$	A3'	α La	0.36810	...	1.1857	2*1.611
γ Ce	25	atm	cF4	Fm3m	A1	Cu	0.51610
δ -Ce	>726	atm	cI2	Im3m	A2	W	0.412

Element	Temperature, °C	Pressure, GPa	Pearson symbol	Space group	Struktur- bericht designation	Prototype	Lattice parameters, nm			Comment, c/a or α or β
							a	b	c	
α'Ce	25	>5.4	<i>oC4</i>	<i>Cmcm</i>	A20	αU	0.3049	0.5998	0.5215	...
αCf	25	atm	<i>hP4</i>	<i>P6₃/mmc</i>	A3'	αLa	0.339	...	1.1015	2*1.625
βCf	>590	atm	<i>cF4</i>	<i>Fm3m</i>	A1	Cu	?
Cl	<-102	atm	<i>oC8</i>	<i>Cmca</i>	...	Cl	0.624	0.448	0.826	...
αCm	25	atm	<i>hP4</i>	<i>P6₃/mmc</i>	A3'	αLa	0.3496	...	1.1331	2*1.621
βCm	>1277	atm	<i>cF4</i>	<i>Fm3m</i>	A1	Cu	0.4382
eCo	25	atm	<i>hP2</i>	<i>P6₃/mmc</i>	A3	Mg	0.25071	...	0.40686	1.6228
αCo	>422	atm	<i>cF4</i>	<i>Fm3m</i>	A1	Cu	0.35447
αCr	25	atm	<i>cI2</i>	<i>Im3m</i>	A2	W	0.28848
α'Cr	25	HP	<i>tI2</i>	<i>I4/mmm</i>	...	α'Cr	0.2882	...	0.2887	1.002
aCs	25	atm	<i>cI2</i>	<i>Im3m</i>	A2	W	0.6141
βCs	25	>2.37	<i>cF4</i>	<i>Fm3m</i>	A1	Cu	0.6465
β'Cs	25	>4.22	<i>cF4</i>	<i>Fm3m</i>	A1	Cu	0.5800
γCs	25	>4.27	?
Cu	25	atm	<i>cF4</i>	<i>Fm3m</i>	A1	Cu	0.36146
α'Dy	<-187	atm	<i>oC4</i>	<i>Cmcm</i>	...	α'Dy	0.3595	0.6184	0.5678	...
αDy	25	atm	<i>hP2</i>	<i>P6₃/mmc</i>	A3	Mg	0.35915	...	0.56501	1.5732
βDy	>1381	atm	<i>cI2</i>	<i>Im3m</i>	A2	W	0.403
γDy	25	>7.5	<i>hR3</i>	<i>R3m</i>	...	αSm	0.3436	...	2.483	4.5*1.606
Er	25	atm	<i>hP2</i>	<i>P6₃/mmc</i>	A3	Mg	0.35592	...	0.55850	1.5692
αEs	25	atm	<i>hP4</i>	<i>P6₃/mmc</i>	A3'	αLa	?
βEs	?	atm	<i>cF4</i>	<i>Fm3m</i>	A1	Cu	?
Eu	25	atm	<i>cI2</i>	<i>Im3m</i>	A2	W	0.45827
αF	<-227.6	atm	<i>mC8</i>	<i>C2/c</i>	...	αF	0.550	0.338	0.728	β = 102.17°
βF	<-219.67	atm	<i>cP16</i>	<i>Pm3n</i>	...	γO	0.667
αFe	25	atm	<i>cI2</i>	<i>Im3m</i>	A2	W	0.28665
γFe	>912	atm	<i>cF4</i>	<i>Fm3m</i>	A1	Cu	0.36467
σFe	>1394	atm	<i>cI2</i>	<i>Im3m</i>	A2	W	0.29315
eFe	25	>13	<i>hP2</i>	<i>P6₃/mmc</i>	A3	Mg	0.2468	...	0.396	1.603
αGa	25	atm	<i>oC8</i>	<i>Cmca</i>	A11	αGa	0.45186	0.76570	0.45258	...
βGa	25	>1.2	<i>tI2</i>	<i>I4/mmm</i>	A6	In	0.2808	...	0.4458	1.588
γGa	-53	>3.0	<i>oC40</i>	<i>Cmcm</i>	...	γGa	1.0593	1.3523	0.5203	...
αGd	25	atm	<i>hP2</i>	<i>P6₃/mmc</i>	A3	Mg	0.36336	...	0.57810	0.5910
βGd	>1235	atm	<i>cI2</i>	<i>Im3m</i>	A2	W	0.406
γGd	25	>3.0	<i>hR3</i>	<i>R3m</i>	...	αSm	0.361	...	2.603	4*1.60
αGe	25	atm	<i>cF8</i>	<i>Fd3m</i>	A4	C (diamond)	0.56574
βGe	25	>12	<i>tI4</i>	<i>I4/amd</i>	A5	βSn	0.4884	...	0.2692	0.551
γGe	25	>12→atm	<i>tP12</i>	<i>P4₁2₁2</i>	...	σGe	0.593	...	0.698	1.18
σGe	LT	>12	<i>cI16</i>	<i>Im3m</i>	...	γSi	0.692
αH	<-271.9	atm	<i>cF4</i>	<i>Fm3m</i>	A1	Cu	0.5338
βH	<-259.34	atm	<i>hP2</i>	<i>P6₃/mmc</i>	A3	Mg	0.3776	...	0.6162	1.632
αHe	<-268.94	atm	<i>hP2</i>	<i>P6₃/mmc</i>	A3	Mg	0.3555	...	0.5798	1.631
βHe	>-258	0.125	<i>cF4</i>	<i>Fm3m</i>	A1	Cu	0.4240
γHe	<-271.47	0.03	<i>cI2</i>	<i>Im3m</i>	A2	W	0.4110
αHf	25	atm	<i>hP2</i>	<i>P6₃/mmc</i>	A3	Mg	0.31946	...	0.50510	1.5811
βHf	>1995	atm	<i>cI2</i>	<i>Im3m</i>	A2	W	0.3610
αHg	<-38.84	atm	<i>hR1</i>	<i>R3m</i>	A10	αHg	0.3005	α = 70.53°
βHg	<-194	HP	<i>tI2</i>	<i>I4/mmm</i>	...	βHg	0.3995	...	0.2825	0.707
γHg	<-194	c.w.	<i>hR1</i>	?
αHo	25	atm	<i>hP2</i>	<i>P6₃/mmc</i>	A3	Mg	0.35778	...	0.56178	1.5702
βHo	25	>7.5	<i>hR3</i>	<i>R3m</i>	...	αSm	0.334	...	2.45	4.5*1.63
I	25	atm	<i>oC8</i>	<i>Cmca</i>	...	Cl	0.72697	0.47903	0.97942	...
In	25	atm	<i>tI2</i>	<i>I4/mmm</i>	A6	In	0.3253	...	0.49470	1.5210
Ir	25	atm	<i>cF4</i>	<i>Fm3m</i>	A1	Cu	0.38392
K	25	atm	<i>cI2</i>	<i>Im3m</i>	A2	W	0.5321
Kr	<-157.39	atm	<i>cF4</i>	<i>Fm3m</i>	A1	Cu	0.5810
αLa	25	atm	<i>hP4</i>	<i>P6₃/mmc</i>	A3'	αLa	0.37740	...	1.2171	2*1.6125
βLa	>310	atm	<i>cF4</i>	<i>Fm3m</i>	A1	Cu	0.5303
γLa	>865	atm	<i>cI2</i>	<i>Im3m</i>	A2	W	0.426
β'La	25	>2.0	<i>cF4</i>	<i>Fm3m</i>	A1	Cu	0.517

Element	Temperature, °C	Pressure, GPa	Pearson symbol	Space group	Struktur- bericht designation	Prototype	Lattice parameters, nm			Comment, c/a or α or β
							a	b	c	
αLi	<-193	atm	<i>hP2</i>	<i>P6₃/mmc</i>	A3	Mg	0.3111	...	0.5093	1.637
βLi	25	atm	<i>cI2</i>	<i>Im3m</i>	A2	W	0.35093
γLi	<-201	c.w.	<i>cF4</i>	<i>Fm3m</i>	A1	Cu	0.4388
Lu	25	atm	<i>hP2</i>	<i>P6₃/mmc</i>	A3	Mg	0.35052	...	0.55494	1.5832
Mg	25	atm	<i>hP2</i>	<i>P6₃/mmc</i>	A3	Mg	0.32094	...	0.52107	1.6236
αMn	25	atm	<i>cl58</i>	<i>I43m</i>	A12	αMn	0.89126
βMn	>710	atm	<i>cP20</i>	<i>P4₁32</i>	A13	βMn	0.63152
γMn	>1079	atm	<i>cF4</i>	<i>Fm3m</i>	A1	Cu	0.3860
σMn	>1143	atm	<i>cI2</i>	<i>Im3m</i>	A2	W	0.3080
Mo	25	atm	<i>cI2</i>	<i>Im3m</i>	A2	W	0.31470
αN	<-237.6	atm	<i>cP8</i>	<i>Pa3</i>	...	αN	0.5661
βN	<-210.00	atm	<i>hP4</i>	<i>P6₃/mmc</i>	...	βN	0.4050	...	0.6604	1.631
γN	<-253	>3.3	<i>tP4</i>	<i>P4₂/mnm</i>	...	γN	0.3957	...	0.5109	1.291
αNa	<-233	atm	<i>hP2</i>	<i>P6₃/mmc</i>	A3	Mg	0.3767	...	0.6154	1.634
βNa	25	atm	<i>cI2</i>	<i>Im3m</i>	A2	W	0.42906
Nb	25	atm	<i>cI2</i>	<i>Im3m</i>	A2	W	0.33004
αNd	25	atm	<i>hP4</i>	<i>P6₃/mmc</i>	A3'	αLa	0.36582	...	1.17966	2*1.6124
βNd	>863	atm	<i>cI2</i>	<i>Im3m</i>	A2	W	0.413
γNd	25	>5.0	<i>cF4</i>	<i>Fm3m</i>	A1	Cu	0.480
Ne	<-243.59	atm	<i>cF4</i>	<i>Fm3m</i>	A1	Cu	0.4462
Ni	25	atm	<i>cF4</i>	<i>Fm3m</i>	A1	Cu	0.35240
αNp	25	atm	<i>oP8</i>	<i>Pnma</i>	A _c	αNp	0.6663	0.4723	0.4887	...
βNp	>280	atm	<i>tP4</i>	<i>P4₂2</i>	A _d	βNp	0.4883	...	0.3389	0.694
γNp	>576	atm	<i>cI2</i>	<i>Im3m</i>	A2	W	0.352
αO	<-243.3	atm	<i>mC4</i>	<i>C2m</i>	...	αO	0.5403	0.3429	0.5086	β = 132.53°
βO	<-229.6	atm	<i>hR2</i>	<i>R3m</i>	...	βO	0.4210	α = 46.27°
γO	<-218.79	atm	<i>cP16</i>	<i>Pm3n</i>	...	γO	0.683
Os	25	atm	<i>hP2</i>	<i>P6₃/mmc</i>	A3	Mg	0.27341	...	0.43918	1.6063
P (black)	25	atm	<i>oC8</i>	<i>Cmca</i>	...	P (black)	0.33136	1.0478	0.43763	...
αPa	25	atm	<i>tI2</i>	<i>I4/mmm</i>	A _a	αPa	0.3921	...	0.3235	0.825
βPa	>1170	atm	<i>cI2</i>	<i>Im3m</i>	A2	W	0.381
αPb	25	atm	<i>cF4</i>	<i>Fm3m</i>	A1	Cu	0.49502
βPb	25	>10.3	<i>hP2</i>	<i>P6₃/mmc</i>	A3	Mg	0.3265	...	0.5387	1.650
Pd	25	atm	<i>cF4</i>	<i>Fm3m</i>	A1	Cu	0.38903
αPm	25	atm	<i>hP4</i>	<i>P6₃/mmc</i>	A3'	αLa	0.365	...	1.165	2*1.60
βPm	>890	atm	<i>cI2</i>	<i>Im3m</i>	A2	W	(0.410)
αPo	25	atm	<i>cP1</i>	<i>Pm3m</i>	A _h	αPo	0.3366
βPo	>54	atm	<i>hR1</i>	<i>R3m</i>	...	βPo	0.3373	α = 98.08°
αPr	25	atm	<i>hP4</i>	<i>P6₃/mmc</i>	A3'	αLa	0.36721	...	1.18326	2*1.6111
βPr	>795	atm	<i>cI2</i>	<i>Im3m</i>	A2	W	0.413
γPr	25	>4.0	<i>cF4</i>	<i>Fm3m</i>	A1	Cu	0.488
Pt	25	atm	<i>cF4</i>	<i>Fm3m</i>	A1	Cu	0.39236
αPu	25	atm	<i>mP16</i>	<i>P2₁/m</i>	...	αPu	0.6183	0.4822	1.0963	β = 101.97°
βPu	>125	atm	<i>mI34</i>	<i>I2/m</i>	...	βPu	0.9284	1.0463	0.7859	β = 92.13°
γPu	>215	atm	<i>oF8</i>	<i>Fddd</i>	...	γPu	0.31587	0.57682	1.0162	...
σPu	>320	atm	<i>cF4</i>	<i>Fm3m</i>	A1	Cu	0.46371
σ'Pu	>463	atm	<i>tI2</i>	<i>I4/mmm</i>	A6	In	0.33261	...	0.44630	1.3418
ePu	>483	atm	<i>cI2</i>	<i>Im3m</i>	A2	W	0.36343
Ra	25	atm	<i>cI2</i>	<i>Im3m</i>	A2	W	0.5148
αRb	25	atm	<i>cI2</i>	<i>Im3m</i>	A2	W	0.5705
βRb	25	>1.08	?
γRb	25	>2.05	?
Re	25	atm	<i>hP2</i>	<i>P6₃/mmc</i>	A3	Mg	0.27609	...	0.4458	1.6145
Rh	25	atm	<i>cF4</i>	<i>Fm3m</i>	A1	Cu	0.38032
Ru	25	atm	<i>hP2</i>	<i>P6₃/mmc</i>	A3	Mg	0.27058	...	0.42816	1.5824
αS	25	atm	<i>oF128</i>	<i>Fddd</i>	A16	αS	1.0464	1.28660	2.44860	...
αSb	25	atm	<i>hR2</i>	<i>R3m</i>	A7	αAs	0.45067	α = 57.11°
βSb	25	>5.0	<i>cP1</i>	<i>Pm3m</i>	A _h	αPo	0.2992
γSb	25	>7.5	<i>hP2</i>	<i>P6₃/mmc</i>	A3	Mg	0.3376	...	0.5341	1.582
σSb	25	>14.0	<i>mP3</i>	?	0.556	0.404	0.422	β = 86.0°

Element	Temperature, °C	Pressure, GPa	Pearson symbol	Space group	Struktur- bericht designation	Prototype	Lattice parameters, nm			Comment, c/a or α or β
							a	b	c	
αSc	25	atm	<i>hP2</i>	<i>P6₃/mm</i>	A3	Mg	0.33088	...	0.52680	1.5921
βSc	>1337	atm	<i>cI2</i>	<i>Im3m</i>	A2	W	(0.373)
γSe	25	atm	<i>hP3</i>	<i>P3₁21</i>	A8	γSe	0.43659	...	0.49537	1.1346
αSi	25	atm	<i>cF8</i>	<i>Fd3m</i>	A4	C (diamond)	0.54306
βSi	25	>9.5	<i>tI4</i>	<i>I4₁/amd</i>	A5	βSn	0.4686	...	0.2585	0.552
γSi	25	>16.0	<i>cI16</i>	<i>Im3m</i>	...	γSi	0.6636
σSi	25	>16→atm	<i>hP4</i>	<i>P6₃/mmc</i>	A3'	αLa	0.380	...	0.628	1.653
αSm	25	atm	<i>hR3</i>	<i>R3m</i>	...	αSm	0.36290	...	2.6207	4*1.6048
βSm	>734	atm	<i>hP2</i>	<i>P6₃/mmc</i>	A3	Mg	0.36630	...	0.58448	1.5956
γ'Sm	>922	atm	<i>cI2</i>	<i>Im3m</i>	A2	W	(0.410)
σSm	25	>4.0	<i>hP4</i>	<i>P6₃/mmc</i>	A3'	αLa	0.3618	...	1.166	2*1.611
αSn	<13	atm	<i>cF8</i>	<i>Fd3m</i>	A4	C (diamond)	0.64892
βSn	25	atm	<i>tI4</i>	<i>I4₁/amd</i>	A5	βSn	0.58318	...	0.31818	0.5456
γSn	25	>9.0	<i>tI2</i>	?	...	γSn	0.370	...	0.337	0.91
αSr	25	atm	<i>cF4</i>	<i>Fm3m</i>	A1	Cu	0.6084
βSr	>547	atm	<i>cI2</i>	<i>Im3m</i>	A2	W	0.487
β'Sr	25	>3.5	<i>cI2</i>	<i>Im3m</i>	A2	W	0.4437
Ta	25	atm	<i>cI2</i>	<i>Im3m</i>	A2	W	0.33030
α'Tb	<-53	atm	<i>oC4</i>	<i>Cmcm</i>	...	α'Dy	0.3605	0.6244	0.5706	...
aTb	25	atm	<i>hP2</i>	<i>P6₃/mmc</i>	A3	Mg	0.36055	...	0.56966	1.5800
βTb	>1289	atm	<i>cI2</i>	<i>Im3m</i>	A2	W	(0.407)
γTb	25	>6.0	<i>hR3</i>	<i>R3m</i>	...	αSm	0.341	...	2.45	4*1.60
Tc	25	atm	<i>hP2</i>	<i>P6₃/mmc</i>	A3	Mg	0.2738	...	0.4393	1.604
αTe	25	atm	<i>hP3</i>	<i>P3₁21</i>	A8	γSe	0.44566	...	0.59264	1.3298
βTe	25	>2.0	<i>hR2</i>	<i>R3m</i>	A7	αAs	0.469	α = 53.30°
γTe	25	>7.0	<i>hR1</i>	<i>R3m</i>	...	βPo	0.3002	α = 103.3°
αTh	25	atm	<i>cF4</i>	<i>Fm3m</i>	A1	Cu	0.50842
βTh	>1360	atm	<i>cI2</i>	<i>Im3m</i>	A2	W	0.411
αTi	25	atm	<i>hP2</i>	<i>P6₃/mmc</i>	A3	Mg	0.29506	...	0.46835	1.59873
βTi	>882	atm	<i>cI2</i>	<i>Im3m</i>	A2	W	0.33065
ωTi	25	HP→atm	<i>hP3</i>	<i>P6₃/mmm</i>	...	ωTi	0.4625	...	0.2813	0.6082
αTl	25	atm	<i>hP2</i>	<i>P6₃/mmc</i>	A3	Mg	0.34566	...	0.55248	1.5983
βTl	>230	atm	<i>cI2</i>	<i>Im3m</i>	A2	W	0.3879
γTl	25	HP	<i>cF4</i>	<i>Fm3m</i>	A1	Cu	?
Tm	25	atm	<i>hP2</i>	<i>P6₃/mmc</i>	A3	Mg	0.35375	...	0.55540	1.5700
αU	25	atm	<i>oC4</i>	<i>Cmcm</i>	A20	αU	0.28537	0.58695	0.49548	...
βU	>668	atm	<i>tP30</i>	<i>P4₂/mnm</i>	A _b	βU	1.0759	...	0.5656	0.526
γU	>776	atm	<i>cI2</i>	<i>Im3m</i>	A2	W	0.3524
V	25	atm	<i>cI2</i>	<i>Im3m</i>	A2	W	0.30240
W	25	atm	<i>cI2</i>	<i>Im3m</i>	A2	W	0.31652
Xe	<-111.76	atm	<i>cF4</i>	<i>Fm3m</i>	A1	Cu	0.6350
αY	25	atm	<i>hP2</i>	<i>P6₃/mmc</i>	A3	Mg	0.36482	...	0.57318	1.5711
βY	>1478	atm	<i>cI2</i>	<i>Im3m</i>	A2	W	(0.410)
αYb	<-3	atm	<i>hP2</i>	<i>P6₃/mmc</i>	A3	Mg	0.38799	...	0.63859	1.6459
βYb	25	atm	<i>cF4</i>	<i>Fm3m</i>	A1	Cu	0.54848
γYb	>795	atm	<i>cI2</i>	<i>Im3m</i>	A2	W	0.444
Zn	25	atm	<i>hP2</i>	<i>P6₃/mmc</i>	A3	Mg	0.26650	...	0.49470	1.8563
αZr	25	atm	<i>hP2</i>	<i>P6₃/mmc</i>	A3	Mg	0.32316	...	0.51475	1.5929
βZr	>863	atm	<i>cI2</i>	<i>Im3m</i>	A2	W	0.36090
ωZr	25	HP→atm	<i>hP2</i>	<i>P6₃/mmm</i>	...	ωTi	0.5036	...	0.3109	0.617

PHASE TRANSITIONS IN THE SOLID ELEMENTS AT ATMOSPHERIC PRESSURE

This table gives the phase transition temperatures for the elements that can exist in two or more crystalline forms (allotropes). The crystal phases are labeled by Greek letters in the most common conventions, although some variation is found. All data refer to normal atmospheric pressure.

References

1. Massalski, T. B., Ed., *Binary Alloy Phase Diagrams, Second Edition*, ASM International, Metals Park, OH, 1990.
2. Cordfunke, E. H. P., and Konings, R. J. M., Eds., *Thermochemical Data for Reactor Materials and Fission Products*, North-Holland, Amsterdam, 1990.
3. Greenwood, N. N., and Earnshaw, A., *Chemistry of the Elements, Second Edition*, Butterworth-Heinemann, Oxford, 1997.
4. Rhyne, J. J., "Magnetic Phase Transitions of the Elements", *Bull. Alloy Phase Diag.* 3, 402, 1982.

Element	Symbol	Transition	$t/^{\circ}\text{C}$	Comments
Americium	Am	$\alpha \rightarrow \beta$	769	
	Am	$\beta \rightarrow \gamma$	1077	
	Am	$\gamma \rightarrow \text{liq}$	1176	
Beryllium	Be	$\alpha \rightarrow \beta$	1270	
	Be	$\beta \rightarrow \text{liq}$	1287	
Boron	B	$\alpha \rightarrow \beta$	1100	
	B	$\beta \rightarrow \gamma$	1500	
	B	$\gamma \rightarrow \text{liq}$	2075	
Calcium	Ca	$\alpha \rightarrow \beta$	443	
	Ca	$\beta \rightarrow \text{liq}$	842	
Californium	Cf	$\alpha \rightarrow \beta$	590	
	Cf	$\beta \rightarrow \text{liq}$	900	
Cerium	Ce	$\alpha \rightarrow \beta$	-177	
	Ce	$\beta \rightarrow \gamma$	61	β -Ce and γ -Ce are magnetic
	Ce	$\gamma \rightarrow \delta$	726	
	Ce	$\delta \rightarrow \text{liq}$	799	
Cobalt	Co	$\epsilon \rightarrow \alpha$	422	magnetic transition at 1115 $^{\circ}\text{C}$
	Co	$\alpha \rightarrow \text{liq}$	1495	
Curium	Cm	$\alpha \rightarrow \beta$	1277	magnetic transition at -221 $^{\circ}\text{C}$
	Cm	$\beta \rightarrow \text{liq}$	1345	
Dysprosium	Dy	$\alpha' \rightarrow \alpha$	-187	
	Dy	$\alpha \rightarrow \beta$	1381	magnetic transitions in α -Dy at -184 $^{\circ}\text{C}$ and -94 $^{\circ}\text{C}$
	Dy	$\beta \rightarrow \text{liq}$	1412	
Fluorine	F ₂	$\alpha \rightarrow \beta$	-227.60	
	F ₂	$\beta \rightarrow \text{liq}$	-219.67	
Gadolinium	Gd	$\alpha \rightarrow \beta$	1235	
	Gd	$\beta \rightarrow \text{liq}$	1313	
Hafnium	Hf	$\alpha \rightarrow \beta$	1743	
	Hf	$\beta \rightarrow \text{liq}$	2233	
Iron	Fe	$\alpha \rightarrow \gamma$	912	magnetic transition in α -Fe at 771 $^{\circ}\text{C}$
	Fe	$\gamma \rightarrow \delta$	1394	
	Fe	$\delta \rightarrow \text{liq}$	1538	
Lanthanum	La	$\alpha \rightarrow \beta$	277	
	La	$\beta \rightarrow \gamma$	860	
	La	$\gamma \rightarrow \text{liq}$	920	
Lithium	Li	$\alpha \rightarrow \beta$	-193	
	Li	$\beta \rightarrow \text{liq}$	180.50	
Manganese	Mn	$\alpha \rightarrow \beta$	727	magnetic transition in α -Mn at -100 $^{\circ}\text{C}$
	Mn	$\beta \rightarrow \gamma$	1100	
	Mn	$\gamma \rightarrow \delta$	1138	
	Mn	$\delta \rightarrow \text{liq}$	1246	
Neodymium	Nd	$\alpha \rightarrow \beta$	855	magnetic transition in α -Nd at -253 $^{\circ}\text{C}$
	Nd	$\beta \rightarrow \text{liq}$	1016	
Neptunium	Np	$\alpha \rightarrow \beta$	280	
	Np	$\beta \rightarrow \gamma$	576	
	Np	$\gamma \rightarrow \text{liq}$	644	

Element	Symbol	Transition	$t/^{\circ}\text{C}$	Comments
Nitrogen	N_2	$\alpha \rightarrow \beta$	-237.54	
	N_2	$\beta \rightarrow \text{liq}$	-210.0	
Oxygen	O_2	$\alpha \rightarrow \beta$	-249.29	
	O_2	$\beta \rightarrow \gamma$	-229.35	
	O_2	$\gamma \rightarrow \text{liq}$	-218.79	
Phosphorus	P	brown $\rightarrow \beta$ -white	-190	several amorphous phases (red, black, gray) exist (Ref. 3)
	P	β -white $\rightarrow \alpha$ -white	-76.9	
	P	α -white $\rightarrow \text{liq}$	44.15	
Plutonium	Pu	$\alpha \rightarrow \beta$	124.5	
	Pu	$\beta \rightarrow \gamma$	214.8	
	Pu	$\gamma \rightarrow \delta$	320.0	
	Pu	$\delta \rightarrow \delta'$	462.9	
	Pu	$\delta' \rightarrow \epsilon$	482.6	
	Pu	$\epsilon \rightarrow \text{liq}$	640	
Polonium	Po	$\alpha \rightarrow \beta$	54	
	Po	$\beta \rightarrow \text{liq}$	254	
Praseodymium	Pr	$\alpha \rightarrow \beta$	795	
	Pr	$\beta \rightarrow \text{liq}$	931	
Promethium	Pm	$\alpha \rightarrow \beta$	890	magnetic transition in α -Pm at -175 $^{\circ}\text{C}$
	Pm	$\beta \rightarrow \text{liq}$	1042	
Protactinium	Pa	$\alpha \rightarrow \beta$	1170	
	Pa	$\beta \rightarrow \text{liq}$	1572	
Samarium	Sm	$\alpha \rightarrow \beta$	734	magnetic transition in α -Sm at -167 $^{\circ}\text{C}$
	Sm	$\beta \rightarrow \gamma$	922	
	Sm	$\gamma \rightarrow \text{liq}$	1072	
Scandium	Sc	$\alpha \rightarrow \beta$	1337	
	Sc	$\beta \rightarrow \text{liq}$	1541	
Selenium	Se	α -red \rightarrow gray	180	many allotropes exist (Ref. 3)
	Se	gray $\rightarrow \text{liq}$	220.8	
Sodium	Na	$\alpha \rightarrow \beta$	-233	
	Na	$\beta \rightarrow \text{liq}$	97.794	
Strontium	Sr	$\alpha \rightarrow \beta$	547	
	Sr	$\beta \rightarrow \text{liq}$	777	
Sulfur	S	$\alpha \rightarrow \beta$	95.3	many allotropes exist (Ref. 3)
	S	$\beta \rightarrow \text{liq}$	115.21	
Terbium	Tb	$\alpha' \rightarrow \alpha$	-53	
	Tb	$\alpha \rightarrow \beta$	1289	magnetic transition in α -Tb at -230 $^{\circ}\text{C}$
	Tb	$\beta \rightarrow \text{liq}$	1359	
Thallium	Tl	$\alpha \rightarrow \beta$	230	
	Tl	$\beta \rightarrow \text{liq}$	304	
Thorium	Th	$\alpha \rightarrow \beta$	1360	
	Th	$\beta \rightarrow \text{liq}$	1750	
Tin	Sn	α (gray) $\rightarrow \beta$ (white)	13.2	
	Sn	β (white) $\rightarrow \text{liq}$	231.928	defining fixed point on ITS-90
Titanium	Ti	$\alpha \rightarrow \beta$	882	
	Ti	$\beta \rightarrow \text{liq}$	1668	
Uranium	U	$\alpha \rightarrow \beta$	669	
	U	$\beta \rightarrow \gamma$	776	
	U	$\gamma \rightarrow \text{liq}$	1135	
Ytterbium	Yb	$\alpha \rightarrow \beta$	3	
	Yb	$\beta \rightarrow \gamma$	795	
	Yb	$\gamma \rightarrow \text{liq}$	824	
Yttrium	Y	$\alpha \rightarrow \beta$	1478	
	Y	$\beta \rightarrow \text{liq}$	1522	
Zirconium	Zr	$\alpha \rightarrow \beta$	866	
	Zr	$\beta \rightarrow \text{liq}$	1854.7	

LATTICE ENERGIES

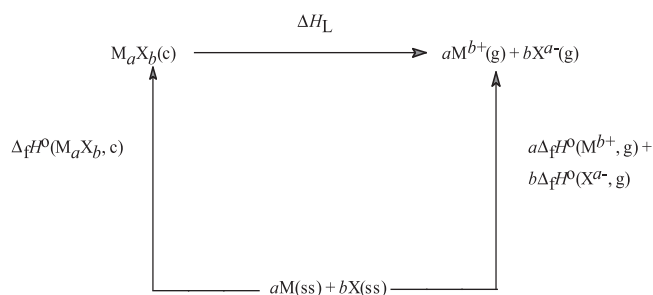
H. D. B. Jenkins and H. K. Roobottom

THERMOCHEMICAL CYCLE AND CALCULATED VALUES

Table 1 contains calculated values of the lattice energies (total lattice potential energies), U_{POT} , of crystalline salts, M_aX_b . U_{POT} is expressed in units of kilojoules per mole, kJ mol^{-1} . M and X can be either simple or complex ions. Substances are arranged by chemical class.

Also listed in the table is the lattice energy, $U_{\text{POT}}^{\text{BFHC}}$, obtained from the application of the Born–Fajans–Haber cycle (BFHC) described below, using the “Standard Thermochemical Properties of Chemical Substances” table in Section 5 of this *Handbook*, References 1 through 4, and certain other data that are given in Table 3 below.

The lattice enthalpy, ΔH_L , is given by the cycle:



where (ss) is the standard state of the element concerned.

The lattice enthalpy, ΔH_L , is obtained using the equation:

$$\Delta H_L = a\Delta_f H^\circ(M^{b+}, g) + b\Delta_f H^\circ(X^{a-}, g) - \Delta_f H^\circ(M_aX_b, c)$$

and is further related to the total lattice potential energy, U_{POT} , by the relationship:

$$\Delta H_L = U_{\text{POT}} + \left[a \left(\frac{n_M}{2} - 2 \right) + b \left(\frac{n_X}{2} - 2 \right) \right] RT$$

where n_M and n_X equal 3 for monatomic ions, 5 for linear polyatomic ions and 6 for polyatomic non-linear ions.

METHOD OF ESTIMATION OF VALUES NOT TABULATED

In cases where the lattice energy is not tabulated and we want to furnish an estimate, then the Kapustinskii equation (Ref. 5) can be used to obtain a value (in kJ mol^{-1}):

$$U_{\text{POT}} = \frac{121.4 z_a z_b v}{(r_a + r_b)} \left(1 - \frac{0.0345}{(r_a + r_b)} \right)$$

where z_a and z_b are the moduli of the charges on the v ions in the lattice and r_a and r_b (in nm) are the thermochemical radii given in Table 2. The r_a for metal ions is taken to be the Goldschmidt radius (Ref. 6).

To cite an example, if we wish to estimate the lattice energy of the salt $[\text{NH}_4^+][\text{HF}_2^-]$ using the above procedure, we see that Table 2 gives the thermochemical radius (r_a) for NH_4^+ to be 0.136 nm and that for HF_2^- (r_b) to be 0.172 nm. The lattice potential energy is then estimated to be 700 kJ mol^{-1} compared with the calculated value of 705 kJ mol^{-1} and the Born–Fajans–Haber cycle value of 658 kJ mol^{-1} .

References

1. Wagman, D. D., Evans, W. H., Parker, V. B., Schumm, R. H., Halow, I., Bailey, S. M., Churney, K. L., and Nuttall, R. L., The NBS Tables of Chemical Thermodynamic Properties, *J. Phys. Chem. Ref. Data*, Vol. 11, Suppl. 2, 1982.
2. Chase, M. W., Davies, C. A., Downey, J. R., Frurip, D. J., McDonald, R. A., and Syverud, A. N., JANAF Thermochemical Tables, Third Edition, *J. Phys. Chem. Ref. Data*, Vol. 14, Suppl. 1, 1985.
3. Lias, S. G., Bartmess, J. E., Liebman, J. F., Holmes, J. L., Levin, R. D., and Mallard, W. G., Gas-Phase Ion and Neutral Thermochemistry, *J. Phys. Chem. Ref. Data*, Vol. 17, Suppl. 1, 1988.
4. Jenkins, H. D. B., and Pratt, K. F., *Adv. Inorg. Chem. Radiochem.* 22, 1, 1978.
5. Kapustinskii, A. F., *Quart. Rev.* 10, 283, 1956.
6. Goldschmidt, V. M., *Skifter Norske Videnskaps-Akad.* Oslo, I, Mat.-Natur. Kl, 1926. See also Dasent, W. E., *Inorganic Energetics*, 2nd ed., Cambridge University Press, 1982.

Table 1. Lattice Energies (kJ mol⁻¹)

Substance	Calc. U_{POT}	$U_{\text{POT}}^{\text{BHFC}}$	Substance	Calc. U_{POT}	$U_{\text{POT}}^{\text{BHFC}}$
Acetates			Acetylides		
Li(CH ₃ COO)	—	843	CaC ₂	2911	2902
Na(CH ₃ COO)	828	807	SrC ₂	2788	2782
K(CH ₃ COO)	749	726	BaC ₂	2647	2652
Rb(CH ₃ COO)	715	—	Azides		
Cs(CH ₃ COO)	682	—	LiN ₃	861	875
Acetylides			NaN ₃	770	784
CaC ₂	2911	2902	KN ₃	697	—
SrC ₂	2788	2782	RbN ₃	674	691
BaC ₂	2647	2652	CsN ₃	665	674
Azides			AgN ₃	854	910
LiN ₃	861	875	TlN ₃	689	742
NaN ₃	770	784	Ca(N ₃) ₂	2186	2316
KN ₃	697	—	Sr(N ₃) ₂	2056	2187
RbN ₃	674	691	Ba(N ₃) ₂	2021	—
CsN ₃	665	674	Mn(N ₃) ₂	2408	2348
AgN ₃	854	910	Cu(N ₃) ₂	2730	2738
TlN ₃	689	742	Zn(N ₃) ₂	2840	2970
Ca(N ₃) ₂	2186	2316	Cd(N ₃) ₂	2446	2576
Sr(N ₃) ₂	2056	2187	Pb(N ₃) ₂	—	2300
Ba(N ₃) ₂	2021	—	Bihalide Salts		
Mn(N ₃) ₂	2408	2348	LiHF ₂	821	847
Cu(N ₃) ₂	2730	2738	NaHF ₂	755	748
Zn(N ₃) ₂	2840	2970	KHF ₂	657	660
Cd(N ₃) ₂	2446	2576	RbHF ₂	627	631
Pb(N ₃) ₂	—	2300	CsHF ₂	607	—
Bihalide Salts			NH ₄ HF ₂	705	658
LiHF ₂	821	847	CsHCl ₂	601	—
NaHF ₂	755	748	Me ₄ NHCl ₂	427	—
KHF ₂	657	660	Et ₄ NHCl ₂	346	—
RbHF ₂	627	631	Bu ₄ NHCl ₂	290	—
CsHF ₂	607	—	Bicarbonates		
NH ₄ HF ₂	705	658	NaHCO ₃	820	656
CsHCl ₂	601	—	KHCO ₃	741	573
Me ₄ NHCl ₂	427	—	RbHCO ₃	707	522
Et ₄ NHCl ₂	346	—	CsHCO ₃	678	520
Bu ₄ NHCl ₂	290	—	NH ₄ HCO ₃	—	577
Bicarbonates			Borides		
NaHCO ₃	820	656	CaB ₆	5146	—
KHCO ₃	741	573	SrB ₆	5104	—
RbHCO ₃	707	522	BaB ₆	5021	—
CsHCO ₃	678	520	YB ₆	7447	—
NH ₄ HCO ₃	—	577	LaB ₆	7406	—
Borides			CeB ₆	10083	—
CaB ₆	5146	—	PrB ₆	7447	—
SrB ₆	5104	—	NdB ₆	7447	—
BaB ₆	5021	—	PmB ₆	7406	—
YB ₆	7447	—	SmB ₆	7447	—
LaB ₆	7406	—	EuB ₆	5104	—
CeB ₆	10083	—	GdB ₆	7489	—
PrB ₆	7447	—	TbB ₆	7489	—
NdB ₆	7447	—	DyB ₆	7489	—
PmB ₆	7406	—	Borohydrides		
SmB ₆	7447	—	LiBH ₄	778	—
EuB ₆	5104	—	NaBH ₄	703	694
GdB ₆	7489	—	KBH ₄	655	638
TbB ₆	7489	—	RbBH ₄	648	—
DyB ₆	7489	—	CsBH ₄	628	—
Borohalides			Borohalides		
LiBF ₄	699	749	LiBF ₄	699	749
NaBF ₄	657	674	NaBF ₄	657	674
KBF ₄	611	616	KBF ₄	611	616
RbBF ₄	577	590	RbBF ₄	577	590
CsBF ₄	556	565	CsBF ₄	556	565
NH ₄ BF ₄	582	—	NH ₄ BF ₄	582	—
KBCl ₄	506	497	KBCl ₄	506	497
RbBCl ₄	489	486	RbBCl ₄	489	486
CsBCl ₄	473	—	CsBCl ₄	473	—
Carbonates			Carbonates		
Li ₂ CO ₃	2523	2254	Li ₂ CO ₃	2523	2254
Na ₂ CO ₃	2301	2016	Na ₂ CO ₃	2301	2016
K ₂ CO ₃	2084	1846	K ₂ CO ₃	2084	1846
Rb ₂ CO ₃	2000	1783	Rb ₂ CO ₃	2000	1783
Cs ₂ CO ₃	1920	1722	Cs ₂ CO ₃	1920	1722
MgCO ₃	3138	3122	MgCO ₃	3138	3122
CaCO ₃	2804	2811	CaCO ₃	2804	2811
SrCO ₃	2720	2688	SrCO ₃	2720	2688
BaCO ₃	2615	2554	BaCO ₃	2615	2554
MnCO ₃	3046	3092	MnCO ₃	3046	3092
FeCO ₃	3121	3169	FeCO ₃	3121	3169
CoCO ₃	3443	3235	CoCO ₃	3443	3235
CuCO ₃	3494	—	CuCO ₃	3494	—
ZnCO ₃	3121	3273	ZnCO ₃	3121	3273
CdCO ₃	2929	3052	CdCO ₃	2929	3052
SnCO ₃	2904	—	SnCO ₃	2904	—
PbCO ₃	2728	2750	PbCO ₃	2728	2750
Cyanates			Cyanates		
LiNCO	849	—	LiNCO	849	—
NaNCO	807	816	NaNCO	807	816
KNCO	726	734	KNCO	726	734
RbNCO	692	—	RbNCO	692	—
CsNCO	661	—	CsNCO	661	—
NH ₄ NCO	724	—	NH ₄ NCO	724	—
Cyanides			Cyanides		
LiCN	874	—	LiCN	874	—
NaCN	766	759	NaCN	766	759
KCN	692	686	KCN	692	686
RbCN	638	—	RbCN	638	—
CsCN	601	—	CsCN	601	—
Ca(CN) ₂	2268	2240	Ca(CN) ₂	2268	2240
Sr(CN) ₂	2138	—	Sr(CN) ₂	2138	—
Ba(CN) ₂	2001	2009	Ba(CN) ₂	2001	2009
NH ₄ CN	617	691	NH ₄ CN	617	691
AgCN	(741)	935	AgCN	(741)	935

Substance	Calc. U_{POT}	$U_{\text{POT}}^{\text{BHFC}}$	Substance	Calc. U_{POT}	$U_{\text{POT}}^{\text{BHFC}}$
Zn(CN) ₂	2809	2817	AgI	881	892
Cd(CN) ₂	2583	2591	AuCl	1013	1066
Formates			AuBr	1029	1059
Li(HCO ₂)	865	—	AuI	1027	1070
Na(HCO ₂)	791	804	InCl	—	764
K(HCO ₂)	713	722	InBr	—	767
Rb(HCO ₂)	685	—	InI	—	733
Cs(HCO ₂)	651	—	TlF	—	850
NH ₄ (HCO ₂)	715	—	TlCl	738	751
Germanates			TlBr	720	734
Mg ₂ GeO ₄	7991	—	TlI	692	710
Ca ₂ GeO ₄	7301	7306	Me ₄ NCl	566	—
Sr ₂ GeO ₄	6987	—	Me ₄ NBr	553	—
Ba ₂ GeO ₄	6653	6643	Me ₄ NI	544	—
Halates			PH ₄ Br	616	—
LiBrO ₃	883	880	PH ₄ I	590	—
NaBrO ₃	803	791	BeF ₂	3464	3526
KBrO ₃	740	722	BeCl ₂	3004	3033
RbBrO ₃	720	705	BeBr ₂	2950	2914
CsBrO ₃	694	681	BeI ₂	2780	2813
NaClO ₃	770	785	MgF ₂	2926	2978
KClO ₃	711	721	MgCl ₂	2477	2540
RbClO ₃	690	703	MgBr ₂	2406	2451
CsClO ₃	—	679	MgI ₂	2293	2340
LiIO ₃	975	974	CaF ₂	2640	2651
NaIO ₃	883	876	CaCl ₂	2268	2271
KIO ₃	820	780	CaBr ₂	2132	—
RbIO ₃	791	—	CaI ₂	1971	2087
CsIO ₃	761	—	SrF ₂	2476	2513
Halides			SrCl ₂	2142	2170
LiF	1030	1049	SrI ₂	1984	1976
LiCl	834	864	BaF ₂	2347	2373
LiBr	788	820	BaCl ₂	2046	2069
LiI	730	764	BaBr ₂	1971	1995
NaF	910	930	BaI ₂	1862	1890
NaCl	769	790	RaF ₂	2284	—
NaBr	732	754	RaCl ₂	2004	—
NaI	682	705	RaBr ₂	1929	—
KF	808	829	RaI ₂	1803	—
KCl	701	720	ScCl ₂	2380	—
KBr	671	691	ScBr ₂	2291	—
KI	632	650	ScI ₂	2201	—
RbF	774	795	TiF ₂	2724	—
RbCl	680	695	TiCl ₂	2439	2514
RbBr	651	668	TiBr ₂	2360	2430
RbI	617	632	TiI ₂	2259	2342
CsF	744	759	VCl ₂	2607	2593
CsCl	657	670	VBr ₂	—	2534
CsBr	632	647	VI ₂	—	2470
CsI	600	613	CrF ₂	2778	2939
FrF	715	—	CrCl ₂	2540	2601
FrCl	632	—	CrBr ₂	2377	2536
FrBr	611	—	CrI ₂	2269	2440
FrI	582	—	MoCl ₂	2737	2746
CuCl	992	996	MoBr ₂	2742	2753
CuBr	969	978	MoI ₂	2630	—
CuI	948	966	MnF ₂	2644	—
AgF	953	974	MnCl ₂	2510	2551
AgCl	910	918	MnBr ₂	2448	2482
AgBr	897	905	MnI ₂	2212	—
			FeF ₂	2849	2967

Substance	Calc. U_{POT}	$U_{\text{POT}}^{\text{BHFC}}$	Substance	Calc. U_{POT}	$U_{\text{POT}}^{\text{BHFC}}$
FeCl ₂	2569	2641	CrCl ₃	5518	5529
FeBr ₂	2515	2577	CrBr ₃	5355	—
FeI ₂	2439	2491	CrI ₃	5275	5294
CoF ₂	3004	3042	MoF ₃	6459	—
CoCl ₂	2707	2706	MoCl ₃	5246	5253
CoBr ₂	2640	2643	MoBr ₃	5156	—
CoI ₂	2569	2561	MoI ₃	5073	—
NiF ₂	3098	3089	MnF ₃	6017	—
NiCl ₂	2753	2786	MnCl ₃	5544	—
NiBr ₂	2729	2721	MnBr ₃	5448	—
NiI ₂	2607	2637	MnI ₃	5330	—
PdCl ₂	2778	2818	TcCl ₃	5270	—
PdBr ₂	2741	2751	TcBr ₃	5215	—
PdI ₂	2748	2760	TcI ₃	5188	—
CuF ₂	3046	3102	FeF ₃	5870	—
CuCl ₂	2774	2824	FeCl ₃	5364	5436
CuBr ₂	2715	2774	FeBr ₃	5333	5347
CuI ₂	2640	—	FeI ₃	5117	—
AgF ₂	2942	2967	RuCl ₃	5245	5257
ZnF ₂	3021	3053	RuBr ₃	5223	5232
ZnCl ₂	2703	2748	RuI ₃	5222	5235
ZnBr ₂	2648	2689	CoF ₃	5991	—
ZnI ₂	2581	2619	RhCl ₃	5641	5665
CdF ₂	2809	2830	IrF ₃	(6112)	—
CdCl ₂	2552	2565	IrBr ₃	(4794)	—
CdBr ₂	2507	2517	NiF ₃	(6111)	—
CdI ₂	2441	2455	AuF ₃	(5777)	—
HgF ₂	2757	—	AuCl ₃	(4605)	—
HgCl ₂	2657	2664	ZnCl ₃	5832	—
HgBr ₂	2628	2639	ZnBr ₃	5732	—
HgI ₂	2628	2624	ZnI ₃	5636	—
SnF ₂	2551	—	AlF ₃	5924	6252
SnCl ₂	2297	2310	AlCl ₃	5376	5513
SnBr ₂	2251	2256	AlBr ₃	5247	5360
SnI ₂	2193	2206	AlI ₃	5070	5227
PbF ₂	2535	2543	GaF ₃	5829	6238
PbCl ₂	2270	2282	GaCl ₃	5217	5665
PbBr ₂	2219	2230	GaBr ₃	4966	5569
PbI ₂	2163	2177	GaI ₃	4611	5496
ScF ₃	5492	5540	InCl ₃	4736	5183
ScCl ₃	4874	4901	InBr ₃	4535	5117
ScBr ₃	4729	4761	InI ₃	4234	5001
ScI ₃	4640	—	TlF ₃	5493	—
YF ₃	4983	—	TlCl ₃	5258	5278
YCl ₃	4506	4524	TlBr ₃	5171	—
YI ₃	4240	4258	TlI ₃	5088	—
TiF ₃	5644	—	AsBr ₃	5497	5365
TiCl ₃	5134	5153	AsI ₃	4824	5295
TiBr ₃	5012	5023	SbF ₃	5295	5324
TiI ₃	4845	—	SbCl ₃	5032	4857
ZrCl ₃	—	4791	SbBr ₃	4954	4776
ZrBr ₃	—	4758	SbI ₃	4867	4692
ZrI ₃	—	4591	BiCl ₃	4689	4707
VF ₃	5895	—	BiI ₃	3774	—
VCl ₃	5322	5329	LaF ₃	4682	—
VBr ₃	5214	5224	LaCl ₃	4263	4242
VI ₃	5121	5136	LaBr ₃	4209	—
NbCl ₃	5062	—	LaI ₃	3916	3986
NbBr ₃	4980	—	CeCl ₃	4394	4348
NbI ₃	4860	—	CeI ₃	—	4061
CrF ₃	6033	6065	PrCl ₃	4322	4387

Substance	Calc. U_{POT}	$U_{\text{POT}}^{\text{BHFC}}$	Substance	Calc. U_{POT}	$U_{\text{POT}}^{\text{BHFC}}$
PrI ₃	—	4101	RbH	686	684
NdCl ₃	4343	4415	CsH	648	653
SmCl ₃	4376	4450	VH	1184	(1344)
EuCl ₃	4393	4490	NbH	1163	(1633)
GdCl ₃	4406	4495	PdH	979	1368
DyCl ₃	4481	4529	CuH	828	1254
HoCl ₃	4501	4572	TiH	996	1407
ErCl ₃	4527	4591	ZrH	916	1590
TmCl ₃	4548	4608	HfH	904	—
TmI ₃	—	4340	LaH	828	—
YbCl ₃	—	4651	TaH	1021	—
AcCl ₃	4096	—	CrH	1050	—
UCl ₃	4243	—	NiH	929	—
NpCl ₃	4268	—	PtH	937	—
PuCl ₃	4289	—	AgH	941	—
PuBr ₃	(3959)	—	AuH	1033	1108
AmCl ₃	4293	—	TlH	745	—
TiF ₄	10012	9908	GeH	950	—
TiCl ₄	9431	—	PbH	778	—
TiBr ₄	9288	9059	BeH ₂	3205	3306
TiI ₄	9108	8918	MgH ₂	2791	2718
ZrF ₄	8853	8971	CaH ₂	2410	2406
ZrCl ₄	8021	8144	SrH ₂	2250	2265
ZrBr ₄	7661	7984	BaH ₂	2121	2133
ZrI ₄	7155	7801	ScH ₂	2711	2744
MoF ₄	8795	—	YH ₂	(2598)	2733
MoCl ₄	8556	9603	LaH ₂	2380	2522
MoBr ₄	8510	9500	CeH ₂	2414	2509
MoI ₄	8427	—	PrH ₂	2448	2405
SnCl ₄	8355	8930	NdH ₂	2464	2394
SnBr ₄	7970	8852	PmH ₂	2519	—
PbF ₄	9519	—	SmH ₂	2510	2389
CrF ₂ Cl	5795	—	GdH ₂	2494	2651
CrF ₂ Br	5753	—	AcH ₂	2372	—
CrF ₂ I	5669	—	ThH ₂	2711	2738
CrCl ₂ Br	5448	—	PuH ₂	2519	—
CrCl ₂ I	5381	5429	AmH ₂	2544	—
CrBr ₂ I	5330	5370	TiH ₂	2866	2864
CuFCl	2891	—	ZrH ₂	2711	2999
CuFBr	2853	—	CuH ₂	2941	—
CuFI	2803	—	ZnH ₂	2870	—
CuClBr	2753	—	HgH ₂	2707	—
CuClI	2694	—	AlH ₃	5924	5969
CuBrI	2669	—	FeH ₃	5724	—
FeF ₂ Cl	5711	—	ScH ₃	5439	—
FeF ₂ Br	5653	—	YH ₃	5063	4910
FeF ₂ I	5569	—	LaH ₃	4895	4493
FeCl ₂ Br	5339	—	FeH ₃	5724	—
FeCl ₂ I	5272	—	GaH ₃	5690	—
FeBr ₂ I	5209	—	InH ₃	5092	—
LiIO ₂ F ₂	845	—	TlH ₃	5092	—
NaIO ₂ F ₂	766	756	<i>Hydroselenides</i>		
KIO ₂ F ₂	699	689	NaHSe	703	732
RbIO ₂ F ₂	674	—	KHSe	644	712
CsIO ₂ F ₂	636	—	RbHSe	623	689
NH ₄ IO ₂ F ₂	678	—	CsHse	598	669
AgIO ₂ F ₂	736	685	<i>Hydrosulphides</i>		
<i>Hydrides</i>			LiHS	768	862
LiH	916	918	NaHS	723	771
NaH	807	807	RbHS	655	682
KH	711	713			

Substance	Calc. U_{POT}	$U_{\text{POT}}^{\text{BHFC}}$	Substance	Calc. U_{POT}	$U_{\text{POT}}^{\text{BHFC}}$
CsHS	628	657	CsNO ₃	648	650
NH ₄ HS	661	718	AgNO ₃	820	832
Ca(HS) ₂	2184	(2171)	TlNO ₃	690	707
Sr(HS) ₂	2063	—	Mg(NO ₃) ₂	2481	2521
Ba(HS) ₂	1979	(1956)	Ca(NO ₃) ₂	2268	2247
Hydroxides			Sr(NO ₃) ₂	2176	2151
LiOH	1021	1028	Ba(NO ₃) ₂	2062	2035
NaOH	887	892	Mn(NO ₃) _{3/2}	2318	2478
KOH	789	796	Fe(NO ₃) ₂	—	(2580)
RbOH	766	765	Co(NO ₃) ₂	2560	2647
CsOH	721	732	Ni(NO ₃) ₂	—	2729
Be(OH) ₂	3477	3620	Cu(NO ₃) ₂	—	2739
Mg(OH) ₂	2870	2998	Zn(NO ₃) ₂	2376	2649
Ca(OH) ₂	2506	2637	Cd(NO ₃) ₂	2238	2462
Sr(OH) ₂	2330	2474	Sn(NO ₃) ₂	2155	2254
Ba(OH) ₂	2142	2330	Pb(NO ₃) ₂	2067	2208
Ti(OH) ₂	—	2953	Nitrides		
Mn(OH) ₂	2909	3008	ScN	7547	7506
Fe(OH) ₂	2653	3044	LaN	6876	6793
Co(OH) ₂	2786	3109	TiN	8130	8033
Ni(OH) ₂	2832	3186	ZrN	7633	7723
Pd(OH) ₂	—	3189	VN	8283	8233
Cu(OH) ₂	2870	3229	NbN	7939	8022
CuOH	1006	—	CrN	8269	8358
AgOH	918	845	Nitrites		
AuOH	1033	—	NaNO ₂	774	772
TlOH	705	874	KNO ₂	699	687
Zn(OH) ₂	2795	3151	RbNO ₂	724	765
Cd(OH) ₂	2607	2909	CsNO ₂	690	—
Hg(OH) ₂	2669	—	Oxides		
Sn(OH) ₂	2489	2721	Li ₂ O	2799	2814
Pb(OH) ₂	2376	—	Na ₂ O	2481	2478
Sc(OH) ₃	5063	5602	K ₂ O	2238	2232
Y(OH) ₃	4707	—	Rb ₂ O	2163	2161
La(OH) ₃	4443	—	Cs ₂ O	2131	2063
Cr(OH) ₃	5556	6299	Cu ₂ O	3273	3189
Mn(OH) ₃	6213	—	Ag ₂ O	3002	2910
Al(OH) ₃	5627	—	Tl ₂ O	2659	2575
Ga(OH) ₃	5732	6368	LiO ₂	(878)	(872)
In(OH) ₃	5280	—	NaO ₂	799	821
Tl(OH) ₃	5314	—	KO ₂	741	751
Ti(OH) ₄	9456	—	RbO ₂	706	721
Zr(OH) ₄	8619	—	CsO ₂	679	696
Mn(OH) ₄	10933	—	Li ₂ O ₂	2592	2557
Sn(OH) ₄	9188	9879	Na ₂ O ₂	2309	22717
Imides			K ₂ O ₂	2114	2064
CaNH	3293	—	Rb ₂ O ₂	2025	1994
SrNH	3146	—	Cs ₂ O ₂	1948	1512
BaNH	2975	—	MgO ₂	3356	3526
Metavanadates			CaO ₂	3144	3132
Li ₃ VO ₄	3945	—	SrO ₂	3037	2977
Na ₃ VO ₄	3766	—	KO ₃	697	707
K ₃ VO ₄	3376	—	BeO	4514	4443
Rb ₃ VO ₄	3243	—	MgO	3795	3791
Cs ₃ VO ₄	3137	—	CaO	3414	3401
Nitrates			SrO	3217	3223
LiNO ₃	848	854	BaO	3029	3054
NaNO ₃	755	763	TiO	3832	3811
KNO ₃	685	694	VO	3932	3863
RbNO ₃	662	671	MnO	3724	3745

Substance	Calc. U_{POT}	$U_{\text{POT}}^{\text{BHFC}}$	Substance	Calc. U_{POT}	$U_{\text{POT}}^{\text{BHFC}}$
FeO	3795	3865	Ca(ClO ₄) ₂	1958	1971
CoO	3837	3910	Sr(ClO ₄) ₂	1862	1862
NiO	3908	4010	Ba(ClO ₄) ₂	1795	1769
PdO	3736	—	<i>Permanganates</i>		
CuO	4135	4050	NaMnO ₄	661	—
ZnO	4142	3971	KMnO ₄	607	—
CdO	3806	—	RbMnO ₄	586	—
HgO	3907	—	CsMnO ₄	565	—
GeO	3919	—	Ca(MnO ₄) ₂	1937	—
SnO	3652	—	Sr(MnO ₄) ₂	1845	—
PbO	3520	—	Ba(MnO ₄) ₂	1778	—
Sc ₂ O ₃	13557	13708	<i>Phosphates</i>		
Y ₂ O ₃	12705	—	Mg ₃ (PO ₄) ₂	11632	11407
La ₂ O ₃	12452	—	Ca ₃ (PO ₄) ₂	10602	10479
Ce ₂ O ₃	12661	—	Sr ₃ (PO ₄) ₂	10125	10075
Pr ₂ O ₃	12703	—	Ba ₃ (PO ₄) ₂	9652	9654
Nd ₂ O ₃	12736	—	MnPO ₄	7397	—
Pm ₂ O ₃	12811	—	FePO ₄	7251	7300
Sm ₂ O ₃	12878	—	BPO ₄	8201	—
Eu ₂ O ₃	12945	—	AlPO ₄	7427	7507
Gd ₂ O ₃	12996	—	GaPO ₄	7381	—
Tb ₂ O ₃	13071	—	<i>Selenides</i>		
Dy ₂ O ₃	13138	—	Li ₂ Se	2364	—
Ho ₂ O ₃	13180	—	Na ₂ Se	2130	—
Er ₂ O ₃	13263	—	K ₂ Se	1933	—
Tm ₂ O ₃	13322	—	Rb ₂ Se	1837	—
Yb ₂ O ₃	13380	—	Cs ₂ Se	1745	—
Lu ₂ O ₃	13665	—	Ag ₂ Se	2686	—
Ac ₂ O ₃	12573	—	Tl ₂ Se	2209	—
Ti ₂ O ₃	—	14149	BeSe	3431	—
V ₂ O ₃	15096	14520	MgSe	3071	—
Cr ₂ O ₃	15276	14957	CaSe	2858	2862
Mn ₂ O ₃	15146	15035	SrSe	2736	—
Fe ₂ O ₃	14309	14774	BaSe	2611	—
Al ₂ O ₃	15916	—	MnSe	3176	—
Ga ₂ O ₃	15590	15220	<i>Selenites</i>		
In ₂ O ₃	13928	—	Li ₂ SeO ₃	2171	—
Pb ₂ O ₃	(14841)	—	Na ₂ SeO ₃	1950	1916
CeO ₂	9627	—	K ₂ SeO ₃	1774	1749
ThO ₂	10397	—	Rb ₂ SeO ₃	1715	1675
PaO ₂	10573	—	Cs ₂ SeO ₃	1640	—
VO ₂ (g)	10644	—	Tl ₂ SeO ₃	1879	—
NpO ₂	10707	—	Ag ₂ SeO ₃	2113	2148
PuO ₂	10786	—	BeSeO ₃	3322	—
AmO ₂	10799	—	MgSeO ₃	3012	2998
CmO ₂	10832	—	CaSeO ₃	2732	—
TiO ₂	12150	—	SrSeO ₃	2586	2588
ZrO ₂	11188	—	BaSeO ₃	2460	2451
MoO ₂	11648	—	<i>Selenates</i>		
MnO ₂	12970	—	Li ₂ SeO ₄	2054	—
SiO ₂	13125	—	Na ₂ SeO ₄	1879	—
GeO ₂	12828	—	K ₂ SeO ₄	1732	—
SnO ₂	11807	—	Rb ₂ SeO ₄	1686	—
PbO ₂	11217	—	Cs ₂ SeO ₄	1615	—
<i>Perchlorates</i>			Cu ₂ SeO ₄	2201	—
LiClO ₄	709	715	Ag ₂ SeO ₄	2033	—
NaClO ₄	643	641	Tl ₂ SeO ₄	1766	—
KClO ₄	599	595	Hg ₂ SeO ₄	2163	—
RbClO ₄	564	576	BeSeO ₄	3448	—
CsClO ₄	636	550			
NH ₄ ClO ₄	583	580			

Substance	Calc. U_{POT}	$U_{\text{POT}}^{\text{BHFC}}$	Substance	Calc. U_{POT}	$U_{\text{POT}}^{\text{BHFC}}$
MgSeO ₄	2895	—	Cs ₂ PdCl ₆	1426	—
CaSeO ₄	2632	—	Rb ₂ PbCl ₆	1343	1343
SrSeO ₄	2489	—	Cs ₂ PbCl ₆	1344	—
<i>Sulphates</i>			(NH ₄) ₂ PbCl ₆	1355	—
Li ₂ SO ₄	2229	2142	K ₂ PtCl ₆	1468	1471
Na ₂ SO ₄	1827	1938	Rb ₂ PtCl ₆	1464	—
K ₂ SO ₄	1700	1796	Cs ₂ PtCl ₆	1444	—
Rb ₂ SO ₄	1636	1748	(NH ₄) ₂ PtCl ₆	1468	—
Cs ₂ SO ₄	1596	1658	Tl ₂ PtCl ₆	1546	—
(NH ₄) ₂ SO ₄	1766	1777	Ag ₂ PtCl ₆	1773	1881
Cu ₂ SO ₄	2276	2166	BaPtCl ₆	2047	2070
Ag ₂ SO ₄	2104	1989	K ₂ PtBr ₆	1423	1392
Tl ₂ SO ₄	1828	1722	Ag ₂ PtBr ₆	1791	2276
Hg ₂ SO ₄	—	2127	K ₂ PtI ₆	1421	—
CaSO ₄	2489	2480	K ₂ ReCl ₆	1416	1442
SrSO ₄	2577	2484	Rb ₂ ReCl ₆	1414	—
BaSO ₄	2469	2374	Cs ₂ ReCl ₆	1398	—
MnSO ₄	2920	2825	K ₂ ReBr ₆	1375	1375
<i>Sulphides</i>			K ₂ SiF ₆	1670	1765
Li ₂ S	2464	2472	Rb ₂ SiF ₆	1639	1673
Na ₂ S	2192	2203	Cs ₂ SiF ₆	1604	1498
K ₂ S	1979	(2052)	Tl ₂ SiF ₆	1675	—
Rb ₂ S	1929	1949	K ₂ SnCl ₆	1363	1390
Cs ₂ S	1892	1850	Rb ₂ SnCl ₆	1361	1363
(NH ₄) ₂ S	2008	(2026)	Cs ₂ SnCl ₆	1358	—
Cu ₂ S	2786	2865	Tl ₂ SnCl ₆	1437	—
Ag ₂ S	2606	2677	(NH ₄) ₂ SnCl ₆	1370	1344
Au ₂ S	2908	—	Rb ₂ SnBr ₆	1309	—
Tl ₂ S	2298	2258	Cs ₂ SnBr ₆	1306	—
<i>Ternary Salts</i>			Rb ₂ SnI ₆	1226	—
Cs ₂ CuCl ₄	1393	—	Cs ₂ SnBr ₆	1243	—
Rb ₂ ZnCl ₄	1529	—	K ₂ TeCl ₆	1318	1320
Cs ₂ ZnCl ₄	1492	—	Rb ₂ TeCl ₆	1321	—
Rb ₂ ZnBr ₄	1498	—	Cs ₂ TeCl ₆	1323	—
Cs ₂ ZnBr ₄	1454	—	Tl ₂ TeCl ₆	1392	—
Cs ₂ ZnI ₄	1386	—	(NH ₄) ₂ TeCl ₆	1318	—
CsGaCl ₄	494	—	K ₂ RuCl ₆	1451	—
NaAlCl ₄	556	—	Rb ₂ CoF ₆	1688	—
CsAlCl ₄	486	—	Cs ₂ CoF ₆	1632	—
NaFeCl ₄	492	—	K ₂ NiF ₆	1721	—
Rb ₂ CoCl ₄	1447	—	Rb ₂ NiF ₆	1688	—
Cs ₂ CoCl ₄	1391	—	Rb ₂ SbCl ₆	1357	—
K ₂ PtCl ₄	1574	1550	Rb ₂ SeCl ₆	1409	—
Cs ₂ GeF ₆	1573	—	Cs ₂ SeCl ₆	1397	—
(NH ₄) ₄ GeF ₆	1657	—	(NH ₄) ₂ SeCl ₆	1420	—
Cs ₂ GeCl ₆	1404	1419	(NH ₄) ₂ PoCl ₆	1338	—
K ₂ HfCl ₆	1345	1461	Cs ₂ PoBr ₆	1286	—
K ₂ IrCl ₆	1442	1440	Cs ₂ CrF ₆	1603	—
Na ₂ MoCl ₆	1526	1504	Rb ₂ MnF ₆	1688	—
K ₂ MoCl ₆	1418	1412	Cs ₂ MnF ₆	1620	—
Rb ₂ MoCl ₆	1399	1399	K ₂ MnCl ₆	1462	—
Cs ₂ MoCl ₆	1347	1347	Rb ₂ MnCl ₆	1451	—
K ₂ NbCl ₆	1375	1398	(NH ₄) ₂ MnCl ₆	1464	—
Rb ₂ NbCl ₆	1371	1385	Cs ₂ TeBr ₆	1306	—
Cs ₂ NbCl ₆	1381	1344	Cs ₂ TeI ₆	1246	—
K ₂ OsCl ₆	1447	1447	K ₂ TiCl ₆	1412	1447
Cs ₂ OsCl ₆	1409	—	Rb ₂ TiCl ₆	1415	1416
K ₂ OsBr ₆	1396	—	Cs ₂ TiCl ₆	1402	1384
K ₂ PdCl ₆	1481	1493	Tl ₂ TiCl ₆	1560	1553
Rb ₂ PdCl ₆	1449	—	K ₂ TiBr ₆	1379	1379
			Rb ₂ TiBr ₆	1341	1331

Substance	Calc. U_{POT}	$U_{\text{POT}}^{\text{BHFC}}$	Substance	Calc. U_{POT}	$U_{\text{POT}}^{\text{BHFC}}$
Cs_2TiBr_6	1339	1306	<i>Thiocyanates</i>		
Na_2UBr_6	1504	—	LiCNS	764	(765)
K_2UBr_6	1484	—	NaCNS	682	682
Rb_2UBr_6	1473	—	KCNS	623	616
Cs_2UBr_6	1459	—	RbCNS	623	619
K_2WCl_6	1398	1423	CsCNS	623	568
Rb_2WCl_6	1397	1434	NH_4CNS	605	611
Cs_2WCl_6	1392	1366	$\text{Ca}(\text{CNS})_2$	2184	2118
K_2WBr_6	1408	1408	$\text{Sr}(\text{CNS})_2$	2063	1957
Rb_2WBr_6	1361	1391	$\text{Ba}(\text{CNS})_2$	1979	1852
Cs_2WBr_6	1362	1332	$\text{Mn}(\text{CNS})_2$	2280	2351
K_2ZrCl_6	1339	1371	$\text{Zn}(\text{CNS})_2$	2335	2560
Rb_2ZrCl_6	1341	—	$\text{Cd}(\text{CNS})_2$	2201	2374
Cs_2ZrCl_6	1339	1307	$\text{Hg}(\text{CNS})_2$	2146	2492
<i>Tellurides</i>			$\text{Sn}(\text{CNS})_2$	2117	2142
Li_2Te	2212	—	$\text{Pb}(\text{CNS})_2$	2058	—
Na_2Te	1997	2095	<i>Vanadates</i>		
K_2Te	1830	—	LiVO_3	810	—
Rb_2Te	1837	—	NaVO_3	761	—
Cs_2Te	1745	—	KVO_3	686	—
Cu_2Te	2706	2683	RbVO_3	657	—
Ag_2Te	2607	2600	CsVO_3	628	—
Tl_2Te	2084	2172			
BeTe	3319	—			
MgTe	2878	3081			
CaTe	2721	—			

TABLE 2. Thermochemical Radii (nm)

Ion	Radius		Ion	Radius	
<i>Singly Charged Anions</i>			GaCl_4^-	0.328	± 0.019
AgF_4^-	0.231	± 0.019	H^-	0.148	± 0.019
AlBr_4^-	0.321	± 0.023	H_2AsO_4^-	0.227	± 0.019
AlCl_4^-	0.317	± 0.019	H_2PO_4^-	0.213	± 0.019
AlF_4^-	0.214	± 0.023	HCO_2^-	0.200	± 0.019
AlH_4^-	0.226	± 0.019	HCO_3^-	0.207	± 0.019
AlI_4^-	0.374	± 0.019	HF_2^-	0.172	± 0.019
AsF_6^-	0.243	± 0.019	HSO_4^-	0.221	± 0.019
AsO_2^-	0.211	± 0.019	I^-	0.211	± 0.019
$\text{Au}(\text{CN})_2^-$	0.266	± 0.019	I_2Br^-	0.261	± 0.019
AuCl_4^-	0.288	± 0.019	I_3^-	0.272	± 0.019
AuF_4^-	0.240	± 0.019	I_4^-	0.300	± 0.019
AuF_6^-	0.235	± 0.038	IBr_2^-	0.251	± 0.019
$\text{B}(\text{OH})_4^-$	0.229	± 0.019	ICl_2^-	0.235	± 0.019
BF_4^-	0.205	± 0.019	ICl_4^-	0.307	± 0.019
BH_4^-	0.205	± 0.019	IO_2F_2^-	0.233	± 0.019
Br^-	0.190	± 0.019	IO_3^-	0.218	± 0.019
BrF_4^-	0.231	± 0.019	IO_4^-	0.231	± 0.019
BrO_3^-	0.214	± 0.019	IrF_6^-	0.242	± 0.019
CF_3SO_3^-	0.230	± 0.049	MnO_4^-	0.220	± 0.019
CH_3CO_2^-	0.194	± 0.019	MoF_6^-	0.241	± 0.019
Cl^-	0.168	± 0.019	MoOF_5^-	0.241	± 0.019
ClO_2^-	0.195	± 0.019	N_3^-	0.180	± 0.019
ClO_3^-	0.208	± 0.019	NCO^-	0.193	± 0.019
ClO_4^-	0.225	± 0.019	NbCl_6^-	0.338	± 0.049
ClS_2O_6^-	0.260	± 0.049	NbF_6^-	0.254	± 0.019
CN^-	0.187	± 0.023	$\text{Nb}_2\text{F}_{11}^-$	0.311	± 0.038
Cr_3O_8^-	0.276	± 0.019	NbO_3^-	0.194	± 0.019
CuBr_4^-	0.315	± 0.019	NH_2^-	0.168	± 0.019
F^-	0.126	± 0.019	$\text{NH}_2\text{CH}_2\text{COO}^-$	0.252	± 0.019
FeCl_4^-	0.317	± 0.019	NO_2^-	0.187	± 0.019

Ion	Radius	
NO_3^-	0.200	± 0.019
O_2^-	0.165	± 0.019
O_3^-	0.199	± 0.034
OH^-	0.152	± 0.019
OsF_6^-	0.252	± 0.020
PaF_6^-	0.249	± 0.019
PdF_6^-	0.252	± 0.019
PF_6^-	0.242	± 0.019
PO_3^-	0.204	± 0.019
PtF_6^-	0.247	± 0.019
PuF_5^-	0.239	± 0.019
ReF_6^-	0.240	± 0.019
ReO_4^-	0.227	± 0.019
RuF_6^-	0.242	± 0.019
S_6^-	0.305	± 0.019
SCN^-	0.209	± 0.019
SbCl_6^-	0.320	± 0.019
SbF_6^-	0.252	± 0.019
$\text{Sb}_2\text{F}_{11}^-$	0.312	± 0.038
$\text{Sb}_3\text{F}_{14}^-$	0.374	± 0.038
SeCl_5^-	0.258	± 0.038
SeCN^-	0.230	± 0.019
SeH^-	0.195	± 0.019
SH^-	0.191	± 0.019
SO_3F^-	0.214	± 0.019
S_3N_3^-	0.231	± 0.038
$\text{S}_3\text{N}_3\text{O}_4^-$	0.252	± 0.038
TaCl_6^-	0.352	± 0.019
TaF_6^-	0.250	± 0.019
TaO_3^-	0.192	± 0.019
UF_6^-	0.301	± 0.019
VF_6^-	0.235	± 0.019
VO_3^-	0.201	± 0.019
WCl_6^-	0.337	± 0.019
WF_6^-	0.246	± 0.019
WOF_5^-	0.241	± 0.019

Doubly Charged Anions

AmF_6^{2-}	0.255	± 0.019
$\text{Bi}_2\text{Br}_8^{2-}$	0.392	± 0.055
$\text{Bi}_6\text{Cl}_{20}^{2-}$	0.501	± 0.073
CdCl_4^{2-}	0.307	± 0.019
CeCl_6^{2-}	0.352	± 0.019
CeF_6^{2-}	0.249	± 0.019
CO_3^{2-}	0.189	± 0.019
CoCl_4^{2-}	0.306	± 0.019
CoF_4^{2-}	0.209	± 0.019
CoF_6^{2-}	0.256	± 0.019
$\text{Cr}_2\text{O}_7^{2-}$	0.292	± 0.019
CrF_6^{2-}	0.253	± 0.019
CrO_4^{2-}	0.229	± 0.019
CuCl_4^{2-}	0.304	± 0.019
CuF_4^{2-}	0.213	± 0.019
GeCl_6^{2-}	0.335	± 0.019
GeF_6^{2-}	0.244	± 0.019
HfF_6^{2-}	0.248	± 0.019
HgI_4^{2-}	0.377	± 0.019
IrCl_6^{2-}	0.332	± 0.019
MnCl_6^{2-}	0.314	± 0.031
MnF_4^{2-}	0.219	± 0.019
MnF_6^{2-}	0.241	± 0.019
MoBr_6^{2-}	0.364	± 0.019

Ion	Radius	
MoCl_6^{2-}	0.338	± 0.019
MoF_6^{2-}	0.274	± 0.019
MoO_4^{2-}	0.231	± 0.019
NbCl_6^{2-}	0.343	± 0.019
NH^{2-}	0.128	± 0.019
Ni(CN)_4^{2-}	0.322	± 0.019
NiF_4^{2-}	0.211	± 0.019
NiF_6^{2-}	0.249	± 0.019
O^{2-}	0.141	± 0.019
O_2^{2-}	0.167	± 0.019
OsBr_6^{2-}	0.365	± 0.019
OsCl_6^{2-}	0.336	± 0.019
OsF_6^{2-}	0.276	± 0.019
PbCl_4^{2-}	0.279	± 0.019
PbCl_6^{2-}	0.347	± 0.019
PbF_6^{2-}	0.268	± 0.019
PdBr_6^{2-}	0.354	± 0.019
PdCl_4^{2-}	0.313	± 0.019
PdCl_6^{2-}	0.333	± 0.019
PdF_6^{2-}	0.252	± 0.019
PoBr_6^{2-}	0.380	± 0.019
PoI_6^{2-}	0.428	± 0.019
$\text{Pt(NO}_2)_3\text{Cl}_3^{2-}$	0.364	± 0.019
$\text{Pt(NO}_2)_4\text{Cl}_2^{2-}$	0.383	± 0.019
Pt(OH)_2^{2-}	0.333	± 0.019
Pt(SCN)_6^{2-}	0.451	± 0.019
PtBr_4^{2-}	0.324	± 0.019
PtBr_6^{2-}	0.363	± 0.019
PtCl_4^{2-}	0.307	± 0.019
PtCl_6^{2-}	0.333	± 0.019
PtF_6^{2-}	0.245	± 0.019
PuCl_6^{2-}	0.349	± 0.019
ReBr_6^{2-}	0.371	± 0.019
ReCl_6^{2-}	0.337	± 0.019
ReF_6^{2-}	0.256	± 0.019
ReF_8^{2-}	0.276	± 0.019
ReH_9^{2-}	0.257	± 0.019
ReI_6^{2-}	0.421	± 0.026
RhF_6^{2-}	0.240	± 0.019
RuCl_6^{2-}	0.336	± 0.019
RuF_6^{2-}	0.248	± 0.019
S^{2-}	0.189	± 0.019
$\text{S}_2\text{O}_3^{2-}$	0.251	± 0.019
$\text{S}_2\text{O}_4^{2-}$	0.262	± 0.019
$\text{S}_2\text{O}_5^{2-}$	0.270	± 0.019
$\text{S}_2\text{O}_6^{2-}$	0.283	± 0.019
$\text{S}_2\text{O}_7^{2-}$	0.275	± 0.019
$\text{S}_2\text{O}_8^{2-}$	0.291	± 0.019
$\text{S}_3\text{O}_6^{2-}$	0.302	± 0.019
$\text{S}_4\text{O}_6^{2-}$	0.325	± 0.019
$\text{S}_6\text{O}_6^{2-}$	0.382	± 0.019
ScF_6^{2-}	0.276	± 0.019
Se^{2-}	0.181	± 0.019
SeBr_6^{2-}	0.363	± 0.019
SeCl_6^{2-}	0.336	± 0.019
SeO_4^{2-}	0.229	± 0.019
SiF_6^{2-}	0.248	± 0.019
SiO_3^{2-}	0.195	± 0.019
SmF_4^{2-}	0.218	± 0.019
Sn(OH)_6^{2-}	0.279	± 0.020
SnBr_6^{2-}	0.374	± 0.019

Ion	Radius	
SnCl ₆ ²⁻	0.345	± 0.019
SnF ₆ ²⁻	0.265	± 0.019
SnI ₆ ²⁻	0.427	± 0.019
SO ₃ ²⁻	0.204	± 0.019
SO ₄ ²⁻	0.218	± 0.019
TcBr ₆ ²⁻	0.363	± 0.019
TcCl ₆ ²⁻	0.337	± 0.019
TcF ₆ ²⁻	0.244	± 0.019
TcH ₉ ²⁻	0.260	± 0.019
TcI ₆ ²⁻	0.419	± 0.019
Te ²⁻	0.220	± 0.019
TeBr ₆ ²⁻	0.383	± 0.019
TeCl ₆ ²⁻	0.353	± 0.019
TeI ₆ ²⁻	0.430	± 0.019
TeO ₄ ²⁻	0.238	± 0.019
Th(NO ₃) ₆ ²⁻	0.424	± 0.019
ThCl ₆ ²⁻	0.360	± 0.019
ThF ₆ ²⁻	0.263	± 0.019
TiBr ₆ ²⁻	0.356	± 0.019
TiCl ₆ ²⁻	0.335	± 0.019
TiF ₆ ²⁻	0.252	± 0.019
UCl ₆ ²⁻	0.354	± 0.019
UF ₆ ²⁻	0.256	± 0.019
VO ₃ ²⁻	0.204	± 0.019
WBr ₆ ²⁻	0.363	± 0.019
WCl ₆ ²⁻	0.339	± 0.019
WO ₄ ²⁻	0.237	± 0.019
WOCl ₅ ²⁻	0.334	± 0.019
ZnBr ₄ ²⁻	0.335	± 0.019
ZnCl ₄ ²⁻	0.306	± 0.019
ZnF ₄ ²⁻	0.219	± 0.019
ZnI ₄ ²⁻	0.384	± 0.019
ZrBr ₄ ²⁻	0.334	± 0.019
ZrCl ₄ ²⁻	0.306	± 0.019
ZrCl ₆ ²⁻	0.348	± 0.019
ZrF ₆ ²⁻	0.258	± 0.019

Multi-Charged Anions

AlH ₆ ³⁻	0.256	± 0.042
AsO ₄ ³⁻	0.237	± 0.042
CdBr ₆ ⁴⁻	0.374	± 0.038
CdCl ₆ ⁴⁻	0.352	± 0.038
CeF ₆ ³⁻	0.278	± 0.038
CeF ₇ ³⁻	0.282	± 0.038
Co(CN) ₆ ³⁻	0.349	± 0.038
Co(NO ₂) ₆ ³⁻	0.343	± 0.038
CoCl ₅ ³⁻	0.320	± 0.038
CoF ₆ ³⁻	0.258	± 0.042
Cr(CN) ₆ ³⁻	0.351	± 0.038
CrF ₆ ³⁻	0.254	± 0.042
Cu(CN) ₄ ³⁻	0.312	± 0.038
Fe(CN) ₆ ³⁻	0.347	± 0.038
FeF ₆ ³⁻	0.298	± 0.042
HfF ₇ ³⁻	0.277	± 0.042
InF ₆ ³⁻	0.268	± 0.038
Ir(CN) ₆ ³⁻	0.347	± 0.038
Ir(NO ₂) ₆ ³⁻	0.338	± 0.038
Mn(CN) ₆ ³⁻	0.350	± 0.038
Mn(CN) ₆ ⁵⁻	0.401	± 0.042
MnCl ₆ ⁴⁻	0.349	± 0.038
N ³⁻	0.180	± 0.042
Ni(NO ₂) ₆ ³⁻	0.342	± 0.038

Ion	Radius	
Ni(NO ₂) ₆ ⁴⁻	0.383	± 0.038
NiF ₆ ³⁻	0.250	± 0.042
O ₃ ³⁻	0.288	± 0.038
P ³⁻	0.224	± 0.042
PaF ₈ ³⁻	0.299	± 0.042
PO ₄ ³⁻	0.230	± 0.042
PrF ₆ ³⁻	0.281	± 0.038
Rh(NO ₂) ₆ ³⁻	0.345	± 0.038
Rh(SCN) ₆ ³⁻	0.428	± 0.042
TaF ₈ ³⁻	0.284	± 0.042
TbF ₇ ³⁻	0.290	± 0.038
Tc(CN) ₆ ⁵⁻	0.410	± 0.042
ThF ₇ ³⁻	0.282	± 0.042
TiBr ₆ ³⁻	0.315	± 0.038
TiF ₆ ³⁻	0.271	± 0.038
UF ₇ ³⁻	0.285	± 0.042
YF ₆ ³⁻	0.275	± 0.038
ZrF ₇ ³⁻	0.273	± 0.038

Singly Charged Cations

N(CH ₃) ₄ ⁺	0.234	± 0.019
N ₂ H ₅ ⁺	0.158	± 0.019
N ₂ H ₆ ²⁺	0.158	± 0.029
NH(C ₂ H ₅) ₃ ⁺	0.274	± 0.019
NH ₃ C ₂ H ₅ ⁺	0.193	± 0.019
NH ₃ C ₃ H ₇ ⁺	0.225	± 0.019
NH ₃ CH ₃ ⁺	0.177	± 0.019
NH ₃ OH ⁺	0.147	± 0.019
NH ₄ ⁺	0.136	± 0.019
NH ₃ C ₂ H ₄ OH ⁺	0.203	± 0.019
As ₃ S ₄ ⁺	0.244	± 0.027
As ₃ Se ₄ ⁺	0.253	± 0.027
AsCl ₄ ⁺	0.221	± 0.027
Br ₂ ⁺	0.155	± 0.027
Br ₃ ⁺	0.204	± 0.027
Br ₃ ⁻	0.238	± 0.027
Br ₅ ⁻	0.229	± 0.027
BrClCNH ₂ ⁺	0.175	± 0.027
BrF ₂ ⁺	0.183	± 0.027
BrF ₄ ⁺	0.172	± 0.027
C ₁₀ F ₈ ⁺	0.265	± 0.027
C ₆ F ₆ ⁺	0.228	± 0.027
Cl(SNSCN) ₂ ⁺	0.347	± 0.027
Cl ₂ C=NH ₂ ⁺	0.173	± 0.027
Cl ₂ F ⁺	0.165	± 0.027
Cl ₃ ⁺	0.182	± 0.027
ClF ₂ ⁺	0.147	± 0.027
ClO ₂ ⁺	0.118	± 0.027
GaBr ₄ ⁻	0.317	± 0.038
I ₂ ⁺	0.185	± 0.027
I ₃ ⁺	0.225	± 0.027
I ₅ ⁺	0.263	± 0.027
IBr ₂ ⁺	0.196	± 0.027
ICl ₂ ⁺	0.175	± 0.036
IF ₆ ⁺	0.209	± 0.027
N(S ₃ N ₂) ₂ ⁺	0.258	± 0.027
N(SCl) ₂ ⁺	0.186	± 0.027
N(SeCl) ₂ ⁺	0.246	± 0.027
N(SF ₂) ₂ ⁺	0.214	± 0.027
N ₂ F ⁺	0.156	± 0.027
NO ⁺	0.145	± 0.027
NO ₂ ⁺	0.153	± 0.027

Ion	Radius		Ion	Radius	
O ₂ ⁺	0.140	± 0.027	(SNPMe ₃) ₃ ⁺	0.308	± 0.027
O ₂ (SCCF ₃ Cl) ₂ ⁺	0.275	± 0.027	SNSC(CH ₃)N ⁺	0.225	± 0.027
ONCH ₃ CF ₃ ⁺	0.200	± 0.027	SNSC(CN)CH ⁺	0.209	± 0.027
OsOF ₅ ⁻	0.246	± 0.038	SNSC(Ph)N ⁺	0.251	± 0.027
P(CH ₃) ₃ Cl ⁺	0.197	± 0.027	SNSC(Ph)NS ₃ N ₂ ⁺	0.327	± 0.027
P(CH ₃) ₃ D ⁺	0.196	± 0.027	SNSC(PhCH ₃)N ⁺	0.264	± 0.027
PCl ₄ ⁺	0.235	± 0.027	(Te(N(SiMe ₃) ₂) ₂) ⁺	0.371	± 0.027
ReOF ₅ ⁻	0.245	± 0.038	Te(N ₃) ₃ ⁺	0.226	± 0.027
S(CH ₃) ₂ Cl ⁺	0.207	± 0.027	Te ₄ Nb ₃ O ₂ Te ₂ I ₆ ⁺	0.407	± 0.027
S(N(C ₂ H ₅) ₃) ₃ ⁺	0.439	± 0.027	TeBr ₃ ⁺	0.235	± 0.027
S ₂ (CH ₃) ₂ Cl ⁺	0.265	± 0.027	TeCl ₃ ⁺	0.216	± 0.027
S ₂ (CH ₃) ₂ CN ⁺	0.223	± 0.027	TeCl ₃ (15-crown-5) ⁺	0.282	± 0.027
S ₂ (CH ₃) ₃ ⁺	0.233	± 0.027	TeI ₃ ⁺	0.243	± 0.027
S ₂ Br ₅ ⁺	0.267	± 0.027	Xe ₂ F ₁₁ ⁺	0.266	± 0.027
S ₂ N ⁺	0.159	± 0.034	Xe ₂ F ₃ ⁺	0.221	± 0.027
S ₂ N ₂ C ₂ H ₃ ⁺	0.211	± 0.027	XeF ⁺	0.174	± 0.027
S ₂ NC ₂ (PhCH ₃) ₂ ⁺	0.310	± 0.027	XeF ₃ ⁺	0.183	± 0.027
S ₂ NC ₃ H ₄ ⁺	0.218	± 0.027	XeF ₅ ⁺	0.186	± 0.027
S ₂ NC ₄ H ₈ ⁺	0.225	± 0.027	XeOF ₃ ⁺	0.186	± 0.027
S ₃ (CH ₃) ₃ ⁺	0.239	± 0.027	<i>Doubly Charged Cations</i>		
S ₃ Br ₃ ⁺	0.245	± 0.027	Co ₂ S ₂ (CO) ₆ ²⁺	0.263	± 0.035
S ₃ C ₃ H ₇ ⁺	0.199	± 0.027	FeW(Se) ₂ (CO) ₂ ²⁺	0.260	± 0.035
S ₃ C ₄ F ₆ ⁺	0.261	± 0.027	I ₄ ²⁺	0.207	± 0.035
S ₃ CF ₃ CN ⁺	0.263	± 0.027	Mo(Te ₃)(CO) ₄ ²⁺	0.234	± 0.035
S ₃ Cl ₃ ⁺	0.233	± 0.027	S ₁₉ ²⁺	0.292	± 0.035
S ₃ N ₂ ⁺	0.201	± 0.027	S ₂ (S(CH ₃) ₂) ₂ ²⁺	0.230	± 0.035
S ₃ N ₂ Cl ⁺	0.232	± 0.027	S ₂ I ₄ ²⁺	0.231	± 0.035
S ₄ N ₃ ⁺	0.231	± 0.027	S ₃ N ₂ ²⁺	0.184	± 0.035
S ₄ N ₃ (Ph) ₂ ⁺	0.316	± 0.027	S ₃ NCCNS ₃ ²⁺	0.220	± 0.035
S ₄ N ₄ H ⁺	0.178	± 0.027	S ₃ Se ²⁺	0.326	± 0.035
S ₅ N ₅ ⁺	0.257	± 0.027	S ₄ N ₄ ²⁺	0.186	± 0.035
S ₇ I ⁺	0.262	± 0.027	S ₆ N ₄ ²⁺	0.232	± 0.035
Sb(NPPPh ₃) ₄ ⁺	0.518	± 0.027	S ₈ ²⁺	0.182	± 0.035
SBr ₃ ⁺	0.220	± 0.027	Se ₁₀ ²⁺	0.253	± 0.035
SCH ₃ O ₃ ⁺	0.183	± 0.027	Se ₁₇ ²⁺	0.236	± 0.035
SCH ₃ P(CH ₃) ₃ ⁺	0.248	± 0.027	Se ₁₉ ²⁺	0.296	± 0.035
SCH ₃ PCH ₃ Cl ₂ ⁺	0.205	± 0.027	Se ₂ I ₄ ²⁺	0.218	± 0.035
SCl(C ₂ H ₅) ₂ ⁺	0.207	± 0.027	Se ₃ N ₂ ²⁺	0.182	± 0.035
SCl ₂ CF ₃ ⁺	0.207	± 0.027	Se ₃ ²⁺	0.152	± 0.035
SCl ₂ CH ₃ ⁺	0.204	± 0.027	Se ₄ S ₂ N ₄ ²⁺	0.224	± 0.035
SCl ₃ ⁺	0.185	± 0.027	Se ₈ ²⁺	0.186	± 0.035
Se ₃ Br ₃ ⁺	0.253	± 0.027	SeN ₂ S ₂ ²⁺	0.182	± 0.035
Se ₃ Cl ₃ ⁺	0.245	± 0.027	(SNP(C ₂ H ₅) ₃) ₂ ²⁺	0.312	± 0.035
Se ₃ N ₂ ⁺	0.288	± 0.042	TaBr ₆ ⁻	0.351	± 0.049
Se ₃ NC ₁₂ ⁺	0.163	± 0.027	Te(trtu) ₄ ²⁺	0.328	± 0.035
Se ₆ I ⁺	0.260	± 0.027	Te(tu) ₄ ²⁺	0.296	± 0.035
SeBr ₃ ⁺	0.182	± 0.027	Te ₂ (esu) ₄ Br ₂ ²⁺	0.356	± 0.035
SeCl ₃ ⁺	0.192	± 0.027	Te ₂ (esu) ₄ Cl ₂ ²⁺	0.361	± 0.035
SeF ₃ ⁺	0.179	± 0.027	Te ₂ (esu) ₄ I ₂ ²⁺	0.342	± 0.035
SeI ₃ ⁺	0.238	± 0.027	Te ₂ Se ₂ ²⁺	0.192	± 0.035
SeN ₂ Cl ⁺	0.196	± 0.027	Te ₂ Se ₄ ²⁺	0.222	± 0.035
SeNCl ₂ ⁺	0.157	± 0.027	Te ₂ Se ₈ ²⁺	0.252	± 0.035
(SeNMe ₃) ₃ ⁺	0.406	± 0.027	Te ₃ S ₃ ²⁺	0.217	± 0.035
SeS ₂ N ₂ ⁺	0.282	± 0.042	Te ₃ Se ²⁺	0.193	± 0.035
SF(C ₆ F ₅) ₂ ⁺	0.294	± 0.027	Te ₄ ²⁺	0.169	± 0.035
SF ₂ CF ₃ ⁺	0.198	± 0.027	Te ₈ ²⁺	0.187	± 0.035
SF ₂ N(CH ₃) ₂ ⁺	0.210	± 0.027	W(CO) ₆ (h3-Te) ²⁺	0.234	± 0.035
SF ₃ ⁺	0.172	± 0.027	W ₂ (CO) ₁₀ Se ₄ ²⁺	0.290	± 0.035
SFS(C(CF ₃) ₂) ₂ ⁺	0.275	± 0.027	<i>Multi-Charged Cations</i>		
SH ₂ C ₃ H ₇ ⁺	0.210	± 0.027	I ₁₅ ³⁺	0.442	± 0.051
SN ⁺	0.158	± 0.027	Te ₂ (su) ₆ ⁴⁺	0.453	± 0.034
SNCl ₅ (CH ₃ CN) ⁻	0.290	± 0.038			

Ligand abbreviations: su = selenourea; esu = ethyleneselenourea; tu = thiourea; ph = phenyl.

TABLE 3. Ancillary Thermochemical Data
(kJ mol⁻¹)

Species	State	$\Delta_f H^\circ$
AsO ₄ ³⁻	g	(289)
BrO ₃ ⁻	g	-145
ClO ₄ ⁻	g	-344
CN ⁻	g	66
CO ₃ ²⁻	g	-321
Fe(NO ₃) ₂	c	(-448)
HF ₂ ⁻	g	-774
HfCl ₆ ²⁻	g	-1640
IO ₂ F ₂ ⁻	g	-693
IO ₃ ⁻	g	-208
IrCl ₆ ²⁻	g	-785
LiCH ₃ O ₂	c	(-745)
NbCl ₆ ²⁻	g	-1224
NH ₂ CH ₂ CO ₂ ⁻	g	-564
O ₂ ²⁻	g	553
PdCl ₆ ²⁻	g	-749
PO ₄ ³⁻	g	291
PtCl ₆ ²⁻	g	-774
ReBr ₆ ²⁻	g	-689
ReCl ₆ ²⁻	g	-919
Ti(OH) ₂	c	-778

THE MADELUNG CONSTANT AND CRYSTAL LATTICE ENERGY

If U is the crystal lattice energy and M is the Madelung constant, then^a

$$U = \frac{NMz_iz_je^2}{r}(1 - 1/n)$$

Substance	Ion type	Crystal form ^b	M
Sodium chloride, NaCl	M ⁺ , X ⁻	FCC	1.74756
Cesium chloride, CsCl	M ⁺ , X ⁻	BCC	1.76267
Calcium chloride, CaCl ₂	M ⁺⁺ , 2X ⁻	Cubic	2.365
Calcium fluoride (fluorite), CaF ₂	M ⁺⁺ , 2X ⁻	Cubic	2.51939
Cadmium chloride, CdCl ₂	M ⁺⁺ , 2X ⁻	Hexagonal	2.244 ^c
Cadmium iodide (α), CdI ₂	M ⁺⁺ , 2X ⁻	Hexagonal	2.355 ^c
Magnesium fluoride, MgF ₂	M ⁺⁺ , 2X ⁻	Tetragonal	2.381 ^c
Cuprous oxide (cuprite), Cu ₂ O	2M ⁺ , X ⁻	Cubic	2.22124
Zinc oxide, ZnO	M ⁺⁺ , X ⁻	Hexagonal	1.4985 ^c
Sphalerite (zinc blende), ZnS	M ⁺⁺ , X ⁻	FCC	1.63806
Wurtzite, ZnS	M ⁺⁺ , X ⁻	Hexagonal	1.64132 ^c
Titanium dioxide (anatase), TiO ₂	M ⁴⁺ , 2X ⁻	Tetragonal	2.400 ^c
Titanium dioxide (rutile), TiO ₂	M ⁴⁺ , 2X ⁻	Tetragonal	2.408 ^c
β-Quartz, SiO ₂	M ⁴⁺ , 2X ⁻	Hexagonal	2.2197 ^c
Corundum, Al ₂ O ₃	2M ³⁺ , 3X ⁻	Rhombohedral	4.1719

^a N is Avogadro's number, z_i and z_j are the integral charges on the ions (in units of e), and e is the charge on the electron in electrostatic units ($e = 4.803 \times 10^{-10}$ esu). r is the shortest distance between cation-anion pairs in centimeters. Then U is in ergs ($1 \text{ erg} = 10^{-7} \text{ J}$).

^b FCC = face centered cubic; BCC = body centered cubic.

^c For tetragonal and hexagonal crystals the value of M depends on the details of the lattice parameters.

The Born Exponent, n is:

Ion type	n
He, Li ⁺	5
Ne, Na ⁺ , F ⁻	7
Ar, K ⁺ , Cu ⁺ , Cl ⁻	9
Kr, Rb ⁺ , Ag ⁺ , Br ⁻	10
Xe, Cs ⁺ , Au ⁺ , I ⁻	12

For a crystal with a mixed-ion type, an average of the values of n in this table is to be used (6 for LiF, for example).

ELASTIC CONSTANTS OF SINGLE CRYSTALS

H. P. R. Frederikse

This table gives selected values of elastic constants for single crystals. The values believed most reliable were selected from the original literature. The substances are arranged by crystal system and, within each system, alphabetically by name. A reference to the original literature is given for each value; a useful compilation of published values from many sources may be found in Reference 1.

Data are given for the single-crystal density and for the elastic constants C_{ij} in units of 10^{11} N/m², which is equivalent to 10^{12} dyn/cm².

General References

1. Simmons, G., and Wang, H., *Single Crystal Elastic Constants and Calculated Aggregate Properties: A Handbook*, 2nd Ed., The MIT Press, Cambridge, MA, 1971.
2. Gray, D. E., Ed., *American Institute of Physics Handbook*, 3rd Ed., McGraw-Hill, New York, 1972.

CUBIC CRYSTALS

Name	Formula	$\rho/\text{g cm}^{-3}$	T/K	Ref.	C_{11}	C_{12}	C_{44}
Aluminum	Al	2.6970	298	1	1.0675	0.6041	0.2834
Aluminum antimonide	AlSb	4.3600	300	2	0.8939	0.4427	0.4155
Ammonium bromide	NH ₄ Br	2.4314	300	3	0.3414	0.0782	0.0722
Ammonium chloride	NH ₄ Cl	1.5279	290	4	0.3814	0.0866	0.0903
Argon	Ar	1.7710	4.2	5	0.0529	0.0135	0.0159
Barium fluoride	BaF ₂	4.8860	298	6	0.9199	0.4157	0.2568
Barium nitrate	Ba(NO ₃) ₂	3.2560	293	7	0.2925	0.2065	0.1277
Calcium fluoride	CaF ₂	3.810	298	8	1.6420	0.4398	0.8406
Calcium telluride	CaTe	5.8544	298	9	0.5351	0.3681	0.1994
Cesium	Cs	1.9800	78	10	0.0247	0.0206	0.0148
Cesium bromide	CsBr	4.4560	298	11	0.3063	0.0807	0.0750
Cesium chloride	CsCl	3.9880	298	11	0.3644	0.0882	0.0804
Cesium iodide	CsI	4.5250	298	11	0.2446	0.0661	0.0629
Chromite	FeCr ₂ O ₄	4.4500	RT	12	3.2250	1.4370	1.1670
Chromium	Cr	7.20	298	13	3.398	0.586	0.990
Cobalt oxide	CoO	6.44	298	14	2.6123	1.4699	0.8300
Cobalt zinc ferrite	CoZnFeO ₂	5.43	303	12	2.660	1.530	0.780
Copper	Cu	8.932	298	15	1.683	1.221	0.757
Gallium antimonide	GaSb	5.6137	298	16	0.8839	0.4033	0.4316
Gallium arsenide	GaAs	5.3169	298	17	1.1877	0.5372	0.5944
Gallium phosphide	GaP	4.1297	300	18	1.4120	0.6253	0.7047
Garnet (yttrium-iron)	Y ₃ Fe ₂ (FeO ₄) ₃	5.17	298	19	2.680	1.106	0.766
Germanium	Ge	5.313	298	20	1.2835	0.4823	0.6666
Gold	Au	19.283	296.5	21	1.9244	1.6298	0.4200
Indium antimonide	InSb	5.7890	298	22	0.6720	0.3670	0.3020
Indium arsenide	InAs	5.6720	293	23	0.8329	0.4526	0.3959
Indium phosphide	InP	4.78	RT	24	1.0220	0.5760	0.4600
Iridium	Ir	22.52	300	25	5.80	2.42	2.56
Iron	Fe	7.8672	298	26	2.26	1.40	1.16
Lead	Pb	11.34	296	27	0.4966	0.4231	0.1498
Lead fluoride	PbF ₂	7.79	300	28	0.8880	0.4720	0.2454
Lead nitrate	Pb(NO ₃) ₂	4.547	293	29	0.3729	0.2765	0.1347
Lead telluride	PbTe	8.2379	303.2	30	1.0795	0.0764	0.1343
Lithium	Li	0.5326	298	31	0.1350	0.1144	0.0878
Lithium bromide	LiBr	3.47	RT	32	0.3940	0.1880	0.1910
Lithium chloride	LiCl	2.068	295	33	0.4927	0.2310	0.2495
Lithium fluoride	LiF	2.638	RT	34	1.1397	0.4767	0.6364
Lithium iodide	LiI	4.061	RT	32	0.2850	0.1400	0.1350
Magnesium oxide	MgO	3.579	298	20	2.9708	0.9536	1.5613
Magnetite	Fe ₃ O ₄	5.18	RT	32	2.730	1.060	0.971
Manganese oxide	MnO	5.39	298	35	2.23	1.20	0.79
Mercury telluride	HgTe	8.079	290	36	0.548	0.381	0.204
Molybdenum	Mo	10.2284	273	37	4.637	1.578	1.092
Nickel	Ni	8.91	298	15	2.481	1.549	1.242
Niobium	Nb	8.578	300	38	2.4650	1.3450	0.2873

CUBIC CRYSTALS

Name	Formula	$\rho/\text{g cm}^{-3}$	T/K	Ref.	C_{11}	C_{12}	C_{44}
Palladium	Pd	12.038	300	39	2.2710	1.7604	0.7173
Platinum	Pt	21.50	300	40	3.4670	2.5070	0.7650
Potassium	K	0.851	295	41	0.0370	0.0314	0.0188
Potassium bromide	KBr	2.740	298	11	0.3468	0.0580	0.0507
Potassium chloride	KCl	1.984	298	11	0.4069	0.0711	0.0631
Potassium cyanide	KCN	1.553	RT	32	0.1940	0.1180	0.0150
Potassium fluoride	KF	2.480	295	33	0.6490	0.1520	0.1232
Potassium iodide	KI	3.128	300	42	0.2710	0.0450	0.0364
Pyrite	FeS ₂	5.016	RT	43	3.818	0.310	1.094
Rubidium	Rb	1.58	170	44	0.0296	0.0250	0.0171
Rubidium bromide	RbBr	3.350	300	45	0.3152	0.0500	0.0380
Rubidium chloride	RbCl	2.797	300	45	0.3624	0.0612	0.0468
Rubidium iodide	RbI	3.551	300	45	0.2556	0.0382	0.0278
Silicon	Si	2.331	298	46	1.6578	0.6394	0.7962
Silver	Ag	10.50	300	47	1.2399	0.9367	0.4612
Silver bromide	AgBr	5.585	300	48	0.5920	0.3640	0.0616
Sodium	Na	0.971	299	49	0.0739	0.0622	0.0419
Sodium bromate	NaBrO ₃	3.339	RT	32	0.5450	0.1910	0.1500
Sodium bromide	NaBr	3.202	300	33	0.3970	0.1001	0.0998
Sodium chlorate	NaClO ₃	2.485	RT	50	0.4920	0.1420	0.1160
Sodium chloride	NaCl	2.163	298	11	0.4947	0.1288	0.1287
Sodium fluoride	NaF	2.804	300	51	0.9700	0.2380	0.2822
Sodium iodide	NaI	3.6689	300	52	0.3007	0.0912	0.0733
Spinel	MgAl ₂ O ₄	3.6193	298	53	2.9857	1.5372	1.5758
Strontium fluoride	SrF ₂	4.277	300	54	1.2350	0.4305	0.3128
Strontium nitrate	Sr(NO ₃) ₂	2.989	293	29	0.4255	0.2921	0.1590
Strontium oxide	SrO	4.99	300	55	1.601	0.435	0.590
Strontium titanate	SrTiO ₃	5.123	RT	56	3.4817	1.0064	4.5455
Tantalum	Ta	16.626	298	57	2.6023	1.5446	0.8255
Tantalum carbide	TaC	14.65	RT	58	5.05	0.73	0.79
Thallium bromide	TlBr	7.4529	298	59	0.3760	0.1458	0.0757
Thorium	Th	11.694	300	60	0.7530	0.4890	0.4780
Thorium oxide	ThO ₂	9.991	298	61	3.670	1.060	0.797
Tin telluride	SnTe	6.445	300	62	1.1250	0.0750	0.1172
Titanium carbide	TiC	4.940	RT	107	5.00	1.13	1.75
Tungsten	W	19.257	297	64	5.2239	2.0437	1.6083
Uranium carbide	UC	13.63	300	65	3.200	0.850	0.647
Uranium dioxide	UO ₂	10.97	298	66	3.960	1.210	0.641
Vanadium	V	6.022	300	67	2.287	1.190	0.432
Zinc selenide	ZnSe	5.262	298	68	0.8096	0.4881	0.4405
Zinc sulfide	ZnS	4.088	298	68	1.0462	0.6534	0.4613
Zinc telluride	ZnTe	5.636	298	68	0.7134	0.4078	0.3115
Zirconium carbide	ZrC	6.606	298	63	4.720	0.987	1.593

TETRAGONAL CRYSTALS

Name	Formula	$\rho/\text{g cm}^{-3}$	T/K	Ref.	C_{11}	C_{12}	C_{13}	C_{16}	C_{33}	C_{44}	C_{66}
Ammonium dihydrogen arsenate (ADA)	$\text{NH}_4\text{H}_2\text{AsO}_4$	2.3110	298	69	0.6747	-0.106	0.1652		0.3022	0.0685	0.0639
Ammonium dihydrogen phosphate (ADP)	$\text{NH}_4\text{H}_2\text{PO}_4$	1.8030	293	69	0.6200	-0.050	0.1400		0.3000	0.0910	0.0610
Barium titanate	BaTiO_3	5.9988	298	70	2.7512	1.7897	1.5156		1.6486	0.5435	1.1312
Calcium molybdate	CaMoO_4	4.255	298	79	1.447	0.664	0.466	0.134	1.265	0.369	0.451
Indium	In	7.300	RT	71	0.4450	0.3950	0.4050		0.4440	0.0655	0.1220
Magnesium fluoride	MgF_2	3.177	RT	72	1.237	0.732	0.536		1.770	0.552	0.978
Nickel sulfate hexahydrate	$\text{NiSO}_4 \cdot 6\text{H}_2\text{O}$	2.070	RT	73	0.3209	0.2315	0.0209		0.2931	0.1156	0.1779
Potassium dihydrogen arsenate (KDA)	KH_2AsO_4	2.867	RT	12	0.530	-0.060	-0.020		0.370	0.120	0.070
Potassium dihydrogen phosphate (KDP)	KH_2PO_4	2.388	RT	71	0.7140	-0.049	0.1290		0.5620	0.1270	0.0628
Rubidium dihydrogen phosphate (RDP)	RbH_2PO_4	2.800	298	74	0.5562	-0.064	0.0279		0.4398	0.1142	0.0350
Rutile	TiO_2	4.260	298	75	2.7143	1.7796	1.4957		4.8395	1.2443	1.9477
Tellurium oxide	TeO_2	5.99	RT	76	0.5320	0.4860	0.2120		1.0850	0.2440	0.5520
Tin (white)	Sn	7.29	288	77	0.7529	0.6156	0.4400		0.9552	0.2193	0.2336
Zircon	ZrSiO_4	4.70	RT	78	2.585	1.791	1.542		3.805	0.733	1.113

ORTHORHOMBIC CRYSTALS

Name	Formula	$\rho/\text{g cm}^{-3}$	T/K	Ref.	C_{11}	C_{12}	C_{13}	C_{22}	C_{23}	C_{33}	C_{44}	C_{55}	C_{66}
Acenaphthene	$\text{C}_{12}\text{H}_{10}$	1.220	293	80	0.1380	0.0210	0.0410	0.1262	0.0460	0.1117	0.0265	0.0290	0.0185
Ammonium sulfate	$(\text{NH}_4)_2\text{SO}_4$	1.774	293	81	0.3607	0.1651	0.1580	0.2981	0.1456	0.3534	0.1025	0.0717	0.0974
Aragonite	CaCO_3	2.93	RT	82	1.5958	0.3663	0.0197	0.8697	0.1597	0.8503	0.4132	0.2564	0.4274
Barite	BaSO_4	4.40	RT	82	0.8941	0.4614	0.2691	0.7842	0.2676	1.0548	0.1190	0.2874	0.2778
Benzene	C_6H_6	1.061	250	83	0.0614	0.0352	0.0401	0.0656	0.0390	0.0583	0.0197	0.0378	0.0153
Benzophenone	$(\text{C}_6\text{H}_5)_2\text{CO}$	1.219	RT	32	0.1070	0.0550	0.0169	0.1000	0.0321	0.0710	0.0203	0.0155	0.0353
Bronzite	$(\text{MgFe})\text{SiO}_3$	3.38	RT	78	1.876	0.686	0.605	1.578	0.561	2.085	0.700	0.592	0.544
Calcium sulfate	CaSO_4	2.962	RT	84	0.9382	0.1650	0.1520	1.845	0.3173	1.1180	0.3247	0.2653	0.0926
Celestite	SrSO_3	3.96	RT	12	1.044	0.773	0.605	1.061	0.619	1.286	0.135	0.279	0.266
Cesium sulfate	Cs_2SO_4	4.243	293	81	0.4490	0.1958	0.1815	0.4283	0.1800	0.3785	0.1326	0.1319	0.1323
Fosterite	Mg_2SiO_4	3.224	298	85	3.2848	0.6390	0.6880	1.9980	0.7380	2.3530	0.6515	0.8120	0.8088
Iodic acid	HIO_3	4.630	RT	73	0.3030	0.1194	0.1169	0.5448	0.0548	0.4359	0.1835	0.2193	0.1736
Lithium ammonium tartrate	$\text{LiNH}_4\text{C}_4\text{H}_4\text{O}_6 \cdot 4\text{H}_2\text{O}$	1.71	RT	12	0.3864	0.1655	0.0875	0.5393	0.2007	0.3624	0.1190	0.0667	0.2326
Magnesium sulfate heptahydrate	$\text{MgSO}_4 \cdot 7\text{H}_2\text{O}$	1.68	RT	86	0.325	0.174	0.182	0.288	0.182	0.315	0.078	0.156	0.090
Natrolite	$(\text{Na},\text{Al})\text{SiO}_3$	2.25	RT	78	0.716	0.261	0.297	0.632	0.297	1.378	0.196	0.248	0.423
Nickel sulfate heptahydrate	$\text{NiSO}_4 \cdot 7\text{H}_2\text{O}$	1.948	RT	86	0.353	0.198	0.201	0.311	0.201	0.335	0.091	0.172	0.099
Olivine	$(\text{MgFe})\text{SiO}_4$	3.324	RT	87	3.240	0.590	0.790	1.980	0.780	2.490	0.667	0.810	0.793
Potassium pentaborate	$\text{KB}_5\text{O}_8 \cdot 4\text{H}_2\text{O}$	1.74	RT	71	0.582	0.229	0.174	0.359	0.231	0.255	0.164	0.046	0.057
Potassium sulfate	K_2SO_4	2.665	293	81	0.5357	0.1999	0.2095	0.5653	0.1990	0.5523	0.195	0.1879	0.1424
Rochelle salt	$\text{NaK}(\text{C}_4\text{H}_4\text{O}_6) \cdot 4\text{H}_2\text{O}$	1.79	RT	71	0.255	0.141	0.116	0.381	0.146	0.371	0.134	0.032	0.098
Rubidium sulfate	Rb_2SO_4	3.621	293	81	0.5029	0.1965	0.1999	0.5098	0.1925	0.4761	0.1626	0.1589	0.1407
Sodium ammonium tartrate	$\text{NaNH}_4\text{C}_4\text{H}_4\text{O}_6 \cdot 4\text{H}_2\text{O}$	1.587	RT	12	0.3685	0.2725	0.3083	0.5092	0.3472	0.5541	0.1058	0.0303	0.0870
Sodium tartrate	$\text{Na}_2\text{C}_4\text{H}_4\text{O}_6 \cdot 2\text{H}_2\text{O}$	1.794	RT	12	0.461	0.286	0.320	0.547	0.352	0.665	0.124	0.031	0.098
Strontium formate dihydrate	$\text{Sr}(\text{CHO}_2)_2 \cdot 2\text{H}_2\text{O}$	2.25	RT	12	0.4391	0.1037	-0.149	0.3484	-0.014	0.3746	0.1538	0.1075	0.1724
Sulfur	S	2.07	RT	12	0.240	0.133	0.171	0.205	0.159	0.483	0.043	0.087	0.076
Thallium sulfate	TlSO_4	6.776	293	81	0.4106	0.2573	0.2288	0.3885	0.2174	0.4268	0.1125	0.1068	0.0751
Topaz	$\text{Al}_2\text{SiO}_3(\text{OH},\text{F})_2$	3.52	RT	82	2.8136	1.2582	0.8464	3.8495	0.8815	2.9452	1.0811	1.3298	1.3089
Uranium (alpha)	U	19.0453	293	88	2.1486	0.4622	0.2176	1.9983	1.0764	2.6763	1.2479	0.7379	0.7454
Zinc sulfate heptahydrate	$\text{ZnSO}_4 \cdot 7\text{H}_2\text{O}$	1.970	RT	86	0.3320	0.1720	0.2000	0.2930	0.1980	0.3200	0.0780	0.1530	0.0830

MONOCLINIC CRYSTALS

Name	Formula	$\rho/\text{g cm}^{-3}$	T/K	Ref.	C_{11}	C_{12}	C_{13}	C_{15}	C_{22}
Aegirine	(NaFe)Si ₂ O ₆	3.50	RT	89	1.858	0.685	0.707	0.098	1.813
Anthracene	C ₁₄ H ₁₀	1.258	RT	90	0.0852	0.0672	0.0590	-0.0192	0.1170
Cobalt sulfate heptahydrate	CoSO ₄ ·7H ₂ O	1.948	RT	86	0.335	0.205	0.158	0.016	0.378
Diopside	(CaMg)Si ₂ O ₆	3.31	RT	91	2.040	0.884	0.0883	-0.193	1.750
Dipotassium tartrate	KHC ₄ H ₄ O ₆	1.97	RT	12	0.4294	0.1399	0.3129	-0.0105	0.3460
Feldspar (microcline)	KAlSi ₃ O ₈	2.56	RT	92	0.664	0.438	0.259	-0.033	1.710
Ferrous sulfate heptahydrate	FeSO ₄ ·7H ₂ O	1.898	RT	86	0.349	0.208	0.174	-0.020	0.376
Lithium sulfate monohydrate	Li ₂ SO ₄ ·H ₂ O	2.221	RT	32	0.5250	0.1715	0.1730	-0.0196	0.5060
Naphthalene	C ₁₀ H ₈	1.127	RT	93	0.0780	0.0445	0.0340	-0.006	0.0990
Potassium tartrate	K ₂ C ₄ H ₄ O ₆	1.987	RT	32	0.3110	0.1720	0.1690	0.0287	0.3900
Sodium thiosulfate	Na ₂ S ₂ O ₃	1.7499	RT	12	0.3323	0.1814	0.1875	0.0225	0.2953
Stilbene	(C ₆ H ₅ CH) ₂	1.60	RT	94	0.0930	0.0570	0.0670	-0.003	0.0920
Triglycine sulfate (TGS)	(NH ₂ CH ₂ COOH) ₃ ·H ₂ SO ₄	1.68	RT	32	0.4550	0.1720	0.1980	-0.030	0.3210

Name	C_{23}	C_{25}	C_{33}	C_{35}	C_{44}	C_{46}	C_{55}	C_{66}
Aegirine	0.626	0.094	2.344	0.214	0.692	0.077	0.510	0.474
Anthracene	0.0375	-0.0170	0.1522	-0.0187	0.0272	0.0138	0.0242	0.0399
Cobalt sulfate heptahydrate	0.158	-0.018	0.371	-0.047	0.060	0.016	0.058	0.101
Diopside	0.482	-0.196	2.380	-0.336	0.675	-0.113	0.588	0.705
Dipotassium tartrate	0.1173	0.0176	0.6816	0.0294	0.0961	-0.0044	0.1270	0.0841
Feldspar (microcline)	0.192	-0.148	1.215	-0.131	0.143	-0.015	0.238	0.361
Ferrous sulfate heptahydrate	0.172	-0.019	0.360	-0.014	0.064	0.001	0.056	0.096
Lithium sulfate monohydrate	0.0368	0.0571	0.5400	-0.0254	0.1400	-0.0054	0.1565	0.2770
Naphthalene	0.0230	-0.0270	0.1190	0.0290	0.0330	-0.0050	0.0210	0.0415
Potassium tartrate	0.1330	0.0182	0.5540	0.0710	0.0870	0.0072	0.1040	0.0826
Sodium thiosulfate	0.1713	0.0983	0.4590	-0.0678	0.0569	-0.0268	0.1070	0.0598
Stilbene	0.0485	-0.005	0.0790	-0.005	0.0325	0.0050	0.0640	0.0245
Triglycine sulfate (TGS)	0.2080	-0.0036	0.2630	-0.0500	0.0950	-0.0026	0.1110	0.0620

HEXAGONAL CRYSTALS

Name	Formula	$\rho/\text{g cm}^{-3}$	T/K	Ref.	C_{11}	C_{12}	C_{13}	C_{33}	C_{55}
Apatite	$\text{Ca}_5(\text{PO}_4)_3(\text{OH},\text{F},\text{Cl})$	3.218	RT	12	1.667	0.131	0.655	1.396	0.663
Beryl	$\text{Be}_3\text{Al}_2\text{Si}_6\text{O}_{18}$	2.68	RT	12	2.800	0.990	0.670	2.480	0.658
Beryllium	Be	1.8477	300	95	2.923	0.267	0.140	3.364	1.625
Beryllium oxide	BeO	3.01	RT	96	4.70	1.68	1.19	4.94	1.53
Cadmium	Cd	8.652	300	97	1.1450	0.3950	0.3990	0.5085	0.1985
Cadmium selenide	CdSe	5.655	298	68	0.7046	0.4516	0.3930	0.8355	0.1317
Cadmium sulfide	CdS	4.824	298	98	0.8431	0.5208	0.4567	0.9183	0.1458
Cobalt	Co	8.836	298	99	3.071	1.650	1.027	3.581	0.755
Dysprosium	Dy	8.560	298	100	0.7466	0.2616	0.2233	0.7871	0.2427
Erbium	Er	9.064	298	100	0.8634	0.3050	0.2270	0.8554	0.2809
Gadolinium	Gd	7.888	298	101	0.6667	0.2499	0.2132	0.7191	0.2089
Hafnium	Hf	12.727	298	102	1.881	0.772	0.661	1.969	0.557
Ice	$\text{H}_2\text{O}(\text{solid})$	0.920	250	103	0.1410	0.0660	0.0624	0.1515	0.0288
Indium	In	7.2788	300	104	0.4535	0.4006	0.4151	0.4515	0.0651
Magnesium	Mg	1.7364	298	105	0.5950	0.2612	0.2180	0.6155	0.1635
Rhenium	Re	21.024	298	100	6.1820	2.7530	2.0780	6.8350	1.6060
Ruthenium	Ru	12.3615	298	100	5.6260	1.8780	1.6820	6.2420	1.8060
Thallium	Tl	11.560	300	106	0.4080	0.3540	0.2900	0.5280	0.0726
Titanium	Ti	4.5063	298	102	1.6240	0.9200	0.6900	1.8070	0.4670
Titanium diboride	TiB_2	4.95	RT	107	6.90	4.10	3.20	4.40	2.50
Yttrium	Y	4.472	300	108	0.7790	0.2850	0.2100	0.7690	0.2431
Zinc	Zn	7.134	295	109	1.6368	0.3640	0.5300	0.6347	0.3879
Zinc oxide	ZnO	5.6760	298	110	2.0970	1.2110	1.0510	2.1090	0.4247
Zinc sulfide	ZnS	4.089	298	96	1.2420	0.6015	0.4554	1.4000	0.2864
Zirconium	Zr	6.505	298	102	1.434	0.728	0.653	1.648	0.320

TRIGONAL CRYSTALS

Name	Formula	$\rho/\text{g cm}^{-3}$	T/K	Ref.	C_{11}	C_{12}	C_{13}	C_{14}	C_{33}	C_{44}
Aluminum oxide	Al_2O_3	3.986	300	111	4.9735	1.6397	1.1220	-0.2358	4.9911	1.4739
Aluminum phosphate	AlPO_4	2.556	RT	73	1.0503	0.2934	0.6927	-0.1271	1.3353	0.2314
Antimony	Sb	6.70	295	112	1.0130	0.3450	0.2920	0.2090	0.4500	0.3930
Bismuth	Bi	9.80	295	112	0.6370	0.2490	0.2470	0.0717	0.3820	0.1123
Calcite	CaCO_3	2.712	300	113	1.4806	0.5578	0.5464	-0.2058	0.8557	0.3269
Hematite	Fe_2O_3	5.240	RT	82	2.4243	0.5464	0.1542	-0.1247	2.2734	0.8569
Lithium niobate	LiNbO_3	4.70	RT	114	2.030	0.530	0.750	0.090	2.450	0.600
Lithium tantalate	LiTaO_3	7.45	RT	114	2.330	0.470	0.800	-0.110	2.750	0.940
Quartz	SiO_2	2.6485	298	115	0.8680	0.0704	0.1191	-0.1804	1.0575	0.5820
Selenium	Se	4.838	300	116	0.1870	0.0710	0.2620	0.0620	0.7410	0.1490
Sodium nitrate	NaNO_3	2.27	RT	12	0.8670	0.1630	0.1600	0.0820	0.3740	0.2130
Tourmaline		3.05	RT	82	2.7066	0.6927	0.0872	-0.0774	1.6070	0.6682

References

1. Thomas, J. F., *Phys. Rev.*, 175, 955–962, 1968.
2. Bolef, D. I. and M. Menes, *J. Appl. Phys.*, 31, 1426–1427, 1960.
3. Garland, C. W. and C. F. Yarnell, *J. Chem. Phys.*, 44, 1112–1120, 1966.
4. Garland, C. W. and R. Renard, *J. Chem. Phys.*, 44, 1130–1139, 1966.
5. Gsänger, M., H. Egger and E. Lüscher, *Phys. Letters*, 27A, 695–696, 1968.
6. Wong, C. and D. E. Schuele, *J. Phys. Chem. Solids*, 29, 1309–1330, 1968.
7. Haussühl, S., *Phys. Stat. Sol.*, 3, 1072–1076, 1963.
8. Wong, C. and D. E. Schuele, *J. Phys. Chem. Solids*, 28, 1225–1231, 1967.
9. McSkimin, H. J. and D. G. Thomas, *J. Appl. Phys.*, 33, 56–59, 1962.
10. Kollarits, F. J. and J. Trivisonno, *J. Phys. Chem. Solids*, 29, 2133–2139, 1968.
11. Slagle, D. D. and H. A. McKinstry, *J. Appl. Phys.*, 38, 446–458, 1967.
12. Hearmon, R. F. S., *Adv. Phys.*, 5, 323–382, 1956.
13. Sumer, A. and J. F. Smith, *J. Appl. Phys.*, 34, 2691–2694, 1963.
14. Alexandrov, K. S. et al., *Sov. Phys. Sol. State*, 10, 1316–1321, 1968.
15. Epstein, S. G. and O. N. Carlson, *Acta Metal.*, 13, 487–491, 1965.
16. McSkimin, H. J., et al., *J. Appl. Phys.*, 39, 4127–4128, 1968.
17. McSkimin, H. J., et al., *J. Appl. Phys.*, 38, 2362–2364, 1967.
18. Weil, R. and W. O. Groves, *J. Appl. Phys.*, 39, 4049–4051, 1968.
19. Bateman, T. B., *J. Appl. Phys.*, 37, 2194–2195, 1966.
20. Bogardus, E. H., *J. Appl. Phys.*, 36, 2504–2513, 1965.
21. Golding, B., S. C. Moss and B. L. Averbach, *Phys. Rev.*, 158, 637–645, 1967.
22. Bateman, T. B., H. J. McSkimin and J. M. Whelan, *J. Appl. Phys.*, 30, 544–545, 1959.
23. Gerlich, D., *J. Appl. Phys.*, 35, 3062, 1964.
24. Hickernell, F. S. and W. R. Gayton, *J. Appl. Phys.*, 37, 462, 1966.
25. MacFarlane, R. E., et al., *Phys. Letters*, 20, 234–235, 1966.
26. Leese, J. and A. E. Lord Jr., *J. Appl. Phys.*, 39, 3986–3988, 1968.
27. Miller, R. A. and D. E. Schuele, *J. Phys. Chem. Solids*, 30, 589–600, 1969.
28. Wasilik, J. H. and M. L. Wheat, *J. Appl. Phys.*, 36, 791–793, 1965.
29. Haussühl, S., *Phys. Stat. Sol.*, 3, 1072–1076, 1963.
30. Houston, B., et al., *J. Appl. Phys.*, 39, 3913–3916, 1968.
31. Trivisonno, J. and C. S. Smith, *Acta Metal.*, 9, 1064–1071, 1961.
32. Alexandrov, K. S. and T. V. Ryzhova, *Sov. Phys. Cryst.*, 6, 228–252, 1961.
33. Lewis, J. T., A. Lehoczy and C. V. Briscoe, *Phys. Rev.*, 161, 877–887, 1967.
34. Drabble, J. R. and R. E. B. Strathen, *Proc. Phys. Soc.*, 92, 1090–1095, 1967.
35. Oliver, D. W., *J. Appl. Phys.*, 40, 893, 1969.
36. Alper, T., and G. A. Saunders, *J. Phys. Chem. Solids*, 28, 1637–1642, 1967.
37. Dickinson, J. M. and P. E. Armstrong, *J. Appl. Phys.*, 38, 602–606, 1967.
38. Bolef, D. I., *J. Appl. Phys.*, 32, 100–105, 1961.
39. Rayne, J. A., *Phys. Rev.*, 112, 1125–1130, 1958.
40. MacFarlane, R. E., et al., *Phys. Letters*, 18, 91–92, 1965.
41. Smith, P. A. and C. S. Smith, *J. Phys. Chem. Solids*, 26, 279–289, 1965.
42. Norwood, M. H. and C. V. Briscoe, *Phys. Rev.*, 112, 45–48, 1958.
43. Simmons, G. and F. Birch, *J. Appl. Phys.*, 34, 2736–2738, 1963.
44. Gutman, E. J. and J. Trivisonno, *J. Phys. Chem. Sol.*, 28, 805–809, 1967.
45. Ghafelehbashi, M., et al., *J. Appl. Phys.*, 41, 652–666, 1970.
46. McSkimin, H. J. and P. Andreatch, Jr., *J. Appl. Phys.*, 35, 2161–2165, 1964.
47. Neighbours, J. R. and G. A. Alers, *Phys. Rev.*, 111, 707–712, 1958.
48. Hidshaw, W., J. T. Lewis, and C. V. Briscoe, *Phys. Rev.*, 163, 876–881, 1967.
49. Daniels, W. B., *Phys. Rev.*, 119, 1246–1252, 1960.
50. Viswanathan, R., *J. Appl. Phys.*, 37, 884–886, 1966.
51. Miller, R. A. and C. S. Smith, *J. Phys. Chem. Sol.*, 25, 1279–1292, 1964.
52. Claytor, R. N. and B. J. Marshall, *Phys. Rev.*, 120, 332–334, 1960.
53. Schreiber, E., *J. Appl. Phys.*, 38, 2508–2511, 1967.
54. Gerlich, D., *Phys. Rev.*, 136, A1366–A1368, 1964.
55. Johnston, D. L., P. H. Thrasher and R. J. Kearney, *J. Appl. Phys.*, 41, 427–428, 1970.
56. Poindexter, E. and A. A. Giardini, *Phys. Rev.*, 110, 1069, 1958.
57. Soga, N., *J. Appl. Phys.*, 37, 3416–3420, 1966.
58. Bartlett, R. W. and C. W. Smith, *J. Appl. Phys.*, 38, 5428–5429, 1967.
59. Morse, G. E. and A. W. Lawson, *J. Phys. Chem. Sol.*, 28, 939–950, 1967.
60. Armstrong, P. E., O. N. Carlson and J. F. Smith, *J. Appl. Phys.*, 30, 36–41, 1959.
61. Macedo, P. M., W. Capps and J. B. Wachtman, *J. Am. Cer. Soc.*, 47, 651, 1964.
62. Beattie, A. G., *J. Appl. Phys.*, 40, 4818–4821, 1969.
63. Chang, R. and L. J. Graham, *J. Appl. Phys.*, 37, 3778–3783, 1966.
64. Lowrie, R. and A. M. Gonas, *J. Appl. Phys.*, 38, 4505–4509, 1967.
65. Graham, L. J., H. Nadler and R. Chang, *J. Appl. Phys.*, 34, 1572–1573, 1963.
66. Wachtman, J. B., Jr., et al., *J. Nucl. Mat.*, 16, 39–41, 1965.
67. Bolef, D. I., *J. Appl. Phys.*, 32, 100–105, 1961.
68. Berlincourt, D., H. Jaffe and L. R. Shiozawa, *Phys. Rev.*, 129, 1009–1017, 1963.
69. Adhav, R. S. J. *Acoust. Soc. Am.*, 43, 835–838, 1968.
70. Berlincourt, D. and H. Jaffe, *Phys. Rev.*, 111, 143–148, 1958.
71. Huntington, H. B., in *Solid State Physics*, Vol. 7, Seitz, F., and Turnbull, D., Ed., pp. 213–285, Academic Press, New York 1958.
72. Cutler, H. R., J. J. Gibson and K. A. McCarthy, *Sol. State Comm.*, 6, 431–433, 1968.
73. Mason, W. P., *Piezoelectric Crystals and Their Application to Ultrasonics*, D. Van Nostrand Co., Inc., New York, 1950.
74. Adhav, R. S., *J. Appl. Phys.*, 40, 2725–2727, 1969.
75. Manghnani, M. H., *J. Geophys. Res.*, 74, 4317–4328, 1969.
76. Uchida, N. and Y. Ohmachi, *J. Appl. Phys.*, 40, 4692–4695, 1969.
77. House, D. G. and E. Y. Vernon, *Br. J. Appl. Phys.*, 11, 254–259, 1960.
78. Ryzhova, T. V., et al., *Bull. Acad. Sci. USSR, Earth Phys. Ser.*, English Transl., no. 2, 111–113, 1966.
79. Alton, W. J. and A. J. Barlow, *J. Appl. Phys.*, 38, 3817–3820, 1967.
80. Michard, F., et al., *C. R. Acad. Sci., Paris*, 265, 565–567, 1967.
81. Haussühl, S., *Acta Cryst.*, 18, 839–842, 1965.
82. Hearmon, R. F. S., *Rev. Mod. Phys.*, 18, 409–440, 1946.
83. Heseltine, J. C. W., D. W. Elliott and O. B. Wilson, *J. Chem. Phys.*, 40, 2584–2587, 1964.
84. Schwerdtner, W. M., et al., *Canad. J. Earth Sci.*, 2, 673–683, 1965.
85. Kumazawa, M. and O. L. Anderson, *J. Geophys. Res.*, 74, 5961–5972, 1969.
86. Alexandrov, K. S., et al., *Sov. Phys. Cryst.*, 7, 753–755, 1963.
87. Verma, R. K., *J. Geophys. Soc.*, 65, 757–766, 1960.
88. McSkimin, H. J. and E. S. Fisher, *J. Appl. Phys.*, 31, 1627–1639, 1960.
89. Alexandrov, K. S. and T. V. Ryzhova, *Bull. Acad. Sci. USSR, Geophys. Ser.*, English Transl., no. 8, 871–875, 1961.
90. Afanaseva, G. K., et al., *Phys. Stat. Sol.*, 24, K61–K63, 1967.
91. Alexandrov, K. S., et al., *Sov. Phys. Cryst.*, 8, 589–591, 1964.
92. Alexandrov, K. S. and T. V. Ryzhova, *Bull. Acad. Sci. USSR, Geophys. Ser.*, English Transl., no. 2, 129–131, 1962.
93. Alexandrov, K. S., et al., *Sov. Phys. Cryst.*, 8, 164–166, 1963.
94. Teslenko, V. F., et al., *Sov. Phys. Cryst.*, 10, 744–747, 1966.
95. Smith, J. F. and C. L. Arbogast, *J. Appl. Phys.*, 31, 99–102, 1960.
96. Cline, C. F., H. L. Dunegan and G. M. Henderson, *J. Appl. Phys.*, 38, 1944–1948, 1967.
97. Chang, Y. A. and L. Himmel, *J. Appl. Phys.*, 37, 3787–3790, 1966.
98. Gerlich, D., *J. Phys. Chem. Solids*, 28, 2575–2579, 1967.
99. McSkimin, H. J., *J. Appl. Phys.*, 26, 406–409, 1955.
100. Fisher, E. S. and D. Dever, *Trans. Met. Soc. AIME*, 239, 48–57, 1967.
101. Fisher, E. S. and D. Dever, *Proc. Conf. Rare Earth Res.*, 6th, Gatlinburg, TN, 522–533, 1967.
102. Fisher, E. S. and C. J. Renken, *Phys. Rev.*, 135, A482–A494, 1964.
103. Proctor, T. M., Jr., *J. Acoust. Soc. Am.*, 39, 972–977, 1966.
104. Chandrasekhar, B. S. and J. A. Rayne, *Phys. Rev.*, 124, 1011–1041, 1961.
105. Wazzan, A. R. and L. B. Robinson, *Phys. Rev.*, 155, 586–594, 1967.
106. Ferris, R. W., et al., *J. Appl. Phys.*, 34, 768–770, 1963.
107. Gilman, J. J. and B. W. Roberts, *J. Appl. Phys.*, 32, 1405, 1961.
108. Smith, J. F. and J. A. Gjevre, *J. Appl. Phys.*, 31, 645–647, 1960.
109. Alers, G. A. and J. R. Neighbours, *J. Phys. Chem. Solids*, 7, 58–64, 1968.
110. Bateman, T. B., *J. Appl. Phys.*, 33, 3309–3312, 1962.
111. Tefft, W. E., *J. Res. Natl. Bur. Stand.*, 70A, 277–280, 1966.
112. DeBretteville, Jr., A. et al., *Phys. Rev.*, 148, 575–579, 1966.
113. Dandekar, D. P. and A. L. Ruoff, *J. Appl. Phys.*, 39, 6004–6009, 1968.
114. Warner, A. W., M. Onoe and G. A. Coquin, *J. Acoust. Soc. Am.*, 42, 1223–1231, 1967.
115. McSkimin, H. J., P. Andreatch and R. N. Thurston, *J. Appl. Phys.*, 36, 1624–1632, 1965.
116. Mort, J., *J. Appl. Phys.*, 38, 3414–3415, 1967.

ELECTRICAL RESISTIVITY OF PURE METALS

The first part of this table gives the electrical resistivity, in units of $10^{-8} \Omega \text{ m}$, for 28 common metallic elements as a function of temperature. The data refer to polycrystalline samples. The number of significant figures indicates the accuracy of the values. However, at low temperatures (especially below 50 K) the electrical resistivity is extremely sensitive to sample purity. Thus the low-temperature values refer to samples of specified purity and treatment. The references should be consulted for further information on this point, as well as for values at additional temperatures.

The second part of the table gives resistivity values in the neighborhood of room temperature for other metallic elements that have not been studied over an extended temperature range.

References

1. C. Y. Ho, et al., *J. Phys. Chem. Ref. Data*, 12, 183–322, 1983; 13, 1069–1096, 1984; 13, 1097–1130, 1984, 13, 1131–1172, 1984.
2. R. A. Matula, *J. Phys. Chem. Ref. Data*, 8, 1147–1298, 1979.
3. T. C. Chi, *J. Phys. Chem. Ref. Data*, 8, 339–438, 1979; 8, 439–498, 1979.
4. K. H. Hellwege, Ed., *Landolt-Börnstein Numerical Data and Functional Relationships in Science and Technology*, Group III, Vol. 15, Subvolume a, Springer-Verlag, Heidelberg, 1982.
5. L. A. Hall, *Survey of Electrical Resistivity Measurements on 16 Pure Metals in the Temperature Range 0 to 273 K*, NBS Technical Note 365, U.S. Superintendent of Documents, 1968.

Electrical Resistivity in $10^{-8} \Omega \text{ m}$							
T/K	Aluminum	Barium	Beryllium	Calcium	Cesium	Chromium	Copper
1	0.000100	0.081	0.0332	0.045	0.0026		0.00200
10	0.000193	0.189	0.0332	0.047	0.243		0.00202
20	0.000755	0.94	0.0336	0.060	0.86		0.00280
40	0.0181	2.91	0.0367	0.175	1.99		0.0239
60	0.0959	4.86	0.067	0.40	3.07		0.0971
80	0.245	6.83	0.075	0.65	4.16		0.215
100	0.442	8.85	0.133	0.91	5.28	1.6	0.348
150	1.006	14.3	0.510	1.56	8.43	4.5	0.699
200	1.587	20.2	1.29	2.19	12.2	7.7	1.046
273	2.417	30.2	3.02	3.11	18.7	11.8	1.543
293	2.650	33.2	3.56	3.36	20.5	12.5	1.678
298	2.709	34.0	3.70	3.42	20.8	12.6	1.712
300	2.733	34.3	3.76	3.45	21.0	12.7	1.725
400	3.87	51.4	6.76	4.7		15.8	2.402
500	4.99	72.4	9.9	6.0		20.1	3.090
600	6.13	98.2	13.2	7.3		24.7	3.792
700	7.35	130	16.5	8.7		29.5	4.514
800	8.70	168	20.0	10.0		34.6	5.262
900	10.18	216	23.7	11.4		39.9	6.041

T/K	Gold	Hafnium	Iron	Lead	Lithium	Magnesium	Manganese
1	0.0220	1.00	0.0225		0.007	0.0062	7.02
10	0.0226	1.00	0.0238		0.008	0.0069	18.9
20	0.035	1.11	0.0287		0.012	0.0123	54
40	0.141	2.52	0.0758		0.074	0.074	116
60	0.308	4.53	0.271		0.345	0.261	131
80	0.481	6.75	0.693	4.9	1.00	0.557	132
100	0.650	9.12	1.28	6.4	1.73	0.91	132
150	1.061	15.0	3.15	9.9	3.72	1.84	136
200	1.462	21.0	5.20	13.6	5.71	2.75	139
273	2.051	30.4	8.57	19.2	8.53	4.05	143
293	2.214	33.1	9.61	20.8	9.28	4.39	144
298	2.255	33.7	9.87	21.1	9.47	4.48	144
300	2.271	34.0	9.98	21.3	9.55	4.51	144
400	3.107	48.1	16.1	29.6	13.4	6.19	147
500	3.97	63.1	23.7	38.3		7.86	149
600	4.87	78.5	32.9			9.52	151
700	5.82		44.0			11.2	152
800	6.81		57.1			12.8	
900	7.86					14.4	

Solids

T/K	Molybdenum	Nickel	Palladium	Platinum	Potassium	Rubidium	Silver
1	0.00070	0.0032	0.0200	0.002	0.0008	0.0131	0.00100
10	0.00089	0.0057	0.0242	0.0154	0.0160	0.109	0.00115
20	0.00261	0.0140	0.0563	0.0484	0.117	0.444	0.0042
40	0.0457	0.068	0.334	0.409	0.480	1.21	0.0539
60	0.206	0.242	0.938	1.107	0.90	1.94	0.162
80	0.482	0.545	1.75	1.922	1.34	2.65	0.289
100	0.858	0.96	2.62	2.755	1.79	3.36	0.418
150	1.99	2.21	4.80	4.76	2.99	5.27	0.726
200	3.13	3.67	6.88	6.77	4.26	7.49	1.029
273	4.85	6.16	9.78	9.6	6.49	11.5	1.467
293	5.34	6.93	10.54	10.5	7.20	12.8	1.587
298	5.47	7.12	10.73	10.7	7.39	13.1	1.617
300	5.52	7.20	10.80	10.8	7.47	13.3	1.629
400	8.02	11.8	14.48	14.6			2.241
500	10.6	17.7	17.94	18.3			2.87
600	13.1	25.5	21.2	21.9			3.53
700	15.8	32.1	24.2	25.4			4.21
800	18.4	35.5	27.1	28.7			4.91
900	21.2	38.6	29.4	32.0			5.64

T/K	Sodium	Strontium	Tantalum	Tungsten	Vanadium	Zinc	Zirconium
1	0.0009	0.80	0.10	0.000016		0.0100	0.250
10	0.0015	0.80	0.102	0.000137	0.0145	0.0112	0.253
20	0.016	0.92	0.146	0.00196	0.039	0.0387	0.357
40	0.172	1.70	0.751	0.0544	0.304	0.306	1.44
60	0.447	2.68	1.65	0.266	1.11	0.715	3.75
80	0.80	3.64	2.62	0.606	2.41	1.15	6.64
100	1.16	4.58	3.64	1.02	4.01	1.60	9.79
150	2.03	6.84	6.19	2.09	8.2	2.71	17.8
200	2.89	9.04	8.66	3.18	12.4	3.83	26.3
273	4.33	12.3	12.2	4.82	18.1	5.46	38.8
293	4.77	13.2	13.1	5.28	19.7	5.90	42.1
298	4.88	13.4	13.4	5.39	20.1	6.01	42.9
300	4.93	13.5	13.5	5.44	20.2	6.06	43.3
400		17.8	18.2	7.83	28.0	8.37	60.3
500		22.2	22.9	10.3	34.8	10.82	76.5
600		26.7	27.4	13.0	41.1	13.49	91.5
700		31.2	31.8	15.7	47.2		104.2
800		35.6	35.9	18.6	53.1		114.9
900			40.1	21.5	58.7		123.1

Element	T/K	Electrical resistivity 10 ⁻⁸ Ω m
Antimony	273	39
Bismuth	273	107
Cadmium	273	6.8
Cerium (β, hex)	290–300	82.8
Cerium (γ, cub)	298	74.4
Cobalt	273	5.6
Dysprosium	290–300	92.6
Erbium	290–300	86.0
Europium	290–300	90.0
Gadolinium	290–300	131
Gallium	273	13.6
Holmium	290–300	81.4
Indium	273	8.0
Iridium	273	4.7
Lanthanum	290–300	61.5
Lutetium	290–300	58.2
Mercury	298	96.1
Neodymium	290–300	64.3
Niobium	273	15.2

Element	T/K	Electrical resistivity 10 ⁻⁸ Ω m
Osmium	273	8.1
Polonium	273	40
Praseodymium	290–300	70.0
Promethium	290–300	75 est.
Protactinium	273	17.7
Rhenium	273	17.2
Rhodium	273	4.3
Ruthenium	273	7.1
Samarium	290–300	94.0
Scandium	290–300	56.2
Terbium	290–300	115
Thallium	273	15
Thorium	273	14.7
Thulium	290–300	67.6
Tin	273	11.5
Titanium	273	39
Uranium	273	28
Ytterbium	290–300	25.0
Yttrium	290–300	59.6

ELECTRICAL RESISTIVITY OF SELECTED ALLOYS

These values were obtained by fitting all available measurements to a theoretical formulation describing the temperature and composition dependence of the electrical resistivity of metals. Some of the values listed here fall in regions of temperature and composition where no actual measurements exist. Details of the procedure may be found in the reference.

Values of the resistivity are given in units of $10^{-8} \Omega \text{ m}$. General comments in the preceding table for pure metals also apply here.

Reference

C. Y. Ho, et al., *J. Phys. Chem. Ref. Data*, 12, 183–322, 1983.

Aluminum-Copper						
	100 K	273 K	293 K	300 K	350 K	400 K
Wt % Al						
99 ^a	0.531	2.51	2.74	2.82	3.38	3.95
95 ^a	0.895	2.88	3.10	3.18	3.75	4.33
90 ^b	1.38	3.36	3.59	3.67	4.25	4.86
85 ^b	1.88	3.87	4.10	4.19	4.79	5.42
80 ^b	2.34	4.33	4.58	4.67	5.31	5.99
70 ^b	3.02	5.03	5.31	5.41	6.16	6.94
60 ^b	3.49	5.56	5.88	5.99	6.77	7.63
50 ^b	4.00	6.22	6.55	6.67	7.55	8.52
40 ^c		7.57	7.96	8.10	9.12	10.2
30 ^c		11.2	11.8	12.0	13.5	15.2
25 ^f		16.3	17.2	17.6	19.8	22.2
15 ^h			12.3			
10 ^g	8.71	10.8	11.0	11.1	11.7	12.3
5 ^c	7.92	9.43	9.61	9.68	10.2	10.7
1 ^b	3.22	4.46	4.60	4.65	5.00	5.37
Aluminum-Magnesium						
	100 K	273 K	293 K	300 K	350 K	400 K
Wt % Al						
99 ^c	0.958	2.96	3.18	3.26	3.82	4.39
95 ^c	3.01	5.05	5.28	5.36	5.93	6.51
90 ^c	5.42	7.52	7.76	7.85	8.43	9.02
10 ^b	14.0	17.1	17.4	17.6	18.4	19.2
5 ^b	9.93	13.1	13.4	13.5	14.3	15.2
1 ^a	2.78	5.92	6.25	6.37	7.20	8.03
Copper-Gold						
	100 K	273 K	293 K	300 K	350 K	400 K
Wt % Cu						
99 ^c	0.520	1.73	1.86	1.91	2.24	2.58
95 ^c	1.21	2.41	2.54	2.59	2.92	3.26
90 ^c	2.11	3.29	4.42	3.46	3.79	4.12
85 ^c	3.01	4.20	4.33	4.38	4.71	5.05
80 ^c	3.95	5.15	5.28	5.32	5.65	5.99
70 ^c	5.91	7.12	7.25	7.30	7.64	7.99
60 ^c	8.04	9.18	9.13	9.36	9.70	10.05
50 ^c	9.88	11.07	11.20	11.25	11.60	11.94
40 ^c	11.44	12.70	12.85	12.90	13.27	13.65
30 ^c	12.43	13.77	13.93	13.99	14.38	14.78
25 ^c	12.59	13.93	14.09	14.14	14.54	14.94
15 ^c	11.38	12.75	12.91	12.96	13.36	13.77
10 ^c	9.33	10.70	10.86	10.91	11.31	11.72
5 ^c	5.91	7.25	7.41	7.46	7.87	8.28
1 ^c	2.00	3.40	3.57	3.62	4.03	4.45

Wt % Cu	Copper-Nickel					
	100 K	273 K	293 K	300 K	350 K	400 K
99 ^c	1.45	2.71	2.85	2.91	3.27	3.62
95 ^c	6.19	7.60	7.71	7.82	8.22	8.62
90 ^c	12.08	13.69	13.89	13.96	14.40	14.81
85 ^c	18.01	19.63	19.83	19.90	20.32	20.70
80 ^c	23.89	25.46	25.66	25.72	26.12	26.44
70 ⁱ	35.73	36.67	36.72	36.76	36.85	36.89
60 ⁱ	45.76	45.43	45.38	43.35	45.20	45.01
50 ⁱ	50.22	50.19	50.05	50.01	49.73	49.50
40 ^c	36.77	47.42	47.73	47.82	48.28	48.49
30 ⁱ	26.73	40.19	41.79	42.34	44.51	45.40
25 ^c	22.22	33.46	35.11	35.69	39.67	42.81
15 ^c	13.49	22.00	23.35	23.85	27.60	31.38
10 ^c	9.28	16.65	17.82	18.26	21.51	25.19
5 ^c	5.20	11.49	12.50	12.90	15.69	18.78
1 ^c	1.81	7.23	8.08	8.37	10.63	13.18

Wt % Cu	Copper-Palladium					
	100 K	273 K	293 K	300 K	350 K	400 K
99 ^c	0.91	2.10	2.23	2.27	2.59	2.92
95 ^c	2.99	4.21	4.35	4.40	4.74	5.08
90 ^c	5.69	6.89	7.03	7.08	7.41	7.74
85 ^c	8.30	9.48	9.61	9.66	10.01	10.36
80 ^c	10.74	11.99	12.12	12.16	12.51	12.87
70 ^c	15.67	16.87	17.01	17.06	17.41	17.78
60 ^c	20.45	21.73	21.87	21.92	22.30	22.69
50 ^c	26.07	27.62	27.79	27.86	28.25	28.64
40 ^c	33.53	35.31	35.51	35.57	36.03	36.47
30 ^c	45.03	46.50	46.66	46.71	47.11	47.47
25 ^c	44.12	46.25	46.45	46.52	46.99	47.43
15 ^c	31.79	36.52	36.99	37.16	38.28	39.35
10 ^c	23.00	28.90	29.51	29.73	31.19	32.56
5 ^c	13.09	20.00	20.75	21.02	22.84	24.54
1 ^c	8.97	11.90	12.67	12.93	14.82	16.68

Wt % Cu	Copper-Zinc					
	100 K	273 K	293 K	300 K	350 K	400 K
99 ^b	0.671	1.84	1.97	2.02	2.36	2.71
95 ^b	1.54	2.78	2.92	2.97	3.33	3.69
90 ^b	2.33	3.66	3.81	3.86	4.25	4.63
85 ^b	2.93	4.37	4.54	4.60	5.02	5.44
80 ^b	3.44	5.01	5.19	5.26	5.71	6.17
70 ^b	4.08	5.87	6.08	6.15	6.67	7.19

Wt % Au	Gold-Palladium					
	100 K	273 K	293 K	300 K	350 K	400 K
99 ^c	1.31	2.69	2.86	2.91	3.32	3.73
95 ^c	3.88	5.21	5.35	5.41	5.79	6.17
90 ⁱ	6.70	8.01	8.17	8.22	8.56	8.93
85 ^b	9.14	10.50	10.66	10.72	11.10	11.48
80 ^b	11.23	12.75	12.93	12.99	13.45	13.93
70 ^c	16.44	18.23	18.46	18.54	19.10	19.67
60 ^b	24.64	26.70	26.94	27.02	27.63	28.23
50 ^a	23.09	27.23	27.63	27.76	28.64	29.42
40 ^a	19.40	24.65	25.23	25.42	26.74	27.95
30 ^b	14.94	20.82	21.49	21.72	23.35	24.92
25 ^b	12.72	18.86	19.53	19.77	21.51	23.19
15 ^a	8.54	15.08	15.77	16.01	17.80	19.61
10 ^a	6.54	13.25	13.95	14.20	16.00	17.81
5 ^a	4.58	11.49	12.21	12.46	14.26	16.07
1 ^a	3.01	10.07	10.85	11.12	12.99	14.80

	Gold-Silver					
	100 K	273 K	293 K	300 K	350 K	400 K
Wt % Au						
99 ^b	1.20	2.58	2.75	2.80	3.22	3.63
95 ^a	3.16	4.58	4.74	4.79	5.19	5.59
90 ^j	5.16	6.57	6.73	6.78	7.19	7.58
85 ^j	6.75	8.14	8.30	8.36	8.75	9.15
80 ^j	7.96	9.34	9.50	9.55	9.94	10.33
70 ^j	9.36	10.70	10.86	10.91	11.29	11.68
60 ^j	9.61	10.92	11.07	11.12	11.50	11.87
50 ^j	8.96	10.23	10.37	10.42	10.78	11.14
40 ^j	7.69	8.92	9.06	9.11	9.46	9.81
30 ^a	6.15	7.34	7.47	7.52	7.85	8.19
25 ^a	5.29	6.46	6.59	6.63	6.96	7.30
15 ^a	3.42	4.55	4.67	4.72	5.03	5.34
10 ^a	2.44	3.54	3.66	3.71	4.00	4.31
5 ⁱ	1.44	2.52	2.64	2.68	2.96	3.25
1 ^b	0.627	1.69	1.80	1.84	2.12	2.42
	Iron-Nickel					
	100 K	273 K	293 K	300 K	400 K	
Wt % Fe						
99 ^a	3.32	10.9	12.0	12.4	18.7	
95 ^c	10.0	18.7	19.9	20.2	26.8	
90 ^c	14.5	24.2	25.5	25.9	33.2	
85 ^c	17.5	27.8	29.2	29.7	37.3	
80 ^c	19.3	30.1	31.6	32.2	40.0	
70 ^b	20.9	32.3	33.9	34.4	42.4	
60 ^c	28.6	53.8	57.1	58.2	73.9	
50 ^d	12.3	28.4	30.6	31.4	43.7	
40 ^d	7.73	19.6	21.6	22.5	34.0	
30 ^c	5.97	15.3	17.1	17.7	27.4	
25 ^b	5.62	14.3	15.9	16.4	25.1	
15 ^c	4.97	12.6	13.8	14.2	21.1	
10 ^c	4.20	11.4	12.5	12.9	18.9	
5 ^c	3.34	9.66	10.6	10.9	16.1	
1 ^b	1.66	7.17	7.94	8.12	12.8	
	Silver-Palladium					
	100 K	273 K	293 K	300 K	350 K	400 K
Wt % Ag						
99 ^b	0.839	1.891	2.007	2.049	2.35	2.66
95 ^b	2.528	3.58	3.70	3.74	4.04	4.34
90 ^b	4.72	5.82	5.94	5.98	6.28	6.59
85 ^k	6.82	7.92	8.04	8.08	8.38	8.68
80 ^k	8.91	10.01	10.13	10.17	10.47	10.78
70 ^k	13.43	14.53	14.65	14.69	14.99	15.30
60 ^j	19.4	20.9	21.1	21.2	21.6	22.0
50 ^k	29.3	31.2	31.4	31.5	32.0	32.4
40 ^m	40.8	42.2	42.2	42.2	42.3	42.3
30 ^b	37.1	40.4	40.6	40.7	41.3	41.7
25 ^k	32.4	36.67	37.06	37.19	38.1	38.8
15 ^j	21.0	27.08	26.68	27.89	29.3	30.6
10 ^j	14.95	21.69	22.39	22.63	24.3	25.9
5 ^b	8.91	15.98	16.72	16.98	18.8	20.5
1 ^a	3.97	11.06	11.82	12.08	13.92	15.70

^a Uncertainty in resistivity is $\pm 2\%$.

^b Uncertainty in resistivity is $\pm 3\%$.

^c Uncertainty in resistivity is $\pm 5\%$.

^d Uncertainty in resistivity is $\pm 7\%$ below 300 K and $\pm 5\%$ at 300 and 400 K.

^e Uncertainty in resistivity is $\pm 7\%$.

^f Uncertainty in resistivity is $\pm 8\%$.

^g Uncertainty in resistivity is $\pm 10\%$.

^h Uncertainty in resistivity is $\pm 12\%$.

ⁱ Uncertainty in resistivity is $\pm 4\%$.

^j Uncertainty in resistivity is $\pm 1\%$.

^k Uncertainty in resistivity is $\pm 3\%$ up to 300 K and $\pm 4\%$ above 300 K.

^m Uncertainty in resistivity is $\pm 2\%$ up to 300 K and $\pm 4\%$ above 300 K.

ELECTRICAL RESISTIVITY OF GRAPHITE MATERIALS

L. I. Berger

At normal conditions, the only stable crystallographic modification of carbon is graphite. The quasi-stable diamond turns into graphite starting from about 1000 °C in air. In industry, a graphitic material is commonly called either *carbon*, if it consists of small and low-oriented crystallites, or *graphite*, the material with highly ordered structure. In the 1970s, the first carbon filaments of about 7 nm in diameter were grown by Morinobu Endo at the University of Orleans, France, by the vapor-growth technique. In 1985, Sir Harold Walter Kroto of Sussex University, UK, and Richard E. Smalley and co-workers at Rice University discovered spherical carbon molecules, C₆₀ (or C60), consisting of combinations of carbon atoms organized into hexagons and pentagons, named *buckminsterfullerenes* or *fullerenes* and possessing very promising mechanical and electrical properties. In 1991, Sumio Iijima, NEC Labs, Japan, and David S. Bethune, IBM Almaden Labs, observed the carbon atomic groups in the form of tubes capped by halves of the fullerene molecules and formed on the cathodes of carbon arc devices. The length of the tubes could be up to tens of micrometers and the diameter, naturally, is equal to that of the fullerene molecule. These tubes, called *nanotubes*, may be single wall (SWNT) or consist of several concentric tubes with a common axis (multi-walled nanotubes, MWNT). Two-dimensional *graphene* is another crystallographic modification of

graphite (Saroj Nayak, Rensselaer U., 2004) that is a flat hexagonal network of carbon atoms with a thickness equal to the carbon atom size. The nanotube may be considered as formed by strips of graphenes turned into a cylinder. The character of the electrical conductivity (metallic or semiconductive) of a SWNT depends on orientation of the carbon hexagons of the nanotube surface regarding its axis (the chiral angle [Ref. 1]). The following table contains some typical data on electrical and electronic properties of graphite materials.

References

1. M. S. Dresselhaus, G. Dresselhaus, and Ph. Avouris (Eds.), *Carbon Nanotubes. Synthesis, Structure, Properties, and Applications*, Springer-Verlag, 2001.
2. ESPI Metals Catalog, 2007.
3. SPI Supplies Catalog, 2007.
4. F. L. Vogel, *J. Mater. Sci.* 12, 982–986, 1977.
5. K. S. Novoselov et al., *Nature* 438, 197–200, 2005.
6. Y. Zhang et al., *Nature* 438, 201–204, 2005.
7. N. Tombros et al., *Nature* 448, 571–574, 2007.
8. H. Dai, in Ref. 1, pp. 29–53.
9. CTI Carbon Nanotube Cat., 2007.
10. L. Matija et al., *Sci. Forum* 413, 49–52, 2003.

Material	Electrical resistivity ρ at R. T. m Ω cm [$\mu\Omega$ inch]	Energy gap at R. T. eV	Electron mobility cm ² /V s	(1/ ρ)d ρ /d T near R. T. 10 ⁻⁴ °C ⁻¹	Ref.
Bulk graphite					
Electromet graphite	1.90 [750]			-5	2
Electro graphite	1.60 [630]			-5	2
Aeromet graphite	1.47 [580]			-5	2
ESPI Superconductive	1.75 [690]			-5	2
Radioelectronics data	30 [11,800]			-5.6	3
Highly ordered pyrolytic graphite	Parallel 0.04 [15.7] Across 150 [59000]				3
Single crystal graphite, normal to <i>c</i> -axis	1•10 ⁻⁶				4
Graphenes					
<i>n</i> -Graphene		≈5 (M); ≈10 (Γ) ^c	10 ⁶		5,6
<i>p</i> -Graphene			10 ⁴		7
Carbon nanotubes					
Metallic SWNT	12 k Ω ^a				1
Semiconducting SWNT		0.7 – 0.9 ^b		128 ^d	1
MWNT	10 ²				9
Carbon fullerenes					
Fullerene (C ₆₀)	10 ¹²	1.95			10

^a Minimum resistance of individual nanotubes [Ref. 8]

^b Est. from Ref. 1, p. 47

^c Est. from Ref. 1, p. 116

^d Est. from Ref. 1, p. 179.

PERMITTIVITY (DIELECTRIC CONSTANT) OF INORGANIC SOLIDS

H. P. R. Frederikse

This table lists the permittivity ϵ , frequently called the dielectric constant, of a number of inorganic solids. When the material is not isotropic, the individual components of the permittivity are given. A superscript S indicates a measurement made under constant strain ("clamped" dielectric constant). If the constraint is removed, the measurement yields ϵ^T , the "unclamped" or free dielectric constant.

The temperature of the measurement is given when available; the symbol r.t. indicates a value at nominal room temperature. The

frequency of the measurement is given in the last column (i.r. indicates a measurement in the infrared).

Substances are listed in alphabetical order by chemical formula.

Reference

Young, K. F., and Frederikse, H. P. R., *J. Phys. Chem. Ref. Data* 2, 313, 1973.

Formula	Name	ϵ_{ijk}	T/K	ν/Hz
Ag ₃ AsS ₃	Silver thioarsenate (Proustite)	$\epsilon_{11}^T = 16.5, \epsilon_{11}^S = 14.5$ $\epsilon_{33}^T = 20.0, \epsilon_{11}^S = 18.0$	r.t. r.t.	2×10^7 2×10^7
AgBr	Silver bromide	12.50	r.t.	
AgCN	Silver cyanide	5.6	r.t.	10^6
AgCl	Silver chloride	11.15	r.t.	
AgNO ₃	Silver nitrate	9.0	293	5×10^5
AgNa(NO ₂) ₂	Silver sodium nitrite	4.5 ± 0.5	r.t.	9.4×10^9
Ag ₂ O	Silver oxide	8.8	r.t.	
(AlF) ₂ SiO ₄	Aluminum fluosilicate (topaz)	$\epsilon_{11} = 6.62$ $\epsilon_{22} = 6.58$ $\epsilon_{33} = 6.95$	297 297 297	7×10^3 7×10^3 7×10^3
Al ₂ O ₃	Aluminum oxide (alumina)	$\epsilon_{11} = \epsilon_{22} = 9.34$ $\epsilon_{33} = 11.54$ $\epsilon_{11}^T = 6.05$	298 298 r.t.	$10^2 - 8 \times 10^9$ $10^2 - 8 \times 10^9$ 10^3
AlPO ₄	Aluminum phosphate	11.21	300	i.r.
AlSb	Aluminum antimonide	5.7	r.t.	
AsF ₃	Arsenic trifluoride	7.1	r.t.	i.r.
BN	Boron nitride	8.53	291	2×10^5
BaCO ₃	Barium carbonate	$\epsilon_{11} = 7.9$ $\epsilon_{22} = 5.9$ $\epsilon_{33} = 7.5$	r.t. r.t. r.t.	10^3 10^3 10^3
Ba(COOH) ₂	Barium formate	9.81	r.t.	
BaCl ₂	Barium chloride	9.00	r.t.	10^3
BaCl ₂ · 2H ₂ O	Barium chloride dihydrate	7.32	292	$5 \times 10^2 - 10^{11}$
BaF ₂	Barium fluoride	4.95	292	2×10^5
Ba(NO ₃) ₂	Barium nitrate	$\epsilon_{11}^S = 222, \epsilon_{11}^T = 235$ $\epsilon_{22}^S = 227, \epsilon_{22}^T = 247$ $\epsilon_{33}^S = 32, \epsilon_{33}^T = 51$	296 296 296	10^4
Ba ₂ NaNb ₅ O ₁₅	Barium sodium niobate ("Bananas")			
BaO	Barium oxide (baria)	34 ± 1	248, 333	60×10^7
BaO ₂	Barium peroxide	10.7	r.t.	2×10^6
BaS	Barium sulfide	19.23	r.t.	7.25×10^6
BaSO ₄	Barium sulfate	11.4	288	10^8
BaSnO ₃	Barium stannate	18	298	25×10^5
BaTiO ₃	Barium titanate	$\epsilon_{11}^T = 3600$ $\epsilon_{11}^S = 2300$ $\epsilon_{33}^T = 150$ $\epsilon_{33}^S = 80$	298 298 298 298	10^5 2.5×10^8 10^5 2.5×10^8
Ba ₆ Ti ₂ Nb ₈ O ₃₀	Barium titanium niobate	$\epsilon_{11} = \epsilon_{22} \approx 190$ $\epsilon_{33} \approx 220$	298 298	
BaWO ₄	Barium tungstate	$\epsilon_{11} = \epsilon_{22} = 35.5 \pm 0.2$ $\epsilon_{33} = 37.2 \pm 0.2$	297.5 297.5	1.6×10^3 1.6×10^3
BaZrO ₃	Barium zirconate	43	r.t.	

Formula	Name	ϵ_{ijk}	T/K	ν/Hz
$\text{Be}_3\text{Al}_2\text{Si}_6\text{O}_{18}$	Beryllium aluminum silicate (Beryl)	$\epsilon_{33} = 5.95$	297	7×10^3
		$\epsilon_{11} = \epsilon_{22} = 6.86$	297	7×10^3
BeCO_3	Beryllium carbonate	9.7	291	2×10^5
BeO	Beryllium oxide (beryllia)	7.35 ± 0.2	293	2×10^6
BiFeO_3	Bismuth iron oxide	40 ± 3	300	9.4×10^9
		$\epsilon_{11}^S = 38$	r.t.	
$\text{Bi}_{12}\text{GeO}_{20}$	Bismuth germanite			
$\text{Bi}(\text{GeO}_4)_3$	Bismuth germanate	16	293	
Bi_2O_3	Bismuth sesquioxide	18.2	r.t.	2×10^6
$\text{Bi}_4\text{Ti}_3\text{O}_{12}$	Bismuth titanate	112	r.t.	10^3
C	Diamond			
	Type I	5.87 ± 0.19	300	10^3
	Type IIa	5.66 ± 0.04	300	10^3
$\text{C}_4\text{H}_4\text{O}_6$	Tartaric acid	$\epsilon_{11} = \epsilon_{22} = 4.3$	298	
		$\epsilon_{33} = 4.5$	298	
		$\epsilon_{13} = 0.55$	298	
$\text{C}_6\text{H}_{14}\text{N}_2\text{O}_6$	Ethylene diamine tartrate (EDT)	$\epsilon_{11}^T = 5.0$	293	
		$\epsilon_{22}^T = 8.3$	293	
		$\epsilon_{33}^T = 6.0$	293	
		$\epsilon_{13}^T = 0.7$	293	
$\text{C}_6\text{H}_{12}\text{O}_6\text{NaBr}$	Dextrose sodium bromide	$\epsilon_{11}^T = 4.0$	r.t.	10^3
$(\text{CH}_3\text{NH}_3)\text{Al}(\text{SO}_4)_2 \cdot 2\text{H}_2\text{O}$	Methyl ammonium alum (MASD)	19	197	
$\text{Ca}_2\text{B}_6\text{O}_{11} \cdot 5\text{H}_2\text{O}$	Colemanite	$\epsilon_{11} = 20$	293	10^3
		$\epsilon_{33} = 25$	293	10^3
CaCO_3	Calcium carbonate	$\epsilon_{11} = 8.67$	r.t.	9.4×10^{10}
		$\epsilon_{22} = 8.69$	r.t.	9.4×10^{10}
		$\epsilon_{33} = 8.31$	r.t.	9.4×10^{10}
CaCeO_3	Calcium cerate	21	r.t.	
CaF_2	Calcium fluoride	6.81	300	$5 \times 10^2 - 10^{11}$
CaMoO_4	Calcium molybdate	$\epsilon_{11} = \epsilon_{22} = 24.0 \pm 0.2$	297.5	<10
		$\epsilon_{33} = 20.0 \pm 0.2$	297.5	<10
$\text{Ca}(\text{NO}_3)_2$	Calcium nitrate	6.54	292	2×10^5
CaNb_2O_6	Calcium niobate	$\epsilon_{11} = 22.8 \pm 1.9$	r.t.	$(5-500) \times 10^3$
$\text{Ca}_2\text{Nb}_2\text{O}_7$	Calcium pyroniobate	~ 45	r.t.	5×10^7
CaO	Calcium oxide	11.8 ± 0.3	283	2×10^6
CaS	Calcium sulfide	6.699	r.t.	7.25×10^6
$\text{CaSO}_4 \cdot 2\text{H}_2\text{O}$	Calcium sulfate dihydrate	$\epsilon_{11} = 5.10$	r.t.	
		$\epsilon_{22} = 5.24$	r.t.	
		$\epsilon_{33} = 10.30$	r.t.	
CaTiO_3	Calcium titanate	165	r.t.	
CaWO_4	Calcium tungstate	$\epsilon_{11} = \epsilon_{22} = 11.7 \pm 0.1$	297.5	1.59×10^3
		$\epsilon_{33} = 9.5 \pm 0.2$	297.5	1.59×10^3
Cd_3As_2	Cadmium arsenide	$\epsilon_{33} = 18.5$	4	
CdBr_2	Cadmium bromide	8.6	293	5×10^5
CdF_2	Cadmium fluoride	8.33 ± 0.08	300	$10^5 - 10^7$
CdS	Cadmium sulfide	$\epsilon_{11} = \epsilon_{22} = 8.7$	300	i.r.
		$\epsilon_{33} = 9.25$	300	i.r.
		$\epsilon_{11} = \epsilon_{22} = 8.37$	8	i.r.
		$\epsilon_{33} = 9.00$	8	i.r.
		$\epsilon_{11}^T = 8.48$	77	10^4
		$\epsilon_{33}^T = 9.48$	77	10^4
		$\epsilon_{11}^S = 9.02, \epsilon_{11}^T = 9.35$	298	10^4
		$\epsilon_{33}^S = 9.53, \epsilon_{33}^T = 10.33$	298	10^4
CdSe	Cadmium selenide	$\epsilon_{11}^S = 9.53, \epsilon_{11}^T = 9.70$	298	10^4
		$\epsilon_{33}^S = 10.2, \epsilon_{33}^T = 10.65$	298	10^4
CdTe	Cadmium telluride	$\epsilon_{11} = \epsilon_{22} = 10.60 \pm 0.15$	297	i.r.

Formula	Name	ϵ_{ijk}	T/K	ν/Hz
		$\epsilon_{33} = 7.05 \pm 0.05$	297	i.r.
$\text{Cd}_2\text{Nb}_2\text{O}_7$	Cadmium pyroniobate	500–580	293	10^3
CeO_2	Cerium oxide	7.0	r.t.	2×10^6
CoNb_2O_6	Cobalt niobate	$\epsilon_{11} = 18.4 \pm 1.1$	r.t.	$(5-500) \times 10^3$
		$\epsilon_{22} = 21.4 \pm 1.1$	r.t.	$(5-500) \times 10^3$
		$\epsilon_{33} = 33.0 \pm 0.7$	r.t.	$(5-500) \times 10^3$
CoO	Cobalt oxide	12.9	298	$10^2 - 10^{10}$
Cr_2O_3	Chromic sesquioxide	$\epsilon_{11} = \epsilon_{22} = 13.3$	298.5	10^3
		$\epsilon_{33} = 11.9$	298.5	10^3
		8	315 (T_N)	6×10^{10}
$\text{CsAl}(\text{SO}_4)_2 \cdot 12\text{H}_2\text{O}$	Cesium alum	5.0	r.t.	$20-20 \times 10^3$
CsBr	Cesium bromide	6.38	298	1.6×10^3
Cs_2CO_3	Cesium carbonate	6.53	291	2×10^5
CsCl	Cesium chloride	7.2	298	
CsH_2AsO_4	Cesium dihydrogen arsenate (CDA)	4.8	273	9.5×10^9
CsH_2PO_4	Cesium dihydrogen phosphate (CDP)	6.15	285	9.5×10^9
$\text{CsH}_3(\text{SeO}_3)_2$	Cesium trihydrogen selenite	$\epsilon_{11} = 80$	273	10^5
		$\epsilon_{22} = 63$	273	10^5
		$\epsilon_{33} = 12$	273	10^5
CsI	Cesium iodide	6.31	298	1.6×10^3
CsNO_3	Cesium nitrate	$\epsilon_{11} = \epsilon_{22} = 9.4$	r.t.	5×10^5
		$\epsilon_{33} = 8.3$	r.t.	5×10^5
CsPbCl_3	Cesium lead chloride	14.37	300	10^5-10^6
CuBr	Cuprous bromide	8.0	293	5×10^5
CuCl	Cuprous chloride	9.8 ± 0.5	r.t.	10^3
CuO	Cupric oxide	18.1	r.t.	2×10^6
Cu_2O	Cuprous oxide (Cuprite)	7.60 ± 0.06	r.t.	10^5
$\text{CuSO}_4 \cdot 5\text{H}_2\text{O}$	Cupric sulfate pentahydrate	6.60	r.t.	
EuF_2	Europium fluoride	7.7 ± 0.2	298	$(1-300) \times 10^3$
$\text{Eu}_2(\text{MoO}_4)_3$	Europium molybdate	9.5	298	
EuS	Europium sulfide	13.10 ± 0.04	80	$5 \times 10^2-10^5$
FeO	Ferrous oxide	14.2	r.t.	2×10^6
Fe_2O_3	Ferric sesquioxide	4.5	r.t.	10^5-10^7
$\text{Fe}_2\text{O}_3-\alpha$	Ferric sesquioxide (hematite)	12		6×10^{10}
Fe_3O_4	Ferrosoferric oxide (magnetite)	20	r.t.	10^5-10^7
GaAs	Gallium arsenide	13.13	300	
		12.90	4	i.r.
GaP	Gallium phosphide	11.1	r.t.	
		10.75 ± 0.1	1.6	i.r.
GaSb	Gallium antimonide	15.69	r.t.	
		15.7	4	i.r.
$\text{Gd}_2(\text{MoO}_4)_3$	Gadolinium molybdate	$\epsilon^T = 10$	298	
		$\epsilon^S = 9.5$	298	10^3
Ge	Germanium	16.0 ± 0.3	4	9.2×10^9
		15.8 ± 0.2	r.t.	$500-3 \times 10^{10}$
GeO_2	Germanium dioxide	$\epsilon_{11} = \epsilon_{22} = 7.44$	r.t.	i.r.
HIO_3	Iodic acid	$\epsilon_{11} = 7.5$	r.t.	10^3
		$\epsilon_{22} = 12.4$	r.t.	10^3
		$\epsilon_{33} = 8.1$	r.t.	10^3
$\text{HNH}_4(\text{ClCH}_2\text{COO})_2$	Hydrogen ammonium dichloroacetate	$\epsilon_{[102]} = 5.9$	r.t.	10^5
H_2O	Ice I (P = 0 kbar)	99	243	
	Ice III (P = 3 kbar)	117	243	
	Ice V (P = 5 kbar)	114	243	
	Ice VI (P = 8 kbar)	193	243	
HgCl	Mercurous chloride (Calumel)	$\epsilon_{11} = \epsilon_{22} = 14.0$	r.t.	10^{12}
HgCl_2	Mercuric chloride	6.5	r.t.	10^{12}
HgS	Mercurous sulfide (Cinnabar)	$\epsilon_{11} = \epsilon_{22} = 18.0$	r.t.	i.r.
		$\epsilon_{33} = 32.5$	r.t.	i.r.
HgSe	Mercurous selenide	25.6	r.t.	10^4-10^6
I_2	Iodine	$\epsilon_{11} = 6$	r.t.	$5 \times 10^4-10^7$
		$\epsilon_{22} = 3$	r.t.	$5 \times 10^4-10^7$

Formula	Name	ϵ_{ijk}	T/K	ν/Hz
InAs	Indium arsenide	$\epsilon_{33} = 40$	r.t.	$5 \times 10^4 - 10^7$
		14.55 ± 0.3	r.t.	i.r.
		15.15	4	i.r.
InP	Indium phosphide	12.61	r.t.	i.r.
InSb	Indium antimonide	17.88	4	i.r.
$\text{KAl}(\text{SO}_4)_2 \cdot 12\text{H}_2\text{O}$	Potassium alum	6.5	r.t.	$20 - 20 \times 10^3$
KBr	Potassium bromide	4.88	300	
		4.53	4.2	
KBrO_3	Potassium bromate	7.3	r.t.	2×10^6
KCN	Potassium cyanide	6.15	r.t.	2×10^6
K_2CO_3	Potassium carbonate	4.96	291	2×10^5
$\text{K}_2\text{C}_4\text{H}_4\text{O}_6 \cdot \frac{1}{2}\text{H}_2\text{O}$	Dipotassium tartrate (DKT)	$\epsilon_{11} = 6.44$	r.t.	
		$\epsilon_{22} = 5.80$	r.t.	
		$\epsilon_{33} = 6.49$	r.t.	
		$\epsilon_{13} = 0.005$	r.t.	
		4.86 ± 0.02	r.t.	5×10^3
KCl	Potassium chloride	4.50	4.2	
KClO_3	Potassium chlorate	5.1	r.t.	2×10^6
KClO_4	Potassium perchlorate	5.9	r.t.	2×10^6
K_2CrO_4	Potassium chromate	7.3	r.t.	6×10^7
$\text{KCr}(\text{SO}_4)_2 \cdot 12\text{H}_2\text{O}$	Potassium chrome alum	6.5	100–240	175×10^3
KD_2AsO_4	Potassium dideuterium arsenate (KDDA)	$\epsilon_{11} = 70$	298	
		$\epsilon_{33} = 31$	298	
		50 ± 2	297	10^3
KD_2PO_4	Potassium dideuterium phosphate (KDDP)	50 ± 2	297	10^3
KF	Potassium fluoride	6.05		2×10^6
KH_2AsO_4	Potassium dihydrogen arsenate (KDA)	$\epsilon_{11} = 60$	298	
		$\epsilon_{33} = 24$	298	
		46	298	10^3
KH_2PO_4	Potassium dihydrogen phosphate (KDP)	$\epsilon_{11} = 42$	r.t.	
		$\epsilon_{33} = 21$	r.t.	
		9.05	r.t.	2×10^6
K_2HPO_4	Dipotassium monohydrogen orthophosphate			
KI	Potassium iodide	5.00	r.t.	9.4×10^{10}
KIO_3	Potassium iodate	170	255	10^5
		10	293	10^5
		$\epsilon_{[101]} \approx 40, 70$	r.t.	10^5
		16.85	r.t.	2×10^6
		5.4	299	$10^2 - 3 \times 10^9$
$(\text{K}, \text{H})\text{Al}_3(\text{SiO}_4)_3$	Mica (muscovite)			
$(\text{K}, \text{H})\text{Mg}_3\text{Al}(\text{SiO}_4)_3$	Mica (Canadian)	$\epsilon_{11} = \epsilon_{22} = 6.9$	298	$10^2 - 10^4$
		$\epsilon_{33} = 7.3$	298	10^4
		25	305	
KNO_2	Potassium nitrite			
KNO_3	Potassium nitrate	4.37	293	2×10^5
KNbO_3	Potassium niobate	700	r.t.	
K_3PO_4	Potassium orthophosphate	7.75	r.t.	2×10^6
KSCN	Potassium thiocyanate	7.9	r.t.	2×10^6
K_2SO_4	Potassium sulfate	6.4	r.t.	2×10^6
$\text{K}_2\text{S}_3\text{O}_6$	Potassium trithionate	5.7	293	1.8×10^6
$\text{K}_2\text{S}_4\text{O}_6$	Potassium tetrathionate	5.5	293	1.8×10^6
$\text{K}_2\text{S}_5\text{O}_6 \cdot \text{H}_2\text{O}$	Potassium pentathionate	7.8	293	1.8×10^6
$\text{K}_2\text{S}_6\text{O}_6$	Potassium hexathionate	7.8	293	1.8×10^6
K_2SeO_4	Potassium selenate	$\epsilon_{11} = 5.9$	r.t.	10^3
		$\epsilon_{22} = 7.7$	r.t.	10^3
$\text{KSr}_2\text{Nb}_5\text{O}_{15}$	Potassium strontium niobate	$\epsilon_{11} = \epsilon_{11} \approx 1200$	298	
		$\epsilon_{33} \approx 800$	298	
KTaNbO_3	Potassium tantalate niobate (KTN)	34,000	273	10^4
		6,000	293	10^4
KTaO_3	Potassium tantalate	242	298	2×10^5
LaScO_3	Lanthanum scandate	30	r.t.	
LiBr	Lithium bromide	12.1	r.t.	2×10^6
Li_2CO_3	Lithium carbonate	4.9	291	2×10^5
LiCl	Lithium chloride	11.05	r.t.	2×10^6

Formula	Name	ϵ_{ijk}	T/K	ν/Hz
LiD	Lithium deuteride	14.0 ± 0.5	r.t.	i.r.
LiF	Lithium fluoride	9.00	298	$10^2\text{--}10^7$
		9.11	353	$10^2\text{--}10^7$
LiGaO ₂	Lithium metagallate	$\epsilon_{11}^T = 7.0, \epsilon_{22}^T = 6.0$	r.t.	
		$\epsilon_{33}^T = 9.5$	r.t.	
		$\epsilon_{11}^S = 6.8, \epsilon_{22}^S = 5.8$	r.t.	
Li ⁶ H	Lithium-6 hydride	13.2 ± 0.5	r.t.	
Li ⁷ H	Lithium-7 hydride	12.9 ± 0.5	r.t.	
LiH ₃ (SeO ₃) ₂	Lithium trihydrogen selenite	29	298	10^4
		$\epsilon_{11} = 13.0$	r.t.	
		$\epsilon_{22} = 12.9$	r.t.	
		$\epsilon_{33} = 46$	r.t.	
LiI	Lithium iodide	11.03	r.t.	2×10^6
LiIO ₃	Lithium iodate	$\epsilon_{11} = \epsilon_{22} = 65$	294.5	10^3
		$\epsilon_{33} = 554$	298	
LiNH ₄ C ₄ O ₆ · H ₂ O	Lithium ammonium tartrate (LAT)	$\epsilon_{11}^T = 7.2$	298	
		$\epsilon_{22}^T = 8.0$	298	
		$\epsilon_{33}^T = 6.9$	298	
LiNa ₃ CrO ₄ · 6H ₂ O	Lithium trisodium chromate	8.0	r.t.	10^3
LiNa ₃ MoO ₄ · 6H ₂ O	Lithium trisodium molybdate	$\epsilon_{11} = 6.7$	r.t.	10^3
		$\epsilon_{33} = 5.3$	r.t.	10^3
LiNbO ₃	Lithium niobate	$\epsilon_{11} = \epsilon_{22} = 82$	298	10^5
		$\epsilon_{33} = 30$	298	10^5
Li ₂ SO ₄ · H ₂ O	Lithium sulfate monohydrate	$\epsilon_{11} = 5.6$	298	
		$\epsilon_{22} = 10.3$	298	
		$\epsilon_{33} = 6.5$	298	
		$\epsilon_{13} = 0.07$	298	
LiTaO ₃	Lithium tantalate	$\epsilon_{11} = \epsilon_{22} = 53$	r.t.	10^5
		$\epsilon_{33} = 46$	r.t.	10^5
		$\epsilon_{11}^S = \epsilon_{22}^S = 41$	r.t.	
		$\epsilon_{33}^S = 43$	r.t.	
		$\epsilon_{11}^T = \epsilon_{22}^T = 51$	r.t.	
		$\epsilon_{33}^T = 45$	r.t.	
LiTiC ₄ O ₆ · H ₂ O	Lithium thallium tartrate (LTT)	$\epsilon_{11} \approx 20$	80	
Mg ₃ B ₇ O ₁₃ Cl	Magnesium borate monochloride (boracite)	$\epsilon_{11} = 14.1$	r.t.	5×10^5
MgCO ₃	Magnesium carbonate	8.1	291	2×10^5
MgNb ₂ O ₆	Magnesium niobate	$\epsilon_{11} = 16.4 \pm 0.5$	r.t.	$(5\text{--}500) \times 10^3$
		$\epsilon_{22} = 20.9 \pm 0.5$	r.t.	$(5\text{--}500) \times 10^3$
		$\epsilon_{33} = 32.4 \pm 0.5$	r.t.	$(5\text{--}500) \times 10^3$
MgO	Magnesium oxide (Periclase)	9.65	298	$10^2\text{--}10^8$
(MgO) _x Al ₂ O ₃	Spinel	8.6	r.t.	
MgSO ₄	Magnesium sulfate	8.2	r.t.	
MgSO ₄ · 7H ₂ O	Magnesium sulfate septahydrate	5.46	r.t.	
MgTiO ₃	Magnesium titanate	13.5	r.t.	
MgWO ₄	Magnesium tungstate	$\epsilon_{11} = 18.0 \pm 1$	r.t.	$(5\text{--}500) \times 10^3$
		$\epsilon_{22} = 18.0 \pm 1$	r.t.	$(5\text{--}500) \times 10^3$
MnNb ₂ O ₆	Manganese niobate	$\epsilon_{11} = 17.4 \pm 2$	r.t.	$(5\text{--}500) \times 10^3$
		$\epsilon_{22} = 16.1 \pm 0.5$	r.t.	$(5\text{--}500) \times 10^3$
		$\epsilon_{33} = 30.7 \pm 1$	r.t.	$(5\text{--}500) \times 10^3$
MnO	Manganese oxide (Pyrolusite)	12.8	r.t.	6×10^{10}
MnO ₂	Manganese dioxide	$\sim 10^4$	298	10^4
Mn ₂ O ₃	Manganese sesquioxide	8	r.t.	6×10^{10}
MnWO ₄	Manganese tungstate	$\epsilon_{11} = 19.3 \pm 1.3$	r.t.	$(5\text{--}500) \times 10^3$
		$\epsilon_{22} = 14.3 \pm 0.5$	r.t.	$(5\text{--}500) \times 10^3$
		$\epsilon_{33} = 16.5 \pm 1.1$	r.t.	$(5\text{--}500) \times 10^3$
N(CH ₃) ₄ HgBr ₃	Tetramethylammonium tribromomercurate (TTM)	~ 10	233–373	

Formula	Name	ϵ_{ijk}	T/K	ν/Hz
$\text{N}(\text{CH}_3)_4\text{HgI}_3$	Tetramethylammonium triiodo mercurate (TTM)	~ 10	233–373	
$\text{N}_4(\text{CH}_2)_6$	Hexamethylene tetramine (HMTA)	2.6 ± 0.2	r.t.	$10^9\text{--}10^{10}$
$(\text{ND}_4)_2\text{BeF}_4$	Deuteroammonium fluoberyllate	$\epsilon_{11} = 10$	r.t.	
		$\epsilon_{22} = 9$	r.t.	
		$\epsilon_{33} = 9$	r.t.	
$(\text{ND}_4)_2\text{SO}_4$	Deuteroammonium sulfate	$\epsilon_{11} = 9$	r.t.	
		$\epsilon_{22} = 10$	r.t.	
		$\epsilon_{33} = 9$	r.t.	
$(\text{NH}_2 \cdot \text{CH}_2\text{COOH})_3 \cdot \text{H}_2\text{SO}_4$	Triglycine sulfate (TGS)	$\epsilon_{11} = 9$	273	10^4
		$\epsilon_{22} = 30$	273	10^4
		$\epsilon_{33} = 6.5$	273	10^4
$(\text{NH}_2 \cdot \text{CH}_2\text{COOH})_3 \cdot \text{H}_2\text{SeO}_4$	Triglycine selenate (TGSe)	200	293	1.6×10^3
$(\text{NH}_2 \cdot \text{CH}_2\text{COOH})_3 \cdot \text{H}_2\text{BeF}_4$	Triglycine fluorberyllate (TGFB)	$\epsilon_{22} = 12$	273	10^4
$\text{NH}_4\text{Al}(\text{SO}_4)_2 \cdot 12\text{H}_2\text{O}$	Ammonium alum	6	r.t.	10^{12}
$(\text{NH}_4)_2\text{BeF}_4$	Ammonium fluorberyllate	$\epsilon_{11} = \epsilon_{22} = 7.8$	123	10^5
		$\epsilon_{33} = 7.1$	123	10^5
		$\epsilon_{11} = \epsilon_{22} = 8.8$	293	10^5
		$\epsilon_{33} = 9.2$	293	10^5
NH_4Br	Ammonium bromide	7.1	r.t.	7×10^5
NH_4I	Ammonium iodide	9.8	r.t.	
$(\text{NH}_4)_2\text{C}_2\text{H}_6\text{O}_6$	Ammonium tartrate	$\epsilon_{11} = 6.45$	r.t.	10^3
		$\epsilon_{22} = 6.8$	r.t.	10^3
		$\epsilon_{33} = 6.0$	r.t.	10^3
$(\text{NH}_4)_2\text{Cd}_2(\text{SO}_4)_3$	Ammonium cadmium sulfate	10.0	r.t.	10^4
NH_4Cl	Ammonium chloride	6.9	r.t.	7×10^5
$\text{NH}_4(\text{ClCH}_2\text{COO})$	Ammonium monochloroacetate	5	r.t.	2×10^6
$\text{NH}_4\text{Cr}(\text{SO}_4)_2 \cdot 12\text{H}_2\text{O}$	Ammonium chrome alum	6.5	r.t.	175×10^3
NH_4HSO_4	Ammonium bisulfate	165	273	5×10^4
$\text{NH}_4\text{H}_2\text{AsO}_4$	Ammonium dihydrogen arsenate (ADA)	5.1	265	9.5×10^9
		$\epsilon_{11} = \epsilon_{22} = 85$	298	10^3
		$\epsilon_{33} = 22$	298	
$\text{NH}_4\text{H}_2\text{PO}_4$	Ammonium dihydrogen phosphate (ADP)	$\epsilon_{11} = \epsilon_{22} = 57.1 \pm 0.6$	294.5	$10^5\text{--}35 \times 10^9$
		$\epsilon_{33} = 14.0 \pm 0.3$	294	$10^5\text{--}36 \times 10^9$
$\text{ND}_4\text{D}_2\text{PO}_4$	Ammonium dideuterium phosphate (ADDP)	$\epsilon_{11} = \epsilon_{22} = 74, \epsilon_{33} = 24$	300	
NH_4NO_3	Ammonium nitrate	10.7	322	$(5\text{--}50) \times 10^3$
$(\text{NH}_4)_2\text{SO}_4$	Ammonium sulfate	$\epsilon_{11} = \epsilon_{22} = 8.0$	123	10^5
		$\epsilon_{33} = 6.3$	123	10^5
		$\epsilon_{11} = \epsilon_{22} = 10.0$	293	10^5
		$\epsilon_{33} = 9.3$	293	10^5
$(\text{NH}_4)_2\text{UO}_2(\text{C}_2\text{O}_4)_2$	Ammonium uranyl oxalate	8.03	r.t.	$10^4\text{--}3.3 \times 10^9$
$(\text{NH}_4)_2\text{UO}_2(\text{C}_2\text{O}_4)_2 \cdot 3\text{H}_2\text{O}$	Ammonium uranyl oxalate trihydrate	6.06	r.t.	$10^4\text{--}3.3 \times 10^9$
NaBr	Sodium bromide	6.44	298	1.6×10^3
NaBrO_3	Sodium bromate	$\epsilon_{11}^T = 5.70$	298	10^3
NaCN	Sodium cyanide	7.55	293	10^5
NaCO_3	Sodium carbonate	8.75	291	2×10^5
$\text{NaCO}_3 \cdot 10\text{H}_2\text{O}$	Sodium carbonate decahydrate	5.3	r.t.	6×10^7
NaCl	Sodium chloride	5.9	298	$10^2\text{--}10^7$
		5.45	4.2	
NaClO_3	Sodium chlorate	$\epsilon_{11}^T = 5.76$	301	10^3
		5.28	r.t.	10^3
NaClO_4	Sodium perchlorate	5.76	r.t.	10^3
NaF	Sodium fluoride	5.08 ± 0.02	r.t.	5×10^3
$\text{NaH}_3(\text{SeO}_3)_2$	Sodium trihydrogen selenite	$\epsilon_{11} \approx 75$	273	2×10^5
$\text{NaD}_3(\text{SeO}_3)_2$	Sodium trideuterium selenite	$\epsilon_{11} \approx 220$	273	2×10^5
NaI	Sodium iodide	7.28 ± 0.03	r.t.	

Formula	Name	ϵ_{ijk}	T/K	ν/Hz
$\text{NaK}(\text{C}_4\text{H}_2\text{D}_2\text{O}_6) \cdot 4\text{D}_2\text{O}$	Sodium potassium tartrate tetradeutrate (double deuterated Rochelle salt)	$\epsilon_{11} = 70$ $\epsilon_{22} = 8.9$	273 273	10^3 10^3
$\text{NaK}(\text{C}_4\text{H}_4\text{O}_6) \cdot 4\text{H}_2\text{O}$	Sodium potassium tartrate tetrahydrate (Rochelle salt)	$\epsilon_{11} = 170$ $\epsilon_{22} = 9.1$	273 273	10^3 10^3
$\text{NaNH}_4(\text{C}_4\text{H}_4\text{O}_6) \cdot 4\text{H}_2\text{O}$	Sodium ammonium tartrate (Ammonium Rochelle salt)	$\epsilon_{11} = 8.4$ $\epsilon_{22} = 9.2$ $\epsilon_{33} = 9.5$	298 298 298	
NaNbO_3	Sodium niobate	$\epsilon_{33} = 670 \pm 13$ $\epsilon_{11} = \epsilon_{22} = 76 \pm 2$	r.t. r.t.	
NaNO_2	Sodium nitrite	$\epsilon_{11} = 7.4$ $\epsilon_{22} = 5.5$ $\epsilon_{33} = 5.0$	r.t. r.t. r.t.	5×10^5 5×10^5 5×10^5
NaNO_3	Sodium nitrate	6.85	292	2×10^5
NaSO_4	Sodium sulfate	7.90	r.t.	
$\text{NaSO}_4 \cdot 10\text{H}_2\text{O}$	Sodium sulfate decahydrate	5.0	r.t.	
$\text{Na}_2\text{SO}_4 \cdot 5\text{H}_2\text{O}$	Sodium sulfate pentahydrate	7	250–290	$300\text{--}10^4$
$\text{Na}_2\text{UO}_2(\text{C}_2\text{O}_4)_2$	Sodium uranyl oxalate	5.18	r.t.	
NdAlO_3	Neodymium aluminate	17.5	r.t.	
NdScO_3	Neodymium scandate	27	r.t.	
$\text{Ni}_3\text{B}_7\text{O}_{13}\text{I}$	Nickel iodine boracite	$\epsilon_{11} = 14$	260	
NiNb_2O_6	Nickel niobate	$\epsilon_{11} = 16.0 \pm 0.5$ $\epsilon_{22} = 23.8 \pm 1.8$ $\epsilon_{33} = 31.3 \pm 2.5$	r.t. r.t. r.t.	$(5\text{--}500) \times 10^3$ $(5\text{--}500) \times 10^3$ $(5\text{--}500) \times 10^3$
NiO	Nickel oxide	11.9	298	10^5
$\text{NiSO}_4 \cdot 6\text{H}_2\text{O}$	Nickel sulfate hexahydrate	$\epsilon_{11} = 6.2$ $\epsilon_{33} = 6.8$	r.t. r.t.	
NiWO_4	Nickel tungstate	$\epsilon_{11} = 17.4 \pm 2.4$ $\epsilon_{22} = 13.6 \pm 1.0$ $\epsilon_{33} = 19.7 \pm 0.6$	r.t. r.t. r.t.	$(5\text{--}500) \times 10^3$ $(5\text{--}500) \times 10^3$ $(5\text{--}500) \times 10^3$
P	Phosphorous (red)	4.1	r.t.	10^8
	Phosphorous (yellow)	3.6	r.t.	10^8
$[\text{P}(\text{CH}_3)_4]\text{HgBr}_3$	Tetramethylphosphonium tribromomercurate (TTM)	~ 10	233–373	
PbBr_2	Lead bromide	> 30	293	$(0.5\text{--}3) \times 10^6$
PbCO_3	Lead carbonate	18.6	288	10.8
$\text{Pb}(\text{C}_2\text{H}_3\text{O}_2)_2$	Lead acetate	2.6	290–295	10^6
PbCl_2	Lead chloride	33.5	273	$(0.5\text{--}3) \times 10^6$
Pb_2CoWO_6	Lead cobalt tungstate	~ 250	r.t.	
PbF_2	Lead fluoride	26.3	r.t.	
PbHfO_3	Lead hafnate	390 185	300 400	10^5
PbI_2	Lead iodide	20.8	293	$(0.5\text{--}3) \times 10^6$
$\text{Pb}_3\text{MgNb}_2\text{O}_9$	Lead magnesium niobate	10,000	297	
PbMoO_4	Lead molybdate	$\epsilon_{11} = 34.0 \pm 0.4$ $\epsilon_{33} = 40.6 \pm 0.2$	297.5 297.5	1.6 ± 10^3 1.6 ± 10^3
$\text{Pb}(\text{NO}_3)_2$	Lead nitrate	16.8	r.t.	$(0.5\text{--}3) \times 10^6$
PbNb_2O_6	Lead niobate	$\epsilon_{33}^T = 180$	298	
PbO	Lead oxide	25.9	r.t.	2×10^6
PbS	Lead sulfide (Galena)	190 200 ± 35	77 r.t.	i.r. i.r.
PbSO_4	Lead sulfate	14.3	290–295	10^6
PbSe	Lead selenide	280	r.t.	i.r.
PbTa_2O_6	Lead metatantalate	$\epsilon_{11} = \epsilon_{22} \approx 300$ $\epsilon_{33} = 150$	r.t. r.t.	10^4 10^4
PbTe	Lead telluride	450 40 430	r.t. 77 4.2	i.r. $10^4\text{--}15 \times 10^4$ $10^4\text{--}15 \times 10^4$
PbTiO_3	Lead titanate	~ 200	r.t.	10^3
PbWO_4	Lead tungstate	$\epsilon_{11} = \epsilon_{22} = 23.6 \pm 0.3$ $\epsilon_{33} = 31.0 \pm 0.4$	297.5 297.5	1.59×10^3 1.59×10^3
$\text{Pb}(\text{Zn}_{1/3}\text{Nb}_{2/3})\text{O}_3$	Lead zinc niobate	7	300	$10^3, 300 \times 10^3$

Formula	Name	ϵ_{ijk}	T/K	ν/Hz
PbZrO ₃	Lead zirconate	200	400	
RbAl(SO ₄) ₂ · 12H ₂ O	Rubidium alum	5.1	r.t.	10 ¹²
RbBr	Rubidium bromide	4.83	300	
Rb ₂ CO ₃	Rubidium carbonate	4.87 ± 0.02	r.t.	5 × 10 ³
RbCl	Rubidium chloride	4.91 ± 0.02	r.t.	5 × 10 ³
RbCr(SO ₄) ₂ · 12H ₂ O	Rubidium chrome alum	5.0	r.t.	10 ¹²
RbF	Rubidium fluoride	5.91	r.t.	2 × 10 ⁶
RbHSO ₄	Rubidium bisulfate	$\epsilon_{11} = 7$	r.t.	10 ⁵
		$\epsilon_{22} = 8$	r.t.	10 ⁵
		$\epsilon_{33} = 10$	r.t.	10 ⁵
RbH ₂ AsO ₄	Rubidium dihydrogen arsenate (RDA)	3.90	273	9.5 × 10 ⁹
RbH ₂ PO ₄	Rubidium dihydrogen phosphate (RDP)	6.15	285	9.5 × 10 ⁹
RbI	Rubidium iodide	4.94 ± 0.02	r.t.	5 × 10 ³
RbInSO ₄	Rubidium indium sulfate	6.85	r.t.	
RbNO ₃	Rubidium nitrate	20–380	433–488	10 ⁶
		30	488–538	10 ⁶
S	Sulfur	$\epsilon_{11} = 3.75$	298	10 ² –10 ³
		$\epsilon_{22} = 3.95$	298	10 ² –10 ³
		$\epsilon_{33} = 4.44$	298	10 ² –10 ³
	(sublimed)	3.69	298	10 ² –10 ³
SC(NH ₂) ₂	Thiourea	$\epsilon_{11} = \epsilon_{22} \approx 3$	77–300	10 ³
		$\epsilon_{22} = 35$	300	10 ³
Sb ₂ O ₃	Antimonous sesquioxide	12.8	r.t.	(1.5–2) × 10 ³
Sb ₂ S ₃	Antimonous sulfide (stibnite)	$\epsilon_{11} = \epsilon_{33} = 15$	r.t.	10 ³
		$\epsilon_{33} = 180$	r.t.	10 ³
Sb ₂ Se ₃	Antimonous selenide	~110	r.t.	(10–16.5) × 10 ⁹
SbSI	Antimonous sulfide iodide	2000	273	10 ⁵
		$\epsilon_{11} = \epsilon_{22} \approx 25$	r.t.	10 ³ –10 ⁵
		$\epsilon_{33} \approx 5 \times 10^4$	295	10 ³ –10 ⁵
Se	Selenium (monocrystal)	$\epsilon_{11} = \epsilon_{22} = 11$	300	24 × 10 ⁹
		$\epsilon_{33} = 21$	300	24 × 10 ⁹
	(amorphous)	6.0	298	10 ² –10 ¹⁰
Si	Silicon	12.1	4.2	10 ⁷ –10 ⁹
SiC	Silicon carbide			
	cubic	9.72	r.t.	i.r.
	6H	$\epsilon_{11} = \epsilon_{22} = 9.66$	r.t.	i.r.
		$\epsilon_{33} = 10.03$	r.t.	i.r.
		9.7 ± 0.1	1.8	i.r.
Si ₃ N ₄	Silicon nitride	4.2 (film)	r.t.	10 ³
SiO	Silicon monoxide	5.8	r.t.	10 ³
SiO ₂	Silicon dioxide	$\epsilon_{11} = 4.42$	r.t.	9.4 × 10 ¹⁰
		$\epsilon_{22} = 4.41$	r.t.	9.4 × 10 ¹⁰
		$\epsilon_{33} = 4.60$	r.t.	9.4 × 10 ¹⁰
Sm ₂ (MoO ₄) ₃	Samarium molybdate	12	298	
SnO ₂	Stannic dioxide	$\epsilon_{11} = \epsilon_{22} = 14 \pm 2$	r.t.	10 ⁴ –10 ¹⁰
		$\epsilon_{33} = 9.0 \pm 0.5$	r.t.	10 ⁴ –10 ¹⁰
SnSb	Tin antimonide	147	r.t.	10 ⁴ –10 ⁶
SnTe	Tin telluride	1770 ± 300	r.t.	i.r.
Sr(COOH) ₂ · 2H ₂ O	Strontium formate dihydrate	6.1	r.t.	10 ³
SrCO ₃	Strontium carbonate	8.85	298	2 × 10 ⁵
SrCl ₂	Strontium chloride	9.19	r.t.	
SrCl ₂ · 6H ₂ O	Strontium chloride hexahydrate	8.52	r.t.	
SrF ₂	Strontium fluoride	6.50	300	5 × 10 ² –10 ¹¹
SrMoO ₄	Strontium molybdate	$\epsilon_{11} = \epsilon_{22} = 31.7 \pm 0.2$	297.5	1.59 × 10 ³
		$\epsilon_{33} = 41.7 \pm 0.2$	297.5	1.59 × 10 ³
Sr(NO ₃) ₂	Strontium nitrate	5.33	292	2 × 10 ⁵
Sr ₂ Nb ₂ O ₇	Strontium niobate	$\epsilon_{11} = 75$	r.t.	10 ³
		$\epsilon_{22} = 46$	r.t.	10 ³
		$\epsilon_{33} = 43$	r.t.	10 ³
SrO	Strontium oxide	13.3 ± 0.3	273	2 × 10 ⁶
SrS	Strontium sulfide	11.3	r.t.	7.25 × 10 ⁶

Formula	Name	ϵ_{ijk}	T/K	ν/Hz
SrSO ₄	Strontium sulfate	11.5	r.t.	
SrTiO ₃	Strontium titanate	332	298	10 ³
		2080	78	10 ³
SrWO ₄	Strontium tungstate	$\epsilon_{11} = \epsilon_{22} = 25.7 \pm 0.2$	297.5	1.6×10^3
		$\epsilon_{33} = 34.1 \pm 0.2$	297.5	1.6×10^3
Ta ₂ O ₅	Tantalum pentoxide (tantala)			
	α phase	$\epsilon_{11} = \epsilon_{22} = 30$	77	10 ³
		$\epsilon_{33} = 65$	77	10 ³
	β phase	24	292	10 ³
Tb(MoO ₄) ₃	Terbium molybdate	11	298	
		$\epsilon_{11} = \epsilon_{22} = 33$	100–200	9.4×10^9
		$\epsilon_{33} = 53$	100–200	9.4×10^9
Te	Tellurium	$\epsilon_{11} = \epsilon_{22} = 33$	r.t.	
		$\epsilon_{33} = 54$	r.t.	
	polycrystalline	27.5	r.t.	i.r.
	monocrystalline	28.0	r.t.	i.r.
ThO ₂	Thorium dioxide	18.9 ± 0.4	r.t.	3×10^5
TiO ₂	Titanium dioxide (rutile)	$\epsilon_{11} = \epsilon_{22} = 86$	300	10^4 – 10^6
		$\epsilon_{33} = 170$	300	10^4 – 10^6
Ti ₂ O ₃	Titanium sesquioxide	30	77	6×10^{10}
TlBr	Thallium bromide	30	293	10^3 – 10^7
TlCl	Thallous chloride	32.2 ± 0.2	293	10^3 – 10^5
TlI	Thallous iodide (orthorhombic)	20.7 ± 0.2	293	10 ⁴
		37.3	193	10 ⁷
TlNO ₃	Thallous nitrate	16.5	293	5×10^5
TlSO ₄	Thallous sulfate	25.5	293	5×10^5
UO ₂	Uranium dioxide	24	r.t.	3×10^5
WO ₃	Tungsten trioxide	300		
YMnO ₃	Yttrium manganate	20	r.t.	2×10^7
Y ₂ O ₃	Yttrium sesquioxide	10	r.t.	10 ⁶
YbMnO ₃	Ytterbium manganate	20	r.t.	2×10^7
Yb ₂ O ₃	Ytterbium sesquioxide	5.0 (film)	r.t.	10 ³
ZnO	Zinc monoxide	$\epsilon_{11}^S = 8.33$	r.t.	
		$\epsilon_{33}^S = 8.84$	r.t.	
		$\epsilon_{11}^T = 9.26$	r.t.	
		$\epsilon_{33}^T = 11.0$	r.t.	
		$\epsilon_{11} = 9.26$	r.t.	
		$\epsilon_{33} = 8.2$	r.t.	
		8.15	r.t.	i.r.
ZnS	Zinc sulfide	$\epsilon_{11}^S = 8.08 \pm 2\%$	77	10 ⁴
		$\epsilon_{11}^S = 8.32 \pm 2\%$	298	10 ⁴
		$\epsilon_{11}^T = 8.14 \pm 2\%$	77	10 ⁴
		$\epsilon_{11}^T = 8.37 \pm 2\%$	298	10 ⁴
ZnSe	Zinc selenide	$\epsilon_{11}^T = \epsilon_{11}^S = 9.12 \pm 2\%$	298	10 ⁴
ZnTe	Zinc telluride	$\epsilon_{11}^T = \epsilon_{11}^S = 10.10 \pm 2\%$	r.t.	
ZnWO ₄	Zinc tungstate	$\epsilon_{22} = 16.1 \pm 0.5$	r.t.	$(5-500) \times 10^3$
ZrO ₂	Zirconium dioxide (zirconia)	12.5	r.t.	2×10^6

CURIE TEMPERATURE OF SELECTED FERROELECTRIC CRYSTALS

H. P. R. Frederikse

The following table lists the major ferroelectric crystals and their Curie temperatures, T_C .

Reference

Young, K. F. and Frederikse, H. P. R., *J. Phys. Chem. Ref. Data*, 2, 313, 1973.

Name or acronym	Formula	T_C /K
<i>Potassium dihydrogen phosphate group</i>		
KDP	KH_2PO_4	123
KDA	KH_2AsO_4	97
KDDP	KD_2PO_4	213
KDDA	KD_2AsO_4	162
RDP	RbH_2PO_4	146
RDA	RbH_2AsO_4	111
RDDP	RbD_2PO_4	218
RDDA	RbD_2AsO_4	178
CDP	CsH_2PO_4	159
CDA	CsH_2AsO_4	143
CDDA	CsD_2AsO_4	212
<i>Rochelle salt group</i>		
Rochelle salt	$\text{NaKC}_4\text{H}_4\text{O}_6 \cdot 4\text{H}_2\text{O}$	255–297
Deuterated Rochelle salt	$\text{NaKC}_4\text{H}_2\text{D}_2\text{O}_6 \cdot 4\text{H}_2\text{O}$	251–308
Ammonium Rochelle salt	$\text{NaNH}_4\text{C}_4\text{H}_4\text{O}_6 \cdot 4\text{H}_2\text{O}$	109
LAT	$\text{LiNH}_4\text{C}_4\text{H}_4\text{O}_6 \cdot \text{H}_2\text{O}$	106
<i>Triglycine sulfate group</i>		
TGS	$(\text{NH}_2\text{CH}_2\text{COOH})_3 \cdot \text{H}_2\text{SO}_4$	322
TGSe	$(\text{NH}_2\text{CH}_2\text{COOH})_3 \cdot \text{H}_2\text{SeO}_4$	295
TGFB	$(\text{NH}_2\text{CH}_2\text{COOH})_3 \cdot \text{H}_2\text{BeF}_4$	346
AFB	$(\text{NH}_4)_2\text{BeF}_4$	176
HADA	$\text{HNNH}_4(\text{ClCH}_2\text{COO})_2$	128
<i>Perovskites and related compounds</i>		
Barium titanate	BaTiO_3	406, 278, 193
Lead titanate	PbTiO_3	765
Potassium niobate	KNbO_3	712
Potassium tantalate niobate	$\text{KTa}_{2/3}\text{Nb}_{1/3}\text{O}_3$	241, 220, 170
Lithium niobate	LiNbO_3	1483
Lithium tantalate	LiTaO_3	891
Barium titanium niobate	$\text{Ba}_6\text{Ti}_2\text{Nb}_8\text{O}_{30}$	521
Ba-Na niobate ("Bananas")	$\text{Ba}_2\text{NaNb}_5\text{O}_{15}$	833
Potassium iodate	KIO_3	485, 343, 257–263, 83
Lithium iodate	LiIO_3	529
Potassium nitrate	KNO_3	397
Sodium nitrate	NaNO_3	548
Rubidium nitrate	RbNO_3	437–487
<i>Miscellaneous compounds</i>		
Cesium trihydrogen selenite	$\text{CsH}_3(\text{SeO}_3)_{3/2}$	143
Lithium trihydrogen selenite	$\text{LiH}_3(\text{SeO}_3)_2$	$T_C > T_{\text{mp}}$
Potassium selenate	K_2SeO_4	93
Methyl ammonium alum (MASD)	$\text{CH}_3\text{NH}_3\text{Al}(\text{SO}_4)_2 \cdot 12\text{H}_2\text{O}$	177
Ammonium cadmium sulfate	$(\text{NH}_4)_2\text{Cd}_2(\text{SO}_4)_3$	95
Ammonium bisulfate	$(\text{NH}_4)\text{HSO}_4$	271
Ammonium sulfate	$(\text{NH}_4)_2\text{SO}_4$	224
Ammonium nitrate	NH_4NO_3	398, 357, 305, 255
Colemanite	$\text{CaB}_3\text{O}_4(\text{OH})_3 \cdot \text{H}_2\text{O}$	266
Cadmium pyroniobite	$\text{Cd}_2\text{Nb}_2\text{O}_7$	185
Gadolinium molybdate	$\text{Gd}_2(\text{MoO}_4)_3$	432

PROPERTIES OF ANTIFERROELECTRIC CRYSTALS

H. P. R. Frederikse

Some important antiferroelectric crystals are listed here with their Curie temperatures T_C . The last column gives the constant T_0 which appears in the Curie–Weiss law describing the dielectric constant of these materials above the Curie temperature:

$$\varepsilon = \text{const.}/(T - T_0)$$

Name or acronym	Formula	T_C /K	T_0 /K
ADP	$\text{NH}_4\text{H}_2\text{PO}_4$	148	
ADA	$\text{NH}_4\text{H}_2\text{AsO}_4$	216	
ADDP	$\text{NH}_4\text{D}_2\text{PO}_4$	242, 245	
ADDA	$\text{NH}_4\text{D}_2\text{AsO}_4$	299	
$A_d\text{DDP}$	$\text{ND}_4\text{D}_2\text{PO}_4$	243	
$A_d\text{DDA}$	$\text{ND}_4\text{D}_2\text{AsO}_4$	304	
Sodium niobate	NaNbO_3	911, 793	
Lead hafnate	PbHfO_3	476	378
Lead zirconate	PbZrO_3	503	475
Lead metaniobate	PbNb_2O_6	843	530
Lead metatantalate	PbTa_2O_6	543	533
Tungsten trioxide	WO_3	1010	
Potassium strontium niobate	$\text{KSr}_2\text{Nb}_5\text{O}_{15}$	427	413
Sodium nitrite	NaNO_2	437	437
Sodium trihydrogen selenite	$\text{NaH}_3(\text{SeO}_3)_2$	193	192
Sodium trideuterium selenite	$\text{NaD}_3(\text{SeO}_3)_2$	271	245
Ammonium trihydrogen periodate	$(\text{NH}_4)_2\text{H}_3\text{IO}_6$	245	

DIELECTRIC CONSTANTS OF GLASSES

Type	Dielectric constant at 100 MHz (20 °C)	Volume resistivity (in $\text{M}\Omega \text{ cm}$ at 350 °C)	Loss factor ^a
Corning 0010	6.32	10	0.015
Corning 0080	6.75	0.13	0.058
Corning 0120	6.65	100	0.012
Pyrex 1710	6.00	2,500	0.025
Pyrex 3320	4.71	—	0.019
Pyrex 7040	4.65	80	0.013
Pyrex 7050	4.77	16	0.017
Pyrex 7052	5.07	25	0.019
Pyrex 7060	4.70	13	0.018
Pyrex 7070	4.00	1,300	0.0048
Vycor 7230	3.83	—	0.0061
Pyrex 7720	4.50	16	0.014
Pyrex 7740	5.00	4	0.040
Pyrex 7750	4.28	50	0.011
Pyrex 7760	4.50	50	0.0081
Vycor 7900	3.9	130	0.0023
Vycor 7910	3.8	1,600	0.00091
Vycor 7911	3.8	4,000	0.00072
Corning 8870	9.5	5,000	0.0085
G. E. Clear (silica glass)	3.81	4,000–30,000	0.00038
Quartz (fused)	3.75 (4.1 at 1 MHz)	—	0.0002 (1 MHz)

^a Power factor \times dielectric constant equals loss factor.

PROPERTIES OF SUPERCONDUCTORS

L. I. Berger and B. W. Roberts

The following tables include superconductive properties of selected elements, compounds, and alloys. Individual tables are given for thin films, elements at high pressures, superconductors with high critical magnetic fields, and high critical temperature superconductors.

The historically first observed and most distinctive property of a superconductive body is the near total loss of resistance at a critical temperature (T_c) that is characteristic of each material. Figure 1(a) below illustrates schematically two types of possible transitions. The sharp vertical discontinuity in resistance is indicative

of that found for a single crystal of a very pure element or one of a few well-annealed alloy compositions. The broad transition, illustrated by broken lines, suggests the transition shape seen for materials that are not homogeneous and contain unusual strain distributions. Careful testing of the resistivity limit for superconductors shows that it is less than 4×10^{-23} ohm cm, while the lowest resistivity observed in metals is of the order of 10^{-13} ohm cm. If one compares the resistivity of a superconductive body to that of copper at room temperature, the superconductive body is at least 10^{17} times less resistive.

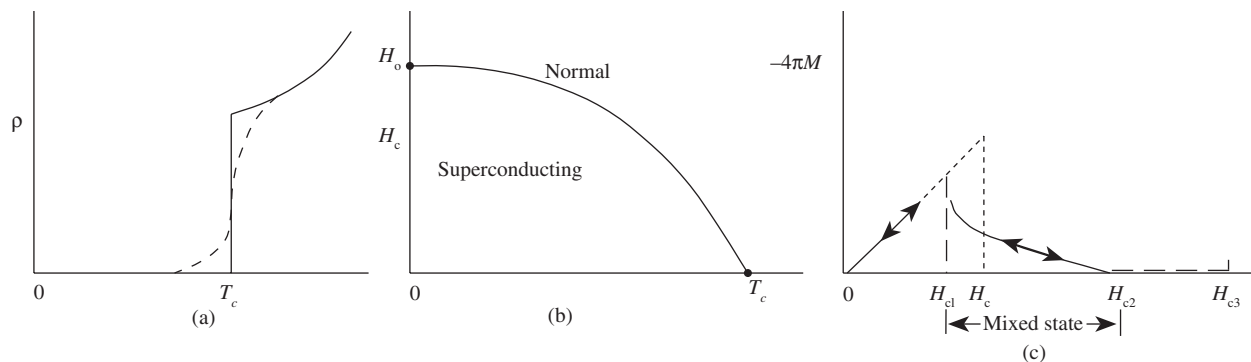


FIGURE 1. Physical properties of superconductors. (a) Resistivity vs. temperature for a pure and perfect lattice (solid line); impure and/or imperfect lattice (broken line). (b) Magnetic-field temperature dependence for Type-I or “soft” superconductors. (c) Schematic magnetization curve for “hard” or Type-II superconductors.

The temperature interval ΔT_c , over which the transition between the normal and superconductive states takes place, may be of the order of as little as 2×10^{-5} K or several K in width, depending on the material state. The narrow transition width was attained in 99.9999% pure gallium single crystals.

A Type-I superconductor below T_c , as exemplified by a pure metal, exhibits perfect diamagnetism and excludes a magnetic field up to some critical field H_c , whereupon it reverts to the normal state as shown in the H - T diagram of Figure 1(b).

The magnetization of a typical high-field superconductor is shown in Figure 1(c). The discovery of the large current-carrying capability of Nb_3Sn and other similar alloys has led to an extensive study of the physical properties of these alloys. In brief, a high-field superconductor, or Type-II superconductor, passes from the perfect diamagnetic state at low magnetic fields to a mixed state and finally to a sheathed state before attaining the normal resistive state of the metal. The magnetic field values separating the four stages are given as H_{c1} , H_{c2} , and H_{c3} . The superconductive state below H_{c1} is perfectly diamagnetic, identical to the state of most pure metals of the “soft” or Type-I superconductor. Between H_{c1} and H_{c2} a “mixed superconductive state” is found in which fluxons (a minimal unit of magnetic flux) create lines of normal flux in a superconductive matrix. The volume of the normal state is proportional to $-4\pi M$ in the “mixed state” region. Thus at H_{c2} the fluxon density has become so great as to drive the interior volume of the superconductive body completely normal. Between H_{c2} and H_{c3} the superconductor has a sheath of current-carrying superconductive material at the body surface, and above H_{c3} the normal state exists. With several types of careful measurement, it is possible to determine H_{c1} , H_{c2} , and H_{c3} . Table 6 contains some of the available data on high-field superconductive materials.

High-field superconductive phenomena are also related to specimen dimension and configuration. For example, the Type-I superconductor, Hg, has entirely different magnetization behavior in high magnetic fields when contained in the very fine sets of filamentary tunnels found in an unprocessed Vycor glass. The great majority of superconductive materials are Type-II. The elements in very pure form and a very few precisely stoichiometric and well annealed compounds are Type I with the possible exceptions of vanadium and niobium.

Metallurgical Aspects. The sensitivity of superconductive properties to the material state is most pronounced and has been used in a reverse sense to study and specify the detailed state of alloys. The mechanical state, the homogeneity, and the presence of impurity atoms and other electron-scattering centers are all capable of controlling the critical temperature and the current-carrying capabilities in high-magnetic fields. Well-annealed specimens tend to show sharper transitions than those that are strained or inhomogeneous. This sensitivity to mechanical state underlines a general problem in the tabulation of properties for superconductive materials. The occasional divergent values of the critical temperature and of the critical fields quoted for a Type-II superconductor may lie in the variation in sample preparation. Critical temperatures of materials studied early in the history of superconductivity must be evaluated in light of the probable metallurgical state of the material, as well as the availability of less pure starting elements. It has been noted that recent work has given extended consideration to the metallurgical aspects of sample preparation.

Symbols in tables: T_c : Critical temperature; H_0 : Critical magnetic field in the $T = 0$ limit; θ_D : Debye temperature; and γ : Electronic specific heat.

TABLE 1. Selective Properties of Superconductive Elements

Element	T_c (K)	H_0 (oersted)	θ_D (K)	γ (mJ mol ⁻¹ K ⁻¹)
Al	1.175 ± 0.002	104.9 ± 0.3	420	1.35
Am* (α,?)	0.6			
Am* (β,?)	1.0			
Be	0.026			0.21
Cd	0.517 ± 0.002	28 ± 1	209	0.69
Ga	1.083 ± 0.001	58.3 ± 0.2	325	0.60
Ga (β)	5.9, 6.2	560		
Ga (γ)	7	950, HF ^a		
Ga (Δ)	7.85	815, HF		
Hf	0.128	12.7		2.21
Hg (α)	4.154 ± 0.001	411 ± 2	87, 71.9	1.81
Hg (β)	3.949	339	93	1.37
In	3.408 ± 0.001	281.5 ± 2	109	1.672
Ir	0.1125 ± 0.001	16 ± 0.05	425	3.19
La (α)	4.88 ± 0.02	800 ± 10	151	9.8
La (β)	6.00 ± 0.1	1096, 1600	139	11.3
Lu	0.1 ± 0.03	350 ± 50		
Mo	0.915 ± 0.005	96 ± 3	460	1.83
Nb	9.25 ± 0.02	2060 ± 50, HF	276	7.80
Os	0.66 ± 0.03	70	500	2.35
Pa	1.4			
Pb	7.196 ± 0.006	803 ± 1	96	3.1
Re	1.697 ± 0.006	200 ± 5	4.5	2.35
Ru	0.49 ± 0.015	69 ± 2	580	2.8
Sn	3.722 ± 0.001	305 ± 2	195	1.78
Ta	4.47 ± 0.04	829 ± 6	258	6.15
Tc	7.8 ± 0.1	1410, HF	411	6.28
Th	1.38 ± 0.02	1.60 ± 3	165	4.32
Ti	0.40 ± 0.04	56	415	3.3
Tl	2.38 ± 0.02	178 ± 2	78.5	1.47
U	0.2			
V	5.40 ± 0.05	1408	383	9.82
W	0.0154 ± 0.0005	1.15 ± 0.03	383	0.90
Zn	0.85 ± 0.01	54 ± 0.3	310	0.66
Zr	0.61 ± 0.15	47	290	2.77
Zr (ω)	0.65, 0.95			

TABLE 2. Range of Critical Temperatures Observed for Superconductive Elements in Thin Films Condensed Usually at Low Temperatures

Element	T_c Range (K)	Comments	Element	T_c Range (K)	Comments
Al	1.15–5.7	HF ^a	Nb	2.0–10.1	
Be	5–9.75	HF	Pb	1.8–7.5	
Bi	6.17–6.6		Re	1.7–7	
Cd			Sn	3.5–6	
(Disordered)	0.79–0.91		Ta	<1.7–4.51	HF ^a
(Ordered)	0.53–0.59		Tc	4.6–7.7	
Ga	2.5–8.5	HF	Ti	1.3 Max	
Hg	3.87–4.5		Tl	2.33–2.96	
In	2.2–5.6	HF	V	1.8–6.02	
La	3.55–6.74		W	<1.0–4.1	
Mo	3.3–8.0		Zn	0.77–1.9	

^a HF denotes high magnetic field superconductive properties.

TABLE 3. Elements Exhibiting Superconductivity Under or After Application of High Pressure

Element	T_c Range (K)	Pressure (kbar)	Element	T_c Range (K)	Pressure (kbar)
Al	1.98–0.075	0–62	Pb II	3.55	160
As	0.31–0.5	220–140	Re II	2.3 Max.	“Plastic” compression
	0.2–0.25	140–100			
Ba II	1–1.8	55–85	Sb (prepared 120 kbar, held below 77K)	2.6–2.7	
III	1.8–5	85–144	Sb II	3.55–3.40	85–150
IV	4.5–5.4	144–190	Se II	6.75, 6.95	130
Bi II	3.9	25–27	Si	6.7–7.1	120–130
III	6.55–7.25	28–38	Sn II	5.2–4.85	125–160
IV	7.0, 8.7–6.0	43, 43–62	III	5.30	113
V	6.7, 8.3	48–80	Te II	2.4–5.1	38–55
VI	8.55	90, 92–101		4.1–4.2	53–62
VII(?)	8.2	30	IV	4.72–4	63–80
Ce (α)	0.020–0.045	20–35	()	3.3–2.8	100–260
Ce (α')	1.9–1.3	45–125	Tl (cubic form)	1.45	35
Cs V	1.5	>125	(hexagonal form)	1.95	35
Ga II	6.38	≥ 35	U	2.4–0.4	10–85
II'	7.5	≥ 35 then P removed	Y	1.7–2.5	110–160
			Zr (omega form, metastable)	1–1.7	60–130
Ge	5.35	115			
Lu	0.022–1.0	45–190			
P	5.8	170			

TABLE 4. Superconductive Compounds and Alloys

All compositions are denoted on an atomic basis, i.e., AB, AB₂, or AB₃ for compounds, unless noted. Solid solutions or odd compositions may be denoted as A_xB_{1–x} or A_zB. A series of three or more alloys is indicated as A_xB_{1–x} or by actual indication of the atomic fraction range, such as A_{0–0.6}B_{1–0.4}. The critical temperature of such a series of alloys is denoted by a range of values or possibly the maximum value.

The selection of the critical temperature from a transition in the effective permeability, or the change in resistance, or possibly the incremental changes in frequency observed by certain techniques is not often obvious from the literature. Most authors choose the

mid-point of such curves as the probable critical temperature of the idealized material, while others will choose the highest temperature at which a deviation from the normal state property is observed. In view of the previous discussion concerning the variability of the superconductive properties as a function of purity and other metallurgical aspects, it is recommended that appropriate literature be checked to determine the most probable critical temperature or critical field of a given alloy.

A very limited amount of data on critical fields, H_c , is available for these compounds and alloys; these values are given at the end of the table.

A. Superconductors with $T_c < 10$ K

Substance	T_c , K	Crystal structure type	Substance	T_c , K	Crystal structure type
Ag _{3.3} Al	0.34	A12-cl58 (Mn)	AgNO ₁₁	1.04	Cubic
Ag _x Al _y Zn _{1–x–y}	0.15	Cubic	Ag _x Pb _{1–x}	7.2 max.	
AgBi ₂	2.87–3.0		Ag ₄ Sn	0.1	h**
Ag ₇ F _{0.25} N _{0.75} O _{10.25}	0.85–0.90		Ag _x Sn _{1–x}	1.5–3.7	
Ag ₂ F	0.0066		Ag _x Sn _{1–x} (film)	2.0–3.8	
Ag ₇ FO ₈	0.3	Cubic	AgTe ₃	2.6	Cubic
Ag _{0.8–0.3} Ga _{0.2–0.7}	6.5–8		AgTh	2.2	C16-tH12 (Al ₂ Cu)
Ag ₄ Ge	0.85	Hex., c.p.	AgTh ₂	2.26	C16
Ag _{0.438} Hg _{0.562}	0.64	D8 ₂	Ag _{0.03} Tl _{0.97}	2.67	
AgIn ₂	~2.4	C16	Ag _{0.94} Tl _{0.06}	2.32	
Ag _{0.1} In _{0.9} Te (n = 1.4 × 10 ²²)*	1.2–1.89	B1	AgY	0.33	B2-cP2 (CsCl)
Ag _{0.2} In _{0.8} Te (n = 1.07 × 10 ²²)	0.77–1.00	B1	Ag _x Zn _{1–x}	0.5–0.845	
AgLa	0.94	B2-cP2 (CsCl)	AlAu ₄	0.4–0.7	Like A13
AgLa (9.5 kbar)	1.2	B2	Al ₂ Au	0.1	C1-cF12 (CaF ₂)
AgLu	0.33	B2-cP2	Al ₂ CMo ₃	9.8–10.2	A13+trace 2nd. phase
AgMo ₄ S ₅	9.1	hR15 (Mo ₆ PbS ₈)	Al ₂ CaSi	5.8	
Ag _{1.2} Mo ₆ Se ₈	5.9	Same	Al _{0.131} Cr _{0.088} V _{0.781}	1.46	Cubic
			AlGe ₂	1.75	

Substance	T_c , K	Crystal structure type	Substance	T_c , K	Crystal structure type
$\text{Al}_2\text{Ge}_2\text{U}$	1.6	$\text{Li}_2\text{-cP4}$ (Cu_3Au)	AuPb_2	3.15	
AlLa_3	5.57	DO_{19}	AuPb_2 (film)	4.3	
Al_2La	3.23	C15	AuPb_3	4.40	
Al_2Lu	1.02	C15-cF24 (Cu_2Mg)	AuPb_3 (film)	4.25	
Al_3Mg_2	0.84	F.C.C.	Au_2Pb	1.18; 6–7	C15
AlMoO_3	0.58	A15	AuSb_2	0.58	C2
AlMo_6Pd	2.1		AuSn	1.25	B8_1
AlN	1.55	B4	$\text{Au}_x\text{Sn}_{1-x}$ (film)	2.0–3.8	
Al_2NNb_3	1.3	A13	Au_5Sn	0.7–1.1	A3
Al_3Nb	0.64	tI8 (Al_3Ti)	$\text{AuTa}_{4.3}$	0.55	A15-cP8 (Cr_3Si)
AlOs	0.39	B2	Au_3Te_5	1.62	Cubic
Al_3Os	5.90		AuTh_2	3.08	C16
AlPb (film)	1.2–7		AuTi	1.92	
Al_2Pt	0.48–0.55	C1	AuV_3	0.74	A15
$\text{Al}_5\text{Re}_{24}$	3.35	A12	$\text{Au}_x\text{Zn}_{1-x}$	0.50–0.845	
AlSb	2.8	B4-tI4 (Sn)	AuZn_3	1.21	Cubic
Al_2Sc	1.02	C15-cF24 (Cu_2Mg)	Au_xZr_y	1.7–2.8	A3
$\text{Al}_2\text{Si}_2\text{U}$	1.34	$\text{Li}_2\text{-cP4}$ (Cu_3Au)	AuZr_3	0.92	A15
AlTh_2	0.1	C16-tI12 (Al_2Cu)	$\text{B}_2\text{Ba}_{0.67}\text{Pt}_3$	5.60	hP12 (B_2BaPt_3)
Al_3Th	0.75	DO_{19}	BCMo_2	5.4	Orthorhombic
$\text{Al}_x\text{Ti}_y\text{V}_{1-x-y}$	2.05–3.62	Cubic	BCMo_2	5.3–7.0	Same
$\text{Al}_{0.108}\text{V}_{0.892}$	1.82	Cubic	$\text{B}_2\text{Ca}_{0.67}\text{Pt}_3$	1.57	hP12
Al_2Y	0.35	C15-cF24 (Cu_2Mg)	B_3ErIr_4	2.1	tP18 (B_4CeCo_4)
Al_3Yb	0.94	$\text{Li}_2\text{-cP4}$ (Cu_3Au)	B_4ErRh_4	4.3	oC108 (B_4LuRh_4)
$\text{Al}_x\text{Zn}_{1-x}$	0.5–0.845		B_4ErRh_4	8.7	tP18 (B_4CeCo_4)
AlZr_3	0.73	Li_2	BHf	3.1	Cubic
AsBiPb	9.0		B_4Holr_4	2.0	tP18
AsBiPbSb	9.0		B_4HoRh_4	1.4	oC108
AsHfOs	3.2	C22-hP9 (Fe_2P)	$\text{B}_2\text{Ir}_3\text{La}$	1.65	hP6 (CaCu_5)
AsHfRu	4.9	same	$\text{B}_2\text{Ir}_3\text{Th}$	2.09	Same
$\text{As}_{0.33}\text{InTe}_{0.67}$ ($n = 1.24 \times 10^{22}$)	0.85–1.15	B1	$\text{B}_4\text{Ir}_4\text{Tm}$	1.6	tP18
$\text{As}_{0.5}\text{InTe}_{0.5}$ ($n = 0.97 \times 10^{22}$)	0.44–0.62	B1	B_6La	5.7	
As_4La_3	0.6	cI28 (Th_3P_4)	B_2LaRh_3	2.82	hP6
AsNb_3	0.3	$\text{Li}_2\text{-tP32}$	B_{12}Lu	0.48	
$\text{As}_{0.50}\text{Ni}_{0.06}\text{Pd}_{0.44}$	1.39	C2	B_2LuOs	2.66	oP16 (B_2LuRu)
$\text{AsNi}_{0.25}\text{Pd}_{0.75}$	1.6	$\text{B8}_1\text{-hP4}$ (NiAs)	B_2LuOs_3	4.62	hP6
AsOsZr	8.0	C22-hP9 (Fe_2P)	B_4LuRh_4	6.2	oC108
AsPb	8.4		B_2LuRu	9.86	oP16
AsPd_2 (low-temp. phase)	0.60	Hexagonal	B_3LuRu_4	2.0	tI72 (B_4LuRu_4)
AsPd_2 (high-temp. phase)	1.70	C22	BMo	0.5	(extrapol.)
AsPd_5	0.46	Complex	BMo_2	4.74	C16
As_3Pd_5	1.9		BNb	8.25	B_f
AsRh	0.58	B31	B_4NdRh_4	5.3	tP18
$\text{AsRh}_{1.4-1.6}$	< 0.03–0.56	Hexagonal	B_2OsSc	1.34	oP16
AsSn	4.10		B_2OsY	2.22	oP16
AsSn ($n = 2.14 \times 10^{22}$)	3.41–3.65	B1	$\text{B}_2\text{Pt}_3\text{Sr}_{0.67}$	2.78	hP12 (B_2BaPt_3)
	3.5–3.6;		BRe_2	2.80; 4.6	
$\text{As}_{-2}\text{Sn}_{-3}$	1.21–1.17		$\text{B}_4\text{Rh}_{3.4}\text{Ru}_{0.6}$	8.38	tI72
As_3Sn_4 ($n = 0.56 \times 10^{22}$)	1.16–1.19	Rhombohedral	$\text{B}_4\text{Rh}_4\text{Sm}$	2.7	tP18
AsV_3	0.20	A15-cP8 (Cr_3Si)	$\text{B}_4\text{Rh}_4\text{Th}$	4.3	Same
Au_5Ba	0.4–0.7	D_{2d}	$\text{B}_4\text{Rh}_4\text{Tm}$	9.8	Same
AuBe	2.64	B20	$\text{B}_4\text{Rh}_4\text{Tm}$	5.4	oC108
Au_2Bi	1.80	C15	$\text{B}_{0.3}\text{Ru}_{0.7}$	2.58	D_{10_2}
Au_5Ca	0.34–0.38	C15_b	$\text{B}_4\text{Ru}_4\text{Sc}$	7.2	tI72
AuGa_2	1.6	C1-cF12 (CaF_2)	$\text{B}_2\text{Ru}_3\text{Th}$	1.79	hP6
AuGa	1.2	B31	$\text{B}_2\text{Ru}_3\text{Y}$	2.85	Same
$\text{Au}_{0.40-0.92}\text{Ge}_{0.60-0.08}$	< 0.32–1.63	Complex	$\text{B}_2\text{Ru}_4\text{Y}$	7.80	oP16
AuIn_2	0.2	C1-cF12	B_{12}Sc	0.39	tI72
AuIn	0.4–0.6	Complex	BTa	4.0	B_f
AuLu	< 0.35	B2			
AuNb_3	1.2	A2			

Substance	T_c , K	Crystal structure type
BTa ₂	3.12	C16-tI12 (Al ₂ Cu)
B ₆ Th	0.74	
BW ₂	3.1	C16
B ₆ Y	6.5–7.1	
B ₁₂ Y	4.7	
BZr	3.4	Cubic
B ₁₂ Zr	5.82	
BaBi ₃	5.69	Tetragonal
Ba ₂ Mo ₁₅ Se ₁₉	2.75	hP15 (Mo ₆ PbS ₈)
Ba _x O ₃ Sr _{1-x} Ti (n = 4.2 × 10 ¹⁹)	<0.1–0.55	
Ba _{0.13} O ₃ W	1.9	Tetragonal
Ba _{0.14} O ₃ W	<1.25–2.2	Hexagonal
BaRh ₂	6.0	C15
Be ₂₂ Mo	2.51	Cubic (Be ₂₂ Re)
Be ₈ Nb ₅ Zr ₂	5.2	
Be _{0.98–0.92} Re _{0.02–0.08} (quenched)	9.5–9.75	Cubic
Be _{0.957} Re _{0.043}	9.62	Cubic (Be ₂₂ Re)
BeTc	5.21	Cubic
Be ₂₂ W	4.12	Cubic (Be ₂₂ Re)
Be ₁₃ W	4.1	Tetragonal
Bi ₃ Ca	2.0	
Bi _{0.5} Cd _{0.13} Pb _{0.25} Sn _{0.12} (weight fractions)	8.2	
BiCo	0.42–0.49	
Bi ₂ Cs	4.75	C15
Bi _x Cu _{1-x} (electrodeposited)	2.2	
BiCu	1.33–1.40	
Bi ₃ Fe	1.0	m**
Bi _{0.019} In _{0.981}	3.86	
Bi _{0.05} In _{0.95}	4.65	α-phase
Bi _{0.10} In _{0.90}	5.05	Same
Bi _{0.15–0.30} In _{0.85–0.70}	5.3–5.4	α- and β-phases
Bi _{0.34–0.48} In _{0.66–0.52}	4.0–4.1	
Bi ₃ In ₅	4.1	
BiIn ₂	5.65	β-phase
Bi ₂ Ir	1.7–2.3	
Bi ₂ Ir (quenched)	3.0–3.96	
BiK	3.6	
Bi ₂ K	3.58	C15
BiLi	2.47	L1 ₀ , α-phase
Bi _{4–9} Mg	0.7–~1.0	
Bi ₃ Mo	3–3.7	
BiNa	2.25	L1 ₀
BiNb ₃	4.5	A15-cP8 (Cr ₃ Si)
BiNb ₃ (high pressure and temperature)	3.05	A15
BiNi	4.25	B8 ₁
Bi ₃ Ni	4.06	Orthorhombic
BiNi _{0.5} Rh _{0.5}	3.0	B8 ₁ -hP4 (AsNi)
Bi _{0.5} NiSb _{0.5}	2.0	Same
Bi _{1–0} Pb _{0–1}	7.26–9.14	
Bi _{1–0} Pb _{0–1} (film)	7.25–8.67	
Bi _{0.05–0.40} Pb _{0.95–0.60}	7.35–8.4	H.C.P. to ε-phase
Bi ₂ Pb	4.25	t**
BiPbSb	8.9	
Bi _{0.5} Pb _{0.31} Sn _{0.19} (weight fractions)	8.5	
Bi _{0.5} Pb _{0.25} Sn _{0.25}	8.5	
BiPd ₂	4.0	
Bi _{0.4} Pd _{0.6}	3.7–4	Hexagonal, ordered
BiPd	3.7	Orthorhombic

Substance	T_c , K	Crystal structure type
Bi ₂ Pd	1.70	Monoclinic, α-phase
Bi ₂ Pd	4.25	Tetragonal, β-phase
BiPd _{0.45} Pt _{0.55}	3.7	B8 ₁ -hP4 (NiAs)
BiPdSe	1.0	C2
BiPdTe	1.2	C2
BiPt	1.21	B8 ₁
Bi _{0.1} PtSb _{0.9}	2.05; 1.5	B8 ₁ -hP4 (NiAs)
BiPtSe	1.45	C2
BiPtTe	1.15	C2
Bi ₂ Pt	0.155	Hexagonal
Bi ₂ Rb	4.25	C15
BiRe ₂	1.9–2.2	
BiRh	2.06	B8 ₁
Bi ₃ Rh	3.2	Orthorhombic (NiB ₃)
Bi ₄ Rh	2.7	Hexagonal
BiRu	5.7	m**
Bi ₃ Sn	3.6–3.8	
BiSn	3.8	
Bi _x Sn _y	3.85–4.18	
Bi ₃ Sr	5.62	L1 ₂
Bi ₃ Te	0.75–1.0	
Bi ₅ Tl ₃	6.4	
Bi _{0.26} Tl _{0.74}	4.4	Cubic, disordered
Bi _{0.26} Tl _{0.74}	4.15	L1 ₂ , ordered (?)
Bi ₂ Y ₃	2.25	
Bi ₃ Zn	0.8–0.9	
Bi _{0.3} Zr _{0.7}	1.51	
BiZr ₃	2.4–2.8	
BrMo ₆ Se ₇	7.1	hP15 (Mo ₆ PbS ₈)
Br ₃ Mo ₆ Se ₅	7.1	Same
CCs _x	0.020–0.135	Hexagonal
CFe ₃	1.30	DO ₁₁ -oP16 (Fe ₃ C)
CGaMo ₂	3.7–4.1	Hexagonal
CHf _{0.5} Mo _{0.5}	3.4	B1
CHf _{0.3} Mo _{0.7}	5.5	B1
CHf _{0.25} Mo _{0.75}	6.6	B1
CHf _{0.7} Nb _{0.3}	6.1	B1
CHf _{0.6} Nb _{0.4}	4.5	B1
CHf _{0.5} Nb _{0.5}	4.8	B1
CHf _{0.4} Nb _{0.6}	5.6	B1
CHf _{0.25} Nb _{0.75}	7.0	B1
CHf _{0.2} Nb _{0.8}	7.8	B1
CHf _{0.9–0.1} Ta _{0.1–0.9}	5.0–9.0	B1
CK (excess K)	0.55	Hexagonal
C ₈ K	0.39	Hexagonal
C ₂ La	1.66	tI6 (CaC ₂)
C ₂ Lu	3.33	Same
C _{0.40–0.44} Mo _{0.60–0.56}	9–13	
C ₃ MoRe	3.8	B1-cF8
C _{0.6} Mo _{0.48} Si _{0.3}	7.6	D8 ₈
CMo _{0.2} Ta _{0.8}	7.5	B1
CMo _{0.5} Ta _{0.5}	7.7	B1
CMo _{0.75} Ta _{0.25}	8.5	B1
CMo _{0.8} Ta _{0.2}	8.7	B1
CMo _{0.85} Ta _{0.15}	8.9	B1
CMo _x V _{1-x}	2.9–9.3	B1
CMo _x Zr _{1-x}	9.8	B1
C _{0.984} Nb	9.8	B1
CNb ₂	9.1	
CNb _x Ti _{1-x}	<4.2–8.8	B1
CNb _{0.1–0.9} Zr _{0.9–0.1}	4.2–8.4	B1

Substance	T_c , K	Crystal structure type	Substance	T_c , K	Crystal structure type
CRb _x (Au)	0.023–0.151	Hexagonal	Co ₄ Sc ₅ Si ₁₀	5.0	tP38 (Co ₄ Sc ₅ Si ₁₀)
CR _{0.06} W	5.0		CoSi ₂	1.40; 1.22	C1
CRu	2.00	hP2 (CW)	Co _x Sn _y Yb	2.5	cP40
C _{0.98} 7Ta	9.7		Co ₃ Th ₇	1.83	D10 ₂
C _{0.848–0.987}	2.04–9.7		Co _x Ti _{1–x}	2.8 (max.)	Co in α-Ti
CTa (film)	5.09	B1	Co _x Ti _{1–x}	3.8 (max.)	Co in β-Ti
CTa ₂	3.26	L' ₃	CoTi ₂	3.44	E9 ₃
CTa _{0.4} Ti _{0.6}	4.8	B1	CoTi	0.71	A2
Cta _{1–0.4} W _{0–0.6}	8.5–10.5	B1	CoU	1.7	B2, distorted
CTa _{0.2–0.9} Zr _{0.8–0.1}	4.6–8.3	B1	CoU ₆	2.29	D2 _c
CTc (excess C)	3.85	Cubic	Co _{0.28} Y _{0.72}	0.34	
CTi _{0.5–0.7} W _{0.5–0.3}	6.7–2.1	B1	CoY ₃	<0.34	
CW	1.0		CoZr ₂	6.3	C16
CW ₂	2.74	L' ₃	Co _{0.1} Zr _{0.9}	3.9	A3
CW ₂	5.2	F.C.C.	Cr _{0.6} Ir _{0.4}	0.4	H.C.P.
C ₂ Y	3.88	tI6 (CaC ₂)	Cr _{0.65} Ir _{0.35}	0.59	H.C.P.
Ca ₃ Co ₄ Sn ₁₃	5.9	cP40 (Pr ₃ Rh ₂ Sn ₁₃)	Cr _{0.7} Ir _{0.3}	0.76	H.C.P.
Ca ₃ Ge ₁₃ Rh ₄	2.1	Same	Cr _{0.72} Ir _{0.28}	0.83	
CaHg	1.6	B2-cP2 (CsCl)	Cr ₃ Ir	0.45	A15
CaHg ₃	1.6	hP8 (Ni ₃ Sn)	Cr _{0–0.1} Nb _{1–0.9}	4.6–9.2	A2
CaIr ₂	6.15	C15	Cr _{0.80} Os _{0.20}	2.5	Cubic
Ca ₃ Ir ₄ Sn ₁₃	7.1	cP40	Cr ₃ Os	4.68	A15-cP8 (Cr ₃ Si)
Ca _x O ₃ Sr _{1–x} Ti (n = 3.7–11 × 10 ¹⁹)	< 0.1–0.55		Cr _x Re _{1–x}	1.2–5.2	
Ca _{0.1} O ₃ W	1.4–3.4	Hexagonal	Cr _{0.4} Re _{0.6}	2.15	D8 _b
CaPb	7.0		Cr _{0.8–0.6} Rh _{0.2–0.4}	0.5–1.10	A3
CaRh ₂	6.40	C15	Cr ₃ Rh	0.3	A15-cP8
CaRh _{1.2} Sn _{4.5}	8.7	cP40	Cr ₃ Ru (annealed)	3.3	A15
CaTi ₃	2.0	B2-cP2	Cr ₂ Ru	2.02	D8 _b
Cd _{0.3–0.5} Hg _{0.7–0.5}	1.70–1.92		Cr ₃ Ru ₂	2.10	D8 _b -tP30 (CrFe)
CdHg	1.77; 2.15	Tetragonal	Cr _{0.1–0.5} Ru _{0.9–0.5}	0.34–1.65	A3
Cd _{0.0075–0.05} In _{0.9925–0.95}	3.24–3.36	Tetragonal	Cr _x Ti _{1–x}	3.6 (max.)	Cr in α-Ti
Cd _{0.97} Pb _{0.03}	4.2		Cr _x Ti _{1–x}	4.2 (max.)	Cr in β-Ti
CdSn	3.65		Cr _{0.1} Ti _{0.3} V _{0.6}	5.6	
Cd _{0.17} Tl _{0.83}	2.3		Cr _{0.0175} U _{0.9825}	0.75	β-phase
Cd _{0.18} Tl _{0.82}	2.54		Cs _{0.32} O ₃ W	1.12	Hexagonal
CeCo ₂	0.84	C15	Cu _{0.15} In _{0.85} (film)	3.75	
CeCo _{1.67} Ni _{0.33}	0.46	C15	Cu _{0.04–0.08} In _{0.94–0.92}	4.4	
CeCo _{1.67} Rh _{0.33}	0.47	C15	CuLa	5.85	
Ce _x Gd _{1–x} Ru ₂	3.2–5.2	C15	Cu ₂ Mo ₆ O ₂ S ₆	9	hR15 (Mo ₆ PbS ₈)
CeIr ₃	3.34		Cu ₂ Mo ₆ Se ₈	5.9	Same
CeIr ₅	1.82		Cu _x Pb _{1–x}	5.7–7.7	
Ce _{0.005} La _{0.995}	4.6		CuS	1.62	B18
Ce _x La _{1–x}	1.3–6.3		CuS ₂	1.48–1.53	C18
Ce _x Pr _{1–x} Ru ₂	1.4–5.3	C15	CuSSe	1.5–2.0	C18
Ce _x Pt _{1–x}	0.7–1.55		CuSe ₂	2.3–2.43	C18
CeRu ₂	6.0	C15	CuSeTe	1.6–2.0	C18
Ce ₃ Mo ₆ Se ₅	5.7	hR15 (Mo ₆ PbS ₈)	Cu _x Sn _{1–x}	3.2–3.7	
Ce ₂ Mo ₆ Te ₆	1.7	Same	Cu _x Sn _{1–x} (film, made at 10K)	3.6–7	
Co _x Fe _{1–x} Si ₂	1.4 (max.)	C1	Cu _x Sn _{1–x} (film, made at 300K)	2.8–3.7	
CoHf ₂	0.56	E9 ₃	CuTe ₂	<1.25–1.3	C18
CoLa ₃	4.28		CuTh ₂	3.49	C16
Co ₄ La ₃ Sn ₁₃	2.8	cP40	Cu _{0–0.027} V	3.9–5.3	A2
CoLu ₃	~0.35		CuY	0.33	B2-cP2 (CsCl)
Co _x LuSn _y	1.5	cP40	Cu _x Zn _{1–x}	0.5–0.845	
Co _{0–0.01} Mo _{0.8} Re _{0.2}	2–10		DyMo ₆ S ₈	2.1	hR15
Co _{0.02–0.10} Nb ₃ Rh _{0.98–0.90}	2.28–1.90	A15	ErLa _{x–x}	1.4–6.3	
Co _x Ni _{1–x} Si ₂	1.4 (max.)	C1	ErMo ₆ S ₈	2.2	hR15
Co _{0.5} Rh _{0.5} Si ₂	2.5		ErMo ₆ Se ₈	6.2	hR15
Co _x Rh _{1–x} Si ₂	3.65 (max.)		Fe ₃ Lu ₂ Si ₅	6.1	tP40 (Fe ₃ Sc ₂ Si ₅)
Co _{–0.3} So _{–0.7}	~0.35		Fe _{0–0.04} Mo _{0.8} Re _{0.2}	1–10	
			Fe _{0.05} Ni _{0.05} Zr _{0.90}	~3.9	

Substance	T_c , K	Crystal structure type
Fe_3Re_2	6.55	$\text{D8}_b\text{-tP30}$ (FeCr)
$\text{Fe}_3\text{Sc}_2\text{Si}_5$	4.52	tP40
$\text{Fe}_3\text{Si}_5\text{Tm}$	1.3	Same
$\text{Fe}_3\text{Si}_5\text{Y}_2$	2.4	Same
Fe_3Th_7	1.86	D10
$\text{Fe}_x\text{Ti}_{1-x}$	3.2 (max.)	Fe in $\alpha\text{-Ti}$
$\text{Fe}_x\text{Ti}_{1-x}$	3.7 (max.)	Fe in $\beta\text{-Ti}$
$\text{Fe}_x\text{Ti}_{0.6}\text{V}_{1-x}$	6.8 (max.)	
FeU_6	3.86	D2_c
$\text{Fe}_{0.1}\text{Zr}_{0.9}$	1.0	A3
$\text{Ga}_{0.5}\text{Ge}_{0.5}\text{Nb}_3$	7.3	A15
$\text{Ga}_2\text{Ge}_2\text{U}$	0.87	B2-cP2
GaHf_2	0.21	C16-tI12 (Al_2Cu)
GaLa_3	5.84	
Ga_3Lu	2.3	B2-cP2
Ga_2Mo	9.5	
GaMo_3	0.76	A15
GaN (black)	5.85	B4
$\text{Ga}_{0.7}\text{Pt}_{0.3}$	2.9	C1
GaPt	1.74	B20
GaSb (120kbar, 77K, annealed)	4.24	A5
GaSb (unannealed)	~5.9	
$\text{Ga}_{0-1}\text{Sn}_{1-0}$ (quenched)	3.47–4.18	
$\text{Ga}_{0-1}\text{Sn}_{1-0}$ (annealed)	2.6–3.85	
GaTe	0.17	mC24 (GaTe)
Ga_5V_2	3.55	Tetragonal (Mn_2Hg_5)
$\text{GaV}_{4.5}$	9.15	
Ga_3Zr	1.38	
Ga_3Zr_5	3.8	$\text{D8}_b\text{-hP16}$ (Mn_5Si_3)
$\text{Gd}_x\text{La}_{1-x}$	< 1.0–5.5	
GdMo_6S_8	3.5	hR15
GdMo_6Se_8	5.6	hR15
$\text{Gd}_x\text{Os}_2\text{Y}_{1-x}$	1.4–4.7	
$\text{Gd}_x\text{Ru}_2\text{Th}_{1-x}$	3.6 (max.)	C15
$\text{Ge}_{10}\text{As}_4\text{Y}_5$	9.06	tP38 ($\text{Co}_4\text{Sc}_5\text{Si}_{10}$)
GeIr	4.7	B31
GeIrLa	1.64	tI12 (LaPtSi)
$\text{Ge}_{10}\text{Ir}_4\text{Lu}_5$	2.60	tP38
$\text{Ge}_{10}\text{Ir}_4\text{Y}_5$	2.62	tP38
Ge_2La	1.49; 2.2	Orthorhombic, distorted (Mn_2Hg_5)
GeLaPt	3.53	tI12
$\text{Ge}_{13}\text{Lu}_3\text{Os}_4$	3.6	cP40 ($\text{Pr}_3\text{Rh}_2\text{Sn}_{13}$)
$\text{Ge}_{10}\text{Lu}_5\text{Rh}_4$	2.79	tP38
$\text{Ge}_{13}\text{Lu}_3\text{Ru}_4$	2.3	cP40
GeMo_3	1.43	A15
GeNb_2	1.9	
$\text{Ge}_{0.29}\text{Nb}_{0.71}$	6	A15
GePt	0.40	B31
Ge_3Rh_5	2.12	Orthorhombic, related to InNi_2
GeRh	0.96	B31-oP8 (MnP)
$\text{Ge}_{13}\text{Rh}_4\text{Sc}_3$	1.9	c P40
$\text{Ge}_{10}\text{Rh}_4\text{Y}_5$	1.35	tP38
$\text{Ge}_{13}\text{Ru}_4\text{Y}_3$	1.7	cP40
Ge_2So	1.3	
GeTa_3	8.0	A15-cP8 (Cr_3Si)
Ge_3Te_4 ($n = 1.06 \times 10^{22}$)	1.55–1.80	Rhombohedral
$\text{Ge}_x\text{Te}_{1-x}$ ($n = 8.5\text{--}64 \times 10^{20}$)	0.07–0.41	R1

Substance	T_c , K	Crystal structure type
GeV_3	6.01	A15
Ge_2Y	3.80	C_c
$\text{Ge}_{1.62}\text{Y}$	2.4	
Ge_2Zr	0.30	oC12 (ZrSi_2)
GeZr_3	0.4	$\text{L1}_2\text{-tP32}$ (Ti_3P)
$\text{H}_{0.33}\text{Nb}_{0.67}$	7.28	B.C.C.
$\text{H}_{0.1}\text{Nb}_{0.9}$	7.38	Same
$\text{H}_{0.05}\text{Nb}_{0.95}$	7.83	Same
$\text{H}_{0.12}\text{Ta}_{0.88}$	2.81	B.C.C.
$\text{H}_{0.08}\text{Ta}_{0.92}$	3.26	Same
$\text{H}_{0.04}\text{Ta}_{0.96}$	3.62	Same
HfIrSi	3.50	C37-cP12 (Co_2Si)
HfMo_2	0.05	hP24 (Ni_2Mn)
HfN _{0.989}	6.6	B1
$\text{Hf}_{0-0.5}\text{Nb}_{1-0.5}$	8.3–9.5	A2
$\text{Hf}_{0.75}\text{Nb}_{0.25}$	> 4.2	
HfOs_2	2.69	C14
HfOsP	6.1	C22-hP9 (Fe_2P)
HfPRu	9.9	Same
HfRe_2	4.80	C14
$\text{Hf}_{0.14}\text{Re}_{0.86}$	5.86	A12
$\text{Hf}_{0.99-0.96}\text{Rh}_{0.01-0.04}$	0.85–1.51	
$\text{Hf}_{0-0.55}\text{Ta}_{1-0.45}$	4.4–6.5	A2
HfV_2	8.9–9.6	C15
$\text{Hg}_x\text{In}_{1-x}$	3.14–4.55	
HgIn	3.81	
Hg_2K	1.20	Orthorhombic
Hg_3K	3.18	
Hg_4K	3.27	
Hg_8K	3.42	
Hg_3Li	1.7	Hexagonal
HgMg_3	0.17	hP8 (Na_3As)
Hg_2Mg	4.0	tI6 (MoSi_2)
Hg_3Mg_5	0.48	$\text{D8}_b\text{-hP16}$ (Mn_3Si_3)
Hg_2Na	1.62	Hexagonal
Hg_4Na	3.05	
$\text{Hg}_x\text{Pb}_{1-x}$	4.14–7.26	
HgSn	4.2	
$\text{Hg}_x\text{Tl}_{1-x}$	2.30–4.19	
Hg_5Tl_2	3.86	
$\text{Ho}_x\text{La}_{1-x}$	1.3–6.3	
$\text{Ho}_{1.2}\text{Mo}_6\text{Se}_8$	6.1	$\text{D10}_2\text{-hR12}$ (Be_3Nb)
$\text{In}_{1-0.86}\text{Mg}_{0-0.14}$	3.395–3.363	
$\text{In}_2\text{Mo}_6\text{Te}_6$	2.6	hR15 (Mo_6PbS_8)
InNb ₃ (high pressure and temp.)	4–8; 9.2	A15
$\text{In}_{0.5}\text{Nb}_3\text{Zr}_{0.5}$	6.4	
$\text{In}_{0.11}\text{O}_3\text{W}$	< 1.25–2.8	Hexagonal
$\text{In}_{0.95-0.85}\text{Pb}_{0.05-0.15}$	3.6–5.05	
$\text{In}_{0.98-0.91}\text{Pb}_{0.02-0.09}$	3.45–4.2	
InPb	6.65	
InPd	0.7	B2
InSb (quenched from 170 kbar into liquid N_2)	4.8	Like A5
InSb	2.1	B4
$(\text{InSb})_{0.95-0.10}\text{Sn}_{0.05-0.90}$ (various heat treatments)	3.8–5.1	
$(\text{InSb})_{0-0.07}\text{Sn}_{1-0.93}$	3.67–3.74	
In_3Sn	~5.5	
$\text{In}_x\text{Sn}_{1-x}$	3.4–7.3	

Substance	T_c K	Crystal structure type
$\text{In}_{0.82-1}\text{Te}$ ($n = 0.83-1.71 \times 10^{22}$)	1.02–3.45	B1
$\text{In}_{1.000}\text{Te}_{1.002}$	3.5–3.7	B1
In_3Te_4 ($n = 4.7 \times 10^{21}$)	1.15–1.25	Rhombohedral
$\text{In}_x\text{Tl}_{1-x}$	2.7–3.374	
$\text{In}_{0.8}\text{Tl}_{0.2}$	3.223	
$\text{In}_{0.62}\text{Tl}_{0.38}$	2.760	
$\text{In}_{0.78-0.69}\text{Tl}_{0.22-0.31}$	3.18–3.32	Tetragonal
$\text{In}_{0.69-0.62}\text{Tl}_{0.31-0.38}$	2.98–3.3	F.C.C.
Ir_2La	0.48	C15
Ir_3La	2.32	$\text{D}10_2$
Ir_3La_7	2.24	$\text{D}10_2$
Ir_5La	2.13	
IrLaSi_2	2.03	$\text{oC}16$ (CeNiSi_2)
IrLaSi_3	2.7	$\text{tI}10$ (BaNiSn_3)
Ir_2Lu	2.47	C15
Ir_3Lu	2.89	C15
$\text{Ir}_4\text{Lu}_5\text{Si}_{10}$	3.9	$\text{tP}38$ ($\text{Co}_4\text{Sc}_5\text{Si}_{10}$)
IrMo	< 1.0	A3
IrMo_3	9.6	A15
IrMo_3	6.8	$\text{D}8_b$
IrNb_3	1.9	A15
$\text{Ir}_{0.4}\text{Nb}_{0.6}$	9.8	$\text{D}8_b$
$\text{Ir}_{0.37}\text{Nb}_{0.63}$	2.32	$\text{D}8_b$
IrNb	7.9	$\text{D}8_b$
$\text{Ir}_{1.15}\text{Nb}_{0.85}$	4.6	$\text{oP}12$ (IrTa)
$\text{Ir}_{0.02}\text{Nb}_3\text{Rh}_{0.98}$	2.43	A15
$\text{Ir}_{0.05}\text{Nb}_3\text{Rh}_{0.95}$	2.38	A15
$\text{Ir}_{0.287}\text{O}_{0.14}\text{Ti}_{0.573}$	5.5	$\text{E}9_3$
$\text{Ir}_{0.265}\text{O}_{0.035}\text{Ti}_{0.65}$	2.30	$\text{E}9_3$
$\text{Ir}_x\text{Os}_{1-x}$	0.3–0.98	
$\text{Ir}_{1.5}\text{Os}_{0.5}$	2.4	C14
IrOsY	2.6	C15
IrSiY	2.70	$\text{C}37\text{-oP}12$ (Co_2Si)
IrSiZr	2.04	Same
Ir_2Sc	2.07	C15
$\text{Ir}_{2.5}\text{Sc}$	2.46	C15
$\text{Ir}_4\text{Sc}_5\text{Si}_{10}$	8.46	$\text{tP}38$
$\text{Ir}_2\text{Si}_2\text{Th}$	2.14	$\text{tI}10$
IrSi_4Th	1.75	$\text{tI}10$
IrSiTh	6.50	$\text{tI}12$ (LaPtSi)
$\text{Ir}_2\text{Si}_2\text{Y}$	2.60	$\text{tI}10$ (Al_4Ba)
$\text{Ir}_4\text{Si}_{10}\text{Y}_5$	3.10	$\text{tP}38$
$\text{Ir}_3\text{Si}_5\text{Y}_2$	2.83	$\text{oI}40$
IrSn_2	0.65–0.78	C1
Ir_2Sr	5.70	C15
$\text{Ir}_7\text{Ta}_{13}$	1.2	$\text{D}8_b\text{-tP}30$ (FeCr)
$\text{Ir}_{0.5}\text{Te}_{0.5}$	~3	
IrTe_3	1.18	C2
IrTh	< 0.37	B_1
Ir_2Th	6.50	C15
Ir_3Th	4.71	
Ir_3Th_7	1.52	$\text{D}10_2$
Ir_5Th	3.93	$\text{D}2_d$
IrTi_3	5.40	A15
IrV_2	1.39	A15
IrW_3	3.82	
$\text{Ir}_{0.28}\text{W}_{0.72}$	4.49	
Ir_2Y	2.18; 1.38	C15
$\text{Ir}_{0.69}\text{Y}_{0.31}$	1.98; 1.44	C15
$\text{Ir}_{0.70}\text{Y}_{0.30}$	2.16	C15

Substance	T_c K	Crystal structure type
Ir_2Y_3	1.61	
Ir_3Y	3.50	$\text{D}10_2\text{-hR}13$ (Be_3Nb)
$\text{Ir}_x\text{Y}_{1-x}$	0.3–3.7	
Ir_2Zr	4.10	C15
$\text{Ir}_{0.1}\text{Zr}_{0.9}$	5.5	A3
$\text{K}_2\text{Mo}_{15}\text{S}_{19}$	3.32	$\text{hR}15$
$\text{K}_{0.27-0.31}\text{O}_3\text{W}$	0.50	Hexagonal
$\text{K}_{0.40-0.57}\text{O}_3\text{W}$	1.5	Tetragonal
$\text{La}_{0.55}\text{Lu}_{0.45}$	2.2	Hexagonal, La type
$\text{La}_8\text{Lu}_{0.2}$	3.4	Same
LaMg_2	1.05	C15
LaMo_6S_8	7.1	$\text{hR}15$
LaN	1.35	
LaOs_2	6.5	C15
LaPt_2	0.46	C15
$\text{La}_{0.28}\text{Pt}_{0.72}$	0.54	C15
LaPtSi	3.48	$\text{tI}12$
LaRh_3	2.60	
LaRh_5	1.62	
La_7Rh_3	2.58	$\text{D}10_2$
LaRhSi_2	3.42	$\text{oC}16$ (CeNiSi_2)
$\text{La}_2\text{Rh}_3\text{Si}_5$	4.45	$\text{oI}40$ ($\text{Co}_3\text{Si}_5\text{U}_2$)
LaRhSi_3	2.7	$\text{tI}10$ (BaNiSn_3)
LaRh_2Si_2	3.90	$\text{tI}10$ (Al_4Ba)
LaRu_2	1.63	C15
La_3S_4	6.5	$\text{D}7_3$
La_3Se_4	8.6	$\text{D}7_3$
LaSi_2	2.3	C_c
$\text{La}_x\text{Y}_{1-x}$	1.7–5.4	
LaZn	1.04	B2
$\text{Li}_2\text{Mo}_6\text{S}_8$	4.2	$\text{hR}15$
LiPb	7.2	
LuOs_2	3.49	C14
$\text{Lu}_{0.275}\text{Rh}_{0.725}$	1.27	C15
LuRh_5	0.49	
$\text{Lu}_5\text{Rh}_4\text{Si}_{10}$	3.95	$\text{tP}38$ ($\text{Co}_4\text{So}_5\text{Si}_{10}$)
LuRu_2	0.86	C14
$\text{Mg}_{1.14}\text{Mo}_{6.6}\text{S}_8$	3.5	$\text{hR}15$
Mg_2Nb	5.6	
$\text{Mg}_{0.47}\text{Tl}_{0.53}$	2.75	B2
MgZn	0.9	$\text{A}3\text{-oP}4$ (AuCd)
$\text{Mn}_x\text{Ti}_{1-x}$	2.3 (max.)	Mn in -Ti
$\text{Mn}_x\text{Ti}_{1-x}$	1.1–3.0	Mn in -Ti
MnU_6	2.32	$\text{D}2_c$
Mo_2N	5.0	F.C.C.
$\text{Mo}_6\text{Na}_2\text{S}_8$	8.6	$\text{hR}15$
$\text{Mo}_x\text{Nb}_{1-x}$	0.016–9.2	
$\text{Mo}_{5.25}\text{Nb}_{0.75}\text{Se}_8$	6.2	$\text{hR}15$
Mo_6NdSa_8	8.2	$\text{hR}15$
Mo_3Os	7.2	A15
$\text{Mo}_{0.62}\text{Cs}_{0.38}$	5.65	$\text{D}8_b$
Mo_3P	5.31	$\text{D}0_e$
$\text{Mo}_6\text{Pb}_{1.2}\text{Se}_8$	6.75	$\text{hR}15$
$\text{Mo}_{0.5}\text{Pd}_{0.5}$	3.52	A3
Mo_6PrSe_8	9.2	$\text{hR}15$
MoRe	7.8	$\text{D}8_b\text{-tP}30$
MoRe_3	9.25; 9.89	A12
$\text{Mo}_x\text{Re}_{1-x}$	1.2–12.2	
$\text{Mo}_{0.42}\text{Re}_{0.58}$	6.35	$\text{D}8_b$
MoRh	1.97	A3
$\text{Mo}_x\text{Rh}_{1-x}$	1.5–8.2	B.C.C.

Substance	T_c , K	Crystal structure type
MoRu	9.5–10.5	A3
Mo _{0.61} Ru _{0.39}	7.18	D8 _b
Mo _{0.2} Ru _{0.8}	1.66	A3
Mo ₃ Ru ₂	7.0	D8 _b -tP30
Mo ₄ Ru ₂ Te ₈	1.7	hR15
Mo ₆ S ₈	1.85	hR15
Mo ₆ S ₈ Sc	3.6	hR15
Mo ₆ S ₈ Sm _{1.2}	2.9	hR15
Mo ₆ S ₈ Tb	2.0	hR15
Mo ₆ S ₈ Tl	8.7	hR15
Mo ₆ S ₈ Tm _{1.2}	2.1	hR15
Mo ₆ S ₈ Y _{1.2}	3.0	hR15
Mo ₆ S ₈ Yb	9.2	hR15
Mo _{6.6} S ₈ Zn ₁₁	3.6	hR15
Mo ₃ Sb ₄	2.1	
Mo ₆ Se ₈	6.3	hR15
Mo ₆ Se ₈ Sm _{1.2}	6.8	hR15
Mo ₆ Se ₈ Sn _{1.2}	6.8	hR15
Mo ₆ Se ₈ Tb	5.7	hR15
Mo ₃ Se ₃ Tl	4.0	hP14
Mo ₆ Se ₈ Tm _{1.2}	6.3	hR15
Mo ₆ Se ₈ Yb	6.2	hR15
Mo ₃ Si	1.30	A15
MoSi _{0.7}	1.34	
Mo _x SiV _{3-x}	4.54–16.0	A15
Mo _{5.25} Ta _{0.75} Te ₈	1.7	hR15
Mo ₆ Te ₈	1.7	hR15
Mo _{0.16} Ti _{0.84}	4.18; 4.25	
Mo _{0.913} Ti _{0.087}	2.95	
Mo _{0.04} Ti _{0.96}	2.0	Cubic
Mo _{0.025} Ti _{0.975}	1.8	
Mo _x U _{1-x}	0.7–2.1	
Mo _x V _{1-x}	0–~5.3	
Mo ₂ Zr	4.25–4.75	C15
NNb (film)	6–9	B1
N _x O _y Ti _z	2.9–5.6	Cubic
N _x O _y V _z	5.8–8.2	Cubic
N _{0.34} Re	4–5	F.C.C.
NTa (film)	4.84	B1
N _{0.6–0.987} Ti	< 1.17–5.8	B1
N _{0.82–0.99} V	2.9–7.9	B1
NZr	9.8	B1
N _{0.906–0.984} Zr	3.0–9.5	B1
Na _{0.28–0.35} O ₃ W	0.56	Tetragonal
Na _{0.28} Pb _{0.72}	7.2	
NbO	1.25	
NbOs ₂	2.52	A12
Nb ₃ Os	1.05	A15
Nb _{0.6} Os _{0.4}	1.89; 1.78	D8 _b
Nb ₃ Os _{0.02–0.10} Rh _{0.98–0.90}	2.42–2.30	A15
Nb ₃ P	1.8	L1 ₂ -tP32 (Ti ₃ P)
NbPRh	4.08	C37-oP12 (Co ₂ Si)
Nb _{0.6} Pd _{0.4}	1.60	D8 _f plus cubic
Nb ₃ Pd _{0.02–0.10} Rh _{0.92–0.90}	2.49–2.55	A15
Nb _{0.62} Pt _{0.38}	4.21	D8 _b
Nb ₅ Pt ₃	3.73	D8 _b
Nb ₃ Pt _{0.02–0.98} Rh _{0.98–0.02}	2.52–9.6	A15
NbRe ₃	5.27	D8 _b -tP30 (FeCr)
Nb _{0.38–0.18} Re _{0.62–0.82}	2.43–9.70	A15
NbRe	3.8	D8 _b -tP30
NbReSi	5.1	oI36 (FeTiSi)

Substance	T_c , K	Crystal structure type
Nb ₃ Rh	2.64	A15
Nb _{0.6} Rh _{0.40}	4.21	D8 _b plus other
Nb _{0.9} Rh _{1.1}	3.07	A3-oP4 (AuCd)
Nb ₃ Rh _{0.98–0.90} Ru _{0.02–0.10}	2.42–2.44	A15
Nb _x Ru _{1-x}	1.2–4.8	
NbRuSi	2.65	oI36
NbS ₂	6.1–6.3	Hexagonal, NbSe ₂ type
NbS ₂	5.0–5.5	Hexagonal, three-layer type
Nb ₃ Sb	0.2	L1 ₂ -tP32 (Ti ₃ P)
Nb ₃ Sb _{0–0.7} Sn _{1–0.3}	6.8–18	A15
NbSe ₂	5.15–5.62	Hexagonal
Nb _{1–1.05} Se ₂	2.2–7.0	Same
Nb ₃ Se ₄	2.0	hP14
Nb ₃ Si	1.5	L1 ₂
Nb ₃ SiSnV ₃	4.0	
NbSn ₂	2.60	Orthorhombic
Nb ₆ Sn ₅	2.8	oI44 (Sn ₅ Ti ₆)
NbSnTaV	6.2	A15
NbSnV ₂	5.5	A15
Nb ₂ SnV	9.8	A15
Nb _x Ta _{1-x}	4.4–9.2	A2
Nb ₃ Te ₄	1.8	hP14
Nb _x Ti _{1-x}	0.6–9.8	
Nb _{0.6} Ti _{0.4}	9.8	
Nb _x U _{1-x}	1.95 (max.)	
Nb _{0.88} V _{0.12}	5.7	A2
Nb _{0.5} V _{1.5} Zr	4.3	C15-hP12 (MgZn ₂)
Ni _{0.3} Th _{0.7}	1.98	D10 ₂
NiZr ₂	1.52	
Ni _{0.1} Zr _{0.9}	1.5	A3
O ₃ Rb _{0.27–0.29} W	1.98	Hexagonal
OSn	3.81	tP4 (PbO)
O ₃ SrTi (n = 1.7–12.0 × 10 ¹⁹)	0.12–0.37	
O ₃ SrTi (n = 10 ¹⁸ –10 ²¹)	0.05–0.47	
O ₃ SrTi (n = 10 ²⁰)	0.47	
O ₃ Sr _{0.08} W	2–4	Hexagonal
OTi	0.58	
O ₃ Ti _{0.30} W	2.0–2.14	Hexagonal
OV ₃ Zr ₃	7.5	E9 ₃
OW ₃ (film)	3.35; 1.1	A15
OsPt _i	1.2	C22-hP9 (Fe ₂ P)
OsPZr	7.4	Same
OsReY	2.0	C14
Os ₂ Sc	4.6	C14
OsTa	1.95	A12
Os ₃ Th ₇	1.51	D10 ₂
Os _x W _{1-x}	0.9–4.1	
OsW ₃	~3	
Os ₂ Y	4.7	C14
Os ₂ Zr	3.0	C14
Os _x Zr _{1-x}	1.5–5.6	
PPb	7.8	
OsW ₂	3.81	D8 _b -tP30 (FeCr)
PPd _{3.0–3.2}	<0.35–0.7	DO ₁₁
P ₃ Pd ₇ (high temperature)	1.0	Rhombohedral
P ₃ Pd ₇ (low temperature)	0.70	Complex
PRh	1.22	
PRh ₂	1.3	C1
P ₄ Rh ₅	1.22	oP28 (CaFe ₂ O ₄)
PRhTa	4.41	C37-oP12 (Co ₂ Si)

Substance	T_c K	Crystal structure type
PRhZr	1.55	Same
PRuTi	1.3	C22-hP9 (Fe_2P)
PRuZr	3.46	C37-oP12
PW_3	2.26	DO_e
Pb_2Pd	2.95	C16
Pb_4Pt	2.80	Related to C16
Pb_2Rh	2.66	C16
PbSb	6.6	
PbTe (plus 0.1 w/o Pb)	5.19	
PbTe (plus 0.1 w/o Te)	5.24–5.27	
$\text{PbTi}_{0.27}$	6.43	
$\text{PbTi}_{0.17}$	6.73	
$\text{PbTi}_{0.12}$	6.88	
$\text{PbTi}_{0.075}$	6.98	
$\text{PbTi}_{0.04}$	7.06	
$\text{Pb}_{1-0.26}\text{Ti}_{0-0.74}$	7.20–3.68	
PbTi_2	3.75–4.1	
Pb_3Zr_5	4.60	D8_8
PbZr_3	0.76	A15
$\text{Pd}_{0.9}\text{Pt}_{0.1}\text{Te}_2$	1.65	C6
$\text{Pd}_{0.05}\text{Ru}_{0.05}\text{Zr}_{0.9}$	~9	
$\text{Pd}_{2.2}\text{S}$ (quenched)	1.63	Cubic
PdSb_2	1.25	C2
PdSb	1.5	B8_1
PdSbSe	1.0	C2
PdSbTe	1.2	C2
Pd_4Se	0.42	Tetragonal
Pd_{6-7}Se	0.66	Like Pd_4Te
$\text{Pd}_{2.8}\text{Se}$	2.3	
$\text{Pd}_x\text{Se}_{1-x}$	2.5 (max.)	
PdSi	0.93	B31
PdSn	0.41	B31
PdSn_2	3.34	
Pd_2Sn	0.41	C37
Pd_3Sn	0.47–0.64	B8_2
Pd_2SnTm	1.77	DO_3 -cF16 (BiF_3)
Pd_2SnY	4.92	Same
Pd_2SnYb	1.79	Same
PdTe	2.3; 3.85	B8_1
$\text{PdTe}_{1.02-1.08}$	2.56–1.88	B8_1
PdTe_2	1.69	C6
$\text{PdTe}_{2.1}$	1.89	C6
$\text{PdTe}_{2.3}$	1.85	C6
$\text{Pd}_{1.1}\text{Te}$	4.07	B8_1
Pd_3Te	0.76	cI2 (W)
PdTh_2	0.85	C16
$\text{Pd}_{0.1}\text{Zr}_{0.9}$	7.5	A3
PtSb	2.1	B8_1
PtSi	0.88	B31
PtSn	0.37	B8_1
PtSn_4	2.38	C16-oC20 (PdSn_4)
Pt_3Ta_7	1.5	D8_b -tP30
PtTa_3	0.4	A15-cP8 (Cr_3Si)
PtTe	0.59	Orthorhombic
PtTh	0.44	B_f
Pt_3Th_7	0.98	D10_2
Pt_5Th	3.13	
PtTi_3	0.58	A15
$\text{Pt}_{0.02}\text{U}_{0.98}$	0.87	β -phase
$\text{PtV}_{2.5}$	1.36	A15
PtV_3	2.87–3.20	A15

Substance	T_c K	Crystal structure type
$\text{PtV}_{3.5}$	1.26	A15
$\text{Pt}_{0.5}\text{W}_{0.5}$	1.45	A1
$\text{Pt}_x\text{W}_{1-x}$	0.4–2.7	
Pt_2Y_3	0.90	
Pt_2Y	1.57; 1.70	C15
Pt_3Y_7	0.82	D10_2
PtZr	3.0	A3
Re_2Sc	4.2	C15-hP12 (MgZn_2)
$\text{Re}_{24}\text{Sc}_5$	2.2	A12-cl58 (Mg)
ReSiTa	4.4	oI36 (FeTiSi)
$\text{Re}_3\text{Si}_2\text{Y}_2$	1.76	tP40 ($\text{Fe}_3\text{Sc}_2\text{Si}_5$)
Re_3Ta_2	1.4	D8_b -tP30 (FeCr)
$\text{Re}_{0.64}\text{Ta}_{0.36}$	1.46	A12
Re_3Ta	6.78	A12-cl58 (Mn)
$\text{Re}_{24}\text{Ti}_5$	6.60	A12
$\text{Re}_x\text{Ti}_{1-x}$	6.6 (max.)	
$\text{Re}_{0.76}\text{V}_{0.24}$	4.52	D8_b
Re_3V	6.26	D8_b -tP30
$\text{Re}_{0.92}\text{V}_{0.08}$	6.8	A3
$\text{Re}_{0.6}\text{W}_{0.4}$	6.0	
$\text{Re}_{0.5}\text{W}_{0.5}$	5.12	D8_b
$\text{Re}_{13}\text{W}_{12}$	5.2	D8_b -tP30
Re_3W	9.0	A12-cl58
Re_2Y	1.83	C14
Re_2Zr	5.9	C14
Re_3Zr	7.40	A12-cl58
Re_6Zr	7.40	Same
$\text{Rh}_{17}\text{S}_{15}$	5.8	Cubic
$\text{Rh}_{-0.24}\text{Sc}_{-0.76}$	0.88; 0.92	
$\text{Rh}_4\text{Sc}_5\text{Si}_{10}$	8.54	tP38
$\text{Rh}_4\text{Sc}_3\text{Sn}_{13}$	4.5	cP40
$\text{Rh}_x\text{Se}_{1-x}$	6.0 (max.)	
RhSi_3Th	1.76	tI10
$\text{Rh}_{0.86}\text{Sc}_{1.04}\text{Th}$	6.45	tI12
$\text{Rh}_2\text{Si}_2\text{Y}$	3.11	tI10
$\text{Rh}_3\text{Si}_5\text{Y}_2$	2.70	oI40
$\text{Rh}_4\text{Sn}_{13}\text{Sr}_3$	4.3	cP40
$\text{Rh}_x\text{Sn}_y\text{Th}$	1.9	cI2 (W)
$\text{Rh}_x\text{Sn}_y\text{Tm}$	2.3	cP40
$\text{Rh}_4\text{Sn}_{13}\text{Y}_3$	3.2	cP40
Rh_2Sr	6.2	C15
$\text{Rh}_{0.4}\text{Ta}_{0.6}$	2.35	D8_b
RhTe_2	1.51	C2
$\text{Rh}_{0.67}\text{Te}_{0.33}$	0.49	
$\text{Rh}_x\text{Te}_{1-x}$	1.51 (max.)	
RhTh	0.36	B_f
Rh_3Th_7	2.15	D10_2
Rh_5Th	1.07	
$\text{Rh}_x\text{Ti}_{1-x}$	2.25–3.95	
$\text{Rh}_{0.02}\text{U}_{0.98}$	0.96	
RhV_3	0.38	A15
RhW	~3.4	A3
RhY_3	0.65	
Rh_2Y_3	1.48	
Rh_3Y	1.07	C15
Rh_2Y	0.56	
Rh_3Y_7	0.32	hP20 (Fe_3Th_7)
$\text{Rh}_{0.005}\text{Zr}$ (annealed)	5.8	
$\text{Rh}_{0-0.45}\text{Zr}_{1-0.55}$	2.1–10.8	
$\text{Rh}_{0.1}\text{Zr}_{0.9}$	9.0	H.C.P.
Ru_2Sc	1.67	C14
RuSiTa	3.15	oI36

Substance	T_c , K	Crystal structure type
$\text{Ru}_3\text{Si}_2\text{Th}$	3.98	hP12
$\text{Ru}_3\text{Si}_2\text{Y}$	3.51	hP12
$\text{Ru}_{1.1}\text{Sn}_{3.1}\text{Y}$	1.3	cP40
Ru_2Th	3.56	C15
RuTi	1.07	B2
$\text{Ru}_{0.05}\text{Ti}_{0.95}$	2.5	
$\text{Ru}_{0.1}\text{Ti}_{0.9}$	3.5	
$\text{Ru}_x\text{Ti}_{0.6}\text{V}_y$	6.6 (max.)	
Ru_3U	0.15	L_{12} -cP4
$\text{Ru}_{0.45}\text{V}_{0.55}$	4.0	B2
RuW	7.5	A3
Ru_2Y	1.52	C14
Ru_2Zr	1.84	C14
$\text{Ru}_{0.1}\text{Zr}_{0.9}$	5.7	A3
STh	0.5	B1-cF8 (NaCl)
SbSn	1.30–1.42	B1 or distorted
SbTa_3	0.72	A15-cP8 (Cr_3Si)
SbTi_3	5.8	Same
Sb_2Ti_7	5.2	
$\text{Sb}_{0.01-0.03}\text{V}_{0.99-0.97}$	3.76–2.63	A2
SbV_3	0.80	A15
SeTh	1.7	B1-cF8
SiMo_3	1.4	A15-cP8
Si_2Th	3.2	C_v α -phase
Si_2Th	2.4	C32, β -phase
$\text{SiV}_{2.7}\text{Ru}_{0.3}$	2.9	A15
Si_2W_3	2.8; 2.84	
SiZr_3	0.5	L_{12} -tP32 (Ti_3P)
$\text{Sn}_{0.174-0.104}\text{Ta}_{0.826-0.896}$	6.5–< 4.2	A15
SnTa_3	8.35	A15, highly ordered
SnTa_3	6.2	A15, partially ordered
SnTaV_2	2.8	A15
SnTa_2V	3.7	A15
$\text{Sn}_x\text{Te}_{1-x}$ ($n = 10.5-20 \times 10^{20}$)	0.07–0.22	B1
Sn_3Th	3.33	L_{12} -cP4
SnTi_3	5.80	A15-cP8
$\text{Sn}_x\text{Ti}_{1-x}$	2.37–5.2	
SnV_3	3.8	A15
$\text{Sn}_{0.02-0.057}\text{V}_{0.98-0.943}$	2.87–~1.6	A2
SnZr_3	0.92	A15-cP8
$\text{Ta}_{0.025}\text{Ti}_{0.975}$	1.3	Hexagonal
$\text{Ta}_{0.05}\text{Ti}_{0.95}$	2.9	Hexagonal
$\text{Ta}_{0.05-0.75}\text{V}_{0.95-0.25}$	4.30–2.65	A2
$\text{Ta}_{0.8-1}\text{W}_{0.2-0}$	1.2–4.4	A2
$\text{Tc}_{0.1-0.4}\text{W}_{0.9-0.6}$	1.25–7.18	Cubic
$\text{Tc}_{0.50}\text{W}_{0.50}$	7.52	α plus
$\text{Tc}_{0.60}\text{W}_{0.40}$	7.88	plus α
Tc_6Zr	9.7	A12
TeY	1.02	B1-cF8
ThTi_3	0.87	L_{12} -cP4
$\text{Th}_{0-0.55}\text{V}_{1-0.45}$	1.2–1.8	
$\text{Ti}_{0.70}\text{V}_{0.30}$	6.14	Cubic
$\text{Ti}_x\text{V}_{1-x}$	0.2–7.5	
$\text{Ti}_{0.5}\text{Zr}_{0.5}$ (annealed)	1.23	
$\text{Ti}_{0.5}\text{Zr}_{0.5}$ (quenched)	2.0	
Ti_3Y	1.52	L_{12} -cP4
V_2Zr	8.80	C15
$\text{V}_{0.26}\text{Zr}_{0.74}$	5.9	
W_2Zr	2.16	C15
YZn	0.33	B2-cP2 (CsCl)

* n denotes current carriers concentration in cm^{-3} .

B. Superconductors with $T_c > 10\text{K}$

Substance	T_c , K	Crystal structure type
Al_2CMo_3	10.0	A13
$\text{Al}_{0.5}\text{Ge}_{0.5}\text{Nb}$	12.6	A15
$\text{Al}_{-0.8}\text{Ge}_{-0.2}\text{Nb}_3$	20.7	A15
AlNb_3	18.0	A15 (Cr_3Si)
AlNb_3	12.0	(FeCr)
$\text{Al}_x\text{Nb}_{1-x}$	<4.2–13.5	D8_b
$\text{Al}_x\text{Nb}_{1-x}$	12–17.5	A15
$\text{Al}_{0.27}\text{Nb}_{0.73-0.48}\text{V}_{0-0.25}$	14.5–17.5	A15
$\text{AlNb}_x\text{V}_{1-x}$	4.4–13.5	
$\text{Al}_{0.1}\text{Si}_{0.9}\text{V}_3$	14.05	
AlV_3	11.8	A15 (Cr_3Si)
AuNb_3	11.5	A15
$\text{Au}_{0-0.3}\text{Nb}_{1-0.7}$	1.1–11.0	
$\text{Au}_{0.02-0.98}\text{Nb}_3\text{Rh}_{0.98-0.02}$	2.53–10.9	A15
$\text{AuNb}_{3(1-x)}\text{V}_{3x}$	1.5–11.0	A15
$\text{B}_{0.03}\text{C}_{0.51}\text{Mo}_{0.47}$	12.5	
B_4LuRh_4	11.7	(B_4CeCo_4)
B_2LuRu	10	
$\text{B}_4\text{Rh}_4\text{Y}$	11.3	(B_4CeCo_4)
$\text{B}_{0.1}\text{Si}_{0.9}\text{V}_3$	15.8	A15
$\text{BaBi}_{0.2}\text{O}_{3.8}\text{Pb}_{0.8}$	13.2	
$\text{Ba}_2\text{CaCu}_2\text{O}_8\text{Tl}_2$	120	
$\text{Ba}_2\text{Cu}_3\text{LaO}_6$	80	
$\text{Ba}_2\text{Cu}_3\text{O}_7\text{Tm}$	101	
$\text{Ba}_2\text{Cu}_3\text{O}_7\text{Y}$	90	
$(\text{Ba},\text{La})_2\text{CuO}_4$	36	A15 (K_2NiF_4)
$\text{Bi}_2\text{CaCu}_2\text{O}_8\text{Sr}_2$	110	
$\text{Br}_2\text{Mo}_6\text{S}_6$	13.8	(Mo_6PbS_8)
C_3La	11.0	(C_3Pu_2)
CMo	14.3	B1 (NaCl)
CMo_2	12.2	o^{**}
$\text{C}_{0.5}\text{Mo}_x\text{Nb}_{1-x}$	10.8–12.5	B1
$\text{CMo}_x\text{Ti}_{1-x}$	10.2(max)	B1
$\text{CMo}_{0.83}\text{Ti}_{0.17}$	10.2	B1
$\text{C}_{0-0.38}\text{N}_{1-0.62}\text{Ta}$	10.0–11.3	
CNb (whiskers)	7.5–10.5	
CNb	11.5	B1
$\text{C}_{0.7-1.0}\text{Nb}_{0.3-0}$	6–11	B1
$\text{CNb}_x\text{Ta}_{1-x}$	8.2–13.9	
$\text{CNb}_{0.6-0.9}\text{W}_{0.4-0.1}$	12.5–11.6	B1
$\text{C}_{0.1}\text{Si}_{0.9}\text{V}_3$	16.4	A15
CTa	10.3	B1
$\text{CTa}_{1-0.4}\text{W}_{0-0.6}$	8.5–10.5	B1
$\text{C}_{0.66}\text{Th}_{0.13}\text{Y}_{0.21}$	17	(C_3Pu_2)
C_3Y_2	11.5	(C_3Pu_2)
CW	10	B1
$(\text{Ca},\text{La})_2\text{CuO}_4$	18	(K_2NiF_4)
$\text{Cu}(\text{La},\text{Sr})_2\text{O}_4$	39	
$\text{Cu}_{1.8}\text{Mo}_6\text{S}_8$	10.8	(Mo_6PbS_8)
$\text{Cr}_{0.3}\text{SiV}_{2.7}$	11.3	A15
GaNb_3	14.5	A15 (Cr_3Si)
$\text{Ga}_x\text{Nb}_3\text{Sn}_{1-x}$	14–18.37	A15
GaV_3	16.8	A15
$\text{GaV}_{2.1-3.5}$	6.3–14.45	A15
GeNb_3	23.2	A15
GeNb_3 (quenched)	6–17	A15
$\text{Ge}_x\text{Nb}_3\text{Sn}_{1-x}$	17.6–18.0	A15
$\text{Ge}_{0.5}\text{Nb}_3\text{Sn}_{0.5}$	11.3	
$\text{Ge}_{0.1}\text{Si}_{0.9}\text{V}_3$	14.0	A15
GeV_3	11	A15
InLa_3	9.83; 10.4	LI_2 (AuCu_3)

Substance	T_c ,K	Crystal structure type	Substance	T_c ,K	Crystal structure type
$\text{In}_{0-0.3}\text{Nb}_3\text{Sn}_{1-0.7}$	18.0–18.19	A15	$\text{N}_{100-42\text{w/o}}\text{Nb}_{0-58\text{w/o}}\text{Ti}$	15–16.8	
InV_3	13.9	A15	$\text{N}_{100-75\text{w/o}}\text{Nb}_{0-25\text{w/o}}\text{Zr}$	12.5–16.35	
$\text{Ir}_{0.4}\text{Nb}_{0.6}$	10	(FeCr)	$\text{NNb}_x\text{Zr}_{1-x}$	9.8–13.8	B1
LaMo_6Se_8	11.4	(Mo_6PbS_8)	$\text{N}_{0.93}\text{Nb}_{0.85}\text{Zr}_{0.15}$	13.8	B1
LiO_4Ti_2	13.7	(Al_2MgO_4)	NTa	12–14	B1
MgB_2	39.0±0.5	C32	NZr	10.7	B1
MoN	12; 14.8	h^*	Nb_3Pt	10.9	A15
Mo_3Os	12.7	A15	$\text{Nb}_{0.18}\text{Re}_{0.82}$	10	(Mn)
$\text{Mo}_6\text{Pb}_{0.9}\text{S}_{7.5}$	15.2	(Mo_6PbS_8)	Nb_3Si	19	A15
Mo_3Re	10.0; 15	A15	$\text{Nb}_{0.3}\text{SiV}_{2.7}$	12.8	A15
$\text{Mo}_x\text{Re}_{1-x}$	1.2–12.2		Nb_3Sn	18.05	A15
$\text{Mo}_{0.52}\text{Re}_{0.48}$	11.1		$\text{Nb}_{0.8}\text{Sn}_{0.2}$	18.18; 18.5	A15
$\text{Mo}_{0.57}\text{Re}_{0.43}$	14.0		$\text{Nb}_x\text{Sn}_{1-x}$ (film)	2.6–18.5	o^*
$\text{Mo}_{\sim 0.60}\text{Re}_{0.395}$	10.6		Nb_3Sn_2	16.6	t^*
MoRu	9.5–10.5	A3	NbSnTa_2	10.8	A15
Mo_3Ru	10.6	A15	Nb_2SnTa	16.4	A15
$\text{Mo}_6\text{Se}_8\text{Tl}$	12.2	(Mo_6PbS_8)	$\text{Nb}_{2.5}\text{SnTa}_{0.5}$	17.6	A15
$\text{Mo}_{0.3}\text{SiV}_{2.7}$	11.7	A15	$\text{Nb}_{2.75}\text{SnTa}_{0.25}$	17.8	A15
Mn_3Si	12.5	A15	$\text{Nb}_{3x}\text{SnTa}_{3(1-x)}$	6.0–18.0	
Mo_3Tc	15	A15	$\text{Nb}_2\text{SnTa}_{0.5}\text{V}_{0.5}$	12.2	A15
$\text{Mo}_{0.3}\text{Tc}_{0.7}$	12.0	A15	NbTc_3	10.5	A12
$\text{Mo}_x\text{Tc}_{1-x}$	10.8–15.8		$\text{Nb}_{0.75}\text{Zr}_{0.25}$	10.8	
MoTc_3	15.8		$\text{Nb}_{0.66}\text{Zr}_{0.33}$	10.8	
NNb (whiskers)	10–14.5		PbTa_3	17	A15
NNb (diffusion wires)	16.10		RhTa_3	10	A15
$\text{N}_{0.988}\text{Nb}$	14.9; 17.3	B1	RhZr_2	10.8; 11.3	C16
$\text{N}_{0.824-0.988}\text{Nb}$	14.4–15.3	B1	$\text{Rh}_{0-0.45}\text{Zr}_{1-0.55}$	2.1–10.8	
$\text{N}_{0.7-0.795}\text{Nb}$	11.3–12.9		$\text{SiTi}_{0.3}\text{V}_{2.7}$	10.9	A15
NNb_xO_y	13.5–17.0	B1	SiV_3	17.1	A15
NNb_xO_y	6.0–11		$\text{SiV}_{2.7}\text{Zr}_{0.3}$	13.2	A15

TABLE 5. Critical Field Data

Substance	H_o (oersteds)	Substance	H_o (oersteds)
Ag_2F	2.5	InSb	1100
$\text{Ag}_7\text{NO}_{11}$	57	$\text{In}_x\text{Tl}_{1-x}$	252–284
Al_2CMo_3	1700	$\text{In}_{0.8}\text{Tl}_{0.2}$	252
BaBi_3	740	$\text{Mg}_{0.47}\text{Tl}_{0.53}$	220
Bi_2Pt	10	$\text{Mo}_{0.16}\text{Ti}_{0.84}$	<985
Bi_3Sr	530	NbSn_2	620
Bi_5Tl_3	>400	$\text{PbTl}_{0.27}$	756
CdSn	>266	$\text{PbTl}_{0.17}$	796
CoSi_2	105	$\text{PbTl}_{0.12}$	849
$\text{Cr}_{0.1}\text{Ti}_{0.3}\text{V}_{0.6}$	1360	$\text{PbTl}_{0.075}$	880
$\text{In}_{1-0.86}\text{Mg}_{0-0.14}$	272.4–259.2	$\text{PbTl}_{0.04}$	864

TABLE 6. High Critical Magnetic-Field Superconductive Compounds and Alloys

Substance	T_c , K	H_{c1} , kOe	H_{c2} , kOe	H_{c3} , kOe	T_{obs}^a , K ^a
Al_2CMo_3	9.8–10.2	0.091	156		1.2
$AlNb_3$		0.375			
$Ba_xO_3Sr_{1-x}Ti$	<0.1–0.55	0.0039 max.			
$Bi_{0.5}Cd_{0.1}Pb_{0.27}Sn_{0.13}$			>24		3.06
Bi_xPb_{1-x}	7.35–8.4	0.122 max.	30 max.		4.2
$Bi_{0.56}Pb_{0.44}$	8.8		15		4.2
$Bi_{7.5w/o}Pb_{92.5w/o}^b$			2.32		
$Bi_{0.099}Pb_{0.901}$		0.29	2.8		
$Bi_{0.02}Pb_{0.98}$		0.46	0.73		
$Bi_{0.53}Pb_{0.32}Sn_{0.16}$			>25		3.06
$Bi_{1-0.93}Sn_{0-0.07}$			0–0.032		3.7
Bi_5Ti_3	6.4		>5.6		3.35
C_8K (excess K)	0.55		0.160 (H⊥c)		0.32
			0.730 (H c)		0.32
C_8K	0.39		0.025 (H⊥c)		0.32
			0.250 (H c)		0.32
$C_{0.44}Mo_{0.56}$	12.5–13.5	0.087	98.5		1.2
CNb	8–10	0.12	16.9		4.2
$CNb_{0.4}Ta_{0.6}$	10–13.6	0.19	14.1		1.2
CTa	9–11.4	0.22	4.6		1.2
$Ca_xO_3Sr_{1-x}Ti$	<0.1–0.55	0.002–0.004			
$Cd_{0.1}Hg_{0.9}$ (by weight)		0.23	0.34		2.04
$Cd_{0.05}Hg_{0.95}$		0.28	0.31		2.16
$Cr_{0.10}Ti_{0.30}V_{0.60}$	5.6	0.071	84.4		0
GaN	5.85	0.725			4.2
Ga_xNb_{1-x}			>28		4.2
GaSb (annealed)	4.24		2.64		3.5
$GaV_{1.95}$	5.3		73 ^e		
$GaV_{2.1-3.5}$	6.3–14.45		230–300 ^d		0
GaV_3		0.4	350 ^e		0
			500 ^d		
$GaV_{4.5}$	9.15		121 ^c		0
Hf_xNb_y			>52–>102		1.2
Hf_xTa_y			>28–>86		1.2
$Hg_{0.05}Pb_{0.95}$		0.235	2.3		
$Hg_{0.101}Pb_{0.899}$		0.23	4.3		4.2
$Hg_{0.15}Pb_{0.85}$	6.75		>13		2.93
$In_{0.98}Pb_{0.02}$	3.45	0.1		0.12	2.76
$In_{0.96}Pb_{0.04}$	3.68	0.1	0.12	0.25	2.94
$In_{0.94}Pb_{0.06}$	3.90	0.095	0.18	0.35	3.12
$In_{0.913}Pb_{0.087}$	4.2	~10.17	0.55	2.65	
$In_{0.316}Pb_{0.684}$		0.155	3.7		4.2
$In_{0.17}Pb_{0.83}$			2.8	5.5	4.2
$In_{1.000}Te_{1.002}$	3.5–3.7		1.2 ^c		0
$In_{0.95}Tl_{0.05}$		0.263	0.263		3.3
$In_{0.90}Tl_{0.10}$		0.257	0.257		3.25
$In_{0.83}Tl_{0.17}$		0.242	0.39		3.21
$In_{0.75}Tl_{0.25}$		0.216	0.50		3.16
LaN	1.35	0.45			0.76
La_3S_4	6.5	≈0.15	>25		1.3
La_3Se_4	8.6	≈0.2	>25		1.25
$Mo_{0.52}Re_{0.48}$	11.1		14–21	22–33	4.2
			18–28	37–43	1.3
$Mo_{0.6}Re_{0.395}$	10.6		14–20	20–37	4.2
			19–26	26–37	1.3
$Mo_{0.5}Ti_{0.5}$			75 ^c		0
$Mo_{0.16}Ti_{0.84}$	4.18	0.028	98.7 ^c		0
			36–38		3.0
$Mo_{0.913}Ti_{0.087}$	2.95	0.060	15		4.2
$Mo_{0.1-0.3}U_{0.9-0.7}$	1.85–2.06		>25		
$Mo_{0.17}Zr_{0.83}$			30		

Substance	T_c , K	H_{c1} , kOe	H_{c2} , kOe	H_{c3} , kOe	T_{obs} , K ^a
N _(12.8 w/o) Nb	15.2		>9.5		13.2
NNb (wires)	16.1		153 ^c		0
			132		4.2
			95		8
			53		12
NNb _x O _{1-x}	13.5–17.0		38		
NNb _x Zr _{1-x}	9.8–13.8		4–>130		4.2
N _{0.93} Nb _{0.85} Zr _{0.15}	13.8		>130		4.2
Na _{0.086} Pb _{0.914}		0.19	6.0		
Na _{0.016} Pb _{0.984}		0.28	2.05		
Nb	9.15		2.020		1.4
			1.710		4.2
Nb		0.4–1.1	3–5.5		4.2
Nb (unstrained)		1.1–1.8	3.40	6–9.1	4.2
Nb (strained)		1.25–1.92	3.44	6.0–8.7	4.2
Nb (cold-drawn wire)		2.48	4.10	≈10	4.2
Nb (film)			>25		4.2
NbSc			>30		
Nb ₃ Sn		0.170	221		4.2
			70		14.15
			54		15
			34		16
			17		17
Nb _{0.1} Ta _{0.9}		0.084	0.154		4.195
Nb _{0.2} Ta _{0.8}			10		4.2
Nb _{0.65-0.73} Ta _{0.02-0.10} Zr _{0.25}			>70–>90		4.2
Nb _x Ti _{1-x}			148 max.		1.2
			120 max.		4.2
Nb _{0.222} U _{0.778}		1.98	23		1.2
Nb _x Zr _{1-x}			127 max.		1.2
			94 max.		4.2
O ₃ SrTi	0.43	0.0049 ^c	0.504 ^c		0
O ₃ SrTi	0.33	0.00195 ^c	0.420 ^c		0
PbSb _{1 w/o} (quenched)			>1.5		4.2
PbSb _{1 w/o} (annealed)			>0.7		4.2
PbSb _{2.8 w/o} (quenched)			>2.3		4.2
PbSb _{2.8 w/o} (annealed)			>0.7		4.2
Pb _{0.871} Sn _{0.129}		0.45	1.1		
Pb _{0.965} Sn _{0.035}		0.53	0.56		
Pb _{1-0.26} Tl _{0-0.74}	7.20–3.68		2–6.9 ^c		0
PbTl _{0.17}	6.73		4.5 ^c		0
Re _{0.26} W _{0.74}			>30		
Sb _{0.93} Sn _{0.07}			0.12		3.7
SiV ₃	17.0	0.55	156 ^c		
Sn _x Te _{1-x}		0.00043–0.00236	0.005–0.0775		0.012–0.079
Ta (99.95%)		0.425	1.850		1.3
		0.325	1.425		2.27
		0.275	1.175		2.66
		0.090	0.375		3.72
Ta _{0.5} Nb _{0.5}			3.55		4.2
Ta _{0.65-0} Ti _{0.35-1}	4.4–7.8		>14–138		1.2
Ta _{0.5} Ti _{0.5}			138		1.2
Te	3.3	0.25 ^c			0
Tc _x W _{1-x}	5.75–7.88		8–44		4.2
Ti				2.7	4.2
Ti _{0.75} V _{0.25}	5.3	0.029 ^c	199 ^c		0
Ti _{0.775} V _{0.225}	4.7	0.024 ^c	172 ^c		0
Ti _{0.615} V _{0.385}	7.07	0.050	34		4.2
Ti _{0.516} V _{0.484}	7.20	0.062	28		4.2
Ti _{0.415} V _{0.585}	7.49	0.078	25		4.2
Ti _{0.12} V _{0.88}			17.3	28.1	4.2
Ti _{0.09} V _{0.91}			14.3	16.4	4.2
Ti _{0.06} V _{0.94}			8.2	12.7	4.2

Substance	T_c , K	H_{c1} , kOe	H_{c2} , kOe	H_{c3} , kOe	T_{obs}^a , K ^a
$Ti_{0.03}V_{0.97}$			3.8	6.8	4.2
Ti_xV_{1-x}			108 max.		1.2
V	5.31	0.8	3.4		1.79
		0.75	3.15		2
		0.45	2.2		3
		0.30	1.2		4
$V_{0.26}Zr_{0.74}$	≈5.9	0.238			1.05
		0.227			1.78
		0.185			3.04
		0.165			3.5
W (film)	1.7–4.1		>34		1

^a Temperature of critical field measurement.

^b w/o denotes weight percent.

^c Extrapolated.

^d Linear extrapolation.

^e Parabolic extrapolation.

References

- B. W. Roberts, in *Superconductive Materials and Some of Their Properties*, *Progress in Cryogenics*, Vol. IV, 1964, pp. 160–231.
- B. W. Roberts, *Superconductive Materials and Some of Their Properties*, NBS Technical Notes 408 and 482, U.S. Government Printing Office, 1966 and 1969; B. W. Roberts, *J. Phys. Chem. Ref. Data*, 5, 581, 1976.
- B. W. Roberts, *Properties of Selected Superconductive Materials*, 1978 Supplement, NBS Technical Note 983, 1978.
- T. Claeson, *Phys. Rev.*, 147, 340, 1966.
- C. J. Raub, W. H. Zachariasen, T. H. Geballe, and B. T. Matthias, *J. Phys. Chem. Solids*, 24, 1093, 1963.
- T. H. Geballe, B. T. Matthias, V. B. Compton, E. Corenzwit, G. W. Hull, Jr., and L. D. Longinotti, *Phys. Rev.*, 1A, 119, 1965.
- C. J. Raub, V. B. Compton, T. H. Geballe, B. T. Matthias, J. P. Maita, and G. W. Hull, Jr., *J. Phys. Chem. Solids*, 26, 2051, 1965.
- R. D. Blaugher, J. K. Hulm, and P. N. Yocom, *J. Phys. Chem. Solids*, 26, 2037, 1965.
- T. Claeson and H. L. Luo, *J. Phys. Chem. Solids*, 27, 1081, 1966.
- S. C. Ng and B. N. Brockhouse, *Solid State Comm.*, 5, 79, 1967.
- O. I. Shulishova and I. A. Shcherbak, *Izv. AN SSSR, Neorg. Materials*, 3, 1495, 1967.
- T. F. Smith and H. L. Luo, *J. Phys. Chem. Solids*, 28, 569, 1967.
- A. C. Lawson, *J. Less-Common Metals*, 23, 103, 1971.
- R. Chevrel, M. Sergent, and J. Prigent, *J. Solid State Chem.*, 3, 515, 1971.
- M. Marezio, P. D. Dernier, J. P. Remeika, and B. T. Matthias, *Mat. Res. Bull.*, 8, 657, 1973.
- J. K. Hulm and R. D. Blaugher in *Superconductivity in d- and f-Band Metals*, D. H. Douglass, Ed., American Institute of Physics, 4, 1, 1972.
- R. N. Shelton, A. C. Lawson, and D. C. Johnston, *Mat. Res. Bull.*, 10, 297, 1975.
- H. D. Wiesinger, *Phys. Status Sol.*, 41A, 465, 1977.
- O. Fisher, *Applied Phys.*, 16, 1, 1978.
- D. C. Johnston, *Solid State Comm.*, 24, 699, 1977.
- H. C. Ku and R. H. Shelton, *Mat. Res. Bull.*, 15, 1441, 1980.
- H. Barz, *Mat. Res. Bull.*, 15, 1489, 1980.
- G. P. Espinosa, A. S. Cooper, H. Barz, and J. P. Remeika, *Mat. Res. Bull.*, 15, 1635, 1980.
- E. M. Savitskii, V. V. Baron, Yu. V. Efimov, M. I. Bychkova, and L. F. Myzenkova, in *Superconducting Materials*, Plenum Press, 1981, p. 107.
- R. Fluckiger and R. Baillif, in *Topics in Current Physics*, O. Fischer and M. B. Maple, Eds., Springer Verlag, 34, 113, 1982.
- R. N. Shelton, in *Superconductivity in d- and f-Band Metals*, W. Buckel and W. Weber, Eds., Kernforschungszentrum, Karlsruhe, 1982, p. 123.
- D. C. Johnston and H. F. Braun, *Topics in Current Phys.*, 32, 11, 1982.
- R. Chevrel and M. Sergent, *Topics in Current Phys.*, 32, 25, 1982.
- G. P. Espinosa, A. S. Cooper, and H. Barz, *Mat. Res. Bull.*, 17, 963, 1982.
- R. Muller, R. N. Shelton, J. W. Richardson, Jr., and R. A. Jacobson, *J. Less-Comm. Met.*, 92, 177, 1983.
- You-Xian Zhao and Shou-An He, in *High Pressure in Science and Technology*, North Holland, 22, 51, 1983.
- You-Xian Zhao and Shou-An He, *Solid State Comm.*, 24, 699, 1983.
- G. P. Meisner and H. C. Ku, *Appl. Phys.*, A31, 201, 1983.
- R. J. Cava, D. W. Murphy, and S. M. Zahurak, *J. Electrochem. Soc.*, 130, 2345, 1983.
- R. N. Shelton, *J. Less-Comm. Met.*, 94, 69, 1983.
- B. Chevalier, P. Lejay, B. Lloret, Wang Xian-Zhong, J. Etourneau, and P. Hagenmuller, *Annales de Chemie*, 9, 191, 1984.
- G. Venturini, M. Meot-Meyer, E. McRae, J. F. Mareche, and B. Rogues, *Mat. Res. Bull.*, 19, 1647, 1984.
- J. M. Tarascon, F. G. DiSalvo, D. W. Murphy, G. Hull, and J. V. Waszczak, *Phys. Rev.*, 29B, 172, 1984.
- G. V. Subba and G. Balakrishnan, *Bull. Mat. Sci.*, 6, 283, 1984.
- B. Batlog, *Physica*, 126B, 275, 1984.
- M. J. Johnson, Ames Lab (USA) Report IS-T-1140, 1984.
- I. M. Chapnik, *J. Mat. Sci. Lett.*, 4, 370, 1985.
- W. Rong-Yao, L. Q-Guang, and Z. Xiao, *Phys. Status Sol.*, 90A, 763, 1985.
- W. Xian-Zhong, B. Chevalier, J. Etourneau, and P. Hagenmuller, *Mat. Res. Bull.*, 20, 517, 1985.
- H. R. Ott, F. Hulliger, H. Rudigier, and Z. Fisk, *Phys. Rev.*, 31B, 1329, 1985.
- P. Villars and L. D. Calver, *Pearson's Handbook of Crystallographic Data for Intermetallic Phases*, Vol. 1–3, ASM, 1985.
- G. V. Subba Rao, K. Wagner, G. Balakrishnan, J. Jakani, W. Paulus, and R. Scollhorn, *Bull. Mat. Sci.*, 7, 215, 1985.
- J. G. Bednorz and K. A. Muller, *Zs. Physik*, B64, 189, 1986.
- W. Rong-Yao, *Phys. Status Sol.*, 94A, 445, 1986.
- H. D. Yang, R. N. Shelton, and H. F. Braun, *Phys. Rev.*, 33B, 5062, 1986.
- G. Venturini, M. Kanta, E. McRae, J. F. Mareche, B. Malaman, and B. Roques, *Mat. Res. Bull.*, 21, 1203, 1986.
- W. Rong-Yao, *J. Mat. Sci. Lett.*, 5, 87, 1986.
- M. K. Wu, J. R. Ashburn, C. J. Torng, P. H. Hor, R. L. Meng, L. Gao, Z. J. Huang, Y. Q. Wang, and C. W. Chu, *Phys. Rev. Lett.*, 58, 908, 1987.
- R. J. Cava, R. B. Van Dover, B. Batlog, and E. A. Rietman, *Phys. Rev. Lett.*, 58, 408, 1987.
- L. C. Porter, T. J. Thorn, U. Geiser, A. Umezawa, H. H. Wang, W. K. Kwok, H-C. I. Kao, M. R. Monaghan, G. W. Crabtree, K. D. Carlson, and J. M. Williams, *Inorg. Chem.*, 26, 1645, 1987.
- A. M. Kini, U. Geiser, H-C. I. Kao, K. D. Carlson, H. H. Wang, M. R. Monaghan, and K. M. Williams, *Inorg. Chem.*, 26, 1834, 1987.

57. T. Penney, S. von Molnar, D. Kaiser, F. Holtzberg, and A. W. Kleinsasser, *Phys. Rev.*, B38, 2918, 1988.
58. Y. K. Tao, J. S. Swinnea, A. Manthiram, J. S. Kim, J. B. Goodenough, and H. Steinfink, *J. Mat. Res.*, 3, 248, 1988.
59. G. G. Peterson, B. R. Weinberger, L. Lynds, and H. A. Krasinski, *J. Mat. Res.*, 3, 605, 1988.
60. J. B. Torrance, Y. Tokura, A. Nazzari, and S. S. P. Parkin, *Phys. Rev. Lett.*, 60, 542, 1988.
61. K. Kourtakis, M. Robbins, P. K. Gallagher, and T. Teifel, *J. Mat. Res.*, 4, 1289, 1989.
62. J. C. Phillips, *Physics of High- T_c Superconductors*, Academic Press, 1989, p. 336.
63. Shui Wai Lin and L. I. Berger, *Rev. Sci. Instrum.*, 60, 507, 1989.
64. M. Tinkham, *Introduction to Superconductivity*, McGraw-Hill, New York, 1975.
65. O. Fischer and M.B. Maple, Eds., *Topics in Current Physics*, Volume 32: Superconductivity in Ternary Compounds I; Volume 34: Superconductivity in Ternary Compounds II, Springer-Verlag, Berlin, 1982.
66. K. J. Dunn and F. P. Bundy, *Phys. Rev.*, B25, 194, 1982.
67. A. Barone and G. Paterno, *Physics and Applications of the Josephson Effect*, Wiley, New York, 1982.
68. D. H. Douglass, Ed., *Superconductivity in d- and f-Band Metals*, Plenum Press, New York, 1976.
69. D. M. Ginsberg, Ed., *Physical Properties of High Temperature Superconductors*, (Volume II, 1990; Volume III, 1992; Volume V, 1996), World Scientific, Singapore.
70. T. Ishiguro and K. Yamaji, *Organic Superconductors*, Springer-Verlag, Berlin, 1990.
71. Sh. Okada, K. Shimizu, T. C. Kobayashi, K. Amaya, and Sh. Endo., *J. Phys. Soc. Jpn.*, 65, 1924, 1996.
72. A. Bourdillon and N. X. Tan Bourdillon, *High Temperature Superconductors: Processing and Science*, Academic Press, 1994.
73. J. M. Williams, J. R. Ferraro, R. J. Thorn, K. Carlson, U. Geiser, H. H. Wang, A. M. Kini, and M.-H. Whangbo, *Organic Superconductors (Including Fullerenes): Synthesis, Structure, Properties, and Theory*, Prentice-Hall, 1992.
74. J. Nagamatsu, N. Nakagawa, T. Muranaka, Y. Zenitani, and J. Akimitsu, *Nature (London)*, 410, 63, 2001.
75. Y. Boguslavsky, G. K. Perkins, X. Qi, L. F. Cohen, and A. D. Caplin, *Nature (London)*, 410, 563, 2001.
76. B. Q. Fu, Y. Feng, G. Yan, Y. Zhao, A. K. Pradhan, C. H. Cheng, P. Ji, X. H. Liu, C. F. Liu, L. Zhou, and K. F. Yau, *J. Appl. Phys.*, 92, 7341, 2002.

HIGH-TEMPERATURE SUPERCONDUCTORS

C. N. R. Rao and A. K. Raychaudhuri

The following tables give properties of a number of high-temperature superconductors. Table 1 lists the crystal structure (space group and lattice constants) and the critical transition temperature T_c for the more important high-temperature superconductors studied so far. Table 2 gives the energy gap, critical current density, and penetration depth in the superconducting state. Table 3 gives electrical and thermal properties of some of these materials in the normal state. The tables were prepared in November 1992 and updated in November 1994.

References

1. Ginsburg, D. M., Ed., *Physical Properties of High-Temperature Superconductors*, Vols. I–III, World Scientific, Singapore, 1989–1992.

2. Rao, C. N. R., Ed., *Chemistry of High-Temperature Superconductors*, World Scientific, Singapore, 1991.
3. Shackelford, J. F., *The CRC Materials Science and Engineering Handbook*, CRC Press, Boca Raton, 1992, 98–99 and 122–123.
4. Kaldis, E., Ed., *Materials and Crystallographic Aspects of HT_c Superconductivity*, Kluwer Academic Publ., Dordrecht, The Netherlands, 1992.
5. Malik, S. K. and Shah, S. S., Ed., *Physical and Material Properties of High Temperature Superconductors*, Nova Science Publ., Commack, N.Y., 1994.
6. Chmaissem, O. et al., *Physica*, C230, 231–238, 1994.
7. Antipov, E. V. et al., *Physica*, C215, 1–10, 1993.

TABLE 1. Structural Parameters and Approximate T_c Values of High-Temperature Superconductors

Material	Structure	T_c /K (maximum value)
$\text{La}_2\text{CuO}_{4+\delta}$	Bmab; $a = 5.355$, $b = 5.401$, $c = 13.15$ Å	39
$\text{La}_{2-x}\text{Sr}_x(\text{Ba}_y\text{CuO}_4)$	I4/mmm; $a = 3.779$, $c = 13.23$ Å	35
$\text{La}_2\text{Ca}_{1-x}\text{Sr}_x\text{Cu}_2\text{O}_6$	I4/mmm; $a = 3.825$, $c = 19.42$ Å	60
$\text{YBa}_2\text{Cu}_3\text{O}_7$	Pmmm; $a = 3.821$, $b = 3.885$, $c = 11.676$ Å	93
$\text{YBa}_2\text{Cu}_4\text{O}_8$	Ammm; $a = 3.84$, $b = 3.87$, $c = 27.24$ Å	80
$\text{Y}_2\text{Ba}_4\text{Cu}_7\text{O}_{15}$	Ammm; $a = 3.851$, $b = 3.869$, $c = 50.29$ Å	93
$\text{Bi}_2\text{Sr}_2\text{CuO}_6$	Amaa; $a = 5.362$, $b = 5.374$, $c = 24.622$ Å	10
$\text{Bi}_2\text{CaSr}_2\text{Cu}_2\text{O}_8$	A_2aa ; $a = 5.409$, $b = 5.420$, $c = 30.93$ Å	92
$\text{Bi}_2\text{Ca}_2\text{Sr}_2\text{Cu}_2\text{O}_{10}$	A_2aa ; $a = 5.39$, $b = 5.40$, $c = 37$ Å	110
$\text{Bi}_2\text{Sr}_2(\text{Ln}_{1-x}\text{Ce}_x)_2\text{Cu}_2\text{O}_{10}$	P4/mmm; $a = 3.888$, $c = 17.28$ Å	25
$\text{Tl}_2\text{Ba}_2\text{CuO}_6$	A_2aa ; $a = 5.468$, $b = 5.472$, $c = 23.238$ Å; I4/mmm; $a = 3.866$, $c = 23.239$ Å	92
$\text{Tl}_2\text{CaBa}_2\text{Cu}_2\text{O}_8$	I4/mmm; $a = 3.855$, $c = 29.318$ Å	119
$\text{Tl}_2\text{Ca}_2\text{Ba}_2\text{Cu}_3\text{O}_{10}$	I4/mmm; $a = 3.85$, $c = 35.9$ Å	128
$\text{Tl}(\text{BaLa})\text{CuO}_5$	P4/mmm; $a = 3.83$, $c = 9.55$ Å	40
$\text{Tl}(\text{SrLa})\text{CuO}_5$	P4/mmm; $a = 3.7$, $c = 9$ Å	40
$(\text{Tl}_{0.5}\text{Pb}_{0.5})\text{Sr}_2\text{CuO}_5$	P4/mmm; $a = 3.738$, $c = 9.01$ Å	40
$\text{TlCaBa}_2\text{Cu}_2\text{O}_7$	P4/mmm; $a = 3.856$, $c = 12.754$ Å	103
$(\text{Tl}_{0.5}\text{Pb}_{0.5})\text{CaSr}_2\text{Cu}_2\text{O}_7$	P4/mmm; $a = 3.80$, $c = 12.05$ Å	90
$\text{TlSr}_2\text{Y}_{0.5}\text{Ca}_{0.5}\text{Cu}_2\text{O}_7$	P4/mmm; $a = 3.80$, $c = 12.10$ Å	90
$\text{TlCa}_2\text{Ba}_2\text{Cu}_3\text{O}_8$	P4/mmm; $a = 3.853$, $c = 15.913$ Å	110
$(\text{Tl}_{0.5}\text{Pb}_{0.5})\text{Sr}_2\text{Ca}_2\text{Cu}_3\text{O}_9$	P4/mmm; $a = 3.81$, $c = 15.23$ Å	120
$\text{TlBa}_2(\text{La}_{1-x}\text{Ce}_x)_2\text{Cu}_2\text{O}_9$	I4/mmm; $a = 3.8$, $c = 29.5$ Å	40
$\text{Pb}_2\text{Sr}_2\text{La}_{0.5}\text{Ca}_{0.5}\text{Cu}_3\text{O}_8$	Cmmm; $a = 5.435$, $b = 5.463$, $c = 15.817$ Å	70
$\text{Pb}_2(\text{SrLa})_2\text{Cu}_2\text{O}_6$	P22 ₂ ; $a = 5.333$, $b = 5.421$, $c = 12.609$ Å	32
$(\text{Pb,Cu})\text{Sr}_2(\text{La,Ca})\text{Cu}_2\text{O}_7$	P4/mmm; $a = 3.820$, $c = 11.826$ Å	50
$(\text{Pb,Cu})(\text{Sr,Eu})(\text{Eu,Ce})\text{Cu}_2\text{O}_x$	I4/mmm; $a = 3.837$, $c = 29.01$ Å	25
$\text{Nd}_{2-x}\text{Ce}_x\text{CuO}_4$	I4/mmm; $a = 3.95$, $c = 12.07$ Å	30
$\text{Ca}_{1-x}\text{Sr}_x\text{CuO}_2$	P4/mmm; $a = 3.902$, $c = 3.35$ Å	110
$\text{Sr}_{1-x}\text{Nd}_x\text{CuO}_2$	P4/mmm; $a = 3.942$, $c = 3.393$ Å	40
$\text{Ba}_{0.6}\text{K}_{0.4}\text{BiO}_3$	Pm3m; $a = 4.287$ Å	31
$\text{Rb}_2\text{CsC}_{60}$	$a = 14.493$ Å	31
$\text{NdBa}_2\text{Cu}_3\text{O}_7$	Pmmm; $a = 3.878$, $b = 3.913$, $c = 11.753$	58
$\text{SmBaSrCu}_3\text{O}_7$	I4/mmm; $a = 3.854$, $c = 11.62$	84
$\text{EuBaSrCu}_3\text{O}_7$	I4/mmm; $a = 3.845$, $c = 11.59$	88
$\text{GdBaSrCu}_3\text{O}_7$	I4/mmm; $a = 3.849$, $c = 11.53$	86
$\text{DyBaSrCu}_3\text{O}_7$	Pmmm; $a = 3.802$, $b = 3.850$, $c = 11.56$	90
$\text{HoBaSrCu}_3\text{O}_7$	Pmmm; $a = 3.794$, $b = 3.849$, $c = 11.55$	87
$\text{ErBaSrCu}_3\text{O}_7$ (multiphase)	Pmmm; $a = 3.787$, $b = 3.846$, $c = 11.54$	82
$\text{TmBaSrCu}_3\text{O}_7$ (multiphase)	Pmmm; $a = 3.784$, $b = 3.849$, $c = 11.55$	88
$\text{YBaSrCu}_3\text{O}_7$	Pmmm; $a = 3.803$, $b = 3.842$, $c = 11.54$	84
$\text{HgBa}_2\text{CuO}_4$	I4/mmm; $a = 3.878$, $c = 9.507$	94
$\text{HgBa}_2\text{CaCu}_2\text{O}_6$ (annealed in O_2)	I4/mmm; $a = 3.862$, $c = 12.705$	127
$\text{HgBa}_2\text{Ca}_2\text{Cu}_3\text{O}_8$	Pmmm; $a = 3.85$, $c = 15.85$	133
$\text{HgBa}_2\text{Ca}_3\text{Cu}_4\text{O}_{10}$	Pmmm; $a = 3.854$, $c = 19.008$	126

TABLE 2. Superconducting Properties

 $J_c(0)$: Critical current density extrapolated to 0 K λ_{ab} : Penetration depth in a - b plane k_B : Boltzmann constant

Material	Form	Energy gap (Δ)		$10^{-6} \times J_c(0)/A\text{ cm}^{-2}$	$\lambda_{ab}/\text{\AA}$
		$2\Delta_{pp}/k_B T_c^*$	$2\Delta_{fit}/k_B T_c^\dagger$		
YBa ₂ Cu ₃ O ₇	Single Crystal	5–6	4–5	30 (film)	1400
Bi ₂ Sr ₂ CaCu ₂ O ₈	Single Crystal	8–9	5.5–6.5	2	2700
Tl ₂ Ba ₃ CaCu ₂ O ₈	Ceramic	6–7	4–6	10 (film, 80 K)	2000
La _{2-x} Sr _x CuO ₄ , $x = 0.15$	Ceramic	7–9	4–6		
Nd _{2-x} Ce _x CuO ₄	Ceramic	8	4–5	0.2 (film)	

* Obtained from peak to peak value.

† Obtained from fit to BCS-type relation.

TABLE 3. Normal State Properties

 ρ_{ab} : Resistivity in the a - b plane ρ_c : Resistivity along the c axis+ve: ρ_c has positive temperature coefficient of resistivity-ve: ρ_c has negative temperature coefficient of resistivity n_H : Hall density k : Thermal conductivityin plane: Along a - b planeout of plane: Perpendicular to a - b plane

Material	Form	$\rho_{ab}/\mu\Omega\text{ cm}$		$\rho_c/\text{m}\Omega\text{ cm}$	$d\rho_c/dT$	$10^{-21} \times n_H/\text{cm}^{-3}$		$k/(\text{mW}/\text{cm K})$ at 300 K	
		300 K	100 K	300 K		300 K	100 K	in plane	out of plane
YBa ₂ Cu ₃ O ₇	Single crystal	110	35	5	+ve	11–16	4–6	120	3
	Film	200–300	60–100			5–9	2–3		
YBa ₂ Cu ₄ O ₈	Single crystal	75	20	10	-ve	14			
	Film	100–200	20–50			22	17		
Bi ₂ Sr ₂ CuO ₆	Single crystal	300	150	5000	-ve	6	5		
Bi ₂ Sr ₂ CaCu ₂ O ₈	Single crystal	150	50	>1000	-ve	4	3	60	8
Tl ₂ Ba ₂ CuO ₆	Single crystal	300–400	50–75	200–300	+ve	3.1	2.5		
Tl ₂ Ba ₂ Ca ₂ Cu ₃ O ₁₀	Ceramic	***	**				$\approx 2^*$		
La _{2-x} Sr _x CuO ₄ , $x = 0.12$	Single crystal	900	350	200	+ve for $T > 225\text{ K}$	2.5			
La _{2-x} Sr _x CuO ₄ , $x = 0.20$	Single crystal	400	200	80	+ve for $T > 150\text{ K}$	10		50 (for $x = 0.04$)	20
	Film	400	160			8.4	6.3		
Nd _{2-x} Ce _x CuO ₄ , $x = 0.17$	Single crystal	500	275			53	17		
	Film	140–180	35			32	11	250 (for $x = 0.15$)	

* At 200 K

** $\rho \sim 0.4\text{ m}\Omega\text{ cm}$ at 120 K*** $\rho \sim 1.5\text{ m}\Omega\text{ cm}$ at 300 K

ORGANIC SUPERCONDUCTORS

H. P. R. Frederikse

Although the vast majority of organic compounds are insulators, a small number of organic solids show considerable electrical conductivity. Some of these materials appear to be superconductors. The superconducting organics fall primarily into two groups: those containing fulvalenes (pentagonal rings containing sulfur or selenium) and those based on fullerenes, involving the nearly spherical cluster C_{60} .

The transition temperatures T_c of the fulvalene derivatives are shown in Table 1. The abbreviations of the various molecular groups are listed in Table 2 and their chemical structures are depicted in Figure 1. Most of the T_c 's are between 1 and 12 K. Several of the compounds only show superconductivity under pressure.

The fullerenes are A_3C_{60} compounds, where A represents a single or a combination of alkali atoms. The C_{60} cluster is shown in

Figure 2a, while Figure 2b illustrates how the alkali atoms fit into the A_3C_{60} molecule to form the A15 crystallographic structure. Their superconducting transition temperatures range from 8 to 31.3 K (see Table 3).

References

1. Ishigura, T. and Yamaji, K., *Organic Superconductors*, Springer-Verlag, Berlin, 1990.
2. Williams, J. M. et al., *Organic Superconductors (Including Fullerenes)*, Prentice Hall, Englewood Cliffs, N.J., 1992.
3. *The Fullerenes*, Ed.: Krato, H. W., Fisher, J. E., and Cox, D. E., Pergamon Press, Oxford, 1993.
4. Schluter, M. et al., in *The Fullerenes* (Ref. 3), p. 303.

TABLE 1. Critical Pressure and Maximum Critical Temperature of Organic Superconductors

Material	P_c /kbar	T_c /K	Material	P_c /kbar	T_c /K
(TMTSF) $_2$ PF $_6$	6.5	1.2	β -(ET) $_2$ IBr $_2$	0	2.8
(TMTSF) $_2$ AsF $_6$	9	1.3	β -(ET) $_2$ AuI $_2$	0	4.8
(TMTSF) $_2$ SbF $_6$	11	0.4	(ET) $_4$ Hg $_{2.89}$ Cl $_8$	0	4.2
(TMTSF) $_2$ TaF $_6$	12	1.4	(ET) $_4$ Hg $_{2.89}$ Br $_8$	12	1.8
(TMTSF) $_2$ ClO $_4$	0	1.4	(ET) $_3$ Cl $_2$ (H $_2$ O) $_2$	16	2
(TMTSF) $_2$ ReO $_4$	9.5	1.3	κ -(ET) $_2$ Cu(NCS) $_2$	0	10.4
(TMTSF) $_2$ FSO $_3$	5	3	κ -(d-ET) $_2$ Cu(NCS) $_2$	0	11.4
(ET) $_4$ (ReO $_4$) $_2$	4.5	2	(DMET) $_2$ Au(CN) $_2$	1.5	0.9
β_L -(ET) $_2$ I $_3$	0	1.4	(DMET) $_2$ AuI $_2$	5	0.6
β_H -(ET) $_2$ I $_3$	0	8.1	(DMET) $_2$ AuBr $_2$	0	1.9
γ -(ET) $_3$ I $_{2.5}$	0	2.5	(DMET) $_2$ AuCl $_2$	0	0.9
ϵ -(ET) $_2$ I $_3$ (I) $_{0.5}$	0	2.5	(DMET) $_2$ I $_3$	0	0.6
α -(ET) $_2$ I $_2$ -doped	0	3.3	(DMET) $_2$ IBr $_2$	0	0.7
α_t -(ET) $_2$ I $_3$	0	8	(MDT-TTF) $_2$ AuI $_2$	0	3.5
$\epsilon \rightarrow \beta$ -(ET) $_2$ I $_3^a$	0	6	TTF[Ni(dmit) $_2$] $_2$	2	1.6 ^b
θ -(ET) $_2$ I $_3$	0	3.6	TTF[Pd(dmit) $_2$] $_2$	20	6.5
κ -(ET) $_2$ I $_3$	0	3.6	(CH $_3$) $_4$ N[Ni(dmit) $_2$] $_2$	7	5

^a Converted from ϵ -type to β -type by thermal treatment.

^b For 7 kbar.

From Ishigura, T. and Yamaji, K., *Organic Superconductors*, Springer-Verlag, Berlin, 1990. With permission.

TABLE 2. List of Symbols and Abbreviations

TTF	tetrathiafulvalene
TMTSF	tetramethyltetraselenafulvalene
BEDT-TTF or "ET"	bis(ethylenedithio)tetrathiafulvalene
MDT-TTF	methylenedithiotetrathiafulvalene
DMET	[dimethyl(ethylenedithio)diselenadithiafulvalene]
dmit	4,5-dimercapto-1,3-dithiole-2-thione
T_c	transition temperature to superconducting state
P_c	minimum pressure required for superconducting transition

FIGURE 2. (a) C_{60} cluster placed in a fcc lattice. Each crystal axis crosses a double bond shared by two hexagons. (b) A hypothetical A_3C_{60} with the A15 structure. The structure can be seen to be an ordered defect structure of A_6C_{60} .

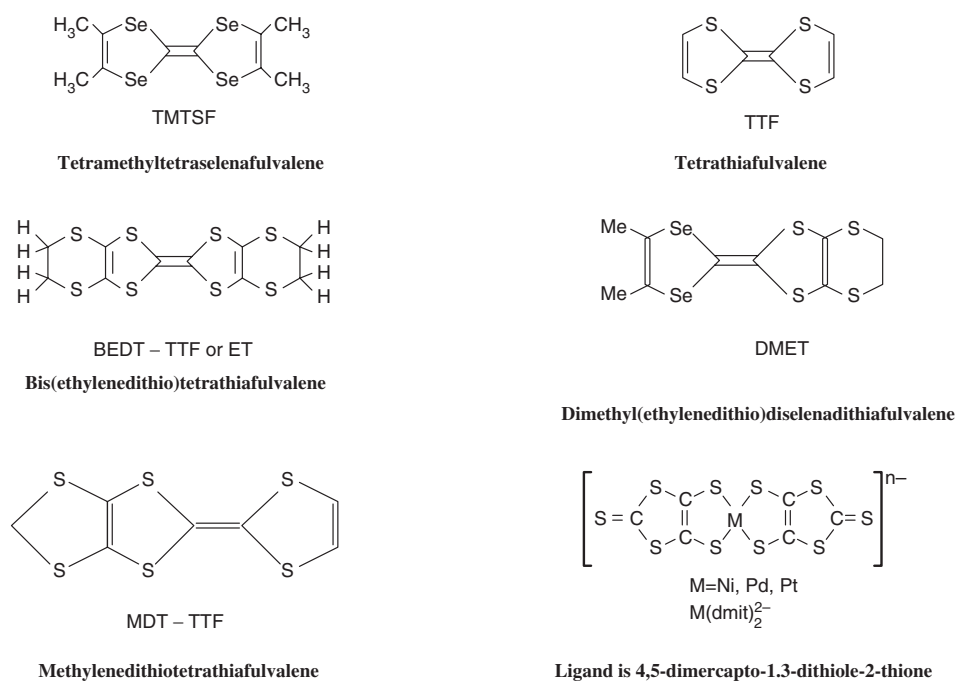
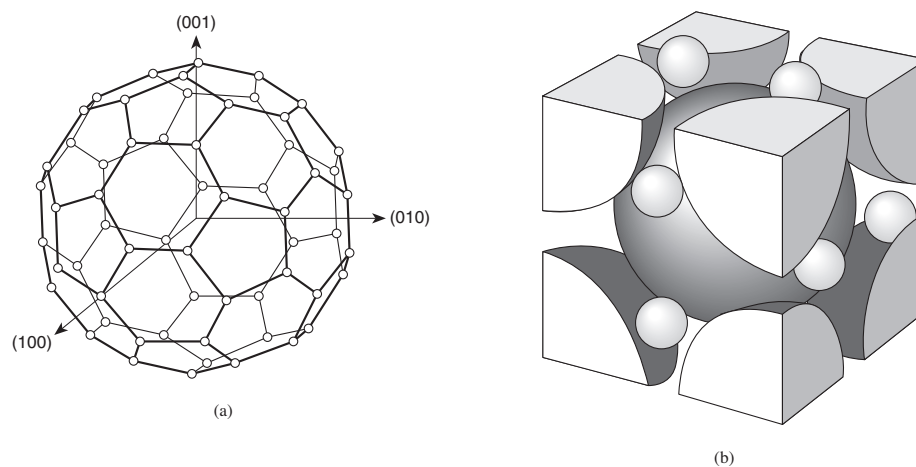


FIGURE 1. Structures of various donor molecules and acceptor species.

FIGURE 2. (a) C_{60} cluster placed in a fcc lattice. Each crystal axis crosses a double bond shared by two hexagons. (b) A hypothetical A_3C_{60} with the A15 structure. The structure can be seen to be an ordered defect structure of A_6C_{60} .TABLE 3. Unit Cell and T_c for FCC A_3C_{60} Crystals

	Lattice parameter(s) (Å)	T_c /K
$Na_2Rb_{0.5}Cs_{0.5}C_{60}$	14.148(3)	8.0
Na_2CsC_{60} No. 1 ^a	14.132(2)	10.5
Na_2CsC_{60} No. 2 ^a	14.176(9)	14.0
K_3C_{60}	14.253(3)	19.3
K_2RbC_{60}	14.299(2)	21.8
Rb_2KC_{60} No. 1 ^a	14.336(1)	24.4
Rb_2KC_{60} No. 2 ^a	14.364(5)	26.4
Rb_3C_{60}	14.436(2)	29.4
Rb_2CsC_{60}	14.493(2)	31.3

^a Samples labeled No. 1 and No. 2 have the same nominal composition.From Schluter, M. et al., *The Fullerenes*, Krato, H. W., Fisher, J. E., and Cox, D. E., Eds., Pergamon Press, Oxford, 1993. With permission.

PROPERTIES OF SEMICONDUCTORS

L. I. Berger

The term *semiconductor* is applied to a material in which electric current is carried by electrons or holes and whose electrical conductivity, when extremely pure, rises exponentially with temperature and may be increased from its low “intrinsic” value by many orders of magnitude by “doping” with electrically active impurities.

Semiconductors are characterized by an energy gap in the allowed energies of electrons in the material that separates the normally filled energy levels of the *valence band* (where “missing” electrons behave like positively charged current carriers “holes”) and the *conduction band* (where electrons behave rather like a gas of free negatively charged carriers with an effective mass dependent on the material and the direction of the electrons’ motion). This energy gap depends on the nature of the material and varies with direction in anisotropic crystals. It is slightly dependent on

temperature and pressure, and this dependence is usually almost linear at normal temperatures and pressures.

Data are presented in five tables. Table 1 lists the main crystallographic and semiconducting properties of a large number of semiconducting materials in three main categories: “Tetrahedral Semiconductors” in which every atom is tetrahedrally coordinated to four nearest neighbor atoms (or atomic sites) as for example in the diamond structure; “Octahedral Semiconductors” in which every atom is octahedrally coordinated to six nearest neighbor atoms—as for example the halite structure; and “Other Semiconductors.”

Table 2 gives electrical, magnetic, and optical properties, while Tables 3 and 4 give more details on the semiconducting properties and band structures of the most common semiconductors. Table 5 lists semiconducting minerals with typical resistivity ranges.

TABLE 1. Physico-Chemical Properties of Semiconductors (Listed by Crystal Structure)

Substance	Molecular weight	Average atomic weight	Lattice parameters (Å, room temp.)	Density (g/cm ³)	Melting point (K)	Microhardness, N/mm ² (M-Mohs Scale)	Specific heat, J/kg·K (300 K)	Debye temp. (K)	Coefficient of thermal linear expansion [10 ⁻⁶ K ⁻¹ (300K)]	Thermal conductivity [mW/cm·K (300K)]
1.1. Tetrahedral (Adamantine) Semiconductors										
<i>1.1.1. Diamond Structure Elements (Strukturbericht symbol A4, Space Group Fd3m-O_h²)</i>										
C (Diamond)		12.01	3.56683	3.513	≈4713 (12.4 GPa) Transition to graphite > 980	10 (M)	471.5	2340	1.18	9900(I) 23200(IIA) 13600(IIIB)
Si		28.09	5.43072	2.329	1687	11270	702	645	2.6	1240
Ge		72.64	5.65754	5.323	1211.35	7644	321.9	374	5.8	640
α-Sn		118.71	6.4912	5.769	505.1 (Tr. 286.4)		213	230	5.4 (220 K)	
<i>1.1.2. Sphalerite (Zinc Blende) Structure Compounds (Strukturbericht symbol B3 Space Group F43m-T_d²)</i>										
I-VII Compounds										
CuF	82.54	41.27	4.255		1181					
CuCl	98.99	49.49	5.4057	3.53	695	2.3 (M)	490	240	12.1	8.4
CuBr	143.45	71.73	5.6905	4.98	770	2.5 (M)	381	207	15.4	12.5
CuI	190.45	95.23	6.60427	5.63	878	192	276	181	19.2	16.8
AgBr	187.77	93.89		6.473	>1570 (Tr. 410)	2.5 (M)	270			
AgI	234.77	117.39	6.502	5.67	831	2.5 (M)	232	134	-2.5	4.2
II-VI Compounds										
BeS	41.08	20.54	4.865	2.36	dec.					
BeSe	87.97	43.99	5.139	4.315						
BeTe	136.61	68.31	5.626	5.090						
BePo	(2318)	(109)	5.838	7.3						
ZnO	81.39	40.69	4.63	5.675	2248	5.0 (M)	494	416	2.9	234
ZnS	97.46	48.72	5.4093	4.079	2100 (Tr. 1295)	1780	472	530	6.36	251
ZnSe	144.34	72.17	5.6676	5.42	1790	1350	339	400	7.2	140
ZnTe	192.99	96.5	6.101	6.34	1568	900	264	223	8.19	108
ZnPo	(274)	(137)	6.309							

Substance	Molecular weight	Average atomic weight	Lattice parameters (Å, room temp.)	Density (g/cm ³)	Melting point (K)	Microhardness, N/mm ² (M-Mohs Scale)	Specific heat, J/kg·K (300 K)	Debye temp. (K)	Coefficient of thermal linear expansion [10 ⁻⁶ K ⁻¹ (300K)]	Thermal conductivity [mW/cm·K (300K)]
CdS	144.48	72.24	5.832	4.826	1750	1250	330	219	4.7	200
CdSe	191.37	95.68	6.05	5.674	1512	1300	255	181	3.8	90
CdTe	240.01	120.00	6.477	5.86	1365	600	205	200	4.9	58.5
CdPo	(321)	(161)	6.665							
HgS	232.66	116.33	5.8517	7.73	1820	3 (M)	210			
HgSe	279.55	139.78	6.084	8.25	1070	2.5 (M)	178	151	5.46	10
HgTe	328.19	164.10	6.4623	8.17	943	300	164	242	4.6	20

III-V Compounds

BN	24.82	12.41	3.615	3.49	3239	10 (M)	793	≈1900		200
BP(L.T.)	41.78	20.87	4.538	2.9	1398 (dec)	37000		≈980		
BAs	85.73	42.87	4.777		≈2300	19000		≈625		
AlP	57.95	28.98	5.451	2.42	≈2100	5.5 (M)		588		920
AlAs	101.90	50.95	5.6622	3.81	2013	5000		417	3.5	840
AlSb	148.74	74.37	6.1355	4.218	1330	4000		292	4.2	600
GaP	100.70	50.35	5.4905	4.13	1750	9450		446	5.3	752
GaAs	144.64	72.32	5.65315	5.316	1510	7500		344	5.4	560
GaSb	191.48	95.74	6.0954	5.619	980	4480	320	265	6.1	270
InP	145.79	72.90	5.86875	4.787	1330	4100		321	4.6	800
InAs	189.74	94.87	6.05838	5.66	1215	3300	268	249	4.7	290
InSb	236.58	118.29	6.47877	5.775	798	2200	144	202	4.7	160

Other Sphalerite Structure Compounds

MnS	87.00	43.5	5.011							
MnSe	133.90	66.95	5.82							
β-SiC (3-C SiC)	40.10	20.1	4.348	3.21	3070				2.9	4.9
Ga ₂ Se ₃	376.32	75.26	5.429	4.92	1020	3160			8.9	50
Ga ₂ Te ₃	522.24	104.45	5.899	5.75	1063	2370				47
In ₂ Te ₃ (H.T.)	608.44	121.7	6.173	5.8	940	1660				69
MgGeP ₂	158.84	39.71	5.652							
ZnSnP ₂	246.00	61.5	5.65		1200					
ZnSnAs ₂ (H.T.)	333.90	82.38	5.851	5.53	1050					76
ZnSnSb ₂	427.56	106.89	6.281	5.67	870	2500				76

1.1.3. Wurtzite (Zincite) Structure Compounds (Strukturbericht symbol B4, Space Group $P6_3mc-C_{6v}^4$)

I-VII Compounds

CuCl	99.0	49.5	3.91	6.42	703					
CuBr	143.45	71.73	4.06	6.66	770					
CuI	190.45	95.23	4.31	7.09						
AgI	234.77	117.40	4.580	7.494						

II-VI Compounds

BeO	25.01	12.51	2.698	4.380	2800					
MgTe	151.9	76.0	4.54	7.39	3.85	≈2800				
ZnO	81.37	40.69	3.24950	5.2069	5.66	2250				600
ZnS	97.43	48.72	3.8140	6.2576	4.1	2100				460
ZnTe	192.99	46.50	4.27	6.99		1568				
CdS	144.48	72.23	4.1348	6.7490	4.82	1748				401
CdSe	191.37	95.68	4.299	7.010	5.66	1512				316
CdTe	240.01	120.00	4.57	7.47						

III-V Compounds

BP(H.T.)	41.79	20.90	3.562	5.900						
AlN	40.99	20.50	3.111	4.978	3.26	≈2500				823
GaN	83.73	41.87	3.190	5.189	6.10	1500				656

Substance	Molecular weight	Average atomic weight	Lattice parameters (Å, room temp.)		Density (g/cm ³)	Melting point (K)	Microhardness, N/mm ² (M-Mohs Scale)	Specific heat, J/kg·K (300 K)	Debye temp. (K)	Coefficient of thermal linear expansion [10 ⁻⁶ K ⁻¹ (300K)]	Thermal conductivity [mW/cm·K (300K)]
InN	128.83	64.42	3.533	5.693	6.88	1200					556

Other Wurtzite Structure Compounds

MnS	87.00	43.5	3.985	6.45	3.248						
MnSe	133.90	66.95	4.12	6.72							
SiC	40.10	20.1	3.076	5.048							
MnTe	182.54	91.27	4.078	6.701							
Al ₂ S ₃	150.14	30.03	3.579	5.829	2.55	1400					
Al ₂ Se ₃	290.84	58.17	3.890	6.30	3.91	1250					

1.1.4. Chalcopyrite Structure Compounds (Strukturbericht symbol E1_p, Space Group I $\bar{4}2d-D_{2d}^{12}$)I-III-VI₂ Compounds

CuAlS ₂	154.65	38.66	5.323	10.44	3.47	2500					
CuAlSe ₂	248.45	62.11	5.617	10.92	4.70	2260					
CuAlTe ₂	345.73	86.43	5.976	11.80	5.50	2550					
CuGaS ₂	197.39	49.53	5.360	10.49	4.35	2300					
CuGaSe ₂	291.19	72.80	5.618	11.01	5.56	1970	4200		275	5.4	42
CuGaTe ₂	388.47	97.12	6.013	11.93	5.99	2400	3500			6.9	27
CuInS ₂	242.49	60.62	5.528	11.08	4.75	1400	2550				
CuInSe ₂	336.29	84.07	5.785	11.56	5.77	1600	2050			6.6	37
CuInTe ₂	433.57	108.39	6.179	12.365	6.10	1660	400		195	7.1	49
CuTlS ₂	322.05	83.01	5.580	11.17	6.32						
CuTlSe ₂ (L.T.)	425.85	106.46	5.844	11.65	7.11	900					
CuFeS ₂	183.51	45.88	5.29	10.32	4.088	1135					
CuFeSe ₂	277.31	69.33				850					
CuLaS ₂	266.58	66.65	5.65	10.86							
AgAlS ₂	198.97	49.74	5.707	10.28	3.94						
AgAlSe ₂	292.77	73.19	5.968	10.77	5.07	1220					
AgAlTe ₂	390.05	97.51	6.309	11.85	6.18	1000					
AgGaS ₂	241.71	60.43	5.755	10.28	4.72						
AgGaSe ₂	335.51	83.88	5.985	10.90	5.84	1120	4400				
AgGaTe ₂	432.79	108.2	6.301	11.96	6.05	990	1800		212		10
AgInS ₂ (L.T.)	286.87	71.70	5.828	11.19	5.00		2250				
AgInSe ₂	380.61	95.15	6.102	11.69	5.81	1053	1850				30
AgInTe ₂	477.89	119.47	6.42	12.59	6.12	965				9.49, 0.69	
AgFeS ₂	227.83	56.96	5.66	10.30	4.53						

II-IV-V₂ Compounds

ZnSiP ₂	155.40	38.85	5.400	10.441	3.39	1640	1100				
ZnGeP ₂	199.90	49.98	5.465	10.771	4.17	1295	8100				180
ZnSnP ₂	246.00	61.5					6500				
CdSiP ₂	202.43	50.61	5.678	10.431	4.00	≈1470	10500		282		
CdGeP ₂	246.94	61.74	5.741	10.775	4.48	1049	5650				110
CdSnP ₂	243.03	73.26	5.900	11.518		840	5000		195		140
ZnSiAs ₂	242.20	60.55	5.61	10.88	4.70	1311	9200				
ZnGeAs ₂	287.80	71.95	5.672	11.153	5.32	1150	6800		263		110
ZnSnAs ₂	333.90	83.48	5.8515	11.704	5.53	1048	4550		271		150
CdSiAs ₂	290.34	72.58	5.884	10.882		>1120	6850				
CdGeAs ₂	334.83	83.71	5.9427	11.2172	5.60	938	4700				48
CdSnAs ₂	380.93	95.23	6.0944	11.9182	5.72	880	3450				40

1.1.5. Other Ternary Semiconductors with Tetrahedral Coordination

I₂-IV-VI₃ Compounds

Cu ₂ SiS ₃ (H.T.)	251.36	41.89	3.684	6.004	3.81	1200					23
---	--------	-------	-------	-------	------	------	--	--	--	--	----

Substance	Molecular weight	Average atomic weight	Lattice parameters (Å, room temp.)		Density (g/cm ³)	Melting point (K)	Microhardness, N/mm ² (M-Mohs Scale)	Specific heat, J/kg·K (300 K)	Debye temp. (K)	Coefficient of thermal linear expansion [10 ⁻⁶ K ⁻¹ (300K)]	Thermal conductivity [mW/cm·K (300K)]
Cu ₂ SiS ₃ (L.T.)			5.290	10.156	3.63						
Cu ₂ SiTe ₃	537.98	89.66	5.93		5.47						
Cu ₂ GeS ₃ (H.T.)	295.88	49.31	5.317		4.45	1210	4550	510	254	7.2	12
Cu ₂ GeS ₃ (L.T.)			5.327	5.215	4.46						
Cu ₂ GeSe ₃	436.56	72.76	5.589	5.485	5.57	1030	3840	340	168	8.4	24
Cu ₂ GeTe ₃	582.51	97.09	5.958	5.935	5.92		2890				130
Cu ₂ SnS ₃	341.98	57.00	5.436		5.02	1110	2770	440	214	7.8	28
CuSnSe ₃	482.66	80.44	5.687		5.94	960	2510	310	148	8.9	35
Cu ₂ SnTe ₃	628.61	104.77	6.048		6.51	680	1970				144
Ag ₂ GeSe ₃	525.21	87.54				810					
Ag ₂ SnSe ₃	571.31	95.22									
Ag ₂ GeTe ₃	671.13	111.86				600					
Ag ₂ SnTe ₃	717.23	119.54									

I₃-V-VI₄-Compounds

Cu ₃ PS ₄	349.85	40.73	7.44	6.19							
Cu ₃ AsS ₄	393.79	49.22	6.43	6.14	4.37	931				3.2	30.2
Cu ₃ AsSe ₄	581.37	72.67	5.570	10.957	5.61	733			169	9.5	19
Cu ₃ SbS ₄	440.64	55.08	5.38	16.76	4.90	830					
Cu ₃ SbSe ₄	628.22	78.53	5.654	11.256	6.0	700			131	12.4	14.6

I-IV₂-V₃ Compounds

CuSi ₂ P ₃	212.64	35.44	5.25								
CuGe ₂ P ₃	301.65	50.28	5.375		4.318	1113	8500	429	8.21	37.6	
AgGe ₂ P ₃	345.97	57.66				1015	6150				

1.1.6. "Defect Chalcopyrite" Structure Compounds (Strukturbericht Symbol E3, Space Group I $\bar{4}$ -S₄²)

ZnAl ₂ Se ₄	435.18	62.17	5.503	10.90	4.37						
ZnAl ₂ Te ₄ (?)	629.74	84.96	5.904	12.05	4.95						
ZnGa ₂ S ₄ (?)	333.06	47.58	5.274	10.44	3.80						
ZnGa ₂ Se ₄ (?)	520.66	74.38	5.496	10.99	5.21						
ZnGa ₂ Te ₄ (?)	715.22	102.17	5.937	11.87	5.67						
ZnIn ₂ Se ₄	610.86	87.27	5.711	11.42	5.44	1250					
ZnIn ₂ Te ₄	805.42	115.06	6.122	12.24	5.83	1075					
CdAl ₂ S ₄	294.61	42.09	5.564	10.32	3.06						
CdAl ₂ Se ₄	482.21	68.89	5.747	10.68	4.54						
CdAl ₂ Te ₄ (?)	676.77	97.68	6.011	12.21	5.10						
CdGa ₂ S ₄	380.09	54.30	5.577	10.08	4.03						
CdGa ₂ Se ₄	567.69	81.10	5.743	10.73	5.32						
CdGa ₂ Te ₄	762.25	108.89	6.093	11.81	5.77						
CdIn ₂ Te ₄	852.45	121.78	6.205	12.41	5.9	1060					
HgAl ₂ S ₄	382.79	54.68	5.488	10.26	4.11						
HgAl ₂ Se ₄	570.39	82.48	5.708	10.74	5.05						
HgAl ₂ Te ₄ (?)	764.48	109.28	6.004	12.11	5.81						
HgGa ₂ S ₄	468.27	66.90	5.507	10.23	5.00						
HgGa ₂ Se ₄	655.87	93.70	5.715	10.78	6.18						
HgIn ₂ Se ₄	746.07	106.58	5.764	11.80	6.3	1100					
HgIn ₂ Te ₄ (?)	940.63	134.38	6.186	12.37	6.3	980					

1.1.7. Other Adamantine Compounds

α-SiC	40.10	20.10	3.0817	15.12	3.21	3070					
Hg ₅ Ga ₃ Te ₈	2163.19	144.21	6.235								
Hg ₅ In ₂ Te ₈	2253.39	150.23	6.328								
CdIn ₂ Se ₄	657.89	93.98	a = c = 5.823								

Substance	Molecular weight	Average atomic weight	Lattice parameters (Å, room temp.)	Density (g/cm ³)	Melting point (K)	Microhardness, N/mm ² (M-Mohs Scale)	Specific heat, J/kg·K (300 K)	Debye temp. (K)	Coefficient of thermal linear expansion [10 ⁻⁶ K ⁻¹ (300K)]	Thermal conductivity [mW/cm·K (300K)]
1.2. Octahedral Semiconductors										
1.2.1. Halite Structure Semiconductors (Strukturbericht Symbol B1, Space Group <i>Fm3m-O_h⁵</i>)										
GeTe	200.21	100.10	5.98	6.14						
SnSe	197.67	98.83	6.020		1133					
SnTe	246.31	123.15	6.313	6.45	1080 (max)					91
PbS	239.3	119.63	5.9362	7.61	1390					23
PbSe	286.2	143.08	6.1243	8.15	1340					17
PbTe	334.8	167.4	6.454	8.16	1180					23
1.2.2. Selected Other Binary Halites										
BiSe	287.94	143.97	5.99	7.98	880					
BiTe	336.58	168.29	6.47							
EuSe	230.92	115.46	6.191		2300					2.4
GdSe	236.21	118.11	5.771		2400					
NiO	74.69	37.35	4.1684	6.6	2260					
CdO	128.41	64.21	4.6953		1700					7
SrS	119.69	59.84	6.0199	3.643	3000					
1.3. Other Semiconductors										
1.3.1. Antifluorite Structure Compounds (<i>Fm3m-O_h⁵</i>)										
Mg ₂ Si	76.70	25.57	6.338	1.88	1375				11.5	
Mg ₂ Ge	121.22	40.4	6.380	3.08	1388				15.0	
Mg ₂ Sn	167.32	55.77	6.765	3.53	1051				9.9	92
Mg ₂ Pb	225.81	85.27	6.836	5.1	823				10.0	
1.3.2. Tetradymite Structure Compounds (<i>$\bar{R}3m-D_{3d}^5$</i>)										
Sb ₂ Te ₃	626.3	125.26	4.25 30.3	6.44	895					
Bi ₂ Se ₃	654.84	130.97	4.14 28.7	7.51	979	167				24
Bi ₂ Te ₃	800.76	160.15	4.38 30.45	7.73	858	155	16			30
1.3.3. Skutterudite Structure Compounds (<i>Im3-T_h⁵</i>)										
CoP ₃	151.85	37.96	7.7073		>1270					
CoAs ₃	286.70	71.65	8.2060	6.73	1230					
CoSb ₃	424.18	106.05	9.0385		1123			307		50
NiAs ₃	283.45	70.86	8.330	6.43						
RhP ₃	195.83	48.96	7.9951		>1470					
RhAs ₃	327.67	81.92	8.4427		>1270					100
RhSb ₃	468.16	117.04	9.2322		1170					
IrP ₃	285.14	71.29	8.0151	7.36	>1470					
IrAs ₃	416.98	104.25	8.4673	9.12	>1470					90
IrSb ₃	557.47	139.37	9.2533	9.35	1170			303		
1.3.4. Selected Multinary Compounds										
AgSbSe ₂	387.54	96.88	5.786	6.60	910					10.5
AgSbTe ₂ (or Ag ₁₉ Sb ₂₉ Te ₅₂)	484.82	121.2	6.078	7.12	830					86
AgBiS ₂ (H.T.)	380.97	95.24	5.648							
AgBiSe ₂ (H.T.)	474.77	118.69	5.82							
AgBiTe ₂ (H.T.)	572.05	143.01	6.155							
Cu ₂ CdSnS ₄	486.43	60.80	5.586	10.83						
1.3.5. Some Elemental Semiconductors										
B		10.81	4.91 12.6	2.34	2348	9.5 (M)	1277	1370	8.3	600

Substance	Molecular weight	Average atomic weight	Lattice parameters (Å, room temp.)		Density (g/cm ³)	Melting point (K)	Microhardness, N/mm ² (M-Mohs Scale)	Specific heat, J/kg·K (300 K)	Debye temp. (K)	Coefficient of thermal linear expansion [10 ⁻⁶ K ⁻¹ (300K)]	Thermal conductivity [mW/cm·K (300K)]
Se(gray)		78.96	4.36	4.95	4.81	493	350	292.6		(C) 17.89 (⊥C) 74.09	(C) 45.2 (⊥C) 13.1
Te		127.60	4.45	5.91	6.23	723		196.5		16.8	(C) 33.8 (⊥C) 19.7

TABLE 2. Basic Thermodynamic, Electrical, and Magnetic Properties of Semiconductors (Listed by Crystal Structure)

Substance	Heat of formation [kJ/mol (300K)]	Volume compressibility (10 ⁻¹⁰ m ² /N)	Static dielectric constant	Atomic magnetic susceptibility (10 ⁻⁶ cgs)	Index of refraction	Minimum room temperature energy gap (eV)	Mobility (room temp.) (cm ² /V·s)		Optical transition	Breakdown voltage kV/mm	Remarks
							Electrons	Holes			
2.1. Adamantine Semiconductors											
2.1.1. Diamond Structure Elements (Strukturbericht symbol A4, Space Group <i>Fd 3m-O_h⁷</i>)											
C	714.4	18	5.7	−5.88	2.419 (589 nm)	5.4	1800	1400	i*	500	
Si	324	0.306	11.9	−3.9	3.49 (589 nm)	1.12	1900	500	i	30	
Ge	291	0.768	16	−0.12	3.99 (589 nm)	0.67	3800	1820	i		
α-Sn	267.5		24		2.75 (589 nm)	0.0; 0.8	2500	2400			
2.1.2. Sphalerite (Zinc Blende) Structure Compounds (Strukturbericht symbol B3 Space Group <i>F 4̄3m-T_d²</i>)											
I-VII Compounds											
CuF											
CuCl	481	0.26	7.9		1.93	3.17			d		Nantokite
CuBr	481	0.26	7.9		2.12	2.91			d		
CuI	439	0.27	6.5		2.346	2.95			d		Marshite
AgBr	486		12.4		2.253	2.50	4000		i		Bromirite
AgI	389	0.41	10		2.22	2.22	30		d		Miersite
II-VI Compounds											
BeS					4.17				i		
BeSe					3.61				i		
BeTe					1.45		20		d		
BePo											
ZnO											See 2.1.3.
ZnS	477		8.9	−9.9	2.356	3.54	180	5(400°C)	d		See also 2.1.3.
ZnSe	422		9.2		2.89	2.58	540	28	d		
ZnTe	376		10.4		3.56	2.26	340	100	d		
ZnP											
CdS											See 2.1.3.
CdSe											See 2.1.3.
CdTe	339		7.2		2.50	1.44	1200	50	d		
CdPo											
HgS					2.85		250		d		Metacinnabarite
HgSe	247					2.10 (α)	20000	≈1.5	s		Tiemannite
HgTe	242					−0.06	25000	350	s		Coloradoite
III-V Compounds											
BN	815					4.6					Borazone

Solids

Substance	Heat of formation [kJ/mol (300K)]	Volume compressibility (10 ⁻¹⁰ m ² /N)	Static dielectric constant	Atomic magnetic susceptibility (10 ⁻⁶ cgs)	Index of refraction	Minimum room temperature energy gap (eV)	Mobility (room temp.) (cm ² /V·s)		Optical transition	Breakdown voltage kV/mm	Remarks
							Electrons	Holes			
BP(L.T.)						≈2.1	500	70			Ignites 470K
BAs						≈1.5					
AlP						2.45	80		i		
AlAs	627		10.9			2.16	1200	420	i		
AlSb	585	0.571	11		3.2	1.60	200–400	550	i		
GaP	635	0.110	11.1	–13.8	3.2	2.24	300	150	i		
GaAs	535	0.771	13.2	–16.2	3.30	1.35	8800	400	d		
GaSb	493	0.457	15.7	–14.2	3.8	0.67	4000	1400	d		
InP	560	0.735	12.4	–22.8	3.1	1.27	4600	150	d		
InAs	477	0.549	14.6	–27.7	3.5	0.36	33000	460	d		
InSb	447	0.442	17.7	–32.9	3.96	0.163	78000	750	d		

* i = indirect, d = direct, s = semimetal.

Other Sphalerite Structure Compounds

MnS											See also 2.1.3.
MnSe											See also 2.1.3.
β-SiC					2.697	2.3	4000				
Ga ₂ Te ₃	271			–13.5		1.35	50				
In ₂ Te ₃ (H.T.)	198			–13.6		1.04	50				
MgGeP ₂											El–T ^{d12}
ZnSnP ₂						2.1					Same
ZnSnAs ₂ (H.T.)						≈0.7					Same
ZnSnSb ₂						0.4					Same

2.1.3. Wurtzite (Zincite) Structure Compounds (Strukturbericht symbol B4, Space Group $P6_3mc-C_{6v}^4$)

I-VII Compounds

CuCl											
CuBr											
CuI											
AgI						2.63					Iodargirite

II-VI Compounds

BeO											
MgTe											
ZnO	–350					3.2	180				
ZnS	–206					3.67					
ZnTe	–163										
CdS				8.45; 9.12	2.32	2.42	350	40	d		Greenockide
CdSe						1.74	900	50	d		Cadmoselite
CdTe						1.50	650				

III-V Compounds

BP(H.T.)											
AlN						6.02					
GaN						3.34					
InN						2.0					

Other Wurtzite Structure Compounds

MnS											
MnSe											
SiC					2.654						

Substance	Heat of formation [kJ/mol (300K)]	Volume compressibility (10 ⁻¹⁰ m ² /N)	Static dielectric constant	Atomic magnetic susceptibility (10 ⁻⁶ cgs)	Index of refraction	Minimum room temperature energy gap (eV)	Mobility (room temp.) (cm ² /V-s)		Optical transition	Breakdown voltage kV/mm	Remarks
							Electrons	Holes			
MnTe						≈1.0					
Al ₂ S ₃	426					4.1					
Al ₂ Se ₃	367					3.1					

2.1.4. Chalcopyrite Structure Compounds (Strukturbericht symbol E11, Space Group $\bar{1}42d-D_{2d}^{13}$)

I-III-VI ₂ Compounds											
CuAlS ₂		0.106				2.5					
CuAlSe ₂						2.67					
CuAlTe ₂						0.88					
CuCaS ₂		0.106				2.38					
CuGaSe ₂		0.141				0.96, 1.63					
CuGaTe ₂		0.227				0.82, 1.0					
CuInS ₂		0.141				1.2					
CuInSe ₂		0.187				0.86, 0.92					
CuInTe ₂		0.278				0.95					
CuTlS ₂											
CuTlSe ₂ (L.T.)						1.07					
CuFeS ₂						0.53					Chalcopyrite
CuFeSe ₂						0.16					
CuLaS ₂											
AgAlS ₂											
AgAlSe ₂						0.7					
AgAlTe ₂						0.56					
AgGaS ₂		0.150				1.66					
AgGaSe ₂		0.182				1.1					
AgGaTe ₂		0.280				1.9					
AgInS ₂ (L.T.)		0.185				1.18					
AgInSe ₂		0.238				0.96, 0.52					
AgInTe ₂		0.338									
AgFeS ₂											
II-IV-V ₂ Compounds											
ZnSiP ₂	312					2.3	1000				
ZnGeP ₂	293					2.2					
ZnSnP ₂	275					1.45					
CdSiP ₂		0.103				2.2	1000				
CdGeP ₂	289					1.8					
CdSnP ₂	270					1.5					
ZnSiAs ₂	290					1.7		50			
ZnGeAs ₂	271			-14.4		0.85					
ZnSnAs ₂	252			-18.4		0.65		300			Disorders at 910 K
CdSiAs ₂		0.143				1.6					
CdGeAs ₂	266			-23.4		0.53	70	25			Disorders at 903 K
CdSnAs ₂	247		13.7	-21.5		0.26	22000	250			

2.1.5. Other Ternary Semiconductors with Tetrahedral Coordination

II ₂ -IV-VI ₃ Compounds											
Cu ₂ SiS ₃ (H.T.)											Wurtzite

Substance	Heat of formation [kJ/mol (300K)]	Volume compressibility (10 ⁻¹⁰ m ² /N)	Static dielectric constant	Atomic magnetic susceptibility (10 ⁻⁶ cgs)	Index of refraction	Minimum room temperature energy gap (eV)	Mobility (room temp.) (cm ² /V-s)		Optical transition	Breakdown voltage kV/mm	Remarks
							Electrons	Holes			
Cu ₂ SiS ₃ (L.T.)											Tetragonal
Cu ₂ SiTe ₃											Cubic
Cu ₂ GeS ₃ (H.T.)				-18.7							Cubic
Cu ₂ GeS ₃ (L.T.)							360				Tetragonal
Cu ₂ GeSe ₃	211.5			-21.3		0.94	238				Same
Cu ₂ GeTe ₃	190.2			-23.4							Same
Cu ₂ SnS ₃				-18.2		0.91	405				Cubic
CuSnSe ₃				-21.0		0.66	870				Cubic
Cu ₂ SnTe ₃				-28.4							Cubic
Ag ₂ GeSe ₃				-29.6		0.91 (77K)					
Ag ₂ SnSe ₃				-29.5		0.81					
Ag ₂ GeTe ₃				-31.4		0.25					
Ag ₂ SnTe ₃				-31.0		0.08					
II ₃ -V-VI ₄ Compounds											
Cu ₃ PS ₄											Enargite
Cu ₃ AsS ₄	269.6			-15.8		1.24					
Cu ₃ AsSe ₄	161.3			-13.1		0.88					Famatinite
Cu ₃ SbS ₄				-8.3		0.74					Famatinite
Cu ₃ SbSe ₄	127.1			-20.5		0.31					
II-IV ₂ -V ₃ Compounds											
CuSi ₂ P ₃											El
CuGe ₂ P ₃		0.12				0.90					El
AgGe ₂ P ₃											
2.1.6. "Defect Chalcopyrite" Structure Compounds (Strukturbericht symbol E3, Space Group $\bar{I}4-S_4^2$)											
ZnAl ₂ Se ₄											
ZnAl ₂ Te ₄ (?)											
ZnGa ₂ S ₄ (?)						≈3.4					
ZnGa ₂ Se ₄ (?)						≈2.2					
ZnGa ₂ Te ₄ (?)						1.35					
ZnIn ₂ Se ₄	206					1.82	35				
ZnIn ₂ Te ₄	198					1.2					
CdAl ₂ S ₄											
CdAl ₂ Se ₄											
CdAl ₂ Te ₄ (?)											
CdGa ₂ S ₄	256					3.44	60				
CdGa ₂ Se ₄	216					2.43	33				
CdGa ₂ Te ₄											
CdIn ₂ Te ₄	195					(1.26 or 0.9)	4000				
HgAl ₂ S ₄											
HgAl ₂ Se ₄											
HgAl ₂ Te ₄ (?)											
HgGa ₂ S ₄	249					2.84					
HgGa ₂ Se ₄	204					1.95	400				

Substance	Heat of formation [kJ/mol (300K)]	Volume compressibility (10 ⁻¹⁰ m ² /N)	Static dielectric constant	Atomic magnetic susceptibility (10 ⁻⁶ cgs)	Index of refraction	Minimum room temperature energy gap (eV)	Mobility (room temp.) (cm ² /V·s)		Optical transition	Breakdown voltage kV/mm	Remarks
							Electrons	Holes			
HgIn ₂ Se ₄	196					0.6	290				
HgIn ₂ Te ₄ (?)	188					0.86	200				
2.1.7. Other Adamantine Compounds											
α-SiC			10.2	-6.4	2.67	2.86	400				6H structure
Hg ₅ Ga ₂ Te ₈											B3 with superlattice
Hg ₅ In ₂ Te ₈						0.7	2000				B3 with superlattice
CdIn ₂ Se ₄						1.55					
2.2. Octahedral Semiconductors											
2.2.1. Halite Structure Semiconductors (Strukturbericht symbol B1, Space Group <i>Fm</i> 3 <i>m</i> -O _h ⁵)											
GeTe											
SnSe											
SnTe											
PbS	435					0.5	600	600			
PbSe	393		161			0.37	1000	900			
PbTe	393		280			0.26	1600	600			Altaite
			360			0.25					
2.2.2. Selected Other Binary Halites											
BiSe											
BiTe						0.4					
EuSe											
GdSe						1.8	4				
NiO						2.0 or 3.7	100				
CdO	531					2.5					
SrS						4.1					
2.3. Other Semiconductors											
2.3.1. Antifluorite Structure Compounds (<i>Fm</i> 3 <i>m</i> -O _h ⁵)											
Mg ₂ Si	79.08					0.77	405	70			
Mg ₂ Ge						0.74	520	110			
Mg ₂ Sn	76.57					0.36	320	260			
Mg ₂ Pb	52.72					0.1					
2.3.2. Tetradymite Structure Compounds (<i>R</i> 3̄-D _{3d} ⁵)											
Sb ₂ Te ₃						0.3		360			
Bi ₂ Se ₃						0.35	600				
Bi ₂ Te ₃						0.21	1140	680			R3m (166)
2.3.3. Skutterudite Structure Compounds (<i>Im</i> 3-T _h ⁵)											
CoP ₃						0.43					
CoAs ₃						0.69		~4000			
CoSb ₃						0.63	70	~3000			
RhP ₃								700			
RhAs ₃						0.85		~3000			
RhSb ₃						0.80		~7000			
IrSb ₃						1.18		1500			
2.3.4. Selected Multinary Compounds											
AgSbSe ₂						0.58					

Substance	Heat of formation [kJ/mol (300K)]	Volume compressibility (10 ⁻¹⁰ m ² /N)	Static dielectric constant	Atomic magnetic susceptibility (10 ⁻⁶ cgs)	Index of refraction	Minimum room temperature energy gap (eV)	Mobility (room temp.) (cm ² /V·s)		Optical transition	Breakdown voltage kV/mm	Remarks
							Electrons	Holes			
AgSbTe ₂ (or Ag ₁₉ Sb ₂₉ Te ₅₂)						0.7, 0.27					
AgBiS ₂ (H.T.)											
AgBiSe ₂ (H.T.)											
AgBiTe ₂ (H.T.)											
Cu ₂ CdSnS ₄						1.16	<2				

2.3.5. Some Elemental Semiconductors

B	397.1			-6.7	3.4	1.55	10				
Se (gray)			6.6 (0.1 GHz)	-22.1	2.5	1.5		5			P3 ₁ 21(152)
Te				-39.5	3.3	0.33	1700	1200			Same

TABLE 3. Semiconducting Properties of Selected Materials

Substance	Minimum energy gap (eV)		$10^4 \frac{dE}{dT}$ eV K ⁻¹	$\frac{dE}{dT}$ meV kbar ⁻¹	Electron effective mass $m_{da} (m_o)$	Electron mobility and temperature dependence		Hole effective mass $m_{dp} (m_a)$	Hole mobility and temperature dependence	
	R.T.	0 K				μ_a (cm ² V ⁻¹ s ⁻¹)	-x		μ_p (cm ² V ⁻¹ s ⁻¹)	-x
Elements										
Si	1.110	1.169	-2.8	-1.41	1.026	1900	2.6	0.056	500	2.3
Ge	0.664	0.744	-3.7	5.1	0.0823	3800	1.66	0.0438	1820	2.33
α-Sn	0.08	0.094	-0.5		0.0236	2500	1.65	0.195	z	2.0
Se	2.11	2.48								
Te	0.335				0.08	1100		0.19	560	
III-V Compounds										
AlAs	2.2	2.3				1200			420	
AlSb	1.6	1.7	-3.5	-1.6	0.09	200	1.5	0.4	500	1.8
GaP	2.272	2.350	-3.7	10.5	0.35	300	1.5	0.5	150	1.5
GaAs	1.441	1.579	-3.9	11.3	0.068	9000	1.0	0.5	500	2.1
GaSb	0.70	0.812	-3.7	14.5	0.050	5000	2.0	0.23	1400	0.9
InP	1.34	1.4236	-2.9	9.1	0.067	5000	2.0		200	2.4
InAs	0.356	0.418	-3.4	10.0	0.022	33 000	1.2	0.41	460	2.3
InSb	0.180	0.235	-2.8	15.7	0.014	78 000	1.6	0.4	750	2.1
II-VI Compounds										
ZnO	3.2	3.4376	-9.5	0.6	0.38	180	1.5			
ZnS	3.80	3.91	-4.7	-5.8		180			5(400 °C)	
ZnSe	2.713	2.820	-4.5	0.7		540			28	
ZnTe	2.26	2.391	-5.2	8.3		340			100	
CdO	1.20		-6		0.1	120				
CdS	2.485	2.585	-4.1	4.5	0.165	400		0.8		
CdSe	1.751	1.841	-3.6	5.0	0.13	650	1.0	0.6		
CdTe	1.43	1.606	-5.4	8	0.14	1200		0.35	50	
HgSe	-0.061				0.030	20 000	2.0			
HgTe	-0.141	-0.3025			0.017	25 000		0.5	350	
Halite Structure Compounds										
PbS	0.41	0.286	4		0.16	800		0.1	1000	2.2
PbSe	0.278	0.145	4		0.3	1500		0.34	1500	2.2

Substance	Minimum energy gap (eV)		$10^4 dE/dT$ eV K ⁻¹	dE/dT meV kbar ⁻¹	Electron effective mass $m_{da} (m_o)$	Electron mobility and temperature dependence		Hole effective mass $m_{dp} (m_a)$	Hole mobility and temperature dependence	
	R.T.	0 K				μ_a (cm ² V ⁻¹ s ⁻¹)	-x		μ_p (cm ² V ⁻¹ s ⁻¹)	-x
PbTe	0.310	0.187	4	-7	0.21	1600		0.14	750	2.2
Others										
ZnSb	0.50	0.56			0.15	10				1.5
CdSb	0.459	0.57	-5.4		0.15	300			2000	1.5
Bi ₂ S ₃	1.3	1.45				200			1100	
Bi ₂ Se ₃	0.160					600			675	
Bi ₂ Te ₃	0.13		-0.95		0.58	1200	1.68	1.07	510	1.95
Mg ₂ Si		0.77	-6.4		0.46	400	2.5		70	
Mg ₂ Ge	0.54	0.74	-9			280	2		110	
Mg ₂ Sn	0.18	0.36	-3.5		0.37	320			260	
Mg ₂ Sb ₂		0.32				20			82	
Zn ₃ As ₂	0.93					10	1.1		10	
Cd ₃ As ₂	0.55				0.046	100 000	0.88			
GaSe	2.021	2.1275	-3.8						20	
GaTe	1.694	1.799	-3.6			14				
InSe	1.172	1.32				900				
TlSe	0.745		-3.9		0.3	30		0.6	20	1.5
CdSnAs ₂	0.26				0.05	25 000	1.7			
Ga ₂ Te ₂	1.22	1.55	-4.8							
α-In ₂ Te ₂	0.92	1.2			0.7				50	1.1
β-In ₂ Te ₂	1.0								5	
Hg ₈ In ₂ Te ₈	0.5								11 000	
SnO ₂	3.47	3.596							78	

TABLE 4. Band Properties of Semiconductors

Substance	Band curvature effective mass (Expressed as fraction of free electron mass)			Energy separation of “split-off” band (eV)	Measured (light) hole mobility (cm ² /V.s)
	Heavy holes	Light holes	“Split-off” band holes		

4.1. Data on Valence Bands of Semiconductors (Room Temperature)

4.1.1. Semiconductors with Valence Band Maximum at the Center of the Brillouin Zone (“F”)

Si	0.52	0.16	0.25	0.044	500
Ge	0.34	0.043	0.08	0.3	1820
Sn	0.3				2400
AlAs					
AlSb	0.4			0.7	550
GaP				0.13	100
GaAs	0.8	0.12	0.20	0.34	400
GaSb	0.23	0.06		0.7	1400
InP				0.21	150
InAs	0.41	0.025	0.083	0.43	460
InSb	0.4	0.015		0.85	750
CdTe	0.35				50
HgTe	0.5				350

Substance	Number of equivalent valleys and direction	Band curvature effective masses		Anistrophy K = m_L/m_T	Measured (light) hole mobility (cm ² /V.s)
		Longitudinal m_L	Transverse m_T		

4.1.2. Semiconductors with Multiple Band Maxima

PbSe	4 “L” [111]	0.095	0.047	2.0	1500
PbTe	4 “L” [111]	0.27	0.02	10	750
Bi ₂ Te ₃	6	0.207	~0.045	4.5	515

Substance Energy gap (eV) Effective mass (m_0) Mobility ($\text{cm}^2/\text{V}\cdot\text{s}$) Comments

4.2. Data on Conduction Bands of Semiconductors (Room Temperature Data)

4.2.1. Single Valley Semiconductors

GaAs	1.35	0.067	8500	3(or 6?) equivalent [100] valleys 0.36 eV above this maximum with a mobility of ~50.
InP	1.27	0.067	5000	3(or 6?) equivalent [100] valleys 0.4 eV above this minimum.
InAs	0.36	0.022	33,000	Equivalent valleys ~1.0 eV above this minimum.
InSb	0.165	0.014	78,000	
CdTe	1.44	0.11	1000	4(or 8?) equivalent [111] valleys 0.51 eV above this minimum.

Substance	Energy gap	Number of equivalent valleys and direction	Band curvature effective mass		Anisotropy $K = m_L/m_T$
			Longitudinal m_L	Transverse m_T	

4.2.2. Multivalley Semiconductors

Si	1.107	6 in [100] "Δ"	0.00	0.192	4.7
Ge	0.67	4 in [111] at "L"	1.588	0.0815	19.5
GaSb	0.67	as Ge (?)	~1.0	~0.2	~5
PbSe	0.26	4 in [111] at "L"	0.085	0.05	1.7
PbTe	0.25	4 in [111] at "L"	0.21	0.029	5.5
Bi ₂ Te ₃	0.13	6			~0.05

TABLE 5. Resistivity of Semiconducting Minerals

Mineral	ρ (ohm · m)	Mineral	ρ (ohm · m)
Diamond (C)	2.7	Pentlandite, (Fe, Ni) ₄ S ₄	1 to 11 × 10 ⁻⁶
Sulfides		Pyrrhotite, Fe ₇ S ₄	2 to 160 × 10 ⁻⁶
Argentite, Ag ₂ S	1.5 to 2.0 × 10 ⁻³	Pyrite, FeS ₂	1.2 to 600 × 10 ⁻³
Bismuthinite, Bi ₂ S ₃	3 to 570	Sphalerite, ZnS	2.7 × 10 ⁻³ to 1.2 × 10 ⁴
Bornite, Fe ₂ S ₃ nCu ₂ S	1.6 to 6000 × 10 ⁻⁶	Antimony-sulfur compounds	
Chalcocite, Cu ₂ S	80 to 100 × 10 ⁻⁶	Berthierite, FeSb ₂ S ₄	0.0083 to 2.0
Chalcopyrite, Fe ₂ S ₃ Cu ₂ S	150 to 9000 × 10 ⁻⁶	Boulangerite, Pb ₅ Sb ₃ S ₁₁	2 × 10 ³ to 4 × 10 ⁴
Covellite, CuS	0.30 to 83 × 10 ⁻⁶	Cylindrite, Pb ₃ Sn ₄ Sb ₂ S ₁₄	2.5 to 60
Galena, PbS	6.8 × 10 ⁻⁶ to 9.0 × 10 ⁻²	Franckeite, Pb ₅ Sn ₃ Sb ₂ S ₁₄	1.2 to 4
Haverite, MnS ₂	10 to 20	Hauchecornite, Ni ₄ (Bi, Sb) ₂ S ₁₄	1 to 83 × 10 ⁻⁶
Marcasite, FeS ₂	1 to 150 × 10 ⁻³	Jamesonite, Pb ₄ FeSb ₆ S ₁₄	0.020 to 0.15
Metacinnabarite, HgS	2 × 10 ⁻⁶ to 1 × 10 ⁻³	Tetrahedrite, Cu ₃ SbS ₃	0.30 to 30,000
Millerite, NiS	2 to 4 × 10 ⁻⁷	Arsenic-sulfur compounds	
Mineral	ρ (ohm m)	Mineral	ρ (ohm m)
Molybdenite, MoS ₂	0.12 to 7.5	Arsenopyrite, FeAsS	20 to 300 × 10 ⁻⁶
Cobaltite, CoAsS	6.5 to 130 × 10 ⁻³	Hessite, Ag ₂ Te	4 to 100 × 10 ⁻⁶
Enargite, Cu ₃ AsS ₄	0.2 to 40 × 10 ⁻³	Nagyagite, Pb ₆ Au(S,Te) ₁₄	20 to 80 × 10 ⁻⁶
Gersdorffite, NiAsS	1 to 160 × 10 ⁻⁶	Sylvanite, AgAuTe ₄	4 to 20 × 10 ⁻⁶
Glaucodote, (Co, Fe)AsS	5 to 100 × 10 ⁻⁶	Oxides	
Antimonide		Braunite, Mn ₂ O ₃	0.16 to 1.0
Dyscrasite, Ag ₃ Sb	0.12 to 1.2 × 10 ⁻⁶	Cassiterite, SnO ₂	4.5 × 10 ⁻⁴ to 10,000
Arsenides		Cuprite, Cu ₂ O	10 to 50
Allemontite, SbAs ₃	70 to 60,000	Hollandite, (Ba, Na, K) Mn ₈ O ₁₆	2 to 100 × 10 ⁻³
Lollingite, FeAs ₂	2 to 270 × 10 ⁻⁶	Ilmenite, FeTiO ₃	0.001 to 4
Nicolite, NiAs	0.1 to 2 × 10 ⁻⁶	Magnetite, Fe ₃ O ₄	52 × 10 ⁻⁶
Skutterudite, CoAs ₃	1 to 400 × 10 ⁻⁶	Manganite, MnO OH	0.018 to 0.5
Smaltite, CoAs ₂	1 to 12 × 10 ⁻⁶	Melaconite, CuO	6000
Tellurides		Psilomelane, BaMn ₉ O ₁₈ · 2H ₂ O	0.04 to 6000
Altaite, PbTe	20 to 200 × 10 ⁻⁶	Pyrolusite, MnO ₂	0.007 to 30
Calavarite, AuTe ₂	6 to 12 × 10 ⁻⁶	Rutile, TiO ₂	29 to 910
Coloradoite, HgTe	4 to 100 × 10 ⁻⁶	Uraninite, UO ₂	1.5 to 200

References

- Beer, A. C., *Galvanomagnetic Effects in Semiconductors*, Academic Press, New York, 1963.
- Goryunova, N. A., *The Chemistry of Diamond-Like Semiconductors*, The MIT Press, Cambridge, MA, 1965.
- Abrikosov, N. Kh., Bankina, V. F., Poretskaya, L. E., Shelimova, L. E., and Skudnova, E.V., *Semiconducting II-VI, IV-VI, and V-VI Compounds*, Plenum Press, New York, 1969.
- Berger, L. I. and Prochukhan, V. D., *Ternary Diamond-Like Semiconductors*, Cons. Bureau/Plenum Press, New York, 1969.
- Shay, J. L. and Wernick, J. H., *Ternary Chalcopyrite Semiconductors: Growth, Electronic Properties, and Applications*, Pergamon Press, 1975.
- Bergman, R., *Thermal Conductivity in Solids*, Clarendon, Oxford, 1976.
- Handbook of Semiconductors, Vol. 1, Moss, T. S. and Paul, W., Eds., *Band Theory and Transport Properties*; Vol. 2, Moss, T. S. and Balkanski, M., Eds., *Optical Properties of Solids*; Vol. 3, Moss, T. S. and Keller, S. P., Eds., *Materials Properties and Preparation*, North Holland Publ. Co., Amsterdam, 1980.
- Böer, K. W., *Survey of Semiconductor Physics*, Van Nostrand Reinhold, 1990.
- Rowe, D. M., Ed., *CRC Handbook of Thermoelectrics*, CRC Press, Boca Raton, FL, 1995.
- Berger, L. I., *Semiconductor Materials*, CRC Press, Boca Raton, FL, 1997.
- Glazov, V. M., Chizhevskaya, S.N., and Glagoleva, N.N., *Liquid Semiconductors*, Plenum Press, New York, 1969.
- Phillips, J. C., *Bonds and Bands in Semiconductors*, Academic Press, New York, 1973.
- Harrison, W. A., *Electronic Structure and the Properties of Solids*, Freeman Publ. House, San Francisco, 1980.
- Balkanski, M., Ed., *Optical Properties of Solids*, North-Holland, Amsterdam, 1980.
- Landolt-Börnstein. Numerical Data and Functional Relationships in Science and Technology, New Series, Group III: Crystal and Solid State Physics*, Hellwege, K.-H. and Madelung, O., Eds., Volumes 17 and 22, Springer Verlag, Berlin, 1984 (and further).
- Shklovskii, B. L. and Efros, A. L., *Electronic Processes in Doped Semiconductors*, Springer Verlag, Berlin, 1984.
- Cohen, M. L. and Chelikowsky, J. R., *Electronic Structure and Optical Properties of Semiconductors*, Springer Verlag, New York, 1988.
- Glass, J. T., Messier, R. F., and Fujimori, N., Eds., *Diamond, Silicon Carbide, and Related Wide Bandgap Semiconductors*, MRS Symposia Proc. 1652, Mater. Res. Soc., Pittsburgh, 1990.
- Palik, E., Ed., *Handbook of Optical Constants of Solids II*, Academic Press, New York, 1991.
- Reed, M., Ed., *Semiconductors and Semimetals*, Volume 35, Academic Press, Boston, 1992.
- Haug, H. and Koch, S. W., *Quantum Theory of the Optical and Electronic Properties of Semiconductors*, 2nd Edition, World Scientific, Singapore, 1993.
- Lockwood, D. J., Ed., *Proc. 22nd Intl. Conf. on the Physics of Semiconductors, Vancouver, 1994*, World Scientific, Singapore, 1994.
- Morelli, D. T., Caillat, T., Fleurial, J.-P., Borschchevsky, A., Vandersande, J., Chen, B., and Uher, C., *Phys. Rev.*, B51, 9622, 1995.
- Caillat, T., Borschchevsky, A., and Fleurial, J.-P., *J. Appl. Phys.*, 80, 4442, 1996.
- Fleurial, J.-P., Caillat, T., and Borschchevsky, A., *Proc. XVI Intl. Conf. Thermoelectrics*, Dresden, Germany, August 26–29, 1997 (in print).
- Borschchevsky, A. et al., U.S. Patents 5,610,366 (March 1977) and 5,831,286 (March 1998).
- Jarrendahl, K. and Davis, R. F., *Semiconductors and Semimetals*, Vol. 52, Y.S. Park, Ed., 1998, pp. 1–20.
- Bettini, M., *Solid State Comm.*, 13, 599, 1973.
- Chen, A. and Sher, A., *Semiconductor Alloys, Physics and Material Engineering*, Plenum Press, New York, 1995.
- Holloway, P. H. and McGuire, G. E., Eds., *Handbook of Compound Semiconductors*, Noyes Publ., Park Ridge, NJ, 1995.
- Madelung, O., Ed., *Semiconductors: Group IV Elements and III-V Compounds (Data in Science and Technology)*, Springer-Verlag, Berlin, Heidelberg, 1991.
- Madelung, O., Ed., *Semiconductors: Other than Group IV Elements and III-V Compounds (Data in Science and Technology)*, Springer-Verlag, Berlin, Heidelberg, 1992.
- Levinshtein, M., Rumyantsev, S., and Shur, M., Eds., *Handbook Series on Semiconductor Parameters. Vol. 1, Si, Ge, C (Diamond), GaAs, GaP, GaSb, InAs, InP, InSb*, World Scientific, Singapore, 1996.
- Levinshtein, M., Rumyantsev, S., and Shur, M., Eds., *Handbook Series on Semiconductor Parameters. Vol. 2, Ternary and Quaternary III-V Compounds*, World Scientific, Singapore, 1996.
- Physical Properties of Semiconductors*, NSM Archive: <http://www.ioffe.ru/SVA/NSM/Semicond/>

SELECTED PROPERTIES OF SEMICONDUCTOR SOLID SOLUTIONS

L. I. Berger

Alloy system	Limits of solubility	Energy gap in eV (300 K)	Remarks, references
Adamantine Semiconductors IV-IV			
$\text{Si}_x\text{Ge}_{1-x}$	$0 \leq x \leq 1$	$0.8941 + 0.0421x + 0.1691x^2$ $0.7596 + 1.0860x + 0.3306x^2$	Transition Γ - X [Ref.1] Trans. Γ - L [Ref. 1]
Adamantine Semiconductors III-V/III-V			
<i>Common Anion</i>			
$\text{Al}_x\text{Ga}_{1-x}\text{N}$	$0 \leq x \leq 1$		Wurtzite Structure [Refs. 2 and 3]
$\text{Al}_x\text{Ga}_{1-x}\text{P}$	$0 \leq x \leq 0.5$	$2.28 + 0.16x$	[Ref. 2]
$\text{Al}_x\text{In}_{1-x}\text{P}$	$0 \leq x \leq 0.44$	at Γ : $1.34 + 2.23x$; at X: $2.24 + 0.18x$	[Ref. 2]
$\text{Al}_x\text{Ga}_{1-x}\text{As}$	$0 \leq x \leq 0.5$	$1.42 + 0.75x$ [Ref.3]; $1.424 + 1.429x - 0.14x^2$ [Ref.4]	
$\text{Al}_x\text{In}_{1-x}\text{As}$	$0 \leq x \leq 1$	at Γ : $0.37 + 1.91x + 0.74x^2$; at X: $1.8 + 0.4x$	[Refs. 2 and 6]
$\text{Al}_x\text{Ga}_{1-x}\text{Sb}$	$0 \leq x < 1$	$0.73 + 1.10x + 0.47x^2$	Trans. Γ_{8v} - Γ_{6c} [Ref. 2]
$\text{Al}_x\text{In}_{1-x}\text{Sb}$	$0 \leq x \leq 1$		[Ref. 6]
$\text{Ga}_x\text{In}_{1-x}\text{N}$	$0 \leq x \leq 1$	$1.950 + 1.487x - 1.000x(1-x)$	Wurtzite [Refs. 8 and 10]
$\text{Ga}_x\text{In}_{1-x}\text{P}$	$0 \leq x \leq 1$		[Ref. 2]
$\text{Ga}_x\text{In}_{1-x}\text{As}$	$0 \leq x \leq 1$	$0.360 + 0.629x + 0.436x^2$	[Ref. 5]
$\text{Ga}_x\text{In}_{1-x}\text{Sb}$	$0 < x < 1$	$0.235 + 0.1653x + 0.413x^2$	[Ref. 2, see also Ref. 9]
<i>Common Cation</i>			
$\text{GaN}_x\text{As}_{1-x}$	$0 \leq x \leq 0.05$	$1.42 - 9.9x$	[Ref. 2]
$\text{GaP}_x\text{As}_{1-x}$	$0 < x < 1$	$2.270 - 0.846x$	[Ref. 2]
$\text{GaP}_x\text{As}_{1-x}$	$0 \leq x \leq 0.05$	$1.515 + 1.172x + 0.186x^2$ $1.9715 + 0.144x + 0.211x^2$	(at 2 K, Γ - Γ) [Ref. 7] [Ref. 2]
$\text{GaAs}_x\text{Sb}_{1-x}$	$0 \leq x \leq 0.45, 0.6 \leq x \leq 1$	$1.43 - 1.9x + 1.2x^2$	[Ref. 5]
$\text{InP}_x\text{As}_{1-x}$	$0 < x < 1$	$0.356 + 0.675x + 0.32x^2$	[Ref. 2]
Adamantine Binary Semiconductors II-VI/II-VI [Refs. 3 and 6]			
<i>Common Anion</i>			
$\text{Zn}_x\text{Cd}_{1-x}\text{S}$	$0 \leq x \leq 1$		Wurtzite Structure
$\text{Zn}_x\text{Hg}_{1-x}\text{S}$	$0 \leq x \leq 1$		
$\text{Cd}_x\text{Hg}_{1-x}\text{S}$	$0 \leq x \leq 1$		Wurtzite Structure at $x < 0.6$
$\text{Zn}_x\text{Cd}_{1-x}\text{Se}$	$0.7 \leq x \leq 1$		
$\text{Zn}_x\text{Hg}_{1-x}\text{Se}$	$0 \leq x \leq 1$		
$\text{Cd}_x\text{Hg}_{1-x}\text{Se}$	$0 \leq x \leq 0.7$ and $0.75 \leq x \leq 1$		x^* - Wurtzite Structure
$\text{Zn}_x\text{Cd}_{1-x}\text{Te}$	$0 \leq x \leq 1$		
$\text{Zn}_x\text{Hg}_{1-x}\text{Te}$	$0 \leq x \leq 1$		
$\text{Cd}_x\text{Hg}_{1-x}\text{Te}$	$0 \leq x \leq 1$		
<i>Common Cation</i>			
$\text{ZnS}_x\text{Se}_{1-x}$	$0 \leq x \leq 1$		
$\text{ZnS}_x\text{Te}_{1-x}$	$0 \leq x \leq 0.1$ and $0.9 \leq x \leq 1$		x^* - Wurtzite Structure
$\text{ZnSe}_x\text{Te}_{1-x}$	$0 \leq x \leq 1$		
$\text{CdS}_x\text{Se}_{1-x}$	$0 \leq x \leq 1$		Wurtzite Structure
$\text{CdS}_x\text{Te}_{1-x}$	$0 \leq x \leq 0.25$ and $0.8 \leq x \leq 1$		x^* - Wurtzite Structure
$\text{CdSe}_x\text{Te}_{1-x}$	$0 \leq x \leq 0.4$ and $0.6 \leq x \leq 1$		x^* - Wurtzite Structure
$\text{HgS}_x\text{Se}_{1-x}$	$0 \leq x \leq 1$		
$\text{HgS}_x\text{Te}_{1-x}$	$0 \leq x \leq 1$		
$\text{HgSe}_x\text{Te}_{1-x}$	$0 \leq x \leq 1$		
Quaternary Adamantine Semiconductors II-VI/III-V [Ref. 6]			
$(\text{ZnS})_x(\text{AlP})_{1-x}$	$0.99 \leq x \leq 1$		
$(\text{ZnSe})_x(\text{GaAs})_{1-x}$	$0 \leq x < 1$		
$(\text{CdTe})_x(\text{InAs})_{1-x}$	$0 < x \leq 0.2$ and $0.7 \leq x \leq 1$		
$(\text{CdTe})_x(\text{AlSb})_{1-x}$	$0 \leq x \leq 1$		
$(\text{HgTe})_x(\text{InAs})_{1-x}$	$0 \leq x \leq 1$		

Alloy system	Limits of solubility	Energy gap in eV (300 K)	Remarks, references
Quaternary Adamantine Semiconductors III _x -III _{1-x} -V _y -V _{1-y}			
Ga _x In _{1-x} As _y P _{1-y}	0≤x≤1, 0≤y≤1	1.35+0.668x-1.068y+0.758x ² +0.078y ² - 0.069xy-0.322x ² y+0.03xy ²	[Refs. 2 and 6]
Quaternary Adamantine Semiconductors III _{1-x-y} -III _x -III _y -V			
Al _x Ga _y In _{1-x-y} Sb	0≤x≤1, 0≤y≤1	0.095+1.76x+0.28y+0.345(x ² +y ²)+0.085(1-x-y) ² +xy(1-x-y)(23-28y)	[Refs. 2 and 6]

References

1. Krishnamurti, S., Sher, A., and Chen, A. *Appl. Phys. Lett.* 47, 160, 1985.

2. Madelung, O., Ed., *Semiconductors Group IV Elements and III-V Compounds*, Springer, 1991; *Semiconductors Other Than Group IV Elements and III-V Compounds*, Springer, 1992.

3. Goryunova, N. A., Kesamanly, F. P., and Nasledov, D. N., *Semiconductors and Semimetals*, Vol. 4, 1968, 413.

4. El Allali, M., Sorensen, C. B., Veje, E., and Tideman-Peterson, P., *Phys. Rev. B* 48, 4398, 1993.

5. Nahorny, R. E., Pollack, M. A., Johnson, W. D., and Barns, R. L. *Appl. Phys. Lett.* 33, 695, 1978.

6. Goryunova, N. A., *Multicomponent Diamond-Like Semiconductors*, Sov. Radio, Moscow, 1968 (in Russian).

7. Capizzi, M., Modesti, S., Martelli, F., and Frova, A., *Solid State Comm.* 39, 333, 1981.

8. Nakamura, S., Pearton, S., and Fasol, G., *The Blue Laser Diode*, 2nd Ed., Springer, 2000.

9. Roth, A. P., Keeler, W. J., and Fortin, E. *Canad. J. Phys.* 58, 560, 1980.

10. Wu, J., Walukiewicz, Yu, K. M., Ager, J. W., Haller, E. E., Lu, H., and Schaff, W. J., *Appl. Phys. Lett.* 80, 4741, 2002.

PROPERTIES OF ORGANIC SEMICONDUCTORS

L. I. Berger

Substance	Energy Gap, E , (in $E/2kT$) eV	Room Temperature Electrical Resistivity, ohm · cm	Mobility, μ , cm ² /V · s	Sign of Majority Carriers	Temperature Range, °C	Ref.
<i>Metal-Free Molecular Crystals</i>						
3-Acetylamino- <i>N</i> -methylphthalimide	3.46				67 to 100	1
3-Acetylamino- <i>N</i> -phenylphthalimide	3.50				54 to 124	1
4-Amino- <i>N</i> -cyclomethylphthalimide	2.90				73 to 100	1
4-Aminophthalimide	2.78				123 to 151	1
Acridine	3.90					1
Anthanthrene	1.67	$1.5 \cdot 10^{19}$			40 to 105	1
Anthanthrene	0.84	$1.5 \cdot 10^{19}$ (15°C)				2
Anthanthrone	1.70	$7.7 \cdot 10^{18}$			20 to 150	1
Anthracene	0.83	$1.3 \cdot 10^{14}$ (15°C)				2
Anthracene	2.50	$1.5 \cdot 10^{11}$	2.3	+	20 to 130	1
Anthracene	3.88 to 4.1	$>10^{15}$	1.74(n), 2.07(p)	+ & -		4
1,2-Benzanthracene	1.04	10^{16} (30°C)				2
Benzanthrone	3.12	$1.6 \cdot 10^{16}$				1
Benzene (liquid)	0.41					2
Benzene (amorphous)	0.84	10^{15}			-14 to 5	1
Benzene (cryst.)	7		2	-	-23	4
Benzimidazole	3.0 to 4.0	$5 \cdot 10^{13}$			84 to 144	1
Benzophenone	3.34				-23 to 14	1
Benzo[f]quinoline	2.77				30 to 50	1
Benzo[h]quinoline	2.72					1
3-Benzoylamino- <i>N</i> -methylphthalimide	3.28				84 to 112	1
Benzpentacene	1.72				0 to 150	1
Biphenyl	1.46	$1.7 \cdot 10^{15}$ (50°C)				2
Biphenyl	1.45				20 to 70	1
<i>o</i> -Chloranil	3.0	10^{15}				1
<i>p</i> -Chloranil	0.61					1
Chlorpromazine	2.1	10^{12} (32°C)		+ & -	32 to 80	1
Chrysene	1.1	$4 \cdot 10^{19}$ (15°C)				2
Chrysene	2.20	$4 \cdot 10^{19}$			25 to 90	1
Circumanthracene	1.8	$6 \cdot 10^{12}$				1
Coronene	1.7	$1.7 \cdot 10^{17}$			60 to 80	1
Coronene	0.85	$1.7 \cdot 10^{17}$ (15°C)				2
Cyananthrone	0.20	$1.2 \cdot 10^7$			30 to 125	1
1,6-Diaminopyrene	0.6	10^8				
Dibenzpentacene	1.50				0 to 150	1
Dinaphthopyrene	1.60				25 to 90	1
1,8-Diphenyl-1,3,5,7-octatetraene	1.7				72 to 191	1
Diphenylpentacene	1.60				0 to 150	1
4,4'-Diphenylstilbene	1.56				160 to 280	1
4,4'-Diphenylstilbene	0.80					2
Ferrocene	1.22	10^{14}		+		1
Flavanthrene	0.70	$1.4 \cdot 10^{11}$				1
Fluorene	2.7					2
Fluorene	1.4					2
Fluoridine	1.6	$6 \cdot 10^{13}$		+	20 to 140	1
Hexacene	0.57	$3.8 \cdot 10^{10}$ (50°C)				2
Hexacene	1.3					1
Hexamethylbenzene	1.86			+	20 to 140	1
3-Hydroxy- <i>N</i> -methylphthalimide	3.80				60 to 91	1
Imidazole	2.6	10^{11}			28 to 68	1

Substance	Energy Gap, E , (in $E/2kT$) eV	Room Temperature Electrical Resistivity, ohm · cm	Mobility, μ , cm ² /V · s	Sign of Majority Carriers	Temperature Range, °C	Ref.
Indanthrazine	0.66	$1.4 \cdot 10^{15}$			30 to 125	1
Indanthrone	0.64	$7.5 \cdot 10^{14}$			30 to 125	1
Indanthrone (black)	0.56	$2.5 \cdot 10^8$			30 to 125	1
Mesitylene (liquid)	0.19					2
Mesonaphthodanthracene	0.6	$4.0 \cdot 10^{18}$ (15°C)				2
Mesonaphthodanthrene	1.48				45 to 250	1
Mesonaphthodanthrone	0.86				5 to 110	1
3-Methoxy- <i>N</i> -methyl-phthalimide	3.18				54 to 78	1
Naphthacene	1.7	$1 \cdot 10^{15}$				1
Naphthalene	3.5	10^{14}			27 to 47	1
Naphthalene	1.15	$2.8 \cdot 10^{14}$ (50°C)				2
Naphthalene	4.9 to 5.1		0.64(n), 1.50(p)	+ & -		4
<i>m</i> -Naphthodanthrene	1.20	$4 \cdot 10^{18}$			40 to 150	1
<i>m</i> -Naphthodanthrone	1.30	$1.5 \cdot 10^{18}$			40 to 150	1
β -Naphthol	2.36	$2 \cdot 10^5$			60 to 110	1
β -Naphthoquinoline	2.77					1
1-Naphthylamine	2.2				25 to 42	1
1-Naphthylamine picrate	2.7				28 to 98	1
2-Naphthylphenyl sulphone	3.5				67 to 102	1
1-Nitronaphthalene	2.5				25 to 44	1
Ovalene	1.13	$2.3 \cdot 10^{15}$				1
Pentacene	0.58	$2.4 \cdot 10^9$ (50°C)				2
Pentacene	1.5	$6 \cdot 10^{13}$			20 to 140	1
Perylene	2.1	$4.1 \cdot 10^{13}$			40 to 100	1
Perylene	3.10		5.53(n), 87.4(p)	+ & -	-213	4
Phenanthrene	1.15	$1.3 \cdot 10^{14}$			12 to 72	1
Phenanthrene	0.65					2
1,10-Phenanthroline	2.73				50 to 90	1
Phenazine	2.1	$7 \cdot 10^{14}$ (100°C)			98 to 143	1
Phenazine	1.1			-		4
Phenothiazine	1.6	10^{11}			50 to 150	1
Phenothiazine			2.45(n), 0.02(p)	+ & -		4
Phenylanthranilic acid	3.30				87 to 119	1
4-Phenylstilbene	1.74				140 to 220	1
4-Phenylstilbene	0.86					2
Phosphonitrilic chloride trimer	1.68	10^{15}				1
Phthalocyanine, PcH_2	1.66	10^{13}	0.1 to 0.4	+	26 to 350	1
Phthalocyanine, PcH_2	2	10^7	1.2(n), 1.1(p)	+ & -	100	4
Pyranthrene	1.11	$1 \cdot 10^{15}$				1
Pyranthrene	0.51	$4.5 \cdot 10^{16}$ (15°C)				2
Pyranthrone	1.06	$3.9 \cdot 10^{15}$			40 to 150	1
Pyrene	2.02	$5 \cdot 10^{17}$		-		1
Pyrene			0.50	+		4
5,6- <i>N</i> -Pyridine-1,9-benzanthrone	1.60					2
<i>p</i> -Quaterphenyl	0.89	$1.0 \cdot 10^{15}$ (50°C)				2
Quaterylene	0.6	10^5		-		1
<i>p</i> -Quinquiphenyl	0.91	$2.0 \cdot 10^{15}$ (50°C)				2
α -Resorcin	2.10	$2 \cdot 10^{16}$			30 to 94	1
β -Resorcin	3.27	$2 \cdot 10^{18}$			30 to 94	1
Salanil	4.1	10^4			20 to 40	1
<i>p</i> -Sexiphenyl	0.91	$7.0 \cdot 10^{14}$ (50°C)				2
<i>cis</i> -Stilbene	2.4			+	at 20	1
<i>trans</i> -Stilbene	1.80		2.4	+	70 to 120	1
<i>trans</i> -Stilbene	0.91					2
<i>trans</i> -Stilbene	1.4			+		4
<i>o</i> -Terphenyl		$3 \cdot 10^{-5}$		+		1
<i>m</i> -Terphenyl			10^{-5}	+		1
<i>p</i> -Terphenyl	0.6	10^{14} (25°C)		+		2
<i>p</i> -Terphenyl	1.2		0.025	+		1

Substance	Energy Gap, E , (in $E/2kT$) eV	Room Temperature Electrical Resistivity, ohm · cm	Mobility, μ , cm ² /V · s	Sign of Majority Carriers	Temperature Range, °C	Ref.
<i>p</i> -Terphenyl			1.2(n), 0.80(p)	+ & –		4
Tetracene	0.66	$3.2 \cdot 10^{12}$ (50°C)				2
Tetracene	1.7					1
Tetracene	3.4		0.85	+		4
1,1,10,10-Tetracyanodecapentaene	2.24	10^{13}			>68	1
1,1,6,6-Tetracyanohexatriene	1.54	10^{14}		–		1
Tetracyanoethylene			0.26(max)	+		4
7,7,8,8-Tetracyanoquinodimethane			0.65	–		4
1,1,8,8-Tetracyanooctatetraene	1.42	10^{12}		–		1
Tetraphenylpentacene	1.62				0 to 150	1
Tetrathiotetracene	0.46	10^4				1
Triphenodioxazine	1.65	$5 \cdot 10^{14}$		–	20 to 140	1
Triphenyldiamine			$2 \cdot 10^{-2}$		at 20	1
Violanthrene	0.85	$2.1 \cdot 10^{14}$			40 to 105	1
Isoviolanthrene	0.82	$8.4 \cdot 10^{13}$			40 to 150	1
Violanthrone	0.78	$2.3 \cdot 10^{10}$			40 to 150	1
Isoviolanthrone	0.76	$5.7 \cdot 10^9$			40 to 150	1
<i>o</i> -Xylene (liquid)	0.45					2
<i>m</i> -Xylene (liquid)	0.41					2
<i>p</i> -Xylene (liquid)	0.41					2
Long-Chain Compounds and Polymers						
Acrylic acid-amyproparylaniline copolymers		10^9 – 10^{10}				3
Acrylic acid-methylproparylaniline copolymers		10^9 – 10^{10}				3
Acrylic acid-octylproparylaniline copolymers		10^9 – 10^{10}				3
Anthrone polymers		$0.28 \geq 100$ at 1.8 kbar ≥ 2 at 33 kbar				3
$[\text{CH}(\text{AsF}_6)_{0.1}]_x$		0.0005		+		3
$[\text{CH} \cdot \text{I}_{0.22}]_x$	1.9	<i>trans</i> 10^5 , <i>cis</i> 10^9				3
1,6-Diacetylenes (cyclopolymerized)		10^{10} – 10^{14}				3
Ionene elastomers		$2.7 \cdot 10^7$ to $2.2 \cdot 10^8$			–80 to 60	3
1,3,4-Oxydiazole polymers	0.81	$3 \cdot 10^{12}$			20 to 140	3
Oxypyrrole polymer films		0.125				3
Phenylformaldehyde polymeric pyrolysates						3
a) Pyrolysis Temperature 600°C		27	0.0014	–		
b) 1200°C		0.0044	7.84	+		
Phenylthiocyanate polymers	0.5 to 0.8	10^5 – 10^8				3
Polyacetylene (undoped)		10^{10}				3
Polyacetylene (I_2 doped)		0.04				3
Polyacetylene (<i>cis</i> -rich, undoped)		10^7				3
<i>trans</i> -Polyacetylene (I_2 doped, 0.22 mole %)				+		3
Polyacrylonitrile (heat treated 700°C)			0.01	–	–100 to 100	3
Poly-5,5'-biisatyl	air 0.84	air $2.6 \cdot 10^9$		+	20 to 140	3
thiophene-indophene	vacuum 1.0	vacuum $3.1 \cdot 10^9$				
Poly bis(amino)-phosphazenes	1.75	$1.8 \cdot 10^{11}$			20 to 180	3
Poly-5,5'-diisatylmetane-thiophene-indophenine	0.45	$7.3 \cdot 10^4$		+	20 to 140	3
Polyethylene	2.74				20 to 70	3
Polyethylene (low density)	0.17	$4 \cdot 10^9$			above T_g	3
Polyimide	2.84					3
Polymalonitrile	1.72			–		3
Poly(metalphthalocyanines) :Cu	0.12	$7 \cdot 10^6$				3
:Fe	0.15	$1.1 \cdot 10^6$				3
:Ni	0.46	100				3
:Sb		$3.1 \cdot 10^6$				3
:Zn	0.12	$5.3 \cdot 10^3$				3
Poly- <i>N</i> -methylpyrrole		$2 \cdot 10^6$				3
Polyoxypyrrole (black)	0.044	1790			–173 to 27	3
Polyphthalocyanines	0.01	7 to 58				3
Polypyrrole	0.01				–193 to 250	3

Substance	Energy Gap, E , (in $E/2kT$) eV	Room Temperature Electrical Resistivity, ohm · cm	Mobility, μ , cm ² /V · s	Sign of Majority Carriers	Temperature Range, °C	Ref.
Polypyrroline II	1.74					3
Polyselenomethylene	0.7 to 2.62	$>10^{13}$			20 to 120	3
Poly(2-vinylpyridine):I ₂ (1:2)	0.12	1000			-73 to 27	3
PVC (commercial)	2.84–3.04				$T < T_g$	3
PVC (commercial)	1.24–1.96				$T > T_g$	3
PVC (pure)	1.0±0.1				0 to 30	3
Salicylal- <i>N</i> -alkyliminate-Cu	1.62	$1.7 \cdot 10^{14}$				4
TTF-acetylacetonate polymers		$1.6 \cdot 10^4$				3
TTF-metal polymers		$1.6 \cdot 10^4$				3

References

1. F. Gutman and L. E. Lyons, *Organic Semiconductors*, John Wiley & Sons, New York, 1967.
2. Y. Okamoto and W. Brenner, *Organic Semiconductors*, Reinhold Publ. Corp., New York, 1964.
3. F. Gutman, H. Keyzer, L. E. Lyons, and R. B. Somoano, *Organic Semiconductors, Part B*, R. E. Krieger Publ. Co., Melbourne, FL, 1983.
- 4.. L. I. Berger, *Semiconductor Materials*, CRC Press, Boca Raton, FL, 1997.

DIFFUSION DATA FOR SEMICONDUCTORS

B. L. Sharma

The diffusion coefficient D in many semiconductors may be expressed by an Arrhenius-type relation

$$D = D_0 \exp(-Q/kT)$$

where D_0 is a frequency factor, Q is the activation energy for diffusion, k is the Boltzmann constant, and T is the absolute temperature. This table lists D_0 and Q for various diffusants in common semiconductors.

Abbreviations used in the table are

- AES – Auger Electron Spectroscopy
- DLTS – Deep Level Transient Spectroscopy
- SEM – Scanning Electron Microscopy
- SIMS – Secondary Ion Mass Spectrometry
- $D(c)$ – Concentration Dependent Diffusion Coefficient
- D_{\max} – Maximum Diffusion Coefficient
- (f) – Fast Diffusion Component
- (i) – Interstitial Diffusion Component
- (s) – Slow Diffusion Component
- (||) – Parallel to c Direction
- (⊥) – Perpendicular to c Direction

Semiconductor	Diffusant	Frequency factor, D_0 (cm ² /s)	Activation energy, Q (eV)	Temperature range (°C)	Method of measurement	Ref.
Si	H	6×10^{-1}	1.03	120–1207	Electrical and SIMS	1
	Li	2.5×10^{-3}	0.65	25–1350	Electrical	2
	Na	1.65×10^{-3}	0.72	530–800	Electrical and flame photometry	3
	K	1.1×10^{-3}	0.76	740–800	Electrical and flame photometry	3
	Cu	4×10^{-2}	1.0	800–1100	Radioactive	4
		4.7×10^{-3}	0.43 (i)	300–700	Radioactive	5
	Ag	2×10^{-3}	1.6	1100–1350	Radioactive	6
	Au	2.4×10^{-4}	0.39 (i)	700–1300	Radioactive	7
		2.75×10^{-3}	2.05 (s)			
	Be	$(D \sim 10^{-7})$	–	1050	Electrical	8
	Ca	$(D \sim 6 \times 10^{-14})$	–	1100	Electrical and SIMS	1
	Zn	1×10^{-1}	1.4	980–1270	Electrical	9
	B	2.46	3.59	1100–1250	Electrical	10
		2.4×10^1	3.87	840–1250	Electrical	11
	Al	1.38	3.41	1119–1390	Electrical	12
		1.8	3.2	1025–1175	Electrical	13
	Ga	3.74×10^{-1}	3.39	1143–1393	Electrical	12
		6×10^1	3.89	900–1050	Radioactive	14
	In	7.85×10^{-1}	3.63	1180–1389	Electrical	12
		1.94×10^1	3.86	1150–1242	Radioactive	15
	Tl	1.37	3.7	1244–1338	Electrical	12
		1.65×10^1	3.9	1105–1360	Electrical	16
	Sc	8×10^{-2}	3.2	1100–1250	Radioactive	1
	Ce	$(D \sim 3.9 \times 10^{-13})$	–	1050	SIMS	1
	Pr	2.5×10^{-7}	1.74	1100–1280	Electrical	1
	Pm	7.5×10^{-9}	1.2 (s)	730–1270	Radioactive	1
		4.2×10^{-12}	0.13 (f)			
	Er	2×10^{-3}	2.9	1100–1250	Radioactive	1
	Tm	8×10^{-3}	3.0	1100–1280	Radioactive	1
	Yb	2.8×10^{-5}	0.95	947–1097	Neutron activation	1
	Ti	1.45×10^{-2}	1.79	950–1200	DLTS	17
	C	3.3×10^{-1}	2.92	1070–1400	Radioactive	18
	Si (self)	1.54×10^2	4.65	855–1175	SIMS	19
		1.6×10^3	4.77	1200–1400	Radioactive	20
	Ge	3.5×10^{-1}	3.92	855–1000	Radioactive	21
		2.5×10^3	4.97	1030–1302	Radioactive	21
		7.55×10^3	5.08	1100–1300	SIMS	22
	Sn	3.2×10^1	4.25	1050–1294	Neutron activation	23
	N	2.7×10^{-3}	2.8	800–1200	Out Diffusion; SIMS	1

Semiconductor	Diffusant	Frequency factor, D_0 (cm ² /s)	Activation energy, Q (eV)	Temperature range (°C)	Method of measurement	Ref.
Ge	P	2.02×10^1	3.87	1100–1250	Electrical	10
		1.1	3.4	900–1200	Radioactive	24
		7.4×10^{-2}	3.3	1130–1405	Electrical	25
	As	6.0×10^1	4.2	950–1350	Radioactive	26
		6.55×10^{-2}	3.44	1167–1394	Electrical	27
		2.29×10^1	4.1	900–1250	Electrical	28
	Sb	1.29×10^1	3.98	1190–1398	Radioactive	29
		2.14×10^{-1}	3.65	1190–1405	Electrical	27
	Bi	1.03×10^3	4.64	1220–1380	Electrical	16
		1.08	3.85	1190–1394	Electrical	27
	Cr	1×10^{-2}	1	1100–1250	Radioactive	30
	Mo	$(D \sim 2 \times 10^{-10})$	—	1000	DLTS	1
	W	$(D \sim 10^{-12})$	—	1100	DLTS	1
	O	7×10^{-2}	2.44	700–1250	SIMS	31
		1.4×10^{-1}	2.53	700–1160	SIMS	32
	S	5.95×10^{-3}	1.83	975–1200	Radioactive	33
	Se	9.5×10^{-1}	2.6	1050–1250	Electrical	34
	Te	5×10^{-1}	3.34	900–1250	SIMS	1
	Mn	6.9×10^{-4}	0.63	900–1200	Radioactive	35
	Fe	1.3×10^{-3}	0.68	30–1250	Radioactive	36
	Co	2×10^{-3}	0.69	700–1300	Radioactive	37
	Ni	2×10^{-3}	0.47	800–1300	Radioactive	38
	Ru	$(D \sim 5 \times 10^{-7}$ $- 5 \times 10^{-6})$	—	1000–1280	Electrical	1
	Rh	$(D \sim 10^{-6}-10^{-4})$	—	1000–1200	Electrical	39
	Pd	2.95×10^{-4}	0.22 (i)	702–1320	Nuclear Activation	1
	Pt	1.5×10^2	2.22	800–1000	Electrical	1
	Os	$(D \sim 2 \times 10^{-6})$	—	1280	Electrical	40
	Ir	4.2×10^{-2}	1.3	950–1250	Electrical	41
	Li	1.3×10^{-3}	0.46	350–800	Electrical	42
		9.1×10^{-3}	0.57	800–500	Electrical	43
	Na	3.95×10^{-1}	2.03	700–850	Radioactive	44
	Cu	1.9×10^{-4}	0.18 (i)	750–900	Radioactive	45
		4×10^{-2}	0.99 (s)	600–700		
		4×10^{-3}	0.33 (i)	350–750	Radioactive	5
	Ag	4.4×10^{-2}	1.0 (i)	700–900	Radioactive	46, 47
		4×10^{-2}	2.23 (s)	800–900	Radioactive	48
	Au	2.25×10^2	2.5	600–900	Radioactive	49
	Be	5×10^{-1}	2.5	720–900	Electrical	50
	Mg	$(D \sim 8 \times 10^{-9})$	—	900	Electrical	1
	Zn	5	2.7	600–900	Radioactive and electrical	51
	Cd	1.75×10^9	4.4	760–915	Radioactive	52
	B	1.8×10^9	4.55	600–900	Electrical	51
	Al	1.0×10^3	3.45	554–905	SIMS	53
		$\sim 1.6 \times 10^2$	~ 3.24	750–850	Electrical	54
	Ga	1.4×10^2	3.35	554–916	SIMS	55
		3.4×10^1	3.1	600–900	Electrical	51
	In	1.8×10^4	3.67	554–919	SIMS	56
		3.3×10^1	3.02	700–855	Radioactive	57
	Tl	1.7×10^3	3.4	800–930	Radioactive	58
	Si	2.4×10^{-1}	2.9	650–900	(γ) resonance	59
	Ge (self)	2.48×10^1	3.14	549–891	Radioactive	60
		7.8	2.95	766–928	Radioactive	61
	Sn	1.7×10^{-2}	1.9	—	Radioactive	45
	P	3.3	2.5	600–900	Electrical	51
	As	2.1	2.39	700–900	Electrical	62
	Sb	3.2	2.41	700–855	Radioactive	57
		1.0×10^1	2.5	600–900	Radioactive and electrical	51

Semiconductor	Diffusant	Frequency factor, D_0 (cm ² /s)	Activation energy, Q (eV)	Temperature range (°C)	Method of measurement	Ref.
GaAs	Bi	3.3	2.57	650–850	–	63
	O	4×10^{-1}	2.08	–	Optical	64
	S	$(D \sim 10^{-9})$	–	920	–	65
	Se	$(D \sim 10^{-10})$	–	920	–	65
	Te	5.6	2.43	750–900	Radioactive	66
	Fe	1.3×10^{-1}	1.08	750–900	Radioactive	67
	Co	1.6×10^{-1}	1.12	750–850	Radioactive	47
	Ni	8×10^{-1}	0.9	670–900	Electrical	68
	Li	5.3×10^{-1}	1.0	250–500	Electrical and chemical	69
	Cu	3×10^{-2}	0.53	100–500	Radioactive	69
		6×10^{-2}	0.98	450–750	Ultrasonic	69
		1.5×10^{-3}	0.6	800–1000	Radioactive	69
	Ag	4×10^{-4}	0.8	500–1150	Radioactive	69
	Au	1×10^{-3}	1.0	740–1025	Radioactive	69
	Be	7.3×10^{-6}	1.2	800–990	Electrical	69
	Mg	4×10^{-5}	1.22	800–1200	Electrical	69
	Zn	1.5×10^1	2.49	600–980	Radioactive	69
		2.5×10^{-1}	3.0	750–1000	Radioactive	69
	Cd	1.3×10^{-3}	2.2	800–1100	Radioactive	69
		5×10^{-2}	2.43	868–1149	Radioactive	69
	Hg	$(D \sim 5 \times 10^{-14})$	–	1100	Radioactive	69
	Al	$(D \sim 4 \times 10^{-18} - 10^{-14})$	4.3	850–1100	AES	70
	Ga (self)	4×10^{-5}	2.6	1025–1100	Radioactive	69
		1×10^7	5.6	1125–1230	Radioactive	69
	In	$(D \sim 7 \times 10^{-11})$	–	1000	Radioactive	69
	C	$(D \sim 1.04 \times 10^{-16})$	–	825	SIMS	69
	Si	1.1×10^{-1}	2.5	850–1050	SIMS	69
	Ge	1.6×10^{-5}	2.06	650–850	SIMS	69
	Sn	6×10^{-4}	2.5	1060–1200	Radioactive	69
		1×10^{-5}	2	800–1000	Radioactive	69
	P	$(D \sim 10^{-12} - 10^{-10})$	2.9	800–1150	Reflectance measurements	69
	As (self)	7×10^{-1}	3.2	–	Radioactive	69
	Cr	2.04×10^{-6}	0.83 (f)	750–1000	SIMS	69
			1.7 (s)	700–900		
		7.9×10^{-3}	2.2	800–1100	Chemical analysis	69
	O	2×10^{-3}	1.1	700–900	Mass spectroscopy	69
	S	1.85×10^{-2}	2.6	1000–1300	Radioactive	69
		1.1×10^1	2.95	750–900	Electrical	69
	Se	3×10^3	4.16	1025–1200	Radioactive	69
	Te	1.5×10^{-1}	3.5	1000–1150	Radioactive	69
	Mn	6.5×10^{-1}	2.49	850–1100	Radioactive	69
	Fe	4.2×10^{-2}	1.8	850–1150	Radioactive	69
		2.2×10^{-3}	2.32	750–1050	Radioactive	69
	Co	5×10^2	2.5	800–1000	Radioactive	69
		1.2×10^{-1}	2.64	750–1050	Radioactive	69
	Tm	2.3×10^{-16}	1.0	800–1000	Radioactive	69
	Li	2.3×10^{-4}	1.9 (s)	527–657	Electrical and flame photometry	69
GaSb		1.2×10^{-1}	0.7 (f)	277–657		
	Cu	4.7×10^{-3}	0.9	470–650	Radioactive	69
	Zn	$(D \sim 2 \times 10^{-13} - 1 \times 10^{-11})$	2	510–600	Radioactive	69
	Cd	1.5×10^{-6}	0.72	640–800	Electrical	69
	Ga (self)	3.2×10^3	3.15	658–700	Radioactive	69
	In	1.2×10^{-7}	0.53	320–650	Radioactive	69
	Sn	2.4×10^{-5}	0.8	320–650	Radioactive	69
		1.3×10^{-5}	1.1	500–650	Radioactive	69
	Sb (self)	3.4×10^4	3.45	658–700	Radioactive	69
	Se	$(D \sim 2.4 \times 10^{-13} - 1.37 \times 10^{-11})$	–	400–500	Radioactive	69

Semiconductor	Diffusant	Frequency factor, D_0 (cm ² /s)	Activation energy, Q (eV)	Temperature range (°C)	Method of measurement	Ref.
GaP	Te	3.8×10^{-4}	1.20	320–650	Radioactive	69
	Fe	5×10^{-2}	1.9 (I)	500–650	Radioactive	69
		5×10^2	2.3 (II)	500–650		
	Ag	—	—	1000–1300	Radioactive	69
	Au	8	2.5 (I)	1050–1250	Radioactive	69
		20	2.4 (II)	1100–1250	Diffusion (I) A face and (II) B face	
	Be	$(D_{\max} \sim 2.4 \times 10^{-9} - 8.5 \times 10^{-8})$	—	900–1000	Atomic absorption analysis	69
	Mg	5×10^{-5}	1.4	700–1050	Electrical	69
	Zn	1.0	2.1	700–1300	Radioactive	69
	Ge	—	—	900–1000	Radioactive	69
	Cr	6.2×10^{-4}	1.2	900–1130	Radioactive; ESR	69
	S	3.2×10^3	4.7	1120–1305	Radioactive	69
	Mn	2.1×10^9	4.7	T < 950	Radioactive; ESR	69
		1.1×10^{-6}	0.9	950–1130		
InP	Fe	1.6×10^{-1}	2.3	980–1180	Radioactive	69
	Co	2.8×10^{-3}	2.9	850–1100	Radioactive	69
	Cu	3.8×10^{-3}	0.69	600–900	Radioactive	69
	Ag	3.6×10^{-4}	0.59	500–900	Radioactive	69
	Au	1.32×10^{-5}	0.48	600–820	Radioactive	69
		1.37×10^{-4}	0.73	600–900	Radioactive	69
	Zn	1.6×10^{-8}	0.3	750–900	Electrical	69
		$(D \sim 2 \times 10^{-9} - 4 \times 10^{-8})$	—	700–900	Radioactive	69
	Cd	1.8	1.9	700–900	Radioactive	69
		1.1×10^{-7}	0.72	700–900	Electrical	69
		$(D \sim 7 \times 10^{-13} - 2 \times 10^{-10})$	—	450–650	Electrical	69
	In (self)	1×10^5	3.85	830–990	Radioactive	69
	Sn	$(D \sim 3 \times 10^{-8})$	—	550	Etching and cathodo- luminescence	69
	P (self)	7×10^{10}	5.65	900–1000	Radioactive	69
InAs	Cr	—	—	600–900	Radioactive	69
	S	3.6×10^{-4}	1.94	585–708	Electrical	69
	Se	$(D \sim 2 \times 10^{-8})$	—	550	Cathodoluminescence	69
	Mn	—	2.9	650–750	SIMS	69
	Fe	3	2	600–950	Radioactive	69
		6.8×10^5	3.4	600–700	SIMS	69
	Co	9×10^{-1}	1.8	600–950	Radioactive	69
	Cu	3.6×10^{-3}	0.52	342–875	Radioactive	69
		2.2×10^{-2}	0.54	525–890	Radioactive	69
	Ag	7.3×10^{-4}	0.26	450–900	Radioactive	69
	Au	5.8×10^{-3}	0.65	600–900	Radioactive	69
	Mg	1.98×10^{-6}	1.17	600–900	Electrical	69
	Zn	4.2×10^{-3}	0.96	600–900	Radioactive	69
		3.11×10^{-3}	1.17	600–900	Electrical	69
InSb	Cd	7.4×10^{-4}	1.15	650–900	Radioactive	69
	Hg	1.45×10^{-5}	1.32	650–850	Radioactive	69
	In (self)	6×10^5	4.0	740–900	Radioactive	69
	Ge	3.74×10^{-6}	1.17	600–900	Electrical	69
	Sn	1.49×10^{-6}	1.17	600–900	Electrical	69
	As (self)	3×10^7	4.45	740–900	Radioactive	69
	S	6.78	2.2	600–900	Electrical	69
	Se	12.6	2.2	600–900	Electrical	69
	Te	3.43×10^{-5}	1.28	600–900	Electrical	69
	Li	7×10^{-4}	0.28	0–210	Electrical	69
	Cu	9×10^{-4}	1.08	200–500	Radioactive	69
		3×10^{-5}	0.37	230–490	Radioactive	69
	Ag	1×10^{-7}	0.25	440–510	Radioactive	69
	Au	7×10^{-4}	0.32	140–510	Radioactive	69
	Zn	5×10^{-1}	1.35	362–508	Radioactive	69

Semiconductor	Diffusant	Frequency factor, D_0 (cm ² /s)	Activation energy, Q (eV)	Temperature range (°C)	Method of measurement	Ref.
AlAs	—	—	1.5	355–455	SIMS	69
	Cd	1×10^{-5}	1.1	250–500	Radioactive	69
		1.3×10^{-4}	1.2	360–500	Electrical	69
	Hg	4×10^{-6}	1.17	425–500	Radioactive	69
	In (self)	6×10^{-7}	1.45	400–500	Radioactive	69
		1.8×10^{13}	4.3	475–517	Radioactive	69
	Sn	5.5×10^{-8}	0.75	390–512	Radioactive	69
	Pb	$(D \sim 2.7 \times 10^{-15})$	—	500	Radioactive	71
	Sb (self)	5.35×10^{-4}	1.91	400–500	Radioactive	69
		3.1×10^{13}	4.3	475–517	Radioactive	69
	S	9×10^{-2}	1.4	360–500	Electrical	69
	Se	1.6	1.87	380–500	Electrical	69
	Te	1.7×10^{-7}	0.57	300–500	Radioactive	69
	Fe	1×10^{-7}	0.25	440–510	Radioactive	69
	Co	2.7×10^{-11}	0.39	420–500	Radioactive	69
	Ga	$(D \sim 2 \times 10^{-18} - 10^{-15})$	3.6	850–1100	AES	70
	Zn	$(D \sim 9 \times 10^{-11})$	—	557	SEM	69
	Cu	3.5×10^{-3}	0.36	150–500	Radioactive	69
	Zn	3.3×10^{-1}	1.93	660–860	Radioactive	69
	Cd	$D(c) \sim 4 \times 10^{-12} - 3 \times 10^{-10}$	—	900	Radioactive	69
	Al (self)	2	1.88	570–620	X-ray	69
	Sb (self)	1	1.7	570–620	X-ray	69
	Cu	2.6×10^{-3}	0.79	470–750	Radioactive	69
		4.3×10^{-4}	0.64	250–1200	Electroluminescence	69
		9.75×10^{-3}	1.04	400–800	Luminescence	69
	Au	1.75×10^{-4}	1.16	500–800	Radioactive	69
	Zn (self)	3×10^{-4}	1.5	$925 < T < 940$	Radioactive	69
		1.5×10^4	3.26	$940 < T < 1030$		
		1×10^{16}	6.5	$1030 < T < 1075$		
ZnS	Cd	$(D \sim 10^{-10})$	—	1100	Luminescence	72
	Al	5.69×10^{-4}	1.28	800–1000	Luminescence	69
	In	3×10^1	2.2	750–1000	Radioactive	69
	S (self)	2.16×10^4	3.15	600–800	Radioactive	69
		8×10^{-5}	2.2	740–1100	Radioactive	69
	Se	$(D \sim 5 \times 10^{-13})$	—	1070	X-ray microprobe	69
	Mn	2.3×10^3	2.46	500–800	Radioactive	69
	Li	2.66×10^{-6}	0.49	950–980	Electrical	69
	Cu	1×10^{-4}	0.66	400–800	Luminescence	69
		1.7×10^{-5}	0.56	200–570	Radioactive	69
	Ag	2.2×10^{-2}	1.18	400–800	Luminescence	69
	Zn (self)	9.8	3.0	760–1150	Radioactive	69
	Cd	6.39×10^{-4}	1.87	700–950	Photoluminescence	69
	Al	2.3×10^{-2}	1.8	800–1100	Luminescence	69
	Ga	1.81×10^2	3.0	900–1100	Luminescence	69
	—	—	1.3	700–850	Electron probe	69
	In	$(D \sim 2 \times 10^{-12})$	—	940	—	69
	S	$(D \sim 8 \times 10^{-12})$	—	1060	X-ray microprobe	69
	Se (self)	1.3×10^1	2.5	860–1020	Radioactive	69
		2.3×10^{-1}	2.7	1000–1050	Radioactive	69
ZnTe	Ni	$(D \sim 1.5 \times 10^{-8} - 1.7 \times 10^{-7})$	—	740–910	Luminescence	69
	Li	2.9×10^{-2}	1.22 (s)	400–700	Nuclear and chemical analysis	69
		1.7×10^{-4}	0.78 (f)			
	Zn (self)	2.34	2.56	760–860	Radioactive	69
		1.4×10^1	2.69	667–1077	Radioactive	69
	Al	—	2.0	700–1000	Electrical and optical	69
	In	4	1.96	1100–1300	Radioactive	69
	Te (self)	2×10^4	3.8	727–977	Radioactive	69
	Li	3×10^{-6}	0.68	610–960	Microhardness	69
	Na	$(D \sim 3 \times 10^{-7})$	—	800	Radioactive	69
CdS						

Semiconductor	Diffusant	Frequency factor, D_0 (cm ² /s)	Activation energy, Q (eV)	Temperature range (°C)	Method of measurement	Ref.
CdSe	Cu	1.5×10^{-3}	0.76	400–700	Radioactive	69
		1.2×10^{-2}	1.05	300–700	Ultrasonic	69
		8×10^{-5}	0.72	20–200	Electrical	69
	Ag	2.5×10^1	1.2 (s)	300–500	Radioactive	69
		2.4×10^{-1}	0.8 (f)			
	Au	2×10^2	1.8	500–800	Radioactive	69
	Zn	1.27×10^{-9}	0.86 (s)	720–1000	Radioactive	69
		1.22×10^{-8}	0.66 (f)			
	Cd (self)	3.4	2.0	700–1100	Radioactive	69
	Ga	—	—	667–967	Optical and microprobe	69
	In	6×10^1	2.3 ()	650–930	Radioactive, optical and microprobe	69
		1×10^1	2.03 (⊥)			
	P	6.5×10^{-4}	1.6	800–1100	Radioactive	69
	S (self)	1.6×10^{-2}	2.05	800–900	Radioactive	69
		—	2.4	750–1050	Radioactive	69
	Se	($D \sim 1.2 \times 10^{-9}$)	—	900	Radioactive	69
	Te	1.3×10^{-7}	10.4	700–1000	Radioactive	69
	Cl	($D \sim 3 \times 10^{-10}$)	—	800	Electrical	69
	I	($D \sim 5 \times 10^{-12}$)	—	1000	Radioactive	69
	Ni	6.75×10^{-3}	10.9	570–900	Luminescence	69
	Yb	($D \sim 1.3 \times 10^{-9}$)	—	960	Photoluminescence	69
	Ag	2×10^{-4}	0.53	22–400	Ultrasonic	69
	Cd (self)	1.6×10^{-3}	1.5	700–1000	Radioactive	69
		6.3×10^{-2}	1.25 (I)	600–900	Radioactive;	69
		4.12×10^{-2}	2.18 (II)	600–900	(I) saturated Cd and (II) saturated Se pressure	
CdTe	P	($D \sim 5.3 \times 10^{-12}$ – 6×10^{-11})	—	900–1000	Radioactive	69
	Se (self)	2.6×10^3	1.55	700–1000	Radioactive; saturated Se pressure	69
	Li	($D \sim 1.5 \times 10^{-10}$)	—	300	Ion microprobe	69
	Cu	3.7×10^{-4}	0.67	97–300	Radioactive	69
		8.2×10^{-8}	0.64	290–350	Ion backscattering	69
	Ag	—	—	700–800	Electrical and photo-luminescence	69
	Au	6.7×10^1	2.0	600–1000	Radioactive	69
	Cd (self)	1.26	2.07	700–1000	Radioactive	69
		3.26×10^2	2.67 (I)	650–900	Radioactive;	69
		1.58×10^1	2.44 (II)		(I) saturated Cd and (II) saturated Te pressure	
	In	8×10^{-2}	1.61	650–1000	Radioactive	69
		1.17×10^2	2.21 (I)	500–850	Radioactive; (I) saturated Cd and (II) saturated Te pressure	69
		6.48×10^{-4}	1.15 (II)			
	Sn	8.3×10^{-2}	2.2	700–925	Radioactive	69
	P	($D \sim 1.2 \times 10^{-10}$)	—	900	Radioactive	69
	As	—	—	850	—	69
	O	5.6×10^{-9}	1.22	200–650	Mass spectrometry	69
		6.0×10^{-10}	0.29	650–900		
	Se	1.7×10^{-4}	1.35	700–1000	Radioactive	69
	Te (self)	8.54×10^{-7}	1.42 (I)	600–900	Radioactive; (I) saturated Cd and (II) saturated Te pressure	69
		1.66×10^{-4}	1.38 (II)	500–800		
	Cl	7.1×10^{-2}	1.6	520–800	Radioactive	69
	Fe	($D \sim 4 \times 10^{-8}$)	0.77	900	Radioactive	69

Semiconductor	Diffusant	Frequency factor, D_0 (cm ² /s)	Activation energy, Q (eV)	Temperature range (°C)	Method of measurement	Ref.
HgSe	Sb	6.3×10^{-5}	0.85	540–630	Radioactive	69
	Se (self)	—	—	200–400	Radioactive	69
HgTe	Ag	6×10^{-4}	0.8	250–350	Radioactive	69
	Zn	5×10^{-8}	0.6	250–350	Radioactive	69
	Cd	3.1×10^{-4}	0.66	250–350	Radioactive	69
	Hg (self)	2×10^{-8}	0.6	200–350	Radioactive	69
	In	6×10^{-6}	0.9	200–300	Radioactive	69
	Sn	1.72×10^{-6}	0.66 (s)	200–300	Radioactive	69
		1.8×10^{-3}	0.80 (f)			
	Te (self)	10^{-6}	1.4	200–400	Radioactive	69
PbS	Mn	1.5×10^{-4}	1.3	250–350	Radioactive	69
	Cu	4.6×10^{-4}	0.36	150–450	Electrical	69
		5×10^{-3}	0.31	100–400	Electrical	69
	Pb (self)	8.6×10^{-5}	1.52	500–800	Radioactive	69
	S (self)	6.8×10^{-5}	1.38	500–750	Radioactive	69
PbSe	Ni	1.78×10^1	0.95	200–500	Electrical	69
	Na	1.5×10^1	1.74 (s)	400–850	Radioactive	69
		5.6×10^{-6}	0.4 (f)			
	Cu	2×10^{-5}	0.31	93–520	Radioactive	69
	Ag	7.4×10^{-4}	0.35	400–850	Radioactive	69
	Pb (self)	4.98×10^{-6}	0.83	400–800	Radioactive	69
	Sb	3.4×10^{-1}	2.0	650–850	Radioactive	69
	Se (self)	2.1×10^{-5}	1.2	650–850	Radioactive	69
	Cl	1.6×10^{-8}	0.45	400–850	Radioactive	69
	Ni	$(D \sim 1 \times 10^{-10})$	—	700	Radioactive	69
	Na	1.7×10^{-1}	1.91	600–850	Radioactive	69
	Sn	3.1×10^{-2}	1.56	500–800	Radioactive	69
	Pb (self)	2.9×10^{-5}	0.6	250–500	Radioactive	69
	Sb	4.9×10^{-2}	1.54	500–800	Radioactive	69
	Te	2.7×10^{-6}	0.75	500–800	Radioactive	69
PbTe	Cl	$(D > 2.3 \times 10^{-10})$	—	700	Radioactive	69
	Ni	$(D > 1 \times 10^{-6})$	—	700	Radioactive	69

References

- N. A. Stolwijk and H. Bracht, in *Diffusion in Semiconductors and Non-Metallic Solids*, D. L. Beke, Ed., Springer-Verlag, Berlin, 1998, 2-1.
- E. M. Pell, *Phys. Rev.*, 119, 1960; 119, 1014, 1960.
- L. Svob, *Solid State Electron*, 10, 991, 1967.
- B. I. Boltaks and I. I. Sosinov, *Zh. Tekh. Fiz.*, 28, 3, 1958.
- R. N. Hall and J. N. Racette, *J. Appl. Phys.*, 35, 379, 1964.
- B. I. Boltaks and Hsueh Shih-Yin, *Sov. Phys. Solid State*, 2, 2383, 1961.
- W. R. Wilcox and T. J. LaChapelle, *J. Appl. Phys.*, 35, 240, 1964.
- E. A. Taft and R. O. Carlson, *J. Electrochem. Soc.*, 117, 711, 1970.
- R. Sh. Malkovich and N. A. Alimbarashvili, *Sov. Phys. Solid State*, 4, 1725, 1963.
- R. N. Ghoshtagore, *Solid State Electron*, 15, 1113, 1972.
- C. Hill, *Semiconductor Silicon 1981*, H. R. Huff, R. J. Kreiger, and Y. Takeishi, Eds., p. 988, *Electrochem. Soc.*, 1981.
- R. N. Ghoshtagore, *Phys. Rev. B*, 3, 2507, 1971.
- W. Rosnowski, *J. Electrochem. Soc.*, 125, 957, 1978.
- J. S. Makris and B. J. Masters, *J. Appl. Phys.*, 42, 3750, 1971.
- M. F. Millea, *J. Phys. Chem. Solids*, 27, 315, 1965 (refer Reference 2).
- C. S. Fuller and J. A. Ditzenger, *J. Appl. Phys.*, 27, 544, 1956.
- S. Hocine and D. Mathiot, *Appl. Phys. Lett.*, 53, 1269, 1988.
- R. C. Newman and J. Wakefield, *J. Phys. Chem. Solids*, 19, 230, 1961.
- L. Kalinowski and R. Seguin, *Appl. Phys. Lett.*, 35, 211, 1979; *Appl. Phys. Lett.*, 36, 171, 1980.
- R. F. Peart, *Phys. Stat. Sol.*, 15, K 119, 1966.
- G. Hettich, H. Mehrer and K. Maler, *Inst. Phys. Conf. Ser.*, 46, 500, 1979.
- M. Ogina, Y. Oana and M. Watanabe, *Phys. Stat. Sol. (a)*, 72, 535, 1982.
- T. H. Yeh, S. M. Hu, and R. H. Kastl, *Appl. Phys.*, 39, 4266, 1968.
- I. Franz and W. Langheinrich, *Solid State Electron*, 14, 835, 1971.
- R. N. Ghoshtagore, *Phys. Rev. B*, 3, 389, 1971.
- B. J. Masters and J. M. Fairfield, *J. Appl. Phys.*, 40, 2390, 1969.
- R. N. Ghoshtagore, *Phys. Rev. B*, 3, 397, 1971.
- R. S. Fair and J. C. C. Tsai, *J. Electrochem. Soc.*, 122, 1689, 1975.
- J. J. Rohan, N. E. Pickering, and J. Kennedy, *J. Electrochem. Soc.*, 106, 705, 1969.
- W. Wuerker, K. Roy, and J. Hesse, *Mater. Res. Bull.*, 9, 971, 1974.
- J. C. Mikkelsen, Jr., *Appl. Phys. Lett.*, 40, 336, 1982.
- S. Tang Lee and D. Nicols, *Appl. Phys. Lett.*, 47, 1001, 1985.
- P. L. Gruzin, S. V. Zemskii, A. D. Bullkin, and N. M. Makarov, *Sov. Phys. Sem.*, 7, 1241, 1974.
- N. S. Zhdanovich and Yu. I. Kozlov, *Svoistva Legir, Poluprovodn.*, V. S. Zemskov, Ed., Nauka, Moscow, 1977, 115–120; *Fiz. Tekh. Poluprovod.*, 9, 1594, 1975.
- D. Gilles, W. Bergholze, and W. Schroeter, *J. Appl. Phys.*, 59, 3590, 1986.
- E. R. Weber, *Appl. Phys. A*, 30, 1, 1983.
- E. R. Weber, Properties of Silicon, EMIS Datareviews Ser. No. 4, INSPEC Publications, 1988, 409–451.
- M. K. Bakhadyrkhanov, S. Zainabidinov, and A. Khamidov, *Sov. Phys. Sem.*, 14, 243, 1980.
- S. A. Azimov, M. S. Yunosov, F. K. Khatamkulov, and G. Nasyrov, *Poluprovod.*, N. Kh. Abrikosov and V. S. Zemskov, Eds., Nauka, Moscow, 1975, 21–23.

40. S. A. Azimov, M. S. Yunosov, G. Nurkuziev, and F. R. Karimov, *Sov. Phys. Sem.*, 12, 981, 1978.
41. S. A. Azimov, B. V. Umarov, and M. S. Yunusov, *Sov. Phys. Sem.*, 10, 842, 1976.
42. C. S. Fuller and J. A. Ditzenberger, *Phys. Rev.*, 91, 193, 1953.
43. B. Pratt and F. Friedman, *J. Appl. Phys.*, 37, 1893, 1966.
44. M. Stojic, V. Spiric, and D. Kostoski, *Inst. Phys. Conf. Ser.*, 31, 304, 1976.
45. B. I. Boltaks, *Diffusion in Semiconductors*, Inforsearch, London, 1963, 162.
46. A. A. Bugai, V. E. Kosenko, and E. G. Miselyuk, *Zh. Tekh. Fiz.*, 27, 67, 1957.
47. L. Y. Wei, *J. Phys. Chem. Solids*, 18, 162, 1961.
48. V. E. Kosenko, *Sov. Phys. Solid State*, 4, 42, 1962.
49. W. C. Dunlap, Jr., *Phys. Rev.*, 97, 614, 1955.
50. Yu. I. Belyaev and V. A. Zhidkov, *Sov. Phys. Solid State*, 3, 133, 1961.
51. W. C. Dunlap, Jr., *Phys. Rev.*, 94, 1531, 1954.
52. V. E. Kosenko, *Sov. Phys. Solid State*, 1, 1481, 1960.
53. P. Dorner, W. Gust, A. Lodding, H. Odelius, B. Predel, and U. Roll, *Acta Metall.*, 30, 941, 1982.
54. W. Meer and D. Pommerening, *Z. Agnew. Phys.*, 23, 369, 1967.
55. U. Sodervall, H. Odelius, A. Lodding, U. Roll, B. Predel, W. Gust, and P. Dorner, *Phil. Mag. A*, 54, 539, 1986.
56. P. Dorner, W. Gust, A. Lodding, H. Odelius, B. Predel, and U. Roll, *Z. Metalkd.*, 73, 325, 1982.
57. P. V. Pavlov, *Sov. Phys. Solid State*, 8, 2377, 1967.
58. V. I. Tagirov and A. A. Kuliev, *Sov. Phys. Solid State*, 4, 196, 1962.
59. J. Raisanen, J. Hirvonen, and A. Anttila, *Solid State Electron.*, 24, 333, 1981.
60. C. Vogel, G. Hettich, and H. Mehrer, *J. Phys. C.*, 16, 6197, 1983.
61. H. Letaw, Jr., W. M. Portnoy, and L. Slifkin, *Phys. Rev.*, 102, 363, 1956.
62. W. Bosenberg, *Z. Naturforsch.*, 10a, 285, 1955.
63. V. M. Glazov and V. S. Zemskov, *Physicochemical Principles of Semiconductor Doping*, Israel Program for Scientific Translation, Jerusalem, 1968.
64. J. W. Corbett, R. S. McDonald, and G. D. Watkins, *J. Phys. Chem. Solids*, 25, 873, 1964.
65. W. W. Tyler, *J. Phys. Chem. Solids*, 8, 59, 1959.
66. V. D. Ignatkov and V. E. Kosenko, *Sov. Phys. Solid State*, 4, 1193, 1962.
67. A. A. Bugai, V. E. Kosenko, and E. G. Miseluk, *Zh. Tekh. Fiz.*, 27, 210, 1957.
68. F. van der Maesen and J. A. Brenkman, *Phillips Res. Rep.*, 9, 255, 1954.
69. M. B. Dutt and B. L. Sharma, in *Diffusion in Semiconductors and Non-Metallic Solids*, D. L. Beke, Ed., Springer-Verlag, Berlin, 1998, 3-1.
70. L. L. Chang and A. Koma, *Appl. Physics Lett.*, 29, 138, 1976.
71. D. L. Kendall, *Semiconductors and Semimetals*, Vol. 4, R. K. Willardson and A. C. Beer, Eds., Academic, 1968, 255.
72. H. J. Biter and F. Williams, *J. Luminescence*, 3, 395, 1971.

PROPERTIES OF MAGNETIC MATERIALS

H. P. R. Frederikse

Glossary of Symbols

Quantity	Symbol	Units	
		SI	emu
Magnetic field	H	A m^{-1}	Oe (oersted)
Magnetic induction	B	T (tesla)	G (gauss)
Magnetization	M	A m^{-1}	emu cm^{-3}
Spontaneous magnetization	M_s	A m^{-1}	emu cm^{-3}
Saturation magnetization	M_0	A m^{-1}	emu cm^{-3}
Magnetic flux	Φ	Wb (weber)	maxwell
Magnetic moment	m, μ	A m^2	erg/G
Coercive field	H_c	A m^{-1}	Oe
Remanence	B_r	T	G
Saturation magnetic polarization	J_s	T	G
Magnetic susceptibility	χ		
Magnetic permeability	μ	H m^{-1} (henry/meter)	
Magnetic permeability of free space	μ_0	H m^{-1}	
Saturation magnetostriction	$\lambda (\Delta l/l)$		
Curie temperature	T_C	K	K
Néel temperature	T_N	K	K

Magnetic moment $\mu = \gamma \hbar J = g \mu_B J$

where

γ = gyromagnetic ratio; J = angular momentum; g = spectroscopic splitting factor (~ 2)

μ_B = Bohr magneton = $9.2741 \cdot 10^{-24} \text{ J/T} = 9.2741 \cdot 10^{-21} \text{ erg/G}$

Earth's magnetic field $H = 56 \text{ A m}^{-1} = 0.7 \text{ Oe}$

For iron: $M_0 = 1.7 \cdot 10^6 \text{ A m}^{-1}$; $B_r = 0.8 \cdot 10^6 \text{ A m}^{-1}$

1 Oe = $(1000/4\pi) \text{ A m}^{-1}$; 1 G = 10^{-4} T ; 1 $\text{emu cm}^{-3} = 10^3 \text{ A m}^{-1}$

1 Maxwell = 10^{-8} Wb

$\mu_0 = 4\pi \cdot 10^{-7} \text{ H m}^{-1}$

Relation between Magnetic Induction and Magnetic Field

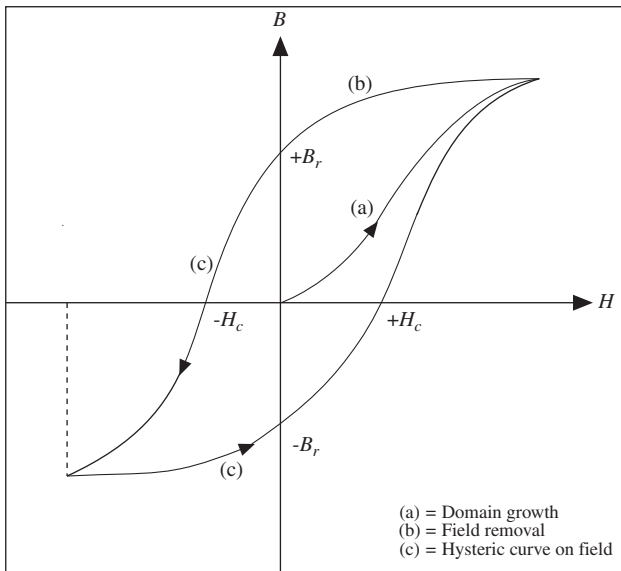


FIGURE 1. Typical curve representing the dependence of magnetic induction B on magnetic field H for a ferromagnetic material. When H is first applied, B follows curve (a) as the favorably oriented magnetic domains grow. This curve flattens as saturation is approached. When H is then reduced, B follows curve (b), but retains a finite value (the remanence B_r) at $H = 0$. In order to demagnetize the material, a negative field $-H_c$ (where H_c is called the coercive field or coercivity) must be applied. As H is further decreased and then increased to complete the cycle (curve c), a hysteresis loop is obtained. The area within this loop is a measure of the energy loss per cycle for a unit volume of the material.

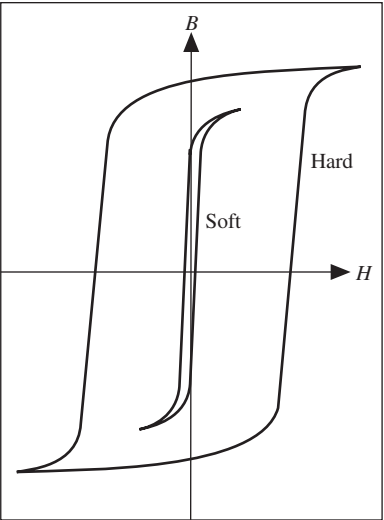


FIGURE 2. Schematic curve illustrating the B vs. H dependence for hard and soft magnetic materials. Hard materials have a larger remanence and coercive field, and a correspondingly large hysteresis loss.

Reference

Ralls, K. M., Courtney, T. H., and Wulff, J., *Introduction to Materials Science and Engineering*, J. Wiley & Sons, New York, 1976, p. 577, 582. With permission.

Magnetic Susceptibility of the Elements

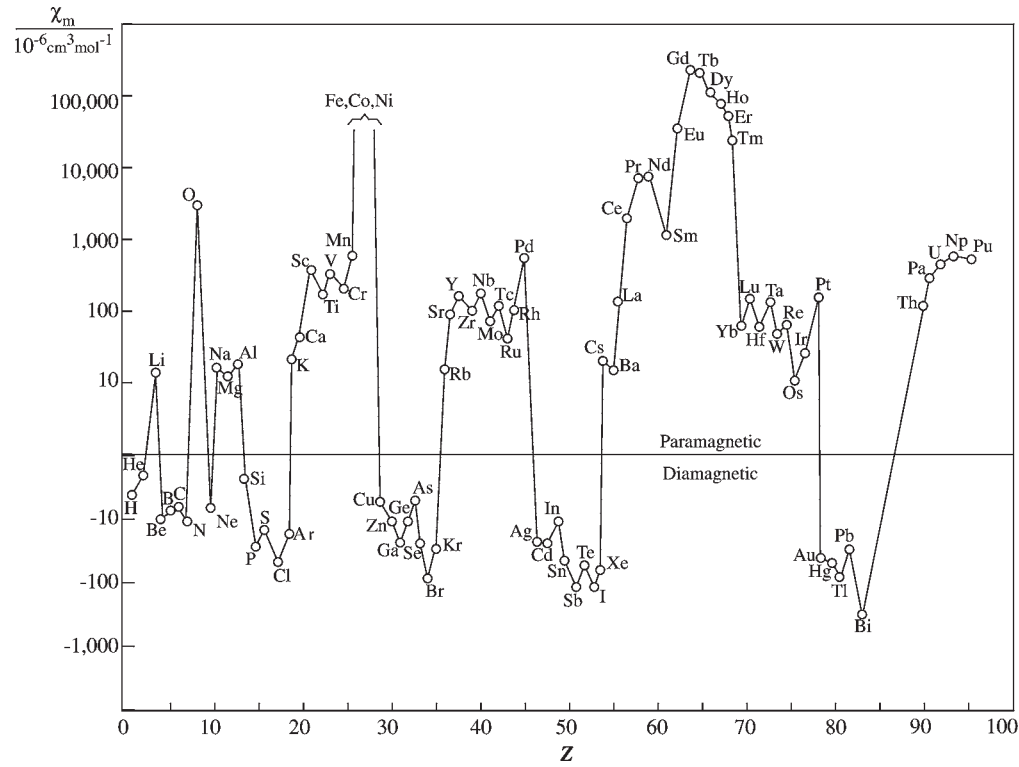


FIGURE 3. Molar susceptibility of the elements at room temperature (cgs units of $10^{-6} \text{ cm}^3/\text{mol}$). Values are not available for $Z = 9, 61,$ and $84\text{--}89$; Fe, Co, and Ni ($Z = 26\text{--}28$) are ferromagnetic. Data taken from the table “Magnetic Susceptibility of the Elements and Inorganic Compounds” in Section 4.

Reference

Gray, D. E., Ed., *American Institute of Physics Handbook*, 3rd Ed., McGraw-Hill, New York, 1972, pp. 5–224. With permission.

Ground State of Ions with Partly Filled *d* or *f* Shells

<i>Z</i>	Element	<i>n</i>	<i>S</i>	<i>L</i>	<i>J</i>	Gr. state	<i>p</i> _{calc} ^a	<i>p</i> _{calc} ^b	<i>p</i> _{meas}
22	Ti ³⁺	1	1/2	2	3/2	² D _{3/2}	1.73	1.55	1.8
23	V ⁴⁺	1	1/2	2	3/2	² D _{3/2}	1.73	1.55	1.8
23	V ³⁺	2	1	3	2	³ F ₂	2.83	1.63	2.8
23	V ²⁺	3	3/2	3	3/2	⁴ F _{3/2}	3.87	0.77	3.8
24	Cr ³⁺	3	3/2	3	3/2	⁴ F _{3/2}	3.87	0.77	3.7
25	Mn ⁴⁺	3	3/2	3	3/2	⁴ F _{3/2}	3.87	0.77	4.0
24	Cr ²⁺	4	2	2	0	⁵ D ₀	4.90	0	4.9
25	Mn ³⁺	4	2	2	0	⁵ D ₀	4.90	0	5.0
25	Mn ²⁺	5	5/2	0	5/2	⁶ S _{5/2}	5.92	5.92	5.9
26	Fe ³⁺	5	5/2	0	5/2	⁶ S _{5/2}	5.92	5.92	5.9
26	Fe ²⁺	6	2	2	4	⁵ D ₄	4.90	6.70	5.4
27	Co ²⁺	7	3/2	3	9/2	⁴ F _{9/2}	3.87	6.54	4.8
28	Ni ²⁺	8	1	3	4	³ F ₄	2.83	5.59	3.2
29	Cu ²⁺	9	1/2	2	5/2	² D _{5/2}	1.73	3.55	1.9
<i>p</i> _{calc} ^c									
58	Ce ³⁺	1	1/2	3	5/2	² F _{5/2}	2.54		2.4
59	Pr ³⁺	2	1	5	4	³ H ₄	3.58		3.5
60	Nd ³⁺	3	3/2	6	9/2	⁴ I _{9/2}	3.62		3.5
61	Pm ³⁺	4	2	6	4	⁵ I ₄	2.68		
62	Sm ³⁺	5	5/2	5	5/2	⁶ H _{5/2}	0.84		1.5
63	Eu ³⁺	6	3	3	0	⁷ F ₀	0.0		3.4
64	Gd ³⁺	7	7/2	0	7/2	⁸ S _{7/2}	7.94		8.0
65	Tb ³⁺	8	3	3	6	⁷ F ₆	9.72		9.5
66	Dy ³⁺	9	5/2	5	15/2	⁶ H _{15/2}	10.63		10.6
67	Ho ³⁺	10	2	6	8	⁵ I ₈	10.60		10.4
68	Er ³⁺	11	3/2	6	15/2	⁴ I _{15/2}	9.59		9.5
69	Tm ³⁺	12	1	5	6	³ H ₆	7.57		7.3
70	Yb ³⁺	13	1/2	3	7/2	² F _{7/2}	4.54		4.5

^a *p*_{calc} = 2[*S*(*S* + 1)]^{1/2}

^b *p*_{calc} = 2[*J*(*J* + 1)]^{1/2}

^c *p*_{calc} = *g*[*J*(*J* + 1)]^{1/2}

References

1. Jiles, D., *Magnetism and Magnetic Materials*, Chapman & Hall, London, 1991, p. 243.

2. Kittel, C., *Introduction to Solid State Physics*, 6th Ed., J. Wiley & Sons, New York, 1986, pp. 405–406.

3. Ashcroft, N. W. and Mermin, N. D., *Solid State Physics*, Holt, Rinehart, and Winston, New York, 1976, p. 652.

Ferro- and Antiferromagnetic Elements

M_0 is the saturation magnetization at $T = 0$ K
 n_B is the number of Bohr magnetons per atom

T_C is the Curie temperature
 T_N is the Néel temperature

	M_0/gauss	n_B	T_C/K	T_N/K	Comments
Fe	22020	2.22	1043		
Co	18170	1.72	1388		
Ni	6410	0.62	627		
Cr				311	
Mn				100	
Ce				12.5	<i>c</i> -Axis antiferromagnetic
Nd				19.2	Basal plane modulation on hexagonal sites
				7.8	Cubic sites order (periodicity different from high-T phase)
Sm				106	Ordering on hexagonal sites
				13.8	Cubic site order
Eu				90.5	Spiral along cube axis
Gd	24880	7	293		
Tb		9	220		Basal plane ferromagnet
				230.2	Basal plane spiral
Dy		10	87		Basal plane ferromagnet
				176	Basal plane spiral
Ho		10	20		Bunched cone structure
				133	Basal plane spiral
Er		9	32		<i>c</i> -Axis ferrimagnetic cone structure
				80	<i>c</i> -Axis modulated structure
Tm		7	32		<i>c</i> -Axis ferrimagnetic cone structure
				56	<i>c</i> -Axis modulated structure

References

1. Ashcroft, N. W., and Mermin, N. D., *Solid State Physics*, Holt, Rinehart, and Winston, New York, 1976, p.652.
2. Gschneidner, K. A., and Eyring, L., *Handbook on the Physics and Chemistry of Rare Earths*, North Holland Publishing Co., Amsterdam, 1978.

Selected Ferromagnetic Compounds

M_0 is the saturation magnetization at $T = 293$ K

T_C is the Curie temperature

Compound	M_0/gauss	T_C/K	Crystal system
MnB	152	578	orthorh(FeB)
MnAs	670	318	hex(FeB)
MnBi	620	630	hex(FeB)
MnSb	710	587	hex(FeB)
Mn ₄ N	183	743	
MnSi		34	cub(FeSi)
CrTe	247	339	hex(NiAs)
CrBr ₃	270	37	hex(BiI ₃)
CrI ₃		68	hex(BiI ₃)
CrO ₂	515	386	tetr(TiO ₂)
EuO	1910*	77	cub
EuS	1184*	16.5	cub
GdCl ₃	550*	2.2	orthorh
FeB		598	orthorh
Fe ₂ B		1043	tetr (CuAl ₂)
FeBe ₅		75	cub(MgCu ₂)
Fe ₃ C		483	orthorh
FeP		215	orthorh (MnP)

* At $T = 0$ K

References

1. Kittel, C., *Introduction to Solid State Physics, 6th Edition*, J. Wiley & Sons, New York, 1986.
2. Ashcroft, N. W., and Mermin, N. D., *Solid State Physics*, Holt, Rinehart, and Winston, New York, 1976.

Magnetic Properties of High-Permeability Metals and Alloys (Soft)

μ_i is the initial permeability
 μ_m is the maximum permeability
 H_c is the coercive force

J_s is the saturation polarization
 W_H is the hysteresis loss per cycle
 T_C is the Curie temperature

Material	Composition (mass %)	μ_i/μ_0	μ_m/μ_0	$H_c/\text{A m}^{-1}$	J_s/T	$W_H/\text{J m}^{-3}$	T_C/K
Iron	Commercial 99Fe	200	6000	70	2.16	500	1043
Iron	Pure 99.9Fe	25000	350000	0.8	2.16	60	1043
Silicon-iron	96Fe-4Si	500	7000	40	1.95	50–150	1008
Silicon-iron (110) [001]	97Fe-3Si	9000	40000	12	2.01	35–140	1015
Silicon-iron {100} <100>	97Fe-3Si		100000	6	2.01		1015
Mild steel	Fe-0.1C-0.1Si-0.4Mn	800	1100	200			
Hypernik	50Fe-50Ni	4000	70000	4	1.60	22	753
Deltamax {100} <100>	50Fe-50Ni	500	200000	16	1.55		773
Isoperm {100} <100>	50Fe-50Ni	90	100	480	1.60		
78 Permalloy	78Ni-22Fe	4000	100000	4	1.05	50	651
Supermalloy	79Ni-16Fe-5Mo	100000	1000000	0.15	0.79	2	673
Mumetal	77Ni-16Fe-5Cu-2Cr	20000	100000	4	0.75	20	673
Hyperco	64Fe-35Co-0.5Cr	650	10000	80	2.42	300	1243
Permendur	50Fe-50Co	500	6000	160	2.46	1200	1253
2V-Permendur	49Fe-49Co-2V	800	4000	160	2.45	600	1253
Supermendur	49Fe-49Co-2V		60000	16	2.40	1150	1253
25Perminvar	45Ni-30Fe-25Co	400	2000	100	1.55		
7Perminvar	70Ni-23Fe-7Co	850	4000	50	1.25		
Perminvar (magnet. annealed)	43Ni-34Fe-23Co		400000	2.4	1.50		
Alfenol (or Alperm)	84Fe-16Al	3000	55000	3.2	0.8		723
Alfer	87Fe-13Al	700	3700	53	1.20		673
Aluminum-Iron	96.5Fe-3.5Al	500	19000	24	1.90		
Sendust	85Fe-10Si-5Al	36000	120000	1.6	0.89		753

References

1. McCurrie, R. A., *Structure and Properties of Ferromagnetic Materials*, Academic Press, London, 1994, p. 42.

2. Gray, D. E., Ed., *American Institute of Physics Handbook*, 3rd Ed., McGraw-Hill, New York, 1972, pp. 5–224.

Applications of High-Permeability Materials

Applications	Requirements
Power applications	
Distribution and power transformers	Low core losses, high permeability, high saturation magnetic polarization
High-quality motors and generators, stators and armatures, switched-mode power supplies	
Instrument transformers	
Audiofrequency transformers	Low core losses, high permeability, high magnetic polarization
Pulse transformers	High permeability
Cores for inductor coils	
Audiofrequency	Low hysteresis, high permeability
Carrier frequency	Very low hysteresis and eddy current loss
Radiofrequency	High permeability at low fields
Miscellaneous	
Relays, switches Earth leakage circuit	High permeability, low remanence, low coercivity
Magnetic shielding	Low core loss for AC applications

Applications of High-Permeability Materials

Applications	Requirements
Magnetic recording heads	High initial permeability, low or zero remanence
Magnetic amplifiers Saturable reactors Saturable transformers Transformer cores	Rectangular hysteresis loops, low hysteresis loss
Magnetic shunts for temperature compensation in magnetic circuits	Low Curie temperature, appropriate decrease in permeability with increase in temperature
Electromagnets in indicating instruments, fire detection, quartz watches, electromechanical devices	High permeability, high saturation magnetic polarization
Magnetic yokes in permanent magnet devices, such as lifting and holding magnets, loudspeakers	High permeability, high saturation magnetic polarization

Reference

McCurrie, R. A., *Structure and Properties of Ferromagnetic Materials*, Academic Press, London, 1994. With permission.

Saturation Magnetostriction of Selected Materials

The tabulated parameter λ_s is related to the fractional change in length $\Delta l/l$ by $\Delta l/l = (3/2)\lambda_s(\cos^2\theta - 1/3)$, where θ is the angle of rotation.

Material	$\lambda_s \times 10^6$
Iron	-7
Fe - 3.2% Si	+9
Nickel	-33
Cobalt	-62
45 Permalloy, 45% Ni - 55% Fe	+27
Permalloy, 82% Ni - 18% Fe	0
Permendur, 49% Co - 49% Fe - 2% V	+70
Alfer, 87% Fe - 13% Al	+30
Magnetite, Fe_3O_4	+40
Cobalt ferrite, CoFe_2O_4	-110
SmFe_2	-1560
TbFe_2	+1753
$\text{Tb}_{0.3}\text{Dy}_{0.7}\text{Fe}_{1.93}$ (Terfenol D)	+2000
$\text{Fe}_{66}\text{Co}_{18}\text{B}_{15}\text{Si}$ (amorphous)	+35
$\text{Co}_{72}\text{Fe}_3\text{B}_6\text{A}_{13}$ (amorphous)	0

Reference

McCurrie, R.A., *Structure and Properties of Ferromagnetic Materials*, Academic Press, London, 1994, p. 91; additional data provided by A. E. Clark, Adelphi, MD.

Properties of Various Permanent Magnetic Materials (Hard)

B_r is the remanence

H_c is the flux coercivity

H_i is the intrinsic coercivity

$(BH)_{\max}$ is the maximum energy product

T_c is the Curie temperature

T_{\max} is the maximum operating temperature

Composition	B_r/T	$H_c/10^3 \text{ A m}^{-1}$	$H_i/10^3 \text{ A m}^{-1}$	$(BH)_{\max}/\text{kJ m}^{-3}$	$T_c/^\circ\text{C}$	$T_{\max}/^\circ\text{C}$
Alnico1 20Ni;12Al;5Co	0.72		35	25		
Alnico2 17Ni;10Al;12.5Co;6Cu	0.72		40-50	13-14		
Alnico3 24-30Ni;12-14Al;0-3Cu	0.5-0.6		40-54	10		
Alnico4 21-28Ni;11-13Al;3-5Co;2-4Cu	0.55-0.75		36-56	11-12		
Alnico5 14Ni;8Al;24Co;3Cu	1.25	53	54	40	850	520
Alnico6 16Ni;8Al;24Co;3Cu;2Ti	1.05		75	52		
Alnico8 15Ni;7Al;35Co;4Cu;5Ti	0.83	1.6	160	45		
Alnico9 15Ni;7Al;35Co;4Cu;5Ti	1.10	1.45	1.45	75	850	520
Alnico12 13.5Ni;8Al;24.5Co;2Nb	1.20		64	76.8		
$\text{BaFe}_{12}\text{O}_{19}$ (Ferroxdur)	0.4	1.6	192	29	450	400

Composition	B_i/T	$B_i H_c/10^3 \text{ A m}^{-1}$	$H_c/10^3 \text{ A m}^{-1}$	$(BH)_{\max}/\text{kJ m}^{-3}$	$T_c/^\circ\text{C}$	$T_{\max}/^\circ\text{C}$
SrFe ₁₂ O ₁₉	0.4	2.95	3.3	30	450	400
LaCo ₅	0.91			164	567	
CeCo ₅	0.77			117	380	
PrCo ₅	1.20			286	620	
NdCo ₅	1.22			295	637	
SmCo ₅	1.00	7.9	696	196	700	250
Sm(Co _{0.76} Fe _{0.10} Cu _{0.14}) _{6.8}	1.04	4.8	5	212	800	300
Sm(Co _{0.65} Fe _{0.28} Cu _{0.05} Zr _{0.02}) _{7.7}	1.2	10	16	264	800	300
Nd ₂ Fe ₁₄ B sintered	1.22	8.4	1120	280	300	100
Fe;52Co;14V (Vicalloy II)	1.0	42		28	700	500
Fe;24Cr;15Co;3Mo (anisotropic)	1.54	67		76	630	500
Fe;28Cr;10.5Co (Chromindur II)	0.98	32		16	630	500
Fe;23Cr;15Co;3V;2Ti	1.35	4		44	630	500
Cu;20Ni;20Fe (Cunife)	0.55	4		12	410	350
Cu;21Ni;29Fe (Cunico)	0.34	0.5		8		
Pt;23Co	0.64	4		76	480	350
Mn;29.5Al;0.5C (anisotropic)	0.61	2.16	2.4	56	300	120

References

1. McCurrie, R. A., *Structure and Properties of Ferromagnetic Materials*, Academic Press, London, 1994, p. 204.
2. Gray, D. E., Ed., *American Institute of Physics Handbook, Third Edition*, McGraw Hill, New York, 1972, p. 5–165.
3. Jiles, D., *Magnetism and Magnetic Materials*, Chapman & Hall, London, 1991.

Selected Ferrites

J_s is the saturation magnetic polarization

T_c is the Curie temperature

ΔH is the line width

Material	J_s/T	$T_c/^\circ\text{C}$	$\Delta H/\text{kA m}^{-1}$	Applications
Spinels				
$\gamma\text{-Fe}_2\text{O}_3$	0.52	575		
Fe ₃ O ₄	0.60	585		
NiFe ₂ O ₄	0.34	575	350	Microwave devices
MgFe ₂ O ₄	0.14	440	70	
NiZnFe ₂ O ₄	0.50	375	120	Transformer cores
MnFe ₂ O ₄	0.50	300	50	Microwave devices
NiCoFe ₂ O ₄	0.31	590	140	Microwave devices
NiCoAlFe ₂ O ₄	0.15	450	330	Microwave devices
NiAl _{0.35} Fe _{1.65} O ₄	0.12	430	67	Microwave devices
NiAlFe ₂ O ₄	0.05	1860	32	Microwave devices
Mg _{0.9} Mn _{0.1} Fe ₂ O ₄	0.25	290	56	Microwave devices
Ni _{0.5} Zn _{0.5} Al _{0.8} Fe _{1.2} O ₄	0.14		17	Microwave devices
CuFe ₂ O ₄	0.17	455		Electromechanical transducers
CoFe ₂ O ₄	0.53	520		
LiFe ₅ O ₈	0.39	670		Microwave devices
Garnets				
Y ₃ Fe ₅ O ₁₂	0.178	280	55	Microwave devices
Y ₃ Fe ₅ O ₁₂ (single crys.)	0.178	292	0.5	Microwave devices
(Y,Al) ₃ Fe ₅ O ₁₂	0.12	250	80	Microwave devices
(Y,Gd) ₃ Fe ₅ O ₁₂	0.06	250	150	Microwave devices
Sm ₃ Fe ₅ O ₁₂	0.170	305		Microwave devices
Eu ₃ Fe ₅ O ₁₂	0.116	293		Microwave devices
GdFe ₅ O ₁₂	0.017	291		Microwave devices
Hexagonal crystals				
BaFe ₁₂ O ₁₉	0.45	430	1.5	Permanent magnets
Ba ₃ Co ₂ Fe ₂₄ O ₄₁	0.34	470	12	Microwave devices
Ba ₂ Zn ₂ Fe ₁₂ O ₂₂	0.28	130	25	Microwave devices
Ba ₃ Co _{1.35} Zn _{0.65} Fe ₂₄ O ₄₁		390	16	Microwave devices
Ba ₂ Ni ₂ Fe ₁₂ O ₂₂	0.16	500	8	Microwave devices
SrFe ₁₂ O ₁₉	0.4	450		Permanent magnets

Reference

McCurrie, R. A., *Structure and Properties of Ferromagnetic Materials*, Academic Press, London, 1994.

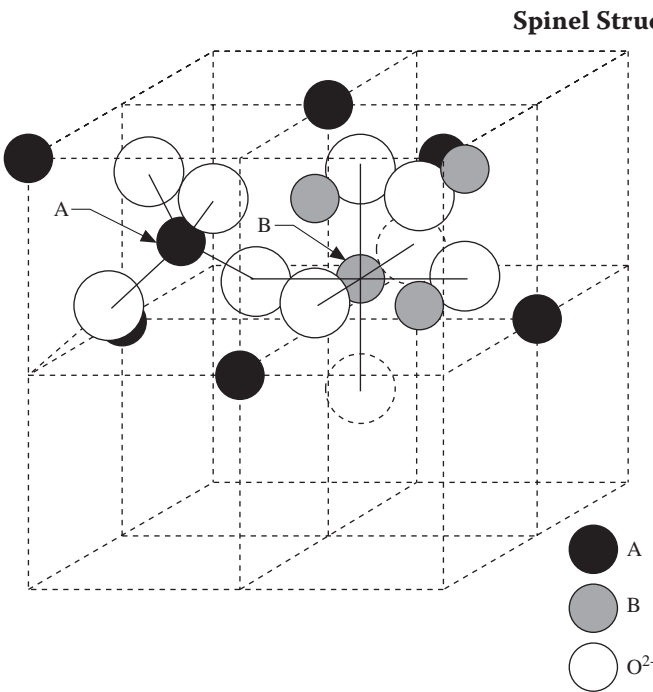


FIGURE 4. Arrangement of metal ions in the two octants A and B, showing tetrahedrally (A) and octahedrally (B) coordinated sites. (Reprinted from McCurrie, R.A., *Ferromagnetic Materials*, Academic Press, London, 1994. With permission.)

Selected Antiferromagnetic Solids
 T_N is the Néel temperature

Material	Structure	T_N/K	Material	Structure	T_N/K
Binary oxides			ZnCr ₂ O ₄	cub	15
MnO	cub(fcc)	122	ZnFe ₂ O ₄	cub	9
FeO	cub(fcc)	198	GeFe ₂ O ₄	cub	10
CoO	cub(fcc)	291	MgV ₂ O ₄	cub	45
NiO	cub(fcc)	525	MnGa ₂ O ₄	cub	33
α-Mn ₂ O ₃	cub	90	NiAs and related structures		
CuO	monocl	230	CrAs	orth	300
UO ₂	cub	30.8	CrSb	hex	705–723
Er ₂ O ₃	cub	3.4	CrSe	hex	300
Gd ₂ O ₃	cub	1.6	MnTe	hex	320–323
Perovskites			NiS	hex	263
LaCrO ₃	orth	282	CrS	monocl	460
LaMnO ₃	orth	100	Rutile and related structures		
LaFeO ₃	orth	750	CoF ₂	tetr	38
NdCrO ₃	orth	224	CrF ₂	monocl	53
NdFeO ₃	orth	760	FeF ₂	tetr	79
YbCrO ₃	orth	118	MnF ₂	tetr	67
CaMnO ₃	cub	110	NiF ₂	tetr	83
EuTiO ₃	cub	5.3	CrCl ₂	orth	20
YCrO ₃	orth	141	MnO ₂	tetr	84
BiFeO ₃	cub*	673	FeOF	tetr	315
KCoF ₃	cub	125	Corundum and related structures		
KMnF ₃	cub*	88.3	Cr ₂ O ₃	rhomb	318
KFeF ₃	cub	115	α-Fe ₂ O ₃	rhomb	948
KNiF ₃	cub	275	FeTiO ₃	rhomb	68
NaMnF ₃	cub*	60	MnTiO ₃	rhomb	41
NaNiF ₃	orth	149	CoTiO ₃	rhomb	38
RbMnF ₃	cub	82	VF₃ and related structures		
Spinel			CoF ₃	rhomb	460
Co ₃ O ₄	cub	40	CrF ₃	rhomb	80
NiCr ₂ O ₄	tetr	65			

Material	Structure	T_N/K
FeF ₃	rhomb	394
MnF ₃	monocl	43
MoF ₃	rhomb	185
<i>Miscellaneous</i>		
K ₂ NiF ₄	tetr	97
MnI ₂	hex	3.4
CoUO ₄	orth	12
CaMn ₂ O ₄	orth	225
CrN	cub*	273
CeC ₂	tetr	33
FeSn	hex	373
Mn ₂ P	hex	103

* Distorted.

References

1. Gray, D. E., Ed., *American Institute of Physics Handbook, Third Edition*, McGraw Hill, New York, 1972, p. 5–168 to 5–183.

2. Kittel, C., *Introduction to Solid State Physics, 6th Edition*, J. Wiley & Sons, New York, 1986.

3. Ashcroft, N. W., and Mermin, N. D., *Solid State Physics*, Holt, Rinehart, and Winston, New York, 1976, p. 697.

ORGANIC MAGNETS

J.S. Miller

Magnetic ordering, e.g., ferromagnetism, like superconductivity, is a property of a solid, not of an individual molecule or ion, and very rarely occurs for organic compounds. In contrast to superconductivity, where all electron spins pair to form a perfect diamagnetic material, magnetic ordering requires unpaired electron spins; hence, superconductivity and ferromagnetism are mutually exclusive.

The vast majority of organic compounds are diamagnetic (i.e., all electron spins are paired), and a relative few possess unpaired electrons (designated by an arrow, \uparrow) and are paramagnetic (PM), i.e., they are oriented in random directions. A few organic solids, however, exhibit strong magnetic behavior and magnetically order as ferromagnets (FO) with all spins aligned in the same direc-

tion. In some cases the spins align in the opposite direction and compensate to form an antiferromagnet (AF). In some cases these spins are not opposed to each other and do not compensate and lead to a canted antiferromagnet or weak ferromagnet (WF). If the number of spins that align in one direction differs from the number of spins that align in the opposite direction, the spins cannot compensate and a ferrimagnet (FI) results. Metamagnets (MM) are antiferromagnets in which all the spins become aligned like a ferromagnet in an applied magnetic field. Above the ordering or critical temperature, T_c , all magnets are paramagnets (PM). Organic magnets all possess electron spins in p -orbitals, but these may be in conjunction with metal ion-based spins.

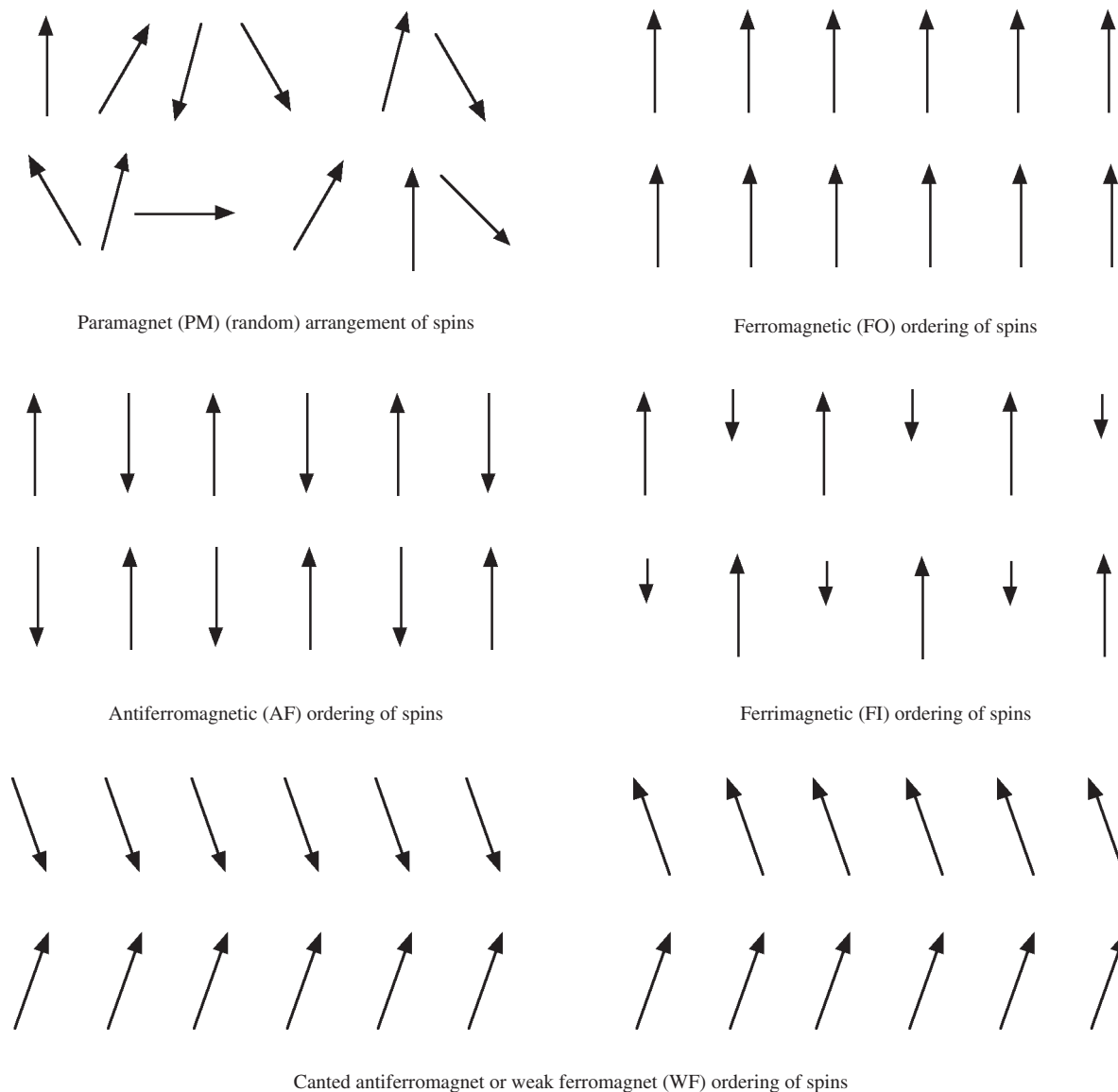


FIGURE 1. Schematic illustration of the different types of magnetic behavior.

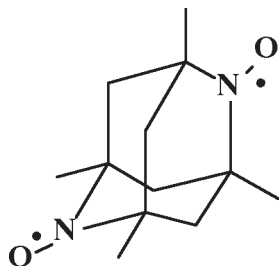
Summary of the Critical Temperature, T_c , Saturation Magnetization, M_s , Coercive Field, H_{cr} , and Remanent Magnetization, M_r , for Selected Organic-Based Magnets

Magnet	Type	T_c /K	M_s /A m ⁻¹	H_{cr} /T	M_r /A m ⁻¹
α -1,3,5,7-Tetramethyl-2,6-diazaadamantane- N,N' -doxyl	FO	1.48	48,300	<0.00001	—
β -2-(4'-Nitrophenyl)-4,4,5,5-tetramethyl-4,5-dihydro-1H-imidazol-1-oxyl-3- N -oxide	FO	0.6	22,300	0.00008	<200
{Fe ^{III} [C ₅ (CH ₃) ₅] ₂ }[TCNE]	FO	4.8	37,600	0.10	2,300
{Mn ^{III} [C ₅ (CH ₃) ₅] ₂ }[TCNE]	FO	8.8	58,200	0.12	3,700
{Cr ^{III} [C ₅ (CH ₃) ₅] ₂ }[TCNE]	FO	3.65	46,300	—	—
α -{Fe ^{III} [C ₅ (CH ₃) ₅] ₂ }[TCNQ]	MM	2.55	34,200	—	—
β -{Fe ^{III} [C ₅ (CH ₃) ₅] ₂ }[TCNQ]	FO	3.0	21,600	—	—
Tanol subarate	MM	0.38	20,700	—	—
NCC ₆ F ₄ CN ₂ S ₂	WF	35.5	45	0.00009	—
Mn ^{II} (hfac) ₂ NITC ₂ H ₅	FI	7.8	39,400	0.03	27,600
Mn ^{II} (hfac) ₂ NIT(<i>i</i> -C ₃ H ₈)	FI	7.6	42,400	<0.0005	<420
[Mn(hfac) ₂] ₃ [{ON[C ₆ H ₃ (<i>t</i> -C(CH ₃) ₃) ₂ NO] ₂]	FI	46	24,400	—	—
[MnTPP][TCNE]·2C ₆ H ₅ CH ₃	FI	13	18,400	2.4	10,300
V[TCNE] _x ·yCH ₂ Cl ₂ ($x \sim 2$; $y \sim 0.5$)	FI	~400	28,200	0.0015 - 0.006	1,650
Mn[TCNE] _x ·yCH ₂ Cl ₂ ($x \sim 2$; $y \sim 0.5$)	FI	75	52,000	0.002	270
Fe[TCNE] _x ·yCH ₂ Cl ₂ ($x \sim 2$; $y \sim 0.5$)	FI	97	46,300	0.23	3
Co[TCNE] _x ·yCH ₂ Cl ₂ ($x \sim 2$; $y \sim 0.5$)	FI	44	22,000	0.65	—

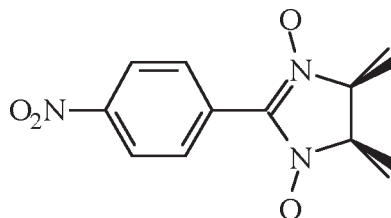
List of Symbols and Abbreviations

M_s	Saturation magnetization at 2 K
H_{cr}	Coercive Field
T_c	Critical Temperature
M_r	Remanent magnetization at 2 K
TCNE	Tetracyanoethylene
TCNQ	7,7,8,8-Tetracyano- <i>p</i> -quinodimethane

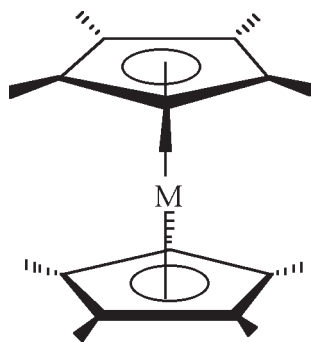
hfac	Hexafluoroacetate
NIT	Nitronyl nitroxide
FO	Ferromagnet
FI	Ferrimagnet
MM	Metamagnet
WF	Weak ferromagnet



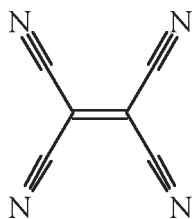
1,3,5,7-Tetramethyl-2,6-diazaadamantane- N,N' -doxyl



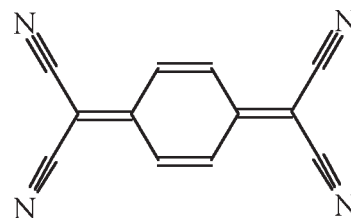
2-(4'-Nitrophenyl)-4,4,5,5-tetramethyl-4,5-dihydro-1H-imidazol-1-oxyl-3- N -oxide



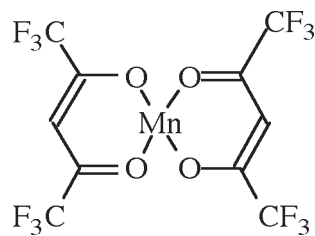
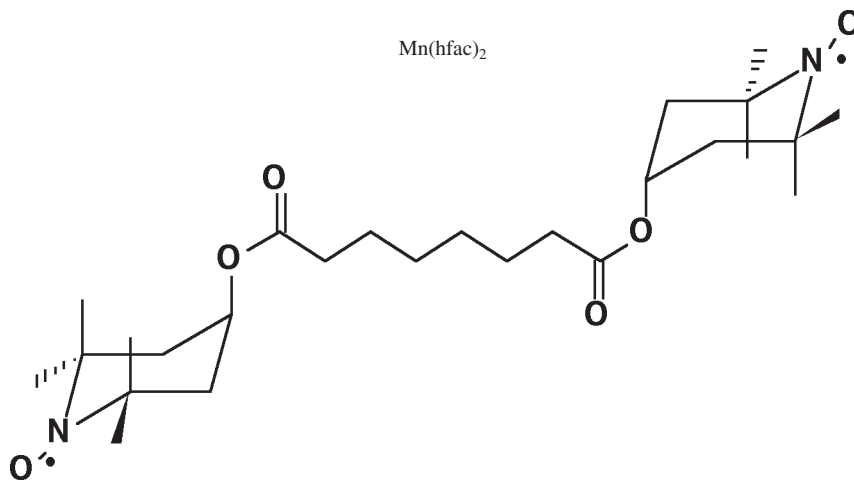
$M[C_5(CH_3)_5]_2$ ($M = Cr, Mn, Fe$)



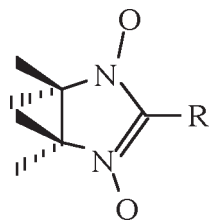
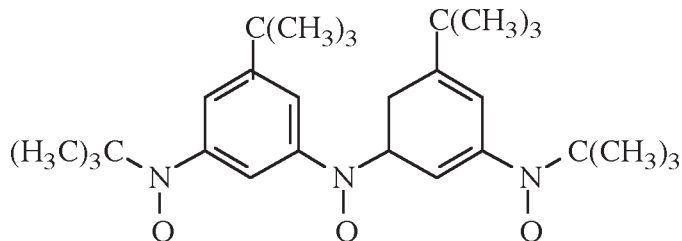
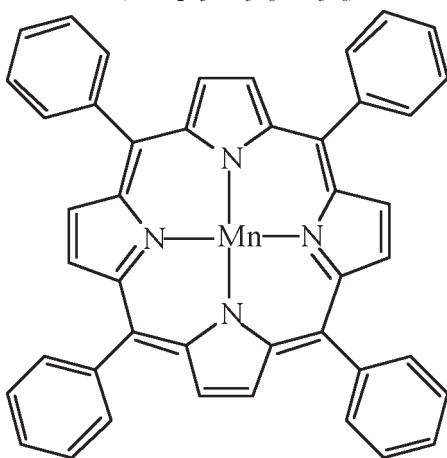
TCNE



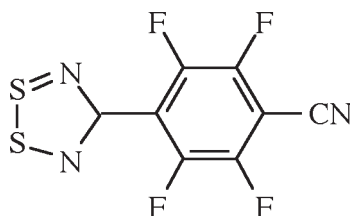
TCNQ

Mn(hfac)₂

Tanol subarate

NITR (R = C₂H₅, *i*-C₃H₈, *n*-C₃H₈){ON[C₆H₃(t-C(CH₃)₃)₂NO]₂}

MnTPP

NCC₆F₄CN₂S₂

References

1. Miller, J. S. and Epstein, A. J., *Angew. Chem. Internat. Ed.*, 33, 385, 1994.
2. Chiarelli, R., Rassat, A., Dromzee, Y., Jeannin, Y., Novak, M. A., and Tholence, J. L., *Phys. Scrip.*, T49, 706, 1993.
3. Kinoshita, M., *Jap. J. Appl. Phys.*, 33, 5718, 1994.
4. Gatteschi, D., *Adv. Mat.*, 6, 635, 1994.
5. Miller, J. S. and Epstein, A. J., *J. Chem. Soc., Chem. Commun.*, 1319, 1998.
6. Broderick, W. E., Eichorn, D. M., Lu, X., Toscano, P. J., Owens, S. M. and Hoffman, B. M., *J. Am. Chem. Soc.*, 117, 3641, 1995.
7. Banister, A. J., Bricklebank, N., Lavander, I., Rawson, J., Gregory, C. I., Tanner, B. K., Clegg, W. J., Elsegood, M. R., and Palacio, F., *Angew. Chem. Internat. Ed.*, 35, 2533, 1996.

ELECTRON INELASTIC MEAN FREE PATHS

Cedric J. Powell

The inelastic mean free path (IMFP) of electrons impinging on a solid surface is defined as the average of distances, measured along the trajectories, that electrons with a given energy travel between inelastic collisions in the substance. It is an important parameter in analyzing results from surface characterization techniques such as Auger electron spectroscopy, X-ray photoelectron spectroscopy, low-energy electron diffraction, and others. IMFPs can be measured by the elastic-peak electron spectroscopy technique and other methods, and they can be calculated from optical data. A detailed analysis of the experimental and theoretical considerations in obtaining reliable IMFP values can be found in References 4 and 5.

Table 1 below gives recommended IMFP values for 41 elemental solids in the energy range 50 eV to 30 000 eV. All values in Table 1 are taken from Reference 1. Table 2 gives IMFP values for several inorganic compounds and organic materials in the range 50 eV to

2 000 eV. The entries in Table 1 are listed by atomic number, while substances in Table 2 are listed in alphabetical order by name, with inorganic compounds preceding the organic materials. IMFP values are given in Ångström units ($1 \text{ Å} = 10^{-10} \text{ m}$).

References

1. Tanuma, S., Powell, C. J., and Penn, D. R., *Surf. Interface Anal.* (in press); doi 10.1002/sia.3522.
2. Tanuma, S., Powell, C. J., and Penn, D. R., *Surf. Interface Anal.* 17, 927, 1991.
3. Tanuma, S., Powell, C. J., and Penn, D. R., *Surf. Interface Anal.* 21, 165, 1994.
4. Powell, C. J., and Jablonski, A., *J. Phys. Chem. Ref. Data* 28, 19, 1999.
5. Powell, C. J., and Jablonski, A., *Nucl. Instr. Meth. Phys. Res. A* 601, 54, 2009.

TABLE 1. Electron Inelastic Mean Free Paths of Elemental Solids in Å (10^{-10} m)

Element	Electron Energy in eV															
	50	100	250	500	750	1000	1250	1500	1750	2000	3000	5000	10000	15000	20000	30000
Li	4.6	7.0	13.3	22.7	31.4	39.7	47.8	55.7	63.4	71.0	100.4	156.2	286.6	410.1	529.6	760.6
Be	3.5	4.3	7.2	11.7	15.9	19.9	23.8	27.6	31.2	34.9	48.8	75.3	136.7	194.7	250.6	358.4
C-graphite	4.8	4.4	6.8	10.8	14.6	18.2	21.7	25.0	28.3	31.6	44.0	67.6	122.2	173.7	223.3	318.9
C-diamond	6.9	4.7	6.4	9.9	13.2	16.4	19.4	22.4	25.3	28.1	39.0	59.6	107.3	152.1	195.3	278.4
C-glassy	5.8	6.3	10.0	16.0	21.7	27.0	32.1	37.1	42.0	46.8	65.4	100.4	181.9	258.6	332.7	475.4
Na	5.0	7.6	13.8	23.1	31.8	40.0	48.0	55.8	63.5	71.0	100.1	155.1	283.4	404.7	522.0	748.5
Mg	4.0	5.4	9.4	15.3	20.7	25.9	30.9	35.8	40.6	45.3	63.5	97.9	177.7	253.0	325.7	465.9
Al	3.5	4.6	7.9	12.7	17.1	21.3	25.4	29.4	33.3	37.2	52.0	79.9	144.8	206.0	265.1	378.8
Si	4.1	5.3	9.0	14.6	19.7	24.5	29.2	33.7	38.2	42.6	59.5	91.5	165.7	235.7	303.1	433.2
K	7.1	10.0	18.3	31.4	43.5	54.8	65.7	76.4	86.8	97.1	136.8	212.0	387.5	553.5	714.0	1024.0
Sc	4.6	4.9	7.4	11.9	16.2	20.2	24.1	27.9	31.5	35.1	49.0	75.2	135.9	193.1	248.2	354.3
Ti	4.2	4.4	6.6	10.4	14.1	17.5	20.9	24.1	27.3	30.4	42.3	64.7	116.8	165.8	213.0	303.8
V	4.6	4.7	6.7	10.3	13.8	17.1	20.3	23.4	26.4	29.4	40.7	62.1	111.7	158.3	203.1	289.3
Cr	4.5	4.4	6.4	9.9	13.2	16.3	19.4	22.3	25.2	28.0	38.8	59.2	106.4	150.7	193.4	275.6
Fe	4.3	4.6	6.7	10.2	13.5	16.7	19.7	22.7	25.7	28.5	39.5	60.1	107.8	152.7	195.8	278.8
Co	5.1	4.6	6.1	9.0	11.8	14.5	17.2	19.8	22.3	24.8	34.2	51.9	92.9	131.4	168.3	239.5
Ni	4.9	4.6	6.2	9.2	12.1	14.9	17.6	20.2	22.8	25.3	35.0	53.1	95.0	134.3	172.0	244.7
Cu	5.0	5.0	7.0	10.4	13.6	16.7	19.6	22.6	25.4	28.2	39.0	59.2	105.7	149.5	191.5	272.4
Ge	4.0	5.0	8.2	12.9	17.2	21.2	25.2	29.0	32.8	36.5	50.7	77.5	139.5	197.9	254.2	362.5
Y	5.1	5.5	8.8	14.4	19.4	24.1	28.6	33.0	37.3	41.5	57.8	88.6	159.9	227.0	291.7	416.2
Nb	5.7	5.3	7.3	11.4	15.2	18.8	22.2	25.5	28.8	31.9	44.1	67.1	120.4	170.3	218.3	310.7
Mo	5.0	4.4	6.1	9.5	12.7	15.6	18.4	21.2	23.8	26.5	36.6	55.6	99.6	141.0	180.7	257.1
Ru	4.9	4.1	5.4	8.3	11.1	13.7	16.1	18.5	20.8	23.1	31.9	48.5	86.7	122.6	157.1	223.5
Rh	4.8	4.0	5.2	7.9	10.6	13.0	15.4	17.7	19.9	22.1	30.5	46.2	82.7	117.0	149.9	213.2
Pd	4.8	4.0	5.3	8.1	10.8	13.4	15.8	18.2	20.5	22.7	31.3	47.6	85.2	120.4	154.3	219.5
Ag	6.1	4.9	5.9	8.7	11.6	14.2	16.8	19.2	21.6	24.0	33.0	50.0	89.3	126.2	161.6	229.7
In	4.7	5.4	8.0	12.3	16.5	20.6	24.4	28.1	31.8	35.3	48.9	74.5	133.8	189.5	243.1	346.3
Sn	5.8	6.4	9.2	13.8	18.4	22.8	27.0	31.1	35.1	38.9	53.8	81.8	146.5	207.3	265.8	378.2
Cs	6.3	9.3	17.4	29.3	40.3	50.8	61.0	71.0	80.7	90.2	126.8	196.1	357.6	510.4	657.9	942.8
Gd	4.1	4.6	7.4	11.8	15.7	19.5	23.2	26.8	30.3	33.7	46.9	71.6	128.8	182.6	234.4	334.1
Tb	4.1	4.3	6.5	10.2	13.7	16.9	20.1	23.2	26.2	29.2	40.6	61.9	111.3	157.8	202.5	288.6
Dy	4.5	4.6	6.8	10.6	14.1	17.5	20.8	23.9	27.0	30.0	41.7	63.5	114.0	161.5	207.2	295.1
Hf	5.5	5.5	7.5	11.3	14.9	18.2	21.5	24.6	27.7	30.7	42.3	64.2	114.4	161.5	206.7	293.8
Ta	4.9	4.5	6.1	9.2	12.1	14.8	17.4	19.9	22.4	24.8	34.2	51.7	92.2	130.0	166.5	236.4
W	5.4	4.4	5.8	8.7	11.3	13.9	16.3	18.6	20.9	23.2	31.8	48.1	85.5	120.5	154.1	218.8

Element	Electron Energy in eV															
	50	100	250	500	750	1000	1250	1500	1750	2000	3000	5000	10000	15000	20000	30000
Re	5.4	4.2	5.4	8.0	10.5	12.8	15.0	17.2	19.3	21.3	29.3	44.3	78.7	111.0	142.0	201.5
Os	5.6	4.4	5.6	8.4	10.9	13.3	15.6	17.8	20.0	22.1	30.3	45.7	81.1	114.3	146.2	207.3
Ir	5.3	4.2	5.4	8.0	10.4	12.7	15.0	17.1	19.2	21.2	29.1	43.9	78.1	110.1	140.8	199.7
Pt	5.0	4.2	5.5	8.2	10.7	13.1	15.4	17.6	19.8	21.9	30.0	45.4	80.7	113.8	145.5	206.6
Au	5.1	4.3	5.6	8.4	11.0	13.5	15.9	18.2	20.5	22.7	31.1	47.1	83.9	118.4	151.5	215.1
Bi	4.9	5.5	8.0	12.3	16.4	20.2	23.9	27.5	31.0	34.4	47.5	72.1	129.3	182.8	234.4	333.6

TABLE 2. Electron Inelastic Mean Free Paths of Other Materials in Å (10⁻¹⁰ m)

Substance	Formula	Electron Energy in eV															Ref.
		50	100	150	200	300	400	600	800	1000	1200	1400	1600	1800	2000		
Gallium phosphide	GaP	5.6	6.5	7.8	9.0	11.4	13.7	18.1	22.3	26.3	30.2	34.1	37.8	41.5	45.2	2	
Indium phosphide	InP	4.8	4.9	5.6	6.4	8.1	9.7	12.8	15.7	18.7	21.4	24.2	26.8	29.4	32.0	2	
Lead(II) sulfide	PbS	4.8	5.6	6.7	7.8	10.0	12.1	16.1	19.8	23.6	27.1	30.6	33.9	37.2	40.5	2	
Lead(II) telluride	PbTe	4.3	5.5	6.6	7.7	9.8	11.9	15.8	19.6	23.4	26.9	30.3	33.7	37.0	40.2	2	
Potassium chloride	KCl	7.5	7.8	9.3	10.9	14.2	17.3	23.2	28.7	34.0	39.2	44.2	49.1	54.0	58.8	2	
Silicon carbide	SiC	4.7	4.9	5.8	6.8	8.7	10.5	13.9	17.1	20.3	23.3	26.3	29.2	32.1	35.0	2	
Silicon dioxide (vitreous)	SiO ₂	8.0	7.7	8.8	10.0	12.6	15.2	20.0	24.7	29.3	33.7	38.0	42.2	46.4	50.5	2	
Zinc sulfide	ZnS	5.8	6.5	7.7	8.9	11.3	13.6	17.9	22.0	26.0	29.8	33.6	37.3	40.9	44.5	2	
Adenine	C ₅ H ₅ N ₅	6.4	6.6	7.8	9.2	11.8	14.4	19.2	24.1	28.6	33.1	37.4	41.6	45.8	49.9	3	
Bovine plasma albumin		7.3	7.2	8.5	9.9	12.7	15.4	20.7	25.8	30.8	35.6	40.2	44.8	49.4	53.8	3	
β-Carotene	C ₄₀ H ₅₆	6.4	7.0	8.5	10.0	13.0	15.9	21.4	26.9	32.0	37.0	41.9	46.6	51.3	56.0	3	
Deoxyribonucleic acid (DNA)		7.3	7.3	8.5	9.8	12.6	15.4	20.7	25.9	30.8	35.6	40.3	44.9	49.4	53.8	3	
1,6-Diphenyl-1,3,5-hexatriene	C ₁₈ H ₁₆	6.4	7.0	8.4	9.9	12.9	15.8	21.3	26.7	31.8	36.8	41.7	46.4	51.1	55.7	3	
Guanine	C ₅ H ₅ N ₅ O	6.2	6.2	7.2	8.4	10.8	13.1	17.5	21.8	25.9	29.9	33.8	37.6	41.4	45.1	3	
Hexacosane	C ₂₆ H ₅₄	7.0	7.6	9.2	10.9	14.1	17.2	23.2	29.2	34.7	40.1	45.4	50.6	55.7	60.7	3	
Kapton		7.0	6.8	7.9	9.2	11.7	14.2	19.0	23.7	28.2	32.5	36.7	40.9	44.9	49.0	3	
Polyacetylene		5.3	5.7	6.8	7.9	10.2	12.5	16.9	21.1	25.1	29.0	32.8	36.5	40.2	43.8	3	
Poly(butene-1-sulfone)		7.1	7.2	8.5	9.9	12.7	15.4	20.7	25.8	30.6	35.3	39.9	44.4	48.8	53.2	3	
Polyethylene		6.9	7.2	8.6	10.1	13.0	15.9	21.4	26.8	31.8	36.8	41.6	46.3	51.0	55.6	3	
Poly(methyl methacrylate)		7.8	7.9	9.3	10.8	13.9	16.9	22.7	28.3	33.7	38.8	43.9	48.9	53.8	58.6	3	
Polystyrene		6.9	7.3	8.7	10.2	13.2	16.1	21.6	27.1	32.2	37.2	42.1	46.9	51.6	56.2	3	
Poly(2-vinylpyridine)		6.9	7.3	8.7	10.3	13.3	16.2	21.8	27.3	32.5	37.5	42.4	47.3	52.0	56.7	3	

ELECTRON STOPPING POWERS

Cedric J. Powell

Numerical data are given for mass collision electron stopping powers in 41 elemental solids for energies between 100 eV and 30 keV. These stopping powers were determined with an algorithm that utilizes experimental optical data for each solid.

The stopping power for electrons and other charged particles in matter is often needed in calculations of electron transport in a medium, particularly in radiation physics and in descriptions of signal generation in analytical techniques such as electron-probe microanalysis and Auger electron spectroscopy. The stopping power is defined as the average rate at which the charged particles lose energy at any point along their trajectories. For electrons, it is customary to separate the total stopping power into two components, the collision stopping power due to inelastic-scattering events of the electrons in a medium and the radiative stopping power due to the emission of bremsstrahlung in the electric field of the atomic nucleus and atomic electrons (Ref. 1). For electron energies less than 30 keV, the radiative stopping power is less than 1% of the collision stopping power (Ref. 1), and is neglected in the numerical data given here.

Numerical data for collision and radiative stopping powers at electron energies between 10 keV and 1 GeV have been published for materials of interest in radiation physics and dosimetry (Ref. 1). Similar data can also be obtained from a website of the National Institute of Standards and Technology (Ref. 2). The collision stopping powers were calculated from the theory of Bethe (Refs. 3 and 4) and recommended values of the one material-dependent parameter, the mean excitation energy (Ref. 1). While the Bethe theory is expected to be valid for electron energies much larger than the largest K-shell binding energy of atoms in the particular material, the Bethe stopping-power equation is frequently utilized to calculate stopping powers for energies of 10 keV and above (Refs. 1

and 2). Detailed analyses of the Bethe stopping-power theory have been published (Refs. 1 and 4).

The Table below gives mass collision stopping powers for 41 elemental solids at energies between 100 eV and 30 keV (Ref. 5). The mass collision stopping power is the collision stopping power divided by the mass density of the solid. The mass collision stopping powers in the Table were determined by interpolation with a clamped cubic spline from the published data (Ref. 5), which had been calculated with an algorithm that utilizes experimental optical data for each solid. Comparisons with collision stopping powers from the Bethe stopping-power equation showed root-mean-square differences of 9.1% and 8.7% for energies of 9.897 keV and 29.733 keV, respectively (Ref. 5). This level of agreement was considered satisfactory on account of uncertainties of the algorithm and optical data used for the calculations as well as uncertainties of the mean excitation energies used with the Bethe equation. The mass collision stopping powers in the Table are given in units of MeV cm²/g for a range of relativistic kinetic energies, T . The elemental solids are listed in order of atomic number.

References

1. *Stopping Powers for Electrons and Positrons*, ICRU Report 37 (International Commission on Radiation Units and Measurements, Bethesda, MD, 1984).
2. Berger, M. J., Coursey, J. S., Zucker, M. A., and Chang, J., *Stopping-Power and Range Tables for Electrons, Positrons, and Helium Ions*, Version 1.2.3, (<http://www.nist.gov/pml/data/star/index.cfm>), 2005.
3. Bethe, H., *Ann. Physik* 5, 325, 1930.
4. Inokuti, M., *Rev. Mod. Phys.* 43, 297, 1971.
5. Shinotsuka, H., Tanuma, S., Powell, C. J., and Penn, D. R., *Nucl. Instr. Methods Phys. Res. B* 270, 75, 2012.

Values of Mass Collision Electron Stopping Powers in MeV cm²/g for the Indicated Elemental Solids and Relativistic Electron Kinetic Energies T in eV

	100	200	300	400	500	1000	1500	2000	3000	4000	5000	10000	15000	20000	30000
Li	336.6	263.5	233.4	207.0	185.3	122.0	92.2	74.7	55.0	44.1	37.0	21.3	15.4	12.2	8.86
Be	342.2	257.8	210.0	183.5	165.7	113.5	87.4	71.6	53.3	42.9	36.2	21.0	15.2	12.1	8.82
C-glassy	251.3	218.8	183.9	158.4	139.8	92.5	73.9	62.4	48.1	39.4	33.6	20.0	14.7	11.8	8.60
C-graphite	343.5	296.1	246.2	210.6	184.6	118.9	92.1	76.2	57.5	46.7	39.5	23.2	16.9	13.5	9.84
C-diamond	262.2	249.6	212.4	183.6	162.0	106.1	83.0	69.0	52.4	42.7	36.2	21.4	15.6	12.5	9.12
Na	161.5	160.4	153.7	143.3	132.6	94.4	73.5	60.7	45.7	37.1	31.5	19.0	14.0	11.3	8.30
Mg	203.8	175.9	165.9	154.5	143.2	103.5	81.6	67.8	51.3	41.7	35.4	21.3	15.7	12.6	9.32
Al	187.6	142.8	127.1	118.1	110.7	83.8	67.5	56.7	43.4	35.5	30.2	18.2	13.5	10.9	8.08
Si	199.4	148.9	125.7	115.9	109.2	84.8	68.6	57.8	44.3	36.3	30.9	18.6	13.8	11.1	8.23
K	189.9	156.2	127.5	108.8	95.8	64.1	52.4	45.2	35.8	29.8	25.7	15.7	11.7	9.42	7.01
Sc	204.5	204.0	171.7	148.1	130.7	85.4	66.0	55.5	43.2	35.8	30.7	18.7	13.8	11.1	8.20
Ti	147.7	153.7	132.6	116.2	103.6	69.3	53.8	45.2	35.5	29.7	25.6	15.8	11.7	9.46	7.01
V	101.1	119.0	112.1	102.0	92.8	64.5	50.6	42.5	33.5	28.2	24.4	15.2	11.3	9.15	6.79
Cr	97.4	104.1	96.9	88.5	81.0	57.4	45.3	38.1	30.1	25.5	22.3	14.0	10.5	8.51	6.34
Fe	80.4	86.2	83.7	78.7	73.7	54.8	43.9	37.0	28.9	24.4	21.3	13.6	10.2	8.31	6.20
Co	82.0	97.7	96.4	90.8	84.7	62.3	49.5	41.5	32.1	26.8	23.3	14.7	11.0	8.96	6.67
Ni	77.4	90.3	91.5	87.6	82.7	62.2	49.9	42.0	32.5	27.0	23.5	14.9	11.2	9.13	6.82
Cu	68.1	76.4	76.5	73.9	70.7	55.5	45.3	38.5	30.0	25.0	21.8	13.9	10.5	8.60	6.43
Ge	90.4	79.3	73.7	69.8	66.5	53.6	44.7	38.4	30.2	25.1	21.7	13.8	10.5	8.55	6.41
Y	117.2	106.8	88.0	75.6	67.1	48.4	40.5	35.2	28.2	23.7	20.5	12.8	9.66	7.92	5.97

	100	200	300	400	500	1000	1500	2000	3000	4000	5000	10000	15000	20000	30000
Nb	70.8	86.3	75.1	65.5	58.5	41.5	34.8	30.5	24.8	21.1	18.4	11.7	8.84	7.27	5.51
Mo	74.1	87.1	76.2	66.5	59.2	41.5	34.8	30.6	25.0	21.3	18.6	11.8	8.95	7.36	5.57
Ru	68.9	83.9	76.6	67.6	60.4	41.6	34.1	29.9	24.5	21.0	18.4	11.7	8.88	7.28	5.52
Rh	70.1	87.0	82.0	72.9	65.3	44.9	36.3	31.7	25.9	22.1	19.4	12.4	9.35	7.66	5.80
Pd	69.8	88.2	82.8	73.3	65.5	44.6	35.7	30.9	25.3	21.6	19.0	12.2	9.19	7.53	5.70
Ag	66.9	94.9	95.5	87.0	78.7	54.7	44.3	38.5	31.1	26.2	22.8	14.3	10.7	8.71	6.54
In	62.6	74.7	75.4	69.7	63.4	43.7	34.7	29.5	23.9	20.5	18.1	11.7	8.88	7.27	5.50
Sn	56.3	68.5	71.5	67.5	62.0	43.3	34.4	29.2	23.5	20.2	17.8	11.6	8.79	7.20	5.44
Cs	80.3	63.5	59.6	58.1	54.1	37.8	29.8	25.1	19.8	16.9	14.9	9.90	7.60	6.26	4.74
Gd	72.2	66.5	58.9	53.4	49.8	37.8	30.7	26.2	20.6	17.3	15.0	10.0	7.74	6.42	4.89
Tb	85.4	85.3	75.1	67.2	61.5	45.1	36.3	30.7	24.0	20.0	17.3	11.2	8.58	7.07	5.35
Dy	75.7	78.4	70.3	63.6	58.6	43.9	35.6	30.3	23.8	19.8	17.2	11.1	8.52	7.02	5.32
Hf	42.6	51.0	48.0	44.7	41.9	32.9	27.7	24.2	19.6	16.6	14.5	9.48	7.39	6.15	4.72
Ta	43.3	51.8	49.0	45.4	42.5	33.2	28.0	24.4	19.8	16.9	14.8	9.58	7.44	6.20	4.75
W	41.5	49.3	46.7	43.3	40.5	31.8	26.9	23.7	19.3	16.5	14.4	9.40	7.31	6.09	4.68
Re	42.3	50.5	47.7	44.0	40.9	31.7	26.8	23.5	19.2	16.4	14.4	9.35	7.27	6.06	4.65
Os	36.9	44.9	43.0	39.8	37.1	29.1	24.8	21.9	18.0	15.4	13.6	8.88	6.91	5.77	4.44
Ir	39.3	47.0	44.6	40.9	37.9	29.4	25.1	22.2	18.3	15.7	13.9	9.07	7.04	5.88	4.53
Pt	40.4	47.1	44.8	41.2	38.1	29.4	25.0	22.1	18.3	15.7	13.9	9.08	7.04	5.88	4.53
Au	41.7	52.1	49.7	45.5	41.7	31.1	26.0	22.8	18.7	16.0	14.1	9.21	7.12	5.94	4.58
Bi	47.8	56.8	56.1	51.9	47.5	34.2	28.2	24.6	20.2	17.4	15.3	10.0	7.65	6.34	4.87

ELECTRON WORK FUNCTION OF THE ELEMENTS

The electron work function Φ is a measure of the minimum energy required to extract an electron from the surface of a solid. It is defined more precisely as the energy difference between the state in which an electron has been removed to a distance from the surface of a single crystal face that is large enough that the image force is negligible but small compared to the distance to any other face (typically about 10^{-4} cm) and the state in which the electron is in the bulk solid. In general, Φ differs for each face of a mono-crystalline sample.

Since Φ is dependent on the cleanliness of the surface, measurements reported in the literature often cover a considerable range. This table contains selected values for the electron work function of the elements which may be regarded as typical values for a reasonably clean surface. The method of measurement is indicated for each value. The following abbreviations appear:

TE – Thermionic emission
 PE – Photoelectric effect
 FE – Field emission
 CPD – Contact potential difference
 polycr – Polycrystalline sample
 amorp – Amorphous sample

Values in parentheses are only approximate.

References

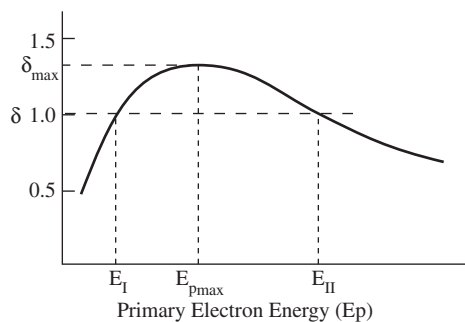
1. Hölzl, J., and Schulte, F. K., Work Functions of Metals, in *Solid Surface Physics*, Höhler, G., Ed., Springer-Verlag, Berlin, 1979.
2. Riviere, J. C., Work Function: Measurements and Results, in *Solid State Surface Science, Vol.1*, Green, M., Ed., Decker, New York, 1969.
3. Michaelson, H. B., *J. Appl. Phys.*, 48, 4729, 1977.

Element	Plane	Φ /eV	Method	Element	Plane	Φ /eV	Method	Element	Plane	Φ /eV	Method
Ag	100	4.64	PE		210	5.00	PE	Ru	polycr	4.71	PE
	110	4.52	PE	K	polycr	2.29	PE	Sb	amorp	4.55	
	111	4.74	PE	La	polycr	3.5	PE		100	4.7	
Al	100	4.20	PE	Li	polycr	2.93	FE	Sc	polycr	3.5	PE
	110	4.06	PE	Lu	polycr	(3.3)	CPD	Se	polycr	5.9	PE
	111	4.26	PE	Mg	polycr	3.66	PE	Si	n	4.85	CPD
As	polycr	(3.75)	PE	Mn	polycr	4.1	PE		p 100	(4.91)	CPD
Au	100	5.47	PE	Mo	100	4.53	PE		p 111	4.60	PE
	110	5.37	PE		110	4.95	PE	Sm	polycr	2.7	PE
	111	5.31	PE		111	4.55	PE	Sn	polycr	4.42	CPD
B	polycr	(4.45)	TH		112	4.36	PE	Sr	polycr	(2.59)	TH
Ba	polycr	2.52	TH		114	4.50	PE	Ta	polycr	4.25	TH
Be	polycr	4.98	PE		332	4.55	PE		100	4.15	TH
Bi	polycr	4.34	PE	Na	polycr	2.36	PE		110	4.80	TH
C	polycr	(5.0)	CPD	Nb	001	4.02	TH		111	4.00	TH
Ca	polycr	2.87	PE		110	4.87	TH	Tb	polycr	3.0	PE
Cd	polycr	4.08	CPD		111	4.36	TH	Te	polycr	4.95	PE
Ce	polycr	2.9	PE		112	4.63	TH	Th	polycr	3.4	TH
Co	polycr	5.0	PE		113	4.29	TH	Ti	polycr	4.33	PE
Cr	polycr	4.5	PE		116	3.95	TH	Tl	polycr	(3.84)	CPD
Cs	polycr	1.95	PE		310	4.18	TH	U	polycr	3.63	PE
Cu	100	5.10	FE	Nd	polycr	3.2	PE		100	3.73	PE
	110	4.48	PE	Ni	100	5.22	PE		110	3.90	PE
	111	4.94	PE		110	5.04	PE		113	3.67	PE
	112	4.53	PE		111	5.35	PE	V	polycr	4.3	PE
Eu	polycr	2.5	PE	Os	polycr	5.93	PE	W	polycr	4.55	CPD
Fe	100	4.67	PE	Pb	polycr	4.25	PE		100	4.63	FE
	111	4.81	PE	Pd	polycr	5.22	PE		110	5.22	FE
Ga	polycr	4.32	PE		111	5.6	PE		111	4.45	FE
Gd	polycr	2.90	CPD	Pt	polycr	5.64	PE		113	4.46	FE
Ge	polycr	5.0	CPD		110	5.84	FE		116	4.32	TH
Hf	polycr	3.9	PE		111	5.93	FE	Y	polycr	3.1	PE
Hg	liquid	4.475	PE		320	5.22	FE	Zn	polycr	3.63	PE
In	polycr	4.09	PE		331	5.12	FE		polycr	(4.9)	CPD
Ir	100	5.67	PE	Rb	polycr	2.261	PE	Zr	polycr	4.05	PE
	110	5.42	PE	Re	polycr	4.72	TE				
	111	5.76	PE	Rh	polycr	4.98	PE				

SECONDARY ELECTRON EMISSION

The secondary emission yield, or secondary emission ratio, δ , is the average number of secondary electrons emitted from a bombarded material for every incident primary electron. It is a function of the primary electron energy E_p . The maximum yield δ_{\max} corresponds to a primary electron energy $E_{p\max}$ (see figure). The two primary electron energies corresponding to a yield of unity are denoted by the first and second crossovers (E_I and E_{II}). An

insulating target, or a conducting target that is electrically floating, will charge positively or negatively depending on the primary electron energy. For $E_I < E_p < E_{II}$, $\delta > 1$ and the surface charges positively provided there is a collector present that is positive with respect to the target. For $E_p < E_I$ or $E_p > E_{II}$, $\delta < 1$, and the surface charges negatively with respect to the potential of the source of primary electrons.



Element	δ_{\max}	$E_{p\max}$ (eV)	E_I (eV)	E_{II} (eV)
Ag	1.5	800	200	>2000
Al	1.0	300	300	300
Au	1.4	800	150	>2000
B	1.2	150	50	600
Ba	0.8	400	None	None
Bi	1.2	550	None	None
Be	0.5	200	None	None
C (diamond)	2.8	750	None	>5000
C (graphite)	1.0	300	300	300
C (soot)	0.45	500	None	None
Cd	1.1	450	300	700
Co	1.2	600	200	None
Cs	0.7	400	None	None
Cu	1.3	600	200	1500
Fe	1.3	400	120	1400
Ga	1.55	500	75	None
Ge	1.15	500	150	900
Hg	1.3	600	350	>1200
K	0.7	200	None	None

Element	δ_{\max}	$E_{p\max}$ (eV)	E_I (eV)	E_{II} (eV)
Li	0.5	85	None	None
Mg	0.95	300	None	None
Mo	1.25	375	150	1200
Na	0.82	300	None	None
Nb	1.2	375	150	1050
Ni	1.3	550	150	>1500
Pb	1.1	500	250	1000
Pd	>1.3	>250	120	None
Pt	1.8	700	350	3000
Rb	0.9	350	None	None
Sb	1.3	600	250	2000
Si	1.1	250	125	500
Sn	1.35	500	None	None
Ta	1.3	600	250	>2000
Th	1.1	800	None	None
Ti	0.9	280	None	None
Tl	1.7	650	70	>1500
W	1.4	650	250	>1500
Zr	1.1	350	None	None

Compound	δ_{\max}	$E_{p\max}$ (eV)
Alkali halides		
CsCl	6.5	
KBr (crystal)	14	1800
KCl (crystal)	12	1600
KCl (layer)	7.5	1200
KI (crystal)	10	1600
KI (layer)	5.6	
LiF (crystal)	8.5	
LiF (layer)	5.6	700
NaBr (crystal)	24	1800
NaBr (layer)	6.3	
NaCl (crystal)	14	1200
NaCl (layer)	6.8	600
NaF (crystal)	14	1200
NaF (layer)	5.7	
NaI (crystal)	19	1300
NaI (layer)	5.5	
RbCl (layer)	5.8	
Oxides		
Ag ₂ O	1.0	
Al ₂ O ₃ (layer)	2–9	
BaO (layer)	2.3–4.8	400
BeO	3.4	2000

Compound	δ_{\max}	$E_{p\max}$ (eV)
CaO	2.2	500
Cu ₂ O	1.2	400
MgO (crystal)	20–25	1500
MgO (layer)	3–15	400–1500
MoO ₂	1.2	
SiO ₂ (quartz)	2.1–4	400
SnO ₂	3.2	640
Sulfides		
MoS ₂	1.1	
PbS	1.2	500
WS ₂	1.0	
ZnS	1.8	350
Others		
BaF ₂ (layer)	4.5	
CaF ₂ (layer)	3.2	
BiCs ₃	6	1000
BiCs	1.9	1000
GeCs	7	700
Rb ₃ Sb	7.1	450
SbCs ₃	6	700
Mica	2.4	350
Glasses	2–3	300–450

OPTICAL PROPERTIES OF SELECTED ELEMENTS

J. H. Weaver and H. P. R. Frederikse

These tables list the index of refraction n , the extinction coefficient k , and the normal incidence reflection R ($\phi = 0$) as a function of photon energy E , which is expressed in electron volts (eV). To convert the energy in eV to the wavelength in μm , use $\lambda = 1.2398/E$. To compute the dielectric function $\tilde{\epsilon} = \epsilon_1 + i\epsilon_2$ from the complex index of refraction $\tilde{N} = n + ik$, use $\epsilon_1 = n^2 - k^2$ and $\epsilon_2 = 2nk$.

The optical constants in these tables are abridged from three more extensive tabulations:

- *Optical Properties of Metals* (OPM), Volumes I and II, *Physics Data*, Nr. 18-1 and 18-2, J. H. Weaver, C. Krafka, D. W. Lynch, and E. E. Koch, Fachinformationzentrum, Karlsruhe, Germany.
- *Handbook of Optical Constants* (HOC), Vol. I, 1985, and Vol. II, 1991. E. D. Palik, Ed., Academic Press, Inc., London.
- *American Institute of Physics Handbook* (AIPH), 3rd Edition, D. E. Gray, Ed., McGraw-Hill, New York, 1972.

The first two of these major sources provide detailed comparisons of all optical data available in the literature at the time of the compilation. For critical applications the reader should refer to the original work. References for individual metals and semiconduc-

tors are listed at the end of the tables. Generally, tabulated values for the optical properties are accurate to better than 10%. Data in parentheses are extrapolated or interpolated values. For most elements the spectral range covered is from the far infrared (0.010 or 0.10 eV) to the far ultraviolet (10, 30 or 300 eV). The intervals between successive energies in the tables are chosen in such a way that the major spectral features are preserved.

Very small values of k are expressed in exponential notation, e.g., $1.23\text{E-}5$ means 1.23×10^{-5} .

The following table is convenient for associating the energy entries in these tables with the corresponding wavelengths:

λ	E/eV	λ	E/eV
1 mm	0.00124	6000 Å	2.066
500 μm	0.00248	5000 Å	2.480
100 μm	0.01240	4000 Å	3.100
50 μm	0.02480	3000 Å	4.133
10 μm	0.12398	2000 Å	6.199
5 μm	0.24797	1000 Å	12.398
1 μm	1.240	400 Å	30.996

Energy (eV)	n	k	$R(\phi = 0)$	Energy (eV)	n	k	$R(\phi = 0)$	Energy (eV)	n	k	$R(\phi = 0)$
<i>Aluminum'</i>				2.200	1.018	6.846	0.9200	14.400	0.058	0.327	0.8102
0.040	98.595	203.701	0.9923	2.400	0.826	6.283	0.9228	14.600	0.067	0.273	0.7802
0.050	74.997	172.199	0.9915	2.600	0.695	5.800	0.9238	14.800	0.086	0.211	0.7202
0.060	62.852	150.799	0.9906	2.800	0.598	5.385	0.9242	15.000	0.125	0.153	0.6119
0.070	53.790	135.500	0.9899	3.000	0.523	5.024	0.9241	15.200	0.178	0.108	0.4903
0.080	45.784	123.734	0.9895	3.200	0.460	4.708	0.9243	15.400	0.234	0.184	0.3881
0.090	39.651	114.102	0.9892	3.400	0.407	4.426	0.9245	15.600	0.280	0.073	0.3182
0.100	34.464	105.600	0.9889	3.600	0.363	4.174	0.9246	15.800	0.318	0.065	0.2694
0.125	24.965	89.250	0.9884	3.800	0.326	3.946	0.9247	16.000	0.351	0.060	0.2326
0.150	18.572	76.960	0.9882	4.000	0.294	3.740	0.9248	16.200	0.380	0.055	0.2031
0.175	14.274	66.930	0.9879	4.200	0.267	3.552	0.9248	16.400	0.407	0.050	0.1789
0.200	11.733	59.370	0.9873	4.400	0.244	3.380	0.9249	16.750	0.448	0.045	0.1460
0.250	8.586	48.235	0.9858	4.600	0.223	3.222	0.9249	17.000	0.474	0.042	0.1278
0.300	6.759	40.960	0.9844	4.800	0.205	3.076	0.9249	17.250	0.498	0.040	0.1129
0.350	5.438	35.599	0.9834	5.000	0.190	2.942	0.9244	17.500	0.520	0.038	0.1005
0.400	4.454	31.485	0.9826	6.000	0.130	2.391	0.9257	17.750	0.540	0.036	0.0899
0.500	3.072	25.581	0.9817	6.500	0.110	2.173	0.9260	18.000	0.558	0.035	0.0809
0.600	2.273	21.403	0.9806	7.000	0.095	1.983	0.9262	18.500	0.591	0.032	0.0664
0.700	1.770	18.328	0.9794	7.500	0.082	1.814	0.9265	19.000	0.620	0.030	0.0554
0.800	1.444	15.955	0.9778	8.000	0.072	1.663	0.9269	19.500	0.646	0.028	0.0467
0.900	1.264	14.021	0.9749	8.500	0.063	1.527	0.9272	20.000	0.668	0.027	0.0398
1.000	1.212	12.464	0.9697	9.000	0.056	1.402	0.9277	20.500	0.689	0.025	0.0342
1.100	1.201	11.181	0.9630	9.500	0.049	1.286	0.9282	21.000	0.707	0.024	0.0296
1.200	1.260	10.010	0.9521	10.000	0.044	1.178	0.9286	21.500	0.724	0.023	0.0258
1.300	1.468	8.949	0.9318	10.500	0.040	1.076	0.9293	22.000	0.739	0.022	0.0226
1.400	2.237	8.212	0.8852	11.000	0.036	0.979	0.9298	22.500	0.753	0.021	0.0199
1.500	2.745	8.309	0.8678	11.500	0.033	0.883	0.9283	23.000	0.766	0.021	0.0177
1.600	2.625	8.597	0.8794	12.000	0.033	0.791	0.9224	23.500	0.778	0.020	0.0157
1.700	2.143	8.573	0.8972	12.500	0.034	0.700	0.9118	24.000	0.789	0.019	0.0140
1.800	1.741	8.205	0.9069	13.000	0.038	0.609	0.8960	24.500	0.799	0.018	0.0126
1.900	1.488	7.821	0.9116	13.500	0.041	0.517	0.8789	25.000	0.809	0.018	0.0113
2.000	1.304	7.479	0.9148	14.000	0.048	0.417	0.8486	25.500	0.817	0.017	0.0102
				14.200	0.053	0.373	0.8312	26.000	0.826	0.016	0.0092

Energy (eV)	n	k	$R(\phi = 0)$	Energy (eV)	n	k	$R(\phi = 0)$	Energy (eV)	n	k	$R(\phi = 0)$
27.000	0.840	0.015	0.0076	0.36		2.47E-05		7.30	3.376	0.473	0.303
28.000	0.854	0.014	0.0063	0.37		2.80E-05		7.40	3.335	0.515	0.300
29.000	0.865	0.014	0.0053	0.38		3.11E-05		7.50	3.321	0.533	0.299
30.000	0.876	0.013	0.0044	0.39		3.67E-05		7.60	3.306	0.592	0.300
35.000	0.915	0.010	0.0020	0.40		3.58E-05		7.80	3.276	0.659	0.300
40.000	0.940	0.008	0.0010	0.41		3.25E-05		8.00	3.251	0.712	0.300
45.000	0.957	0.007	0.0005	0.4133	2.3795		0.167	8.25	3.232	0.765	0.301
50.000	0.969	0.006	0.0003	0.42		2.94E-05		8.50	3.228	0.806	0.303
55.000	0.979	0.005	0.0001	0.43		2.87E-05		8.75	3.247	0.855	0.308
60.000	0.987	0.004	0.0000	0.44		3.14E-05		9.00	3.272	0.910	0.314
65.000	0.995	0.004	0.0000	0.45		3.62E-05		9.25	3.308	0.978	0.322
70.000	1.006	0.004	0.0000	0.46		3.22E-05		9.50	3.348	1.055	0.331
72.500	1.025	0.004	0.0002	0.47		1.57E-05		9.75	3.398	1.147	0.342
75.000	1.011	0.024	0.0002	0.48		6.17E-06		10.00	3.453	1.258	0.355
77.500	1.008	0.025	0.0002	0.4959	2.3801		0.167	10.25	3.514	1.403	0.371
80.000	1.007	0.024	0.0002	0.6199	2.3813		0.167	10.50	3.565	1.581	0.389
85.000	1.007	0.028	0.0002	0.8266	2.3837		0.167	10.75	3.600	1.813	0.411
90.000	1.005	0.031	0.0002	1.240	2.3905		0.168	11.00	3.582	2.078	0.434
95.000	0.999	0.036	0.0003	1.378	2.3934		0.169	11.25	3.507	2.380	0.460
100.000	0.991	0.030	0.0002	1.459	2.3953		0.169	11.50	3.346	2.693	0.488
110.000	0.994	0.025	0.0002	1.550	2.3975		0.169	11.75	3.090	2.986	0.518
120.000	0.991	0.024	0.0002	1.653	2.4003		0.170	12.00	2.736	3.228	0.551
130.000	0.987	0.021	0.0001	1.771	2.4036		0.170	12.20	2.383	3.354	0.580
140.000	0.989	0.016	0.0001	1.889	2.4073		0.171	12.40	1.983	3.382	0.610
150.000	0.990	0.015	0.0001	1.926	2.4084		0.171	12.60	1.532	3.265	0.641
160.000	0.989	0.014	0.0001	2.066	2.4133		0.171	12.80	1.312	2.953	0.627
170.000	0.989	0.011	0.0001	2.105	2.4147		0.172	13.00	1.223	2.722	0.604
180.000	0.990	0.010	0.0000	2.271	2.4210		0.173	13.50	1.129	2.379	0.557
190.000	0.990	0.009	0.0000	2.480	2.4299		0.174	14.00	1.070	2.178	0.526
200.000	0.991	0.007	0.0000	2.650	2.4380		0.175	14.50	1.018	2.034	0.504
220.000	0.992	0.006	0.0000	2.845		3.82E-07		15.00	0.972	1.929	0.489
240.000	0.993	0.005	0.0000	3.100	2.4627		0.178	15.50	0.917	1.845	0.482
260.000	0.993	0.004	0.0000	3.434	2.4849		0.182	16.00	0.861	1.767	0.477
280.000	0.994	0.003	0.0000	3.576	2.4955		0.183	16.50	0.805	1.692	0.474
300.000	0.995	0.002	0.0000	3.961		8.97E-07		17.00	0.753	1.619	0.471
<i>Carbon (diamond)²</i>				4.160	2.5465		0.190	17.50	0.707	1.546	0.467
0.06199	2.3741		0.166	4.511		1.29E-06		18.00	0.665	1.476	0.463
0.06888	2.3741		0.166	4.8187	2.6205	1.47E-06	0.200	18.50	0.626	1.408	0.459
0.07749	2.3745		0.166	5.00	2.6383		0.203	19.00	0.589	1.341	0.455
0.08856	2.3750		0.166	5.30		2.98E-06		19.50	0.557	1.273	0.449
0.1033	2.3757		0.166	5.35		6.45E-06		20.00	0.527	1.203	0.442
0.1240	2.3765		0.166	5.40		1.04E-05		21.00	0.487	1.052	0.413
0.1550	2.3772		0.166	5.50		3.41E-05		22.00	0.518	0.888	0.330
0.1907		3.1 E-05		5.55		5.48E-04		23.00	0.597	0.850	0.270
0.2066	2.3779	5.7 E-05	0.166	5.60	2.740	1.48E-03	0.216	24.00	0.586	0.829	0.268
0.22		1.21E-04		5.80	2.780	5.02E-03	0.222	25.00	0.562	0.787	0.265
0.23		2.36E-04		6.00	2.826	7.99E-03	0.228	26.00	0.538	0.736	0.260
0.24		3.82E-04		6.10	2.852	8.62E-03	0.231	27.00	0.516	0.679	0.252
0.25		5.21E-04		6.20	2.879	9.30E-03	0.235	28.00	0.501	0.616	0.239
0.26		2.96E-04		6.30	2.910	9.74E-03	0.239	29.00	0.494	0.552	0.221
0.27		4.39E-04		6.40	2.944	9.87E-03	0.243	30.00	0.493	0.490	0.201
0.28		2.75E-04		6.50	2.985	1.10E-02	0.248	<i>Cesium (evaporated)³</i>			
0.29		7.82E-05		6.60	3.031	1.47E-02	0.254	2.145	0.264	1.123	0.631
0.30		1.32E-04		6.70	3.085	2.20E-02	0.261	2.271	0.278	0.950	0.561
0.31	2.3787	1.30E-04	0.167	6.80	3.146	3.44E-02	0.268	2.845	0.425	0.438	0.235
0.32		1.11E-04		6.90	3.220	5.24E-02	0.277	3.064	0.540	0.320	0.127
0.33		2.99E-05		7.00	3.322	9.35E-02	0.289	3.397	0.671	0.233	0.057
0.34		1.89E-05		7.10	3.444	0.210	0.304	3.966	0.827	0.174	0.018
0.35		2.11E-05		7.15	3.464	0.307	0.308	4.889	0.916	0.143	0.007
				7.20	3.437	0.388	0.307				

Energy (eV)	n	k	$R(\phi = 0)$	Energy (eV)	n	k	$R(\phi = 0)$	Energy (eV)	n	k	$R(\phi = 0)$
Chromium^a				11.00	1.05	0.69	0.103	2.20	2.07	3.70	0.642
0.06	21.19	42.00	0.962	11.50	1.09	0.69	0.100	2.30	2.01	3.59	0.634
0.10	11.81	29.76	0.955	12.00	1.13	0.70	0.101	2.40	1.95	3.49	0.627
0.14	15.31	26.36	0.936	12.50	1.15	0.73	0.108	2.50	1.88	3.40	0.622
0.18	8.73	25.37	0.53	13.00	1.15	0.77	0.119	2.60	1.81	3.32	0.618
0.22	5.30	20.62	0.954	13.50	1.12	0.80	0.128	2.70	1.73	3.24	0.615
0.26	3.91	17.12	0.951	14.00	1.09	0.82	0.135	2.80	1.66	3.13	0.607
0.30	3.15	14.28	0.943	14.50	1.03	0.82	0.142	2.90	1.61	3.05	0.600
0.42	3.47	8.97	0.862	15.00	1.00	0.82	0.143	3.00	1.55	2.96	0.594
0.54	3.92	7.06	0.788	15.50	0.96	0.80	0.141	3.20	1.46	2.80	0.579
0.66	3.96	5.95	0.736	16.00	0.92	0.77	0.139	3.40	1.38	2.64	0.563
0.78	4.13	5.03	0.680	16.50	0.31	0.75	0.134	3.60	1.31	2.48	0.544
0.90	4.43	4.60	0.650	17.00	0.90	0.73	0.132	3.80	1.28	2.33	0.519
1.00	4.47	4.43	0.639	17.50	0.88	0.72	0.130	4.00	1.26	2.20	0.495
1.12	4.53	4.31	0.631	18.00	0.87	0.70	0.129	4.20	1.25	2.10	0.471
1.24	4.50	4.28	0.629	18.50	0.84	0.69	0.130	4.40	1.24	2.01	0.452
1.36	4.42	4.30	0.631	19.00	0.82	0.68	0.131	4.60	1.24	1.94	0.435
1.46	4.31	4.32	0.632	20.00	0.77	0.64	0.130	4.80	1.23	1.88	0.423
1.77	3.84	4.37	0.639	20.5	0.76	0.63	0.129	5.00	1.22	1.83	0.411
2.00	3.48	4.36	0.644	21.0	0.74	0.58	0.121	5.20	1.21	1.79	0.403
2.20	3.18	4.41	0.656	21.5	0.72	0.55	0.116	5.40	1.19	1.77	0.399
2.40	2.75	4.46	0.677	22.0	0.71	0.52	0.112	5.60	1.16	1.75	0.400
2.60	2.22	4.36	0.698	22.5	0.70	0.50	0.109	5.80	1.10	1.73	0.406
2.80	1.80	4.06	0.703	23.0	0.69	0.48	0.105	6.00	1.03	1.68	0.407
3.00	1.54	3.71	0.695	23.5	0.68	0.45	0.101	6.20	0.97	1.62	0.401
3.20	1.44	3.40	0.670	24.0	0.68	0.43	0.096	6.40	0.94	1.53	0.386
3.40	1.39	3.24	0.657	24.5	0.67	0.39	0.089	6.60	0.91	1.46	0.368
3.60	1.26	3.12	0.661	25.0	0.68	0.36	0.080	6.80	0.91	1.38	0.345
3.80	1.12	2.95	0.660	25.5	0.68	0.33	0.072	7.00	0.91	1.32	0.326
4.00	1.02	2.76	0.651	26.0	0.70	0.31	0.063	7.00	0.91	1.26	0.305
4.20	0.94	2.58	0.639	26.5	0.71	0.28	0.055	7.40	0.92	1.21	0.286
4.40	0.90	2.42	0.620	27.0	0.72	0.26	0.048	7.60	0.93	1.17	0.269
4.50	0.89	2.35	0.607	27.5	0.73	0.25	0.043	7.80	0.94	1.13	0.253
4.60	0.88	2.28	0.598	28.0	0.75	0.23	0.037	8.00	0.95	1.09	0.239
4.70	0.86	2.21	0.586	29.0	0.77	0.22	0.032	Cobalt, single crystal, $\vec{E} \perp \vec{c}^s$			
4.80	0.86	2.13	0.572	30.0	0.78	0.21	0.030	0.10	5.83	32.36	0.979
4.90	0.86	2.07	0.557	Cobalt, single crystal, $\vec{E} \parallel \vec{c}^s$				0.15	4.24	21.37	0.965
5.00	0.85	2.01	0.542	0.10	6.71	37.87	0.982	0.20	3.87	15.53	0.042
5.10	0.86	1.94	0.523	0.15	4.66	25.47	0.973	0.30	4.34	10.01	0.865
5.20	0.87	1.87	0.503	0.20	3.55	18.78	0.962	0.40	4.66	7.39	0.785
5.40	0.93	1.80	0.466	0.25	3.98	14.59	0.933	0.50	5.17	5.75	0.709
5.60	0.95	1.74	0.443	0.30	4.04	12.16	0.907	0.60	5.77	5.17	0.682
5.80	0.97	1.74	0.437	0.40	4.24	9.13	0.847	0.70	6.15	5.20	0.685
6.00	0.94	1.73	0.444	0.50	4.41	7.19	0.782	0.80	6.08	5.61	0.702
6.20	0.89	1.69	0.446	0.60	4.91	6.13	0.729	0.90	5.57	5.93	0.715
6.40	0.85	1.66	0.447	0.70	5.24	5.85	0.713	1.00	4.83	5.94	0.721
6.60	0.80	1.59	0.444	0.80	5.17	5.89	0.716	1.10	4.31	5.60	0.711
6.80	0.75	1.51	0.439	0.90	4.94	5.95	0.720	1.20	4.02	5.34	0.701
7.00	0.74	1.45	0.425	1.00	4.46	5.86	0.722	1.30	3.78	5.16	0.694
7.20	0.71	1.39	0.414	1.10	4.07	5.61	0.715	1.40	3.55	5.05	0.692
7.40	0.69	1.33	0.404	1.20	3.81	5.36	0.706	1.50	3.26	4.93	0.692
7.60	0.66	1.23	0.378	1.30	3.60	5.20	0.701	1.60	3.03	4.74	0.687
7.80	0.67	1.15	0.347	1.40	3.37	5.09	0.701	1.70	2.83	4.60	0.684
8.00	0.68	1.07	0.315	1.50	3.10	4.96	0.701	1.80	2.61	4.45	0.683
8.20	0.71	1.00	0.278	1.60	2.84	4.77	0.697	1.90	2.41	4.27	0.677
8.50	0.74	0.92	0.235	1.70	2.66	4.57	0.690	2.00	2.25	4.09	0.670
9.0	0.83	0.81	0.170	1.80	2.45	4.41	0.687	2.10	2.13	3.89	0.659
9.50	0.92	0.74	0.132	1.90	2.31	4.18	0.675	2.20	2.04	3.72	0.646
10.00	0.98	0.73	0.120	2.00	2.21	4.00	0.664	2.30	1.99	3.56	0.632
10.50	1.01	0.72	0.112	2.10	2.13	3.85	0.654	2.40	1.95	3.44	0.620

Energy (eV)	<i>n</i>	<i>k</i>	<i>R</i> ($\phi = 0$)	Energy (eV)	<i>n</i>	<i>k</i>	<i>R</i> ($\phi = 0$)	Energy (eV)	<i>n</i>	<i>k</i>	<i>R</i> ($\phi = 0$)
2.50	1.90	3.34	0.611	5.60	1.18	1.74	0.391	58.00	0.96	0.11	0.004
2.60	1.86	3.26	0.605	5.80	1.10	1.67	0.389	59.00	0.97	0.11	0.003
2.70	1.79	3.19	0.602	6.00	1.04	1.59	0.380	60.00	0.97	0.11	0.003
2.80	1.72	3.11	0.596	6.50	0.96	1.37	0.329	61.00	0.97	0.11	0.003
2.90	1.66	3.03	0.591	7.00	0.97	1.20	0.271	62.00	0.97	0.11	0.003
3.00	1.60	2.94	0.586	7.50	1.00	1.09	0.230	63.00	0.96	0.10	0.003
3.20	1.50	2.78	0.571	8.00	1.03	1.03	0.206	64.00	0.96	0.10	0.003
3.40	1.42	2.62	0.553	8.50	1.03	0.98	0.189	65.00	0.97	0.10	0.003
3.60	1.36	2.47	0.533	9.00	1.03	0.92	0.171	66.00	0.97	0.10	0.003
3.80	1.33	2.33	0.511	9.50	1.03	0.87	0.154	67.00	0.97	0.09	0.003
4.00	1.31	2.21	0.488	10.00	1.04	0.82	0.139	68.00	0.97	0.09	0.002
4.20	1.28	2.12	0.471	11.00	1.07	0.75	0.118	69.00	0.97	0.09	0.002
4.40	1.27	2.03	0.452	12.00	1.09	0.73	0.111	70.00	0.97	0.09	0.002
4.60	1.26	1.95	0.435	13.00	1.08	0.72	0.109	75.00	0.98	0.09	0.002
4.80	1.25	1.90	0.423	14.00	1.06	0.72	0.111	80.00	0.98	0.09	0.002
5.00	1.24	1.84	0.411	14.50	1.03	0.72	0.111	85.00	0.97	0.09	0.002
5.20	1.22	1.80	0.403	15.00	1.01	0.71	0.111	90.00	0.96	0.08	0.002
5.40	1.21	1.78	0.399	15.50	0.98	0.69	0.109	<i>Gallium (liquid)</i> ⁷			
5.60	1.17	1.76	0.400	16.00	0.95	0.67	0.106	1.425	2.40	9.20	0.900
5.80	1.11	1.74	0.406	17.00	0.91	0.62	0.097	1.550	2.09	8.50	0.898
6.00	1.04	1.69	0.407	18.00	0.89	0.56	0.084	1.771	1.65	7.60	0.898
6.20	0.98	1.62	0.401	19.00	0.88	0.51	0.071	2.066	1.25	6.60	0.897
6.40	0.94	1.54	0.386	20.00	0.88	0.45	0.059	2.480	0.89	5.60	0.898
6.60	0.92	1.46	0.368	21.00	0.90	0.41	0.048	3.100	0.59	4.50	0.896
6.80	0.91	1.38	0.345	22.00	0.92	0.38	0.040	<i>Germanium, single crystal</i> ⁸			
7.00	0.91	1.32	0.326	23.00	0.94	0.37	0.035	0.01240	(4.0065)	3.00E-03	0.361
7.20	0.91	1.26	0.305	24.00	0.96	0.37	0.035	0.01364	4.0063	2.40E-03	0.361
7.40	0.92	1.21	0.285	25.00	0.96	0.40	0.040	0.01488	(4.0060)	1.70E-03	0.361
7.60	0.93	1.17	0.269	26.00	0.92	0.40	0.044	0.01612	(4.0060)	1.55E-03	0.361
7.80	0.94	1.13	0.253	27.00	0.88	0.38	0.043	0.01736	(4.0060)	1.50E-03	0.361
<i>Copper</i> ⁶				28.00	0.86	0.35	0.039	0.01860		1.50E-03	
0.10	29.69	71.57	0.980	29.00	0.85	0.30	0.032	0.01984		1.60E-03	
0.50	1.71	17.63	0.979	30.00	0.86	0.26	0.025	0.02108		1.60E-03	
1.00	0.44	8.48	0.976	31.00	0.88	0.24	0.020	0.02232		1.55E-03	
1.50	0.26	5.26	0.965	32.00	0.89	0.22	0.017	0.02356		1.53E-03	
1.70	0.22	4.43	0.958	33.00	0.90	0.21	0.015	0.02480		1.50E-03	
1.75	0.21	4.25	0.956	34.00	0.91	0.20	0.014	0.02604		1.25E-03	
1.80	0.21	4.04	0.952	35.00	0.92	0.20	0.013	0.02728		8.50E-04	
1.85	0.22	3.85	0.947	36.00	0.92	0.19	0.012	0.02852		6.50E-04	
1.90	0.21	3.67	0.943	37.00	0.92	0.19	0.011	0.02976		7.00E-04	
2.00	0.27	3.24	0.910	38.00	0.93	0.18	0.010	0.03100	3.9827	8.50E-04	0.358
2.10	0.47	2.81	0.814	39.00	0.93	0.17	0.009	0.03224		1.55E-03	
2.20	0.83	2.60	0.673	40.00	0.93	0.17	0.009	0.03348		2.75E-03	
2.30	1.04	2.59	0.618	41.00	0.94	0.16	0.008	0.03472		3.55E-03	
2.40	1.12	2.60	0.602	42.00	0.94	0.16	0.007	0.03596	(3.9900)	3.05E-03	0.359
2.60	1.15	2.50	0.577	43.00	0.94	0.15	0.007	0.03720		2.75E-03	
2.80	1.17	2.36	0.545	44.00	0.95	0.15	0.007	0.03844		2.70E-03	
3.00	1.18	2.21	0.509	45.00	0.95	0.15	0.006	0.03968	(3.9930)	2.90E-03	0.359
3.20	1.23	2.07	0.468	46.00	0.95	0.15	0.006	0.04092		2.95E-03	
3.40	1.27	1.95	0.434	47.00	0.95	0.14	0.006	0.04215		3.20E-03	
3.60	1.31	1.87	0.407	48.00	0.95	0.14	0.006	0.04339		6.30E-03	
3.80	1.34	1.81	0.387	49.00	0.95	0.14	0.005	0.04463		3.40E-03	
4.00	1.34	1.72	0.364	50.00	0.95	0.13	0.005	0.04587	(3.9955)	2.50E-03	0.360
4.20	1.42	1.64	0.336	51.00	0.95	0.13	0.005	0.04711		2.10E-03	
4.40	1.49	1.64	0.329	52.00	0.95	0.13	0.005	0.04835		2.00E-03	
4.60	1.52	1.67	0.334	53.00	0.96	0.12	0.004	0.04959		8.00E-04	
4.80	1.53	1.71	0.345	54.00	0.96	0.12	0.004	0.05083		1.40E-03	
5.00	1.47	1.78	0.366	55.00	0.96	0.12	0.004	0.05207		1.35E-03	
5.20	1.38	1.80	0.380	56.00	0.96	0.11	0.004	0.05331		1.10E-03	
5.40	1.28	1.78	0.389	57.00	0.96	0.11	0.004	0.05455		8.00E-04	

Energy (eV)	<i>n</i>	<i>k</i>	<i>R</i> ($\phi = 0$)	Energy (eV)	<i>n</i>	<i>k</i>	<i>R</i> ($\phi = 0$)	Energy (eV)	<i>n</i>	<i>k</i>	<i>R</i> ($\phi = 0$)
0.05579		6.00E-04		3.7	3.958	2.863	0.517	2.20	0.24	2.54	0.880
0.05703		9.0 E-04		3.8	3.936	2.986	0.527	2.40	0.50	1.86	0.647
0.05827		6.5 E-04		3.9	3.920	3.137	0.539	2.50	0.82	1.59	0.438
0.05951		4.6 E-04		4.0	3.905	3.336	0.556	2.60	1.24	1.54	0.331
0.06075		4.0 E-04		4.1	3.869	3.614	0.579	2.70	1.43	1.72	0.356
0.06199	3.9992	3.98E-04	0.360	4.2	3.745	4.009	0.612	2.80	1.46	1.77	0.368
0.06323		4.0 E-04		4.3	3.338	4.507	0.659	2.90	1.50	1.79	0.368
0.06447		4.3 E-04		4.4	2.516	4.669	0.705	3.00	1.54	1.80	0.369
0.06571		4.4 E-04		4.5	1.953	4.297	0.713	3.10	1.54	1.81	0.371
0.06695	(4.0000)	4.3 E-04	0.360	4.6	1.720	3.960	0.702	3.20	1.54	1.80	0.368
0.06819		3.1 E-04		4.7	1.586	3.709	0.690	3.30	1.55	1.78	0.362
0.06943		3.3 E-04		4.8	1.498	3.509	0.677	3.40	1.56	1.76	0.356
0.07067		3.8 E-04		4.9	1.435	3.342	0.664	3.50	1.58	1.73	0.349
0.07191		3.3 E-04		5.0	1.394	3.197	0.650	3.60	1.62	1.73	0.346
0.07315		2.5 E-04		5.1	1.370	3.073	0.636	3.70	1.64	1.75	0.351
0.07439		1.9 E-04		5.2	1.364	2.973	0.622	3.80	1.63	1.79	0.360
0.07514		1.58E-04		5.3	1.371	2.897	0.609	3.90	1.59	1.81	0.366
0.07749	4.0009	9.55E-05	0.360	5.4	1.383	2.854	0.600	4.00	1.55	1.81	0.369
0.07999	4.0011	1.71E-04	0.360	5.5	1.380	2.842	0.598	4.10	1.51	1.79	0.368
0.08266	4.0013	9.78E-05	0.360	5.6	1.360	2.846	0.602	4.20	1.48	1.78	0.367
0.08551	4.0015	5.77E-05	0.360	5.7	1.293	2.163	0.479	4.30	1.45	1.77	0.368
0.08920		3.98E-05		5.8	1.209	2.873	0.632	4.40	1.41	1.76	0.370
0.09460		4.59E-05		5.9	1.108	2.813	0.641	4.50	1.35	1.74	0.370
0.09840		3.51E-05		6.0	1.30	2.34	0.517	4.60	1.30	1.69	0.364
0.1	4.0063	3.70E-05	0.361	6.5	1.10	2.05	0.489	4.70	1.27	1.64	0.354
0.2	4.0108		0.361	7.0	1.00	1.80	0.448	4.80	1.25	1.59	0.344
0.3	4.0246		0.362	7.5		1.60		4.90	1.23	1.54	0.332
0.4	4.0429		0.364	8.0	0.92	1.40	0.348	5.00	1.22	1.49	0.319
0.5	(4.074)		0.367	8.5	0.92	1.20	0.282	5.20	1.21	1.40	0.295
0.6	(4.104)	6.58E-07	0.370	9.0	0.92	1.14	0.262	5.40	1.21	1.33	0.275
0.7	4.180	1.27E-04	0.377	9.5		1.00		5.60	1.21	1.27	0.256
0.8	4.275	5.67E-03	0.385	10.0	0.93	0.86	0.167	5.80	1.21	1.20	0.236
0.9	4.285	7.45E-02	0.386	20.0		0.237		6.00	1.22	1.14	0.218
1.0	4.325	8.09E-02	0.390	22.0		0.179		6.20	1.24	1.09	0.203
1.1	4.385	0.103	0.395	24.0		0.144		6.40	1.25	1.05	0.190
1.2	4.420	0.123	0.398	26.0		0.110		6.60	1.27	1.01	0.177
1.3	4.495	0.167	0.405	28.0		0.0747		6.80	1.30	0.97	0.167
1.4	4.560	0.190	0.411	30.0		0.1020		7.00	1.34	0.95	0.162
1.5	4.635	0.298	0.418	32.0		0.0999		7.20	1.36	0.95	0.161
1.6	4.763	0.345	0.428	34.0		0.0856		7.40	1.38	0.96	0.164
1.7	4.897	0.401	0.439	36.0		0.0740		7.60	1.38	0.98	0.169
1.8	5.067	0.500	0.453	38.0		0.0651		7.80	1.35	0.99	0.171
1.9	5.380	0.540	0.475	40.0		0.0604		8.00	1.31	0.96	0.165
2.0	5.588	0.933	0.495	<i>Gold, electropolished, Au (110)⁹</i>				8.20	1.30	0.92	0.155
2.1	5.748	1.634	0.523	0.10	8.17	82.83	0.995	8.40	1.30	0.89	0.147
2.2	5.283	2.049	0.516	0.20	2.13	41.73	0.995	8.60	1.31	0.88	0.144
2.3	5.062	2.318	0.519	0.30	0.99	27.82	0.995	8.80	1.31	0.86	0.140
2.4	4.610	2.455	0.508	0.40	0.59	20.83	0.995	9.00	1.30	0.83	0.133
2.5	4.340	2.384	0.492	0.50	0.39	16.61	0.994	9.20	1.31	0.81	0.126
2.6	4.180	2.309	0.480	0.60	0.28	13.78	0.994	9.40	1.33	0.78	0.122
2.7	4.082	2.240	0.471	0.70	0.22	11.75	0.994	9.60	1.36	0.78	0.121
2.8	4.035	2.181	0.464	0.80	0.18	10.21	0.993	9.80	1.37	0.79	0.124
2.9	4.037	2.140	0.461	0.90	0.15	9.01	0.993	10.00	1.37	0.80	0.126
3.0	4.082	2.145	0.463	1.00	0.13	8.03	0.992	10.20	1.36	0.80	0.127
3.1	4.141	2.215	0.471	1.20	0.10	6.54	0.991	10.40	1.35	0.80	0.125
3.2	4.157	2.340	0.482	1.40	0.08	5.44	0.989	10.60	1.34	0.79	0.123
3.3	4.128	2.469	0.490	1.60	0.08	4.56	0.986	10.80	1.34	0.77	0.120
3.4	4.070	2.579	0.497	1.80	0.09	3.82	0.979	11.00	1.34	0.76	0.116
3.5	4.020	2.667	0.502	2.00	0.13	3.16	0.953	11.20	1.34	0.74	0.113
3.6	3.985	2.759	0.509	2.10	0.18	2.84	0.925	11.40	1.35	0.73	0.111

Energy (eV)	<i>n</i>	<i>k</i>	<i>R</i> ($\phi = 0$)	Energy (eV)	<i>n</i>	<i>k</i>	<i>R</i> ($\phi = 0$)	Energy (eV)	<i>n</i>	<i>k</i>	<i>R</i> ($\phi = 0$)
11.60	1.36	0.72	0.109	1.10	4.28	3.08	0.547	9.20	1.50	1.10	0.201
11.80	1.38	0.71	0.108	1.20	4.08	3.10	0.544	9.40	1.48	1.14	0.211
12.00	1.39	0.71	0.109	1.30	3.87	3.04	0.536	9.60	1.46	1.18	0.222
12.40	1.44	0.73	0.115	1.40	3.72	2.95	0.525	9.80	1.41	1.21	0.230
12.80	1.45	0.79	0.127	1.50	3.60	2.85	0.514	10.00	1.36	1.22	0.235
13.20	1.42	0.84	0.137	1.60	3.52	2.73	0.500	10.20	1.32	1.22	0.238
13.60	1.37	0.86	0.140	1.70	3.52	2.61	0.488	10.40	1.28	1.22	0.240
14.00	1.33	0.86	0.140	1.80	3.57	2.56	0.485	10.60	1.24	1.21	0.241
14.40	1.29	0.86	0.139	1.90	3.63	2.59	0.489	10.80	1.20	1.20	0.242
14.80	1.26	0.84	0.135	2.00	3.65	2.67	0.498	11.00	1.16	1.19	0.242
15.20	1.24	0.83	0.132	2.10	3.64	2.81	0.511	11.20	1.13	1.17	0.241
15.60	1.22	0.81	0.127	2.20	3.53	2.99	0.526	11.40	1.10	1.16	0.241
16.00	1.21	0.79	0.123	2.30	3.34	3.09	0.534	11.60	1.07	1.14	0.239
16.40	1.20	0.78	0.119	2.40	3.15	3.11	0.537	11.80	1.04	1.12	0.238
16.80	1.19	0.76	0.116	2.50	2.99	3.13	0.540	12.00	1.02	1.10	0.236
17.20	1.19	0.75	0.114	2.60	2.83	3.12	0.542	12.40	0.96	1.06	0.232
17.60	1.19	0.74	0.111	2.70	2.68	3.10	0.542	12.80	0.92	1.01	0.225
18.00	1.19	0.74	0.109	2.80	2.54	3.08	0.543	13.20	0.88	0.96	0.218
18.40	1.19	0.73	0.109	2.90	2.40	3.04	0.544	13.60	0.84	0.90	0.205
18.80	1.20	0.74	0.110	3.00	2.27	3.00	0.544	14.00	0.83	0.83	0.186
19.20	1.21	0.76	0.116	3.10	2.14	2.95	0.544	14.40	0.83	0.80	0.172
19.60	1.21	0.80	0.125	3.20	2.00	2.89	0.544	14.80	0.81	0.76	0.167
20.00	1.18	0.83	0.133	3.30	1.87	2.79	0.538	15.20	0.79	0.70	0.153
20.40	1.14	0.85	0.141	3.40	1.78	2.68	0.528	15.60	0.79	0.64	0.132
20.80	1.10	0.87	0.149	3.50	1.71	2.58	0.517	16.00	0.83	0.60	0.111
21.20	1.05	0.88	0.156	3.60	1.66	2.48	0.503	16.40	0.81	0.60	0.114
21.60	1.00	0.88	0.162	3.70	1.63	2.40	0.491	16.80	0.79	0.55	0.105
22.00	0.94	0.86	0.164	3.80	1.60	2.33	0.481	17.20	0.79	0.50	0.089
22.40	0.89	0.83	0.163	3.90	1.56	2.27	0.473	17.60	0.80	0.46	0.077
22.80	0.85	0.79	0.157	4.00	1.52	2.21	0.466	18.00	0.81	0.42	0.064
23.20	0.82	0.75	0.149	4.10	1.48	2.14	0.455	18.40	0.84	0.38	0.051
23.60	0.80	0.70	0.138	4.20	1.45	2.07	0.442	18.80	0.87	0.34	0.040
24.00	0.80	0.66	0.125	4.30	1.43	2.01	0.431	19.00	0.89	0.33	0.036
24.40	0.80	0.62	0.113	4.40	1.41	1.95	0.420	19.60	0.93	0.32	0.030
24.80	0.80	0.58	0.101	4.50	1.39	1.89	0.407	20.00	0.94	0.31	0.027
25.20	0.82	0.56	0.090	4.60	1.39	1.83	0.394	20.60	0.97	0.30	0.023
25.60	0.83	0.54	0.084	4.70	1.39	1.79	0.382	21.00	0.99	0.29	0.022
26.00	0.84	0.52	0.079	4.80	1.38	1.75	0.373	21.60	1.01	0.28	0.020
26.40	0.85	0.51	0.074	4.90	1.38	1.71	0.364	22.00	1.03	0.28	0.020
26.80	0.85	0.50	0.071	5.00	1.37	1.68	0.356	22.60	1.06	0.28	0.020
27.20	0.86	0.49	0.068	5.20	1.36	1.61	0.341	23.00	1.07	0.28	0.021
27.60	0.86	0.49	0.065	5.40	1.35	1.55	0.324	23.60	1.09	0.29	0.022
28.00	0.87	0.48	0.063	5.60	1.35	1.51	0.314	24.00	1.09	0.30	0.023
28.40	0.88	0.48	0.062	5.80	1.32	1.48	0.308	24.60	1.10	0.31	0.024
28.80	0.88	0.48	0.062	6.00	1.28	1.41	0.295	<i>Hafnium, single crystal, $\vec{E} \perp \hat{c}^{10}$</i>			
29.20	0.88	0.48	0.062	6.20	1.26	1.35	0.278	0.52	2.25	4.65	0.723
29.60	0.87	0.48	0.064	6.40	1.26	1.28	0.258	0.56	2.34	3.66	0.623
30.00	0.86	0.48	0.064	6.60	1.27	1.22	0.240	0.60	2.84	2.89	0.512
<i>Hafnium, single crystal, $\vec{E} \parallel \hat{c}^{10}$</i>				6.80	1.28	1.16	0.224	0.66	3.71	2.35	0.469
0.52	1.48	4.11	0.747	7.00	1.31	1.13	0.212	0.70	4.26	2.21	0.482
0.56	1.84	3.29	0.615	7.20	1.33	1.10	0.204	0.76	4.97	2.33	0.521
0.60	2.34	2.62	0.486	7.40	1.34	1.07	0.197	0.80	5.41	2.62	0.554
0.66	3.21	2.13	0.428	7.60	1.36	1.05	0.191	0.86	5.46	3.36	0.593
0.70	3.70	2.03	0.441	7.80	1.37	1.02	0.183	0.90	5.22	3.62	0.601
0.76	4.31	2.10	0.476	8.00	1.40	1.01	0.179	0.95	4.95	3.72	0.602
0.80	4.61	2.31	0.504	8.20	1.43	1.01	0.178	1.00	4.76	3.76	0.602
0.86	4.71	2.70	0.533	8.40	1.45	1.01	0.180	1.10	4.43	3.80	0.601
0.90	4.64	2.85	0.541	8.60	1.47	1.02	0.183	1.20	4.07	3.74	0.594
0.95	4.54	2.96	0.545	8.80	1.48	1.04	0.186	1.30	3.79	3.55	0.578
1.00	4.45	3.00	0.545	9.00	1.49	1.07	0.193	1.40	3.61	3.36	0.561

Solids

Energy (eV)	<i>n</i>	<i>k</i>	<i>R</i> ($\phi = 0$)	Energy (eV)	<i>n</i>	<i>k</i>	<i>R</i> ($\phi = 0$)	Energy (eV)	<i>n</i>	<i>k</i>	<i>R</i> ($\phi = 0$)
1.50	3.55	3.13	0.540	10.00	1.32	1.21	0.230	1.60	2.68	5.08	0.728
1.60	3.58	3.01	0.529	10.20	1.27	1.21	0.234	1.70	2.69	4.92	0.716
1.70	3.63	2.98	0.526	10.40	1.23	1.20	0.235	1.80	2.64	4.81	0.710
1.80	3.66	3.02	0.530	10.60	1.19	1.20	0.237	1.90	2.57	4.68	0.704
1.90	3.63	3.14	0.541	10.80	1.15	1.19	0.237	2.00	2.50	4.57	0.699
2.00	3.51	3.26	0.551	11.00	1.12	1.17	0.237	2.10	2.40	4.48	0.697
2.10	3.35	3.33	0.558	11.20	1.08	1.16	0.237	2.20	2.29	4.38	0.695
2.20	3.18	3.36	0.563	11.40	1.05	1.14	0.236	2.30	2.18	4.26	0.692
2.30	2.99	3.39	0.568	11.60	1.03	1.12	0.235	2.40	2.07	4.14	0.689
2.40	2.78	3.35	0.569	11.80	1.00	1.10	0.233	2.50	1.98	4.00	0.682
2.50	2.65	3.26	0.562	12.00	0.97	1.08	0.231	2.60	1.91	3.86	0.673
2.60	2.54	3.22	0.560	12.40	0.92	1.04	0.226	2.70	1.85	3.73	0.665
2.70	2.42	3.17	0.559	12.80	0.88	0.99	0.219	2.80	1.81	3.61	0.655
2.80	2.31	3.13	0.558	13.20	0.83	0.94	0.211	2.90	1.77	3.51	0.646
2.90	2.20	3.08	0.558	13.60	0.80	0.88	0.196	3.00	1.73	3.43	0.640
3.00	2.08	3.05	0.561	14.00	0.79	0.81	0.177	3.20	1.62	3.26	0.629
3.10	1.94	2.98	0.560	14.40	0.80	0.77	0.160	3.40	1.53	3.05	0.610
3.20	1.83	2.88	0.555	14.80	0.77	0.73	0.154	3.60	1.52	2.81	0.573
3.30	1.74	2.78	0.547	15.20	0.76	0.68	0.140	3.80	1.61	2.69	0.541
3.40	1.68	2.69	0.538	15.60	0.76	0.61	0.119	4.00	1.64	2.68	0.535
3.50	1.62	2.61	0.529	16.00	0.81	0.58	0.099	4.20	1.58	2.71	0.549
3.60	1.57	2.52	0.519	16.40	0.78	0.57	0.102	4.40	1.45	2.68	0.561
3.70	1.53	2.45	0.510	16.80	0.77	0.53	0.092	4.60	1.31	2.60	0.567
3.80	1.49	2.38	0.501	17.20	0.77	0.48	0.077	4.80	1.18	2.49	0.570
3.90	1.45	2.32	0.493	17.60	0.79	0.44	0.065	5.00	1.10	2.35	0.559
4.00	1.41	2.25	0.484	18.00	0.80	0.39	0.053	5.20	1.04	2.22	0.543
4.10	1.38	2.18	0.474	18.40	0.82	0.36	0.041	5.40	1.00	2.09	0.522
4.20	1.35	2.11	0.462	18.80	0.86	0.33	0.032	5.60	0.98	1.98	0.499
4.30	1.33	2.05	0.451	19.00	0.88	0.32	0.030	5.80	0.96	1.86	0.474
4.40	1.31	1.99	0.438	19.60	0.91	0.31	0.025	6.00	0.95	1.78	0.454
4.50	1.30	1.93	0.427	20.00	0.93	0.30	0.023	6.20	0.94	1.68	0.427
4.60	1.29	1.88	0.415	20.60	0.96	0.29	0.021	6.40	0.94	1.59	0.401
4.70	1.28	1.82	0.402	21.00	0.97	0.29	0.020	6.60	0.94	1.50	0.375
4.80	1.28	1.77	0.389	21.60	1.00	0.28	0.019	6.80	0.95	1.42	0.345
4.90	1.27	1.73	0.379	22.00	1.01	0.28	0.019	7.00	0.97	1.34	0.318
5.00	1.27	1.69	0.367	22.60	1.03	0.27	0.018	7.20	0.99	1.27	0.290
5.20	1.27	1.62	0.349	23.00	1.05	0.28	0.019	7.40	1.02	1.20	0.262
5.40	1.27	1.57	0.335	23.60	1.06	0.28	0.020	7.60	1.03	1.14	0.241
5.60	1.26	1.52	0.322	24.00	1.07	0.29	0.021	7.80	1.08	1.06	0.208
5.80	1.24	1.48	0.313	24.60	1.09	0.30	0.022	8.00	1.13	1.03	0.191
6.00	1.21	1.42	0.302	<i>Iridium^{II}</i>				8.20	1.18	1.00	0.179
6.20	1.19	1.36	0.285	0.10	28.49	60.62	0.975	8.40	1.22	0.98	0.171
6.40	1.18	1.29	0.265	0.15	15.32	45.15	0.973	8.60	1.26	0.96	0.164
6.60	1.19	1.22	0.244	0.20	9.69	35.34	0.972	8.80	1.29	0.95	0.160
6.80	1.21	1.18	0.230	0.25	6.86	28.84	0.969	9.00	1.33	0.94	0.157
7.00	1.22	1.14	0.217	0.30	5.16	24.25	0.967	9.20	1.36	0.95	0.159
7.20	1.23	1.10	0.206	0.35	4.11	20.79	0.964	9.40	1.39	0.95	0.161
7.40	1.26	1.06	0.194	0.40	3.42	18.06	0.960	9.60	1.42	0.97	0.163
7.60	1.28	1.04	0.187	0.45	3.05	15.82	0.954	9.80	1.44	0.99	0.169
7.80	1.30	1.02	0.180	0.50	2.98	14.06	0.944	10.00	1.45	1.01	0.175
8.00	1.33	1.00	0.174	0.60	2.79	11.58	0.925	10.20	1.45	1.04	0.182
8.20	1.35	0.99	0.173	0.70	2.93	9.78	0.895	10.40	1.44	1.07	0.187
8.40	1.38	0.99	0.173	0.80	3.14	8.61	0.862	10.60	1.43	1.09	0.193
8.60	1.40	1.00	0.174	0.90	3.19	7.88	0.840	10.80	1.41	1.12	0.200
8.80	1.42	1.02	0.178	1.00	3.15	7.31	0.822	11.00	1.38	1.13	0.206
9.00	1.43	1.04	0.184	1.10	3.04	6.84	0.808	11.20	1.34	1.14	0.208
9.20	1.45	1.08	0.193	1.20	2.96	6.41	0.791	11.40	1.31	1.13	0.208
9.40	1.43	1.12	0.204	1.30	2.85	6.07	0.779	11.60	1.28	1.12	0.206
9.60	1.40	1.16	0.214	1.40	2.72	5.74	0.767	11.80	1.25	1.10	0.203
9.80	1.37	1.19	0.223	1.50	2.65	5.39	0.750	12.00	1.24	1.08	0.199

Energy (eV)	<i>n</i>	<i>k</i>	<i>R</i> ($\phi = 0$)	Energy (eV)	<i>n</i>	<i>k</i>	<i>R</i> ($\phi = 0$)	Energy (eV)	<i>n</i>	<i>k</i>	<i>R</i> ($\phi = 0$)
12.40	1.21	1.05	0.191	1.20	3.24	4.26	0.641	9.50	0.90	1.02	0.226
12.80	1.19	1.01	0.181	1.30	3.16	4.07	0.626	9.67	0.90	1.00	0.221
13.20	1.18	0.98	0.173	1.40	3.12	3.87	0.609	9.83	0.89	0.99	0.218
13.60	1.17	0.95	0.165	1.50	3.05	3.77	0.601	10.00	0.88	0.97	0.213
14.00	1.16	0.91	0.155	1.60	3.00	3.60	0.585	10.17	0.87	0.94	0.203
14.40	1.17	0.88	0.147	1.70	2.98	3.52	0.577	10.33	0.87	0.91	0.196
14.80	1.18	0.87	0.142	1.80	2.92	3.46	0.573	10.50	0.87	0.89	0.189
15.20	1.19	0.84	0.136	1.90	2.89	3.37	0.563	10.67	0.88	0.87	0.179
15.60	1.20	0.83	0.133	2.00	2.85	3.36	0.563	10.83	0.89	0.85	0.170
16.00	1.21	0.83	0.131	2.10	2.80	3.34	0.562	11.00	0.91	0.83	0.162
16.40	1.23	0.82	0.129	2.20	2.74	3.33	0.563	11.17	0.92	0.83	0.159
16.80	1.25	0.82	0.127	2.30	2.65	3.34	0.567	11.33	0.93	0.84	0.159
17.20	1.28	0.83	0.131	2.40	2.56	3.31	0.567	11.50	0.93	0.84	0.160
17.60	1.30	0.87	0.140	2.50	2.46	3.31	0.570	11.67	0.93	0.84	0.162
18.00	1.30	0.93	0.154	2.60	2.34	3.30	0.576	11.83	0.92	0.84	0.163
18.40	1.27	0.97	0.166	2.70	2.23	3.25	0.575	12.00	0.91	0.84	0.163
18.80	1.24	1.00	0.176	2.80	2.12	3.23	0.580	12.17	0.90	0.84	0.165
19.20	1.20	1.03	0.187	2.90	2.01	3.17	0.580	12.33	0.89	0.83	0.164
19.60	1.15	1.05	0.197	3.00	1.88	3.12	0.583	12.50	0.88	0.83	0.165
20.00	1.10	1.06	0.205	3.10	1.78	3.04	0.580	12.67	0.87	0.82	0.166
20.50	1.04	1.05	0.210	3.20	1.70	2.96	0.576	12.83	0.86	0.81	0.166
21.00	0.99	1.04	0.215	3.30	1.62	2.87	0.572	13.00	0.85	0.80	0.162
21.50	0.94	1.02	0.220	3.40	1.55	2.79	0.565	13.17	0.84	0.79	0.161
22.00	0.89	1.00	0.222	3.50	1.50	2.70	0.556	13.33	0.84	0.78	0.160
22.50	0.84	0.99	0.228	3.60	1.47	2.63	0.548	13.50	0.83	0.77	0.159
23.00	0.79	0.96	0.232	3.70	1.43	2.56	0.542	13.67	0.82	0.76	0.157
23.50	0.76	0.92	0.228	3.83	1.38	2.49	0.534	13.83	0.81	0.75	0.154
24.00	0.73	0.87	0.223	4.00	1.30	2.39	0.527	14.00	0.81	0.73	0.151
24.50	0.70	0.83	0.218	4.17	1.26	2.27	0.510	14.17	0.80	0.72	0.149
25.00	0.69	0.79	0.209	4.33	1.23	2.18	0.494	14.33	0.80	0.71	0.146
25.50	0.68	0.76	0.200	4.50	1.20	2.10	0.482	14.50	0.79	0.69	0.144
26.00	0.67	0.72	0.192	4.67	1.16	2.02	0.470	14.67	0.79	0.69	0.141
26.50	0.67	0.69	0.181	4.83	1.14	1.93	0.451	14.83	0.78	0.67	0.138
27.00	0.66	0.66	0.174	5.00	1.14	1.87	0.435	15.00	0.78	0.66	0.135
27.50	0.66	0.63	0.166	5.17	1.12	1.81	0.425	15.17	0.78	0.65	0.131
28.00	0.66	0.61	0.158	5.33	1.11	1.75	0.408	15.33	0.78	0.64	0.238
28.50	0.66	0.59	0.151	5.50	1.09	1.71	0.401	15.50	0.77	0.63	0.126
29.00	0.65	0.57	0.148	5.67	1.09	1.65	0.383	15.67	0.77	0.62	0.123
29.50	0.64	0.55	0.145	5.83	1.10	1.61	0.373	15.83	0.77	0.61	0.119
30.00	0.64	0.53	0.140	6.00	1.09	1.59	0.366	16.00	0.77	0.60	0.116
32.00	0.62	0.44	0.119	6.17	1.08	1.57	0.365	16.17	0.78	0.58	0.112
34.00	0.64	0.35	0.091	6.33	1.04	1.55	0.365	16.33	0.78	0.58	0.110
36.00	0.69	0.27	0.059	6.50	1.02	1.51	0.358	16.50	0.78	0.57	0.107
38.00	0.73	0.24	0.044	6.67	1.00	1.47	0.351	16.67	0.77	0.56	0.106
40.00	0.76	0.22	0.034	6.83	0.97	1.43	0.346	16.83	0.78	0.55	0.103
				7.00	0.96	1.39	0.333	17.00	0.78	0.55	0.102
				7.17	0.94	1.35	0.327	17.17	0.78	0.54	0.100
				7.33	0.94	1.30	0.311	17.33	0.78	0.54	0.098
				7.50	0.94	1.26	0.298	17.50	0.77	0.53	0.097
				7.67	0.94	1.23	0.288	17.67	0.77	0.52	0.095
				7.83	0.94	1.21	0.279	17.83	0.78	0.51	0.092
				8.00	0.94	1.18	0.272	18.00	0.78	0.51	0.091
				8.17	0.94	1.16	0.265	18.17	0.78	0.51	0.090
				8.33	0.94	1.14	0.258	18.33	0.78	0.50	0.089
				8.50	0.94	1.12	0.251	18.50	0.77	0.50	0.089
				8.67	0.94	1.10	0.246	18.67	0.77	0.50	0.088
				8.83	0.92	1.08	0.240	18.83	0.77	0.49	0.087
				9.00	0.93	1.07	0.236	19.00	0.77	0.49	0.087
				9.17	0.92	1.06	0.233	19.17	0.76	0.49	0.088
				9.33	0.91	1.04	0.231	19.33	0.76	0.48	0.087
<i>Iron</i> ⁵											
0.10	6.41	33.07	0.978								
0.15	6.26	22.82	0.956								
0.20	3.68	18.23	0.958								
0.26	4.98	13.68	0.911								
0.30	4.87	12.05	0.892								
0.36	4.68	10.44	0.867								
0.40	4.42	9.75	0.858								
0.50	4.14	8.02	0.817								
0.60	3.93	6.95	0.783								
0.70	3.78	6.17	0.752								
0.80	3.65	5.60	0.725								
0.90	3.52	5.16	0.700								
1.00	3.43	4.79	0.678								
1.10	3.33	4.52	0.660								

Energy (eV)	n	k	$R(\phi = 0)$
19.50	0.75	0.47	0.086
19.67	0.75	0.47	0.085
19.83	0.75	0.46	0.084
20.00	0.74	0.45	0.083
20.17	0.74	0.44	0.081
20.33	0.74	0.44	0.081
20.50	0.74	0.42	0.080
20.67	0.73	0.43	0.079
20.83	0.73	0.42	0.078
21.00	0.73	0.41	0.077
21.17	0.72	0.40	0.076
21.33	0.72	0.39	0.074
21.50	0.72	0.38	0.073
21.67	0.72	0.38	0.071
21.83	0.72	0.37	0.070
22.00	0.72	0.36	0.068
22.17	0.71	0.35	0.067
22.33	0.72	0.34	0.064
22.50	0.72	0.34	0.063
22.67	0.72	0.33	0.062
22.83	0.72	0.32	0.059
23.00	0.72	0.31	0.058
23.17	0.72	0.30	0.056
23.33	0.72	0.29	0.054
23.50	0.73	0.28	0.050
23.67	0.73	0.28	0.049
23.83	0.74	0.27	0.047
24.00	0.74	0.27	0.045
24.17	0.74	0.26	0.044
24.33	0.74	0.26	0.043
24.50	0.74	0.25	0.042
24.67	0.75	0.25	0.040
24.83	0.75	0.24	0.039
25.00	0.75	0.24	0.038
26.00	0.76	0.21	0.031
27.00	0.78	0.18	0.026
28.00	0.79	0.16	0.021
29.00	0.81	0.14	0.017
30.00	0.82	0.13	0.014
<i>Lithium</i> ¹²			
0.14	0.659	38.0	0.998
0.54	0.661	12.6	0.984
0.75	0.561	7.68	0.963
1.05	0.448	5.58	0.946
1.35	0.338	4.36	0.935
1.65	0.265	3.55	0.925
1.95	0.221	2.94	0.913
2.25	0.206	2.48	0.892
2.55	0.217	2.11	0.854
2.85	0.247	1.82	0.797
3.15	0.304	1.60	0.715
3.45	0.334	1.45	0.656
3.75	0.345	1.32	0.611
4.05	0.346	1.21	0.578
4.35	0.333	1.11	0.557
4.65	0.317	1.01	0.540
4.95	0.302	0.906	0.520
5.25	0.299	0.795	0.484
5.55	0.310	0.688	0.434
5.85	0.342	0.594	0.365

Energy (eV)	n	k	$R(\phi = 0)$
6.15	0.376	0.522	0.306
6.45	0.408	0.460	0.256
6.75	0.440	0.407	0.214
7.05	0.466	0.364	0.183
7.35	0.492	0.320	0.155
7.65	0.517	0.282	0.131
7.95	0.545	0.246	0.109
8.25	0.572	0.214	0.091
8.55	0.601	0.189	0.075
8.85	0.624	0.163	0.063
9.15	0.657	0.144	0.050
9.45	0.680	0.130	0.042
9.75	0.708	0.119	0.034
10.1	0.726	0.108	0.029
10.4	0.743	0.102	0.025
10.6	0.753	0.080	0.022
<i>Magnesium (evaporated)</i> ¹³			
2.145	0.48	3.71	0.880
2.270	0.57	3.47	0.843
2.522	0.53	2.92	0.805
2.845	0.52	2.65	0.777
3.064	0.52	2.05	0.681
5.167	0.10	1.60	0.894
5.636	0.15	1.50	0.832
6.200	0.20	1.40	0.765
6.889	0.25	1.30	0.693
7.750	0.20	1.20	0.722
8.857	0.15	0.95	0.730
10.335	0.25	0.40	0.419
<i>Manganese</i> ¹⁴			
0.64	3.89	5.95	0.738
0.77	3.78	5.41	0.710
0.89	3.65	5.02	0.688
1.02	3.48	4.74	0.673
1.14	3.30	4.53	0.662
1.26	3.10	4.35	0.653
1.39	2.97	4.18	0.643
1.51	2.83	4.03	0.634
1.64	2.70	3.91	0.627
1.76	2.62	3.78	0.617
1.88	2.56	3.65	0.606
2.01	2.51	3.54	0.596
2.13	2.47	3.43	0.585
2.26	2.39	3.33	0.577
2.38	2.32	3.23	0.567
2.50	2.25	3.14	0.559
2.63	2.19	3.06	0.552
2.75	2.11	2.98	0.545
2.88	2.06	2.90	0.536
3.00	2.00	2.82	0.528
3.12	1.96	2.74	0.518
3.25	1.92	2.67	0.509
3.37	1.89	2.59	0.498
3.50	1.89	2.51	0.484
3.62	1.87	2.45	0.475
3.74	1.86	2.38	0.463
3.87	1.86	2.32	0.451
3.99	1.86	2.25	0.438
4.12	1.86	2.19	0.427

Energy (eV)	n	k	$R(\phi = 0)$
4.24	1.85	2.14	0.417
4.36	1.85	2.08	0.406
4.49	1.86	2.03	0.395
4.61	1.85	1.99	0.388
4.74	1.84	1.94	0.378
4.86	1.83	1.91	0.372
4.98	1.82	1.86	0.362
5.11	1.82	1.82	0.354
5.23	1.81	1.79	0.348
5.36	1.78	1.76	0.342
5.48	1.74	1.73	0.337
5.60	1.73	1.70	0.331
5.73	1.72	1.67	0.325
5.85	1.70	1.64	0.319
5.98	1.67	1.61	0.313
6.10	1.63	1.58	0.307
6.22	1.62	1.55	0.301
6.35	1.59	1.52	0.295
6.47	1.55	1.50	0.292
6.60	1.48	1.47	0.288
<i>Mercury (liquid)</i> ¹⁵			
0.2	13.99	14.27	0.869
0.3	11.37	11.95	0.846
0.4	9.741	10.65	0.830
0.5	8.528	9.805	0.818
0.6	7.574	9.195	0.808
0.8	6.086	8.312	0.796
1.0	4.962	7.643	0.789
1.2	4.050	7.082	0.786
1.4	3.324	6.558	0.785
1.6	2.746	6.054	0.783
1.8	2.284	5.582	0.782
2.0	1.910	5.150	0.782
2.2	1.620	4.751	0.780
2.4	1.384	4.407	0.779
2.6	1.186	4.090	0.779
2.8	1.027	3.802	0.779
3.0	0.898	3.538	0.777
3.2	0.798	3.294	0.773
3.4	0.713	3.074	0.770
3.6	0.644	2.860	0.763
3.8	0.589	2.665	0.755
4.0	0.542	2.502	0.749
4.2	0.507	2.341	0.738
4.4	0.477	2.195	0.727
4.6	0.452	2.058	0.715
4.8	0.431	1.929	0.701
5.0	0.414	1.806	0.685
5.2	0.401	1.687	0.666
5.4	0.394	1.569	0.642
5.6	0.386	1.454	0.617
5.7	0.386	1.396	0.601
5.8	0.386	1.341	0.585
5.9	0.385	1.287	0.569
6.0	0.386	1.232	0.551
6.1	0.388	1.176	0.531
6.2	0.390	1.118	0.510
6.3	0.399	1.058	0.481
6.4	0.412	1.002	0.450
6.5	0.428	0.949	0.418

Energy (eV)	<i>n</i>	<i>k</i>	<i>R</i> ($\phi = 0$)	Energy (eV)	<i>n</i>	<i>k</i>	<i>R</i> ($\phi = 0$)	Energy (eV)	<i>n</i>	<i>k</i>	<i>R</i> ($\phi = 0$)
6.6	0.436	0.898	0.392	0.70	1.48	8.99	0.932	8.80	0.65	1.41	0.450
6.7	0.438	0.836	0.367	0.74	1.51	8.38	0.921	9.00	0.65	1.33	0.420
6.8	0.459	0.756	0.320	0.78	1.60	7.83	0.906	9.20	0.67	1.25	0.385
6.9	0.510	0.676	0.255	0.82	1.64	7.35	0.892	9.40	0.69	1.19	0.355
7.0	0.585	0.617	0.191	0.86	1.70	6.89	0.876	9.60	0.71	1.12	0.320
7.1	0.663	0.589	0.148	9.90	1.74	6.48	0.859	9.80	0.74	1.05	0.285
7.2	0.717	0.584	0.128	1.00	1.94	5.58	0.805	10.00	0.77	0.99	0.250
7.3	0.769	0.575	0.111	1.10	2.15	4.85	0.743	10.20	0.81	0.93	0.217
7.4	0.817	0.574	0.100	1.20	2.44	4.22	0.671	10.40	0.86	0.88	0.188
7.5	0.860	0.580	0.094	1.30	2.77	3.74	0.608	10.60	0.91	0.83	0.162
7.6	0.893	0.597	0.093	1.40	3.15	3.40	0.562	10.80	0.98	0.79	0.138
7.8	0.929	0.623	0.096	1.50	3.53	3.30	0.550	11.00	1.05	0.77	0.125
8.0	0.946	0.639	0.098	1.60	3.77	3.41	0.562	11.20	1.12	0.78	0.123
8.2	0.952	0.645	0.099	1.70	3.84	3.51	0.570	11.40	1.18	0.80	0.125
8.4	0.953	0.638	0.097	1.80	3.81	3.58	0.576	11.60	1.23	0.85	0.135
8.6	0.956	0.624	0.093	1.90	3.74	3.58	0.576	11.80	1.25	0.89	0.145
8.8	0.965	0.607	0.087	2.00	3.68	3.52	0.571	12.00	1.26	0.92	0.154
9.0	0.975	0.588	0.082	2.10	3.68	3.45	0.565	12.40	1.25	0.98	0.168
9.2	0.988	0.568	0.076	2.20	3.76	3.41	0.562	12.80	1.23	1.00	0.178
9.4	1.009	0.548	0.069	2.30	3.79	3.61	0.578	13.20	1.20	1.02	0.185
9.6	1.044	0.541	0.066	2.40	3.59	3.78	0.594	13.60	1.17	1.02	0.187
9.8	1.061	0.557	0.069	2.50	3.36	3.73	0.591	14.00	1.15	1.01	0.185
10.0	1.062	0.567	0.071	2.60	3.22	3.61	0.582	14.40	1.13	1.00	0.182
10.2	1.054	0.569	0.072	2.70	3.13	3.51	0.573	14.80	1.13	0.99	0.179
10.4	1.045	0.561	0.070	2.80	3.08	3.42	0.565	15.00	1.14	0.99	0.179
10.6	1.041	0.550	0.068	2.90	3.05	3.33	0.566	15.60	1.15	1.01	0.184
10.8	1.039	0.537	0.065	3.00	3.04	3.27	0.550	16.00	1.14	1.04	0.194
11.0	1.039	0.523	0.062	3.10	3.03	3.21	0.544	16.60	1.10	1.10	0.216
11.5	1.050	0.491	0.055	3.20	3.05	3.18	0.540	17.00	1.04	1.12	0.233
12.0	1.064	0.467	0.050	3.30	3.06	3.18	0.540	17.60	0.94	1.14	0.257
12.5	1.078	0.445	0.045	3.40	3.06	3.19	0.541	18.00	0.87	1.12	0.270
13.0	1.092	0.430	0.042	3.50	3.06	3.21	0.543	18.60	0.77	1.08	0.283
13.5	1.104	0.416	0.040	3.60	3.05	3.23	0.546	19.00	0.71	1.02	0.284
14.0	1.115	0.404	0.038	3.70	3.04	3.27	0.550	19.60	0.66	0.94	0.275
14.5	1.125	0.394	0.037	3.80	3.04	3.31	0.554	20.00	0.64	0.89	0.264
15.0	1.135	0.383	0.035	3.90	3.04	3.40	0.564	20.60	0.62	0.81	0.245
15.5	1.146	0.374	0.034	4.00	3.01	3.51	0.576	21.00	0.61	0.77	0.234
16.0	1.159	0.368	0.034	4.20	2.77	3.77	0.610	21.60	0.61	0.71	0.215
16.5	1.170	0.367	0.034	4.40	2.39	3.88	0.640	22.00	0.60	0.69	0.207
17.0	1.177	0.367	0.034	4.60	2.06	3.84	0.658	22.60	0.59	0.63	0.195
17.5	1.184	0.366	0.034	4.80	1.75	3.76	0.678	23.00	0.58	0.60	0.185
18.0	1.191	0.367	0.035	5.00	1.46	3.62	0.695	23.60	0.58	0.53	0.166
18.5	1.195	0.367	0.035	5.20	1.22	3.42	0.706	24.00	0.58	0.49	0.151
19.0	1.200	0.366	0.035	5.40	1.07	3.20	0.706	24.60	0.60	0.43	0.124
19.5	1.208	0.364	0.035	5.60	0.96	2.99	0.700	25.00	0.62	0.39	0.106
<i>Molybdenum</i> ¹⁶				5.80	0.89	2.80	0.688	25.60	0.66	0.35	0.085
0.10	18.53	68.51	0.985	6.00	0.85	2.64	0.674	26.00	0.68	0.33	0.072
0.15	8.78	47.54	0.985	6.20	0.81	2.50	0.660	26.50	0.71	0.31	0.060
0.20	5.10	35.99	0.985	6.40	0.79	2.36	0.641	27.00	0.73	0.29	0.050
0.25	3.36	28.75	0.984	6.60	0.78	2.24	0.619	27.50	0.76	0.28	0.041
0.30	2.44	23.80	0.983	6.80	0.78	2.13	0.592	28.00	0.79	0.27	0.036
0.34	2.00	20.84	0.982	7.00	0.80	2.04	0.568	28.50	0.81	0.26	0.031
0.38	1.70	18.44	0.980	7.20	0.81	1.98	0.548	29.00	0.83	0.26	0.028
0.42	1.57	16.50	0.978	7.40	0.81	1.95	0.542	29.50	0.86	0.26	0.025
0.46	1.46	14.91	0.975	7.60	0.75	1.90	0.552	30.00	0.88	0.26	0.023
0.50	1.37	13.55	0.971	7.80	0.71	1.81	0.542	31.00	0.92	0.29	0.024
0.54	1.35	12.36	0.966	8.00	0.69	1.73	0.530	32.00	0.92	0.32	0.030
0.58	1.34	11.34	0.960	8.20	0.67	1.65	0.512	33.00	0.90	0.33	0.032
0.62	1.38	10.44	0.952	8.40	0.66	1.57	0.495	34.00	0.91	0.34	0.034
0.66	1.43	9.67	0.942	8.60	0.65	1.49	0.475	35.00	0.87	0.37	0.043

Energy (eV)	n	k	$R(\phi = 0)$
36.00	0.82	0.34	0.043
37.00	0.81	0.30	0.038
38.00	0.81	0.27	0.033
39.00	0.82	0.25	0.029
40.00	0.83	0.23	0.025
<i>Nickel</i> ¹⁷			
0.10	9.54	45.82	0.983
0.15	5.45	30.56	0.978
0.20	4.12	22.48	0.969
0.25	4.25	17.68	0.950
0.30	4.19	15.05	0.934
0.35	4.03	13.05	0.918
0.40	3.84	11.43	0.900
0.50	4.03	9.64	0.864
0.60	3.84	8.35	0.835
0.70	3.59	7.48	0.813
0.80	3.38	6.82	0.794
0.90	3.18	6.23	0.774
1.00	3.06	5.74	0.753
1.10	2.97	5.38	0.734
1.20	2.85	5.10	0.721
1.30	2.74	4.85	0.708
1.40	2.65	4.63	0.695
1.50	2.53	4.47	0.688
1.60	2.43	4.31	0.679
1.70	2.28	4.18	0.677
1.80	2.14	4.01	0.670
1.90	2.02	3.82	0.659
2.00	1.92	3.65	0.649
2.10	1.85	3.48	0.634
2.20	1.80	3.33	0.620
2.30	1.75	3.19	0.605
2.40	1.71	3.06	0.590
2.50	1.67	2.93	0.575
2.60	1.65	2.81	0.557
2.70	1.64	2.71	0.542
2.80	1.63	2.61	0.525
2.90	1.62	2.52	0.509
3.00	1.61	2.44	0.495
3.10	1.61	2.36	0.480
3.20	1.61	2.30	0.467
3.30	1.61	2.23	0.454
3.40	1.62	2.17	0.441
3.50	1.63	2.11	0.428
3.60	1.64	2.07	0.416
3.70	1.66	2.02	0.405
3.80	1.69	1.99	0.397
3.90	1.72	1.98	0.393
4.00	1.73	1.98	0.392
4.20	1.74	2.01	0.396
4.40	1.71	2.06	0.409
4.60	1.63	2.09	0.421
4.80	1.53	2.11	0.435
5.00	1.40	2.10	0.449
5.20	1.27	2.04	0.454
5.40	1.16	1.94	0.449
5.60	1.09	1.83	0.435
5.80	1.04	1.73	0.417
6.20	1.00	1.54	0.371
6.40	1.01	1.46	0.345

Energy (eV)	n	k	$R(\phi = 0)$
6.60	1.01	1.40	0.325
6.80	1.02	1.35	0.308
7.00	1.03	1.30	0.291
7.20	1.03	1.27	0.282
7.40	1.03	1.24	0.273
7.60	1.02	1.22	0.265
7.80	1.01	1.18	0.256
8.00	1.01	1.15	0.248
8.20	1.00	1.13	0.242
8.40	0.99	1.11	0.235
8.60	0.98	1.08	0.228
8.80	0.97	1.05	0.220
9.00	0.97	1.01	0.211
9.20	0.96	0.99	0.203
9.40	0.95	0.96	0.194
9.60	0.95	0.93	0.185
9.80	0.95	0.89	0.175
10.00	0.95	0.87	0.166
10.20	0.95	0.83	0.155
10.40	0.95	0.80	0.145
10.60	0.97	0.76	0.129
10.80	0.99	0.75	0.123
11.00	1.01	0.73	0.115
11.25	1.04	0.72	0.111
11.50	1.05	0.71	0.109
11.75	1.07	0.71	0.108
12.00	1.07	0.71	0.108
12.25	1.07	0.71	0.107
12.50	1.08	0.71	0.106
12.75	1.08	0.71	0.106
13.00	1.08	0.71	0.105
13.25	1.08	0.71	0.105
13.50	1.07	0.70	0.105
13.75	1.07	0.70	0.105
14.00	1.07	0.71	0.106
14.25	1.06	0.70	0.106
14.50	1.05	0.70	0.106
14.75	1.04	0.70	0.107
15.00	1.03	0.70	0.107
15.25	1.02	0.69	0.106
15.50	1.01	0.69	0.105
15.75	1.00	0.68	0.104
16.00	0.99	0.67	0.103
16.50	0.98	0.66	0.101
17.00	0.96	0.64	0.098
17.50	0.94	0.63	0.096
18.00	0.92	0.61	0.092
18.50	0.91	0.58	0.087
19.00	0.90	0.56	0.082
19.50	0.90	0.54	0.077
20.00	0.89	0.51	0.071
20.50	0.89	0.49	0.066
21.00	0.90	0.47	0.061
21.50	0.91	0.46	0.057
22.00	0.91	0.45	0.055
22.50	0.91	0.44	0.053
23.00	0.92	0.44	0.051
23.50	0.91	0.44	0.052
24.00	0.90	0.43	0.051
24.50	0.90	0.43	0.051

Energy (eV)	n	k	$R(\phi = 0)$
25.00	0.89	0.42	0.050
26.00	0.88	0.39	0.046
27.00	0.87	0.37	0.042
28.00	0.87	0.35	0.040
29.00	0.86	0.34	0.037
30.00	0.86	0.32	0.034
35.00	0.86	0.24	0.022
40.00	0.87	0.18	0.014
45.00	0.88	0.13	0.008
50.00	0.92	0.10	0.004
60.00	0.96	0.08	0.002
65.00	0.98	0.09	0.002
68.00	0.96	0.12	0.004
70.00	0.94	0.11	0.004
75.00	0.94	0.09	0.003
80.00	0.94	0.07	0.002
90.00	0.94	0.06	0.002
<i>Niobium</i> ¹⁸			
0.12	15.99	53.20	0.979
0.20	7.25	34.14	0.976
0.24	5.47	28.88	0.975
0.28	4.26	24.95	0.974
0.35	3.11	20.03	0.970
0.45	2.28	15.58	0.964
0.55	1.83	12.67	0.956
0.65	1.57	10.59	0.947
0.75	1.41	9.00	0.935
0.85	1.35	7.74	0.918
0.95	1.35	6.70	0.893
1.05	1.44	5.86	0.857
1.15	1.55	5.18	0.814
1.25	1.65	4.63	0.768
1.35	1.76	4.13	0.715
1.45	1.95	3.68	0.650
1.55	2.15	3.37	0.595
1.65	2.36	3.13	0.552
1.75	2.54	2.99	0.527
1.85	2.69	2.89	0.510
1.95	2.82	2.86	0.505
2.05	2.89	2.87	0.505
2.15	2.92	2.87	0.505
2.25	2.93	2.87	0.505
2.35	2.92	2.88	0.506
2.45	2.89	2.90	0.509
2.55	2.83	2.92	0.512
2.65	2.74	2.90	0.511
2.75	2.66	2.86	0.507
2.85	2.58	2.80	0.500
3.00	2.51	2.68	0.485
3.10	2.48	2.60	0.475
3.20	2.45	2.53	0.465
3.30	2.44	2.45	0.453
3.40	2.46	2.38	0.442
3.50	2.48	2.33	0.435
3.60	2.52	2.29	0.428
3.70	2.56	2.27	0.426
3.80	2.59	2.28	0.427
3.90	2.62	2.29	0.429
4.00	2.64	2.33	0.434
4.20	2.64	2.42	0.447

Energy (eV)	<i>n</i>	<i>k</i>	<i>R</i> ($\phi = 0$)	Energy (eV)	<i>n</i>	<i>k</i>	<i>R</i> ($\phi = 0$)	Energy (eV)	<i>n</i>	<i>k</i>	<i>R</i> ($\phi = 0$)
4.40	2.53	2.56	0.467	20.60	0.71	0.55	0.119	2.20	4.58	1.62	0.457
4.60	2.39	2.56	0.470	21.00	0.72	0.50	0.100	2.30	4.84	1.76	0.479
4.80	2.32	2.52	0.465	21.60	0.75	0.43	0.075	2.40	5.10	2.01	0.506
5.00	2.26	2.57	0.475	22.00	0.78	0.40	0.063	2.50	5.28	2.38	0.532
5.20	2.16	2.62	0.487	22.60	0.82	0.35	0.045	2.60	5.36	2.82	0.557
5.40	2.00	2.68	0.505	23.00	0.85	0.33	0.038	2.70	5.30	3.29	0.580
5.60	1.81	2.67	0.518	23.60	0.88	0.30	0.029	2.80	5.07	3.78	0.603
5.80	1.63	2.60	0.522	24.00	0.91	0.29	0.025	2.90	4.65	4.18	0.624
6.00	1.49	2.49	0.520	24.60	0.94	0.28	0.022	3.00	4.05	4.40	0.639
6.20	1.38	2.38	0.512	25.00	0.96	0.27	0.020	3.20	3.29	3.96	0.614
6.40	1.31	2.25	0.496	25.60	0.99	0.26	0.018	3.40	2.93	3.79	0.607
6.60	1.26	2.14	0.480	26.00	1.00	0.26	0.017	3.60	2.75	3.45	0.577
6.80	1.24	2.04	0.460	26.60	1.03	0.25	0.016	3.80	2.73	3.32	0.562
7.00	1.23	1.96	0.441	27.00	1.04	0.25	0.015	4.00	2.71	3.34	0.565
7.20	1.22	1.91	0.430	27.60	1.06	0.25	0.015	4.20	2.53	3.44	0.584
7.40	1.20	1.88	0.427	28.00	1.08	0.24	0.015	4.40	2.24	3.44	0.599
7.60	1.14	1.85	0.430	28.60	1.11	0.24	0.016	4.60	2.01	3.31	0.598
7.80	1.07	1.78	0.428	29.00	1.13	0.25	0.017	4.80	1.88	3.19	0.592
8.00	1.02	1.69	0.412	29.60	1.16	0.26	0.020	5.00	1.74	3.12	0.596
8.20	1.00	1.60	0.390	30.00	1.18	0.28	0.023	5.20	1.58	3.00	0.597
8.40	0.99	1.51	0.365	31.00	1.18	0.31	0.026	5.40	1.46	2.88	0.593
8.60	0.99	1.43	0.340	32.00	1.20	0.34	0.031	5.60	1.36	2.77	0.589
8.70	0.99	1.39	0.328	33.00	1.21	0.38	0.038	5.80	1.27	2.65	0.582
8.80	1.00	1.36	0.315	34.00	1.20	0.42	0.044	6.00	1.20	2.54	0.575
9.00	1.01	1.29	0.290	35.20	1.17	0.47	0.051	6.20	1.13	2.44	0.571
9.20	1.04	1.22	0.265	36.00	1.15	0.50	0.056	6.40	1.06	2.33	0.562
9.40	1.07	1.18	0.245	37.50	1.07	0.53	0.064	6.60	1.01	2.21	0.548
9.60	1.10	1.13	0.227	39.50	0.95	0.50	0.063	6.80	0.97	2.11	0.532
9.80	1.13	1.09	0.209	40.50	0.92	0.47	0.059	7.00	0.95	2.00	0.514
10.00	1.18	1.05	0.194	<i>Osmium (Polycrystalline)⁹</i>				7.20	0.92	1.91	0.497
10.20	1.23	1.04	0.187	0.10	4.08	50.23	0.994	7.40	0.91	1.81	0.476
10.40	1.27	1.04	0.185	0.15	2.90	33.60	0.990	7.60	0.90	1.72	0.451
10.60	1.30	1.06	0.190	0.20	2.44	25.11	0.985	7.80	0.90	1.63	0.426
10.80	1.32	1.08	0.195	0.25	2.35	19.99	0.977	8.00	0.91	1.55	0.400
11.00	1.32	1.10	0.200	0.30	2.23	16.54	0.969	8.20	0.91	1.48	0.375
11.20	1.31	1.12	0.204	0.35	2.33	14.06	0.955	8.40	0.94	1.40	0.344
11.40	1.30	1.13	0.207	0.40	2.45	12.32	0.940	8.60	0.96	1.34	0.319
11.60	1.28	1.13	0.209	0.45	2.43	11.02	0.927	8.80	0.98	1.29	0.296
11.80	1.27	1.13	0.210	0.50	2.41	9.97	0.913	9.00	1.01	1.24	0.274
12.00	1.25	1.12	0.209	0.55	2.33	9.12	0.901	9.20	1.04	1.19	0.255
12.40	1.24	1.10	0.204	0.60	2.21	8.37	0.890	9.40	1.08	1.16	0.238
12.80	1.24	1.09	0.200	0.65	2.11	7.68	0.877	9.60	1.10	1.14	0.229
13.20	1.24	1.09	0.201	0.70	2.02	7.04	0.862	9.80	1.13	1.11	0.217
13.60	1.23	1.12	0.208	0.75	2.00	6.46	0.842	10.00	1.16	1.10	0.209
14.00	1.20	1.13	0.216	0.80	2.00	5.95	0.820	10.20	1.19	1.08	0.203
14.40	1.16	1.15	0.225	0.85	2.01	5.51	0.796	10.30	1.20	1.08	0.201
14.80	1.11	1.16	0.234	0.90	2.03	5.10	0.769	10.40	1.22	1.08	0.200
15.00	1.08	1.16	0.238	0.95	2.05	4.74	0.742	10.50	1.23	1.09	0.201
15.60	0.99	1.14	0.247	1.00	2.09	4.41	0.712	10.60	1.24	1.10	0.203
16.00	0.92	1.11	0.250	1.10	2.15	3.84	0.651	10.80	1.25	1.11	0.206
16.60	0.85	1.04	0.245	1.20	2.16	3.35	0.592	11.00	1.24	1.13	0.213
17.00	0.80	0.99	0.240	1.30	2.25	2.77	0.506	11.20	1.23	1.14	0.217
17.20	0.79	0.96	0.236	1.40	2.49	2.23	0.419	11.40	1.19	1.15	0.223
17.40	0.77	0.93	0.230	1.50	2.84	1.80	0.369	11.60	1.17	1.12	0.216
17.80	0.75	0.87	0.217	1.60	3.36	1.62	0.379	11.80	1.16	1.10	0.211
18.00	0.74	0.85	0.209	1.70	3.70	1.75	0.411	12.00	1.15	1.08	0.205
18.60	0.73	0.77	0.185	1.80	3.78	1.83	0.423	12.40	1.14	1.03	0.191
19.00	0.72	0.72	0.170	1.90	3.81	1.75	0.418	12.80	1.15	1.01	0.183
19.60	0.72	0.66	0.150	2.00	3.98	1.60	0.418	13.20	1.16	0.98	0.174
20.00	0.72	0.62	0.137	2.10	4.26	1.54	0.432	13.60	1.17	0.97	0.170

Energy (eV)	n	k	$R(\phi = 0)$	Energy (eV)	n	k	$R(\phi = 0)$	Energy (eV)	n	k	$R(\phi = 0)$
14.00	1.17	0.96	0.169	0.56	3.92	10.49	0.883	9.50	1.12	0.65	0.089
14.40	1.16	0.94	0.165	0.60	3.80	9.96	0.876	10.00	1.14	0.65	0.088
14.80	1.16	0.91	0.156	0.72	3.51	8.70	0.854	10.50	1.16	0.65	0.087
15.20	1.17	0.89	0.148	0.80	3.35	8.06	0.840	11.00	1.18	0.64	0.086
15.60	1.20	0.86	0.140	1.00	2.99	6.89	0.811	11.50	1.19	0.65	0.087
16.00	1.25	0.87	0.140	1.10	2.81	6.46	0.800	12.00	1.20	0.66	0.089
16.40	1.28	0.90	0.147	1.20	2.65	6.10	0.790	12.50	1.19	0.67	0.091
16.80	1.28	0.94	0.157	1.30	2.50	5.78	0.781	13.00	1.18	0.67	0.091
17.20	1.27	0.97	0.167	1.40	2.34	5.50	0.774	13.50	1.18	0.67	0.092
17.60	1.26	1.01	0.178	1.50	2.17	5.22	0.767	14.00	1.17	0.67	0.093
18.00	1.23	1.04	0.189	1.60	2.08	4.95	0.755	14.50	1.15	0.68	0.095
18.40	1.19	1.08	0.200	1.70	2.00	4.72	0.745	15.00	1.13	0.69	0.098
18.80	1.14	1.10	0.210	1.80	1.92	4.54	0.737	15.50	1.10	0.68	0.096
19.20	1.10	1.10	0.219	1.90	1.82	4.35	0.729	16.00	1.08	0.66	0.092
19.60	1.05	1.11	0.227	2.00	1.75	4.18	0.721	16.50	1.06	0.63	0.086
20.00	0.96	1.10	0.239	2.10	1.67	4.03	0.714	17.00	1.07	0.61	0.081
20.40	0.93	1.09	0.240	2.20	1.60	3.88	0.707	17.50	1.06	0.61	0.080
20.80	0.89	1.05	0.240	2.30	1.53	3.75	0.700	18.00	1.07	0.59	0.077
21.20	0.86	1.02	0.237	2.40	1.47	3.61	0.693	18.50	1.07	0.59	0.077
21.60	0.83	0.99	0.235	2.50	1.41	3.48	0.685	19.00	1.08	0.59	0.077
22.00	0.80	0.96	0.230	2.60	1.37	3.36	0.676	19.50	1.08	0.61	0.080
22.40	0.78	0.93	0.226	2.70	1.32	3.25	0.668	20.00	1.07	0.65	0.090
22.80	0.77	0.90	0.220	2.80	1.29	3.13	0.658	20.50	1.03	0.67	0.098
23.20	0.75	0.88	0.217	2.90	1.26	3.03	0.648	21.00	0.99	0.67	0.103
23.60	0.75	0.86	0.211	3.00	1.23	2.94	0.639	21.50	0.95	0.66	0.103
24.00	0.73	0.84	0.209	3.10	1.20	2.85	0.630	22.00	0.91	0.64	0.103
24.40	0.72	0.82	0.207	3.20	1.17	2.77	0.622	22.50	0.88	0.62	0.101
24.80	0.70	0.80	0.205	3.30	1.14	2.68	0.613	23.00	0.86	0.59	0.097
25.20	0.69	0.77	0.202	3.40	1.12	2.60	0.602	23.50	0.85	0.56	0.091
25.60	0.67	0.75	0.199	3.50	1.10	2.52	0.591	24.00	0.84	0.54	0.086
26.00	0.66	0.72	0.195	3.60	1.08	2.45	0.581	25.00	0.81	0.51	0.084
26.40	0.65	0.69	0.189	3.70	1.07	2.38	0.570	26.40	0.80	0.43	0.066
26.80	0.63	0.66	0.183	3.80	1.06	2.31	0.558	27.80	0.81	0.38	0.052
27.20	0.65	0.62	0.165	3.90	1.05	2.25	0.547	29.20	0.82	0.35	0.046
28.00	0.64	0.59	0.156	4.00	1.03	2.19	0.537				
28.40	0.64	0.57	0.148	4.20	1.04	2.09	0.510	<i>Platinum</i> ²⁰			
28.80	0.65	0.55	0.140	4.40	1.03	2.01	0.493	0.10	13.21	44.72	0.976
29.20	0.65	0.53	0.134	4.60	1.03	1.94	0.476	0.15	8.18	31.16	0.969
29.60	0.65	0.51	0.128	4.80	1.01	1.90	0.470	0.20	5.90	23.95	0.962
30.00	0.65	0.49	0.121	5.00	0.96	1.86	0.472	0.25	4.70	19.40	0.954
31.00	0.65	0.45	0.111	5.20	0.90	1.79	0.474	0.30	3.92	16.16	0.945
32.00	0.66	0.41	0.095	5.40	0.85	1.70	0.463	0.35	3.28	13.66	0.936
33.00	0.68	0.37	0.079	5.60	0.81	1.62	0.449	0.40	2.81	11.38	0.922
34.00	0.70	0.34	0.068	5.80	0.78	1.54	0.437	0.45	3.03	9.31	0.882
35.00	0.72	0.31	0.057	6.00	0.76	1.45	0.418	0.50	3.91	7.71	0.813
36.00	0.74	0.29	0.048	6.20	0.74	1.37	0.397	0.55	4.58	7.14	0.777
37.00	0.77	0.27	0.040	6.40	0.73	1.29	0.375	0.60	5.13	6.75	0.753
38.00	0.79	0.26	0.035	6.60	0.72	1.21	0.350	0.65	5.52	6.66	0.746
39.00	0.81	0.26	0.031	6.80	0.73	1.13	0.316	0.70	5.71	6.83	0.751
40.00	0.84	0.26	0.026	7.00	0.73	1.05	0.287	0.75	5.57	7.02	0.759
				7.20	0.75	0.98	0.255	0.80	5.31	7.04	0.762
				7.40	0.77	0.91	0.223	0.85	5.05	6.98	0.763
				7.60	0.79	0.85	0.195	0.90	4.77	6.91	0.765
				7.80	0.83	0.78	0.163	0.95	4.50	6.77	0.763
				8.00	0.88	0.73	0.133	1.00	4.25	6.62	0.762
				8.20	0.94	0.70	0.117	1.10	3.86	6.24	0.753
				8.40	0.96	0.70	0.114	1.20	3.55	5.92	0.746
				8.60	1.00	0.65	0.097	1.30	3.29	5.61	0.736
				8.80	1.04	0.65	0.094	1.40	3.10	5.32	0.725
				9.00	1.07	0.64	0.090	1.50	2.92	5.07	0.716
								1.60	2.76	4.84	0.706
<i>Palladium</i> ¹⁹											
0.10	4.13	54.15	0.994								
0.15	3.13	35.82	0.990								
0.20	3.07	26.59	0.983								
0.26	3.11	20.15	0.971								
0.30	3.56	17.27	0.955								
0.36	3.98	14.41	0.932								
0.40	4.27	13.27	0.916								
0.46	4.27	12.11	0.902								
0.50	4.10	11.44	0.896								

Energy (eV)	n	k	$R(\phi = 0)$	Energy (eV)	n	k	$R(\phi = 0)$	Energy (eV)	n	k	$R(\phi = 0)$
1.70	2.63	4.64	0.697	12.80	1.29	0.94	0.158	4.00	0.34	0.08	0.245
1.80	2.51	4.43	0.686	13.20	1.31	0.93	0.155	4.065	0.38	0.07	0.204
1.90	2.38	4.26	0.678	13.60	1.31	0.93	0.155	4.133	0.41	0.07	0.177
2.00	2.30	4.07	0.664	14.00	1.31	0.93	0.155	4.203	0.45	0.06	0.145
2.10	2.23	3.92	0.654	14.40	1.30	0.93	0.156	4.275	0.48	0.06	0.125
2.20	2.17	3.77	0.642	14.80	1.27	0.93	0.157	4.350	0.52	0.05	0.101
2.30	2.10	3.67	0.636	15.20	1.27	0.93	0.155	4.428	0.55	0.05	0.085
2.40	2.03	3.54	0.626	15.60	1.25	0.92	0.151	4.509	0.58	0.05	0.072
2.50	1.96	3.42	0.616	16.00	1.24	0.89	0.146	4.592	0.61	0.05	0.060
2.60	1.91	3.30	0.605	16.50	1.24	0.87	0.142	4.679	0.64	0.04	0.049
2.70	1.87	3.20	0.595	17.00	1.25	0.86	0.138	4.769	0.66	0.04	0.043
2.80	1.83	3.10	0.585	17.50	1.27	0.85	0.135	4.862	0.68	0.04	0.037
2.90	1.79	3.01	0.575	18.00	1.31	0.88	0.142	4.959	0.70	0.04	0.032
3.00	1.75	2.92	0.565	18.50	1.30	0.94	0.157	5.061	0.72	0.04	0.027
3.20	1.68	2.76	0.546	19.00	1.28	0.99	0.171	5.166	0.74	0.04	0.023
3.40	1.63	2.62	0.527	19.50	1.23	1.03	0.184	5.276	0.76	0.04	0.019
3.60	1.58	2.48	0.507	20.00	1.18	1.06	0.197	5.391	0.78	0.04	0.016
3.80	1.53	2.37	0.491	20.50	1.11	1.09	0.212	5.510	0.79	0.05	0.015
4.00	1.49	2.25	0.472	21.00	1.03	1.10	0.226	5.637	0.81	0.05	0.012
4.20	1.45	2.14	0.452	21.50	0.94	1.08	0.238	5.767	0.83	0.05	0.009
4.40	1.43	2.04	0.432	22.00	0.87	1.04	0.240	6.048	0.85	0.05	0.007
4.60	1.39	1.95	0.415	22.50	0.81	0.98	0.235	6.199	0.87	0.05	0.006
4.80	1.38	1.85	0.392	23.00	0.77	0.92	0.226	6.358	0.88	0.05	0.005
5.00	1.36	1.76	0.372	23.50	0.75	0.87	0.213	6.526	0.90	0.06	0.004
5.20	1.36	1.67	0.350	24.00	0.74	0.82	0.201	6.702	0.91	0.06	0.003
5.40	1.36	1.61	0.332	24.50	0.73	0.77	0.187	6.888	0.92	0.06	0.003
5.60	1.36	1.54	0.315	25.00	0.73	0.73	0.174	7.085	0.92	0.06	0.003
5.80	1.36	1.47	0.295	25.50	0.73	0.70	0.162	7.293	0.93	0.06	0.002
6.00	1.38	1.40	0.276	26.00	0.74	0.67	0.150	7.514	0.93	0.06	0.002
6.20	1.39	1.35	0.261	26.50	0.74	0.65	0.142	7.749	0.94	0.06	0.002
6.40	1.42	1.29	0.246	27.00	0.74	0.63	0.136	7.999	0.94	0.06	0.002
6.60	1.45	1.26	0.236	27.50	0.74	0.62	0.130	8.260	0.94	0.06	0.002
6.80	1.48	1.24	0.231	28.00	0.75	0.60	0.125	8.551	0.94	0.06	0.002
7.00	1.50	1.24	0.230	28.50	0.75	0.59	0.121	8.856	0.94	0.05	0.002
7.20	1.50	1.25	0.231	29.00	0.75	0.58	0.118	9.184	0.94	0.05	0.002
7.40	1.49	1.23	0.228	29.50	0.74	0.58	0.120	9.537	0.94	0.04	0.001
7.60	1.48	1.22	0.225	30.00	0.73	0.58	0.124	9.919	0.94	0.04	0.001
7.80	1.48	1.20	0.221					10.33	0.94	0.03	0.001
8.00	1.47	1.18	0.216	<i>Potassium</i> ²¹				11.0		0.03	
8.20	1.47	1.17	0.212	0.55	0.139	7.10	0.989	12.0		0.028	
8.40	1.47	1.15	0.209	0.58	0.119	6.72	0.990				
8.60	1.47	1.14	0.205	0.63	0.106	6.32	0.990	<i>Rhenium, single crystal, $\bar{E} \parallel c^o$</i>			
8.80	1.47	1.13	0.202	0.67	0.091	5.79	0.990	0.10	6.06	51.03	0.991
9.00	1.48	1.12	0.200	0.73	0.079	5.30	0.989	0.15	4.66	33.96	0.984
9.20	1.49	1.11	0.198	0.81	0.066	4.75	0.989	0.20	4.16	25.36	0.975
9.40	1.49	1.12	0.200	0.92	0.056	4.19	0.988	0.25	4.03	20.10	0.962
9.60	1.49	1.13	0.203	1.05	0.044	3.58	0.987	0.30	4.37	16.69	0.943
9.80	1.48	1.15	0.207	1.23	0.040	3.04	0.985	0.35	4.50	14.53	0.925
10.00	1.46	1.15	0.209	1.44	0.040	2.56	0.979	0.40	4.53	12.96	0.909
10.20	1.43	1.16	0.211	1.65	0.044	2.19	0.970	0.45	4.53	11.78	0.893
10.40	1.40	1.15	0.210	1.87	0.050	1.84	0.955	0.50	4.53	10.88	0.878
10.60	1.37	1.14	0.207	2.07	0.053	1.62	0.943	0.55	4.50	10.26	0.867
10.80	1.35	1.12	0.203	2.27	0.049	1.43	0.938	0.60	4.29	9.75	0.861
11.00	1.33	1.10	0.199	2.45	0.046	1.28	0.933	0.65	4.07	9.35	0.856
11.20	1.31	1.08	0.194	2.64	0.043	1.14	0.928	0.70	3.80	8.94	0.853
11.40	1.30	1.06	0.188	2.82	0.043	1.02	0.919	0.75	3.48	8.55	0.850
11.60	1.29	1.04	0.183	2.95	0.041	0.898	0.913	0.80	3.21	8.10	0.846
11.80	1.29	1.01	0.177	3.06	0.041	0.799	0.905	0.85	2.96	7.68	0.841
12.00	1.29	1.00	0.173	3.40	0.052	0.549	0.852	0.90	2.73	7.24	0.835
12.40	1.29	0.97	0.165	3.71	0.089	0.288	0.719	0.95	2.56	6.79	0.826
				3.97	0.287	0.091	0.310	1.00	2.45	6.36	0.813

Energy (eV)	n	k	$R(\phi = 0)$	Energy (eV)	n	k	$R(\phi = 0)$	Energy (eV)	n	k	$R(\phi = 0)$
1.10	2.38	5.61	0.778	11.40	1.28	1.28	0.252	50.00	0.80	0.30	0.038
1.20	2.35	5.02	0.742	11.60	1.26	1.28	0.252	52.00	0.78	0.30	0.044
1.30	2.39	4.54	0.702	11.80	1.24	1.26	0.249	54.00	0.72	0.30	0.055
1.40	2.44	4.13	0.662	12.00	1.23	1.24	0.244	56.00	0.66	0.24	0.061
1.50	2.50	3.79	0.624	12.40	1.22	1.21	0.237	58.00	0.65	0.16	0.055
1.60	2.59	3.49	0.587	12.80	1.21	1.18	0.230	<i>Rhenium, single crystal, $\vec{E} \perp c^0$</i>			
1.70	2.70	3.27	0.557	13.20	1.22	1.16	0.222	0.10	4.25	42.83	0.991
1.80	2.82	3.10	0.535	13.60	1.22	1.13	0.215	0.15	3.28	28.08	0.984
1.90	2.90	3.00	0.520	14.00	1.24	1.12	0.209	0.20	3.28	20.66	0.971
2.00	2.97	2.91	0.510	14.40	1.27	1.11	0.204	0.25	3.47	16.27	0.951
2.10	3.03	2.86	0.504	14.80	1.29	1.15	0.213	0.30	3.73	13.44	0.926
2.20	3.06	2.84	0.501	15.20	1.29	1.19	0.225	0.35	3.93	11.54	0.900
2.30	3.07	2.82	0.499	15.60	1.26	1.22	0.236	0.40	3.99	10.15	0.875
2.40	3.06	2.81	0.498	16.00	1.23	1.25	0.248	0.45	4.17	9.03	0.846
2.50	3.02	2.80	0.497	16.40	1.19	1.27	0.259	0.50	4.34	8.26	0.821
2.60	2.96	2.77	0.493	16.80	1.14	1.29	0.269	0.55	4.45	7.73	0.801
2.70	2.89	2.68	0.482	17.00	1.12	1.30	0.275	0.60	4.53	7.40	0.788
2.80	2.89	2.57	0.468	17.40	1.07	1.30	0.286	0.65	4.44	7.26	0.784
2.90	2.99	2.47	0.457	18.00	0.99	1.30	0.300	0.70	4.13	7.09	0.784
3.00	3.11	2.57	0.470	18.40	0.93	1.29	0.311	0.75	3.77	6.75	0.779
3.20	2.90	2.68	0.482	18.80	0.87	1.28	0.321	0.80	3.55	6.32	0.766
3.40	2.83	2.50	0.459	19.20	0.81	1.25	0.330	0.85	3.39	5.95	0.752
3.60	2.93	2.48	0.457	19.60	0.77	1.21	0.332	0.90	3.26	5.61	0.737
3.80	2.86	2.56	0.467	20.00	0.73	1.18	0.333	0.95	3.17	5.27	0.719
4.00	2.81	2.51	0.460	20.40	0.70	1.14	0.332	1.00	3.09	4.96	0.701
4.20	2.86	2.55	0.466	20.80	0.67	1.11	0.332	1.10	3.05	4.39	0.658
4.40	2.81	2.74	0.489	21.20	0.64	1.08	0.334	1.20	3.08	3.89	0.613
4.60	2.56	2.83	0.504	21.60	0.61	1.04	0.335	1.30	3.20	3.56	0.578
4.80	2.41	2.71	0.493	22.00	0.58	1.01	0.340	1.40	3.23	3.38	0.559
5.00	2.39	2.68	0.488	22.40	0.55	0.97	0.341	1.50	3.23	3.12	0.532
5.20	2.34	2.75	0.500	22.80	0.53	0.93	0.338	1.60	3.29	2.88	0.507
5.40	2.20	2.81	0.515	23.20	0.51	0.89	0.334	1.70	3.38	2.72	0.491
5.60	2.02	2.84	0.530	23.60	0.50	0.85	0.329	1.80	3.47	2.59	0.480
5.80	1.83	2.80	0.538	24.00	0.48	0.80	0.319	1.90	3.54	2.50	0.473
6.00	1.65	2.71	0.541	24.40	0.48	0.76	0.207	2.00	3.63	2.43	0.469
6.20	1.54	2.59	0.532	24.80	0.47	0.72	0.296	2.10	3.74	2.40	0.470
6.40	1.45	2.50	0.526	25.20	0.47	0.68	0.282	2.20	3.83	2.38	0.472
6.80	1.32	2.31	0.508	25.60	0.47	0.65	0.270	2.30	3.93	2.44	0.481
7.00	1.26	2.23	0.500	26.00	0.47	0.61	0.255	2.40	4.00	2.55	0.492
7.20	1.20	2.15	0.493	26.40	0.48	0.57	0.240	2.50	4.01	2.70	0.505
7.40	1.16	2.06	0.480	26.80	0.48	0.54	0.225	2.60	3.90	2.84	0.514
7.60	1.12	1.99	0.470	27.20	0.49	0.51	0.208	2.70	3.74	2.92	0.517
7.80	1.08	1.89	0.454	27.60	0.50	0.48	0.193	2.80	3.57	2.88	0.511
8.00	1.05	1.80	0.435	28.00	0.51	0.45	0.176	2.90	3.49	2.75	0.497
8.20	1.05	1.71	0.411	29.00	0.54	0.39	0.145	3.00	3.53	2.71	0.493
8.40	1.05	1.62	0.386	30.00	0.57	0.33	0.114	3.20	3.55	2.84	0.506
8.60	1.06	1.55	0.360	31.00	0.62	0.29	0.086	3.40	3.34	2.88	0.508
8.80	1.09	1.48	0.336	32.00	0.66	0.26	0.065	3.60	3.25	2.83	0.501
9.00	1.11	1.43	0.317	33.00	0.68	0.24	0.054	3.80	3.24	2.84	0.502
9.20	1.13	1.39	0.301	34.00	0.72	0.21	0.041	4.00	3.19	2.94	0.513
9.40	1.16	1.34	0.281	35.00	0.76	0.20	0.031	4.20	3.05	3.06	0.526
9.60	1.18	1.32	0.274	36.00	0.79	0.20	0.025	4.40	2.88	3.15	0.539
9.80	1.20	1.29	0.264	37.00	0.82	0.19	0.021	4.60	2.67	3.18	0.548
10.00	1.23	1.26	0.252	38.00	0.85	0.20	0.018	4.80	2.44	3.17	0.554
10.20	1.25	1.25	0.246	39.00	0.89	0.21	0.016	5.00	2.25	3.12	0.556
10.40	1.28	1.25	0.242	40.00	0.88	0.26	0.022	5.20	2.10	3.04	0.555
10.60	1.29	1.25	0.242	42.00	0.88	0.26	0.022	5.40	1.96	2.96	0.553
10.80	1.30	1.26	0.244	44.00	0.89	0.29	0.026	5.60	1.84	2.88	0.551
11.00	1.30	1.27	0.247	46.00	0.85	0.32	0.035	5.80	1.73	2.81	0.549
11.20	1.29	1.28	0.249	48.00	0.82	0.30	0.036	6.00	1.61	2.74	0.549

Energy (eV)	<i>n</i>	<i>k</i>	<i>R</i> ($\phi = 0$)	Energy (eV)	<i>n</i>	<i>k</i>	<i>R</i> ($\phi = 0$)	Energy (eV)	<i>n</i>	<i>k</i>	<i>R</i> ($\phi = 0$)
6.20	1.51	2.64	0.545	24.80	0.48	0.75	0.303	3.10	1.41	4.20	0.760
6.40	1.42	2.56	0.541	25.20	0.47	0.72	0.295	3.20	1.30	4.09	0.764
6.80	1.28	2.37	0.526	25.60	0.47	0.68	0.286	3.30	1.20	3.97	0.767
7.00	1.22	2.28	0.517	26.00	0.46	0.64	0.276	3.40	1.11	3.84	0.769
7.20	1.16	2.19	0.508	26.40	0.46	0.61	0.263	3.50	1.04	3.71	0.768
7.40	1.12	2.08	0.493	26.80	0.46	0.57	0.249	3.60	0.99	3.58	0.764
7.60	1.12	1.98	0.468	27.20	0.47	0.53	0.231	3.70	0.95	3.45	0.759
7.80	1.08	1.93	0.463	27.60	0.48	0.50	0.216	3.80	0.91	3.34	0.753
8.00	1.05	1.83	0.443	28.00	0.49	0.47	0.198	3.90	0.88	3.23	0.747
8.20	1.05	1.74	0.418	29.00	0.51	0.41	0.164	4.00	0.86	3.12	0.739
8.40	1.05	1.66	0.397	30.00	0.55	0.34	0.129	4.20	0.83	2.94	0.722
8.60	1.06	1.58	0.372	31.00	0.59	0.29	0.097	4.40	0.80	2.76	0.706
8.80	1.07	1.52	0.351	32.00	0.64	0.26	0.072	4.60	0.78	2.60	0.684
9.00	1.09	1.46	0.327	33.00	0.67	0.24	0.060	4.80	0.79	2.46	0.659
9.20	1.11	1.41	0.309	34.00	0.70	0.22	0.047	5.00	0.79	2.34	0.635
9.40	1.14	1.36	0.290	35.00	0.74	0.20	0.036	5.20	0.79	2.23	0.613
9.60	1.17	1.31	0.273	36.00	0.77	0.19	0.029	5.40	0.80	2.14	0.591
9.80	1.20	1.27	0.258	37.00	0.80	0.19	0.023	5.60	0.80	2.06	0.573
10.00	1.24	1.24	0.244	38.00	0.84	0.19	0.018	5.80	0.79	2.00	0.561
10.20	1.29	1.22	0.234	39.00	0.88	0.21	0.016	6.00	0.76	1.93	0.556
10.40	1.33	1.23	0.233	40.00	0.87	0.25	0.023	6.20	0.73	1.85	0.544
10.60	1.36	1.25	0.238	42.00	0.87	0.25	0.023	6.40	0.70	1.77	0.534
10.80	1.38	1.28	0.245	44.00	0.88	0.28	0.026	6.60	0.68	1.69	0.518
11.00	1.37	1.31	0.253	46.00	0.84	0.31	0.035	6.80	0.67	1.60	0.498
11.20	1.36	1.33	0.259	48.00	0.82	0.30	0.036	7.00	0.66	1.52	0.476
11.40	1.33	1.34	0.264	50.00	0.80	0.30	0.039	7.20	0.66	1.43	0.452
11.60	1.31	1.34	0.266	52.00	0.77	0.30	0.044	7.40	0.66	1.35	0.423
11.80	1.28	1.33	0.266	54.00	0.71	0.29	0.055	7.60	0.67	1.27	0.394
12.00	1.26	1.32	0.264	56.00	0.66	0.23	0.061	7.80	0.68	1.20	0.363
12.40	1.23	1.29	0.257	58.00	0.64	0.16	0.055	8.00	0.69	1.12	0.329
12.80	1.22	1.26	0.251	<i>Rhodium^{II}</i>				8.20	0.71	1.04	0.288
13.20	1.20	1.23	0.245	0.10	18.48	69.43	0.986	8.40	0.74	0.97	0.252
13.60	1.19	1.20	0.236	0.20	8.66	37.46	0.977	8.60	0.78	0.89	0.212
14.00	1.20	1.16	0.225	0.30	5.85	25.94	0.967	8.80	0.83	0.83	0.179
14.40	1.22	1.13	0.214	0.40	4.74	19.80	0.955	9.00	0.88	0.77	0.148
14.80	1.27	1.12	0.207	0.50	4.20	16.07	0.941	9.20	0.95	0.73	0.125
15.20	1.31	1.17	0.218	0.60	3.87	13.51	0.925	9.40	1.01	0.71	0.110
15.60	1.31	1.23	0.234	0.70	3.67	11.72	0.908	9.60	1.07	0.69	0.102
16.00	1.28	1.28	0.251	0.80	3.63	10.34	0.887	9.80	1.12	0.69	0.098
16.40	1.24	1.33	0.270	0.90	3.62	9.36	0.867	10.00	1.17	0.69	0.098
16.80	1.17	1.37	0.288	1.00	3.71	8.67	0.848	10.60	1.26	0.73	0.106
17.00	1.14	1.38	0.297	1.10	3.67	8.26	0.837	11.00	1.29	0.76	0.113
17.40	1.06	1.39	0.314	1.20	3.51	7.94	0.832	11.60	1.32	0.80	0.124
18.00	0.95	1.38	0.334	1.30	3.26	7.63	0.829	12.00	1.32	0.82	0.127
18.40	0.88	1.36	0.346	1.40	3.01	7.31	0.827	12.60	1.32	0.82	0.129
18.80	0.82	1.33	0.355	1.50	2.78	6.97	0.823	13.00	1.32	0.83	0.131
19.20	0.76	1.29	0.360	1.60	2.60	6.64	0.818	13.60	1.32	0.85	0.134
19.60	0.72	1.25	0.363	1.70	2.42	6.33	0.813	14.00	1.32	0.86	0.138
20.00	0.67	1.21	0.369	1.80	2.30	6.02	0.805	14.60	1.30	0.89	0.144
20.40	0.64	1.15	0.364	1.90	2.20	5.76	0.798	15.00	1.28	0.90	0.147
20.80	0.61	1.10	0.357	2.00	2.12	5.51	0.789	15.60	1.25	0.90	0.147
21.20	0.60	1.06	0.349	2.10	2.05	5.30	0.780	16.00	1.24	0.89	0.147
21.60	0.58	1.02	0.342	2.20	2.00	5.11	0.772	16.50	1.23	0.88	0.145
22.00	0.57	0.98	0.336	2.30	1.94	4.94	0.765	17.00	1.22	0.88	0.144
22.40	0.56	0.95	0.328	2.40	1.90	4.78	0.756	17.50	1.22	0.87	0.143
22.80	0.55	0.92	0.325	2.50	1.88	4.65	0.748	18.00	1.23	0.88	0.145
23.20	0.53	0.89	0.322	2.60	1.85	4.55	0.743	18.50	1.25	0.92	0.155
23.60	0.52	0.85	0.317	2.70	1.80	4.49	0.742	19.00	1.24	0.98	0.172
24.00	0.50	0.82	0.314	2.90	1.63	4.36	0.748	19.50	1.18	1.05	0.193
24.40	0.49	0.79	0.309	3.00	1.53	4.29	0.753	20.00	1.10	1.09	0.213

Energy (eV)	n	k	$R(\phi = 0)$
20.50	1.00	1.09	0.230
21.00	0.91	1.05	0.234
21.50	0.86	1.00	0.228
22.00	0.83	0.95	0.219
22.50	0.81	0.92	0.214
23.00	0.79	0.90	0.213
23.50	0.75	0.87	0.214
24.00	0.73	0.84	0.210
24.50	0.70	0.81	0.208
25.00	0.69	0.77	0.202
25.50	0.67	0.74	0.195
26.00	0.66	0.70	0.188
26.50	0.65	0.66	0.176
27.00	0.65	0.64	0.168
27.50	0.65	0.61	0.159
28.00	0.65	0.59	0.152
29.00	0.65	0.54	0.137
30.00	0.66	0.51	0.127
31.00	0.64	0.49	0.127
32.00	0.61	0.44	0.126
33.00	0.60	0.37	0.110
34.00	0.65	0.30	0.074
35.00	0.69	0.28	0.058
36.00	0.73	0.27	0.049
37.00	0.74	0.28	0.047
38.00	0.74	0.27	0.045
39.00	0.75	0.25	0.041

Ruthenium, single crystal, $\vec{E} \parallel \vec{c}^o$

0.10	11.50	51.38	0.984
0.20	5.93	27.14	0.970
0.30	4.33	18.50	0.953
0.40	3.60	13.97	0.933
0.50	3.18	11.04	0.909
0.60	3.28	8.89	0.865
0.70	3.62	7.73	0.822
0.80	3.42	7.02	0.801
0.90	3.25	6.12	0.766
1.00	3.39	5.33	0.715
1.10	3.66	4.83	0.675
1.20	3.84	4.57	0.654
1.30	3.94	4.38	0.638
1.40	4.02	4.19	0.624
1.50	4.16	4.07	0.614
1.60	4.33	4.08	0.615
1.70	4.42	4.21	0.624
1.80	4.40	4.38	0.636
1.90	4.29	4.61	0.651
2.00	4.04	4.81	0.667
2.10	3.69	4.90	0.679
2.20	3.35	4.82	0.683
2.30	3.09	4.70	0.681
2.40	2.89	4.55	0.677
2.50	2.74	4.40	0.671
2.60	2.64	4.25	0.663
2.70	2.58	4.14	0.656
2.80	2.54	4.05	0.650
2.90	2.48	4.03	0.650
3.00	2.38	4.03	0.656
3.10	2.26	4.00	0.661
3.20	2.13	3.96	0.666

Energy (eV)	n	k	$R(\phi = 0)$
3.30	2.00	3.91	0.671
3.40	1.87	3.83	0.673
3.50	1.76	3.74	0.674
3.60	1.66	3.65	0.675
3.70	1.57	3.55	0.673
3.80	1.49	3.45	0.672
3.90	1.42	3.35	0.668
4.00	1.37	3.24	0.661
4.20	1.29	3.08	0.649
4.40	1.22	2.93	0.639
4.60	1.16	2.79	0.628
4.80	1.11	2.67	0.617
5.00	1.06	2.56	0.607
5.20	1.01	2.46	0.600
5.40	0.95	2.35	0.593
5.60	0.92	2.23	0.576
5.80	0.90	2.14	0.559
6.00	0.88	2.05	0.545
6.20	0.87	1.98	0.531
6.40	0.84	1.91	0.521
6.60	0.82	1.84	0.510
6.80	0.79	1.77	0.500
7.00	0.76	1.69	0.489
7.20	0.75	1.61	0.472
7.40	0.73	1.54	0.455
7.60	0.73	1.46	0.433
7.80	0.73	1.39	0.411
8.00	0.72	1.33	0.391
8.20	0.72	1.26	0.366
8.40	0.73	1.20	0.342
8.60	0.74	1.14	0.318
8.80	0.74	1.08	0.295
9.00	0.75	1.02	0.267
9.20	0.77	0.97	0.243
9.40	0.79	0.91	0.217
9.60	0.82	0.86	0.190
9.80	0.85	0.81	0.167
10.00	0.88	0.76	0.144
10.20	0.92	0.72	0.125
10.40	0.96	0.69	0.110
10.60	1.01	0.67	0.100
10.80	1.05	0.66	0.094
11.00	1.09	0.65	0.090
11.20	1.12	0.65	0.088
11.40	1.15	0.65	0.087
11.60	1.18	0.65	0.088
11.80	1.21	0.66	0.090
12.00	1.23	0.67	0.092
12.40	1.26	0.69	0.098
12.80	1.27	0.72	0.104
13.20	1.28	0.74	0.108
13.60	1.28	0.75	0.111
14.00	1.28	0.76	0.114
14.40	1.27	0.76	0.114
14.80	1.27	0.76	0.114
15.00	1.27	0.76	0.114
15.60	1.28	0.77	0.115
16.00	1.30	0.78	0.118
16.50	1.32	0.80	0.123
17.00	1.34	0.85	0.136

Energy (eV)	n	k	$R(\phi = 0)$
17.50	1.32	0.93	0.155
18.00	1.26	0.99	0.173
18.50	1.18	1.02	0.185
19.00	1.11	1.02	0.192
19.50	1.05	1.02	0.199
20.00	0.99	1.02	0.208
20.50	0.92	0.99	0.212
21.00	0.86	0.94	0.209
21.50	0.83	0.90	0.203
22.00	0.81	0.86	0.193
23.00	0.77	0.79	0.182
24.00	0.74	0.74	0.171
25.00	0.71	0.69	0.163
26.00	0.68	0.63	0.154
27.00	0.67	0.57	0.140
28.00	0.66	0.51	0.124
29.00	0.67	0.46	0.107
30.00	0.67	0.43	0.097
31.00	0.67	0.37	0.084
32.00	0.69	0.33	0.070
33.00	0.71	0.30	0.058
34.00	0.73	0.27	0.048
35.00	0.75	0.25	0.039
36.00	0.77	0.24	0.035
37.00	0.79	0.23	0.039
38.00	0.80	0.22	0.027
39.00	0.82	0.22	0.024
40.00	0.83	0.22	0.022

Ruthenium, single crystal, $\vec{E} \perp \vec{c}^o$

0.10	11.85	50.81	0.983
0.20	6.68	27.18	0.966
0.30	4.94	18.92	0.950
0.40	3.90	14.51	0.933
0.50	3.27	11.63	0.915
0.60	2.98	9.54	0.888
0.70	2.82	7.99	0.856
0.80	2.73	6.71	0.815
0.90	2.82	5.54	0.751
1.00	3.17	4.59	0.670
1.10	3.69	3.91	0.604
1.20	4.28	3.66	0.585
1.30	4.66	3.72	0.593
1.40	4.86	3.79	0.601
1.50	4.99	3.89	0.609
1.60	5.08	4.03	0.618
1.70	5.12	4.22	0.629
1.80	5.10	4.45	0.642
1.90	4.96	4.78	0.660
2.00	4.61	5.06	0.677
2.10	4.21	5.09	0.682
2.20	3.94	5.00	0.681
2.30	3.69	4.97	0.684
2.40	3.44	4.88	0.684
2.50	3.27	4.77	0.681
2.60	3.14	4.66	0.677
2.70	3.06	4.59	0.674
2.80	2.99	4.59	0.676
2.90	2.87	4.64	0.686
3.00	2.64	4.69	0.701
3.10	2.40	4.64	0.710

Energy (eV)	<i>n</i>	<i>k</i>	<i>R</i> ($\phi = 0$)	Energy (eV)	<i>n</i>	<i>k</i>	<i>R</i> ($\phi = 0$)	Energy (eV)	<i>n</i>	<i>k</i>	<i>R</i> ($\phi = 0$)
3.20	2.18	4.55	0.717	17.00	1.28	0.94	0.158	0.4959	3.442	1.41E-04	0.302
3.30	2.00	4.43	0.721	17.50	1.25	1.00	0.175	0.6199	3.462	1.12E-04	0.304
3.40	1.84	4.30	0.723	18.00	1.19	1.04	0.190	0.7439	3.486	9.42E-05	0.307
3.50	1.71	4.16	0.723	18.50	1.12	1.05	0.200	0.8679	3.516	8.07E-05	0.310
3.60	1.60	4.03	0.722	19.00	1.07	1.05	0.205	0.9919	3.551	7.11E-05	0.314
3.70	1.50	3.90	0.721	19.50	1.02	1.04	0.212	1.116	3.592	6.37E-05	0.319
3.80	1.41	3.77	0.718	20.00	0.97	1.04	0.219	1.240	3.640	5.81E-05	0.324
3.90	1.35	3.64	0.713	20.50	0.91	1.03	0.228	1.50		1.33E-04	
4.00	1.29	3.53	0.707	21.00	0.85	1.01	0.234	1.60		1.59E-04	
4.20	1.21	3.31	0.694	21.50	0.80	0.97	0.234	1.70		6.27E-04	
4.40	1.16	3.13	0.679	22.00	0.77	0.94	0.233	1.80	4.46	2.20E-02	0.402
4.60	1.13	2.97	0.662	23.00	0.71	0.87	0.229	2.0	4.79	0.76	0.438
4.80	1.09	2.86	0.652	24.00	0.67	0.79	0.218	2.2	4.49	1.19	0.431
5.00	1.03	2.75	0.648	25.00	0.64	0.73	0.205	2.4	4.28	1.21	0.417
5.20	0.97	2.64	0.643	26.00	0.61	0.66	0.194	2.6	4.40	1.32	0.430
5.40	0.91	2.52	0.635	27.00	0.60	0.59	0.177	2.8	4.59	1.70	0.462
5.60	0.88	2.40	0.622	28.00	0.60	0.53	0.155	3.0	4.44	2.29	0.490
5.80	0.86	2.29	0.605	29.00	0.61	0.48	0.134	3.2	3.92	2.59	0.493
6.00	0.84	2.20	0.591	30.00	0.62	0.45	0.123	3.4	3.69	2.76	0.502
6.20	0.82	2.11	0.576	31.00	0.61	0.40	0.114	3.6	3.39	3.01	0.521
6.40	0.81	2.04	0.564	32.00	0.63	0.34	0.093	3.8	(3.00)		
6.60	0.78	1.97	0.556	33.00	0.65	0.31	0.077	4.0	(2.65)		
6.80	0.76	1.89	0.545	34.00	0.67	0.28	0.065	4.2	(2.30)		
7.00	0.73	1.82	0.538	35.00	0.70	0.26	0.054	4.5	1.92	2.78	0.528
7.20	0.70	1.75	0.527	36.00	0.72	0.25	0.047	5.0	1.50	2.31	0.482
7.40	0.68	1.67	0.513	37.00	0.73	0.23	0.041	6.0	1.57	1.49	0.288
7.60	0.67	1.59	0.496	38.00	0.75	0.22	0.035	7.0	1.84	1.45	0.276
7.80	0.66	1.51	0.476	39.00	0.77	0.22	0.031	8.0	1.35	1.68	0.353
8.00	0.66	1.44	0.454	40.00	0.79	0.22	0.028	9.0	1.35	1.64	0.342
8.20	0.65	1.36	0.430	<i>Selenium, single crystal, $\vec{E} \parallel \vec{c}^{22}$</i>				10.0	0.92	1.07	0.238
8.40	0.66	1.29	0.403	0.01364	2.914	0.248	0.242	12.0	1.00	1.10	0.232
8.60	0.66	1.22	0.378	0.01488	3.175	9.95E-02	0.272	14.0	0.81	0.91	0.211
8.80	0.68	1.15	0.346	0.01612	3.263	2.13E-03	0.282	16.0	0.65	0.61	0.160
9.00	0.69	1.09	0.317	0.01736	3.306	3.81E-02	0.287	18.0	0.65	0.48	0.120
9.20	0.70	1.02	0.286	0.01860	3.330	7.04E-03	0.290	20.0	0.69	0.36	0.076
9.40	0.73	0.95	0.251	0.01984	3.346	4.23E-02	0.291	22.0	0.81	0.25	0.030
9.60	0.77	0.89	0.216	0.02108	3.358	3.40E-03	0.293	24.0	0.91	0.18	0.011
9.80	0.82	0.84	0.185	0.02232	3.366	5.31E-02	0.294	26.0	0.86	0.15	0.012
10.00	0.86	0.81	0.163	0.02356	3.372	1.96E-03	0.294	28.0	0.85	0.13	0.011
10.20	0.90	0.77	0.143	0.02480	3.377	2.39E-02	0.295	30.0	0.87	0.11	0.008
10.40	0.94	0.74	0.127	0.02604	3.380		0.295	<i>Selenium, single crystal, $\vec{E} \perp \vec{c}^{22}$</i>			
10.60	0.99	0.72	0.115	0.02728		1.16E-02		0.01364	2.854	0.0239	0.231
10.80	1.04	0.71	0.108	0.02976		7.96E-03		0.01488	2.932	0.0325	0.241
11.00	1.08	0.70	0.104	0.03224		8.57E-03		0.01612	3.140	0.1750	0.269
11.20	1.11	0.70	0.102	0.03472		2.70E-02		0.01736	2.959	1.3300	0.321
11.40	1.14	0.70	0.101	0.03720	3.397	1.72E-02	0.297	0.01860	2.111	0.2550	0.133
11.60	1.17	0.71	0.102	0.04463		1.13E-02		0.01984	2.356	0.0746	0.164
11.80	1.20	0.72	0.104	0.04959	3.403	2.79E-03	0.298	0.02108	2.462	0.0276	0.178
12.00	1.22	0.73	0.107	0.05703		1.56E-03		0.02232	2.502	0.0442	0.184
12.40	1.25	0.76	0.113	0.06199	3.405	1.35E-03	0.298	0.02356	2.543	0.0097	0.190
12.80	1.26	0.78	0.118	0.06819		5.79E-04		0.02480	2.550	0.0239	0.191
13.20	1.27	0.81	0.124	0.07439	3.407	4.44E-04	0.298	0.02604	2.582		0.195
13.60	1.27	0.83	0.129	0.08059		4.41E-04		0.02728	2.600	0.0101	0.198
14.00	1.26	0.84	0.132	0.08679	3.408	4.32E-04	0.298	0.02976	2.576	9.95E-03	0.194
14.40	1.25	0.84	0.132	0.09299		2.44E-04		0.03224	2.598	1.16E-02	0.197
14.80	1.25	0.84	0.133	0.09919	3.409	3.23E-04	0.299	0.03472	2.607	1.68E-02	0.199
15.00	1.25	0.84	0.133	0.1116	3.409	2.87E-04	0.299	0.03720	2.613	1.54E-02	0.199
15.60	1.25	0.85	0.134	0.1240	3.410	2.71E-04	0.299	0.04463		1.17E-02	
16.00	1.27	0.85	0.134	0.2480	3.417	2.67E-04	0.299	0.04959	2.627	3.58E-03	0.201
16.50	1.28	0.89	0.145	0.3720	3.427	1.90E-04	0.301	0.05703		8.65E-04	

Energy (eV)	n	k	$R(\phi = 0)$
0.06199	2.632	2.07E-03	0.202
0.06819		2.89E-04	
0.07439	2.635	1.59E-04	0.202
0.08059		1.35E-04	
0.08679	2.636	1.42E-04	0.202
0.09299		1.04E-04	
0.09919	2.637	8.95E-05	0.203
0.1116	2.638	8.84E-05	0.203
0.1240	2.639	8.51E-05	0.203
0.2480	2.645	5.97E-05	0.204
0.3720	2.652	5.44E-05	0.205
0.4959	2.654	4.58E-05	0.205
0.6199	2.675	3.82E-05	0.208
0.7439	2.692	3.32E-05	0.210
0.8679	2.713	2.96E-05	0.213
0.9919	2.739	2.69E-05	0.216
1.116	2.772	2.48E-05	0.221
1.240	2.816	2.31E-05	0.226
1.50		7.37E-05	
1.60		8.63E-05	
1.70		3.60E-04	
1.80	3.32	0.11	0.289
2.00	3.38	0.65	0.310
2.20	3.07	0.73	0.282
2.40	2.93	0.61	0.259
2.60	3.00	0.53	0.263
2.80	3.12	0.58	0.279
3.00	3.30	0.70	0.305
3.20	3.35	1.01	0.328
3.40	3.22	1.24	0.334
3.60	3.06	1.47	0.344
3.80	2.84	1.66	0.351
4.00	2.51	1.81	0.356
4.20	2.18	1.83	0.352
4.50	1.75	1.94	0.382
5.00	1.25	1.50	0.316
6.00	1.32	0.73	0.107
7.00	1.62	0.61	0.105
8.00	1.81	0.69	0.135
9.00	1.66	1.02	0.182
10.00	1.72	0.95	0.171
12.00	1.25	1.02	0.181
14.00	0.98	0.92	0.178
16.00	0.68	0.96	0.274
18.00	0.61	0.65	0.191
20.00	0.73	0.48	0.094
22.00	0.78	0.39	0.060
24.00	0.78	0.32	0.046
26.00	0.78	0.26	0.036
28.00	0.80	0.19	0.023
30.00	0.79	0.14	0.020

*Silicon, single crystal*²³

0.01240	3.4185	2.90E-04	0.300
0.01488	3.4190	2.30E-04	0.300
0.01736	3.4192	1.90E-04	0.300
0.01984	3.4195	1.70E-04	0.300
0.02480	3.4197		0.300
0.03100	3.4199		0.300
0.04092	3.4200		0.300
0.04463		1.08E-04	

Energy (eV)	n	k	$R(\phi = 0)$
0.04959	3.4201	9.15E-05	0.300
0.05703		1.56E-04	
0.06199	3.4204	2.86E-04	0.300
0.06943		3.84E-04	
0.07439		7.16E-04	
0.08059	(3.4207)	1.52E-04	0.300
0.08679		1.02E-04	
0.09299		2.59E-04	
0.09919		1.77E-04	
0.1054		1.53E-04	
0.1116		2.02E-04	
0.1178		1.22E-04	
0.1240	3.4215	6.76E-05	0.300
0.1364		5.49E-05	
0.1488		2.41E-05	
0.1612		2.49E-05	
0.1736	(3.4230)	1.68E-05	0.300
0.1798		2.45E-05	
0.1860		2.66E-06	
0.1922		1.74E-06	
0.1984		8.46E-07	
0.2046		5.64E-07	
0.2108	(3.4244)	4.17E-07	0.300
0.2170		4.05E-07	
0.2232		3.94E-07	
0.2294		3.26E-07	
0.2356		2.97E-07	
0.2418		2.82E-07	
0.2480	3.4261	1.99E-07	0.300
0.3100	3.4294		0.301
0.3626	3.4327		0.301
0.4568	3.4393	2.50E-09	0.302
0.6199	3.4490		0.303
0.8093	3.4784		0.306
1.033	3.5193		0.311
1.1	(3.5341)	1.30E-05	0.312
1.2		1.80E-04	
1.3		2.26E-03	
1.4		7.75E-03	
1.5	3.673	5.00E-03	0.327
1.6	3.714	8.00E-03	0.331
1.7	3.752	1.00E-02	0.335
1.8	3.796	0.013	0.340
1.9	3.847	0.016	0.345
2.0	3.906	0.022	0.351
2.1	3.969	0.030	0.357
2.2	4.042	0.032	0.364
2.3	4.123	0.048	0.372
2.4	4.215	0.060	0.380
2.5	4.320	0.073	0.390
2.6	4.442	0.090	0.400
2.7	4.583	0.130	0.412
2.8	4.753	0.163	0.426
2.9	4.961	0.203	0.442
3.0	5.222	0.269	0.461
3.1	5.570	0.387	0.486
3.2	6.062	0.630	0.518
3.3	6.709	1.321	0.561
3.4	6.522	2.705	0.592
3.5	5.610	3.014	0.575

Energy (eV)	n	k	$R(\phi = 0)$
3.6	5.296	2.987	0.564
3.7	5.156	3.058	0.563
3.8	5.065	3.182	0.568
3.9	5.016	3.346	0.577
4.0	5.010	3.587	0.591
4.1	5.020	3.979	0.614
4.2	4.888	4.639	0.652
4.3	4.086	5.395	0.703
4.4	3.120	5.344	0.726
4.5	2.451	5.082	0.740
4.6	1.988	4.678	0.742
4.7	1.764	4.278	0.728
4.8	1.658	3.979	0.710
4.9	1.597	3.749	0.693
5.0	1.570	3.565	0.675
5.1	1.571	3.429	0.658
5.2	1.589	3.354	0.646
5.3	1.579	3.353	0.647
5.4	1.471	3.366	0.663
5.5	1.340	3.302	0.673
5.6	1.247	3.206	0.675
5.7	1.180	3.112	0.673
5.8	1.133	3.045	0.672
5.9	1.083	2.982	0.673
6.0	1.010	2.909	0.677
6.5	0.847	2.73	0.688
7.0	0.682	2.45	0.691
7.5	0.563	2.21	0.693
8.0	0.478	2.00	0.691
8.5	0.414	1.82	0.688
9.0	0.367	1.66	0.683
9.5	0.332	1.51	0.672
10.0	0.306	1.38	0.661
12.0	0.257	0.963	0.590
14.0	0.275	0.641	0.460
16.0	0.345	0.394	0.297
18.0	0.455	0.219	0.159
20.0	0.567	0.0835	0.079
22.14	0.675	0.0405	0.038
24.31	0.752	0.0243	0.020
26.38	0.803	0.0178	0.012
28.18	0.834	0.0152	0.008
30.24	0.860	0.0138	0.006
31.79	0.877	0.0132	0.004
34.44	0.899	0.0121	0.003
36.47	0.913	0.0113	0.002
38.75	0.925	0.0104	0.002
40.00	0.930	0.0100	0.001
<i>Silver</i> ⁶			
0.10	9.91	90.27	0.995
0.20	2.84	45.70	0.995
0.30	1.41	30.51	0.994
0.40	0.91	22.89	0.993
0.50	0.67	18.32	0.992
1.00	0.28	9.03	0.987
1.50	0.27	5.79	0.969
2.00	0.27	4.18	0.944
2.50	0.24	3.09	0.914
3.00	0.23	2.27	0.864
3.25	0.23	1.86	0.816

Energy (eV)	<i>n</i>	<i>k</i>	<i>R</i> ($\phi = 0$)	Energy (eV)	<i>n</i>	<i>k</i>	<i>R</i> ($\phi = 0$)	Energy (eV)	<i>n</i>	<i>k</i>	<i>R</i> ($\phi = 0$)
3.50	0.21	1.42	0.756	46.00	0.90	0.32	0.031	11.08	0.870		0.005
3.60	0.23	1.13	0.671	48.00	0.89	0.31	0.030	11.83	0.887		0.004
3.70	0.30	0.77	0.475	50.00	0.88	0.29	0.027	12.73	0.907		0.002
3.77	0.53	0.40	0.154	52.00	0.89	0.28	0.024	13.05	0.913		0.002
3.80	0.73	0.30	0.053	54.00	0.88	0.17	0.024	13.42	0.914		0.002
3.90	1.30	0.36	0.040	56.00	0.87	0.26	0.024	13.73	0.917		0.002
4.00	1.61	0.60	0.103	58.00	0.87	0.24	0.021	14.07	0.922		0.002
4.10	1.73	0.85	0.153	60.00	0.87	0.22	0.018	14.83	0.934		0.001
4.20	1.75	1.06	0.194	62.00	0.88	0.21	0.016	15.05	0.936		0.001
4.30	1.73	1.13	0.208	64.00	0.88	0.21	0.016	15.46	0.942		0.001
4.50	1.69	1.28	0.238	66.00	0.88	0.21	0.016	16.21	0.948		0.001
4.75	1.61	1.34	0.252	68.00	0.87	0.21	0.017	18.10	0.964		0.000
5.00	1.55	1.36	0.257	70.00	0.83	0.20	0.021	21.12	0.979		0.000
5.50	1.45	1.34	0.257	72.00	0.85	0.18	0.016	25.51	0.993		0.000
6.00	1.34	1.28	0.246	74.00	0.85	0.17	0.014	26.95	1.00		0.000
6.50	1.25	1.18	0.225	76.00	0.85	0.16	0.013	27.68	1.01		0.000
7.00	1.18	1.06	0.196	78.00	0.85	0.15	0.013	28.37	1.01		0.000
7.50	1.14	0.91	0.157	80.00	0.85	0.14	0.012	29.52	1.02		0.000
8.00	1.16	0.75	0.114	85.00	0.85	0.11	0.011				
9.00	1.33	0.56	0.074	90.00	0.85	0.08	0.009				
10.00	1.46	0.56	0.082	95.00	0.86	0.06	0.007				
11.00	1.52	0.56	0.088	100.00	0.87	0.04	0.005				
12.00	1.61	0.59	0.100								
13.00	1.66	0.64	0.112								
14.00	1.72	0.78	0.141								
14.50	1.64	0.88	0.152								
15.00	1.56	0.92	0.156								
16.00	1.42	0.91	0.151								
17.00	1.33	0.86	0.139								
18.00	1.28	0.80	0.124								
19.00	1.27	0.75	0.111								
20.00	1.29	0.71	0.103								
21.00	1.35	0.75	0.112								
21.50	1.37	0.80	0.124								
22.00	1.34	0.87	0.141								
22.50	1.26	0.93	0.157								
23.00	1.17	0.94	0.163								
23.50	1.10	0.93	0.165								
24.00	1.04	0.90	0.165								
24.50	0.99	0.87	0.160								
25.00	0.95	0.83	0.154								
25.50	0.91	0.78	0.144								
26.00	0.90	0.74	0.133								
26.50	0.89	0.69	0.121								
27.00	0.89	0.65	0.109								
27.50	0.89	0.62	0.099								
28.00	0.90	0.59	0.090								
28.50	0.91	0.57	0.084								
29.00	0.92	0.56	0.079								
30.00	0.93	0.54	0.074								
31.00	0.93	0.53	0.072								
32.00	0.92	0.53	0.072								
33.00	0.90	0.51	0.071								
34.00	0.88	0.49	0.067								
35.00	0.86	0.45	0.061								
36.00	0.89	0.44	0.055								
38.00	0.89	0.39	0.043								
40.00	0.90	0.37	0.039								
42.00	0.90	0.35	0.036								
44.00	0.90	0.33	0.033								

Energy (eV)	<i>n</i>	<i>k</i>	<i>R</i> ($\phi = 0$)
46.00	0.90	0.32	0.031
48.00	0.89	0.31	0.030
50.00	0.88	0.29	0.027
52.00	0.89	0.28	0.024
54.00	0.88	0.17	0.024
56.00	0.87	0.26	0.024
58.00	0.87	0.24	0.021
60.00	0.87	0.22	0.018
62.00	0.88	0.21	0.016
64.00	0.88	0.21	0.016
66.00	0.88	0.21	0.016
68.00	0.87	0.21	0.017
70.00	0.83	0.20	0.021
72.00	0.85	0.18	0.016
74.00	0.85	0.17	0.014
76.00	0.85	0.16	0.013
78.00	0.85	0.15	0.013
80.00	0.85	0.14	0.012
85.00	0.85	0.11	0.011
90.00	0.85	0.08	0.009
95.00	0.86	0.06	0.007
100.00	0.87	0.04	0.005

*Sodium*²⁴

Energy (eV)	<i>n</i>	<i>k</i>	<i>R</i> ($\phi = 0$)
0.55	0.262	9.97	0.990
0.58	0.241	9.45	0.989
0.63	0.207	8.80	0.990
0.67	0.175	8.09	0.990
0.73	0.147	7.42	0.990
0.81	0.123	6.67	0.989
0.92	0.099	5.82	0.989
1.05	0.078	5.11	0.989
1.23	0.064	4.35	0.987
1.44	0.053	3.72	0.986
1.65	0.050	3.22	0.983
1.87	0.049	2.76	0.978
2.07	0.053	2.48	0.971
2.27	0.059	2.23	0.961
2.45	0.063	2.07	0.953
2.64	0.066	1.88	0.943
2.82	0.068	1.76	0.936
2.95	0.068	1.63	0.928
3.06	0.069	1.54	0.921
3.20	0.065	1.47	0.921
3.40	0.061	1.33	0.916
3.71	0.055	1.13	0.908
3.97	0.049	1.01	0.908
6.199	0.390		0.193
6.358	0.454		0.141
6.526	0.485		0.120
6.702	0.533		0.093
6.888	0.574		0.073
7.130	0.616		0.056
7.328	0.641		0.048
7.583	0.674		0.038
7.847	0.700		0.031
8.015	0.710		0.029
8.634	0.762		0.018
9.143	0.800		0.012
9.709	0.819		0.010
10.20	0.843		0.007

*Tantalum*¹⁶

Energy (eV)	<i>n</i>	<i>k</i>	<i>R</i> ($\phi = 0$)
0.10	10.14	66.39	0.984
0.15	9.45	46.41	0.9834
0.20	5.77	35.46	0.982
0.26	3.67	27.53	0.981
0.30	2.87	23.90	0.980
0.38	2.03	18.87	0.978
0.50	1.37	14.26	0.974
0.58	1.15	12.19	0.970
0.70	0.96	9.92	0.962
0.78	0.89	8.77	0.956
0.90	0.84	7.38	0.942
1.00	0.89	6.47	0.992
1.10	0.93	5.75	0.899
1.20	0.98	5.14	0.872
1.30	1.00	4.62	0.842
1.40	1.04	4.15	0.805
1.50	1.09	3.73	0.762
1.60	1.15	3.33	0.707
1.70	1.24	2.95	0.640
1.80	1.35	2.60	0.560
1.90	1.57	2.24	0.460
2.00	1.83	1.99	0.388
2.10	2.10	1.84	0.354
2.20	2.36	1.81	0.351
2.30	2.56	1.86	0.365
2.40	2.68	1.92	0.378
2.50	2.75	1.98	0.388
2.60	2.80	2.02	0.395
2.70	2.84	2.08	0.405
2.80	2.85	2.14	0.412
2.90	2.84	2.20	0.420
3.00	2.81	2.24	0.425
3.20	2.73	2.31	0.432
3.40	2.61	2.33	0.435
3.60	2.49	2.30	0.430
3.80	2.40	2.22	0.418
4.00	2.36	2.14	0.406
4.20	2.35	2.06	0.392
4.40	2.39	2.01	0.384
4.60	2.45	2.00	0.384
4.80	2.53	2.06	0.394

Energy (eV)	n	k	$R(\phi = 0)$	Energy (eV)	n	k	$R(\phi = 0)$	Energy (eV)	n	k	$R(\phi = 0)$
5.00	2.58	2.20	0.416	23.00	0.73	0.24	0.043	0.7	7.00	0.24	0.563
5.20	2.52	2.44	0.450	23.60	0.80	0.26	0.033	0.8	7.23	0.48	0.574
5.40	2.31	2.61	0.480	24.00	0.80	0.26	0.034	0.9	7.48	0.94	0.589
5.60	2.06	2.67	0.501	24.60	0.82	0.25	0.029	1.0	7.70	1.56	0.606
5.80	1.83	2.63	0.510	25.00	0.83	0.25	0.026	1.2	6.99	2.22	0.593
6.00	1.63	2.56	0.515	25.60	0.86	0.24	0.022	1.4	7.11	2.46	0.604
6.20	1.48	2.45	0.512	26.00	0.88	0.25	0.022	1.6	6.75	2.91	0.606
6.40	1.37	2.33	0.504	26.60	0.87	0.26	0.023	1.8	6.89	3.70	0.637
6.60	1.29	2.22	0.492	27.00	0.87	0.25	0.022	2.0	4.67	4.67	0.654
6.80	1.23	2.11	0.478	27.60	0.89	0.23	0.019	2.2	4.94	5.16	0.681
7.00	1.18	2.01	0.462	28.00	0.90	0.23	0.017	2.4	3.94	5.08	0.686
7.20	1.15	1.91	0.445	28.60	0.91	0.22	0.015	2.6	3.25	4.77	0.681
7.40	1.13	1.82	0.425	29.00	0.92	0.22	0.014	2.8	2.73	4.42	0.674
7.60	1.12	1.75	0.406	29.60	0.94	0.22	0.014	3.0	2.30	4.16	0.674
7.80	1.11	1.68	0.390	30.00	0.95	0.22	0.014	3.5	1.69	3.44	0.646
8.00	1.11	1.61	0.370	31.00	0.97	0.23	0.014	4.0	1.33	2.64	0.571
8.20	1.12	1.55	0.350	32.00	0.98	0.24	0.015	4.5	1.32	1.96	0.428
8.40	1.13	1.50	0.332	33.00	0.98	0.25	0.015	5.0	1.63	1.60	0.312
8.60	1.14	1.45	0.317	34.00	0.99	0.25	0.016	5.5	1.72	1.57	0.302
8.80	1.17	1.41	0.301	35.00	0.99	0.26	0.017	6.0	1.73	1.45	0.276
9.00	1.19	1.40	0.294	36.00	0.99	0.27	0.018	6.5	1.78	1.36	0.257
9.20	1.21	1.38	0.289	37.00	0.99	0.28	0.019	7.0	1.83	1.36	0.257
9.40	1.21	1.38	0.287	38.00	0.98	0.28	0.021	7.5	1.72	1.51	0.289
9.60	1.21	1.38	0.285	39.00	0.97	0.29	0.022	8.0	1.54	1.37	0.260
9.80	1.21	1.37	0.285	40.00	0.95	0.29	0.023	8.5	1.55	1.23	0.226
10.00	1.20	1.37	0.286	<i>Tellurium, $\vec{E} \parallel \hat{c}^{25}$</i>				9.0	0.99	0.93	0.179
10.20	1.19	1.37	0.286	0.01364	4.82	0.118	0.431	9.5	1.47	1.25	0.233
10.40	1.18	1.37	0.287	0.01488	5.26	0.0505	0.463	10.0	0.86	0.86	0.181
10.60	1.16	1.36	0.288	0.01612	5.47	0.0278	0.477	11.0	0.80	0.77	0.165
10.80	1.15	1.36	0.289	0.01736	5.59	0.0174	0.485	12.0	0.79	0.76	0.164
11.00	1.13	1.35	0.290	0.01860		0.0796		14.0	0.67	0.59	0.146
11.20	1.11	1.35	0.292	0.01984		0.0696		16.0	0.59	0.49	0.147
11.40	1.09	1.34	0.293	0.02108		0.0749		18.0	0.48	0.31	0.160
11.60	1.07	1.33	0.294	0.02232		0.1900		20.0	0.74	0.20	0.035
11.80	1.05	1.32	0.295	0.02356		0.2220		22.0	0.83	0.18	0.018
12.00	1.02	1.31	0.296	0.02480		0.0716		24.0	0.85	0.15	0.013
12.20	1.00	1.29	0.295	0.02604		0.0682		26.0	0.87	0.12	0.009
12.40	0.98	1.28	0.294	0.02728		0.0832		28.0	0.89	0.090	0.006
12.60	0.96	1.26	0.292	0.02976		0.0149		30.0	0.90	0.045	0.003
12.80	0.94	1.24	0.289	0.03224		2.14E-03		<i>Tellurium, $\vec{E} \perp \hat{c}^{25}$</i>			
13.00	0.93	1.22	0.286	0.03472		1.71E-02		0.01364	2.61	0.2980	0.204
13.60	0.91	1.16	0.272	0.03720	5.94	3.71E-03	0.507	0.01488	3.65	0.0894	0.325
14.00	0.90	1.15	0.272	0.03968		2.44E-03		0.01612	4.10	0.0535	0.370
14.60	0.85	1.15	0.285	0.04339	5.96	1.59E-03	0.508	0.01736	4.63	0.4990	0.420
15.00	0.80	1.13	0.293	0.04711		7.85E-04		0.01860		0.1170	
15.60	0.72	1.08	0.301	0.05083		7.38E-04		0.01984		0.0343	
16.00	0.68	1.04	0.304	0.05579		3.89E-04		0.02108	(4.42)	0.0421	0.398
16.60	0.63	0.97	0.301	0.06199	5.98	3.09E-04	0.509	0.02232		0.1060	
17.00	0.60	0.92	0.296	0.07439		2.52E-04		0.02356		0.0880	
17.60	0.60	0.92	0.296	0.08679		2.96E-04		0.02480		0.0458	
18.00	0.55	0.79	0.274	0.09919		3.68E-04		0.02604		0.0928	
18.60	0.53	0.71	0.254	0.12400	6.246	3.34E-04	0.524	0.02728		0.0886	
19.00	0.53	0.65	0.236	0.15500	6.253		0.525	0.02976		0.0232	
19.60	0.53	0.57	0.207	0.20660	6.286		0.526	0.03224		3.06E-03	
20.00	0.54	0.52	0.185	0.24800	6.316	7.48E-05	0.528	0.03472		1.25E-02	
20.60	0.55	0.44	0.153	0.31	6.372	1.18E-05	0.531	0.03720	4.71	2.65E-03	0.422
21.00	0.57	0.39	0.127	0.35		4.93E-04		0.03968		1.89E-03	
21.60	0.64	0.34	0.089	0.41		6.74E-03		0.04339	4.74	1.41E-03	0.425
22.00	0.64	0.32	0.081	0.5	6.53	2.30E-02	0.539	0.04711		8.38E-04	
22.60	0.69	0.27	0.058	0.6	6.71	7.50E-02	0.549	0.05083		6.79E-04	

Energy (eV)	n	k	$R(\phi = 0)$	Energy (eV)	n	k	$R(\phi = 0)$	Energy (eV)	n	k	$R(\phi = 0)$
0.05579		1.59E-04		0.40	2.49	4.68	0.708	8.40	1.08	0.95	0.175
0.06199	4.77	1.16E-04	0.427	0.45	3.35	3.25	0.545	8.60	1.04	0.96	0.181
0.07439		7.23E-05		0.50	4.43	3.22	0.555	8.80	1.02	0.95	0.181
0.08679		5.34E-05		0.60	4.71	3.77	0.597	9.00	1.00	0.94	0.182
0.09919		4.28E-05		0.70	4.38	3.89	0.603	9.20	0.97	0.93	0.182
0.1240	4.796	3.18E-05	0.429	0.80	4.04	3.82	0.596	9.40	0.95	0.91	0.181
0.1550	4.809		0.430	0.90	3.80	3.65	0.582	9.60	0.94	0.90	0.179
0.2066	4.838		0.432	1.00	3.62	3.52	0.570	9.80	0.91	0.88	0.179
0.2480	4.864	2.19E-05	0.434	1.10	3.47	3.40	0.560	10.00	0.89	0.88	0.180
0.31	4.929	3.18E-05	0.439	1.20	3.35	3.30	0.550	10.20	0.86	0.85	0.178
0.35		7.89E-02		1.30	3.28	3.25	0.546	10.40	0.85	0.83	0.175
0.41		0.149		1.40	3.17	3.28	0.549	10.60	0.81	0.79	0.167
0.5	4.90		0.437	1.50	2.98	3.32	0.557	10.80	0.80	0.76	0.162
0.6	4.93		0.439	1.60	2.74	3.30	0.559	11.00	0.79	0.72	0.152
0.7	4.95	0.11	0.441	1.70	2.54	3.23	0.557	11.20	0.81	0.69	0.139
0.8	5.10	0.13	0.452	1.80	2.36	3.11	0.550	11.40	0.81	0.69	0.139
0.9	5.22	0.22	0.461	1.90	2.22	2.99	0.540	11.60	0.79	0.68	0.139
1.0	5.35	0.45	0.472	2.00	2.11	2.88	0.530	11.80	0.78	0.67	0.137
1.2	5.17	0.63	0.462	2.10	2.01	2.77	0.520	12.00	0.77	0.65	0.132
1.4	5.56	0.63	0.488	2.20	1.92	2.67	0.509	12.80	0.76	0.55	0.106
1.6	5.88	1.15	0.517	2.30	1.86	2.56	0.495	13.20	0.76	0.52	0.097
1.8	6.10	1.80	0.545	2.40	1.81	2.47	0.483	13.60	0.76	0.48	0.087
2.0	5.94	2.69	0.571	2.50	1.78	2.39	0.471	14.00	0.77	0.45	0.077
2.2	5.10	3.61	0.594	2.60	1.75	2.34	0.462	14.40	0.77	0.42	0.069
2.4	4.24	3.77	0.593	2.70	1.71	2.29	0.456	14.80	0.79	0.38	0.058
2.6	3.57	3.75	0.591	2.80	1.68	2.25	0.451	15.20	0.79	0.36	0.052
2.8	3.03	3.63	0.588	2.90	1.63	2.21	0.447	15.60	0.79	0.32	0.045
3.0	2.51	3.39	0.578	3.00	1.59	2.17	0.444	16.00	0.83	0.31	0.037
3.5	1.72	2.70	0.532	3.10	1.55	2.15	0.442	16.40	0.84	0.28	0.030
4.0	1.32	2.01	0.440	3.20	1.50	2.12	0.442	16.80	0.87	0.27	0.025
4.5	1.28	1.28	0.251	3.30	1.44	2.09	0.442	17.20	0.90	0.25	0.020
5.0	1.47	0.82	0.132	3.40	1.37	2.06	0.443	17.60	0.93	0.25	0.017
5.5	1.74	0.51	0.104	3.50	1.30	2.01	0.443	18.00	0.94	0.24	0.165
6.0	1.94	0.39	0.118	3.60	1.24	1.96	0.441	18.40	0.94	0.23	0.017
6.5	2.19	0.32	0.148	3.70	1.17	1.90	0.436	18.80	0.95	0.24	0.016
7.0	2.48	0.40	0.192	3.80	1.11	1.83	0.430	19.20	0.96	0.25	0.016
7.5	2.60	0.69	0.226	3.85	1.08	1.78	0.423	19.60	0.97	0.25	0.017
8.0	2.59	0.91	0.245	3.90	1.06	1.73	0.413	20.00	0.98	0.27	0.018
8.5	2.39	1.00	0.235	4.00	1.04	1.62	0.389	20.40	0.98	0.27	0.019
9.0	1.11	1.24	0.259	4.20	1.05	1.45	0.333	20.60	1.00	0.29	0.020
9.5	2.08	1.11	0.224	4.40	1.13	1.33	0.284	21.20	0.99	0.31	0.023
10.0	0.99	1.04	0.215	4.60	1.17	1.29	0.265	21.60	0.99	0.31	0.024
11.0	0.84	1.01	0.237	4.80	1.21	1.23	0.244	22.00	0.98	0.32	0.025
12.0	0.87	0.87	0.182	5.00	1.24	1.21	0.236	22.40	0.98	0.33	0.027
14.0	0.59	0.87	0.282	5.20	1.27	1.20	0.228	22.80	0.97	0.33	0.028
16.0	0.64	0.55	0.144	5.40	1.17	1.16	0.228	23.20	0.96	0.34	0.030
18.0	0.52	0.41	0.161	5.60	1.24	1.21	0.234	23.60	0.95	0.35	0.031
20.0	0.50	0.38	0.165	5.80	1.21	1.22	0.241	24.00	0.92	0.35	0.033
22.0	0.56	0.29	0.110	6.00	1.15	1.21	0.244	24.5	0.91	0.34	0.032
24.0	0.54	0.25	0.113	6.20	1.11	1.18	0.240	25.0	0.91	0.33	0.032
26.0	0.50	0.20	0.127	6.40	1.08	1.14	0.232	25.5	0.89	0.33	0.032
28.0	0.48	0.17	0.135	6.60	1.04	1.06	0.212	26.0	0.89	0.33	0.032
30.0	0.46	0.088	0.140	6.80	1.05	1.02	0.198	26.5	0.88	0.32	0.032
				7.00	1.06	0.97	0.182	27.0	0.86	0.31	0.032
				7.20	1.07	0.95	0.175	27.5	0.85	0.30	0.033
				7.40	1.11	0.94	0.167	28.0	0.84	0.29	0.033
				7.60	1.09	0.92	0.165	28.5	0.82	0.26	0.029
				7.80	1.11	0.93	0.165	29.0	0.83	0.25	0.027
				8.00	1.10	0.94	0.169	30.0	0.84	0.22	0.022
				8.20	1.10	0.95	0.171				
<i>Titanium (Polycrystalline)¹⁴</i>											
0.10	5.03	23.38	0.965								
0.15	3.00	15.72	0.954								
0.20	2.12	11.34	0.939								
0.25	2.05	8.10	0.890								
0.30	6.39	9.94	0.833								
0.35	2.74	6.21	0.792								

Energy (eV)	n	k	$R(\phi = 0)$	Energy (eV)	n	k	$R(\phi = 0)$	Energy (eV)	n	k	$R(\phi = 0)$
<i>Tungsten</i> ²⁷				5.40	2.92	3.58	0.586	22.80	0.49	0.69	0.272
0.10	14.06	54.71	0.983	5.60	2.43	3.70	0.618	23.20	0.49	0.66	0.263
0.20	3.87	28.30	0.981	5.80	2.00	3.61	0.637	23.60	0.48	0.62	0.252
0.25	2.56	22.44	0.980	6.00	1.70	3.42	0.643	24.00	0.49	0.57	0.234
0.30	1.83	18.32	0.979	6.20	1.47	3.24	0.646	24.40	0.50	0.53	0.213
0.34	1.71	15.71	0.973	6.40	1.32	3.04	0.640	24.80	0.51	0.49	0.191
0.38	1.86	13.88	0.963	6.60	1.21	2.87	0.631	25.20	0.53	0.46	0.171
0.42	1.92	12.63	0.954	6.80	1.12	2.70	0.619	25.60	0.55	0.43	0.150
0.46	1.69	11.59	0.952	7.00	1.06	2.56	0.607	26.00	0.57	0.40	0.132
0.50	1.40	10.52	0.952	7.20	1.01	2.43	0.593	26.40	0.59	0.38	0.117
0.54	1.23	9.45	0.948	7.40	0.98	2.30	0.573	26.80	0.61	0.37	0.105
0.58	1.17	8.44	0.938	7.60	0.95	2.18	0.556	27.00	0.62	0.36	0.099
0.62	1.28	7.52	0.917	7.80	0.93	2.06	0.533	27.50	0.64	0.34	0.085
0.66	1.45	6.78	0.888	8.00	0.94	1.95	0.505	28.00	0.67	0.32	0.073
0.70	1.59	6.13	0.856	8.20	0.94	1.86	0.481	28.50	0.69	0.31	0.065
0.74	1.83	5.52	0.810	8.40	0.96	1.76	0.449	29.00	0.71	0.30	0.057
0.78	2.12	5.00	0.759	8.60	0.99	1.70	0.422	29.50	0.73	0.30	0.052
0.82	2.36	4.61	0.710	8.80	1.01	1.65	0.401	30.00	0.75	0.29	0.047
0.86	2.92	4.37	0.661	9.00	1.01	1.60	0.388	31.00	0.78	0.29	0.042
0.90	3.11	4.44	0.660	9.20	1.02	1.55	0.369	32.00	0.79	0.29	0.040
0.94	3.15	4.43	0.658	9.40	1.03	1.50	0.352	33.00	0.82	0.28	0.033
0.98	3.15	4.36	0.653	9.60	1.05	1.44	0.329	34.00	0.84	0.29	0.032
1.00	3.14	4.32	0.649	9.80	1.09	1.38	0.307	35.00	0.85	0.31	0.033
1.10	3.05	4.04	0.627	10.00	1.13	1.34	0.287	36.00	0.85	0.32	0.036
1.20	3.00	3.64	0.590	10.20	1.19	1.33	0.274	37.00	0.84	0.33	0.039
1.30	3.12	3.24	0.545	10.40	1.24	1.34	0.270	38.00	0.83	0.33	0.040
1.40	3.29	2.96	0.515	10.60	1.27	1.36	0.274	39.00	0.81	0.33	0.042
1.50	3.48	2.79	0.500	10.80	1.29	1.39	0.282	40.00	0.80	0.33	0.045
1.60	3.67	2.68	0.494	11.00	1.28	1.42	0.290	<i>Vanadium</i> ⁹			
1.70	3.84	2.79	0.507	11.20	1.27	1.44	0.297	0.10	12.83	45.89	0.978
1.80	3.82	2.91	0.518	11.40	1.25	1.46	0.305	0.20	3.90	24.30	0.975
1.90	3.70	2.94	0.518	11.60	1.22	1.48	0.313	0.28	2.13	17.35	0.973
2.00	3.60	2.89	0.512	11.80	1.20	1.48	0.318	0.36	1.54	13.32	0.966
2.10	3.54	2.84	0.506	12.00	1.16	1.48	0.323	0.44	1.28	10.74	0.957
2.20	3.49	2.76	0.497	12.40	1.10	1.47	0.329	0.52	1.16	8.93	0.945
2.30	3.49	2.72	0.494	12.80	1.04	1.44	0.333	0.60	1.10	7.59	0.929
2.40	3.45	2.72	0.493	13.20	0.98	1.40	0.332	0.68	1.07	6.54	0.909
2.50	3.38	2.68	0.487	13.60	0.94	1.35	0.325	0.76	1.08	5.67	0.882
2.60	3.34	2.62	0.480	14.00	0.91	1.28	0.312	0.80	1.10	5.30	0.864
2.70	3.31	2.55	0.472	14.40	0.90	1.23	0.296	0.90	1.18	4.50	0.811
2.80	3.31	2.49	0.466	14.80	0.90	1.17	0.276	1.00	1.34	3.80	0.730
2.90	3.32	2.45	0.461	15.20	0.93	1.13	0.255	1.10	1.60	3.26	0.632
3.00	3.35	2.42	0.459	15.60	0.97	1.12	0.246	1.20	1.93	2.88	0.543
3.10	3.39	2.41	0.460	16.00	0.98	1.14	0.249	1.30	2.25	2.71	0.498
3.20	3.43	2.45	0.465	16.40	0.97	1.17	0.260	1.40	2.48	2.72	0.491
3.30	3.45	2.55	0.476	16.80	0.94	1.19	0.273	1.50	2.57	2.79	0.499
3.40	3.39	2.66	0.485	17.20	0.90	1.21	0.289	1.60	2.57	2.84	0.507
3.50	3.24	2.70	0.488	17.60	0.85	1.21	0.304	1.70	2.52	2.88	0.512
3.60	3.13	2.67	0.482	18.00	0.80	1.20	0.317	1.80	2.45	2.88	0.515
3.70	3.05	2.62	0.476	18.40	0.74	1.18	0.330	1.90	2.36	2.85	0.514
3.80	2.99	2.56	0.468	18.80	0.69	1.15	0.340	2.00	2.34	2.81	0.509
3.90	2.96	2.50	0.460	19.20	0.64	1.11	0.347	2.10	2.31	2.78	0.506
4.00	2.95	2.43	0.451	19.60	0.60	1.07	0.353	2.20	2.28	2.80	0.510
4.20	3.02	2.33	0.440	20.00	0.56	1.02	0.354	2.30	2.23	2.83	0.516
4.40	3.13	2.32	0.442	20.40	0.54	0.97	0.350	2.40	2.15	2.88	0.528
4.60	3.24	2.41	0.455	20.80	0.52	0.92	0.342	2.50	2.02	2.91	0.540
4.80	3.33	2.57	0.475	21.20	0.50	0.87	0.331	2.60	1.89	2.92	0.552
5.00	3.40	2.85	0.505	21.60	0.50	0.82	0.318	2.70	1.74	2.89	0.561
5.20	3.27	3.27	0.548	22.00	0.49	0.77	0.303	2.80	1.61	2.85	0.569
				22.40	0.49	0.73	0.287	2.90	1.48	2.80	0.577

Energy (eV)	<i>n</i>	<i>k</i>	<i>R</i> ($\phi = 0$)	Energy (eV)	<i>n</i>	<i>k</i>	<i>R</i> ($\phi = 0$)	Energy (eV)	<i>n</i>	<i>k</i>	<i>R</i> ($\phi = 0$)
3.00	1.36	2.73	0.582	27.00	0.84	0.16	0.015	1.305	3.3991	2.7684	0.497
3.20	1.16	2.55	0.585	27.50	0.85	0.16	0.014	1.377	3.1807	3.4709	0.569
3.40	0.99	2.37	0.586	28.00	0.85	0.15	0.013	1.459	3.5064	4.1994	0.630
3.60	0.87	2.17	0.575	28.50	0.86	0.14	0.012	1.550	4.1241	4.7768	0.664
3.80	0.80	1.96	0.547	29.00	0.86	0.14	0.011	1.653	4.0269	4.8027	0.667
4.00	0.78	1.76	0.503	29.50	0.86	0.13	0.010	1.722	3.9369	4.6356	0.657
4.20	0.80	1.60	0.449	30.00	0.87	0.13	0.009	1.823	3.7549	4.3042	0.635
4.40	0.83	1.47	0.400	31.00	0.88	0.12	0.008	1.937	3.4512	4.1942	0.631
4.60	0.87	1.38	0.355	32.00	0.90	0.11	0.007	1.984	3.2515	4.2980	0.644
4.80	0.90	1.31	0.326	33.00	0.90	0.10	0.005	2.066	2.0802	4.7231	0.738
5.00	0.91	1.26	0.304	34.00	0.91	0.10	0.005	2.094	1.7084	4.7923	0.774
5.25	0.93	1.18	0.271	35.00	0.92	0.09	0.004	2.119	1.3329	4.4751	0.791
5.50	0.94	1.14	0.258	36.00	0.94	0.10	0.004	2.275	0.9725	4.2879	0.825
5.75	0.96	1.09	0.235	37.00	0.94	0.10	0.004	2.455	0.7568	3.7627	0.824
6.00	0.98	1.06	0.223	38.00	0.95	0.11	0.004	2.666	0.5470	3.4277	0.845
6.25	0.97	1.02	0.212	39.00	0.95	0.12	0.004	2.917	0.4774	3.0476	0.834
6.50	0.97	0.98	0.199	40.00	0.95	0.13	0.005	3.220	0.3911	2.7463	0.835
6.75	0.97	0.94	0.185	<i>Zinc, $\vec{E} \parallel \hat{c}^{28}$</i>				3.594	0.3147	2.3041	0.821
7.00	0.98	0.91	0.175	0.7514	1.9241	7.5619	0.883	4.065	0.3013	2.0077	0.789
7.33	0.97	0.89	0.170	0.827	1.7921	6.9973	0.874	4.678	0.2806	1.7997	0.770
7.66	0.98	0.87	0.162	0.866	1.5571	6.7753	0.881	<i>Zirconium (Polycrystalline)²⁸</i>			
8.00	0.98	0.85	0.155	0.952	1.4824	6.2296	0.868	0.10	6.18	1.76	0.300
8.33	0.98	0.81	0.146	0.992	1.5762	5.8843	0.847	0.15	3.37	1.30	0.123
8.66	0.98	0.81	0.145	1.033	1.5407	5.3192	0.823	0.20	2.34	1.08	0.058
9.00	0.96	0.79	0.142	1.078	1.5853	4.9013	0.793	0.26	2.24	1.06	0.052
9.50	0.94	0.77	0.136	1.127	1.7768	4.5307	0.748	0.30	2.59	1.14	0.073
10.00	0.91	0.74	0.133	1.181	1.9808	4.2004	0.701	0.36	3.17	1.26	0.110
10.50	0.89	0.71	0.126	1.240	2.8821	3.4766	0.575	0.40	3.09	1.24	0.105
11.00	0.87	0.65	0.112	1.305	3.2039	3.0042	0.520	0.46	3.36	1.30	0.123
11.50	0.88	0.58	0.091	1.377	2.9459	3.5761	0.584	0.50	4.13	1.44	0.175
12.00	0.90	0.58	0.089	1.459	3.2523	4.2447	0.640	0.56	5.01	1.58	0.231
12.50	0.89	0.57	0.086	1.550	3.8086	4.6212	0.657	0.60	5.18	1.61	0.242
13.00	0.88	0.55	0.082	1.653	3.7577	4.6239	0.659	0.70	4.54	1.51	0.202
13.50	0.87	0.53	0.079	1.722	3.5908	4.4614	0.650	0.80	4.03	1.42	0.168
14.00	0.86	0.51	0.075	1.823	3.4234	4.3232	0.642	0.90	3.74	1.37	0.149
14.50	0.86	0.49	0.070	1.937	3.0132	3.9974	0.624	0.96	3.69	1.36	0.145
15.00	0.86	0.47	0.065	1.984	1.8562	3.9706	0.690	1.00	3.66	1.35	0.143
15.50	0.86	0.46	0.062	2.066	1.4856	4.0555	0.737	1.10	3.65	1.35	0.142
16.00	0.85	0.45	0.061	2.094	1.2525	3.9961	0.762	1.20	3.53	1.33	0.134
16.50	0.84	0.43	0.059	2.119	1.0017	3.8683	0.789	1.30	3.25	1.27	0.116
17.00	0.84	0.41	0.056	2.275	0.7737	3.9129	0.832	1.40	3.10	1.25	0.106
17.50	0.83	0.40	0.054	2.445	0.6395	3.4013	0.821	1.50	3.02	1.23	0.100
18.00	0.82	0.38	0.051	2.666	0.4430	3.1379	0.851	1.60	2.88	1.20	0.091
18.50	0.82	0.37	0.048	2.917	0.3589	2.8140	0.853	1.70	2.68	1.16	0.078
19.00	0.82	0.35	0.045	3.220	0.3069	2.5088	0.847	1.80	2.49	1.12	0.067
19.50	0.82	0.34	0.043	3.594	0.2737	2.1737	0.828	2.00	2.14	1.03	0.047
20.00	0.81	0.32	0.041	4.065	0.2510	1.8528	0.799	2.10	1.99	1.00	0.040
20.50	0.81	0.31	0.038	4.678	0.2354	1.6357	0.776	2.20	1.87	0.97	0.034
21.00	0.81	0.29	0.036	<i>Zinc, $\vec{E} \perp \hat{c}^{28}$</i>				2.30	1.78	0.94	0.030
21.50	0.81	0.28	0.033	0.751	1.4469	7.4158	0.905	2.40	1.71	0.92	0.027
22.00	0.81	0.27	0.032	0.827	1.4744	6.9688	0.892	2.50	1.62	0.90	0.024
22.50	0.81	0.25	0.029	0.866	1.3628	6.6886	0.892	2.60	1.54	0.88	0.022
23.00	0.82	0.24	0.027	0.952	1.3165	6.2212	0.881	2.70	1.46	0.86	0.019
23.50	0.82	0.23	0.025	0.992	1.3835	5.8910	0.863	2.80	1.40	0.84	0.018
24.00	0.82	0.22	0.024	1.033	1.2889	5.4001	0.850	2.90	1.34	0.82	0.016
24.50	0.83	0.21	0.022	1.078	1.3095	4.9025	0.822	3.00	1.30	0.81	0.016
25.00	0.83	0.20	0.020	1.127	1.6897	4.4062	0.746	3.10	1.26	0.80	0.015
25.50	0.83	0.19	0.019	1.181	1.9701	4.0176	0.684	3.30	1.19	0.77	0.014
26.00	0.83	0.18	0.018	1.240	2.8717	3.2873	0.555	3.40	1.16	0.76	0.013
26.50	0.84	0.17	0.016					3.50	1.13	0.75	0.013

Energy (eV)	n	k	$R(\phi = 0)$	Energy (eV)	n	k	$R(\phi = 0)$	Energy (eV)	n	k	$R(\phi = 0)$
3.60	1.10	0.74	0.013	9.00	1.65	0.91	0.025	17.20	1.09	0.74	0.013
3.70	1.07	0.73	0.013	9.20	1.63	0.90	0.025	17.60	1.13	0.75	0.013
3.80	1.04	0.72	0.012	9.40	1.60	0.89	0.024	18.00	1.17	0.76	0.014
3.90	1.01	0.71	0.012	9.60	1.57	0.89	0.023	18.40	1.21	0.78	0.014
4.00	0.98	0.70	0.012	9.80	1.52	0.87	0.021	18.80	1.24	0.79	0.014
4.20	0.94	0.68	0.013	10.00	1.47	0.86	0.020	19.20	1.27	0.80	0.015
4.40	0.89	0.67	0.013	10.20	1.42	0.84	0.018	19.60	1.29	0.80	0.015
4.60	0.85	0.65	0.014	10.40	1.35	0.82	0.016	20.00	1.30	0.81	0.015
4.80	0.81	0.64	0.014	10.50	1.32	0.81	0.016	20.60	1.29	0.80	0.015
5.00	0.78	0.63	0.015	10.60	1.28	0.80	0.015	21.00	1.27	0.80	0.015
5.20	0.77	0.62	0.016	10.80	1.23	0.78	0.014	21.60	1.23	0.78	0.014
5.40	0.77	0.62	0.016	11.00	1.19	0.77	0.014	22.00	1.20	0.77	0.014
5.60	0.80	0.63	0.014	11.20	1.16	0.76	0.013	22.60	1.15	0.76	0.013
5.80	0.87	0.66	0.013	11.40	1.13	0.75	0.013	23.00	1.12	0.75	0.013
6.00	1.00	0.71	0.012	11.60	1.11	0.74	0.013	23.60	1.08	0.73	0.013
6.20	1.11	0.75	0.013	11.80	1.09	0.74	0.013	24.00	1.05	0.73	0.013
6.40	1.23	0.78	0.014	12.00	1.08	0.73	0.013	24.60	1.02	0.71	0.012
6.60	1.33	0.81	0.016	12.40	1.05	0.72	0.012	25.00	1.00	0.71	0.012
6.80	1.42	0.84	0.018	12.80	1.01	0.71	0.012	25.60	0.97	0.69	0.012
7.00	1.49	0.86	0.020	13.20	0.98	0.70	0.012	26.00	0.95	0.69	0.013
7.20	1.54	0.88	0.022	13.60	0.95	0.69	0.013	26.60	0.91	0.67	0.013
7.40	1.58	0.89	0.023	14.00	0.92	0.68	0.013	27.00	0.88	0.66	0.013
7.60	1.61	0.90	0.024	14.40	0.89	0.67	0.013	27.60	0.84	0.65	0.014
7.80	1.63	0.90	0.025	14.80	0.90	0.67	0.013	28.00	0.83	0.64	0.014
8.00	1.66	0.91	0.026	15.20	0.92	0.68	0.013	28.60	0.82	0.64	0.014
8.20	1.67	0.91	0.026	15.60	0.95	0.69	0.013	29.00	0.81	0.64	0.014
8.40	1.68	0.92	0.026	16.00	0.98	0.70	0.012	29.60	0.82	0.64	0.014
8.60	1.68	0.92	0.026	16.40	1.01	0.71	0.012	30.00	0.82	0.64	0.014
8.80	1.66	0.91	0.026	16.80	1.04	0.72	0.012				

References

- Shiles, E., Sasaki, T., Inokuti, M., and Smith, D. Y., *Phys. Rev. Sect. B*, 22, 1612, 1980.
- Edwards, D. F., and Philipp, H. R., in *HOC-I*, p. 665.
- Ives, H. E., and Briggs, N. B., *J. Opt. Soc. Am.*, 27, 395, 1937.
- Bos, L. W., and Lynch, D. W., *Phys. Rev. Sect. B*, 2, 4567, 1970.
- Weaver, J. H., Colavita, E., Lynch, D. W., and Rosei, R., *Phys. Rev. Sect. B*, 19, 3850, 1979.
- Hagemann, H. J., Gudat, W., and Kunz, C., *J. Opt. Soc. Am.*, 65, 742, 1975.
- Schulz, L. G., *J. Opt. Soc. Am.*, 47, 64, 1957.
- Potter, R. F., in *HOC-I*, p. 465.
- Olson, C. G., Lynch, D. W., and Weaver, J. H., unpublished.
- Lynch, D. W., Olson, C. G., and Weaver, J. H., unpublished.
- Weaver, J. H., Olson, C. G., and Lynch, D. W., *Phys. Rev. Sect. B*, 15, 4115, 1977.
- Lynch, D. W., and Hunter, W. R., in *HOC-II*, p. 345.
- Priol, M. A., Daudé, A., and Robin, S., *Compt. Rend.*, 264, 935, 1967.
- Johnson, P. B., and Christy, R. W., *Phys. Rev. Sect. B*, 9, 5056, 1974.
- Arakawa, E. T., and Inagaki, T., in *HOC-II*, p. 461.
- Weaver, J. H., Lynch, D. W., and Olson, C. G., *Phys. Rev. Sect. B*, 10, 501, 1973.
- Lynch, D. W., Rosei, R., and Weaver, J. H., *Solid State Commun.*, 9, 2195, 1971.
- Weaver, J. H., Lynch, D. W., and Olson, C. G., *Phys. Rev. Sect. B*, 7, 4311, 1973.
- Weaver, J. H., and Benbow, R. L., *Phys. Rev. Sect. B*, 12, 3509, 1975.
- Weaver, J. H., *Phys. Rev. Sect. B*, 11, 1416, 1975.
- Lynch, D. W., and Hunter, W. R., in *HOC-II*, p. 364.
- Palik, E. D., in *HOC-II*, p. 691.
- Edwards, D. F., in *HOC-I*, p. 547.
- Lynch, D. W., and Hunter, W. R., in *HOC-II*, p. 354.
- Palik, E. D., in *HOC-II*, p. 709.
- Lynch, D. W., Olson, C. G., and Weaver, J. H., *Phys. Rev. Sect. B*, 11, 3671, 1975.
- Weaver, J. H., Lynch, D. W., and Olson, C. G., *Phys. Rev. Sect. B*, 12, 1293, 1975.
- Lanham, A. P., and Terherne, D. M., *Proc. Phys. Soc.*, 83, 1059, 1964.

OPTICAL PROPERTIES OF SELECTED INORGANIC AND ORGANIC SOLIDS

L. I. Berger

Optical properties of materials are closely related to their dielectric properties. The complex dielectric function (relative permittivity) of a material is equal to

$$\varepsilon(\omega) = \varepsilon'(\omega) - j\varepsilon''(\omega),$$

where $\varepsilon'(\omega)$ and $\varepsilon''(\omega)$ are its real and imaginary parts, respectively, and ω is the angular frequency of the applied electric field. For a non-absorbing medium, the index of refraction is $n = (\varepsilon\mu)^{1/2}$, where μ is the relative magnetic permeability of the medium (material); in the majority of dielectrics, $\mu \approx 1$.

For many applications, the most important optical properties of materials are the index of refraction, the extinction coefficient, k , and the reflectivity, R . The common index of refraction of a material is equal to the ratio of the phase velocity of propagation of an electromagnetic wave of a given frequency in vacuum to that in the material. Hence, $n \geq 1$. The optical properties of highly conductive materials like metals and semiconductors (at photon energy range above the energy gap) differ from those of optically transparent media. Free electrons absorb the incident electromagnetic wave in a thin surface layer (a few hundred nanometers thick) and then release the absorbed energy in the form of secondary waves reflected from the surface. Thus, the light reflection becomes very strong; for example, highly conductive sodium reflects 99.8% of the incident wave (at 589 nm). Introduction of the effective index of refraction, $n_{\text{eff}} = (\varepsilon')^{1/2} = n - jk$, where $\varepsilon' = \varepsilon - j\delta/\omega\varepsilon_0$, δ is the electrical conductivity of the material in S/m, and $\varepsilon_0 = 8.8542 \cdot 10^{-12}$ F/m is the permittivity of vacuum, allows one to apply the expressions of the optics of transparent media to the conductive materials. It is clear that the effective index of refraction may be smaller than 1. For example, $n = 0.05$ for pure sodium and $n = 0.18$ for pure silver (at 589.3 nm). At very high photon energies, the quantum effects, such as the internal photoeffect, start playing a greater role, and the optical properties of these materials become similar to those of insulators (low reflectance, existence of Brewster's angle, etc.).

The extinction coefficient characterizes absorption of the electromagnetic wave energy in the process of propagation of a wave through a material. The wave intensity, I , after it passes a distance x in an isotropic medium is equal to

$$I = I_0 \exp(-\alpha x),$$

where I_0 is the intensity at $x = 0$ and α is called the absorption coefficient. For many applications, the extinction coefficient, k , which is equal to

$$k = \alpha \frac{\lambda}{4\pi},$$

where λ is the wavelength of the wave in the medium, is more commonly used for characterization of the electromagnetic losses in materials.

Reflection of an electromagnetic wave from the interface between two media depends on the media indices of refraction and on the angle of incidence. It is characterized by the reflectivity, which is equal to the ratio of the intensity of the wave reflected back into the first medium to the intensity of the wave approaching the interface. For polarized light and two non-absorbing media,

$$R = \frac{(N_1 - N_2)^2}{(N_1 + N_2)^2},$$

where $N_1 = n_1/\cos\theta_1$ and $N_2 = n_2/\cos\theta_2$ for the wave polarized in the plane of incidence, and $N_1 = n_1\cos\theta_1$ and $N_2 = n_2\cos\theta_2$ for the wave polarized normal to the plane of incidence; θ_1 and θ_2 are the angles between the normal to the interface in the point of incidence and the directions of the beams in the first and second medium, respectively. The reflectivity at normal incidence in this case is

$$R = [(n_1 - n_2)/(n_1 + n_2)]^2$$

For any two opaque (absorbing) media, the normal incidence reflectivity is

$$R = \frac{(n_1 - n_2)^2 + k_2^2}{(n_1 + n_2)^2 + k_2^2}.$$

In the majority of experiments, the first medium is air ($n \approx 1$), and hence,

$$R = \frac{(1 - n)^2 + k^2}{(1 + n)^2 + k^2}.$$

The data on n and k in the following table are abridged from the sources listed in the references. The reflectivity at normal incidence, R , has been calculated from the last equation. For convenience, the energy E , wavenumber $\bar{\nu}$, and wavelength λ are given for the incidence radiation.

E/eV	$\bar{\nu}/\text{cm}^{-1}$	$\lambda/\mu\text{m}$	n	n_a	n_c	k	k_a	k_c	R	R_a	R_c
Crystalline Arsenic Selenide (As_2Se_3) [Ref. 1]*											
2.194	17700	0.565					0.30				
2.168	17480	0.572					0.25				
2.141	17270	0.579					0.20				
2.123	17120	0.584					0.17				
2.098	16920	0.591					0.13				
2.094	16890	0.592						0.26			
2.091	16860	0.593						0.26			
2.073	16720	0.598					0.10	0.23			
2.060	16610	0.602						0.20			
2.049	16530	0.605					0.079	0.17			

E/eV	$\bar{\nu}/\text{cm}^{-1}$	$\lambda/\mu\text{m}$	n	n_a	n_c	k	k_a	k_c	R	R_a	R_c
2.036	16420	0.609						0.15			
2.023	16310	0.613						0.12			
2.013	16230	0.616					0.050				
2.009	16210	0.617						0.097			
2.000	16130	0.620						0.082			
1.987	16030	0.624						0.063			
1.977	15940	0.627					0.031				
1.974	15920	0.628						0.051			
1.962	15820	0.632						0.038			
1.953	15750	0.635						0.030			
1.949	15720	0.636					0.020				
1.937	15630	0.640						0.022			
1.925	15530	0.644						0.017			
1.922	15500	0.645					0.012				
1.905	15360	0.651					$8.6 \cdot 10^{-3}$				
1.893	15270	0.655					6.4				
1.881	15170	0.659					5.2				
1.859	14990	0.667					3.1				
1.848	14900	0.671						$1.7 \cdot 10^{-3}$			
1.845	14880	0.672					2.0				
1.842	14860	0.673						$1.2 \cdot 10^{-3}$			
1.831	14770	0.677					$1.3 \cdot 10^{-3}$	$9.0 \cdot 10^{-4}$			
1.826	14730	0.679						6.4			
1.821	14680	0.681						4.7			
1.818	14660	0.682					$8.6 \cdot 10^{-4}$				
1.815	14640	0.683						3.4			
1.807	14580	0.686					5.5				
1.802	14530	0.688					4.1				
0.06199	500.0	20.0		3.2	2.9		$1.7 \cdot 10^{-3}$	$1.8 \cdot 10^{-3}$		0.27	0.24
0.05904	476.2	21.0		3.1	2.9		$2.1 \cdot 10^{-3}$	$2.2 \cdot 10^{-3}$		0.26	0.24
0.05636	454.5	22.0		3.1	2.9		$2.5 \cdot 10^{-3}$	$2.6 \cdot 10^{-3}$		0.26	0.24
0.05391	434.8	23.0		3.1	2.9		$3.0 \cdot 10^{-3}$	$3.1 \cdot 10^{-3}$			
0.04592	370.4	27.0		3.0	2.8		$6.3 \cdot 10^{-3}$	$6.4 \cdot 10^{-3}$		0.25	0.22
0.04428	357.1	28.0		3.0	2.8		$7.6 \cdot 10^{-3}$	$7.7 \cdot 10^{-3}$		0.25	0.22
0.04275	344.8	29.0		3.0	2.8		0.0092	0.0093		0.25	0.22
0.04133	333.3	30.0		3.0	2.7		0.011	0.011		0.25	0.21
0.03542	285.7	35.0		2.7	2.5			0.037	0.034	0.21	0.18
0.03100	250.0	40.0		1.9	1.7			0.38	1.0	0.19	0.18
0.03061	247.0	40.5		2.0	2.6			0.33	0.95	0.12	0.25
0.03024	244.0	41.0		1.7	2.4			0.41	0.46	0.088	0.18
0.02883	232.6	43.0		1.2	1.3			2.2	0.94	0.50	0.16
0.02850	229.9	43.5		1.6	1.2			2.8	1.4	0.56	0.29
0.02818	227.3	44.0		2.3	1.2		3.3	2.0		0.58	0.48
0.02755	222.2	45.0		4.2	2.0		2.5	3.3		0.50	0.60
0.02480	200.0	50.0		6.5	4.0		3.6	0.26		0.62	0.36
0.02254	181.8	55.0		4.5	3.5		0.17	0.10		0.40	0.31
0.02066	166.7	60.0		4.0	3.2		0.089	0.10		0.36	0.27
0.01907	153.8	65.0		3.8	3.1		0.097	0.16		0.34	0.26
0.01771	142.9	70.0		3.6	3.0		0.19	0.30		0.32	0.25
0.01653	133.3	75.0		3.7	3.0		0.41	0.44		0.34	0.26
0.01550	125.0	80.0		3.8	3.1		0.29	0.40		0.34	0.27
0.01459	117.6	85.0		3.6	2.9		0.20	0.34		0.32	0.24
0.01378	111.1	90.0		3.2	2.6		0.43	0.49		0.28	0.21
0.01305	105.3	95.0		4.7	3.0		1.5	1.5		0.46	0.34
0.01240	100.0	100.0		4.4	2.7		0.22	0.81		0.40	0.25
0.01181	95.24	105.0		4.2	3.0		0.094	3.9		0.38	0.62
0.01127	90.91	110.0		4.1	5.3		0.059	0.70		0.37	0.47
0.01033	83.33	120.0		3.9	4.2		0.034	0.13		0.35	0.38
0.009537	76.92	130.0		3.9	4.0		0.024	0.069		0.35	0.36
0.008856	71.43	140.0		3.9	3.8		0.019	0.048		0.35	0.34
0.007749	63.50	160.0		3.8	3.7		0.014	0.032		0.34	0.33

E/eV	$\bar{\nu}/\text{cm}^{-1}$	$\lambda/\mu\text{m}$	n	n_a	n_c	k	k_a	k_c	R	R_a	R_c
0.006888	55.55	180.0		3.8	3.7		0.011	0.024		0.34	0.33
0.006199	50.0	200.0		3.8	3.6		0.0091	0.019		0.34	0.32

* Indices a and c relate to the radiation electric field parallel to the a and c axes of the crystal, respectively.

Vitreous Arsenic Selenide (As_2Se_3) [Ref. 1]

2.056	16580	0.603				0.12					
2.026	16340	0.612				0.11					
2.006	16180	0.618				0.099					
1.990	16050	0.623				9.0					
1.925	15530	0.644				5.6					
1.826	14730	0.679				1.4					
1.810	14600	0.685				0.012					
1.794	14470	0.691				0.0089					
1.771	14290	0.700				6.2					
1.715	13830	0.723				2.6					
1.701	13720	0.729				0.0022					
1.647	13280	0.753				0.00046					
1.629	13140	0.761	3.07			4.0			0.62		
1.596	12870	0.777	3.06			2.7			0.49		
1.579	12740	0.785	3.05			1.9			0.39		
1.562	12590	0.794	3.05			0.00013			0.26		
1.544	12450	0.803	3.04			0.000094			0.25		
1.529	12330	0.811	3.03			6.3			0.78		
1.512	12200	0.820	3.03			4.2			0.64		
1.494	12050	0.830	3.02			2.8			0.50		
1.476	11910	0.840	3.01			1.8			0.38		
1.378	11110	0.90	2.98								
1.240	10000	1.00	2.93								
1.127	9091	1.10	2.90								
1.051	8475	1.18	2.89								
1.033	8333	1.20	2.88								
0.2555	1980	5.05				$1.6 \cdot 10^{-7}$					
0.2380	1919	5.21				$9.9 \cdot 10^{-8}$					
0.2344	1890	5.29				$1.1 \cdot 10^{-7}$					
0.1345	1085	9.22				4.4					
0.1339	1080	9.26				3.7					
0.1333	1075	9.30				4.4					
0.1308	1055	9.48				4.5					
0.1215	980	10.20				8.9					
0.1203	970	10.31				$9.9 \cdot 10^{-7}$					
0.1196	965	10.36				$1.0 \cdot 10^{-6}$					
0.1178	950	10.53				1.1					
0.1116	900	11.11				1.8					
0.1004	810	12.35				4.9					
0.09919	800	12.50				$7.0 \cdot 10^{-6}$					
0.09795	790	12.66				$1.0 \cdot 10^{-5}$					
0.09671	780	12.82				1.5					
0.09299	750	13.33				3.7					
0.08555	690	14.49				6.9					
0.08431	680	14.71				5.9					
0.08059	650	15.38				6.1					
0.07811	630	15.87				6.3					
0.07687	620	16.13				7.7					
0.07563	610	16.39				7.8					
0.07439	600	16.67				$9.3 \cdot 10^{-5}$					
0.07315	590	16.95	2.8			$1.2 \cdot 10^{-4}$			0.22		
0.07191	580	17.24	2.8			1.4			0.32		
0.07067	570	17.54	2.8			1.8			0.37		
0.06943	560	17.86	2.8			2.8			0.50		
0.06633	535	18.69	2.8			5.2			0.73		
0.06571	530	18.87	2.8			$7.2 \cdot 10^{-4}$			0.22		

E/eV	$\bar{\nu}/\text{cm}^{-1}$	$\lambda/\mu\text{m}$	n	n_a	n_c	k	k_a	k_c	R	R_a	R_c
0.06509	525	19.05	2.8			$1.2 \cdot 10^{-3}$			0.22		
0.06447	520	19.23	2.8			1.7			0.35		
0.06075	490	20.41	2.7			4.9			0.71		
0.06024	485.9	20.58	2.7			5.2			0.73		
0.05331	430	23.26	2.7			1.4			0.31		
0.05269	425	23.53	2.7			$1.1 \cdot 10^{-3}$			0.21		
0.05207	420	23.81	2.7			$8.5 \cdot 10^{-4}$			0.21		
0.05145	415	24.10	2.7			7.3			0.84		
0.05083	410	24.39	2.7			8.3			0.87		
0.05021	405	24.69	2.7			$9.4 \cdot 10^{-4}$			0.21		
0.04959	400	25.0	2.7			$1.2 \cdot 10^{-3}$			0.21		
0.04862	392.2	25.5	2.6			1.6			0.33		
0.04679	377.4	26.5	2.6			5.0			0.73		
0.04592	370.4	27.0	2.6			$8.0 \cdot 10^{-3}$			0.20		
0.04509	363.6	27.5	2.6			$1.2 \cdot 10^{-2}$			0.20		
0.04428	357.1	28.0	2.6			1.7			0.34		
0.03875	312.5	32.0	2.5			8.2			0.87		
0.03815	307.7	32.5	2.5			$9.3 \cdot 10^{-3}$			0.18		
0.03757	303.0	33.0	2.4			0.11			0.17		
0.02988	241.0	41.5	2.2			0.89			0.20		
0.02952	238.1	42.0	2.2			1.0			0.22		
0.02725	219.8	45.5	3.2			1.8			0.39		
0.02362	190.5	52.5	3.6			0.30			0.32		
0.01937	156.2	64.0	3.2			0.10			0.27		
0.01922	155.0	64.5	3.2			$9.6 \cdot 10^{-2}$			0.27		
0.01907	153.8	65.0	3.2			9.4			0.88		
0.01734	139.9	71.5	3.1			8.7			0.87		
0.01653	133.3	75.0	3.1			9.4			0.88		
0.01642	132.5	75.5	3.1			0.096			0.26		
0.01494	120.5	83.0	3.0			0.15			0.25		
0.01246	100.5	99.5	3.2			0.60			0.26		
0.007606	61.35	163.0	3.3			0.12			0.29		
0.006199	50.00	200.0	3.2								
0.004592	37.04	270.0	3.1			0.072			0.26		
0.002799	22.57	443.0	3.0			4.5			0.67		
0.001826	14.73	679.0	3.0			2.8			0.50		
0.001273	10.27	974.0	3.0			2.1			0.41		
0.0006491	5.236	1910.0	3.0			$1.1 \cdot 10^{-2}$			0.25		
0.0004376	3.530	2833.0	3.0			$7.5 \cdot 10^{-3}$			0.25		
0.0002903	2.341	4271.0	3.0			5.0			0.71		
0.0001716	1.384	7224.0	3.0			3.1			0.53		
0.00009047	0.7297	13704	3.0			$1.6 \cdot 10^{-3}$			0.25		
0.00005621	0.4534	22056	3.0			$9.9 \cdot 10^{-4}$			0.25		
0.00002774	0.2237	44699	3.0			5.2			0.72		
0.00001439	0.1161	86153	3.0			2.6			0.47		
Vitreous Arsenic Sulfide (As_2S_3) - [Ref. 2]											
4.959	40000	0.2500	2.48			1.21			0.27		
3.100	25000	0.40	3.09			0.34			0.27		
2.48	20000	0.4999	2.83			0.013			0.23		
1.879	15150	0.66	2.59			$1.7 \cdot 10^{-6}$			0.20		
1.240	10000	1.0	2.48			$2.4 \cdot 10^{-7}$			0.18		
0.6199	5000	2.0	2.43						0.17		
0.3100	2500	4.0	2.41						0.17		
0.2480	2000	5.0	2.41						0.17		
0.1736	1400	7.143	2.40			$7.4 \cdot 10^{-7}$			0.17		
0.1240	1000	10.00	2.38			$1.3 \cdot 10^{-4}$			0.17		
0.09299	750	13.33	2.35			$3.0 \cdot 10^{-3}$			0.16		
0.07439	600	16.67	2.31			$4.6 \cdot 10^{-4}$			0.16		
0.04959	400.0	25.0	1.79			0.2			0.085		
0.03757	303.0	33.0	3.59			1.4			0.38		
0.03100	250.0	40.0	2.98			0.15			0.25		

E/eV	$\bar{\nu}/\text{cm}^{-1}$	$\lambda/\mu\text{m}$	n	n_a	n_c	k	k_a	k_c	R	R_a	R_c
0.02480	200.0	50	2.66			0.11			0.21		
0.02066	166.7	60	2.64			0.57			0.22		
0.01771	142.9	70	2.99			0.17			0.25		
0.01550	125.0	80	2.89			0.14			0.24		
0.01378	111.1	90	2.84			0.12			0.23		
0.01240	100	100	2.81			0.10			0.23		
0.008183	66	152	2.76			0.072			0.22		
0.004029	32.5	308	2.74			0.044			0.22		
0.002418	19.5	513	2.74			0.031			0.22		
0.001984	16	625	2.74			0.025			0.22		
0.001048	8.45	1180	2.73			$8.8 \cdot 10^{-3}$			0.22		
0.0001033	0.833	12000	2.73			$1.3 \cdot 10^{-3}$			0.22		
$4.129 \cdot 10^{-12}$	$3.33 \cdot 10^{-8}$	$3 \cdot 10^{11}$	2.73						0.22		

Cadmium Telluride (CdTe) - [Ref. 3]

4.9	39520	0.2530	2.48			2.04			0.39		
4.1	33070	0.3024	2.33			1.59			0.32		
3.9	31460	0.3179	2.57			1.90			0.37		
3.5	28230	0.3542	2.89			1.52			0.34		
3.1	25000	0.4000	3.43			1.02			0.34		
3.0	24200	0.4133	3.37			0.861			0.32		
2.755	22220	0.45	3.080			0.485			0.27		
2.75	22180	0.4509	3.23			0.636			0.29		
2.610	21050	0.475	3.045								
2.5	20160	0.4959	3.14			0.525			0.28		
2.25	18150	0.5510	3.05			0.411			0.26		
1.771	14290	0.70	2.861			0.210			0.23		
1.512	12200	0.82	2.880			0.040			0.23		
1.50	12100	0.8266	2.98			0.319			0.25		
1.475	11900	0.840	2.905			0.00134			0.24		
1.47	11860	0.8434				0.000671					
1.465	11820	0.8463				3.37					
1.46	11780	0.8492				1.89					
1.459	11760	0.850	2.948						0.24		
1.455	11740	0.8521				$1.08 \cdot 10^{-4}$					
1.45	11690	0.8551	2.9565			$5.10 \cdot 10^{-5}$			0.24		
1.445	11650	0.8580				2.73					
1.442	11630	0.860	2.952						0.24		
1.44	11610	0.8610	2.9479			1.37			0.32		
1.43	11530	0.8670	2.9402						0.24		
1.30	10490	0.9537	2.8720						0.23		
1.24	10000	1.0	2.840						0.23		
1.20	9679	1.033	2.8353						0.23		
1.10	8872	1.127	2.8050						0.23		
1.00	8065	1.240	2.7793						0.22		
0.90	7259	1.378	2.7537						0.22		
0.80	6452	1.550	2.7384						0.22		
0.70	5646	1.771	2.7223						0.21		
0.60	4839	2.066	2.7086						0.21		
0.50	4033	2.480	2.6972						0.21		
0.40	3226	3.100	2.6878						0.21		
0.30	2420	4.133	2.6800						0.21		
0.20	1613	6.199	2.6722						0.21		
0.10	806.5	12.40	2.6535						0.20		
0.09	725.9	13.78	2.6482						0.20		
0.06819	550	18.18	2.623						0.20		
0.0573	462	21.6				$3.8 \cdot 10^{-6}$					
0.05	403.3	24.80	2.5801						0.19		
0.0469	378	26.5				$8.0 \cdot 10^{-5}$					
0.04592	370.3	27				$9.88 \cdot 10^{-5}$					
0.04133	333.3	30	2.55916			$2.86 \cdot 10^{-4}$			0.19		
0.04092	330	30.30	2.531			3.34			0.57		

E/eV	$\bar{\nu}/\text{cm}^{-1}$	$\lambda/\mu\text{m}$	n	n_a	n_c	k	k_a	k_c	R	R_a	R_c
0.03720	300	33.33	2.494			4.97			0.73		
0.03647	294.1	34.00				8.93					
0.03596	290	34.48	2.478			$5.77 \cdot 10^{-3}$			0.18		
0.03493	281.7	35.5				7.91					
0.03472	280	35.71	2.459			6.76			0.83		
0.03100	250	40	2.378			$1.18 \cdot 10^{-2}$			0.17		
0.02917	235.3	42.5				6.93					
0.02852	230	43.48	2.289			1.87			0.36		
0.02728	220	45.45	2.224			$2.47 \cdot 10^{-2}$			0.14		
0.02604	210	47.62	2.137			$3.4 \cdot 10^{-2}$			0.13		
0.02480	200	50.00	2.013			$4.97 \cdot 10^{-2}$			0.11		
0.02384	192.3	52.0				6.21					
0.01798	145	68.97	1.8			5.2			0.79		
0.01736	140	71.43	6.778			4.50			0.66		
0.01550	125	80.0	4.598			0.294			0.41		
0.01364	110	90.91	3.868			$9.47 \cdot 10^{-2}$			0.35		
0.01240	100	100	3.649			$5.68 \cdot 10^{-2}$			0.32		
0.009919	80	125	3.415			0.0262			0.30		
0.008679	70	142.9	3.348			0.0189			0.29		
0.007439	60	166.7	3.299			1.39			0.35		
0.006199	50	200	3.263			1.03			0.32		
0.004959	40	250	3.236			$7.52 \cdot 10^{-3}$			0.28		
0.003720	30	333.3	3.217						0.28		
0.023015	18.563		538.71			3.2096			0.28		
0.001550	12.50	800				6.18					

Gallium Arsenide (GaAs) - [Ref. 4]

155		0.007999				0.0181					
145		0.008551				0.0203					
130		0.009537				0.0224					
110		0.01127				0.0278					
90		0.01378				0.0323					
70		0.01771				0.0376					
40		0.03100				0.0426					
23		0.05391	1.037			0.228					
7.0		0.1771	1.063			1.838					
6.0	48390	0.2066	1.264			2.472			0.61		
5.00	40330	0.2480	2.273			4.084			0.67		
4.00	32260	0.3100	3.601			1.920			0.42		
3.00	24200	0.4133	4.509			1.948			0.47		
2.50	20160	0.4959	4.333			0.441			0.39		
2.00	16130	0.6199	3.878			0.211			0.35		
1.80	14520	0.8888	3.785			0.151			0.34		
1.60	12900	0.7749	3.700			0.091			0.33		
1.50	12100	0.8266	3.666			0.080			0.33		
1.40	11290	0.8856	3.6140			$1.69 \cdot 10^{-3}$			0.32		
1.20	9679	1.033	3.4920						0.31		
1.00	8065	1.240	3.4232						0.30		
0.80	6452	1.550	3.3737						0.29		
0.50	4033	2.480	3.3240						0.29		
0.25	2016	4.959	3.2978						0.29		
0.15	1210	8.266	3.2831						0.28		
0.100	806.5	12.40	3.2597			$4.93 \cdot 10^{-6}$			0.28		
0.090	725.9	13.78	3.2493			$1.64 \cdot 10^{-5}$			0.28		
0.070	564.6	17.71	3.2081			$2.32 \cdot 10^{-4}$			0.28		
0.060	483.9	20.66	3.1609			$3.45 \cdot 10^{-3}$			0.27		
0.0495	399.2	25.05	3.058			$2.07 \cdot 10^{-3}$			0.26		
0.03968	320	31.25	2.495			$2.43 \cdot 10^{-2}$			0.18		
0.03496	282	35.46	0.307			$294 \cdot 10^{-2}$					
0.02976	240	41.67	4.57			$4.26 \cdot 10^{-2}$			0.41		
0.02066	166.7	60	3.77			$3.89 \cdot 10^{-3}$			0.34		
0.01550	125	80	3.681			$1.84 \cdot 10^{-3}$			0.33		

E/eV	$\bar{\nu}/\text{cm}^{-1}$	$\lambda/\mu\text{m}$	n	n_a	n_c	k	k_a	k_c	R	R_a	R_c
0.008266	66.67	150	3.62			$2.14 \cdot 10^{-3}$			0.32		
0.002480	20	500	3.607			$1.3 \cdot 10^{-3}$			0.32		
0.001240	10	1000	3.606						0.32		
Gallium Phosphide (GaP) - [Ref. 5]											
154.0		0.00805				$1.7 \cdot 10^{-2}$					
110.0		0.0113				$2.15 \cdot 10^{-2}$					
100.0		0.0124				$215 \cdot 10^{-2}$					
80.0		0.0155				$3.0 \cdot 10^{-2}$					
50.0		0.0248				$4.7 \cdot 10^{-2}$					
27.0		0.0459				$9.3 \cdot 10^{-2}$					
25.0		0.0496				0.122					
20.0		0.0620				0.180					
15.0		0.0826	0.748			0.628					
5.5	44360	0.2254	1.543			3.556			0.68		
4.68	37750	0.2649	4.181			2.634			0.50		
3.50	28230	0.3542	5.050			0.819			0.46		
3.00	24200	0.4133	4.081			0.224			0.37		
2.78	22420	0.4460	3.904			0.103			0.35		
2.621	21140	0.473	3.73			$6.37 \cdot 10^{-3}$			0.33		
2.480	20000	0.500	3.590			$2.47 \cdot 10^{-3}$			0.32		
2.18	17580	0.5687	3.411			$2.8 \cdot 10^{-7}$			0.30		
2.000	16130	0.62	3.3254						0.29		
1.6	12900	0.7749	3.209						0.28		
1.240	10000	1.0	3.1192						0.26		
0.6888	5556	1.8	3.0439						0.26		
0.4769	3846	2.6	3.0271						0.25		
0.1907	1538	6.5	2.995			$4.29 \cdot 10^{-4}$			0.25		
0.1550	1250	8.0	2.984						0.25		
0.1240	1000	10	2.964						0.25		
0.06199	500	20	2.615			$7.16 \cdot 10^{-3}$			0.20		
0.03100	250	40	3.594			$1.81 \cdot 10^{-2}$			0.32		
0.02480	200	50	3.461			$5.77 \cdot 10^{-3}$			0.30		
0.01727	139.27	71.80	3.3922			$4.34 \cdot 10^{-3}$			0.30		
0.01168	94.21	106.1	3.3621			$4.26 \cdot 10^{-3}$			0.29		
0.006199	50.00	200	3.3447			$1.3 \cdot 10^{-4}$			0.29		
0.004133	33.33	300	3.3413						0.29		
0.001240	10.00	1000	3.3319						0.29		
Indium Antimonide (InSb) - [Ref. 6]											
155		0.007999				$4.77 \cdot 10^{-3}$					
60		0.02066				$7.30 \cdot 10^{-2}$					
25		0.04959	1.15			.015					
24		0.05166	1.15			0.18					
15		0.08266	0.97			0.230					
10		0.1240	0.74			0.88					
5.00	40330	0.2480	1.307			2.441			0.53		
4.50	36290	0.2755	1.443			2.894			0.60		
4.00	32260	0.3100	2.632			3.694			0.61		
3.34	26940	0.3712	3.528			2.280			0.45		
2.84	22910	0.4366	3.340			2.021			0.45		
1.80	14520	0.6888	4.909			1.396			0.47		
1.50	12100	0.8266	4.418			0.643			0.41		
0.6	4839	2.066	4.03						0.36		
0.2480	2000	5.0	4.14			$9.1 \cdot 10^{-2}$			0.37		
0.1907	1538	6.5	4.30			$6.3 \cdot 10^{-2}$			0.39		
0.1653	1333	7.5	4.18			$2.7 \cdot 10^{-2}$			0.38		
0.06199	500	20.00	3.869			$2.0 \cdot 10^{-3}$			0.35		
0.03100	250	40.00	2.98			$2.6 \cdot 10^{-3}$			0.25		
0.02480	200	50.00	2.22			0.165			0.14		
0.02244	181	55.25	3.05			7.59			0.84		
0.02207	178	56.18	9.61			4.20			0.70		

E/eV	$\bar{\nu}/\text{cm}^{-1}$	$\lambda/\mu\text{m}$	n	n_a	n_c	k	k_a	k_c	R	R_a	R_c
0.02033	164	60.98	4.94			0.140			0.44		
0.01054	85	117.6	2.12			0.423			0.14		
0.005579	45	222.2	1.02			5.59			0.88		
0.001860	15	666.7	6.03			17.9			0.93		
0.001240	10	1000	10.7			24.0			0.94		
Indium Arsenide (InAs) - [Ref. 7]											
25		0.04959				1.139			0.168		
20		0.06199				1.125			0.225		
15		0.08266				0.894			0.336		
10		0.1240				0.835			1.071		
6	48390	0.2066	1.434			2.112			0.45		
5.0	40330	0.2480	1.524			2.871			0.58		
4.0	32260	0.3100	3.313			1.799			0.39		
3.5	28230	0.3542	3.008			1.754			0.37		
3.0	24200	0.4133	3.197			2.034			0.41		
2.5	20160	0.4959	4.364			1.786			0.45		
2.44	19680	0.5081	4.489			1.446			0.44		
1.86	15000	0.6666	3.889			0.554			0.36		
1.8	14520	0.6888	3.851			0.530			0.35		
1.7	13710	0.7293	3.798			0.493			0.35		
1.6	12900	0.7749	3.755			0.463			0.34		
1.5	12100	0.8266	3.714			0.432			0.34		
1.2	9679	1.033	3.613						0.32		
1.0	8065	1.240	3.548						0.31		
0.6	4839	2.066				0.161					
0.35	2823	3.542	3.608			$9.58 \cdot 10^{-3}$			0.32		
0.32	2581	3.875	3.512			$1.23 \cdot 10^{-4}$			0.31		
0.20	1613	6.199	3.427						0.30		
0.1240	1000	10.00	3.402						0.30		
0.06199	500	20.00	3.334						0.29		
0.04959	400	25.00	3.264						0.28		
0.04339	350	28.57	3.182			$5.46 \cdot 10^{-3}$			0.27		
0.03720	300	33.33	2.988						0.25		
0.03100	250	40.00	1.970			$6.37 \cdot 10^{-2}$			0.11		
0.02765	222	44.84	5.90			6.53			0.74		
0.02480	200	50.00	6.91			0.30			0.56		
0.01984	160	62.50	5.27			0.41			0.47		
0.01860	150	66.67	5.27			0.51			0.47		
0.01736	140	71.43	3.99			$1.1 \cdot 10^{-2}$			0.36		
0.01488	120	83.33	3.91			$6.6 \cdot 10^{-3}$			0.35		
0.01240	100	100.0	3.85			$4.3 \cdot 10^{-3}$			0.35		
0.009919	80	125.0	3.817						0.34		
0.007439	60	166.7	3.793						0.34		
0.004959	40	250.0	3.778						0.34		
0.002480	20	500	3.769						0.37		
0.001240	10	1000	3.766						0.34		
Indium Phosphide (InP) - [Ref. 8]											
20		0.06199	0.793			0.494					
15		0.08266	0.695			0.574					
10		0.1240	0.806			1.154					
5.5	44360	0.2254	1.426			2.562			0.79		
5.0	40330	0.2480	2.131			3.495			0.61		
4.0	32260	0.3100	3.141			1.730			0.38		
3.0	24200	0.4133	4.395			1.247			0.43		
2.0	16130	0.6199	3.549			0.317			0.32		
1.5	12100	0.8266	3.456			0.203			0.31		
1.25	10085	0.9915	3.324						0.29		
1.00	8068	1.239	3.220						0.28		
0.50	4034	2.479	3.114						0.26		
0.30	2420	4.131	3.089						0.26		

E/eV	$\bar{\nu}/\text{cm}^{-1}$	$\lambda/\mu\text{m}$	n	n_a	n_c	k	k_a	k_c	R	R_a	R_c
0.10	806.8	12.39	3.012						0.25		
0.075	605.1	16.53	2.932						0.24		
0.060	484.1	20.66	2.780			$1.46\cdot 10^{-2}$			0.22		
0.050	403.4	24.79	2.429			$3.35\cdot 10^{-2}$			0.17		
0.03992	322	31.06	0.307			3.57					
0.03496	282	35.46	3.89			0.282			0.35		
0.03100	250	40.00	4.27			$3.0\cdot 10^{-2}$			0.39		
0.02728	220	45.45	3.93			$1.3\cdot 10^{-2}$			0.35		
0.02480	200	50.0	3.81			$8.7\cdot 10^{-3}$			0.34		
0.02418	195	51.28	3.19						0.27		
0.02232	180	55.56	3.19						0.27		
0.01860	150	66.67	3.65						0.32		
0.01240	100	100	3.57						0.32		
0.009919	80	125.0	3.551						0.31		
0.007439	60	166.7	3.538						0.31		
0.004959	40	250.0	3.529						0.31		
0.002480	20	500	3.523						0.31		
0.001240	10	1000.0	3.522						0.31		

Lead Selenide (PbSe) - [Ref. 9]

14.5		0.08551	0.72			0.20					
10		0.1240	0.68			0.50					
5	40330	0.2480	0.54			1.2					
2.0	16130	0.6199	3.65			2.9			0.51		
1.65	13310	0.7514	4.51			1.73			0.46		
1.5	12100	0.8266	4.64			2.64			0.52		
1.0	8065	1.240	4.65			1.1			0.44		
0.75	6049	1.653				0.269					
0.62	5001	2.000	4.59			0.770			0.42		
0.48	3871	2.583	4.90						0.44		
0.40	3226	3.100	4.91						0.44		
0.32	2581	3.875	4.98			0.173			0.44		
0.20	1613	6.199	4.82						0.43		
0.1190	960	10.42	4.74			$1.20\cdot 10^{-3}$			0.42		
0.09919	800	12.50	4.72			$2.09\cdot 10^{-3}$			0.42		
0.07935	640	15.63	4.68			$4.12\cdot 10^{-3}$			0.42		
0.05951	480	20.83	4.59			$1.00\cdot 10^{-2}$			0.41		
0.04959	400	25.00	4.49			$1.77\cdot 10^{-2}$			0.40		
0.03968	320	31.25	4.31			$3.62\cdot 10^{-2}$			0.39		
0.02976	240	41.67	3.89			$9.61\cdot 10^{-2}$			0.24		
0.01984	160	62.50	2.34			0.56			0.18		
0.009919	80	125.0	1.73			7.38			0.88		
0.007935	64	156.3	2.91			10.1			0.90		
0.004959	40	250.0	11.2			14.6			0.88		
0.002480	20	500.0	12.6			12.2					
0.001736	14	714.3	14.1			16.6					
0.001240	10	1000	17.4			21.1					

Lead Sulfide (PbS) - [Ref. 10]

150		0.008266				$3.86\cdot 10^{-3}$					
125		0.009919				$5.59\cdot 10^{-3}$					
100		0.01240				$1.54\cdot 10^{-2}$					
80		0.01550				$2.88\cdot 10^{-2}$					
60		0.02066				$6.17\cdot 10^{-2}$					
25		0.04959	0.845			0.171					
18.0		0.06888	0.846			0.294					
14.0		0.08856	0.651			0.665					
10.0		0.1240	0.879			1.050					
4.95	39920	0.2505	1.52			2.10			0.43		
4.0	32260	0.3100	1.73			2.83			0.55		
3.00	24200	0.4133	3.88			3.00			0.53		
2.90	23390	0.4275	4.12			2.70			0.51		

E/eV	$\bar{\nu}/\text{cm}^{-1}$	$\lambda/\mu\text{m}$	n	n_a	n_c	k	k_a	k_c	R	R_a	R_c
2.75	22180	0.4509	4.25			2.33			0.48		
2.55	20570	0.4862	4.35			2.00			0.47		
2.00	16130	0.6199	4.29			1.48			0.43		
1.60	12910	0.7749	4.62			0.94			0.43		
1.24	10000	1.00	4.43			0.597			0.41		
1.03	8333	1.2	4.30			0.458			0.39		
0.650	5263	1.9	4.24			0.318			0.39		
0.496	4000	2.5	4.30			0.235			0.39		
0.400	3226	3.1	4.30			$2.27 \cdot 10^{-2}$			0.39		
0.3100	2500	4.0	4.16			$6.38 \cdot 10^{-4}$			0.38		
0.2480	2000	5	4.115			$9.25 \cdot 10^{-4}$			0.37		
0.1240	1000	10	4.01			$6.32 \cdot 10^{-3}$			0.36		
0.1033	833.3	12	3.90			$1.14 \cdot 10^{-2}$			0.35		
0.08059	650	15.38	3.90						0.35		
0.06819	550	18.18	3.81						0.34		
0.04959	400	25.00	3.53						0.31		
0.03720	300	33.33	2.99						0.25		
0.02480	200.0	50	0.514			1.59					
0.01378	111.1	90	1.175			8.48			0.94		
0.01240	100.0	100	1.79			10.51			0.94		
0.008856	71.43	140	17.41			17.94			0.89		
0.006199	50.0	200	16.27			2.20			0.79		
0.003100	25.00	400	12.96			0.495			0.73		
0.001653	13.33	750	12.44			0.228			0.72		
0.001240	10.00	1000	12.35			0.167			0.72		
0.0006199	5.000	2000	12.27			0.0815			0.72		

Lead Telluride (PbTe) - [Ref. 11]

150		0.008266				$2.37 \cdot 10^{-3}$					
125		0.009919				$9.71 \cdot 10^{-3}$					
100		0.01240				$4.39 \cdot 10^{-2}$					
75		0.01653				$6.43 \cdot 10^{-2}$					
50		0.02480				$6.87 \cdot 10^{-2}$					
30		0.04133				$7.77 \cdot 10^{-2}$					
15		0.08266	0.72			0.17					
10		0.1240	0.66			0.60					
7.5		0.1653	0.8			0.92					
5.0	40330	0.2480	0.72			1.0					
3.0	24200	0.4133	1.0			2.2					
2.5	20160	0.4959	1.35			2.86			0.61		
1.5	12100	0.8266	3.8			3.1			0.53		
1.0	8065	1.240	4.55			2.2			0.49		
0.80	6452	1.550	6.25			0.71			0.53		
0.60	4839	2.066	6.10			0.521			0.52		
0.40	3226	3.100	6.075			0.331			0.52		
0.30	2420	4.133	5.95			$3.55 \cdot 10^{-2}$			0.51		
0.20	1613	6.199	5.77						0.50		
0.15	1210	8.266	5.76						0.50		
0.1017	820	12.20	5.47			$9.16 \cdot 10^{-3}$			0.48		
0.08927	720	13.89	5.38			$1.37 \cdot 10^{-2}$			0.47		
0.06943	560	17.86	5.13			$3.06 \cdot 10^{-2}$			0.45		
0.04959	400	25.00	4.50			$9.6 \cdot 10^{-2}$			0.40		
0.03968	320	31.25	3.58			0.23			0.32		
0.02976	240	41.67	1.01			1.9					
0.009919	80	125.0	2.95			16.6			0.96		
0.007439	60	166.7	4.9			22.5			0.96		
0.006199	50	200.0	6.9			27.2			0.97		
0.004959	40	250.0	11.6			34.8			0.97		
0.003720	30	333.3	27.7			35.7			0.95		
0.002480	20	500.0	27.6			39.1			0.95		
0.001240	10	1000	45.1			57.8			0.97		

E/eV	$\bar{\nu}/\text{cm}^{-1}$	$\lambda/\mu\text{m}$	n	n_a	n_c	k	k_a	k_c	R	R_a	R_c
Lithium Fluoride (LiF) - [Ref. 12]											
2000		$6.199\cdot 10^{-4}$	0.9999347			$4.33\cdot 10^{-6}$					
1496		$8.287\cdot 10^{-4}$	0.999883			$1.28\cdot 10^{-5}$					
1016		$1.220\cdot 10^{-3}$	0.999757			$5.18\cdot 10^{-5}$					
725		$1.710\cdot 10^{-3}$	0.999643			$1.62\cdot 10^{-4}$					
504		$2.460\cdot 10^{-3}$	0.999162			$4.96\cdot 10^{-5}$					
303		$4.092\cdot 10^{-3}$	0.99752			$3.12\cdot 10^{-4}$					
250		$4.959\cdot 10^{-3}$	0.99632			$6.17\cdot 10^{-5}$					
200		$6.199\cdot 10^{-3}$				$2.12\cdot 10^{-3}$					
150		$8.265\cdot 10^{-3}$	0.9899			$3.54\cdot 10^{-3}$					
100		$1.240\cdot 10^{-2}$	0.9801			$1.32\cdot 10^{-2}$					
75		$1.653\cdot 10^{-2}$				$2.63\cdot 10^{-2}$					
50		$2.480\cdot 10^{-2}$				$7.89\cdot 10^{-2}$					
25		$4.959\cdot 10^{-2}$	0.558			0.521					
20		$6.199\cdot 10^{-2}$	1.20			0.58			0.10		
15.1		$8.211\cdot 10^{-2}$	1.08			0.68			0.10		
13		$9.537\cdot 10^{-2}$	1.04			1.64					
12.0		0.1033	2.28			0.11			0.15		
11.0		0.1127	1.77			$8.07\cdot 10^{-7}$			0.08		
10.00		0.12398	1.606			$7.70\cdot 10^{-7}$			0.05		
9		0.1375	1.53						0.04		
7		0.1771	1.46								
4.959	40000	0.250	1.4189						0.03		
4.000	32260	0.31	1.4073						0.03		
2.952	23810	0.42	1.3978						0.03		
2.000	16130	0.62	1.3915						0.03		
0.9919	8000	1.25	1.3851								
0.7999	6452	1.55	1.3858						0.03		
0.4959	4000	2.5	1.3731						0.02		
0.4000	3226	3.1	1.3650								
0.3100	2500	4.0	1.3493								
0.2480	2000	5.0	1.3266			$1.8\cdot 10^{-6}$			0.02		
0.2000	1613	6.2	1.2912								
0.1698	1370	7.3	1.2499								
0.1494	1205	8.3	1.2036								
0.1240	1000	10.0	1.1005			$2.6\cdot 10^{-3}$					
0.1127	909.1	11.0	1.0208			$8.0\cdot 10^{-3}$					
0.1033	833.3	12.0				$1.9\cdot 10^{-2}$					
0.09537	769.2	13.0				$3.7\cdot 10^{-2}$					
0.08679	700	14.29	0.508			$7.74\cdot 10^{-2}$					
0.07439	600	16.67	0.124			0.804					
0.06199	500	20.00	0.306			1.47			0.68		
0.05579	450	22.22	0.191			1.88			0.85		
0.04959	400	25.00	0.208			2.71			0.91		
0.03720	300	33.33	8.76			3.91			0.68		
0.03100	250	40.00	4.64			0.287			0.42		
0.02480	200	50.00	3.69			0.102			0.33		
0.01240	100.0	100	3.067			0.106			0.26		
0.06199	50.0	200	3.067			$4.0\cdot 10^{-2}$			0.26		
0.04959	40.00	250	3.067			$2.2\cdot 10^{-2}$			0.26		
0.02480	20.00	500	3.067			$6.3\cdot 10^{-3}$					
0.01378	11.11	900				$3.1\cdot 10^{-3}$					
$4.798\cdot 10^{-4}$	3.870	2584	3.023			$1.19\cdot 10^{-3}$			0.25		
$1.464\cdot 10^{-4}$	1.181	8469	3.023			$6.20\cdot 10^{-4}$			0.25		
$4.053\cdot 10^{-5}$	0.3269	30590	3.023			$2.63\cdot 10^{-4}$			0.25		
$1.861\cdot 10^{-7}$	$1.501\cdot 10^{-3}$	$6.662\cdot 10^6$	3.018			$1.6\cdot 10^{-5}$					
$3.718\cdot 10^{-8}$	$2.999\cdot 10^{-4}$	$3.335\cdot 10^7$	3.018			$1.6\cdot 10^{-5}$					
Potassium Chloride (KCl) - [Ref. 13]											
2860.3		$4.3347\cdot 10^{-4}$				$3.93\cdot 10^{-6}$					
2855.3		$4.3423\cdot 10^{-4}$				$3.39\cdot 10^{-6}$					

Solids

<i>E</i> /eV	$\bar{\nu}$ /cm ⁻¹	λ /μm	<i>n</i>	<i>n_a</i>	<i>n_c</i>	<i>k</i>	<i>k_a</i>	<i>k_c</i>	<i>R</i>	<i>R_a</i>	<i>R_c</i>
2849.3		4.3514·10 ⁻⁴				4.61·10 ⁻⁶					
2835.8		4.3721·10 ⁻⁴				5.85·10 ⁻⁶					
2832.3		4.3775·10 ⁻⁴				5.85·10 ⁻⁶					
2829.8		4.3814·10 ⁻⁴				1.57·10 ⁻⁶					
2828.3		4.3837·10 ⁻⁴				4.19·10 ⁻⁷					
219		5.661·10 ⁻³				1.82·10 ⁻³					
215		5.767·10 ⁻³				1.84·10 ⁻³					
212.5		5.834·10 ⁻³				2.19·10 ⁻³					
211		5.876·10 ⁻³				1.82·10 ⁻³					
185.1		6.7·10 ⁻³	0.99874						1.01 10 ⁻³		
109.7		1.13·10 ⁻²	0.99578						4.22 10 ⁻³		
43		0.02883	0.96			3.0·10 ⁻²					
40		0.03179	0.925			1.8·10 ⁻²					
29.9		0.04147	0.756			0.145					
20.1		0.06168	0.910			0.495					
15.1		0.08211	0.965			0.344					
10.0		0.1240	1.16			0.38			0.035		
9.0		0.1378	1.99			0.50			0.13		
8.0		0.1550	1.15			0.46			0.048		
7.0		0.1771	2.0			8.46·10 ⁻⁷			0.11		
6.199	50000	0.20	1.71739						0.070		
4.959	40000	0.25	1.58972								
3.999	32260	0.31	1.54005								
2.952	23810	0.42	1.50701								
2.695	21740	0.46	1.50115						0.040		
2.616	21100	0.474				7.6·10 ⁻¹¹					
2.384	19230	0.52	1.49501								
2.066	16670	0.60	1.48969						0.039		
1.550	12500	0.80	1.48291						0.038		
1.033	8333	1.2	1.47813						0.037		
0.5166	4167	2.4	1.47464						0.037		
0.2480	2000	5.0	1.47048						0.036		
0.2000	1.613	6.2	1.46796						0.036		
0.1512	1220	8.2	1.46260						0.035		
0.09999	806.5	12.4	1.44611						0.033		
0.07560	609.8	16.4	1.42295						0.030		
0.04959	400.0	25.0	1.34059			6.57·10 ⁻⁴			0.021		
0.03999	322.6	31.0	1.2431						0.012		
0.02976	240	41.67	0.85			0.16					
0.02728	220	45.45	0.53			0.35					
0.02232	180	55.56	0.31			1.05					
0.01860	150	66.67	0.44			4.0					
0.01612	130	76.92	4.1			0.32			0.37		
0.01240	100	100.0	2.7			0.11			0.21		
0.008679	70	142.9	2.4			9.2·10 ⁻²			0.17		
0.006199	50	200.0	2.2						0.14		
0.001240	10.00	1000				9.0·10 ⁻³					
0.0006199	5.000	2000				3.7·10 ⁻³					
0.0004133	3.333	3000				2.0·10 ⁻³					

Silicon Dioxide (Glass) - [Ref. 14]

2000	6.199·10 ⁻⁴	0.99993	1.503·10 ⁻⁵
1860	6.665·10 ⁻⁴	0.99991	1.936·10 ⁻⁵
1609	7.705·10 ⁻⁴	0.99989	9.941·10 ⁻⁶
1496	8.287·10 ⁻⁴	0.99987	1.308·10 ⁻⁵
1204	1.030·10 ⁻³	0.99980	2.916·10 ⁻⁵
1093	1.134·10 ⁻³	0.99975	4.155·10 ⁻⁵
1016	1.220·10 ⁻³	0.99971	5.423·10 ⁻⁵
798	1.554·10 ⁻³	0.99954	1.289·10 ⁻⁴
597	2.077·10 ⁻³	0.99917	3.560·10 ⁻⁴
396	3.131·10 ⁻³	0.99812	4.04·10 ⁻⁴
303	4.092·10 ⁻³	0.99678	9.91·10 ⁻⁴

E/eV	$\bar{\nu}/\text{cm}^{-1}$	$\lambda/\mu\text{m}$	n	n_a	n_c	k	k_a	k_c	R	R_a	R_c
201		$6.168\cdot 10^{-3}$	0.99269			$3.63\cdot 10^{-3}$					
151.2		$8.2\cdot 10^{-3}$	0.9871			$7.3\cdot 10^{-3}$					
99.99		$1.24\cdot 10^{-2}$	0.9813			$7.0\cdot 10^{-3}$					
49.59		$2.50\cdot 10^{-2}$	0.9164			$6.5\cdot 10^{-2}$					
40.00		$3.10\cdot 10^{-2}$	0.907			$9.2\cdot 10^{-2}$					
31.00		$4.00\cdot 10^{-2}$	0.851			0.156					
25.00		0.04959	0.733			0.325					
20.00		0.06199	0.859			0.585					
15.00		0.08266	1.168			0.711			0.10		
13.00		0.09537	1.368			0.747			0.11		
11.00		0.1127	1.739			0.569			0.11		
10.00		0.1240	2.330			0.323			0.17		
9.00		0.1378	1.904			$1.89\cdot 10^{-2}$			0.097		
7.00		0.1771	1.600						0.053		
6.00	48390	0.2066	1.543						0.046		
4.9939	40278.4	0.248272	1.50841						0.041		
4.1034	33096.1	0.302150	1.48719						0.038		
3.0640	24712.3	0.404656	1.46961						0.036		
2.5504	20570.5	0.486133	1.46313						0.035		
2.4379	19662.5	0.508582	1.46187						0.035		
2.2705	18312.5	0.546074	1.46008						0.035		
2.1489	17332.3	0.576959	1.45885						0.035		
2.1411	17269.2	0.579065	1.45877						0.035		
2.1102	17019.5	0.587561	1.45847						0.035		
2.1041	16970.4	0.589262	1.45841						0.035		
1.9257	15531.6	0.643847	1.45671						0.035		
1.8892	15237.6	0.656272	1.45637						0.035		
1.8566	14974.2	0.667815	1.45608						0.034		
1.7549	14153.9	0.706519	1.45515						0.034		
1.4550	11735.6	0.852111	1.45248						0.034		
1.0985	8860.06	1.12866	1.44888						0.034		
0.60243	4858.9	2.0581	1.43722						0.032		
0.35354	2851.4	3.5070	1.40568						0.028		
0.2976	2400	4.176	1.383			$1.07\cdot 10^{-4}$			0.026		
0.2728	2200	4.545	1.365			$2.56\cdot 10^{-4}$			0.024		
0.2480	2000	5.000	1.342			$3.98\cdot 10^{-3}$			0.021		
0.2232	1800	5.556	1.306			$5.63\cdot 10^{-3}$					
0.1984	1600	6.250	1.239			$6.52\cdot 10^{-3}$					
0.1736	1400	7.143	1.053			$1.06\cdot 10^{-2}$					
0.1674	1350	7.407	0.9488			$1.48\cdot 10^{-2}$					
0.1612	1300	7.692	0.7719			$3.72\cdot 10^{-2}$					
0.1500	1210	8.265	0.4530			0.704			0.30		
0.1401	1130	8.850	0.3563			1.53			0.66		
0.1302	1050	9.524	2.760			1.65			0.35		
0.1209	975	10.26	2.448			0.231			0.18		
0.1091	880	11.36	1.784			$7.75\cdot 10^{-2}$			0.079		
0.09919	800	12.50	1.753			0.343			0.089		
0.08989	725	13.79	1.698			0.175			0.071		
0.06943	560	17.86	1.337			0.298			0.036		
0.06199	500	20.00	0.6616						0.882		
0.04959	400	25.0	2.739			0.397			0.23		
0.03720	300	33.33	2.210			$6.7\cdot 10^{-2}$			0.14		
0.01240	100	100.0	1.967			$1.59\cdot 10^{-2}$			0.11		
0.007439	60	166.7	1.959			$8.62\cdot 10^{-3}$			0.11		
0.002480	20	500.0	1.955			$7.96\cdot 10^{-3}$			0.10		
Silicon Monoxide (Noncrystalline) - [Ref. 15]											
25		0.04959	0.8690			0.2717					
20		0.06199	0.8853			0.4919					
17.5		0.07085	0.9825			0.5961					
15		0.08266	1.132			0.6651			0.092		
12.5		0.09919	1.283			0.6523			0.090		

E/eV	$\bar{\nu}/\text{cm}^{-1}$	$\lambda/\mu\text{m}$	n	n_a	n_c	k	k_a	k_c	R	R_a	R_c
10		0.1240	1.378			0.6843			0.10		
7.5		0.1653	1.593			0.7473			0.12		
5	40330	0.2480	2.001			0.6052			0.15		
4	32260	0.3100	2.141			0.4006			0.15		
3	24200	0.4133	2.116			0.1211			0.13		
2.8	22580	0.4428	2.085			0.08374			0.12		
2.6	20970	0.4769	2.053			0.05544			0.12		
2.4	19360	0.5166	2.021			0.03533			0.11		
2.2	17740	0.5636	1.994			0.02153			0.11		
2	16130	0.6199	1.969			0.01175			0.11		
1.8	14520	0.6888	1.948			0.00523			0.10		
1.6	12900	0.7749	1.929			0.00151			0.10		
1.240	10000	1.000	1.87						0.092		
0.6199	5000	2.000	1.84						0.087		
0.3100	2500	4.000	1.80						0.082		
0.2480	2000	5.000	1.75						0.074		
0.2066	1667	6.000	1.70						0.067		
0.1771	1492	7.000	1.60						0.053		
0.1653	1333	7.500	1.42								
0.1459	1176	8.500	0.90			0.18					
0.1305	1053	9.500	1.20			1.20			0.024		
0.1240	1000	10.00	2.00			1.38			0.27		
0.1181	952.4	10.50	2.85			0.90			0.27		
0.1153	930.2	10.75	2.86			0.58			0.25		
0.1127	909.1	11.00	2.82			0.40			0.24		
0.1078	869.6	11.50	2.50			0.20			0.19		
0.1033	833.3	12.00	2.13			0.14			0.13		
0.09537	769.2	13.00	2.04			0.20			0.12		
0.08856	714.3	14.00	2.01			0.30			0.12		
Noncrystalline Silicon Nitride (Si_3N_4) - [Ref. 16]											
24		0.05166	0.655			0.420			0.28		
23		0.05391	0.625			0.481			0.22		
22		0.05636	0.611			0.560			0.16		
21		0.05904	0.617			0.647			0.19		
20		0.06199	0.635			0.743			0.21		
19		0.06526	0.676			0.841			0.23		
18		0.06888	0.735			0.936			0.26		
17		0.07293	0.810			1.03			0.25		
16		0.07749	0.902			1.11			0.26		
15		0.08266	1.001			1.18			0.26		
14		0.08856	1.111			1.26			0.26		
13		0.09537	1.247			1.35			0.27		
12	96790	0.1033	1.417			1.43			0.28		
11	88720	0.1127	1.657			1.52			0.29		
10.5	84690	0.1181	1.827			1.53			0.29		
10	80650	0.1240	2.000			1.49			0.29		
9.5	76620	0.1305	2.162			1.44			0.28		
9	72590	0.1378	2.326			1.32			0.27		
8	64520	0.1550	2.651			0.962			0.26		
7	56460	0.1771	2.752			0.493			0.23		
6	48390	0.2066	2.541			0.102			0.19		
5	40330	0.2480	2.278			$4.9 \cdot 10^{-3}$			0.15		
4.75	38310	0.2610	2.234			$1.2 \cdot 10^{-3}$			0.15		
4.5	36290	0.2755	2.198			$2.2 \cdot 10^{-4}$			0.14		
4	32260	0.3100	2.141						0.13		
3.5	28230	0.3542	2.099						0.13		
3	24200	0.4133	2.066						0.12		
2.5	20160	0.4959	2.041						0.12		
2	16130	0.6199	2.022						0.11		
1.5	12100	0.8266	2.008						0.11		
1	8065	1.240	1.998						0.11		

E/eV	$\bar{\nu}/\text{cm}^{-1}$	$\lambda/\mu\text{m}$	n	n_a	n_c	k	k_a	k_c	R	R_a	R_c
Sodium Chloride (NaCl) - [Ref. 17]											
209.5		5.918·10 ⁻³				2.54·10 ⁻³					
206		6.019·10 ⁻³				2.62·10 ⁻³					
203		6.107·10 ⁻³				2.08·10 ⁻³					
200		6.199·10 ⁻³				1.92·10 ⁻³					
26.0		0.04769	0.83			0.15			0.015		
25.0		0.04959	0.83			0.18			0.018		
22.0		0.05636	0.83			0.31			0.057		
20.0		0.06199	0.88			0.34			0.036		
18.0		0.06888	0.89			0.33			0.033		
16.1		0.07700	0.74			0.45			0.084		
14.0		0.08856	0.98			0.89			0.17		
12.0		0.1033	1.22			0.79			0.12		
10.0		0.1240	1.55			0.71			0.12		
8.00		0.1550	1.38			1.10			0.20		
6.00	48390	0.2066	1.75						0.074		
5.00	40330	0.2480	1.65						0.060		
2.952	23810	0.42	1.56324						0.048		
2.480	20000	0.50	1.55157						0.047		
2.214	17860	0.56	1.54613						0.046		
2.000	16130	0.62	1.54228						0.045		
1.771	14290	0.70	1.53865						0.045		
1.675	13510	0.74	1.53728						0.045		
1.550	12500	0.80	1.53560						0.045		
1.240	10000	1.00	1.53200						0.044		
1.033	8333	1.2	1.53000						0.044		
0.6888	5556	1.8	1.52712						0.043		
0.4959	4000	2.5	1.52531						0.043		
0.4000	3226	3.1	1.52395						0.043		
0.3263	2632	3.8	1.52226			(1.8±0.2)·10 ⁻⁹			0.043		
0.2952	2381	4.2	1.52121						0.043		
0.2755	2222	4.5	1.52036						0.043		
0.2480	2000	5.0	1.51883						0.042		
0.1240	1000	10.0	1.49473						0.039		
0.1033	833.3	12.0	1.48000						0.037		
0.08856	714.3	14.0	1.46188						0.035		
0.07749	625.0	16.0	1.4399						0.033		
0.06888	555.5	18.0	1.41364						0.029		
0.06199	500.0	20.0	1.3822						0.026		
0.04959	400	25.0	1.27			3.5·10 ⁻³			0.014		
0.04215	340	29.41	1.12			1.7·10 ⁻²			0.0032		
0.03720	300	33.33	0.85			0.85			0.18		
0.03410	275	36.36	0.59			0.22			0.084		
0.03286	265	37.74	0.42			0.50			0.26		
0.03224	260	38.46	0.45			0.45			0.22		
0.02480	200	50.00	0.14			1.99			0.89		
0.02108	170	58.82	1.35			6.03			0.87		
0.01984	160	62.50	6.92			2.14			0.59		
0.01922	155	64.52	5.50			0.87			0.49		
0.01860	150	66.67	4.52			0.380			0.41		
0.01736	140	71.43	3.72			0.219			0.33		
0.01612	130	76.92	3.31			0.135			0.29		
0.01488	120	83.33	3.02			0.110			0.25		
0.01240	100	100.0	2.74			0.087			0.22		
0.009919	80	125.0	2.57			0.077			0.19		
0.07439	60	166.7	2.48			0.055			0.18		
0.04959	40	250.00	2.44			0.041			0.18		
0.002480	20	500.0	2.43			0.024			0.17		
0.001240	10	1000	2.43			0.006			0.17		
0.001033	8.333	1200				8.8·10 ⁻³					
0.0006888	5.556	1800				5.4·10 ⁻³					

E/eV	$\bar{\nu}/\text{cm}^{-1}$	$\lambda/\mu\text{m}$	n	n_a	n_c	k	k_a	k_c	R	R_a	R_c
0.0006199	5.000	2000	2.43						0.17		
0.0004959	4.000	2500				$4.4 \cdot 10^{-3}$					
0.0004797	3.869	2584	2.43			$2.1 \cdot 10^{-3}$			0.17		
0.0003875	3.125	3200				$3.3 \cdot 10^{-3}$					
0.0001464	1.181	8469	2.43			$5.8 \cdot 10^{-4}$			0.17		
0.00004053	0.3269	30590	2.43			$2.5 \cdot 10^{-4}$					
Cubic Zinc Sulfide (ZnS) - [Ref. 18]											
2000		$6.199 \cdot 10^{-4}$	0.999904			$1.76 \cdot 10^{-5}$					
1204		$1.030 \cdot 10^{-3}$	0.999777			$1.00 \cdot 10^{-4}$					
1016		$1.220 \cdot 10^{-3}$	0.999838			$3.61 \cdot 10^{-5}$					
901		$1.376 \cdot 10^{-3}$	0.999647			$5.42 \cdot 10^{-5}$					
798		$1.554 \cdot 10^{-3}$	0.999520			$8.28 \cdot 10^{-5}$					
707		$1.754 \cdot 10^{-3}$	0.999372			$1.25 \cdot 10^{-4}$					
597		$2.077 \cdot 10^{-3}$	0.999160			$2.19 \cdot 10^{-4}$					
377		$9.50 \cdot 10^{-3}$	0.99789			$9.50 \cdot 10^{-4}$					
201		$6.168 \cdot 10^{-3}$	0.99553			$4.82 \cdot 10^{-3}$					
100		$1.240 \cdot 10^{-2}$	0.99061			$1.17 \cdot 10^{-2}$					
61.99		$2.000 \cdot 10^{-2}$	0.964			$3.32 \cdot 10^{-2}$			$6.2 \cdot 10^{-4}$		
41.33		$3.000 \cdot 10^{-2}$	0.941			$5.10 \cdot 10^{-2}$					
31.00		$4.000 \cdot 10^{-2}$	0.847			$9.95 \cdot 10^{-2}$					
24.80		$5.000 \cdot 10^{-2}$	0.796			0.171			$2.2 \cdot 10^{-2}$		
17.71		$7.000 \cdot 10^{-2}$	0.747			0.431			$7.7 \cdot 10^{-2}$		
13.78		$9.000 \cdot 10^{-2}$	0.758			0.824			0.20		
12.40		0.1000	0.862			0.876			0.19		
9.919		0.125	1.02			1.36			0.31		
8.266		0.150	1.41			1.47			0.29		
6.199		0.200	2.32			1.62			0.32		
6.00	48390	0.2066	2.24			1.65			0.59		
4.00	32260	0.3100	2.70			0.44			0.22		
3.00	24200	0.4133	2.54			$4 \cdot 10^{-2}$			0.19		
2.50	20160	0.4959	2.42			$3 \cdot 10^{-2}$			0.17		
2.30	18550	0.5391	2.3950						0.17		
2.00	16130	0.6199	2.3576						0.16		
1.75	14110	0.7085	2.3319						0.16		
1.55	12500	0.7999	2.3146			$3.50 \cdot 10^{-6}$			0.16		
1.40	11290	0.8856	2.3033						0.16		
1.240	10000	1.000	2.2907			$3.02 \cdot 10^{-6}$			0.15		
1.00	8065	1.240	2.2795						0.15		
0.80	6452	1.550	2.2706						0.15		
0.6199	5000	2.000	2.2631			$6.2 \cdot 10^{-6}$			0.15		
0.45	3629	2.755	2.2587						0.15		
0.30	2420	4.133	2.2529						0.15		
0.20	1613	6.199	2.2443						0.15		
0.1550	1250	8.0	2.2213			$4.5 \cdot 10^{-6}$			0.14		
0.1240	1000	10.00	2.1986			$8.8 \cdot 10^{-6}$			0.14		
0.100	806.5	12.4	2.1969						0.14		
0.09	725.9	13.78	2.1793						0.14		
0.07999	645.2	15.5	2.1518			$3.82 \cdot 10^{-3}$			0.14		
0.07	564.6	17.71	2.1040						0.13		
0.06075	490	20.41	2.03			$8.0 \cdot 10^{-3}$			0.12		
0.05	403.3	24.80	1.6866						0.065		
0.03546	286	34.97	3.29			$8.3 \cdot 10^{-2}$			0.28		
0.03472	280	35.71	9.54			$5.2 \cdot 10^{-2}$			0.66		
0.02480	200	50.00	3.48			$3.1 \cdot 10^{-2}$			0.31		
0.01240	100	100.0	3.06			$5.8 \cdot 10^{-3}$			0.26		
0.004955	40	250.0	2.903			$6.2 \cdot 10^{-3}$			0.24		
0.004339	35	285.7	2.899			$7.0 \cdot 10^{-3}$			0.24		
0.003720	30	333.3	2.896						0.24		
0.003100	25	400.0	2.894						0.24		
0.002480	20	500.0	2.892						0.24		
0.001860	15	666.7	2.890						0.24		

E/eV	$\bar{\nu}/\text{cm}^{-1}$	$\lambda/\mu\text{m}$	n	n_a	n_c	k	k_a	k_c	R	R_a	R_c
Polytetrafluoroethylene (Teflon) - [Ref. 19] (Total diffuse hemispherical reflectance)											
4.960	40000	0.250							0.970		
4.769	38462	0.260							0.972		
4.593	37037	0.270							0.975		
4.426	35714	0.280							0.978		
4.276	34483	0.290							0.980		
4.133	33333	0.300							0.983		
4.000	32258	0.310							0.986		
3.875	31250	0.320							0.988		
3.758	30303	0.330							0.990		
3.647	29412	0.340							0.991		
3.543	28571	0.350							0.992		
3.444	27778	0.360							0.992		
3.351	27027	0.370							0.993		
2.255	18182	0.550							0.993		
2.067	16667	0.600							0.992		
1.378	11111	0.900							0.992		
1.305	10526	0.950							0.991		
1.078	8696	1.150							0.991		
1.033	8333	1.200							0.990		
0.9920	8000	1.250							0.990		
0.9538	7692	1.300							0.989		
0.9185	7407	1.350							0.988		
0.8857	7143	1.400							0.988		
0.8552	6897	1.450							0.989		
0.8267	6667	1.500							0.989		
0.8000	6452	1.550							0.988		
0.7750	6250	1.600							0.988		
0.7515	6061	1.650							0.987		
0.7294	5882	1.700							0.986		
0.7086	5714	1.750							0.986		
0.6889	5556	1.800							0.985		
0.6703	5405	1.850							0.980		
0.6526	5263	1.900							0.978		
0.6359	51282	1.950							0.978		
0.6200	5000	2.000							0.970		
0.6049	4878	2.050							0.959		
0.5905	4762	2.100							0.951		
0.5767	4651	2.150							0.946		
0.5636	4545	2.200							0.966		
0.5511	44444	2.250							0.965		
0.5487	44247	2.260							0.964		
0.5439	4386	2.280							0.963		
0.5415	4367	2.290							0.961		
0.5368	4329	2.310							0.959		
0.5345	4310	2.320							0.957		
0.5322	4292	2.330							0.956		
0.5299	4274	2.340							0.954		
0.5277	4255	2.350							0.951		
0.5232	4219	2.370							0.950		
0.5188	4184	2.390							0.949		
0.5167	4167	2.400							0.947		
0.5061	4082	2.450							0.946		
0.4960	4000	2.500							0.945		

References

1. Arsenic Selenide
D. J. Treacy in *Handbook of Optical Constants of Solids*, E. D. Palik, Editor, Academic Press, 1985, p. 623. (Hereafter abbreviated as *HOCS*.)
R. Zallen, R. E. Drews, R. L. Emerald, and M. L. Slade, *Phys. Rev. Lett.* 26, 1564 (1971).
R. Zallen, M. L. Slade, and A. T. Ward, *Phys. Rev. B* 3, 4257 (1971).
U. Strom and P. C. Taylor, *Phys. Rev. B* 16, 5512 (1977).
G. Lucovsky, *Phys. Rev. B* 6, 1480 (1972).
C. T. Moynihan, P. B. Macedo, M. S. Maklad, R. K. Mohr, and R. E. Howard, *J. Non-Cryst. Solids*, 17, 369 (1975).
Y. Ohmachi, *J. Opt. Soc. Am.* 63, 630 (1973).
2. Arsenic Sulfide
D. J. Treacy in *HOCS*, 1985, p. 641.
P. A. Young, *J. Phys. C* 4, 93 (1971).
W. S. Rodney, I. H. Malitson, and T. A. King, *J. Opt. Soc. Am.* 48, 633 (1958).
R. Zallen, R. E. Drew, R. L. Emerald, and M. L. Slade, *Phys. Rev. Lett.* 26, 1564 (1971).
M. S. Maklad, R. K. Mohr, R. E. Howard, P. B. Macedo, and C. T. Moynihan, *Solid State Commun.* 15, 855 (1974).
P. B. Klein, P. C. Taylor, and D. J. Treacy, *Phys. Rev. B* 16, 4511 (1977).
G. Lucovsky, *Phys. Rev. B* 6, 1480 (1972).
3. Cadmium Telluride
E. D. Palik in *HOCS*, 1985, p. 409.
D. T. F. Marple and H. Ehrenreich, *Phys. Lett.* 8, 87 (1962).
T. H. Myers, S. W. Edwards, and J. F. Schetzina, *J. Appl. Phys.* 52, 4231 (1981).
D. T. F. Marple, *Phys. Rev.* 150, 728 (1966).
A. N. Pikhtin and A. D. Yas'kov, *Sov. Phys. Semicond.* 12, 622 (1978).
L. S. Ladd, *Infrared Phys.* 6, 145 (1966).
J. E. Harvey and W. L. Wolfe, *J. Opt. Soc. Am.* 65, 1267 (1975).
A. Manabe, A. Mitsuishi, and H. Yoshinaga, *Jpn. J. Appl. Phys.* 6, 593 (1967).
A. Manabe, A. Mitsuishi, H. Oshinaga, Y. Ueda, and H. Sei, *Technol. Rep. Osaka Univ. Jpn.* 17, 263 (1967).
J. R. Birch and D. K. Murrey, *Infrared Phys.* 18, 283 (1978).
4. Gallium Arsenide
E. D. Palik in *HOCS*, 1985, p. 429.
M. Cardona, W. Gudat, B. Sonntag, and P. Y. Yu, in *Proc. Intl. Conf. Phys. Semicond.*, 10th. Cambridge, 1970, p. 208. US Atom. Energy Commission, Oak Ridge, TN, 1970.
H. R. Philipp and H. Ehrenreich, *Phys. Rev.* 129, 1550 (1963).
J. B. Theeten, D. E. Aspnes, and R. P. H. Chang, *J. Appl. Phys.* 49, 6097 (1978).
H. C. Casey, D. D. Sell, and K. W. Wecht, *J. Appl. Phys.* 46, 250 (1975).
A. H. Kachare, W. G. Spitzer, F. K. Euler, and A. Kahan, *J. Appl. Phys.* 45, 2938 (1974).
R. T. Holm, J. W. Gibson, and E. D. Palik, *J. Appl. Phys.* 48, 212 (1977).
W. Cochran, S. J. Fray, F. A. Johnson, J. E. Quarrington, and N. Williams, *J. Appl. Phys. Suppl.* 32, 2102 (1961).
C. P. Christensen, R. Joiner, S. K. T. Nieh, and W. H. Steier, *J. Appl. Phys.* 45, 4957 (1974).
R. H. Stolen, *Phys. Rev. B* 11, 767 (1975); *Appl. Phys. Lett.* 15, 74 (1969).
5. Gallium Phosphide
A. Borghesi and G. Guizzetti in *HOCS*, 1985, p. 445.
M. Cardona, W. Gudat, B. Sonntag, and P. Y. Yu, *Proc. Intl. Conf. Phys. Semicond.* Cambridge, 1970, p. 208. US Atom. Energy Commission, Oak Ridge, TN, 1970.
M. Cardona, W. Gudat, E. E. Koch, M. Skibowski, B. Sonntag, and P. Yu, *Phys. Rev. Lett.* 25, 659 (1970).
S. E. Stokowski and D. D. Sell, *Phys. Rev. B* 5, 1636 (1972).
S. A. Abagyan, G. A. Ivanov, Y. E. Shanurin, and V. I. Amosov, *Sov. Phys. Semicond.* 5, 889 (1971).
P. G. Dean, G. Kaminsky, and R. B. Zetterstorm, *J. Appl. Phys.* 38, 3551 (1967).
D. E. Aspnes and A. A. Studna, *Phys. Rev. B* 27, 985 (1983).
6. Indium Antimonide
R. T. Holm in *HOCS*, 1985, p. 491.
M. Cardona, W. Gudat, B. Sonntag, and P. Y. Yu, *Proc. Intl. Conf. Phys. Semicond.*, 10th. Cambridge, 1970, p. 208. US Atom. Comm., Oak Ridge, TN, 1970.
H. R. Philipp and H. Ehrenreich, *Phys. Rev.* 129, 1550 (1963).
D. E. Aspnes and A. A. Studna, *Phys. Rev. B* 27, 985 (1983).
T. S. Moss, S. D. Smith, and T. D. F. Hawkins, *Proc. Phys. Soc. London* 70B, 776 (1957).
H. Yoshinaga and R. A. Oetjen, *Phys. Rev.* 101, 526 (1956).
R. B. Sanderson, *J. Phys. Chem. Solids* 26, 803 (1965).
7. Indium Arsenide
E. D. Palick and R. T. Holm in *HOCS*, 1985, p. 479.
H. R. Philipp and H. Ehrenreich, *Phys. Rev.* 129, 1550 (1963).
B. O. Seraphin and H. E. Bennett in *Semiconductors and Semimetals* (R. K. Willardson and A. C. Beer, Eds.), vol. 3, Academic, 1967, p. 499.
D. E. Aspnes and A. A. Studna, *Phys. Rev. B* 27, 985 (1983).
J. R. Dixon and J. M. Ellis, *Phys. Rev.* 123, 1560 (1961).
A. Memon, T. J. Parker, and J. R. Birch, *Proc. SPIE*, 289, 20 (1981).
8. Indium Phosphide
O. J. Glembocki and H. Piller in *HOCS*, 1985, p. 503.
M. Cardona, *J. Appl. Phys.* 32, 958 (1961); 36, 2181 (1965).
D. E. Aspnes and A. A. Studna, *Phys. Rev. B* 27, 985 (1983).
G. D. Pettit and W. J. Turner, *J. Appl. Phys.* 36, 2081 (1965).
R. Newman, *Phys. Rev.* 111, 1518 (1958).
W. N. Reynolds, M. T. Lilburne, and R. M. Dell, *Proc. Phys. Soc. London* 71, 416 (1958).
H. Jamshidi and T. J. Parker, *Int. Meet. Infrared Mm. Waves*, 7th., Marseilles, 1983.
9. Lead Selenide
G. Bauer and H. Krenn in *HOCS*, 1985, p. 517.
M. Cardona and D. L. Greenaway, *Phys. Rev. A* 133, 1685 (1964).
T. S. Moss, *Optical Properties of Semiconductors*, Butterworth, 1959, p. 189.
J. N. Zemel, J. D. Jensen, and R. B. Schoolar, *Phys. Rev. A* 140, 330 (1965).
W. W. Scanlon, *J. Phys. Chem. Solids*, 8, 423 (1959).
K. V. Vyatkin and A. P. Shotov, *Sov. Phys. Semicond.* 14, 785 (1980); *Fiz. Tekh. Poluprovodn.* 14, 1331 (1980).
10. Lead Sulfide
G. Guizzetti and A. Borghesi in *HOCS*, 1985, p. 525.
M. Cardona and R. Haensel, *Phys. Rev. B* 1, 2605 (1970).
M. Cardona and D. L. Greenaway, *Phys. Rev. A* 133, 1685 (1964).
M. Cardona, C. M. Penchina, E. E. Koch, and P. Y. Yu, *Phys. Status Solidi B* 53, 327 (1972).
P. R. Wessel, *Phys. Rev.* 153, 836 (1967).
C. E. Rossi and W. Paul, *J. Appl. Phys.* 38, 1803 (1967).
J. N. Zemel, J. D. Jensen, and R. B. Schoolar, *Phys. Rev. A* 140, 330 (1965).
11. Lead Telluride
G. Bauer and H. Krenn in *HOCS*, 1985, p. 535.
M. Cardona and R. Haensel, *Phys. Rev. B* 1, 2605 (1970).
M. Cardona and D. L. Greenaway, *Phys. Rev.* 133, A1685 (1964).
D. M. Korn and R. Braunstein, *Phys. Rev. B* 5, 4837 (1972).
W. W. Scanlon, *J. Phys. Chem. Solids* 8, 423 (1959).
J. N. Zemel, J. D. Jensen, and R. B. Schoolar, *Phys. Rev.* 140, A330 (1965).
12. Lithium Fluoride
E. D. Palik and W. R. Hunter in *HOCS*, 1985, p. 675.
B. L. Henke, P. Lee, T. J. Tanaka, R. L. Shimabukuro, and B. K. Fujikawa, *Low Energy X-ray Diagnostics-1981* (D. T. Attwood and B. L. Henke, Eds.), AIP Conf. Proc. No. 75, 1981.
A. P. Lukirskii, E. P. Savinov, O. A. Ershov, and Y. F. Shepelev, *Opt. Spektrosk.* 16, 168 (1964); 16, 310 (1964).
F. C. Brown, C. Gahwiller, A. B. Kunz, and N. O. Lipari, *Phys. Rev. Lett.* 25, 927 (1970).
A. Milgram and M. P. Givens, *Phys. Rev.* 125, 1506 (1962).
T. Tomiki and T. Miyata, *J. Phys. Soc. Jpn.* 27, 658 (1969).
A. Kachare, G. Andermann, and L. R. Brantley, *J. Phys. Chem. Solids* 33, 467 (1972).
13. Potassium Chloride
E. D. Palik in *HOCS*, 1985, p. 703.
O. Aita, I. Nagakura, and T. Sagawa, *J. Phys. Soc. Jpn.* 30, 1414 (1971).

- A. P. Lukirskii, E. P. Savinov, O. A. Ershov, and Y. F. Shepelev, *Opt. Spectrosc.* 16, 168 (1964); *Opt. Spektrosk.* 16, 310 (1964).
 T. Tomika, *J. Phys. Soc. Jpn.* 22, 463 (1967).
 M. Antinori, A. Balzarotti, and M. Piacentini, *Phys. Rev. B* 7, 1541 (1973).
 H. H. Li, *J. Phys. Chem. Ref. Data* 5, 329 (1976).
 S. D. Allen and J. A. Harrington, *Appl. Opt.* 17, 1679 (1978).
 K. W. Johnson and E. E. Bell, *Phys. Rev.* 139A, 1295 (1965).
14. Silicon Dioxide
 H. R. Philipp in *HOCS*, 1985, p. 749.
 J. Rife and J. Osantowski, *J. Opt. Soc. Am.* 70, 1513 (1980).
 B. L. Henke, P. Lee, T. J. Tanaka, R. L. Shimabukuro, and B. K. Fujikawa, *Low Energy X-ray Diagnostics-1981* (D. T. Attwood and B. L. Henke, Eds.), AIP Conf. Proc. No. 75, 1981.
 H. R. Philipp, *Solid State Commun.* 4, 73 (1966); *J. Phys. Chem. Solids*, 32, 1935 (1971).
 P. L. Lamy, *Appl. Opt.* 16, 2212 (1977).
 H. R. Philipp, *J. Appl. Phys.* 50, 1053 (1979).
 D. G. Drummond, *Proc. Roy. Soc. London*, 153, 328 (1935).
15. Silicon Monoxide
 H. R. Philipp in *HOCS*, 1985, p. 765.
 H. R. Philipp, *J. Phys. Chem. Solids*, 32, 1935 (1971).
 G. Hass and C. D. Salzberg, *J. Opt. Soc. Am.* 44, 181 (1954).
 E. Cremer, T. Kraus, and E. Ritter, *Zs. Electrochem.* 62, 939 (1958).
 A. P. Bradford, G. Hass, M. McFarland, and E. Ritter, *Appl. Opt.* 4, 971 (1965).
16. Silicon Nitride
 H. R. Philipp in *HOCS*, 1985, p. 771.
 H. R. Philipp, *J. Electrochem. Soc.* 120, 295 (1973).
 J. B. Theeten, D. E. Aspnes, F. Simondet, M. Errman, and P. C. Müräu, *J. Appl. Phys.* 52, 6788 (1981).
 J. Bauer, *Phys. Status Solidi*, A 39, 411 (1977).
17. Sodium Chloride
 J. E. Eldridge and E. D. Palik in *HOCS*, p. 775.
 J. A. Harrington, C. J. Duthler, F. W. Patten, and M. Hass, *Solid State Commun.* 18, 1043 (1976).
 T. Miyata and T. Tomiki, *J. Phys. Soc. Jpn.* 24, 1286 (1968); *ibid.*, 22, 209 (1967).
 D. M. Roessler and W. C. Walker, *J. Opt. Soc. Am.* 58, 279 (1968).
 D. M. Roessler and W. C. Walker, *Phys. Rev.* 166, 599 (1968).
 S. Allen and J. A. Harrington, *Appl. Opt.* 17, 1679 (1978).
 O. Aita, I. Nagakura, and T. Sagawa, *J. Phys. Soc. Jpn.* 30, 1414 (1971).
18. Zinc Sulfide
 E. D. Palik and A. Addamiano in *HOCS*, 1985, p. 597.
 B. L. Henke, P. L. Lee, T. J. Tanaka, R. L. Shimabukuro, and B. F. Fujikawa, *Low Energy X-ray Diagnostics-1981* (D. T. Attwood and B. L. Henke, Eds.), AIP Conf. Proc. No. 75, 1981.
 M. Cardona and G. Harbeke, *Phys. Rev.* 137, A1467 (1965).
 Eastman Kodak, Publ. No. U-72, Rochester, New York (1981).
 C. A. Klein and R. N. Donadio, *J. Appl. Phys.* 51, 797 (1980).
 T. Deutsch, *Proc. Int. Conf. Phys. Semicond.*, 6th Exeter 1962, p. 505. The Inst. of Physics and the Physical Soc., London, 1962.
 A. Manabe, A. Mitsuishi, and H. Yoshinaga, *Jpn. J. Appl. Phys.* 6, 593 (1967).
 W. W. Piper, D. T. F. Marple, and P. D. Johnson, *Phys. Rev.* 110, 323 (1958).
19. Polytetrafluoroethylene
 J. W. L. Thomas (NIST), Private communication.
 NIST Certificate, STM 2044.
 P. Y. Barnes, E. A. Early, and A. C. Parr, *NIST Special Publ.* 250-48, NIST Measurement Services: Spectral Reflectance.
Diffuse Reflectance Coatings and Materials Sections, Labsphere Catalog, 1996.
 A. Arecchi and C. Ryder (Labsphere, North Sutton, NJ), private communication.

ELASTO-OPTIC, ELECTRO-OPTIC, AND MAGNETO-OPTIC CONSTANTS

When a crystal is subjected to a stress field, an electric field, or a magnetic field, the resulting optical effects are in general dependent on the orientation of these fields with respect to the crystal axes. It is useful, therefore, to express the optical properties in terms of the refractive index ellipsoid (or indicatrix):

$$\frac{x^2}{n_x^2} + \frac{y^2}{n_y^2} + \frac{z^2}{n_z^2} = 1$$

or

$$\sum_{ij} B_{ij} x_i x_j = 1 \quad (i, j = 1, 2, 3)$$

where

$$B_{ij} = \left[\frac{1}{\epsilon} \right]_{ij} = \left[\frac{1}{n^2} \right]_{ij}$$

ϵ is the dielectric constant or permeability; the quantity B_{ij} is called impermeability.

A crystal exposed to a *stress* \mathbf{S} will show a change of its impermeability. The photo-elastic (or elasto-optic) constants, P_{ijkl} , are defined by

$$\Delta \left[\frac{1}{\epsilon} \right]_{ij} = \Delta \left[\frac{1}{n^2} \right]_{ij} = \sum_{kl} P_{ijkl} S_{kl}$$

where n is the refractive index and S_{kl} are the strain tensor elements; the P_{ijkl} are the elements of a 4th rank tensor.

When a crystal is subjected to an *electric field* \mathbf{E} , two possible changes of the refractive index may occur depending on the symmetry of the crystal.

1. All materials, including isotropic solids and polar liquids, show an electro-optic birefringence (Kerr effect) which is proportional to the square of the electric field, \mathbf{E} :

$$\Delta \left[\frac{1}{n^2} \right]_{ij} = \sum_k K_{ijkl} E_k E_l = \sum_{k,l=1,2,3} g_{ijkl} P_k P_l$$

where E_k and E_l are the components of the electric field and P_k and P_l the electric polarizations. The coefficients, K_{ijkl} , are the quadratic electro-optic coefficients, while the constants g_{ijkl} are known as the Kerr constants.

2. The other electro-optic effect only occurs in the 20 piezoelectric crystal classes (no center of symmetry). This effect is known as the Pockels effect. The optical impermeability changes linearly with the static field

$$\Delta \left[\frac{1}{n^2} \right]_{ij} = \sum_k r_{ij,k} E_k$$

The coefficients $r_{ij,k}$ have the name (linear) electro-optic coefficients.

The values of the electro-optic coefficients depend on the boundary conditions. If the superscripts T and S denote, respectively, the conditions of zero stress (free) and zero strain (clamped) one finds:

$$r_{ij}^T = r_{ij}^S + q_{ik}^E e_{jk} = r_{ij}^S + P_{ik}^E d_{jk}$$

where $e_{jk} = (\partial T_k / \partial E_j)_S$ and $d_{jk} = (\partial S_k / \partial E_j)_T$ are the appropriate piezo-electric coefficients.

The interaction between a *magnetic field* and a light wave propagating in a solid or in a liquid gives rise to a rotation of the plane of polarization. This effect is known as *Faraday rotation*. It results from a difference in propagation velocity for left and right circular polarized light.

The Faraday rotation, θ_F , is linearly proportional to the magnetic field H :

$$\theta_F = VH$$

where l is the light path length and V is the *Verdet* constant (minutes/oersted-cm).

For ferromagnetic, ferrimagnetic, and antiferromagnetic materials the magnetic field in the above expression is replaced by the magnetization M and the magneto-optic coefficient in this case is known as the Kund constant K :

$$\text{Specific Faraday rotation } F = KM$$

In the tables below the *Faraday rotation* is listed at the saturation magnetization per unit length, together with the absorption coefficient α , the temperature T , the critical temperature T_c (or T_N), and the wavelength of the measurement.

In the tables that follow, the properties are presented in groups:

- Elasto-optic coefficients (photoelastic constants)
- Linear electro-optic coefficients (Pockels constants)
- Quadratic electro-optic coefficients (Kerr constants)
- Magneto-optic coefficients:
 - Verdet constants
 - Faraday rotation parameters

Within each group, materials are classified by crystal system or physical state. References are given at the end of each group of tables.

ELASTO-OPTIC COEFFICIENTS (PHOTOELASTIC CONSTANTS)

Name									
Cubic (43m, 432, m3m)	Formula	$\lambda/\mu\text{m}$	p_{11}	p_{12}	p_{44}	$p_{11}-p_{12}$	Ref.		
Sodium fluoride	NaF	0.633	0.08	0.20	−0.03	−0.12	1		
Sodium chloride	NaCl	0.589	0.115	0.159	−0.011	−0.042	2		
Sodium bromide	NaBr	0.589	0.148	0.184	−0.0036	−0.035	1		
Sodium iodide	NaI	0.589	−	−	0.0048	−0.0141	3		
Potassium fluoride	KF	0.546	0.26	0.20	−0.029	0.06	1		
Potassium chloride	KCl	0.633	0.22	0.16	−0.025	0.06	4		
Potassium bromide	KBr	0.589	0.212	0.165	−0.022	0.047	5		
Potassium iodide	KI	0.590	0.212	0.171	−	0.041	6		
Rubidium chloride	RbCl	0.589	0.288	0.172	−0.041	0.116	7,8		
Rubidium bromide	RbBr	0.589	0.293	0.185	−0.034	0.108	7,8		
Rubidium iodide	RbI	0.589	0.262	0.167	−0.023	0.095	7,8		
Lithium fluoride	LiF	0.589	0.02	0.13	−0.045	−0.11	5		
Lithium chloride	LiCl	0.589	−	−	−0.0177	−0.0407	3		
Ammonium chloride	NH ₄ Cl	0.589	0.142	0.245	0.042	−0.103	9		
Cadmium telluride	CdTe	1.06	−0.152	−0.017	−0.057	−0.135	10		
Calcium fluoride	CaF ₂	0.55−0.65	0.038	0.226	0.0254	−0.183	11		
Copper chloride	CuCl	0.633	0.120	0.250	−0.082	−0.130	12		
Copper bromide	CuBr	0.633	0.072	0.195	−0.083	−0.123	12		
Copper iodide	CuI	0.633	0.032	0.151	−0.068	−0.119	12		
Diamond	C	0.540−0.589	−0.278	0.123	−0.161	−0.385	13		
Germanium	Ge	3.39	−0.151	−0.128	−0.072	−0.023	14		
Gallium arsenide	GaAs	1.15	−0.165	−0.140	−0.072	−0.025	15		
Gallium phosphide	GaP	0.633	−0.151	−0.082	−0.074	−0.069	15		
Strontium fluoride	SrF ₂	0.633	0.080	0.269	0.0185	−0.189	16		
Strontium titanate	SrTiO ₃	0.633	0.15	0.095	0.072	−	17		
KRS-5	Tl(Br,I)	0.633	−0.140	0.149	−0.0725	−0.289	18,20		
KRS-6	Tl(Br,Cl)	0.633	−0.451	−0.337	−0.164	−0.114	19,20		
Zinc sulfide	ZnS	0.633	0.091	−0.01	0.075	0.101	15		
Rare Gases	Formula	$\lambda/\mu\text{m}$	p_{11}	p_{12}	p_{44}	$p_{11}-p_{12}$	Ref.		
Neon ($T = 24.3$ K)	Ne	0.488	0.157	0.168	0.004	−0.011	21		
Argon ($T = 82.3$ K)	Ar	0.488	0.256	0.302	0.015	−0.046	22		
Krypton ($T = 115.6$ K)	Kr	0.488	0.34	0.34	0.037	0	21		
Xenon ($T = 160.5$ K)	Xe	0.488	0.284	0.370	0.029	−0.086	22		
Garnets	Formula	$\lambda/\mu\text{m}$	p_{11}	p_{12}	p_{44}	$p_{11}-p_{12}$	Ref.		
GGG	Gd ₃ Ga ₅ O ₁₂	0.514	−0.086	−0.027	−0.078	−0.059	23		
YIG	Y ₃ Fe ₅ O ₁₂	1.15	0.025	0.073	0.041	−	15		
YGG	Y ₃ Ga ₅ O ₁₂	0.633	0.091	0.019	0.079	−	17		
YAG	Y ₃ Al ₅ O ₁₂	0.633	−0.029	0.0091	−0.0615	−0.038	15		
Cubic (23, m3)	Formula	$\lambda/\mu\text{m}$	p_{11}	p_{12}	p_{44}	$p_{11}-p_{13}$	Ref.		
Barium nitrate	Ba(NO ₃) ₂	0.589	−	$p_{11}-p_{22} = 0.992$	−0.0205	$p_{11}-p_{13} = 0.713$	13		
Lead nitrate	Pb(NO ₃) ₂	0.589	0.162	0.24	−0.0198	0.20	24,25		
Sodium bromate	NaBrO ₃	0.589	0.185	0.218	−0.0139	0.213	26		
Sodium chlorate	NaClO ₃	0.589	0.162	0.24	−0.0198	0.20	26		
Strontium nitrate	Sr(NO ₃) ₂	0.41	0.178	0.362	−0.014	0.316	27		
Hexagonal (mmc, 6mm)	Formula	$\lambda/\mu\text{m}$	p_{11}	p_{12}	p_{13}	p_{31}	p_{33}	p_{44}	Ref.
Beryl	Be ₃ Al ₂ Si ₆ O ₁₈	0.589	0.0099	0.175	0.191	0.313	0.023	−0.152	28
Cadmium sulfide	CdS	0.633	−0.142	−0.066	−0.057	−0.041	−0.20	−0.099	15,2
Zinc oxide	ZnO	0.633	±0.222	±0.099	−0.111	±0.088	−0.235	0.0585	30
Zinc sulfide	ZnS	0.633	−0.115	0.017	0.025	0.0271	−0.13	−0.0627	31

Trigonal (3m, 32, $\bar{3}m$)		Formula	$\lambda/\mu\text{m}$	p_{11}	p_{12}	p_{13}	p_{14}	p_{31}	p_{33}	p_{41}	p_{44}	Ref.			
Sapphire		Al ₂ O ₃	0.644	−0.23	−0.03	0.02	0.00	−0.04	−0.20	0.01	−0.10	15,32			
Calcite		CaCO ₃	0.514	0.062	0.147	0.186	−0.011	0.241	0.139	−0.036	−0.058	33			
Lithium niobate		LiNbO ₃	0.633	±0.034	±0.072	±0.139	±0.066	±0.178	±0.060	±0.154	±0.300	15,34			
Lithium tantalate		LiTaO ₃	0.633	−0.081	0.081	0.093	−0.026	0.089	−0.044	−0.085	0.028	15,35			
Cinnabar		HgS	0.633			±0.445			±0.115	−	−	36			
Quartz		SiO ₂	0.589	0.16	0.27	0.27	−0.030	0.29	0.10	−0.047	−0.079	37			
Proustite		Ag ₃ AsS ₃	0.633	±0.10	±0.19	±0.22		±0.24	±0.20	−	−	38			
Sodium nitrite		NaNO ₂	0.633		±0.21	±0.215	±0.027	±0.25		0.055	−0.06	39			
Tellurium		Te	10.6	0.155	0.130	−	−	−		−	−	15			
Tetragonal (4/mmm, $\bar{4}2m$, 422)		Formula	$\lambda/\mu\text{m}$	p_{11}	p_{12}	p_{13}	p_{31}	p_{33}	p_{44}	p_{66}	Ref.				
Ammonium dihydrogen phosphate		ADP	0.589	0.319	0.277	0.169	0.197	0.167	−0.058	−0.091	40				
Barium titanate		BaTiO ₃	0.633	0.425	−	−	−	−	−	−	41				
Cesium dihydrogen arsenate		CDA	0.633	0.267	0.225	0.200	0.195	0.227	−	−	42				
Magnesium fluoride		MgF ₂	0.546	−	−	−	−	−	±0.0776	±0.0488	43				
Calomel		Hg ₂ Cl ₂	0.633	±0.551	±0.440	±0.256	±0.137	±0.010	−	±0.047	44				
Potassium dihydrogen phosphate		KDP	0.589	0.287	0.282	0.174	0.241	0.122	−0.019	−0.064	45				
Rubidium dihydrogen arsenate		RDA	0.633	0.227	0.239	0.200	0.205	0.182	−	−	41				
Rubidium dihydrogen phosphate		RDP	0.633	0.273	0.240	0.218	0.210	0.208	−	−	41				
Strontium barium niobate		Sr _{0.75} Ba _{0.25} Nb ₂ O ₆	0.633	0.16	0.10	0.08	0.11	0.47	−	−	46				
Strontium barium niobate		Sr _{0.5} Ba _{0.5} Nb ₂ O ₆	0.633	0.06	0.08	0.17	0.09	0.23	−	−	46				
Tellurium oxide		TeO ₂	0.633	0.0074	0.187	0.340	0.090	0.240	−0.17	−0.046	47				
Rutile		TiO ₂	0.633	0.017	0.143	−0.139	−0.080	−0.057	−0.009	−0.060	48				
Tetragonal (4, $\bar{4}$, 4/m)		Formula	$\lambda/\mu\text{m}$	p_{11}	p_{12}	p_{13}	p_{16}	p_{31}	p_{33}	p_{44}	p_{45}	p_{61}	p_{66}	Ref.	
Cadmium molybdate		CdMoO ₄	0.633	0.12	0.10	0.13	−	0.11	0.18	−	−	−	−	49	
Lead molybdate		PbMoO ₄	0.633	0.24	0.24	0.255	0.017	0.175	0.300	0.067	−0.01	0.013	0.05	52	
Sodium bismuth molybdate		NaBi(MoO ₄) ₂	0.633	0.243	0.205	0.25	−	0.21	0.29	−	−	−	−	−	
Orthorhombic (222, m22, mmm)															
	Formula	$\lambda/\mu\text{m}$	p_{11}	p_{12}	p_{13}	p_{21}	p_{22}	p_{23}	p_{31}	p_{32}	p_{33}	p_{44}	p_{55}	p_{66}	Ref.
Ammonium chlorate	NH ₄ ClO ₃	0.633	−	0.24	0.18	0.23	−	0.20	0.19	0.18	±0.02	<±0.02	−	±0.04	51
Ammonium sulfate	(NH ₄) ₂ SO ₄	0.633	0.26	0.19	±0.260	±0.230	±0.27	±0.254	0.20	±0.26	0.26	0.015	±0.0015	0.012	52
Rochelle salt	NaKC ₄ H ₄ O ₆	0.589	0.35	0.41	0.42	0.37	0.28	0.34	0.36	0.35	0.36	−0.030	0.0046	−0.025	53
Iodic acid (α)	HIO ₃	0.633	0.302	0.496	0.339	0.263	0.412	0.304	0.251	0.345	0.336	0.084	−0.030	0.098	54
Sulfur (α)	S	0.633	0.324	0.307	0.268	0.272	0.301	0.310	0.203	0.232	0.270	0.143	0.019	0.118	54
Barite	BaSO ₄	0.589	0.21	0.25	0.16	0.34	0.24	0.19	0.28	0.22	0.31	0.002	−0.012	0.037	55
Topaz	Al ₂ SiO ₄ (OH,F) ₂	−	−0.085	0.069	0.052	0.095	−0.120	0.065	0.095	0.085	−0.083	−0.095	−0.031	0.098	28
Monoclinic (2, m, 2/m)		Formula	$\lambda/\mu\text{m}$												
Taurine		C ₂ H ₇ NO ₃ S	0.589	$p_{11} = 0.313$			$p_{25} = −0.0025$			$p_{51} = −0.014$					
				$p_{12} = 0.251$			$p_{31} = 0.362$			$p_{52} = 0.006$					
				$p_{13} = 0.270$			$p_{32} = 0.275$			$p_{53} = 0.0048$					
				$p_{15} = −0.10$			$p_{33} = 0.308$			$p_{55} = 0.047$					
				$p_{21} = 0.281$			$p_{35} = −0.003$			$p_{64} = 0.0024$					
				$p_{22} = 0.252$			$p_{44} = 0.0025$			$p_{66} = 0.0028$					
				$p_{23} = 0.272$			$p_{46} = −0.0056$								

Isotropic	Formula	$\lambda/\mu\text{m}$	p_{11}	p_{12}	p_{44}	Ref.
Fused silica	SiO_2	0.633	0.121	0.270	-0.075	15
Water	H_2O	0.633	± 0.31	± 0.31		15
Polystyrene		0.633	± 0.30	± 0.31		25
Lucite		0.633	± 0.30	0.28		25
Orpiment	As_2S_3 -glass	1.15	0.308	0.299	0.0045	15
Tellurium oxide	TeO_2 -glass	0.633	0.257	0.241	0.0079	56
Laser glasses	LGS-247-2	0.488	± 0.168	± 0.230		57
	LGS-250-3		± 0.135	± 0.198		
	LGS-1		± 0.214	± 0.250		
	KGSS-1621		± 0.205	± 0.239		
Dense flint glasses (examples)	LaSF	0.633	0.088	0.147	-0.030	58
	SF_6		0.215	0.243	-0.014	
	U10502		0.172	0.179	-0.004	
	TaF d_7		0.099	0.138	-0.020	

References

- Narasimhamurty, T. S., *Photoelastic and Electro-Optic Properties of Crystals*, Plenum Press, New York, 1981, pp. 290–293.
- Weber, M. J., Ed., *CRC Handbook of Laser Science and Technology*, Volume IV, Part 2, CRC Press, Boca Raton, FL, 1986, pp. 324–331.
- Petterson, H. E., *J. Opt. Soc. Am.*, 63, 1243, 1973.
- Burstein, E. and Smith, P. L., *Phys. Rev.*, 74, 229, 1948.
- Pakhnev, A. V., et al., *Sov. Phys. J. (transl.)*, 18, 1662, 1975.
- Feldman, A., Horovitz, D., and Waxler, R. M., *Appl. Opt.*, 16, 2925, 1977.
- Iyengar, K. S., *Nature (London)*, 176, 1119, 1955.
- Bansigir, K. G. and Iyengar, K. S., *Acta Crystallogr.*, 14, 727, 1961.
- Pakhev, A. V., et al., *Sov. Phys. J. (transl.)*, 20, 648, 1975.
- Bansigir, K. G., *Acta Crystallogr.*, 23, 505, 1967.
- Krishna Rao, K. V. and Krishna Murty, V. G., *Ind. J. Phys.*, 41, 150, 1967.
- Weil, R. and Sun, M. J., *Proc. Int. Symp. CdTe (Detectors)*, Strasbourg Centre de Rech. Nucl., 1971, XIX-1 to 6, 1972.
- Schmidt, E. D. D. and Vadam, K., *J. Phys. Chem. Solids*, 27, 1563, 1966.
- Biegelsen, D. K., et al., *Phys. Rev. B*, 14, 3578, 1976.
- Helwege, K. H., *Landolt-Börnstein, New Series Group III*, Vol. II, Springer-Verlag, Berlin, 1979.
- Feldman, A., Waxler, R. M., and Horovitz, D., *J. Appl. Phys.*, 49, 2589, 1978.
- Dixon, R. W., *J. Appl. Phys.*, 38, 5149, 1967.
- Shabin, O. V., et al., *Sov. Phys. Sol. State (transl.)*, 13, 3141, 1972.
- Reintjes, J. and Schultz, M. B., *J. Appl. Phys.*, 39, 5254, 1968.
- Rivoallan, L. and Favre, F., *Opt. Commun.*, 8, 404, 1973.
- Rivoallan, L. and Favre, F., *Opt. Commun.*, 11, 296, 1974.
- Afanasev, I. I., et al., *Sov. J. Opt. Technol.*, 46, 663, 1979.
- Rand, S. C., et al., *Phys. Rev. B*, 19, 4205, 1979.
- Sipe, J. E., *Can J. Phys.*, 56, 199, 1978.
- Christyi, I. L., et al., *Sov. Phys. Sol. State (transl.)*, 17, 922, 1975.
- Narasimhamurty, T. S., *Curr. Sci. (India)*, 23, 149, 1954.
- Smith, T. M. and Korpel, A., *IEEE J. Quant. Electron.*, QE-1, 283, 1965.
- Narasimhamurty, T. S., *Proc. Ind. Acad. Sci.*, A40, 164, 1954.
- Rabman, A., *Bhagavantam Commem. Vol.*, Bangalore Print. and Publ., 173, 1969.
- Eppendahl, R., *Ann. Phys. (IV)*, 61, 591, 1920.
- Laurenti, J. P. and Rouzeyre, M., *J. Appl. Phys.*, 52, 6484, 1981.
- Sasaki, H., et al., *J. Appl. Phys.*, 47, 2046, 1976.
- Uchida, N. and Saito, S., *J. Appl. Phys.*, 43, 971, 1972.
- Waxler, R. M. and Farabaugh, E. M., *J. Res. Natl. Bur. Stand.*, A74, 215, 1970.
- Nelson, D. F., Lazay, P. D., and Lax, M., *Phys. Rev.*, B6, 3109, 1972.
- O'Brien, R. J., Rosasco, G. J., and Weber, A., *J. Opt. Soc. Am.*, 60, 716, 1970.
- Avakyants, L. P., et al., *Sov. Phys.*, 18, 1242, 1976.
- Sapriel, J., *Appl. Phys. Lett.*, 19, 533, 1971.
- Narasimhamurty, T. S., *J. Opt. Soc. Am.*, 59, 682, 1969.
- Zubrinov, I. I., et al., *Sov. Phys. Sol. State (transl.)*, 15, 1921, 1974.
- Kachalov, O. V. and Shpilko, I. O., *Sov. Phys. JETP (transl.)*, 35, 957, 1972.
- Narasimhamurty, T. S., et al., *J. Mater. Sci.*, 8, 577, 1973.
- Tada, K. and Kikuchi, K., *Jpn. J. Appl. Phys.*, 19, 1311, 1980.
- Aleksandrov, K. S., et al., *Sov. Phys. Sol. State (transl.)*, 19, 1090, 1977.
- Afanasev, I. I., et al., *Sov. Phys. Sol. State (transl.)*, 17, 2006, 1975.
- Silvestrova, I. M., et al., *Sov. Phys. Cryst. (transl.)*, 20, 649, 1975.
- Veerabhadra Rao, K. and Narasimhamurty, T. S., *J. Mater. Sci.*, 10, 1019, 1975.
- Venturini, E. L., et al., *J. Appl. Phys.*, 40, 1622, 1969.
- Vehida, N. and Ohmachi, Y., *J. Appl. Phys.*, 40, 4692, 1969.
- Grimsditch, M. H. and Ramdus, A. K., *Phys. Rev. B*, 22, 4094, 1980.
- Schinke, D. P. and Viehman, W., unpublished data.
- Coquin, G. A., et al., *J. Appl. Phys.*, 42, 2162, 1971.
- Vasquez, F., et al., *J. Phys. Chem. Solids*, 37, 451, 1976.
- Luspin, Y. and Hauret, G., *C.R. Acad. Sci. Paris*, B274, 995, 1972.
- Narasimhamurty, T. S., *Phys. Rev.*, 186, 945, 1969.
- Haussühl, S. and Weber, H. J., *Z. Kristall.*, 132, 266, 1970.
- Vadam, K., *Proc. Ind. Acad. Sci.*, A34, 161, 1951.
- Yano, T., Fukumoto, A., and Watanabe, A., *J. Appl. Phys.*, 42, 3674, 1971.
- Manenkov, A. A. and Ritus, A. I., *Sov. J. Quant. Electr.*, 8, 78, 1978.
- Eschler, H. and Weidinger, F., *J. Appl. Phys.*, 46, 65, 1975.

LINEAR ELECTRO-OPTIC COEFFICIENTS

Name				r_{41}
Cubic ($\bar{4}3m$)	Formula	$\lambda/\mu\text{m}$	pm/V	
Cuprous bromide	CuBr	0.525	0.85	
Cuprous chloride	CuCl	0.633	3.6	
Cuprous iodide	CuI	0.55	−5.0	
Eulytite (BSO)	$\text{Bi}_4\text{Si}_3\text{O}_{12}$	0.63	0.54	
Germanium eulytite (BGO)	$\text{Bi}_4\text{Ge}_3\text{O}_{12}$	0.63	1.0	
Gallium arsenide	GaAs	10.6	1.6	
Gallium phosphide	GaP	0.56	−1.07	
Hexamethylenetetramine	$\text{C}_6\text{H}_{12}\text{N}_4$	0.633	0.78	
Sphalerite	ZnS	0.65	2.1	
Zinc selenide	ZnSe	0.546	2.0	
Zinc telluride	ZnTe	3.41	4.2	
Cadmium telluride	CdTe	3.39	6.8	

Cubic (23)	Formula	$\lambda/\mu\text{m}$	r_{41}	
			pm/V	
Ammonium chloride (77 K)	NH_4Cl	—	1.5	
Ammonium cadmium langbeinite	$(\text{NH}_4)_2\text{Cd}_2(\text{SO}_4)_3$	0.546	0.70	
Ammonium manganese langbeinite	$(\text{NH}_4)_2\text{Mn}_2(\text{SO}_4)_3$	0.546	0.53	
Thallium cadmium langbeinite	$\text{TL}_2\text{Cd}_2(\text{SO}_4)_3$	0.546	0.37	
Potassium magnesium langbeinite	$\text{K}_2\text{Mg}_2(\text{SO}_4)_3$	0.546	0.40	
Bismuth monogermanate	$\text{Bi}_{12}\text{GeO}_{20}$	—	3.3	
Bismuth monosilicate	$\text{Bi}_{12}\text{SiO}_{20}$	—	3.3	
Sodium chlorate	NaClO_3	0.589	0.4	
Sodium uranyl acetate	$\text{NaUO}_2(\text{CH}_3\text{COO})_3$	0.546	0.87	
Trenhydrobromide	$\text{N}(\text{CH}_2\text{CH}_2\text{NH}_2)_3 \cdot 3\text{HBr}$	—	1.5	
Trenhydrochloride	$\text{N}(\text{CH}_2\text{CH}_2\text{NH}_2)_3 \cdot 3\text{HCl}$	—	1.7	

Tetragonal ($\bar{4}2m$)	Formula	T_{tran}	r_{41}	r_{63}
		K	pm/V	pm/V
Ammonium dihydrogen phosphate (ADP)	$\text{NH}_4\text{H}_2\text{PO}_4$	148	24.5	−8.5
Ammonium dideuterium phosphate (AD*P)	$\text{NH}_4\text{D}_2\text{PO}_4$	242	—	11.9
Ammonium dihydrogen arsenate (ADA)	$\text{NH}_4\text{H}_2\text{AsO}_4$	—	—	9.2
Cesium dihydrogen arsenate (CsDA)	CsH_2AsO_4	143	—	18.6
Cesium dideuterium arsenate (CsD*A)	CsD_2AsO_4	212	—	36.6
Potassium dihydrogen phosphate (KDP)	KH_2PO_4	123	8.6	−10.5
Potassium dideuterium phosphate (KD*P)	KD_2PO_4	222	8.8	23.8
Potassium dihydrogen arsenate (KDA)	KH_2AsO_4	97	12.5	10.9
Potassium dideuterium arsenate (KD*A)	KD_2AsO_4	162	—	18.2
Rubidium dihydrogen phosphate (RDP)	RbH_2PO_4	147	—	15.5
Rubidium dihydrogen arsenate (RDA)	RbH_2AsO_4	110	—	13.0
Rubidium dideuterium arsenate (RD*A)	RbD_2AsO_4	178	—	21.4

Tetragonal (4mm)	Formula	T_{tran}	r_{13}	r_{33}	r_{51}
		K	pm/V	pm/V	pm/V
Barium titanate	BaTiO_3	406	8	28	—
Potassium lithium niobate	$\text{K}_3\text{Li}_2\text{Nb}_5\text{O}_{15}$	693	8.9	5.9	—
Lead titanate	PbTiO_3	765	13.8	5.9	—
Strontium barium niobate (SBN75)	$\text{Sr}_{0.75}\text{Ba}_{0.25}\text{Nb}_2\text{O}_6$	330	6.7	1340	42
Strontium barium niobate (SBN46)	$\text{Sr}_{0.46}\text{Ba}_{0.54}\text{Nb}_2\text{O}_6$	602	~180	35	—

Hexagonal (6mm)		Formula	r_{13} pm/V	r_{33} pm/V	r_{42} pm/V	r_{51} pm/V
Greenockite		CdS	3.1	2.9	2.0	3.7
Greenockite (const. strain)		CdS	1.1	2.4	—	—
Wurzite		ZnS	0.9	1.8	—	—
Zincite		ZnO	−1.4	+2.6	—	—

Hexagonal (6)		Formula	r_{13} pm/V	r_{33} pm/V	r_{42} pm/V	r_{51} pm/V
Lithium iodate		LiIO ₃	4.1	6.4	1.4	3.3
Lithium potassium sulfate		LiKSO ₄	$r_{13}-r_{33}=1.6$	—	—	—

Trigonal (3m)		Formula	T_{tran} K	r_{13} pm/V	r_{22} pm/V	r_{33} pm/V	r_{42} pm/V
Cesium nitrate		CsNO ₃	425	—	0.43	—	—
Lithium niobate		LiNbO ₃	1483	8.6	7.0	30.8	28
Lithium tantalate		LiTaO ₃	890	8.4	—	30.5	—
Lithium sodium sulfate		LiNaSO ₄	—	—	<0.02	—	—
Tourmaline		—	—	—	0.3	—	—

Trigonal (32)		Formula	T_{tran} K	r_{11} pm/V	r_{41} pm/V
Cesium tartrate		Cs ₂ C ₄ H ₄ O ₆	—	1.0	—
Cinnabar		HgS	659	3.1	1.5
Potassium dithionate		K ₂ S ₂ O ₆	—	0.26	—
Strontium dithionate		SrS ₂ O ₆ ·4H ₂ O	—	0.1	—
Quartz		SiO ₂	1140	−0.47	0.2
Selenium		Se	398	2.5	—

Orthorhombic (222)		Formula	T_{tran} K	r_{41} pm/V	r_{52} pm/V	r_{63} pm/V
Ammonium oxalate		(NH ₄) ₂ C ₂ O ₄ ·4H ₂ O	—	230	330	250
Rochelle salt		KNaC ₄ H ₄ O ₆ ·4H ₂ O	$T_u = 297$ $T_l = 255$	−2.0	−1.7	+0.32

Orthorhombic (mm2)		Formula	T_{trans} K	r_{13} pm/V	r_{23} pm/V	r_{33} pm/V	r_{42} pm/V	r_{51} pm/V
Barium sodium niobate (BSN)		Ba ₂ NaNbO ₁₅	833	15	13	48	92	90
Potassium niobate		KNbO ₃	476	28	1.3	64	380	105

Monoclinic (2)		Formula	T_{trans} K	r_{22} pm/V	r_{32} pm/V
Calcium pyroniobate		Ca ₂ Nb ₂ O ₇	—	0.33	13.7
Triglycine sulfate (TGS)		(NH ₂ CH ₂ COOH) ₃ ·H ₂ SO ₄	322	7.2	13.6

References

1. Narasimhamurty, T. S., *Photoelastic and Electro-Optic Properties of Crystals*, Plenum Press, New York, 1981, pp. 405–407.
2. Weber, M. J., Ed., *CRC Handbook of Laser Science and Technology*, Vol. IV, CRC Press, Boca Raton, FL, 1986, pp. 258–278.

QUADRATIC ELECTRO-OPTIC COEFFICIENTS

Kerr Constants of Ferroelectric Crystals ^{1,2}							
Name	Formula	T_{tran} K	λ μm	g_{11} 10^{10} esu	g_{12} 10^{10} esu	$g_{11}-g_{12}$ 10^{10} esu	g_{44} 10^{10} esu
Barium titanate	BaTiO ₃	406	0.633	1.33	-0.11	1.44	
Strontium titanate	SrTiO ₃	—	0.633	—	—	1.56	—
Potassium tantalate niobate	KTa _{0.65} Nb _{0.35} O ₃	330	0.633	1.50	-0.42	1.92	1.63
Potassium tantalate	KTaO ₃	13	0.633	—	—	1.77	1.33
Lithium niobate	LiNbO ₃	1483	—	0.94	0.25	0.7	0.6
Lithium tantalate	LiTaO ₃	938	—	1.0	0.17	0.8	0.7
Barium sodium niobate (BSN)	Ba _{0.8} Na _{0.4} Nb ₂ O ₆	833	—	1.55	0.44	1.11	

Kerr Constants of Selected Liquids²

K is the Kerr constant at a wavelength of 589 nm and at room temperature; ϵ is the static dielectric constant; t_m is the melting point; and t_b is the normal boiling point

Name	Molecular formula	K 10^{-7} esu	ϵ	t_m °C	t_b °C
Carbon disulfide	CS ₂	+3.23	2.63	-111.5	+46.3
Acetone	C ₃ H ₆ O	+16.3	21.0	-94.8	+56.1
Methyl ethyl ketone	C ₄ H ₈ O	+13.6	18.56	-86.67	+79.6
Pyridine	C ₅ H ₅ N	+20.4	13.26	-42	+115.23
Ethyl cyanoacetate	C ₅ H ₇ NO ₂	+38.8	31.6	-22.5	205
<i>o</i> -Dichlorobenzene	C ₆ H ₄ Cl ₂	+42.6	10.12	-16.7	180
Benzenesulfonyl chloride	C ₆ H ₅ ClO ₂ S	+89.9	28.90	+14.5	247
Nitrobenzene	C ₆ H ₅ NO ₂	+326	35.6	+5.7	210.8
Ethyl 3-aminocrotonate	C ₆ H ₁₁ NO ₂	+31.0	—	+33.9	210
Paraldehyde	C ₆ H ₁₂ O ₃	-23.0	14.7	+12.6	124
			12.0 ^a		
Benzaldehyde	C ₇ H ₆ O	+80.8	17.85	-26	179.05
			14.1 ^a		
<i>p</i> -Chlorotoluene	C ₇ H ₇ Cl	+23.0	6.25	+7.5	162.4
<i>o</i> -Nitrotoluene	C ₇ H ₇ NO ₂	+174	26.26	-10	222.3
<i>m</i> -Nitrotoluene	C ₇ H ₇ NO ₂	+177	24.95	+15.5	232
<i>p</i> -Nitrotoluene	C ₇ H ₇ NO ₂	+222	22.2	+51.6	238.3
Benzyl alcohol	C ₇ H ₈ O	-15.4	11.92	-15.3	205.8
			10.8 ^a		
<i>m</i> -Cresol	C ₇ H ₈ O	+21.2	12.44	+11.8	202.27
			5.0 ^a		
<i>m</i> -Chloroacetophenone	C ₈ H ₇ ClO	+69.1			
Acetophenone	C ₈ H ₈ O	+66.6	17.44	+19.7	202.3
			15.8 ^a		
Quinoline	C ₉ H ₇ N	+15.0	9.16	-14.78	237.16
Ethyl salicylate	C ₉ H ₁₀ O ₃	+19.6	8.48	+1.3	231.5
Carvone	C ₁₀ H ₁₄ O	+23.6	11.2	<0	230
Ethyl benzoylacetate	C ₁₁ H ₁₂ O ₃	+16.0	13.50	<0	270
Water	H ₂ O	+4.0	80.10	0.00	100.0

^a Dielectric constant at radio frequencies (108–109 Hz).

References

1. Narasimhamurty, T. S., *Photoelastic and Electro-Optic Properties of Crystals*, Plenum Press, New York, 1981, p. 408.
2. Gray, D. E., Ed., *AIP Handbook of Physics*, McGraw Hill, New York, 1972, p. 6–241.

MAGNETO-OPTIC CONSTANTS

Verdet Constants of Non-Magnetic Crystals¹

V is the Verdet constant; *n* is the refractive index; and λ is the wavelength. "min" is minutes of angle.

Material	<i>T</i> K	λ nm	<i>n</i>	<i>V</i> min/Oe cm
Al ₂ O ₃	300	546.1	1.771	0.0240
	300	589.3	1.768	0.0210
BaTaO ₃	403	427		0.95
	403	496		0.38
	403	620		0.18
	403	826		0.072
Bi ₄ Ge ₃ O ₁₂	300	442	2.077	0.289
	300	632.8	2.048	0.099
	300	1064	2.031	0.026
C (diamond)	300	589.3	2.417	0.0233
CaCO ₃	300	589.3	1.658	0.019
CaF ₂	300	589.3	1.434	0.0088
Cd _{0.55} Mn _{0.45} Te	300	632.8		6.87
CuCl	300	546.1	1.93	0.20
GaSe	298	632.8		0.80
KAl(SO ₄) ₂ ·12H ₂ O	300	589.3	1.456	0.0124
KBr	300	546.1	1.564	0.0500
	300	589.3	1.560	0.0425
KCl	300	589.3	1.490	0.0275
KI	300	546.1	1.673	0.083
	300	589.3	1.666	0.070
KTaO ₃	296	352		0.44
	296	413		0.19
	296	496		0.096
	296	620		0.051
	296	826		0.022
LaF ₃ (H c)	300	325	1.639	0.054
	300	442	1.615	0.028
	300	632.8	1.601	0.012
	300	1064	1.592	0.006
MgAl ₂ O ₄	300	589.3	1.718	0.021
NH ₄ AlSO ₄ ·12H ₂ O	300	589.3	1.459	0.0128
NH ₄ Br	300	589.3	1.711	0.0504
NH ₄ Cl	300	546.1		0.0410
	300	589.3	1.643	0.0362
NaBr	300	546.1		0.0621
NaCl	300	546.1		0.0410
	300	589.3	1.544	0.0345
NaClO ₃	300	546.1		0.0105
	300	589.3	1.515	0.0081
NiSO ₄ ·6H ₂ O	297	546.1		0.0256
	297	589.3	1.511	0.0221
SiO ₂	300	546.1	1.546	0.0195
	300	589.3	1.544	0.0166
SrTiO ₃	298	413	2.627	0.78
	298	496		0.31
	298	620		0.14
	298	826		0.066
ZnS	300	546.1		0.287
	300	589.3	2.368	0.226
ZnSe	300	476	2.826	1.50
	300	496	2.759	1.04
	300	514	2.721	0.839
	300	587	2.627	0.529
	300	632.8	2.592	0.406

Verdet Constants of Rare-Earth Aluminum Garnets at Various Wavelengths¹

The absorption coefficient α for these materials ranges from 0.2 to 0.6 cm⁻¹ at 300 K.

Material	<i>T</i> /K	<i>V</i> in min/Oe cm							
		$\lambda = 405 \text{ nm}$	450 nm	480 nm	520 nm	546 nm	578 nm	635 nm	670 nm
Tb ₂ Al ₅ O ₁₂	300	-2.266	-1.565	-1.290	-1.039	-0.912	-0.787	-0.620	-0.542
	77		-102.16	-83.45	-3.425	-3.051	-2.603	-2.008	-1.815
	4.2				-64.80	-58.35	-53.77	48.39	-45.15
	1.45		-200.95	-172.52	-139.28	-125.07	-111.27	97.47	-93.42
Dy ₃ Al ₅ O ₁₂	300	-1.241	-0.942	-0.803	-0.667	-0.592	-0.518	-0.411	-0.359
Ho ₃ Al ₅ O ₁₂	300	-0.709	-0.320	-0.260	-0.335	-0.304	-0.299		-0.206
Er ₃ Al ₅ O ₁₂	300	-0.189	-0.240	-0.154	-0.162	-0.157	-0.145	-0.105	-0.089
Tm ₃ Al ₅ O ₁₂	300	+0.151	+0.103	+0.093	0.076	0.069	+0.059	+0.048	
Yb ₃ Al ₅ O ₁₂	298	0.287	0.215	0.186	0.140	0.133	0.116	0.094	
	77	0.718	0.540	0.481	0.393	0.342	0.302	0.239	

Verdet Constants for KDP-Type Crystals¹

Measurements refer to $T = 298 \text{ K}$ and $\lambda = 632.8 \text{ nm}$, with $k \parallel [001]$.

Material	<i>V</i> min/Oe cm
KH ₂ PO ₄ (KDP)	0.0124
KH _{0.3} D _{1.7} PO ₄ (KD*P)	0.145
NH ₄ H ₂ PO ₄ (ADP)	0.138
KH ₂ AsO ₄ (KDA)	0.238
KH _{0.1} D _{1.9} AsO ₄ (KD*A)	0.245
NH ₄ H ₂ AsO ₄ (ADH)	0.244

Verdet Constants of Gases²

Values refer to $T = 0^\circ\text{C}$ and $P = 101.325 \text{ kPa}$ (760 mmHg); n_D is the refractive index at a wavelength of 589 nm.

Gas	$(n_D - 1) \times 10^3$	$10^6 \times V$ min/Oe cm
He	0.036	+0.40
Ar	2.81	+9.36
H ₂		+6.29
N ₂	0.297	+6.46
O ₂	0.272	+5.69
Air	0.293	+6.27
Cl ₂	0.773	+31.9
HCl	0.447	+21.5
H ₂ S	0.63	+41.5
NH ₃	0.376	+19.0
CO	0.34	+11.0
CO ₂	0.45	+9.39
NO	0.297	-58
CH ₄	0.444	+17.4
<i>n</i> -C ₄ H ₁₀		+44.0

Verdet Constants of Liquids²

n_D is the refractive index at a wavelength of 589 nm and a temperature of 20 °C, unless otherwise indicated. V is the Verdet constant.

Liquid	λ/nm	$t/^\circ\text{C}$	$10^2 \times V$ min/Oe cm	n_D
P	589	33	+13.3	
S	589	114	+8.1	1.929 (110 °C)
H ₂ O	589	20	+1.309	1.3328
D ₂ O	589	19.7	+1.257	1.3384
H ₃ PO ₄	578	97.4	+1.35	
CS ₂	589	20	+4.255	1.6255
CCl ₄	578–589	25.1	+1.60	1.463 (15 °C)
SbCl ₅	578	18	+7.45	1.601 (14 °C)
TiCl ₄	578	17	-1.65	1.61
TiBr ₄	578	46	-5.3	
Methanol	589	18.7	+0.958	1.3289
Acetone	578–589	20.0	+1.116	1.3585
Toluene	578–589	15.0	+2.71	1.4950
Benzene	578–589	15.0	+3.00	1.5005
Chlorobenzene	589	15	+2.92	1.5246
Nitrobenzene	589	15	+2.17	1.5523
Bromoform	589	17.9	+3.13	1.5960

Verdet Constants of Rare-Earth Paramagnetic Crystals¹

n is the refractive index, and V is the Verdet constant at the wavelength and temperature indicated.

Rare Earth	Host	T/K	λ/nm	n	V min/Oe cm
Ce^{3+} (30%)	CaF_2	300	325	1.516	-0.956
		300	442	1.502	-0.297
		300	633	1.494	-0.111
		300	1064	1.489	-0.035
Ce^{3+}	CeF_3	300	442	1.613	-1.05
		300	633	1.598	-0.406
		77	633		-1.418
		300	1064	1.589	-0.113
Pr^{3+} (5%)	CaF_2	300	266	1.471	-0.172
		300	325	1.461	-0.0818
		300	442	1.451	-0.0089
		300	633	1.445	-0.0168
Nd^{3+} (2.9%)	CaF_2	300	1064	1.441	-0.0045
		4.2	426		-0.19
Nd^{3+}	NdF_3	300	442	1.60	-0.553
		290	633	1.59	-0.209
		77	633		-0.755
		300	1064	1.58	-0.097
Eu^{3+} (3%)	CaF_2	4.2	430		29
		4.2	440		22
Eu^{2+}	EuF_2	300	450		-4.5
		300	500		-2.6
		300	550		-1.6
		300	600		-1.1
		300	650		-0.8
Tb^{3+}	$\text{KTb}_3\text{F}_{10}$	300	1064		-0.19
		300	325	1.531	-2.174
		300	442	1.518	-0.933
		300	633	1.510	-0.386
		77	633		-1.94
Tb^{3+}	LiTbF_4	300	1064	1.505	-0.114
		300	325	1.493	-1.9
		300	442	1.481	-0.98
		300	633	1.473	-0.44
Tb^{3+}	$\text{Tb}_3\text{Ga}_5\text{O}_{12}$	300	1064	1.469	-0.13
		300	500	1.989	-0.749
		300	570	1.981	-0.581
		300	633	1.976	-0.461
		300	830	1.967	-0.21
		300	1060	1.954	-0.12

Verdet Constants of Paramagnetic Glasses¹

The Verdet constant V is given at room temperature for the wavelengths indicated.

Rare-earth phosphate glasses of composition $R_2O_3 \cdot xP_2O_5$, where x is given in the second column

R	x	Verdet constant V in min/Oe cm									
		$\lambda = 405$ nm	$\lambda = 436$ nm	$\lambda = 480$ nm	$\lambda = 500$ nm	$\lambda = 520$ nm	$\lambda = 546$ nm	$\lambda = 578$ nm	$\lambda = 600$ nm	$\lambda = 635$ nm	$\lambda = 670$ nm
La		0.037	0.030	0.024	0.022	0.020	0.018	0.015	-0.014	0.013	—
Ce	2.67	-0.672	0.510	-0.366	-0.326	-0.287	-0.253	-0.217	-0.197	-0.173	-0.150
Pr	3.09	-0.447	-0.332	-0.283	-0.261	-0.236	-0.208	-0.182	-0.170	-0.150	-0.132
Nd	2.92	-0.250	-0.209	-0.167	-0.155	-0.136	-0.134	-0.094	-0.080	-0.080	-0.071
Sm	2.87	0.026	0.024	0.020	0.020	0.017	0.015	0.014	0.012	0.011	0.010
Eu	2.93	-0.025	-0.017	-0.010	-0.006	-0.006	-0.005	-0.004	-0.003	-0.002	-0.002
Gd	3.01	0.018	0.015	0.014	0.012	0.012	0.011	0.011	0.010	0.009	0.009
Tb	2.94	-0.560	-0.458	-0.357	-0.323	-0.295	-0.261	-0.226	-0.206	-0.190	-0.164
Dy	2.51	-0.540	-0.453	-0.359	-0.331	-0.301	0.268	-0.237	-0.217	-0.197	-0.173
Ho	2.94	-0.299	-0.313	-0.156	-0.153	-0.138	-0.138	-0.119	-0.110	-0.098	-0.084
Er	3.01	-0.139	-0.121	-0.100	-0.111	-0.095	-0.062	-0.060	-0.057	-0.051	-0.044
Tm	2.79	0.019	0.013	0.012	0.009	0.008	0.006	0.005	0.004	0.004	0.007
Yb	3.01	0.087	0.072	0.056	0.050	0.045	0.041	0.036	0.032	0.029	0.024

The following are rare-earth borate glasses with composition:

for La and Pr: $R_2O_3 \cdot xP_2O_5$; for Tb–Pr and Dy–Pr: $R_2O_3 \cdot xB_2O_3$; and for other elements: $R_2O_3 \cdot 0.85La_2O_3 \cdot xB_2O_3$.

La	3.04	0.043	0.036	0.029	0.026	0.023	0.022	0.019	0.018	0.016	0.014
Pr-La	5.44	-0.380	-0.307	-0.230	-0.220	-0.201	-0.178	-0.153	-0.146	-0.128	-0.110
Nd-La	5.41	-0.180	-0.147	-0.120	-0.111	-0.096	-0.094	-0.100	-0.059	-0.056	-0.046
Sm-La	4.97	0.032	0.030	0.025	0.024	0.022	0.019	0.017	0.016	0.014	0.012
Eu-La	4.69	-0.081	-0.060	-0.038	-0.033	-0.029	-0.024	0.019	-0.016	0.014	-0.012
Gd-La	4.71	0.032	0.026	0.024	0.022	0.021	0.020	0.018	0.017	0.015	0.013
Tb-La	4.73	-0.512	-0.419	-0.319	-0.288	-0.262	-0.234	-0.205	-0.186	-0.167	-0.142
Dy-La	4.88	-0.436	-0.361	-0.299	-0.273	-0.246	-0.220	-0.193	-0.177	-0.159	-0.138
Ho-La	4.36	-0.269	-0.252	-0.123	-0.131	-0.112	-0.128	-0.104	-0.096	—	-0.074
Er-La	4.50	-0.093	-0.078	-0.068	-0.082	—	-0.045	-0.042	-0.040	-0.035	-0.034
Tm-La	4.75	0.060	0.046	0.039	0.034	0.031	0.026	0.023	0.021	0.018	0.016
Yb-La	8.58	0.115	0.094	0.073	0.066	0.060	0.054	0.046	0.043	0.037	0.033
Tb-Pr	4.99	-0.940	-0.786	-0.560	-0.536	-0.489	-0.436	-0.380	-0.348	-0.306	-0.265
Dy-Pr	4.63	-0.850	—	—	-0.497	-0.465	-0.413	-0.358	-0.332	-0.290	-0.252
Pr	2.56	-0.843	-0.646	-0.471	-0.480	-0.432	-0.390	-0.334	-0.317	-0.271	-0.243

Verdet Constants of Diamagnetic Glasses¹

The Verdet constant V is given at room temperature for the wavelengths indicated.

Glass type	Composition (wt. %)	Verdet constant V in min/Oe cm			
		$\lambda = 325$ nm	$\lambda = 442$ nm	$\lambda = 633$ nm	$\lambda = 1064$ nm
SiO ₂	100% SiO ₂			0.013	
B ₂ O ₃	100% B ₂ O ₃			0.010	
CdO	47.5% CdO, 52.5% P ₂ O ₅	0.079	0.033	0.022	
ZnO	36.4% ZnO, 63.6% P ₂ O ₅	0.072	0.044	0.020	
TeO ₂	88.9% TeO ₂ , 11.1% P ₂ O ₅		0.196	0.076	0.022
ZrF ₄	63.1% ZrF ₄ , 14.9% BaF ₂ , 7.2% LaF ₃ , 1.9% AlF ₃ , 9.1% PbF ₂ , 3.8% LiF			0.011	

		$\lambda = 700 \text{ nm}$	$\lambda = 853 \text{ nm}$	$\lambda = 1060 \text{ nm}$
Bi_2O_3	95% Bi_2O_3 , 5% B_2O_3	0.086	0.051	0.033
PbO	95% PbO , 5% B_2O_3	0.093	0.061	0.031
	82% PbO , 18% SiO_2	0.077	0.045	0.027
	50% PbO , 15% K_2O , 35% SiO_2	0.032	0.020	0.011
Ti_2O	95% Ti_2O , 5% B_2O_3	0.092	0.061	0.032
	82% Ti_2O , 18% SiO_2	0.100	0.067	0.043
	50% Ti_2O , 15% K_2O , 35% SiO_2	0.036	0.022	0.012
SnO	76% SnO , 13% B_2O_3 , 11% SiO_2	0.071	0.046	0.026
TeO_3	75% TeO_2 , 25% Sb_2O_3	0.076	0.052	0.032
	80% TeO_2 , 20% ZnCl_2	0.073	0.046	0.025
	84% TeO_2 , 16% BaO	0.056	0.041	0.029
	70% TeO_2 , 30% WO_3	0.052	0.035	0.022
	20% TeO_2 , 80% PbO	0.128	0.075	0.048
Sb_2O_3	25% Sb_2O_3 , 75% TeO_2	0.076	0.050	0.032
	75% Sb_2O_3 , 75% Cs_2O , 5% Al_2O_3	0.074	0.044	0.025
	75% Sb_2O_3 , 10% Cs_2O , 10% Rb_2O , 5% Al_2O_3	0.078	0.052	0.030

Verdet Constants of Commercial Glasses¹

This table gives the density, ρ , refractive index at 589 nm, n_D , and Verdet constant, V , for the wavelengths indicated; the data refer to room temperature.

Glass type	ρ g/cm ³	n_D	V in min/Oe cm				
			$\lambda = 365.0 \text{ nm}$	$\lambda = 404.7 \text{ nm}$	$\lambda = 435.8 \text{ nm}$	$\lambda = 546.1 \text{ nm}$	$\lambda = 578.0 \text{ nm}$
BSC	2.49	1.5096	0.0499	0.0392	0.0333	0.02034	0.01798
HC	2.53	1.5189	0.0561	0.0440	0.0372	0.0225	0.01995
LBC	2.87	1.5406	0.0609	0.0477	0.0403	0.0245	0.0216
LF	3.23	1.5785	0.1143	0.0850	0.0693	0.0394	0.0344
BLF	3.48	1.6047	0.1112	0.0832	0.0685	0.0393	0.0344
DBC	3.56	1.6122	0.0662	0.0517	0.0435	0.0261	0.0231
DF	3.63	1.6203	0.1473	0.1076	0.0872	0.0485	0.0423
EDF	3.9	1.6533	0.1725	0.1248	0.1007	0.0556	0.0483

The composition of the glasses in weight percent is:

Glass type	SiO_2	B_2O_3	K_2O	CaO	Al_2O_3	As_2O_3	Na_2O	BaO	ZnO	PbO
BSC	69.6	6.7	20.5	2.9	0.3	0.1	—	—	—	—
HC	72.0	—	10.1	11.4	0.3	0.2	6.1	—	—	—
LBC	57.1	1.8	13.7	0.3	0.2	0.1	—	26.9	—	—
LF	52.5	—	9.5	0.3	0.2	0.1	—	—	—	37.6
BLF	45.2	—	7.8	—	—	0.4	—	16.0	8.3	22.2
DBC	36.2	7.7	0.2	0.2	3.5	0.7	—	44.6	6.7	—
DF	46.3	—	1.1	0.3	0.2	0.1	5.0	—	—	47.0
EDF	40.6	—	7.5	0.2	0.2	0.2	0.1	—	—	51.5

References

1. Weber, M. J., *CRC Handbook of Laser Science and Technology*, Vol. IV, Part 2, CRC Press, Boca Raton, FL, 1988, pp. 299–310.
2. Gray, D. E., Ed., *American Institute of Physics Handbook*, Third edition, McGraw Hill, New York, 1972, p. 6–230.

FARADAY ROTATION

Ferro-, Ferri-, and Antiferromagnetic Solids

Material	T_c K	$4\pi M_s$ gauss	F deg/cm	α cm ⁻¹	$2F/\alpha$ deg	T K	λ nm
Fe	1043	21,800	4.4×10^5	6.5×10^5	1.4	300	500
			6.5×10^5	5.0×10^5	2.6	300	1000
			7×10^5	4.2×10^5	3.3	300	1500
			7×10^5	3.5×10^5	4.0	300	2000
Co	1390	18,200	2.9×10^5	—	—	300	500
			5.5×10^5	6.1×10^5	1.8	300	1000
			5.5×10^5	4.5×10^5	2.4	300	1500
			5.5×10^5	3.6×10^5	2.7	300	2000
Ni	633	6,400	0.8×10^5	—	—	300	500
			2.6×10^5	5.8×10^5	0.9	300	1000
			1.5×10^5	4.8×10^5	0.6	300	1500
			1×10^5	4.1×10^5	0.25	300	2000
Permalloy (Ni/Fe = 82/18)	803	10,700	1.2×10^5	6×10^5	0.4	300	500
Ni/Fe = 100/0		6,000	1.2×10^5	7.05×10^5	0.34	300	632.8
Ni/Fe = 80/20		10,800	2.2×10^5	7.10×10^5	0.62	300	632.8
Ni/Fe = 60/40		14,900	2.9×10^5	7.54×10^5	0.77	300	632.8
Ni/Fe = 40/60		14,400	2.2×10^5	8.17×10^5	0.54	300	632.8
Ni/Fe = 20/80		19,400	3.3×10^5	8.10×10^5	0.81	300	632.8
Ni/Fe = 0/100	639	21,600	3.5×10^5	8.13×10^5	0.86	300	632.8
MnBi		7,700	4.2×10^5	6.1×10^5	1.4	300	450
			7.5×10^5	4.2×10^5	3.6	300	900
MnAs	313	—	0.44×10^5	5.0×10^5	0.174	300	500
			0.62×10^5	4.4×10^5	0.28	300	900
CrTe	334	1015	0.5×10^5	2.0×10^5	0.5	300	550
			0.4×10^5	1.2×10^5	0.7	300	900
FeRh	333	—	0.9×10^5	3.3×10^5	0.56	348	700
Y ₃ Fe ₅ O ₁₂ (YIG)	560	2500	2400	1500	3.2	300	555
			1250	1400	1.8	300	625
			750	450	3.3	300	770
			175	<0.06	>3 × 10 ³	300	5000 to 1500
Gd ₃ Fe ₅ O ₁₂ (GdIG)	$T_n = 564$ $T = 286$	7300	−2000	6000	0.6	300	500
			−1050	900	2.3	300	600
			−300	100	6.0	300	800
			−80	70	2.3	300	1000
NiFe ₂ O ₄	858	3350	2.0×10^4	5.9×10^4	0.7	300	286
			-1.0×10^4	10×10^4	0.2	300	500
			−120	38	6	300	1500
			+75	15	10	300	3000
CoFe ₂ O ₄	793	4930	+110	32	7	300	5000
			2.75×10^4	12×10^4	0.5	300	286
			3.6×10^4	17×10^4	0.4	300	400
			-2.5×10^4	6×10^4	0.8	300	660
MgFe ₂ O ₄	593-713°	1450°	−60	100	1	300	2500
			0	12	0	300	4000
			+35	6	11	300	6000
			−440	150	6	300	1500
Li _{0.5} Fe _{2.5} O ₄	863-953°	3240° to 3900	+10	85	0.2	300	3000
			+110	44	5	300	5000
			+135	80	3	300	7000
			−50	−38	3	300	2000
BaFe ₁₂ O ₁₉	723	—	+75	20	7.5	300	3000
			+150	20	15	300	5000
			+165	22	15	300	7000
			90	120	1.5	300	5000

Material	T_c K	$4 \pi M_s$ gauss	F deg/cm	α cm ⁻¹	$2 F/\alpha$ deg	T K	λ nm
RbNiF ₃	220	1250	75	65	2.0	300	7000
			360	35	20	77	450 ^a
			70	10	14	77	600 ^a
			310	70	9	77	800 ^a
			75	25	6	77	1000 ^a
RbNi _{0.75} Co _{0.25} F ₃	109	—	180	9	40	77	600 ^b
RbFeF ₃	102	—	3400	7	900	82	300 ^c
			1600	3	1100	82	400 ^c
			620	1.5	830	82	600 ^c
			300	2.5	240	82	800 ^c
FeF ₃	365	40	670	14	95	300	349 ^d
			180	4.4	82	300	522.5 ^d
CrCl ₃	16.8	3880	2000	200	20	1.5	410
			−500	300	3	1.5	450
			−1000	70	30	1.5	590
CrBr ₃	32.5	3390	3×10^5	3×10^3	200	1.5	478
			1.6×10^5	1.4×10^4	23	1.5	500
CrI ₃	68	2690	1.1×10^5	6.3×10^3	35	1.5	970
			0.8×10^5	3×10^3	53	1.5	1000
FeBO ₃	348	115	3200	140	45	300	500
		at 300 K	450	38	24	300	700
EuO	69	23700	-1.0×10^5	0.5×10^4	40	5	1100
			5×10^5	9.7×10^4	10	5	700
			0.5×10^5	7.8×10^4	1.3	5	500
			3×10^4	>0.5	~105	20	2500
			660	>1.0	1300	20	10600
EuS	16.3	—	-1.6×10^5	0	—	6	825
			-9.6×10^5	3.3×10^4	58	6	690
			$+5.5 \times 10^5$	1.2×10^5	9.2	6	563
EuSe	7.0	13,200	1.45×10^5	80	3600	4.2	750
			0.95×10^5	60	3170	4.2	800

^a Measured along the C-axis (magnetic hard axis).

^b Measured along the C-axis (magnetic easy axis).

^c Measured along the C-axis ([100]-direction at room temperature).

^d Strong natural birefringence interferes with the Faraday effect.

^e Depends on heat treatment.

Reference

1. Weber, M. J., Ed., *CRC Handbook of Laser Science and Technology*, Vol. IV, Part 2, CRC Press, Boca Raton, FL, 1988, pp. 288–296.

NONLINEAR OPTICAL CONSTANTS

H. P. R. Frederikse

The relation between the polarization density P of a dielectric medium and the electric field E is linear when E is small, but becomes nonlinear as E acquires values comparable with interatomic electric fields (10^5 to 10^8 V/cm). Under these conditions the relation between P and E can be expanded in a Taylor's series

$$P = \epsilon_0 \chi^{(1)} E + 2\chi^{(2)} E^2 + 4\chi^{(3)} E^3 + \dots \quad (1)$$

where ϵ_0 is the permittivity of free space, while $\chi^{(1)}$ is the linear and $\chi^{(2)}$, $\chi^{(3)}$ etc. the nonlinear optical susceptibilities.

If we consider two optical fields, the first $E_j^{\omega_1}$ (along the j -direction at frequency ω_1) and the second $E_k^{\omega_2}$ (along the k -direction at frequency ω_2) one can write the second term of the Taylor's series as follows

$$P_i(\omega_1\omega_2) = 2\chi_{ijk}^{\omega_1+\omega_2} E_j^{\omega_1} E_k^{\omega_2}$$

When $\omega_1 \neq \omega_2$ the (parametric) mixing of the two fields gives rise to two new polarizations at the frequencies $\omega_3 = \omega_1 + \omega_2$ and $\omega_3' = \omega_1 - \omega_2$. When the two frequencies are equal, $\omega_1 = \omega_2 = \omega$, the result is Second Harmonic Generation (SHG): $\chi_{ijk}(2\omega, \omega, \omega)$, while equal and opposite frequencies, $\omega_1 = \omega$ and $\omega_2 = -\omega$ lead to Optical Rectification (OR): $\chi_{ijk}(0, \omega, -\omega)$. In the SHG case the following convention is adopted: the second order nonlinear coefficient d is equal to one half of the second order nonlinear susceptibility

$$d_{ijk} = 1/2\chi^{(2)}$$

Because of the symmetry of the indices j and k one can replace these two by a single index (subscript) m . Consequently the notation for the SHG nonlinear coefficient in reduced form is d_{im} where m takes the values 1 to 6. Only noncentrosymmetric crystals can possess a nonvanishing d_{ijk} tensor (third rank). The unit of the SHG coefficients is m/V (in the MKSQ/SI system).

In centrosymmetric media the dominant nonlinearity is of the third order. This effect is represented by the third term in the Taylor's series (Equation 1); it is the result of the interaction of a number of optical fields (one to three) producing a new frequency $\omega_4 = \omega_1 + \omega_2 + \omega_3$. The third order polarization is given by

$$P_j(\omega_1\omega_2\omega_3) = g_4 \chi_{jklm} E_k^{\omega_1} E_l^{\omega_2} E_m^{\omega_3}$$

Third Harmonic Generation (THG) is achieved when $\omega_1 = \omega_2 = \omega_3 = \omega$. In this case the constant $g_4 = 1/4$. The third order nonlinear coefficient C is related to the third order susceptibility as follows:

$$C_{jklm} = 1/4\chi_{jklm}$$

This coefficient is a fourth rank tensor. In the THG case the matrices must be invariant under permutation of the indices k , l , and m ; as a result the notation for the third order nonlinear coefficient can be simplified to C_{jm} . The unit of C_{jm} is m^2V^{-2} (in the MKSQ/SI system).

Applications of second order nonlinear optical materials include the generation of higher (up to sixth) optical harmonics, the mixing of monochromatic waves to generate sum or difference frequencies (frequency conversion), the use of two monochromatic waves to amplify a third wave (parametric amplification) and the addition of feedback to such an amplifier to create an oscillation (parametric oscillation).

Third order nonlinear optical materials are used for THG, self-focusing, four wave mixing, optical amplification, and optical conjugation. Many of these effects — as well as the variation and modulation of optical propagation caused by mechanical, electric, and magnetic fields (see the preceding table on "Elasto-Optic, Electro-Optic, and Magneto-Optic Constants") are used in the areas of optical communication, optical computing, and optical imaging.

References

1. *Handbook of Laser Science and Technology*, Vol. 111, Part 1; Weber, M. J. Ed., CRC Press, Boca Raton, FL, 1986.
2. Dmitriev, V.G., Gurzadyan, G.G., and Nikogosyan, D., *Handbook of Nonlinear Optical Crystals*, Springer-Verlag, Berlin, 1991.
3. Shen, Y.R., *The Principles of Nonlinear Optics*, John Wiley, New York, 1984.
4. Yariv, A., *Quantum Electronics*, 3rd edition, John Wiley, New York, 1988.
5. Bloembergen, N., *Nonlinear Optics*, W.A. Benjamin, New York, 1965.
6. Zernike F. and Midwinter, J.E., *Applied Nonlinear Optics*, John Wiley, New York, 1973.
7. Hopf, F.A. and Stegeman, G.I., *Applied Classical Electrodynamics*, Volume 2: Nonlinear Optics, John Wiley, New York, 1986.
8. *Nonlinear Optical Properties of Organic Molecules and Crystals*, Chemla, D. S., and Zyss, J., Eds., Academic Press, Orlando, FL, 1987.
9. *Optical Phase Conjugation*, Fisher, R. A., Ed., Academic Press, New York, 1983.
10. Zyss, J., *Molecular Nonlinear Optics: Materials, Devices and Physics*, Academic Press, Boston, 1994.
11. Nonlinear Optics, 5 articles in *Physics Today*, (*Am. Inst. of Phys.*), Vol. 47, No. 5, May, 1994.

Selected SHG Coefficients of NLO Crystals*

Material	Symmetry class	$d_{im} \times 10^{12}$ m/V	λ μm	Material	Symmetry class	$d_{im} \times 10^{12}$ m/V	λ μm
GaAs	$\bar{4}3\text{m}$	$d_{14} = 134.1 \pm 42$	10.6	AgGaSe ₂	$\bar{4}2\text{m}$	$d_{36} = 37.4 \pm 6.0$	10.6
GaP	$\bar{4}3\text{m}$	$d_{14} = 71.8 \pm 12.3$	1.058	(NH ₂) ₂ CO (urea)	$\bar{4}2\text{m}$	$d_{36} = 1.3$	1.06
InAs	$\bar{4}3\text{m}$	$d_{14} = 364 \pm 47$	1.058	AlPO ₄	32	$d_{11} = 0.35 \pm 0.03$	1.058
		$d_{14} = 210$	10.6	Se	32	$d_{11} = 97 \pm 25$	10.6
ZnSe	$\bar{4}3\text{m}$	$d_{14} = 78.4 \pm 29.3$	10.6	Te	32	$d_{11} = 650 \pm 30$	10.6
		$d_{36} = 26.6 \pm 1.7$	1.058	SiO ₂ (quartz)	32	$d_{11} = 0.335$	1.064
β -ZnS	$\bar{4}3\text{m}$	$d_{14} = 30.6 \pm 8.4$	10.6	HgS	32	$d_{11} = 50.3 \pm 17$	10.6
		$d_{36} = 20.7 \pm 1.3$	1.058	(C ₆ H ₅ CO) ₂ [benzil]	32	$d_{11} = 3.6 \pm 0.5$	1.064
ZnTe	$\bar{4}3\text{m}$	$d_{14} = 92.2 \pm 33.5$	10.6	β -BaB ₂ O ₄ [BBO]	3 m	$d_{22} = 2.22 \pm 0.09$	1.06
		$d_{14} = 83.2 \pm 8.4$	1.058			$d_{31} = 0.16 \pm 0.08$	1.06
		$d_{36} = 89.6 \pm 5.7$	1.058	LiNbO ₃	3 m	$d_{33} = 34.4$	1.06
CdTe	$\bar{4}3\text{m}$	$d_{14} = 167.6 \pm 63$	10.6			$d_{31} = -5.95$	1.06
Bi ₄ GeO ₁₂	$\bar{4}3\text{m}$	$d_{14} = 1.28$	1.064			$d_{22} = 2.76$	1.06
N ₄ (CH ₂) ₆ (hexamine)	$\bar{4}3\text{m}$	$d_{14} = 4.1$	1.06	LiTaO ₃	3 m	$d_{33} = -16.4 \pm 2$	1.058
LiIO ₃	6	$d_{33} = -7.02$	1.06			$d_{31} = -1.07 \pm 0.2$	1.058
		$d_{31} = -5.53 \pm 0.3$	1.064			$d_{22} = +1.76 \pm 0.2$	1.058
ZnO	6 mm	$d_{33} = -5.86 \pm 0.16$	1.058	Ag ₃ AsS ₃ [proustite]	3 m	$d_{31} = 11.3 \pm 2.5$	10.6
		$d_{31} = 1.76 \pm 0.16$	1.058			$d_{22} = 18.0 \pm 2.5$	10.6
		$d_{15} = 1.93 \pm 0.16$	1.058	Ag ₃ SbS ₃ [pyrargirite]	3m	$d_{31} = 12.6 \pm 4$	10.6
α -ZnS	6 mm	$d_{33} = 11.37 \pm 0.07$	1.058			$d_{22} = 13.4 \pm 4$	10.6
		$d_{33} = 37.3 \pm 12.6$	10.6	α -HIO ₃	222	$d_{36} = 5.15 \pm 0.16$	1.064
		$d_{31} = -18.9 \pm 6.3$	10.6	NO ₂ · CH ₃ NOC ₅ H ₄ · (POM)	222	$d_{36} = 6.4 \pm 1.0$	1.064
		$d_{15} = 21.37 \pm 8.4$	10.6	Ba ₂ NaNb ₅ O ₁₅ [Banana]	mm 2	$d_{33} = -17.6 \pm 1.28$	1.064
CdS	6 mm	$d_{33} = 25.8 \pm 1.6$	1.058			$d_{31} = -12.8 \pm 1.28$	1.064
		$d_{31} = -13.1 \pm 0.8$	1.058			$d_{33} = 0.74$	1.064
		$d_{15} = 14.4 \pm 0.8$	1.058			$d_{32} = 2.7$	1.064
CdSe	6 mm	$d_{33} = 54.5 \pm 12.6$	10.6	C ₆ H ₄ (NO ₂) ₂ [MDB]	mm 2	$d_{31} = 1.78$	1.064
		$d_{31} = -26.8 \pm 2.7$	10.6			$d_{33} = -0.044 \pm 0.008$	1.064
BaTiO ₃	4 mm	$d_{33} = 6.8 \pm 1.0$	1.064	Gd ₂ (MoO ₄) ₃	mm 2	$d_{32} = +2.42 \pm 0.36$	1.064
		$d_{31} = 15.7 \pm 1.8$	1.064			$d_{31} = -2.49 \pm 0.37$	1.064
		$d_{15} = 17.0 \pm 1.8$	1.064			$d_{33} = -19.58 \pm 1.03$	1.064
PbTiO ₃	4 mm	$d_{33} = 7.5 \pm 1.2$	1.064			$d_{32} = +11.34 \pm 1.03$	1.064
		$d_{31} = 37.6 \pm 5.6$	1.064			$d_{31} = -12.88 \pm 1.03$	1.064
		$d_{15} = 33.3 \pm 5$	1.064	KNbO ₃	mm 2	$d_{33} = 13.7$	1.06
K ₃ Li ₂ Nb ₅ O ₁₅	4 mm	$d_{33} = 11.2 \pm 1.6$	1.064			$d_{32} = \pm 5.0$	1.06
		$d_{31} = 6.18 \pm 1.28$	1.064			$d_{31} = \pm 6.5$	1.06
		$d_{15} = 5.45 \pm 0.54$	1.064			$d_{33} = 13.12 \pm 1.28$	1.064
K _{0.8} Na _{0.2} Ba ₂ Nb ₅ O ₁₅	4 mm	$d_{31} = 13.6 \pm 1.6$	1.064			$d_{32} = 1.02 \pm 0.22$	1.064
SrBaNb ₅ O ₁₅	4 mm	$d_{33} = 11.3 \pm 3.3$	1.064			$d_{31} = 12.48 \pm 1.28$	1.064
		$d_{31} = 4.31 \pm 1.32$	1.064			$d_{23} = 10.67 \pm 1.3$	1.064
		$d_{15} = 5.98 \pm 2$	1.064			$d_{22} = 11.7 \pm 1.3$	1.064
NH ₄ H ₂ PO ₄ (ADP)	$\bar{4}2\text{m}$	$d_{36} = 0.53$	1.064	KTiOPO ₄ [KTP]	mm 2	$d_{21} = 2.35 \pm 0.5$	1.064
		$d_{36} = 0.85$	0.694			$d_{25} = -0.35 \pm 0.3$	1.064
KH ₂ PO ₄ (KDP)	$\bar{4}2\text{m}$	$d_{36} = 0.44$	1.064			$d_{23} = 0.32$	0.694
		$d_{36} = 0.47 \pm 0.07$	0.694				
KD ₂ PO ₄ (KD*P)	$\bar{4}2\text{m}$	$d_{36} = 0.38 \pm 0.016$	1.058	NO ₂ C ₆ H ₄ · NH ₂ [mNA]	mm 2		
		$d_{36} = 0.34 \pm 0.06$	0.694				
		$d_{14} = 0.37$	1.058				
KH ₂ AsO ₄ (KDA)	$\bar{4}2\text{m}$	$d_{36} = 0.43 \pm 0.025$	1.06	C ₁₀ H ₁₂ N ₃ O ₆ [MAP]	2		
		$d_{36} = 0.39 \pm 0.4$	0.694				
CdGeAs ₂	$\bar{4}2\text{m}$	$d_{36} = 351 \pm 105$	10.6	(NH ₂ CH ₂ COOH) ₃ H ₂ SO ₄ [TGS]	2		
AgGaS ₂	$\bar{4}2\text{m}$	$d_{36} = 18 \pm 2.7$	10.6				

* These data are taken from References 1 and 2.

Selected THG Coefficients of Some NLO Materials*

Material	NLO process	$C_{jn} \times 10^{20}$ m^2/V^{-2}	λ μm
$\text{NH}_4\text{H}_2\text{PO}_4$ [ADP]	$(-3\omega, \omega, \omega, \omega)$	$C_{11} = 0.0104$	1.06
		$C_{18} = 0.0098$	1.06
C_6H_6 [benzene]	$(-3\omega, \omega, \omega, \omega)$	$C_{11} = 0.0184 \pm 0.0042$	1.89
CdGeAs_2	$(-3\omega, \omega, \omega, \omega)$	$C_{11} = 182 \pm 84$	10.6
p-type: $5 \times 10^{16} \text{ cm}^{-3}$		$C_{16} = 175$	10.6
		$C_{18} = -35$	10.6
$\text{C}_{40}\text{H}_{56}$ [β -carotene]	$(-3\omega, \omega, \omega, \omega)$	$C_{11} = 0.263 \pm 0.08$	1.89
GaAs high-resistivity	$(-3\omega, \omega, \omega, -\omega)$	$C_{11} = 62 \pm 31$	1.06
Ge	$(-3\omega, \omega, \omega, -\omega)$	$C_{11} = 23.5 \pm 12$	1.06
LiIO_3	$(-3\omega, \omega, \omega, -\omega)$	$C_{12} = 0.2285$	1.06
		$C_{35} = 6.66 \pm 1$	1.06
KBr	$(-3\omega, \omega, \omega, -\omega)$	$C_{11} = 0.0392$	1.06
		$C_{18}/C_{11} = 0.3667$	1.06
KCl	$(-3\omega, \omega, \omega, -\omega)$	$C_{11} = 0.0168$	1.06
		$C_{18}/C_{11} = 0.28$	1.06
KH_2PO_4 [KDP]	$(-3\omega, \omega, \omega, -\omega)$	$C_{11} - 3C_{18} = 0.04$	1.06
Si p-type: 10^{14} cm^{-3}	$(-3\omega, \omega, \omega, -\omega)$	$C_{11} = 82.8 \pm 25$	1.06
NaCl	$(-3\omega, \omega, \omega, -\omega)$	$C_{11} = 0.0168$	1.06
		$C_{18}/C_{11} = 0.4133$	1.06
NaF	$(-3\omega, \omega, \omega, -\omega)$	$C_{11} = 0.0035$	1.06

* These data are taken from Reference 1.

PHASE DIAGRAMS

H. P. R. Frederikse

A phase is a structurally homogeneous portion of matter. Regardless of the number of chemical constituents of a gas, there is only one vapor phase. This is true also for the liquid form of a pure substance, although a mixture of several liquid substances may exist as one or several phases, depending on the interactions among the substances. On the other hand a pure solid may exist in several phases at different temperatures and pressures because of differences in crystal structure (Reference 1). At the phase transition temperature, T_{tr} , the chemical composition of the solid remains the same, but a change in the physical properties often will take place. Such changes are found in ferroelectric crystals (example BaTiO_3) that develop a spontaneous polarization below T_{tr} , in superconductors (example Pb) that lose all electrical resistance below the transition point, and in many other classes of solids.

In quite a few cases it is difficult to bring about the phase transition, and the high- (or low-) temperature phase persists in its metastable form. Many liquids remain in the liquid state for shorter or longer periods of time when cooled below the melting point (supercooling). However, often the slightest disturbance will cause solidification. Persistence of the high temperature phase in solid-solid transitions is usually of much longer duration. An example of this behavior is found in white tin; although gray tin is the thermodynamically stable form below T_{tr} (286.4 K), the metal remains in its undercooled, white tin state all the way to $T = 0$ K, and crystals of gray tin are very difficult to produce.

A *phase diagram* is a map that indicates the areas of stability of the various phases as a function of external conditions (temperature and pressure). Pure materials, such as mercury, helium, water, and methyl alcohol are considered one-component systems and they have *unary* phase diagrams. The equilibrium phases in two-component systems are presented in *binary* phase diagrams. Because many important materials consist of three, four, and more components, many attempts have been made to deduce their multi-component phase diagrams. However, the vast majority of systems with three or more components are very complex, and no overall maps of the phase relationships have been worked out.

It has been shown during the last 20 to 25 years that very useful partial phase diagrams of complex systems can be obtained by means of thermodynamic modeling (References 2, 3). Especially for complicated, multicomponent alloy systems the CALPHAD method has proved to be a successful approach for producing valuable portions of very intricate phase diagrams (Reference 4). With this method thermodynamic descriptions of the free energy functions of various phases are obtained that are consistent with existing (binary) phase diagram information and other thermodynamic data. Extrapolation methods are then used to extend the thermodynamic functions into a ternary system. Comparison of the results of this procedure with available experimental data is then used to fine-tune the phase diagram and add ternary interaction functions if necessary. In principle this approximation strategy can be extended to four, five, and more component systems.

The nearly two dozen phase diagrams shown below present the reader with examples of some important types of single and multicomponent systems, especially for ceramics and metal alloys. This makes it possible to draw attention to certain features like the kinetic aspects of phase transitions (see Figure 22, which presents a time-temperature-transformation, or TTT, diagram for the precipitation of α -phase particles from the β -phase in a Ti-Mo alloy; Reference 1, pp. 358–360). The general references listed below and the references to individual figures contain phase diagrams for many additional systems.

General References

1. Ralls, K. M., Courtney, T. H., and Wulff, J., *Introduction to Materials Science and Engineering*, Chapters 16 and 17, John Wiley & Sons, New York, 1976.
2. Kaufman, L., and Bernstein, H., *Computer Calculation of Phase Diagrams*, Academic Press, New York, 1970.
3. Kattner, U. R., Boettinger, W. J. B., and Coriell, S. R., *Z. Metallkd.*, 87, 9, 1996.
4. Dinsdale, A. T., Ed., *CALPHAD*, Vol. 1–20, Pergamon Press, Oxford, 1977–1996 and continuing.
5. Baker, H., Ed., *ASM Handbook, Volume 3: Alloy Phase Diagrams*, ASM International, Materials Park, OH, 1992.
6. Massalski, T. B., Ed., *Binary Alloy Phase Diagrams, Second Edition*, ASM International, Materials Park, OH, 1990.
7. Roth, R. S., Ed., *Phase Diagrams for Ceramists*, Vol. I (1964) to Volume XI (1995), American Ceramic Society, Waterville, OH.

References to Individual Phase Diagrams

- Figure 1. Carbon: Reference 7, Vol. X (1994), Figure 8930. Reprinted with permission.
- Figure 2. Si-Ge: Ref. 5, p. 2.231. Reprinted with permission.
- Figure 3. H_2O (ice): See figure.
- Figure 4. SiO_2 : Reference 7, Vol. XI (1995), Figure 9174. Reprinted with permission.
- Figure 5. Fe-O: Darken, L.S., and Gurry, R.W., *J. Am. Chem. Soc.*, 68, 798, 1946. Reprinted with permission.
- Figure 6. Ti-O: Reference 5, p. 2.324. Reprinted with permission.
- Figure 7. BaO-TiO₂: Reference 7, Vol. III (1975), Figure 4302. Reprinted with permission.
- Figure 8. MgO-Al₂O₃: Reference 7, Vol. XI (1995), Figure 9239. Reprinted with permission.
- Figure 9. Y₂O₃-ZrO₂: Reference 7, Vol. XI (1995), Figure 9348. Reprinted with permission.
- Figure 10. Si-N-Al-O (Sialon): Reference 7, Vol. X (1994), Figure 8759. Reprinted with permission.
- Figure 11. PbO-ZrO₂-TiO₂ (PZT): Reference 7, Vol. III (1975), Figure 4587. Reprinted with permission.
- Figure 12. Al-Si-Ca-O: Reference 7 (1964), Vol. I, Figure 630. Reprinted with permission.
- Figure 13. Y-Ba-Cu-O: Whitler, J.D., and Roth, R.S., *Phase Diagrams for High T_c Superconductors*, Figure S-082, American Ceramic Society, Waterville, OH, 1990. Reprinted with permission.
- Figure 14. Al-Cu: Reference 5, p. 2.44. Reprinted with permission.
- Figure 15. Fe-C: Ralls, K.M., Courtney, T.H., and Wulff, J., *Introduction to Materials Science and Engineering*, Figure 16.13, John Wiley & Sons, New York, 1976. Reprinted with permission.
- Figure 16. Fe-Cr: Reference 5, p. 2.152. Reprinted with permission.
- Figure 17. Cu-Sn: Reference 5, p. 2.178. Reprinted with permission.
- Figure 18. Cu-Ni: Reference 5, p. 2.173. Reprinted with permission.
- Figure 19. Pb-Sn (solder): Reference 5, p. 2.335. Reprinted with permission.
- Figure 20. Cu-Zn (brass): Subramanian, P.R., Chakrabarti, D.J., and Laughlin, D.E., Eds., *Phase Diagrams of Binary Copper Alloys*, p. 487, ASM International, Materials Park, OH, 1994. Reprinted with permission.
- Figure 21. Co-Sm: Reference 5, p. 2.148. Reprinted with permission.
- Figure 22. Ti-Mo: Reference 5, p. 2.296; Reference 1, p. 359. Reprinted with permission.
- Figure 23. Fe-Cr-Ni: Reference 5, Figure 48. Reprinted with permission.

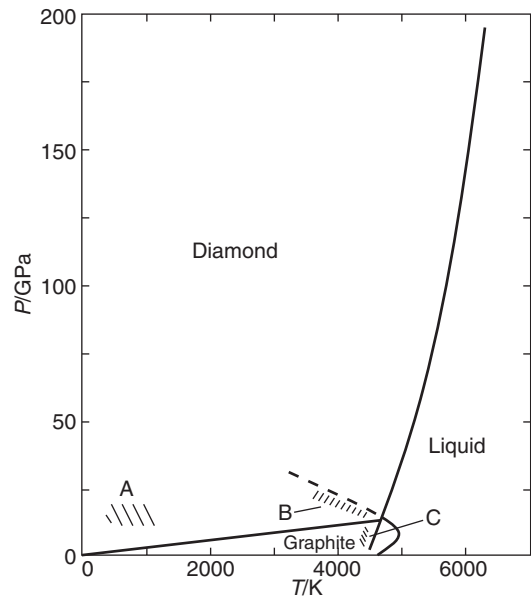


FIGURE 1. Phase diagram of carbon. (A) Martensitic transition: hex graphite → hex diamond. (B) Fast graphite-to-diamond transition. (C) Fast diamond-to-graphite transition.

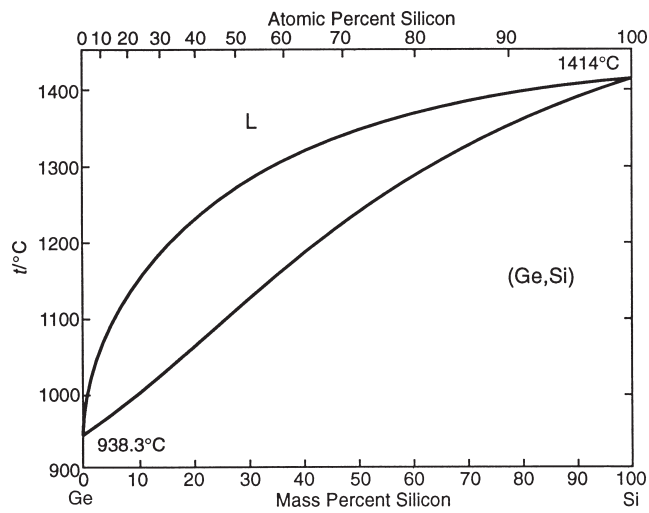


FIGURE 2. Si-Ge system.

Phase	Composition, mass % Si	Pearson symbol	Space group
(Ge,Si)	0 to 100	<i>cF8</i>	<i>Fd3̄m</i>
High-pressure phases			
GeII	—	<i>tI4</i>	<i>IA₁/amd</i>
SiII	—	<i>tI4</i>	<i>IA₁/amd</i>

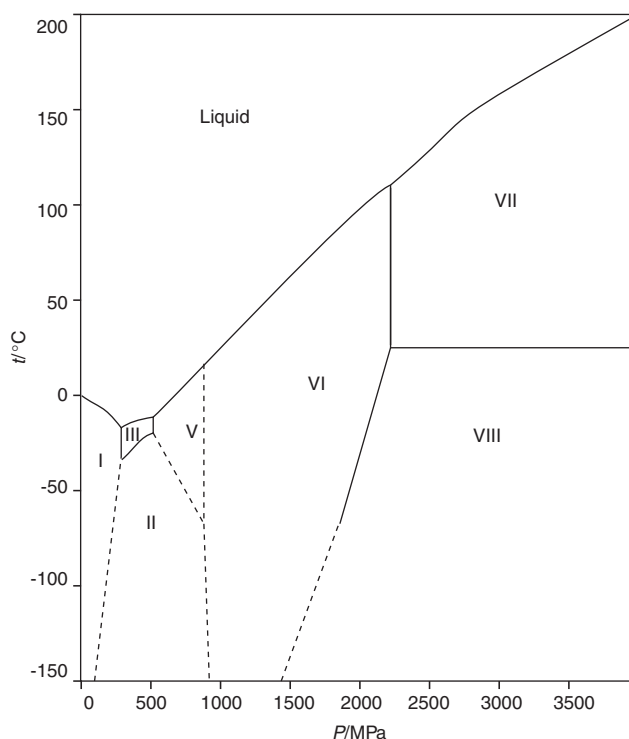


FIGURE 3. Diagram of the principal phases of ice. Solid lines are measured boundaries between stable phases; dotted lines are extrapolated. Ice IV is a metastable phase that exists in the region of ice V. Ice IX exists in the region below $-100\text{ }^{\circ}\text{C}$ and pressures in the range 200–400 MPa. Ice X exists at pressures above 44 GPa. See Table 1 for the coordinates of the triple points, where liquid water is in equilibrium with two adjacent solid phases.

TABLE 1. Crystal Structure, Density, and Transition Temperatures for the Phases of Ice

Phase	Crystal system	Cell parameters	Z	n	$\rho/\text{g cm}^{-3}$	Triple points
Ih	Hexagonal	$a = 4.513; c = 7352$	4	4	0.93	I-III: $-21.99\text{ }^{\circ}\text{C}$, 209.9 MPa
Ic	Cubic	$a = 6.35$	8	4	0.94	
II	Rhombohedral	$a = 7.78; \alpha = 113.1^{\circ}$	12	4	1.18	III-V: $-16.99\text{ }^{\circ}\text{C}$, 350.1 MPa
III	Tetragonal	$a = 6.73; c = 6.83$	12	4	1.15	
IV	Rhombohedral	$a = 7.60; \alpha = 70.1^{\circ}$	16	4	1.27	V-VI: $0.16\text{ }^{\circ}\text{C}$, 632.4 MPa
V	Monoclinic	$a = 9.22; b = 7.54, c = 10.35; \beta = 109.2^{\circ}$	28	4	1.24	
VI	Tetragonal	$a = 6.27; c = 5.79$	10	4	1.31	VI-VII: $82\text{ }^{\circ}\text{C}$, 2216 MPa
VII	Cubic	$a = 3.41$	2	8	1.56	
VIII	Tetragonal	$a = 4.80; c = 6.99$	8	8	1.56	
IX	Tetragonal	$a = 6.73; c = 6.83$	12	4	1.16	
X	Cubic	$a = 2.83$	2	8	2.51	

References

1. Wagner, W., Saul, A., and Pruss, A., *J. Phys. Chem. Ref. Data*, 23, 515, 1994.
2. Lerner, R.G. and Trigg, G.L., Eds., *Encyclopedia of Physics*, VCH Publishers, New York, 1990.
3. Donnay, J.D.H. and Ondik, H.M., *Crystal Data Determinative Tables, Third Edition, Volume 2, Inorganic Compounds*, Joint Committee on Powder Diffraction Standards, Swarthmore, PA, 1973.
4. Hobbs, P.V., *Ice Physics*, Oxford University Press, Oxford, 1974.
5. Glasser, L., *J. Chem. Edu.*, 81, 414, 2004.

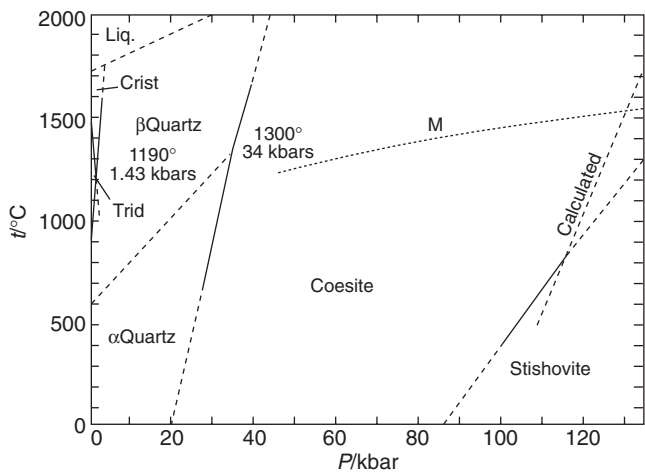


FIGURE 4. SiO_2 system. Crist = cristobalite; Trid = tridymite.

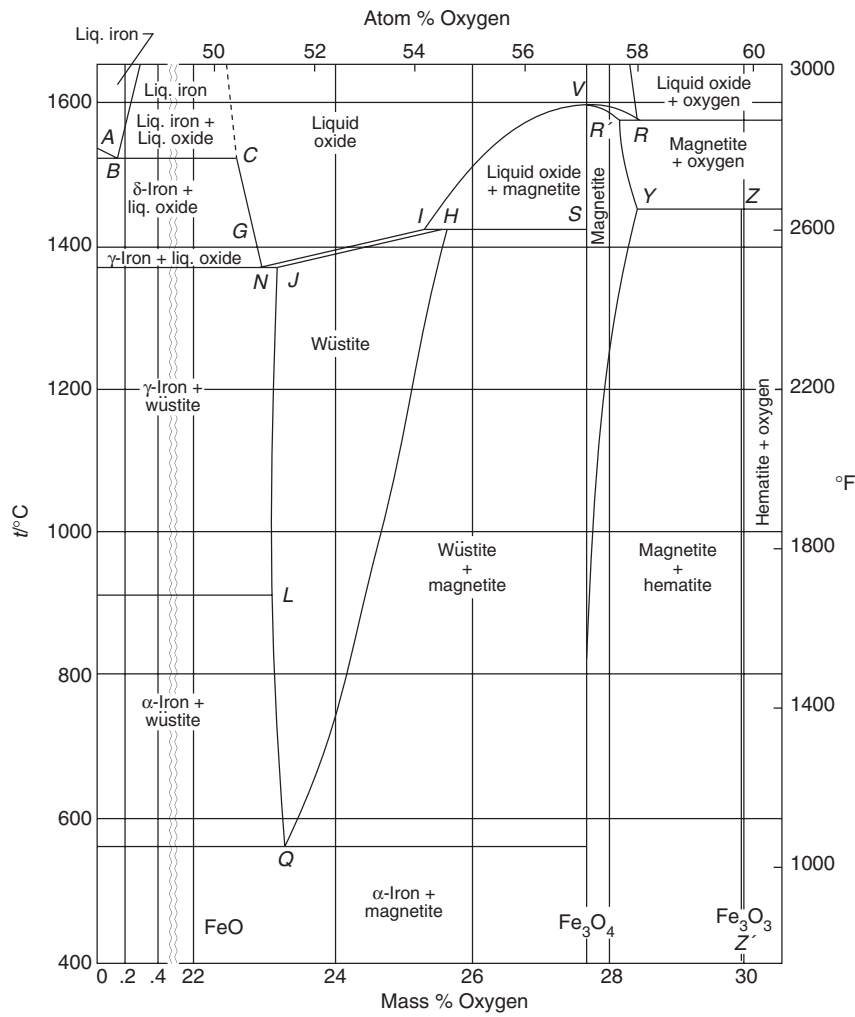


FIGURE 5. Fe-O system.

Point	$t/^{\circ}\text{C}$	% O	$p_{\text{CO}_2}/p_{\text{CO}}$	Point	$t/^{\circ}\text{C}$	% O	$p_{\text{CO}_2}/p_{\text{CO}}$	$p_{\text{O}_2}/\text{atm}$
A	1539			Q	560	23.26	1.05	
B	1528	0.16	0.209	R	1583	28.30		1
C	1528	22.60	0.209	R'	1583	28.07		1
G	1400 ^a	22.84	0.263	S	1424	27.64	16.2	
H	1424	25.60	16.2	V	1597	27.64		0.0575
I	1424	25.31	16.2	Y	1457	28.36		1
J	1371	23.16	0.282	Z	1457	30.04		1
L	911 ^a	23.10	0.447	Z'		30.6		
N	1371	22.91	0.282					

^a Values for pure iron.

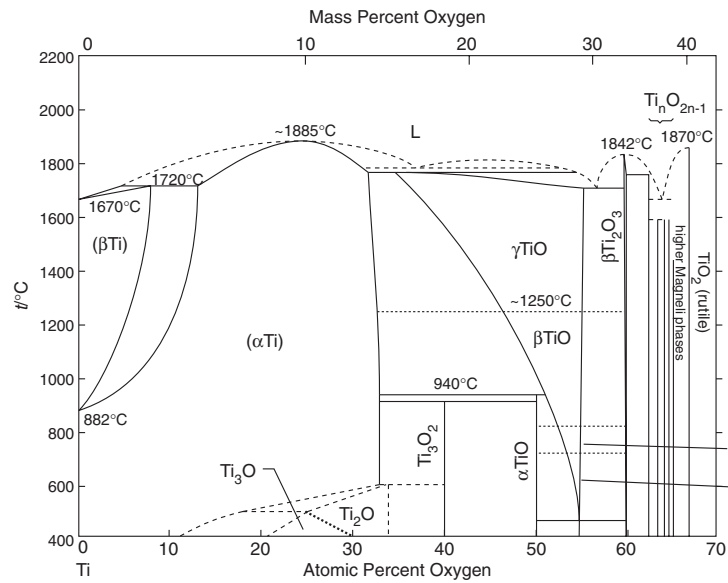


FIGURE 6. Ti-O system.

Phase	Composition, mass % O	Pearson symbol	Space group
(βTi)	0 to 3	<i>cI2</i>	<i>Im3m</i>
(αTi)	0 to 13.5	<i>hP2</i>	<i>P63/mmc</i>
Ti ₃ O	~8 to ~13	<i>hP~16</i>	<i>P3̄c</i>
Ti ₂ O	~10 to 14.4	<i>hP3</i>	<i>P3m1</i>
γTiO	15.2 to 29.4	<i>cF8</i>	<i>Fm3̄m</i>
Ti ₃ O ₂	~18	<i>hP~5</i>	<i>P6/mmm</i>
βTiO	~24 to ~29.4	<i>c**</i>	—
αTiO	~25.0	<i>mC16</i>	<i>A2/m</i> or <i>B*/*</i>
βTi _{1-x} O	~29.5	<i>oI12</i>	<i>I222</i>
αTi _{1-x} O	~29.5	<i>tI18</i>	<i>I4/m</i>
βTi ₂ O ₃	33.2 to 33.6	<i>hR30</i>	<i>R3̄c</i>
αTi ₂ O ₃	33.2 to 33.6	<i>hR30</i>	<i>R3̄c</i>
βTi ₃ O ₅	35.8	<i>m**</i>	—
αTi ₃ O ₅	35.8	<i>mC32</i>	<i>C2/m</i>
α'Ti ₃ O ₅	35.8	<i>mC32</i>	<i>Cc</i>
γTi ₄ O ₇	36.9	<i>aP44</i>	<i>P1̄</i>
βTi ₄ O ₇	36.9	<i>aP44</i>	<i>P1̄</i>
αTi ₄ O ₇	36.9	<i>aP44</i>	<i>P1̄</i>
γTi ₅ O ₉	37.6	<i>aP28</i>	<i>P1̄</i>
βTi ₆ O ₁₁	38.0	<i>aC68</i>	<i>A1̄</i>
Ti ₇ O ₁₃	38.3	<i>aP40</i>	<i>P1̄</i>
Ti ₈ O ₁₅	38.5	<i>aC92</i>	<i>A1̄</i>
Ti ₉ O ₁₇	38.7	<i>aP52</i>	<i>P1̄</i>
Rutile TiO ₂	40.1	<i>tP6</i>	<i>P4₂/mnm</i>
Metastable phases			
Anatase	—	<i>tI12</i>	<i>I4₁/amd</i>
Brookite	—	<i>oP24</i>	<i>Pbca</i>
High-pressure phases			
TiO ₂ -II	—	<i>oP12</i>	<i>Pbcn</i>
TiO ₂ -III	—	<i>hP~48</i>	—

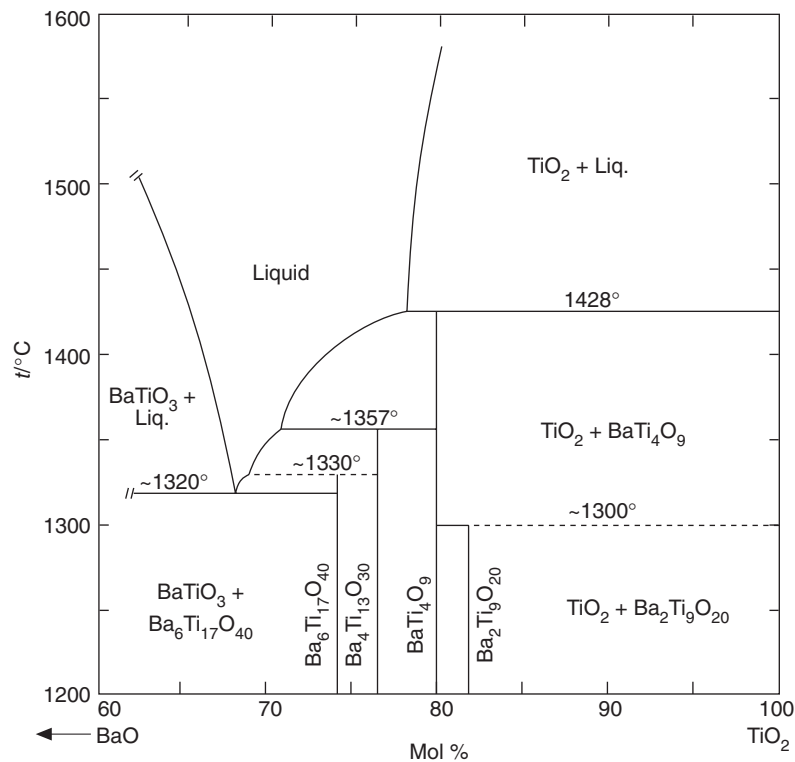


FIGURE 7. BaO-TiO₂ system.

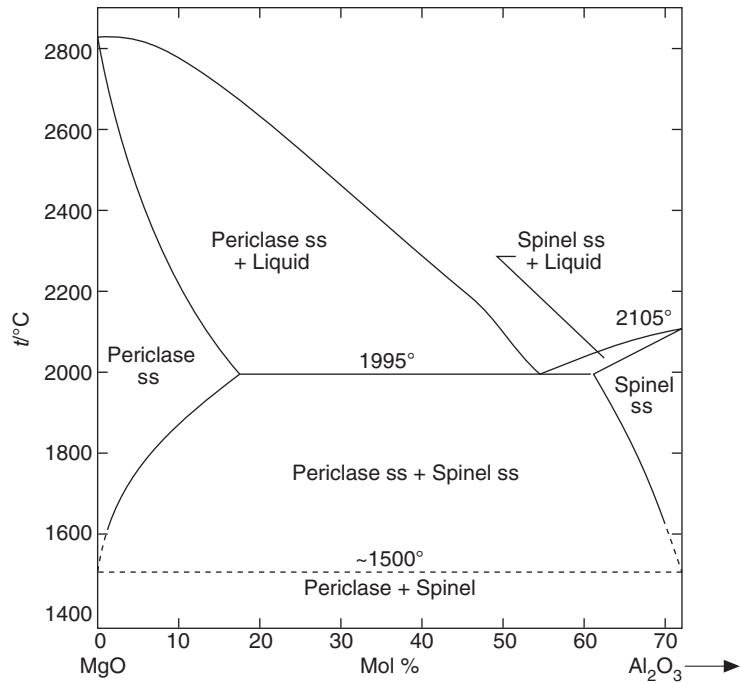


FIGURE 8. MgO-Al₂O₃ system.

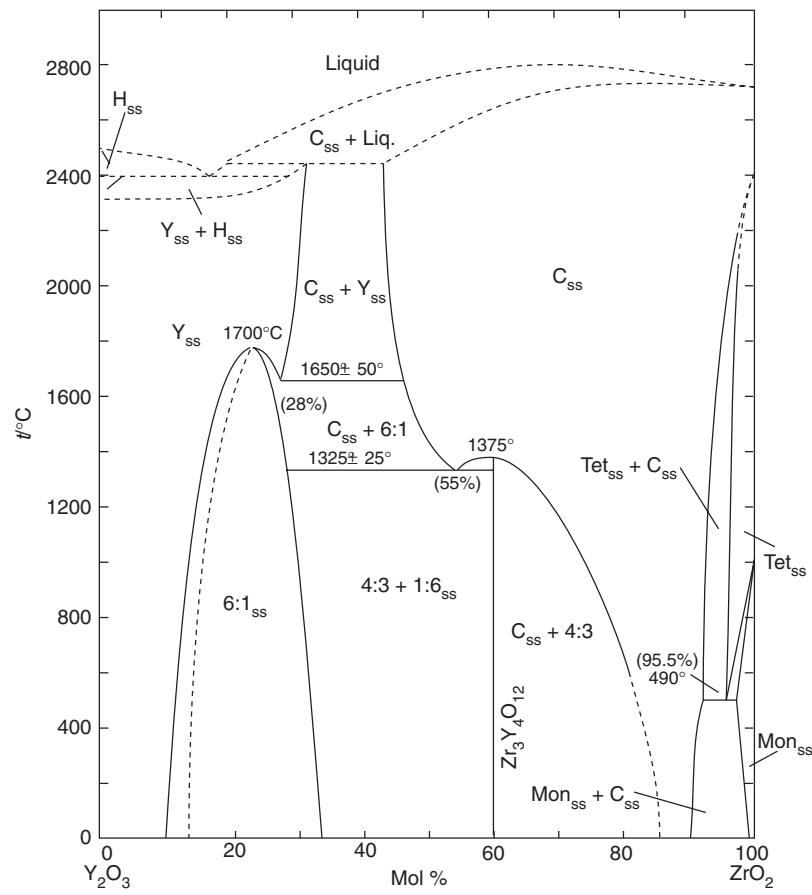


FIGURE 9. Y_2O_3 - ZrO_2 system. C_{ss} = cubic ZrO_2 ss (fluorite-type ss); Y_{ss} = cubic Y_2O_3 ss; Tet_{ss} = tetragonal ZrO_2 ss; Mon_{ss} = monoclinic ZrO_2 ss; H_{ss} = hexagonal Y_2O_3 ss; $3:4 = \text{Zr}_3\text{Y}_4\text{O}_{12}$; $1:6 = \text{ZrY}_6\text{O}_{11}$ ss.

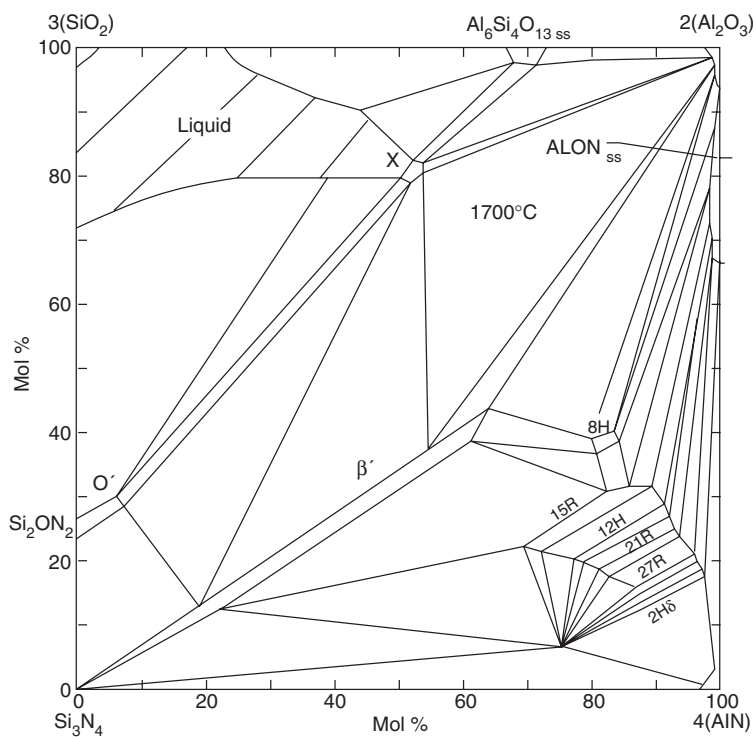


FIGURE 10. $3(\text{SiO}_2)\text{-Si}_3\text{N}_4\text{-4(AlN)-2(Al}_2\text{O}_3)$ system. “Behavior” diagram at 1700°C . The labels 8H, 15R, 12H, 21R, 27R, 2H⁶ indicate defect AlN polytypes. β' = 3-sialon ($\text{Si}_{6-x}\text{Al}_x\text{O}_{8-x}\text{N}_x$); O' = sialon of Si_2ON_2 type; X = SiAlO_2N (“nitrogen mullite”). ALON ss = aluminum oxynitride ss extending from approximately $\text{Al}_7\text{O}_9\text{N}$ to $\text{Al}_3\text{O}_3\text{N}$.

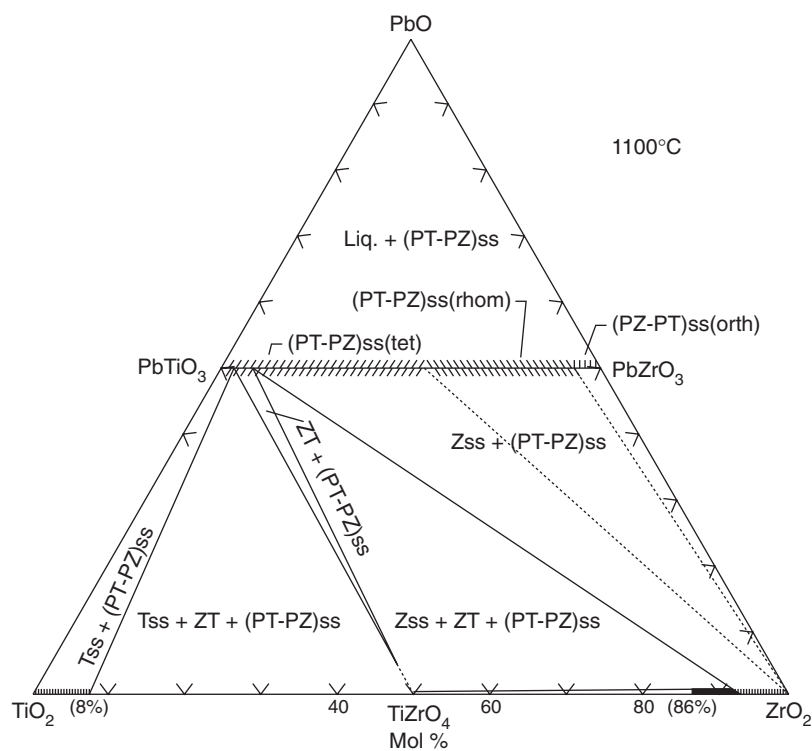


FIGURE 11. $\text{PbO-ZrO}_2\text{-TiO}_2$ (PZT) system, subsolidus at 1100°C . $P = \text{PbO}$; $T = \text{TiO}_2$; $Z = \text{ZrO}_2$.

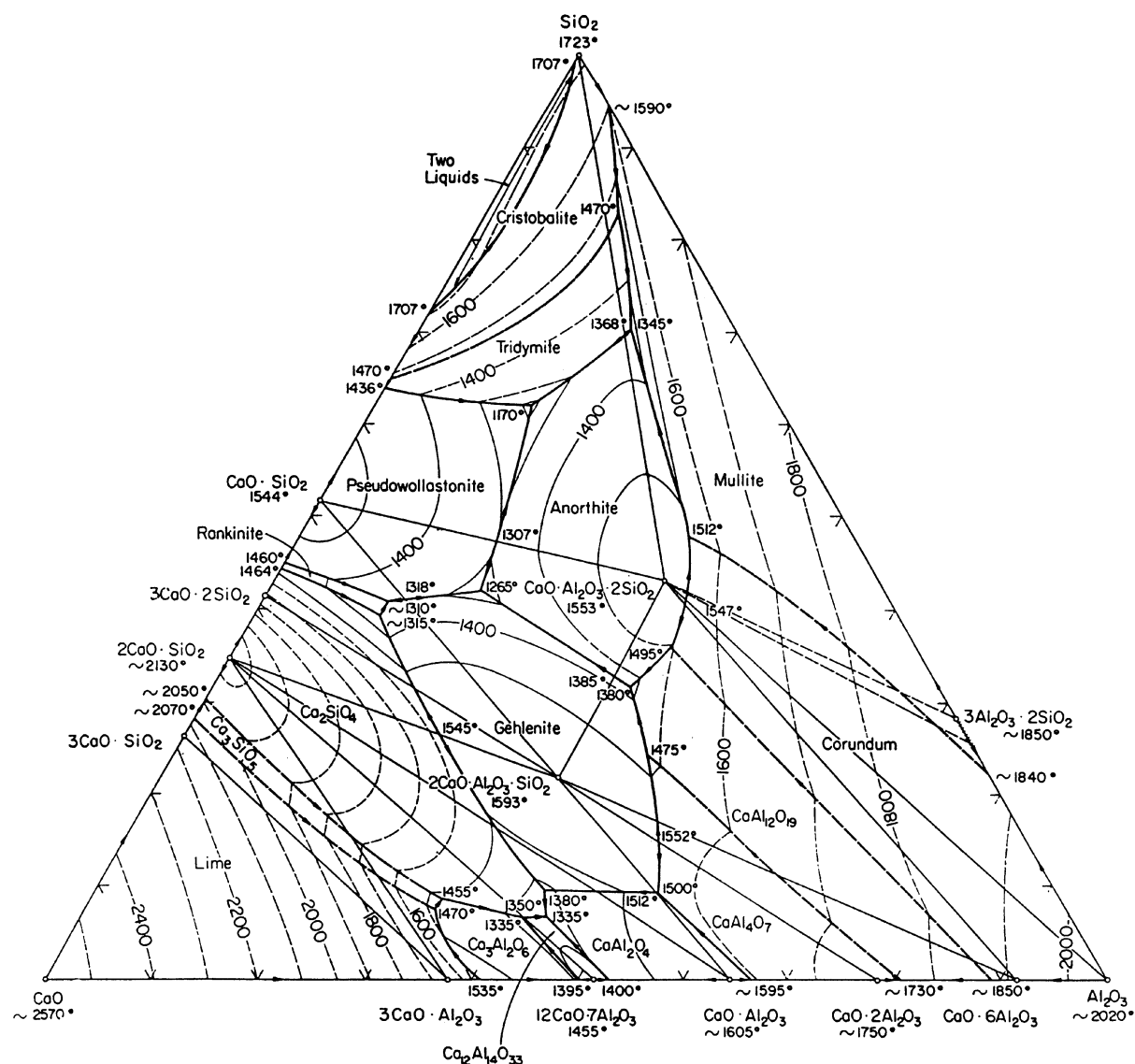


FIGURE 12. $\text{CaO-Al}_2\text{O}_3\text{-SiO}_2$ system (temperatures in $^{\circ}\text{C}$).

Crystalline Phases		
Notation	Oxide formula	
Cristobalite	}	SiO_2
Tridymite		
Pseudowollastonite		$\text{CaO} \cdot \text{SiO}_2$
Rankinite		$3\text{CaO} \cdot 2\text{SiO}_2$
Lime		CaO
Corundum		Al_2O_3
Mullite		$3\text{Al}_2\text{O}_3 \cdot 2\text{SiO}_2$
Anorthite		$\text{CaO} \cdot \text{Al}_2\text{O}_3 \cdot 2\text{SiO}_2$
Gehlenite		$2\text{CaO} \cdot \text{Al}_2\text{O}_3 \cdot \text{SiO}_2$

Temperatures up to approximately 1550 $^{\circ}\text{C}$ are on the Geophysical Laboratory Scale; those above 1550 $^{\circ}\text{C}$ are on the 1948 International Scale.

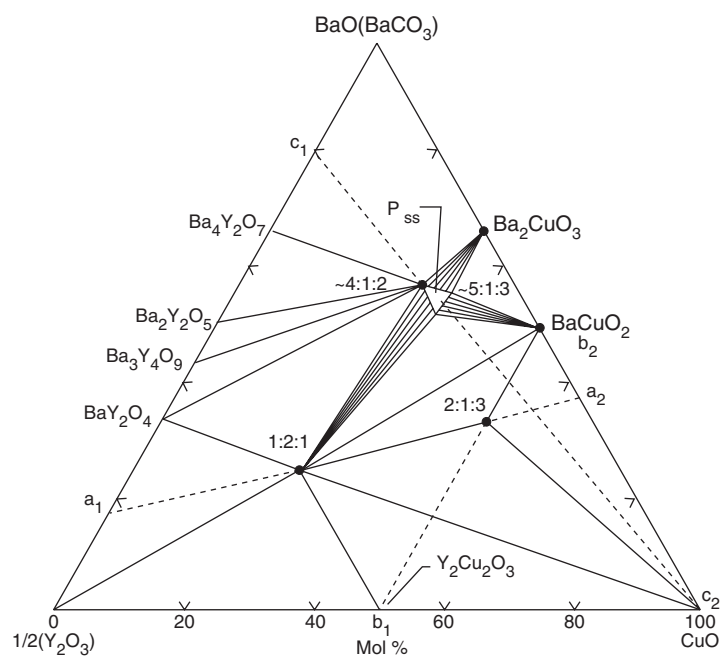


FIGURE 13. BaO-Y₂O₃-CuO system. 2:1:3 = Ba₂YCu₃O_{7-x}; 1:2:1 = BaY₂CuO₅; 4:1:2 = Ba₄YCu₂O_{7.5+x}; and 5:1:3 = Ba₅YCu₃O_{9.5+x}. The superconducting 2:1:3 phase was prepared using barium peroxide.

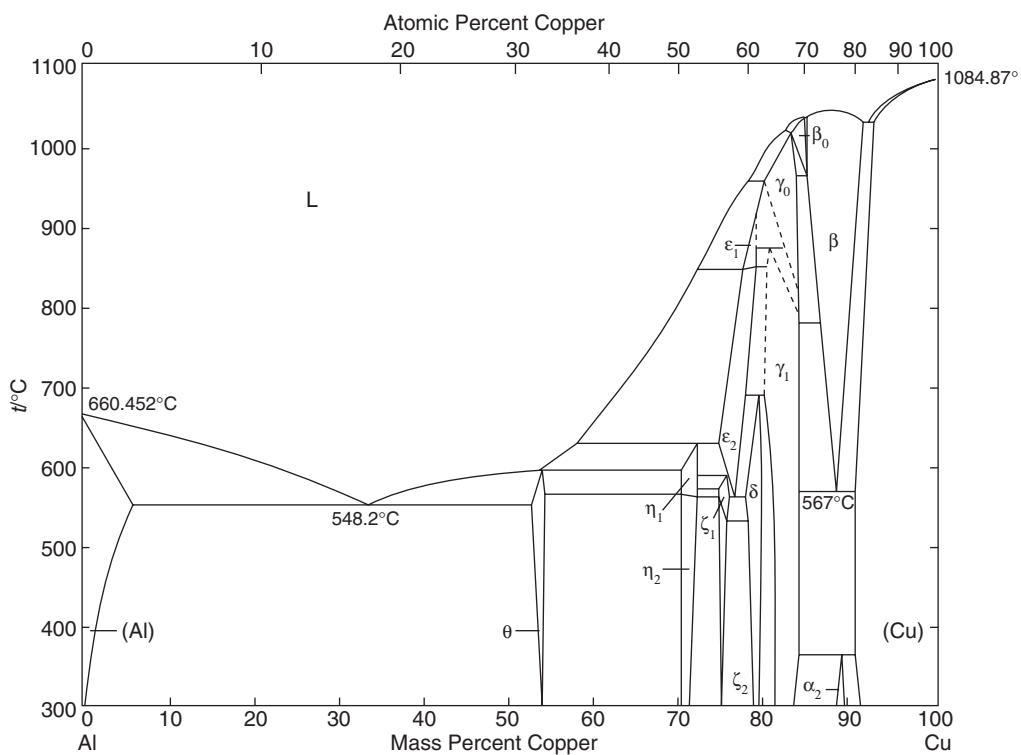


FIGURE 14. Al-Cu system.

Phase	Composition, wt % Cu	Pearson symbol	Space group
(Al)	0 to 5.65	<i>cF4</i>	<i>Fm</i> $\bar{3}m$
θ	52.5 to 53.7	<i>tI12</i>	<i>I4/mcm</i>
η_1	70.0 to 72.2	<i>oP16</i> or <i>oC16</i>	<i>Pban</i> or <i>Cmmm</i>
η_2	70.0 to 72.1	<i>mC20</i>	<i>C2/m</i>
ζ_1	74.4 to 77.8	<i>hP42</i>	<i>P6/mmm</i>
ζ_2	74.4 to 75.2	(a)	—
ϵ_1	77.5 to 79.4	(b)	—
ϵ_2	72.2 to 78.7	<i>hP4</i>	<i>P63/mmc</i>
δ	77.4 to 78.3	(c)	<i>R</i> $\bar{3}m$
γ_0	77.8 to 84	(d)	—
γ_1	79.7 to 84	<i>cP52</i>	<i>P</i> $\bar{4}3m$
β_0	83.1 to 84.7	(d)	—
β	85.0 to 91.5	<i>cI2</i>	<i>Im</i> $\bar{3}m$
α_2	88.5 to 89	(e)	—
(Cu)	90.6 to 100	<i>cF4</i>	<i>Fm</i> $\bar{3}m$
Metastable phases			
θ'	—	<i>tP6</i>	—
β'	—	<i>cF16</i>	<i>Fm</i> $\bar{3}m$
Al_3Cu_2	61 to 70	<i>hP5</i>	<i>P</i> $\bar{3}m1$

(a) Monoclinic? (b) Cubic? (c) Rhombohedral. (d) Unknown. (e) $D0_{22}$ -type long-period superlattice.

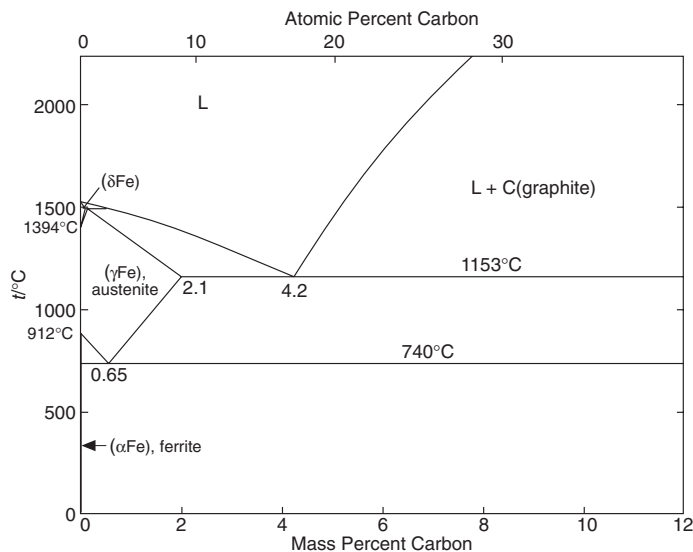


FIGURE 15. Fe-C system.

Phase	Composition, mass % C	Pearson symbol	Space group
(δ Fe)	0 to 0.09	<i>cI2</i>	<i>Im</i> $\bar{3}m$
(γ Fe)	0 to 2.1	<i>cF4</i>	<i>Fm</i> $\bar{3}m$
(α Fe)	0 to 0.021	<i>cI2</i>	<i>Im</i> $\bar{3}m$
(C)	100	<i>hP4</i>	<i>P6</i> $_3/mmc$
Metastable/high-pressure phases			
(ϵ Fe)	0	<i>hP2</i>	<i>P6</i> $_3/mmc$
Martensite	< 2.1	<i>tI4</i>	<i>I4/mmm</i>
Fe_4C	5.1	<i>cP5</i>	<i>P</i> $\bar{4}3m$
Fe_3C (θ)	6.7	<i>oP16</i>	<i>Pnma</i>
Fe_5C_2 (χ)	7.9	<i>mC28</i>	<i>C2/c</i>
Fe_7C_3	8.4	<i>hP20</i>	<i>P6</i> $_3mc$
Fe_7C_3	8.4	<i>oP40</i>	<i>Pnma</i>
Fe_2C (η)	9.7	<i>oP6</i>	<i>Pnnm</i>
Fe_2C (ϵ)	9.7	<i>hP*</i>	<i>P6</i> $_3/22$
Fe_2C	9.7	<i>hP*</i>	<i>P</i> $\bar{3}m1$
(C)	100	<i>cF8</i>	<i>Fd</i> $\bar{3}m$

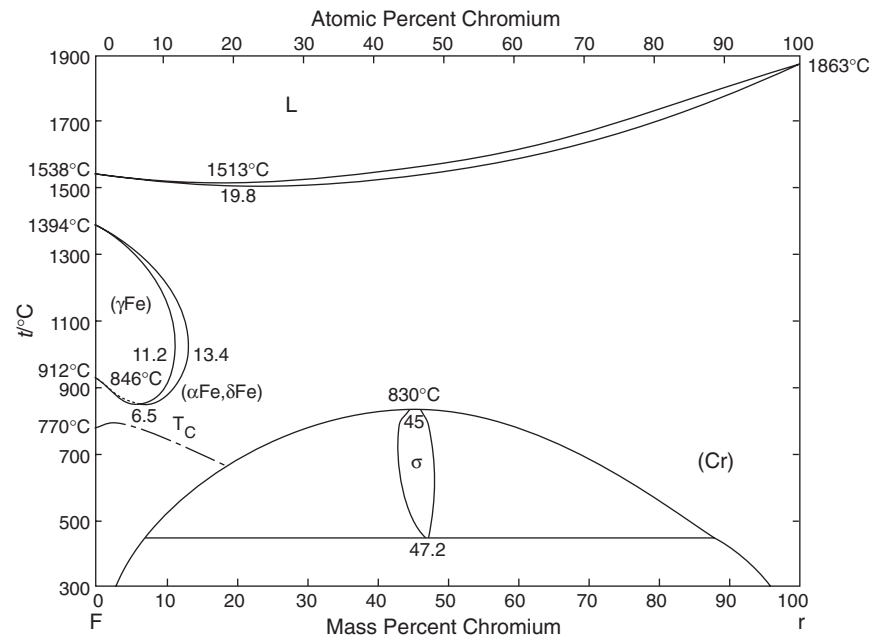


FIGURE 16. Fe-Cr system.

Phase	Composition, mass % Cr	Pearson symbol	Space group
(aFe, Cr)	0 to 100	<i>cI2</i>	<i>Im</i> $\bar{3}m$
(γFe)	0 to 11.2	<i>cF4</i>	<i>Fm</i> $\bar{3}m$
σ	42.7 to 48.2	<i>tP30</i>	<i>P4</i> ₂ <i>/mmm</i>

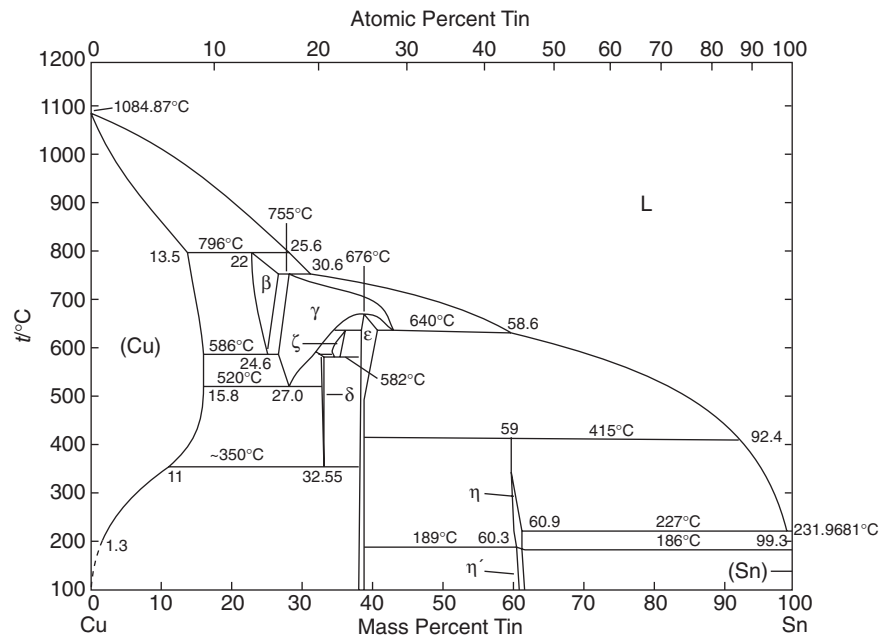


FIGURE 17. Cu-Sn system.

Phase	Composition, mass % Sn	Pearson symbol	Space group
α	0 to 15.8	$cF4$	$Fm\bar{3}m$
β	22.0 to 27.0	$cI2$	$Im\bar{3}m$
γ	25.5 to 41.5	$cF16$	$Fm\bar{3}m$
δ	32 to 33	$cF416$	$F\bar{4}3m$
ζ	32.2 to 35.2	$hP26$	$P6_3$
ϵ	27.7 to 39.5	$oC80$	$Cmcm$
η	59.0 to 60.9	$hP4$	$P6_3/mmc$
η'	44.8 to 60.9	(a)	—
(β Sn)	~100	$tI4$	$I4_1/amd$
(α Sn)	100	$cF8$	$Fd\bar{3}m$

(a) Hexagonal; superlattice based on NiAs-type structure.

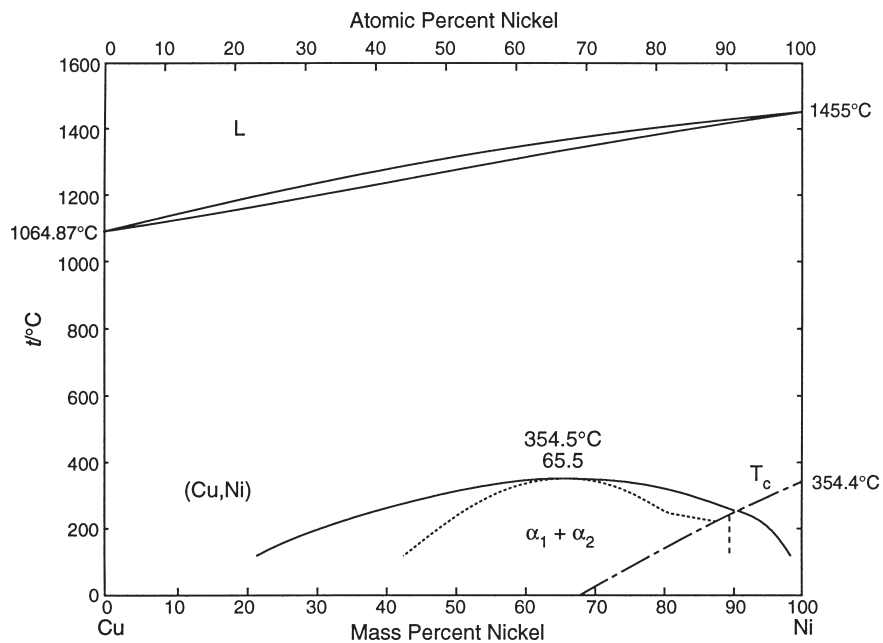


FIGURE 18. Cu-Ni system.

Phase	Composition, mass % Ni	Pearson symbol	Space group
(Cu, Ni) (above 354.5 °C)	0 to 100	$cF4$	$Fm\bar{3}m$

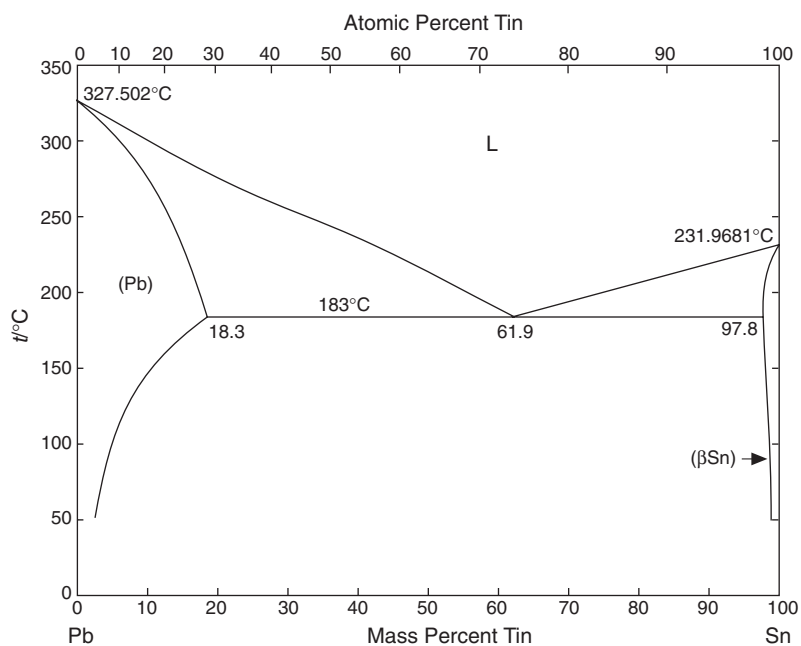


FIGURE 19. Pb-Sn system.

Phase	Composition, mass % Sn	Pearson symbol	Space group
(Pb)	0 to 18.3	$cF4$	$Fm\bar{3}m$
(βSn)	97.8 to 100	$tI4$	$I4_1/amd$
(αSn)	100	$cF8$	$Fd\bar{3}m$
High-pressure phases			
$\epsilon(a)$	52 to 74	$hP1$	$P6/mmm$
$\epsilon'(b)$	52	$hP2$	$P6_3/mmc$

(a) From phase diagram calculated at 2500 MPa. (b) This phase was claimed for alloys at 350°C and 5500 MPa.

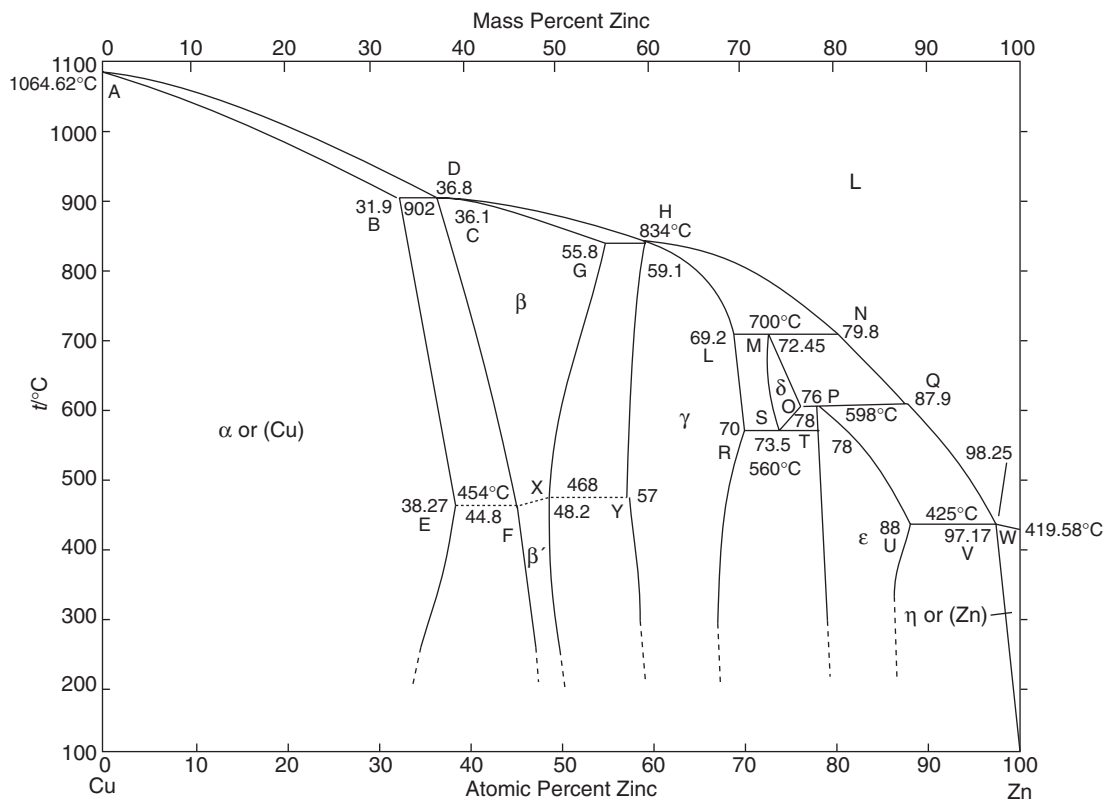


FIGURE 20. Cu-Zn system.

Phase	Composition, mass % Zn	Pearson symbol	Space group
α or (Cu)	0 to 38.95	<i>cF4</i>	<i>Fm</i> $\bar{3}m$
β	36.8 to 56.5	<i>cI2</i>	<i>Im</i> $\bar{3}m$
β′	45.5 to 50.7	<i>cP2</i>	<i>Pm</i> $\bar{3}m$
γ	57.7 to 70.6	<i>cI52</i>	<i>I</i> $\bar{4}3m$
δ	73.02 to 76.5	<i>hP3</i>	<i>P</i> $\bar{6}$
ε	78.5 to 88.3	<i>hP2</i>	<i>P6</i> ₃ / <i>mmc</i>
η or (Zn)	97.25 to 100	<i>hP2</i>	<i>P6</i> ₃ / <i>mmc</i>

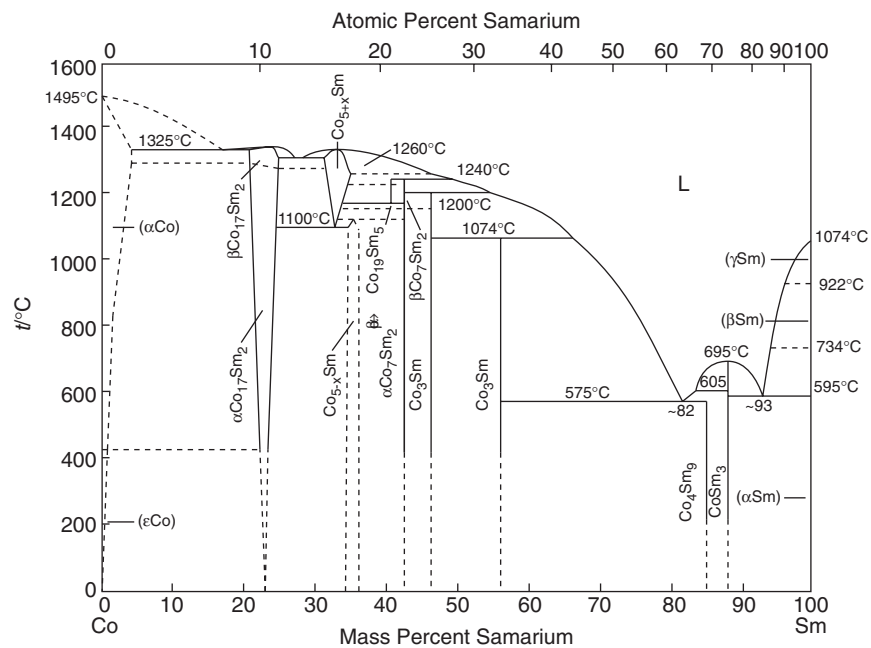


FIGURE 21. Co-Sm system.

Phase	Composition, mass % Sm	Pearson symbol	Space group
(αCo)	0 to ~3.7	<i>cF4</i>	<i>Fm</i> $\bar{3}m$
(εCo)	~0	<i>hP2</i>	<i>P6</i> ₃ / <i>mmc</i>
βCo ₁₇ Sm ₂	~23.0	<i>hP38</i>	<i>P6</i> ₃ / <i>mmc</i>
αCo ₁₇ Sm ₂	~23.0	<i>hR19</i>	<i>R</i> $\bar{3}m$
		<i>hP8</i>	<i>P6/mmm</i>
Co _{5+x} Sm	~33 to 34	—	—
Co _{5-x} Sm	~34 to 35	—	—
Co ₁₉ Sm ₅	~40.1	<i>hR24</i>	<i>R</i> $\bar{3}m$
		<i>hP48</i>	<i>P6</i> ₃ / <i>mmc</i>
αCo ₇ Sm ₂	~42.1	<i>hR18</i>	<i>R</i> $\bar{3}m$
βCo ₇ Sm ₂	~42.1	<i>hP36</i>	<i>P6</i> ₃ / <i>mmc</i>
Co ₃ Sm	46	<i>hR12</i>	<i>R</i> $\bar{3}m$
Co ₂ Sm	56.0	<i>hR4</i>	<i>R</i> $\bar{3}m$
		<i>cF24</i>	<i>Fd</i> $\bar{3}m$
Co ₄ Sm ₉	~85.1	<i>o**</i>	—
CoSm ₃	88	<i>oP16</i>	<i>Pnma</i>
(γSm)	~100	<i>cI2</i>	<i>Im</i> $\bar{3}m$
(βSm)	~100	<i>hP2</i>	<i>P6</i> ₃ / <i>mmc</i>
(αSm)	~100	<i>hR3</i>	<i>R</i> $\bar{3}m$
Other reported phases			
Co ₅ Sm	~33.8	<i>hP6</i>	<i>P6/mmm</i>
Co ₂ Sm ₅	~86.4	<i>mC28</i>	<i>C2/c</i>

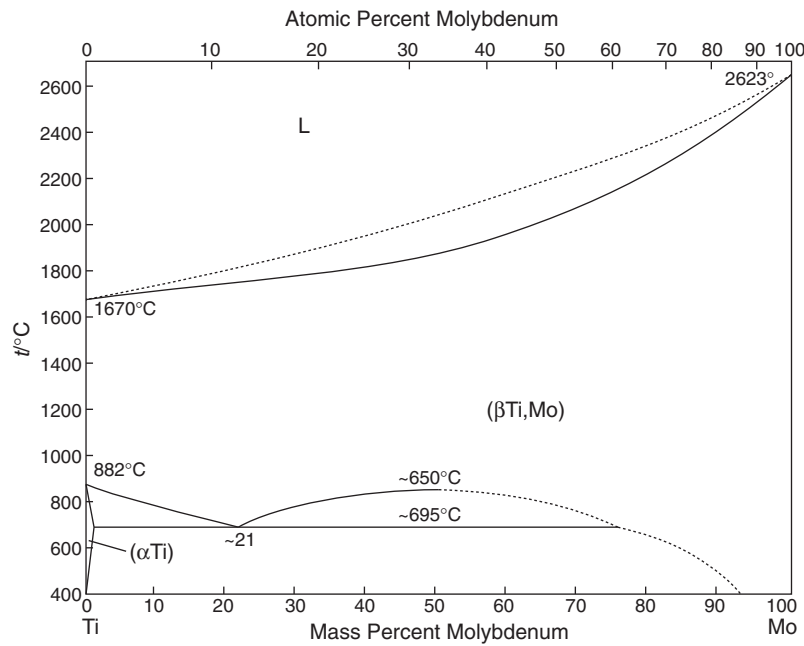
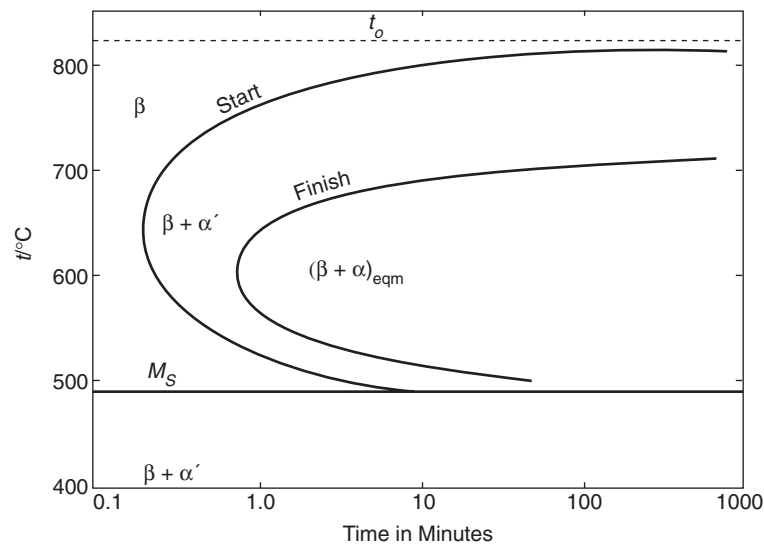


FIGURE 22. Ti-Mo system.

Phase	Composition, mass % Mo	Pearson symbol	Space group
$(\beta\text{Ti, Mo})$	0 to 100	$cI2$	$Im\bar{3}m$
(αTi)	0 to 0.8	$hP2$	$P6_3/mmc$
α'	(a)	$hP2$	$P6_3/mmc$
α''	(a)	$oC4$	$Cmcm$
ω	(a)	$hP3$	$P6/mmm$

(a) Metastable.



Experimental time–temperature–transformation (TTT) diagram for Ti-Mo. The start and finish times of the isothermal precipitation reaction vary with temperature as a result of the temperature dependence of the nucleation and growth processes. Precipitation is complete, at any temperature, when the equilibrium fraction of α is established in accordance with the lever rule. The solid horizontal line represents the athermal (or nonthermally activated) martensitic transformation that occurs when the β phase is quenched.

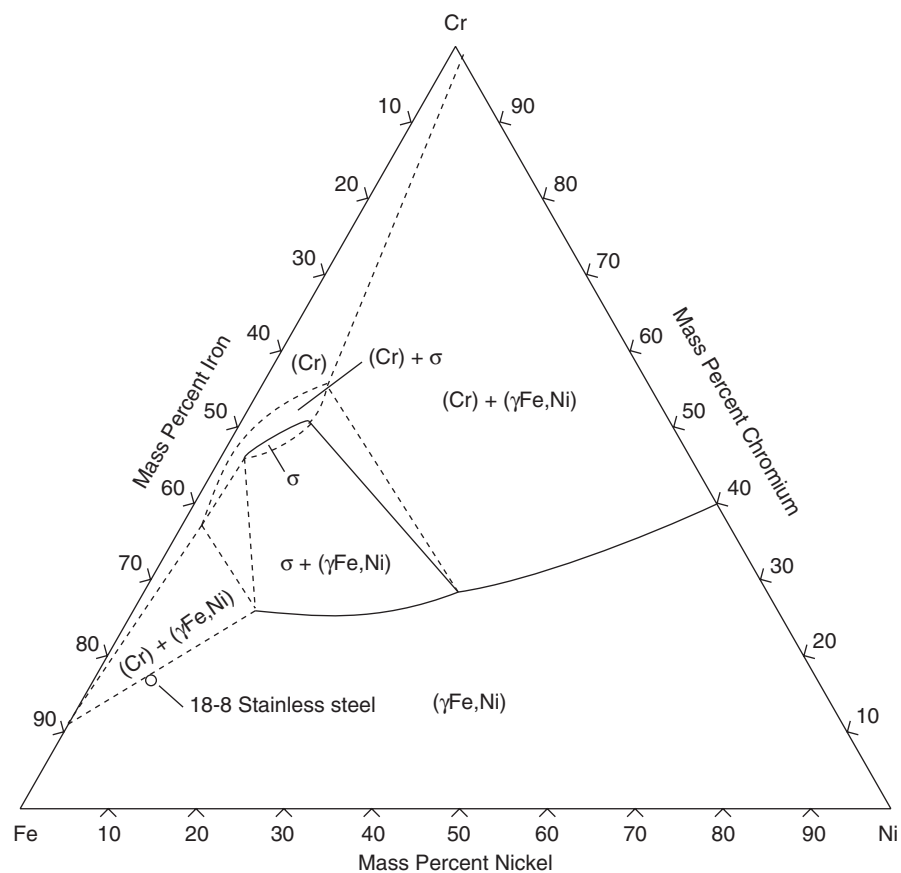


FIGURE 23. The isothermal section at 900 °C (1652 °F) of the iron-chromium-nickel ternary phase diagram, showing the nominal composition of 18-8 stainless steel.

PROPERTIES OF SELECTED MATERIALS AT CRYOGENIC TEMPERATURES

Peter E. Bradley and Ray Radebaugh

The design of systems for operation at cryogenic temperatures requires the use of material properties at these low temperatures. The properties at cryogenic temperatures can be much different than the room-temperature values. In addition, some properties can be strong functions of temperature. Property data at cryogenic temperatures are not easy to find. Many measurements were made at the National Institute of Standards and Technology (NIST) and other laboratories about 50 years ago. Some of the results were published in reports that are now out of print, which makes the results unavailable to most researchers. To correct that problem, NIST initiated a program to critically evaluate cryogenic material properties and to curve fit the available data for temperatures in the range of about 4 K to 300 K. The parameters for the curve fit, as well as a graph of the curve, are available on the website www.cryogenics.nist.gov. Click on "Material Properties" to find the list of materials. The properties available include thermal conductivity, specific heat, linear thermal expansion, thermal expansion coefficient, and Young's modulus. Not all properties are available for all materials. The materials currently in the database are ones commonly used in the construction of cryogenic hardware.

The tables presented here are the calculated values using the equations given on the website. In general the equations fit a single set of data to within about 1 % to 2 %, but often several sets of data are used in determining the best fit, in which case deviations can be significantly higher, such as 5 %. The website specifies the deviation of the fit relative to the experimental data for each property and each material. Uncertainties in the experimental data usually are in the range of 2 % to 5 %, and variations from sample to sample can also lead to similar uncertainties, especially in thermal conductivity. Some well-characterized materials, such as silicon, are used for standard reference materials. Thus, uncertainties in the experimental data for the thermal expansion coefficient of silicon are usually less than 0.2 %, and the standard deviation of the curve fit to the data is less than about 0.2 % over most of the temperature range.

Copper referred to here is of very high purity 99.99% (4N or better) and may be considered oxygen-free (sometimes referred to as OFHC-oxygen free high conductivity). Values are given with respect to the RRR (Residual Resistivity Ratio) which correlates the thermal resistivity and electrical resistivity as the impurity effect and is primarily additive in resistivity. Higher RRR values indicate higher purity and lower electrical and thermal resistance leading to higher thermal conductivity. Standard high-purity copper such as grade 101 or 102 has an RRR value of approximately 100. Higher values may be obtained with considerable effort at minimizing trace impurities by special annealing techniques that can achieve an RRR of about 1000 or greater in some special instances. Specially obtained high RRR value copper is often used only when very low temperatures (< 40 K), and necessarily high thermal conduction at low temperature, are required. Most commercial copper is electrolytic tough pitch (ETP) with a purity of at least 99.9% and is designated as Grade 110. Its RRR is also about 100, so its properties are nearly the same as those of OFHC with an RRR of 100.

Ti 15-3-3-3 has a nominal composition of 15% V, 3% Cr, 3% Sn, 3% Al, balance Ti. For the specific measurements documented by Canavan and Tuttle (Ref. 29), the exact composition is 14.88% V, 3.13% Cr, 2.88% Sn, 3.01% Al, bal. Ti. The composition for brass is 65% Cu, 32% Zn, 3% Pb which is free machining. The composition for BeCu is 2% Be, 0.3% Co, balance Cu.

References

1. Mann, D., Ed., *LNG Materials and Fluids*, First Edition, Cryogenics Division, National Bureau of Standards, Boulder, CO, 1977. [Al, Invar, FeNi, Polystyrene, Polyurethane, PVC, Stainless steel, Be, G-10]
2. Veres, H. M., Ed., *Thermal Properties Database for Materials at Cryogenic Temperatures*, Vol. 1. [Al, G-10, Nylon, Teflon]
3. Touloukian, Y. S., *Recommended Values of the Thermophysical Properties of Eight Alloys, Major Constituents and their Oxides*, Purdue University, West Lafayette, IN, 1965. [Al, Stainless steel]
4. Touloukian, Y. S., Powell, R. W., Ho, C. Y., and Klemens, P. G., *The TPRC Data Series: Vol. 1, Thermal Conductivity-Metallic Elements and Alloys*, Shackleford, J., and Alexander, W., Eds., New York, Washington, 1970. [Be, Mo]
5. Johnson, V. J., Ed., A Compendium of the Properties of Materials at Low Temperature (Phase I), *Part II: Properties of Solids*, *Wadd Technical Report 60-56*, National Bureau of Standards, Boulder, CO, 1960. [BeCu, Pb, Pt, Nylon, Be, In, Al, Cu]
6. Berman, R., Foster, E. L., and Rosenberg, H. M., *Brit. J. Appl. Phys.* 6, 181, 1955. [BeCu]
7. Powell, R.L., Rogers, W.M., and Roder, H.M., Thermal Conductivities of Copper and Copper Alloys, *Adv. Cryog. Eng.* 2, 166, 1956. [Brass, Cu]
8. Simon, N. J., Drexler, E. S., and Reed, R. P., Properties of Copper and Copper Alloys at Cryogenic Temperature, *NIST Monograph 177*, 1992. [Brass, Cu, Phosphor-bronze, BeCu]
9. He, G. H., Wang, B. Q., Guo, X. N., Yang, F., Guo, J. D., and Zhou, B. L., Investigation of Thermal Expansion Measurement of Brass Strip H62 after High Current Density Electropulsing by the CCD Technique, *Mater. Sci. Eng., A* 292, 183, 2000. [Brass]
10. Hust, J. G., Thermal Conductivity of Glass Fiber/Epoxy Composite Support Bands for Cryogenic Dewars, Phase II, *NBSIR 84-3003*, National Bureau of Standards, Boulder, CO, 1984. [G-10]
11. Child, G., Ericks, L. J., and Powell, R. L., Thermal Conductivity of Solids at Room Temperature and Below, *NBS Monograph 131*, 1973. [G-10]
12. Mechanical, Thermal, Electrical, and Magnetic Properties of Structural Materials, *Wadd Technical Report: Handbook on Materials for Superconducting Machinery Metals and Ceramics*, Information Center, Battelle, Columbus Laboratories, 1974 (with 1975 and 1977 Supplements). [Inconel]
13. Hust, J. G., Low-Temperature Thermal Conductivity of Two Fibre-Epoxy Composites, *Cryogenics* 15, 126, 1975. [Kevlar]
14. Foster, W. G., Naes, L. G., and Barnes, C.B., Thermal Conductivity Measurements of Fiberglass/Epoxy Structural Tubes from 4 K to 320 K, *AIAS Paper 75-711*, American Institute of Aeronautics and Astronautics (AIAA), 10th Thermophysics Conference, Denver, CO, 1975. [Kevlar]
15. Harris, J. P., Yates, B., Batchelor, J., and Garrington, P. J., *J. Mater. Sci.* 17, 2925, 1982. [Kevlar]
16. Ventura, G., and Martelli, V., Thermal Conductivity of Kevlar 49 between 7 and 290 K, *Cryogenics* 49, 735, 2009. [Kevlar]
17. Ventura, G., and Martelli, V., Very Low Temperature Thermal Conductivity of Kevlar 49, *Cryogenics* 49, 376, 2008. [Kevlar]
18. Poulaert, B., Chielens, J. C., Vandehande, C., and Legras, R., Temperature Variation of the Thermal Conductivity of Kevlar, *Polym. Commun.*, vol. 26, 1985 (digitized data). [Kevlar]
19. Hartwig, G., and Knaak, S., Fibre-Epoxy Composites at Low Temperatures, *Cryogenics* 24, 11, 1984. [Kevlar]
20. Shackleford, J. F., and Alexander, W., Eds., *CRC Materials Science and Engineering Handbook*, 3rd Edition, CRC Press, Boca Raton, FL, 2001. [Mo]
21. Choy, C.L., and Grieg, D., The Low Temperature Thermal Conductivity of a Semi-crystalline Polymer, Polyethylene Terephthalate, *J. Phys. C: Solid State Phys.* 8, 3121, 1975. [Mylar]

22. Rule, D.L., Smith, D.R., and Sparks, L.L., Thermal Conductivity of a Polyimide Film Between 4.2 and 300 K, With and Without Alumina Particles as Filler, *NISTIR 3948*, 1990. [Kapton]
23. Touloukian, Y. S., and Ho, C. Y., Eds., *Thermophysical Properties of Selected Aerospace Materials, Part II: Thermophysical Properties of Seven Materials*, Plenum Press, New York, 1976. [Stainless steel]
24. Hust, J. G., and Sparks, L. L., Thermal Conductivity of Austenitic Stainless Steel, SRM 735, From 5 to 280 K, *NBS Special Publication 260-35*, 1972. [Stainless steel 735]
25. Hust, J. G., and Giarratano, P. J., Thermal Conductivity and Electrical Resistivity Standard Reference Materials: Austenitic Stainless Steel, SRM 735 and 798, From 4 to 1200 K, *NBS Special Publication 260-46*, 1975. [Stainless steel 735]
26. Ventura, G., Bianchini, G., Gottardi, E., Peroni, I., and Peruzzi, A., Thermal Expansion and Thermal Conductivity of Torlon at Low Temperatures, *Cryogenics* 39, 481, 1999. [Torlon]
27. Barucci, M., Olivieri, E., Pasca, E., Risegari, L., and Ventura, G., Thermal Conductivity of Torlon between 4.2 and 300 K, *Cryogenics* 45, 295, 2005. [Torlon]
28. Ziegler, W. T., Mullins, J. C., and Hwa, S. C. P., Specific Heat and Thermal Conductivity of Four Commercial Titanium Alloys From 20 to 300 K, *Adv. Cryog. Eng.* 8, 268, 1963. [Ti-6Al-4V]
29. Canavan, E. R., and Tuttle, J. G., Thermal Conductivity and Specific Heat Measurements of Candidate Structural Materials for the JWST Optical Bench, *Adv. Cryog. Eng.* 52, 233, 2006. [Ti 15-3-3-3]
30. Bunting, J. G., Ashworth, T., and Steeple, H., The Specific Heat of Apiezon N Grease, *Cryogenics* 9, 385, 1969. [Apiezon N Grease]
31. Bevolo, A. J., Heat Capacity of Apiezon N Grease from 1 to 50 K, *Cryogenics* 14, 661, 1974. [Apiezon N Grease]
32. Wun, M., and Phillips, N. E., Low Temperature Specific Heat of Apiezon N Grease, *Cryogenics* 15, 36, 1975. [Apiezon N Grease]
33. Kreitman, M. M., Ashworth, T., and Rehowicz, M., A Correlation Between Thermal Conductance and Specific Heat Anomalies and the Glass Temperature of Apiezon N and T Greases, *Cryogenics* 12, 32, 1972. [Apiezon N Grease]
34. Schnelle, W., Engelhardt, J., and Gemlin, E., Specific Heat Capacity of Apiezon N High Vacuum Grease and of Duran Borosilicate Glass, *Cryogenics* 39, 271, 1999. [Apiezon N Grease]
35. Touloukian, Y.S., and Buyco, E.H., *The TPRC Data Series: Vol. 4, Specific Heat-Metallic Elements and Alloys*, New York, Washington, 1970. [Be]
36. Touloukian, Y. S., Kirby, R. K., Taylor, R. E., and Desai, P. D., *The TPRC Data Series: Vol. 12, Thermal Expansion-Metallic Elements and Alloys*, Plenum Press, New York, 1970. [Be, Mo, Ti-6Al-4V]
37. Corruccini, R. J., and Gniewek, J. J., Thermal Expansion of Technical Solids at Low Temperatures, *NBS Monograph 29*, National Bureau of Standards, Boulder, CO, 1961. [BeCu, Nylon, Stainless steel, Teflon]
38. Reed, R. P., and Clark, A. F., *Materials at Low Temperatures*, American Society of Metals, Metals Park, OH, 1983. [G-10, NiTi, Nylon]
39. Arp, V., Wilson, J. H., Winrich, L., and Sikora, P., Thermal Expansion of Some Engineering Materials from 20 to 293 K, *Cryogenics* 2, 230, 1962. [Sapphire, Al]
40. Apostolescu, D. E., Gaal, P. S., and Chapman, A. S., A Proposed High Temperature Thermal Expansion Reference Material, Standard Reference Material, pp. 637-646. [Sapphire]
41. Swenson, C. A., Linear Thermal Expansivity (1.5-300 K) and Heat Capacity (1.2-90 K) of Stycast 2850FT, *Rev. Sci. Instrum.* 68, 1312, 1997. [Stycast epoxy]
42. Taylor, C. T., Notcutt, M., Wong, E. K., Mann, A. G., and Blair, D. G., Measurement of the Thermal Expansion Coefficient of an All-Sapphire Optical Cavity, *IEEE Trans. Instrum. Meas.* 46, 183, 1977. [Sapphire]
43. Taylor, C. T., Notcutt, M., Wong, E. K., Mann, A. G., and Blair, D. G., Measurement of the Thermal Expansion Coefficient of a Cryogenic All-Sapphire Optical Cavity, *Opt. Commun.* 131, 311, 1996. [Sapphire]
44. Lyon, K. G., Salinger, G. L., Swenson, C. A., and White, G. K., Linear Thermal Expansion Measurements on Silicon from 6 to 340 K, *J. Appl. Phys.* 48, 865, 1977. [Silicon]
45. Karlmann, P. B., Klein, K. J., Halverson, P. G., Peters, R. D., Levine, M. B., van Buren, D., and Dudik, M. J., Linear Thermal Expansion Measurements of Single Crystal Silicon for Validation of Interferometer Based Cryogenic Dilatometer, *Adv. Cryog. Eng.* 52, 35, 2006. [Silicon]
46. Roberts, R. B., Thermal Expansion Reference Data: Silicon 300-850 K, *J. Phys. D: Appl. Phys.* 14, L163, 1981. [Silicon]
47. White, G. K., and Minges, M. L., *Int. J. Thermophys.* 18, 1269, 1997. [Silicon]
48. Swenson, C. A., Recommended Values for the Thermal Expansivity of Silicon from 0 to 1000 K, *J. Phys. Chem. Ref. Data* 12, 179, 1983. [Silicon]

Temp. K	Thermal Conductivity (in $\text{W m}^{-1} \text{K}^{-1}$)																
	Al					Be	Be-Cu	Brass	Cu (OFHC)			G-10		Inconel-718	Invar (Fe-36Ni)	Kevlar-49	
	1100	3003	5083	6061	6063				RRR=50	RRR=100	RRR=300	(norm-dir)	(warp-dir)			Composite	Fiber
1						181.4	0.3161									0.002234	0.003775
2						355.0	0.8999									0.008663	0.01457
3						551.1	1.402									0.01853	0.03077
4	54.11	10.81	3.295	5.347	34.36	741.4	1.879		320.4	642.3		0.07229	0.07322	0.4624	0.2419	0.03089	0.05042
6	83.26	16.77	4.982	8.268	51.64	1082	2.850	3.143	466.8	931.7	2810	0.09112	0.09693	0.8644	0.4001	0.06021	0.09448
8	113.5	22.81	6.685	11.23	69.70	1410	3.877	4.400	622.3	1239	3636	0.1023	0.1179	1.199	0.5630	0.09263	0.1405
10	141.8	28.94	8.427	14.20	86.51	1754	4.955	5.702	778.1	1540	4320	0.1122	0.1361	1.519	0.7339	0.1261	0.1865
12	170.1	35.15	10.19	17.15	103.5	2120	6.069	7.028	927.3	1814	4829	0.1217	0.1518	1.832	0.9114	0.1595	0.2320
14	199.1	41.35	11.97	20.05	121.1	2502	7.207	8.362	1064	2045	5147	0.1309	0.1654	2.136	1.094	0.1920	0.2770
16	228.0	47.49	13.73	22.91	139.2	2887	8.357	9.696	1185	2226	5276	0.1398	0.1775	2.426	1.279	0.2234	0.3213
18	256.2	53.51	15.48	25.70	157.5	3262	9.511	11.02	1287	2352	5234	0.1483	0.1883	2.699	1.465	0.2533	0.3649
20	282.6	59.37	17.21	28.43	175.4	3611	10.66	12.33	1368	2423	5052	0.1565	0.1982	2.956	1.652	0.2819	0.4077
30	371.7	85.21	25.43	41.10	246.3	4685	16.27	18.56	1444	2143	3257	0.1912	0.2393	3.998	2.570	0.4059	0.6122
40	389.5	104.7	32.89	52.23	276.6	4571	21.48	24.12	1163	1485	1833	0.2176	0.2740	4.744	3.437	0.5080	0.8031
50	369.2	118.7	39.66	62.05	277.7	3823	26.20	29.02	863.6	1005	1130	0.2382	0.3061	5.316	4.247	0.5976	0.9841
60	338.0	128.6	45.85	70.76	265.6	2968	30.42	33.36	670.0	741.2	801.8	0.2553	0.3366	5.784	5.005	0.6794	1.157
70	308.1	135.6	51.55	78.55	250.0	2243	34.08	37.26	561.1	603.6	638.5	0.2702	0.3660	6.182	5.717	0.7555	1.323
80	283.3	140.6	56.81	85.56	235.4	1693	37.15	40.84	500.3	529.3	551.0	0.2837	0.3942	6.532	6.386	0.8269	1.482
90	264.1	144.4	61.71	91.91	223.2	1296	39.60	44.21	465.1	487.0	501.0	0.2965	0.4214	6.842	7.016	0.8943	1.634
100	249.7	147.4	66.26	97.70	213.8	1014	41.41	47.45	443.9	461.5	471.1	0.3089	0.4477	7.119	7.611	0.9579	1.779
120	231.5	151.9	74.52	107.9	201.8	670.0	43.12		421.8	434.8	440.6	0.3335	0.4978	7.587	8.702	1.075	2.050
140	222.3	155.5	81.80	116.5	196.6	489.9			411.6	422.1	427.6	0.3586	0.5450	7.962	9.671	1.180	2.297
160	218.2	158.9	88.26	123.9	195.5	390.7			406.0	415.0	421.2	0.3846	0.5899	8.264	10.524	1.274	2.523
180	216.4	162.2	94.04	130.4	196.6	333.3			402.6	410.3	417.5	0.4117	0.6328	8.510	11.270	1.359	2.729
200	215.5	165.5	99.24	136.0	198.6	298.0			400.1	407.0	414.6	0.4399	0.6741	8.720	11.915	1.436	2.917
220	214.8	168.6	104.0	141.0	200.5	274.2			398.2	404.2	411.8	0.4692	0.7141	8.912	12.464	1.507	3.090
240	213.9	171.5	108.3	145.3	201.9	255.5			396.5	401.9	408.8	0.4995	0.7530	9.101	12.925	1.571	3.250
260	213.0	174.1	112.2	149.1	202.3	237.6			395.0	399.9	405.5	0.5307	0.7909	9.301	13.303	1.630	3.398
280	212.1	176.2	115.9	152.4	201.8	217.9			393.6	398.0	401.8	0.5626	0.8278	9.528	13.604	1.685	3.536
300	211.8	177.8	119.3	155.3	200.5	194.9			392.4	396.3	397.9	0.5951	0.8636	9.793	13.835	1.735	3.664

Thermal Conductivity (in W m ⁻¹ K ⁻¹), continued														
Temp. K	Pb	Mo	Fe-Ni Alloys				Platinum	Polyamide (Nylon)	Polyethylene Terephthalate (Mylar)	Polyimide (Kapton)	Polystyrene			
			Fe-2.25 Ni	Fe-3.5 Ni	Fe-5.0 Ni	Fe-9.0 Ni					12.66 kg m ⁻³	32.04 kg m ⁻³	49.98 kg m ⁻³	99.96 kg m ⁻³
2									0.03092					
3									0.03610					
4	2682	56.74	1.119	0.9289	0.7754	0.6256	921.7	0.01245	0.03764	0.01079				0.009431
6	700.1	90.04	1.787	1.455	1.223	0.9814	1210	0.01983	0.03978	0.01309			0.004852	0.008950
8	313.3	118.4	2.460	1.999	1.679	1.349	1329	0.02880	0.04334	0.01802			0.004842	0.009014
10	177.1	146.3	3.137	2.535	2.138	1.716	1240	0.03902	0.04791	0.02345			0.004862	0.009055
12	118.3	175.4	3.809	3.064	2.599	2.080	1053	0.05014	0.05295	0.02883			0.004902	0.009098
14	89.02	205.3	4.470	3.588	3.061	2.443	856.0	0.06185	0.05816	0.03397			0.004956	0.009155
16	72.82	234.7	5.121	4.107	3.523	2.804	687.0	0.07388	0.06337	0.03884			0.005018	0.009226
18	63.12	262.2	5.760	4.624	3.983	3.163	553.5	0.08602	0.06849	0.04345			0.005087	0.009307
20	56.95	286.9	6.390	5.139	4.442	3.521	451.5	0.09811	0.07349	0.04782			0.005158	0.009393
30	45.29	353.6	9.423	7.678	6.691	5.293	209.9	0.1543	0.09633	0.06704		0.003803	0.005533	0.009833
40	41.97	345.0	12.28	10.11	8.825	7.022	137.0	0.1999	0.1158	0.08319		0.005073	0.005905	0.01026
50	40.10	307.3	14.96	12.40	10.82	8.688	108.3	0.2352	0.1319	0.09706		0.006153	0.006272	0.01071
60	38.73	267.3	17.42	14.52	12.68	10.28	94.57	0.2619	0.1443	0.1090		0.007232	0.006644	0.01121
70	37.70	233.7	19.67	16.47	14.39	11.79	87.02	0.2821	0.1526	0.1192		0.008311	0.007031	0.01177
80	36.98	207.9	21.71	18.25	15.98	13.21	82.32	0.2974	0.1567	0.1280		0.009382	0.007437	0.01239
90	36.51	188.6	23.56	19.89	17.44	14.55	79.09	0.3091		0.1355	0.01265	0.01045	0.007868	0.01306
100	36.23	174.5	25.23	21.38	18.79	15.81	76.69	0.3179		0.1419	0.01362	0.01151	0.008328	0.01378
120	36.03	156.8	28.14	24.01	21.19	18.09	73.37	0.3298		0.1522	0.01567	0.01368	0.009344	0.01535
140	36.02	147.9	30.56	26.23	23.24	20.07	71.39	0.3367		0.1599	0.01790	0.01594	0.01050	0.01705
160	35.96	143.7	32.62	28.10	24.98	21.77	70.43	0.3405		0.1659	0.02032	0.01829	0.01180	0.01890
180	35.78	142.0	34.36	29.69	26.47	23.23	70.27	0.3424		0.1708	0.02293	0.02072	0.01325	0.02089
200	35.46	141.4	35.84	31.01	27.72	24.46	70.65	0.3431		0.1749	0.02576	0.02320	0.01486	0.02309
220	35.10	141.2	37.06	32.10	28.78	25.49	71.25	0.3428		0.1786	0.02881	0.02572	0.01662	0.02557
240	34.80	140.9	38.01	32.98	29.64	26.32	71.72	0.3420		0.1820	0.03210	0.02826	0.01854	0.02845
260	34.70	140.4	38.70	33.65	30.35	26.98	71.65	0.3406		0.1853	0.03561	0.03082	0.02059	0.03185
280	34.95	139.6	39.09	34.13	30.90	27.48	70.66	0.3389		0.1886	0.03934	0.03343	0.02278	0.03599
300		138.6	39.17	34.43	31.32	27.83	68.42	0.3368		0.1919	0.04323	0.03615	0.02509	0.04112

Temp. K	Thermal Conductivity (in W m ⁻¹ K ⁻¹), continued											Teflon	Torlon 4203	Ti-6Al-4V	Ti 15-3-3-3
	Polyurethane				Polyvinyl Chloride (PVC)		Stainless Steel								
	31.88 kg m ⁻³	32.04 kg m ⁻³	49.02 kg m ⁻³	64.08 kg m ⁻³	20.02 kg m ⁻³	56.06 kg m ⁻³	304	304L	310	316	735				
1											0.4028		0.004330		
2											0.5637		0.008974		0.05608
3											0.7972		0.01145		0.08043
4							0.2724	0.2724	0.2409	0.2724	1.052	0.04599	0.01280		0.1010
6							0.4653	0.4653	0.3960	0.4653	1.315	0.06624	0.01410		0.1450
8							0.6770	0.6770	0.5654	0.6770	1.583	0.08244	0.01467		0.1904
10							0.9039	0.9039	0.7457	0.9039	1.854	0.09545	0.01477		0.2354
12							1.143	1.143	0.9348	1.143	2.126	0.1066	0.01871		0.2796
14							1.391	1.391	1.131	1.391	2.399	0.1166	0.03501		0.3235
16							1.647	1.647	1.331	1.647	3.729	0.1258	0.04760		0.3673
18							1.906	1.906	1.534	1.906	4.937	0.1343	0.05696		0.4114
20							2.169	2.169	1.739	2.169	5.985	0.1422	0.06377	0.8426	0.4559
30			0.01133				3.469	3.469	2.741	3.469	6.872	0.1738	0.07797	1.656	0.6871
40			0.01238				4.670	4.670	3.648	4.670	7.618	0.1953	0.08344	1.905	0.9301
50			0.01352				5.730	5.730	4.430	5.730	8.247	0.2099	0.08884	2.411	1.177
60			0.01465	0.007880			6.647	6.647	5.093	6.647	8.783	0.2203	0.09491	2.917	1.420
70			0.01575	0.008571			7.435	7.435	5.655	7.435	9.245	0.2280	0.1014	3.291	1.655
80	0.01018		0.01684	0.009551			8.114	8.114	6.135	8.114	9.650	0.2341	0.1079	3.531	1.881
90	0.01115		0.01792	0.01065	0.01652		8.705	8.705	6.551	8.705	10.01	0.2391	0.1111	3.685	2.095
100	0.01212	0.01206	0.01900	0.01179	0.01680	0.02844	9.224	9.224	6.917	9.224	10.33	0.2434	0.1143	3.804	2.300
120	0.01399	0.01465	0.02117	0.01407	0.01799	0.02952	10.101	10.10	7.544	10.10	10.91	0.2505	0.1264	4.061	2.687
140	0.01574	0.01736	0.02336	0.01624	0.01931	0.03223	10.834	10.83	8.081	10.83	11.42	0.2562	0.1374	4.412	3.054
160	0.01734	0.02005	0.02554	0.01827	0.02072	0.03503	11.479	11.48	8.568	11.48	11.89	0.2608	0.1477	4.846	3.412
180	0.01881	0.02276	0.02765	0.02015	0.02232	0.03762	12.071	12.07	9.027	12.07	12.34	0.2644	0.1579	5.311	3.770
200	0.02013	0.02550	0.02964	0.02184	0.02416	0.04015	12.633	12.63	9.473	12.63	12.77	0.2672	0.1684	5.750	4.133
220	0.02125	0.02829	0.03144	0.02331	0.02628	0.04291	13.178	13.18	9.912	13.18	13.19	0.2692	0.1800	6.129	4.505
240	0.02210	0.03112	0.03297	0.02452	0.02879	0.04609	13.714	13.71	10.35	13.71	13.61	0.2705	0.1930	6.447	4.885
260	0.02255	0.03401	0.03418	0.02541	0.03184	0.04972	14.247	14.25	10.78	14.25	14.01	0.2715	0.2083	6.740	5.270
280	0.02248	0.03702	0.03500	0.02595	0.03574	0.05366	14.779	14.78	11.21	14.78	14.22	0.2722	0.2263	7.075	5.658
300	0.02181	0.04027	0.03540	0.02608	0.04093	0.05756	15.309	15.31	11.63	15.31	15.01	0.2728	0.2480	7.555	6.041

Specific Heat, C_p (in J kg ⁻¹ K ⁻¹)																
Temp. K	Al			Apiezon-N Grease	Be	Cu (OFHC)	G-10	Indium	Invar (Fe-36Ni)	Pb		Fe-Ni Alloys				Platinum
	3003	5083	6061							Normal	Superconducting	Fe-2.25Ni	Fe-3.5Ni	Fe-5.0Ni	Fe-9.0Ni	
1				0.02400							2.570					0.02435
2				0.2118							11.78					0.05529
3				0.8050							32.71					0.09667
4	0.2920	0.292	0.2920	2.031		0.09942	2.016	0.9463	0.9749		75.27					0.1524
6	0.6047	0.605	0.6047	6.761		0.2303	5.463	3.505	1.475		297.0					0.3300
8	1.048	1.048	1.048	14.38		0.4639	10.03	8.387	2.179		764.6					0.6349
10	1.573	1.573	1.573	24.32		0.8558	15.36	15.28	3.130	13.69	1539					1.115
12	2.268	2.268	2.268	35.98	0.5348	1.470	21.20	23.56	4.334	21.43						1.814
14	3.235	3.235	3.235	48.91	0.7169	2.375	27.41	32.62	5.814	29.51						2.770
16	4.581	4.581	4.581	62.76	0.9528	3.640	33.85	42.06	7.621	37.50						4.009
18	6.416	6.416	6.416	77.31	1.249	5.327	40.46	51.61	9.800	45.14						5.544
20	8.854	8.854	8.854	92.37	1.607	7.491	47.17	61.08	12.34	52.25						7.376
30	33.45	33.45	33.45	171.8	4.413	26.40	81.31	104.5		79.06						20.35
40	81.96	81.96	81.96	252.8	9.544	57.63	115.4	138.6		94.45						36.78
50	148.8	148.8	148.8	331.4	18.58	95.84	149.1	163.3		103.4		84.17	84.17	84.17	84.17	52.95
60	223.6	223.6	223.6	405.6	33.66	135.2	182.5	179.9		109.0		90.95	90.95	90.95	90.95	66.88
70	298.3	298.3	298.3	474.9	57.08	171.8	215.9	190.5		112.7		124.8	124.8	124.8	124.8	78.06
80	368.7	368.7	368.7	539.1	90.79	203.8	249.4	196.9		115.3		162.6	162.6	162.6	162.6	86.73
90	433.3	433.3	433.3	598.9	135.9	230.9	283.0	200.7		117.2		196.7	196.7	196.7	196.7	93.40
100	492.2	492.2	492.2	654.9	192.7	253.5	316.9	203.1		118.7		225.6	225.6	225.6	225.6	98.57
120	594.1	594.1	594.1	759.2	336.8	287.6	385.2	206.0		120.9		273.1	273.1	273.1	273.1	106.0
140	677.6	677.6	677.6	858.9	510.4	311.6	454.4	209.1		122.5		312.9	312.9	312.9	312.9	111.4
160	744.5	744.5	744.5	960.6	700.1	329.4	524.3	213.5		123.9		346.9	346.9	346.9	346.9	115.7
180	796.4	796.4	796.4	1070	897.4	343.4	594.4	219.0		125.2		375.1	375.1	375.1	375.1	119.5
200	835.2	835.2	835.2	1194	1097	355.0	664.4	225.0		126.3		397.6	397.6	397.6	397.6	122.9
220	863.7	863.7	863.7	1339	1296	364.7	733.9	230.6		127.4		415.8	415.8	415.8	415.8	125.7
240	885.4	885.4	885.4	1510	1488	372.6	802.5	234.5		128.4		431.0	431.0	431.0	431.0	127.7
260	904.6	904.6	904.6	1717	1661	378.6	869.8	235.7		129.2		443.8	443.8	443.8	443.8	128.8
280	925.8	925.8	925.8	1968	1800	382.5	935.3	233.1		129.8		453.5	453.5	453.5	453.5	128.7
300	953.9	953.9	953.9	2276	1883	384.0	998.7			130.1		457.7	457.7	457.7	457.7	

Temp. K	Polyamide (Nylon)	Polyimide (Kapton)	Specific Heat, C_p (in J kg ⁻¹ K ⁻¹), continued						Polyvinyl Chloride (PVC)	Stainless Steel				Teflon
			Polystyrene			Polyurethane		304		304L	310	316		
			99.96 kg m ⁻³	9.93 kg m ⁻³	6.07 kg m ⁻³	49.02 kg m ⁻³	389.25 kg m ⁻³							
1														
2														
3														
4	1.560	0.7916							1.849	1.674	2.164	1.977	2.232	
6	4.986	2.708							2.945	2.557	3.166	2.963	3.690	
8	11.01	6.306							4.041	3.525	4.160	4.047	9.104	
10	20.00	11.68						9.335	5.163	4.571	5.226	5.203	18.02	
12	31.89	18.70						13.41	6.394	5.740	6.350	6.494	29.27	
14	46.34	27.10						17.57	7.806	7.004	7.524	7.958	41.50	
16	62.87	36.61						21.52	9.456	8.399	8.780	9.615	53.77	
18	80.98	46.96						25.25	11.39	10.02	10.18	11.49	65.60	
20	100.2	57.92				42.26		28.80	13.65	11.88	11.78	13.61	76.79	
30	201.4	116.2				70.85		46.12	30.70		25.79	29.22	124.3	
40	297.2	172.9				111.9		64.72	58.22		55.98	57.55	164.4	
50	383.5	224.3				158.3		84.66	94.57		98.21	100.2	202.1	
60	461.8	270.4				207.2		105.4	135.7		134.2	141.8	239.0	
70	534.2	311.7				257.8		126.8	177.4		167.7	179.9	275.6	
80	602.2	348.9				310.0		148.9	216.1		197.7	214.7	312.0	
90	667.0	382.8				363.9		171.6	250.2		224.1	245.8	348.4	
100	729.0	413.7	441.8	521.4	472.7	419.6	555.6	195.3	279.0		247.5	273.0	384.6	
120	846.2	468.4	540.4	583.5	535.8	535.9	635.4	246.2	322.3		287.1	317.3	456.7	
140	955.6	515.7	629.9	643.5	602.8	657.9	715.9	302.5	351.7		320.2	351.9	528.4	
160	1058	557.1	719.3	705.6	670.8	783.7	796.3	365.2	373.6		348.8	380.3	599.6	
180	1155	593.8	809.1	769.5	740.2	910.5	877.5	435.3	392.2		373.7	404.5	670.0	
200	1247	626.8	898.5	834.6	811.4	1035	959.0	514.3	410.0		395.0	424.8	738.9	
220	1335	656.6	987.3	900.6	884.2	1155	1039	604.1	428.0		413.2	441.6	805.8	
240	1421	683.9	1076	968.1	958.5	1268	1117	708.2	446.0		428.9	455.1	869.5	
260	1507	709.1	1164	1038	1035	1370	1193	831.5	463.5		443.0	466.5	929.2	
280	1594	732.5	1251	1111	1115	1460	1269	981.0	479.1		457.0	477.4	983.6	
300	1684	754.5	1337	1189	1201	1537	1351	1167	491.3		472.8	490.2	1032	

Temp. K	Linear Thermal Expansion (in 10 ⁻⁵)												
	Al			Be				G-10		Inconel-718	Invar (Fe-36Ni)	Mo	Nb-Ti
	3003	5083	6061	(// <i>a</i> -axis)	(// <i>c</i> -axis)	Polycrystalline	Be-Cu	(norm-dir)	(warp-dir)				
4	-413.8		-413.8								-40		
6	-414.3		-414.3								-40		
8	-414.6		-414.6								-40		
10	-414.9		-414.9					-714.6			-40		
12	-415.2		-415.2					-713.3	-244.0		-40		
14	-415.3		-415.3					-712.1	-243.4		-40		
16	-415.4		-415.4					-710.7	-242.8		-40		
18	-415.5	-415.5	-415.5					-709.3	-242.2		-40		
20	-415.4	-415.4	-415.4					-707.9	-241.6	-238.9	-40	-92.4	-188.2
30	-414.3	-414.3	-414.3				-316.4	-699.7	-238.0	-238.4	-40	-92.46	-187.1
40	-411.5	-411.5	-411.5				-314.6	-690.1	-233.9	-236.9	-40	-92.04	-184.9
50	-407.3	-407.3	-407.3				-311.3	-679.0	-229.3	-234.5	-40	-91.21	-181.6
60	-401.6	-401.6	-401.6				-306.7	-666.5	-224.2	-231.2	-40	-89.98	-177.4
70	-394.5	-394.5	-394.5				-300.8	-652.6	-218.5	-227.0	-40	-88.39	-172.5
80	-386.1	-386.1	-386.1	-0.1480	-0.0970	-0.1313	-293.8	-637.2	-212.4	-222.1	-40.21	-86.45	-166.9
90	-376.4	-376.4	-376.4	-0.1468	-0.0967	-0.1302	-285.8	-620.5	-205.8	-216.3	-38.20	-84.19	-160.7
100	-365.4	-365.4	-365.4	-0.1450	-0.0960	-0.1287	-276.8	-602.4	-198.8	-209.9	-36.13	-81.64	-154.1
120	-340.2	-340.2	-340.2	-0.1395	-0.0935	-0.1240	-256.2	-562.1	-183.5	-194.9	-31.84	-75.74	-147.1
140	-310.8	-310.8	-310.8	-0.1316	-0.0892	-0.1172	-232.9	-516.4	-166.6	-177.6	-27.45	-68.91	-139.8
160	-277.8	-277.8	-277.8	-0.1213	-0.0832	-0.1083	-207.3	-465.4	-148.4	-158.2	-23.04	-61.31	-132.3
180	-241.5	-241.5	-241.5	-0.1088	-0.0755	-0.0973	-179.9	-409.3	-129.0	-137.0	-18.70	-53.08	-124.7
200	-202.6	-202.6	-202.6	-0.0942	-0.0660	-0.0844	-150.9	-348.2	-108.5	-114.4	-14.53	-44.34	-117.0
220	-161.5	-161.5	-161.5	-0.0774	-0.0547	-0.0696	-120.6	-282.1	-87.16	-90.64	-10.62	-35.22	-109.2
240	-118.6	-118.6	-118.6	-0.0588	-0.0419	-0.0529	-89.16	-211.2	-65.01	-66.17	-7.062	-25.80	-101.3
260	-74.40	-74.40	-74.40	-0.0382	-0.0273	-0.0345	-56.57	-135.6	-42.27	-41.26	-3.941	-16.18	-93.46
280	-29.45	-29.45	-29.45	-0.0160	-0.0113	-0.0144	-22.76	-55.33	-19.08	-16.25	-1.352	-6.431	-85.61
300	15.81	15.81	15.81	0.0079	0.0063	0.0073	12.43	29.44	4.398	8.536	0.6163	3.390	-77.77

Linear Thermal Expansion (in 10^{-5}), continued															
Temp. K	Fe-Ni Alloys					Polystyrene		Polyurethane		Polyvinyl Chloride (PVC)	Sapphire	Stainless Steel			
	Fe-2.25Ni	Fe-3.5Ni	Fe-5.0Ni	Fe-9.0 Ni	Polyamide (Nylon)	51.42 kg m ⁻³	102.2 kg m ⁻³	32.04 kg m ⁻³	64.07 kg m ⁻³			304	304L	310	316
4	-210.5	-210.5	-210.5	-210.5	-1389	-1697	-1742			-1025		-297.0	-297.0	-297.0	-297.0
6	-210.6	-210.6	-210.6	-210.6	-1389	-1698	-1738			-1020		-297.6	-297.6	-297.6	-297.6
8	-210.5	-210.5	-210.5	-210.5	-1388	-1698	-1735			-1016		-298.1	-298.1	-298.1	-298.1
10	-210.5	-210.5	-210.5	-210.5	-1388	-1697	-1732			-1011		-298.6	-298.6	-298.6	-298.6
12	-210.4	-210.4	-210.4	-210.4	-1387	-1696	-1730			-1006		-299.0	-299.0	-299.0	-299.0
14	-210.2	-210.2	-210.2	-210.2	-1386	-1694	-1727			-1001	-79.13	-299.4	-299.4	-299.4	-299.4
16	-210.1	-210.1	-210.1	-210.1	-1384	-1691	-1724			-996.6	-79.16	-299.6	-299.6	-299.6	-299.6
18	-209.9	-209.9	-209.9	-209.9	-1383	-1688	-1721			-991.7	-79.19	-299.8	-299.8	-299.8	-299.8
20	-209.6	-209.6	-209.6	-209.6	-1381	-1685	-1718	-808.3	-1050	-986.7	-79.21	-300.0	-300.0	-300.0	-300.0
30	-207.9	-207.9	-207.9	-207.9	-1369	-1660	-1702	-803.6	-1036	-961.0	-79.29	-299.7	-299.7	-299.7	-299.7
40	-205.4	-205.4	-205.4	-205.4	-1352	-1624	-1679	-795.4	-1019	-934.0	-79.25	-297.9	-297.9	-297.9	-297.9
50	-202.2	-202.2	-202.2	-202.2	-1331	-1579	-1647	-784.1	-998.9	-905.9	-79.07	-294.7	-294.7	-294.7	-294.7
60	-198.3	-198.3	-198.3	-198.3	-1306	-1525	-1605	-769.9	-975.6	-876.8	-78.73	-290.2	-290.2	-290.2	-290.2
70	-193.8	-193.8	-193.8	-193.8	-1278	-1464	-1551	-752.9	-949.5	-846.9	-78.21	-284.5	-284.5	-284.5	-284.5
80	-188.8	-188.8	-188.8	-188.8	-1246	-1398	-1489	-733.5	-921.0	-816.2	-77.49	-277.7	-277.7	-277.7	-277.7
90	-183.3	-183.3	-183.3	-183.3	-1211	-1329	-1419	-711.8	-890.1	-784.8	-76.54	-269.9	-269.9	-269.9	-269.9
100	-177.3	-177.3	-177.3	-177.3	-1173	-1257	-1346	-688.1	-857.3	-752.7	-75.36	-261.2	-261.2	-261.2	-261.2
120	-164.1	-164.1	-164.1	-164.1	-1090	-1117	-1203	-635.1	-786.3	-686.9	-72.23	-241.3	-241.3	-241.3	-241.3
140	-149.6	-149.6	-149.6	-149.6	-997.9	-979.1	-1059	-575.9	-709.3	-619.1	-68.01	-218.6	-218.6	-218.6	-218.6
160	-133.8	-133.8	-133.8	-133.8	-897.2	-842.6	-916.7	-511.6	-627.6	-549.2	-62.65	-193.7	-193.7	-193.7	-193.7
180	-117.0	-117.0	-117.0	-117.0	-788.5	-706.8	-777.2	-443.1	-542.0	-477.0	-56.12	-167.1	-167.1	-167.1	-167.1
200	-99.05	-99.05	-99.05	-99.05	-671.9	-571.7	-640.6	-371.2	-453.1	-402.2	-48.44	-139.1	-139.1	-139.1	-139.1
220	-80.06	-80.06	-80.06	-80.06	-546.8	-438.1	-506.0	-296.3	-361.3	-324.1	-39.65	-110.2	-110.2	-110.2	-110.2
240	-59.90	-59.90	-59.90	-59.90	-412.3	-307.4	-372.2	-218.9	-266.8	-241.7	-29.84	-80.50	-80.50	-80.50	-80.50
260	-38.39	-38.39	-38.39	-38.39	-266.9	-182.1	-236.6	-138.9	-169.3	-154.0	-19.10	-50.35	-50.35	-50.35	-50.35
280	-15.27	-15.27	-15.27	-15.27	-109.0	-65.04	-96.21	-56.39	-68.57	-59.6	-7.589	-19.87	-19.87	-19.87	-19.87
300	9.770	9.770	9.770	9.770	64.02	39.90	53.03	28.96	36.16	43.09	4.523	10.86	10.86	10.86	10.86

Linear Thermal Expansion (in 10^{-5}),
continued

Temp. K	Stycast 2850 FT (Epoxy)	Teflon	Ti-6Al- 4V
4	-44.57	-2127	-171.9
6	-44.53	-2127	-172.3
8	-44.48	-2127	-172.5
10	-44.43	-2127	-172.8
12	-44.38	-2126	-173.0
14	-44.32	-2125	-173.2
16	-44.25	-2123	-173.4
18	-44.18	-2121	-173.5
20	-44.11	-2119	-173.6
30	-43.68	-2102	-173.4
40	-43.15	-2077	-172.5
50	-42.53	-2047	-170.7
60	-41.80	-2012	-168.2
70	-40.99	-1972	-165.0
80	-40.08	-1930	-161.1
90	-39.08	-1886	-156.6
100	-37.99	-1839	-151.6
120	-35.55	-1742	-139.9
140	-32.76	-1639	-126.4
160	-29.65	-1529	-111.4
180	-26.20	-1406	-95.39
200	-22.43	-1265	-78.55
220	-18.32	-1095	-61.28
240	-13.87	-883.3	-43.92
260	-9.082	-615.6	-26.82
280	-3.936	-273.8	-10.30
300	1.579	162.2	5.285

Coefficient of Thermal Expansion, CTE

Temp. K	Cu (OFHC) 10^{-6}K^{-1}	Sapphire 10^{-6}K^{-1}	Si 10^{-8}K^{-1}	Phosphor-bronze 10^{-6}K^{-1}
4	0.002281	0.0001060	0.001296	
6	0.009244	0.0003781	0.003072	
8	0.01893	0.0008953	0.01037	
10	0.03338	0.0016535	0.02458	0.06000
12	0.05522	0.0027127	0.04800	0.1048
14	0.08720	0.0041822	0.08294	0.1657
16	0.1321	0.0061990	0.1331	0.2444
18	0.1927	0.0089156	0.1103	0.3421
20	0.2715	0.01249	-0.04541	0.4599
30	0.9888	0.04771	-0.3407	1.352
40	2.229	0.1152	-5.330	2.667
50	3.790	0.2093	-16.61	4.215
60	5.426	0.3323	-29.23	5.807
70	6.968	0.5154	-40.33	7.309
80	8.335	0.8437	-46.61	8.653
90	9.506		-47.18	9.815
100	10.49		-42.69	10.80
120	12.02		-21.48	12.32
140	13.13		11.13	13.39
160	13.97		49.33	14.17
180	14.65		87.86	14.78
200	15.21		123.6	15.29
220	15.67		156.3	15.73
240	16.05		185.1	16.12
260	16.33		210.8	16.48
280	16.51		233.1	16.78
300	16.58		252.6	17.04

Temp. K	Youngs Modulus, E (in GPa)									
	Al		Invar (Fe-36Ni)	Fe-Ni Alloys				Stainless Steel		
	5083	6061		Fe-2.25Ni	Fe-3.5Ni	Fe-5.0Ni	Fe-9.0Ni	304	310	316
2	80.85	77.73	141.6	217.7	215.4	209.2	205.4			
4	80.87	77.75	141.7	217.7	215.4	209.2	205.4	210.1	206.7	
6	80.89	77.76	141.7	217.7	215.4	209.3	205.4	210.2	206.7	
8	80.90	77.78	141.7	217.7	215.4	209.3	205.5	210.2	206.7	207.9
10	80.91	77.79	141.7	217.7	215.4	209.3	205.5	210.2	206.7	207.8
12	80.92	77.80	141.7	217.7	215.4	209.4	205.5	210.2	206.7	207.8
14	80.92	77.80	141.7	217.7	215.4	209.4	205.5	210.1	206.7	207.9
16	80.93	77.81	141.7	217.7	215.4	209.4	205.5	210.1	206.7	207.9
18	80.93	77.81	141.7	217.7	215.4	209.4	205.5	210.1	206.6	208.0
20	80.93	77.81	141.7	217.7	215.4	209.4	205.5	210.1	206.6	208.1
30	80.90	77.78	141.6	217.7	215.4	209.5	205.6	210.4	206.5	208.8
40	80.82	77.71	141.4	217.6	215.3	209.5	205.5	211.7	206.3	209.3
50	80.70	77.60	141.1	217.4	215.1	209.5	205.4	213.4	206.0	209.6
60	80.54	77.46	140.8	217.2	214.9	209.4	205.2	214.6	205.7	209.5
70	80.34	77.28	140.5	217.0	214.6	209.3	205.0	214.5	205.3	209.3
80	80.11	77.08	140.1	216.7	214.3	209.1	204.8	214.4	204.9	209.0
90	79.85	76.86	139.9	216.4	214.0	208.9	204.5	214.1	204.5	208.7
100	79.56	76.61	139.7	216.0	213.6	208.7	204.2	213.7	204.0	208.2
120	78.92	76.07	139.5	215.2	212.8	208.1	203.5	212.8	202.9	207.2
140	78.21	75.48	139.7	214.3	211.9	207.3	202.7	211.5	201.7	206.0
160	77.45	74.86	140.3	213.3	211.0	206.4	201.8	210.1	200.4	204.7
180	76.65	74.21	141.3	212.3	210.0	205.4	200.9	208.7	199.1	203.3
200	75.82	73.56	142.8	211.2	208.9	204.3	199.9	207.2	197.7	201.8
220	74.98	72.89	144.6	210.2	207.9	203.1	198.9	205.6	196.3	200.3
240	74.14	72.22	146.7	209.1	206.8	201.9	197.9	204.1	194.8	198.8
260	73.30	71.54	148.8	208.0	205.7	200.6	196.9	202.4	193.4	197.3
280	72.46	70.83	150.8	206.9	204.7	199.4	195.9	200.7	191.9	195.7
300	71.62	70.10	152.4	205.8	203.6	198.2	194.9	198.8	190.3	194.1

HEAT CAPACITY OF SELECTED SOLIDS

This table gives the molar heat capacity at constant pressure of representative metals, semiconductors, and other crystalline solids as a function of temperature in the range 200 to 600 K.

References

1. Chase, M. W., et al., *JANAF Thermochemical Tables, 3rd ed.*, J. Phys. Chem. Ref. Data, 14, Suppl. 1, 1985.
2. Garvin, D., Parker, V. B., and White, H. J., *CODATA Thermodynamic Tables*, Hemisphere Press, New York, 1987.
3. DIPPR Database of Pure Compound Properties, Design Institute for Physical Properties Data, American Institute of Chemical Engineers, New York, 1987.

Name	C_p in J/mol K						
	200 K	250 K	300 K	350 K	400 K	500 K	600 K
Aluminum	21.33	23.08	24.25	25.11	25.78	26.84	27.89
Aluminum oxide	51.12	67.05	79.45	88.91	96.14	106.17	112.55
Anthracene	138.6	173.9	210.7	248.8	288.4		
Benzoic acid	102.7	123.5	147.4	172.0			
Beryllium	9.98	13.58	16.46	18.53	19.95	21.94	23.34
Biphenyl	131.0	162.5	197.2				
Boron	5.99	8.82	11.40	13.65	15.69	18.72	20.78
Calcium	24.54	25.41	25.94	26.32	26.87	28.49	30.38
Calcium carbonate	66.50	75.66	83.82	91.51	96.97	104.52	109.86
Calcium oxide	33.64	38.59	42.18	45.07	46.98	49.33	50.72
Cesium chloride	50.13	51.34	52.48	53.58	54.68	56.90	59.10
Chromium	19.86	22.30	23.47	24.39	25.23	26.63	27.72
Cobalt	22.23	23.98	24.83	25.68	26.53	28.20	29.66
Copper	22.63	23.77	24.48	24.95	25.33	25.91	26.48
Copper oxide	34.80		42.41	44.95	46.78	49.19	50.83
Copper sulfate	77.01	89.25	99.25	107.65	114.93	127.19	136.31
Germanium			23.25	23.85	24.31	24.96	25.45
Gold			25.41	25.37	25.51	26.06	26.65
Graphite	5.01	6.82	8.58	10.24	11.81	14.62	16.84
Hexachlorobenzene	162.7	183.6	202.4				
Iodine	51.57	53.24	54.51	58.60			
Iron	21.59	23.74	25.15	26.28	27.39	29.70	32.05
Lead	25.87	26.36	26.85	27.30	27.72	28.55	29.40
Lithium	21.57	23.42	24.64	25.96	27.60	29.28	
Lithium chloride	43.35	46.08	48.10	49.66	50.97	53.34	55.59
Magnesium	22.72	24.02	24.90	25.57	26.14	27.17	28.18
Magnesium oxide			37.38	40.59	42.77	45.56	47.30
Manganese	23.05	24.95	26.35	27.52	28.53	30.29	31.90
Naphthalene	105.8	134.1	167.8	204.1			
Potassium	27.00	28.01	29.60				
Potassium chloride	48.44	50.10	51.37	52.31	53.08	54.71	56.35
Silicon	15.64	18.22	20.04	21.28	22.14	23.33	24.15
Silicon dioxide	32.64	39.21	44.77	49.47	53.43	59.64	64.42
Silver			25.36	25.55	25.79	26.36	26.99
Sodium	22.45	27.01	28.20	30.14			
Sodium chloride	46.89	48.85	50.21	51.25	52.14	53.96	55.81
Tantalum	24.08	24.86	25.31	25.60	25.84	26.35	26.84
Titanium	22.37	24.07	25.28	26.17	26.86	27.88	28.60
Tungsten	22.49	23.69	24.30	24.65	24.92	25.36	25.79
Vanadium	21.88	23.70	24.93	25.68	26.23	26.94	27.49
Zinc	24.05	25.02	25.45	25.88	26.35	27.39	28.59
Zirconium	23.87	24.69	25.22	25.61	25.93	26.56	27.28

THERMAL AND PHYSICAL PROPERTIES OF PURE METALS

This table gives the following properties for the metallic elements:

t_m :	Melting point in °C
t_b :	Normal boiling point in °C, at a pressure of 101.325 kPa (760 Torr)
$\Delta_{\text{fus}}H$:	Enthalpy of fusion at the melting point in J g ⁻¹
ρ :	Density at 25 °C in g cm ⁻³
α :	Coefficient of linear expansion at 25 °C in K ⁻¹ (the quantity listed is 10 ⁶ × α)
c_p :	Specific heat capacity at constant pressure at 25 °C in J g ⁻¹ K ⁻¹
λ :	Thermal conductivity at 27 °C in W m ⁻¹ K ⁻¹

References

1. Dinsdale, A. T., *CALPHAD* 15, 317, 1991 [melting point, enthalpy of fusion].
2. Touloukian, Y. S., *Thermophysical Properties of Matter*, Vol. 12, Thermal Expansion, IFI/Plenum, New York, 1975 [coefficient of expansion, density].
3. Ho, C. Y., Powell, R. W., and Liley, P. E., *J. Phys. Chem. Ref. Data* 3, Suppl. 1, 1974 [thermal conductivity].
4. Cox, J. D., Wagman, D. D., and Medvedev, V. A., *CODATA Key Values for Thermodynamics*, Hemisphere Publishing Corp., New York, 1989 [heat capacity].
5. Glushko, V. P., Ed., *Thermal Constants of Substances*, VINITI, Moscow, 1965-1981 [enthalpy of fusion, heat capacity].
6. Wagman, D. D., Evans, W. H., Parker, V. B., Schumm, R. H., Halow, L., Bailey, S. M., Churney, K. L., and Nuttall, R. L., *The NBS Tables of Chemical Thermodynamic Properties*, *J. Phys. Chem. Ref. Data* 11, Suppl. 2, 1982 [heat capacity].
7. Gschneidner, K. A., *Bull. Alloy Phase Diagrams* 11, 216-224, 1990 [various properties of the rare earth metals].
8. Hellwege, K. H., Ed., *Landolt Börnstein, Numerical Values and Functions in Physics, Chemistry, Astronomy, Geophysics, and Technology*, Vol. 2, Part 1, Mechanical-Thermal Properties of State, 1971 [density].
9. *Physical Encyclopedic Dictionary*, Vol. 1-5, Encyclopedia Publishing House, Moscow, 1960-66.

Metal (symbol)	Atomic weight	t_m °C	t_b °C	$\Delta_{\text{fus}}H$ J g ⁻¹	ρ g cm ⁻³	$\alpha \times 10^6$ K ⁻¹	c_p J g ⁻¹ K ⁻¹	λ W m ⁻¹ K ⁻¹
Actinium (Ac)	227	1050	3198	52.9	10		0.12	
Aluminum (Al)	26.98	660.323	2519	397.0	2.70	23.1	0.897	237
Antimony (Sb)	121.76	630.628	1587	162.5	6.68	11.0	0.207	24.3
Barium (Ba)	137.33	727	1845	51.8	3.62	20.6	0.204	18.4
Beryllium (Be)	9.01	1287	2468	876.1	1.85	11.3	1.825	200
Bismuth (Bi)	208.98	271.406	1564	53.1	9.79	13.4	0.122	7.87
Cadmium (Cd)	112.41	321.069	767	55.2	8.69	30.8	0.231	96.8
Calcium (Ca)	40.08	842	1484	213.1	1.54	22.3	0.647	200
Cerium (Ce)	140.12	799	3443	39.0	6.770	6.3	0.192	11.3
Cesium (Cs)	132.91	28.5	671	15.7	1.93	97	0.242	35.9
Chromium (Cr)	52.00	1907	2671	403.9	7.15	4.9	0.449	93.7
Cobalt (Co)	58.93	1495	2927	274.9	8.86	13.0	0.421	100
Copper (Cu)	63.55	1084.62	2560	208.7	8.96	16.5	0.385	401
Dysprosium (Dy)	162.50	1412	2567	69.8	8.55	9.9	0.173	10.7
Erbium (Er)	167.26	1529	2868	119	9.07	12.2	0.168	14.5
Europium (Eu)	151.96	822	1529	60.6	5.24	35.0	0.182	13.9
Gadolinium (Gd)	157.25	1313	3273	61.5	7.90	9.4	0.235	10.5
Gallium (Ga)	69.72	29.7646	2229	80.1	5.91	18	0.373	40.6
Gold (Au)	196.97	1064.18	2836	63.7	19.3	14.2	0.129	317
Hafnium (Hf)	178.49	2233	4600	152.4	13.3	5.9	0.144	23.0
Holmium (Ho)	164.93	1472	2700	71.3	8.80	11.2	0.165	16.2
Indium (In)	114.82	156.60	2027	28.7	7.31	32.1	0.233	81.6
Iridium (Ir)	192.22	2446	4428	213.9	22.56	6.4	0.131	147
Iron (Fe)	55.85	1538	2861	247.3	7.87	11.8	0.449	80.2
Lanthanum (La)	138.91	920	3464	44.6	6.15	12.1	0.195	13.4
Lead (Pb)	207.2	327.462	1749	23.0	11.3	28.9	0.130	35.3
Lithium (Li)	6.94	180.50	1342	432	0.534	46	3.582	84.7
Lutetium (Lu)	174.97	1663	3402	106.6	9.84	9.9	0.154	16.4
Magnesium (Mg)	24.31	650	1090	348.9	1.74	24.8	1.023	156
Manganese (Mn)	54.94	1246	2061	235.0	7.3	21.7	0.479	7.82
Mercury (Hg)	200.59	-38.829	356.619	11.4	13.5336	60.4	0.140	8.34
Molybdenum (Mo)	95.96	2622	4639	390.6	10.2	4.8	0.251	138

Metal (symbol)	Atomic weight	t_m °C	t_b °C	$\Delta_{fus}H$ J g ⁻¹	ρ g cm ⁻³	$\alpha \times 10^6$ K ⁻¹	c_p J g ⁻¹ K ⁻¹	λ W m ⁻¹ K ⁻¹
Neodymium (Nd)	144.24	1016	3074	49.5	7.01	9.6	0.190	16.5
Neptunium (Np)	237	644		13.5	20.2			6.3
Nickel (Ni)	58.69	1455	2913	297.8	8.90	13.4	0.444	90.7
Niobium (Nb)	92.91	2477	4741	323	8.57	7.3	0.265	53.7
Osmium (Os)	190.23	3033	5008	304.1	22.59	5.1	0.130	87.6
Palladium (Pd)	106.42	1554.8	2963	157.3	12.0	11.8	0.244	71.8
Platinum (Pt)	195.08	1768.2	3825	113.7	21.5	8.8	0.133	71.6
Plutonium (Pu)	244	640	3228	11.6	19.7	46.7		6.74
Polonium (Po)	209	254	962	48	9.20	23.5		20
Potassium (K)	39.10	63.5	759	59.7	0.89	83.3	0.757	102.4
Praseodymium (Pr)	140.91	931	3520	48.9	6.77	6.7	0.193	12.5
Promethium (Pm)	145	1042	3000		7.26	11	0.19	15
Protactinium (Pa)	231.04	1572		53.4	15.4			
Radium (Ra)	226	696		34	5			
Rhenium (Re)	186.21	3185	5590	183.0	20.8	6.2	0.137	47.9
Rhodium (Rh)	102.91	1963	3695	258.4	12.4	8.2	0.243	150
Rubidium (Rb)	85.47	39.30	688	25.6	1.53		0.363	58.2
Ruthenium (Ru)	101.07	2333	4147	381.8	12.1	6.4	0.238	117
Samarium (Sm)	150.36	1072	1794	57.3	7.52	12.7	0.196	13.3
Scandium (Sc)	44.96	1541	2836	313.6	2.99	10.2	0.568	15.8
Silver (Ag)	107.87	961.78	2162	104.8	10.5	18.9	0.235	429
Sodium (Na)	22.99	97.794	882.940	113.1	0.97	71	1.228	141
Strontium (Sr)	87.62	777	1377	84.8	2.64	22.5	0.306	35.3
Tantalum (Ta)	180.95	3017	5455	202.1	16.4	6.3	0.140	57.5
Technetium (Tc)	98	2157	4262	339.7	11			50.6
Terbium (Tb)	158.93	1359	3230	63.9	8.23	10.3	0.182	11.1
Thallium (Tl)	204.38	304	1473	20.3	11.8	29.9	0.129	46.1
Thorium (Th)	232.04	1750	4785	59.5	11.7	11.0	0.118	54.0
Thulium (Tm)	168.93	1545	1950	99.7	9.32	13.3	0.160	16.9
Tin (Sn)	118.71	231.928	2586	60.2	7.265	22.0	0.227	66.6
Titanium (Ti)	47.87	1670	3287	295.6	4.506	8.6	0.524	21.9
Tungsten (W)	183.84	3414	5555	284.5	19.3	4.5	0.132	174
Uranium (U)	238.03	1135	4131	38.4	19.1	13.9	0.116	27.6
Vanadium (V)	50.94	1910	3407	422	6.0	8.4	0.489	30.7
Ytterbium (Yb)	173.05	824	1196	44.3	6.90	26.3	0.155	38.5
Yttrium (Y)	88.91	1522	3345	128.1	4.47	10.6	0.298	17.2
Zinc (Zn)	65.38	419.527	907	108.1	7.14	30.2	0.388	116
Zirconium (Zr)	91.22	1854	4406	230.2	6.52	5.7	0.278	22.7

THERMOPHYSICAL PROPERTIES OF STAINLESS STEEL 310

Stainless steel is used in a wide variety of applications, especially at high temperatures. This table gives properties of a reference standard Stainless Steel 310 certified by the U. K. National Physical Laboratory. The properties are:

a : thermal diffusivity in $\text{mm}^2 \text{s}^{-1}$
 c_p : specific heat capacity at constant pressure in $\text{J g}^{-1} \text{K}^{-1}$
 ρ : density in g cm^{-3}
 k : thermal conductivity in $\text{W m}^{-1} \text{K}^{-1}$

With kind permission from Springer Science+Business Media: International Journal of Thermophysics, 28, 674, 2007, Table II.

Reference

Blumm, J., Lindemann, A. Niedrig, B., and Campbell, R., *Int. J. Thermophys.* 28, 674, 2007.

$t/^{\circ}\text{C}$	$a/\text{mm}^2 \text{s}^{-1}$	$c_p/\text{J g}^{-1} \text{K}^{-1}$	$\rho/\text{g cm}^{-3}$	$k/\text{W m}^{-1} \text{K}^{-1}$
-125	3.170	0.376	7.878	9.39
-100	3.130	0.411	7.871	10.12
-75	3.145	0.435	7.863	10.76
-50	3.170	0.451	7.855	11.23
-25	3.210	0.464	7.846	11.69
0	3.256	0.475	7.838	12.12
25	3.352	0.483	7.829	12.67
50	3.439	0.490	7.820	13.18
101	3.611	0.501	7.801	14.11
150	3.763	0.512	7.782	14.99
200	3.917	0.518	7.762	15.75
250	4.075	0.525	7.742	16.56
300	4.205	0.533	7.722	17.31
350	4.331	0.541	7.701	18.04
400	4.455	0.548	7.681	18.75
450	4.571	0.555	7.660	19.43
500	4.686	0.562	7.639	20.12
550	4.806	0.570	7.618	20.86
600	4.920	0.595	7.596	22.24
651	5.058	0.601	7.574	23.02
701	5.179	0.607	7.551	23.74
750	5.207	0.611	7.529	23.95
800	5.288	0.617	7.506	24.49
850	5.404	0.624	7.483	25.23
901	5.506	0.633	7.460	26.00
950	5.618	0.645	7.436	26.94
1000	5.707	0.655	7.411	27.70

THERMAL CONDUCTIVITY OF METALS AND SEMICONDUCTORS AS A FUNCTION OF TEMPERATURE

This table gives the temperature dependence of the thermal conductivity of several metals and of carbon, germanium, and silicon. For graphite, separate entries are given for the thermal conductivity parallel (\parallel) and perpendicular (\perp) to the layer planes. The thermal conductivity of all these materials is very sensitive to impurities at low temperatures, especially below 100 K. Therefore, the values given here should be regarded as typical values for a highly purified specimen; the thermal conductivity of different specimens can vary by more than an order of magnitude in the low-temperature range. See Reference 2 for details.

References

1. Ho, C. Y., Powell, R. W., and Liley, P. E., *J. Phys. Chem. Ref. Data*, 1, 279, 1972.
2. White, G. K., and Minges, M. L., *Thermophysical Properties of Some Key Solids*, CODATA Bulletin No. 59, 1985.

Thermal Conductivity in W/cm K										
Carbon (C)										
T/K	Ag	Al	Au	Diamond (type)			Pyrolytic graphite		Cr	Cu
				I	IIa	IIb		⊥		
1	39.4	41.1	5.46						0.402*	42.2
2	78.3	81.8	10.9	0.0138*	0.033*	0.0200*			0.803	84.0
3	115	121	16.1	0.0461	0.111	0.0676			1.20	125
4	147	157	20.9	0.108	0.261	0.160			1.60	162
5	172	188	25.2	0.206	0.494	0.307			2.00	195
6	187	213	28.5	0.344	0.820	0.510			2.39	222
7	193	229	30.9	0.523	1.24	0.778			2.27	239
8	190	237	32.3	0.762	1.77	1.12			3.14	248
9	181	239	32.7	1.05	2.41	1.53			3.50	249
10	168	235	32.4	1.40	3.17	2.03	0.811	0.0116	3.85	243
15	96.0	176	24.6	3.96	8.65	5.66			5.24	171
20	51.0	117	15.8	7.87	16.8	11.2	4.20	0.0397	5.93	108
30	19.3	49.5	7.55	18.8	38.9	26.5	9.86	0.0786	5.49	44.5
40	10.5	24.0	5.15	29.4	65.9	44.0	16.4	0.120	4.25	21.7
50	7.0	13.5	4.21	35.3	92.1	59.1	23.1	0.152	3.17	12.5
60	5.5	8.5	3.74	37.4	112	67.5	29.8	0.173	2.48	8.29
70	4.97	5.85	3.48	36.9	119	69.1	36.6	0.181	2.07	6.47
80	4.71	4.32	3.32	35.1	117	65.7	42.8	0.181	1.84	5.57
90	4.60	3.42	3.28	32.7	109	60.0	47.5	0.176	1.69	5.08
100	4.50	3.02	3.27	30.0	100	54.2	49.7	0.168	1.59	4.82
150	4.32	2.48	3.25	19.5	60.2	32.5	45.1	0.125	1.29	4.29
200	4.30	2.37	3.23	14.1	40.3	22.6	32.3	0.0923	1.11	4.13
250	4.29	2.35	3.21	11.0	29.7	17.0	24.4	0.0711	1.00	4.06
300	4.29	2.37	3.17	8.95	23.0	13.5	19.5	0.0570	0.937	4.01
350	4.27	2.40	3.14	7.55*	18.5*	11.1*	16.2	0.0477	0.929	3.96
400	4.25	2.40	3.11	6.5*	15.4*	9.32*	13.9	0.0409	0.909	3.93
500	4.19	2.36	3.04				10.8	0.0322	0.860	3.86
600	4.12	2.31	2.98				8.92	0.0268	0.807	3.79
800	3.96	2.18	2.84				6.67	0.0201	0.713	3.66
1000	3.79		2.70				5.34	0.0160	0.654	3.52
1200	3.61*		2.55				4.48	0.0134	0.619	3.39
1400							3.84	0.0116	0.588	
1600							3.33	0.0100	0.556	
1800							2.93	0.00895	0.526*	
2000							2.62	0.00807	0.494*	

T/K	Fe	Ge ^a	Mg	Ni	Pb	Pt	Si ^a	Sn	Ti	W
1	1.71	0.274	9.86	2.17	27.9	2.31	0.0693*	183	0.0144*	14.4
2	3.42	2.06	19.6	4.34	44.6	4.60	0.454	323	0.0288*	28.7
3	5.11	5.35	29.0	6.49	35.8	6.79	1.38	297	0.0432	42.8
4	6.77	8.77	37.6	8.59	22.2	8.8	2.97	181	0.0575	56.3
5	8.39	11.6	45.0	10.6	13.8	10.5	5.27	117	0.0719	68.7
6	9.93	13.9	50.8	12.5	8.10	11.8	8.23	76	0.0863	79.5
7	11.4	15.5	54.7	14.2	4.86	12.6	11.7	52	0.101	88.0
8	12.7	16.6	56.7	15.8	3.20	12.9	15.5	36	0.115	93.8
9	13.9	17.3	57.0	17.1	2.30	12.8	19.5	26	0.129	96.8
10	14.8	17.7	55.8	18.1	1.78	12.3	23.3	19.3	0.143	97.1
15	17.0	17.3	41.1	19.5	0.845	8.41	41.6	6.3	0.212	72.0
20	15.4	14.9	27.2	16.5	0.591	4.95	49.8	3.2	0.275	40.5
30	10.0	10.8	12.9	9.56	0.477	2.15	48.1	1.79	0.365	14.4
40	6.23	7.98	7.19	5.82	0.451	1.39	35.3	1.33	0.390	6.92
50	4.05	6.15	4.65	4.00	0.436	1.09	26.8	1.15	0.374	4.27
60	2.85	4.87	3.27	3.08	0.425	0.947	21.1	1.04	0.355	3.14
70	2.16	3.93	2.49	2.50	0.416	0.862	16.8	0.96	0.340	2.58
80	1.75	3.25	2.02	2.10	0.409	0.815	13.4	0.915	0.326	2.29
90	1.50	2.70	1.78	1.83	0.403	0.789	10.8	0.880	0.315	2.17
100	1.34	2.32	1.69	1.64	0.397	0.775	8.84	0.853	0.305	2.08
150	1.04	1.32	1.61	1.22	0.379	0.740	4.09	0.779	0.270	1.92
200	0.94	0.968	1.59	1.07	0.367	0.726	2.64	0.733	0.245	1.85
250	0.865	0.749	1.57	0.975	0.360	0.718	1.91	0.696	0.229	1.80
300	0.802	0.599	1.56	0.907	0.353	0.716	1.48	0.666	0.219	1.74
350	0.744	0.495	1.55	0.850	0.347	0.717	1.19	0.642	0.210	1.67
400	0.695	0.432	1.53	0.802	0.340	0.718	0.989	0.622	0.204	1.59
500	0.613	0.338	1.51	0.722	0.328	0.723	0.762	0.596	0.197	1.46
600	0.547	0.273	1.49	0.656	0.314	0.732	0.619		0.194	1.37
800	0.433	0.198	1.46*	0.676		0.756	0.422		0.197	1.25
1000	0.323	0.174		0.718		0.787	0.312		0.207	1.18
1200	0.283	0.174		0.762		0.826	0.257		0.220	1.12
1400	0.312			0.804		0.871	0.235		0.236	1.08
1600	0.330					0.919	0.221		0.253	1.04
1800	0.345*					0.961			0.270*	1.01
2000						0.994*				0.98

^a Values below 300 K are typical values.

* Extrapolated.

THERMAL CONDUCTIVITY OF ALLOYS AS A FUNCTION OF TEMPERATURE

This table lists the thermal conductivity of selected alloys at various temperatures. The indicated compositions refer to weight percent. Since the thermal conductivity is sensitive to exact composition and processing history, especially at low temperatures, these values should be considered approximate.

References

1. Powell, R. L., and Childs, G. E., in *American Institute of Physics Handbook, 3rd Edition*, Gray, D. E., Ed., McGraw-Hill, New York, 1972.
2. Ho, C. Y., et al., *J. Phys. Chem. Ref. Data*, 7, 959, 1978.

		Thermal conductivity in W/m K							
Alloy		4 K	20 K	77 K	194 K	273 K	373 K	573 K	973 K
Aluminum:	1100	50	240	270	220	220			
	2024	3.2	17	56	95	130			
	3003	11	58	140	150	160			
	5052	4.8	25	77	120	140			
	5083, 5086	3	17	55	95	120			
	Duralumin	5.5	30	91	140	160	180		
Bismuth:	Rose metal		5.5	8.3	14	16			
	Wood's metal	4	17	23					
Copper:	electrolytic tough pitch	330	1300	550	400	390	380	370	350
	free cutting, leaded	200	800	460	380	380			
	phosphorus, deoxidized	7.5	42	120	190	220			
	brass, leaded	2.3	12	39	70	120			
	bronze, 68% Cu; 32% Zn	2.3	16	48	92	110			
	beryllium	2	17	36	70	90	113	172	
	german silver	0.75	7.5	17	20	23	25	30	40
	silicon bronze A		3.4	11	23	30			
	manganin	0.48	3.2	14	17	22			
	constantan	0.9	8.6	17	19	22			
Ferrous:	commercial pure iron	15	72	106	82	76	66	54	34
	plain carbon steel(AISI 1020)	13	20	58	65	65			
	plain carbon steel(AISI 1095)		8.5	31	41	45			
	3% Ni; 0.7% Cr; 0.6% Mo		6	22		33	35	36	30
	4% Si					20	24	28	26
	stainless steel	0.3	2	8	13	14	16	19	25
	27% Ni; 15% Cr		1.7	55		11	12	16	21
Gold:	colbalt thermocouple	1.2	8.6	20					
	65% Au; 35% Ag		12	24		61	89		
Indium:	85.5% In; 14.5% Pb	1.9	7.8	24	41				
Lead:	60% Pb; 40% Sn (soft solder)		28	44					
	64.35% Pb; 35.65% In	0.8	3.26	9.1		20.2			
Nickel:	80% Ni; 20% Cr					12	14	17	23
	contracid	0.2	2	7.3	9.5	13			
	inconel	0.5	4.2	12.5	13	15	16	19	26
	monel	0.9	7.1	15	20	21	24	30	43
Platinum:	90% Pt; 10% Ir					31	31.4		
	90% Pt; 10% Rh					30.1	30.5		
Silver:	silver solder		12	34	58				
	normal Ag thermocouple	48	230	310					
Tin:	60% Sn; 40% Pb	16	55	51					
Titanium:	5.5% Al; 2.5% Sn;0.2% Fe		1.8	4.3	6.4	7.8	8.4	10.8	
	4.7% Mn; 3.99% Al; 0.14% C		1.7	4.5	6.5	8.5			

THERMAL CONDUCTIVITY OF CRYSTALLINE DIELECTRICS

This table lists the thermal conductivity of a number of crystalline dielectrics, including some that find use as optical materials. Values are given at temperatures for which data are available.

Reference

Powell, R. L., and Childs, G. E., in *American Institute of Physics Handbook, 3rd Edition*, Gray, D. E., Ed., McGraw-Hill, New York, 1972.

Material	T/K	Ther. cond. W/m K
AgCl	223	1.3
	273	1.2
	323	1.1
	373	1.1
Al,B silicate (tourmaline) to c axis	398	2.9
	540	3.2
	723	3.5
Al,Be silicate (beryl)	315	6.4
Al,F silicate (topaz) to c axis	315	17.7
	358	15.6
	417	13.3
Al,Fe silicate (garnet)	315	35.8
	358	35.4
	377	35.6
Al ₂ O ₃ (sapphire): 36° to c axis	4.2	110
	20	3500
	35	6000
	77	1100
	373	2.6
⊥ to c axis	523	3.9
	773	5.8
	773	5.8
Al ₂ O ₃ (sintered)	4.2	0.5
	20	23
	77	150
	194	48
	273	35
	373	26
	973	8
Ar	8	6.0
	10	3.7
	20	1.4
	77	0.31
As ₂ S ₃ (glass)	283	0.16
	323	0.21
	373	0.27
BN	1047	36.2
	1475	22.7
	1928	21.9
	2111	18.5
BaF ₂	225	20
	260	13.4
	305	10.9
	370	10.5
BaTiO ₃	5	4.2
	30	24.0
	40	25.0
	100	12.0
	250	4.8
BeO	300	6.2
	4.2	0.3
	4.2	0.3

Material	T/K	Ther. cond. W/m K
	20	16
	77	270
	373	210
	573	120
	1273	29
Bi ₂ Te ₃	80	6.4
	204	2.8
	303	3.6
	370	4.6
C (diamond) type I	4.2	13
	20	800
	77	3550
	194	1450
	273	1000
CaCO ₃ to c axis	83	25
	273	5.5
	83	17
	194	6.5
⊥ to c axis	273	4.6
	373	3.6
	83	39
	223	18
	273	10
CaF ₂	323	9.2
	373	9
	422	11.3
	160	7.0
CaWO ₄ (scheelite)	297	3.6
	422	2.9
	223	1.2
	273	0.94
CdTe	323	0.81
	373	0.77
	223	1.4
	273	1.2
CsI	323	1
	373	0.95
	102	3.74
	163	7.76
Cu ₂ O (cuprite)	299	5.58
	360	4.86
	4.5	27.4
	20.5	293.0
Fe ₃ O ₄ (magnetite)	126.5	7.4
	304	7.0
	4.2	0.095
	20	0.13
Glass: phoenix	77	0.37
	4.2	0.058
	4.2	0.058
plastic perspex	4.2	0.058
	4.2	0.058

Solids

Material	T/K	Ther. cond. W/m K
pyrex	20	0.074
	77	0.44
	194	0.88
	273	1
H ₂ (para + 0.5% ortho)	2.5	100
	3	150
	4	200
	6	30
H ₂ O (ice)	10	3
	173	3.5
	223	2.8
	273	2.2
He ³ (high pressure)	0.6	25
	1	2
	1.5	0.57
	2	0.21
He ⁴ (high pressure)	0.5	42
	0.8	120
	1	24
	2	0.18
I ₂	300	0.45
	325	0.42
	350	0.4
KBr	2	150
	4.2	360
	100	12
	273	5
	323	4.8
	373	4.8
KCl	4.2	500
	25	140
	80	35
	194	10
	273	7.0
	323	6.5
KI	373	6.3
	4.2	700
	80	13
	194	4.6
Kr	273	3.1
	4.2	0.48
	10	1.7
	20	1.2
LaF ₃	77	0.36
	78	7.8
	197	5.0
	274	5.4
LiF	4.2	620
	20	1800
	77	150
MgO·Al ₂ O ₃ (spinel)	373	13
	773	8.5
MnO	4.2	0.25
	40	55
	120	8
	573	3.5

Material	T/K	Ther. cond. W/m K
NaCl	4.2	440
	20	300
	77	30
	273	6.4
NaF	323	5.6
	373	5.4
	5	1100
	50	250
Ne	100	90
	2	3.0
	3	4.6
	4.2	4.2
NH ₄ Cl	10	0.8
	20	0.3
	77	17
	194	23
NH ₄ H ₂ PO ₄	230	38
	273	27
	315	0.71
	339	0.71
NiO	313	1.26
	342	1.34
	4.2	5.9
	40	400
SiO ₂ (quartz)	194	82
	20	720
	194	20
	273	12
SiO ₂ (fused silica)	20	370
	194	10
	273	6.8
	4.2	0.25
SrTiO ₃	20	0.7
	77	0.8
	194	1.2
	273	1.4
TiBr	373	1.6
	673	1.8
	5	2.4
	30	21.0
TiCl	40	19.2
	100	18.5
	250	12.5
	300	11.2
TiO ₂ (rutile)	316	0.59
	311	0.75
	4.2	200
	20	1000
TiO ₂ (rutile)	273	13
	4.2	160
	20	690
	273	9

THERMAL CONDUCTIVITY OF CERAMICS AND OTHER INSULATING MATERIALS

Thermal conductivity values for ceramics, refractory oxides, and miscellaneous insulating materials are given here. The thermal conductivity refers to samples with the density indicated in the second column. Since most of these materials are highly variable, the values should only be considered as a rough guide.

References

1. Powell, R. L., and Childs, G. E., in *American Institute of Physics Handbook, 3rd Edition*, Gray, D. E., Ed., McGraw-Hill, New York, 1972.
2. Perry, R. H., and Green, D., *Perry's Chemical Engineers' Handbook, Sixth Edition*, McGraw-Hill, New York, 1984.

Material	Dens. g/cm ³	<i>t</i> °C	Ther. cond. W/m K	Material	Dens. g/cm ³	<i>t</i> °C	Ther. cond. W/m K
Alumina (Al ₂ O ₃)	3.8	100	30			400	0.09
		400	13		0.5	0	0.09
		1300	6			400	0.16
		1800	7.4	Ebonite	1.2	0	0.16
	3.5	100	17	Felt, flax	0.2	30	0.05
		800	7.6		0.3	30	0.04
Al ₂ O ₃ + MgO		100	15	Fuller's earth	0.53	30	0.1
		400	10	Glass wool	0.2	−200 to 20	0.005
		1000	5.6			50	0.04
Asbestos	0.4	−100	0.07			100	0.05
		0	0.09			300	0.08
		100	0.10	Graphite			
Asbestos + 85% MgO	0.3	30	0.08	100 mesh	0.48	40	0.18
Asphalt	2.1	20	0.06	20-40 mesh	0.7	40	1.29
Beryllia (BeO)	2.8	100	210	Linoleum cork	0.54	20	0.08
		400	90	Magnesia (MgO)		100	36
		1000	20			400	18
		1800	15			1200	5.8
	1.85	50	64			1700	9.2
		200	40	MgO + SiO ₂		100	5.3
		600	23			400	3.5
Brick, dry	1.54	0	0.04			1500	2.3
Brick, refractory:				Mica:			
alosite		1000	1.3	muscovite		100	0.72
aluminous	1.99	400	1.2			300	0.65
		1000	1.3			600	0.69
diatomaceous	0.77	100	0.2	phlogopite		100	0.66
		500	0.24	Canadian		300	0.19
	0.4	100	0.08			600	0.2
		500	0.1	Micanite		30	0.3
fireclay	2	400	1	Mineral wool	0.15	30	0.04
		1000	1.2	Perlite, expanded	0.1	−200 to 20	0.002
silicon carbide	2	200	2	Plastics:			
		600	2.4	bakelite	1.3	20	1.4
vermiculite	0.77	200	0.26	celluloid	1.4	30	0.02
		600	0.31	polystyrene foam	0.05	−200 to 20	0.033
Calcium oxide		100	16	mylar foil	0.05	−200 to 20	0.0001
		400	9	nylon		−253	0.10
		1000	7.5			−193	0.23
Cement mortar	2	90	0.55			25	0.30
Charcoal	0.2	20	0.055			−253	0.13
Coal	1.35	20	0.26			−193	0.16
Concrete	1.6	0	0.8			25	0.26
Cork	0.05	0	0.03			230	2.5
		100	0.04	urethane foam	0.07	20	0.06
	0.35	0	0.06	Porcelain		90	1
		100	0.08	Rock:			
Cotton wool	0.08	30	0.04	basalt		20	2
Diatomite	0.2	0	0.05	chalk		20	0.92

Solids

Material	Dens. g/cm ³	<i>t</i> °C	Ther. cond. W/m K	Material	Dens. g/cm ³	<i>t</i> °C	Ther. cond. W/m K
granite	2.8	20	2.2	Uranium dioxide		100	9.8
limestone	2	20	1			400	5.5
sandstone	2.2	20	1.3			1000	3.4
slate, ⊥		95	1.4	Wood:			
slate, ∥		95	2.5	balsa, ⊥	0.11	30	0.04
Rubber:				fir, ⊥	0.54	20	0.14
sponge	0.2	20	0.05	fir, ∥	0.54	20	0.35
92 percent		25	0.16	oak		20	0.16
Sand, dry	1.5	20	0.33	plywood		20	0.11
Sawdust	0.2	30	0.06	pine, ⊥	0.45	60	0.11
Shellac		20	0.23	pine, ∥	0.45	60	0.26
Silica aerogel	0.1	−200 to 20	0.003	walnut, ⊥	0.65	20	0.14
Snow	0.25	0	0.16	Wool	0.09	30	0.04
Steel wool	0.1	55	0.09	Zinc oxide		200	17
Thoria (ThO ₂)		100	10			800	5.3
		400	5.8	Zirconia (ZrO ₂)		100	2
		1500	2.4			400	2
Titanium dioxide		100	6.5			1500	2.5
		400	3.8	Zirconia + silica		200	5.6
		1200	3.3			600	4.6
						1500	3.7

THERMAL CONDUCTIVITY OF GLASSES

This table gives the composition of various types of glasses and of the variability of glasses, the data should be regarded as only the thermal conductivity k as a function of temperature. Because approximate.

Type of glass	Composition			t °C	k W/m K	
	SiO ₂ (wt%)	Other oxides (wt%)				
Vitreous silica	100			−150	0.85	
				−100	1.05	
				−50	1.20	
				0	1.30	
				50	1.40	
				100	1.50	
Vycor glass	96	B ₂ O ₃	3	−100	1.00	
				0	1.25	
				100	1.40	
Pyrex type chemically resistant borosilicate glasses	80–81	B ₂ O ₃	12–13	−100	0.90	
		Na ₂ O	4	0	1.10	
		Al	2	100	1.25	
Borosilicate crown glasses	60–65	B ₂ O ₃	15–20	−100	0.65–0.75	
				0	0.90–0.95	
				100	1.00–1.05	
	65–70	B ₂ O ₃	10–15	−100	0.75–0.80	
				0	0.95–1.00	
				100	1.05–1.15	
	70–75	B ₃ O ₃	5–10	−100	0.80–0.85	
				0	1.05–1.10	
				100	1.15–1.20	
	Zinc crown glasses (i)	55–65	ZnO Remainder: B ₂ O ₃ , Al ₂ O ₃	5–15	−100	0.88–0.92
					0	1.10–1.15
					100	1.15–1.25
ZnO Remainder: Na ₂ O, K ₂ O			5–15	−100	0.60–0.70	
				0	0.70–0.90	
				100	0.85–0.95	
ZnO Remainder: B ₂ O ₃ , Al ₂ O ₃			15–25	−100	0.88–0.92	
				0	1.10–1.15	
				100	1.15–1.20	
ZnO Remainder: Na ₂ O, K ₂ O			15–25	−100	0.65–0.80	
				0	0.85–0.95	
				100	0.90–1.05	
Zinc crown glasses (ii)	65–75	ZnO Remainder: B ₂ O ₃ , Al ₂ O ₃	5–15	−100	0.88–0.92	
				0	1.15–1.15	
				100	1.20–1.30	
		ZnO Remainder: Na ₂ O, K ₂ O	5–15	−100	0.70–0.85	
				0	0.90–1.05	
				100	1.00–1.15	
		ZnO	15–25	−100	0.90–0.95	

Type of glass	Composition			t °C	k W/m K	
	SiO ₂ (wt%)	Other oxides (wt%)				
		Remainder: B ₂ O ₃ , Al ₂ O ₃				
Barium crown glasses	31	ZnO 15–25		–100	0.65–0.85	
		Remainder: Na ₂ O, K ₂ O		0	0.85–1.00	
				100	1.05–1.20	
	41	B ₂ O ₃	12	–100	0.55	
		Al ₂ O ₃	8	0	0.70	
		BaO	48	100	0.80	
	47	B ₂ O ₃	6	–100	0.60	
		Al ₂ O ₃	2	0	0.75	
		ZnO	8	100	0.85	
		BaO	43			
	65	B ₂ O ₃	4	–100	0.65	
		Na ₂ O	1	0	0.75	
		K ₂ O	7	100	0.90	
		ZnO	8			
		BaO	32			
	Borate glasses	9	B ₂ O ₃	2	–100	0.70
			Na ₂ O	5	0	0.90
			K ₂ O	15	100	1.00
			ZnO	2		
BaO			10			
Borate flint glass	0	B ₂ O ₃	36	–100	0.55	
		Na ₂ O	1	0	0.65	
		K ₂ O	2	100	0.80	
		PbO	36			
		Al ₂ O ₃	10			
		ZnO	6			
Borate flint glass	0	B ₂ O ₃	56	–100	0.50	
		Al ₂ O ₃	12	0	0.65	
		PbO	32	100	0.85	
Borate flint glass	0	B ₂ O ₃	43	–100	0.40	
		Al ₂ O ₃	5	0	0.55	
		PbO	52	100	0.70	
Borate glass	4	B ₂ O ₃	55	–100	0.65	
		Al ₂ O ₃	14	0	0.80	
		PbO	11	100	0.90	
		K ₂ O	4			
		ZnO	12			
Borate crown glass	0	B ₂ O ₃	64	–100	0.50	
		Na ₂ O	8	0	0.65	
		K ₂ O	3	100	0.85	
		BaO	4			
		PbO	3			
		Al ₂ O ₃	18			
Light borate crown glass	0	B ₂ O ₃	69	–100	0.55	
		Na ₂ O	8	0	0.70	

Type of glass	Composition		t °C	k W/m K		
	SiO ₂ (wt%)	Other oxides				
		(wt%)				
Zinc borate glass	0	BaO	5	100	0.90	
		Al ₂ O ₃	18			
		B ₂ O ₃	40	−100	0.65	
		ZnO	60	0	0.75	
				100	0.85	
Phosphate crown glasses						
Potash phosphate glass	0	P ₂ O ₅	70	0	0.75	
		B ₂ O ₃	3	100	0.85	
		K ₂ O	12			
		Al ₂ O ₃	10			
		MgO	4			
Baryta phosphate glass	0	P ₂ O ₅	60	45	0.75	
		B ₂ O ₃	3			
		Al ₂ O ₃	8			
		BaO	28			
Soda-lime glasses	75	Na ₂ O	17	−100	0.75	
		CaO	8	0	0.95	
				100	1.10	
	75	Na ₂ O	12	−100	0.90	
		CaO	13	0	1.10	
				100	1.15	
	72	Na ₂ O	15	−100	0.80	
		CaO	11	0	1.00	
		Al ₂ O ₃	2	100	1.15	
	65	Na ₂ O	25	−100	0.65	
		CaO	10	0	0.85	
				100	0.95	
	65	Na ₂ O	15	−100	0.85	
		CaO	20	0	1.00	
				100	1.10	
	60	Na ₂ O	20	−100	0.75	
		CaO	20	0	0.90	
				100	1.00	
	Other crown glasses					
	Crown glass	75	Na ₂ O	9	−100	0.80
			K ₂ O	11	0	1.00
			CaO	5	100	1.10
	High dispersion crown glass	68	Na ₂ O	16	−100	0.65
			ZnO	3	0	0.85
PbO			13	100	1.00	
Miscellaneous flint glasses						
(i) Silicate flint glasses						
Light flint glasses	65	PbO	25	−100	0.65–0.70	
		Others	10	0	0.88–0.92	
				100	1.00–1.05	
	55	PbO	35	−100	0.60–0.65	

Type of glass	Composition		<i>t</i> °C	<i>k</i> W/m K
	SiO ₂ (wt%)	Other oxides		
		(wt%)		
Ordinary flint glass	45	Others	10	0
				0.75–0.85
				100
				0.88–0.92
Heavy flint glass	35	PbO	45	–100
				0.50–0.60
		Others	10	0
				0.65–0.75
				100
Very heavy flint glasses	25	PbO	73	–100
				0.40–0.45
		Others	2	0
				0.55–0.60
				100
(ii) Borosilicate flint glass	33	PbO	80	–100
				0.40
				0
				0.50
				100
(iii) Barium flint glass	50	BaO	24	–100
				0.60
		PbO	6	0
				0.70
		K ₂ O	8	100
Other glasses	59	Na ₂ O	3	
		ZnO	8	
		Sb ₂ O ₃	1	
Potassium glass	63	K ₂ O	33	50
		CaO	8	
				0.88–0.92
Iron glasses	67	Fe ₂ O ₃	10	–100
				0.80
		Na ₂ O	17	0
				0.95
		MgO	4	100
	62	CaO	3	
		Al ₂ O ₃	2	
Rock glasses	67	Fe ₂ O ₃	15	0
				0.88–0.92
		Na ₂ O ₃	18	100
				1.00–1.05
Obsidian	62	Fe ₂ O ₃	20	0
				0.85–0.90
		Na ₂ O	18	100
				0.95–1.00
Artificial diabase				

THERMOELECTRIC PROPERTIES OF METALS AND SEMICONDUCTORS

Lev I. Berger

There are three thermoelectric phenomena that result from correlation between propagation of heat through a conductor and displacement of the current carriers in the conductor. The Seebeck effect (Ref. 1) consists of formation of an electric current in an electrical circuit formed by two dissimilar conductors if the contacts between the conductors are held at different temperatures. A reverse phenomenon, the Peltier effect (Ref. 2), consists of formation of a temperature difference between the contacts in a circuit of this type if an electric current is created in the circuit by an external current source to which the circuit is connected. W. Thomson (Lord Kelvin), who explained both effects (Refs. 3,4), predicted and experimentally confirmed the existence of another thermoelectric phenomenon, named the Thomson effect, which consists of absorption or release of heat in a uniform conductor with a current passing through it when a temperature gradient (positive or negative) is present along the current direction.

The electromotive force, ΔU , which creates the Seebeck current in the circuit, is the algebraic sum of the emf's created in each of the conductors, and is proportional to the temperature difference, ΔT , between the electrical contact points: $\Delta U = \Delta U_1 + \Delta U_2 = \alpha_1 \Delta T + \alpha_2 \Delta T$. The coefficient of proportionality, α , called the Seebeck coefficient or thermoelectric power or thermal electromotive force (thermal emf), of each of the two materials depends on the electrical properties and temperature of the material. The Peltier effect is measured by the amount of heat, ΔQ , released or absorbed in a unit of time (in addition to the Joule heat) at a contact of two dissimilar conductors with electric current ΔI passing through the contact: $\Delta Q = \Pi \Delta I$. Thomson showed that $\Pi = \alpha T$. The Thomson effect's heat, dQ , released or absorbed in a unit of time along a part of a conductor of length dx is proportional to the current magnitude I , the temperature gradient along the conductor $\partial T/\partial x$, and the increment dx : $dQ = \tau I (\partial T/\partial x) dx$. Thomson showed that the magnitude of the coefficient of proportionality, τ , later named the Thomson coefficient, depends on only the properties of the conductor and the ambient temperature and correlates with the other thermoelectric parameters of a material through the equation $\tau = T(\partial \alpha/\partial T)$.

Another thermoelectric phenomenon, called the Bridgman effect or the internal Peltier effect (Ref. 5), occurs when an electric current passes through an anisotropic crystal, resulting in absorption or liberation of heat because of non-uniformity in current distribution.

In view of the correlations between α , Π , and τ , we need only to present data for one of these parameters, namely, thermal emf α and its dependence on temperature. These values are presented below,

first for metals and then for semiconductors. In accordance with modern theory of solids, thermal emf in semiconductors is up to three or even four orders of magnitude higher than that in metals (Ref. 9).

The accuracy of the data presented in this table is dependent on a number of factors. The thermal emf of a material is sensitive to negligibly small amounts of impurities in the material, which may be below the limits of sensitivity of the chemical analysis; to orientation of crystal grains in a sample of the material, and to thermal processing of the material.

References

1. Seebeck, T. J., *Abhand. Deut. Akad. Wiss. Berlin*, 265–373, 1822.
2. Peltier, J. C. A., *Ann. Chem.*, LVI, 371–387, 1834.
3. Thomson, W., *Proc. Roy. Soc. Edinburgh*, 91–98, 1851.
4. Thomson, W., *Math. and Phys. Papers, Cambridge*, 1, 558, 1882; 2, 306, 1882.
5. Bridgman, P. W., *Proc. Natl. Acad. Sci. USA*, 13(2), 46–50, 1927; *Phys. Rev.* 30, 911–921 (1927).
6. Blatt, F. J., *Thermoelectric Power of Metals*. Plenum Press, NY 1976.
7. Foiles, C. L., Thermopower of Pure Metals and Dilute Alloys, in *Landolt-Bornstein. Numerical Data and Functional Relationships in Science and Technology. New Series. Group III*, v. 15, Metals. Springer-Verlag, NY, 1985.
8. Burkov, A. T., and Vedernikov, M. V., in *CRC Handbook of Thermoelectrics*, D. M. Rowe, Ed., CRC Press, Boca Raton, FL, 1995, pp. 387–399.
9. Ioffe, A. F., *Semiconductor Thermoelements and Thermoelectric Cooling*, Infosearch Ltd., 1957.
10. Berger, L. I., and Prochuchan, V. D., *Ternary Diamond-Like Semiconductors*, Cons. Bureau, Plenum Press, New York, 1969.
11. Rowe, D. M., Ed., *Thermoelectrics Handbook Macro to Nano*, Taylor & Francis, Boca Raton, 2006.
12. Berger, L. I., *Semiconductor Materials*, CRC Press, Boca Raton, FL, 1996.
13. Glazov, V. M., Tshizhevskaya, S. N., and Glagoleva, N. N., *Liquid Semiconductors*, Nauka Publ. House, Moscow, 1967.
14. Shay, J. L., and Wernick, J. H., *Ternary Chalcopyrite Semiconductors: Growth, Electronic Properties and Applications*, Pergamon Press, New York, 1975.
15. Heikes, R. R., and Ure, R. W., *Thermoelectricity: Science and Engineering*, Interscience Publ., New York, 1961.
16. Goland, A. N., and Ewald, A. W., *Phys. Rev.* 104, 948 (1956).
17. Tauc, J., *Photo and Thermoelectric Effects in Semiconductors*, Pergamon, New York, 1962.
18. Dugdale, J. S., *The Electrical Properties of Metals and Alloys*, Edward Arnold, London, 1977.
19. Rowe, D. M., Ed., *CRC Handbook of Thermoelectrics*, CRC Press, Boca Raton, FL, 1994.

Thermoelectric Properties of Elemental Metals

	Thermal emf $\alpha(T)$ in $\mu\text{V/K}$ at Temperature T				
	100 K	300 K	500 K	1000 K	1500 K
Ag	0.73	1.51	2.82	7.95	
Al	–2.2	–1.66	1.96		
Au	0.82	1.94	2.86	3.85	
Ba	–4	12.1	28.5		
Be	–2.5	1.7	2.7	7.9	
Ca	1.05	10.3	17.1		
Cd	–0.05	2.55			
Ce	13.6	6.2	5.2	–4.8	
Co	–8.43	–30.8	–44.8	–35.9	–7.8
Cr	5	21.8	16.6	17.9	5.7

	Thermal emf $\alpha(T)$ in $\mu\text{V/K}$ at Temperature T				
	100 K	300 K	500 K	1000 K	1500 K
Cs		–0.9			
Cu	1.19	1.83	2.83	5.36	
Dy	–4.1	–1.8	0.9	2.3	
Er	–3.8	–0.1	1.9	4.2	
Eu	5.3	24.5	46		
Fe	11.6	15	3	0.4	
Ga	0.5				
Gd	–4.6	–1.6	–0.5	–0.8	
Hf	0	5.5	5.7	–0.5	
Ho	–6.7	–1.6	1.4	2.8	

	Thermal emf $\alpha(T)$ in $\mu\text{V/K}$ at Temperature T						Thermal emf $\alpha(T)$ in $\mu\text{V/K}$ at Temperature T				
	100 K	300 K	500 K	1000 K	1500 K		100 K	300 K	500 K	1000 K	1500 K
In	0.56	1.68				Re	-1.4	-5.9	-5.9	-1.9	1.8
Ir	1.42	0.86	-0.1	-2.7	-5.7	Rh	0.8	0.6	0.5	-1.5	
K	-5.2	-13.7				Ru	0.3	-1.4	-1.8	-4.2	-7.5
La	0.1	1.7	2	-1.7		Sc	-14.3	-19	-17.5	-5.4	10.2
Li	4.3					Sm	0.7	1.2	0.6	-3	
Lu	-6.9	-4.3	-2.6	0		Sn	-0.04	-1			
Mg	-2.1	-1.46				Sr	-3	1.1	4.2		
Mn	-2.5	-9.8	-8.4	-1.5		Ta	0.7	-1.9	-2.3	1.6	7.2
Mo	0.1	5.6	11.4	17.4	13.7	Tb	-1.6	-1	0.3	0.6	
Na	-2.6	-6.3				Th	0.6	-3.2	-9.2	-14.3	-10.4
Nb	1.05	-0.44	-1.1	0.45	3.2	Ti	-2	9.1	5.3	-3.1	-0.5
Nd	-4	-2.3	0	-1.2		Tl	0.6	0.3	-1.5		
Ni	-8.5	-19.5	-25.8	-29.9		Tm	-1.3	1.9	2.7	2.2	
Np	8.9	-3.1				U	3	7.1	11	16.7	
Os	-3.2	-4.4	-4.7	-6.3	-8.5	V	2.9	0.23	1.1	4.6	
Pb	-0.58	-1.05	-1.5			W	-4.4	0.9	9	19.8	21.3
Pd	1.1	-10.7	-16.3	-32.3	-46.4	Y	-5.1	-0.7	0.3	2.9	6.6
Pt	-4.1	-5.3	-7.9	-8.2		Yb	5.1	30	20.3	12.3	
Pu	12					Zn	0.7	2.4			
Rb	-3.6	-10				Zr	4.4	8.9	4.6	-3	1.1

Thermoelectric Properties of Selected Semiconductors; Values Near Room Temperature unless Otherwise Indicated

Material	$\alpha/\mu\text{V K}^{-1}$	Material	$\alpha/\mu\text{V K}^{-1}$	Material	$\alpha/\mu\text{V K}^{-1}$
<i>Elemental Semiconductors</i>					
B	600 (500 K)	n-Si	300	p-Si	-500
n-Ge	600	p-Ge	-830	α -Sn	-40 (250 K)
<i>I-VI Compounds</i>					
Cu_2S	327	Cu_2Se	135	Cu_2Te	40
Ag_2Te	120				
<i>II-VI Compounds</i>					
ZnO	300	CdS	700	ZnSe	55
CdSe	200				
<i>III-V Compounds</i>					
GaN	70	GaP	1200	InP	-400
AlAs	70	n-GaAs	380	p-GaAs	-310
InAs	200	AlSb	500	n-GaSb	250
p-GaSb	-55	n-InSb	240	p-InSb	200
<i>V-VI Compounds</i>					
Sb_2Te_3	110	n- Bi_2Te_3	224	p- Bi_2Te_3	-227
<i>I-III-VI Compounds</i>					
CuAlS_2	50	AgInSe_2	-370	CuTlTe_2	80
CuGaSe	40	AgTlSe_2	800	AgAlTe_2	321
CuInSe_2	340	CuGaTe_2	340	AgGaTe_2	950
CuTlSe_2	-5	CuInTe_2	260	AgInTe_2	298
AgGaSe_2	90	CuTlTe_2	80		
<i>I-IV-VI Compounds</i>					
Cu_2GeS_3	300	Cu_2GeSe_3	100	Cu_2GeTe_3	10
Cu_2SnS_3	600	Cu_2SnSe_3	250	Cu_2SnTe_3	30
<i>I-V-VI Compounds</i>					
Cu_3AsS_4	130	Cu_3AsSe_4	120	Cu_3SbSe_4	200
<i>II-IV-V Compounds</i>					
ZnGeP_2	1200	ZnSiAs_2	1100	CdGeAs_2	190
CdSnAs_2	600				

FERMI ENERGY AND RELATED PROPERTIES OF METALS

Lev I. Berger

In the classical Drude theory of metals, the Maxwell-Boltzmann velocity distribution of electrons is used. It states that the number of electrons per unit volume with velocities in the range of $d\vec{v}$ about any magnitude \vec{v} at temperature T is

$$f_B(\vec{v})d\vec{v} = n \left(\frac{m}{2\pi k_B T} \right)^{3/2} \exp \left(-\frac{m\vec{v}^2}{2k_B T} \right) d\vec{v}$$

where n is the total number of conduction electrons in a unit volume of a metal, m is the free electron mass, and k_B is the Boltzmann constant. In an attempt to explain a substantial discrepancy between the experimental data on the specific heat of metals and the values calculated on the basis of the Drude model, Sommerfeld suggested a model of the metal in which the Pauli exclusion principle is applied to free electrons. In this case, the Maxwell-Boltzmann distribution is replaced by the Fermi-Dirac distribution:

$$f(\vec{v})d\vec{v} = 2 \left(\frac{m}{h} \right)^3 d\vec{v} \left\{ \exp \left[\left(\frac{m\vec{v}^2}{2} - k_B T_0 \right) / k_B T \right] + 1 \right\}^{-1}$$

Here h is the Planck constant and T_0 is a characteristic temperature which is determined by the normalization condition

$$n = \int d\vec{v} \cdot f(\vec{v})$$

The magnitude of T_0 is quite high; usually, $T_0 > 10^4$ K. So, at common temperatures ($T < 10^3$ K), the free electron density of a metal is much smaller than in the case of the Maxwell-Boltzmann distribution. This allows us to explain why the experimental data on specific heat for metals are close to those for insulators.

The maximum kinetic energy the electrons of a metal may possess at $T = 0$ K is called the Fermi energy, e.g.,

$$E_F = \frac{\hbar^2 k_F^2}{2m} = \left(\frac{e^2}{2k_B} \right) (k_F r_B)^2$$

where k_F is the Fermi momentum or the Fermi wave vector

$$k_F = (3\pi^2 n)^{1/3}$$

e is the electron charge, and r_B is the Bohr radius

$$r_B = \hbar^2 / m e^2 = 0.529 \cdot 10^{-10} \text{ m}$$

Another, more common expression for the Fermi energy is

$$E_F = \frac{1}{2} m v_F^2$$

where $v_F = \hbar k_F / m$ is the Fermi velocity which can be expressed using the concept of the electron radius, r_s . It is equal to radius of a sphere occupied by one free electron. If the total volume of a metal sample is V and the number of conduction electrons in this volume is N , then the volume per electron is equal to

$$\frac{V}{N} = \frac{1}{n} = \frac{4}{3} \pi r_s^3$$

and

$$r_s = \left(\frac{3}{4\pi n} \right)^{1/3}$$

The following table contains information pertinent to the Sommerfeld model for some metals. The magnitudes of T_0 are calculated using the expression

$$T_0 = \frac{E_F}{k_B} = \frac{58.2 \cdot 10^4}{(r_s / r_B)^2} \text{ K}$$

Ground State Properties of the Electron Gas in Some Metals

Metal	Valency	$n/10^{28} \text{ m}^{-3}$	r_s/pm	r_s/r_B	E_F/eV	$T_0/10^4 \text{ K}$	$k_F/10^{10} \text{ m}^{-1}$	$v_F/10^6 \text{ m s}^{-1}$
Li ^a	1	4.70	172	3.25	4.74	5.51	1.12	1.29
Na ^b	1	2.65	208	3.93	3.24	3.77	0.92	1.07
K ^b	1	1.40	257	4.86	2.12	2.46	0.75	0.86
Rb ^b	1	1.15	275	5.20	1.85	2.15	0.70	0.81
Cs ^b	1	0.91	298	5.62	1.59	1.84	0.65	0.75
Cu	1	8.47	141	2.67	7.00	8.16	1.36	1.57
Ag	1	5.86	160	3.02	5.49	6.38	1.20	1.39
Au	1	5.90	159	3.01	5.53	6.42	1.21	1.40
Be	2	24.7	99	1.87	14.3	16.6	1.94	2.25
Mg	2	8.61	141	2.66	7.08	8.23	1.36	1.58
Ca	2	4.61	173	3.27	4.69	5.44	1.11	1.28
Sr	2	3.55	189	3.57	3.93	4.57	1.02	1.18
Ba	2	3.15	196	3.71	3.64	4.23	0.98	1.13
Nb	1	5.56	163	3.07	5.32	6.18	1.18	1.37
Fe	2	17.0	112	2.12	11.1	13.0	1.71	1.98
Mn ^c	2	16.5	113	2.14	10.9	12.7	1.70	1.96
Zn	2	13.2	122	2.30	9.47	11.0	1.58	1.83

Metal	Valency	$n/10^{28} \text{ m}^{-3}$	r_s/pm	r_s/r_B	E_F/eV	$T_0/10^4 \text{ K}$	$k_F/10^{10} \text{ m}^{-1}$	$v_F/10^6 \text{ m s}^{-1}$
Cd	2	9.27	137	2.59	7.47	8.68	1.40	1.62
Hg ^a	2	8.65	140	2.65	7.13	8.29	1.37	1.58
Al	3	18.1	110	2.07	11.7	13.6	1.75	2.03
Ga	3	15.4	116	2.19	10.4	12.1	1.66	1.92
In	3	11.5	127	2.41	8.63	10.0	1.51	1.74
Tl	3	10.5	131	2.48	8.15	9.46	1.46	1.69
Sn	4	14.8	117	2.22	10.2	11.8	1.64	1.90
Pb	4	13.2	122	2.30	9.47	11.0	1.58	1.83
Bi	5	14.1	119	2.25	9.90	11.5	1.61	1.87
Sb	5	16.5	113	2.14	10.9	12.7	1.70	1.96

^a At 78 K.

^b At 5 K.

^c α -phase.

The data in the table are for atmospheric pressure and room temperature unless otherwise noted.

References

1. Drude, P., *Ann. Physik*, 1, 566, 1900; *ibid.*, 3, 369, 1900.

2. Sommerfeld, A. and Bethe, H., *Handbuch der Physik*, Chapter 3, Springer, 1933.

3. Wyckoff, R. W. G., *Crystal Structures*, 2nd. ed., Interscience, 1963.

4. Ashcroft, N. W. and Mermin, N. D., *Solid State Physics*, Holt, Rinehart and Winston, 1976.

PROPERTIES OF COMMERCIAL METALS AND ALLOYS

This table gives typical values of mechanical, thermal, and electrical properties of several common commercial metals and alloys. Values refer to ambient temperature (0 to 25 °C). All values should be regarded as typical, since these properties are dependent on the particular type of alloy, heat treatment, and other factors. Values for individual specimens can vary widely.

References

1. *ASM Metals Reference Book, Second Edition*, American Society for Metals, Metals Park, OH, 1983.
2. Lynch, C. T., *CRC Practical Handbook of Materials Science*, CRC Press, Boca Raton, FL, 1989.
3. Shackelford, J. F., and Alexander, W., *CRC Materials Science and Engineering Handbook*, CRC Press, Boca Raton, FL, 1991.

Common name	Thermal conductivity W/cm K	Density g/cm ³	Coeff. of linear expansion 10 ⁻⁶ /°C	Electrical resistivity μΩ cm	Modulus of elasticity GPa	Tensile strength MPa	Approx. melting point °C
Ingot iron	0.7	7.86	11.7	9.7	205	–	1540
Plain carbon steel AISI-SAE 1020	0.52	7.86	11.7	18	205	450	1515
Stainless steel type 304	0.15	7.9	17.3	72	195	550	1425
Cast gray iron	0.47	7.2	10.5	67	90	180	1175
Malleable iron		7.3	12	30	170	345	1230
Hastelloy C	0.12	8.94	11.3	125	200	780	1350
Inconel	0.15	8.25	11.5	103	200	800	1370
Aluminum alloy 3003, rolled	1.9	2.73	23.2	3.7	70	110	650
Aluminum alloy 2014, annealed	1.9	2.8	23.0	3.4	70	185	650
Aluminum alloy 360	1.5	2.64	21.0	7.5	70	325	565
Copper, electrolytic (ETP)	3.9	8.94	16.5	1.7	120	300	1080
Yellow brass (high brass)	1.2	8.47	20.3	6.4	100	300-800	930
Aluminum bronze	0.7	7.8	16.4	12	120	400-600	1050
Beryllium copper 25	0.8	8.23	17.8	7	130	500-1400	925
Cupronickel 30%	0.3	8.94	16.2		150	400-600	1200
Red brass, 85%	1.6	8.75	18.7	11	90	300-700	1000
Chemical lead	0.35	11.34	29.3	21	13	17	327
Antimonial lead (hard lead)	0.3	10.9	26.5	23	20	47	290
Solder 50-50	0.5	8.89	23.4	15	–	42	215
Magnesium alloy AZ31B	1.0	1.77	26	9	45	260	620
Monel	0.3	8.84	14.0	58	180	545	1330
Nickel (commercial)	0.9	8.89	13.3	10	200	460	1440
Cupronickel 55-45 (constantan)	0.2	8.9	18.8	49	160	–	1260
Titanium (commercial)	1.8	4.5	8.5	43	110	330-500	1670
Zinc (commercial)	1.1	7.14	32.5	6	–	130	419
Zirconium (commercial)	0.2	6.5	5.85	41	95	450	1855

HARDNESS OF MINERALS AND CERAMICS

There are several hardness scales for describing the resistance of a material to indentation or scratching. This table lists a number of common materials in order of increasing hardness. Values are given, when available, on three different hardness scales: the original Mohs Scale (range 1 to 10); the modified Mohs Scale (range 1 to 15), and the Knoop Hardness Scale. In the last case, a load of 100 g is assumed.

Reference

Shackelford, J. F. and Alexander, W., *CRC Materials Science and Engineering Handbook*, CRC Press, Boca Raton, FL, 1991.

Material	Formula	Mohs	Modified mohs	Knoop
Graphite	C	0.5		
Talc	3MgO·4SiO ₂ ·H ₂ O	1	1	
Alabaster	CaSO ₄ ·2H ₂ O	1.7		
Gypsum	CaSO ₄ ·2H ₂ O	2	2	32
Halite (rock salt)	NaCl	2		
Stibnite (antimonite)	Sb ₂ S ₃	2.0		
Galena	PbS	2.5		
Mica		2.8		
Calcite	CaCO ₃	3	3	135
Barite	BaSO ₄	3.3		
Marble		3.5		
Aragonite	CaCO ₃	3.5		
Dolomite	CaMg(CO ₃) ₂	3.5		
Fluorite	CaF ₂	4	4	163
Magnesia	MgO	5		370
Apatite	CaF ₂ ·3Ca ₃ (PO ₄) ₂	5	5	430
Opal		5		
Feldspar (orthoclase)	K ₂ O·Al ₂ O ₃ ·6SiO ₂	6	6	560
Augite		6		
Hematite	Fe ₂ O ₃	6		750
Magnetite	Fe ₃ O ₄	6		
Rutile	TiO ₂	6.2		
Pyrite	FeS ₂	6.3		
Agate	SiO ₂	6.5		
Uranium dioxide	UO ₂	6.7		600
Silica (fused)	SiO ₂		7	
Quartz	SiO ₂	7	8	820
Flint		7		
Silicon	Si	7		
Andalusite	Al ₂ OSiO ₄	7.5		
Zircon	ZrSiO ₄	7.5		
Zirconia	ZrO ₂			1200
Aluminum nitride	AlN			1225
Beryl	Be ₃ Al ₂ Si ₆ O ₁₈	7.8		
Beryllia	BeO			1300
Topaz	Al ₂ SiO ₄ (OH,F) ₂	8	9	1340
Garnet	Al ₂ O ₃ ·3FeO·3SiO ₂		10	1360
Emery	Al ₂ O ₃ (impure)	8		
Zirconium nitride	ZrN	8+		1510
Zirconium boride	ZrB ₂			1560
Titanium nitride	TiN	9		1770
Zirconia (fused)	ZrO ₂		11	
Tantalum carbide	TaC			1800
Tungsten carbide	WC			1880
Corundum (alumina)	Al ₂ O ₃	9		2025
Zirconium carbide	ZrC			2150
Alumina (fused)	Al ₂ O ₃		12	
Beryllium carbide	Be ₂ C			2400
Titanium carbide	TiC			2470
Carborundum (silicon carbide)	SiC	9.3	13	2500
Aluminum boride	AlB			2500
Tantalum boride	TaB ₂			2600
Boron carbide	B ₄ C		14	2800
Boron	B	9.5		
Titanium boride	TiB ₂			2850
Diamond	C	10	15	7000

Section 13

Polymer Properties

Abbreviations Used in Polymer Science and Technology	13-1
Physical Properties of Selected Polymers	13-3
Nomenclature for Organic Polymers	13-5
Solvents for Common Polymers	13-9
Glass Transition Temperature for Selected Polymers	13-10
Dielectric Constant of Selected Polymers	13-17
Second Virial Coefficients of Polymer Solutions	13-18
Pressure–Volume–Temperature Relationships for Polymer Melts	13-21
Upper Critical (UCST) and Lower Critical (LCST) Solution Temperatures of Binary Polymer Solutions	13-26
Vapor Pressures (Solvent Activities) for Binary Polymer Solutions	13-40
Specific Enthalpies of Solution of Polymers and Copolymers	13-45
Solubility Parameters of Selected Polymers	13-69

This page intentionally left blank

ABBREVIATIONS USED IN POLYMER SCIENCE AND TECHNOLOGY

ABA	triblock copolymers; acrylonitrile-butadiene acrylate	G	molar attraction constant
ABS	copolymer of acrylonitrile, butadiene, and styrene	GF	glass reinforced
ACS	acrylonitrile-chlorinated polyethylene styrene terpolymer	GRS	poly(butadiene- <i>co</i> -styrene)
AIBN	2,2'-azobisisobutyronitrile	HDPE	high-density polyethylene
AMA	acrylate maleic anhydride terpolymer	HIPS	high-impact polystyrene
AMMA	acrylate-methyl methacrylate copolymer	HMC	high strength molding compound
AN	acrylonitrile	HMWHDPE	high-molecular-weight high-density polyethylene
AP	ethylene-propylene copolymers	I	ionomer
APO	amorphous polyolefin	IIR	butyl rubber
AS	acrylonitrile styrene copolymer	IPN	interpenetrating polymer network
ASA	acrylonitrile-styrene-acrylonitrile block	K	constant in Mark-Houwink equation
ATR	attenuated total reflectance spectroscopy	LC	liquid crystal
AU	polyurethane	LCP	liquid crystal polymer
BMC	bulk molding compound	LDPE	low-density polyethylene
BMI	bis maleimide	LLDPE	linear low-density polyethylene
BPO	benzoyl peroxide	LPE	linear polyethylene
CA	cellulose acetate	MA	maleic anhydride
CAB	cellulose acetate butyrate	MABS	methyl methacrylate ABS copolymer
CAP	cellulose acetate propionate	MBS	methyl methacrylate butadiene styrene terpolymer
CAR	carbon fiber	MDPE	medium density polyethylene
CED	cohesive energy density	MDI	methylene diphenylisocyanate
CFRP	carbon reinforced plastics	MF	melamine-formaldehyde resin
CMC	carboxymethylcellulose	MP	melamine phenolic
CN	cellulose nitrate	MWD	molecular weight distribution
COC	cycloolefin copolymer	M_n	number-average molecular weight
COP	copolyester thermoplastic elastomer	M_v	viscosity-average molecular weight
CPE	chlorinated polyethylene	M_w	weight-average molecular weight
CPVC	chlorinated poly(vinyl chloride)	M_z	Z-average molecular weight
CR	neoprene	NBR	poly(butadiene- <i>co</i> -acrylonitrile); nitrile butadiene rubber
CTA	cellulose triacetate	NR	natural rubber
CTFE	chlorotrifluoroethylene	OSA	olefin modified styrene acrylonitrile
C_s	chain transfer constant	P	phenolic
DAIP	diallyl isophthalate plasticizer	PA	polyamide; nylon
DAP	diallyl phthalate plasticizer	PA6	polyamide 6, nylon6
DNA	deoxyribonucleic acid	PA11	polyamide 11, nylon11
DP	degree of polymerization	PA12	polyamide 12, nylon12
DRS	dynamic reflectance spectroscopy	PA46	polyamide 46, nylon46
DS	degree of substitution	PA66	polyamide 66, nylon6-6
EAA	ethylene acrylic acid copolymer	PA66/6T	polyamide 66/6T
EC	ethyl cellulose	PA610	polyamide 610, nylon6-10
ECTFE	ethylene-chlorotrifluoroethylene copolymer	PA612	polyamide 612, nylon6-12
EEA	ethylene-ethyl acetate copolymer	PA666	polyamide 666
EGG	Einstein-Guth-Gold equation	PAA	poly(acrylic acid)
EMAC	ethylene-methyl acrylate copolymer	PAEK	polyaryletherketone
EnBA	ethylene butyl acetate	PAI	polyamide-imide
EP	epoxy resin	PAK	polyester alkyd
EPDM	poly(ethylene- <i>co</i> -propylene) crosslinked	PAL	polyaniline
EPM	ethylene-propylene copolymer	PAN	polyacrylonitrile
EPR	ethylene propylene rubber	PARA	polyaryl amide
EPS	expanded polystyrene	PAS	polyarylsulfone
ET	thiokol	PB	polybutylene
ETFE	ethylene tetrafluoroethylene polymer	PBAN	polybutylene-acrylonitrile copolymer
EU	polyether polyurethane	PBD	polybutadine
EVA	ethylene-vinyl acetate copolymer	PBI	polybenzimidazole
EVOH	ethylene-vinyl alcohol copolymer	PBN	poly(butylene naphthalate)
FEP	fluorinated ethylene propylene	PBS	polybutadiene-styrene copolymer
FRP	fibrous glass reinforced polyester; fiber reinforced plastic	PBT	poly(butylene terephthalate)
		PC	polycarbonate

PC/ABS	polycarbonate/acrylonitrile butadiene styrene blend	PVA	poly(vinyl alcohol); sometimes poly(vinyl acetate)
PCB	polychlorinated biphenyl	PVAc	poly(vinyl acetate)
PCCE	poly(cyclohexylene dimethylene cyclohexanedicarboxylate), glycol and acid comonomer	PVB	poly(vinyl butyral)
PCL	polycaprolactone	PVC	poly(vinyl chloride)
PCT	poly(cyclohexylene terephthalate)	PVCA	copolymer of vinyl chloride and vinyl acetate
PCTA	poly(cyclohexylene dimethylene terephthalate) copolyester	PVDA	polyvinylidene acetate
PCTFE	polychlorotrifluoroethylene	PVDC	poly(vinylidene chloride)
PCTG	poly(cyclohexylene dimethylene terephthalate) copolyester	PVDF	poly(vinylidene fluoride)
PCT-G	glycol modified polycyclohexyl terephthalate	PVF	poly(vinyl fluoride)
PE	polyethylene	PVK	poly(vinyl carbazole)
PEBA	polyether block amide or polyester block amide	PVOH	poly(vinyl alcohol)
PEEK	poly(ether ether ketone)	PVP	poly(vinyl pyrrolidone)
PEG	poly(ethylene glycol)	RIM	reaction injection molding
PEI	polyetherimide	RNA	ribonucleic acid
PEK	polyetherketone	ROMP	ring opening metathesis polymerization
PEKEKK	polyetherketone etherketone ketone	ROP	ring opening polymerization
PEKK	polyetherketoneketone	S	radius of gyration
PEN	poly(ethylene naphthalene)	SAN	poly(styrene- <i>co</i> -acrylonitrile)
PEO	poly(ethylene oxide)	SB	styrene butadiene copolymer
PES	polyethersulfone	SBR	poly(butadiene- <i>co</i> -styrene) elastomer
PET	poly(ethylene terephthalate)	SBS	styrene butadiene styrene block copolymer
PET-G	glycol modified poly(ethylene terephthalate)	SEBS	styrene ethylene butylene styrene block copolymer
PEX	crosslinked polyethylene	SI	silicon
PF	phenol-formaldehyde resin	SIS	styrene isoprene styrene block copolymer
PFA	perfluoroalkoxy	SMA	poly(styrene- <i>co</i> -maleic anhydride)
PI	polyimide, polyisoprene	SMC	sheet molding compound
PIB	polyisobutylene	SMMA	styrene methyl methacrylate copolymer
PIR	polyisocyanurate	SMS	styrene/ α -methyl styrene
PK	polyketone	SN	sulfur nitride
PLGA	poly(lactic- <i>co</i> -glycolic acid)	SR	synthetic rubber
PMAN	polymethacrylonitrile	SRP	styrene-rubber plastics
PMMA	poly(methyl methacrylate)	SVA	styrene vinyl acrylonitrile
PMP	polymethylpentene	TDI	toluenediisocyanate
PMS	polymethylstyrene	TEO	thermoplastic elastic olefin
PNF	poly(phosphonitrilic fluorides)	TGA, TG	thermal gravimetric analysis
PO	polyolefin	TMC	thick molding compound
POM	polyoxymethylene, polyformaldehyde, acetals	TMMV	threshold molecular weight value
PP	polypropylene	TPA	polyamide thermoplastic elastomer
PPA	polyphthalamide	TPC	copolyester thermoplastic elastomer
PPC	chlorinated polypropylene, polyphthalate carbonate	TPE	thermoplastic elastomer
PPE	poly(phenylene ether)	TPE-O, TPO	thermoplastic elastomer - olefinic
PPI	polymeric polyisocyanate	TPE-S, TPS	thermoplastic elastomer - styrenic
PPO	poly(phenylene oxide)	TPU	thermoplastic urethane
PPOX	poly(propylene oxide)	TPX	poly-4-methylpentene
PPS	poly(phenylene sulfide)	TVO	thermoplastic vulcanites
PPSU	poly(phenylene sulfone)	T_c	ceiling temperature; cloud-point temperature
PPT	poly(propylene terephthalate)	T_g	glass transition temperature
PS	polystyrene	T_m	melting point temperature
PS-b-PI	polystyrene/polyisoprene block copolymer	UF	urea-formaldehyde resin
PSO, PSU	polysulfone	UHMWPE	ultrahigh molecular weight polyethylene
PTFE	polytetrafluoroethylene, Teflon	ULDPE	ultra low-density polyethylene
PTME	poly(tetramethylene terephthalate)	ULPE	ultra linear polyethylene
PTMT	poly(tetramethylene terephthalate)	UP, UPE	unsaturated polyester (thermoset)
PU	polyurethane	VA	vinyl acetate
PUR	polyurethane rubber	VAE	vinyl acetate ethylene
		VLDPE	very low-density polyethylene
		WLF	Williams-Landel-Ferry equation
		WS	polyurethane
		XLPE	crosslinked polyethylene
		XPS	expandable polystyrene

PHYSICAL PROPERTIES OF SELECTED POLYMERS

The physical properties of polymers are important parameters in determining their behavior and performance in a wide range of applications. This table lists some examples of general representative physical properties (including mechanical properties) of representative polymeric compounds. For glass transition temperatures of selected polymers, see pages 13-10 through 13-16 in this section. Some of the properties in this table are defined as follows:

The **heat deflection temperature** (HDT), or heat distortion temperature, is the temperature at which a polymer or plastic sample deforms under a specified load (normally either 0.455 MPa or 1.82 MPa).

The **crystalline melting point** is the temperature (or temperature range) at which a crystalline solid changes its state from solid to liquid. Although the phrase would suggest a specific temperature, most crystalline compounds actually melt over a range of a few degrees or less.

The **coefficient of linear thermal expansion** is the fractional change in length per °C change in temperature at constant pressure.

The **compressive strength** of a material is the maximum uniaxial compressive stress (compressive force per unit area) reached when the material fails completely on being subjected to a load that pushes it together.

The **tensile strength** is a measure of the ability of a material to withstand pulling stresses. It is defined as the stress (stretching force per unit area) required to break a specimen. Polymers are approximately 20 % stronger in compression than in tension.

The **flexural strength**, or cross-breaking strength, of a material is a measure of the bending strength or stiffness of a specimen expressed as the stress required to break a specimen by exerting a torque on it.

The **impact strength** is a measure of the energy needed to break a sample. The term toughness is sometimes used to describe the impact strength of a material. The notched izod impact test is a single point test that measures the resistance of a material to impact from a swinging pendulum. Izod impact is defined as the kinetic energy needed to initiate fracture and continue the fracture until the speci-

men is broken. Izod specimens are notched to prevent deformation of the specimen upon impact. This test can be used as a quick and easy quality control check to determine if a material meets specific impact properties or to compare materials for general toughness.

The **ultimate elongation** is a measure of how far a material will stretch before breaking, expressed as a percentage of its original length.

The properties of the following polymers are presented in this table:

PET	poly(ethylene terephthalate)
PBT	poly(butylene terephthalate)
PC	polycarbonate
Nylon 6,6	poly(iminoadipoyliminohexamethylene)
Nylon 6	poly[imino(1-oxohexamethylene)]
PPO	poly(phenylene ether)
POM	polyoxymethylene
LDPE	low-density polyethylene
HDPE	high-density polyethylene
UHMWPE	ultrahigh molecular weight polyethylene
iPP	isotactic polypropylene
ABS	copolymer of acrylonitrile, butadiene, and styrene (extrusion grade)
PTFE	polytetrafluoroethylene, Teflon
PCTFE	polymonochlorotrifluoroethylene
PVDF	poly(vinylidene fluoride)
PVF	poly(vinyl fluoride)
PVC (rigid)	poly(vinyl chloride)
PVC (plasterized)	poly(vinyl chloride)
PMMA	poly(methyl methacrylate)

The assistance of Charles E. Carraher, Jr. in providing these data is gratefully acknowledged.

Reference

Carraher, Jr., C. E., *Seymour/Carraher's Polymer Chemistry*, 7th Ed., CRC Press, Taylor & Francis Group, Boca Raton, FL, 2008.

	PET	PBT	PC	Nylon 6,6	Nylon 6	PPO
Heat deflection temperature at 1820 kPa (°C)	100	65	130	75	80	100
Maximum resistance to continuous heat (°C)	100	60	115	120	125	80
Crystalline melting point (°C)	—	—	225	265	225	215
Coefficient of linear expansion (10 ⁻⁵ /°C)	6.5	7.0	6.8	8.0	8.0	5.0
Compressive strength (kPa)	8.6 × 10 ⁴	7.5 × 10 ⁴	8.6 × 10 ⁴	1 × 10 ⁵	9.7 × 10 ⁴	9.6 × 10 ⁴
Flexural strength (kPa)	1.1 × 10 ⁵	9.6 × 10 ⁴	9.3 × 10 ⁴	1 × 10 ⁵	9.7 × 10 ⁴	8.9 × 10 ⁴
Impact strength (Izod: cm N/cm of notch)	26	53	530	80	160	270
Tensile strength (kPa)	6.2 × 10 ⁴	5.5 × 10 ⁴	7.2 × 10 ⁴	8.3 × 10 ⁴	6.2 × 10 ⁴	5.5 × 10 ⁴
Ultimate elongation (%)	100	100	110	30	—	50
Density (g cm ⁻³)	1.35	1.35	1.2	1.2	1.15	1.1

	POM	LDPE	HDPE	UHMWPE	iPP	ABS
Heat deflection temperature at 1820 kPa (°C)	125	40	50	85	55	90
Maximum resistance to continuous heat (°C)	100	40	80	80	100	90
Crystalline melting point (°C)	180	—	—	—	—	—
Coefficient of linear expansion ($10^{-5}/^{\circ}\text{C}$)	10.0	10	12	12	9	9.5
Compressive strength (kPa)	1.1×10^5	—	3×10^4	—	—	4.8×10^4
Flexural strength (kPa)	9.7×10^4	—	—	—	5×10^4	6.2×10^4
Impact strength (Izod: cm N/cm of notch)	80	No break	30	No break	27	320
Tensile strength (kPa)	6.9×10^4	5×10^3	2×10^4	6×10^4	3.5×10^4	3.4×10^4
Ultimate elongation (%)	30	—	—	—	100	60
Density (g cm^{-3})	1.4	0.91	0.96	0.93	0.90	1.0

	PTFE	PCTFE	PVDF	PVF	Rigid PVC	Plasticized PVC	PMMA
Heat deflection temperature at 1820 kPa (°C)	100	100	80	90	75	—	95
Maximum resistance to continuous heat (°C)	250	200	150	125	60	35	75
Crystalline melting point (°C)	—	—	—	—	170	—	—
Coefficient of linear expansion ($10^{-5}/^{\circ}\text{C}$)	10	14	8.5	10	6	12	7.0
Compressive strength (kPa)	2.7×10^4	3.8×10^4	—	—	6.8×10^4	6×10^3	1×10^5
Flexural strength (kPa)	—	6×10^4	—	—	9×10^4	—	9.6×10^4
Impact strength (Izod: cm N/cm of notch)	160	130	—	—	27	—	21
Tensile strength (kPa)	2.4×10^4	3.4×10^4	5.5×10^4	—	4.4×10^4	1×10^4	6.5×10^4
Ultimate elongation (%)	200	100	200	—	50	200	4
Density (g cm^{-3})	2.16	2.1	1.76	1.4	1.4	1.3	1.2

NOMENCLATURE FOR ORGANIC POLYMERS

Robert B. Fox and Edward S. Wilks

Organic polymers have traditionally been named on the basis of the monomer used, a hypothetical monomer or a semi-systematic structure. Alternatively, they may be named in the same way as organic compounds, i.e., on the basis of a structure as drawn. The former method, often called “source-based nomenclature” or “monomer-based nomenclature,” sometimes results in ambiguity and multiple names for a single material. The latter method, termed “structure-based nomenclature,” generates a sometimes cumbersome unique name for a given polymer, independent of its source. Within their limitations, both types of names are acceptable and well-documented.¹ The use of stereochemical descriptors with both types of polymer nomenclature has been published.²

Traditional Polymer Names

Monomer-Based Names

“Polystyrene” is the name of a homopolymer made from the single monomer styrene. When the name of a monomer comprises two or more words, the name should be enclosed in parentheses, as in “poly(methyl methacrylate)” or “poly(4-bromostyrene)” to identify the monomer more clearly. This method can result in several names for a given polymer: thus, “poly(ethylene glycol),” “poly(ethylene oxide),” and “poly(oxirane)” describe the same polymer. Sometimes, the name of a hypothetical monomer is used, as in “poly(vinyl alcohol).” Even though a name like “polyethylene” covers a multitude of materials, the system does provide understandable names when a single monomer is involved in the synthesis of a single polymer. When one monomer can yield more than one polymer, e.g., 1,3-butadiene or acrolein, some sort of structural notation must be used to identify the product, and one is not far from a formal structure-based name.

Copolymers, Block Polymers, and Graft Polymers. When more than one monomer is involved, monomer-based names are more complex. Some common polymers have been given names based on an apparent structure, as with “poly(ethylene terephthalate).” A better system has been approved by the IUPAC.¹ With this method, the arrangement of the monomeric units is introduced through use of an italicized connective placed between the names of the monomers. For monomer names represented by A, B, and C, the various types of arrangements are shown in Table 1.

Table 2 contains examples of common or semi-systematic names of copolymers. The systematic names of comonomers may also be used; thus, the polyacrylonitrile-*block*-polybutadiene-*block*-polystyrene polymer in Table 2 may also be named poly(prop-2-enenitrile)-*block*-polybuta-1,3-diene-*block*-poly(ethenylbenzene). IUPAC does not require alphabetized names of comonomers within a polymer name; many names are thus possible for some copolymers.

These connectives may be used in combination and with small, non-repeating (i.e. non-polymeric) junction units; see, for example, Table 2, line 8. A long dash may be used in place of the connective -*block*-; thus, in Table 2, the polymers of lines 7 and 8 may also be written as shown on lines 9 and 10.

IUPAC also recommends an alternative scheme for naming copolymers that comprises use of “copoly” as a prefix followed by the names of the comonomers, a solidus (an oblique stroke) to separate comonomer names, and the addition before “copoly” of any applicable connectives listed in Table 2 except -*co*-.

Table 3 gives the same examples shown in Table 2 but with the alternative format. Comonomer names need not be parenthesized.

TABLE 1. IUPAC Source-Based Copolymer Classification

No.	Copolymer type	Connective	Example
1	Unspecified or unknown	- <i>co</i> -	poly(A- <i>co</i> -B)
2	Random (obeys Bernoullian distribution)	- <i>ran</i> -	poly(A- <i>ran</i> -B)
3	Statistical (obeys known statistical laws)	- <i>stat</i> -	poly(A- <i>stat</i> -B)
4	Alternating (for two monomeric units)	- <i>alt</i> -	poly(A- <i>alt</i> -B)
5	Periodic (ordered sequence for 2 or more monomeric units)	- <i>per</i> -	poly(A- <i>per</i> -B- <i>per</i> -C)
6	Block (linear block arrangement)	- <i>block</i> -	polyA- <i>block</i> -polyB
7	Graft (side chains connected to main chains)	- <i>graft</i> -	polyA- <i>graft</i> -polyB

TABLE 2. Examples of Source-Based Copolymer Nomenclature

No.	Copolymer name
1	poly(propene- <i>co</i> -methacrylonitrile)
2	poly[(acrylic acid)- <i>ran</i> -(ethyl acrylate)]
3	poly(butene- <i>stat</i> -ethylene- <i>stat</i> -styrene)
4	poly[(sebacic acid)- <i>alt</i> -butanediol]
5	poly[(ethylene oxide)- <i>per</i> -(ethylene oxide)- <i>per</i> -tetrahydrofuran]
6	polyisoprene- <i>graft</i> -poly(methacrylic acid)
7	polyacrylonitrile- <i>block</i> -polybutadiene- <i>block</i> -polystyrene
8	polystyrene- <i>block</i> -dimethylsilylene- <i>block</i> -polybutadiene
9	polyacrylonitrile—polybutadiene—polystyrene
10	polystyrene—dimethylsilylene—polybutadiene

TABLE 3. Examples of Source-Based Copolymer Nomenclature (Alternative Format)

No.	Polymer name
1	copoly(propene/methacrylonitrile)
2	<i>ran</i> -copoly(acrylic acid/ethyl acrylate)
3	<i>stat</i> -copoly(butene/ethylene/styrene)
4	<i>alt</i> -copoly(sebacic acid/butanediol)
5	<i>block</i> -copoly(acrylonitrile/butadiene/styrene)
6	<i>per</i> -copoly(ethylene oxide/ethylene oxide/tetrahydrofuran)
7	<i>graft</i> -copoly(isoprene/methacrylic acid)

Source-based nomenclature for non-linear macromolecules and macromolecular assemblies is covered by a 1997 IUPAC document.¹¹ The types of polymers in these classes, together with their connectives, are given in Table 4; the terms shown may be used as connectives, prefixes, or both to designate the features present.

TABLE 4. Connectives for Non-Linear Macromolecules and Macromolecular Assemblies

No.	Type	Connective
1	Branched (type unspecified)	branch
2	Branched with branch point of functionality <i>f</i>	<i>f</i> -branch
3	Comb	comb
4	Cross-link	ι (Greek iota)
5	Cyclic	cyclo
6	Interpenetrating polymer network	ipn
7	Long-chain branched	l-branch
8	Network	net
9	Polymer blend	blend
10	Polymer-polymer complex	compl
11	Semi-interpenetrating polymer network	sign
12	Short-chain branched	sh-branch
13	Star	star
14	Star with <i>f</i> arms	<i>f</i> -star

Non-linear polymers are named by using the italicized connective as a *prefix* to the source-based name of the polymer component or components to which the prefix applies; some examples are listed in Table 5.

TABLE 5. Non-Linear Macromolecules

No.	Polymer name	Polymer structural features
1	poly(methacrylic acid)- <i>comb</i> -polyacrylonitrile	Comb polymer with a poly(methacrylic acid) backbone and polyacrylonitrile side chains
2	<i>comb</i> -poly[ethylene- <i>stat</i> -(vinyl chloride)]	Comb polymer with unspecified backbone composition and statistical ethylene/vinyl chloride copolymer side chains
3	polybutadiene- <i>comb</i> -(polyethylene; polypropene)	Comb polymer with butadiene backbone and side chains of polyethylene and polypropene
4	<i>star</i> -(polyA; polyB; polyC; polyD; polyE)	Star polymer with arms derived from monomers A, B, C, D, and E, respectively
5	<i>star</i> -(polyA- <i>block</i> -polyB- <i>block</i> -polyC)	Star polymer with every arm comprising a tri-block segment derived from comonomers A, B, and C
6	<i>star</i> -poly(propylene oxide)	A star polymer prepared from propylene oxide
7	5- <i>star</i> -poly(propylene oxide)	A 5-arm star polymer prepared from propylene oxide
8	<i>star</i> -(polyacrylonitrile; polypropylene) (<i>M_r</i> 10000: 25000)	A star polymer containing polyacrylonitrile arms of MW 10000 and polypropylene arms of MW 25000

Macromolecular assemblies held together by forces other than covalent bonds are named by inserting the appropriate italicized connective between names of individual components; Table 6 gives examples.

TABLE 6. Examples of Polymer Blends and Nets

No.	Polymer name
1	polyethylene- <i>blend</i> -polypropene
2	poly(methacrylic acid)- <i>blend</i> -poly(ethyl acrylate)
3	<i>net</i> -poly(4-methylstyrene-ι-divinylbenzene)
4	<i>net</i> -poly[styrene- <i>alt</i> -(maleic anhydride)]-ι-(polyethylene glycol; polypropylene glycol)
5	<i>net</i> -poly(ethyl methacrylate)- <i>sign</i> -polyethylene
6	[<i>net</i> -poly(butadiene- <i>stat</i> -styrene)]- <i>ipn</i> -[<i>net</i> -poly(4-methylstyrene-ι-divinylbenzene)]

Structure-Based Polymer Nomenclature

Regular Single-Strand Polymers

Structure-based nomenclature has been approved by the IUPAC⁴ and is currently being updated; it is used by *Chemical Abstracts*.⁵ Monomer names are not used. To the extent that a polymer chain can be described by a repeating unit in the chain, it can be named “poly(repeating unit).” For regular single-strand polymers, “repeating unit” is a bivalent group; for regular double-strand (ladder and spiro) polymers, “repeating unit” is usually a tetravalent group.⁹

Since there are usually many possible repeating units in a given chain, it is necessary to select one, called the “constitutional repeating unit” (CRU) to provide a unique and unambiguous name, “poly(CRU),” where “CRU” is a recitation of the names of successive units as one proceeds through the CRU from left to right. For this purpose, a portion of the main chain structure that includes at least two repeating sequences is written out. These sequences will typically be composed of bivalent subunits such as -CH₂-, -O-, and groups from ring systems, each of which can be named by the usual nomenclature rules.^{6,7}

Where a chain is simply one long sequence comprising repetition of a single subunit, that subunit is itself the CRU, as in “poly(methylene)” or “poly(1,4-phenylene).” In chains having more than one kind of subunit, a seniority system is used to determine the beginning of the CRU and the direction in which to move along the main chain atoms (following the shortest path in rings) to complete the CRU. Determination of the first, most senior, subunit is based on a descending order of seniority: (1) heterocyclic rings, (2) hetero atoms, (3) carbocyclic rings, and lowest, (4) acyclic carbon chains.

Within each of these classes, there is a further order of seniority that follows the usual rules of nomenclature.

Heterocycles: A nitrogen-containing ring system is senior to a ring system not containing nitrogen.^{4,9} Further descending order of seniority is determined by:

- the highest number of rings in the ring system
- the largest individual ring in the ring system
- the largest number of hetero atoms
- the greatest variety of hetero atoms

Hetero atoms: The senior bivalent subunit is the one nearest the top right-hand corner of the Periodic Table; the order of seniority is: O, S, Se, Te, N, P, As, Sb, Bi, Si, Ge, Sn, Pb, B, Hg.

Carbocycles: Seniority⁴ is determined by:

- the highest number of rings in the ring system
- the largest individual ring in the ring system
- degree of ring saturation; an unsaturated ring is senior to a saturated ring of the same size

Carbon chains: Descending order of seniority is determined by:

- chain length (longer is senior to shorter)
- highest degree of unsaturation
- number of substituents (higher number is senior to lower number)
- ascending order of locants
- alphabetical order of names of substituent groups

Among equivalent ring systems, preference is given to the one having lowest locants for the free valences in the subunit, and among otherwise identical ring systems, the one having least hy-

drogenation is senior. Lowest locants in unsaturated chains are also given preference. Lowest locants for substituents are the final determinant of seniority.

Direction within the repeating unit depends upon the shortest path, which is determined by counting main chain atoms, both cyclic and acyclic, from the most senior subunit to another subunit of the same kind or to a subunit next lower in seniority. When identification and orientation of the CRU have been accomplished, the CRU is named by writing, in sequence, the names of the largest possible subunits within the CRU from left to right. For example, the main chain of the polymer traditionally named “poly(ethylene terephthalate)” has the structure shown in Figure 1.

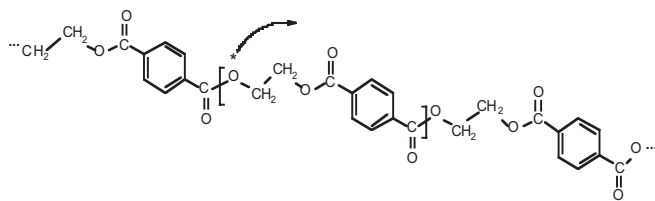


Figure 1. Structure-based name: poly(oxyethyleneoxyterephthaloyl); traditional name: poly(ethylene terephthalate).

The CRU in Figure 1 is enclosed in brackets and read from left to right. It is selected because (1) either backbone oxygen atom qualifies as the “most senior subunit,” (2) the shortest path length from either -O- to the other -O- is via the ethylene subunit. Orientation of the CRU is thus defined by (1) beginning at the -O- marked with an asterisk, and (2) reading in the direction of the arrow. The structure-based name of this polymer is therefore “poly(oxyethyl eneoxyterephthaloyl),” not much longer than the traditional name and much more adaptable to the complexities of substitution. As organic nomenclature evolves, more systematic names may be used for subunits, e.g., “ethane-1,2-diyl” instead of “ethylene.” IUPAC still prefers “ethylene” for the -CH₂-CH₂- unit, however, but also accepts “ethane-1,2-diyl.”

Structure-based nomenclature can also be used when the CRU backbone has no carbon atoms. An example is the polymer traditionally named “poly(dimethylsiloxane),” which on the basis of structure would be named “poly(oxydimethylsilylene)” or “poly(oxydimethylsilanediy).” This nomenclature method has also been applied to inorganic and coordination polymers⁸ and to double-strand (ladder and spiro) organic polymers.⁹

Irregular Single-Strand Polymers

Polymers that cannot be described by the repetition of a single CRU or comprise units not all connected identically in a directional sense can also be named on a structure basis.¹⁰ These include copolymers, block and graft polymers, and star polymers. They are given names of the type “poly(A/B/C...),” where A, B, C, etc. are the names of the component constitutional units, the number of which are minimized. The constitutional units may include regular or irregular blocks as well as atoms or atomic groupings, and each is named by the method described above or by the rules of organic nomenclature.

The solidus denotes an unspecified arrangement of the units within the main chain.¹⁰ For example, a statistical copolymer derived from styrene and vinyl chloride with the monomeric units joined head-to-tail is named “poly(1-chloroethylene/1-phenylethylene).” A polymer obtained by 1,4-polymerization and both head-to-head and head-to-tail 1,2-polymerization of 1,3-butadi-

ene would be named “poly(but-1-ene-1,4-diyl/1-vinylethylene/2-vinylethylene).”¹² In graphic representations of these polymers, shown in Figure 2, the hyphens or dashes at each end of each CRU depiction are shown *completely within* the enclosing parentheses; this indicates that they are not necessarily the terminal bonds of the macromolecule.

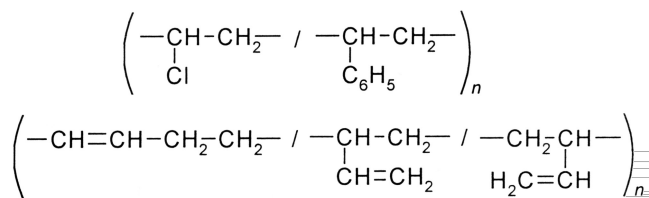


Figure 2. Graphic representations of copolymers.

A long hyphen is used to separate components in names of block polymers, as in “poly(A)—poly(B)—poly(C),” or “poly(A)—X—poly(B)” in which X is a non-polymeric junction unit, e.g., dimethylsilylene.

In graphic representations of these polymers, the blocks are shown connected when the bonding is known (Figure 3, for example); when the bonding between the blocks is unknown, the blocks are separated by solidi and are shown *completely within* the outer set of enclosing parentheses (Figure 4, for example).^{10,13}

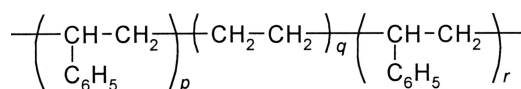


Figure 3. polystyrene—polyethylene—polystyrene.

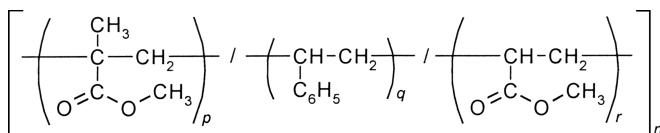


Figure 4. poly[poly(methyl methacrylate)—polystyrene—poly(methyl acrylate)].

Graft polymers are named in the same way as a substituted polymer but without the ending “yl” for the grafted chain; the name of a regular polymer, comprising Z units in which some have grafts of “poly(A),” is “poly[Z/poly(A)Z].” Star polymers are treated as a central unit with substituent blocks, as in “tetrakis(polymethylene silane).”^{10,13}

Other Nomenclature Articles and Publications

In addition to the *Chemical Abstracts* and IUPAC documents cited above and listed below, other articles on polymer nomenclature are available. A 1999 article lists significant documents on polymer nomenclature published during the last 50 years in books, encyclopedias, and journals by *Chemical Abstracts*, IUPAC, and individual authors.¹⁴ A comprehensive review of source-based and structure-based nomenclature for all of the major classes of polymers,¹⁵ and a short tutorial on the correct identification, orientation, and naming of most commonly encountered constitutional repeating units were both published in 2000.¹⁶

References and Notes

1. International Union of Pure and Applied Chemistry, *Compendium of Macromolecular Nomenclature*, Blackwell Scientific Publications, Oxford, 1991.
2. International Union of Pure and Applied Chemistry, Stereochemical Definitions and Notations Relating to Polymers (Recommendations 1980), *Pure Appl. Chem.*, 53, 733–752 (1981).
3. International Union of Pure and Applied Chemistry, Source-Based Nomenclature for Copolymers (Recommendations 1985), *Pure Appl. Chem.*, 57, 1427–1440 (1985).
4. International Union of Pure and Applied Chemistry, Nomenclature of Regular Single-Strand Organic Polymers (Recommendations 1975, *Pure Appl. Chem.*, 48, 373–385 (1976).
5. Chemical Abstracts Service, Naming and Indexing of Chemical Substances for Chemical Abstracts, Appendix IV, *Chemical Abstracts 1999 Index Guide*.
6. International Union of Pure and Applied Chemistry, *A Guide to IUPAC Nomenclature of Organic Compounds* (1993), Blackwell Scientific Publications, Oxford, 1993.
7. International Union of Pure and Applied Chemistry, *Nomenclature of Organic Chemistry, Sections A, B, C, D, E, F, and H*, Pergamon Press, Oxford, 1979.
8. International Union of Pure and Applied Chemistry, Nomenclature of Regular Double-Strand and Quasi-Single-Strand Inorganic and Coordination Polymers (Recommendations 1984), *Pure Appl. Chem.*, 57, 149–168 (1985).
9. International Union of Pure and Applied Chemistry, Nomenclature of Regular Double-Strand (Ladder and Spiro) Organic Polymers (Recommendations 1993), *Pure Appl. Chem.*, 65, 1561–1580 (1993).
10. International Union of Pure and Applied Chemistry, Structure-Based Nomenclature for Irregular Single-Strand Organic Polymers (Recommendations 1994), *Pure Appl. Chem.*, 66, 873–889 (1994).
11. International Union of Pure and Applied Chemistry, “Source-Based Nomenclature for Non-Linear Macromolecules and Macromolecular Assemblies (Recommendations 1997).” *Pure Appl. Chem.*, 69, 2511–2521 (1997).
12. Poly(1,3-butadiene) obtained by polymerization of 1,3-butadiene in the so-called 1,4- mode is frequently drawn incorrectly in publications as $-(\text{CH}_2-\text{CH}=\text{CH}-\text{CH}_2)_n-$; the double bond should be assigned the lowest locant possible, i.e., the structure should be drawn as $-(\text{CH}=\text{CH}-\text{CH}_2-\text{CH}_2)_n-$.
13. International Union of Pure and Applied Chemistry, “Graphic Representations (Chemical Formulae) of Macromolecules (Recommendations 1994).” *Pure Appl. Chem.*, 66, 2469–2482 (1994).
14. Wilks, E. S. Macromolecular Nomenclature Note No. 17: “Whither Nomenclature?” *Polym. Prepr.* 40(2), 6–11 (1999); also available at www.chem.umn.edu/~poly/nomenclature.html.
15. Wilks, E. S. “Polymer Nomenclature: The Controversy Between Source-Based and Structure-Based Representations (A Personal Perspective).” *Prog. Polym. Sci.* 25, 9–100 (2000).
16. Wilks, E. S. Macromolecular Nomenclature Note No. 18: “SRUs: Using the Rules.” *Polym. Prepr.* 41(1), 6a–11a (2000); also available at www.chem.umn.edu/~poly/nomenclature.html; a .pdf format version is also available.

SOLVENTS FOR COMMON POLYMERS

Abbreviations:

HC: hydrocarbons

MEK: methyl ethyl ketone

THF: tetrahydrofuran

DMF: dimethylformamide

DMSO: dimethylsulfoxide

Polyethylene (HDPE)	HC and halogenated HC
Polypropylene (atactic)	HC and halogenated HC
Polybutadiene	HC, THF, ketones
Polystyrene	ethylbenzene, CHCl_3 , CCl_4 , THF, MEK
Polyacrylates	aromatic HC, chlorinated HC, THF, esters, ketones
Polymethacrylates	aromatic HC, chlorinated HC, THF, esters, MEK
Polyacrylamide	water
Poly(vinyl ethers)	halogenated HC, MEK, butanol
Poly(vinyl alcohol)	glycols (hot), DMF
Poly(vinyl acetate)	aromatic HC, chlorinated HC, THF, esters, DMF
Poly(vinyl chloride)	THF, DMF, DMSO
Poly(vinylidene chloride)	THF (hot), dioxane, DMF
Poly(vinyl fluoride)	DMF, DMSO (hot)
Polyacrylonitrile	DMF, DMSO
Poly(oxyethylene)	aromatic HC, CHCl_3 , alcohols, esters, DMF
Poly(2,6-dimethylphenylene oxide)	aromatic HC, halogenated HC
Poly(ethylene terephthalate)	phenol, DMSO (hot)
Polyurethanes (linear)	aromatic HC, THF, DMF
Polyureas	phenol, formic acid
Polysiloxanes	HC, THF, DMF
Poly[bis(2,2,2-trifluoroethoxy)-phosphazene]	THF, ketones, ethyl acetate

GLASS TRANSITION TEMPERATURE FOR SELECTED POLYMERS

Robert B. Fox

Polymer names are based on the IUPAC structure-based nomenclature system described in the table "Naming Organic Polymers." Within each category, names are listed in alphabetical order. Source-based and trivial names are also given (in italics) for the most common polymers. The table does not include polymers for which T_g is not clearly defined because of variability of structure or because of reactions taking place near the glass transition.

All values of T_g cited in this table have been determined by differential scanning calorimetry (DSC) except those values indicated by:

(D) dynamic method
(Dil) dilatometry
(M) mechanical method

Polymer name	Glass transition temperature (T_g /K)
ACYCLIC CARBON CHAINS	
<i>Polyalkadienes</i>	
Poly(alkenylene) <i>Polyalkadiene</i> $-\text{[CH=CHCH}_2\text{CH}_2\text{]}-$	
Poly(<i>cis</i> -1-butenylene)	171
<i>cis</i> -1,3- <i>polybutadiene</i> [PBD]	
Poly(<i>trans</i> -1-butenylene)	215
<i>trans</i> -1,3- <i>polybutadiene</i> [PBD]	
Poly(1-chloro- <i>cis</i> -1-butenylene)	253
<i>cis</i> -1,3- <i>polychloroprene</i>	
Poly(1-chloro- <i>trans</i> -1-butenylene)	233
<i>trans</i> -1,3- <i>polychloroprene</i>	
Poly(1-methyl- <i>cis</i> -1-butenylene)	200
<i>cis</i> -1,3- <i>polyisoprene</i>	
Poly(1-methyl- <i>trans</i> -1-butenylene)	207
<i>trans</i> -1,3- <i>polyisoprene</i>	
Poly(1,4,4-trifluoro-1-butenylene)	238
<i>Polyalkenes</i>	
Poly(alkylethylene) <i>Poly(alkylethylene)</i> $-\text{[RCHCH}_2\text{]}-$	
Poly(1-benzylethylene)	333
Poly(1-butylethylene)	223
Poly(1-cyclohexylethylene) (atactic)	393
Poly(1-cyclohexylethylene) (isotactic)	406 (D)
Poly(1,1-dimethylethylene)	200
<i>Polyisobutylene</i> [PIB]	
Poly(ethylene)	148
Poly(methylene)	155
Poly(1-phenethylethylene)	283
Poly(propylene) (isotactic)	272
Poly(propylene) (syndiotactic)	ca. 265
Poly[1-(2-pyridyl)ethylene]	377
Poly[1-(4-pyridyl)ethylene]	415
Poly(1-vinylethylene)	273
<i>Polyacrylics</i>	
Poly[1-(alkoxycarbonyl)ethylene] <i>Poly(alkyl acrylate)</i> $-\text{[(ROCO)CHCH}_2\text{]}-$	
Poly[1-(benzyloxycarbonyl)ethylene]	279
Poly[1-(butoxycarbonyl)ethylene]	219 (M)
<i>Poly(butyl acrylate)</i> [PBA]	
Poly[1-(<i>sec</i> -butoxycarbonyl)ethylene]	251
Poly[1-(butoxycarbonyl)-1-cyanoethylene]	358
Poly[1-(butylcarbamoyl)ethylene]	319 (M)
Poly(1-carbamoylethylene)	438
<i>Polyacrylamide</i> [PAM]	
Poly(1-carboxyethylene)	379

Polymer name	Glass transition temperature (T_g /K)
<i>Poly(acrylic acid)</i> [PAA]	
Poly[1-(2-chlorophenoxy)carbonyl]ethylene]	326
Poly[1-(4-chlorophenoxy)carbonyl]ethylene]	331
Poly[1-(4-cyanobenzyloxy)carbonyl]ethylene]	317
Poly[1-(2-cyanoethoxy)carbonyl]ethylene]	277
Poly[1-(cyanomethoxy)carbonyl]ethylene]	433 Dil
Poly[1-(4-cyanophenoxy)carbonyl]ethylene]	363
Poly[1-(cyclohexyloxy)carbonyl]ethylene]	292
Poly[1-(2,4-dichlorophenoxy)carbonyl]ethylene]	333
Poly[1-(dimethylcarbamoyl]ethylene]	362
Poly[1-(ethoxycarbonyl]ethylene]	249
<i>Poly(ethyl acrylate)</i> [PEA]	
Poly[1-(ethoxycarbonyl)-1-fluoroethylene]	316
Poly[1-(2-ethoxycarbonylphenoxy)carbonyl]ethylene]	303
Poly[1-(3-ethoxycarbonylphenoxy)carbonyl]ethylene]	297
Poly[1-(4-ethoxycarbonylphenoxy)carbonyl]ethylene]	310
Poly[1-(2-ethoxyethoxy)carbonyl]ethylene]	223
Poly[1-(3-ethoxypropoxy)carbonyl]ethylene]	218
Poly[1-(isopropoxy)carbonyl]ethylene]	267–270
Poly[1-(methoxycarbonyl]ethylene]	283
<i>Poly(methyl acrylate)</i> [PMA]	
Poly[1-(2-methoxycarbonylphenoxy)carbonyl]ethylene]	319
Poly[1-(3-methoxycarbonylphenoxy)carbonyl]ethylene]	311
Poly[1-(4-methoxycarbonylphenoxy)carbonyl]ethylene]	340
Poly[1-(2-methoxyethoxy)carbonyl]ethylene]	223
Poly[1-(4-methoxyphenoxy)carbonyl]ethylene]	324
Poly[1-(3-methoxypropoxy)carbonyl]ethylene]	198
Poly[1-(2-naphthyloxy)carbonyl]ethylene]	358
Poly[1-(pentachlorophenoxy)carbonyl]ethylene]	420
Poly[1-(phenethoxy)carbonyl]ethylene]	270
Poly[1-(phenoxy)carbonyl]ethylene]	330
Poly[1-(<i>m</i> -tolyl)oxy)carbonyl]ethylene]	298
Poly[1-(<i>o</i> -tolyl)oxy)carbonyl]ethylene]	325
Poly[1-(<i>p</i> -tolyl)oxy)carbonyl]ethylene]	316
Poly[1-(2,2,2-trifluoroethoxy)carbonyl]ethylene]	263
<i>Polymethacrylics</i>	
Poly[1-(alkoxy)carbonyl]-1-methylethylene] <i>Poly(alkyl methacrylate)</i> –[(ROCO)(Me)CCH ₂] _n –	
Poly[1-(benzyloxy)carbonyl]-1-methylethylene]	327
Poly[1-(2-bromoethoxy)carbonyl]-1-methylethylene]	325
Poly[1-(1-butoxy)carbonyl]-1-methylethylene]	293
<i>Poly(butyl methacrylate)</i> [PBMA]	
Poly[1-(<i>sec</i> -butoxy)carbonyl]-1-methylethylene]	333
Poly[1-(<i>tert</i> -butoxy)carbonyl]-1-methylethylene]	391
Poly[1-(2-chloroethoxy)carbonyl]-1-methylethylene]	ca 315
Poly[1-(2-cyanoethoxy)carbonyl]-1-methylethylene]	364
Poly[1-(4-cyanophenoxy)carbonyl]-1-methylethylene]	428
Poly[1-(cyclohexyloxy)carbonyl]-1-methylethylene] (atactic)	356
Poly[1-(cyclohexyloxy)carbonyl]-1-methylethylene] (isotactic)	324
Poly[1-(dimethylaminoethoxy)carbonyl]-1-methylethylene]	292
Poly[1-(ethoxycarbonyl)-1-ethylethylene]	300
Poly[1-(ethoxycarbonyl)-1-methylethylene] (atactic) <i>Poly(ethyl methacrylate)</i> [PEMA]	338
Poly[1-(ethoxycarbonyl)-1-methylethylene] (isotactic)	285
Poly[1-(ethoxycarbonyl)-1-methylethylene] (syndiotactic)	339
Poly[1-(hexyloxy)carbonyl]-1-methylethylene]	268
Poly[1-(isobutoxy)carbonyl]-1-methylethylene]	326
Poly[1-(isopropoxy)carbonyl]-1-methylethylene]	354
Poly[1-(methoxycarbonyl)-1-methylethylene] (atactic) <i>Poly(methyl methacrylate)</i> [PMMA]	378
Poly[1-(methoxycarbonyl)-1-methylethylene] (isotactic)	311
Poly[1-(methoxycarbonyl)-1-methylethylene] (syndiotactic)	378
Poly[1-(4-methoxycarbonylphenoxy)-1-methylethylene]	379

Polymer name	Glass transition temperature (T_g /K)
Poly[1-(methoxycarbonyl)-1-phenylethylene] (atactic)	391
Poly[1-(methoxycarbonyl)-1-phenylethylene] (isotactic)	397
Poly[1-methyl-1-(phenethoxycarbonyl)ethylene]	299
Poly[1-methyl-1-(phenoxycarbonyl)ethylene]	383
<i>Polyvinyl ethers, alcohols, and ketones</i>	
Poly(1-alkoxyethylene) <i>Poly(alkyl vinyl ether)</i> –[ROCHCH ₂]–	
Poly(1-hydroxyethylene) <i>Poly(vinyl alcohol)</i> –[HOCHCH ₂]–	
Poly(1-alkanoylethylene) <i>Poly(alkyl vinyl ketone)</i> –[RCOCHCH ₂]–	
Poly(1-butoxyethylene)	218
Poly(1- <i>sec</i> -butoxyethylene)	253
Poly(1- <i>tert</i> -butoxyethylene)	361
Poly[1-(butylthio)ethylene]	253
Poly(1-ethoxyethylene)	230
Poly[1-(4-ethylbenzoyl)ethylene]	325
Poly(1-hydroxyethylene)	358 (D)
<i>Poly(vinyl alcohol)</i> [PVA]	
Poly(hydroxymethylene)	407
Poly(1-isopropoxyethylene)	270
Poly[1-(4-methoxybenzoyl)ethylene]	319 (M)
Poly(1-methoxyethylene)	242
<i>Poly(methyl vinyl ether)</i> [PMVE]	
Poly[1-(methylthio)ethylene]	272
Poly(1-propoxyethylene)	224
Poly[1-(trifluoromethoxy)trifluoroethylene]	268
<i>Polyvinyl halides and nitriles</i>	
Poly(1-haloethylene) <i>Poly(vinyl halide)</i> –[XCHCH ₂]–	
Poly(1-cyanoethylene) <i>Poly(acrylonitrile)</i> –[NCCHCH ₂]–	
Poly(1-chloroethylene)	354
<i>Poly(vinyl chloride)</i> [PVC]	
Poly(chlorotrifluoroethylene)	373
Poly(1-cyanoethylene)	370
<i>Polyacrylonitrile</i> [PAN]	
Poly(1-cyano-1-methylethylene)	393
<i>Polymethacrylonitrile</i>	
Poly(1,1-dichloroethylene)	255
<i>Poly(vinylidene chloride)</i>	
Poly(1,1-difluoroethylene)	ca 233
<i>Poly(vinylidene fluoride)</i>	
Poly(1-fluoroethylene)	314 (M)
<i>Poly(vinyl fluoride)</i>	
Poly(1-hexafluoropropylene)	425
Poly[1-(2-iodoethyl)ethylene]	343
Poly(tetrafluoroethylene)	(160)
Poly[1-(trifluoromethyl)ethylene]	300
<i>Polyvinyl esters</i>	
Poly[1-(alkanoyloxy)ethylene] <i>Poly(vinyl alkanoate)</i> –[RCOOCHCH ₂]–	
Poly(1-acetoxyethylene)	305
<i>Poly(vinyl acetate)</i> [PVAc]	
Poly[1-(benzoyloxy)ethylene]	344
Poly[1-(4-bromobenzoyloxy)ethylene]	365
Poly[1-(2-chlorobenzoyloxy)ethylene]	335
Poly[1-(3-chlorobenzoyloxy)ethylene]	338
Poly[1-(4-chlorobenzoyloxy)ethylene]	357
Poly[1-(cyclohexanoyloxy)ethylene]	349 (M)
Poly[1-(4-ethoxybenzoyloxy)ethylene]	343
Poly[1-(4-ethylbenzoyloxy)ethylene]	326

Polymer name	Glass transition temperature (T_g /K)
Poly[1-(4-isopropylbenzoyloxy)ethylene]	342
Poly[1-(2-methoxybenzoyloxy)ethylene]	338
Poly[1-(3-methoxybenzoyloxy)ethylene]	ca 317
Poly[1-(4-methoxybenzoyloxy)ethylene]	360
Poly[1-(4-methylbenzoyloxy)ethylene]	343
Poly[1-(4-nitrobenzoyloxy)ethylene]	395
Poly[1-(propionoyloxy)ethylene]	283 (M)
<i>Polystyrenes</i>	
Poly(1-phenylethylene) <i>Polystyrene</i> $-\text{[C}_6\text{H}_5\text{CHCH}_2\text{]}-$	
Poly[1-(4-acetylphenyl)ethylene]	389 (M)
Poly[1-(4-benzoylphenyl)ethylene]	371 (M)
Poly[1-(4-bromophenyl)ethylene]	391
Poly[1-(4-butoxyphenyl)ethylene]	ca 320 (M)
Poly[1-(4-butoxycarbonylphenyl)ethylene]	349 (M)
Pol[(1-(4-butylphenyl)ethylene]	279
Poly[1-(4-carboxyphenyl)ethylene]	386 (M)
Poly[1-(2-chlorophenyl)ethylene]	392
Poly[1-(3-chlorophenyl)ethylene]	363
Poly[1-(4-chlorophenyl)ethylene]	383
Poly[1-(2,4-dichlorophenyl)ethylene]	406
Poly[1-(2,5-dichlorophenyl)ethylene]	379
Poly[1-(2,6-dichlorophenyl)ethylene]	440
Poly[1-(3,4-dichlorophenyl)ethylene]	401
Poly[1-(2,4-dimethylphenyl)ethylene]	385
Poly[1-(4-(dimethylamino)phenyl)ethylene]	398 (M)
Poly[1-(4-ethoxyphenyl)ethylene]	ca 359 (M)
Poly[1-(4-ethoxycarbonylphenyl)ethylene]	367 (M)
Poly[1-(4-fluorophenyl)ethylene]	368
Poly[1-(4-iodophenyl)ethylene]	429
Poly[1-(4-methoxyphenyl)ethylene]	386
Poly[1-(4-methoxycarbonylphenyl)ethylene]	386 (M)
Poly(1-methyl-1-phenylethylene)	373
<i>Poly(α-methylstyrene)</i>	
Poly[1-(2-(methylamino)phenyl)ethylene]	462 (M)
Poly(1-phenylethylene)	373
<i>Polystyrene</i> [PS]	
Poly[1-(4-propoxyphenyl)ethylene]	343 (M)
Poly[1-(4-propoxycarbonylphenyl)ethylene]	365 (M)
Poly(1- <i>o</i> -tolylethylene)	409

CHAINS WITH CARBOCYCLIC UNITS

Poly(arylenealkylene) $-\text{[Ar-(CH}_2\text{)}_n\text{]}-$

Poly[1-(2-bromo-1,4-phenylene)ethylene]	353 (M)
Poly[1-(2-chloro-1,4-phenylene)ethylene]	343 (M)
Poly[1-(2-cyano-1,4-phenylene)ethylene]	363 (M)
Poly[1-(2,5-dimethyl-1,4-phenylene)ethylene]	373 (M)
Poly[1-(2-ethyl-1,4-phenylene)ethylene]	298 (M)
Poly[1-(1,4-naphthylene)ethylene]	433 (M)
Poly[1-(1,4-phenylene)ethylene]	ca 353 (M)

CHAINS WITH HETEROATOM UNITS

*Main chain oxide units*Poly(oxyalkylene) *Poly(alkylene oxide)* $-\text{[O(CH}_2\text{)}_n\text{]}-$

Poly[oxy(1,1-bis(chloromethyl)trimethylene)]	265
Poly[oxy(1-(bromomethyl)ethylene)]	259
Poly[oxy(1-(butoxymethyl)ethylene)]	194
Poly[oxy(1-butylethylene)]	203
Poly[oxy(1- <i>tert</i> -butylethylene)]	308
Poly[oxy(1-(chloromethyl)ethylene)]	251

Polymer name	Glass transition temperature (T_g /K)
<i>Poly(epichlorohydrin)</i>	
Poly[oxy(2,6-dimethoxy-1,4-phenylene)]	440
Poly[oxy(1,1-dimethylethylene)]	264
Poly[oxy(2,6-dimethyl-1,4-phenylene)]	482
Poly[oxy(2,6-diphenyl-1,4-phenylene)]	493
Poly[oxy(1-ethylethylene)]	203
Poly(oxyethylidene)	243
<i>Polyacetaldehyde</i>	
Poly[oxy(1-(methoxymethyl)ethylene)]	211
Poly[oxy(2-methyl-6-phenyl-1,4-phenylene)]	428
Poly[oxy(1-methyltrimethylene)]	223 (D)
Poly[oxy(2-methyltrimethylene)]	218
Poly(oxy-1,4-phenylene)	358
<i>Poly(phenylene oxide)</i> [PPO]	
Poly[oxy(1-phenylethylene)]	313
Poly(oxytetramethylene)	189
<i>Poly(tetrahydrofuran)</i> [PTMO]	
Poly(oxytrimethylene)	195
<i>Main-chain ester or anhydride units</i>	
Poly(oxyalkyleneoxyalkanedioyl) <i>Poly(alkylene alkanedioate)</i> —[O(CH ₂) _m OCO(CH ₂) _n CO]—	
Poly(oxyadipoyloxydecamethylene)	217
Poly(oxyadipoyloxy-1,4-phenyleneisopropylidene-1,4-phenylene)	341
Poly(oxycarbonyloxy-1,4-phenylene-isopropylidene-1,4-phenylene)	422
<i>Bisphenol A polycarbonate</i>	
Poly(oxycarbonylpentamethylene)	213
Poly(oxycarbonyl-1,4-phenylenemethylene-1,4-phenylene)	395
Poly(oxycarbonyl-1,4-phenyleneisopropylidene-1,4-phenylene)	333
Poly[oxy(2,6-dimethyl-1,4-phenyleneisopropylidene-3,5-dimethyl-1,4-phenylene)oxysebacoyl]	318
Poly(oxyethylenecarbonyl-1,4-cyclohexylenecarbonyl) (trans)	291
Poly(oxyethyleneoxycarbonyl-1,4-naphthylenecarbonyl)	337
Poly(oxyethyleneoxycarbonyl-1,5-naphthylenecarbonyl)	344
Poly(oxyethyleneoxycarbonyl-2,6-naphthylenecarbonyl)	386
Poly(oxyethyleneoxycarbonyl-2,7-naphthylenecarbonyl)	392
Poly(oxyethyleneoxyterephthaloyl)	342
<i>Poly(ethylene terephthalate)</i> [PET]	
Poly(oxyisophthaloyl)	403 (D)
Poly(oxy(1-oxo-2,2-dimethyltrimethylene))	263
<i>Poly(pivalolactone)</i>	
Poly(oxy-1,4-phenyleneisopropylidene-1,4-phenyleneoxysebacoyl)	280
Poly(oxy-1,4-phenyleneoxy-1,4-phenyleneoxy-carbonyl-1,4-phenylene) [PEEK]	416
Poly(oxypropyleneoxyterephthaloyl)	341
Poly[oxyterephthaloyloxy(2,6-dimethyl-1,4-phenyleneisopropylidene-3,5-dimethyl-1,4-(D)phenylene)]	498
Poly(oxyterephthaloyloxyoctamethylene)	318 (D)
Poly(oxyterephthaloyloxy-1,4-phenyleneisopropylidene-1,4-phenylene)	478
<i>Poly(bisphenol A terephthalate)</i>	
Poly(oxytetramethyleneoxyterephthaloyl)	323
<i>Poly(butylene terephthalate)</i> [PBT]	
<i>Main-chain amide units</i>	
Poly(iminoalkyleneiminoalkanedioyl) <i>Poly(alkylene alkanediamide)</i> —[NH(CH ₂) _m NHCO(CH ₂) _n CO]—	
Poly(iminoadipoyliminodecamethylene)	313
<i>Nylon 10,6</i>	
Poly(iminoadipoyliminohexamethylene)	ca 323
<i>Nylon 6,6</i>	
Poly(iminoadipoyliminooctamethylene)	318
<i>Nylon 8,6</i>	
Poly(iminoadipoyliminotrimethylene(methylimino)trimethylene)	278
Poly(iminocarbonyl-1,4-cyclohexylenemethylene)	466
Poly[iminocarbonyl-1,4-phenylene(2-oxoethylene)iminohexamethylene]	377
Poly(iminoethylene-1,4-phenyleneethyleneiminosebacoyl)	378 (D)

Polymer name	Glass transition temperature (T_g /K)
Poly(iminohexamethyleneiminoazelaoyl)	331
<i>Nylon 6,9</i>	
Poly(iminohexamethyleneiminododecanedioyl)	319
<i>Nylon 6, 12</i>	
Poly(iminohexamethyleneiminopimeloyl)	331
<i>Nylon 6,7</i>	
Poly(iminohexamethyleneiminosebacoyl)	323
<i>Nylon 6,10</i>	
Poly(iminohexamethyleneiminosuberoyl)	330
<i>Nylon 6,8</i>	
Poly(iminoisophthaloylimino-4,4'-biphenylene)	558
Poly(iminoisophthaloyliminohexamethylene)	390
Poly(iminoisophthaloyliminomethylene-1,4-cyclohexylenemethylene)	481
Poly(iminoisophthaloyliminomethylene-1,3-phenylenemethylene)	438 (M)
Poly[iminomethylene(2,5-dimethyl-1,4-phenylene)methyleneiminosuberoyl]	351
Poly(imino-1,5-naphthyleneiminoisophthaloyl)	598
Poly(imino-1,5-naphthyleneiminoterephthaloyl)	578
Poly(iminooctamethyleneiminodecanedioyl)	333
<i>Nylon 8,10</i>	
Poly(iminooxalyliminohexamethylene)	430
<i>Nylon 6,2</i>	
Poly[imino(1-oxohexamethylene)]	326
<i>Nylon 6</i>	
Poly[imino(1-oxodecamethylene)]	315
<i>Nylon 10</i>	
Poly[imino(1-oxoheptamethylene)]	325
<i>Nylon 7</i>	
Poly[imino(1-oxo-3-methyltrimethylene)]	369
Poly[imino(1-oxononamethylene)]	319
<i>Nylon 9</i>	
Poly[imino(1-oxooctamethylene)]	323
<i>Nylon 8</i>	
Poly[imino(1-oxotrimethylene)]	384
<i>Nylon 3</i>	
Poly(iminopentamethyleneiminoadipoyl)	318
<i>Nylon 5,6</i>	
Poly[iminopentamethyleneiminocarbonyl-1,4-phenylene(2-oxoethylene)]	376
Poly(imino-1,3-phenyleneiminoisophthaloyl)	553 (M)
Poly(imino-1,4-phenyleneiminoterephthaloyl)	618
Poly(iminopimeloyliminoheptamethylene)	328
<i>Nylon 7,7</i>	
Poly(iminoterephthaloylimino-4,4'-biphenylene)	613
Poly(iminotetramethyleneiminoadipoyl)	316
<i>Nylon 4,6</i>	
Poly[iminotetramethyleneiminocarbonyl-1,4-phenylene(2-oxoethylene)]	357
Poly(iminotrimethyleneiminoadipoyliminotrimethylene)	307
Poly[iminotrimethyleneiminocarbonyl-1,4-phenylene(2-oxoethylene)]	382
Poly(oxy-1,4-phenyleneiminoterephthaloyl-imino-1,4-phenylene)	613
Poly(sulfonylimino-1,4-phenyleneiminoadipoylimino-1,4-phenylene)	467
<i>Main-chain urethane units</i>	
Poly(oxyalkyleneoxycarbonyliminoalkyleneiminocarbonyl)-[O(CH ₂) _m OCONH(CH ₂) _n NHCO]-	
Poly(oxyethyleneoxycarbonyliminohexamethyleneiminocarbonyl)	329
Poly[oxyethyleneoxycarbonylimino(6-methyl-1,3-phenylene)iminocarbonyl]	325
Poly(oxyethyleneoxycarbonylimino-1,4-phenylenemethylene-1,4-phenyleneiminocarbonyl)	412
Poly(oxyhexamethyleneoxycarbonyliminohexamethyleneiminocarbonyl)	332
Poly[oxyhexamethyleneoxycarbonylimino(6-methyl-1,3-phenylene)iminocarbonyl]	305
Poly(oxyhexamethyleneoxycarbonylimino-1,4-phenylenemethylene-1,4-phenyleneiminocarbonyl)	364
Poly(oxyoctamethyleneoxycarbonyliminohexamethyleneiminocarbonyl)	331
Poly[oxyoctamethyleneoxycarbonylimino(6-methyl-1,3-phenylene)iminocarbonyl]	337
Poly(oxyoctamethyleneoxycarbonylimino-1,4-phenylenemethylene-1,4-phenyleneiminocarbonyl)	352

Polymer name	Glass transition temperature (T_g /K)
Poly(oxytetramethyleneoxycarbonylimino-hexamethyleneiminocarbonyl)	332
Poly[oxytetramethyleneoxycarbonylimino(6-methyl-1,3-phenylene)iminocarbonyl]	315
Poly(oxytetramethyleneoxycarbonylimino-1,4-phenylenemethylene-1,4-phenyleneiminocarbonyl)	382
<i>Main-chain siloxanes</i>	
Poly[oxy(dialkylsilylene)] <i>Poly(dialkylsiloxane)</i> –[O(R ₂ Si)]–	
Poly[oxy(dimethylsilylene)]	148
<i>Poly(dimethylsiloxane)</i> [PDMS]	
Poly[oxy(dimethylsilylene)oxy-1,4-phenylene]	363 (M)
Poly[oxy(dimethylsilylene)oxy-1,4-phenyleneisopropylidene-1,4-phenylene]	318 (M)
Poly[oxy(diphenylsilylene)]	238
<i>Poly(diphenylsiloxane)</i>	
Poly[oxy(diphenylsilylene)-1,3-phenylene]	ca 331
Poly[oxy((methyl)phenylsilylene)]	187
Poly[oxy((methyl)-3,3,3-trifluoropropylsilylene)]	<193
<i>Main-chain sulfur-containing units</i>	
Poly(dithioethylene)	223
Poly(dithiomethylene-1,4-phenylenemethylene)	296
Poly(oxy-4,4'-biphenylene-1,4-phenylenesulfonyl-1,4-phenylene)	503 (M)
Poly(oxycarbonyloxy-1,4-phenylenethio-1,4-phenylene)	ca 383
Poly(oxyethylenedithioethylene)	220 (M)
Poly[oxy(2-hydroxytrimethylene)oxy-1,4-phenylenesulfonyl-1,4-phenylene]	428
Poly(oxymethyleneoxyethylenedithioethylene)	214
Poly(oxy-1,4-phenylenesulfonyl-1,4-phenyleneoxy-1,4-phenylenecarbonyl-1,4-phenylene)	478 (M)
Poly(oxy-1,4-phenylenesulfonyl-1,4-phenyleneoxy-1,4-phenyleneisopropylidene-1,4-phenylene)	438 (M)
Poly(oxy-1,4-phenylenesulfonyl-1,4-phenylene)	487
Poly(oxy-1,4-phenylenesulfonyl-4,4'-biphenylenesulfonyl-1,4-phenylene)	533
Poly[oxy-1,4-phenylenesulfonyl-1,4-phenyleneoxy(2,6-dimethyl-1,4-phenylene)isopropylidene(3,5-dimethyl-1,4-phenylene)]	508 (M)
Poly(oxy-1,4-phenylenesulfonyl-1,4-phenyleneoxy-1,4-phenylenecarbonyl-1,4-phenylene)	478 (M)
Poly[oxy-1,4-phenylenesulfonyl-1,4-phenyleneoxy-1,4-phenylene(hexafluoroisopropylidene)1,4-phenylene]	478 (M)
Poly(oxy-1,4-phenylenesulfonyl-1,4-phenyleneoxy-1,4-phenyleneisopropylidene-1,4-phenylene)	449
Poly(oxy-1,4-phenylenesulfonyl-1,4-phenyleneoxy-1,4-phenylenemethylene-1,4-phenylene)	453 (M)
Poly(oxy-1,4-phenylenesulfonyl-1,4-phenyleneoxy-1,4-phenylenethio-1,4-phenylene)	448 (M)
Poly(oxy-1,4-phenylenesulfonyl-1,4-phenyleneoxyterephthaloyl)	522
Poly(oxytetramethylenedithiotetramethylene)	197
Poly(sulfonyl-1,2-cyclohexylene)	401
Poly(sulfonyl-1,3-cyclohexylene)	381
Poly(sulfonyl-1,4-phenylenemethylene-1,4-phenylene)	497
Poly(thio-1,3-cyclohexylene)	221
Poly[thio(difluoromethylene)]	155
Poly(thioethylene)	223
Poly[thio(1-ethylethylene)]	218
Poly[thio(1-methyl-3-oxotrimethylene)]	285
Poly[thio(1-methyltrimethylene)]	214
Pol[(thio(1-oxohexamethylene)]	292
Poly(thio-1,4-phenylene)	370
Poly(thiopropylene)	226
<i>Main-chain heterocyclic units</i>	
Poly(1,3-dioxo-4,6-cyclohexylenemethylene)	378
<i>Poly(vinyl formal)</i>	
Poly[(2,6-dioxopiperidine-1,4-diyl)trimethylene]	363
Poly[(2-methyl-1,3-dioxo-4,6-cyclohexylene)methylene]	355
<i>Poly(vinyl acetal)</i>	
Poly(1,4-piperazinediylcarbonyloxyethyleneoxycarbonyl)	333
Poly(1,4-piperazinediylisophthaloyl)	465 (M)
Poly[(2-propyl-1,3-dioxo-4,6-cyclohexylene)methylene]	322
<i>Poly(vinyl butyral)</i>	
Poly(3,6-pyridazinediyl-1,4-phenyleneisopropylidene-1,4-phenyleneoxy)	453 (M)
Poly(2,5-pyridinediylcarbonylimino-hexamethyleneiminocarbonyl)	322

DIELECTRIC CONSTANT OF SELECTED POLYMERS

This table lists typical values of the dielectric constant (more properly called relative permittivity) of some important polymers. Values are given for frequencies of 1 kHz, 1 MHz, and 1 GHz; in most cases the dielectric constant at frequencies below 1 kHz does not differ significantly from the value at 1 kHz. Since the dielectric constant of a polymeric material can vary with density, degree of crystallinity, and other details of a particular sample, the values given here should be regarded as only typical or average values.

References

1. Gray, D. E., Ed., *American Institute of Physics Handbook, Third Edition*, p. 5-132, McGraw Hill, New York, 1972.
2. Anderson, H. L., Ed., *A Physicist's Desk Reference*, American Institute of Physics, New York, 1989.
3. Brandrup, J., and Immergut, E. H., *Polymer Handbook, Third Edition*, John Wiley & Sons, New York, 1989.

Name	<i>t</i> /°C	1 kHz	1 MHz	1 GHz
Polyacrylonitrile	25	5.5	4.2	
Polyamides (nylons)	25	3.50	3.14	2.8
	84	11	4.4	2.8
Polybutadiene	25	2.5		
Polycarbonate	23	2.92	2.8	
Polychloroprene (neoprene)	25	6.6	6.3	4.2
Polychlorotrifluoroethylene	23	2.65	2.46	2.39
Polyethylene	23	2.3		
Poly(ethylene terephthalate) (Mylar)	23	3.25	3.0	2.8
Polyisoprene (natural rubber)	27	2.6	2.5	2.4
Poly(methyl methacrylate)	27	3.12	2.76	2.6
	80	3.80	2.7	2.6
Polyoxymethylene (polyformaldehyde)	25	3.8		
Poly(phenylene oxide)	23	2.59	2.59	
Polypropylene	25	2.3	2.3	2.3
Polystyrene	25	2.6	2.6	2.6
Polysulfones	25	3.13	2.10	
Polytetrafluoroethylene (teflon)	25	2.1	2.1	2.1
Poly(vinyl acetate)	50		3.5	
	150		8.3	
Poly(vinyl chloride)	25	3.39	2.9	2.8
	100	5.3	3.3	2.7
Poly(vinylidene chloride)	23	4.6	3.2	2.7
Poly(vinylidene fluoride)	23	12.2	8.9	4.7

SECOND VIRIAL COEFFICIENTS OF POLYMER SOLUTIONS

Christian Wohlfarth

Second virial coefficients characterize the thermodynamic behavior of a dilute polymer solution. They are usually defined via the concentration dependence of the osmotic pressure, π , of a polymer solution:

$$\frac{\pi}{c_B} = RT \left[\frac{1}{M_n} + A_2 c_B + A_3 c_B^2 + \dots \right] \quad (1)$$

where:

A_2, A_3	second, third osmotic virial coefficient
c_B	(g cm ⁻³) concentration of polymer (B)
M_n	number-average relative molar mass of the polymer
R	gas constant
T	(measuring) temperature

However, most experimental data are measured by light scattering. Scattering methods enable the determination of A_2 via the common relation:

$$\frac{Kc_B}{R(q)} = \frac{1}{M_w P_z(q)} + 2A_2 Q(q) c_B + \dots \quad (2)$$

where:

K	a constant that summarizes the optical parameters of a scattering experiment
M_w	mass-average relative molar mass of the polymer
$P_z(q)$	z-average of the scattering function
q	scattering vector $q = \frac{4\pi}{\lambda} \sin \frac{\theta}{2}$
$Q(q)$	function for the q -dependence of A_2
$R(q)$	excess intensity of the scattered beam at the value q

λ	wavelength
θ	scattering angle

In the dilute concentration region, the virial equation is usually truncated after the second virial coefficient which leads to a linear relationship. A linearized relation over a wider concentration range can be constructed if the Stockmayer-Casassa relation between A_2 and A_3 is applied:

$$A_3 M_n = \left(\frac{A_2 M_n}{2} \right)^2 \quad (3)$$

The values of second virial coefficients depend on the chosen polymer-solvent pair, on temperature and pressure, and on molar mass. In good solvents, a scaling relation can be applied for the molar mass dependence:

$$A_2 = \alpha M_w^{-\beta} \quad (4)$$

The constants α and β for a number of polymer-solvent pairs are given in the table below. They were newly fitted to experimental data by a non-linear least-squares fitting procedure. Experimental data were taken from a recent table of experimental A_2 -values in Ref. 1. The unit of A_2 (used to determine the constants α and β) is cm³ mol g⁻². The used unit for the molar mass is g mol⁻¹.

Reference

1. Wohlfarth, C., *Thermodynamic Properties of Polymer Solutions*, in Landolt-Börnstein, New Series, Group VIII, Volume 6D, Lechner, M.D. (ed.), Springer Verlag, Berlin, Heidelberg, 2010.

Polymer	Solvent	T/K	α	β
Amylose	dimethylsulfoxide	298.15	0.0086	0.235
Amylose tris(<i>N</i> -phenyl carbamate)	2-propanone	290.15	0.0157	0.417
Cellulose tris(<i>N</i> -phenyl carbamate)	2-propanone	290.15	0.0023	0.177
Cellulose tris(<i>N</i> -phenyl carbamate)	tetrahydrofuran	298.15	0.0021	0.116
Dextran	water	298.15	0.0353	0.394
Dextran (acid-hydrolyzed)	water	298.15	0.0516	0.361
2-(Diethylamino)ethyl dextran	water	293.15	0.129	0.503
Hydroxypropyl cellulose	ethanol	298.15	0.108	0.371
Poly(<i>N</i> -acryloylmorpholine)	<i>N,N</i> -dimethylformamide	298.15	0.0084	0.295
Polybutadiene	cyclohexane	298.15	0.0112	0.204
Polybutadiene	tetrahydrofuran	296.15	0.0235	0.257
Poly(butyl methacrylate)	2-butanone	298.15	0.0099	0.285
Poly(4- <i>tert</i> -butylstyrene)	cyclohexane	298.15	0.0377	0.362
Poly(4- <i>tert</i> -butylstyrene)	toluene	310.15	0.0129	0.293
Polycarbonate-bisphenol-A	1,2-dichloroethane	298.15	0.0372	0.319
Polycarbonate-bisphenol-A	dichloromethane	298.15	0.0124	0.205
Polycarbonate-bisphenol-A	tetrahydrofuran	298.15	0.0426	0.333
Polycarbonate-bisphenol-A	trichloromethane	298.15	0.016	0.227
Poly(chloroprene)	butyl acetate	298.15	0.0041	0.229
Poly(chloroprene)	tetrachloromethane	298.15	0.0083	0.237
Poly(2-chlorostyrene)	toluene	298.15	0.0036	0.219
Poly(2-chlorostyrene)	toluene	308.15	0.0065	0.246
Poly(3-chlorostyrene)	toluene	308.15	0.0232	0.319
Poly(4-chlorostyrene)	2-butanone	294.15	0.0041	0.262

Polymer	Solvent	T/K	α	β
Poly(4-chlorostyrene)	toluene	303.15	0.0018	0.241
Poly(cyclobutyl methacrylate)	tetrahydrofuran	297.15	0.0114	0.271
Poly(cyclododecyl methacrylate)	cyclohexane	298.15	0.0029	0.242
Poly(cyclohexyl methacrylate)	cyclohexane	298.15	0.0071	0.291
Poly(cyclooctyl methacrylate)	cyclohexane	298.15	0.0056	0.271
Poly(cyclopentyl methacrylate)	tetrahydrofuran	297.15	0.0046	0.210
Poly(decyl methacrylate)	toluene	310.15	0.0389	0.398
Poly(2,5-dichlorostyrene)	1,4-dioxane	293.15	0.0044	0.295
Poly(dihexylsilylene)	tetrahydrofuran	298.15	0.0025	0.212
Poly(diisopropyl fumarate)	tetrahydrofuran	303.15	0.0044	0.197
Poly(<i>N,N</i> -dimethylacrylamide)	methanol	298.15	0.0168	0.266
Poly(<i>N,N</i> -dimethylacrylamide)	water	298.15	0.0298	0.365
Poly(3,5-dimethyl-1-methacryloylpyrazole)	trichloromethane	293.15	0.0228	0.378
Poly[<i>N</i> -(1,1-dimethyl-3-oxobutyl)acrylamide]	2-butanone	298.15	0.0134	0.310
Poly(2,6-dimethyl-1,4-phenylene ether)	toluene	298.15	0.0116	0.205
Poly(dimethylsiloxane)	toluene	298.15	0.0231	0.333
Poly(2,2-diphenylethyl methacrylate)	tetrahydrofuran	298.15	0.0052	0.275
Poly(diphenylmethyl methacrylate)	toluene	296.15	0.0027	0.256
Poly(docosyl methacrylate)	toluene	310.15	0.0445	0.423
Poly(dodecyl acrylate)	butyl acetate	296.15	0.0040	0.289
Poly(2-ethoxyethyl methacrylate)	2-butanone	298.15	0.0328	0.349
Poly(ethyl acrylate)	tetrahydrofuran	298.15	0.0320	0.328
Polyethylene (LDPE)	1-chloronaphthalene	398.15	0.109	0.419
Polyethylene (LDPE)	1,4-dimethylbenzene	354.15	0.0677	0.361
Polyethylene (LDPE)	tetrahydronaphthalene	354.65	0.113	0.443
Poly(ethylene- <i>alt</i> -propylene)	toluene	310.15	0.0451	0.333
Polyethylenimine	water	308.15	0.0813	0.490
Poly(ethyl methacrylate)	2-butanone	296.15	0.0575	0.392
Poly(ethyl methacrylate)	ethyl acetate	308.15	0.0069	0.265
Poly(3-fluorostyrene)	2-butanone	298.15	0.0542	0.397
Poly(4-fluorostyrene)	2-butanone	298.15	0.0164	0.280
Poly(hexadecyl methacrylate)	n-heptane	298.15	0.0196	0.328
Poly(hexyl acrylate)	tetrahydrofuran	298.15	0.0111	0.272
Poly(hexyl methacrylate)	2-butanone	296.15	0.0046	0.236
Poly(1-indanyl methacrylate)	tetrahydrofuran	298.15	0.0028	0.173
Poly(isobornyl methacrylate)	tetrahydrofuran	298.15	0.0042	0.244
Poly(isobutylene)	cyclohexane	298.15	0.0095	0.224
Poly(isobutylene)	n-heptane	298.15	0.0145	0.296
Poly(isobutylene)	n-hexane	297.15	0.0018	0.155
Poly(isobutylene)	trichloromethane	298.15	0.0034	0.204
Poly(isobutylene)	2,2,4-trimethylpentane	298.15	0.0051	0.219
Poly(isoprene) (70% <i>cis</i> , 23% <i>trans</i>)	cyclohexane	296.15	0.0175	0.260
Poly(isoprene) (<i>trans</i>)	cyclohexane	298.15	0.0064	0.179
Poly(isoprene) (3-arm star)	cyclohexane	296.15	0.0234	0.279
Poly(isoprene) (4-arm star)	cyclohexane	296.15	0.0172	0.249
Poly(isoprene) (8-arm star)	cyclohexane	296.15	0.0198	0.285
Poly(isoprene) (12-arm star)	cyclohexane	296.15	0.0108	0.257
Poly(isoprene) (18-arm star)	cyclohexane	296.15	0.0247	0.330
Poly(isoprene) (hydrogenated)	toluene	310.15	0.0455	0.333
Poly(<i>N</i> -isopropylacrylamide)	methanol	298.15	0.0085	0.250
Poly(<i>N</i> -isopropylacrylamide)	water	293.15	0.0028	0.195
Poly(isopropyl acrylate) (atactic)	bromobenzene	333.15	0.0172	0.285
Poly(isopropyl acrylate) (isotactic)	bromobenzene	333.15	0.0118	0.263
Poly(<i>N</i> -isopropylmethacrylamide)	water	293.15	0.0235	0.355
Poly(2-methoxyethyl methacrylate)	2-butanone	298.15	0.0525	0.397
Poly(methyl 2-butylacrylate)	2-butanone	303.15	0.0036	0.223
Poly(methyl 2-ethylacrylate)	2-butanone	303.15	0.0068	0.251
Poly(methyl methacrylate)	2-butanone	298.15	0.0052	0.254
Poly(methyl methacrylate)	1,4-dioxane	298.15	0.0164	0.295
Poly(methyl methacrylate)	nitroethane	298.15	0.0072	0.263

Polymer	Solvent	T/K	α	β
Poly(methyl methacrylate)	2-propanone	298.15	0.0035	0.235
Poly(methyl methacrylate)	tetrahydrofuran	298.15	0.0119	0.281
Poly(methyl methacrylate)	trichloromethane	298.15	0.0129	0.246
Poly(methylphenylsiloxane)	cyclohexane	298.15	0.0023	0.216
Poly(α -methylstyrene)	4- <i>tert</i> -butyltoluene	298.15	0.0027	0.239
Poly(α -methylstyrene)	1-chlorobutane	298.15	0.0025	0.250
Poly(α -methylstyrene)	toluene	298.15	0.0124	0.298
Poly(2-methylstyrene)	toluene	303.15	0.0268	0.349
Poly(4-methylstyrene)	toluene	303.15	0.0145	0.289
Poly(2-methyl-5-vinylpyridine)	2-butanone	298.15	0.0151	0.335
Poly(2-methyl-5-vinyltetrazole)	<i>N,N</i> -dimethylformamide	293.15	0.0062	0.251
Poly(octadecyl methacrylate)	toluene	310.15	0.0106	0.312
Poly(1-octene)	bromobenzene	298.15	0.0051	0.222
Poly(1-octene)	<i>n</i> -heptane	293.15	0.0473	0.330
1,4- <i>trans</i> -Poly(1,3-pentadiene)	toluene	300.75	0.0377	0.405
<i>trans</i> -1,5-Polypentenamer	<i>n</i> -hexane	298.15	0.0048	0.233
Poly(1-pentene)	toluene	303.15	0.0554	0.387
Poly(phenyl methacrylate)	2-butanone	298.15	0.0105	0.328
Poly(1-phenyl-1-propyne)	toluene	298.15	0.025	0.325
Poly(phenylsilesquioxane)	toluene	310.15	0.0046	0.288
Poly(propyl acrylate)	tetrahydrofuran	298.15	0.0094	0.251
Polypropylene (atactic)	benzene	298.15	0.0108	0.311
Polypropylene (isotactic)	1-chloronaphthalene	418.15	0.0025	0.132
Polypropylene (isotactic)	tetrahydronaphthalene	408.15	0.0045	0.118
Poly(propylene sulfide)	benzene	293.15	0.0814	0.493
Polystyrene	benzene	298.15	0.0113	0.259
Polystyrene (4-arm star)	benzene	298.15	0.0092	0.258
Polystyrene (6-arm star)	benzene	298.15	0.0093	0.268
Polystyrene	bromobenzene	293.15	0.0142	0.282
Polystyrene	2-butanone	298.15	0.0028	0.233
Polystyrene (cyclic)	2-butanone	298.15	0.0207	0.395
Polystyrene	4- <i>tert</i> -butyltoluene	323.15	0.0035	0.221
Polystyrene	1,2-dichloroethane	308.15	0.0086	0.262
Polystyrene	ethylbenzene	298.15	0.0139	0.289
Polystyrene	tetrachloromethane	298.15	0.0084	0.246
Polystyrene	tetrahydrofuran	298.15	0.0129	0.268
Polystyrene	toluene	298.15	0.0118	0.264
Polystyrene	toluene	303.15	0.0076	0.241
Polystyrene	toluene	308.15	0.0102	0.267
Polystyrene (cyclic)	toluene	298.15	0.0144	0.292
Polystyrene (3-arm star)	toluene	293.15	0.0042	0.196
Polystyrene (12-arm star)	toluene	293.15	0.0282	0.369
Poly(tetrahydro-2H-pyran-2-yl methacrylate)	toluene	310.15	0.0182	0.362
Poly[4-(1,1,3,3-tetramethylbutyl)-phenyl methacrylate]	toluene	298.15	0.054	0.420
Poly(tridecyl methacrylate)	toluene	310.15	0.0112	0.325
Poly(vinyl acetate)	2-butanone	303.15	0.0117	0.269
Poly(vinyl acetate)	2-propanone	303.15	0.0132	0.268
Poly(<i>N</i> -vinylcarbazole)	benzene	298.15	0.0012	0.197
Poly(<i>N</i> -vinylcarbazole)	benzene	303.15	0.0014	0.193
Poly(<i>N</i> -vinylcarbazole)	benzene	308.15	0.0019	0.200
Poly(<i>N</i> -vinylcarbazole)	benzene	313.15	0.0025	0.208
Poly(<i>N</i> -vinylcarbazole)	1,4-dioxane	310.15	0.0038	0.261
Poly(vinyl chloride)	tetrahydrofuran	298.15	0.0096	0.157
Poly(vinyl phenylcarbamate)	1,4-dioxane	293.15	0.0130	0.307
Poly(2-vinylpyridine-1-oxide)	2-propanol	298.15	0.0332	0.365
Poly(1-vinyl-2-pyrrolidinone)	ethanol	298.15	0.0482	0.392
Poly(1-vinyl-2-pyrrolidinone)	methanol	298.15	0.0384	0.369
Poly(1-vinyl-2-pyrrolidinone)	1-propanol	298.15	0.0409	0.385
Pullulan	water	298.15	0.0092	0.291

PRESSURE–VOLUME–TEMPERATURE RELATIONSHIPS FOR POLYMER MELTS

Christian Wohlfarth

Numerous theoretical equations of state for polymer liquids have been developed. These, at the minimum, have to provide accurate fitting functions to experimental data. However, for the purpose of this table, the empirical Tait equation along with a polynomial expression for the zero pressure isobar is used. This equation is able to represent the experimental data for the melt state within the limits of experimental errors, i.e., the maximum deviations between measured and calculated specific volumes are about 0.001–0.002 cm³/g.

The general form of the Tait equation is:

$$V(P,T) = V(0,T)\{1 - C \ln[1 + P/B(T)]\} \quad (1)$$

where the coefficient C is usually taken to be a universal constant equal to 0.0894. T is the absolute temperature in K and P the pressure in MPa. The volume V is the specific volume in cm³/g. The Tait parameter $B(T)$ has the very simple meaning that it is inversely proportional to the compressibility κ at constant temperature and zero pressure:

$$\kappa(0,T) = -[1/V(0,T)](dV/dP) = C/B(T) \quad (2)$$

The $B(T)$ function is usually given by:

$$B(T) = B_0 \exp[-B_1(T-273.15)] \quad (3)$$

but, sometimes a polynomial expression is used:

$$B(T) = b_0 + b_1(T-273.15) + b_2(T-273.15)^2 \quad (4)$$

The zero-pressure isobar $V(0,T)$ is usually given by:

$$V(0,T) = A_0 + A_1(T-273.15) + A_2(T-273.15)^2 \quad (5)$$

where A_0, A_1, A_2 are specific constants for a given polymer (the expression $T-273.15$ is used because fitting to the zero-pressure isobar is usually done in terms of Celsius temperature). Other forms for $V(0,T)$ are also found in the literature, such as

$$V(0,T) = A_3 \exp[A_4(T-273.15)] \quad (6)$$

or

$$V(0,T) = A_5 \exp(A_6 T^{1.5}) \quad (7)$$

where A_3 and A_4 or A_5 and A_6 are again specific constants for a given polymer.

The Tait equation is particularly useful to calculate derivative quantities, such as the isothermal compressibility and the thermal expansivity coefficients. The isothermal compressibility $\kappa(P,T)$ is derived from equation (1) as:

$$\kappa(P,T) = -(1/V)(dV/dP) = 1/[P + B(T)][1/C - \ln(1 + P/B(T))] \quad (8)$$

and the thermal expansivity $\alpha(P,T)$ as:

$$\alpha(P,T) = (1/V)(dV/dT) = \alpha(0,T) - PB_1\kappa(P,T) \quad (9)$$

where $\alpha(0,T)$ represents the thermal expansivity at zero (atmospheric) pressure and is calculated from any suitable fit for the zero-pressure volume, such as equations (5) through (7) above.

Because polymer melt PVT-behavior depends only slightly on polymer molar mass above the oligomeric region, usually no information is given in the original literature for the average molar mass of the polymers.

Table 1 summarizes the polymers or copolymers considered here and the experimental ranges of pressure and temperature over which data are available. In Table 2 the Tait-equation functions, with parameters obtained from the fit, are given for 90 polymer or copolymer melts.

References

1. Zoller, P., *J. Appl. Polym. Sci.*, 23, 1051–1056, 1979.
2. Starkweather, H. W., Jones, G. A., and Zoller, P., *J. Polym. Sci., Pt. B Polym. Phys.*, 26, 257–266, 1988.
3. Fakhreddine, Y. A., and Zoller, P., *J. Polym. Sci., Pt. B Polym. Phys.*, 29, 1141–1146, 1991.
4. Rodgers, P. A., *J. Appl. Polym. Sci.*, 48, 1061–1080, 1993.
5. Rodgers, P. A., *J. Appl. Polym. Sci.*, 48, 2075–2083, 1993.
6. Yi, Y. X., and Zoller, P., *J. Polym. Sci., Pt. B Polym. Phys.*, 31, 779–788, 1993.
7. Callaghan, T. A., and Paul, D. R., *Macromolecules*, 26, 2439–2450, 1993.
8. Wang, Y. Z., Hsieh, K. H., Chen, L. W., and Tseng, H. C., *J. Appl. Polym. Sci.*, 53, 1191–1201, 1994.
9. Privalko, V. P., Arbuzova, A. P., Korskanov, V. V., and Zagdanskaya, N. E., *Polym. Intern.*, 35, 161–169, 1994.
10. Sachdev, V. K., Yashi, U., and Jain, R. K., *J. Polym. Sci., Pt. B Polym. Phys.*, 36, 841–850, 1998.

TABLE 1. Names of the Polymers, Abbreviation Used, and Range of Experimental Data Applied in the Determination of the Equation Constants

Polymer	Symbol	<i>T</i> /K	<i>P</i> /MPa	Ref.
Ethylene/propylene copolymer (50 wt%)	EP50	413-523	0.1-63	4
Ethylene/vinyl acetate copolymer				
18 wt% vinyl acetate	EVA18	385-491	0.1-177	4
25 wt% vinyl acetate	EVA25	367-506	0.1-177	4
28 wt% vinyl acetate	EVA28	367-508	0.1-177	4
40 wt% vinyl acetate	EVA40	348-508	0.1-177	4
Polyamide-6	PA6	509-569	0.1-196	4
Polyamide-11	PA11	478-542	0.1-200	5
Polyamide-66	PA66	519-571	0.1-196	4
<i>cis</i> -1,4-Polybutadiene	cPBD	277-328	0.1-284	4
Polybutadiene, 8% 1,2-content	PBD-8	298-473	0.1-200	6
Polybutadiene, 24% 1,2-content	PBD-24	298-473	0.1-200	6
Polybutadiene, 40% 1,2-content	PBD-40	298-473	0.1-200	6
Polybutadiene, 50% 1,2-content	PBD-50	298-473	0.1-200	6
Polybutadiene, 87% 1,2-content	PBD-87	298-473	0.1-200	6
Poly(1-butene), isotactic	iPB	406-519	0.1-196	4
Poly(butyl methacrylate)	PnBMA	307-473	0.1-200	4
Poly(butylene terephthalate)	PBT	508-576	0.1-200	3
Poly(ϵ -caprolactone)	PCL	373-421	0.1-200	4
Polycarbonate-bisphenol-A	PC	424-613	0.1-177	4
Polycarbonate-bisphenol-chloral	BCPC	428-557	0.1-200	4
Polycarbonate-hexafluorobisphenol-A	HFPC	432-553	0.1-200	4
Polycarbonate-tetramethylbisphenol-A	TMPC	491-563	0.1-160	4
Poly(cyclohexyl methacrylate)	PcHMA	396-471	0.1-200	4
Poly(2,5-dimethylphenylene oxide)	PPO	473-593	0.1-177	4
Poly(dimethyl siloxane)	PDMS	298-343	0.1-100	4
Poly(dimethyl siloxane) $M_n = 1000$	PDMS-10	304-420	0.1-250	10
Poly(dimethyl siloxane) $M_n = 4000$	PDMS-40	298-418	0.1-250	10
Poly(dimethyl siloxane) $M_n = 6000$	PDMS-60	291-423	0.1-250	10
Poly(epichlorohydrin)	PECH	333-413	0.1-200	4
Poly(ether ether ketone)	PEEK	619-671	0.1-200	4
Poly(ethyl acrylate)	PEA	310-490	0.1-196	4
Poly(ethyl methacrylate)	PEMA	386-434	0.1-196	4
Polyethylene, high density	HDPE	413-476	0.1-196	4
Polyethylene, linear	LPE	415-473	0.1-200	4
Polyethylene, linear, high MW	HMLPE	410-473	0.1-200	4
Polyethylene, branched	BPE	398-471	0.1-200	4
Polyethylene, low density	LDPE	394-448	0.1-196	4
Polyethylene, low density, type A	LDPE-A	385-498	0.1-196	1
Polyethylene, low density, type B	LDPE-B	385-498	0.1-196	1
Polyethylene, low density, type C	LDPE-C	385-498	0.1-196	1
Poly(ethylene oxide)	PEO	361-497	0.1- 68	4
Poly(ethylene terephthalate)	PET	547-615	0.1-196	4
Poly(4-hexylstyrene)	P4HS	303-403	30-100	4
Polyisobutylene	PIB	326-383	0.1-100	4
Polyisoprene, 8% 3,4-content	PI-8	298-473	0.1-200	6
Polyisoprene, 14% 3,4-content	PI-14	298-473	0.1-200	6
Polyisoprene, 41% 3,4-content	PI-41	298-473	0.1-200	6
Polyisoprene, 56% 3,4-content	PI-56	298-473	0.1-200	6
Poly(methyl acrylate)	PMA	310-493	0.1-196	4
Poly(methyl methacrylate)	PMMA	387-432	0.1-200	4
Poly(4-methyl-1-pentene)	P4MP	514-592	0.1-196	4
Poly(α -methylstyrene)	P α MS	473-533	0.1-170	7
Poly(<i>o</i> -methylstyrene)	P <i>o</i> MS	412-471	0.1-180	4
Polyoxymethylene	POM	463-493	0.1-196	2
Phenoxy ^a	PH	341-573	0.1-177	4
Polysulfone ^b	PSF	475-644	0.1-196	4
Polyarylate ^c	PAr	450-583	0.1-177	4
Polypropylene, atactic	aPP	353-393	0.1-100	4

Polymer	Symbol	T/K	P/MPa	Ref.
Polypropylene, isotactic	iPP	443-570	0.1-196	4
Polystyrene	PS	388-469	0.1-200	4
Poly(tetrafluoroethylene)	PTFE	603-645	0.1- 39	4
Poly(tetrahydrofuran)	PTHF	335-439	0.1- 78	4
Poly(vinyl acetate)	PVAc	308-373	0.1- 80	4
Poly(vinyl chloride)	PVC	373-423	0.1-200	4
Poly(vinyl methyl ether)	PVME	303-471	0.1-200	4
Poly(vinylidene fluoride)	PVdF	451-521	0.1-200	5
Styrene/acrylonitrile copolymer				
2.7 wt% acrylonitrile	SAN3	378-539	0.1-200	4
5.7 wt% acrylonitrile	SAN6	370-540	0.1-200	4
15.3 wt% acrylonitrile	SAN15	405-531	0.1-200	4
18.0 wt% acrylonitrile	SAN18	377-528	0.1-200	4
40 wt% acrylonitrile	SAN40	373-543	0.1-200	4
70 wt% acrylonitrile	SAN70	373-544	0.1-200	4
Styrene/butadiene copolymer				
10 wt% styrene	SBR10	393-533	0.1-196	8
23.5 wt% styrene	SBR23	393-533	0.1-196	8
60 wt% styrene	SBR60	393-533	0.1-196	8
85 wt% styrene	SBR85	393-533	0.1-196	8
Styrene/methyl methacrylate copolymer				
20 wt% methyl methacrylate	SMMA20	383-543	0.1-200	4
60 wt% methyl methacrylate	SMMA60	383-543	0.1-200	4
N-Vinylcarbazole/4-ethylstyrene copolymer				
50 mol% ethylstyrene	VCES50	393-443	30-100	9
N-Vinylcarbazole/4-hexylstyrene copolymer				
80 mol% hexylstyrene	VCHS80	313-423	30-100	9
67 mol% hexylstyrene	VCHS67	333-423	30-100	9
60 mol% hexylstyrene	VCHS60	383-453	30-100	9
50 mol% hexylstyrene	VCHS50	373-443	30-100	9
40 mol% hexylstyrene	VCHS40	423-493	30-100	9
33 mol% hexylstyrene	VCHS33	463-523	30-100	9
20 mol% hexylstyrene	VCHS20	473-523	30-100	9
N-Vinylcarbazole/4-octylstyrene copolymer				
50 mol% octylstyrene	VCOS50	403-453	30-100	9
N-Vinylcarbazole/4-pentylstyrene copolymer				
50 mol% pentylstyrene	VCPS50	383-443	30-100	9

^a Phenoxy = Poly(oxy-2-hydroxytrimethyleneoxy-1,4-phenyleneisopropylidene-1,4-phenylene)

^b Polysulfone = Poly(oxy-1,4-phenylenesulfonyl-1,4-phenyleneoxy-1,4-phenyleneisopropylidene-1,4-phenylene)

^c Polyarylate = Poly(oxyterephthaloyl/isophthaloyl T/I=50/50)oxy-1,4-phenyleneisopropylidene-1,4-phenylene

TABLE 2. Tait Equation Parameter Functions for Polymer Melts

Polymer	$V(0,T)/\text{cm}^3\text{g}^{-1}$	$B(T)/\text{MPa}$
EP50	$1.2291 + 5.799 \cdot 10^{-5}(T-273.15) + 1.964 \cdot 10^{-6}(T-273.15)^2$	$487.0 \exp[-8.103 \cdot 10^{-3}(T-273.15)]$
EVA18	$1.02391 \exp(2.173 \cdot 10^{-5} T^{1.5})$	$188.2 \exp[-4.537 \cdot 10^{-3}(T-273.15)]$
EVA25	$1.00416 \exp(2.244 \cdot 10^{-5} T^{1.5})$	$184.4 \exp[-4.734 \cdot 10^{-3}(T-273.15)]$
EVA28	$1.00832 \exp(2.241 \cdot 10^{-5} T^{1.5})$	$183.5 \exp[-4.457 \cdot 10^{-3}(T-273.15)]$
EVA40	$1.06332 \exp(2.288 \cdot 10^{-5} T^{1.5})$	$205.1 \exp[-4.989 \cdot 10^{-3}(T-273.15)]$
PA6	$0.7597 \exp[4.701 \cdot 10^{-4}(T-273.15)]$	$376.7 \exp[-4.660 \cdot 10^{-3}(T-273.15)]$
PA11	$0.9581 \exp[6.664 \cdot 10^{-4}(T-273.15)]$	$254.7 \exp[-4.178 \cdot 10^{-3}(T-273.15)]$
PA66	$0.7657 \exp[6.600 \cdot 10^{-4}(T-273.15)]$	$316.4 \exp[-5.040 \cdot 10^{-3}(T-273.15)]$
cPBD	$1.0970 \exp[6.600 \cdot 10^{-4}(T-273.15)]$	$177.7 \exp[-3.593 \cdot 10^{-3}(T-273.15)]$
PBD-8	$1.1004 + 6.718 \cdot 10^{-4}(T-273.15) + 6.584 \cdot 10^{-7}(T-273.15)^2$	$200.0 \exp[-4.606 \cdot 10^{-3}(T-273.15)]$
PBD-24	$1.1049 + 6.489 \cdot 10^{-4}(T-273.15) + 7.099 \cdot 10^{-7}(T-273.15)^2$	$193.0 \exp[-4.519 \cdot 10^{-3}(T-273.15)]$
PBD-40	$1.1013 + 6.593 \cdot 10^{-4}(T-273.15) + 5.776 \cdot 10^{-7}(T-273.15)^2$	$188.0 \exp[-4.437 \cdot 10^{-3}(T-273.15)]$
PBD-50	$1.1037 + 5.955 \cdot 10^{-4}(T-273.15) + 7.789 \cdot 10^{-7}(T-273.15)^2$	$183.0 \exp[-4.425 \cdot 10^{-3}(T-273.15)]$
PBD-87	$1.1094 + 6.729 \cdot 10^{-4}(T-273.15) + 4.470 \cdot 10^{-7}(T-273.15)^2$	$175.0 \exp[-4.538 \cdot 10^{-3}(T-273.15)]$
iPB	$1.1417 \exp[6.751 \cdot 10^{-4}(T-273.15)]$	$167.5 \exp[-4.533 \cdot 10^{-3}(T-273.15)]$
PnBMA	$0.9341 + 5.5254 \cdot 10^{-4}(T-273.15) + 6.5803 \cdot 10^{-6}(T-273.15)^2 + 1.5691 \cdot 10^{-10}(T-273.15)^3$	$226.7 \exp[-5.344 \cdot 10^{-3}(T-273.15)]$
PBT	$0.9640 - 1.017 \cdot 10^{-3}(T-273.15) + 3.065 \cdot 10^{-6}(T-273.15)^2$	$263.0 \exp[-3.444 \cdot 10^{-3}(T-273.15)]$
PCL	$0.9049 \exp[6.392 \cdot 10^{-4}(T-273.15)]$	$189.0 \exp[-3.931 \cdot 10^{-3}(T-273.15)]$
PC	$0.73565 \exp(1.859 \cdot 10^{-5} T^{1.5})$	$310.0 \exp[-4.078 \cdot 10^{-3}(T-273.15)]$
BCPC	$0.6737 + 3.634 \cdot 10^{-4}(T-273.15) + 2.370 \cdot 10^{-7}(T-273.15)^2$	$363.4 \exp[-4.921 \cdot 10^{-3}(T-273.15)]$
HFPC	$0.6111 + 4.898 \cdot 10^{-4}(T-273.15) + 1.730 \cdot 10^{-7}(T-273.15)^2$	$236.6 \exp[-5.156 \cdot 10^{-3}(T-273.15)]$
TMPC	$0.8497 + 5.073 \cdot 10^{-4}(T-273.15) + 3.832 \cdot 10^{-7}(T-273.15)^2$	$231.4 \exp[-4.242 \cdot 10^{-3}(T-273.15)]$
PcHMA	$0.8793 + 4.0504 \cdot 10^{-4}(T-273.15) + 7.774 \cdot 10^{-7}(T-273.15)^2 - 7.7534 \cdot 10^{-10}(T-273.15)^3$	$295.2 \exp[-5.220 \cdot 10^{-3}(T-273.15)]$
PPO	$0.78075 \exp(2.151 \cdot 10^{-5} T^{1.5})$	$227.8 \exp[-4.290 \cdot 10^{-3}(T-273.15)]$
PDMS	$1.0079 \exp[9.121 \cdot 10^{-4}(T-273.15)]$	$89.4 \exp[-5.701 \cdot 10^{-3}(T-273.15)]$
PDMS-10	$0.8343 + 5.991 \cdot 10^{-4}(T-273.15) + 5.734 \cdot 10^{-7}(T-273.15)^2$	$542.63 \exp[-6.69 \cdot 10^{-3}(T-273.15)]$
PDMS-40	$0.8018 + 7.072 \cdot 10^{-4}(T-273.15) + 3.635 \cdot 10^{-7}(T-273.15)^2$	$482.73 \exp[-6.09 \cdot 10^{-3}(T-273.15)]$
PDMS-60	$0.8146 + 5.578 \cdot 10^{-4}(T-273.15) + 5.774 \cdot 10^{-7}(T-273.15)^2$	$482.73 \exp[-6.09 \cdot 10^{-3}(T-273.15)]$
PECH	$0.7216 \exp[5.825 \cdot 10^{-4}(T-273.15)]$	$238.3 \exp[-4.171 \cdot 10^{-3}(T-273.15)]$
PEEK	$0.7158 \exp[6.690 \cdot 10^{-4}(T-273.15)]$	$388.0 \exp[-4.124 \cdot 10^{-3}(T-273.15)]$
PEA	$0.8756 \exp[7.241 \cdot 10^{-4}(T-273.15)]$	$193.2 \exp[-4.839 \cdot 10^{-3}(T-273.15)]$
PEMA	$0.8614 \exp[7.468 \cdot 10^{-4}(T-273.15)]$	$260.9 \exp[-5.356 \cdot 10^{-3}(T-273.15)]$
HDPE	$1.1595 + 8.0394 \cdot 10^{-4}(T-273.15)$	$179.9 \exp[-4.739 \cdot 10^{-3}(T-273.15)]$
LPE	$0.9172 \exp[7.806 \cdot 10^{-4}(T-273.15)]$	$176.7 \exp[-4.661 \cdot 10^{-3}(T-273.15)]$
HMLPE	$0.8992 \exp[8.502 \cdot 10^{-4}(T-273.15)]$	$168.3 \exp[-4.292 \cdot 10^{-3}(T-273.15)]$
BPE	$0.9399 \exp[7.341 \cdot 10^{-4}(T-273.15)]$	$177.1 \exp[-4.699 \cdot 10^{-3}(T-273.15)]$
LDPE	$1.1944 + 2.841 \cdot 10^{-4}(T-273.15) + 1.872 \cdot 10^{-6}(T-273.15)^2$	$202.2 \exp[-5.243 \cdot 10^{-3}(T-273.15)]$
LDPE-A	$1.1484 \exp[6.950 \cdot 10^{-4}(T-273.15)]$	$192.9 \exp[-4.701 \cdot 10^{-3}(T-273.15)]$
LDPE-B	$1.1524 \exp[6.700 \cdot 10^{-4}(T-273.15)]$	$196.6 \exp[-4.601 \cdot 10^{-3}(T-273.15)]$
LDPE-C	$1.1516 \exp[6.730 \cdot 10^{-4}(T-273.15)]$	$186.7 \exp[-4.391 \cdot 10^{-3}(T-273.15)]$
PEO	$0.8766 \exp[7.087 \cdot 10^{-4}(T-273.15)]$	$207.7 \exp[-3.947 \cdot 10^{-3}(T-273.15)]$
PET	$0.6883 + 5.90 \cdot 10^{-4}(T-273.15)$	$369.7 \exp[-4.150 \cdot 10^{-3}(T-273.15)]$
P4HS	$0.8251 + 6.77 \cdot 10^{-4} T$	$103.1 \exp[-2.417 \cdot 10^{-3}(T-273.15)]$
PIB	$1.0750 \exp[5.651 \cdot 10^{-4}(T-273.15)]$	$200.3 \exp[-4.329 \cdot 10^{-3}(T-273.15)]$
PI-8	$1.1030 + 6.488 \cdot 10^{-4}(T-273.15) + 5.125 \cdot 10^{-7}(T-273.15)^2$	$188.0 \exp[-4.541 \cdot 10^{-3}(T-273.15)]$
PI-14	$1.0943 + 6.293 \cdot 10^{-4}(T-273.15) + 6.231 \cdot 10^{-7}(T-273.15)^2$	$202.0 \exp[-4.653 \cdot 10^{-3}(T-273.15)]$
PI-41	$1.0951 + 6.188 \cdot 10^{-4}(T-273.15) + 6.629 \cdot 10^{-7}(T-273.15)^2$	$199.0 \exp[-4.622 \cdot 10^{-3}(T-273.15)]$
PI-56	$1.0957 + 6.655 \cdot 10^{-4}(T-273.15) + 5.661 \cdot 10^{-7}(T-273.15)^2$	$200.0 \exp[-4.644 \cdot 10^{-3}(T-273.15)]$
PMA	$0.8365 \exp[6.795 \cdot 10^{-4}(T-273.15)]$	$235.8 \exp[-4.493 \cdot 10^{-3}(T-273.15)]$
PMMA	$0.8254 + 2.8383 \cdot 10^{-4}(T-273.15) + 7.792 \cdot 10^{-7}(T-273.15)^2$	$287.5 \exp[-4.146 \cdot 10^{-3}(T-273.15)]$
P4MP	$1.4075 - 9.095 \cdot 10^{-4}(T-273.15) + 3.497 \cdot 10^{-6}(T-273.15)^2$	$37.67 + 0.2134(T-273.15) - 7.0445 \cdot 10^{-4}(T-273.15)^2$
PαMS	$0.89365 + 3.4864 \cdot 10^{-4}(T-273.15) + 5.0184 \cdot 10^{-7}(T-273.15)^2$	$297.7 \exp[-4.074 \cdot 10^{-3}(T-273.15)]$
PoMS	$0.9396 \exp[5.306 \cdot 10^{-4}(T-273.15)]$	$261.9 \exp[-4.114 \cdot 10^{-3}(T-273.15)]$
POM	$0.7484 \exp[6.770 \cdot 10^{-4}(T-273.15)]$	$305.6 \exp[-4.326 \cdot 10^{-3}(T-273.15)]$
PH	$0.76644 \exp(1.921 \cdot 10^{-5} T^{1.5})$	$359.9 \exp[-4.378 \cdot 10^{-3}(T-273.15)]$
PSF	$0.7644 + 3.419 \cdot 10^{-4}(T-273.15) + 3.126 \cdot 10^{-7}(T-273.15)^2$	$365.9 \exp[-3.757 \cdot 10^{-3}(T-273.15)]$
PAr	$0.73381 \exp(1.626 \cdot 10^{-5} T^{1.5})$	$296.9 \exp[-3.375 \cdot 10^{-3}(T-273.15)]$
aPP	$1.1841 - 1.091 \cdot 10^{-4}(T-273.15) + 5.286 \cdot 10^{-6}(T-273.15)^2$	$162.1 \exp[-6.604 \cdot 10^{-3}(T-273.15)]$
iPP	$1.1606 \exp[6.700 \cdot 10^{-4}(T-273.15)]$	$149.1 \exp[-4.177 \cdot 10^{-3}(T-273.15)]$

Polymer	$V(0,T)/\text{cm}^3\text{g}^{-1}$	$B(T)/\text{MPa}$
PS	$0.9287 \exp[5.131 \cdot 10^{-4}(T-273.15)]$	$216.9 \exp[-3.319 \cdot 10^{-3}(T-273.15)]$
PTFE	$0.3200 + 9.5862 \cdot 10^{-4}(T-273.15)$	$425.2 \exp[-9.380 \cdot 10^{-3}(T-273.15)]$
PTHF	$1.0043 \exp[6.691 \cdot 10^{-4}(T-273.15)]$	$178.6 \exp[-4.223 \cdot 10^{-3}(T-273.15)]$
PVAc	$0.82496 + 5.820 \cdot 10^{-4}(T-273.15) + 2.940 \cdot 10^{-7}(T-273.15)^2$	$204.9 \exp[-4.346 \cdot 10^{-3}(T-273.15)]$
PVC	$0.7196 + 5.581 \cdot 10^{-5}(T-273.15) + 1.468 \cdot 10^{-6}(T-273.15)^2$	$294.2 \exp[-5.321 \cdot 10^{-3}(T-273.15)]$
PVME	$0.9585 \exp[6.653 \cdot 10^{-4}(T-273.15)]$	$215.8 \exp[-4.588 \cdot 10^{-3}(T-273.15)]$
PVdF	$0.5790 \exp[8.051 \cdot 10^{-4}(T-273.15)]$	$244.0 \exp[-5.210 \cdot 10^{-3}(T-273.15)]$
SAN3	$0.9233 + 3.936 \cdot 10^{-4}(T-273.15) + 5.685 \cdot 10^{-7}(T-273.15)^2$	$239.8 \exp[-4.376 \cdot 10^{-3}(T-273.15)]$
SAN6	$0.9211 + 4.370 \cdot 10^{-4}(T-273.15) + 5.846 \cdot 10^{-7}(T-273.15)^2$	$226.9 \exp[-4.286 \cdot 10^{-3}(T-273.15)]$
SAN15	$0.9044 + 4.207 \cdot 10^{-4}(T-273.15) + 4.077 \cdot 10^{-7}(T-273.15)^2$	$238.4 \exp[-3.943 \cdot 10^{-3}(T-273.15)]$
SAN18	$0.9016 + 4.036 \cdot 10^{-4}(T-273.15) + 4.206 \cdot 10^{-7}(T-273.15)^2$	$240.4 \exp[-3.858 \cdot 10^{-3}(T-273.15)]$
SAN40	$0.8871 + 3.406 \cdot 10^{-4}(T-273.15) + 4.938 \cdot 10^{-7}(T-273.15)^2$	$289.3 \exp[-4.431 \cdot 10^{-3}(T-273.15)]$
SAN70	$0.8528 + 3.616 \cdot 10^{-4}(T-273.15) + 2.634 \cdot 10^{-7}(T-273.15)^2$	$335.4 \exp[-3.923 \cdot 10^{-3}(T-273.15)]$
SBR10	$0.9053 \exp(2.437 \cdot 10^{-5} T^{1.5})$	$530.3 \exp[-3.99 \cdot 10^{-3}(T-273.15)]$
SBR23	$0.8986 \exp(2.317 \cdot 10^{-5} T^{1.5})$	$551.6 \exp[-4.17 \cdot 10^{-3}(T-273.15)]$
SBR60	$0.8812 \exp(2.031 \cdot 10^{-5} T^{1.5})$	$486.0 \exp[-4.34 \cdot 10^{-3}(T-273.15)]$
SBR85	$0.8704 \exp(1.846 \cdot 10^{-5} T^{1.5})$	$356.7 \exp[-4.24 \cdot 10^{-3}(T-273.15)]$
SMMA20	$0.9063 + 3.570 \cdot 10^{-4}(T-273.15) + 6.532 \cdot 10^{-7}(T-273.15)^2$	$232.0 \exp[-4.143 \cdot 10^{-3}(T-273.15)]$
SMMA60	$0.8610 + 3.350 \cdot 10^{-4}(T-273.15) + 6.980 \cdot 10^{-7}(T-273.15)^2$	$261.0 \exp[-4.611 \cdot 10^{-3}(T-273.15)]$
VCES50	$0.6676 + 6.63 \cdot 10^{-4} T$	$5281.7 \exp[-9.264 \cdot 10^{-3}(T-273.15)]$
VCHS80	$0.7753 + 6.17 \cdot 10^{-4} T$	$247.6 \exp[-2.604 \cdot 10^{-3}(T-273.15)]$
VCHS67	$0.8028 + 6.50 \cdot 10^{-4} T$	$581.7 \exp[-4.553 \cdot 10^{-3}(T-273.15)]$
VCHS60	$0.8213 + 6.23 \cdot 10^{-4} T$	$229.1 \exp[-2.133 \cdot 10^{-3}(T-273.15)]$
VCHS50	$0.7827 + 5.05 \cdot 10^{-4} T$	$136.0 \exp[-1.083 \cdot 10^{-3}(T-273.15)]$
VCHS40	$0.7805 + 4.92 \cdot 10^{-4} T$	$155.0 \exp[-1.605 \cdot 10^{-3}(T-273.15)]$
VCHS33	$0.7710 + 4.86 \cdot 10^{-4} T$	$460.4 \exp[-3.453 \cdot 10^{-3}(T-273.15)]$
VCHS20	$0.6416 + 5.42 \cdot 10^{-4} T$	$489.8 \exp[-3.193 \cdot 10^{-3}(T-273.15)]$
VCOS50	$0.7081 + 7.40 \cdot 10^{-4} T$	$666.5 \exp[-4.503 \cdot 10^{-3}(T-273.15)]$
VCPS50	$0.7814 + 4.36 \cdot 10^{-4} T$	$880.1 \exp[-4.393 \cdot 10^{-3}(T-273.15)]$

UPPER CRITICAL (UCST) AND LOWER CRITICAL (LCST) SOLUTION TEMPERATURES OF BINARY POLYMER SOLUTIONS

Christian Wohlfarth

Liquid–liquid demixing in solutions of polymers in low molar mass solvents is not a rare phenomenon. Demixing depends on concentration, temperature, pressure, molar mass and molar mass distribution function of the polymer, chain branching and end groups of the polymer, the chemical nature of the solvent, isotope substitution in solvents or polymers, chemical composition of copolymers and its distributions, and other variables. Phase diagrams of polymer solutions can therefore show quite complicated behavior when they have to be considered in detail (see Ref. 1a).

Polymer solutions can undergo demixing when cooling a homogeneous solution as well as when heating such a solution. The corresponding cloud-point curves show a maximum (UCST behavior) or a minimum (LCST behavior). For common polymer solutions, the LCST region is at higher temperatures (in many cases near the critical temperature of the solvent) than the UCST region. The temperature range between both extrema provides the essential information where the one-phase region of a polymer solution can be found. In the case of monodisperse polymers the extrema are equal to the critical points. However, in the case of polydisperse polymers with distribution functions, these extrema are threshold temperatures whereas the critical point shifts to higher concentrations on the shoulder of the cloud-point curve. Usually, the critical concentration is much more strongly influenced than the critical temperature. Thus, the table below does not distinguish between threshold and critical temperatures.

UCST and LCST values depend somewhat on pressure. LCST values in the table are usually given at the vapor pressure of the solvent at this temperature. UCST values are measured in most cases at normal pressure; data at higher pressures are neglected

here. The interested reader can find such information, for example, in Refs. 76, 84, 104, 157, 165, 177, 185–187, or 192.

However, UCST and LCST values of a given polymer/solvent pair depend strongly on the molar mass of the polymer. In the case of monodisperse polymers, this dependency can be described in good approximation by the so-called Shultz-Flory plot (see Refs. 6 and 8):

$$\frac{1}{T_{\text{crit}}} = \frac{1}{\theta} \left[1 + \text{const.} \cdot \left(\frac{1}{\sqrt{r}} - \frac{1}{2r} \right) \right] \quad (1)$$

where r denotes the number of segments of a polymer (being proportional to the degree of polymerization or to the molar mass or molar volume of the polymer). Extrapolation to $r \rightarrow \infty$, i.e., to infinite molar mass, leads to the value of the θ -temperature. This θ -temperature is the highest temperature for UCST behavior or the lowest temperature for LCST behavior and a given polymer/solvent pair. In the case of polydisperse polymers, the segment number in equation (1) is to be replaced by its weight average, r_w (related to M_w). The constant in equation (1) reflects further thermodynamic properties of the given polymer/solvent pair, but should not depend on molar mass. A detailed discussion can be found in Ref. 1b.

The table gives the UCST and LCST values for selected polymer/solvent pairs at specified values of the molar mass, as measured by the number average M_n , mass average M_w , or viscosity average M_η . Further information on the molar mass dependence of UCST and LCST can be found in the references.

Polymer	$M_n/\text{g mol}^{-1}$	$M_w/\text{g mol}^{-1}$	$M_v/\text{g mol}^{-1}$	Solvent	UCST/K	LCST/K	Ref.
Acrylonitrile/butadiene copolymer							
(18% Acrylonitrile)			840000	Ethyl acetate		427	220
(26% Acrylonitrile)			1000000	Ethyl acetate		412	220
Butadiene/ α -methylstyrene copolymer (10% α -Methylstyrene)			100000	Ethyl acetate	387	393	220
Carbon monoxide/ethylene copolymer (1:1, alternating)		1000000		1,1,1,3,3,3-Hexafluoro-2-propanol		453	159
Cellulose diacetate			120000	Benzyl alcohol	372		86
	59900	75500		2-Butanone	279.7	471.5	111
	59300			2-Propanone	216.2	438.2	42
Cellulose diacetate/styrene graft copolymer (77.4 wt% grafted polystyrene)		750000		N,N-Dimethylformamide	262	399	106
		750000		Tetrahydrofuran		363	106
Cellulose nitrate (13.3 wt% N)	unknown			2-Propanone	328	182	148
Cellulose triacetate			20000	Benzyl alcohol	322		86
		100500		2-Propanone	290.0	472.0	42
Cellulose tricaprylate	infinite			N,N-Dimethylformamide	413		5
	infinite			3-Phenyl-1-propanol	321		5
Decamethyltetrasiloxane	310.69			Tetradecafluorohexane	332.59		195
N,N-Dimethylacrylamide/2-butoxyethyl acrylate copolymer (50 wt% 2-butoxyethyl acrylate)				Water		<273.2	164
N,N-Dimethylacrylamide/butyl acrylate copolymer							
(15 wt% Butyl acrylate)				Water		346.2	164
(20 wt% Butyl acrylate)				Water		323.2	164
(30 wt% Butyl acrylate)				Water		294.2	164

Polymer	$M_n/\text{g mol}^{-1}$	$M_w/\text{g mol}^{-1}$	$M_w/\text{g mol}^{-1}$	Solvent	UCST/K	LCST/K	Ref.
(35 wt% Butyl acrylate)				Water		281.2	164
<i>N,N</i> -Dimethylacrylamide/2-ethoxyethyl acrylate copolymer							
(50 wt% 2-Ethoxyethyl acrylate)				Water		319.2	164
(75 wt% 2-Ethoxyethyl acrylate)				Water		285.2	164
<i>N,N</i> -Dimethylacrylamide/ethyl acrylate copolymer							
(25 wt% Ethyl acrylate)				Water		347.2	164
(30 wt% Ethyl acrylate)				Water		334.2	164
(50 wt% Ethyl acrylate)				Water		287.2	164
(55 wt% Ethyl acrylate)				Water		<273.2	164
<i>N,N</i> -Dimethylacrylamide/2-methoxyethyl acrylate copolymer							
(38 mol% 2-Methoxyethyl acrylate)				Water		353	184
(45 mol% 2-Methoxyethyl acrylate)				Water		333	184
(55 mol% 2-Methoxyethyl acrylate)				Water		315	184
(68 mol% 2-Methoxyethyl acrylate)				Water		305	184
(82 mol% 2-Methoxyethyl acrylate)				Water		288	184
(92 mol% 2-Methoxyethyl acrylate)				Water		283	184
<i>N,N</i> -Dimethylacrylamide/methyl acrylate copolymer							
(30 wt% Methyl acrylate)				Water		371.2	164
(40 wt% Methyl acrylate)				Water		338.2	164
(50 wt% Methyl acrylate)				Water		314.2	164
(55 wt% Methyl acrylate)				Water		294.2	164
(60 wt% Methyl acrylate)				Water		279.2	164
(70 wt% Methyl acrylate)				Water		<273.2	164
<i>N,N</i> -Dimethylacrylamide/propyl acrylate copolymer							
(20 wt% Propyl acrylate)				Water		353.2	164
(30 wt% Propyl acrylate)				Water		337.2	164
(40 wt% Propyl acrylate)				Water		294.2	164
(50 wt% Propyl acrylate)				Water		281.2	164
Dimethylsiloxane/methylphenylsiloxane copolymer (15 wt% methylphenylsiloxane)	9100	41200		Anisole	291.45		198
	9100	41200		2-Propanone	282.45		198
Ethylene/propylene copolymer (33 mol% ethylene)			145000	Cyclohexane		534	101
			145000	Cyclopentane		490	101
			145000	2,2-Dimethylbutane		428	101
			145000	2,3-Dimethylbutane		452	101
			145000	3,4-Dimethylhexane		541	101
			145000	2,2-Dimethylpentane		472	101
			145000	2,3-Dimethylpentane		500	101
			145000	2,4-Dimethylpentane		464	101
			145000	3-Ethylpentane		511	101
			145000	Heptane		502	101
			145000	Hexane		455	101
			145000	2-Methylbutane		396	101
			145000	Methylcyclohexane		558	101
			145000	Methylcyclopentane		512	101
			145000	2-Methylhexane		486	101
			145000	Nonane		558	101
			145000	Octane		528	101
			145000	Pentane		409	101
			145000	2,2,4,4-Tetramethylpentane		539	101
			145000	2,2,3-Trimethylbutane		500	101
			145000	2,2,4-Trimethylpentane		503	101
Ethylene/propylene copolymer (43 mol% ethylene)	70000	140000		Hexane		436	127
	70000	140000		2-Methylpentane		474	127
	70000	140000		Pentane		441	127
Ethylene/propylene copolymer (53 mol% ethylene)			154000	2,2-Dimethylbutane		407	101
			154000	2,3-Dimethylbutane		437	101
			154000	2,2-Dimethylpentane		453	101

Polymer	$M_n/\text{g mol}^{-1}$	$M_w/\text{g mol}^{-1}$	$M_n/\text{g mol}^{-1}$	Solvent	UCST/K	LCST/K	Ref.
Ethylene/propylene copolymer (63 mol% ethylene)	236000	236000	154000	2,3-Dimethylpentane		488	101
			154000	2,4-Dimethylpentane		445	101
			154000	3-Ethylpentane		500	101
			154000	Heptane		493	101
			154000	Hexane		443	101
			154000	Pentane		395	101
			154000	2,2,3-Trimethylbutane		488	101
			154000	2,3,4-Trimethylhexane		565	101
			154000	2,2,4-Trimethylpentane		484	101
			236000	Cyclohexane		526	101
			236000	Cyclopentane		481	101
			236000	2,3-Dimethylbutane		429	101
			236000	3,4-Dimethylhexane		530	101
			236000	2,2-Dimethylpentane		444	101
			236000	2,3-Dimethylpentane		482	101
			236000	2,4-Dimethylpentane		434	101
			236000	3-Ethylpentane		492	101
			236000	Heptane		485	101
			236000	Hexane		436	101
			236000	2-Methylbutane		348	101
			236000	Methylcyclopentane		498	101
			236000	Nonane		547	101
			236000	Octane		512	101
Ethylene/propylene copolymer (75 mol% ethylene)	109000	109000	236000	Pentane		387	101
			236000	2,2,4,4-Tetramethylpentane		528	101
			236000	2,2,3-Trimethylbutane		479	101
			236000	2,2,4-Trimethylpentane		479	101
			109000	2,2-Dimethylpentane		431	101
			109000	2,4-Dimethylpentane		425	101
			109000	Heptane		475	101
			109000	Hexane		427	101
			109000	Nonane		542	101
			109000	Octane		509	101
			109000	Pentane		378	101
			109000	2,2,4,4-Tetramethylpentane		523	101
Ethylene/propylene copolymer (81 mol% ethylene)	195000	195000	109000	2,2,4-Trimethylpentane		469	101
			195000	Cyclohexane		522	101
			195000	Cyclopentane		474	101
			195000	2,2-Dimethylbutane		381	101
			195000	2,3-Dimethylbutane		413	101
			195000	2,4-Dimethylhexane		478	101
			195000	2,5-Dimethylhexane		466	101
			195000	3,4-Dimethylhexane		522	101
			195000	2,2-Dimethylpentane		425	101
			195000	2,3-Dimethylpentane		471	101
			195000	2,4-Dimethylpentane		420	101
			195000	3-Ethylpentane		478	101
			195000	Heptane		468	101
			195000	Hexane		425	101
			195000	2-Methylbutane		327	101
			195000	Methylcyclohexane		541	101
			195000	Methylcyclopentane		493	101
			195000	2-Methylhexane		453	101
			195000	3-Methylhexane		459	101
			195000	Nonane		540	101
Ethylene/vinyl acetate copolymer	195000	195000	195000	Octane		506	101
			195000	Pentane		370	101
			195000	2,2,4,4-Tetramethylpentane		519	101
			195000	2,2,3-Trimethylbutane		461	101
			195000	2,2,4-Trimethylpentane		460	101

Polymer	$M_w/g\text{ mol}^{-1}$	$M_w/g\text{ mol}^{-1}$	$M_w/g\text{ mol}^{-1}$	Solvent	UCST/K	LCST/K	Ref.
(2.3 wt% vinyl acetate)	52000	465000		Diphenyl ether	404.2		143
(4.0 wt% vinyl acetate)	47000	280000		Diphenyl ether	392.5		143
(7.1 wt% Vinyl acetate)	34000	460000		Diphenyl ether	378.2		143
(9.5 wt% Vinyl acetate)	53000	350000		Diphenyl ether	367.3		143
(9.7 wt% Vinyl acetate)	55000	490000		Diphenyl ether	370.8		143
(12.1 wt% Vinyl acetate)	66000	300000		Diphenyl ether	360.4		143
(42.6 mol% Vinyl acetate)	14800	41500		Methyl acetate	307.0		130
Ethylene/vinyl alcohol copolymer							
(87.2 mol% Vinyl alcohol)			infinite	Water	463.55	285.65	44
(88.9 mol% Vinyl alcohol)			infinite	Water	449.15	290.75	44
(91.0 mol% Vinyl alcohol)			infinite	Water	428.45	302.95	44
(94.1 mol% Vinyl alcohol)			infinite	Water	389.25	324.45	44
Ethylene oxide/propylene oxide copolymer							
(20.0 mol% Ethylene oxide)	3400			Water		303	211
(27.0 mol% Ethylene oxide)	3000			Water		309	210
(30.0 mol% Ethylene oxide)	5400			Water		313	211
(38.5 mol% Ethylene oxide)	5000			Water		309	210
(50.0 mol% Ethylene oxide)	3900			Water		323	211
(58.8 mol% Ethylene oxide)	3000			Water		326.65	210
(72.4 mol% Ethylene oxide)		36000		Water		333	153
(79.5 mol% Ethylene oxide)		30800		Water		345	153
(86.6 mol% Ethylene oxide)		30100		Water		355.5	153
Gutta Percha			194000	Propyl acetate	318.95		7
Hydroxypropylcellulose		75000		Water		318.45	43
		300000		Water		331.25	43
<i>N</i> -Isopropylacrylamide/acrylamide copolymer							
(15 mol% Acrylamide)		3100000		Water		315.15	172
(30 mol% Acrylamide)		4500000		Water		326.15	172
(45 mol% Acrylamide)		3900000		Water		347.15	172
<i>N</i> -Isopropylacrylamide/1-deoxy-1-methacrylamido- <i>D</i> -glucitol							
(12.9 mol% Glucitol)	78000	170000		Water		311.3	218
(13.7 mol% Glucitol)	51600	110000		Water		314.9	218
(14.0 mol% Glucitol)	145000	432000		Water		307.5	218
<i>N</i> -Isopropylacrylamide/ <i>N</i> -isopropylmethacrylamide copolymer							
(10.56 mol% <i>N</i> -Isopropylmethacrylamide)	55300	177000		Water		307.15	212
(30.00 mol% <i>N</i> -Isopropylmethacrylamide)	28800	92000		Water		309.75	212
(39.99 mol% <i>N</i> -Isopropylmethacrylamide)	23100	74000		Water		311.05	212
(59.89 mol% <i>N</i> -Isopropylmethacrylamide)	23100	74000		Water		314.65	212
(79.81 mol% <i>N</i> -Isopropylmethacrylamide)	16600	53000		Water		317.35	212
(89.99 mol% <i>N</i> -Isopropylmethacrylamide)	14700	47000		Water		318.75	212
Methylcellulose (about 30 mol% methyl substitution)			70000	Water		324.75	47
Methylcellulose/hydroxypropylcellulose copolymer (25 mol% methyl, 8 mol% hydroxypropyl substitution)			80000	Water		340.15	63
Natural rubber		300000		Pentane		403	10
			74500	2-Pentanone	274.45		7
Phenol-formaldehyde resin (acetylated)				2-Ethoxyethanol	378.2		200
Poly(acrylic acid)		120000		Tetrahydrofuran		268.3	189
Poly[bis(2,3-dimethoxypropanoxy)phosphazene]	1070000	1500000		Water		317.15	183
Poly[bis(2-(2'-methoxyethoxy)ethoxy)phosphazene]	667000	1000000		Water		338.15	183
Poly[bis(2,3-bis(2-methoxyethoxy)propanoxy)phosphazene]	714000	1000000		Water		311.15	183
Poly[bis(2,3-bis(2-(2'-methoxyethoxy)ethoxy)propanoxy)phosphazene]	1420000	1700000		Water		322.65	183
Poly[bis(2,3-bis(2-(2''-dimethoxyethoxy)ethoxy)ethoxy)propanoxy)phosphazene]	857000	1200000		Water		334.65	183
Poly(1-butene) (atactic)	infinite			Anisole	359.4		11
	infinite			Toluene	356.2		28

Polymer	$M_w/g\text{ mol}^{-1}$	$M_w/g\text{ mol}^{-1}$	$M_w/g\text{ mol}^{-1}$	Solvent	UCST/K	LCST/K	Ref.
Poly(1-butene) (isotactic)	infinite			Anisole	362.3		11
				Cyclopentane		498	102
				2,2-Dimethylbutane		444	102
				2,5-Dimethylhexane		519	102
				3,4-Dimethylhexane		559	102
				2,3-Dimethylpentane		517	102
				2,4-Dimethylpentane		480	102
				3-Ethylpentane		523	102
				Heptane		509	102
				Hexane		464	102
				2-Methylbutane		416	102
				Nonane		564	102
				Octane		540	102
				Pentane		421	102
				2,2,3-Trimethylbutane		507	102
Poly(butyl methacrylate)	278000	470000		1-Butanol	287.15		132
				Decane	357.25		132
				Ethanol	315.25		132
				Heptane	342.55		132
				Octane	345.80		132
				1-Pentanol	286.30		132
				2-Propanol	294.90		132
				2,2,4-Trimethylpentane	347.50		132
Poly(2-chlorostyrene)	infinite			Benzene		298	40
Poly(4-chlorostyrene)	infinite			Benzene	274.0		22
				2-(Butoxyethoxy)ethanol		323.25	46
				Butyl acetate		502.4	22
				<i>tert</i> -Butyl acetate		338.55	46
				Chlorobenzene	128.8		22
				2-(Ethoxyethoxy)ethanol		300.95	46
				Ethyl acetate		613.2	22
				Ethylbenzene	283.2		22
				Ethylbenzene	258.45		46
				Ethyl chloroacetate	271.35		46
				Isopropyl acetate		348.65	46
				Isopropylbenzene	332.15		46
				Isopropyl chloroacetate	264.95		46
				Methyl chloroacetate	337.75		46
				Propyl acetate		908.7	22
				Tetrachloroethene	317.55		46
				Tetrachloromethane	323.85		46
				Toluene	236.8		22
Poly(decyl methacrylate)	390000	468000		1-Butanol	304.85		113
				1-Pentanol	278.40		113
				2-Propanol	346.85		132
Polydimethylsiloxane (cyclic)	9810	10300		2,2-Dimethylpropane		433	133
				Tetramethylsilane		448	133, 171
Polydimethylsiloxane	infinite			Butane		392.95	53
				Decane		603	30
				2,2-Dimethylpropane		428	133
				Dodecane		643	30
				Ethane		259.65	53
				Ethoxybenzene	341.99		108
				Heptane		528	30
				Hexadecane		708	30
				Hexane		493	30
				Octane		553	30
				Pentane		453	30
				Propane		340.15	53
				Tetramethylsilane		443	133, 171
Poly(ethyl acrylate)	14750	16370	48000	1-Butanol	310.05		27

Polymer	$M_n/\text{g mol}^{-1}$	$M_w/\text{g mol}^{-1}$	$M_n/\text{g mol}^{-1}$	Solvent	UCST/K	LCST/K	Ref.
Polyethylene (branched)	8400	32000	48000	Ethanol	301.15		27
			380000	Methanol	287.25		27
			48000	1-Propanol	305.15		27
				Diphenyl ether	384.7		95, 98
				Diphenyl ether	396.7		95, 98
Polyethylene (linear)	65000	425000		Diphenyl ether	415.3		95, 98
			20000	Anisole	368.15		24
			20000	Benzyl acetate	459.65		24
			20000	Benzyl phenyl ether	437.15		24
			20000	Benzyl propionate	436.15		24
			50900	Biphenyl	383.55		25
			61100	Butyl acetate	448	497	70
			20000	4- <i>tert</i> -Butylphenol	466.15		24
			134000	Cyclohexane		518	101
			20000	Cyclohexanone	389.65		24
			134000	Cyclopentane		472	101
	36700	49300		Decane		563.75	91
			20000	1-Decanol	400.15		24
			20000	Dibenzyl ether	448.65		24
			134000	3,4-Dimethylhexane		515	101
			134000	2,2-Dimethylpentane		399	101
			134000	2,3-Dimethylpentane		463	101
			134000	2,4-Dimethylpentane		395	101
			12000	Diphenyl ether	416.2		95, 98
			97200	Diphenylmethane	400.25		25
			60400	Dodecane		610.85	91
		218000		1-Dodecanol	405.15		141
			134000	3-Ethylpentane		471	101
	36700	49300		Heptane		464.70	91
			20000	1-Heptanol	440.15		24
	36700	49300		Hexane		414.65	91
	7900	92000		1-Hexanol	458.15		154
			20000	2-Methoxynaphthalene	427.65		24
			20000	3-Methylbutyl acetate	407.15		24
			134000	Methylcyclohexane		537	101
			134000	Methylcyclopentane		488	101
			60400	Nonane		531.90	91
			20000	1-Nonanol	431.15		24
			20000	4-Nonylphenol	410.15		24
			36700	Octane		502.40	91
			7900	1-Octanol	426.65		154
Poly(ethylene glycol)	97700	135900		4-Octylphenol	424.65		24
			134000	Pentane		353	101
			20000	1-Pentanol	445.15		24
			175000	Pentyl acetate	421	528	70
			20000	4- <i>tert</i> -Pentylphenol	443.65		24
			20000	Phenetole	366.65		24
			134000	2,2,4,4-Tetramethylpentane		513	101
	60400	82600		Tridecane		639.30	91
			134000	2,2,3-Trimethylbutane		444	101
			134000	2,3,4-Trimethylhexane		545	101
			134000	2,2,4-Trimethylpentane		495	101
				Undecane		583.95	91
	6100	6200	8000	<i>tert</i> -Butyl acetate	321.2	464.2	83
			21200	<i>tert</i> -Butyl acetate	353.2	431.2	83
				Water		404.79	185
			10457	Water		394.33	205
			40800	Water		378.25	205
Poly(ethylene oxide)-b-poly[bis(methoxyethoxyethoxy)-phosphazene] block copolymer (about 67 mol% Ethylene oxide)	22000	31500		Water		338	222

Polymer	$M_w/g\text{ mol}^{-1}$	$M_w/g\text{ mol}^{-1}$	$M_w/g\text{ mol}^{-1}$	Solvent	UCST/K	LCST/K	Ref.
Poly(ethylene oxide)-b-poly(propylene oxide)-b-poly(ethylene oxide) triblock copolymer (about 30 mol% Ethylene oxide)		4400		Water		286.65	209
Polyethylethylene	48000	52000		Diphenyl ether	411.2		95, 98
Poly(<i>p</i> -hexylstyrene)	infinite			2-Butanone	302.6		135
Poly(2-hydroxyethyl methacrylate)			77400	1-Butanol	337.25		35
			233600	2-Butanol	287		35
			233600	2-Metyl-1-propanol	342		35
			77400	1,2,3-Propanetriol	345		35
			77400	1-Propanol	311		35
Polyisobutylene	infinite			Anisole	377		3
			72000	Benzene		540.5	39
			703000	Butane		264.75	53
	infinite			Cycloheptane		572	34
			1500000	Cyclohexane		412	10
	infinite			Cyclooctane		637	34
			1500000	Cyclopentane		344	10
	infinite			Decane		535	34
			1500000	2,2-Dimethylbutane		376	10
			1500000	2,3-Dimethylbutane		404	10
	infinite			2,2-Dimethylhexane		454	34
	infinite			2,4-Dimethylhexane		458	34
	infinite			2,5-Dimethylhexane		446	34
	infinite			3,4-Dimethylhexane		497	34
	infinite			2,2-Dimethylpentane		404	34
	infinite			2,3-Dimethylpentane		451	34
	infinite			2,4-Dimethylpentane		403	34
	infinite			3,3-Dimethylpentane		451	34
	infinite			Diphenyl ether	306		3
	infinite			Decane		585	30
	infinite			Dodecane		582	34
	infinite			Ethylbenzene	249		3
	infinite			Ethylcyclopentane		524	34
	infinite			Ethyl heptanoate	306		3
	infinite			Ethyl hexanoate	330		3
	infinite			3-Ethylpentane		458	34
	infinite			Heptane		442	34
			72000	Hexane		428.5	39
			6030	2-Methylbutane		357.85	53
	infinite			Methylcyclohexane		526	34
	infinite			Methylcyclopentane		478	34
	infinite			2-Methylheptane		466	34
	infinite			3-Methylheptane		478	34
	infinite			2-Methylhexane		426	34
	infinite			3-Methylhexane		446	34
	infinite			2-Methylpentane		376	34
	infinite			3-Methylpentane		405	34
			470	2-Methylpropane		387	10
			72000	Octane		506.0	39
			6030	Pentane		403.55	53
			72000	Pentane		373.5	39
	infinite			Phenetole	357		3
			470	Propane		358	10
	infinite			Propylcyclopentane		547	34
	infinite			Toluene	260		3
	infinite			2,2,3-Trimethylbutane		445	34
	infinite			2,2,4-Trimethylpentane		435	34
1,4- <i>cis</i> -Polyisoprene			780000	2,5-Dimethylhexane		474.15	140
			780000	3,4-Dimethylhexane		520.15	140
			780000	2,2-Dimethylpentane		445.15	140
			780000	2,3-Dimethylpentane		484.15	140
			780000	2,4-Dimethylpentane		442.15	140

Polymer	$M_n/\text{g mol}^{-1}$	$M_w/\text{g mol}^{-1}$	$M_n/\text{g mol}^{-1}$	Solvent	UCST/K	LCST/K	Ref.
1,4- <i>trans</i> -Polyisoprene			780000	3-Methylpentane		483.15	140
			780000	Heptane		488.15	140
			780000	Hexane		434.15	140
			780000	Nonane		541.15	140
			780000	Octane		509.15	140
			780000	2,2,4,4-Tetramethylpentane		518.15	140
			780000	2,3,4-Trimethylhexane		548.15	140
			780000	2,2,4-Trimethylpentane		471.15	140
			180000	2,5-Dimethylhexane		451.15	140
			180000	3,4-Dimethylhexane		521.15	140
			180000	2,2-Dimethylpentane		405.15	140
			180000	2,3-Dimethylpentane		460.15	140
			180000	2,4-Dimethylpentane		404.15	140
			180000	3-Methylpentane		473.15	140
			180000	Heptane		467.15	140
			180000	Hexane		407.15	140
			180000	Nonane		540.15	140
			180000	Octane		503.15	140
			180000	2,2,4,4-Tetramethylpentane		519.15	140
			180000	2,3,4-Trimethylhexane		548.15	140
Poly(<i>N</i> -isopropylacrylamide)	5400	14000		Water		307.45	146
	146000	530000		Water		305.85	146
Poly(<i>N</i> -isopropylacrylamide)-poly[(<i>N</i> -acetylimino)ethylene] block copolymer (80 wt% <i>N</i> -Isopropylacrylamide)	5500			Water		306.2	223
Poly(<i>N</i> -isopropylacrylamide)-poly[(<i>N</i> -acetylimino)ethylene] graft copolymer (75 wt% <i>N</i> -Isopropylacrylamide)	6030			Water		306.2	223
Poly(<i>N</i> -isopropylmethacrylamide)	6250	20000		Water		319.95	212
Poly(methyl methacrylate)			127000	Acetonitrile	267.15		16
			970000	Acetonitrile	303.15		16
			50000	1-Butanol	353.25		2
	infinite			2-Butanone		482	80
	infinite			1-Chlorobutane	320	463	80
			970000	2,2-Dimethyl-3-pentanone	301.55		16
			127000	2,4-Dimethyl-3-pentanone	280.15		16
	200000	264000		2-Ethoxyethanol	312.15		196
		77000		Ethyl acetate	290	533	190
			127000	2-Ethylbutanal	264.65		16
	infinite			3-Heptanone	307.7		126
			970000	4-Heptanone	299.95		16
	infinite			3-Hexanone		522	80
	infinite			Methyl acetate		451	80
			50000	1-Methyl-4-isopropylbenzene	400.15		2
			1400000	2-Octanone	321.15		16
	572400	595300		3-Octanone	329.88		166
	infinite			3-Pentanone		506	80
			50000	1-Propanol	349.95		2
	infinite			2-Propanone		439	80
	200000	264000		Tetra(ethylene glycol)	390.15		196
			400000	Toluene	225.35		2
			50000	Trichloromethane	231.15		2
	200000	264000		Tri(ethylene glycol)	407.15		196
Poly(methyl methacrylate) (isotactic)	infinite			Acetonitrile	301	461	80
	infinite			2-Butanone		464	80
	infinite			1-Chlorobutane	309	454	80
	infinite			4-Heptanone	319	522	80
	infinite			3-Hexanone	279	511	80
	infinite			Methyl acetate		441	80
	infinite			3-Pentanone		497	80
	infinite			2-Propanone		428	80

Polymer	$M_w/g\ mol^{-1}$	$M_w/g\ mol^{-1}$	$M_w/g\ mol^{-1}$	Solvent	UCST/K	LCST/K	Ref.
Poly(4-methyl-1-pentene) (isotactic)			152000	Butane		388	102
			152000	Cyclopentane		505	102
			152000	2,2-Dimethylbutane		462	102
			152000	2,2-Dimethylpentane		499	102
			152000	2,4-Dimethylpentane		499	102
	infinite			Diphenyl	467.8		62
	infinite			Diphenyl ether	483.2		62
	infinite			Diphenylmethane	449.8		62
			152000	3-Ethylpentane		532	102
			152000	Heptane		522	102
			152000	Hexane		487	102
			152000	2-Methylbutane		431	102
			152000	Nonane		579	102
			152000	Octane		553	102
			152000	Pentane		441	102
			152000	2,2,3-Trimethylbutane		521	102
	58500	61400		Butyl acetate	262.05	457.15	181
	99100	113000		Cyclohexane	293.55		152
	26000	31200		Cyclopentane	276.7	435.95	181
Poly(α -methylstyrene)		289000		<i>trans</i> -Decahydronaphthalene	273		181
	69500	76500		Hexyl acetate	285.05	508.15	181
	72000	75600		Methylcyclohexane	328.9		203
	58500	61400		Pentyl acetate	287.1	484.6	181
Poly(2-methyl-5-vinylpyridine)			600000	Butyl acetate	287.95		20
			263000	Ethyl butyrate	319.05		20
			335000	Ethyl propionate	293.55		20
			275000	3-Methylbutyl acetate	314.75		20
			335000	4-Methyl-2-pentanone	299.95		20
			170000	2-Methylpropyl acetate	312.35		20
			165000	Pentyl acetate	316.95		20
			284000	Propionitrile	262.35		20
			152000	Propyl acetate	282.65		20
			181000	Propyl propionate	312.15		20
			233000	Tetrahydronaphthalene	316.95		20
			4500000	Cyclopentane		502	102
			4500000	2,2-Dimethylbutane		457	102
Poly(1-pentene) (isotactic)			4500000	3,4-Dimethylhexane		>569	102
			4500000	2,2-Dimethylpentane		502	102
			4500000	2,3-Dimethylpentane		529	102
			4500000	2,4-Dimethylpentane		493	102
			4500000	3-Ethylpentane		537	102
			4500000	Heptane		522	102
			4500000	Hexane		482	102
			4500000	2-Methylbutane		422	102
			4500000	Octane		556	102
			4500000	Pentane		433	102
			4500000	2,2,4-Trimethylpentane		527	102
	infinite			Diphenyl ether	426.5		9
	infinite			Diethyl ether		383	68
Polypropylene (atactic)			242000	Heptane		511	101
	infinite			Hexane		441	68
			242000	2-Methylbutane		413	101
			242000	Methylcyclohexane		564	101
	infinite			Pentane		397	68
Polypropylene (isotactic)			28000	Benzyl phenyl ether	429.2		31
			28000	Benzyl propionate	405.2		31
			28000	1-Butanol	395.2		31
			28000	4- <i>tert</i> -Butylphenol	413.2		31
			242000	Cyclohexane		540	101
			242000	Cyclopentane		495	101
			28000	Dibenzyl ether	433.2		31

Polymer	$M_n/\text{g mol}^{-1}$	$M_w/\text{g mol}^{-1}$	$M_n/\text{g mol}^{-1}$	Solvent	UCST/K	LCST/K	Ref.
			242000	2,2-Dimethylbutane		441	101
			242000	2,3-Dimethylbutane		465	101
			242000	3,4-Dimethylhexane		553	101
			242000	2,2-Dimethylpentane		489	101
			242000	2,3-Dimethylpentane		513	101
			242000	2,4-Dimethylpentane		481	101
			28000	Diphenyl	388.2		31
			28000	Diphenyl ether	395.2		31
			28000	Diphenylmethane	389.7		31
			242000	3-Ethylpentane		520	101
			28000	4-Ethylphenol	457.2		31
			242000	Heptane		511	101
			242000	Hexane		470	101
			242000	2-Methylbutane		413	101
			28000	3-Methylbutyl benzyl ether	384.2		31
			242000	Methylcyclohexane		564	101
			242000	Methylcyclopentane		518	101
			28000	4-Methylphenol	479.2		31
			28000	2-Methyl-1-propanol	395.2		31
			242000	Nonane		571	101
			242000	Octane		542	101
			28000	4-Octylphenol	379.2		31
			28000	4-Isooctylphenol	383.2		31
			242000	Pentane		422	101
			242000	2,2,4,4-Tetramethylpentane		548	101
			242000	2,2,3-Trimethylbutane		511	101
			242000	2,3,4-Trimethylhexane		585	101
			242000	2,2,4-Trimethylpentane		510	101
Poly(propylene glycol)	1000			Hexane	288.15		88
	575			Water		318.2	65
Polystyrene	34900	37000		Benzene		538.7	61
			62600	Butanedioic acid dimethyl ester	335.15		2
	3700	4000		1-Butanol	383.45		154
	91700	97200		2-Butanone		448.8	61
	545500	600000		Butyl acetate		489	181
	104000	110000		<i>tert</i> -Butyl acetate	250.0	417.9	74
			62600	Butyl stearate	387.15		2
	18400	19200		1-Chlorododecane	274.65		154
	18400	19200		1-Chlorohexadecane	337.05		154
	18400	19200		1-Chlorooctadecane	365.55		154
	18400	19200		1-Chlorotetradecane	309.35		154
	46400	51000		Cyclodecane	278.9		128
	46400	51000		Cycloheptane	276.2		128
	34900	37000		Cyclohexane	285.6	510.9	60
			236000	Cyclohexanol	353.5		8
	46400	51000		Cyclooctane	275.2		128
	91700	97200		Cyclopentane	275.2	445.5	61
	91500	97000		<i>trans</i> -Decahydronaphthalene	281.95		81
		4800		Decane	360.95		154
	3700	4000		1-Decanol	375.15		154
			570000	Decyl acetate		650	64
	18700	19800		Diethyl ether	235.6	314.5	51
	187000	200000		Diethyl malonate	285.8	589.6	74
	47200	50000		Diethyl oxalate	280.05		131
	151000	160000		Dimethoxymethane		401.2	51
		240000		1,4-Dimethylcyclohexane	387	482	116
			62600	Dimethyl malonate	409.15		2
			62600	Dimethyl oxalate	453.15		2
	116000	123000		Dodecadeuterocyclohexane	298.10		224

Polymer	$M_w/g\text{ mol}^{-1}$	$M_w/g\text{ mol}^{-1}$	$M_w/g\text{ mol}^{-1}$	Solvent	UCST/K	LCST/K	Ref.
		25000		Dodecadeuteromethyl-cyclopentane	310.07		180
		4800		Dodecane	368.65		154
	3700	4000		1-Dodecanol	379.75		154
	infinite			Dodecyl acetate	285.2		206
	104000	110000		Ethyl acetate	213.9	435.4	72
	104000	110000		Ethyl butanoate		490.8	74
	221000	239000		Ethylcyclohexane	330.52		18
	9440	10000		Ethyl formate	272	451	74
		900000		Bis(2-ethylhexyl) phthalate	283.05		136
	4530	4800		Heptane	359	477	112
	3700	4000		1-Dexadecanol	386.25		154
	5500	5770		1,1,1,3,3,3-Hexadeutero-2-propanone	270	436	157
	1920	2030		Hexane	318	470	112
			62600	Hexanoic acid	448.15		2
	3700	4000		1-Hexanol	372.15		154
			62600	3-Hexanol	396.65		2
			90000	Hexyl acetate		578	64
	104000	110000		Methyl acetate	284.2	415.7	72
	104000	110000		3-Methyl-1-butyl acetate	210.1	510.1	72
	91700	97200		Methylcyclohexane	321.8	505.9	60
	10750	11500		Methylcyclopentane	295	480	157
	104000	110000		2-Methyl-1-propyl acetate	210.4	468.5	72
		48000		Nitroethane	303.1		151
		4800		Octadecane	403.55		154
	3700	4000		1-Octadecanol	390.55		154
	4530	4800		Octane	353	527	112
	3700	4000		1-Octanol	372.35		154
			62600	1-Octene	355.15		2
		4800		Pentadecane	385.25		154
		1100		Pentane	292		137
	3700	4000		1-Pentanol	375.05		154
	219800	233000		Pentyl acetate		519	181
		100000		1-Phenyldecane	283.60		105
	5500	5770		2-Propanone	251	452	157
	12750	13500		Propionitrile	312		187
	104000	110000		Propyl acetate	183.7	469.0	72
	104000	110000		2-Propyl acetate	220.9	414.2	72
	3700	4000		1-Tetradecanol	383.25		154
	34900	37000		Toluene		567.2	60
			62600	Vinyl acetate	384.15		2
Polystyrene (three-arm star)		230000		Cyclohexane	297.1	496.8	93
Polystyrene (four-arm star)		155000		Cyclohexane	294.13		199
Poly(trimethylene oxide)		infinite		Cyclohexane	300		79
Poly(vinyl alcohol)		40000		Water		514	45
Poly(<i>N</i> -vinyl caprolactam)		150000		Water		306.45	217
Poly(vinyl chloride)	55000			Dibutyl phthalate	353		114
	55000			Tricresyl phosphate	383		114
			85000	Dimethyl phthalate	355		219
Poly(<i>N</i> -vinylisobutyramide)	66000	105600		Water		313.25	208
Poly(vinyl methyl ether)	46500	98600		Deuterium oxide		307.2	173
	83000	155000		Water		306.95	146
Poly(<i>N</i> -vinyl- <i>N</i> -propylacetamide)			30000	Water		313.5	176
Styrene/acrylonitrile copolymer							
(21.1 wt% acrylonitrile)	infinite			Toluene	325.4		52
(23.2 wt% Acrylonitrile)	infinite			Toluene	355.1		52
(25.0 wt% Acrylonitrile)	90000	147000		Toluene	313.15		198
(51.0 wt% Acrylonitrile)		347000		Ethyl acetate		344.15	107
Styrene/methyl methacrylate copolymer		infinite		Cyclohexanol	334.65		38
(52.0 mol% Styrene)							

Polymer	$M_n/\text{g mol}^{-1}$	$M_w/\text{g mol}^{-1}$	$M_w/\text{g mol}^{-1}$	Solvent	UCST/K	LCST/K	Ref.
Styrene/ α -methylstyrene copolymer (20.0 mol% Styrene)	100000	114000		Butyl acetate	288.85	453.05	181
	100000	114000		Cyclohexane	285.85	484.85	181
	100000	114000		Cyclopentane	290.95	421.05	181
	100000	114000		<i>trans</i> -Decahydronaphthalene	264.15		181
	100000	114000		Hexyl acetate	288.55	514.15	181
	100000	114000		Pentyl acetate	303.15	480.65	181
Trifluoronitrosomethane/tetrafluoroethylene copolymer (1:1) alternating	infinite			1,1,2-Trichloro-1,2,2-trifluoroethane	301.6		12
<i>N</i> -Vinylacetamide/vinyl acetate copolymer							
(58 mol% Vinyl acetate)	30000	57000		Water		340.15	225
(63 mol% Vinyl acetate)	27000	48600		Water		323.15	225
(78 mol% Vinyl acetate)	26000	46800		Water		282.15	225
Vinyl alcohol/vinyl butyrate copolymer (7.5 mol% Butyralized PVA)	infinite			Water	408.0	298.25	121
<i>N</i> -Vinylcaprolactam/ <i>N</i> -vinylamine copolymer (3.8 mol% Vinyl amine)			160000	Water		308.8	176
<i>N</i> -Vinylformamide/vinyl acetate copolymer							
(60 mol% Vinyl acetate)	24000	45600		Water		310.15	225
(66 mol% Vinyl acetate)	25000	47500		Water		291.15	225
(73 mol% Vinyl acetate)	23000	50600		Water		277.15	225

References

- Koningsveld, R., Stockmayer, W.H., and Nies, E., *Polymer Phase Diagrams*, Oxford University Press, Oxford, 2001.
- Kamide, K., *Thermodynamics of Polymer Solutions*, Elsevier, Amsterdam, 1990.
- Jenckel, E. and Gorke, K., *Z. Naturforsch.*, 5a, 317, 556, 1950.
- Fox, T.G. and Flory, P.J., *J. Amer. Chem. Soc.*, 73, 1909, 1951.
- Fox, T.G. and Flory, P.J., *J. Amer. Chem. Soc.*, 73, 1915, 1951.
- Mandelkern, L. and Flory, P.J., *J. Amer. Chem. Soc.*, 74, 2517, 1952.
- Shultz, A.R. and Flory, P.J., *J. Amer. Chem. Soc.*, 74, 4760, 1952.
- Wagner, H.L. and Flory, P.J., *J. Amer. Chem. Soc.*, 74, 195, 1952.
- Shultz, A.R. and Flory, P.J., *J. Amer. Chem. Soc.*, 75, 3888, 1953.
- Kinsinger, J.B. and Wessling, R.A., *J. Amer. Chem. Soc.*, 81, 2908, 1959.
- Freeman, P.I. and Rowlinson, J.S., *Polymer*, 1, 20, 1960.
- Krigbaum, W.R., Kurz, J.E., and Smith, P., *J. Phys. Chem.*, 65, 1984, 1961.
- Morneau, G.A., Roth, P.I., and Shultz, A.R., *J. Polym. Sci.*, 55, 609, 1961.
- Debye, P., Coll, H., and Woermann, D., *J. Chem. Phys.*, 32, 939, 1960.
- Debye, P., Coll, H., and Woermann, D., *J. Chem. Phys.*, 33, 1746, 1960.
- Debye, P., Chu, B., and Woermann, D., *J. Chem. Phys.*, 36, 1803, 1962.
- Fox, T.G., *Polymer*, 3, 111, 1962.
- Ham, J.S., Bolen, M.C., and Hughes, J.K., *J. Polym. Sci.*, 57, 25, 1962.
- Debye, P., Woermann, D., and Chu, B., *J. Polym. Sci.: Part A*, 1, 255, 1963.
- Allen, G. and Baker, C.H., *Polymer*, 6, 181, 1965.
- Gechele, G.B., Crescentini, L., *J. Polym. Sci.: Part A*, 3, 3599, 1965.
- Myrat, C.D. and Rowlinson, J.S., *Polymer*, 6, 645, 1965.
- Kubo, K. and Ogino, K., *Sci. Pap. Coll. Art. Sci. Univ. Tokyo*, 16, 193, 1966.
- Rehage, G., Moeller, D., and Ernst, O., *Makromol. Chem.*, 88, 232, 1965.
- Nakajima, A., Fujiwara, H., and Hamada, F., *J. Polym. Sci.: Part A-2*, 4, 507, 1966.
- Nakajima, A., Hamada, F., and Hayashi, S., *J. Polym. Sci.: Part C*, 15, 285, 1966.
- Koningsveld, R., *Proefschrift Univ. Leiden*, Heerlen, 1967.
- Llopis, J., Albert, A., and Usobinaga P., *Eur. Polym. J.*, 3, 259, 1967.
- Moraglio, G., Gianotti, G., and Danusso, F., *Eur. Polym. J.*, 3, 251, 1967.
- Orwoll, R.A. and Flory, P.J., *J. Amer. Chem. Soc.*, 89, 6822, 1967.
- Patterson, D., Delmas, G., and Somcynsky, T., *Polymer*, 8, 503, 1967.
- Nakajima, A. and Fujiwara, H., *J. Polym. Sci.: Part A-2*, 6, 723, 1968.
- Rehage, G. and Koningsveld, R., *J. Polym. Sci.: Polym. Lett.*, 6, 421, 1968.
- Andreeva, V. M., et al., *Vysokomol. Soedin., Ser. B*, 11, 555, 1969.
- Bardin, J.-M. and Patterson, D., *Polymer*, 10, 247, 1969.
- Dusek, K., *Coll. Czech. Chem. Commun.*, 34, 3309, 1969.
- Delmas, G. and Patterson, D., *J. Polym. Sci.: Part C*, 30, 1, 1970.
- Koningsveld, R., Kleintjens, L.A., and Shultz, A.R., *J. Polym. Sci.: Part A-2*, 8, 1261, 1970.
- Kotaka, T., et al., *Polym. J.*, 1, 245, 1970.
- Liddell, A.H. and Swinton, F.L., *Discuss. Faraday Soc.*, 49, 115, 1970.
- Matsumura, K., *Polym. J.*, 1, 322, 1970.
- Nakayama, H., *Bull. Chem. Soc. Japan*, 43, 1683, 1970.
- Cowie, J.M.G., Maconnachie, A., and Ranson, R.J., *Macromolecules*, 4, 57, 1971.
- Kagemoto, A. and Baba, Y., *Kobunshi Kagaku*, 28, 784, 1971.
- Shibatani, K. and Oyanagi, Y., *Kobunshi Kagaku*, 28 (1971) 361-367.
- Tager, A.A., et al., *Vysokomol. Soedin., Ser. A*, 13, 659, 1971.
- Izumi, Y. and Miyake, Y., *Polym. J.*, 3, 647, 1972.
- Kagemoto, A., Baba, Y., and Fujishiro, R., *Makromol. Chem.*, 154, 105, 1972.
- Kennedy, J.W., Gordon, M., and Koningsveld, R., *J. Polym. Sci.: Part C*, 39, 43, 1972.
- Lirova, B.I., et al., *Vysokomol. Soedin., Ser. B*, 14, 265, 1972.
- Nakayama, H., *Bull. Chem. Soc. Japan*, 45, 1371, 1972.
- Siow, K.S., Delmas, G., and Patterson, D., *Macromolecules*, 5, 29, 1972.
- Teramachi, S. and Fujikawa, T., *J. Macromol. Sci.-Chem. A*, 6, 1393, 1972.
- Zeman, L., Biros, J., Delmas, G., and Patterson, D., *J. Phys. Chem.*, 76, 1206, 1972.
- Zeman, L. and Patterson, D., *J. Phys. Chem.*, 76, 1214, 1972.
- Baba, Y., Fujita, Y., and Kagemoto, A., *Makromol. Chem.*, 164, 349, 1973.
- Candau, F., Strazielle, C., and Benoit, H., *Makromol. Chem.*, 170, 165, 1973.
- Hamada, F., Fujisawa, K., and Nakajima, A., *Polym. J.*, 4, 316, 1973.
- Kuwahara, N., Nakata, M., and Kaneko, M., *Polymer*, 14, 415, 1973.
- Kuwahara, N., Kojima, J., and Kaneko, M., *J. Polym. Sci.: Polym. Phys. Ed.*, 11, 2307, 1973.

60. Saeki, S., Kuwahara, N., Konno, S., and Kaneko, M., *Macromolecules*, 6, 246, 1973.
61. Saeki, S., Kuwahara, N., Konno, S., and Kaneko, M., *Macromolecules*, 6, 589, 1973.
62. Tani, S., Hamada, F., and Nakajima, A., *Polym. J.*, 5, 86, 1973.
63. Baba, Y. and Kagemoto, A., *Kobunshi Ronbunshu*, 31, 446, 1974.
64. Bataille, P., *J. Chem. Eng. Data*, 19, 224, 1974.
65. Bessonov, Yu.S. and Tager, A.A., *Trud. Khim. Khim. Tekhnol.*, 1, 150, 1974.
66. Cowie, J.M.G. and McEwen, L.J., *J. Chem. Soc., Faraday Trans. I*, 70, 171, 1974.
67. Cowie, J.M.G. and McEwen, I.J., *Macromolecules*, 7, 291, 1974.
68. Cowie, J.M.G. and McEwen, I.J., *J. Polym. Sci.: Polym. Phys. Ed.*, 12, 441, 1974.
69. Derham, K.W., Goldsbrough, J., and Gordon, M., *Pure Appl. Chem.*, 38, 97, 1974.
70. Kuwahara, N., Saeki, S., Chiba, T., and Kaneko, M., *Polymer*, 15, 777, 1974.
71. Nakajima, A., et al., *Makromol. Chem.*, 175, 197, 1974.
72. Saeki, S., Konno, S., Kuwahara, N., Nakata, M., and Kaneko, M., *Macromolecules*, 7, 521, 1974.
73. Ver Strate, G. and Philippoff, W., *J. Polym. Sci.: Polym. Lett. Ed.*, 12, 267, 1974.
74. Konno, S., et al., *Macromolecules*, 8, 799, 1975.
75. Nakata, M., Kuwahara, N., and Kaneko, M., *J. Chem. Phys.*, 62, 4278, 1975.
76. Saeki, S., Kuwahara, N., Nakata, M., and Kaneko, M., *Polymer*, 16, 445, 1975.
77. Strazielle, C. and Benoit, H., *Macromolecules*, 8, 203, 1975.
78. Tager, A. A., et al., *Vysokomol. Soedin., Ser. B*, 17, 61, 1975.
79. Chiu, D.S., Takahashi, Y., and Mark, J.E., *Polymer*, 17, 670, 1976.
80. Cowie, J.M.G. and McEwen, I.J., *J. Chem. Soc., Faraday Trans. I*, 72, 526, 1976.
81. Nakata, M., et al., *J. Chem. Phys.*, 64, 1022, 1976.
82. Nose, T. and Tan, T.V., *J. Polym. Sci.: Polym. Lett. Ed.*, 14, 705, 1976.
83. Saeki, S., Kuwahara, N., Nakata, M., and Kaneko, M., *Polymer*, 17, 685, 1976.
84. Saeki, S., Kuwahara, N., and Kaneko, M., *Macromolecules*, 101, 1976.
85. Slagowski, E., Tsai, B., and McIntyre, D., *Macromolecules*, 9, 687, 1976.
86. Panina, N.I., Lozgageva, V.P., and Aver'yanova, V.M., *Vysokomol. Soedin., Ser. B*, 19, 786, 1977.
87. Rigler, J.K., Wolf, B.A., and Breitenbach, J.W., *Angew. Makromol. Chem.*, 57, 15, 1977.
88. Vshivkov, S.A., et al., *Prots. Studneobras. Polimern. Sistem.*, (2), 3, 1977.
89. Wolf, B.A. and Jend, R., *Makromol. Chem.*, 178, 1811, 1977.
90. Wolf, B.A. and Sezen, M.C., *Macromolecules*, 10, 1010, 1977.
91. Kodama, Y. and Swinton, F.L., *Brit. Polym. J.*, 10, 191, 1978.
92. Nakata, M., Dobashi, T., Kuwahara, N., Kaneko, M., and Chu, B., *Phys. Rev. A*, 18, 2683, 1978.
93. Cowie, J.M.G., Horta, A., McEwen, I.J., and Prochazka, K., *Polym. Bull.*, 1, 329, 1979.
94. Hamano, K., Kuwahara, N., and Kaneko, M., *Phys. Rev. A*, 20, 1135, 1979.
95. Kleintjens, L.A.L., *Ph.D. Thesis*, Univ. Essex, U.K., 1979.
96. Dobashi, T., Nakata, M., and Kaneko, M., *J. Chem. Phys.*, 72, 6685, 1980.
97. Irvine, P. and Gordon, M., *Macromolecules*, 13, 761, 1980.
98. Kleintjens, L.A., Koningsveld, R., and Gordon, M., *Macromolecules*, 13, 303, 1980.
99. Lang, J.C. and Morgan, R.D., *J. Chem. Phys.*, 73, 5849, 1980.
100. Richards, R.W., *Polymer*, 21, 715, 1980.
101. Charlet, G. and Delmas, G., *Polymer*, 22, 1181, 1981.
102. Charlet, G., Ducasse, R., and Delmas, G., *Polymer*, 22, 1190, 1981.
103. Hashizume, J., Teramoto, A., and Fujita, H., *J. Polym. Sci.: Polym. Phys. Ed.*, 19, 1405, 1981.
104. Wolf, B.A. and Geerissen, H., *Colloid Polym. Sci.*, 259, 1214, 1981.
105. Geerissen, H. and Wolf, B.A., *Makromol. Chem., Rapid Commun.*, 3, 17, 1982.
106. Goloborod'ko, V.I., Valatin, S.M., and Tashmukhamedov, I.P., *Uzb. Khim. Zh.*, (3), 33, 1982.
107. Mangalam, P. V. and Kalpagam, V., *J. Polym. Sci.: Polym. Phys. Ed.*, 20, 773, 1982.
108. Shinozaki, K., Abe, M., and Nose, T., *Polymer*, 23, 722, 1982.
109. Shinozaki, K., Van Tan, T., Saito, Y., and Nose, T., *Polymer*, 23, 728, 1982.
110. Suzuki, H., Kamide, K., and Saitoh, M., *Eur. Polym. J.*, 18, 123, 1982.
111. Suzuki, H., Muraoka, Y., Saitoh, M., and Kamide, K., *Brit. Polym. J.*, 14, 23, 1982.
112. Cowie, J.M.G. and McEwen, I.J., *Polymer*, 24, 1445, 1983.
113. Herold, F.K., Schulz, G.V., and Wolf, B.A., *Materials Chem. Phys.*, 8, 243, 1983.
114. Tager, A.A., et al., *Vysokomol. Soedin., Ser. A*, 25, 1444, 1983.
115. Corti, M., Minero, C., and Degiorgio, V., *J. Phys. Chem.*, 88, 309, 1984.
116. Cowie, J.M.G. and McEwen, I.J., *Polymer*, 25, 1107, 1984.
117. Dobashi, T., Nakata, M., and Kaneko, M., *J. Chem. Phys.*, 80, 948, 1984.
118. Florin, E., Kjellander, R., and Eriksson, J.C., *J. Chem. Soc., Faraday Trans. I*, 80, 2889, 1984.
119. Gilluck, M., *Dissertation*, TH Leuna-Merseburg, 1984.
120. Rangel-Nafaile, C., Metzner, A.B., and Wissbrun, K.F., *Macromolecules*, 17, 1187, 1984.
121. Shiomi, T., et al., *J. Polym. Sci.: Polym. Phys. Ed.*, 22, 1305, 1984.
122. Tsuyumoto, M., Einaga, Y., and Fujita, H., *Polym. J.*, 16, 229, 1984.
123. Varennes, S., Charlet, G., and Delmas, G., *Polym. Eng. Sci.*, 24, 98, 1984.
124. Hamano, K., Kuwahara, N., Koyama, T., and Harada, S., *Phys. Rev. A*, 32, 3168, 1985.
125. Kraemer, H. and Wolf, B.A., *Makromol. Chem., Rapid Commun.*, 6, 21, 1985.
126. Herold, F.K. and Wolf, B.A., *Mater. Chem. Phys.*, 14, 311, 1986.
127. Irani, C.A. and Cozewith, C., *J. Appl. Polym. Sci.*, 31, 1879, 1986.
128. Cowie, J.M.G. and McEwen, I.J., *Brit. Polym. J.*, 18, 387, 1986.
129. Krüger, B., *Dissertation*, TH Leuna-Merseburg, 1986.
130. Rätzsch, M.T., et al., *J. Macromol. Sci.-Chem. A*, 23, 1349, 1986.
131. Saeki, S., et al., *Macromolecules*, 19, 2353, 1986.
132. Sander, U. and Wolf, B.A., *Angew. Makromol. Chem.*, 139, 149, 1986.
133. Barbarin-Castillo, J.-M., et al., *Polym. Commun.*, 28, 212, 1987.
134. Gruner, K. and Greer, S.C., *Macromolecules*, 20, 2238, 1987.
135. Magarik, S.Ya., Filippov, A.P., and D'yakonova, N.V., *Vysokomol. Soedin., Ser. A*, 29, 698, 1987.
136. Rangel-Nafaile, C. and Munoz-Lara, J.J., *Chem. Eng. Commun.*, 53, 177, 1987.
137. Kiepen, F. and Borchard, W., *Macromolecules*, 21, 1784, 1988.
138. Schuster, R., *Diploma Paper*, TH Leuna-Merseburg, 1988.
139. Tveekrem, J.L., Greer, S.C., and Jacobs, D.T., *Macromolecules*, 21, 147, 1988.
140. Bohossian, T., Charlet, G., and Delmas, G., *Polymer*, 30, 1695, 1989.
141. Chiu, G. and Mandelkern, L., *Macromolecules*, 23, 5356, 1990.
142. Goedel, W.A., et al., *Ber. Bunsenges. Phys. Chem.*, 94, 17, 1990.
143. Van der Haegen, R. and Van Opstal, L., *Makromol. Chem.*, 191, 1871, 1990.
144. Iwai, Y., et al., *Sekiyu Gakkaishi*, 33, 117, 1990.
145. Raetzsch, M.T., Krueger, B., and Kehlen, H., *J. Macromol. Sci.-Chem. A*, 27, 683, 1990.
146. Schild, H.G. and Tirrell, D.A., *J. Phys. Chem.*, 94, 4352, 1990.
147. Stafford, S.G., Ploplis, A.C., and Jacobs, D.T., *Macromolecules*, 23, 470, 1990.
148. Akhmadeev, I.R., et al., *Vysokomol. Soedin., Ser. B*, 33, 543, 1991.
149. Bae, Y.C., Lambert, S.M., Soane, D.S., and Prausnitz, J.M., *Macromolecules*, 24, 4403, 1991.
150. Chu, B., Linliu, K., Xie, P., Ying, Q., Wang, Z., and Shook, J.W., *Rev. Sci. Instr.*, 62, 2252, 1991.
151. Kawate, K., Imagawa, I., and Nakata, M., *Polym. J.*, 23, 233, 1991.
152. Lee, K.D. and Lee, D.C., *Pollimo*, 15, 274, 1991.
153. Louai, A., Sarazin, D., Pollet, G., Francois, J., and Moreaux, F., *Polymer*, 32, 703, 1991.
154. Van Opstal, L., Koningsveld, R., and Kleintjens, L.A., *Macromolecules*, 24, 161, 1991.
155. Schubert, K.-V., Strey, R., and Kahlweit, M., *J. Colloid Interface Sci.*, 141, 21, 1991.
156. Shen, W., Smith, G.R., Knobler, C.M., and Scott, R.L., *J. Phys. Chem.*, 95, 3376, 1991.

157. Szydłowski, J. and Van Hook, W.A., *Macromolecules*, 24, 4883, 1991.
158. Tager, A.A., et al., *Vysokomol. Soedin., Ser. B*, 33, 572, 1991.
159. Wakker, A., *Polymer*, 32, 279, 1991.
160. Yokoyama, H., Takano, A., Okada, M., and Nose, T., *Polymer*, 32, 3218, 1991.
161. Heinrich, M. and Wolf, B.A., *Polymer*, 33, 1926, 1992.
162. Heinrich, M. and Wolf, B.A., *Macromolecules*, 25, 3817, 1992.
163. Lecointe, J.P., Pascault, J.P., Suspene, L., and Yang, Y.S., *Polymer*, 33, 3226, 1992.
164. Mueller, K.F., *Polymer*, 33, 3470, 1992.
165. Szydłowski, J., Rebelo, L., and Van Hook, W.A., *Rev. Sci. Instrum.*, 63, 1717, 1992.
166. Xia, K.-Q., Franck, C., and Widom, B., *J. Chem. Phys.*, 97, 1446, 1992.
167. Arnauts, J., Berghmans, H., and Koningsveld, R., *Makromol. Chem.*, 194, 77, 1993.
168. Iwai, Y., Shigematsu, Y., Furuya, T., Fukuda, H., Arai, Y., *Polym. Eng. Sci.*, 33, 480, 1993.
169. Wakker, A., Van Dijk, F., and Van Dijk, M.A., *Macromolecules*, 26, 5088, 1993.
170. Wells, P.A., de Loos, Th.W., and Kleintjens, L.A., *Fluid Phase Equil.*, 83, 383, 1993.
171. Barbarin-Castillo, J.-M. and McLure, I.A., *Polymer*, 35, 3075, 1994.
172. Mumick, P.S. and McCormick, C.L., *Polym. Eng. Sci.*, 34, 1419, 1994.
173. Okano, K., Takada, M., Kurita, K., and Furusaka, M., *Polymer*, 35, 2284, 1994.
174. Sato, H., Kuwahara, N., and Kubota, K., *Phys. Rev. E*, 50, 1752, 1994.
175. Song, S.-W. and Torkelson, J.M., *Macromolecules*, 27, 6389, 1994.
176. Tager, A.A., et al., *Colloid Polym. Sci.*, 272, 1234, 1994.
177. Vanhee, S., et al., *Makromol. Chem. Phys.*, 195, 759, 1994.
178. Haas, C.K. and Torkelson, J.M., *Phys. Rev. Lett.*, 75, 3134, 1995.
179. Ikier, C. and Klein, H., *Macromolecules*, 28, 1003, 1995.
180. Luszczuk, M., Rebelo, L.P.N., and Van Hook, W.A., *Macromolecules*, 28, 745, 1995.
181. Pfohl, O., Hino, T., and Prausnitz, J.M., *Polymer*, 36, 2065, 1995.
182. Vshivkov, S.A. and Safronov, A.P., *Vysokomol. Soedin., Ser. B*, 37, 1779, 1995.
183. Allcock, H.R. and Dudley, G.K., *Macromolecules*, 29, 1313, 1996.
184. El-Ejmi, A.A.S. and Huglin, M.B., *Polym. Int.* 39, 113, 1996.
185. Fischer, V., Borchard, W., and Karas, M., *J. Phys. Chem.*, 100, 15992, 1996.
186. Imre, A. and Van Hook, W.A., *J. Polym. Sci.: Part B: Polym. Sci.*, 34, 751, 1996.
187. Luszczuk, M. and Van Hook, W.A., *Macromolecules*, 29, 6612, 1996.
188. Rong, Z., Wang, H., Ying, X., and Hu, Y., *J. East China Univ. Sci. Technol.*, 22, 754, 1996.
189. Safronov, A.P., Tager, A.A., and Koroleva, E.V., *Vysokomol. Soedin., Ser. B*, 38, 900, 1996.
190. Vshivkov, S.A. and Rusinova, E.V., *Vysokomol. Soedin., Ser. A*, 38, 1746, 1996.
191. Xia, K.-Q., An, X.-Q., and Shen, W.-G., *J. Chem. Phys.*, 105, 6018, 1996.
192. Imre, A. and Van Hook, W.A., *J. Polym. Sci.: Part B: Polym. Phys.*, 35, 1251, 1997.
193. Kita, R., Dobashi, T., Yamamoto, T., Nakata, M., and Kamide, K., *Phys. Rev. E*, 55, 3159, 1997.
194. Li, M., Zhu, Z.-Q., and Mei, L.-H., *Biotechnol. Progr.*, 13, 105, 1997.
195. McLure, I.A., Mokhtari, A., and Bowers, J., *J. Chem. Soc., Faraday Trans.*, 93, 249, 1997.
196. Chalykh, A.E., Dement'eva, O.V., and Gerasimov, V.K., *Vysokomol. Soedin., Ser. A*, 40, 815, 1998.
197. Kubota, K., Kita, R., and Dobashi, T., *J. Chem. Phys.*, 109, 711, 1998.
198. Schneider, A., *Dissertation*, Johannes Gutenberg Universität Mainz, 1998.
199. Terao, K., et al., *Macromolecules*, 31, 6885, 1998.
200. Yamagishi, T.-A., et al., *Macromol. Chem. Phys.*, 199, 423, 1998.
201. Lau, A.C.W. and Wu, C., *Macromolecules*, 32, 581, 1999.
202. Nakata, M., Dobashi, T., Inakuma, Y.-I., and Yamamura, K., *J. Chem. Phys.*, 111, 6617, 1999.
203. Pruessner, M.D., Retzer, M.E., and Greer, S.C., *J. Chem. Eng. Data*, 44, 1419, 1999.
204. Shimofure, S., Kubota, K., Kita, R., and Dobashi, T., *J. Chem. Phys.*, 111, 4199, 1999.
205. Fischer, V. and Borchard, W., *J. Phys. Chem. B*, 104, 4463, 2000.
206. Imre, A., and Van Hook, W.A., *Macromolecules*, 33, 5308, 2000.
207. Koizumi, J., et al., *J. Phys. Soc. Japan*, 69, 2543, 2000.
208. Kunugi, S., Tada, T., Yamazaki, Y., Yamamoto, K., and Akashi, M., *Langmuir*, 16, 2042, 2000.
209. La Mesa, C., *J. Therm. Anal. Calorim.*, 61, 493, 2000.
210. Persson, J., et al., *Bioseparation*, 9, 105, 2000.
211. Persson, J., Kaul, A., and Tjerneld, F., *J. Chromatogr. B*, 743, 115, 2000.
212. Djokpe, E. and Vogt, W., *Macromol. Chem. Phys.*, 202, 750, 2001.
213. Kujawa, P. and Winnik, F.M., *Macromolecules*, 34, 4130, 2001.
214. Pendyala, K.S., Greer, S.C., and Jacobs, D.T., *J. Chem. Phys.*, 115, 9995, 2001.
215. Berlinova, I. V., Nedelcheva, A. N., Samchikov, V., and Ivanov, Ya., *Polymer*, 43, 7243, 2002.
216. Freitag, R. and Garret-Flaudy, F., *Langmuir*, 18, 3434, 2002.
217. Maeda, Y., Nakamura, T., and Ikeda, I., *Macromolecules*, 35, 217, 2002.
218. Rebelo, L.P.N., et al., *J. Macromolecules*, 35, 1887, 2002.
219. Safronov, A.P. and Somova, T.V., *Vysokomol. Soedin., Ser. A*, 44, 2014, 2002.
220. Vshivkov, S.A., Rusinova, E.V., and Gur'ev, A.A., *Vysokomol. Soedin., Ser. B*, 44, 504, 2002.
221. Zhou, C.-S., An, X.-Q., Xia, K.-Q., Yin, X.-L., and Shen, W.-G., *J. Chem. Phys.*, 117, 4557, 2002.
222. Chang, Y., Powell, E.S., Allcock, H.R., Park, S.M., and Kim, C., *Macromolecules*, 36, 2568, 2003.
223. David, G., et al., *Eur. Polym. J.*, 39, 1209, 2003.
224. Siporska, A., Szydłowski, J., and Rebelo, L.P.N., *Phys. Chem. Chem. Phys.*, 5, 2996, 2003.
225. Yamamoto, K., Serizawa, T., and Akashi, M., *Macromol. Chem. Phys.*, 204, 1027, 2003.

VAPOR PRESSURES (SOLVENT ACTIVITIES) FOR BINARY POLYMER SOLUTIONS

Christian Wohlfarth

The vapor pressure of a binary polymer solution is given by the activity of the solvent A , a_A . Solvent activities in polymer solutions are measured either by the isopiestic method applying a reference system whose solvent activity is precisely known or by determining the solvent partial pressure, P_A^s , and calculating the activity of the solvent by equation (1):

$$a_A = (P_A / P_A^s) \exp \left[\frac{(B_{AA} - V_A^L)(P - P_A^s)}{RT} \right] \quad (1)$$

where B_{AA} is the second virial coefficient, P_A^s is the saturation vapor pressure, and V_A^L is the molar volume of the pure solvent A at the measuring temperature T . The exponential term is neglected in quite a lot of original papers, however, and only the reduced vapor pressures are given (such data are indicated by an asterisk in the table below). Vapor pressures of polymer solutions have been measured since the 1940s, but the amount of experimental data for polymer solutions is still relatively small in comparison to low-molecular mixtures and solutions. The data scatter with respect to temperature, concentration, molar mass, and other polymer characterization variables. Furthermore, the concentration range for measuring vapor pressures in good thermodynamic quality is often limited to the polymer mass fraction range between 0.4 and 0.85. A recent review on methods for the measurement of vapor pressures/solvent activities of polymer solutions and on related problems is given in Ref. [1]. Experimental data have been collected in several books [2-6].

The table in this *Handbook* provides data for a number of polymer solutions as smoothed values over the complete range of solvent activities between 0 (polymer mass fraction = 1) and 1 (polymer mass fraction = 0). For this purpose, the data were selected from data books [4-6] as well as from a number of original sources [7-22] which are not included in these books. The appropriate data were smoothed. The final table provides then the polymer mass fractions at given fixed solvent activities between 0.1 and 0.9. Of course, the user must keep in mind that the activity vs. concentration range of the experimental data is sometimes smaller than the below given complete range, thus the smoothed data should be used with sufficient care.

Generally, vapor pressures or solvent activities of binary polymer solutions depend on molar mass. However, for high molecular weight polymers (well above the oligomer region), this molar-mass dependence can be neglected in many cases. Therefore, the table below presents only data for polymer solutions where the number average molar mass, M_n , is in the order of 10^5 g/mol or even higher, therefore, the molar mass is not specified. The temperature is

stated, even though the temperature dependence of a_A is relatively small for the temperature ranges where most of the experimental data exist.

References

1. Wohlfarth, C., Methods for the measurement of solvent activity of polymer solutions, in *Handbook of Solvents*, Wypych, G., Ed., ChemTec Publishing, Toronto, 2000, 146.
2. Wen, H., Elbro, H. S., and Alessi, P., *Polymer Solution Data Collection*. I. Vapor-liquid equilibrium; II. Solvent activity coefficients at infinite dilution; III. Liquid-liquid equilibrium, Chemistry Data Series, Vol. 15, DECHEMA, Frankfurt am Main, 1992.
3. Danner, R. P. and High, M. S., *Handbook of Polymer Solution Thermodynamics*, American Institute of Chemical Engineers, New York, 1993.
4. Wohlfarth, C., *Vapour-Liquid Equilibrium Data of Binary Polymer Solutions: Physical Science Data*, 44, Elsevier, Amsterdam, 1994.
5. Wohlfarth, C., *CRC Handbook of Thermodynamic Data of Copolymer Solutions*, CRC Press, Boca Raton, FL, 2001.
6. Wohlfarth, C., *CRC Handbook of Thermodynamic Data of Aqueous Polymer Solutions*, CRC Press, Boca Raton, FL, 2003.
7. Wang, K., Hu, Y., and Wu, D. T., *J. Chem. Eng. Data*, 39, 916, 1994.
8. Choi, J. S., Tochigi, K., and Kojima, K., *Fluid Phase Equil.*, 111, 143, 1995.
9. Tochigi, K., Kurita, S., Ohashi, M., and Kojima, K., *Kagaku Kogaku Ronbunshu*, 23, 720, 1997.
10. Wong, H. C., Campbell, S. W., and Bhethanabotla, V. R., *Fluid Phase Equil.*, 139, 371, 1997.
11. Kim, J., Joung, K. C., Hwang, S., Huh, W., Lee, C. S., and Yoo, K.-P., *Korean J. Chem. Eng.*, 15, 199, 1998.
12. Kim, N. H., Kim, S. J., Won, Y. S., and Choi, J. S., *Korean J. Chem. Eng.*, 15, 141, 1998.
13. Feng, W., Wang, W., and Feng, Z., *J. Chem. Ind. Eng. (China)*, 49, 271, 1998.
14. French, R. N. and Koplos, G. J., *Fluid Phase Equil.*, 160, 879, 1999.
15. Striolo, A. and Prausnitz, J. M., *Polymer*, 41, 1109, 2000.
16. Fornasiero, F., Halim, M., and Prausnitz, J. M., *Macromolecules*, 33, 8435, 2000.
17. Wong, H. C., Campbell, S. W., and Bhethanabotla, V. R., *Fluid Phase Equil.*, 179, 181, 2001.
18. Wibawa, G., Takahashi, M., Sato, Y., Takishima, S., and Masuoka, H., *J. Chem. Eng. Data*, 47, 518, 2002.
19. Wibawa, G., Hatano, R., Sato, Y., Takishima, S., and Masuoka, H., *J. Chem. Eng. Data*, 47, 1022, 2002.
20. Pfohl, O., Riebesell, C., and Dohrn, R., *Fluid Phase Equil.*, 202, 289, 2002.
21. Jung, J. K., Joung, S. N., Shin, H. Y., Kim, S. Y., Yoo, K.-P., Huh, W., Lee, C. S., *Korean J. Chem. Eng.*, 19, 296, 2002.
22. Kang, S., Huang, Y., Fu, J., Liu, H., and Hu, Y., *J. Chem. Eng. Data*, 47, 788, 2002.

Solvent Activity a_A as Function of Temperature and Mass Fraction

Polymer/ solvents	a_A : T/K	0.1	0.2	0.3	0.4	0.5	0.6	0.7	0.8	0.9
Mass Fraction of the Polymer										
<i>Acrylonitrile/Styrene Copolymer (28 wt% Acrylonitrile)</i>										
Benzene ^{a)}	343.15	0.982	0.962	0.940	0.915	0.886	0.851	0.809	0.753	0.670
1,2-Dimethylbenzene ^{a)}	398.15	0.983	0.964	0.942	0.918	0.890	0.857	0.817	0.764	0.685
1,3-Dimethylbenzene ^{a)}	398.15	0.983	0.965	0.944	0.921	0.893	0.861	0.821	0.769	0.690
1,4-Dimethylbenzene ^{a)}	398.15	0.983	0.964	0.942	0.918	0.890	0.857	0.817	0.763	0.684
Propylbenzene ^{a)}	398.15	0.987	0.972	0.955	0.935	0.913	0.885	0.851	0.804	0.732
Toluene ^{a)}	343.15	0.982	0.962	0.940	0.915	0.886	0.851	0.809	0.753	0.669

Polymer/ solvents	a_A : T/K	0.1	0.2	0.3	0.4	0.5	0.6	0.7	0.8	0.9
Mass Fraction of the Polymer										
Butadiene/Styrene Copolymer (41 wt% Styrene)										
Benzene ^{*)}	343.15	0.968	0.934	0.896	0.853	0.805	0.748	0.680	0.591	0.461
Cyclohexane ^{*)}	343.15	0.978	0.953	0.925	0.893	0.856	0.811	0.754	0.678	0.556
Ethylbenzene ^{*)}	398.15	0.974	0.945	0.912	0.875	0.831	0.779	0.713	0.625	0.491
Mesitylene ^{*)}	398.15	0.977	0.950	0.921	0.887	0.847	0.799	0.738	0.656	0.526
Toluene ^{*)}	343.15	0.970	0.936	0.899	0.857	0.808	0.751	0.682	0.591	0.456
Cellulose Triacetate										
Dichloromethane	298.15	0.979	0.956	0.930	0.899	0.863	0.819	0.762	0.683	0.554
Trichloromethane	298.15	0.978	0.953	0.924	0.892	0.853	0.806	0.747	0.665	0.533
Dextran										
Water	313.15	0.988	0.975	0.960	0.942	0.921	0.894	0.860	0.810	0.725
Hydroxyethylcellulose										
Water	368.15	0.988	0.974	0.958	0.939	0.915	0.884	0.841	0.775	0.650
Hydroxypropylstarch										
Water	293.15	0.989	0.977	0.963	0.947	0.927	0.903	0.872	0.827	0.749
Nitrocellulose										
Ethyl acetate	293.15	0.938	0.885	0.835	0.786	0.737	0.685	0.627	0.560	0.471
Ethyl formate	293.15	0.958	0.916	0.873	0.828	0.780	0.728	0.668	0.595	0.494
Ethyl propionate	293.15	0.941	0.889	0.839	0.789	0.739	0.685	0.625	0.555	0.460
Methyl acetate	293.15	0.890	0.820	0.763	0.711	0.660	0.609	0.554	0.490	0.406
2-Propanone	293.15	0.922	0.861	0.807	0.756	0.706	0.653	0.596	0.530	0.443
Propyl acetate	293.15	0.937	0.881	0.827	0.775	0.722	0.665	0.602	0.528	0.426
Polybutadiene (random cis-trans-vinyl)										
Benzene	298.15	0.964	0.925	0.884	0.839	0.788	0.731	0.663	0.578	0.455
Cyclohexane	298.15	0.974	0.945	0.913	0.876	0.833	0.782	0.719	0.635	0.507
Dichloromethane	298.15	0.951	0.902	0.852	0.800	0.745	0.684	0.616	0.532	0.415
Hexane	298.15	0.984	0.965	0.943	0.916	0.881	0.837	0.775	0.683	0.534
Tetrachloromethane	298.15	0.932	0.865	0.799	0.731	0.660	0.585	0.503	0.409	0.288
Toluene	298.15	0.969	0.935	0.898	0.856	0.809	0.754	0.688	0.603	0.476
Trichloromethane	298.15	0.925	0.855	0.788	0.720	0.650	0.578	0.498	0.406	0.289
1,4-cis-Polybutadiene										
Benzene	298.15	0.966	0.930	0.890	0.846	0.796	0.738	0.668	0.580	0.450
Cyclohexane	298.15	0.977	0.951	0.922	0.888	0.849	0.803	0.747	0.677	0.581
Dichloromethane	298.15	0.948	0.898	0.848	0.796	0.742	0.683	0.616	0.536	0.424
Hexane	298.15	0.983	0.963	0.941	0.916	0.886	0.850	0.804	0.741	0.639
Tetrachloromethane	298.15	0.936	0.871	0.805	0.736	0.665	0.588	0.505	0.409	0.287
Toluene	298.15	0.969	0.936	0.900	0.860	0.815	0.763	0.701	0.622	0.506
Trichloromethane	298.15	0.915	0.840	0.770	0.702	0.634	0.562	0.485	0.396	0.283
Poly(butyl acrylate)										
Benzene	298.15	0.964	0.926	0.887	0.845	0.799	0.749	0.691	0.619	0.519
Dichloromethane	298.15	0.868	0.801	0.744	0.690	0.636	0.577	0.511	0.430	0.318
Tetrachloromethane	298.15	0.932	0.868	0.805	0.742	0.677	0.607	0.529	0.438	0.317
Toluene	298.15	0.967	0.932	0.893	0.849	0.801	0.744	0.676	0.590	0.463
Trichloromethane	298.15	0.901	0.811	0.733	0.662	0.595	0.529	0.459	0.381	0.282
Poly(butyl methacrylate)										
Benzene	313.15	0.971	0.939	0.902	0.861	0.813	0.756	0.685	0.592	0.453
1-Butanol	313.15	0.991	0.980	0.968	0.953	0.936	0.914	0.885	0.842	0.762
2-Butanol	313.15	0.992	0.982	0.969	0.953	0.933	0.906	0.869	0.815	0.719
2-Butanone	313.15	0.982	0.963	0.940	0.914	0.884	0.846	0.799	0.732	0.623
Butyl acetate ^{*)}	308.15	0.982	0.961	0.936	0.908	0.875	0.836	0.789	0.730	0.652
Cyclohexane	313.15	0.985	0.968	0.948	0.925	0.899	0.866	0.823	0.764	0.666
Cyclopentane	313.15	0.984	0.965	0.944	0.918	0.886	0.846	0.792	0.714	0.579
Diethyl ether ^{*)}	298.15	0.987	0.973	0.956	0.937	0.914	0.885	0.848	0.795	0.703
1,4-Dimethylbenzene	333.15	0.971	0.940	0.905	0.866	0.822	0.770	0.706	0.622	0.497
Ethylbenzene	333.15	0.969	0.935	0.899	0.859	0.815	0.764	0.704	0.627	0.517
Methyl acetate	313.15	0.984	0.965	0.944	0.920	0.891	0.856	0.811	0.748	0.645

Polymer/ solvents	a_A : T/K	0.1	0.2	0.3	0.4	0.5	0.6	0.7	0.8	0.9
Mass Fraction of the Polymer										
2-Methyl-1-propanol	333.15	0.988	0.974	0.958	0.940	0.919	0.893	0.860	0.815	0.744
Octane	313.15	0.988	0.974	0.959	0.942	0.921	0.896	0.865	0.823	0.758
1-Propanol	333.15	0.990	0.980	0.967	0.952	0.934	0.911	0.881	0.834	0.746
2-Propanol	313.15	0.991	0.981	0.970	0.956	0.939	0.918	0.889	0.845	0.755
2-Propanone	313.15	0.989	0.976	0.961	0.944	0.921	0.892	0.850	0.783	0.647
Propyl acetate	313.15	0.980	0.957	0.932	0.903	0.870	0.830	0.780	0.714	0.612
Toluene	313.15	0.971	0.939	0.903	0.863	0.818	0.764	0.698	0.613	0.485
<i>Poly(ϵ-caprolacton)</i>										
Tetrachloromethane ^{a)}	338.15	0.956	0.910	0.864	0.815	0.762	0.704	0.637	0.554	0.438
<i>Poly(dimethylsiloxane)</i>										
Chlorodifluoromethane	298.15	0.976	0.950	0.921	0.888	0.850	0.805	0.750	0.677	0.565
Cyclohexane	303.15	0.979	0.955	0.928	0.898	0.863	0.822	0.770	0.702	0.596
Hexane	303.15	0.982	0.962	0.939	0.912	0.880	0.842	0.793	0.724	0.611
Pentane	308.15	0.982	0.962	0.940	0.913	0.881	0.842	0.791	0.720	0.600
Pentane	423.15	0.984	0.966	0.946	0.922	0.893	0.858	0.813	0.749	0.641
<i>Poly(ethyl acrylate)</i>										
Benzene	298.15	0.970	0.939	0.904	0.866	0.823	0.774	0.716	0.641	0.533
Dichloromethane	298.15	0.900	0.830	0.768	0.709	0.648	0.584	0.512	0.427	0.313
Tetrachloromethane	298.15	0.950	0.900	0.848	0.794	0.736	0.672	0.598	0.509	0.385
Toluene	298.15	0.972	0.942	0.910	0.874	0.833	0.786	0.730	0.659	0.555
Trichloromethane	298.15	0.866	0.776	0.701	0.632	0.566	0.499	0.428	0.349	0.248
<i>Poly(ethylene oxide)</i>										
Benzene	323.15	0.972	0.942	0.908	0.869	0.824	0.771	0.706	0.620	0.490
2-Butanone	353.15	0.981	0.959	0.934	0.902	0.863	0.813	0.746	0.651	0.503
Cyclohexane	353.15	0.989	0.976	0.960	0.943	0.921	0.893	0.855	0.798	0.688
Methanol	303.15	0.964	0.927	0.887	0.844	0.797	0.744	0.682	0.604	0.494
2-Propanone	353.15	0.979	0.947	0.896	0.815	0.719	0.625	0.532	0.434	0.315
Water	293.15	0.977	0.951	0.923	0.890	0.852	0.806	0.748	0.671	0.550
<i>Poly(ethylenimine)</i>										
Water	353.15	0.975	0.947	0.917	0.883	0.845	0.801	0.748	0.680	0.581
<i>Poly(ethyl methacrylate)</i>										
Benzene	298.15	0.970	0.938	0.903	0.864	0.821	0.771	0.712	0.637	0.529
Dichloromethane	298.15	0.912	0.838	0.769	0.703	0.636	0.567	0.491	0.404	0.292
Tetrachloromethane	298.15	0.935	0.873	0.812	0.750	0.686	0.616	0.540	0.449	0.328
Toluene	298.15	0.974	0.945	0.913	0.877	0.836	0.787	0.727	0.647	0.527
Trichloromethane	298.15	0.859	0.760	0.678	0.604	0.533	0.464	0.392	0.313	0.217
<i>Polyisobutylene</i>										
Benzene	313.15	0.984	0.965	0.945	0.921	0.892	0.858	0.813	0.751	0.645
Cyclohexane	313.15	0.976	0.950	0.921	0.888	0.850	0.805	0.749	0.676	0.563
Cyclopentane	313.15	0.977	0.952	0.924	0.892	0.855	0.812	0.758	0.687	0.579
1,4-Dimethylbenzene	313.15	0.979	0.955	0.929	0.899	0.863	0.821	0.767	0.694	0.579
2,2-Dimethylbutane	298.15	0.983	0.964	0.942	0.917	0.887	0.852	0.806	0.743	0.640
Ethylbenzene	313.15	0.979	0.955	0.927	0.895	0.857	0.810	0.750	0.668	0.535
Heptane	298.15	0.983	0.964	0.942	0.917	0.887	0.851	0.804	0.741	0.637
Hexane	298.15	0.980	0.959	0.934	0.906	0.873	0.834	0.784	0.715	0.606
Octane	298.15	0.983	0.963	0.940	0.914	0.883	0.845	0.797	0.729	0.617
Tetrachloromethane	298.15	0.962	0.921	0.877	0.829	0.776	0.715	0.643	0.552	0.423
Toluene	313.15	0.984	0.966	0.944	0.918	0.884	0.840	0.779	0.688	0.537
Trichloromethane	298.15	0.969	0.935	0.899	0.858	0.813	0.761	0.698	0.619	0.503
2,4,4-Trimethylpentane	298.15	0.981	0.961	0.937	0.911	0.879	0.842	0.794	0.730	0.628
<i>1,4-cis-Polyisoprene</i>										
Benzene	313.15	0.982	0.962	0.937	0.908	0.873	0.827	0.766	0.679	0.537
2-Butanone	353.15	0.986	0.970	0.953	0.933	0.910	0.883	0.850	0.808	0.746
Cyclohexane	313.15	0.978	0.954	0.928	0.899	0.865	0.825	0.778	0.716	0.625
Dichloromethane	298.15	0.969	0.935	0.898	0.857	0.811	0.757	0.693	0.610	0.488
1,4-Dimethylbenzene	313.15	0.977	0.951	0.923	0.892	0.857	0.816	0.767	0.704	0.613

Polymer/ solvents	a_A : T/K	0.1	0.2	0.3	0.4	0.5	0.6	0.7	0.8	0.9
Mass Fraction of the Polymer										
Ethylbenzene	313.15	0.978	0.954	0.928	0.898	0.864	0.823	0.774	0.709	0.612
Methyl acetate	313.15	0.968	0.935	0.900	0.862	0.820	0.773	0.717	0.649	0.554
Octane	313.15	0.984	0.967	0.948	0.926	0.901	0.871	0.834	0.785	0.711
Propyl acetate	333.15	0.983	0.964	0.942	0.916	0.886	0.850	0.803	0.738	0.633
Tetrachloromethane	298.15	0.929	0.864	0.800	0.737	0.672	0.602	0.526	0.435	0.316
Toluene	313.15	0.978	0.954	0.927	0.898	0.865	0.827	0.782	0.725	0.645
Trichloromethane	298.15	0.930	0.867	0.807	0.747	0.685	0.620	0.547	0.462	0.346
<i>Poly(methyl acrylate)</i>										
Benzene	298.15	0.979	0.956	0.930	0.901	0.867	0.826	0.776	0.710	0.608
Dichloromethane	298.15	0.917	0.851	0.791	0.732	0.671	0.605	0.532	0.444	0.326
Tetrachloromethane	298.15	0.963	0.924	0.882	0.838	0.788	0.733	0.668	0.586	0.470
Toluene	298.15	0.981	0.960	0.936	0.909	0.878	0.840	0.792	0.727	0.626
Trichloromethane	298.15	0.912	0.830	0.753	0.678	0.603	0.527	0.446	0.357	0.248
<i>Poly(methyl methacrylate)</i>										
Benzene	298.15	0.982	0.961	0.938	0.912	0.881	0.843	0.795	0.729	0.622
2-Butanone ^{*)}	308.15	0.989	0.976	0.961	0.945	0.925	0.900	0.869	0.825	0.751
Cyclohexanone ^{*)}	323.15	0.978	0.954	0.928	0.899	0.866	0.827	0.781	0.723	0.640
Dichloromethane	298.15	0.939	0.882	0.825	0.766	0.704	0.637	0.560	0.468	0.343
Ethyl acetate ^{*)}	308.15	0.986	0.969	0.950	0.928	0.902	0.869	0.826	0.763	0.649
Toluene	298.15	0.981	0.959	0.935	0.908	0.877	0.841	0.795	0.736	0.646
Trichloromethane	298.15	0.924	0.848	0.771	0.694	0.616	0.536	0.451	0.358	0.246
<i>Poly(α-methylstyrene)</i>										
Cumene	338.15	0.984	0.965	0.944	0.918	0.887	0.848	0.796	0.721	0.593
α -Methylstyrene	338.15	0.978	0.954	0.927	0.896	0.859	0.816	0.761	0.687	0.570
<i>Poly(propylene oxide)</i>										
Benzene	333.15	0.967	0.932	0.893	0.850	0.801	0.744	0.675	0.588	0.460
Metvhanol	298.15	0.992	0.982	0.970	0.955	0.936	0.910	0.872	0.812	0.689
<i>Polystyrene</i>										
Benzene	333.15	0.978	0.953	0.924	0.891	0.852	0.804	0.742	0.657	0.521
2-Butanone ^{*)}	298.15	0.986	0.971	0.954	0.935	0.912	0.885	0.851	0.804	0.724
Cyclohexane	313.15	0.990	0.978	0.965	0.949	0.931	0.908	0.877	0.833	0.754
Cyclohexanone ^{*)}	313.15	0.970	0.937	0.900	0.858	0.810	0.753	0.684	0.593	0.459
Dichloromethane	298.15	0.949	0.899	0.849	0.797	0.743	0.684	0.617	0.536	0.423
1,3-Dimethylbenzene ^{*)}	323.15	0.980	0.956	0.926	0.891	0.846	0.791	0.723	0.638	0.524
1,4-Dimethylbenzene	423.15	0.974	0.944	0.911	0.872	0.826	0.770	0.698	0.601	0.452
Ethyl acetate ^{*)}	313.15	0.976	0.948	0.918	0.882	0.841	0.791	0.728	0.642	0.507
Hexane	423.15	0.980	0.958	0.933	0.904	0.869	0.827	0.772	0.697	0.574
2-Propanone	323.15	0.991	0.980	0.969	0.955	0.938	0.918	0.892	0.854	0.788
Propyl acetate	343.15	0.983	0.965	0.943	0.919	0.891	0.858	0.815	0.758	0.667
Tetrachloromethane	298.15	0.961	0.917	0.869	0.814	0.751	0.678	0.592	0.486	0.344
Toluene	313.15	0.981	0.959	0.933	0.901	0.861	0.809	0.738	0.638	0.481
Trichloromethane	298.15	0.949	0.898	0.847	0.793	0.736	0.675	0.604	0.519	0.400
<i>Poly(tetramethylene glycol)</i>										
Methanol	303.15	0.981	0.961	0.938	0.913	0.883	0.849	0.806	0.751	0.671
<i>Poly(vinyl acetate)</i>										
Benzene	313.15	0.985	0.967	0.945	0.919	0.886	0.844	0.784	0.696	0.548
1-Butanol	313.15	0.992	0.982	0.971	0.958	0.942	0.923	0.896	0.856	0.779
2-Butanol	313.15	0.987	0.972	0.956	0.937	0.915	0.889	0.856	0.813	0.747
2-Butanone	313.15	0.980	0.958	0.934	0.906	0.873	0.835	0.787	0.724	0.626
1,2-Dichloroethane ^{*)}	300.15	0.955	0.906	0.851	0.790	0.722	0.644	0.556	0.450	0.315
1,4-Dimethylbenzene	313.15	0.990	0.978	0.964	0.948	0.928	0.903	0.868	0.814	0.705
Ethylbenzene	313.15	0.990	0.979	0.966	0.950	0.932	0.910	0.880	0.836	0.759
Methanol	333.15	0.990	0.978	0.965	0.949	0.931	0.908	0.877	0.834	0.757
Methyl acetate	313.15	0.976	0.949	0.919	0.886	0.849	0.805	0.752	0.684	0.583
2-Methyl-1-propanol	353.15	0.984	0.966	0.946	0.924	0.899	0.868	0.832	0.784	0.715
1-Propanol	353.15	0.987	0.972	0.955	0.936	0.914	0.888	0.856	0.815	0.753
2-Propanol	353.15	0.988	0.974	0.958	0.940	0.919	0.894	0.863	0.820	0.754

Polymer/ solvents	a_A : T/K	0.1	0.2	0.3	0.4	0.5	0.6	0.7	0.8	0.9
Mass Fraction of the Polymer										
2-Propanone	333.15	0.983	0.963	0.940	0.913	0.880	0.838	0.784	0.707	0.578
Propyl acetate	333.15	0.979	0.955	0.930	0.901	0.869	0.831	0.786	0.728	0.645
Tetrahydrofuran	323.15	0.973	0.943	0.911	0.874	0.831	0.781	0.720	0.640	0.519
Toluene	333.15	0.983	0.965	0.944	0.920	0.891	0.857	0.815	0.756	0.664
<i>Poly(vinyl chloride)</i>										
2-Butanone ^{a)}	313.15	0.976	0.949	0.920	0.887	0.849	0.804	0.749	0.676	0.566
Cyclohexanone ^{a)}	333.15	0.971	0.934	0.889	0.839	0.781	0.714	0.635	0.536	0.397
<i>Poly(vinyl methyl ether)</i>										
Benzene ^{a)}	298.15	0.969	0.935	0.897	0.855	0.807	0.751	0.683	0.596	0.466
Chlorobenzene ^{a)}	343.15	0.972	0.941	0.906	0.867	0.822	0.769	0.705	0.620	0.494
1,2-Dimethylbenzene ^{a)}	363.15	0.973	0.943	0.910	0.871	0.826	0.772	0.705	0.616	0.478
Ethylbenzene ^{a)}	343.15	0.978	0.954	0.927	0.895	0.857	0.811	0.753	0.672	0.542
Propylbenzene ^{a)}	373.15	0.977	0.951	0.923	0.890	0.852	0.808	0.752	0.678	0.563
<i>Poly(4-vinylpyridine)</i>										
Methanol	343.15	0.986	0.971	0.953	0.931	0.905	0.871	0.825	0.756	0.627
2-Propanol	343.15	0.989	0.977	0.964	0.948	0.928	0.904	0.872	0.826	0.743
<i>Poly(1-vinyl-2-pyrrolidinone)</i>										
Water	368.15	0.984	0.966	0.946	0.924	0.899	0.870	0.835	0.790	0.727
<i>Starch (amorphous)</i>										
Water	383.15	0.991	0.981	0.970	0.956	0.939	0.918	0.889	0.845	0.754
<i>Styrene/Methyl methacrylate Copolymer (41.45 wt% Styrene)</i>										
Benzene ^{a)}	308.15	0.982	0.963	0.940	0.913	0.881	0.841	0.789	0.716	0.590
<i>Vinyl acetate/Vinyl chloride Copolymer (12 wt% Vinyl acetate)</i>										
Benzene	398.15	0.976	0.949	0.918	0.883	0.841	0.791	0.728	0.643	0.509
Chlorobenzene	398.15	0.984	0.965	0.944	0.920	0.891	0.856	0.810	0.746	0.638
1,4-Dimethylbenzene	398.15	0.989	0.977	0.963	0.946	0.926	0.899	0.863	0.807	0.692
Ethylbenzene	398.15	0.989	0.976	0.961	0.944	0.924	0.899	0.866	0.818	0.735
Octane	398.15	0.992	0.982	0.971	0.958	0.942	0.922	0.893	0.847	0.739

^{a)} $a_A = P_A / P_A^s$

SPECIFIC ENTHALPIES OF SOLUTION OF POLYMERS AND COPOLYMERS

Christian Wohlfarth

Enthalpies of solution or mixing, expressed as the enthalpy change per unit mass of polymer, are given in the table at infinite dilution, i.e., a very small amount of polymer and a large excess of solvent were mixed isothermally to form a homogeneous solution. By thermodynamics, $\Delta_{\text{sol}} H_{\text{B}}^{\infty}$ or $\Delta_{\text{M}} H_{\text{B}}^{\infty}$ are obtained from the following derivatives:

$$\Delta_{\text{sol}} H_{\text{B}}^{\infty} = \lim_{m_{\text{B}} \rightarrow 0} \left(\partial_{\text{sol}} h / \partial m_{\text{B}} \right)_{P, T, m_{j \neq \text{B}}} \quad (1)$$

$$\Delta_{\text{M}} H_{\text{B}}^{\infty} = \lim_{m_{\text{B}} \rightarrow 0} \left(\partial_{\text{M}} h / \partial m_{\text{B}} \right)_{P, T, m_{j \neq \text{B}}} \quad (2)$$

with a unit of J/g. Thus, they are the partial specific enthalpies of solution or mixing of the polymer B at infinite dilution where $\Delta_{\text{sol}} h$ or $\Delta_{\text{M}} h$ is the extensive enthalpy of the solution or mixing process.

The state of the polymer before dissolution can significantly affect the enthalpy of solution. The dissolving of a semicrystalline polymer requires an additional amount of heat associated with the disordering of crystalline regions. Consequently, its enthalpy of

solution is usually positive and depends on the degree of crystallinity of the given polymer sample. An amorphous polymer below its glass transition temperature, T_{g} (see the T_{g} -table of this Section), often dissolves with the release of heat. The enthalpy of solution of a glassy polymer is additionally dependent to some extent on the thermal history of the glass-forming process. An amorphous polymer above T_{g} can show endothermic or exothermic dissolution behavior depending on the nature of the solvent and the interaction energies involved as is the case for any enthalpy of mixing. This enthalpy of mixing is then independent of any crystalline or glassy aspects of the polymer. It can be obtained without difficulties for liquid/molten polymers mixed with a solvent. Therefore, the enthalpies given in the table are either enthalpies of solution or enthalpies of mixing, depending on the state of the polymer.

The enthalpies depend on temperature and molar mass. The necessary molar mass information for a system is provided in the table (if available) by the corresponding number average, M_{n} , mass average, M_{w} , or viscosity average, M_{v} , values of the polymer as given in the original sources. Outside the oligomer range, specific enthalpies of solution or mixing do not remarkably depend on molar mass, however. More enthalpy data of polymer-solvent systems can be found in Ref. 106.

Polymer	$M_{\text{n}}/\text{g/mol}$	$M_{\text{w}}/\text{g/mol}$	$M_{\text{v}}/\text{g/mol}$	Solvent	T/K	$\Delta H_{\text{B}}^{\infty}/\text{J/g}$	Ref.
Acrylonitrile/butadiene copolymer							
(18 wt% Acrylonitrile)				Benzene	298.15	0.0	18
(26 wt% Acrylonitrile)				Benzene	298.15	-1.9	18
(40 wt% Acrylonitrile)				Benzene	298.15	-2.9	18
Acrylonitrile/isoprene copolymer							
(15 mol% Isoprene)				N,N-Dimethylformamide	323.15	-32	66
Acrylonitrile/vinyl chloride copolymer							
(13 wt% Acrylonitrile)				N,N-Dimethylformamide	293.15	-38	35
(13 wt% Acrylonitrile)				N,N-Dimethylformamide	308.15	-22	35
(13 wt% Acrylonitrile)				N,N-Dimethylformamide	323.15	-18	35
(13 wt% Acrylonitrile)				N,N-Dimethylformamide	338.15	-15	35
(13 wt% Acrylonitrile)				N,N-Dimethylformamide	353.15	-12	35
(29 wt% Acrylonitrile)				N,N-Dimethylformamide	295.15	-42	35
(29 wt% Acrylonitrile)				N,N-Dimethylformamide	308.15	-27	35
(29 wt% Acrylonitrile)				N,N-Dimethylformamide	323.15	-21	35
(29 wt% Acrylonitrile)				N,N-Dimethylformamide	338.15	-19	35
(29 wt% Acrylonitrile)				N,N-Dimethylformamide	353.15	-16	35
(40 wt% Acrylonitrile)				N,N-Dimethylformamide	295.15	-47	35
(40 wt% Acrylonitrile)				N,N-Dimethylformamide	308.15	-30	35
(40 wt% Acrylonitrile)				N,N-Dimethylformamide	323.15	-28	35
(40 wt% Acrylonitrile)				N,N-Dimethylformamide	338.15	-18	35
(40 wt% Acrylonitrile)				N,N-Dimethylformamide	353.15	-17	35
Benzylcellulose							
				Benzene	298.15	-11	8
				Cyclohexanone	298.15	-15	25
				Trichloromethane	298.15	-38	25
Bisphenol A-isophthaloyl chloride/terephthaloyl chloride							
(50/50 Iso/terephthaloyl chloride)				N,N-Dimethylacetamide	298.15	-56	69
(50/50 Iso/terephthaloyl chloride)				1,1,2,2-Tetrachloroethane	298.15	+72	69

Polymer	M_n / g/mol	M_w / g/mol	M_η / g/mol	Solvent	T/K	ΔH_B^∞ / J/g	Ref.
Butadiene/styrene copolymer							
(10 wt% Styrene)				Benzene	293.65	4.9	17
(30 wt% Styrene)				Benzene	293.65	3.0	17
(30 wt% Styrene)				Benzene	298.15	3.0	25
(50 wt% Styrene)				Benzene	293.65	1.8	17
(60 wt% Styrene)				Benzene	293.65	0.0	17
(70 wt% Styrene)				Benzene	293.65	0.0	17
(75 wt% Styrene)				Benzene	298.15	1.5	7
(80 wt% Styrene)				Benzene	293.65	-0.6	17
(90 wt% Styrene)				Benzene	293.65	-4.9	17
Butyl methacrylate/isobutyl methacrylate copolymer (50 wt%/50 wt%)							
Glass		150000		Cyclohexanone	303.15	5.9	98
Liquid		150000		Cyclohexanone	303.15	14.0	98
Butyl methacrylate/methyl methacrylate copolymer (45 wt%/55 wt%)							
Glass	107000	250000		Cyclohexanone	304.15	-5.4	99
Liquid	107000	250000		Cyclohexanone	304.15	+9.1	99
Cellulose acetate							
(52.2 wt% Acetate)				Formic acid	298.15	-30	10
(55.8 wt% Acetate)				Formic acid	298.15	-44	10
(52.5 wt% Acetate)				Methyl acetate	298.15	-80	1
(48 wt% Acetate)				2-Propanone	298.15	-35	25
(52.2 wt% Acetate)				2-Propanone	298.15	-30	10
(55.8 wt% Acetate)				2-Propanone	298.15	-26	10
(56 wt% Acetate)				2-Propanone	298.15	-45	25
(56 wt% Acetate)				2-Propanone	298.15	-30	4
Cellulose triacetate							
				2-Propanone	298.15	-29	4
				Trichloromethane	298.15	-47	4
Dextran							
	8200	10400		Dimethylsulfoxide	298.15	-185	75
	75900	101000		Dimethylsulfoxide	298.15	-187	70
	75900	101000		1,2-Ethanediol	298.15	-98	70
	75900	101000		Formamide	298.15	-228	70
	8200	10400		Water	298.15	-140	75
	75900	101000		Water	298.15	-150	75
(amorph)				Water	298.15	-123	65
Ethylene/propylene copolymer							
(33 mol% Ethylene)				Cyclohexane	298.15	1.4	74
(63 mol% Ethylene)				Cyclohexane	298.15	8.1	74
(75 mol% Ethylene)				Cyclohexane	298.15	11.8	74
(33 mol% Ethylene)				Cyclooctane	298.15	1.2	74
(63 mol% Ethylene)				Cyclooctane	298.15	6.9	74
(75 mol% Ethylene)				Cyclooctane	298.15	8.6	74
(33 mol% Ethylene)				Cyclopentane	298.15	-3.5	74
(63 mol% Ethylene)				Cyclopentane	298.15	1.1	74
(33 mol% Ethylene)				cis-Decahydronaphthalene	298.15	-2.4	74
(63 mol% Ethylene)				cis-Decahydronaphthalene	298.15	2.4	74
(75 mol% Ethylene)				cis-Decahydronaphthalene	298.15	3.9	74
(33 mol% Ethylene)				trans-Decahydronaphthalene	298.15	-4.8	74
(63 mol% Ethylene)				trans-Decahydronaphthalene	298.15	-1.3	74
(75 mol% Ethylene)				trans-Decahydronaphthalene	298.15	-0.3	74
(63 mol% Ethylene)				3,3-Diethylpentane	298.15	-1.4	74
(75 mol% Ethylene)				3,3-Diethylpentane	298.15	<0.1	74
(63 mol% Ethylene)				2,2-Dimethylpentane	298.15	5.3	74

Polymer	M_n / g/mol	M_w / g/mol	M_η / g/mol	Solvent	T/K	ΔH_B^∞ / J/g	Ref.
(75 mol% Ethylene)				2,2-Dimethylpentane	298.15	2.3	74
(63 mol% Ethylene)				2,3-Dimethylpentane	298.15	0.7	74
(75 mol% Ethylene)				2,3-Dimethylpentane	298.15	0.4	74
(33 mol% Ethylene)				2,4-Dimethylpentane	298.15	-1.2	74
(63 mol% Ethylene)				2,4-Dimethylpentane	298.15	3.0	74
(75 mol% Ethylene)				2,4-Dimethylpentane	298.15	0.2	74
(33 mol% Ethylene)				3,3-Dimethylpentane	298.15	-2.7	74
(63 mol% Ethylene)				3,3-Dimethylpentane	298.15	0.3	74
(33 mol% Ethylene)				Dodecane	298.15	-0.1	73
(63 mol% Ethylene)				Dodecane	298.15	0.8	73
(75 mol% Ethylene)				Dodecane	298.15	-4.0	73
(63 mol% Ethylene)				3-Ethylpentane	298.15	2.6	74
(75 mol% Ethylene)				3-Ethylpentane	298.15	-0.6	74
(33 mol% Ethylene)				2,2,4,4,6,8,8-Heptamethylnonane	298.15	-0.5	73
(63 mol% Ethylene)				2,2,4,4,6,8,8-Heptamethylnonane	298.15	2.2	73
(75 mol% Ethylene)				2,2,4,4,6,8,8-Heptamethylnonane	298.15	-0.9	73
(33 mol% Ethylene)				Hexadecane	298.15	0.7	73
(63 mol% Ethylene)				Hexadecane	298.15	-1.1	73
(75 mol% Ethylene)				Hexadecane	298.15	-4.6	73
(63 mol% Ethylene)				3-Methylhexane	298.15	0.7	74
(75 mol% Ethylene)				3-Methylhexane	298.15	1.7	74
(33 mol% Ethylene)				Octane	298.15	-1.6	73
(63 mol% Ethylene)				Octane	298.15	3.6	73
(75 mol% Ethylene)				Octane	298.15	0.3	73
(33 mol% Ethylene)				2,2,4,6,6-Pentamethylheptane	298.15	-0.3	73
(63 mol% Ethylene)				2,2,4,6,6-Pentamethylheptane	298.15	3.6	73
(75 mol% Ethylene)				2,2,4,6,6-Pentamethylheptane	298.15	0.0	73
(63 mol% Ethylene)				2,2,4,4-Tetramethylpentane	298.15	2.7	74
(75 mol% Ethylene)				2,2,4,4-Tetramethylpentane	298.15	3.1	74
(33 mol% Ethylene)				2,2,4-Trimethylpentane	298.15	-0.2	73
(63 mol% Ethylene)				2,2,4-Trimethylpentane	298.15	1.9	73
(75 mol% Ethylene)				2,2,4-Trimethylpentane	298.15	3.5	73
Ethylene/vinylacetate copolymer							
(85 wt% Vinyl acetate)				Cyclopentanone	298.15	-0.5	104
(70 wt% Vinyl acetate)		220000		Tetrahydrofuran	304.65	-1.3	93
Gelatine							
				Water	293.15	-92	29
				Water	323.15	-63	29
Guttapercha							
				Trichloromethane	303.15	47	22
Isobutyl methacrylate/methyl methacrylate copolymer (51 wt%/49 wt%)							
Glass		150000		Cyclohexanone	303.15	-11	98
Liquid		150000		Cyclohexanone	303.15	15	98
Natural rubber							
				Benzene	298.15	10	25
				Benzene	298.15	12	20
Nitrocellulose							
			16600	2-Butanone	298.15	-80	4
			23000	2-Butanone	298.15	-81	4
			40000	2-Butanone	298.15	-81	4
				Butyl acetate	293.15	-75	23
				Butyl acetate	298.15	-75	23
				Butyl acetate	298.15	-73	26
				Butyl acetate	303.15	-75	23

Polymer	M_n / g/mol	M_w / g/mol	M_η / g/mol	Solvent	T/K	ΔH_B^∞ / J/g	Ref.
				Butyl acetate	308.15	-71	23
				Butyl acetate	313.15	-65	23
				Butyl acetate	313.15	-67	26
				Butyl acetate	318.15	-59	23
				Butyl acetate	323.15	-54	23
				Butyl acetate	328.15	-50	23
				Butyl acetate	333.15	-59	26
				Butyl acetate	343.15	-55	26
				Butyl acetate	353.15	-47	26
				Diethyl ether	295.15	-62	3
				Dibutyl phthalate	273.15	-45	26
				Dibutyl phthalate	298.15	-46	26
				Dibutyl phthalate	313.15	-46	26
				Dibutyl phthalate	333.15	-42	26
				Ethanol	295.15	-46	3
				Ethyl acetate	293.15	-76	23
				Ethyl acetate	298.15	-75	23
				Ethyl acetate	303.15	-69	23
				Ethyl acetate	308.15	-61	23
				Ethyl acetate	313.15	-54	23
				Ethyl acetate	318.15	-50	23
				Ethyl acetate	323.15	-50	23
				Ethyl acetate	328.15	-50	23
				Methanol	293.15	-69	23
				Methanol	298.15	-56	23
				Methanol	303.15	-50	23
				Methanol	308.15	-50	23
				Methanol	313.15	-50	23
				Methanol	318.15	-50	23
				Methanol	323.15	-50	23
				Methanol	328.15	-50	23
				2,4-Pentanedione	298.15	-74	4
				2-Pentanone	298.15	-64	4
				2-Propanone	273.15	-75	26
				2-Propanone	293.15	-75	23
				2-Propanone	298.15	-83	2
				2-Propanone	298.15	-68	4
				2-Propanone	298.15	-71	8
				2-Propanone	298.15	-74	23
				2-Propanone	298.15	-79	25
				2-Propanone	298.15	-75	26
				2-Propanone	303.15	-60	23
				2-Propanone	308.15	-51	23
				2-Propanone	313.15	-50	23
				2-Propanone	313.15	-65	26
				2-Propanone	318.15	-50	23
				2-Propanone	323.15	-50	23
				2-Propanone	323.15	-50	26
				2-Propanone	328.15	-50	23
				Pyridine	298.15	-106	2
				Tri(4-methylphenyl) phosphate	298.15	-16	26
				Tri(4-methylphenyl) phosphate	313.15	-28	26
				Tri(4-methylphenyl) phosphate	333.15	-41	26
				Tri(4-methylphenyl) phosphate	343.15	-44	26
				Tri(4-methylphenyl) phosphate	353.15	-47	26

Polymer	M_n / g/mol	M_w / g/mol	M_v / g/mol	Solvent	T/K	ΔH_B^∞ / J/g	Ref.
<i>Nylon-6 (unoriented)</i>							
				Formic acid	295.15	-53	24
				Tricresol	323.55	-66	22
				Tricresol	345.55	-66	22
<i>Poly(acrylonitrile)</i>							
				Benzene	298.15	0.0	18
				<i>N,N</i> -Dimethylformamide	295.15	-23	35
				<i>N,N</i> -Dimethylformamide	298.15	-21	18
				<i>N,N</i> -Dimethylformamide	298.15	-43	42
				<i>N,N</i> -Dimethylformamide	308.15	-17	35
				<i>N,N</i> -Dimethylformamide	323.15	-13	35
				<i>N,N</i> -Dimethylformamide	323.15	-15	66
				<i>N,N</i> -Dimethylformamide	338.15	-10	35
				Dimethylsulfoxide	298.15	-70	42
<i>Poly(γ-benzyl-L-glutamate)</i>							
		160000		Dichloroacetic acid	303.15	-35	46
		160000		1,2-Dichloroethane	303.15	-1.6	46
<i>Polybutadiene</i>							
				Benzene	298.15	6.1	7
				Benzene	298.15	7.1	25
				Benzene	298.15	10.5	32
				2,2,4-Trimethylpentane	298.15	1.1	32
<i>1,4-cis-Polybutadiene</i>							
	low			Cyclohexane	298.15	5.4	74
	low			Cyclooctane	298.15	5.8	74
	low			Cyclopentane	298.15	<0.1	74
	low			<i>cis</i> -Decahydronaphthalene	298.15	4.2	74
	low			<i>trans</i> -Decahydronaphthalene	298.15	2.6	74
	low			3,3-Diethylpentane	298.15	5.2	74
	low			2,2-Dimethylpentane	298.15	4.1	74
	low			2,3-Dimethylpentane	298.15	4.5	74
	low			2,4-Dimethylpentane	298.15	3.2	74
	low			3,3-Dimethylpentane	298.15	3.2	74
	low			Dodecane	298.15	4.2	74
	low			3-Ethylpentane	298.15	3.7	74
	low			2,2,4,4,6,8,8-Heptamethylnonane	298.15	4.8	74
	low			Hexadecane	298.15	4.9	74
	low			3-Methylhexane	298.15	3.6	74
	low			Octane	298.15	4.3	74
	low			2,2,4,6,6-Pentamethylheptane	298.15	5.0	74
	low			2,2,4,4-Tetramethylpentane	298.15	5.8	74
	low			2,3,3,4-Tetramethylpentane	298.15	5.1	74
<i>Poly(1-butene)</i>							
		20000		Cyclohexane	298.15	1.0	74
		20000		Cyclooctane	298.15	1.8	74
		20000		Cyclopentane	298.15	-2.9	74
		20000		<i>cis</i> -Decahydronaphthalene	298.15	<0.1	74
		20000		<i>trans</i> -Decahydronaphthalene	298.15	-2.0	74
		20000		Decane	298.15	1.2	62
		20000		3,3-Diethylpentane	298.15	-2.6	74
		20000		2,2-Dimethylpentane	298.15	-4.0	74
		20000		2,3-Dimethylpentane	298.15	-2.8	74

Polymer	M_n / g/mol	M_w / g/mol	M_η / g/mol	Solvent	T /K	ΔH_B^∞ / J/g	Ref.
			20000	2,4-Dimethylpentane	298.15	−2.3	74
			20000	3,3-Dimethylpentane	298.15	−2.2	74
			20000	Dodecane	298.15	2.1	74
			20000	3-Ethylpentane	298.15	−2.8	74
			20000	Heptane	298.15	0.0	73
			20000	Hexadecane	298.15	3.0	62
			20000	Hexane	298.15	−1.2	62
			20000	3-Methylhexane	298.15	−2.1	74
			20000	Nonane	298.15	0.9	73
			20000	Octane	298.15	0.4	73
			20000	2,2,4,6,6-Pentamethylheptane	298.15	0.6	73
			20000	Pentane	298.15	−2.6	62
			20000	Tetradecane	298.15	2.7	62
			20000	2,2,4,4-Tetramethylpentane	298.15	−1.4	74
			20000	2,3,3,4-Tetramethylpentane	298.15	−2.2	74
			20000	2,2,4-Trimethylpentane	298.15	−0.5	73
<i>Poly(butyl acrylate)</i>							
			2-Propanone	298.15	0.8	25	
<i>Poly(butyl methacrylate)</i>							
Glass	91300	210000		Cyclohexanone	304.15	7.7	99
Liquid	91300	210000		Cyclohexanone	304.15	8.2	99
				2-Propanone	298.15	19.5	25
<i>Polychloroprene</i>							
				Benzene	298.15	0.5	7
<i>Poly(2,6-dimethyl phenylene oxide)</i>							
	17000	46400		1,2-Dichlorobenzene	303.05	55	89
<i>Poly(dimethylsiloxane)</i>							
	13000			Benzene	298.15	11.2	50
			20000	Benzene	298.15	13.5	61
			100000	Benzene	298.15	14.2	40
			170000	Bromocyclohexane	303.15	10.2	51
			80000	2-Butanone	293.15	14.4	77
	30900			2-Butanone	303.15	14.2	44
			170000	2-Butanone	303.15	14.7	51
			80000	2-Butanone	308.15	14.3	77
			80000	2-Butanone	323.15	14.3	77
			80000	Butyl acetate	298.15	6.1	41
			80000	Butyl propanoate	298.15	4.9	41
			100000	Chlorobenzene	298.15	7.5	40
	13000			Cyclohexane	298.15	3.0	50
			20000	Cyclohexane	298.15	5.2	74
			100000	Cyclohexane	298.15	5.2	40
			20000	Cyclooctane	298.15	6.8	74
			20000	Cyclopentane	298.15	1.0	74
			20000	<i>cis</i> -Decahydronapthalene	298.15	7.1	74
			20000	<i>trans</i> -Decahydronapthalene	298.15	4.3	74
			20000	Decamethyltetrasiloxane	297.65	0.45	37
			20000	Decane	298.15	3.8	37
			20000	Decane	298.15	3.9	61
			80000	Decane	298.15	3.8	41
			80000	Decyl acetate	298.15	4.5	41
			80000	Dibutyl ether	298.15	0.6	41
			80000	Diethoxymethane	298.15	1.8	41
			80000	Diethyl ether	298.15	−1.3	41

Polymer	M_n / g/mol	M_w / g/mol	M_v / g/mol	Solvent	T/K	ΔH_B^∞ / J/g	Ref.
			20000	3,3-Diethylpentane	298.15	1.9	74
			80000	Diethyl ether	298.15	3.0	41
			80000	1,2-Dimethoxyethane	298.15	12.2	41
			80000	Dimethoxymethane	298.15	7.4	41
	13000			1,2-Dimethylbenzene	298.15	4.3	50
	13000			1,3-Dimethylbenzene	298.15	3.0	50
	13000			1,4-Dimethylbenzene	298.15	3.2	50
			20000	1,4-Dimethylbenzene	298.15	4.2	61
			80000	2,6-Dimethyl-4-heptanone	293.15	6.1	77
			20000	2,2-Dimethylpentane	298.15	0.8	74
			20000	2,3-Dimethylpentane	298.15	1.4	74
			20000	2,4-Dimethylpentane	298.15	1.6	74
			20000	3,3-Dimethylpentane	298.15	0.5	74
			80000	Dipentyl ether	298.15	2.1	41
			80000	Dipropyl ether	298.15	-1.2	41
			20000	Dodecamethylpentasiloxane	297.65	-0.3	37
			20000	Dodecane	297.65	4.5	37
			20000	Dodecane	298.15	4.4	73
			80000	Dodecane	298.15	4.5	41
			80000	Ethyl acetate	298.15	12.7	41
			170000	Ethyl acetate	303.15	13.7	51
	13000			Ethylbenzene	298.15	6.4	50
			20000	Ethylbenzene	298.15	6.2	61
			80000	Ethyl butanoate	298.15	6.0	41
			80000	Ethyl decanoate	298.15	3.8	41
			80000	Ethyl dodecanoate	298.15	3.8	41
			80000	Ethyl heptanoate	298.15	4.1	41
			80000	Ethyl hexanoate	298.15	4.3	41
			80000	Ethyl nonanoate	298.15	3.7	41
			80000	Ethyl octanoate	298.15	3.8	41
			20000	3-Ethylpentane	298.15	0.6	74
			80000	Ethyl propanoate	298.15	8.0	41
			20000	2,2,4,4,6,8,8-Heptamethylnonane	298.15	3.5	74
	13000			Heptane	298.15	1.8	50
			20000	Heptane	298.15	1.9	73
			20000	Heptane	297.65	2.0	37
			20000	Heptane	298.15	2.0	61
			80000	Heptane	298.15	2.0	41
			100000	Heptane	298.15	2.1	40
			170000	Heptane	303.15	1.9	51
			80000	3-Heptanone	308.15	8.8	77
			80000	3-Heptanone	323.15	8.8	77
			20000	Hexadecane	297.65	5.5	37
			20000	Hexadecane	298.15	5.5	73
			20000	Hexamethyldisiloxane	298.15	-1.2	37
			20000	Hexamethyldisiloxane	298.15	-1.6	61
			170000	Hexamethyldisiloxane	303.15	-1.5	51
			20000	Hexane	297.65	0.7	37
			20000	Hexane	298.15	0.7	61
			80000	Hexane	298.15	0.7	41
			170000	Hexane	303.15	0.3	51
			80000	Hexyl acetate	298.15	5.0	41
	13000			Isopropylbenzene	298.15	4.1	50
			80000	Methyl butanoate	298.15	8.6	41
	13000			Methylcyclohexane	298.15	2.9	50

Polymer	M_n / g/mol	M_w / g/mol	M_η / g/mol	Solvent	T/K	ΔH_B^∞ / J/g	Ref.			
			100000	Methylcyclohexane	298.15	1.9	40			
			80000	Methyl decanoate	298.15	4.8	41			
			20000	3-Methylhexane	298.15	1.3	74			
			80000	Methyl hexanoate	298.15	5.3	41			
			80000	Methyl octanoate	298.15	5.0	41			
			80000	4-Methyl-2-pentanone	293.15	9.9	77			
			80000	4-Methyl-2-pentanone	308.15	9.0	77			
			80000	Methyl propanoate	298.15	12.1	41			
			20000	Nonane	297.65	3.4	37			
			20000	Nonane	298.15	3.3	73			
			80000	Nonane	298.15	3.4	41			
			80000	Octamethylcyclotetrasiloxane	293.15	−0.4	78			
			20000	Octamethyltrisiloxane	297.65	−0.6	37			
			20000	Octamethyltrisiloxane	298.15	−0.8	61			
			170000	Octamethyltrisiloxane	303.15	−1.0	51			
			20000	Octane	297.65	2.6	37			
			20000	Octane	298.15	2.4	73			
			20000	Octane	298.15	2.6	61			
			80000	Octane	298.15	2.6	41			
			20000	2,2,4,6,6-Pentamethylheptane	298.15	2.7	73			
			20000	Pentane	298.15	−0.9	37			
			20000	Pentane	298.15	−0.9	61			
			80000	Pentane	298.15	−1.0	41			
			80000	Pentyl acetate	298.15	5.8	41			
			80000	Pentyl propanoate	298.15	3.8	41			
			80000	Propyl acetate	298.15	8.6	41			
			170000	Propyl acetate	303.15	9.9	51			
			80000	Propyl propanoate	298.15	5.6	41			
			100000	Tetrachloromethane	298.15	2.4	40			
			20000	Tetradecane	297.65	5.1	37			
			20000	Tetradecane	298.15	5.1	61			
			80000	Tetradecane	298.15	5.1	41			
			20000	2,2,4,4-Tetramethylpentane	298.15	2.1	73			
			20000	2,2,4,4-Tetramethylpentane	298.15	2.3	74			
			20000	2,3,3,4-Tetramethylpentane	298.15	1.9	74			
			13000			Toluene	298.15	5.5	50	
						Toluene	298.15	6.7	61	
						Tridecane	297.65	4.8	37	
						80000	Tridecane	298.15	4.8	41
						1,3,5-Trimethylbenzene	298.15	3.7	50	
			13000			2,2,4-Trimethylpentane	298.15	1.4	73	
						20000	Undecane	297.65	4.2	37
						80000	Undecane	298.15	4.3	41
<i>Polyethylene</i>										
Semicrystalline		65000		1-Chloronaphthalene	373.15	780	47			
Semicrystalline		65000		1-Chloronaphthalene	383.15	980	47			
Semicrystalline		65000		1-Chloronaphthalene	393.15	800	47			
Liquid		65000		1-Chloronaphthalene	403.15	49	47			
Semicrystalline		144000		1-Chloronaphthalene	383.15	920	47			
Semicrystalline		144000		1-Chloronaphthalene	393.15	990	47			
Semicrystalline		144000		1-Chloronaphthalene	403.15	690	47			
Liquid		144000		1-Chloronaphthalene	413.15	67	47			
Liquid		144000		1-Chloronaphthalene	423.15	85	47			
Semicrystalline		670000		1-Chloronaphthalene	363.15	380	47			
Semicrystalline		670000		1-Chloronaphthalene	373.15	430	47			

Polymer	M_n / g/mol	M_w / g/mol	M_v / g/mol	Solvent	T/K	ΔH_B^∞ / J/g	Ref.
Semicrystalline		670000		1-Chloronaphthalene	383.15	165	47
Liquid		670000		1-Chloronaphthalene	393.15	39	47
Liquid		670000		1-Chloronaphthalene	403.15	36	47
Semicrystalline		900000		1-Chloronaphthalene	391.80	245	105
Semicrystalline		900000		Cyclohexane	379.50	205	105
Semicrystalline		900000		Cyclopentane	380.00	190	105
Alkathene				Decahydronaphthalene	349.85	142	56
Rigidex-3				Decahydronaphthalene	366.65	180	56
Rigidex-50				Decahydronaphthalene	374.05	233	56
Semicrystalline		900000		Decahydronaphthalene	384.00	260	105
Semicrystalline				1,2-Dichloroethane	333.15	30	27
Semicrystalline				1,2-Dichloroethane	338.15	38	27
Semicrystalline				1,2-Dichloroethane	343.15	54	27
Semicrystalline				1,2-Dichloroethane	348.15	65	27
Semicrystalline			10000	1,4-Dimethylbenzene	354.15	139	5
Semicrystalline			11800	1,4-Dimethylbenzene	352.15	139	5
Semicrystalline			15600	1,4-Dimethylbenzene	353.65	154	5
Semicrystalline			15600	1,4-Dimethylbenzene	363.65	113	5
Semicrystalline			15600	1,4-Dimethylbenzene	368.65	104	5
Semicrystalline		900000		2,4-Dimethylpentane	393.00	230	105
Semicrystalline		900000		2,2,4,4,6,8,8-Heptamethylnonane	399.50	170	105
Semicrystalline		900000		Hexadecane	399.50	262	105
Semicrystalline		900000		2-Methylbutane	394.20	165	105
Semicrystalline		65000		1,2,3,4-Tetrahydronaphthalene	373.15	940	47
Semicrystalline		65000		1,2,3,4-Tetrahydronaphthalene	383.15	990	47
Semicrystalline		65000		1,2,3,4-Tetrahydronaphthalene	393.15	790	47
Liquid		65000		1,2,3,4-Tetrahydronaphthalene	403.15	58	47
Semicrystalline		84000		1,2,3,4-Tetrahydronaphthalene	373.15	835	47
Semicrystalline		130000		1,2,3,4-Tetrahydronaphthalene	353.15	630	47
Semicrystalline		130000		1,2,3,4-Tetrahydronaphthalene	373.15	520	47
Liquid		130000		1,2,3,4-Tetrahydronaphthalene	393.15	69	47
Semicrystalline		144000		1,2,3,4-Tetrahydronaphthalene	373.15	610	47
Semicrystalline		144000		1,2,3,4-Tetrahydronaphthalene	383.15	1200	47
Semicrystalline		144000		1,2,3,4-Tetrahydronaphthalene	393.15	1130	47
Semicrystalline		144000		1,2,3,4-Tetrahydronaphthalene	403.15	800	47
Liquid		144000		1,2,3,4-Tetrahydronaphthalene	413.15	136	47
Liquid		144000		1,2,3,4-Tetrahydronaphthalene	423.15	88	47
Semicrystalline		310000		1,2,3,4-Tetrahydronaphthalene	343.15	485	47
Semicrystalline		670000		1,2,3,4-Tetrahydronaphthalene	353.15	560	47
Semicrystalline		670000		1,2,3,4-Tetrahydronaphthalene	363.15	560	47
Semicrystalline		670000		1,2,3,4-Tetrahydronaphthalene	373.15	460	47
Semicrystalline		670000		1,2,3,4-Tetrahydronaphthalene	383.15	155	47
Liquid		670000		1,2,3,4-Tetrahydronaphthalene	393.15	67	47
Liquid		670000		1,2,3,4-Tetrahydronaphthalene	403.15	39	47
Semicrystalline			16000	Toluene	353.15	110	22
Semicrystalline			22000	Toluene	358.35	118	22
Semicrystalline			22000	Toluene	367.35	106	22
Semicrystalline		900000		1,2,4-Trichlorobenzene	386.50	255	105
<i>Poly(ethylene glycol)</i>							
	180			Benzene	303.15	110	71
	385			Benzene	303.15	60	71
	560			Benzene	303.15	40	71
	1050			Benzene	303.15	90	71
	1610			Benzene	303.15	140	71
	1940			Benzene	303.15	215	71

Polymer	M_n / g/mol	M_w / g/mol	M_η / g/mol	Solvent	T /K	ΔH_B^∞ / J/g	Ref.
	3200			Benzene	303.15	195	71
	4330			Benzene	303.15	195	71
	5850			Benzene	303.15	190	71
	9950			Benzene	303.15	195	71
			43400	Benzene	303.15	190	71
	400	420		Trichloromethane	303.15	-79	95
	590	615		Trichloromethane	303.15	-88	95
	180			Water	303.15	-136	71
	200			Water	321.35	-125	83
	355			Water	303.15	-159	71
	400			Water	321.35	-150	83
	560			Water	303.15	-150	71
	990			Water	321.35	-101	83
	1050			Water	303.15	-106	71
	1460			Water	321.35	-137	83
	1610			Water	303.15	-6	71
	1940			Water	303.15	57	71
	3200			Water	303.15	58	71
	4330			Water	303.15	28	71
	5850			Water	303.15	39	71
	9950			Water	303.15	30	71
			14000	Water	303.15	7	55
			14000	Water	313.15	27	55
			20300	Water	303.15	45	71
			34500	Water	303.15	34	71
			43300	Water	303.15	+40	71
<i>Poly(ethylene glycol) dimethyl ether</i>							
	250			Tetrachloromethane	303.15	-12	95
	250			Tetrachloromethane	318.15	-7.6	95
	400			Tetrachloromethane	303.15	-12	95
	520	550		Tetrachloromethane	303.15	-12	95
	520	550		Tetrachloromethane	303.15	-7.6	95
	250			Trichloromethane	303.15	-184	95
	520	550		Trichloromethane	303.15	-135	95
<i>Poly(ethylene glycol) monododecyl ether</i>							
	230			Dodecane	302.15	42	68
	274			Dodecane	302.15	23	68
	318			Dodecane	302.15	34	68
	362			Dodecane	302.15	37	68
	406			Dodecane	302.15	42	68
<i>Poly(ethylene glycol) monomethyl ether</i>							
	353	377		Trichloromethane	303.15	-125	95
	550	580		Trichloromethane	303.15	-117	95
<i>Poly(ethylene oxide)</i>							
Semicrystalline	6000			Dichloromethane	303.15	+84	58
Liquid	6000			Dichloromethane	303.15	-160	58
Semicrystalline	6000			Trichloromethane	303.15	+52	58
Liquid	6000			Trichloromethane	303.15	-186	58
Quenched	1520	1720		Water	293.15	-403	64
Annealed	1520	1720		Water	293.15	-392	64
Quenched	1520	1720		Water	298.15	-180	64
Annealed	1520	1720		Water	298.15	-150	64
Quenched	1520	1720		Water	303.15	+68	64

Polymer	M_n / g/mol	M_w / g/mol	M_v / g/mol	Solvent	T/K	ΔH_B^∞ / J/g	Ref.
Annealed	1520	1720		Water	303.15	+109	64
Liquid	6000			Water	303.15	-50	58
Quenched	6840	7525		Water	293.15	-28	64
Annealed	6840	7525		Water	293.15	+209	64
Quenched	6840	7525		Water	298.15	+241	64
Annealed	6840	7525		Water	298.15	+540	64
Quenched	16600	19600		Water	293.15	-160	64
Annealed	16600	19600		Water	293.15	-143	64
Quenched	16600	19600		Water	298.15	+59	64
Annealed	16600	19600		Water	298.15	+155	64
Quenched	16600	19600		Water	303.15	+353	64
Annealed	16600	19600		Water	303.15	+490	64
Semicrystalline		20000		Water	298.15	+10	84
Polyindene							
	765	1023		Anisole	299.15	2.1	102
	765	1023		Benzene	299.15	-0.04	102
	765	1023		Benzonitrile	299.15	-4.4	102
	765	1023		Bromobenzene	299.15	-3.9	102
	765	1023		2-Butanone	299.15	1.9	102
	765	1023		Chlorobenzene	299.15	-3.9	102
	765	1023		1-Chlorobutane	299.15	-4.0	102
	765	1023		1-Chloroheptane	299.15	1.5	102
	765	1023		Cyclohexane	299.15	15	102
	765	1023		<i>N,N</i> -dimethylaniline	299.15	-8.2	102
	765	1023		Ethyl acetate	299.15	4.2	102
	765	1023		Ethylbenzene	299.15	-1.4	102
	765	1023		Ethyl benzoate	299.15	-0.7	102
	765	1023		Nitrobenzene	299.15	4.6	102
	765	1023		1-Nitropropane	299.15	8.4	102
	765	1023		Pyridine	299.15	-6.7	102
	765	1023		1,1,2,2-Tetrachloroethane	299.15	-19	102
	765	1023		Tetrachloromethane	299.15	-2.5	102
	765	1023		1,1,1-Trichloroethane	299.15	-1.8	102
	765	1023		Trichloromethane	299.15	-20	102
Polyisobutylene							
	360		700	Benzene	298.15	30	67
	1000		2000	Benzene	298.15	25	67
	1300		2500	Benzene	298.15	23	67
			30000	Benzene	297.65	19	38
			30000	Benzene	298.15	19	40
	44700			Benzene	303.15	16	44
			48000	Benzene	303.4	19	72
			50000	Benzene	303.15	16	45
			72000	Benzene	300.15	19	53
			72000	Benzene	323.15	18	53
			72000	Benzene	343.15	16	53
			72000	Benzene	375.15	13	53
			72000	Benzene	394.15	9.2	53
			72000	Benzene	423.15	3.5	53
			72000	Benzene	437.15	-0.5	53
			72000	Benzene	453.15	-4.7	53
			90000	Benzene	298.15	6.7	32
			160000	Benzene	303.15	16	51
			560000	Benzene	298.15	18	34

Polymer	M_n / g/mol	M_w / g/mol	M_η / g/mol	Solvent	T /K	ΔH_B^∞ / J/g	Ref.	
				Benzene	298.15	6.8	7	
				Benzene	298.15	6.8	10	
			30000	Chlorobenzene	297.65	12	38	
			30000	Chlorobenzene	298.15	13	40	
			50000	Chlorobenzene	303.15	12	45	
			160000	Chlorobenzene	303.15	12	51	
			560000	Chlorobenzene	298.15	12	34	
	360		700	Cyclohexane	298.15	3.8	67	
	1000		2000	Cyclohexane	298.15	1.2	67	
	1300		2500	Cyclohexane	298.15	1.1	67	
			4500	Cyclohexane	298.15	−0.6	74	
			30000	Cyclohexane	297.65	−0.7	38	
			30000	Cyclohexane	298.15	−0.6	40	
			50000	Cyclohexane	303.15	−0.7	45	
			160000	Cyclohexane	303.15	−0.6	51	
			1990000	Cyclohexane	298.15	−0.7	39	
			4500	Cyclooctane	298.15	+0.3	74	
			4500	Cyclopentane	298.15	−5.9	74	
			4500	<i>cis</i> -Decahydronaphthalene	298.15	0.2	74	
			4500	<i>trans</i> -Decahydronaphthalene	298.15	−0.8	74	
			30000	Decane	297.65	−0.5	38	
			50000	Decane	303.15	−0.5	45	
			30000	Dibutyl ether	297.65	1.2	37	
			30000	Diethyl ether	297.65	2.8	37	
			30000	Diethyl ether	297.65	2.8	38	
			4500	3,3-Diethylpentane	298.15	−1.4	74	
			30000	Dihexyl ether	297.65	0.9	37	
			4500	2,2-Dimethylpentane	298.15	−1.1	74	
			4500	2,3-Dimethylpentane	298.15	−1.9	74	
			4500	2,4-Dimethylpentane	298.15	−1.1	74	
			4500	3,3-Dimethylpentane	298.15	−1.7	74	
			30000	Dipentyl ether	297.65	1.0	37	
			30000	Dipropyl ether	297.65	1.8	37	
			360	700	Dodecane	298.15	1.9	67
			1000	2000	Dodecane	298.15	0.7	67
			1300	2500	Dodecane	298.15	0.5	67
				4500	Dodecane	298.15	0.2	73
				30000	Dodecane	297.65	−0.1	38
				30000	Dodecane	298.15	−0.1	40
				48000	Ethylbenzene	291.15	9.5	72
				48000	Ethylbenzene	343.15	3.6	72
				30000	Ethyl decanoate	297.65	3.0	37
				30000	Ethyl heptanoate	297.65	5.6	37
				30000	Ethyl hexadecanoate	297.65	1.3	37
				30000	Ethyl hexanoate	297.65	6.7	37
				30000	Ethyl nonanoate	297.65	3.7	37
				30000	Ethyl octanoate	297.65	4.6	37
				4500	3-Ethylpentane	298.15	−2.0	74
				30000	Ethyl tetradecanoate	297.65	1.8	37
				4500	2,2,4,4,6,8,8-Heptamethylnonane	298.15	−0.5	74
			360	700	Heptane	298.15	−0.5	67
			1000	2000	Heptane	298.15	−1.0	67
			1300	2500	Heptane	298.15	−1.4	67
				4500	Heptane	298.15	−1.7	73
				30000	Heptane	297.65	−1.8	38

Polymer	M_n / g/mol	M_w / g/mol	M_v / g/mol	Solvent	T/K	ΔH_B^∞ / J/g	Ref.
			30000	Heptane	298.15	-2.0	40
			50000	Heptane	303.15	-1.8	45
			160000	Heptane	303.15	-1.6	51
				Heptane	298.15	-1.4	7
				Heptane	298.15	-1.4	10
	360		700	Hexadecane	298.15	4.5	67
	1000		2000	Hexadecane	298.15	2.1	67
	1300		2500	Hexadecane	298.15	1.0	67
			4500	Hexadecane	298.15	0.9	73
			30000	Hexadecane	297.65	0.04	38
			30000	Hexane	297.65	-2.5	38
			30000	Hexane	298.15	-2.6	40
			50000	Hexane	303.15	-2.5	45
			72000	Hexane	303.15	-1.8	53
			72000	Hexane	324.15	-2.3	53
			72000	Hexane	348.15	-2.9	53
			72000	Hexane	373.15	-3.7	53
			72000	Hexane	393.15	-5.3	53
			72000	Hexane	408.15	-6.7	53
			72000	Hexane	423.15	-9.0	53
			72000	Hexane	433.15	-9.9	53
			160000	Hexane	303.15	-2.5	51
			30000	2-Methylbutane	297.65	-3.1	38
			30000	Methylcyclohexane	297.65	-1.2	38
			50000	Methylcyclohexane	303.15	-1.2	45
			160000	Methylcyclohexane	303.15	-1.2	51
			4500	3-Methylhexane	298.15	-1.0	74
			30000	3-Methylpentane	297.65	-2.8	38
			30000	Nonane	297.65	-0.8	38
			4500	Nonane	298.15	-0.8	73
			4500	Octane	298.15	-1.1	73
			30000	Octane	297.65	-1.2	38
			72000	Octane	303.15	-0.3	53
			72000	Octane	324.15	-0.8	53
			72000	Octane	348.15	-0.9	53
			72000	Octane	373.15	-1.1	53
			72000	Octane	393.15	-1.3	53
			72000	Octane	423.15	-3.6	53
			4500	2,2,4,6,6-Pentamethylheptane	298.15	-0.1	73
	360		700	Pentane	298.15	-1.9	67
	1000		2000	Pentane	298.15	-2.9	67
	1300		2500	Pentane	298.15	-3.2	67
			30000	Pentane	297.65	-3.6	38
			72000	Pentane	303.15	-2.8	53
			72000	Pentane	333.15	-3.4	53
			72000	Pentane	352.15	-4.5	53
			72000	Pentane	365.15	-5.5	53
	360		700	Tetrachloromethane	298.15	5.9	67
	1000		2000	Tetrachloromethane	298.15	5.8	67
	1300		2500	Tetrachloromethane	298.15	5.0	67
			1990000	Tetrachloromethane	298.15	4.1	39
			30000	Tetradecane	297.65	0.0	38
			4500	2,2,4,4-Tetramethylpentane	298.15	-0.6	74
			4500	2,3,3,4-Tetramethylpentane	298.15	-2.3	74
			50000	Toluene	303.15	7.4	45

Polymer	M_n / g/mol	M_w / g/mol	M_η / g/mol	Solvent	T/K	ΔH_B^∞ / J/g	Ref.
			160000	Toluene	303.15	7.4	51
			1990000	Toluene	298.15	8.8	39
				Toluene	298.15	1.8	7
				Toluene	298.15	1.8	10
			30000	Tridecane	297.65	-0.04	38
			4500	2,2,4-Trimethylpentane	298.15	-0.4	73
			30000	2,2,4-Trimethylpentane	297.65	-0.6	38
			1990000	2,2,4-Trimethylpentane	298.15	0.0	39
				2,2,4-Trimethylpentane	298.15	0.0	7
				2,2,4-Trimethylpentane	298.15	0.0	10
			30000	Undecane	297.65	-0.4	38
<i>Poly(isobutyl methacrylate)</i>							
Glass		260000		Cyclohexanone	303.15	-5.2	98
Liquid		260000		Cyclohexanone	303.15	13	98
<i>Poly(methyl acrylate)</i>							
				2-Propanone	298.15	0.0	25
<i>Poly(methyl methacrylate)</i>							
Glass	73900	170000		Cyclohexanone	304.15	-14	98
Liquid	73900	170000		Cyclohexanone	304.15	17	98
	1930			1,2-Dichloroethane	298.15	-20	32
	240000			1,2-Dichloroethane	298.15	-27	32
			53000	Ethylbenzene	298.15	-31	28
			180000	Ethylbenzene	298.15	-29	28
	28900	35900		4-Methyl-2-pentanone	303.15	-21	76
	93940	101000		4-Methyl-2-pentanone	303.15	-24	76
	137000	215000		4-Methyl-2-pentanone	303.15	-28	76
				2-Propanone	298.15	-30	25
	93940	101000		Toluene	303.15	-22	76
	689000	782000		Toluene	303.15	-24	76
			12000	Trichloromethane	298.15	-65	52
			54000	Trichloromethane	298.15	-80	52
			80000	Trichloromethane	298.15	-81	52
			100000	Trichloromethane	298.15	-84	52
			320000	Trichloromethane	298.15	-83	52
	93940	101000		Trichloromethane	303.15	-71	76
	689000	782000		Trichloromethane	303.15	-72	76
		2320000		Trichloromethane	303.15	-73	76
<i>Poly(4-methyl-1-pentene)</i>							
Semicrystalline			350000	Cyclohexane	303.15	30	79
<i>Poly(α-methylstyrene)</i>							
	1030	1180		Toluene	298.15	-7.1	43
		1430		Toluene	298.15	-30	43
	1820	2230		Toluene	298.15	-34	43
	1920			Toluene	298.15	-37	43
	2700	3300		Toluene	298.15	-39	43
	3280			Toluene	298.15	-46	43
	5260			Toluene	298.15	-46	43
	8600			Toluene	298.15	-45	43
	12200			Toluene	298.15	-46	43
		10500		Toluene	310.15	-8.4	92
		53000		Toluene	310.15	-13	92
		55000		Toluene	333.15	-16	96
		87000		Toluene	298.15	-17	90
		87000		Toluene	310.15	-16	92

Polymer	M_n / g/mol	M_w / g/mol	M_v / g/mol	Solvent	T/K	ΔH_B^∞ / J/g	Ref.
<i>Poly(2-methyl-5-vinyltetrazole)</i>		87000		Toluene	333.15	-11	90
				Acetic acid	298.15	47	100
				Acetonitrile	298.15	14	100
				1,2-Dichloroethane	298.15	17	100
				<i>N,N</i> -Diethylacetamide	298.15	17	100
				<i>N,N</i> -Dimethylformamide	298.15	33	100
				Dimethylsulfoxide	298.15	10	100
				Formamide	298.15	12	100
				Formic acid	298.15	110	100
				Nitromethane	298.15	10	100
				Pyridine	298.15	16	100
<i>Poly(octamethylene oxide)</i>	7000			Benzene	298.15	20	64
	7000			Benzene	303.15	22	64
	7000			Benzene	308.15	25	64
<i>Polypentenamer</i>			50000	Cyclohexane	298.15	4.6	74
			50000	Cyclooctane	298.15	5.1	74
			50000	Cyclopentane	298.15	-2.3	74
			50000	<i>cis</i> -Decahydronaphthalene	298.15	2.6	74
			50000	<i>trans</i> -Decahydronaphthalene	298.15	<0.1	74
			50000	3,3-Diethylpentane	298.15	2.4	74
			50000	2,2-Dimethylpentane	298.15	3.3	74
			50000	2,3-Dimethylpentane	298.15	2.2	74
			50000	2,4-Dimethylpentane	298.15	3.3	74
			50000	3,3-Dimethylpentane	298.15	2.7	74
			50000	Dodecane	298.15	2.9	74
			50000	3-Ethylpentane	298.15	2.1	74
			50000	2,2,4,4,6,8,8-Heptamethylnonane	298.15	3.2	74
			50000	Hexadecane	298.15	2.6	74
			50000	3-Methylhexane	298.15	2.4	74
			50000	Octane	298.15	2.2	74
			50000	2,2,4,6,6-Pentamethylheptane	298.15	3.8	74
			50000	2,2,4,4-Tetramethylpentane	298.15	4.5	74
			50000	2,3,3,4-Tetramethylpentane	298.15	2.4	74
			50000	2,2,4-Trimethylpentane	298.15	4.3	74
<i>Poly(m-phenyleneisophthalamide)</i>	Glass			<i>N,N</i> -Dimethylacetamide	298.15	-171	60
	Semicrystalline			<i>N,N</i> -Dimethylacetamide	298.15	-128	60
	Glass			<i>N,N</i> -Dimethylformamide	298.15	-149	60
	Semicrystalline			<i>N,N</i> -Dimethylformamide	298.15	-125	60
	Glass			1-Methyl-2-pyrrolidone	298.15	-177	60
	Semicrystalline			1-Methyl-2-pyrrolidone	298.15	-118	60
<i>Polypropylene (atactic)</i>			18000	Benzene	298.15	31	80
			6000	Cyclohexane	298.15	2.3	74
			18000	Cyclohexane	298.15	3.9	80
			6000	Cyclooctane	298.15	3.0	74
			6000	Cyclopentane	298.15	-2.3	74
			6000	<i>cis</i> -Decahydronaphthalene	298.15	0.5	74
			6000	<i>trans</i> -Decahydronaphthalene	298.15	-2.4	74

Polymer	M_n / g/mol	M_w / g/mol	M_η / g/mol	Solvent	T/K	ΔH_B^∞ / J/g	Ref.
Polystyrene			18000	Decane	298.15	3.1	80
			6000	3,3-Diethylpentane	298.15	−3.9	74
			18000	1,2-Dimethylbenzene	298.15	13	80
			18000	1,3-Dimethylbenzene	298.15	12	80
			18000	1,4-Dimethylbenzene	298.15	10	80
			6000	2,2-Dimethylpentane	298.15	−2.2	74
			6000	2,3-Dimethylpentane	298.15	−2.5	74
			6000	2,4-Dimethylpentane	298.15	−1.8	74
			6000	3,3-Dimethylpentane	298.15	−3.0	74
			6000	Dodecane	298.15	1.7	73
			18000	Ethylbenzene	298.15	14	80
			6000	3-Ethylpentane	298.15	−2.5	74
			6000	2,2,4,4,6,8,8-Heptamethylnonane	298.15	−0.7	73
			6000	Heptane	298.15	−1.6	73
			18000	Heptane	298.15	0.5	80
			6000	Hexadecane	298.15	2.3	73
			18000	Hexane	298.15	−1.4	80
			6000	3-Methylhexane	298.15	−1.8	74
			6000	Nonane	298.15	0.8	73
			18000	Nonane	298.15	2.4	80
			6000	Octane	298.15	−1.2	73
			18000	Octane	298.15	1.0	80
			6000	2,2,4,6,6-Pentamethylheptane	298.15	−0.2	73
			18000	Pentane	298.15	−4.7	80
			18000	Tetrachloromethane	298.15	6.6	80
			6000	2,2,4,4-Tetramethylpentane	298.15	−0.8	74
			6000	2,3,3,4-Tetramethylpentane	298.15	−3.1	74
			18000	Toluene	298.15	17	80
			18000	Trichloromethane	298.15	17	80
			6000	2,2,4-Trimethylpentane	298.15	−1.0	73
<i>Polypropylene (isotactic)</i>				1-Chloronaphthalene	383.15	26	47
			1-Chloronaphthalene	393.15	170	47	
			1-Chloronaphthalene	403.15	245	47	
			1-Chloronaphthalene	423.15	275	47	
			1,2,3,4-Tetrahydronaphthalene	373.15	140	47	
			1,2,3,4-Tetrahydronaphthalene	383.15	215	47	
			1,2,3,4-Tetrahydronaphthalene	393.15	330	47	
			1,2,3,4-Tetrahydronaphthalene	403.15	330	47	
			1,2,3,4-Tetrahydronaphthalene	413.15	335	47	
			1,2,3,4-Tetrahydronaphthalene	423.15	290	47	
<i>Poly(propylene glycol)</i>				Benzene	321.35	200	103
	150		Benzene	321.35	80	103	
	425		Benzene	321.35	45	103	
	2025		Ethanol	321.35	40	103	
	150		Ethanol	321.35	60	103	
	425		Ethanol	321.35	65	103	
	2025		Tetrachloromethane	303.15	4.7	95	
	396	412	Tetrachloromethane	318.15	5.2	95	
	396	412	Tetrachloromethane	303.15	−8.2	95	
	1900		Tetrachloromethane	318.15	11	95	
	1900		Trichloromethane	303.15	−81	95	
	1900		Water	298.15	−165	97	
		400					

Polymer	M_n / g/mol	M_w / g/mol	M_η / g/mol	Solvent	T/K	ΔH_B^∞ / J/g	Ref.
<i>Polystyrene</i>	150			Water	321.35	-90	103
	425			Water	321.35	-95	103
		600		Benzene	298.15	-1.3	54
		600		Benzene	313.15	-2.5	54
		900		Benzene	291.15	-10	54
		900		Benzene	318.15	-5.8	54
		2000		Benzene	291.15	-16	54
		2000		Benzene	318.15	-6.8	54
		5000		Benzene	291.15	-23	54
		5000		Benzene	318.15	-12	54
		10300		Benzene	291.15	-26	54
		10300		Benzene	318.15	-18	54
			18000	Benzene	298.15	-4.1	19
	20000			Benzene	296.15	-15	9
			29000	Benzene	298.15	-5.0	19
			30000	Benzene	298.15	-7.5	19
			59000	Benzene	298.15	-13	19
			91000	Benzene	298.15	-15	19
		97200		Benzene	318.15	-21	54
			142000	Benzene	298.15	-17	19
			190000	Benzene	303.15	-18	51
	214000			Benzene	300.15	-16	85
			216000	Benzene	298.15	-18	19
			272000	Benzene	298.15	-21	19
			300000	Benzene	298.15	-21	12
				Benzene	298.15	-27	25
				Benzene	298.15	-10	7
	20000			Butyl acetate	296.15	-13	9
	20000			2-Butanone	296.15	-15	9
			142000	2-Butanone	296.15	-17	30
			190000	Butylbenzene	303.15	-14	51
	150000			Chlorobenzene	293.15	-32	49
			266000	Chlorobenzene	298.15	5.4	34
				Chlorobenzene	293.15	-39	21
	1260			Cyclohexane	298.15	10	16
	1910			Cyclohexane	298.15	5.4	16
	3160			Cyclohexane	298.15	-5.4	16
	3980			Cyclohexane	298.15	-6.9	16
	5630			Cyclohexane	298.15	-9.3	16
	9070			Cyclohexane	298.15	-11	16
	20000			Cyclohexane	296.15	2.5	9
			190000	Cyclohexane	303.15	-2.1	51
				Cyclohexane	293.15	-14	21
	22400			Cyclohexanone	298.15	-29	25
	20000			Cyclohexene	296.15	-9.4	9
			190000	Decahydronaphthalene	303.15	3.8	51
	110000	115000		1,2-Dichlorobenzene	303.05	26	89
	20000			1,2-Dimethylbenzene	296.15	-13	9
	20000			1,3-Dimethylbenzene	296.15	-12	9
			190000	1,3-Dimethylbenzene	303.15	-15	51
			190000	1,4-Dioxane	303.15	-12	51
	20000			Ethyl acetate	296.15	-11	9
			142000	Ethyl acetate	296.15	-13	30
			785	Ethylbenzene	298.15	0.0	14

Polymer	M_n / g/mol	M_w / g/mol	M_η / g/mol	Solvent	T/K	ΔH_B^∞ / J/g	Ref.
			18000	Ethylbenzene	298.15	-3.8	14
			18000	Ethylbenzene	298.15	-3.9	19
			30000	Ethylbenzene	298.15	-5.7	19
			35000	Ethylbenzene	298.15	-6.5	19
			45000	Ethylbenzene	298.15	-8.4	19
			91000	Ethylbenzene	298.15	-11	19
			142000	Ethylbenzene	298.15	-13	19
			216000	Ethylbenzene	298.15	-17	19
	60000			Ethylbenzene	303.15	-22	57
	113000	122000		Ethylbenzene	306.65	-24	63
	113000	122000		Ethylbenzene	317.15	-19	63
	113000	122000		Ethylbenzene	337.15	-11	63
	113000	122000		Ethylbenzene	347.15	-6.4	63
	113000	122000		Ethylbenzene	350.65	-4.9	63
	113000	122000		Ethylbenzene	366.65	-2.3	63
	113000	122000		Ethylbenzene	367.15	-2.1	63
	113000	122000		Ethylbenzene	368.65	-2.6	63
	113000	122000		Ethylbenzene	372.15	-4.2	63
	113000	122000		Ethylbenzene	378.15	-4.6	63
	113000	122000		Ethylbenzene	385.15	-5.7	63
	150000			Ethylbenzene	293.15	-34	49
			190000	Ethylbenzene	303.15	-15	51
			272000	Ethylbenzene	298.15	-18	14
			272000	Ethylbenzene	298.15	-18	19
			413000	Ethylbenzene	298.15	-24	39
				Ethylbenzene	293.15	-34	21
				Ethylbenzene	298.15	-17	11
				Ethylbenzene	298.15	-30	28
	1260			2-Propanone	298.15	-0.6	16
	1910			2-Propanone	298.15	-7.7	16
	3160			2-Propanone	298.15	-16	16
	3980			2-Propanone	298.15	-17	16
	5630			2-Propanone	298.15	-19	16
	9070			2-Propanone	298.15	-21	16
	20000			2-Propanone	296.15	-11	9
			190000	Propylbenzene	303.15	-14	51
	20000			Styrene	296.15	-18	9
				Styrene	296.15	-35	6
			413000	Tetrachloromethane	298.15	-22	39
	600			Toluene	296.15	-2.1	16
	600			Toluene	309.15	-1.8	16
	600			Toluene	318.15	-1.5	16
	1260			Toluene	296.15	-11	16
	1260			Toluene	303.15	-8.0	16
	1260			Toluene	309.15	-5.9	16
	1260			Toluene	318.15	-3.4	16
	1260			Toluene	328.15	-2.3	16
	1260			Toluene	338.15	-1.9	16
	1260			Toluene	346.65	-1.3	16
	1910			Toluene	298.15	-16	16
	1910			Toluene	318.15	-6.7	16
	1910			Toluene	338.15	-3.4	16
	1910			Toluene	348.15	-2.5	16
	3160			Toluene	298.15	-23	16
	3980			Toluene	298.15	-24	16

Polymer	M_n / g/mol	M_w / g/mol	M_η / g/mol	Solvent	T/K	ΔH_B^∞ / J/g	Ref.
	3980			Toluene	318.15	-17	16
	3980			Toluene	338.15	-10	16
	5630			Toluene	298.15	-26	16
	9070			Toluene	298.15	-28	16
	270000			Toluene	298.15	-33	16
		600		Toluene	298.15	-1.4	54
		600		Toluene	313.15	-3.2	54
		900		Toluene	291.15	-7.3	54
		900		Toluene	318.15	-6.6	54
		2000		Toluene	291.15	-11	54
		2000		Toluene	318.15	-7.2	54
		5000		Toluene	291.15	-21	54
		5000		Toluene	318.15	-11	54
		10300		Toluene	291.15	-24	54
		10300		Toluene	318.15	-15	54
		97200		Toluene	318.15	-17	54
		9000		Toluene	310.15	-9.2	92
	20000			Toluene	296.15	-17	9
	20400			Toluene	298.15	-8.2	90
	20400			Toluene	310.15	-8.4	92
	20400			Toluene	333.15	-6.4	90
	47000			Toluene	310.15	-5.0	92
	50000			Toluene	333.15	-6.8	96
	60000			Toluene	303.15	-21	57
	113000	122000		Toluene	304.15	-29	63
	113000	122000		Toluene	306.15	-27	63
	113000	122000		Toluene	306.65	-26	63
	113000	122000		Toluene	316.15	-23	63
	113000	122000		Toluene	333.15	-15	63
	113000	122000		Toluene	337.15	-12	63
	113000	122000		Toluene	346.15	-8.3	63
	113000	122000		Toluene	347.15	-7.8	63
	113000	122000		Toluene	348.15	-8.2	63
	113000	122000		Toluene	350.65	-6.5	63
	113000	122000		Toluene	359.15	-4.3	63
	113000	122000		Toluene	362.15	-2.7	63
	113000	122000		Toluene	369.15	-3.3	63
	113000	122000		Toluene	372.15	-2.8	63
	115000			Toluene	310.15	-5.0	92
	150000			Toluene	293.15	-34	49
			190000	Toluene	303.15	-18	51
	214000			Toluene	300.15	-19	85
			250000	Toluene	303.15	-18	51
				Toluene	293.15	-34	21
				Toluene	298.65	-39	27
				Toluene	308.15	-34	27
				Toluene	318.15	-30	27
				Toluene	333.15	-23	27
				Toluene	343.15	-13	27
				Toluene	353.15	-13	27
		600		Trichloromethane	298.15	-13	54
		600		Trichloromethane	313.15	-9.9	54
		900		Trichloromethane	291.15	-22	54
		900		Trichloromethane	313.15	-15	54
		2000		Trichloromethane	291.15	-28	54

Polymer	M_n / g/mol	M_w / g/mol	M_v / g/mol	Solvent	T /K	ΔH_B^∞ / J/g	Ref.
		2000	190000	Trichloromethane	313.15	−16	54
		5000		Trichloromethane	291.15	−30	54
		5000		Trichloromethane	313.15	−18	54
		10300		Trichloromethane	291.15	−33	54
		10300		Trichloromethane	313.15	−23	54
	22400	97200		Trichloromethane	298.15	−17	25
	Trichloromethane			313.15	−25	54	
	20000	1,3,5-Trimethylbenzene		296.15	−11	9	
				1,3,5-Trimethylbenzene	303.15	−13	51
<i>Poly(tetramethylene oxide)</i>							
	650		Benzene	313.15	4.0	86	
	1000		Benzene	313.15	2.0	86	
	2000		Benzene	313.15	1.1	86	
	650		1,2-Dichloroethane	313.35	3.1	88	
	2000		1,2-Dichloroethane	313.35	0.3	88	
	650		1,2-Dimethylbenzene	313.15	5.9	87	
	1000		1,2-Dimethylbenzene	313.15	1.8	87	
	2000		1,2-Dimethylbenzene	313.15	0.9	87	
	650		1,3-Dimethylbenzene	313.15	6.4	87	
	1000		1,3-Dimethylbenzene	313.15	0.6	87	
	2000		1,3-Dimethylbenzene	313.15	0.8	87	
	650		1,4-Dimethylbenzene	313.15	4.3	87	
	1000		1,4-Dimethylbenzene	313.15	1.8	87	
	2000		1,4-Dimethylbenzene	313.15	0.7	87	
	650		1,4-Dioxane	321.35	4.0	81	
	1000		1,4-Dioxane	321.35	2.3	81	
	2000		1,4-Dioxane	321.35	1.0	81	
	650		Ethylbenzene	313.15	6.9	86	
	1000		Ethylbenzene	313.15	3.4	86	
	2000		Ethylbenzene	313.15	−0.05	86	
	650		Propylbenzene	313.15	5.8	86	
	1000		Propylbenzene	313.15	1.3	86	
	2000		Propylbenzene	313.15	0.9	86	
	650		Tetrachloromethane	313.15	3.3	88	
	1000		Tetrachloromethane	313.15	1.4	88	
	2000		Tetrachloromethane	321.35	0.7	82	
	650		Toluene	313.15	4.3	86	
	1000		Toluene	313.15	2.0	86	
	2000		Toluene	313.15	0.9	86	
	650		1,3,5-Trimethylbenzene	313.15	6.1	87	
	1000		1,3,5-Trimethylbenzene	313.15	2.7	87	
	2000		1,3,5-Trimethylbenzene	313.15	0.6	87	
<i>Poly(vinyl acetate)</i>							
		140000	Benzene	298.15	2.3	13	
		350000	2-Butanone	303.15	−1.7	51	
		350000	Butyl acetate	303.15	1.0	51	
		135000	Chlorobenzene	298.15	5.0	34	
		350000	Ethyl acetate	303.15	−6.7	51	
			Ethyl acetate	303.15	0.0	11	
		26000	3-Heptanone	303.15	7.0	44	
		350000	3-Heptanone	303.15	4.9	51	
		140000	Methanol	298.15	−45	13	
		350000	Methyl acetate	303.15	−9.7	51	
		350000	2-Pentanone	303.15	0.0	51	

Polymer	M_n / g/mol	M_w / g/mol	M_η / g/mol	Solvent	T/K	ΔH_B^∞ / J/g	Ref.
<i>Poly(vinyl alcohol)</i>		150000	93000	2-Propanone	303.15	−0.4	32
			350000	2-Propanone	303.15	−3.9	51
				2-Propanone	303.15	−2.9	25
			350000	Propyl acetate	303.15	−2.7	51
				Tetrahydrofuran	304.65	4.5	93
			140000	Trichloromethane	298.15	28	13
				Ethanol	298.15	3.8	11
				Ethanol	298.15	9.6	31
			7260	Water	303.15	−34	15
			17000	Water	303.15	−18	32
61600	Water	303.15	−41	15			
			Water	303.15	−8.4	11	
<i>Poly(vinyl chloride)</i>							
			Chlorobenzene	298.15	−17	36	
Glass	23200		Cyclohexanone	303.15	−27	59	
Liquid	23200		Cyclohexanone	303.15	−7.5	59	
Glass	38700		Cyclohexanone	303.15	−29	59	
Liquid	38700		Cyclohexanone	303.15	−6.6	59	
Glass	53500		Cyclohexanone	303.15	−28	59	
Liquid	53500		Cyclohexanone	303.15	−6.3	59	
Glass	66700		Cyclohexanone	303.15	−29	59	
Liquid	66700		Cyclohexanone	303.15	−6.1	59	
Glass	136000		Cyclohexanone	303.15	−31	59	
Liquid	136000		Cyclohexanone	303.15	−5.8	59	
Glass	155400		Cyclohexanone	303.15	−32	59	
Liquid	155400		Cyclohexanone	303.15	−5.8	59	
	48000		Cyclopentanone	298.15	−28	104	
			1,2-Dichloroethane	323.65	24	27	
			1,2-Dichloroethane	328.15	34	27	
			1,2-Dichloroethane	333.15	38	27	
			1,2-Dichloroethane	368.15	44	27	
			1,2-Dichloroethane	373.15	46	27	
			1,2-Dichloroethane	378.15	46	27	
			<i>N,N</i> -Dimethylformamide	293.15	−28	35	
			<i>N,N</i> -Dimethylformamide	308.15	−19	35	
			<i>N,N</i> -Dimethylformamide	323.15	−14	35	
			<i>N,N</i> -Dimethylformamide	338.15	−7.5	35	
			<i>N,N</i> -Dimethylformamide	353.15	2.4	35	
Glass	23200		Tetrahydrofuran	303.15	−34	59	
Liquid	23200		Tetrahydrofuran	303.15	−14	59	
Glass	38700		Tetrahydrofuran	303.15	−35	59	
Liquid	38700		Tetrahydrofuran	303.15	−14	59	
Glass	53500		Tetrahydrofuran	303.15	−39	59	
Liquid	53500		Tetrahydrofuran	303.15	−14	59	
Glass	66700		Tetrahydrofuran	303.15	−36	59	
Liquid	66700		Tetrahydrofuran	303.15	−14	59	
Glass	136000		Tetrahydrofuran	303.15	−39	59	
Liquid	136000		Tetrahydrofuran	303.15	−14	59	
Glass	155400		Tetrahydrofuran	303.15	−39	59	
Liquid	155400		Tetrahydrofuran	303.15	−14	59	
<i>Poly(1-vinyl-3,5-dimethyl-1,2,4-triazole)</i>							
			<i>N,N</i> -Dimethylformamide	298.15	−28	94	
			Water	298.15	−139	94	

Polymer	M_n / g/mol	M_w / g/mol	M_η / g/mol	Solvent	T/K	ΔH_B^∞ / J/g	Ref.
<i>Poly(1-vinylimidazole)</i>							
	20700			Acetic acid	298.15	−393	94
	20700			Butanoic acid	298.15	−322	94
	20700			<i>N,N</i> -Dimethylacetamide	298.15	−48	94
	20700			<i>N,N</i> -Dimethylformamide	298.15	−48	94
	20700			1-Methyl-2-pyrrolidinone	298.15	−54	91
	20700			Pentanoic acid	298.15	−325	94
	20700			Propanoic acid	298.15	−278	94
	20700			Water	298.15	−119	91
<i>Poly(1-vinylpyrazole)</i>							
	18900			Acetic acid	298.15	−88	94
	18900			Butanoic acid	298.15	−60	94
	18900			<i>N,N</i> -Dimethylacetamide	298.15	−26	94
	18900			<i>N,N</i> -Dimethylformamide	298.15	−28	94
	18900			Pentanoic acid	298.15	−52	94
	18900			Propanoic acid	298.15	−36	94
<i>Poly(1-vinyl-2-pyrrolidone)</i>							
			32000	Trichloromethane	298.15	−75	48
			32000	Water	298.15	−150	48
<i>Poly(1-vinyl-1,2,4-triazole)</i>							
	69500			Acetic acid	298.15	−85	94
	69500			Butanoic acid	298.15	−74	94
	69500			<i>N,N</i> -Dimethylacetamide	298.15	−49	94
	69500			<i>N,N</i> -Dimethylformamide	298.15	−47	94
	69500			1-Methyl-2-pyrrolidinone	298.15	−55	91
	69500			Pentanoic acid	298.15	−75	94
	69500			Propanoic acid	298.15	−72	94
	69500			Water	298.15	−68	91
<i>Vinyl acetate/vinyl alcohol copolymer</i>							
(9 wt% Vinyl acetate)				2-Propanone	298.15	6.3	33
(44 wt% Vinyl acetate)				2-Propanone	298.15	4.6	33
(57 wt% Vinyl acetate)				2-Propanone	298.15	0.0	33
(67 wt% Vinyl acetate)				2-Propanone	298.15	−1.3	33
(4.2 mol% Vinyl acetate)							
7560				Water	303.15	−41	15
(4.3 mol% Vinyl acetate)							
64300				Water	303.15	−49	15
(9.0 mol% Vinyl acetate)							
66900				Water	303.15	−55	15
(10.3 mol% Vinyl acetate)							
7970				Water	303.15	−41	15
(15.3 mol% Vinyl acetate)							
8300				Water	303.15	−60	15
(15.4 mol% Vinyl acetate)							
70700				Water	303.15	−65	15
(19.5 mol% Vinyl acetate)							
73100				Water	303.15	−66	15
(22.1 mol% Vinyl acetate)							
8800				Water	303.15	−60	15
(26.2 mol% Vinyl acetate)							
77000				Water	303.15	−64	15
(30.6 mol% Vinyl acetate)							
9370				Water	303.15	−53	15
(34.0 mol% Vinyl acetate)							
81600				Water	303.15	−60	15
(34.7 mol% Vinyl acetate)							
9670				Water	303.15	−44	15

Polymer	M_n / g/mol	M_w / g/mol	M_v / g/mol	Solvent	T/K	ΔH_B^∞ / J/g	Ref.
<i>Vinyl acetate/vinyl chloride copolymer (90 wt% Vinyl chloride)</i>							
Glass	12400	26000		Cyclohexanone	304.15	-37	101
Liquid	12400	26000		Cyclohexanone	304.15	-16	101
<i>Vinyl chloride/vinylidene chloride copolymer</i>							
				Trichloromethane	297.15	-17	2

References

- Liepatoff, S. and Preobagenskaja, S., *Kolloid Z. Z. Polym.*, 68, 324, 1934.
- Kargin, V. and Papkov, S., *Acta Physicochim. URSS*, 3, 839, 1935.
- Papkov, S. and Kargin, V., *Acta Physicochim. URSS*, 7, 667, 1937.
- Tager, A. and Kargin, V., *Acta Physicochim. URSS*, 14, 713, 1941.
- Raine, H.C., Richards, R.B., and Ryder, H., *Trans Faraday Soc.*, 41, 56, 1945.
- Roberts, D.E., Walton, W.W., and Jessup, R.S., *J. Polym. Sci.*, 2, 420, 1947.
- Tager, A. and Sanatina, V., *Kolloidn. Zhur.*, 12, 474, 1950.
- Glikman, S.A. and Root, L.A., *Zh. Obshch. Khim.*, 21, 58, 1951.
- Hellfritz, H., *Makromol. Chem.*, 7, 191, 1951.
- Tager, A. and Vershain, R., *Kolloidn. Zhur.*, 13, 123, 1951.
- Tager, A.A., and Kargin, V.A., *Kolloidn. Zhur.*, 14, 367, 1952.
- Tager, A.A. and Dombek, Zh.S., *Kolloidn. Zhur.*, 15, 69, 1953.
- Daoust, H. and Rinfret, M., *Can. J. Chem.*, 32, 492, 1954.
- Gatovskaya, T.V., Kargin, V.A., and Tager, A.A., *Zh. Fiz. Khim.*, 29, 883, 1955.
- Oya, S., *Chem. High Polym. Japan*, 12, 122, 1955.
- Schulz, G.V., Guenner, K. von, and Gerrens, H., *Z. Phys. Chem., N. F.*, 4, 192, 1955.
- Tager, A.A., Kosova, L.K., Karlinskaya, D.Yu., and Yurina, I.A., *Kolloid. Zhur.*, 17, 315, 1955.
- Tager, A.A. and Kosova, L.K., *Kolloid. Zhur.*, 17, 391, 1955.
- Tager, A.A., Krivokorytova, R.V., and Khodorov, P.M., *Dokl. Akad. Nauk SSSR*, 100, 741, 1955.
- Glikman, S.A. and Root, L.A., *Kolloidn. Zhur.*, 18, 523, 1956.
- Jenckel, E. and Gorke, K., *Z. Elektrochem.*, 60, 579, 1956.
- Lipatov, Yu.S., Kargin, V.A., and Slonimskii, G.L., *Zh. Fiz. Khim.*, 30, 1202, 1956.
- Meerson, S.I. and Lipatov, S.M., *Kolloidn. Zh.*, 18, 447, 1956.
- Mikhailov, N.V. and Fainberg, E.Z., *Kolloidn. Zhur.*, 18, 44, 1956.
- Struminskii, G.V. and Slonimskii, G.L., *Zh. Fiz. Khim.*, 30, 1941, 1956.
- Gal'perin, D.I. and Moseev, L.I., *Kolloidn. Zhur.*, 19, 167, 1957.
- Akhmedov, K.S., *Uzb. Khim. Zh.* (1), 19, 1958.
- Kargin, V.A. and Lipatov, Yu.S., *Zh. Fiz. Khim.*, 32, 326, 1958.
- Meerson, S.I. and Lipatov, S.M., *Kolloidn. Zhur.*, 20, 353, 1958.
- Tager, A.A. and Galkina, L.A., *Nauchn. Dokl. Vyssh. Shkol. Khim. Khim. Tekhnol.*, (2), 357, 1958.
- Tager, A. A. and Kargin, V. A., *Zh. Fiz. Khim.*, 32, 1362, 1958.
- Tager, A. A. and Kargin, V. A., *Zh. Fiz. Khim.*, 32, 2694, 1958.
- Tager, A.A. and Iovleva, M., *Zh. Fiz. Khim.*, 32, 1774, 1958.
- Horth, A., Patterson, D., and Rinfret, M., *J. Polym. Sci.*, 39, 189, 1959.
- Zelikman, S.G. and Mikhailov, N.V., *Vysokomol. Soedin.*, 1, 1077, 1959.
- Mueller, F.H. and Engelter, A., *Kolloid Z.*, 171, 152, 1960.
- Delmas, G., Patterson, D., and Boehme, A., *Trans. Faraday Soc.*, 58, 2116, 1962.
- Delmas, G., Patterson, D., and Somcynsky, T., *J. Polym. Sci.*, 57, 79, 1962.
- Tager, A.A. and Podlesnyak, A.I., *Vysokomol. Soedin., Ser. A*, 5, 87, 1963.
- Delmas, G., Patterson, D., and Bhattacharyya, S.N., *J. Phys. Chem.*, 68, 1468, 1964.
- Patterson, D., *J. Polym. Sci.: Part A*, 2, 5177, 1964.
- Zverev, M.P., Barash, A.N., and Zubov, P.I., *Vysokomol. Soedin., Ser. A*, 6, 1012, 1964.
- Cottam, B.J., Cowie, J.M.G., and Bywater, S., *Makromol. Chem.*, 86, 116, 1965.
- Bianchi, U., Pedemonte, E., and Rossi, C., *Makromol. Chem.*, 92, 114, 1966.
- Cuniberti, C. and Bianchi, U., *Polymer*, 7, 151, 1966.
- Giacometti, G. and Turolla, A., *Z. Phys. Chem., N.F.*, 51, 108, 1966.
- Schreiber, H.P. and Waldman, M.H., *J. Polym. Sci.: Part A-2*, 5, 555, 1967.
- Goldfarb, J. and Rodriguez, S., *Makromol. Chem.*, 116, 96, 1968.
- Maron, S.H. and Daniels, C.A., *J. Macromol. Sci.-Phys. B*, 2, 769, 1968.
- Morimoto, S., *J. Polym. Sci.: Part A-1*, 6, 1547, 1968.
- Bianchi, U., Cuniberti, C., Pedemonte, E., and Rossi, C., *J. Polym. Sci.: Part A-2*, 7, 855, 1969.
- Gerth, Ch. and Mueller, F.H., *Kolloid-Z. Z. Polym.*, 241, 1071, 1970.
- Liddell, A.H. and Swinton, F.L., *Discuss. Faraday Soc.*, 49, 115, 1970.
- Morimoto, S., *Nippon Kagaku Zasshi*, 91, 31, 1970.
- Nakayama, H., *Bull. Chem. Soc. Japan*, 43, 1683, 1970.
- Blackadder, D.A. and Roberts, T.L., *Angew. Makromol. Chem.*, 27, 165, 1972.
- Maron, S.H. and Filisko, F.E., *J. Macromol. Sci.-Phys. B*, 6, 57, 1972.
- Maron, S.H. and Filisko, F.E., *J. Macromol. Sci.-Phys. B*, 6, 79, 1972.
- Maron, S.H. and Filisko, F.E., *J. Macromol. Sci.-Phys. B*, 6, 413, 1972.
- Sokolova, D.F., Sokolov, L.B., and Gerasimov, V.D., *Vysokomol. Soedin., Ser. B*, 14, 580, 1972.
- Chahal, R.S., Kao, W.-P., and Patterson, D., *J. Chem. Soc., Faraday Trans. I*, 69, 1834, 1973.
- Delmas, G. and Tancrede, P., *Eur. Polym. J.*, 9, 199, 1973.
- Filisko, F.E., Raghava, R.S., and Yeh, G.S.Y., *J. Macromol. Sci.-Phys. B*, 10, 371, 1974.
- Ikeda, M., Suga, H., and Seki, S., *Polymer*, 16, 634, 1975.
- Kiselev, V.P., Shakhova, E.M., Fainberg, E.Z., Virnik, A.D., and Rogovin, Z.A., *Vysokomol. Soedin., Ser. B*, 18, 847, 1976.
- Petrosyan, V.A., Gabrielyan, G.A., and Rogovin, Z.A., *Arm. Khim. Zhur.*, 29, 516, 1976.
- Deshpande, D.D. and Prabhu, C.S., *Macromolecules*, 10, 433, 1977.
- Miura, T. and Nakamura, M., *Bull. Chem. Soc. Japan*, 50, 2528, 1977.
- Sokolova, D.F., Kudim, T.V., Sokolov, L.B., Zhegalova, N.I., and Zhuravlev, N.D., *Vysokomol. Soedin., Ser. B*, 20, 596, 1978.
- Basedow, A.M. and Ebert, K.H., *J. Polym. Sci.: Polym. Symp.*, 66, 101, 1979.
- Koller, J., *Dissertation*, TU München, 1979.
- Lee, J.-O., Ono, M., Hamada, F., and Nakajima, A., *Polym. Bull.*, 1, 763, 1979.
- Phuong-Nguyen, H. and Delmas, G., *Macromolecules*, 12, 740, 1979.
- Phuong-Nguyen, H. and Delmas, G., *Macromolecules*, 12, 746, 1979.
- Basedow, A.M., Ebert, K.H., and Feigenbutz, W., *Makromol. Chem.*, 181, 1071, 1980.
- Graun, K., *Dissertation*, TU München, 1980.
- Shiomi, T., Izumi, Z., Hamada, F., and Nakajima, A., *Macromolecules*, 13, 1149, 1980.
- Shiomi, T., Kohra, Y., Hamada, F., and Nakajima, A., *Macromolecules*, 13, 1154, 1980.
- Aharoni, S.M., Charlet, G., and Delmas, G., *Macromolecules*, 14, 1390, 1981.
- Ochiai, H., Ohashi, T., Tadokoro, Y., and Murakami, I., *Polym. J.*, 14, 457, 1982.
- Sharma, S.C., Mahajan, R., Sharma, V.K., and Lakhanpal, M.L., *Indian J. Chem.*, 21A, 682, 1982.
- Sharma, S.C., Mahajan, R., Sharma, V.K., and Lakhanpal, M.L., *Indian J. Chem.*, 21A, 685, 1982.
- Lakhanpal, M.L. and Parashar, R.N., *Indian J. Chem.*, 22A, 48, 1983.
- Daoust, H. and St-Cyr, D., *Macromolecules*, 17, 596, 1984.

85. Aeleni, N., *Mater. Plast. (Bucharest)*, 22, 92, 1985.
86. Sharma, S.C. and Sharma, V.K., *Indian J. Chem.*, 24A, 292, 1985.
87. Sharma, S.C., Bhalla, S., and Sharma, V.K., *Indian J. Chem.*, 25A, 131, 1986.
88. Sharma, S.C., Syngal, M., and Sharma, V.K., *Indian J. Chem.*, 26A, 285, 1987.
89. Aukett, P.N. and Brown, C.S., *J. Therm. Anal.*, 33, 1079, 1988.
90. Lanzavecchia, L. and Pedemonte, E., *Thermochim. Acta*, 137, 123, 1988.
91. Tager, A.A., Safronov, A.P., Voit, V.V., Lopyrev, V.A., Ermakova, T.G., Tatarova, L.A., and Shagelaeva, N.S., *Vysokomol. Soedin., Ser. A*, 30, 2360, 1988.
92. Pedemonte, E. and Lanzavecchia, L., *Thermochim. Acta*, 162, 223, 1990.
93. Shiomi, T., Ishimatsu, H., Eguchi, T., and Imai, K., *Macromolecules*, 23, 4970, 1990.
94. Tager, A.A. and Safronov, A.P., *Vysokomol. Soedin., Ser. A*, 33, 67, 1991.
95. Zellner, H., *Dissertation*, TU München, 1993.
96. Brunacci, A., Pedemonte, E., Cowie, J.M.G., and McEwen, I. J., *Polymer*, 35, 2893, 1994.
97. Carlsson, M., Hallen, D., and Linse, P., *J. Chem. Soc. Faraday Trans.*, 91, 2081, 1995.
98. Sato, T., Tohyama, M., Suzuki, M., Shiomi, T., and Imai, K., *Macromolecules*, 29, 8231, 1996.
99. Shiomi, T., Tohyama, M., Endo, M., Sato, T., and Imai, K., *J. Polym. Sci.: Part B: Polym. Phys.*, 34, 2599, 1996.
100. Kizhnyaev, V.N., Gorkovenko, O.P., Bazhenov, D.N., and Smirnov, A.I., *Vysokomol. Soedin., Ser. A*, 39, 856, 1997.
101. Sato, T., Suzuki, M., Tohyama, M., Endo, M., Shiomi, T., and Imai, K., *Polym. J.*, 29, 417, 1997.
102. Vanderryn, J. and Zettlemoyer, A.C., *Ind. Eng. Chem., Chem. Eng. Data Ser.*, 2, 56, 1957.
103. Parashar, R. and Sharma, S.C., *Indian J. Chem.*, 27A, 1092, 1988.
104. Righetti, M.C., Cardelli, C., Scalari, M., Tombari, E., and Conti, G., *Polymer*, 43, 5035, 2002.
105. Phuong-Nguyen, H. and Delmas, G., *J. Solution Chem.*, 23, 249, 1994.
106. Wohlfarth, C., *CRC Handbook of Enthalpy Data of Polymer-Solvent Systems*, CRC Press, Boca Raton, 2006.

SOLUBILITY PARAMETERS OF SELECTED POLYMERS

Christian Wohlfarth

The concept of cohesive energy density and solubility parameter was introduced by Hildebrand:

$$\delta^2 = \frac{\Delta U_m^{LV}}{V_m} = \frac{\Delta H_m^{LV} - RT}{V_m} \quad (1)$$

V_m is the molar volume, ΔU_m^{LV} is the molar energy of vaporization, and ΔH_m^{LV} is the molar enthalpy of vaporization. Units for the solubility parameter are $(\text{MPa})^{1/2} = (\text{J}/\text{cm}^3)^{1/2} = 0.4887(\text{cal}/\text{cm}^3)^{1/2}$. The energy of vaporization is not accessible for polymers, but cohesive energy density of polymers can be determined from PVT-data. However, common ways for determining polymer solubility parameters use thermodynamic properties of polymer solutions and their relations to excess enthalpy or excess Gibbs energy per unit volume. These excess quantities are related to the (square) difference between the solubility parameters of solvents and polymers, i.e. $(\delta_1 - \delta_2)^2$.

$$\frac{H^E}{V} \sim (\delta_1 - \delta_2)^2 \quad \text{or} \quad \frac{G^E}{V} \sim (\delta_1 - \delta_2)^2 \quad (2)$$

Often, the Flory-Huggins solvent-polymer interaction parameter is applied instead of H^E or G^E . There are some books (Refs. 1–3) giving details for such procedures as well as extensive tables of polymer solubility parameters from which the table below is extracted. Methods for calculating solubility parameters can be found in Refs. 4–7.

References

1. Barton, A.F.M., *CRC Handbook of Polymer-Liquid Interaction Parameters and Solubility Parameters*, CRC Press, Boca Raton, 1991.
2. Brandrup, J., Immergut, E.H., Grulke, E.A. (eds.), *Polymer Handbook*, 4th ed., J. Wiley & Sons, New York, 1999.
3. Wohlfarth, C., *Thermodynamic Properties of Polymer Solutions*, in Landolt-Börnstein, New Series, Group VIII, Vol. 6D, Lechner, M.D., (ed.), Springer Verlag, Berlin, Heidelberg, 2010.
4. Hildebrand, J.H., Prausnitz, J.M., Scott, R.L., *Regular and Related Solutions*, Van Nostrand Reinhold Co., New York, 1970.
5. [Van] Krevelen, D.W., *Properties of Polymers*, 3rd ed., Elsevier, Amsterdam, 1990.
6. Bicerano, J., *Prediction of Polymer Properties*, 3rd ed., CRC Press, Boca Raton, 2002.
7. Hansen, C.M., *Hansen Solubility Parameters: A User's Handbook*, 2nd ed., CRC Press, Boca Raton, 2007.

Polymer	T/K	$\delta/(\text{J}/\text{cm}^3)^{1/2}$
Benzyl cellulose	298	25.2
Butadiene/acrylonitrile copolymer		
(25 wt % acrylonitrile)	298	19.4
(30 wt % acrylonitrile)	298	19.2
(34 wt % acrylonitrile)	298	20.4
(39 wt % acrylonitrile)	298	21.35
Butadiene/styrene copolymer		
(6 wt % styrene)	298	16.5
(12.5 wt % styrene)	298	16.5
(15 wt % styrene)	298	17.5
(25 wt % styrene)	298	17.6
(40 wt % styrene)	298	17.8
Cellulose	298	26.0
Cellulose acetate	298	25.1
Cellulose diacetate	298	22.3
Cellulose nitrate	298	22.0
Cellulose triacetate	298	19.0
Dextran	298	38.6
Ethyl cellulose	298	21.1
Ethylene/1-octene copolymer		
(2.0 wt% 1-octene)	473	17.2
(7.5 wt% 1-octene)	473	16.7
(12.0 wt% 1-octene)	473	16.5
(25.0 wt% 1-octene)	473	16.5
(39.4 wt% 1-octene)	473	16.4
(55.0 wt% 1-octene)	473	16.3
(64.0 wt% 1-octene)	473	16.3

Polymer	T/K	$\delta/(\text{J}/\text{cm}^3)^{1/2}$
Ethylene/vinyl acetate copolymer		
(11 wt% vinyl acetate)	323	16.6
(16 wt% vinyl acetate)	323	17.1
(24 wt% vinyl acetate)	323	16.8
(37 wt% vinyl acetate)	323	17.0
(42 wt% vinyl acetate)	323	17.2
Gelatine	298	24.6
Hydroxypropyl cellulose	298	26.8
Natural rubber	298	16.6
Poly(acrylonitrile)	298	26.0
Polyamide 4	298	24.0
Polyamide 6	298	21.7
Polyamide 66	298	22.9
Polyamide 7	298	24.1
Polyamide 8	298	20.3
Polyamide 9	298	22.6
Polyamide 10	298	19.4
Polyamide 11	298	22.9
Polyamide 12	298	20.8
Poly(<i>p</i> -benzamide)	298	23.0
Poly(benzyl methacrylate)	298	15.3
Polybutadiene	298	16.6
1,2-Polybutadiene	298	16.5
1,4- <i>cis</i> -Polybutadiene	298	16.5
Poly(1-butene), <i>isotactic</i>	298	16.0
Poly(butyl acrylate)	298	18.0
Poly(butyl methacrylate)	298	17.9

Polymer	<i>T</i> /K	δ /(J/cm ³) ^{1/2}	Polymer	<i>T</i> /K	δ /(J/cm ³) ^{1/2}
Poly(2-butyl methacrylate)	413	14.7	Poly(2-methylstyrene)	298	18.4
Poly(ϵ -caprolactone)	298	19.9	Poly(4-methylstyrene)	298	19.3
Polycarbonate bisphenol-A	298	20.0	Poly(methylvinylsiloxane)	298	15.65
Polycarbonate hexafluorobisphenol-A	298	20.1	Polynorbornene	298	14.0
Poly(chloroprene)	298	17.6	Poly(1-octene)	298	16.6
Poly(4-chlorostyrene)	298	19.3	Poly(octyl methacrylate)	298	18.0
Poly(cyclohexyl methacrylate)	298	19.8	Poly(<i>p</i> -phenylene terephthalamide)	298	23.3
Poly(3,3-diethyloxetane)	298	16.2	Poly(propyl acrylate)	298	18.4
Poly(1,1-dihydroperfluorooctyl acrylate)	298	18.0	Poly(propyl methacrylate)	298	16.0
Poly(1,1-dihydroperfluorooctyl methacrylate)	298	17.0	Polypropylene, <i>atactic</i>	298	15.5
Poly(3,3-dimethyloxetane)	298	16.2	Polypropylene, <i>isotactic</i>	298	17.5
Poly(2,6-dimethyl-1,4-phenylene ether)	298	18.1	Polypropylene, <i>syndiotactic</i>	298	17.6
Poly(dimethylsiloxane)	298	15.4	Poly(propylene glycol)	298	19.5
Poly(1,3-dioxepane)	298	18.8	Poly(propylene oxide)	298	18.5
Poly(1,3-dioxolane)	298	20.7	Poly(propyl methacrylate)	298	20.0
Poly(dodecyl methacrylate)	298	16.8	Polystyrene	298	19.0
Poly(epichlorohydrin)	298	16.2	Polysulfone	298	19.9
Poly(ethoxyethyl methacrylate)	298	18.4	Poly(tetrafluoroethylene)	298	19.6
Poly(ethyl acrylate)	298	19.2	Poly(tetramethylene oxide)	298	16.8
Polyethylene, branched	298	16.2	Poly(thioethylene)	298	18.8
Polyethylene, linear	298	16.2	Poly(trimethylene sulfide)	298	23.0
Poly(ethylene adipate)	298	19.8	Poly(vinyl acetate)	298	20.6
Poly(ethylene carbonate)	298	22.3	Poly(vinyl alcohol)	298	22.0
Poly(ethylene glycol)	298	23.7	Poly(vinyl bromide)	298	19.4
Poly(ethylene oxide)	298	20.5	Poly(vinyl butyl ether)	298	19.2
Poly(ethylene terephthalate)	298	21.9	Poly(<i>N</i> -vinylcarbazole)	298	19.2
Poly(ethyl methacrylate)	298	18.3	Poly(vinyl chloride)	298	19.6
Poly(hexyl methacrylate)	298	17.7	Poly(vinyl ethyl ether)	298	19.5
Poly(3-hexyl thiophene)	298	19.0	Poly(vinylidene fluoride)	298	23.2
Poly(4-hydroxystyrene)	298	24.0	Poly(vinyl methyl ether)	298	21.0
Poly(isobornyl acrylate)	298	16.8	Poly(vinyl phenyl ether)	298	20.2
Poly(isobornyl methacrylate)	298	17.0	Poly(vinyl propionate)	298	18.1
Poly(isobutylene)	298	16.2	Poly(vinyl propyl ether)	298	19.3
Poly(isobutyl methacrylate)	413	14.6	Poly(1-vinyl-2-pyrrolidinone)	298	25.6
1,4- <i>cis</i> -Poly(isoprene)	298	16.5	Vinyl acetate/vinyl alcohol copolymer		
Poly(<i>N</i> -isopropylacrylamide)	298	23.5	(43.4 mol% vinyl acetate)	298	21.8
Poly(<i>DL</i> -lactic acid)	298	20.5	(60.9 mol% vinyl acetate)	298	21.4
Poly(<i>L</i> -lactide)	298	19.3	(74.4 mol% vinyl acetate)	298	20.9
Poly(methacrylonitrile)	298	21.0	(94.8 mol% vinyl acetate)	298	20.2
Poly(methyl acrylate)	298	20.5	Vinyl acetate/vinyl chloride copolymer		
Poly(methyl methacrylate)	298	19.3	(3 wt% vinyl acetate)	298	18.8
Poly(4-methyl-1-pentene)	298	15.3	(10 wt% vinyl acetate)	298	17.3
Poly(2-methylpropene)	298	17.7	(17 wt% vinyl acetate)	298	19.1

Section 14

Geophysics, Astronomy, and Acoustics

Astronomical Constants	14-1
Properties of the Solar System	14-2
Satellites of the Planets	14-4
Interstellar Molecules	14-7
Mass, Dimensions, and Other Parameters of the Earth	14-11
Geological Time Scale	14-13
Acceleration Due to Gravity	14-14
Density, Pressure, and Gravity as a Function of Depth within the Earth	14-14
Ocean Pressure as a Function of Depth and Latitude	14-15
Properties of Seawater	14-16
Abundance of Elements in the Earth's Crust and in the Sea	14-18
Solar Irradiance at the Earth	14-19
U.S. Standard Atmosphere (1976)	14-20
Geographical and Seasonal Variations in Solar Radiation	14-26
Major World Earthquakes	14-27
Weather-Related Scales	14-31
Infrared Absorption by the Earth's Atmosphere	14-33
Atmospheric Concentration of Carbon Dioxide, 1958–2014	14-34
Global Temperature Trend, 1880–2014	14-36
Global Warming Potential of Greenhouse Gases	14-37
Atmospheric Electricity	14-39
Speed of Sound in Various Media	14-46
Attenuation and Speed of Sound in Air as a Function of Humidity and Frequency	14-48
Speed of Sound in Dry Air	14-49
Musical Scales	14-50
Characteristics of Human Hearing	14-51

This page intentionally left blank

ASTRONOMICAL CONSTANTS

Victor Abalakin

The constants in this table are based originally on the set of constants adopted by the International Astronomical Union (IAU) in 1976. Updates have been made when new data were available (Ref. 4). All values are given in SI Units; thus masses are expressed in kilograms and distances in meters.

The astronomical unit of time is a time interval of one day (1 d) equal to 86400 s. An interval of 36525 d is one Julian century (1 cy).

References

1. Seidelmann, P. K., *Explanatory Supplement to the Astronomical Almanac*, University Science Books, Mill Valley, CA, 1990.
2. Lang, K. R., *Astrophysical Data: Planets and Stars*, Springer-Verlag, New York, 1992.
3. *The Astronomical Almanac for the Year 2007*, U.S. Government Printing Office, Washington, D.C., and Her Majesty's Stationary Office, London (2005).
4. International Astronomical Union <www.iau.org/static/resolutions/IAU2012_English.pdf>, 2012.

Defining constants

Astronomical unit

$$\text{au} = 1.49597870700 \times 10^{11} \text{ m (exact)}$$

Speed of light

$$c = 299792458 \text{ m s}^{-1} \text{ (exact)}$$

Primary constants

Light-time for unit distance (1 ua)

$$\tau_A = 499.004786 \text{ s}$$

Equatorial radius of Earth

$$a_e = 6378140 \text{ m}$$

Equatorial radius of Earth (IUGG value)

$$a_e = 6378136 \text{ m}$$

Dynamical form-factor for Earth

$$J_2 = 0.001082636$$

Geocentric gravitational constant

$$GE = 3.986004 \times 10^{14} \text{ m}^3 \text{ s}^{-2}$$

Constant of gravitation

$$G = 6.67428 \times 10^{-11} \text{ m}^3 \text{ kg}^{-1} \text{ s}^{-2}$$

Ratio of mass of moon to that of Earth

$$\mu = 0.01230002$$

$$1/\mu = 81.300587$$

General precession in longitude, per Julian century, at standard epoch J2000

$$\rho = 5028''.796$$

Obliquity of the ecliptic at standard epoch J2000

$$\varepsilon = 23^\circ 26' 21''.448$$

Derived constants

Constant of nutation at standard epoch J2000

$$N = 9''.2025$$

Solar parallax ($\pi_0 = \arcsin(a_e/\text{ua})$)

$$\pi_0 = 8''.794143$$

Constant of aberration for standard epoch J2000

$$\kappa = 20''.49552$$

Flattening factor for the Earth

$$f = 1/298.256 = 0.00335282$$

Heliocentric gravitational constant ($GS = A^3 k^2 / D^2$)

$$GS = 1.32712438 \times 10^{20} \text{ m}^3 \text{ s}^{-2}$$

Ratio of mass of sun to that of the Earth ($S/E = (GS)/(GE)$)

$$S/E = 332946.0$$

Ratio of mass of sun to that of Earth + moon

$$(S/E)/(1 + \mu) = 328900.56$$

Mass of the sun ($S = (GS)/G$)

$$S = 1.98844 \times 10^{30} \text{ kg}$$

Ratios of mass of sun to masses of the planets

Mercury

$$6023600$$

Venus

$$408523.7$$

Earth + moon

$$328900.56$$

Mars

$$3098708$$

Jupiter

$$1047.349$$

Saturn

$$3497.898$$

Uranus

$$22902.98$$

Neptune

$$19412.24$$

PROPERTIES OF THE SOLAR SYSTEM

The following tables give various properties of the planets and characteristics of their orbits in the solar system. Certain properties of the sun and of the earth's moon are also included.

Explanations of the column headings:

- *Mass*: mass of the planet in units of 10^{24} kg
- *Radius*: radius at the equator in km
- *Density*: mean density in g/cm^3
- *Flattening*: degree of oblateness, defined as $(r_e - r_p)/r_e$, where r_e and r_p are the equatorial and polar radii, respectively
- *Potential coefficients*: coefficients in the spherical harmonic representation of the gravitational potential U by the equation

$$U(r, \phi) = (GM/r) [1 - \sum_n (a/r)^n P_n(\sin \phi)],$$

where G is the gravitational constant, r the distance from the center of the planet, a the radius of the planet, M the mass, ϕ the latitude, and P_n the Legendre polynomial of degree n .

- *Gravity*: acceleration due to gravity at the surface
- *Escape vel.*: velocity needed at the surface of the planet to escape the gravitational pull
- *Dist. to sun*: semi-major axis of the elliptical orbit in astronomical units (1 ua $\approx 1.496 \cdot 10^8$ km)
- ϵ : eccentricity of the orbit
- *Ecliptic angle*: angle between the planetary orbit and the plane of the earth's orbit around the sun
- *Inclin.*: angle between the equatorial plane of the planet and the plane of the planetary orbit
- *Orbit period*: period of revolution around the sun measured in years
- *Rotation period*: period of rotation of the planet measured in hours. A negative value indicates retrograde rotation.
- *Albedo*: ratio of the light reflected from the planet to the light incident on it
- *No. of satellites*: Number of confirmed satellites; this includes satellites that have not been named.
- T_{sur} : mean temperature at the surface
- P_{sur} : pressure of the atmosphere at the surface

The last four entries in the table are *dwarf planets* as defined by the International Astronomical Union. These are bodies in orbit around the sun that are massive enough to adopt a near-spherical shape as a result of their self-gravity, but are appreciably smaller than the major planets. *Plutoids* form a subset of the dwarf plan-

ets; their orbits are larger than that of Neptune (see Ref. 9). As of 2008, the IAU has recognized the names for three plutoids: Pluto, Eris, and Makemake.

The following general information on the solar system is of interest:

Mass of the earth = $M_e = 5.9736 \cdot 10^{24}$ kg
 Total mass of planetary system = $2.669 \cdot 10^{27}$ kg = $447 M_e$
 Total angular momentum of planetary system = $3.148 \cdot 10^{43}$ kg m² s⁻¹
 Total kinetic energy of the planets = $1.99 \cdot 10^{35}$ J
 Total rotational energy of planets = $0.7 \cdot 10^{35}$ J

Properties of the sun:

Mass = $1.9884 \cdot 10^{30}$ kg = $332943 M_e$
 Radius = $6.9551 \cdot 10^8$ m
 Surface area = $6.079 \cdot 10^{18}$ m²
 Volume = $1.409 \cdot 10^{27}$ m³
 Mean density = 1.411 g/cm³
 Gravity at surface = 27398 cm/s²
 Escape velocity at surface = $6.177 \cdot 10^5$ m/s
 Effective temperature = 5780 K
 Total radiant power emitted (luminosity) = $3.8427 \cdot 10^{26}$ W
 Surface flux of radiant energy = $6.322 \cdot 10^7$ W/m²
 Flux of radiant energy at the earth (Solar Constant) = 1366.4 W/m² (Ref. 8)

References

1. *Planetary Fact Sheet*, NASA Goddard Space Flight Center, <nssdc.gsfc.nasa.gov/planetary/factsheet>, November 2007.
2. The Planetary Society, <www.planetary.org/explore/topics/groups/our_solar_system/>.
3. Arnet, B., *The Nine Planets*, <www.nineplanets.org>.
4. Onasch, B., *Our Solar System*, <www.onasch.de/astro/>.
5. *The Astronomical Almanac for the year 2007*, U.S. Government Printing Office, Washington, 2005; available online at <asa.usno.navy.mil/>.
6. Lang, K. R., *Astrophysical Data: Planets and Stars*, Springer-Verlag, New York, 1992.
7. Cox, A. N., *Allen's Astrophysical Quantities, Fourth Edition*, Springer-Verlag, New York, 2000; this is a revision of Allen, C. W., *Astrophysical Quantities, Third Edition*, 1983.
8. Amsler, C., et al, *Physics Letters B* 667, 1, 2008; section on astrophysical constants available at <pdg.lbl.gov/2008/reviews/astrophysics.pdf>.
9. IAU Press Release, <www.iau.org/public_press/news/release/iau0804>, 11 June 2008.
10. Seidelmann, P. K., Editor, *Explanatory Supplement to the Astronomical Almanac*, University Science Books, Mill Valley, CA, 1992.

Planet	Mass 10 ²⁴ kg	Radius km	Density g/cm ³	Flattening	Potential coefficients			Gravity cm/s ²	Escape vel. km/s
					10 ³ J ₂	10 ⁶ J ₃	10 ⁶ J ₄		
Mercury	0.33022	2439.7	5.43	0.0000				370	4.25
Venus	4.8685	6051.8	5.24	0.000	0.027			887	10.36
Earth	5.9736	6378.14	5.52	0.00335364	1.08263	−2.54	−1.61	980	11.18
(Moon)	0.07349	1738.1	3.35	0.0012	0.2027			162	2.38
Mars	0.64185	3396.2	3.93	0.0064763	1.964	36		371	5.03
Jupiter	1898.6	71492	1.33	0.0648744	14.75	−580		2312	59.54
Saturn	568.46	60268	0.69	0.09796	16.45	−1000		896	35.5
Uranus	86.832	25559	1.27	0.02293	3.343			869	21.29
Neptune	102.43	24764	1.64	0.01708	3.41			1100	23.5
<i>Dwarf planets:</i>									
Pluto	0.0125	1195	1.75	0				58	1.2
Eris	0.0166	1225						≈80	
Makemake	≈0.004	750	≈2					≈47	≈0.84
Ceres	0.000943	471	2.08					27	0.51

Planet	Dist. to Sun ua	ε	Ecliptic angle	Inclin.	Orbit period (yr)	Rotation period (hr)	Albedo	No. of satellites
Mercury	0.38710	0.2056	7.00°	0.01°	0.2408467	1407.6	0.106	0
Venus	0.72333	0.0068	3.39°	177.36°	0.61519726	−5832.5	0.65	0
Earth	1.00000	0.0167	0	23.45°	1.0000174	23.9345	0.367	1
Mars	1.52366	0.0934	1.85°	25.19°	1.8808476	24.6229	0.150	2
Jupiter	5.20336	0.0484	1.305°	3.12°	11.862615	9.9250	0.52	63
Saturn	9.53707	0.0542	2.48°	26.73°	29.447498	10.656	0.47	60
Uranus	19.19126	0.0472	0.77°	97.86°	84.016846	−17.24	0.51	27
Neptune	30.06896	0.0086	1.77°	28.32°	164.79132	16.11	0.41	13
<i>Dwarf planets:</i>								
Pluto	39.48168	0.2488	17.14°	118°	247.92065	−153.29	0.6	3
Eris	67.7	0.44		44.19°	557		0.8	1
Makemake	45.79	0.159		28.96°	309.88			
Ceres	2.77	0.08		10.59°	4.599	9.074	0.090	

Planet	T _{sur} K	P _{sur} bar	Atmospheric composition									
			CO ₂	N ₂	O ₂	H ₂ O	H ₂	He	A	Ne	CO	CH ₄
Mercury	440	1·10 ^{−15}										
Venus	737	90	96.5%	3.5%	69 ppm	20 ppm		12 ppm	70 ppm	7 ppm	17 ppm	
Earth	288	1.014	0.038%	78.084%	20.946%	0 to 3%	0.55 ppm	5.24 ppm	0.934%	18.18 ppm	1 ppm	1.7 ppm
Mars	210	0.007	95.32%	2.7%	0.13%	0.021%			1.6%	2.5 ppm	0.08%	
Jupiter	165	>>1000				4 ppm	89.8%	10.2%				0.30%
Saturn	134	>>1000					96.3%	3.25%				0.45%
Uranus	76	>>1000					82.5%	15.2%				2.3%
Neptune	56						80%	19%				1%
Pluto	50	3·10 ^{−6}										

SATELLITES OF THE PLANETS

This table gives characteristics of the known satellites of the planets. The parameters covered are:

- Orbital period in units of earth days. An R following the value indicates a retrograde motion.
- Distance from the planet, as measured by the semi-major axis of the orbit
- Eccentricity of the orbit
- Inclination of the satellite orbit with respect to the equator of the planet
- Mass of the satellite in kilograms
- Radius of the satellite in kilometers
- Geometric albedo, which is a measure of the fraction of incident sunlight reflected by the satellite.

Since this is a very active field of research, the Internet sites listed below should be consulted for the most recent data.

References

1. *Solar System Dynamics*, Jet Propulsion Laboratory, California Institute of Technology, <ssd.jpl.nasa.gov/?phys_data>, June 2008.
2. The Planetary Society, <www.planetary.org/explore/topics/groups/our_solar_system/>.
3. Arnet, B., *The Nine Planets*, <www.nineplanets.org>.
4. Onasch, B., *Our Solar System*, <www.onasch.de/astro/>.
5. Sheppard, S. S., *The Giant Satellite and Moon Page*, <www.dtm.ciw.edu/sheppard/satellites/>.
6. *Gazetteer of Planetary Nomenclature*, U. S. Geological Survey, <planetarynames.wr.usgs.gov/append7.html>.
7. Seidelmann, P. K., Editor, *Explanatory Supplement to the Astronomical Almanac*, University Science Books, Mill Valley, CA, 1992.
8. Lang, K. R., *Astrophysical Data: Planets and Stars*, Springer-Verlag, New York, 1992.
9. Allen, C. W., *Astrophysical Quantities, Second Edition*, Athlone Press, London, 1955.

Planet		Satellite	Orb. period Earth days	Distance 10 ³ km	Eccentricity	Inclination	Mass kg	Radius km	Albedo
Earth		Moon	27.321661	384.400	0.054900489	18.28–28.58°	7.3483·10 ²²	1737.5	0.12
Mars	I	Phobos	0.31891023	9.378	0.0151	1.0°	1.06·10 ¹⁶	13.5×10.8×9.4	0.07
	II	Deimos	1.2624407	23.460	0.0005	0.9–2.7°	2.4·10 ¹⁵	7.5×6.1×5.5	0.07
Jupiter	I	Io	1.769137786	421.8	0.0041	0.04°	8.932·10 ²²	1821.6	0.63
	II	Europa	3.551181041	671.1	0.0101	0.47°	4.8·10 ²²	1560.8	0.67
	III	Ganymede	7.15455296	1070.4	0.0015	0.21°	1.4819·10 ²³	2631.2	0.43
	IV	Callisto	16.6890184	1882.7	0.007	0.51°	1.0759·10 ²³	2410.3	0.17
	V	Amalthea	0.49817905	181.4	0.003	0.40°	7.17·10 ¹⁸	131×73×67	0.09
	VI	Himalia	250.5662	11460	0.162	27.63°	9.56·10 ¹⁸	85	0.04
	VII	Elara	259.6528	11737	0.217	24.77°	7.77·10 ¹⁷	40	0.04
	VIII	Pasiphae	743.63 R	23620	0.409	145°	1.91·10 ¹⁷	18	0.04
	IX	Sinope	758.90 R	23940	0.250	153°	7.77·10 ¹⁶	14	0.04
	X	Lysithea	259.20	11720	0.112	29.02°	7.77·10 ¹⁶	12	0.04
	XI	Carme	734.17 R	23400	0.253	164°	9.56·10 ¹⁶	15	0.04
	XII	Ananke	629.77 R	21280	0.244	147°	3.82·10 ¹⁶	10	0.04
	XIII	Leda	240.92	11170	0.164	26.07°	5.68·10 ¹⁵	5	0.04
	XIV	Thebe	0.6745	221.9	0.018	0.8°	7.77·10 ¹⁷	55×45	0.05
	XV	Adrastea	0.29826	129	0.0015		1.91·10 ¹⁶	13×10×8	0.10
	XVI	Metis	0.29478	128	0.0002		9.56·10 ¹⁶	20	0.06
	XVII	Callirrhoe	758.77	24100	0.283		8.7·10 ¹⁴	4	0.04
	XVIII	Themisto	130.02	7507	0.242		6.9·10 ¹⁴	4	0.04
	XIX	Megaclite	752.86	23810	0.425		2.1·10 ¹⁴	2.7	0.04
	XX	Taygete	732.41	23360	0.251		1.6·10 ¹⁴	2.5	0.04
	XXI	Chaldene	723.72	23180	0.238		7.5·10 ¹³	1.9	0.04
	XXII	Harpalyke	623.32	21110	0.227		1.2·10 ¹⁴	2.2	0.04
	XXIII	Kalyke	742.06	23580	0.243		1.9·10 ¹⁴	2.6	0.04
	XXIV	Iocaste	631.60	21270	0.218		1.9·10 ¹⁴	2.6	0.04
	XXV	Erinome	728.46	23280	0.270		4.5·10 ¹³	1.6	0.04
	XXVI	Isonoe	726.63	23220	0.261		7.5·10 ¹³	1.9	0.04
	XVII	Praxidike	625.39	21150	0.220		4.3·10 ¹⁴	3.4	0.04
	XXVIII	Autonoe	760.95	23039	0.334		9.0·10 ¹³	2.0	0.04
	XXIX	Thyone	627.21	20940	0.229		9.0·10 ¹³	2.0	0.04
	XXX	Hermippe	633.90	21131	0.210		9.0·10 ¹³	2.0	0.04
	XXXI	Aitne	730.18	23231	0.264		4.5·10 ¹³	1.5	0.04
	XXXII	Eurydome	717.33	22685	0.276		4.5·10 ¹³	1.5	0.04
	XXXIII	Euanthe	620.49	20721	0.232		4.5·10 ¹³	1.5	0.04
	XXXIV	Euporie	550.74	19302	0.144		1.5·10 ¹³	1	0.04
	XXXV	Orthosie	622.56	20721	0.281		1.5·10 ¹³	1	0.04
	XXXVI	Sponde	748.34	23487	0.312		1.5·10 ¹³	1	0.04

Planet	Satellite	Orb. period Earth days	Distance 10 ³ km	Eccentricity	Inclination	Mass kg	Radius km	Albedo
	XXXVII Kale	729.47	23217	0.260		1.5·10 ¹³	1	0.04
	XXXVIII Pasithee	719.44	23096	0.267		1.5·10 ¹³	1	0.04
	XXXIX Hegemone	739.6	23947	0.328		4.5·10 ¹³	1.5	
	XL Mneme	620.0	21069	0.227		1.5·10 ¹³	1	
	XLI Aoede	761.5	23981	0.432		9.0·10 ¹³	2.0	
	XLII Thelxinoe	628.1	21162	0.221		1.5·10 ¹³	1	
	XLIII Arche	723.9	22931	0.259		4.5·10 ¹³	1.5	
	XLIV Kallichore	764.7	24043	0.264		1.5·10 ¹³	1	
	XLV Helike	634.8	21263	0.156		9.0·10 ¹³	2.0	
	XLVI Carpo	456.1	16989	0.430		4.5·10 ¹³	1.5	
	XLVII Eukelade	746.4	23661	0.272		9.0·10 ¹³	2.0	
	XLVIII Cyllene	737.8	24349	0.319		1.5·10 ¹³	1	
	XLIX Kore	779.2	24543	0.325			1	
Saturn	I Mimas	0.942421813	185.52	0.0202	1.53°	3.75·10 ¹⁹	196	0.5
	II Enceladus	1.370217855	238.02	0.00452	1.86°	6.50·10 ¹⁹	250	1.0
	III Tethys	1.887802160	294.66	0.00000	1.86°	6.27·10 ²⁰	530	0.9
	IV Dione	2.736914742	377.40	0.002230	0.02°	1.10·10 ²¹	560	0.7
	V Rhea	4.517500436	527.04	0.00100	0.35°	2.31·10 ²¹	765	0.7
	VI Titan	15.94542068	1221.83	0.029192	0.33°	1.3455·10 ²³	2575	0.21
	VII Hyperion	21.2766088	1481.1	0.104	0.43°	1.59·10 ¹⁹	205×130×110	0.3
	VIII Iapetus	79.3301825	3561.3	0.02828	14.72°	1.59·10 ²¹	730	0.6
	IX Phoebe	550.31 R	12952	0.16326	177°	7.2·10 ¹⁸	110	0.08
	X Janus	0.6945	151.472	0.007	0.14°	1.92·10 ¹⁸	110×100×80	0.6
	XI Epimetheus	0.6942	151.422	0.009	0.34°	5.4·10 ¹⁷	70×60×50	0.5
	XII Helene	2.7369	377.40	0.005	0.0°	2.5·10 ¹⁶	18×16×15	0.6
	XIII Telesto	1.8878	294.66			7.2·10 ¹⁵	17×14×13	1.0
	XIV Calypso	1.8878	294.66			3.6·10 ¹⁵	17×11×11	0.7
	XV Atlas	0.6019	137.670		0.3°	1.1·10 ¹⁶	20×10	0.4
	XVI Prometheus	0.6130	139.353	0.0024	0.0°	3.3·10 ¹⁷	70×50×40	0.6
	XVII Pandora	0.6285	141.70	0.0042	0.0°	1.9·10 ¹⁷	55×45×35	0.5
	XVIII Pan	0.5750	133.583			2.7·10 ¹⁵	10	0.5
	XIX Ymir	1315.14	23096	0.470		4.9·10 ¹⁵	8	0.06
	XX Paaliaq	686.95	15199	0.364		8.2·10 ¹⁵	9.5	0.06
	XXI Tarvos	926.23	18247	0.536		2.7·10 ¹⁵	6.5	0.06
	XXII Ijiraq	451.42	11440	0.322		1.2·10 ¹⁵	5	0.06
	XXIII Suttungr	1016.67	19463	0.114		2.1·10 ¹⁴	2.8	0.06
	XXIV Kiviuq	449.22	11365	0.334		3.3·10 ¹⁵	7	0.06
	XXV Mundilfari	952.77	18709	0.208		2.1·10 ¹⁴	2.8	0.06
	XXVI Albiorix	783.45	16404	0.478		2.1·10 ¹⁶	13	0.06
	XXVII Skathi	728.20	15647	0.270		3.1·10 ¹⁴	3.2	0.06
	XXVIII Erriapus	871.19	17616	0.474		7.6·10 ¹⁴	4.3	0.06
	XXIX Siarnaq	895.53	18160	0.295		3.9·10 ¹⁶	16	0.06
	XXX Thrymr	1094.11	20382	0.470		2.1·10 ¹⁴	2.8	0.06
	XXXI Narvi	1003.86	19007	0.431		4.9·10 ¹⁵	3.3	0.04
	XXXII Methone	1.010	194			1.65·10 ¹³	1.5	
	XXXIII Pallene	1.154	211			3.92·10 ¹³	2	
	XXXIV Polydeuces	2.737	377.4				4	
	XXXV Daphnis	0.594	136.5				3.5	
	XXXVI Aegir	1117.52	20735				3.5	
	XXXVII Bebhionn	834.84	17119				3	
	XXXVIII Bergelmir	1005.74	19338				3	
	XXXIX Bestla	1088.72	20129				3.5	
	XL Farbauti	1085.55	20390				2.5	
	XLI Fenrir	1260.35	22453				2	
	XLII Fornjot	1494.20	25108				3	
	XLIII Hati	1038.61	19856				3	
	XLIV Hyrrokkin	931.86	18437				4	
	XLV Kari	1230.97	22118				3.5	
	XLVI Loge	1311.36	23065				3	
	XLVII Skoll	878.29	17665				3	

Planet	Satellite	Orb. period Earth days	Distance 10 ³ km	Eccentricity	Inclination	Mass kg	Radius km	Albedo
Uranus	XLVIII Surtur	1297.36	22707				3	
	XLIX Anthe		197.7				1	
	L Jarnsaxa		18600				3	
	LI Greip		18105				3	
	LII Tarqeq		19720				3.5	
	I Ariel	2.52037935	191.02	0.0034	0.3°	1.35·10 ²¹	579	0.39
	II Umbriel	4.1441772	266.30	0.0050	0.36°	1.17·10 ²¹	584.7	0.21
	III Titania	8.7058717	435.91	0.0022	0.14°	3.52·10 ²¹	788.9	0.27
	IV Oberon	13.4632389	583.52	0.0008	0.10°	3.01·10 ²¹	761.4	0.23
	V Miranda	1.41347925	129.39	0.0027	4.2°	6.59·10 ¹⁹	236	0.32
	VI Cordelia	0.335033	49.77	0.0003	0.1°	5.4·10 ¹⁶	20.1	0.07
	VII Ophelia	0.376409	53.79	0.0099	0.1°	5.4·10 ¹⁶	21.4	0.07
	VIII Bianca	0.434577	59.17	0.0009	0.2°	9.3·10 ¹⁶	25.7	0.07
	IX Cressida	0.463570	61.78	0.0004	0.0°	3.4·10 ¹⁷	39.8	0.07
	X Desdemona	0.473651	62.68	0.0001	0.2°	1.8·10 ¹⁷	32.0	0.07
	XI Juliet	0.493066	64.35	0.0007	0.1°	5.6·10 ¹⁷	46.8	0.07
	XII Portia	0.513196	66.09	0.0001	0.1°	1.7·10 ¹⁸	67.6	0.07
	XIII Rosalind	0.558459	69.94	0.0001	0.3°	2.6·10 ¹⁷	36.0	0.07
	XIV Belinda	0.623525	75.26	0.0001	0.0°	3.6·10 ¹⁷	40.3	0.07
	XV Puck	0.761832	86.01	0.0001	0.31°	2.9·10 ¹⁸	81.0	0.07
	XVI Caliban	579.73	7231	0.1587		7.4·10 ¹⁷	49	0.07
	XVII Sycorax	1288.30	12179	0.5224		5.4·10 ¹⁸	95	0.07
	XVIII Prospero	1978.29	16256	0.4448		2.1·10 ¹⁶	15	0.07
	XIX Setebos	2225.21	17418	0.5914		2.1·10 ¹⁶	15	0.07
	XX Stephano	677.36	8004	0.2292		6.0·10 ¹⁵	10	0.07
	XXI Trinculo	749.24	8504	0.2200		7.5·10 ¹⁴	5	0.04
	XXII Francisco	266.56	4276	0.146		1.3·10 ¹⁵	11	
	XXIII Margaret	1687.01	14345	0.661		1.0·10 ¹⁵	5.5	
	XXIV Ferdinand	2887.21	20901	0.368		1.3·10 ¹⁵	6	
	XXV Perdita	0.638	76.42	0.0		4.0·10 ¹⁷	40	
	XXVI Mab	0.923	97.73	0.0		4.0·10 ¹⁵	8	
	XXVII Cupid	0.613	74.8	0.0		1.2·10 ¹⁵	6	
Neptune	I Triton	5.8768541 R	354.76	0.000016	157.345°	2.147·10 ²²	1353.4	0.76
	II Nereid	360.13619	5513.4	0.7512	27.6°	3.1·10 ¹⁹	170	0.15
	III Naiad	0.294396	48.227	0.0003	4.74°	1.3·10 ¹⁷	33	0.07
	IV Thalassa	0.311485	50.075	0.0002	0.21°	3.5·10 ¹⁷	41	0.09
	V Despina	0.334655	52.526	0.0001	0.07°	2.3·10 ¹⁸	75	0.09
	VI Galatea	0.428745	61.953	0.0001	0.05°	2.7·10 ¹⁸	88	0.08
	VII Larissa	0.554654	73.548	0.0014	0.20°	4.8·10 ¹⁸	104×89	0.09
	VIII Proteus	1.122315	117.647	0.0004	0.55°	4.9·10 ¹⁹	218×208×201	0.10
	IX Halimede	1879.08	16611	0.2646				
	X Psamathe	9074.30	48096	0.3809		1.5·10 ¹⁶	14	
	XI Sao	2912.72	22228	0.1365				
	XII Laomedeia	3171.33	23567	0.3969				
	XIII Neso	9740.73	49285	0.5714				
Plutoids*								
Pluto	I Charon	6.387	17.536	0.0022	99°	1.6·10 ²¹	593	0.37
	II Nix	24.86	48.708	0.0030		5·10 ¹⁶	22–65	
	III Hydra	38.20	64.749	0.0051		5·10 ¹⁶	22–65	
Eris	I Dysnomia		30				100–200	

* In June 2008 the International Astronomical Union decided on the name *plutoid* for the category of transneptunian dwarf planets. Plutoids are celestial bodies in orbit around the sun at a semimajor axis greater than that of Neptune and sufficiently massive to adopt a near-spherical shape. See <www.iau.org/public_press/news/release/iau0804/>.

INTERSTELLAR MOLECULES

Frank J. Lovas and Lewis E. Snyder

A number of molecules have been detected in the interstellar medium, in circumstellar envelopes around evolved stars, and comae and tails of comets through observation of their microwave, infrared, or optical spectra. The following list gives the molecules and the particular isotopic species that have been reported so far. Molecules are listed by molecular formula in the Hill order. All species not footnoted otherwise are observed in interstellar clouds, while some are also found in comets and circumstellar clouds. The list is updated through October 2013 and lists 186 molecules (337 isotopic forms).

References

1. Lovas, F. J., Recommended Rest Frequencies for Observed Interstellar Molecule Microwave Transitions - 2002 Revision, *J. Phys. Chem. Ref. Data* 33, 177-355 (2004); and updates appearing at <www.nist.gov/pml/data/micro/index.cfm>.
2. Snyder, L. E., Cometary Molecules, Internat. Astron. Union Symposium No. 150, *Astrochemistry of Cosmic Phenomena*, ed. P.D. Singh, Kluwer Academic Publishers, Dordrecht, The Netherlands, pp. 427-434 (1992).

Molecular formula	Name	Isotopic species
AlCl	Aluminum monochloride	Al ³⁵ Cl ^a Al ³⁷ Cl ^a
AlF	Aluminum monofluoride	AlF ^a
AlHO	Aluminum hydroxide	²⁷ AlOH ^a
AlN	Aluminum isocyanide	AlNC ^a
CF ⁺	Fluoromethylidynium ion	CF ⁺
CH	Methylidyne	CH ¹³ CH
CH ⁺	Methyliumylidene	CH ⁺ ¹³ CH ⁺
CHMgN	Magnesium hydride isocyanide	HMgNC ^a
CHN	Hydrogen cyanide	HCN H ¹³ CN HC ¹⁵ N DCN
CHN	Hydrogen isocyanide	HNC H ¹⁵ NC HN ¹³ C DNC D ¹⁵ NC
CHNO	Cyanic acid	HOcN
CHNO	Isocyanic acid	HNCO DNCO
CHNO	Fulminic acid	HCNO
CHNS	Thiocyanic acid	HSCN
CHNS	Isothiocyanic acid	HNCS
CHO	Oxomethyl	HCO
CHO ⁺	Oxomethylum	HCO ⁺ H ¹³ CO ⁺ HC ¹⁷ O ⁺ HC ¹⁸ O ⁺ DCO ⁺ D ¹³ CO ⁺
CHO ⁺	Hydroxymethylidyne	HOC ⁺
CHO ₂ ⁺	Hydroxyoxomethylum	HOCO ⁺
CHP	Phosphaethyne	HCP ^a
CHS ⁺	Thiooxomethylum	HCS ⁺
CH ₂	Methylene	CH ₂
CH ₂ N ⁺	Iminomethylum	HCNH ⁺
CH ₂ N	Methylene amidogen	CH ₂ N
CH ₂ N ₂	Cyanamide	NH ₂ CN
CH ₂ N ₂	Methane diimine	HNCNH
CH ₂ O	Formaldehyde	H ₂ CO H ₂ ¹³ CO

Molecular formula	Name	Isotopic species
		H ₂ C ¹⁸ O HDCO D ₂ CO HCOOH H ¹³ COOH HCOOD DCOOH
CH ₂ O ₂	Formic acid	H ₂ CS H ₂ ¹³ CS H ₂ C ³⁴ S HDCS D ₂ CS
CH ₂ S	Thioformaldehyde	CH ₃ ^a CH ₂ NH ¹³ CH ₂ NH NH ₂ CHO NH ₂ ¹³ CHO
CH ₃	Methyl	CH ₃ O CH ₃ O ⁺
CH ₃ N	Methanimine	H ₂ COH ⁺ CH ₄ CH ₃ OH ¹³ CH ₃ OH CH ₃ ¹⁸ OH CH ₂ DOH CH ₃ OD CHD ₂ OH CD ₃ OH
CH ₃ NO	Formamide	CH ₂ SH CH ₃ NH ₂
CH ₃ O	Methoxy	FeCN
CH ₃ O ⁺	Hydroxy methylum ion	KCN
CH ₄	Methane	MgCN ^a ²⁴ MgNC ^a ²⁵ MgNC ^a ²⁶ MgNC ^a
CH ₄ O	Methanol	CN ¹³ CN C ¹⁵ N CN ⁺ ^b NaCN ^a SiCN ^a SiNC ^a NCN ^b CO
CH ₄ S	Methanethiol	
CH ₅ N	Methylamine	
CFeN	Iron cyanide	
CKN	Potassium cyanide	
CMgN	Magnesium cyanide	
CMgN	Magnesium isocyanide	
CN	Cyanide radical	
CN ⁺	Cyanide radical ion	
CNNa	Sodium cyanide	
CNSi	Silicon cyanide	
CNSi	Silicon isocyanide	
CN ₂	Cyanoimidogen	
CO	Carbon monoxide	

Molecular formula	Name	Isotopic species
		^{13}CO
		C^{17}O
		C^{18}O
		$^{13}\text{C}^{17}\text{O}$
		$^{13}\text{C}^{18}\text{O}$
		^{14}CO
CO^+	Carbon monoxide ion	CO^+
COS	Carbon oxysulfide	OCS
		OC^{33}S
		OC^{34}S
		O^{13}CS
		$\text{O}^{13}\text{CS}^{34}$
		^{18}OCS
CO_2	Carbon dioxide	CO_2
CO_2^+	Carbon dioxide ion	CO_2^{+b}
CP	Carbon phosphide	CP^a
CS	Carbon monosulfide	CS
		C^{33}S
		C^{34}S
		C^{36}S
		^{13}CS
		$^{13}\text{C}^{34}\text{S}$
CSi	Silicon carbide	SiC^a
C_2	Dicarbon	C_2
C_2H	Ethynyl	C_2H
		^{13}CCH
		C^{13}CH
		C_2D
C_2HN	Cyanomethylene	HCCN
C_2HNO	Cyanoformaldehyde	CNCHO
C_2H_2	Acetylene	HCCH^a
		$\text{HC}^{13}\text{CH}^a$
$\text{C}_2\text{H}_2\text{N}$	Cyanomethyl	CH_2CN
$\text{C}_2\text{H}_2\text{N}_2$	<i>E</i> -Cyanomethanimine	E-HNCHCN
$\text{C}_2\text{H}_2\text{O}$	Ketene	H_2CCO
$\text{C}_2\text{H}_3\text{N}$	Acetonitrile	CH_3CN
		$^{13}\text{CH}_3\text{CN}$
		$\text{CH}_3^{13}\text{CN}$
		$\text{CH}_3\text{C}^{15}\text{N}$
		CH_2DCN
$\text{C}_2\text{H}_3\text{N}$	Isocyanomethane	CH_3NC
$\text{C}_2\text{H}_3\text{N}$	Keteneimine	CH_2CNH
C_2H_4	Ethylene	H_2CCH_2
$\text{C}_2\text{H}_4\text{N}_2$	Aminoacetonitrile	$\text{NH}_2\text{CH}_2\text{CN}$
$\text{C}_2\text{H}_4\text{O}$	Acetaldehyde	CH_3CHO
$\text{C}_2\text{H}_4\text{O}$	Ethylene oxide	$c\text{-C}_2\text{H}_4\text{O}$
$\text{C}_2\text{H}_4\text{O}$	<i>anti</i> -Ethenol	$a\text{-CH}_2\text{CHOH}$
$\text{C}_2\text{H}_4\text{O}$	<i>syn</i> -Ethenol	$s\text{-CH}_2\text{CHOH}$
$\text{C}_2\text{H}_4\text{O}_2$	Methyl formate	CH_3OCHO
		$^{13}\text{CH}_3\text{OCHO}$
		$\text{CH}_3\text{O}^{13}\text{CHO}$
		CH_3OCDO
		$\text{CH}_3^{18}\text{OCHO}$
		$\text{CH}_3\text{OCH}^{18}\text{O}$
$\text{C}_2\text{H}_4\text{O}_2$	Acetic acid	CH_3COOH
$\text{C}_2\text{H}_4\text{O}_2$	Glycolaldehyde	CH_2OHCHO
$\text{C}_2\text{H}_5\text{N}$	Ethanamine	CH_3CHNH
$\text{C}_2\text{H}_5\text{NO}$	Acetamide	CH_3CONH_2
C_2H_6	Ethane	CH_3CH_3^b
$\text{C}_2\text{H}_6\text{O}$	<i>trans</i> -Ethanol	$t\text{-CH}_3\text{CH}_2\text{OH}$

Molecular formula	Name	Isotopic species
$\text{C}_2\text{H}_6\text{O}$	<i>gauche</i> -Ethanol	$g\text{-CH}_3\text{CH}_2\text{OH}$
$\text{C}_2\text{H}_6\text{O}$	Dimethyl ether	CH_3OCH_3
		CH_2DOCH_3
$\text{C}_2\text{H}_6\text{O}_2$	Ethylene glycol	$\text{HOCH}_2\text{CH}_2\text{OH}$
C_2O	Oxoethenylidene	CCO
C_2P	Phosphaethenylidene	CCP^a
C_2S	Thioxoethenylidene	CCS
		CC^{34}S
		^{13}CCS
		C^{13}CS
C_2Si	Silicon dicarbide	$c\text{-SiC}_2$
		$c\text{-}^{29}\text{SiC}_2$
		$c\text{-}^{30}\text{SiC}_2$
		$c\text{-Si}^{13}\text{CC}$
C_3	Tricarbon	C_3
C_3H	Cyclopropenylidyne	$c\text{-C}_3\text{H}$
		$c\text{-CC}^{13}\text{CH}$
C_3H	Propenylidyne	$l\text{-C}_3\text{H}$
C_3H^+	2-Propyn-1-ylum-1-ylidene	$l\text{-C}_3\text{H}^+$
C_3HN	Cyanoacetylene	HCCCN
		H^{13}CCCN
		HC^{13}CCN
		HCC^{13}CN
		HCCC^{15}N
		DCCCN
C_3HN	Isocyanoacetylene	HCCNC
C_3HN	3-imino-1,2-Propadienylidene	HNCCC
C_3H_2	Cyclopropenylidene	$c\text{-C}_3\text{H}_2$
		$c\text{-H}^{13}\text{CCCH}$
		$c\text{-HC}^{13}\text{CCH}$
		$c\text{-C}_3\text{HD}$
		$c\text{-C}_3\text{D}_2$
C_3H_2	Propadienylidene	$l\text{-H}_2\text{CCC}$
$\text{C}_3\text{H}_2\text{N}^+$	Protonated cyanoacetylene	HCCCNH^+
$\text{C}_3\text{H}_2\text{O}$	2-Propynal	HCCCHO
$\text{C}_3\text{H}_2\text{O}$	Cyclopropenone	$c\text{-C}_3\text{H}_2\text{O}$
$\text{C}_3\text{H}_3\text{N}$	Acrylonitrile (vinyl cyanide)	CH_2CHCN
		$^{13}\text{CH}_2\text{CHCN}$
		$\text{CH}_2^{13}\text{CHCN}$
C_3H_4	Propyne	CH_3CCH
		$\text{CH}_3\text{C}^{13}\text{CH}$
		$^{13}\text{CH}_3\text{CCH}$
		CH_2DCCH
		CH_3CCD
$\text{C}_3\text{H}_4\text{O}$	Propenal	CH_2CHCHO
$\text{C}_3\text{H}_5\text{N}$	Propanenitrile (ethyl cyanide)	$\text{CH}_3\text{CH}_2\text{CN}$
		$^{13}\text{CH}_3\text{CH}_2\text{CN}$
		$\text{CH}_3^{13}\text{CH}_2\text{CN}$
		$\text{CH}_3\text{CH}_2^{13}\text{CN}$
		$\text{CH}_3\text{CH}_2\text{C}^{15}\text{N}$
C_3H_6	Propylene	CH_2CHCH_3
$\text{C}_3\text{H}_6\text{O}$	Acetone	$(\text{CH}_3)_2\text{CO}$
$\text{C}_3\text{H}_6\text{O}$	Propanal	$\text{CH}_3\text{CH}_2\text{CHO}$
$\text{C}_3\text{H}_6\text{O}_2$	Methyl acetate	$\text{CH}_3\text{COOCH}_3$
$\text{C}_3\text{H}_6\text{O}_2$	Ethyl formate	$\text{HCOOCH}_2\text{CH}_3$
C_3N	Cyanoethynyl	CCCN
		$^{13}\text{CCCN}$
		C^{13}CCN
		CC^{13}CN
C_3N^-	Cyanoethynyl anion	CCCN^-

Molecular formula	Name	Isotopic species	Molecular formula	Name	Isotopic species
C ₃ O	1,2-Propadienylidene, 3-oxo	CCCCO			N ¹⁵ NH ⁺
C ₃ S	1,2-Propadienylidene, 3-thioxo	CCCS			N ₂ D ⁺
		CCC ³⁴ S	HO	Hydroxyl	OH
		C ¹³ CCS			¹⁷ OH
C ₃ Si	Silicon tricarbon	SiC ₃			¹⁸ OH
C ₄ H	1,3-Butadiynyl radical	HCCCC	HO ⁺	Oxoniumylidene	OH ⁺ b
		H ¹³ CCCC	HO ₂	Hydroperoxo	HO ₂
		HC ¹³ CCC	HS	Mercapto	SH
		HCC ¹³ CC	HS ⁺	Hydrosulfur(1+)	SH ⁺
		HCCC ¹³ C	H ₂	Hydrogen	H ₂
		DCCCC			HD
C ₄ H ⁻	1,3-Butadiynyl anion	HCCCC ⁻	H ₂ Cl ⁺	Chloronium	H ₂ Cl ⁺
C ₄ HN	3-Cyano-1,2-propadienylidene	HCCCCN	H ₂ N	Amidogen	NH ₂
C ₄ H ₂	Butatrienylidene	H ₂ CCCC	H ₂ O	Water	H ₂ O
C ₄ H ₂	1,3-Butadiyne	HCCCCH ^a			H ₂ ¹⁸ O
C ₄ H ₃ N	2-Butynenitrile	CH ₃ CCCN			HDO
C ₄ H ₃ N	Cyanoallene	CH ₂ CCHCN			D ₂ O
C ₄ Si	Silicon tetracarbide	SiC ₄ ^a	H ₂ O ⁺	Oxoniumyl	H ₂ O ⁺ b
		SiCCCC ¹³ C	H ₂ O ₂	Hydrogen peroxide	HOOH
			H ₂ S	Hydrogen sulfide	H ₂ S
C ₅	Pentacarbon	C ₅ ^a			H ₂ ³⁴ S
C ₅ H	2,4-Pentadiynylidyne	HCCCCC			HDS
C ₅ HN	2,4-Pentadiynenitrile	HCCCCCN			D ₂ S
		H ¹³ CCCCCN	H ₃ ⁺	Trihydrogen ion	H ₃ ⁺
		HC ¹³ CCCCN			H ₂ D ⁺
		HCC ¹³ CCCN			D ₂ H ⁺
		HCCC ¹³ CCN			NH ₃
		HCCCC ¹³ CN	H ₃ N	Ammonia	¹⁵ NH ₃
		DCCCCCN			NH ₂ D
C ₅ H ₄	1,3-Pentadiyne	CH ₃ C ₄ H			¹⁵ NH ₂ D
C ₅ N	4-Cyano-1,3-butadiyn-1-yl	C ₅ N ^a			NHD ₂
C ₅ N ⁻	2,4-Pentadiynenitrile anion	C ₅ N ⁻			ND ₃
C ₆ H	1,3,5-hexatriynyl	HCCCCCC	H ₃ O ⁺	Oxonium	H ₃ O ⁺
C ₆ H ⁻	1,3,5-hexatriynyl anion	HCCCCCC ⁻	H ₄ N ⁺	Ammonium- d	NH ₃ D ⁺
C ₆ H ₂	1,3,5-Hexatriyne	HCCCCCCH ^a	H ₄ Si	Silane	SiH ₄ ^a
C ₆ H ₂	1,2,3,4,5-hexapentaenylidene	H ₂ CCCCC	NO	Nitric oxide	NO
C ₆ H ₃ N	Methylcyanodiacetylene	CH ₃ C ₄ CN	NP	Phosphorous nitride	PN
C ₆ H ₆	Benzene	C ₆ H ₆ ^a	NS	Nitrogen sulfide	NS
C ₇ H	2,4,6-Heptatriynylidyne	HCCCCCCC			N ³⁴ S
C ₇ HN	2,4,6-Heptatriynenitrile	HC ₇ N	NSi	Silicon nitride	SiN
C ₇ H ₄	methyltriacyetylene	CH ₃ C ₆ H	N ₂	Nitrogen	N ₂
C ₈ H	1,3,5,7-Octatetraynyl	HC ₈	N ₂ ⁺	Nitrogen ion	N ₂ ⁺ b
C ₈ H ⁻	1,3,5,7-Octatetraynyl anion	HC ₈ ⁻	N ₂ O	Nitrous oxide	N ₂ O
C ₉ HN	2,4,6,8-Nonatetraynenitrile	HC ₉ N	OP	Phosphorus monoxide	PO ^a
C ₁₁ HN	2,4,6,8,10-undecapentaynenitrile	HC ₁₁ N	OS	Sulfur monoxide	SO
C ₆₀	Fullerene-C ₆₀	C ₆₀ ^a			³⁴ SO
C ₇₀	Fullerene-C ₇₀	C ₇₀ ^a			³³ SO
ClH	Hydrogen chloride	H ³⁵ Cl			S ¹⁸ O
		H ³⁷ Cl	OS ⁺	Sulfur monoxide ion	SO ⁺
ClH ⁺	Hydrogen chloride ion	H ³⁵ Cl ⁺	OSi	Silicon monoxide	SiO
ClK	Potassium chloride	K ³⁵ Cl ^a			Si ¹⁷ O
		K ³⁷ Cl ^a			Si ¹⁸ O
ClNa	Sodium chloride	Na ³⁵ Cl ^a			²⁹ SiO
		Na ³⁷ Cl ^a			³⁰ SiO
FH	Hydrogen fluoride	HF	OTi	Titanium monoxide	TiO ^a
FeO	Iron monoxide	FeO	O ₂	Oxygen	O ₂
HLi	Lithium Hydride	⁷ LiH	O ₂ S	Sulfur dioxide	SO ₂
HN	Imidogen	HN			³³ SO ₂
HNO	Nitrosyl hydride	HNO			³⁴ SO ₂
HN ₂ ⁺	Hydrodinotrogen(1+)	N ₂ H ⁺			
		¹⁵ NNH ⁺			

Molecular formula	Name	Isotopic species
O ₂ Ti SSi	Titanium dioxide Silicon monosulfide	OS ¹⁷ O
		OS ¹⁸ O
		TiO ₂ ^a
		SiS
		Si ³³ S
		Si ³⁴ S
		²⁹ SiS
		²⁹ Si ³⁴ S
		³⁰ SiS
		³⁰ Si ³⁴ S
S ₂	Sulfur	S ₂ ^b

l- before the isotopic species indicates a linear configuration, while *c*- indicates a cyclic molecule.
^a Reported only in circumstellar clouds
^b Reported only in comets

MASS, DIMENSIONS, AND OTHER PARAMETERS OF THE EARTH

This table is a collection of data on various properties of the Earth. Most of the values are given in SI units. Note that 1 ua (astronomical unit) = 149,597,870 km.

References

1. Seidelmann, P. K., Ed., *Explanatory Supplement to the Astronomical Almanac*, University Science Books, Mill Valley, CA, 1992.
2. Lang, K. R., *Astrophysical Data: Planets and Stars*, Springer-Verlag, New York, 1992.

Quantity	Symbol	Value	Unit
Mass	M	$5.9723 \cdot 10^{27}$	g
Major orbital semi-axis	a_{orb}	1.000000	ua
		$1.4959787 \cdot 10^8$	km
Distance from Sun at perihelion	r_{π}	0.9833	ua
Distance from Sun at aphelion	r_{α}	1.0167	ua
Moment of perihelion passage	T_{π}	Jan. 2, 4 h 52 min	
Moment of aphelion passage	T_{α}	July 4, 5 h 05 min	
Siderial rotation period around Sun	P_{orb}	$31.5581 \cdot 10^6$	s
		365.25636	d
Mean rotational velocity	U_{orb}	29.78	km/s
Mean equatorial radius	\bar{a}	6378.140	km
Mean polar compression (flattening factor)	α	$1/298.257$	
Difference in equatorial and polar semi-axes	$a - c$	21.385	km
Compression of meridian of major equatorial axis	α_a	$1/295.2$	
Compression of meridian of minor equatorial axis	α_b	$1/298.0$	
Equatorial compression	ε	$1/30\,000$	
Difference in equatorial semi-axes	$a - b$	213	m
Difference in polar semi-axes	$c_N - c_S$	~ 70	m
Polar asymmetry	η	$\sim 1 \cdot 10^{-5}$	
Mean acceleration of gravity at equator	g_e	9.78036	m/s ²
Mean acceleration of gravity at poles	g_p	9.83208	m/s ²
Difference in acceleration of gravity at pole and at equator	$g_p - g_e$	5.172	cm/s ²
Mean acceleration of gravity for entire surface of terrestrial ellipsoid	g	9.7978	m/s ²
Mean radius	R	6371.0	km
Area of surface	S	$5.10 \cdot 10^8$	km ²
Volume	V	$1.0832 \cdot 10^{12}$	km ³
Mean density	ρ	5.515	g/cm ³
Siderial rotational period	P	86,164.09	s
Rotational angular velocity	ω	$7.292116 \cdot 10^{-5}$	rad/s
Mean equatorial rotational velocity	v	0.46512	km/s
Rotational angular momentum	L	$5.861 \cdot 10^{33}$	J s
Rotational energy	E	$2.137 \cdot 10^{29}$	J
Ratio of centrifugal force to force of gravity at equator	q_c	$0.0034677 = 1/288$	
Moment of inertia	I	$8.070 \cdot 10^{37}$	kg m ²
Relative braking of Earth's rotation due to tidal friction	$\Delta\omega_e/\omega$	$-4.2 \cdot 10^{-8}$	century ⁻¹
Relative secular acceleration of Earth's rotation	$\Delta\omega_l/\omega$	$+1.4 \cdot 10^{-8}$	century ⁻¹
Not secular braking of Earth's rotation	$\Delta\omega/\omega$	$-2.8 \cdot 10^{-8}$	century ⁻¹
Probable value of total energy of tectonic deformation of Earth	E_t	$\sim 1 \cdot 10^{23}$	J/century
Secular loss of heat of Earth through radiation into space	$\Delta'E_k$	$1 \cdot 10^{23}$	J/century
Portion of Earth's kinetic energy transformed into heat as a result of lunar and solar tides in the hydrosphere	$\Delta''E_k$	$1.3 \cdot 10^{23}$	J/century
Differences in duration of days in March and August	ΔP	0.0025 (March-August)	s
Corresponding relative annual variation in Earth's rotational velocity	$\Delta^*\omega/\omega$	$2.9 \cdot 10^{-8}$ (Aug.-March)	
Presumed variation in Earth's radius between August and March	Δ^*R	-9.2 (Aug.-March)	cm
Annual variation in level of world ocean	Δh_o	~ 10 (Sept.-March)	cm
Area of continents	S_c	$1.49 \cdot 10^8$	km ²
		29.2	% of surface
Area of world ocean	S_o	$3.61 \cdot 10^8$	km ²
		70.8	% of surface

Quantity	Symbol	Value	Unit
Mean height of continents above sea level	h_c	875	m
Mean depth of world ocean	h_o	3794	m
Mean thickness of lithosphere within the limits of the continents	$h_{c.l.}$	35	km
Mean thickness of lithosphere within the limits of the ocean	$h_{o.l.}$	4.7	km
Mean rate of thickening of continental lithosphere	$\Delta h / \Delta t$	10 – 40	m/10 ⁶ y
Mean rate of horizontal extension of continental lithosphere	$\Delta l / \Delta t$	0.75 – 20	km/10 ⁶ y
Mass of crust	m_l	2.36·10 ²²	kg
Mass of mantle		4.05·10 ²⁴	kg
Amount of water released from the mantle and core in the course of geological time		3.40·10 ²¹	kg
Total reserve of water in the mantle		2·10 ²³	kg
Present content of free and bound water in the Earth's lithosphere		2.4·10 ²¹	kg
Mass of hydrosphere	m_h	1.664·10 ²¹	kg
Amount of oxygen bound in the Earth's crust		1.300·10 ²¹	kg
Amount of free oxygen		1.5·10 ¹⁸	kg
Mass of atmosphere	m_a	5.136·10 ¹⁸	kg
Mass of biosphere	m_b	1.148·10 ¹⁶	kg
Mass of living matter in the biosphere		3.6·10 ¹⁴	kg
Density of living matter on dry land		0.1	g/cm ²
Density of living matter in ocean		15·10 ⁻⁸	g/cm ³
Age of the Earth		4.55·10 ⁹	y
Age of oldest rocks		4.0·10 ⁹	y
Age of most ancient fossils		3.4·10 ⁹	y

GEOLOGICAL TIME SCALE

Period or epoch	Beginning and end, in 10 ⁶ years	Key events
<i>Cenozoic era</i>		
Quaternary		
Holocene	0–0.0115	
Pleistocene*	0.0115–1.81	Homo Erectus breakout
Tertiary		
Pliocene*	1.81–5.3	Ape man fossils
Miocene	5.3–23	Origin of grass
Oligocene	23–34	Rise of cats, dogs, pigs
Eocene	34–56	Debut of hoofed mammals
Paleocene	56–65	Earliest primates
<i>Mesozoic era</i>		
Cretaceous	65–145	Demise of dinosaurs
Jurassic	145–200	First birds
Triassic	200–251	Appearance of dinosaurs
<i>Paleozoic era</i>		
Permian	251–299	Flowers, insect pollination
Carboniferous	299–359	First conifers
Devonian	359–416	First vertebrates ashore
Silurian	416–444	Spore-bearing plants
Ordovician	444–488	First animals ashore
Cambrian	488–542	Vertebrates appear
<i>Pre-Cambrian</i>		
Pre-Cambrian III (Proterozoic)	542–2500	First plants, jellyfish
Pre-Cambrian II (Archean)	2500–3850	Photosynthetic bacteria
Pre-Cambrian I (Hadean)	3850–4600	Earth formed 4600 million years ago

* Some authorities place the boundary between the Pleistocene and Pliocene at 2.6·10⁶ years.

References

1. U.S. Geological Survey Geologic Names Committee, 2007, Divisions of geologic time—Major chronostratigraphic and geochronologic units: U.S. Geological Survey Fact Sheet 2007-3015. Available on the Internet at <pubs.usgs.gov/fs/2007/3015/index.html>.
2. Walker, J. D., and Geissman, J. W., compilers, 2009, Geologic Time Scale: Geological Society of America, <www.geosociety.org/science/timescale/timescl.pdf>.
3. Calder, N., *Timescale - An Atlas of the Fourth Dimension*, Viking Press, New York, 1983.

ACCELERATION DUE TO GRAVITY

The acceleration due to gravity is tabulated here as a function of latitude and height above the Earth's surface. Values were calculated from the expression

$$g/(\text{m/s}^2) = 9.780356 (1 + 0.0052885 \sin^2 \phi - 0.0000059 \sin^2 2\phi) - 0.003086 H$$

where ϕ is the latitude and H is the height in kilometers.

ϕ	$H = 0$	$H = 1 \text{ km}$	$H = 5 \text{ km}$	$H = 10 \text{ km}$
0	9.78036	9.77727	9.76493	9.74950
5	9.78075	9.77766	9.76532	9.74989
10	9.78191	9.77882	9.76648	9.75105
15	9.78381	9.78072	9.76838	9.75295
20	9.78638	9.78330	9.77095	9.75552
25	9.78956	9.78647	9.77413	9.75870
30	9.79324	9.79016	9.77781	9.76238
35	9.79732	9.79424	9.78189	9.76646
40	9.80167	9.79858	9.78624	9.77081
45	9.80616	9.80307	9.79073	9.77530

Reference

Jursa, A. S., Ed., *Handbook of Geophysics and the Space Environment*, 4th Ed., Air Force Geophysics Laboratory, 1985, pp. 14–17.

ϕ	$H = 0$	$H = 1 \text{ km}$	$H = 5 \text{ km}$	$H = 10 \text{ km}$
50	9.81065	9.80757	9.79522	9.77979
55	9.81501	9.81193	9.79958	9.78415
60	9.81911	9.81602	9.80368	9.78825
65	9.82281	9.81972	9.80738	9.79195
70	9.82601	9.82292	9.81058	9.79515
75	9.82860	9.82551	9.81317	9.79774
80	9.83051	9.82743	9.81508	9.79965
85	9.83168	9.82860	9.81625	9.80082
90	9.83208	9.82899	9.81665	9.80122

DENSITY, PRESSURE, AND GRAVITY AS A FUNCTION OF DEPTH WITHIN THE EARTH

This table gives the density ρ , pressure p , and acceleration due to gravity g as a function of depth below the Earth's surface, as calculated from the model of the structure of the Earth in Reference 1. The model assumes a radius of 6371 km for the Earth. The boundary between the crust and mantle (the Mohorovicic discontinuity) is taken as 21 km, while in reality it varies considerable with location.

References

1. Anderson, D. L., and Hart, R. S., *J. Geophys. Res.* 81, 1461, 1976.
2. Carmichael, R. S., *CRC Practical Handbook of Physical Properties of Rocks and Minerals*, CRC Press, Boca Raton, FL, 1989, p. 467.

Depth km	ρ g/cm ³	p kbar	g cm/s ²
Crust			
0	1.02	0	981
3	1.02	3	982
3	2.80	3	982
21	2.80	5	983
Mantle (solid)			
21	3.49	5	983
41	3.51	12	983
61	3.52	19	984
81	3.48	26	984
101	3.44	33	984
121	3.40	39	985
171	3.37	56	987
221	3.34	73	989
271	3.37	89	991
321	3.47	106	993
371	3.59	124	994
571	3.95	199	999
871	4.54	328	997
1171	4.67	466	992
1471	4.81	607	991

Depth km	ρ g/cm ³	p kbar	g cm/s ²
1771	4.96	752	994
2071	5.12	903	1002
2371	5.31	1061	1017
2671	5.45	1227	1042
2886	5.53	1352	1069
Outer core (liquid)			
2886	9.96	1352	1069
2971	10.09	1442	1050
3371	10.63	1858	953
3671	11.00	2154	874
4071	11.36	2520	760
4471	11.69	2844	641
4871	11.99	3116	517
5156	12.12	3281	427
Inner core (solid)			
5156	12.30	3281	427
5371	12.48	3385	355
5771	12.52	3529	218
6071	12.53	3592	122
6371	12.58	3617	0

OCEAN PRESSURE AS A FUNCTION OF DEPTH AND LATITUDE

The following table is based upon an ocean model which takes into account the equation of state of standard seawater and the dependence on latitude of the acceleration of gravity. The tabulated pressure value is the excess pressure over the ambient atmospheric pressure at the surface.

References

1. *International Oceanographic Tables, Volume 4*, Unesco Technical Papers in Marine Science No. 40, Unesco, Paris, 1987.
2. Saunders, P. M., and Fofonoff, N. P., *Deep-Sea Res.* 23, 109–111, 1976.

Depth (meters)	Pressure in MPa at the Specified Latitude						
	0°	15°	30°	45°	60°	75°	90°
0	0.0000	0.0000	0.0000	0.0000	0.0000	0.0000	0.0000
500	5.0338	5.0355	5.0404	5.0471	5.0537	5.0586	5.0605
1000	10.0796	10.0832	10.0930	10.1064	10.1198	10.1296	10.1333
1500	15.1376	15.1431	15.1577	15.1778	15.1980	15.2127	15.2182
2000	20.2076	20.2148	20.2344	20.2613	20.2882	20.3080	20.3153
2500	25.2895	25.2985	25.3231	25.3568	25.3905	25.4153	25.4244
3000	30.3831	30.3940	30.4236	30.4641	30.5047	30.5345	30.5453
3500	35.4886	35.5012	35.5358	35.5832	35.6307	35.6654	35.6782
4000	40.6056	40.6201	40.6598	40.7140	40.7683	40.8082	40.8229
4500	45.7342	45.7505	45.7952	45.8564	45.9176	45.9626	45.9791
5000	50.8742	50.8924	50.9421	51.0102	51.0785	51.1285	51.1469
5500	56.0255	56.0456	56.1004	56.1755	56.2508	56.3059	56.3262
6000	61.1882	61.2100	61.2700	61.3521	61.4344	61.4947	61.5168
6500	66.3619	66.3857	66.4508	66.5399	66.6292	66.6947	66.7187
7000	71.5467	71.5724	71.6427	71.7388	71.8352	71.9059	71.9318
7500	76.7426	76.7701	76.8456	76.9488	77.0523	77.1282	77.1560
8000	81.9493	81.9788	82.0594	82.1697	82.2804	82.3614	82.3911
8500	87.1669	87.1983	87.2841	87.4016	87.5193	87.6057	87.6373
9000	92.3950	92.4284	92.5194	92.6440	92.7689	92.8606	92.8941
9500	97.6346	97.6698	97.7661	97.8978	98.0300	98.1269	98.1624
10000	102.8800	102.9170	103.0185	103.1572	103.2961	103.3981	103.4355

PROPERTIES OF SEAWATER

In addition to the dependence on temperature and pressure, the physical properties of seawater vary with the concentration of the dissolved constituents. A convenient parameter for describing the composition is the salinity, S , which is defined in terms of the electrical conductivity of the seawater sample. The defining equation for the practical salinity is:

$$S = a_0 + a_1 K^{1/2} + a_2 K + a_3 K^{3/2} + a_4 K^2 + a_5 K^{5/2},$$

where K is the ratio of the conductivity of the seawater sample at 15 °C and atmospheric pressure to the conductivity of a potassium chloride solution in which the mass fraction of KCl is 0.0324356, at the same temperature and pressure. The values of the coefficients are:

$$\begin{aligned} a_0 &= 0.0080 & a_3 &= 14.0941 \\ a_1 &= -0.1692 & a_4 &= -7.0261 \\ a_2 &= 25.3851 & a_5 &= 2.7081 \\ \Sigma a_i &= 35.0000 \end{aligned}$$

Thus when $K = 1$, $S = 35$ exactly (S is normally quoted in units of ‰, i.e., parts per thousand). The value of S can be roughly equated with the mass of dissolved material in grams per kilogram of seawater. Salinity values in the open oceans at midlatitudes typically fall between 34 and 36.

It is customary in oceanography to define the pressure at a given point as the pressure due to the column of water between that point and the surface. Thus by convention $P = 0$ at the sea surface. To a good approximation the pressure in decibars (dbar) can be equated to the depth in meters. Thus at 45° latitude the pressure is 5000 dbar at 4902 m, 10000 dbar at 9700 m.

The first table below gives several properties of seawater as a function of temperature for a salinity of 35. The second and third give density and electrical conductivity as a function of salinity at several temperatures, and the fourth lists typical concentrations of the main constituents of seawater as a function of salinity. The final table gives the freezing point as a function of salinity and pressure.

References

1. *The Practical Salinity Scale 1978 and the International Equation of State of Seawater 1980*, Unesco Technical Papers in Marine Science No. 36, Unesco, Paris, 1981; sections No. 37, 38, 39, and 40 in this series give background papers and detailed tables.
2. Kennish, M. J., *CRC Practical Handbook of Marine Science*, CRC Press, Boca Raton, FL, 1989.
3. Poisson, A. *IEEE J. Ocean. Eng.* OE-5, 50, 1981.
4. Webster, F., in *AIP Physics Desk Reference*, E. R. Cohen, D. R. Lide and G. L. Trigg, Eds., Springer-Verlag, New York, 2003.

Properties of Seawater as a Function of Temperature at Salinity $S = 35$ and Normal Atmospheric Pressure

ρ = density in g/cm³

$\beta = (1/\rho) (d\rho/dS)$ = fractional change in density per unit change in salinity

$\alpha = -(1/\rho) (d\rho/dt)$ = fractional change in density per unit change in temperature (°C⁻¹)

κ = electrical conductivity in S/cm

η = viscosity in mPa s (equal to cP)

c_p = specific heat in J/kg °C

ν = speed of sound in m/s

$t/^\circ\text{C}$	$\rho/\text{g cm}^{-3}$	$10^7\beta$	$10^7\alpha/^\circ\text{C}^{-1}$	$\kappa/\text{S cm}^{-1}$	$\eta/\text{mPa s}$	$c_p/\text{J kg}^{-1}^\circ\text{C}^{-1}$	$\nu/\text{m s}^{-1}$
0	1.028106	7854	526	0.029048	1.892	3986.5	1449.1
5	1.027675	7717	1136	0.033468	1.610		
10	1.026952	7606	1668	0.038103	1.388	3986.3	1489.8
15	1.025973	7516	2141	0.042933	1.221		
20	1.024763	7444	2572	0.047934	1.085	3993.9	1521.5
25	1.023343	7385	2970	0.053088	0.966		
30	1.021729	7338	3341	0.058373	0.871	4000.7	1545.6
35	1.019934	7300	3687				
40		7270	4004			4003.5	1563.2

Density of Surface Seawater in g/cm³ as a Function of Temperature and Salinity

$t/^\circ\text{C}$	$S = 0$	$S = 5$	$S = 10$	$S = 15$	$S = 20$	$S = 25$	$S = 30$	$S = 35$	$S = 40$
0	0.999843	1.003913	1.007955	1.011986	1.016014	1.020041	1.024072	1.028106	1.032147
5	0.999967	1.003949	1.007907	1.011858	1.015807	1.019758	1.023714	1.027675	1.031645
10	0.999702	1.003612	1.007501	1.011385	1.015269	1.019157	1.023051	1.026952	1.030862
15	0.999102	1.002952	1.006784	1.010613	1.014443	1.018279	1.022122	1.025973	1.029834
20	0.998206	1.002008	1.005793	1.009576	1.013362	1.017154	1.020954	1.024763	1.028583
25	0.997048	1.000809	1.004556	1.008301	1.012050	1.015806	1.019569	1.023343	1.027128
30	0.995651	0.999380	1.003095	1.006809	1.010527	1.014252	1.017985	1.021729	1.025483
35	0.994036	0.997740	1.001429	1.005118	1.008810	1.012509	1.016217	1.019934	1.023662
40	0.992220	0.995906	0.999575	1.003244	1.006915	1.010593	1.014278	1.017973	1.021679

Electrical Conductivity of Seawater in S/cm as a Function of Temperature and Salinity

$t/^{\circ}\text{C}$	$S = 5$	$S = 10$	$S = 15$	$S = 20$	$S = 25$	$S = 30$	$S = 35$	$S = 40$
0	0.004808	0.009171	0.013357	0.017421	0.021385	0.025257	0.029048	0.032775
5	0.005570	0.010616	0.015441	0.020118	0.024674	0.029120	0.033468	0.037734
10	0.006370	0.012131	0.017627	0.022947	0.028123	0.033171	0.038103	0.042935
15	0.007204	0.013709	0.019905	0.025894	0.031716	0.037391	0.042933	0.048355
20	0.008068	0.015346	0.022267	0.028948	0.035438	0.041762	0.047934	0.053968
25	0.008960	0.017035	0.024703	0.032097	0.039276	0.046267	0.053088	0.059751
30	0.009877	0.018771	0.027204	0.035330	0.043213	0.050888	0.058373	0.065683

Composition of Seawater and Ionic Strength at Various Salinities (Ref. 2)

Constituent	Expressed as molality			As grams per kilogram of seawater		
	$S = 30$	$S = 35$	$S = 40$	$S = 30$	$S = 35$	$S = 40$
Cl^-	0.482	0.562	0.650	16.58	19.33	22.36
Br^-	0.00074	0.00087	0.00100	0.057	0.067	0.078
F^-		0.00007			0.001	
SO_4^{2-}	0.0104	0.0114	0.0122	0.97	1.06	1.14
HCO_3^-	0.00131	0.00143	0.00100	0.078	0.085	0.059
NaSO_4^-	0.0085	0.0108	0.0139	0.98	1.25	1.60
KSO_4^-	0.00010	0.00012	0.00015	0.013	0.016	0.020
Na^+	0.405	0.472	0.544	9.03	10.53	12.13
K^+	0.00892	0.01039	0.01200	0.338	0.394	0.455
Mg^{2+}	0.0413	0.0483	0.0561	0.974	1.139	1.323
Ca^{2+}	0.00131	0.00143	0.00154	0.051	0.056	0.060
Sr^{2+}	0.00008	0.00009	0.00011	0.007	0.008	0.009
MgHCO_3^+	0.00028	0.00036	0.00045	0.023	0.030	0.037
MgSO_4	0.00498	0.00561	0.00614	0.582	0.655	0.717
CaSO_4	0.00102	0.00115	0.00126	0.135	0.152	0.166
NaHCO_3	0.00015	0.00020	0.00024	0.012	0.016	0.020
H_3BO_3	0.00032	0.00037	0.00042	0.019	0.022	0.025
Ionic strength	0.5736	0.6675	0.7701			

Freezing Point of Seawater in $^{\circ}\text{C}$ as a Function of Salinity and Pressure

P/dbar	$S = 0$	5	10	15	20	25	30	35	40
0	0.000	-0.274	-0.542	-0.812	-1.083	-1.358	-1.638	-1.922	-2.212
50	-0.038	-0.311	-0.580	-0.849	-1.121	-1.396	-1.676	-1.960	-2.250
100	-0.075	-0.349	-0.618	-0.887	-1.159	-1.434	-1.713	-1.998	-2.287
500	-0.377	-0.650	-0.919	-1.188	-1.460	-1.735	-2.014	-2.299	-2.589

ABUNDANCE OF ELEMENTS IN THE EARTH'S CRUST AND IN THE SEA

This table gives the estimated abundance of the elements in the continental crust (in mg/kg, equivalent to parts per million by mass) and in seawater near the surface (in mg/L). Values represent the median of reported measurements. The concentrations of the less abundant elements may vary with location by several orders of magnitude.

Element	Abundance	
	Crust mg/kg	Sea mg/L
Ac	5.5×10^{-10}	
Ag	7.5×10^{-2}	4×10^{-5}
Al	8.23×10^4	2×10^{-3}
Ar	3.5	4.5×10^{-1}
As	1.8	3.7×10^{-3}
Au	4×10^{-3}	4×10^{-6}
B	1.0×10^1	4.44
Ba	4.25×10^2	1.3×10^{-2}
Be	2.8	5.6×10^{-6}
Bi	8.5×10^{-3}	2×10^{-5}
Br	2.4	6.73×10^1
C	2.00×10^2	2.8×10^1
Ca	4.15×10^4	4.12×10^2
Cd	1.5×10^{-1}	1.1×10^{-4}
Ce	6.65×10^1	1.2×10^{-6}
Cl	1.45×10^2	1.94×10^4
Co	2.5×10^1	2×10^{-5}
Cr	1.02×10^2	3×10^{-4}
Cs	3	3×10^{-4}
Cu	6.0×10^1	2.5×10^{-4}
Dy	5.2	9.1×10^{-7}
Er	3.5	8.7×10^{-7}
Eu	2.0	1.3×10^{-7}
F	5.85×10^2	1.3
Fe	5.63×10^4	2×10^{-3}
Ga	1.9×10^1	3×10^{-5}
Gd	6.2	7×10^{-7}
Ge	1.5	5×10^{-5}
H	1.40×10^3	1.08×10^5
He	8×10^{-3}	7×10^{-6}
Hf	3.0	7×10^{-6}
Hg	8.5×10^{-2}	3×10^{-5}
Ho	1.3	2.2×10^{-7}
I	4.5×10^{-1}	6×10^{-2}
In	2.5×10^{-1}	2×10^{-2}
Ir	1×10^{-3}	
K	2.09×10^4	3.99×10^2
Kr	1×10^{-4}	2.1×10^{-4}
La	3.9×10^1	3.4×10^{-6}
Li	2.0×10^1	1.8×10^{-1}
Lu	8×10^{-1}	1.5×10^{-7}
Mg	2.33×10^4	1.29×10^3
Mn	9.50×10^2	2×10^{-4}
Mo	1.2	1×10^{-2}

References

1. Carmichael, R. S., Ed., *CRC Practical Handbook of Physical Properties of Rocks and Minerals*, CRC Press, Boca Raton, FL, 1989.
2. Bodek, I., et al., *Environmental Inorganic Chemistry*, Pergamon Press, New York, 1988.
3. Ronov, A. B., and Yaroshevsky, A. A., "Earth's Crust Geochemistry," in *Encyclopedia of Geochemistry and Environmental Sciences*, Fairbridge, R. W., Ed., Van Nostrand, New York, 1969.

Element	Abundance	
	Crust mg/kg	Sea mg/L
N	1.9×10^1	5×10^{-1}
Na	2.36×10^4	1.08×10^4
Nb	2.0×10^1	1×10^{-5}
Nd	4.15×10^1	2.8×10^{-6}
Ne	5×10^{-3}	1.2×10^{-4}
Ni	8.4×10^1	5.6×10^{-4}
O	4.61×10^5	8.57×10^5
Os	1.5×10^{-3}	
P	1.05×10^3	6×10^{-2}
Pa	1.4×10^{-6}	5×10^{-11}
Pb	1.4×10^1	3×10^{-5}
Pd	1.5×10^{-2}	
Po	2×10^{-10}	1.5×10^{-14}
Pr	9.2	6.4×10^{-7}
Pt	5×10^{-3}	
Ra	9×10^{-7}	8.9×10^{-11}
Rb	9.0×10^1	1.2×10^{-1}
Re	7×10^{-4}	4×10^{-6}
Rh	1×10^{-3}	
Rn	4×10^{-13}	6×10^{-16}
Ru	1×10^{-3}	7×10^{-7}
S	3.50×10^2	9.05×10^2
Sb	2×10^{-1}	2.4×10^{-4}
Sc	2.2×10^1	6×10^{-7}
Se	5×10^{-2}	2×10^{-4}
Si	2.82×10^5	2.2
Sm	7.05	4.5×10^{-7}
Sn	2.3	4×10^{-6}
Sr	3.70×10^2	7.9
Ta	2.0	2×10^{-6}
Tb	1.2	1.4×10^{-7}
Te	1×10^{-3}	
Th	9.6	1×10^{-6}
Ti	5.65×10^3	1×10^{-3}
Tl	8.5×10^{-1}	1.9×10^{-5}
Tm	5.2×10^{-1}	1.7×10^{-7}
U	2.7	3.2×10^{-3}
V	1.20×10^2	2.5×10^{-3}
W	1.25	1×10^{-4}
Xe	3×10^{-5}	5×10^{-5}
Y	3.3×10^1	1.3×10^{-5}
Yb	3.2	8.2×10^{-7}
Zn	7.0×10^1	4.9×10^{-3}
Zr	1.65×10^2	3×10^{-5}

SOLAR IRRADIANCE AT THE EARTH

The solar luminosity (total radiant power emitted by the Sun) is $3.86 \cdot 10^{26}$ W, of which about 1366 W m^{-2} (the solar irradiance or “solar constant”) reaches the top of the Earth’s atmosphere. To a zeroth approximation, the sun can be considered a black body with an effective temperature of 5780 K, which implies a peak in the radiation at around $0.520 \text{ }\mu\text{m}$ ($5200 \text{ }\text{\AA}$). The actual solar spectral emission is more complex, especially at ultraviolet and shorter wavelengths. The graph in Fig. 1, which was taken from Ref. 1, summarizes the solar irradiance at the top of the atmosphere in the range $0.3 \text{ }\mu\text{m}$ to $10 \text{ }\mu\text{m}$.

While the solar irradiance has been known for some time to undergo both long-term and short-term variations, accurate measurements have become possible only recently. Figure 2, which is taken from Ref. 4, shows the variation over the last 35 years.

References

1. Jursa, A. S., Ed., *Handbook of Geophysics and the Space Environment*, Air Force Geophysics Laboratory, 1985.
2. Pierce, A. K., and Allen, R. G., “The Solar Spectrum between 0.3 and $10 \text{ }\mu\text{m}$ ”, in *The Solar Output and Its Variation*, White, O. R., Ed., Colorado Associated University Press, Boulder, CO, 1977.
3. Lang, K. R., *Astrophysical Data. Planets and Stars*, Springer-Verlag, New York, 1992.
4. Hansen, J. E., and Sato, M., <www.columbia.edu/~mhs119/Solar>, 2011.
5. Frohlich, C., and Lean, J., *Astron. Astrophys. Rev.* 12, 273, 2004.

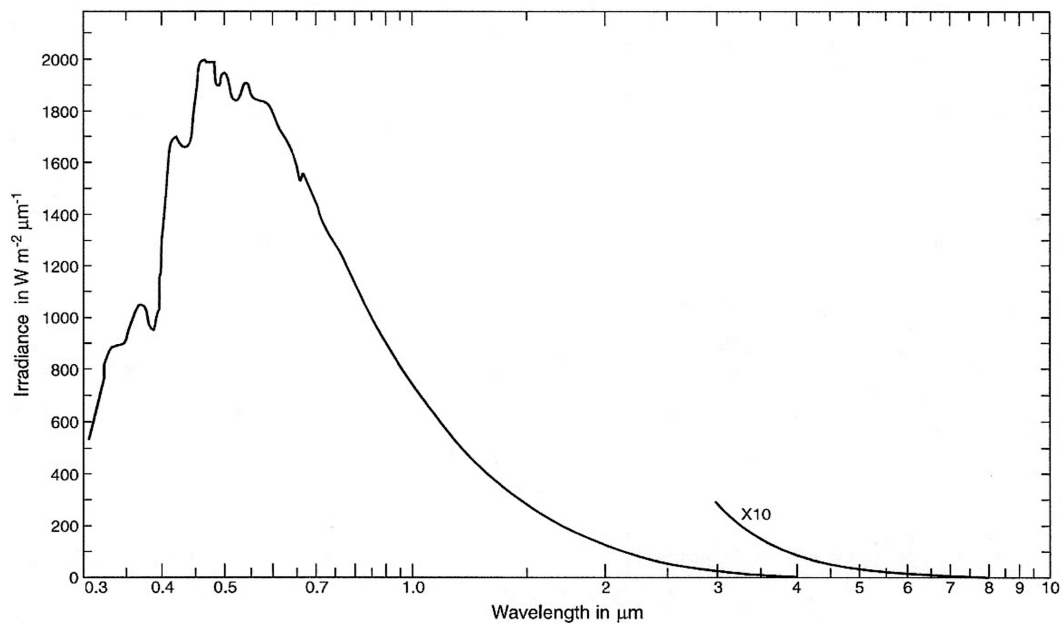


FIGURE 1. Wavelength dependence of solar irradiance.

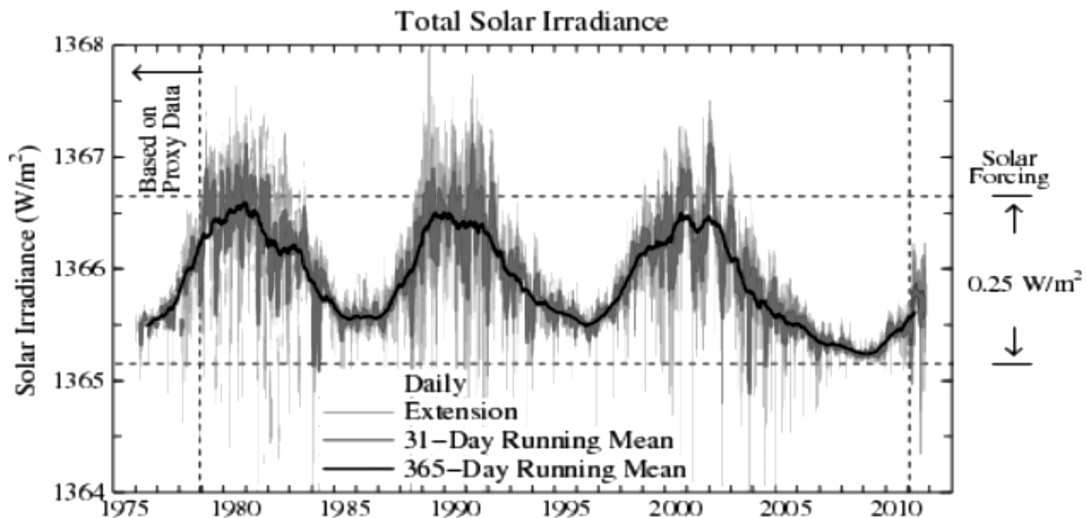


FIGURE 2. Variation of solar irradiance in the period 1976–2010.

U.S. STANDARD ATMOSPHERE (1976)

A Standard Atmosphere is a hypothetical vertical distribution of atmospheric temperature, pressure, and density that is roughly representative of year-round, midlatitude conditions. Typical uses are to serve as a basis for pressure altimeter calibrations, aircraft performance calculations, aircraft and rocket design, ballistic tables, meteorological diagrams, and various types of atmospheric modeling. The air is assumed to be dry and to obey the perfect gas law and the hydrostatic equation which, taken together, relate temperature, pressure, and density with vertical position. The atmosphere is considered to rotate with the Earth and to be an average over the diurnal cycle, the semiannual variation, and the range from active to quiet geomagnetic and sunspot conditions.

The U.S. Standard Atmosphere (1976) is an idealized, steady-state representation of mean annual conditions of the Earth's atmosphere from the surface to 1000 km at latitude 45° N, as it is assumed to exist during a period with moderate solar activity. The defining meteorological elements are sea-level temperature and pressure and a temperature-height profile to 1000 km. The 1976 Standard Atmosphere uses the following sea-level values that have been standard for many decades:

Temperature — 288.15 K (15 °C)
 Pressure — 101325 Pa (1013.25 mbar, 760 mm of Hg, or 29.92 in. of Hg)

Density — 1225 g/m³ (1.225 g/L)
 Mean molar mass — 28.964 g/mol

The parameters included in this condensed version of the U.S. Standard Atmosphere are:

Z — Height (geometric) above mean sea level in meters
 T — Temperature in kelvins
 P — Pressure in pascals (1 Pa = 0.01 millibars)
 ρ — Density in kilograms per cubic meter (1 kg/m³ = 1 g/L)
 n — Number density in molecules per cubic meter
 ν — Mean collision frequency in collisions per second
 l — Mean free path in meters
 η — Absolute viscosity in pascal seconds (1 Pa s = 1000 cP)
 k — Thermal conductivity in joules per meter second kelvin (W/m K)
 ν_s — Speed of sound in meters per second
 g — Acceleration of gravity in meters per second square

The sea-level composition (percent by volume) is taken to be:

N ₂ — 78.084%	He — 0.000524
O ₂ — 20.9476	Kr — 0.000114
Ar — 0.934	Xe — 0.0000087
CO ₂ — 0.0314	CH ₄ — 0.0002
Ne — 0.001818	H ₂ — 0.00005

The T and P columns for the troposphere and lower stratosphere were generated from the following formulas:

	T/K	P/Pa
$H \leq 11000 \text{ m}$	$288.15 - 0.0065 H$	$101325(288.15/T)^{-5.25577}$
$11000 \text{ m} < H \leq 20000 \text{ m}$	216.65	$22632 e^{-0.00015768832(H-11000)}$
$20000 \text{ m} < H \leq 32000 \text{ m}$	$216.65 + 0.0010(H-20000)$	$5474.87(216.65/T)^{34.16319}$

where $H = rZ/(r + Z)$ is the geopotential height in meters and r is the mean Earth radius at 45° N latitude, taken as 6356766 m. For altitudes up to 32 km, $\rho = 0.003483677(P/T)$ in the units used here. Formulas for the other quantities may be found in the references.

References

1. COESA, *U.S. Standard Atmosphere*, 1976, U.S. Government Printing Office, Washington, D.C., 1976.
2. Jursa, A. S., Ed., *Handbook of Geophysics and the Space Environment*, Air Force Geophysics Laboratory, 1985.

Z/m	T/K	P/Pa	$\rho/\text{kg m}^{-3}$	n/m^{-3}	v/s^{-1}	l/m	$\eta/\text{Pa s}$	$k/\text{W m}^{-1} \text{K}^{-1}$	$v_s/\text{m s}^{-1}$	$g/\text{m s}^{-2}$
-5000	320.68	1.778E+05	1.931	4.015E+25	1.151E+10	4.208E-08	1.942E-05	0.02788	359.0	9.822
-4500	317.42	1.685E+05	1.849	3.845E+25	1.096E+10	4.395E-08	1.927E-05	0.02763	357.2	9.830
-4000	314.17	1.596E+05	1.770	3.680E+25	1.044E+10	4.592E-08	1.912E-05	0.02738	355.3	9.819
-3500	310.91	1.511E+05	1.693	3.520E+25	9.933E+09	4.800E-08	1.897E-05	0.02713	353.5	9.818
-3000	307.66	1.430E+05	1.619	3.366E+25	9.448E+09	5.019E-08	1.882E-05	0.02688	351.6	9.816
-2500	304.41	1.352E+05	1.547	3.217E+25	8.982E+09	5.252E-08	1.867E-05	0.02663	349.8	9.814
-2000	301.15	1.278E+05	1.478	3.102E+25	8.623E+09	5.447E-08	1.852E-05	0.02638	347.9	9.813
-1500	297.90	1.207E+05	1.411	2.935E+25	8.106E+09	5.757E-08	1.836E-05	0.02613	346.0	9.811
-1000	294.65	1.139E+05	1.347	2.801E+25	7.693E+09	6.032E-08	1.821E-05	0.02587	344.1	9.810
-500	291.40	1.075E+05	1.285	2.672E+25	7.298E+09	6.324E-08	1.805E-05	0.02562	342.2	9.808
0	288.15	1.013E+05	1.225	2.547E+25	6.919E+09	6.633E-08	1.789E-05	0.02533	340.3	9.807
500	284.90	9.546E+04	1.167	2.427E+25	6.556E+09	6.961E-08	1.774E-05	0.02511	338.4	9.805
1000	281.65	8.988E+04	1.112	2.311E+25	6.208E+09	7.310E-08	1.758E-05	0.02485	336.4	9.804
1500	278.40	8.456E+04	1.058	2.200E+25	5.874E+09	7.680E-08	1.742E-05	0.02459	334.5	9.802
2000	275.15	7.950E+04	1.007	2.093E+25	5.555E+09	8.073E-08	1.726E-05	0.02433	332.5	9.801
2500	271.91	7.469E+04	0.957	1.990E+25	5.250E+09	8.491E-08	1.710E-05	0.02407	330.6	9.799
3000	268.66	7.012E+04	0.909	1.891E+25	4.959E+09	8.937E-08	1.694E-05	0.02381	328.6	9.797
3500	265.41	6.579E+04	0.863	1.795E+25	4.680E+09	9.411E-08	1.678E-05	0.02355	326.6	9.796
4000	262.17	6.166E+04	0.819	1.704E+25	4.414E+09	9.917E-08	1.661E-05	0.02329	324.6	9.794
4500	258.92	5.775E+04	0.777	1.616E+25	4.160E+09	1.046E-07	1.645E-05	0.02303	322.6	9.793
5000	255.68	5.405E+04	0.736	1.531E+25	3.918E+09	1.103E-07	1.628E-05	0.02277	320.6	9.791
5500	252.43	5.054E+04	0.697	1.450E+25	3.687E+09	1.165E-07	1.612E-05	0.02250	318.5	9.790
6000	249.19	4.722E+04	0.660	1.373E+25	3.467E+09	1.231E-07	1.595E-05	0.02224	316.5	9.788
6500	245.94	4.408E+04	0.664	1.299E+25	3.258E+09	1.302E-07	1.578E-05	0.02197	314.4	9.787
7000	242.70	4.111E+04	0.590	1.227E+25	3.058E+09	1.377E-07	1.561E-05	0.02170	312.3	9.785
7500	239.46	3.830E+04	0.557	1.159E+25	2.869E+09	1.458E-07	1.544E-05	0.02144	310.2	9.784
8000	236.22	3.565E+04	0.526	1.093E+25	2.689E+09	1.545E-07	1.527E-05	0.02117	308.1	9.782
8500	232.97	3.315E+04	0.496	1.031E+25	2.518E+09	1.639E-07	1.510E-05	0.02090	306.0	9.781
9000	229.73	3.080E+04	0.467	9.711E+24	2.356E+09	1.740E-07	1.493E-05	0.02063	303.9	9.779
9500	226.49	2.858E+04	0.440	9.141E+24	2.202E+09	1.848E-07	1.475E-05	0.02036	301.7	9.777
10000	223.25	2.650E+04	0.414	8.598E+24	2.056E+09	1.965E-07	1.458E-05	0.02009	299.5	9.776
10500	220.01	2.454E+04	0.389	8.079E+24	1.918E+09	2.091E-07	1.440E-05	0.01982	297.4	9.774
11000	216.77	2.270E+04	0.365	7.585E+24	1.787E+09	2.227E-07	1.422E-05	0.01954	295.2	9.773
11500	216.65	2.098E+04	0.337	7.016E+24	1.653E+09	2.408E-07	1.422E-05	0.01953	295.1	9.771
12000	216.65	1.940E+04	0.312	6.486E+24	1.528E+09	2.605E-07	1.422E-05	0.01953	295.1	9.770
12500	216.65	1.793E+04	0.288	5.996E+24	1.412E+09	2.818E-07	1.422E-05	0.01953	295.1	9.768
13000	216.65	1.658E+04	0.267	5.543E+24	1.306E+09	3.048E-07	1.422E-05	0.01953	295.1	9.767
13500	216.65	1.533E+04	0.246	5.124E+24	1.207E+09	3.297E-07	1.422E-05	0.01953	295.1	9.765
14000	216.65	1.417E+04	0.228	4.738E+24	1.116E+09	3.566E-07	1.422E-05	0.01953	295.1	9.764
14500	216.65	1.310E+04	0.211	4.380E+24	1.032E+09	3.857E-07	1.422E-05	0.01953	295.1	9.762
15000	216.65	1.211E+04	0.195	4.049E+24	9.538E+08	4.172E-07	1.422E-05	0.01953	295.1	9.761
16000	216.65	1.035E+04	0.166	3.461E+24	8.153E+08	4.881E-07	1.422E-05	0.01953	295.1	9.758
17000	216.65	8.850E+03	0.142	2.959E+24	6.969E+08	5.710E-07	1.422E-05	0.01953	295.1	9.754
18000	216.65	7.565E+03	0.122	2.529E+24	5.958E+08	6.680E-07	1.422E-05	0.01953	295.1	9.751
19000	216.65	6.467E+03	0.104	2.162E+24	5.093E+08	7.814E-07	1.422E-05	0.01953	295.1	9.748
20000	216.65	5.529E+03	8.891E-02	1.849E+24	4.354E+08	9.139E-07	1.422E-05	0.01953	295.1	9.745
21000	217.58	4.729E+03	7.572E-02	1.574E+24	3.716E+08	1.073E-06	1.427E-05	0.01961	295.1	9.742
22000	218.57	4.048E+03	6.451E-02	1.341E+24	3.173E+08	1.260E-06	1.432E-05	0.01970	296.4	9.739
23000	219.57	3.467E+03	5.501E-02	1.144E+24	2.712E+08	1.477E-06	1.438E-05	0.01978	297.1	9.736
24000	220.56	2.972E+03	4.694E-02	9.759E+23	2.319E+08	1.731E-06	1.443E-05	0.01986	297.7	9.733
25000	221.55	2.549E+03	4.008E-02	8.334E+23	1.985E+08	2.027E-06	1.448E-05	0.01995	298.4	9.730
26000	222.54	2.188E+03	3.426E-02	7.123E+23	1.700E+08	2.372E-06	1.454E-05	0.02003	299.1	9.727
27000	223.54	1.880E+03	2.930E-02	6.092E+23	1.458E+08	2.773E-06	1.459E-05	0.02011	299.7	9.724
28000	224.53	1.610E+03	2.508E-02	5.214E+23	1.250E+08	3.240E-06	1.465E-05	0.02020	300.4	9.721
29000	225.52	1.390E+03	2.148E-02	4.466E+23	1.073E+08	3.783E-06	1.470E-05	0.02028	301.1	9.718
30000	226.51	1.197E+03	1.841E-02	3.828E+23	9.219E+07	4.414E-06	1.475E-05	0.02036	301.7	9.715
31000	227.50	1.031E+03	1.579E-02	3.283E+23	7.925E+07	5.146E-06	1.481E-05	0.02044	302.4	9.712
32000	228.49	8.891E+02	1.356E-02	2.813E+23	6.818E+07	5.995E-06	1.486E-05	0.02053	303.0	9.709
33000	230.97	7.673E+02	1.157E-02	2.406E+23	5.852E+07	7.021E-06	1.499E-05	0.02073	304.7	9.706
34000	233.74	6.634E+02	9.887E-03	2.056E+23	5.030E+07	8.218E-06	1.514E-05	0.02096	306.5	9.703
35000	236.51	5.746E+02	8.463E-03	1.760E+23	4.331E+07	9.601E-06	1.529E-05	0.02119	308.3	9.700

Z/m	T/K	P/Pa	$\rho/\text{kg m}^{-3}$	n/m^{-3}	v/s^{-1}	l/m	$\eta/\text{Pa s}$	$k/\text{W m}^{-1} \text{K}^{-1}$	$v_s/\text{m s}^{-1}$	$g/\text{m s}^{-2}$
36000	239.28	4.985E+02	7.258E-03	1.509E+23	3.736E+07	1.120E-05	1.543E-05	0.02142	310.1	9.697
38000	244.82	3.771E+02	5.367E-03	1.116E+23	2.794E+07	1.514E-05	1.572E-05	0.02188	313.7	9.690
40000	250.35	2.871E+02	3.996E-03	8.308E+22	2.104E+07	2.034E-05	1.601E-05	0.02233	317.2	9.684
42000	255.88	2.200E+02	2.995E-03	6.227E+22	1.594E+07	2.713E-05	1.629E-05	0.02278	320.7	9.678
44000	261.40	1.695E+02	2.259E-03	4.697E+22	1.215E+07	3.597E-05	1.657E-05	0.02323	324.1	9.672
46000	266.93	1.313E+02	1.714E-03	3.564E+22	9.318E+06	4.740E-05	1.685E-05	0.02376	327.5	9.666
48000	270.65	1.023E+02	1.317E-03	2.738E+22	7.208E+06	6.171E-05	1.704E-05	0.02397	329.8	9.660
50000	270.65	7.978E+01	1.027E-03	2.135E+22	5.620E+06	7.913E-05	1.703E-05	0.02397	329.8	9.654
52000	269.03	6.221E+01	8.056E-04	1.675E+22	4.397E+06	1.009E-04	1.696E-05	0.02384	328.8	9.648
54000	263.52	4.834E+01	6.390E-04	1.329E+22	3.452E+06	1.272E-04	1.660E-05	0.02340	325.4	9.642
56000	258.02	3.736E+01	5.045E-04	1.049E+22	2.696E+06	1.611E-04	1.640E-05	0.02296	322.0	9.636
58000	252.52	2.872E+01	3.963E-04	8.239E+21	2.095E+06	2.051E-04	1.612E-05	0.02251	318.6	9.632
60000	247.02	2.196E+01	3.097E-04	6.439E+21	1.620E+06	2.624E-04	1.584E-05	0.02206	315.1	9.624
65000	233.29	1.093E+01	1.632E-04	3.393E+21	8.294E+05	4.979E-04	1.512E-05	0.02093	306.2	9.609
70000	219.59	5.221	8.283E-05	1.722E+21	4.084E+05	9.810E-04	1.438E-05	0.01978	297.1	9.594
75000	208.40	2.388	3.992E-05	8.300E+20	1.918E+05	2.035E-03	1.376E-05	0.01883	289.4	9.579
80000	198.64	1.052	1.846E-05	3.838E+20	8.656E+04	4.402E-03	1.321E-05	0.01800	282.5	9.564
85000	188.89	4.457E-01	8.220E-06	1.709E+20	3.766E+04	9.886E-03	1.265E-05	0.01716	275.5	9.550
90000	186.87	1.836E-01	3.416E-06	7.116E+19	1.560E+04	2.370E-02				9.535
95000	188.42	7.597E-02	1.393E-06	2.920E+19	6.440E+03	5.790E-02				9.520
100000	195.08	3.201E-02	5.604E-07	1.189E+19	2.680E+03	1.420E-01				9.505
110000	240.00	7.104E-03	9.708E-08	2.144E+18	5.480E+02	7.880E-01				9.476
120000	360.00	2.538E-03	2.222E-08	5.107E+17	1.630E+02	3.310				9.447
130000	469.27	1.251E-03	8.152E-09	1.930E+17	7.100E+01	8.800				9.418
140000	559.63	7.203E-04	3.831E-09	9.322E+16	3.800E+01	1.800E+01				9.389
150000	634.39	4.542E-04	2.076E-09	5.186E+16	2.300E+01	3.300E+01				9.360
160000	696.29	3.040E-04	1.233E-09	3.162E+16	1.500E+01	5.300E+01				9.331
170000	747.57	2.121E-04	7.815E-10	2.055E+16	1.000E+01	8.200E+01				9.302
180000	790.07	1.527E-04	5.194E-10	1.400E+16	7.200	1.200E+02				9.274
190000	825.16	1.127E-04	3.581E-10	9.887E+15	5.200	1.700E+02				9.246
200000	854.56	8.474E-05	2.541E-10	7.182E+15	3.900	2.400E+02				9.218
220000	899.01	5.015E-05	1.367E-10	4.040E+15	2.300	4.200E+02				9.162
240000	929.73	3.106E-05	7.858E-11	2.420E+15	1.400	7.000E+02				9.106
260000	950.99	1.989E-05	4.742E-11	1.515E+15	9.300E-01	1.100E+03				9.051
280000	965.75	1.308E-05	2.971E-11	9.807E+14	6.100E-01	1.700E+03				8.997
300000	976.01	8.770E-06	1.916E-11	6.509E+14	4.200E-01	2.600E+03				8.943
320000	983.16	5.980E-06	1.264E-11	4.405E+14	2.900E-01	3.800E+03				8.889
340000	988.15	4.132E-06	8.503E-12	3.029E+14	2.000E-01	5.600E+03				8.836
360000	991.65	2.888E-06	5.805E-12	2.109E+14	1.400E-01	8.000E+03				8.784
380000	994.10	2.038E-06	4.013E-12	1.485E+14	1.000E-01	1.100E+04				8.732
400000	995.83	1.452E-06	2.803E-12	1.056E+14	7.200E-02	1.600E+04				8.680
450000	998.22	6.447E-07	1.184E-12	4.678E+13	3.300E-02	3.600E+04				8.553
500000	999.24	3.024E-07	5.215E-13	2.192E+13	1.600E-02	7.700E+04				8.429
550000	999.67	1.514E-07	2.384E-13	1.097E+13	8.400E-03	1.500E+05				8.307
600000	999.85	8.213E-08	1.137E-13	5.950E+12	4.800E-03	2.800E+05				8.188
650000	999.93	4.887E-08	5.712E-14	3.540E+12	3.100E-03	4.800E+05				8.072
700000	999.97	3.191E-08	3.070E-14	2.311E+12	2.200E-03	7.300E+05				7.958
750000	999.98	2.260E-08	1.788E-14	1.637E+12	1.700E-03	1.000E+06				7.846
800000	999.99	1.704E-08	1.136E-14	1.234E+12	1.400E-03	1.400E+06				7.737
850000	1000.00	1.342E-08	7.824E-15	9.717E+11	1.200E-03	1.700E+06				7.630
900000	1000.00	1.087E-08	5.759E-15	7.876E+11	1.000E-03	2.100E+06				7.525
950000	1000.00	8.982E-09	4.453E-15	6.505E+11	8.700E-04	2.600E+06				7.422
1000000	1000.00	7.514E-09	3.561E-15	5.442E+11	7.500E-04	3.100E+06				7.322

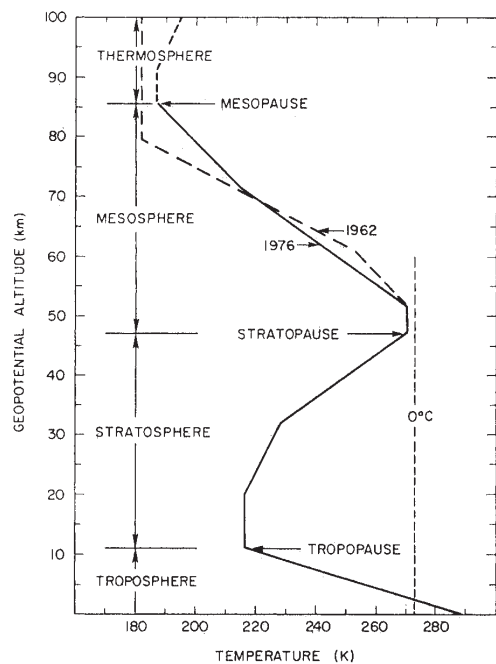


FIGURE 1. Temperature-height profile for U.S. Standard Atmosphere.

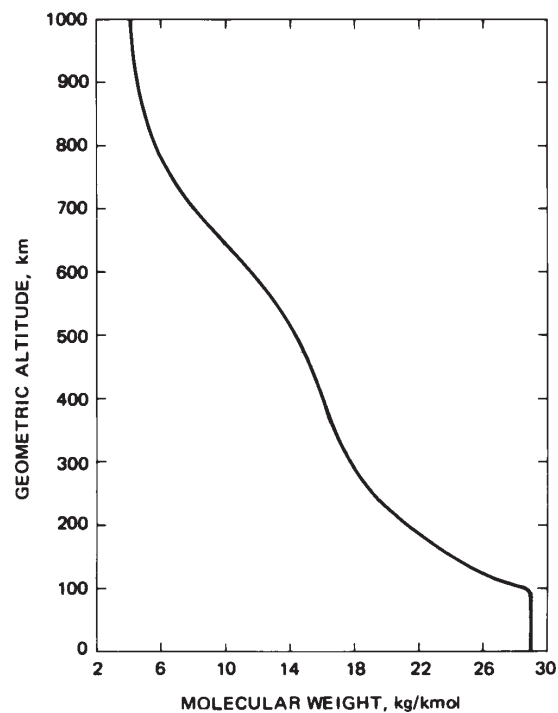


FIGURE 3. Mean molecular weight as a function of geometric altitude.

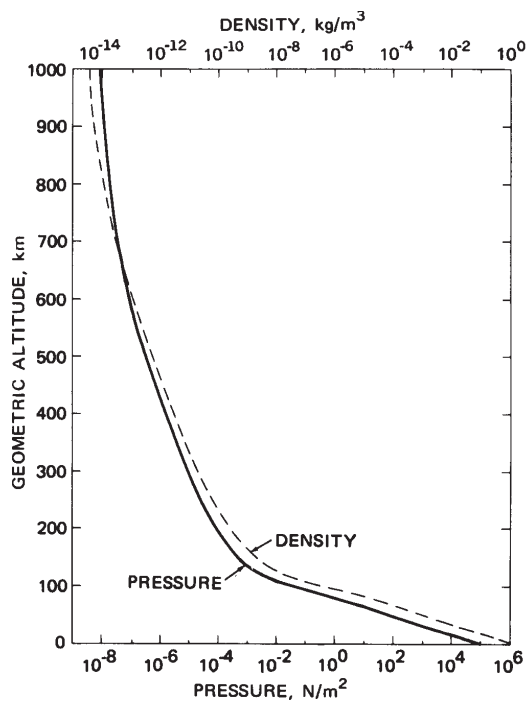


FIGURE 2. Total pressure and mass density as a function of geometric altitude.

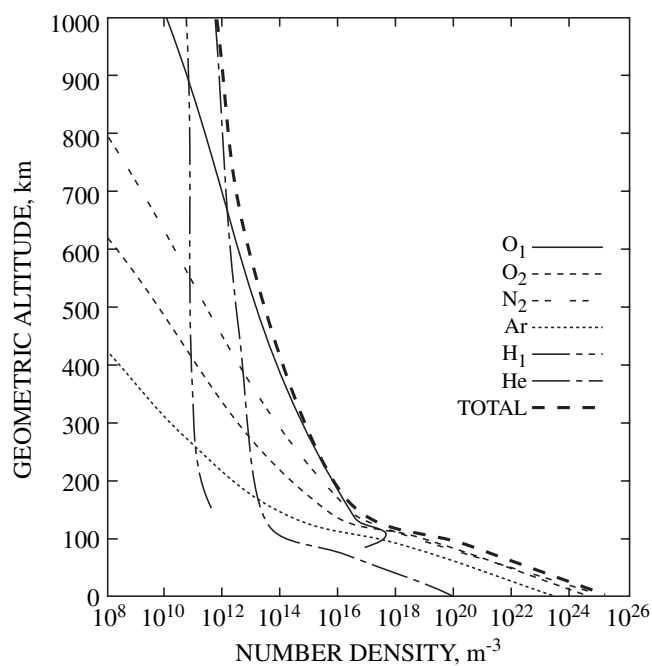


FIGURE 4. Number density of individual species and total number density as a function of geometric altitude.

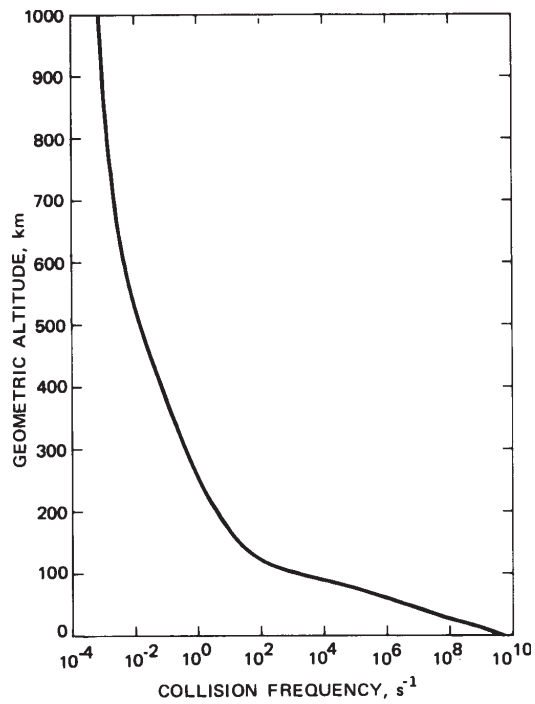


FIGURE 5. Collision frequency as a function of geometric altitude.

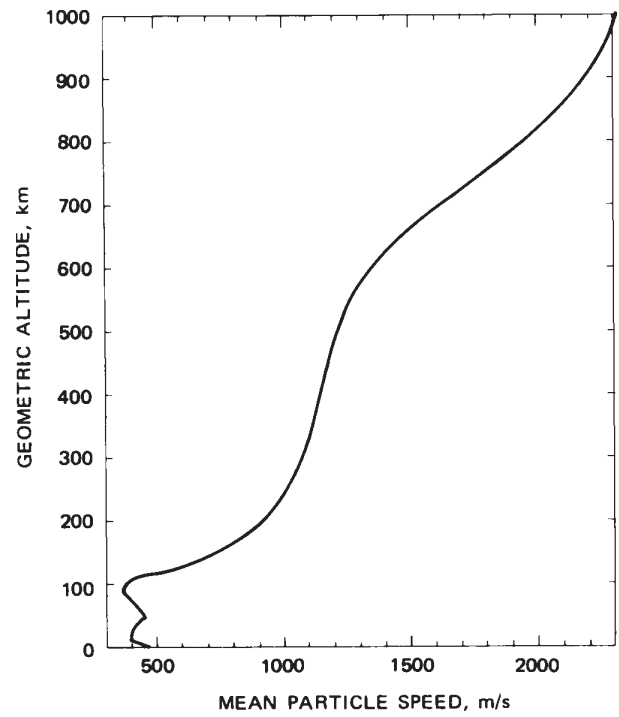


FIGURE 7. Mean air-particle speed as a function of geometric altitude.

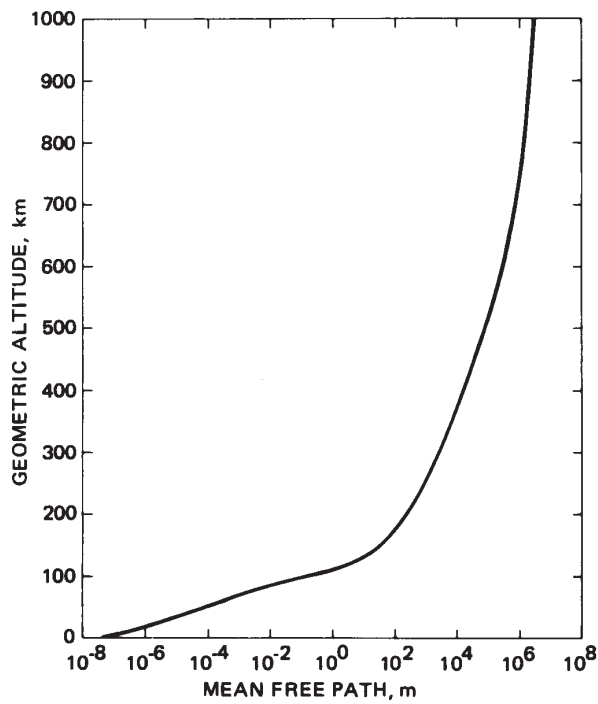


FIGURE 6. Mean free path as a function of geometric altitude.

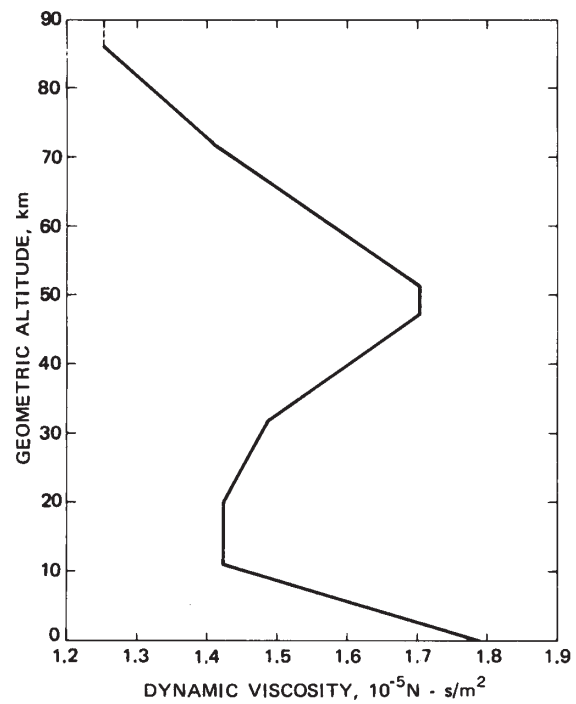


FIGURE 8. Dynamic viscosity as a function of geometric altitude.

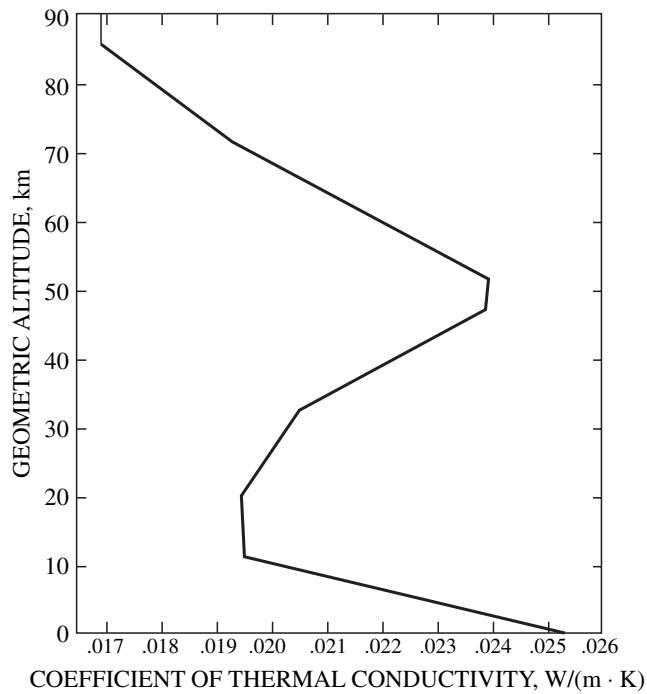


FIGURE 9. Coefficient of thermal conductivity as a function of geometric altitude.

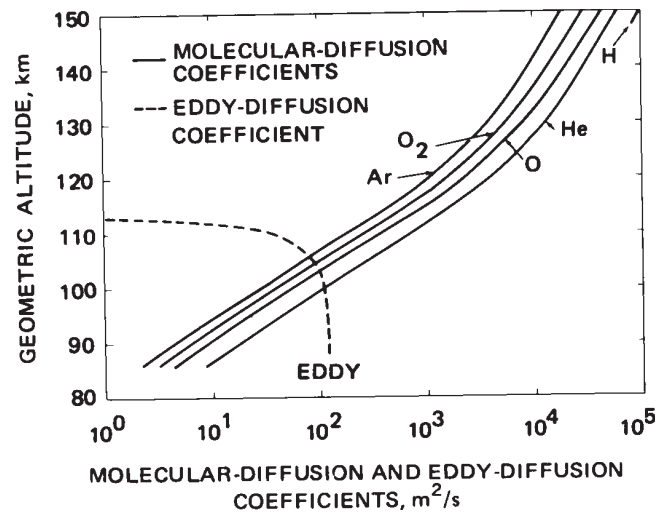


FIGURE 11. Molecular-diffusion and eddy-diffusion coefficients as a function of geometric altitude.

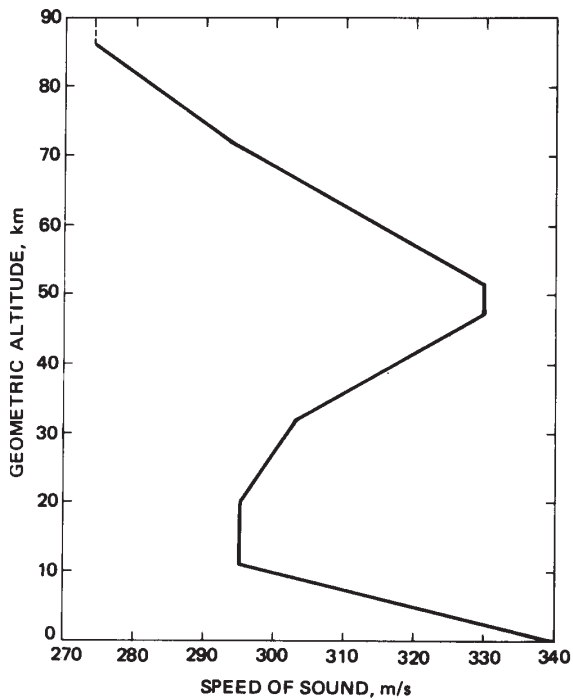


FIGURE 10. Speed of sound as a function of geometric altitude.

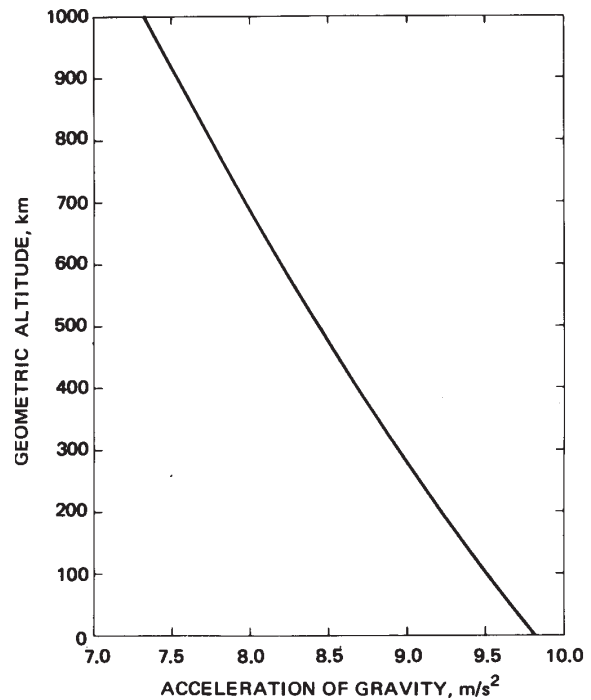


FIGURE 12. Acceleration of gravity as a function of geometric altitude.

GEOGRAPHICAL AND SEASONAL VARIATIONS IN SOLAR RADIATION

This table gives the amount of solar radiation reaching a unit area at the top of the Earth's atmosphere per day as a function of latitude and approximate date. It is based upon a solar constant (total energy per unit area at the Earth's average orbital distance) of 1373 W/m². Absorption of radiation by the atmosphere is not taken into consideration.

Reference

List, R. J., *Smithsonian Meteorological Tables, Seventh Edition*, Smithsonian Institution Press, Washington, D.C., 1962.

Daily Solar Radiation in MJ/m ²								
Lat.	Mar. 21	Apr. 13	May 6	May 29	Jun. 2	Jul. 15	Aug. 8	Aug. 31
90°		18.0	32.8	42.4	45.7	42.2	32.5	17.7
80	6.6	18.0	32.3	41.8	45.0	41.6	32.0	17.7
70	13.0	22.3	31.8	39.9	43.0	39.7	31.5	22.0
60	19.0	27.0	34.4	39.7	41.6	39.4	34.0	26.7
50	24.4	31.1	36.8	40.7	42.0	40.5	36.5	30.8
40	29.1	34.3	38.6	41.3	42.1	41.1	38.3	33.9
30	32.9	36.7	39.4	41.1	41.4	40.8	39.1	36.3
20	35.7	38.0	39.2	39.7	39.7	39.5	38.9	37.5
10	37.4	38.1	37.9	37.4	37.1	37.2	37.6	37.7
0	38.0	37.1	35.5	34.1	33.5	34.0	35.2	36.6
-10	37.4	35.0	32.3	30.0	29.2	29.9	32.0	34.6
-20	35.7	31.8	28.0	25.2	24.1	25.1	27.8	31.5
-30	32.9	27.8	23.1	19.7	18.5	19.7	22.8	27.4
-40	29.1	22.8	17.5	14.0	12.6	13.9	17.4	22.6
-50	24.4	17.3	11.7	8.2	7.0	8.2	11.6	17.2
-60	19.0	11.4	5.9	2.9	2.0	2.9	5.9	11.3
-70	13.0	5.4	1.0				1.0	5.3
-80	6.6	0.3						0.3
-90								

Lat.	Sep. 23	Oct. 16	Nov. 8	Nov. 30	Dec. 22	Jan. 13	Feb. 4	Feb. 26
90°								
80	6.5	0.3						0.3
70	12.9	5.5	1.0				1.0	5.6
60	18.8	11.6	6.2	3.1	2.1	3.1	6.2	11.7
50	24.1	17.6	12.1	8.7	7.5	8.7	12.3	17.8
40	28.7	23.1	18.2	14.8	13.5	14.9	18.4	23.5
30	32.5	28.2	23.9	20.9	19.8	21.0	24.1	28.4
20	35.3	32.3	29.1	26.6	25.7	26.7	29.3	32.7
10	37.0	35.5	33.5	31.8	31.1	31.9	33.8	35.9
0	37.6	37.6	36.9	36.1	35.8	36.3	37.3	38.0
-10	37.0	38.6	39.4	39.5	39.6	39.7	39.7	39.1
-20	35.3	38.5	40.7	42.0	42.4	42.2	41.1	39.0
-30	32.5	37.2	40.9	43.3	44.2	43.5	41.3	37.7
-40	28.7	34.8	40.1	43.6	45.0	43.8	40.5	35.2
-50	24.1	31.5	38.3	43.1	44.8	43.2	38.6	31.9
-60	18.8	27.3	35.7	41.9	44.4	42.1	36.0	27.7
-70	12.9	22.6	33.0	42.2	45.9	42.4	33.3	22.9
-80	6.5	18.2	33.5	44.2	48.1	44.4	33.8	18.4
-90		18.2	34.0	44.8	48.8	45.1	34.4	18.4

MAJOR WORLD EARTHQUAKES

The United States Geological Survey maintains a database of historic earthquakes throughout the world (Reference 1). The table below is extracted from that database; it includes about 300 major earthquakes, based upon the magnitude and the degree of destruction. All recorded earthquakes of magnitude 7.5 or greater are listed, even if the fatalities are unknown or small. The death toll is often a rough estimate; in many cases the true toll could be much greater. More details on the exact location and degree of destruction can be found in References 2 and 3.

The magnitude is given on the Richter scale, which was developed in 1935 by Charles F. Richter of the California Institute of Technology as a mathematical device to compare the size of earthquakes. The magnitude of an earthquake is measured by the logarithm of the amplitude of waves recorded by seismographs. Adjustments are included for the variation in the distance between the various seismographs and the epicenter of the earthquake. On

the Richter Scale, magnitude is expressed in whole numbers and decimal fractions, e.g. 6.3. Because of the logarithmic basis of the scale, each whole number increase in magnitude represents a ten-fold increase in measured amplitude; as an estimate of energy, each whole number step in the magnitude scale corresponds to the release of about 31 times more energy than the amount associated with the preceding whole number value.

References

1. Historic Worldwide Earthquakes, <http://earthquake.usgs.gov/regional/world/historical.php>.
2. Most Destructive Known Earthquakes on Record in the World, http://earthquake.usgs.gov/regional/world/most_destructive.php.
3. Earthquakes with 1,000 or More Deaths since 1900, http://earthquake.usgs.gov/regional/world/world_deaths.php.

Date	Location	Magnitude	Fatalities	Date	Location	Magnitude	Fatalities
856/12/22	Damghan, Iran		200,000	1886/09/01	Charleston, South Carolina	7.3	60
893/03/23	Ardabil, Iran		150,000	1887/05/03	Northern Sonora, Mexico	7.4	51
1138/08/09	Aleppo, Syria		230,000	1891/10/27	Mino-Owari, Japan	8.0	
1268	Silicia, Asia Minor		60,000	1892/02/24	Imperial Valley, California	7.8	
1290/09/27	Chihli, China		100,000	1896/06/15	Sanriku, Japan	8.5	28,000
1556/01/23	Shensi, China	8.0	830,000	1897/06/12	Assam, India	8.3	1,500
1619/02/14	Trujillo, Peru	7.7	350	1899/09/04	Cape Yakataga, Alaska	7.9	
1667/11	Shemakha, Caucasia		80,000	1899/09/10	Yakutat Bay, Alaska	8.0	
1668/08/17	Anatolia, Turkey	8.0		1900/10/09	Kodiak Island, Alaska	7.7	
1687/10/20	Lima, Peru	8.5		1902/04/19	Quezaltenango and San Marcos, Guatemala	7.5	2,000
1693/01/11	Sicily, Italy	7.5	60,000	1902/12/16	Eastern Uzbekistan (Turkestan)	6.4	4,700
1700/01/26	Cascadia Subduction Zone (Oregon to British Columbia)	9.0		1903/04/28	Malazgirt, Turkey	7.0	3,500
1727/11/18	Tabriz, Iran		77,000	1903/05/28	Gole, Turkey (Ottoman Empire)	5.8	1,000
1730/07/08	Valparasio, Chile	8.7		1903/08/11	Southern Greece	8.3	
1755/11/01	Lisbon, Portugal	8.7	70,000	1905/04/04	Kangra, India	7.5	19,000
1783/02/04	Calabria, Italy		50,000	1905/07/09	Mongolia	8.4	
1787/05/02	Puerto Rico	8.0		1905/09/08	Calabria, Italy	7.9	557
1811/12/16	New Madrid Region, Missouri	8.1		1906/01/31	Off the Coast of Esmeraldas, Ecuador	8.8	1,000
1812/02/07	New Madrid Region, Missouri	8.0		1906/03/16	Chia-i, Taiwan	6.8	1,250
1812/03/26	Caracas, Venezuela	7.7		1906/04/18	San Francisco, California	7.8	3,000
1812/12/08	Southwest of San Bernardino County, California	6.9	40	1906/08/17	Valparaiso, Chile	8.2	20,000
1812/12/21	West of Ventura, California	7.1	1	1907/01/14	Kingston, Jamaica	6.5	800-1,000
1821/07/10	Camana, Peru	8.2	162	1907/04/15	Guerrero, Mexico	7.7	
1835/02/20	Concepcion, Chile	8.2	500	1907/10/21	Qaratog, Tajikistan, Russia	8.0	12,000
1843/02/08	Leeward Islands	8.3		1908/12/12	Off the Coast of Central Peru	8.2	
1855/01/23	Wellington, New Zealand	8.0	4	1908/12/28	Messina, Italy	7.2	72,000
1857/01/09	Fort Tejon, California	7.9	1	1909/01/23	Silakhor, Iran (Persia)	7.3	5,000-6,000
1868/04/03	Ka'u District, Island of Hawaii	7.9	77	1910/04/12	Taiwan region	7.6	
1868/08/13	Arica, Peru (now Chile)	9.0	400	1911/01/03	Chong-Kemin, Kyrgyzstan	7.8	450
1872/03/26	Owens Valley, California	7.4	27	1911/02/18	Sarez, Tajikistan	7.4	90
1877/05/10	Offshore Tarapaca, Chile	8.3	34	1911/06/07	Off Guerrero, Mexico	7.7	45
				1912/08/09	Murefte, Turkey (Ottoman Empire)	7.8	2,800

Date	Location	Magnitude	Fatalities	Date	Location	Magnitude	Fatalities
1914/10/03	Burdur, Turkey (Ottoman Empire)	7.0	4,000	1943/11/26	Ladik, Turkey	7.6	4,000
1915/01/13	Avezzano, Italy	7.0	32,610	1944/01/15	San Juan, Argentina	7.4	8,000
1917/01/20	Bali, Indonesia		1,500	1944/02/01	Gerede, Turkey	7.4	2,790
1917/07/30	Daguan, Yunnan, China	7.5	1,800	1944/12/07	Tonankai, Japan	8.1	998
1918/02/13	Nan'ao, Guangdong, (Kwangtung), China	7.3	1,000	1945/01/12	Mikawa, Japan	7.1	1,961
1918/10/11	Mona Passage	7.5	116	1945/11/27	Makran Coast, Pakistan	8.0	4,000
1920/06/05	Taiwan region	8.0		1946/04/01	Unimak Island, Alaska	8.1	165
1920/12/16	Haiyuan, Ningxia, China	7.8	200,000	1946/05/31	Ustukran, Turkey	5.9	840-1,300
1922/11/11	Chile-Argentina Border	8.5	100	1946/08/04	Samana, Dominican Republic	8.0	100
1923/02/03	Kamchatka Peninsula	8.5		1946/11/10	Ancash, Peru	7.3	1,400
1923/03/24	Near Luhuo, Sichuan, China	7.3	3,500	1946/12/20	Nankaido, Japan	8.1	1,362
1923/05/25	Torbat-e Heydariyeh, Iran	5.7	2,200	1947/11/01	Satipo, Peru	7.3	233
1923/09/01	Kanto (Kwanto), Japan	7.9	142,800	1948/05/11	Moquegua, Peru	7.4	70
1925/03/16	Yunnan, China	7.1	5,800	1948/05/25	Sichuan, China	7.3	800
1927/03/07	Tango, Japan	7.6	3,020	1948/06/28	Fukui, Japan	7.3	3,769
1927/05/22	Tsinghai (Kansu), China	7.6	40,900	1948/10/05	Ashgabat, Turkmenistan	7.3	110,000
1928/12/01	Talca, Chile	7.6	225	1949/04/13	Puget Sound, Washington	7.1	8
1929/03/07	Fox Islands, Aleutian Islands, Alaska	7.8		1949/07/10	Khait, Tajikistan	7.5	12,000
1929/05/01	Koppeh Dagh, Iran (Persia)	7.4	3,800	1949/08/05	Ambato, Ecuador	6.8	5,050
1930/05/06	Salmas, Iran (Persia)	7.2	2,500	1949/08/22	Queen Charlotte Islands, British Columbia, Canada	8.1	
1930/07/23	Irpinia, Italy	6.5	1,400	1950/08/15	Assam — Tibet	8.6	1,526
1931/01/15	Oaxaca, Mexico	7.8	114	1951/08/02	Cosiguina, Nicaragua	5.8	1,000
1931/02/02	Hawke's Bay, New Zealand	7.9	256	1952/07/21	Kern County, California	7.3	12
1931/03/31	Managua, Nicaragua	6.0	2,500	1952/11/04	Kamchatka Peninsula	9.0	
1931/04/27	Zangezur Mountains, Armenia — Azerbaijan border	5.7	2,800	1953/02/12	Torud, Iran	6.5	970
1931/08/10	Xinjiang, China	8.0	10,000	1953/03/18	Yenice-Gonen, Turkey	7.3	1,070
1932/06/03	Jalisco, Mexico	8.1	45	1953/08/12	Kefallinia, Greece	7.1	455
1932/06/18	Colima, Mexico	7.8		1953/12/12	Tumbes, Peru	7.4	7
1932/12/25	Gansu, China	7.6	275	1954/03/29	Spain	7.9	
1933/03/02	Sanriku, Japan	8.4	3,000	1954/04/30	Greece	7.1	31
1933/03/11	Long Beach, California	6.4	115	1954/09/09	Orleansville, Algeria	6.8	1,250
1933/08/25	Sichuan, China	7.4	9,300	1957/03/09	Andreanof Islands, Alaska	8.6	
1934/01/15	Bihar, India — Nepal	8.1	10,700	1957/04/25	Fethiye, Turkey	7.1	15
1935/04/20	Taiwan (Formosa)	7.1	3,270	1957/05/26	Bolu Province, Turkey	7.1	66
1935/05/30	Quetta, Pakistan	7.5	30,000	1957/06/27	Stanovoy Mountains, Russia (USSR)	7.6	1,200
1935/07/16	Taiwan (Formosa)	6.5	2,740	1957/07/02	Mazandaran, Iran	7.1	1,200
1938/02/01	Banda Sea, Indonesia	8.5		1957/07/28	Guerrero, Mexico	7.9	68
1938/11/10	Shumagin Islands, Alaska	8.2		1957/12/04	Gobi-Altay, Mongolia	8.1	30
1939/01/25	Chillan, Chile	7.8	28,000	1957/12/13	Sahneh, Iran	7.1	1,130
1939/12/26	Erzincan, Turkey	7.8	32,700	1958/01/15	Arequipa, Peru	7.3	26
1940/05/19	Imperial Valley, California	7.1	9	1958/07/10	Lituya Bay, Alaska	7.7	5
1940/05/24	Callao, Peru	8.2	249	1958/11/06	Kuril Islands	8.3	
1940/11/10	Vrancea, Romania	7.3	1,000	1959/04/26	Taiwan region	7.5	2
1942/08/06	Guatemala	7.9	38	1959/08/18	Hebgen Lake, Montana	7.3	28
1942/08/24	Off the coast of central Peru	8.2	30	1960/01/13	Arequipa, Peru	7.5	57
1942/11/26	Turkey	7.6		1960/02/29	Agadir, Morocco	5.7	12,000-15,000
1942/12/20	Erbaa, Turkey	7.3	1,100	1960/05/21	Arauco Peninsula, Chile	7.9	
1943/04/06	Illapel — Salamanca, Chile	8.2	25	1960/05/22	Chile (off coast)	9.5	1,655
1943/09/10	Tottori, Japan	7.4	1,190	1962/05/11	Guerrero, Mexico	7.0	4
				1962/05/19	Guerrero, Mexico	7.1	3
				1962/09/01	Qazvin, Iran	7.1	12,225
				1963/07/26	Skopje, Macedonia	6.0	1,100

Date	Location	Magnitude	Fatalities	Date	Location	Magnitude	Fatalities
1963/10/13	Kuril Islands	8.5		1981/02/24	Greece	6.8	3,000
1964/03/28	Prince William Sound, Alaska	9.2	128	1981/06/11	Southern Iran	6.9	3,000
1964/06/16	Niigata, Japan	7.5	26	1981/07/28	Southern Iran	7.3	1,500
1964/10/06	Western Turkey	7.0	36	1982/12/13	Yemen	6.0	2,800
1965/01/24	Sanana, Indonesia (Ceram Sea)	7.6	71	1983/10/30	Erzurum Province, Turkey	6.9	1,342
1965/02/04	Rat Islands, Alaska	8.7		1985/03/03	Offshore Valparaiso, Chile	7.8	177
1965/03/14	Hindu Kush, Afghanistan	7.8		1985/09/19	Michoacan, Mexico	8.0	9,500
1965/03/28	La Ligua, Chile	7.4	400	1986/05/07	Andreanof Islands, Alaska	7.9	
1965/03/31	Central Greece	7.1	6	1986/10/10	El Salvador	5.5	1,000
1965/08/23	Oaxaca, Mexico	7.3	6	1987/03/06	Colombia-Ecuador	7.0	1,000
1966/03/07	Hebei, China	7.0	1,000	1987/11/30	Gulf of Alaska	7.8	
1966/03/22	Hebei, China	6.9	1,000	1988/03/06	Gulf of Alaska	7.7	
1966/08/19	Varto, Turkey	6.8	2,529	1988/08/20	Nepal-India border region	6.8	1,000
1966/10/17	Near the Coast of Peru	8.1	125	1988/12/07	Spitak, Armenia	6.8	25,000
1967/07/22	Mudurnu Valley, Turkey	7.3	173	1989/10/18	Loma Prieta, California	6.9	63
1968/05/23	Inangahua, New Zealand	7.1	2	1990/06/20	Western Iran	7.4	50,000
1968/08/02	Oaxaca, Mexico	7.1	18	1990/07/16	Luzon, Philippine Islands	7.7	1,621
1968/08/31	Dasht-e Bayaz, Iran	7.3	12,000	1991/04/22	Costa Rica	7.6	47
1969/02/28	Portugal-Morocco area	7.8	13	1991/10/19	Northern India	6.8	2,000
1969/07/25	Guangdong, China	5.9	3,000	1992/09/02	Nicaragua	7.6	116
1970/01/04	Yunnan Province, China	7.5	10,000	1992/12/12	Flores Region, Indonesia	7.8	2,500
1970/03/28	Gediz, Turkey	6.9	1,086	1993/08/08	South of the Mariana Islands	7.8	
1970/05/31	Chimbote, Peru	7.9	70,000	1993/09/29	Latur-Killari, India	6.2	9,748
1970/07/31	Colombia	8.0	1	1994/01/17	Northridge, California	6.7	60
1971/02/09	San Fernando, California	6.6	65	1994/06/09	Bolivia	8.2	10
1971/05/22	Eastern Turkey	6.9	1,000	1995/01/16	Kobe, Japan	6.9	5,502
1971/07/09	Valparaiso region, Chile	7.5	90	1995/05/27	Sakhalin Island	7.1	1,989
1972/01/25	Taiwan region	7.5		1996/06/10	Andreanof Islands, Alaska	7.9	
1972/04/10	Southern Iran	7.1	5,054	1997/05/10	Northern Iran	7.3	1,567
1972/04/24	Taiwan region	7.2	4	1997/10/14	South of Fiji Islands	7.8	
1972/07/30	Sitka, Alaska	7.6		1997/12/05	Near East Coast of Kamchatka	7.8	
1972/12/23	Nicaragua	6.2	5,000	1998/01/04	Loyalty Islands Region	7.5	
1974/05/10	Near Zhaotong, China	6.8	20,000	1998/02/04	Afghanistan-Tajikistan Border Region	5.9	2,323
1974/07/13	Panama-Colombia border region	7.3	11	1998/03/25	Balleny Islands Region (off Antarctica)	8.1	
1974/10/03	Near the Coast of Central Peru	8.1	78	1998/05/03	Southeast of Taiwan	7.5	
1974/10/08	Leeward Islands	7.5		1998/05/30	Afghanistan-Tajikistan Border Region	6.6	4,000
1974/12/28	Northern Pakistan	6.2	5,300	1998/07/17	Near North Coast of New Guinea, Papua New Guinea	7.0	2,183
1975/02/02	Near Islands, Alaska	7.6		1999/01/25	Colombia	6.1	1,185
1975/02/04	Haicheng, China	7.0	2,000	1999/08/17	Izmit, Turkey	7.6	17,118
1975/09/06	Diyarbakir Province, Turkey	6.7	2,300	1999/09/20	Taiwan	7.6	2,400
1975/11/29	Kalapana, Hawaii	7.2	2	1999/09/30	Oaxaca, Mexico	7.5	
1976/02/04	Guatemala	7.5	23,000	1999/11/12	Duzce, Turkey	7.2	894
1976/05/06	Northeastern Italy	6.5	1,000	2000/06/04	Southern Sumatera, Indonesia	7.9	103
1976/06/25	Papua, Indonesia	7.1	422	2000/06/18	South Indian Ocean	7.9	
1976/07/27	Tangshan, China	7.5	255,000	2000/11/16	New Ireland Region, Papua New Guinea	8.0	2
1976/08/16	Mindanao, Philippines	7.9	8,000	2001/01/01	Mindanao, Philippines	7.5	
1976/11/24	Turkey-Iran border region	7.3	5,000	2001/01/13	El Salvador	7.7	852
1977/03/04	Romania	7.2	1,500	2001/01/26	Gujarat, India	7.6	20,085
1978/09/16	Iran	7.8	15,000	2001/02/13	El Salvador	6.6	315
1979/02/28	Mt. St. Elias, Alaska	7.5					
1980/10/10	El Asnam (formerly Orleansville), Algeria	7.7	5,000				

Date	Location	Magnitude	Fatalities	Date	Location	Magnitude	Fatalities
2001/06/23	Near the Coast of Peru	8.4	138	2007/09/12	Kepulauan Mentawai region, Indonesia	7.9	
2002/03/03	Hindu Kush Region, Afghanistan	7.4	166	2007/09/28	Mariana Islands region	7.5	
2002/03/05	Mindanao, Philippines	7.5	15	2007/11/14	Antofagasta, Chile	7.7	2
2002/03/25	Hindu Kush Region, Afghanistan	6.1	1,000	2007/12/09	South of the Fiji Islands	7.8	
2002/03/31	Taiwan region	7.1	5	2008/05/12	Eastern Sichuan, China	7.9	87,587
2002/08/19	Fiji Islands	7.7		2008/07/05	Sea of Okhotsk	7.7	
2002/09/08	New Guinea, Papua New Guinea	7.6		2009/01/03	Near the North Coast of Papua, Indonesia	7.7	5
2002/10/10	Irian Jaya, Indonesia	7.6	8	2009/03/19	Tonga region	7.6	
2002/11/02	Northern Sumatra, Indonesia	7.4	3	2009/04/06	Central Italy	6.3	295
2002/11/03	Denali Fault, Alaska	7.9		2009/07/15	Off West Coast of the South Island, New Zealand	7.8	
2003/01/22	Offshore Colima, Mexico	7.6	29	2009/08/10	Andaman Islands, India region	7.5	
2003/05/21	Northern Algeria	6.8	2,226	2009/09/29	Samoa Islands region	8.1	192
2003/05/26	Halmahera, Indonesia	7.0	1	2009/09/30	Southern Sumatra, Indonesia	7.5	1117
2003/07/15	Carlsberg Ridge	7.6		2009/10/07	Santa Cruz Islands	7.8	
2003/08/04	Scotia Sea	7.6		2009/10/07	Vanuatu, Coral Sea	7.7	
2003/09/25	Hokkaido, Japan Region	8.3		2010/01/12	Haiti region	7.0	316,000
2003/09/27	Southwestern Siberia, Russia	7.3	3	2010/02/27	Offshore Maule, Chile	8.8	547
2003/11/17	Rat Islands, Aleutian Islands, Alaska	7.8		2010/03/08	Eastern Turkey	6.1	42
2003/12/26	Southeastern Iran	6.6	31,000	2010/04/04	Baja California, Mexico	7.2	2
2004/02/05	Irian Jaya, Indonesia	7.0	37	2010/04/13	Southern Qinghai, China	6.9	2,968
2004/11/11	Kepulauan Alor, Indonesia	7.5	34	2010/07/23	Moro Gulf, Mindanao, Philippines	7.6	
2004/11/26	Papua, Indonesia	7.1	32	2011/02/21	South Island of New Zealand	6.1	181
2004/12/23	North of Macquarie Island, New Zealand	8.1		2011/03/11	Near the East Coast of Honshu, Japan	9.0	20,896
2004/12/26	Sumatra-Andaman Islands	9.1	227,898	2012/02/06	Negros-Cebu region, Philippines	6.7	113
2005/03/28	Northern Sumatra, Indonesia	8.6	1,313	2012/04/11	Off west coast of northern Sumatra	8.2, 8.6	10
2005/06/13	Tarapaca, Chile	7.8	11	2012/08/11	Northwestern Iran	6.4	306
2005/09/09	New Ireland Region, Papua New Guinea	7.6		2012/11/07	Offshore Guatemala	7.4	139
2005/09/26	Northern Peru	7.5	5	2013/01/05	Southeastern Alaska	7.5	
2005/10/08	Pakistan	7.6	86,000	2013/02/06	Santa Cruz Islands	8.0	18
2006/01/27	Banda Sea	7.6		2013/04/16	Khash, Iran	7.7	35
2006/02/22	Mozambique	7.0	4	2013/04/20	Linqiong, China	6.6	193
2006/04/20	Koryakia, Russia	7.6		2013/05/24	Sea of Okhotsk	8.3	
2006/05/03	Tonga	8.0		2013/09/24	Awaran, Pakistan	7.7	825
2006/05/26	Java, Indonesia	6.3	5,749	2013/10/15	Sagbayan, Philippines	7.1	222
2006/07/17	South of Java, Indonesia	7.7	730	2013/11/17	Scotia Sea, Antarctica	7.8	
2006/11/15	Kuril Islands	8.3		2014/04/03	Off west coast of northern Chile	7.7	6
2006/12/26	Taiwan Region	7.1	2	2014/04/12	Solomon Islands	7.6	
2007/01/13	East of the Kuril Islands	8.1		2014/04/19	Panguna, Papua New Guinea	7.5	1
2007/01/21	Molucca Sea	7.5		2014/06/23	Little Sitkin Island, Alaska	7.9	
2007/04/01	Solomon Islands	8.1	40	2014/08/03	Wenping, China	6.2	617
2007/08/08	Java, Indonesia	7.5					
2007/08/15	Near the Coast of Central Peru	8.0	514				
2007/09/12	Southern Sumatra, Indonesia	8.5	25				

WEATHER-RELATED SCALES

Saffir-Simpson Hurricane Scale

- **Tropical Storm**
Winds 39–73 mph
- **Category 1 Hurricane** — winds 74–95 mph (64–82 knots); pressure greater than 980 mbar; storm surge 3–5 ft (1.0–1.7 m)
No real damage to buildings. Damage to unanchored mobile homes. Some damage to poorly constructed signs. Also, some coastal flooding and minor pier damage.
— Examples: Irene 1999 and Allison 1995
- **Category 2 Hurricane** — winds 96–110 mph (83–95 knots); pressure 979–965 mbar; storm surge 6–8 ft (1.8–2.6 m)
Some damage to building roofs, doors and windows. Considerable damage to mobile homes. Flooding damages piers and small craft in unprotected moorings may break their moorings. Some trees blown down.
— Examples: Bonnie 1998, Georges (FL & LA) 1998 and Gloria 1985
- **Category 3 Hurricane** — winds 111–130 mph (96–113 knots); pressure 964–945 mbar; storm surge 9–12 ft (2.7–3.8 m)
Some structural damage to small residences and utility buildings. Large trees blown down. Mobile homes and poorly built signs destroyed. Flooding near the coast destroys smaller structures with larger structures damaged by floating debris. Terrain may be flooded well inland.
— Examples: Keith 2000, Fran 1996, Opal 1995, Alicia 1983 and Betsy 1965

- **Category 4 Hurricane** — winds 131–155 mph (114–135 knots); pressure 944–920 mbar; storm surge 13–18 ft (3.9–5.6 m)
More extensive curtainwall failures with some complete roof structure failure on small residences. Major erosion of beach areas. Terrain may be flooded well inland.
— Examples: Hugo 1989 and Donna 1960
- **Category 5 Hurricane** — winds 156 mph and up (135+ knots); pressure less than 920 mbar; storm surge 19+ ft (5.7+ m)
Complete roof failure on many residences and industrial buildings. Some complete building failures with small utility buildings blown over or away. Flooding causes major damage to lower floors of all structures near the shoreline. Massive evacuation of residential areas may be required.
— Examples: Andrew (FL) 1992, Camille 1969 and Labor Day 1935

Fujita Tornado Damage Scale

The original Fujita Scale was modified by NOAA in February 2007 and is now called the Enhanced Fujita Scale (EF). It is an operational scale based on the estimated speed of three-second wind gusts, as indicated by typical damage levels. The table below describes the damage levels according to the original scale. In the enhanced scale, the damage is measured by a more elaborate set of criteria (see <http://www.spc.noaa.gov/efscale/ef-scale.html>).

EF Number	3 s Gusts (mph)	Typical damage (according to the original Fujita Scale)
0	65–85	Light damage. Some damage to chimneys; branches broken off trees; shallow-rooted trees pushed over; sign boards damaged.
1	86–110	Moderate damage. Peels surface off roofs; mobile homes pushed off foundations or overturned; moving autos blown off roads.
2	111–135	Considerable damage. Roofs torn off frame houses; mobile homes demolished; boxcars overturned; large trees snapped or uprooted; light-object missiles generated; cars lifted off ground.
3	136–165	Severe damage. Roofs and some walls torn off well-constructed houses; trains overturned; most trees in forest uprooted; heavy cars lifted off the ground and thrown.
4	166–200	Devastating damage. Well-constructed houses leveled; structures with weak foundations blown away some distance; cars thrown and large missiles generated.
5	Over 200	Incredible damage. Strong frame houses leveled off foundations and swept away; automobile-sized missiles fly through the air in excess of 100 meters (109 yd); trees debarked; incredible phenomena will occur.

Beaufort Wind Scale

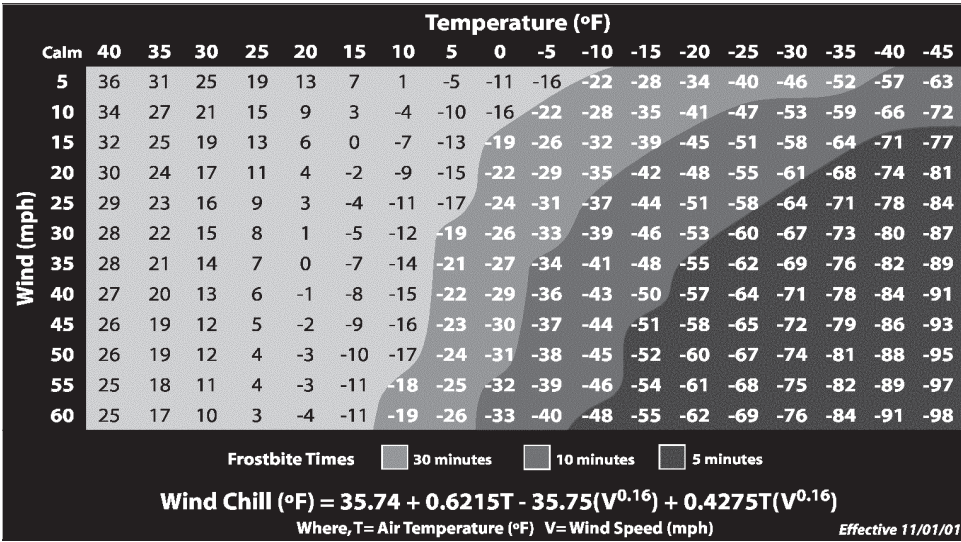
The Beaufort Wind Scale was devised by British Rear-Admiral Sir Francis Beaufort in 1805 based on observations of the effects of the wind.

Force	Wind (knots)	WMO classification	Appearance of wind effects	
			On the water	On land
0	< 1	Calm	Sea surface smooth and mirror-like	Calm, smoke rises vertically
1	1–3	Light Air	Scaly ripples, no foam crests	Smoke drift indicates wind direction, still wind vanes
2	4–6	Light Breeze	Small wavelets, crests glassy, no breaking	Wind felt on face, leaves rustle, vanes begin to move
3	7–10	Gentle Breeze	Large wavelets, crests begin to break, scattered whitecaps	Leaves and small twigs constantly moving, light flags extended

Force	Wind (knots)	WMO classification	Appearance of wind effects	
			On the water	On land
4	11–16	Moderate Breeze	Small waves 1–4 ft. becoming longer, numerous whitecaps	Dust, leaves, and loose paper lifted, small tree branches move
5	17–21	Fresh Breeze	Moderate waves 4–8 ft taking longer form, many whitecaps, some spray	Small trees in leaf begin to sway
6	22–27	Strong Breeze	Larger waves 8–13 ft, whitecaps common, more spray	Larger tree branches moving, whistling in wires
7	28–33	Near Gale	Sea heaps up, waves 13–20 ft, white foam streaks off breakers	Whole trees moving, resistance felt walking against wind
8	34–40	Gale	Moderately high (13–20 ft) waves of greater length, edges of crests begin to break into spindrift, foam blown in streaks	Whole trees in motion, resistance felt walking against wind
9	41–47	Strong Gale	High waves (20 ft), sea begins to roll, dense streaks of foam, spray may reduce visibility	Slight structural damage occurs, slate blows off roofs
10	48–55	Storm	Very high waves (20–30 ft) with overhanging crests, sea white with densely blown foam, heavy rolling, lowered visibility	Seldom experienced on land, trees broken or uprooted, “considerable structural damage”
11	56–63	Violent Storm	Exceptionally high (30–45 ft) waves, foam patches cover sea, visibility more reduced	
12	64+	Hurricane	Air filled with foam, waves over 45 ft, sea completely white with driving spray, visibility greatly reduced	

Wind Chill

The following chart prepared by the U. S. National Weather Service gives the temperature perceived by an average person as a function of the real air temperature and the wind speed. The current scale was adopted in 2001.



Reference

National Oceanic and Atmospheric Administration, <http://www.noaa.gov>

INFRARED ABSORPTION BY THE EARTH'S ATMOSPHERE

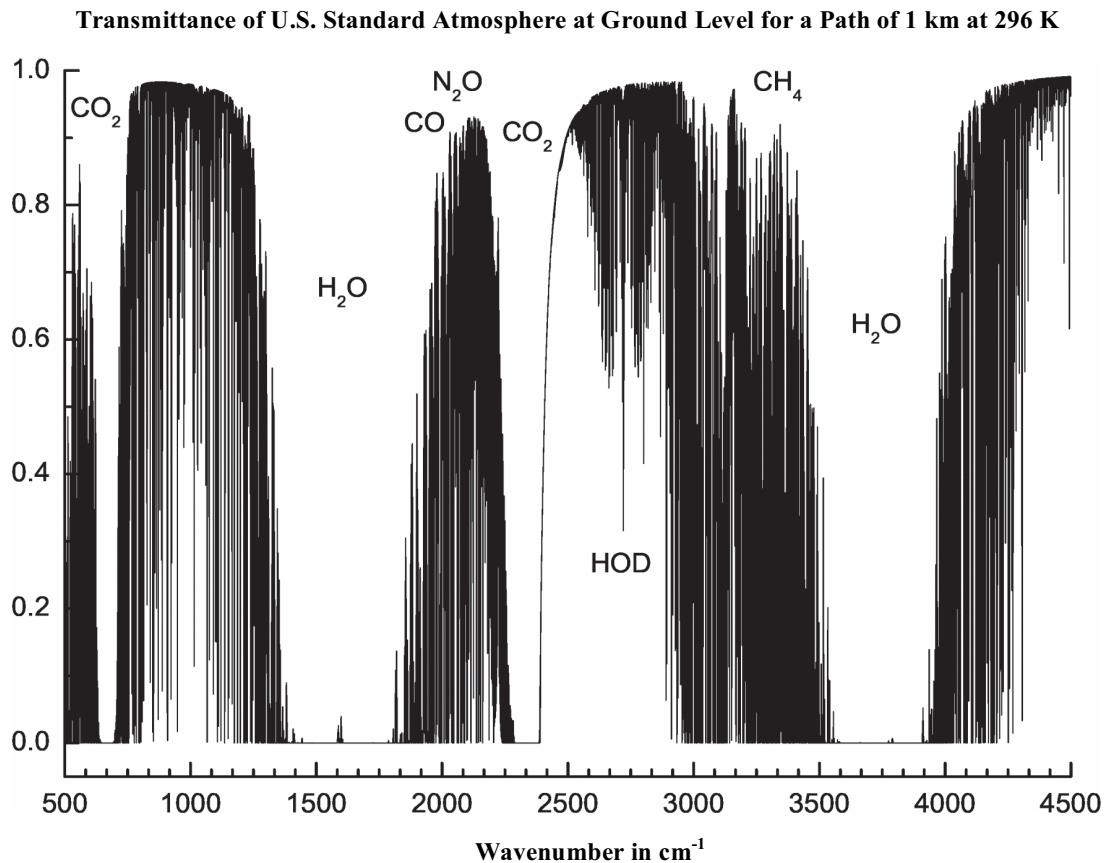
Several constituents of the Earth's atmosphere absorb infrared radiation. At ground level the strongest absorbers are H₂O and CO₂, but 30 to 40 other compounds can make significant contributions. The centers of the most important absorption bands are listed below:

Molecule	Vibrational mode	Band center in cm ⁻¹
H ₂ O	Bend	1595
H ₂ O	Symmetric O-H stretch	3657
H ₂ O	Antisymmetric O-H stretch	3756
CO ₂	Bend	667
CO ₂	Antisymmetric C-O stretch	2349
O ₃	Bend	701
O ₃	Antisymmetric O-O stretch	1042
O ₃	Symmetric O-O stretch	1103
N ₂ O	Bend	589
N ₂ O	N-O stretch	1285
N ₂ O	N-N stretch	2224
CO	C-O stretch	2143
CH ₄	Degenerate deformation	1306
CH ₄	Degenerate stretch	3019

The HITRAN Molecular Spectroscopy Database (References 1 and 2) is a compilation of wavenumbers and intensities of more than 1.7 million spectral lines of atmospheric constituents. It is a valuable resource for calculating transmission of the atmosphere, radiative energy transfer, and other phenomena. The graph below, which was supplied by Walter J. Lafferty (Reference 3), gives the transmittance of the atmosphere for one set of conditions.

References

1. Rothman, L. S., et al., *J. Quant. Spectros. Radiat. Transfer* 82, 5, 2003; *ibid.*, to be published, 2005.
2. HITRAN Molecular Spectroscopy Database, <<http://cfa-www.harvard.edu/HITRAN/hitradata04/>>.
3. Lafferty, W. J., Some Aspects of High Resolution Molecular Spectroscopy, in *Lectures on Molecular Physics*, Institute for the Structure of Matter, Centro de Fisica Miguel A. Catalan, Madrid, 1997.



ATMOSPHERIC CONCENTRATION OF CARBON DIOXIDE, 1958–2014

The data in this table were taken at the Mauna Loa Observatory in Hawaii and represent averages adjusted to the 15th of each month. The last column gives the average over the year. The concentration of CO₂ is given in parts per million (ppm) by volume. Data from other measurement sites may be found in Ref. 3.

The 2014 data from Ref. 2 are preliminary as of Jan. 6, 2015, and may change slightly with further analysis.

The first graph (Ref. 1) illustrates the seasonal variation of CO₂ concentration and the steady increase over the last 50 years. The second graph (Ref. 4) summarizes the growth in global emissions of CO₂ into the atmosphere as a result of burning of fossil fuels.

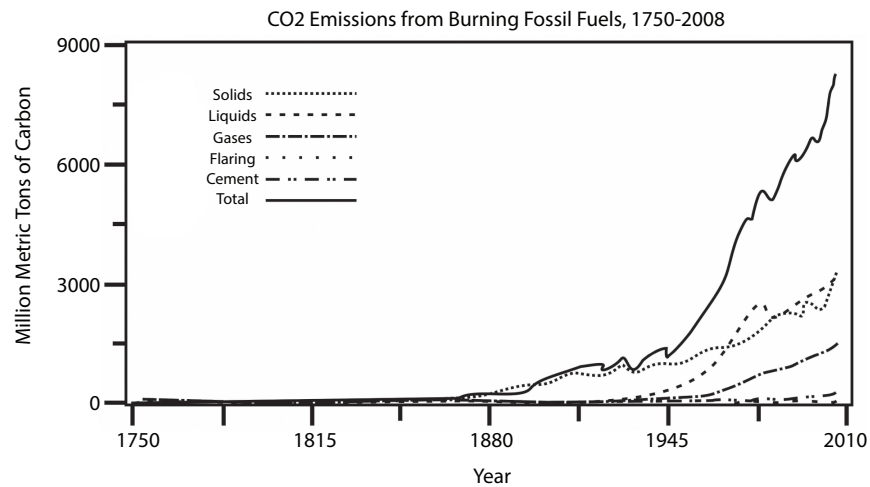
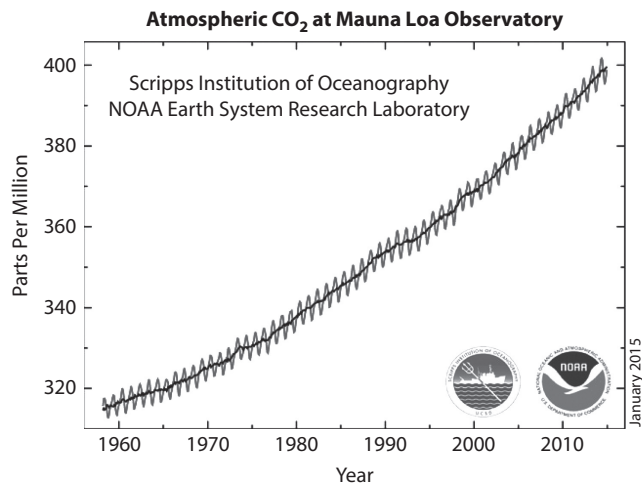
References

1. Trends in Atmospheric Carbon Dioxide, < http://www.esrl.noaa.gov/gmd/ccgg/trends/co2_data_mlo.html>.
2. Tans, P., and Keeling, R., NOAA-ESRL Data, <ftp://aftp.cmdl.noaa.gov/products/trends/co2/co2_mm_mlo.txt>, Jan. 6, 2015.
3. Keeling, C. D., Piper, S. C., Bollenbacher, A. F., and Walker, S. J., Atmospheric carbon dioxide record from Mauna Loa, Carbon Dioxide Information Analysis Center, Oak Ridge National Laboratory, U.S. Department of Energy, Oak Ridge, TN, <cdiac.ornl.gov/trends/co2/sio-mlo.html>, February 2009.
4. Boden, T. A., Marland, G., and Andres, R. J., Global, Regional, and National Fossil-Fuel CO₂ Emissions. Carbon Dioxide Information Analysis Center, Oak Ridge National Laboratory, U.S. Department of Energy, Oak Ridge, TN, <cdiac.ornl.gov/trends/emis/tre_glob.html>, 2009.
5. CO₂ Now, <co2now.org>.

CO₂ Concentration in ppm at Mauna Loa

Year	Jan.	Feb.	March	April	May	June	July	Aug.	Sept.	Oct.	Nov.	Dec.	Annual
1958			315.71	317.45	317.50	317.10	315.86	314.93	313.20	312.66	313.33	314.67	
1959	315.62	316.38	316.71	317.72	318.29	318.15	316.54	314.80	313.84	313.26	314.80	315.58	315.97
1960	316.43	316.97	317.58	319.02	320.03	319.59	318.18	315.91	314.16	313.83	315.00	316.19	316.91
1961	316.93	317.70	318.54	319.48	320.58	319.77	318.57	316.79	314.80	315.38	316.10	317.01	317.64
1962	317.94	318.56	319.68	320.63	321.01	320.55	319.58	317.40	316.26	315.42	316.69	317.69	318.45
1963	318.74	319.08	319.86	321.39	322.25	321.47	319.74	317.77	316.21	315.99	317.12	318.31	318.99
1964	319.57	320.07	320.73	321.77	322.25	321.89	320.44	318.70	316.70	316.79	317.79	318.71	319.62
1965	319.44	320.44	320.89	322.13	322.16	321.87	321.39	318.81	317.81	317.30	318.87	319.42	320.04
1966	320.62	321.59	322.39	323.87	324.01	323.75	322.39	320.37	318.64	318.10	319.79	321.08	321.38
1967	322.07	322.50	323.04	324.42	325.00	324.09	322.55	320.92	319.31	319.31	320.72	321.96	322.16
1968	322.57	323.15	323.89	325.02	325.57	325.36	324.14	322.03	320.41	320.25	321.31	322.84	323.04
1969	324.00	324.42	325.64	326.66	327.34	326.76	325.88	323.67	322.38	321.78	322.85	324.11	324.62
1970	325.03	325.99	326.87	328.13	328.07	327.66	326.35	324.69	323.10	323.16	323.98	325.13	325.68
1971	326.17	326.68	327.18	327.78	328.92	328.57	327.34	325.46	323.36	323.57	324.80	326.01	326.32
1972	326.77	327.63	327.75	329.72	330.07	329.09	328.05	326.32	324.93	325.06	326.50	327.55	327.45
1973	328.54	329.56	330.30	331.50	332.48	332.07	330.87	329.31	327.51	327.18	328.16	328.64	329.68
1974	329.35	330.71	331.48	332.65	333.19	332.12	330.99	329.17	327.41	327.21	328.34	329.50	330.18
1975	330.68	331.41	331.85	333.29	333.91	333.40	331.74	329.88	328.57	328.36	329.33	330.59	331.08
1976	331.66	332.75	333.46	334.78	334.78	334.06	332.95	330.64	328.96	328.77	330.18	331.65	332.05
1977	332.69	333.23	334.97	336.03	336.82	336.10	334.79	332.53	331.19	331.21	332.35	333.47	333.78
1978	335.10	335.26	336.61	337.77	338.01	337.98	336.48	334.37	332.33	332.41	333.76	334.83	335.41
1979	336.21	336.65	338.13	338.95	339.00	339.20	337.60	335.56	333.93	334.12	335.26	336.78	336.78
1980	337.80	338.28	340.04	340.86	341.47	341.26	339.34	337.45	336.10	336.05	337.21	338.29	338.68
1981	339.36	340.51	341.57	342.56	343.01	342.49	340.68	338.49	336.92	337.12	338.59	339.90	340.10
1982	340.92	341.69	342.85	343.92	344.67	343.78	342.23	340.11	338.32	338.39	339.48	340.88	341.44
1983	341.64	342.87	343.59	345.25	345.96	345.52	344.15	342.25	340.17	340.30	341.53	343.07	343.03
1984	344.05	344.77	345.46	346.77	347.55	346.98	345.55	343.20	341.35	341.68	343.06	344.54	344.58
1985	345.25	346.06	347.66	348.20	348.92	348.40	346.66	344.85	343.20	343.08	344.40	345.82	346.04
1986	346.54	347.13	348.05	349.77	350.53	349.90	348.11	346.09	345.01	344.47	345.86	347.15	347.39
1987	348.38	348.70	349.72	351.32	352.14	351.61	349.91	347.84	346.52	346.65	347.95	349.18	349.16
1988	350.38	351.68	352.24	353.66	354.18	353.68	352.58	350.66	349.03	349.08	350.15	351.44	351.56
1989	352.89	353.24	353.80	355.59	355.89	355.30	353.98	351.53	350.02	350.29	351.44	352.84	353.07
1990	353.79	354.88	355.65	356.27	357.29	356.32	354.88	352.89	351.28	351.59	353.05	354.27	354.35
1991	354.87	355.68	357.06	358.51	359.09	358.10	356.12	353.89	352.30	352.32	353.79	355.07	355.57
1992	356.17	356.93	357.82	359.00	359.55	359.32	356.85	354.91	352.93	353.31	354.27	355.53	356.38
1993	356.86	357.27	358.36	359.27	360.19	359.52	357.42	355.46	354.10	354.12	355.40	356.84	357.07
1994	358.22	358.98	359.91	361.32	361.68	360.80	359.39	357.42	355.63	356.09	357.56	358.87	358.82
1995	359.87	360.79	361.77	363.23	363.77	363.22	361.70	359.11	358.11	357.97	359.40	360.61	360.80
1996	362.04	363.17	364.17	364.51	365.16	364.93	363.53	361.38	359.60	359.54	360.84	362.18	362.59
1997	363.04	364.09	364.47	366.25	366.69	365.59	364.34	362.20	360.31	360.71	362.44	364.33	363.71

Year	Jan.	Feb.	March	April	May	June	July	Aug.	Sept.	Oct.	Nov.	Dec.	Annual
1998	365.18	365.98	367.13	368.61	369.49	368.95	367.74	365.79	364.01	364.35	365.52	367.08	366.65
1999	368.12	368.98	369.60	370.96	370.77	370.33	369.28	366.86	364.94	365.35	366.68	368.04	368.33
2000	369.25	369.50	370.56	371.82	371.51	371.71	369.85	368.20	366.91	366.99	368.33	369.67	369.52
2001	370.52	371.49	372.53	373.37	373.82	373.18	371.57	369.63	368.16	368.42	369.69	371.18	371.13
2002	372.45	373.14	373.93	375.00	375.65	375.50	374.00	371.83	370.66	370.51	372.20	373.71	373.22
2003	374.87	375.62	376.48	377.74	378.50	378.18	376.72	374.31	373.20	373.10	374.64	375.93	375.77
2004	377.00	377.87	378.73	380.41	380.63	379.56	377.61	376.15	374.11	374.44	375.93	377.45	377.49
2005	378.47	379.76	381.14	382.20	382.47	382.20	380.78	378.73	376.66	376.98	378.29	379.92	379.80
2006	381.35	382.16	382.66	384.73	384.98	384.09	382.38	380.45	378.92	379.16	380.18	381.79	381.90
2007	382.93	383.81	384.56	386.40	386.58	386.05	384.49	382.00	380.90	381.14	382.42	383.89	383.76
2008	385.44	385.73	385.97	387.16	388.50	387.88	386.42	384.15	383.09	382.99	384.13	385.56	385.59
2009	386.94	387.42	388.77	389.44	390.19	389.45	387.78	385.92	384.79	384.39	386.00	387.31	387.37
2010	388.50	389.94	391.09	392.52	393.04	392.15	390.22	388.26	386.83	387.20	388.65	389.73	389.85
2011	391.25	391.82	392.49	393.34	394.21	393.72	392.42	390.19	389.04	388.96	390.24	391.83	391.63
2012	393.12	393.60	394.45	396.18	396.78	395.83	394.30	392.41	391.06	391.01	392.81	394.28	393.82
2013	395.54	396.80	397.31	398.35	399.76	398.58	397.20	395.15	393.51	393.66	395.11	396.81	396.48
2014	397.80	397.91	399.58	401.29	401.77	401.15	399.00	397.01	395.26	395.93	397.13	398.78	398.55



GLOBAL TEMPERATURE TREND, 1880–2014

This table and graph summarize the trend in annual mean global surface temperature from 1880 to 2014. The values were calculated from the global mean temperature anomalies in Ref. 2 by assuming an absolute global mean of 14.00 °C, which is the best estimate for the 1951–1980 period. The 95% confidence interval for comparing the annual mean temperature values for recent years is 0.05 °C. The values given here are for the annual mean land-ocean temperature.

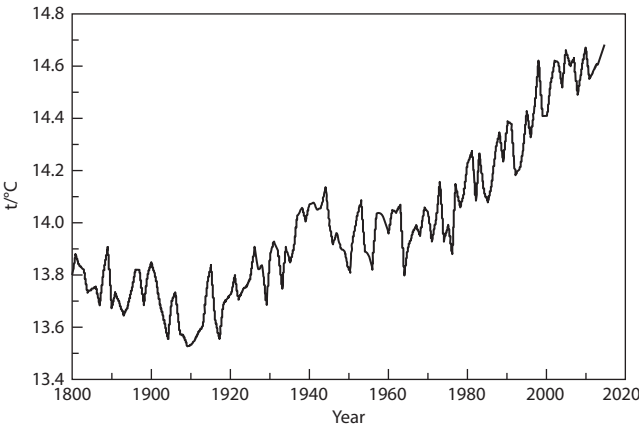
Reference 1 gives links to more extensive data sets that cover individual months, seasons, and zonal regions.

References

1. NASA Goddard Institute for Space Studies <data.giss.nasa.gov/gistemp/>.
2. Annual Mean Temperature Anomalies in 0.01 Degrees Celsius: Selected Zonal Means <data.giss.nasa.gov/gistemp/tabledata_v3/ZonAnn.Ts+dSST.txt>, January 16, 2015.

Year	t/°C	Year	t/°C	Year	t/°C	Year	t/°C	Year	t/°C	Year	t/°C
1880	13.79	1903	13.64	1926	13.91	1949	13.89	1972	14.02	1995	14.42
1881	13.87	1904	13.56	1927	13.82	1950	13.81	1973	14.15	1996	14.32
1882	13.84	1905	13.71	1928	13.84	1951	13.94	1974	13.93	1997	14.45
1883	13.81	1906	13.74	1929	13.69	1952	14.02	1975	13.99	1998	14.61
1884	13.73	1907	13.58	1930	13.88	1953	14.09	1976	13.88	1999	14.39
1885	13.75	1908	13.57	1931	13.93	1954	13.89	1977	14.14	2000	14.40
1886	13.76	1909	13.53	1932	13.89	1955	13.88	1978	14.05	2001	14.52
1887	13.69	1910	13.54	1933	13.75	1956	13.82	1979	14.11	2002	14.60
1888	13.81	1911	13.56	1934	13.91	1957	14.03	1980	14.22	2003	14.59
1889	13.90	1912	13.59	1935	13.85	1958	14.05	1981	14.28	2004	14.51
1890	13.67	1913	13.61	1936	13.90	1959	14.03	1982	14.09	2005	14.65
1891	13.73	1914	13.78	1937	14.03	1960	13.96	1983	14.27	2006	14.59
1892	13.69	1915	13.84	1938	14.06	1961	14.05	1984	14.11	2007	14.62
1893	13.64	1916	13.65	1939	14.01	1962	14.04	1985	14.08	2008	14.49
1894	13.68	1917	13.57	1940	14.07	1963	14.08	1986	14.14	2009	14.59
1895	13.75	1918	13.69	1941	14.08	1964	13.81	1987	14.28	2010	14.66
1896	13.83	1919	13.71	1942	14.05	1965	13.90	1988	14.35	2011	14.55
1897	13.82	1920	13.73	1943	14.06	1966	13.96	1989	14.24	2012	14.57
1898	13.69	1921	13.80	1944	14.14	1967	13.99	1990	14.39	2013	14.60
1899	13.80	1922	13.71	1945	14.01	1968	13.95	1991	14.38	2014	14.68
1900	13.85	1923	13.75	1946	13.93	1969	14.06	1992	14.19		
1901	13.79	1924	13.76	1947	13.96	1970	14.04	1993	14.20		
1902	13.70	1925	13.79	1948	13.90	1971	13.93	1994	14.28		

Annual Mean Global Temperature 1880–2014



GLOBAL WARMING POTENTIAL OF GREENHOUSE GASES

The Global Warming Potential (GWP) of a gas is a measure of the degree, relative to carbon dioxide, to which the presence of that gas in the atmosphere will contribute to a long-term increase in global temperature. The calculation of the GWP for a given gas takes into account the efficiency of the gas in absorbing solar radiation (primarily determined by the infrared spectrum of the compound) and the time the compound will remain in the atmosphere before it is removed by natural processes. Thus if a pulse of 1 kg of the gas is emitted to the atmosphere at the same time as a pulse of 1 kg of CO₂, the GWP compares the warming effect of the gas relative to CO₂ over various time horizons.

This table, which is taken from the 2007 report of the Intergovernmental Panel of Climate Change (IPCC), gives the life-time in years and the radiative efficiency in watts per square meter for a concentration of one part per billion for the major compounds identified in the Kyoto Protocol as contributing to global climate change. Radiative efficiency is a measure of the radiative forcing that influences the energy balance in the Earth-atmosphere system. The last four columns of the table give the Global Warming Potential, first as estimated in 1995 for a 100 year time horizon, and then as estimated with improved data in 2007 for 20-,

100-, and 500-year horizons. The calculation of a GWP involves a number of assumptions, and other measures have been proposed (see Reference).

The list of compounds includes those identified in the Montreal Protocol as contributing to ozone depletion, since these compounds also contribute to global warming. It also includes compounds used or proposed as replacements for the ozone-depleting compounds but which still have global warming potential.

Reference

Forster, P., V. Ramaswamy, P. Artaxo, T. Bernsten, R. Betts, D. W. Fahey, J. Haywood, J. Lean, D.C. Lowe, G. Myhre, J. Nganga, R. Prinn, G. Raga, M. Schulz, and R. Van Dorland, 2007: Changes in Atmospheric Constituents and in Radiative Forcing. In: *Climate Change 2007: The Physical Science Basis. Contribution of Working Group I to the Fourth Assessment Report of the Intergovernmental Panel on Climate Change* [Solomon, S., D. Sin, M. Manning, Z. Chen, M. Marquis, K. B. Averyt, M. Tignor and H.L. Miller (eds.)], Cambridge University Press, Cambridge, United Kingdom and New York, NY, USA. Available on the Internet at < <http://ipcc-wg1.ucar.edu/wg1/wg1-report.html> >.

Compound	Synonym/Code	Formula	Lifetime (years)	Rad. eff. W m ⁻² ppb ⁻¹	GWP for given time horizon			
					1995 100 yr	Current estimate		
						20 yr	100 yr	500 yr
<i>Natural atmospheric constituents</i>								
Carbon dioxide		CO ₂		1.4×10 ⁻⁵	1	1	1	1
Methane		CH ₄	12	3.7×10 ⁻⁴	21	72	25	7.6
Nitrous oxide		N ₂ O	114	3.03×10 ⁻³	310	289	298	153
<i>Substances controlled by the Montreal Protocol</i>								
Trichlorofluoromethane	CFC-11	CCl ₃ F	45	0.25	3800	6730	4750	1620
Dichlorodifluoromethane	CFC-12	CCl ₂ F ₂	100	0.32	8100	11000	10900	5200
Chlorotrifluoromethane	CFC-13	CClF ₃	640	0.25		10800	14400	16400
1,1,2-Trichloro-1,2,2-trifluoroethane	CFC-113	CCl ₂ FCF ₂	85	0.3	4800	6540	6130	2700
1,2-Dichloro-1,1,2,2-tetrafluoroethane	CFC-114	CClF ₂ CCF ₂	300	0.31		8040	10000	8730
Chloropentafluoroethane	CFC-115	CClF ₂ CF ₃	1700	0.18		5310	7370	9990
Bromotrifluoromethane	Halon-1301	CBrF ₃	65	0.32	5400	8480	7140	2760
Bromochlorodifluoromethane	Halon-1211	CBrClF ₂	16	0.3		4750	1890	575
1,2-Dibromotetrafluoroethane	Halon-2402	CBrF ₂ CBrF ₂	20	0.33		3680	1640	503
Tetrachloromethane	Carbon tetrachloride	CCl ₄	26	0.13	1400	2700	1400	435
Bromomethane	Methyl bromide	CH ₃ Br	0.7	0.01		17	5	1
1,1,1-Trichloroethane	Methyl chloroform	CH ₃ CCl ₃	5	0.06		506	146	45
Chlorodifluoromethane	HCFC-22	CHClF ₂	12	0.2	1500	5160	1810	549
2,2-Dichloro-1,1,1-trifluoroethane	HCFC-123	CHCl ₂ CF ₃	1.3	0.14	90	273	77	24
1-Chloro-1,2,2,2-tetrafluoroethane	HCFC-124	CHClF ₂ CF ₃	5.8	0.22	470	2070	609	185
1,1-Dichloro-1-fluoroethane	HCFC-141b	CH ₃ CCl ₂ F	9.3	0.14		2250	725	220
1-Chloro-1,1-difluoroethane	HCFC-142b	CH ₃ CCF ₂	17.9	0.2	1800	5490	2310	705
3,3-Dichloro-1,1,1,2,2-pentafluoropropane	HCFC-225ca	CHCl ₂ CF ₂ CF ₃	1.9	0.2		429	122	37
1,3-Dichloro-1,1,2,2,3-pentafluoropropane	HCFC-225cb	CHClF ₂ CF ₂ CF ₂	5.8	0.32		2030	595	181
<i>Hydrofluorocarbons</i>								
Trifluoromethane	HFC-23	CHF ₃	270	0.19	11700	12000	14800	12200
Difluoromethane	HFC-32	CH ₂ F ₂	4.9	0.11	650	2330	675	205
Pentafluoroethane	HFC-125	CHF ₂ CF ₃	29	0.23	2800	6350	3500	1100

Compound	Synonym/Code	Formula	Lifetime (years)	Rad. eff. W m ⁻² ppb ⁻¹	GWP for given time horizon			
					1995 100 yr	Current estimate		
						20 yr	100 yr	500 yr
1,1,1,2-Tetrafluoroethane	HFC-134a	CH ₂ FCF ₃	14	0.16	1300	3830	1430	435
1,1,1-Trifluoroethane	HFC-143a	CH ₃ CF ₃	52	0.13	3800	5890	4470	1590
1,1-Difluoroethane	HFC-152a	CH ₃ CHF ₂	1.4	0.09	140	437	124	38
1,1,1,2,3,3,3-Heptafluoropropane	HFC-227ea	CF ₃ CHFCF ₃	34.2	0.26	2900	5310	3220	1040
1,1,1,3,3,3-Hexafluoropropane	HFC-236fa	CF ₃ CH ₂ CF ₃	240	0.28	6300	8100	9810	7660
1,1,1,3,3-Pentafluoropropane	HFC-245fa	CHF ₂ CH ₂ CF ₃	7.6	0.28		3380	1030	314
1,1,1,3,3-Pentafluorobutane	HFC-365mfc	CH ₃ CF ₂ CH ₂ CF ₃	8.6	0.21		2520	794	241
1,1,1,2,3,4,4,5,5,5-Decafluoropentane	HFC-43-10mee	CF ₃ CHFCF ₂ CF ₃	15.9	0.4	1300	4140	1640	500
Perfluorinated compounds								
Sulfur hexafluoride		SF ₆	3200	0.52	23900	16300	22800	32600
Nitrogen trifluoride		NF ₃	740	0.21		12300	17200	20700
Tetrafluoromethane	PFC-14	CF ₄	50000	0.10	6500	5210	7390	11200
Hexafluoroethane	PFC-116	C ₂ F ₆	10000	0.26	9200	8630	12200	18200
Perfluoropropane	PFC-218	C ₃ F ₈	2600	0.26	7000	6310	8830	12500
Perfluorocyclobutane	PFC-318	c-C ₄ F ₈	3200	0.32	8700	7310	10300	14700
Perfluorobutane	PFC-3-1-10	C ₄ F ₁₀	2600	0.33	7000	6330	8860	12500
Perfluoropentane	PFC-4-1-12	C ₅ F ₁₂	4100	0.41		6510	9160	13300
Perfluorohexane	PFC-5-1-14	C ₆ F ₁₄	3200	0.49	7400	6600	9300	13300
Perfluorodecalin	PFC-9-1-18	C ₁₀ F ₁₈	>1,000	0.56		>5500	>7500	>9500
(Trifluoromethyl)sulfur pentafluoride		SF ₅ CF ₃	800	0.57		13200	17700	21200
Fluorinated ethers								
Trifluoromethyl difluoromethyl ether	HFE-125	CHF ₂ OCF ₃	136	0.44		13800	14900	8490
Bis(difluoromethyl) ether	HFE-134	CHF ₂ OCHF ₂	26	0.45		12200	6320	1960
Methyl trifluoromethyl ether	HFE-143a	CH ₃ OCF ₃	4.3	0.27		2630	756	230
2-Chloro-2-(difluoromethoxy)-1,1,1-trifluoroethane	HCFE-235da2	CHF ₂ OCHClCF ₃	2.6	0.38		1230	350	106
Methyl 1,1,2,2-tetrafluoroethyl ether	HFE-245cb2	CH ₃ OCF ₂ CHF ₂	5.1	0.32		2440	708	215
2-(Difluoromethoxy)-1,1,1-trifluoroethane	HFE-245fa2	CHF ₂ OCH ₂ CF ₃	4.9	0.31		2280	659	200
Methyl pentafluoroethyl ether	HFE-254cb2	CH ₃ OCF ₂ CHF ₂	2.6	0.28		1260	359	109
Perfluoropropyl methyl ether	HFE-347mcc3	CH ₃ OCF ₂ CF ₂ CF ₃	5.2	0.34		1980	575	175
1,1,2,2-Tetrafluoroethyl 1,1,1-trifluoroethyl ether	HFE-347pcf2	CHF ₂ CF ₂ OCH ₂ CF ₃	7.1	0.25		1900	580	175
1-Methoxy-1,1,2,2,3,3-hexafluoropropane	HFE-356pcc3	CH ₃ OCF ₂ CF ₂ CHF ₂	0.33	0.93		386	110	33
Methyl nonafluorobutyl ether	HFE-449sl (HFE-7100)	C ₄ F ₉ OCH ₃	3.8	0.31		1040	297	90
1-Ethoxy-1,1,2,2,3,3,4,4,4-nonafluorobutane	HFE-569sf2 (HFE-7200)	C ₄ F ₉ OC ₂ H ₅	0.77	0.3		207	59	18
1-(Difluoromethoxy)-2-[(difluoromethoxy)difluoromethoxy]-1,1,2,2-tetrafluoroethane	HFE-43-10pccc124 (H-Galden 1040x)	CHF ₂ OCF ₂ OC ₂ F ₄ OCHF ₂	6.3	1.37		6320	1870	569
Bis(difluoromethoxy)difluoromethane	HFE-236ca12 (HG-10)	CHF ₂ OCF ₂ OCHF ₂	12.1	0.66		8000	2800	860
1,2-Bis(difluoromethoxy)-1,1,2,2-tetrafluoroethane	HFE-338pcc13 (HG-01)	CHF ₂ OCF ₂ CF ₂ OCHF ₂	6.2	0.87		5100	1500	460
Perfluoropolymethylisopropyl ether	PPPMIE	CF ₃ OCF(CF ₃)CF ₂ OCF ₂ OCF ₃	800	0.65		7620	10300	12400
Other compounds - Direct effects								
Dimethyl ether	Methyl ether	CH ₃ OCH ₃	0.015	0.02		1	1	<<1
Dichloromethane	Methylene chloride	CH ₂ Cl ₂	0.38	0.03		31	8.7	2.7
Chloromethane	Methyl chloride	CH ₃ Cl	1	0.01		45	13	4

ATMOSPHERIC ELECTRICITY

Hans Dolezalek, Hannes Tammet, John Latham, and Martin A. Uman

I. SURVEY AND GLOBAL CIRCUIT

Hans Dolezalek

The science of atmospheric electricity originated in 1752 by an experimental proof of a related earlier hypothesis (that lightning is an electrical event). In spite of a large effort, in part by such eminent physicists as Coulomb, Lord Kelvin, and many others, an overall, proven theory able to generate models with sufficient resolution is not yet available. Generally accepted and encompassing textbooks are now more than 20 years old. The voluminous proceedings of the, so far, nine international atmospheric electricity conferences (1954 to 1992) give much valuable detail and demonstrate impressive progress, as do a number of less comprehensive textbooks published in the last 20 years, but a general theory as indicated above is not yet created. Only now, are certain related measuring techniques and mathematical possibilities emerging.

Applications to practical purposes do exist in the field of lightning research (including the electromagnetic radiation emanating from lightning) by the establishment of lightning-location networks and by the now developing possibility of detecting electrified clouds that pose hazards to aircraft. Application of atmospheric electricity to other parts of meteorology seems to be promising but so far has seldom been instituted. Because some atmospheric electric signals propagate around the Earth and because of the existence of a global circuit, applications for the monitoring of global change processes and conditions are now being proposed. Significant secular changes in the global circuit would indicate a change in the global climate; the availability of many old data (about a span of 100 years) could help detect a long-term trend.

The concept of the “global circuit” is based on the theory of the global spherical capacitor: both the solid (and liquid) Earth as one electrode, and the high atmospheric layers (about the ionosphere) as the other, are by orders of magnitude more electrically conductive than the atmosphere between them. According to the “classical picture of atmospheric electricity,” this capacitor is continuously charged by the common action of all thunderstorms to a d.c. voltage difference of several hundred kilovolts, the Earth being negative. The much smaller but still existing conductivity of the atmosphere allows a current flowing from the ionosphere to the ground, integrated for all sink areas of the whole Earth, of the order of 1.5 kA. In this way, a global circuit is created with many generators and sink-areas both interspaced and distributed over the whole globe, all connected to two nodes: ionosphere and ground. Within the scope of the global circuit, for each location, the current density (order of several pA/m²) is determined by the voltage difference between ionosphere and ground (which is the same for all locations but varying in time) and the columnar resistance reaching from the ground up to the ionosphere (in the order of 10¹⁷ Ωm²).

Natural processes, especially meteorological processes and some human activity, which produce or move electric charges (“space charges”) or affect the ion distribution, constitute local generators and thereby “local circuits,” horizontally and/or in parallel or antiparallel to the local part of the global circuit. In many cases, the local currents are much stronger than the global ones, making the measurement of the global current at a given location and/or during a period of time very difficult or, often, impossible. The strongest local circuits usually occur with certain weather conditions (precipitation, fog, high wind, blown-up dust or snow, heavy cloudiness) that make measurement of the global circuit impossible everywhere; but even in their absence local generators exist in varying magnitudes and of different characters. The

separation of the local and global shares in the measured values of current density is a central problem of the science of atmospheric electricity. Aerological measurements are of high value in this regard.

The above description is within the “classical picture” of atmospheric electricity, a group of hypotheses to explain the electrification of the atmosphere. It is probably fundamentally correct but certainly not complete; it has not yet been confirmed by systems of measurements resulting in no inner contradictions. In particular, extraterrestrial influences must be permitted; their general significance is still under debate.

Within this “classical picture” a kind of electric standard atmosphere may be constructed as shown in Table 1.

Values with a star, *, are rough average values from measurement. A star in parentheses, (*), points to a typical value from one or a few measurements. All other values have been calculated from starred values, under the assumption that at 2 km 50% and at 12 km 90% of the columnar resistance is reached. Voltage drop along one of the partial columns can be calculated by subtracting the value for the lower column from that of the upper one. Columnar resistances, conductances, and capacitances are valid for that particular part of the column which is indicated at the left. Capacitances are calculated with the formula for plate capacitors, and this fact must be considered also for the time constants for columns.

According to measurements, U , the potential difference between 0 m and 65 km may vary by a factor of approximately 2. The total columnar resistance, R_c , is estimated to vary up to a factor of 3, the variation being due to either reduction of conductivity in the exchange layer (about lowest 2 km of this table) or to the presence of high mountains; in both cases the variation is caused in the troposphere. Smaller variations in the stratosphere and mesosphere are being discussed because of aerosols there. The air–Earth current density in fair weather varies by a factor of 3 to 6 accordingly. Conductivity near the ground varies by a factor of about 3 but only decreasing; increase of conductivity due to extraordinary radioactivity is a singular event. The field strength near the ground varies as a consequence of variations of air–Earth current density and conductivity from about 1/3 to about 10 times of the value quoted in the table. Conductivity near the ground shows a diurnal and an annual variation which depends strongly on the locality: air–Earth current density shows a diurnal and annual variation because the Earth–ionosphere potential difference undergoes such variations, and also because the columnar resistance is supposed to have a diurnal and probably an annual variation.

Conductivities and air–earth current densities on high mountains are greater than at sea level by factors of up to 10. Conductivity decreases when atmospheric humidity increases. Values for space charges are not quoted because measurements are too few to allow calculation of average values. Values of parameters over the oceans are still rather uncertain.

Theoretically, in fair weather conditions, Ohm’s law must be fulfilled for the electric field, the conduction current density, and the electrical conductivity of the atmosphere. Deviations point to shortcomings in the applied measuring techniques. Data which are representative for a large area (in the extreme, “globally representative data,” i.e., data on the global circuit), can be obtained on the ground only by stations on an open plane and only if local generators are either small or constant or are independently measured. Certain measurements with instrumented aircraft provide globally representative information valid for the period of the actual measurement.

TABLE 1. Electrical Parameters of the Clear (Fair Weather) Atmosphere, Pertinent to the Classical Picture of Atm. Electricity (Electric Standard Atmosphere)

Part of atmosphere for which the values are calculated (elements are in free, cloudless atmosphere)	Currents, I , in A; and current densities, i , in A/m ²	Potential differences, U , in V; field strength E in V/m; $U = 0$ at sea level	Resistances, R , in Ω ; columnar resistances, R_c , in Ω m ² and resistivities, ρ , in Ω m	Conductances, G , in Ω^{-1} ; columnar conductances G_c , in Ω^{-1} m ² ; total conductivities, γ , in Ω^{-1} m ⁻¹	Capacitances, C , in F; columnar capacitances, C_c , in F m ⁻² and capacitivities, ϵ , in F m ⁻¹	Time constants τ , in seconds
Volume element at about sea level, 1 m ³	$i = 3 \times 10^{-12}$	$E_0 = 1.2 \times 10^2$	$\rho_0 = 4 \times 10^{13}$	$\gamma_0 = 2.5 \times 10^{-14}$	$\epsilon_0 = 8.9 \times 10^{-12}$	$\tau_0 = 3.6 \times 10^2$
Lower column of 1 m ² cross section from sea level to 2 km height	$i = 3 \times 10^{-12}$	At upper end: $U_1 = 1.8 \times 10^5$	$R_{c1} = 6 \times 10^{16}$	$G_{c1} = 1.7 \times 10^{-17}$	$C_{c1} = 4.4 \times 10^{-15}$	$\tau_{c1} = 2.6 \times 10^2$
Volume element at about 2 km height, 1 m ³	$i = 3 \times 10^{-12}$	$E_2 = 6.6 \times 10^1$	$\rho_2 = 2.2 \times 10^{13(*)}$	$\gamma_2 = 4.5 \times 10^{-14}$	$\epsilon_2 = 8.9 \times 10^{-12}$	$\tau_2 = 2 \times 10^2$
Center column of 1 m ² cross section from 2 to 12 km	$i = 3 \times 10^{-12}$	At upper end: $U_m = 3.15 \times 10^5$	$R_{cm} = 4.5 \times 10^{16}$	$G_{cm} = 5 \times 10^{-17}$	$C_{cm} = 8.8 \times 10^{-16}$	$\tau_{cm} = 1.8 \times 10^1$
Volume element at about 12 km height, 1 m ³	$i = 3 \times 10^{-12}$	$E_{12} = 3.9 \times 10^0$	$\rho_{12} = 1.3 \times 10^{12(*)}$	$\gamma_{12} = 7.7 \times 10^{-13}$	$\epsilon_{12} = 8.9 \times 10^{-12}$	$\tau_{12} = 1.2 \times 10^1$
Upper column of 1 m ² cross section from 12 to 65 km height	$i = 3 \times 10^{-12}$	At upper end: $U_u = 3.5 \times 10^5$	$R_{cu} = 1.5 \times 10^{16}$	$G_{cu} = 2.5 \times 10^{-17}$	$C_{cu} = 1.67 \times 10^{-16}$	$\tau_{cu} = 6.7 \times 10^0$
Whole column of 1 m ² cross section from 0 to 65 km height	$i = 3 \times 10^{-12}$	At upper end: $U = 3.5 \times 10^5$	$R_c = 1.2 \times 10^{17}$	$G_c = 8.3 \times 10^{-18}$	$C_c = 1.36 \times 10^{-16}$	$\tau_c = 1.64 \times 10^1$
Total spherical capacitor area: 5×10^{14} m ²	$i = 1.5 \times 10^3$	$U = 3.5 \times 10^5$	$R = 2.4 \times 10^2$	$G = 4.2 \times 10^{-3}$	$C = 6.8 \times 10^{-2}$	$\tau = 1.64 \times 10^1$

Note: All currents and fields listed are part of the global circuit, i.e., circuits of local generators are not included. Values are subject to variations due to latitude and altitude of the point of observation above sea level, locality with respect to sources of disturbances, meteorological and climatological factors, and man-made changes. For more explanations, see text.

II. AIR IONS

Hannes Tammet

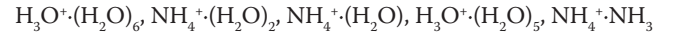
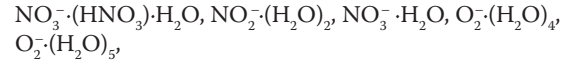
The term “air ions” signifies all airborne particles that are the carriers of the electrical current in the air and have drift velocities determined by the electric field.

The probability of electrical dissociation of molecules in the atmospheric air under thermodynamic equilibrium is near to zero. The average ionization at the ground level over the ocean is $2 \cdot 10^6$ ion pairs $\text{m}^{-3}\text{s}^{-1}$. This ionization is produced mainly by cosmic rays. Over the continents the ionizing radiation from soil and from radioactive substances in the air each add about $4 \cdot 10^6$ $\text{m}^{-3}\text{s}^{-1}$. The total average ionization rate of 10^7 $\text{m}^{-3}\text{s}^{-1}$ is equivalent to 17 $\mu\text{R/h}$, which is a customary expression of the background level of the ionizing radiations. The ionization rate over the ground varies in space due to the radioactivity of soil, and in time depending on the exchange of air between the atmosphere and radon-containing soil. Radioactive pollution increases the ionization rate. A temporary increase of about 10 times was registered in Sweden after the Chernobyl accident in 1986. The emission of Kr^{85} from nuclear power plants can noticeably increase the global ionization rate in the 21st century. The ionization rate decreases with altitude near the ground and increases at higher altitudes up to 15 km, where it has a maximum of about $5 \cdot 10^7$ $\text{m}^{-3}\text{s}^{-1}$. Solar X-ray and extreme UV radiation cause a new increase at altitudes over 60 km.

Local sources of air ions are point discharges in strong electric fields, fluidization of charged drops from waves, etc.

The enhanced chemical activity of an ion results in a chain of ion-molecule reactions with the colliding neutrals, and, in the first microsecond of the life of an air ion, a charged molecular cluster called the *cluster ion* is formed. According to theoretical calculations

in the air free from exotic trace gases the following cluster ions should be dominant:



A measurable parameter of air ions is the electrical mobility k , characterizing the drift velocity in the unit electric field. The mobility is inversely proportional to the density of air, and the results of measurements are as a rule reduced to normal conditions. According to mobility the air ions are called fast or small or light ions with mobility $k > 5 \cdot 10^{-5} \text{ m}^2 \text{ V}^{-1} \text{ s}^{-1}$, intermediate ions, and slow or large or heavy ions with mobility $k > 10^{-6} \text{ m}^2 \text{ V}^{-1} \text{ s}^{-1}$. The boundary between intermediate and slow ions is conventional.

Cluster ions are fast ions. The masses of cluster ions may be measured with mass spectrometers, but the possible ion-molecule reactions during the passage of the air through nozzles to the vacuum chamber complicate the measurement. Mass and mobility of cluster ions are highly correlated. The experimental results⁵ can be expressed by the empirical formula

$$m \approx \frac{850 \text{ u}}{[0.3 + k / (10^{-4} \text{ m}^2 \text{ V}^{-1} \text{ s}^{-1})]^3}$$

where u is the unified atomic mass unit.

The value of the transport cross-section of a cluster ion is needed to calculate its mobility according to the kinetic theory of Chapman and Enskog. The theoretical estimation of transport cross-sections is rough and cannot be used to identify the chemi-

cal structures of cluster ions. Mass spectrometry is the main technique of identification of cluster ions.²

Märk and Castleman⁴ presented an overview of over 1000 publications on the experimental studies of cluster ions. Most of them present information about ions of millisecond age range. The low concentration makes it difficult to get detailed information about masses and mobilities of the natural atmospheric ions at ground level. The results of a 1-year continuous measurement⁶ are as follows:

	+ ions	- ions	unit
Average mobility	1.36	1.56	$10^{-4}\text{m}^2\text{V}^{-1}\text{s}^{-1}$
The corresponding mass	190	130	u
The corresponding diameter	0.69	0.61	nm
The average concentration	400	360	10^6m^{-3}
The corresponding conductivity	8.7	9.0	fS

The distribution of tropospheric cluster ions according to the mobility and estimated mass is depicted in Figure 1.

The problems and results of direct mass spectrometry of natural cluster ions are analyzed by Eisele² for ground level and by Meyerott, Reagan and Joiner⁵ for stratospheric measurements. Air ions in the high atmosphere are a subject of ionospheric physics.

During its lifetime (about 1 min), a cluster ion at ground level collides with nearly 10^{12} molecules. Thus the cluster ions are

able to concentrate trace gases of very low concentration if they have an extra high electron or proton affinity. For example, Eisele² demonstrated that a considerable fraction of positive atmospheric cluster ions in the unpolluted atmosphere at ground level probably consists of a molecule derived from pyridine. The concentration of these constituents is estimated to be about 10^{-12} . Therefore, air-ion mass and mobility spectrometry is considered as a promising technique for trace analysis in the air. Mass and mobility spectrometry of millisecond-age air ions has been developed as a technique of chemical analysis known as "plasma chromatography."¹ The sensitivity of the detection grows with the age of the cluster ions measured.

The mechanisms of annihilation of cluster ions are ion-ion recombination (on the average 3%) and sedimentation on aerosol particles (on the average 97% of cluster ions at ground level). The result of the combination of a cluster ion and neutral particle is a charged particle called an *aerosol ion*. In conditions of detailed thermodynamic equilibrium the probability that a spherical particle of diameter d carries q elementary charges is calculated from the Boltzmann distribution:

$$p_q(d) = (2\pi d/d_0)^{1/2} \exp(-q^2 d_0/2d)$$

where $d_0 = 115 \text{ nm}$ (at 18°C). The supposition about the detailed equilibrium is an approximation and the formula is not valid for particles less than d_0 . On the basis of numerical calculations by Hoppel and Frick³ the following charge probabilities can be derived:

d	3	10	30	100	300	1000	3000	nm
P_0	98	90	70	42	24	14	8	%
$p_{-1}+p_1$	2	10	30	48	41	25	15	%
$p_{-2}+p_2$	0	0	0	10	23	21	14	%
$P_{q>2}$	0	0	0	0	12	40	63	%
k_1	15000	1900	250	28	5.1	1.11	0.33	$10^{-9}\text{m}^2\text{V}^{-1}\text{s}^{-1}$

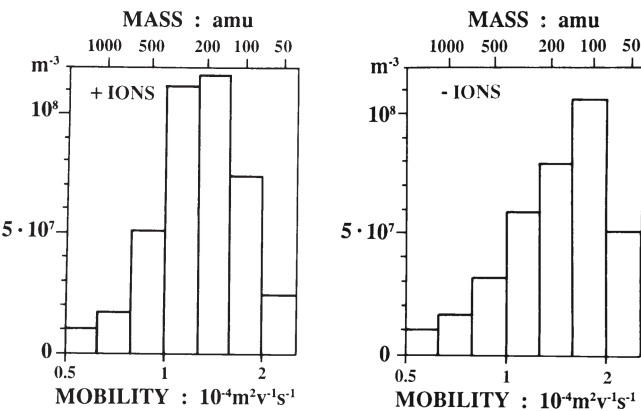


FIGURE 1. Average mobility and mass spectra of natural tropospheric cluster ions. Concentrations of the mobility fractions were measured in a rural site every 5 min over 1 year.⁶ Ion mass is estimated according to the above empirical formula.

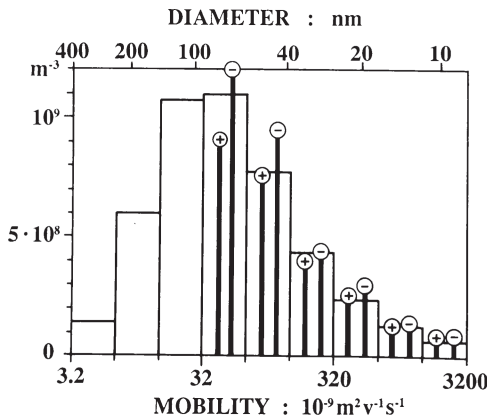


FIGURE 2. Mobility and size spectra of tropospheric aerosol ions.⁶ The wide bars mark the fraction concentrations theoretically estimated on the basis of the standard size distribution of tropospheric aerosol. The pin bars with head + and - mark average values of positive and negative aerosol ion fraction concentrations measured in a rural site every 5 min during 4 months.

The last line of the table presents the mobility of a particle carrying one elementary charge. The distribution of the atmospheric aerosol ions over mobility is demonstrated in Figure 2.

Although the concentration of aerosol in continental air at ground level is an order of magnitude higher than the concentration of cluster ions, the mobilities of aerosol ions are so small that their percentage in air conductivity is less than 1%.

A specific class of aerosol ions is condensed aerosol ions produced as a result of the condensation of gaseous matter on the cluster ions. In aerosol physics the process is called ion-induced nucleation; it is considered as one of the processes of gas-to-particle conversion. The condensed aerosol ions have an inherent charge. Their sizes and mobilities are between the sizes and mobilities of cluster ions and of ordinary aerosol ions. Water and standard constituents of atmospheric air are not able to condense on the cluster ions in the real atmosphere. Thus the concentration of condensed aerosol ions depends on the trace constituents in the air and is very low in unpolluted air. Knowledge about condensed aerosol ions is poor because of measurement difficulties.

References

1. Carr, T. W., Ed., *Plasma Chromatography*, Plenum Press, New York and London, XII + 259 pp., 1984.
2. Eisele, F. L., Identification of Tropospheric Ions, *J. Geophys. Res.*, vol. 91, no. D7, pp. 7897–7906, 1986.
3. Hoppel, W. A., and Frick, G. M., The Nonequilibrium Character of the Aerosol Charge Distributions Produced by Neutralizers, *Aerosol Sci. Technol.*, vol. 12, no. 3, pp. 471–496, 1990.
4. Mark, T. D., and Castleman, A. W., Experimental Studies on Cluster Ions, in *Advances in Atomic and Molecular Physics*, vol. 20, pp. 65–172, Academic Press, 1985.
5. Meyerott, R. E., Reagan, J. B., and Joiner, R. G., The Mobility and Concentration of Ions and the Ionic Conductivity in the Lower Stratosphere, *J. Geophys. Res.*, vol. 85, no. A3, pp. 1273–1278, 1980.
6. Salm, J., Tammet, H., Iher, H., and Hörrak, U., Atmospheric Electrical Measurements in Tahkuse, Estonia (in Russian), in *Voprosy Atmosferного Elektrichestva*, pp. 168–175, Gidrometeoizdat, Leningrad, 1990.

III. THUNDERSTORM ELECTRICITY

John Latham

The development of improved radar techniques and instruments for in-cloud electrical and physical measurements, coupled with a much clearer recognition by the research community that establishment of the mechanism or mechanisms responsible for electric field development in thunderclouds, culminating in lightning, is inextricably linked to the concomitant dynamical and microphysical evolution of the clouds, has led to significant progress over the past decade.

Field studies indicate that in most thunderclouds the electrical development is associated with the process of glaciation, which can occur in a variety of incompletely understood ways. In the absence of ice, field growth is slow, individual hydrometeor charges are low, and lightning is produced only rarely. Precipitation — in the solid form, as graupel — also appears to be a necessary ingredient for significant electrification, as does significant convective activity and mixing between the clouds and their environments, via entrainment.

Increasingly, the view is being accepted that charge transfer leading to field-growth is largely a consequence of rebounding collisions between graupel pellets and smaller vapor-grown ice crystals, followed by the separation under gravity of these two types

of hydrometeor. These collisions occur predominantly within the temperature range -15 to -30 °C, and for significant charge transfer need to occur in the presence of supercooled cloud droplets.

The field evidence is inconsistent with an inductive mechanism, and extensive laboratory studies indicate that the principal charging mechanism is non-inductive and associated — in ways yet to be identified — with differences in surface characteristics of the interacting hydrometeors.

Laboratory studies indicate that the two most favored sites for corona emission leading to the lightning discharge are the tips of ephemeral liquid filaments, produced during the glancing collisions of supercooled raindrops, and protuberances on large ice crystals or graupel pellets. The relative importance of these alternatives will depend on the hydrometeor characteristics and the temperature in the regions of strongest fields; these features are themselves dependent on air-mass characteristics and climatological considerations.

A recently identified but unresolved question is why, in continental Northern Hemisphere thunderclouds at least, the sign of the charge brought to ground by lightning is predominantly negative in summer but more evenly balanced in winter.

IV. LIGHTNING

Martin A. Uman

From both ground-based weather-station data and satellite measurements, it has been estimated that there are about 100 lightning discharges, both cloud and ground flashes, over the whole Earth each second; representing an average global lightning flash density of about $6 \text{ km}^{-2} \text{ yr}^{-1}$. Most of this lightning occurs over the Earth's land masses. For example, in central Florida, where thunderstorms occur about 90 days/yr, the flash density for discharges to earth is about $15 \text{ km}^{-2} \text{ yr}^{-1}$. Some tropical areas of the Earth have thunderstorms up to 300 days/yr.

Lightning can be defined as a transient, high-current electric discharge whose path length is measured in kilometers and whose most common source is the electric charge separated in the ordinary thunderstorm or cumulonimbus cloud. Well over half of all lightning discharges occur totally within individual thunderstorm clouds and are referred to as intracloud discharges. Cloud-to-ground lightning, however, has been studied more extensively than any other lightning form because of its visibility and its more practical interest. Cloud-to-cloud and cloud-to-air discharges are less common than intracloud or cloud-to-ground lightning.

Lightning between the cloud and Earth can be categorized in terms of the direction of motion, upward or downward, and the sign of the charge, positive or negative, of the developing discharge (called a *leader*) that initiates the overall event. Over 90% of the worldwide cloud-to-ground discharges is initiated in the thundercloud by downward-moving negatively charged leaders and subsequently results in the lowering of negative charge to Earth. Cloud-to-ground lightning can also be initiated by downward-moving positive leaders, less than 10% of the worldwide cloud-to-ground lightning being of this type although the exact percentage is a function of season and latitude. Lightning between cloud and ground can also be initiated by leaders that develop upward from the Earth. These upward-initiated discharges are relatively rare, may be of either polarity, and generally occur from mountaintops and tall man-made structures.

We discuss next the most common type of cloud-to-ground lightning. A negative cloud-to-ground discharge or *flash* has an overall duration of some tenths of a second and is made up of vari-

ous components, among which are typically three or four high-current pulses called *strokes*. Each stroke lasts about a millisecond, the separation time between strokes being typically several tens of milliseconds. Such lightning often appears to “flicker” because the human eye can just resolve the individual light pulse associated with each stroke. A drawing of the components of a negative cloud-to-ground flash is found in Figure 3. Some values for salient parameters are found in Table 1. The negatively charged *stepped leader* initiates the first stroke in a flash by propagating from cloud to ground through virgin air in a series of discrete steps. Photographically observed leader steps in clear air are typically 1 μ s in duration and tens of meters in length, with a pause time between steps of about 50 μ s. A fully developed stepped leader lowers up to 10 or more coulombs of negative cloud charge toward ground in tens of milliseconds with an average downward speed of about 2×10^5 m/s. The average leader current is in the 100 to 1000 A range. The steps have pulse currents of at least 1 kA. Associated with these currents are electric- and magnetic-field pulses with widths of about 1 μ s or less and risetimes of about 0.1 μ s or less. The stepped leader, during its trip toward ground, branches in a downward direction, resulting in the characteristic downward-branched geometrical structure commonly observed. The electric potential of the bottom of the negatively charged leader channel with respect to ground has a magnitude in excess of 10^7 V. As the leader tip nears ground, the electric field at sharp objects on the ground or at irregularities of the ground itself exceeds the breakdown value of air, and one or more upward-moving discharges (often called upward leaders) are initiated from those points, thus beginning the *attachment process*. An understanding of the physics of the attachment process is central to an understanding of the operation of lightning protection of ground-based objects and the effects of lightning on humans and animals, since it is the attachment process that determines where the lightning connects to objects on the ground and the value of the early currents which flow. When one of the upward-moving discharges from the ground (or from a lightning rod or an individual) contacts the tip of the downward-moving stepped leader, typically some tens of meters above the ground, the leader tip is effectively connected to ground potential. The negatively charged leader channel is then discharged to earth when a ground potential wave, referred to as the first *return stroke*, propagates continuously up the leader path. The upward speed of a return stroke near the ground is typically near one third the speed of light, and the speed decreases with height. The first return stroke produces a peak current near ground of typically 30 kA, with a time from zero to peak of a few microseconds. Currents measured at the ground fall to half of the peak value in about 50 μ s, and currents of the order of hundreds of amperes may flow for times of a few milliseconds up to several hundred milliseconds. The longer-lasting currents are known as *continuing currents*. The rapid release of return stroke energy heats the leader channel to a temperature near 30,000 K and creates a high-pressure channel which expands and generates the shock waves that eventually become thunder, as further discussed later. The return stroke effectively lowers to ground the charge originally deposited onto the stepped-leader channel and additionally initiates the lowering of other charges that may be available to the top of its channel. First return-stroke electric fields exhibit a microsecond scale rise to peak with a typical peak value of 5 V/m, normalized to a distance of 100 km by an inverse distance relationship. Roughly half of the field rise to peak, the so-called “fast transition,” takes place in tenths of a microsecond, an observation that can only be made if the field propagation is over a highly conducting surface such as salt water.

After the first return-stroke current has ceased to flow, the flash, including charge motion in the cloud, may end. The lightning is then called a single-stroke flash. On the other hand, if additional charge is made available to the top of the channel, a continuous or *dart leader* may propagate down the residual first-stroke channel at a typical speed of about 1×10^7 m/s. The dart leader lowers a charge of the order of 1 C by virtue of a current of about 1 kA. The dart leader then initiates the second (or any subsequent) return stroke. Subsequent return-stroke currents generally have faster zero-to-peak rise times than do first-stroke currents, but similar maximum rates of change, about 100 kA/ μ s. Some leaders begin as dart leaders, but toward the end of their trip toward ground become stepped leaders. These leaders are known as *dart-stepped leaders* and may have different ground termination points (and separate upward leaders) from the first stroke. Most often the dart-stepped leaders are associated with the second stroke of the flash. Nearly half of all flashes exhibit more than one termination point on ground with the distance between separate terminations being up to several kilometers. Subsequent return-stroke radiated electric and magnetic fields are similar to, but usually a factor of two or so smaller than first return-stroke fields. About one third of all multiple-stroke flashes has at least one subsequent stroke that is larger than the first stroke.

Cloud-to-ground flashes that lower positive charge, though not common, are of considerable practical interest because their peak currents and total charge transfer can be much larger than for the more common negative ground flash. The largest recorded peak currents, those in the 200- to 300-kA range, are due to the return strokes of positive lightning. Such positive flashes to ground are initiated by downward-moving leaders that do not exhibit the distinct steps of their negative counterparts. Rather, they show a luminosity that is more or less continuous but modulated in intensity. Positive flashes are generally composed of a single stroke followed by a period of continuing current. Positive flashes are probably initiated from the upper positive charge in the thundercloud charge dipole when that cloud charge is horizontally separated from the negative charge beneath it, the source of the usual negative cloud-to-ground lightning. Positive flashes are relatively common in winter thunderstorms (snow storms), which produce few flashes overall, and are relatively uncommon in summer thunderstorms. The fraction of positive lightning in summer thunderstorms apparently increases with increasing latitude and with increasing height of the ground above sea level.

Distant lightning return stroke fields are often referred to as sferics (called “atmospherics” in the older literature). The peak in the sferics frequency spectrum is near 5 kHz due to the bipolar or ringing nature of the distant return-stroke electromagnetic signal and to the effects of propagation.

Thunder, the acoustic radiation associated with lightning, is sometimes divided into the categories “audible,” sounds that one can hear, and “infrasonic,” below a few tens of hertz, a frequency range that is inaudible. This division is made because it is thought that the mechanisms that produce audible and infrasonic thunder are different. Audible thunder is thought to be due to the expansion of a rapidly heated return stroke channel, as noted earlier, whereas infrasonic thunder is thought to be associated with the conversion to sound of the energy stored in the electrostatic field of the thundercloud when lightning rapidly reduces that cloud field.

The technology of artificially initiating lightning by firing upward small rocket trailing grounded wire of a few hundred meters length has been well-developed during the past decade. Such “triggered” flashes are similar to natural upward-initiated discharges from tall structure. They often contain subsequent strokes which,

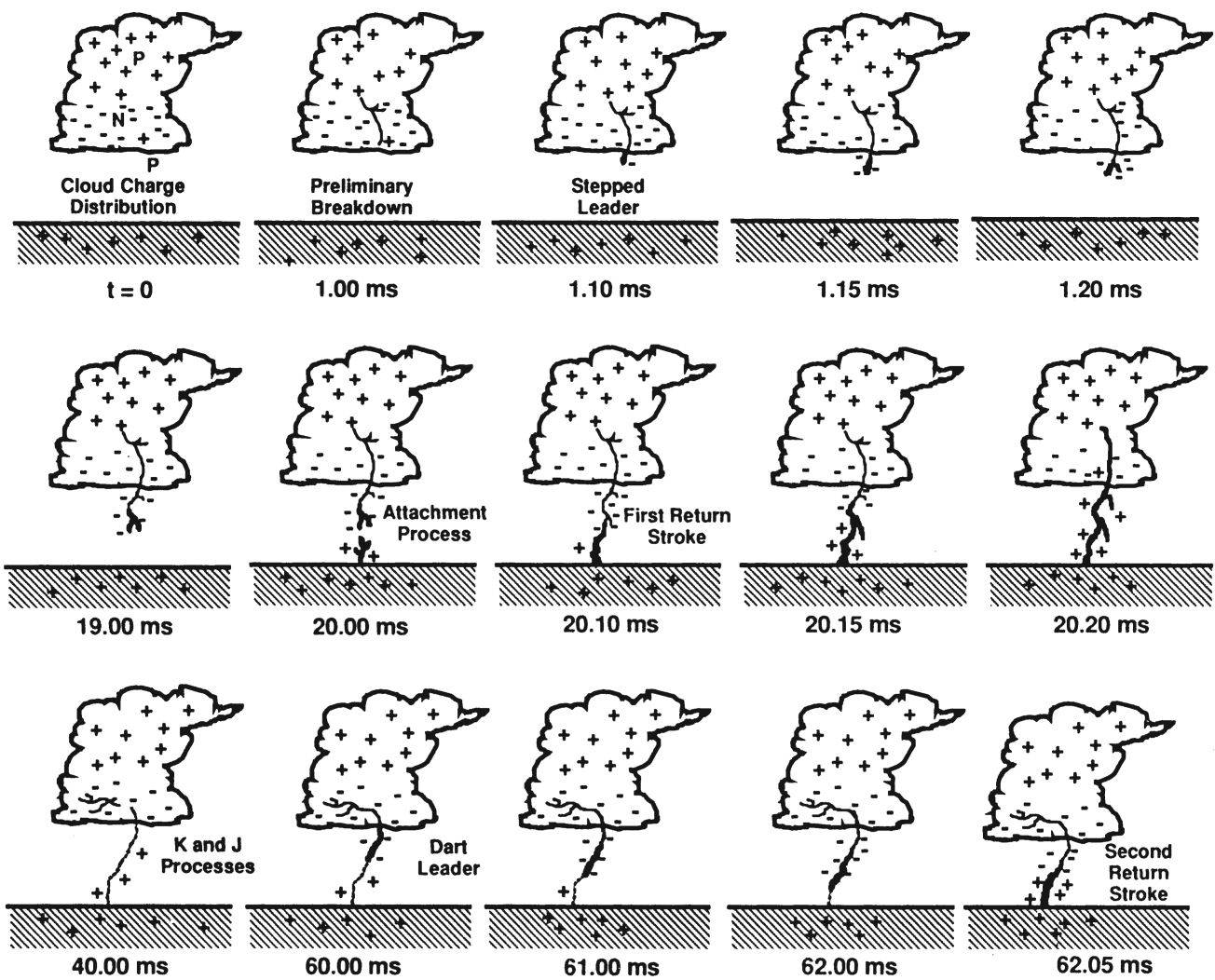


FIGURE 3. Sequence of steps in cloud-to-ground lightning.

when they occur, are similar to the subsequent strokes in natural lightning. These triggered subsequent strokes have been the subject of considerable recent research.

Also in the past 10 years or so sophisticated lightning locating equipment has been installed throughout the world. For example, all ground flashes in the U.S. are now centrally monitored for research, for better overall weather prediction, and for hazard warning for aviation, electric utilities and other lightning-sensitive facilities.

Information on lightning physics can be found in M. A. Uman, *The Lightning Discharge*, Academic Press, San Diego, 1987; on lightning death and injury in *Medical Aspects of Lightning Injury*, C. Andrews, M. A. Cooper, M. Darveniza, and D. Mackerras, Eds.,

CRC Press, Boca Raton, FL, 1992. Ground flash location information for the U.S., in real time or archived, is available from Geomet Data Service of Tucson, AZ, which is also a source of the names of providers of those data in other countries.

Table 2 has data for cloud-to-ground lightning discharges bringing negative charge to earth. The values listed are intended to convey a rough feeling for the various physical parameters of lightning. No great accuracy is claimed since the results of different investigators are often not in good agreement. These values may, in fact, depend on the particular environment in which the lightning discharge is generated. The choice of some of the entries in the table is arbitrary.

TABLE 2. Data for Cloud-to-Ground Lightning Discharges

	Minimum ^a	Representative values	Maximum ^a
Stepped leader			
Length of step, m	3	50	200
Time interval between steps, μ s	30	50	125
Average speed of propagation of stepped leader, m/s ^b	1.0×10^5	2.0×10^5	3.0×10^6
Charge deposited on stepped-leader channel, coulombs	3	5	20
Dart leader			
Speed of propagation, m/s ^b	1.0×10^6	1.0×10^7	2.4×10^7
Charge deposited on dart-leader channel, coulombs	0.2	1	6
Return stroke ^c			
Speed of propagation, m/s ^b	2.0×10^7	1.0×10^8	2.0×10^8
Maximum current rate of increase, kA/ μ s	<1	100	400
Time to peak current, μ s	<1	2	30
Peak current, kA	2	30	200
Time to half of peak current, μ s	10	50	250
Charge transferred excluding continuing current, coulombs	0.02	3	20
Channel length, km	2	5	15
Lightning flash			
Number of strokes per flash	1	4	26
Time interval between strokes in absence of continuing current, ms	3	60	100
Time duration of flash, s	10^{-2}	0.5	2
Charge transferred including continuing current, coulombs	3	30	200

^a The words maximum and minimum are used in the sense that most measured values fall between these limits.

^b Speeds of propagation are generally determined from photographic data and are "two-dimensional." Since many lightning flashes are not vertical, values stated are probably slight underestimates of actual values.

^c First return strokes have longer times to current peak and generally larger charge transfer than do subsequent return strokes

Adapted from Uman, M.A., *Lightning*, Dover Paperbook, New York, 1986, and Uman, M.A., *The Lightning Discharge*, Academic Press, San Diego, 1987.

SPEED OF SOUND IN VARIOUS MEDIA

The speeds of sound in various solids, liquids, and gases are given in these tables. While only a single parameter ν is needed for liquids and gases, sound propagation in isotropic solids is characterized by three velocity parameters. For a solid of infinite extent (or of finite extent if all dimensions are much larger than a wavelength), there are two relevant quantities:

ν_l : velocity of longitudinal waves
 ν_s : velocity of shear waves

For a cylindrical rod with a diameter much smaller than the wavelength:

ν_{ext} : velocity of extensional waves along the rod. (Torsional waves in the rod are propagated at the same speed as shear waves in an infinite solid.)

Table 1 lists values for a variety of solid materials. Table 2 covers liquids and gases; values for cryogenic liquids are given at the normal boiling point. Table 3 gives the speed of sound in pure water and in seawater of salinity $S = 3.5\%$ as a function of temperature. All values are in meters per second and are given for normal atmospheric pressure.

References

1. Gray, D. E., Ed., *American Institute of Physics Handbook*, Third Edition, McGraw Hill, New York, 1972.
2. Anderson, H.L., Ed., *A Physicist's Desk Reference*, American Institute of Physics, New York, 1989.
3. Mason, W. P., *Physical Acoustics and the Properties of Solids*, D. Van Nostrand Co., Princeton, N.J., 1958.
4. Landolt-Börnstein, *Numerical Data and Functional Relationships in Science and Technology, New Series, II/5, Molecular Acoustics*, Springer-Verlag, Heidelberg, 1967.
5. Lemmon, E.W., Huber, M.L., and McLinden, M.O., *NIST Standard Reference Database 23: Reference Fluid Thermodynamic and Transport Properties-REFPROP*, Version 9.0, National Institute of Standards and Technology, Standard Reference Data Program, Gaithersburg, Maryland, 2010.
6. International Association for the Properties of Water and Steam (IAPWS), *Release on the IAPWS Formulation 2008 for the Thermodynamic Properties of Seawater* (2008), available from <http://www.iapws.org>.
7. Feistel, R., A Gibbs Function for Seawater Thermodynamics for -6 to 80°C and Salinity up to 120 g kg^{-1} , *Deep-Sea Res. I* **55**, 1639-1671 (2008).
8. Millero, F.J., Feistel, R., Wright, D.G., and McDougall, T.J., The Composition of Standard Seawater and the Definition of the Reference-Composition Salinity Scale, *Deep-Sea Res. I* **55**, 50-72 (2008).

TABLE 1. Speed of Sound in Solids at Room Temperature

Name	$\nu_l/\text{m s}^{-1}$	$\nu_s/\text{m s}^{-1}$	$\nu_{\text{ext}}/\text{m s}^{-1}$	Name	$\nu_l/\text{m s}^{-1}$	$\nu_s/\text{m s}^{-1}$	$\nu_{\text{ext}}/\text{m s}^{-1}$
Metals							
Aluminum, rolled	6420	3040	5000	Steel, 347 Stainless	5790	3100	5000
Beryllium	12890	8880	12870	Steel, K9	5940	3250	5250
Brass (70 Cu, 30 Zn)	4700	2110	3480	Tin, rolled	3320	1670	2730
Constantan	5177	2625	4270	Titanium	6070	3125	5090
Copper, annealed	4760	2325	3810	Tungsten, annealed	5220	2890	4620
Copper, rolled	5010	2270	3750	Tungsten, drawn	5410	2640	4320
Duralumin 17S	6320	3130	5150	Zinc, rolled	4210	2440	3850
Gold, hard-drawn	3240	1200	2030	Other materials			
Iron, cast	4994	2809	4480	Fused silica	5968	3764	5760
Iron, electrolytic	5950	3240	5120	Glass, heavy silicate flint	3980	2380	3720
Iron, Armco	5960	3240	5200	Glass, light borate crown	5100	2840	4540
Lead, annealed	2160	700	1190	Glass, pyrex	5640	3280	5170
Lead, rolled	1960	690	1210	Lucite	2680	1100	1840
Magnesium, annealed	5770	3050	4940	Nylon 6-6	2620	1070	1800
Molybdenum	6250	3350	5400	Polyethylene	1950	540	920
Monel metal	5350	2720	4400	Polystyrene	2350	1120	1840
Nickel	6040	3000	4900	Rubber, butyl	1830		
Platinum	3260	1730	2800	Rubber, gum	1550		
Silver	3650	1610	2680	Rubber, neoprene	1600		
Steel (1% C)	5940	3220	5180	Tungsten carbide	6655	3980	6220

TABLE 2. Speed of Sound in Liquids and Gases

Name	$t/^{\circ}\text{C}$	$\nu/\text{m s}^{-1}$	Name	$t/^{\circ}\text{C}$	$\nu/\text{m s}^{-1}$
Liquids			1-Pentadecene	20	1351
Acetone	20	1187	Pentane	20	1036
Argon	-185.8	838	Propane	-42.1	1161
Benzene	25	1302	1-Propanol	20	1223
Bromobenzene	20	1169	Tetrachloromethane	25	930
Butane	-0.5	1038	Trichloromethane	25	987
1-Butanol	20	1262	1-Undecene	20	1275
Carbon disulfide	25	1140	Water	25	1497
Chlorobenzene	20	1311	Water (sea, $S = 3.5\%$)	25	1534
Cyclohexane	19	1299	Gases at 1 atm		
1-Decene	20	1250	Air, dry	25	346
Diethyl ether	25	951	Ammonia	0	414
Ethane	-88.6	1316	Argon	27	323
Ethanol	20	1159	Carbon monoxide	0	337
Ethylene	-103.8	1307	Carbon dioxide	0	258
Ethylene glycol	25	1639	Chlorine	0	205
Fluorobenzene	20	1183	Deuterium	0	888
Glycerol	25	1904	Ethane	27	312
Helium	-268.9	177	Ethylene	27	331
Heptane	20	1149	Helium	0	973
1-Heptene	20	1128	Hydrogen	27	1320
Hexane	20	1078	Hydrogen bromide	0	200
Hydrogen	-252.8	1119	Hydrogen chloride	0	294
Iodobenzene	20	1114	Hydrogen iodide	0	157
Mercury	25	1450	Hydrogen sulfide	0	295
Methane	-161.5	1338	Methane	27	450
Methanol	20	1116	Neon	0	433
Nitrobenzene	25	1463	Nitric oxide	10	330
Nitrogen	-195.8	851	Nitrogen	27	353
1-Nonene	20	1218	Nitrous oxide	0	256
Octane	20	1166	Oxygen	27	330
1-Octene	20	1184	Sulfur dioxide	0	209
Oxygen	-183.0	904	Water (steam)	100	472

TABLE 3. Speed of Sound in Water and Reference Seawater (Practical Salinity $S = 35$; Absolute Salinity $S_A = 35.16504 \text{ g kg}^{-1}$) at Different Temperatures

$t/^{\circ}\text{C}$	$\nu/\text{m s}^{-1}$	
	Water	Seawater
0.01	1402.4	1449.0
10	1447.3	1489.8
20	1482.3	1521.5
25	1496.7	1534.3
30	1509.2	1545.5
40	1528.9	1563.4
50	1542.6	
60	1551.0	
70	1554.7	
80	1554.4	
90	1550.5	
100	1543.2	

ATTENUATION AND SPEED OF SOUND IN AIR AS A FUNCTION OF HUMIDITY AND FREQUENCY

This table gives the attenuation and speed of sound as a function of frequency at various values of relative humidity. All values refer to still air at 20 °C.

References

1. Tables of Absorption and Velocity of Sound in Still Air at 68 °F (20 °C), AD-738576, National Technical Information Service, Springfield, VA.
2. Evans, L. B., Bass, H. E., and Sutherland, L. C., *J. Acoust. Soc. Am.*, 51, 1565, 1972.

Frequency (Hz)	Attenuation (dB/km)	Speed (m/s)
<i>Relative humidity 0%</i>		
20	0.51	343.477
40	1.07	343.514
50	1.26	343.525
63	1.43	343.536
100	1.67	343.550
200	1.84	343.559
400	1.96	343.561
630	2.11	343.562
800	2.27	343.562
1250	2.82	343.562
2000	4.14	343.562
4000	8.84	343.564
6300	14.89	343.565
10000	26.28	343.566
12500	35.81	343.566
16000	52.15	343.567
20000	75.37	343.567
40000	267.01	343.567
63000	644.66	343.567
80000	1032.14	343.567

<i>Relative humidity 30%</i>		
20	0.03	343.807
40	0.11	343.808
50	0.17	343.810
63	0.25	343.810
100	0.50	343.814
200	1.01	343.821
400	1.59	343.826
630	2.24	343.827
800	2.85	343.828
1250	5.09	343.828
2000	10.93	343.829
4000	38.89	343.831
6300	90.61	343.836
10000	204.98	343.846
12500	294.08	343.854
16000	422.51	343.865
20000	563.66	343.877
40000	1110.97	343.911
63000	1639.47	343.924
80000	2083.08	343.929

Frequency (Hz)	Attenuation (dB/km)	Speed (m/s)
<i>Relative humidity 60%</i>		
20	0.02	344.182
40	0.06	344.183
50	0.09	344.183
63	0.15	344.184
100	0.34	344.185
200	0.99	344.190
400	1.94	344.197
630	2.57	344.200
800	2.94	344.201
1250	4.01	344.202
2000	6.55	344.203
4000	18.73	344.204
6300	42.51	344.204
10000	101.84	344.206
12500	155.67	344.208
16000	247.78	344.211
20000	373.78	344.215
40000	1195.37	344.238
63000	2220.64	344.262
80000	2951.71	344.274

<i>Relative humidity 100%</i>		
20	0.01	344.685
40	0.04	344.685
50	0.06	344.685
63	0.09	344.685
100	0.22	344.686
200	0.77	344.689
400	2.02	344.695
630	3.05	344.699
800	3.57	344.701
1250	4.59	344.704
2000	6.29	344.705
4000	13.58	344.706
6300	27.72	344.706
10000	63.49	344.706
12500	96.63	344.707
16000	154.90	344.708
20000	237.93	344.709
40000	884.28	344.718
63000	1973.62	344.731
80000	2913.01	344.742

SPEED OF SOUND IN DRY AIR

Eric W. Lemmon

These values were calculated from the equation of state for dry air (average molecular weight 28.96) treated as a real gas. Values refer to standard atmospheric pressure. The speed of sound varies only slightly with pressure; at two atmospheres and -100°C the value decreases by 0.16%, while at two atmospheres and 80°C the speed increases by 0.05%. For additional values, see the table in Section 6 labeled “Thermophysical Properties of Air.”

Reference

Lemmon, E.W., Jacobsen, R.T, Penoncello, S.G., and Friend, D.G., Thermodynamic Properties of Air and Mixtures of Nitrogen, Argon, and Oxygen from 60 to 2000 K at Pressures to 2000 MPa, *J. Phys. Chem. Ref. Data* 29, 331, 2000.

$t/^{\circ}\text{C}$	$v_s/\text{m s}^{-1}$	$t/^{\circ}\text{C}$	$v_s/\text{m s}^{-1}$	$t/^{\circ}\text{C}$	$v_s/\text{m s}^{-1}$
-100	263.5	-30	312.7	40	354.9
-95	267.3	-25	315.9	45	357.7
-90	271.1	-20	319.1	50	360.4
-85	274.8	-15	322.2	55	363.2
-80	278.5	-10	325.4	60	365.9
-75	282.1	-5	328.4	65	368.7
-70	285.7	0	331.5	70	371.3
-65	289.2	5	334.5	75	374.0
-60	292.7	10	337.5	80	376.7
-55	296.1	15	340.5	85	379.3
-50	299.5	20	343.4	90	381.9
-45	302.9	25	346.3	95	384.5
-40	306.2	30	349.2	100	387.0
-35	309.5	35	352.0		

MUSICAL SCALES

Equal Tempered Chromatic Scale

A₄ = 440 Hz

International Concert Pitch

Note	Frequency	Note	Frequency	Note	Frequency	Note	Frequency
C ₀	16.35	C ₂	65.41	C ₄	261.63	C ₆	1046.50
C# ₀	17.32	C# ₂	69.30	C# ₄	277.18	C# ₆	1108.73
D ₀	18.35	D ₂	73.42	D ₄	293.66	D ₆	1174.66
D# ₀	19.45	D# ₂	77.78	D# ₄	311.13	D# ₆	1244.51
E ₀	20.60	E ₂	82.41	E ₄	329.63	E ₆	1318.51
F ₀	21.83	F ₂	87.31	F ₄	349.23	F ₆	1396.91
F# ₀	23.12	F# ₂	92.50	F# ₄	369.99	F# ₆	1479.98
G ₀	24.50	G ₂	98.00	G ₄	392.00	G ₆	1567.98
G# ₀	25.96	G# ₂	103.83	G# ₄	415.30	G# ₆	1661.22
A ₀	27.50	A ₂	110.00	A ₄	440.00	A ₆	1760.00
A# ₀	29.14	A# ₂	116.54	A# ₄	466.16	A# ₆	1864.66
B ₀	30.87	B ₂	123.47	B ₄	493.88	B ₆	1975.53
C ₁	32.70	C ₃	130.81	C ₅	523.25	C ₇	2093.00
C# ₁	34.65	C# ₃	138.59	C# ₅	554.37	C# ₇	2217.46
D ₁	36.71	D ₃	146.83	D ₅	587.33	D ₇	2349.32
D# ₁	38.89	D# ₃	155.56	D# ₅	622.25	D# ₇	2489.02
E ₁	41.20	E ₃	164.81	E ₅	659.26	E ₇	2637.02
F ₁	43.65	F ₃	174.61	F ₅	698.46	F ₇	2793.83
F# ₁	46.25	F# ₃	185.00	F# ₅	739.99	F# ₇	2959.96
G ₁	49.00	G ₃	196.00	G ₅	783.99	G ₇	3135.96
G# ₁	51.91	G# ₃	207.65	G# ₅	830.61	G# ₇	3322.44
A ₁	55.00	A ₃	220.00	A ₅	880.00	A ₇	3520.00
A# ₁	58.27	A# ₃	233.08	A# ₅	932.33	A# ₇	3729.31
B ₁	61.74	B ₃	246.94	B ₅	987.77	B ₇	3951.07
						C ₈	4186.01

Scientific or Just Scale

C₄ = 256 Hz

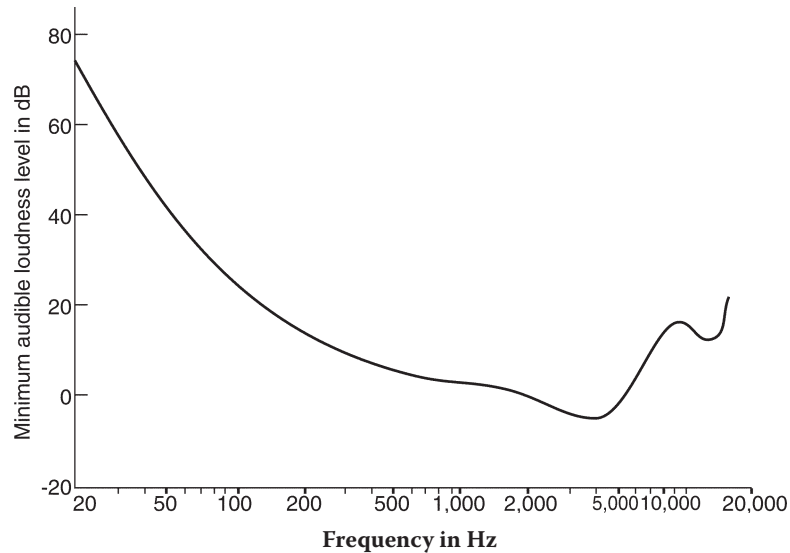
Note	Frequency	Note	Frequency	Note	Frequency	Note	Frequency
C ₀	16	C ₂	64	C ₄	256	C ₆	1024
D ₀	18	D ₂	72	D ₄	288	D ₆	1152
E ₀	20	E ₂	80	E ₄	320	E ₆	1280
F ₀	21.33	F ₂	85.33	F ₄	341.33	F ₆	1365.33
G ₀	24	G ₂	96	G ₄	384	G ₆	1536
A ₀	26.67	A ₂	106.67	A ₄	426.67	A ₆	1706.67
B ₀	30	B ₂	120	B ₄	480	B ₆	1920
C ₁	32	C ₃	128	C ₅	512	C ₇	2048
D ₁	36	D ₃	144	D ₅	576	D ₇	2304
E ₁	40	E ₃	160	E ₅	640	E ₇	2560
F ₁	42.67	F ₃	170.67	F ₅	682.67	F ₇	2730.67
G ₁	48	G ₃	192	G ₅	768	G ₇	3072
A ₁	53.33	A ₃	213.33	A ₅	853.33	A ₇	3413.33
B ₁	60	B ₃	240	B ₅	960	B ₇	3840
						C ₈	4096

CHARACTERISTICS OF HUMAN HEARING

The human ear is sensitive to sound waves with frequencies in the range from a few hertz to almost 20 kHz. Auditory response is usually expressed in terms of the *loudness level* of a sound, which is a measure of the sound pressure. The reference level, which is given in the unit *phon*, is a pure tone of frequency 1000 Hz with sound pressure of 20 μPa (in cgs units, $2 \cdot 10^{-4} \text{ dyn/cm}^2$); loudness level is usually expressed in decibels (dB) relative to this reference level. If a normal observer perceives an arbitrary sound to

be equally loud as this reference sound, the sound is said to have the loudness level of the reference. The sensitivity of the typical human ear ranges from about 0 dB, the threshold loudness level, to about 140 dB, the level at which pain sets in. The minimum detectable level thus represents a sound wave of pressure 20 μPa and intensity (power density) 10^{-16} W/cm^2 .

The following figure illustrates the frequency dependence of the threshold for an average young adult.



The relation between loudness level and frequency for a typical person is expressed by the following table:

Sound pressure level in dB relative to 20 μPa	Frequency in Hz					
	125	500	1000	4000	8000	10000
10			10	18		
20		16	20	28	11	
30	4	27	30	37	21	17
40	17	39	40	45	30	26
50	34	52	50	54	38	35
60	52	65	60	64	47	44
70	70	76	70	73	56	54
80	86	86	80	83	66	64
90	98	96	90	94	77	74
100	108	105	100	106	88	86

Thus, a 10,000 Hz tone at a pressure level of 50 dB seems equally loud as a 1000 Hz tone at a pressure of 35 dB.

The term *noise* refers to any unwanted sound, either a pure tone or a mixture of frequencies. Since the sensitivity of the ear is fre-

quency dependent, as illustrated by the above table, noise level is expressed in a frequency-weighted scale, known as A-weighting. Decibel readings on this scale are designated as dBA. Typical noise levels from various sources are illustrated in this table:

Source	Noise level in dBa
Rocket engine	200
Jet aircraft engine	160
Light aircraft, cruising	140
Tractor, 150 hp	115
Electric motor, 100 hp at 2600 rpm	105
Pneumatic drill	100
Subway train	90
Vacuum cleaner	85
Heavy automobile traffic	75
Conversational speech	65
Whispered speech	40
Background noise, recording studio	25-30

Recommended noise thresholds in the workplace have been established by the American Conference of Government Industrial

Hygienists. Some examples of the maximum safe levels for different daily exposure times are given below.

Duration of exposure	Max. level in dBa
24 h	80
8 h	85
4 h	88
1 h	94
30 min	97
15 min	100
2 min	109
28 s	115
0.11 s	139

No exposure greater than 140 dBa is permitted. Further details may be found in Reference 3.

References

1. Anderson, H. L., Ed., *A Physicist's Desk Reference*, American Institute of Physics, New York, 1989, chap. 2.
2. Gray, D. E., Ed., *American Institute of Physics Handbook, Third Edition*, McGraw Hill, New York, 1972, chap. 3.
3. *Threshold Limit Values for Chemical Substances and Physical Agents; Biological Exposure Indices*, 2008 Edition, American Conference of Governmental Industrial Hygienists, 1330 Kemper Meadow Drive, Cincinnati, OH 45240-1634; <www.acgih.org>.

Section 15

Practical Laboratory Data

Standard ITS-90 Thermocouple Tables	15-1
Reference Points on the ITS-90 Temperature Scale	15-10
Relative Sensitivity of Bayard-Alpert Ionization Gauges to Various Gases	15-12
Laboratory Solvents and Other Liquid Reagents	15-13
Miscibility of Organic Solvents	15-23
Density of Solvents as a Function of Temperature	15-25
Dependence of Boiling Point on Pressure	15-26
Ebullioscopic Constants for Calculation of Boiling Point Elevation	15-27
Cryoscopic Constants for Calculation of Freezing Point Depression	15-28
Freezing Point Lowering by Electrolytes in Aqueous Solution	15-28
Correction of Barometer Readings to 0 °C Temperature	15-29
Determination of Relative Humidity from Dew Point	15-30
Determination of Relative Humidity from Wet and Dry Bulb Temperatures	15-31
Constant Humidity Solutions	15-32
Standard Salt Solutions for Humidity Calibration	15-33
Low-Temperature Baths for Maintaining Constant Temperature	15-33
Metals and Alloys with Low Melting Temperature	15-34
Wire Tables	15-35
Standard Fittings for Compressed Gas Cylinders	15-36
Plug and Outlet Configurations for Common Laboratory Devices	15-38
Characteristics of Particles and Particle Dispersoids	15-39
Density of Various Solids	15-40
Density of Sulfuric Acid	15-41
Density of Ethanol–Water Mixtures	15-43
Dielectric Strength of Insulating Materials	15-44
Coefficient of Friction	15-49
Flame Temperatures	15-51
Allocation of Frequencies in the Radio Spectrum	15-52

This page intentionally left blank

STANDARD ITS-90 THERMOCOUPLE TABLES

The Instrument Society of America (ISA) has assigned standard letter designations to a number of thermocouple types having specified emf-temperature relations. These designations and the approximate metal compositions that meet the required relations, as well as the useful temperature ranges, are given below:

Type B	(Pt + 30% Rh) vs. (Pt + 6% Rh)	0 to 1820 °C
Type E	(Ni + 10% Cr) vs. (Cu + 43% Ni)	–270 to 1000 °C
Type J	Fe vs. (Cu + 43% Ni)	–210 to 1200 °C
Type K	(Ni + 10% Cr) vs. (Ni + 2% Al + 2% Mn + 1% Si)	–270 to 1372 °C
Type N	(Ni + 14% Cr + 1.5% Si) vs. (Ni + 4.5% Si + 0.1% Mg)	–270 to 1300 °C
Type R	(Pt + 13% Rh) vs. Pt	–50 to 1768 °C
Type S	(Pt + 10% Rh) vs. Pt	–50 to 1768 °C
Type T	Cu vs. (Cu + 43% Ni)	–270 to 400 °C

The compositions are given in weight percent, and the positive leg is listed first. It should be emphasized that the standard letter

designations do not imply a precise composition but rather that the specified emf-temperature relation is satisfied.

The first set of tables below lists, for each thermocouple type, the emf as a function of temperature on the International Temperature Scale of 1990 (ITS-90). The coefficients in the equation used to generate the table are also given. The second set of tables gives the inverse relationships, i.e., the coefficients in the polynomial equation that expresses the temperature as a function of thermocouple emf. The accuracy of these equations is also stated.

Further details and tables at closer intervals may be found in Reference 1.

References

1. Burns, G. W., Seroger, M. G., Strouse, G. F., Croarkin, M. C., and Guthrie, W. F., *Temperature-Electromotive Force Reference Functions and Tables for the Letter-Designated Thermocouple Types Based on the ITS-90*, Natl. Inst. Stand. Tech. (U.S.) Monogr. 175, 1993.
2. Schooley, J. F., *Thermometry*, CRC Press, Boca Raton, FL, 1986.

Type B Thermocouples: emf-Temperature (°C) Reference Table and Equations

Thermocouple emf as a Function of Temperature in Degrees Celsius (ITS-90)

emf in Millivolts		Reference junctions at 0 °C									
°C	0	10	20	30	40	50	60	70	80	90	100
0	0.000	–0.002	–0.003	–0.002	–0.000	0.002	0.006	0.011	0.017	0.025	0.033
100	0.033	0.043	0.053	0.065	0.078	0.092	0.107	0.123	0.141	0.159	0.178
200	0.178	0.199	0.220	0.243	0.267	0.291	0.317	0.344	0.372	0.401	0.431
300	0.431	0.462	0.494	0.527	0.561	0.596	0.632	0.669	0.707	0.746	0.787
400	0.787	0.828	0.870	0.913	0.957	1.002	1.048	1.095	1.143	1.192	1.242
500	1.242	1.293	1.344	1.397	1.451	1.505	1.561	1.617	1.675	1.733	1.792
600	1.792	1.852	1.913	1.975	2.037	2.101	2.165	2.230	2.296	2.363	2.431
700	2.431	2.499	2.569	2.639	2.710	2.782	2.854	2.928	3.002	3.078	3.154
800	3.154	3.230	3.308	3.386	3.466	3.546	3.626	3.708	3.790	3.873	3.957
900	3.957	4.041	4.127	4.213	4.299	4.387	4.475	4.564	4.653	4.743	4.834
1000	4.834	4.926	5.018	5.111	5.205	5.299	5.394	5.489	5.585	5.682	5.780
1100	5.780	5.878	5.976	6.075	6.175	6.276	6.377	6.478	6.580	6.683	6.786
1200	6.786	6.890	6.995	7.100	7.205	7.311	7.417	7.524	7.632	7.740	7.848
1300	7.848	7.957	8.066	8.176	8.286	8.397	8.508	8.620	8.731	8.844	8.956
1400	8.956	9.069	9.182	9.296	9.410	9.524	9.639	9.753	9.868	9.984	10.099
1500	10.099	10.215	10.331	10.447	10.563	10.679	10.796	10.913	11.029	11.146	11.263
1600	11.263	11.380	11.497	11.614	11.731	11.848	11.965	12.082	12.199	12.316	12.433
1700	12.433	12.549	12.666	12.782	12.898	13.014	13.130	13.246	13.361	13.476	13.591
1800	13.591	13.706	13.820								

NOTE—Temperature ranges and coefficients of equations used to compute the above table: The equations are of the form: $E = c_0 + c_1 t + c_2 t^2 + c_3 t^3 + \dots c_n t^n$, where E is the emf in millivolts, t is the temperature in degrees Celsius (ITS-90), and $c_0, c_1, c_2, c_3, \dots$ etc. are the coefficients. These coefficients are extracted from Reference 1.

0 °C to 630.615 °C			630.615 °C to 1820 °C		
c_0	=	0.000 000 000 0		=	-3.893 816 862 1 ...
c_1	=	$-2.465\,081\,834\,6 \times 10^{-4}$		=	$2.857\,174\,747\,0 \times 10^{-2}$
c_2	=	$5.904\,042\,117\,1 \times 10^{-6}$		=	$-8.488\,510\,478\,5 \times 10^{-5}$
c_3	=	$-1.325\,793\,163\,6 \times 10^{-9}$		=	$1.578\,528\,016\,4 \times 10^{-7}$
c_4	=	$1.566\,829\,190\,1 \times 10^{-12}$		=	$-1.683\,534\,486\,4 \times 10^{-10}$
c_5	=	$-1.694\,452\,924\,0 \times 10^{-15}$		=	$1.110\,979\,401\,3 \times 10^{-13}$
c_6	=	$6.299\,034\,709\,4 \times 10^{-19}$		=	$-4.451\,543\,103\,3 \times 10^{-17}$
c_7	=		=	$9.897\,564\,082\,1 \times 10^{-21}$
c_8	=		=	$-9.379\,133\,028\,9 \times 10^{-25}$

Type E Thermocouples: emf-Temperature (°C) Reference Table and Equations

Thermocouple emf as a Function of Temperature in Degrees Celsius (ITS-90)

emf in Millivolts		Reference junctions at 0 °C									
°C	0	-10	-20	-30	-40	-50	-60	-70	-80	-90	-100
-200	-8.825	-9.063	-9.274	-9.455	-9.604	-9.718	-9.797	-9.835			
-100	-5.237	-5.681	-6.107	-6.516	-6.907	-7.279	-7.632	-7.963	-8.273	-8.561	-8.825
0	0.000	-0.582	-1.152	-1.709	-2.255	-2.787	-3.306	-3.811	-4.302	-4.777	-5.237
°C	0	10	20	30	40	50	60	70	80	90	100
0	0.000	0.591	1.192	1.801	2.420	3.048	3.685	4.330	4.985	5.648	6.319
100	6.319	6.998	7.685	8.379	9.081	9.789	10.503	11.224	11.951	12.684	13.421
200	13.421	14.164	14.912	15.664	16.420	17.181	17.945	18.713	19.484	20.259	21.036
300	21.036	21.817	22.600	23.386	24.174	24.964	25.757	26.552	27.348	28.146	28.946
400	28.946	29.747	30.550	31.354	32.159	32.965	33.772	34.579	35.387	36.196	37.005
500	37.005	37.815	38.624	39.434	40.243	41.053	41.862	42.671	43.479	44.286	45.093
600	45.093	45.900	46.705	47.509	48.313	49.116	49.917	50.718	51.517	52.315	53.112
700	53.112	53.908	54.703	55.497	56.289	57.080	57.870	58.659	59.446	60.232	61.017
800	61.017	61.801	62.583	63.364	64.144	64.922	65.698	66.473	67.246	68.017	68.787
900	68.787	69.554	70.319	71.082	71.844	72.603	73.360	74.115	74.869	75.621	76.373
1000	76.373										

NOTE—Temperature ranges and coefficients of equations used to compute the above table: The equations are of the form: $E = c_0 + c_1 t + c_2 t^2 + c_3 t^3 + \dots + c_n t^n$, where E is the emf in millivolts, t is the temperature in degrees Celsius (ITS-90), and $c_0, c_1, c_2, c_3, \dots$ are the coefficients. These coefficients are extracted from Reference 1.

-270 to 0 °C			0 °C to 1000 °C		
c_0	=	0.000 000 000 0 ...		=	0.000 000 000 0 ...
c_1	=	$5.866\,550\,870\,8 \times 10^{-2}$		=	$5.866\,550\,871\,0 \times 10^{-2}$
c_2	=	$4.541\,097\,712\,4 \times 10^{-5}$		=	$4.503\,227\,558\,2 \times 10^{-5}$
c_3	=	$-7.799\,804\,868\,6 \times 10^{-7}$		=	$2.890\,840\,721\,2 \times 10^{-8}$
c_4	=	$-2.580\,016\,084\,3 \times 10^{-8}$		=	$-3.305\,689\,665\,2 \times 10^{-10}$
c_5	=	$-5.945\,258\,305\,7 \times 10^{-10}$		=	$6.502\,440\,327\,0 \times 10^{-13}$
c_6	=	$-9.321\,405\,866\,7 \times 10^{-12}$		=	$-1.919\,749\,550\,4 \times 10^{-16}$
c_7	=	$-1.028\,760\,553\,4 \times 10^{-13}$		=	$-1.253\,660\,049\,7 \times 10^{-18}$
c_8	=	$-8.037\,012\,362\,1 \times 10^{-16}$		=	$2.148\,921\,756\,9 \times 10^{-21}$
c_9	=	$-4.397\,949\,739\,1 \times 10^{-18}$		=	$-1.438\,804\,178\,2 \times 10^{-24}$
c_{10}	=	$-1.641\,477\,635\,5 \times 10^{-20}$		=	$3.596\,089\,948\,1 \times 10^{-28}$
c_{11}	=	$-3.967\,361\,951\,6 \times 10^{-23}$		=
c_{12}	=	$-5.582\,732\,872\,1 \times 10^{-26}$		=
c_{13}	=	$-3.465\,784\,201\,3 \times 10^{-29}$		=

Type J Thermocouples: emf-Temperature (°C) Reference Table and Equations

Thermocouple emf as a Function of Temperature in Degrees Celsius (ITS-90)

emf in Millivolts		Reference junctions at 0 °C									
°C	0	-10	-20	-30	-40	-50	-60	-70	-80	-90	-100
-200	-7.890	-8.095									
-100	-4.633	-5.037	-5.426	-5.801	-6.159	-6.500	-6.821	-7.123	-7.403	-7.659	-7.890
0	0.000	-0.501	-0.995	-1.482	-1.961	-2.431	-2.893	-3.344	-3.786	-4.215	-4.633

°C	emf in Millivolts								Reference junctions at 0 °C		
	0	10	20	30	40	50	60	70	80	90	100
0	0.000	0.507	1.019	1.537	2.059	2.585	3.116	3.650	4.187	4.726	5.269
100	5.269	5.814	6.360	6.909	7.459	8.010	8.562	9.115	9.669	10.224	10.779
200	10.779	11.334	11.889	12.445	13.000	13.555	14.110	14.665	15.219	15.773	16.327
300	16.327	16.881	17.434	17.986	18.538	19.090	19.642	20.194	20.745	21.297	21.848
400	21.848	22.400	22.952	23.504	24.057	24.610	25.164	25.720	26.276	26.834	27.393
500	27.393	27.953	28.516	29.080	29.647	30.216	30.788	31.362	31.939	32.519	33.102
600	33.102	33.689	34.279	34.873	35.470	36.071	36.675	37.284	37.896	38.512	39.132
700	39.132	39.755	40.382	41.012	41.645	42.281	42.919	43.559	44.203	44.848	45.494
800	45.494	46.141	46.786	47.431	48.074	48.715	49.353	49.989	50.622	51.251	51.877
900	51.877	52.500	53.119	53.735	54.347	54.956	55.561	56.164	56.763	57.360	57.953
1000	57.953	58.545	59.134	59.721	60.307	60.890	61.473	62.054	62.634	63.214	63.792
1100	63.792	64.370	64.948	65.525	66.102	66.679	67.255	67.831	68.406	68.980	69.553
1200	69.553										

NOTE—Temperature ranges and coefficients of equations used to compute the above table: The equations are of the form: $E = c_0 + c_1 t + c_2 t^2 + c_3 t^3 + \dots c_n t^n$, where E is the emf in millivolts, t is the temperature in degrees Celsius (ITS-90), and $c_0, c_1, c_2, c_3, \dots$ are the coefficients. These coefficients are extracted from Reference 1.

−260 °C to 760 °C			760 °C to 1200 °C		
c_0	=	0.000 000 000 0 ...	c_0	=	2.964 562 568 1 × 10 ²
c_1	=	5.038 118 781 5 × 10 ^{−2}	c_1	=	−1.497 612 778 6 ...
c_2	=	3.047 583 693 0 × 10 ^{−5}	c_2	=	3.178 710 392 4 × 10 ^{−3}
c_3	=	−8.568 106 572 0 × 10 ^{−8}	c_3	=	−3.184 768 670 1 × 10 ^{−6}
c_4	=	1.322 819 529 5 × 10 ^{−10}	c_4	=	1.572 081 900 4 × 10 ^{−9}
c_5	=	−1.705 295 833 7 × 10 ^{−13}	c_5	=	−3.069 136 905 6 × 10 ^{−13}
c_6	=	2.094 809 069 7 × 10 ^{−16}	c_6	=
c_7	=	−1.253 839 533 6 × 10 ^{−19}	c_7	=
c_8	=	1.563 172 569 7 × 10 ^{−23}	c_8	=

Type K Thermocouples: emf-Temperature (°C) Reference Table and Equations

Thermocouple emf as a Function of Temperature in Degrees Celsius (ITS-90)

°C	emf in Millivolts								Reference junctions at 0 °C		
	0	−10	−20	−30	−40	−50	−60	−70	−80	−90	−100
−200	−5.891	−6.035	−6.158	−6.262	−6.344	−6.404	−6.441	−6.458			
−100	−3.554	−3.852	−4.138	−4.411	−4.669	−4.913	−5.141	−5.354	−5.550	−5.730	−5.891
0	0.000	−0.392	−0.778	−1.156	−1.527	−1.889	−2.243	−2.587	−2.920	−3.243	−3.554
°C	0	10	20	30	40	50	60	70	80	90	100
0	0.000	0.397	0.798	1.203	1.612	2.023	2.436	2.851	3.267	3.682	4.096
100	4.096	4.509	4.920	5.328	5.735	6.138	6.540	6.941	7.340	7.739	8.138
200	8.138	8.539	8.940	9.343	9.747	10.153	10.561	10.971	11.382	11.795	12.209
300	12.209	12.624	13.040	13.457	13.874	14.293	14.713	15.133	15.554	15.975	16.397
400	16.397	16.820	17.243	17.667	18.091	18.516	18.941	19.366	19.792	20.218	20.644
500	20.644	21.071	21.497	21.924	22.350	22.776	23.203	23.629	24.055	24.480	24.905
600	24.905	25.330	25.755	26.179	26.602	27.025	27.447	27.869	28.289	28.710	29.129
700	29.129	29.548	29.965	30.382	30.798	31.213	31.628	32.041	32.453	32.865	33.275
800	33.275	33.685	34.093	34.501	34.908	35.313	35.718	36.121	36.524	36.925	37.326
900	37.326	37.725	38.124	38.522	38.918	39.314	39.708	40.101	40.494	40.885	41.276
1000	41.276	41.665	42.053	42.440	42.826	43.211	43.595	43.978	44.359	44.740	45.119
1100	45.119	45.497	45.873	46.249	46.623	46.995	47.367	47.737	48.105	48.473	48.838
1200	48.838	49.202	49.565	49.926	50.286	50.644	51.000	51.355	51.708	52.060	52.410
1300	52.410	52.759	53.106	53.451	53.795	54.138	54.479	54.819			

NOTE—Temperature ranges and coefficients of equations used to compute the above table: The equations are of the form $E = c_0 + c_1 t + c_2 t^2 + c_3 t^3 + \dots c_n t^n$, where E is the emf in millivolts, t is the temperature in degrees Celsius (ITS-90), and $c_0, c_1, c_2, c_3, \dots$ are the coefficients. In the 0 °C to 1372 °C range there is also an exponential term that must be evaluated and added to the equation. The exponential term is of the form $c_0 e^{c_1(t-126.9686)^2}$, where t is the temperature in °C, e is the natural logarithm base, and c_0 and c_1 are the coefficients. These coefficients are extracted from Reference 1.

		−270 °C to 0 °C	0 °C to 1372 °C	0 °C to 1372 °C (Exponential term)
c_0	=	0.000 000 000 0	$-1.760\,041\,368\,6 \times 10^{-2}$	$1.185\,976 \times 10^{-1}$
c_1	=	$3.945\,012\,802\,5 \times 10^{-2}$	$3.892\,120\,497\,5 \times 10^{-2}$	$-1.183\,432 \times 10^{-4}$
c_2	=	$2.362\,237\,359\,8 \times 10^{-5}$	$1.855\,877\,003\,2 \times 10^{-5}$
c_3	=	$-3.285\,890\,678\,4 \times 10^{-7}$	$-9.945\,759\,287\,4 \times 10^{-8}$
c_4	=	$-4.990\,482\,877\,7 \times 10^{-9}$	$3.184\,094\,571\,9 \times 10^{-10}$
c_5	=	$-6.750\,905\,917\,3 \times 10^{-11}$	$-5.607\,284\,488\,9 \times 10^{-13}$
c_6	=	$-5.741\,032\,742\,8 \times 10^{-13}$	$5.607\,505\,905\,9 \times 10^{-16}$
c_7	=	$-3.108\,887\,289\,4 \times 10^{-15}$	$-3.202\,072\,000\,3 \times 10^{-19}$
c_8	=	$-1.045\,160\,936\,5 \times 10^{-17}$	$9.715\,114\,715\,2 \times 10^{-23}$
c_9	=	$-1.988\,926\,687\,8 \times 10^{-20}$	$-1.210\,472\,127\,5 \times 10^{-26}$
c_{10}	=	$-1.632\,269\,748\,6 \times 10^{-23}$

Type N Thermocouples: emf-Temperature (°C) Reference Table and Equations
Thermocouple emf as a Function of Temperature in Degrees Celsius (ITS-90)

emf in Millivolts		Reference junctions at 0 °C									
°C	0	−10	−20	−30	−40	−50	−60	−70	−80	−90	−100
−200	3.990	−4.083	−4.162	−4.226	−4.277	−4.313	−4.336	−4.345			
−100	−2.407	−2.612	2.808	2.994	3.171	3.336	−3.491	3.634	−3.766	−3.884	−3.990
0	0.000	−0.260	−0.518	−0.772	−1.023	−1.269	−1.509	1.744	−1.972	−2.193	−2.407
°C	0	10	20	30	40	50	60	70	80	90	100
0	0.000	0.261	0.525	0.793	1.065	1.340	1.619	1.902	2.189	2.480	2.774
100	2.774	3.072	3.374	3.680	3.989	4.302	4.618	4.937	5.259	5.585	5.913
200	5.913	6.245	6.579	6.916	7.255	7.597	7.941	8.288	8.637	8.988	9.341
300	9.341	9.696	10.054	10.413	10.774	11.136	11.501	11.867	12.234	12.603	12.974
400	12.974	13.346	13.719	14.094	14.469	14.846	15.225	15.604	15.984	16.366	16.748
500	16.748	17.131	17.515	17.900	18.286	18.672	19.059	19.447	19.835	20.224	20.613
600	20.613	21.003	21.393	21.784	22.175	22.566	22.958	23.350	23.742	24.134	24.527
700	24.527	24.919	25.312	25.705	26.098	26.491	26.883	27.276	27.669	28.062	28.455
800	28.455	28.847	29.239	29.632	30.024	30.416	30.807	31.199	31.590	31.981	32.371
900	32.371	32.761	33.151	33.541	33.930	34.319	34.707	35.095	35.482	35.869	36.256
1000	36.256	36.641	37.027	37.411	37.795	38.179	38.562	38.944	39.326	39.706	40.087
1100	40.087	40.466	40.845	41.223	41.600	41.976	42.352	42.727	43.101	43.474	43.846
1200	43.846	44.218	44.588	44.958	45.326	45.694	46.060	46.425	46.789	47.152	47.513
1300	47.513										

NOTE—Temperature ranges and coefficients of equations used to compute the above table: The equations are of the form $E = c_0 + c_1t + c_2t^2 + c_3t^3 + \dots + c_nt^n$, where E is the emf in millivolts, t is the temperature in degrees Celsius (ITS-90), and $c_0, c_1, c_2, c_3, \dots$ etc. are the coefficients. These coefficients are extracted from Reference 1.

		−270 °C to 0 °C	0 °C to 1300 °C
c_0	=	0.000 000 000 0 ...	0.000 000 000 0...
c_1	=	$2.615\,910\,596\,2 \times 10^{-2}$	$2.592\,939\,460\,1 \times 10^{-2}$
c_2	=	$1.095\,748\,422\,8 \times 10^{-5}$	$1.571\,014\,188\,0 \times 10^{-5}$
c_3	=	$-9.384\,111\,155\,4 \times 10^{-8}$	$4.382\,562\,723\,7 \times 10^{-8}$
c_4	=	$-4.641\,203\,975\,9 \times 10^{-11}$	$-2.526\,116\,979\,4 \times 10^{-10}$
c_5	=	$-2.630\,335\,771\,6 \times 10^{-12}$	$6.431\,181\,933\,9 \times 10^{-13}$
c_6	=	$-2.265\,343\,800\,3 \times 10^{-14}$	$-1.006\,347\,151\,9 \times 10^{-15}$
c_7	=	$-7.608\,930\,079\,1 \times 10^{-17}$	$9.974\,533\,899\,2 \times 10^{-19}$
c_8	=	$-9.341\,966\,783\,5 \times 10^{-20}$	$-6.086\,324\,560\,7 \times 10^{-22}$
c_9	=	$2.084\,922\,933\,9 \times 10^{-25}$
c_{10}	=	$-3.068\,219\,615\,1 \times 10^{-29}$

Type R Thermocouples: emf-Temperature (°C) Reference Table and Equations

Thermocouple emf as a Function of Temperature in Degrees Celsius (ITS-90)

emf in Millivolts		Reference junctions at 0 °C									
°C	0	-10	-20	-30	-40	-50	-60	-70	-80	-90	-100
0	0.000	-0.051	-0.100	-0.145	-0.188	-0.226					
°C	0	10	20	30	40	50	60	70	80	90	100
0	0.000	0.054	0.111	0.171	0.232	0.296	0.363	0.431	0.501	0.573	0.647
100	0.647	0.723	0.800	0.879	0.959	1.041	1.124	1.208	1.294	1.381	1.469
200	1.469	1.558	1.648	1.739	1.831	1.923	2.017	2.112	2.207	2.304	2.401
300	2.401	2.498	2.597	2.696	2.796	2.896	2.997	3.099	3.201	3.304	3.408
400	3.408	3.512	3.616	3.721	3.827	3.933	4.040	4.147	4.255	4.363	4.471
500	4.471	4.580	4.690	4.800	4.910	5.021	5.133	5.245	5.357	5.470	5.583
600	5.583	5.697	5.812	5.926	6.041	6.157	6.273	6.390	6.507	6.625	6.743
700	6.743	6.861	6.980	7.100	7.220	7.340	7.461	7.583	7.705	7.827	7.950
800	7.950	8.073	8.197	8.321	8.446	8.571	8.697	8.823	8.950	9.077	9.205
900	9.205	9.333	9.461	9.590	9.720	9.850	9.980	10.111	10.242	10.374	10.506
1000	10.506	10.638	10.771	10.905	11.039	11.173	11.307	11.442	11.578	11.714	11.850
1100	11.850	11.986	12.123	12.260	12.397	12.535	12.673	12.812	12.950	13.089	13.228
1200	13.228	13.367	13.507	13.646	13.786	13.926	14.066	14.207	14.347	14.488	14.629
1300	14.629	14.770	14.911	15.052	15.193	15.334	15.475	15.616	15.758	15.899	16.040
1400	16.040	16.181	16.323	16.464	16.605	16.746	16.887	17.028	17.169	17.310	17.451
1500	17.451	17.591	17.732	17.872	18.012	18.152	18.292	18.431	18.571	18.710	18.849
1600	18.849	18.988	19.126	19.264	19.402	19.540	19.677	19.814	19.951	20.087	20.222
1700	20.222	20.356	20.488	20.620	20.749	20.877	21.003				

NOTE—Temperature ranges and coefficients of equations used to compute the above table: The equations are of the form $E = c_0 + c_1 t + c_2 t^2 + c_3 t^3 + \dots + c_n t^n$, where E is the emf in millivolts, t is the temperature in degrees Celsius (ITS-90), and c_0, c_1, c_2, c_3 , etc. are the coefficients. These coefficients are extracted from Reference 1.

		-50 °C to 1064.18 °C	1064.18 °C to 1664.5 °C	1664.5 °C to 1768.1 °C
c_0	=	0.000 000 000 00 ...	2.951 579 253 16 ...	1.522 321 182 09 $\times 10^2$
c_1	=	5.289 617 297 65 $\times 10^{-3}$	-2.520 612 513 32 $\times 10^{-3}$	-2.688 198 885 45 $\times 10^{-1}$
c_2	=	1.391 665 897 82 $\times 10^{-5}$	1.595 645 018 65 $\times 10^{-5}$	1.712 802 804 71 $\times 10^{-4}$
c_3	=	-2.388 556 930 17 $\times 10^{-8}$	-7.640 859 475 76 $\times 10^{-9}$	-3.458 957 064 53 $\times 10^{-8}$
c_4	=	3.569 160 010 63 $\times 10^{-11}$	2.053 052 910 24 $\times 10^{-12}$	-9.346 339 710 46 $\times 10^{-15}$
c_5	=	-4.623 476 662 98 $\times 10^{-14}$	-2.933 596 681 73 $\times 10^{-16}$
c_6	=	5.007 774 410 34 $\times 10^{-17}$
c_7	=	-3.731 058 861 91 $\times 10^{-20}$
c_8	=	1.577 164 823 67 $\times 10^{-23}$
c_9	=	-2.810 386 252 51 $\times 10^{-27}$

Type S Thermocouples: emf-Temperature (°C) Reference Table and Equations

Thermocouple emf as a Function of Temperature in Degrees Celsius (ITS-90)

emf in Millivolts		Reference junctions at 0 °C									
°C	0	-10	-20	-30	-40	-50	-60	-70	-80	-90	-100
0	0.000	-0.053	-0.103	-0.150	-0.194	-0.236					
°C	0	10	20	30	40	50	60	70	80	90	100
0	0.000	0.055	0.113	0.173	0.235	0.299	0.365	0.433	0.502	0.573	0.646
100	0.646	0.720	0.795	0.872	0.950	1.029	1.110	1.191	1.273	1.357	1.441
200	1.441	1.526	1.612	1.698	1.786	1.874	1.962	2.052	2.141	2.232	2.323
300	2.323	2.415	2.507	2.599	2.692	2.786	2.880	2.974	3.069	3.164	3.259
400	3.259	3.355	3.451	3.548	3.645	3.742	3.840	3.938	4.036	4.134	4.233
500	4.233	4.332	4.432	4.532	4.632	4.732	4.833	4.934	5.035	5.137	5.239
600	5.239	5.341	5.443	5.546	5.649	5.753	5.857	5.961	6.065	6.170	6.275
700	6.275	6.381	6.486	6.593	6.699	6.806	6.913	7.020	7.128	7.236	7.345
800	7.345	7.454	7.563	7.673	7.783	7.893	8.003	8.114	8.226	8.337	8.449
900	8.449	8.562	8.674	8.787	8.900	9.014	9.128	9.242	9.357	9.472	9.587
1000	9.587	9.703	9.819	9.935	10.051	10.168	10.285	10.403	10.520	10.638	10.757
1100	10.757	10.875	10.994	11.113	11.232	11.351	11.471	11.590	11.710	11.830	11.951
1200	11.951	12.071	12.191	12.312	12.433	12.554	12.675	12.796	12.917	13.038	13.159

Type S Thermocouples: emf-Temperature (°C) Reference Table and Equations
Thermocouple emf as a Function of Temperature in Degrees Celsius (ITS-90)

°C	emf in Millivolts										Reference junctions at 0 °C	
	0	-10	-20	-30	-40	-50	-60	-70	-80	-90	-100	
1300	13.159	13.280	13.402	13.523	13.644	13.766	13.887	14.009	14.130	14.251	14.373	
1400	14.373	14.494	14.615	14.736	14.857	14.978	15.099	15.220	15.341	15.461	15.582	
1500	15.582	15.702	15.822	15.942	16.062	16.182	16.301	16.420	16.539	16.658	16.777	
1600	16.777	16.895	17.013	17.131	17.249	17.366	17.483	17.600	17.717	17.832	17.947	
1700	17.947	18.061	18.174	18.285	18.395	18.503	18.609					

NOTE—Temperature ranges and coefficients of equations used to compute the above table: The equations are of the form $E = c_0 + c_1 t + c_2 t^2 + c_3 t^3 + \dots + c_n t^n$, where E is the emf in millivolts, t is the temperature in degrees Celsius (ITS-90), and $c_0, c_1, c_2, c_3, \dots$ etc. are the coefficients. These coefficients are extracted from Reference 1.

	-50 °C to 1064.18 °C	1064.18 °C to 1664.5 °C	1664.5 °C to 1768.1 °C
c_0	= 0.000 000 000 00 ...	1.329 004 440 85 ...	$1.466\,282\,326\,36 \times 10^2$
c_1	= $5.403\,133\,086\,31 \times 10^{-3}$	$3.345\,093\,113\,44 \times 10^{-3}$	$-2.584\,305\,167\,52 \times 10^{-1}$
c_2	= $1.259\,342\,897\,40 \times 10^{-5}$	$6.548\,051\,928\,18 \times 10^{-6}$	$1.636\,935\,746\,41 \times 10^{-4}$
c_3	= $-2.324\,779\,686\,89 \times 10^{-8}$	$-1.648\,562\,592\,09 \times 10^{-9}$	$-3.304\,390\,469\,87 \times 10^{-8}$
c_4	= $3.220\,288\,230\,36 \times 10^{-11}$	$1.299\,896\,051\,74 \times 10^{-14}$	$-9.432\,236\,906\,12 \times 10^{-15}$
c_5	= $-3.314\,651\,963\,89 \times 10^{-14}$
c_6	= $2.557\,442\,517\,86 \times 10^{-17}$
c_7	= $-1.250\,688\,713\,93 \times 10^{-20}$
c_8	= $2.714\,431\,761\,45 \times 10^{-24}$

Type T Thermocouples: emf-Temperature (°C) Reference Table and Equations
Thermocouple emf as a Function of Temperature in Degrees Celsius (ITS-90)

°C	emf in Millivolts										Reference junctions at 0 °C	
	0	-10	-20	-30	-40	-50	-60	-70	-80	-90	-100	
-200	-5.603	-5.753	-5.888	-6.007	-6.105	-6.180	-6.232	-6.258				
-100	-3.379	-3.657	-3.923	-4.177	-4.419	-4.648	-4.865	-5.070	-5.261	-5.439	-5.603	
0	0.000	-0.383	-0.757	-1.121	-1.475	-1.819	-2.153	-2.476	-2.788	-3.089	-3.379	
°C	0	10	20	30	40	50	60	70	80	90	100	
0	0.000	0.391	0.790	1.196	1.612	2.036	2.468	2.909	3.358	3.814	4.279	
100	4.279	4.750	5.228	5.714	6.206	6.704	7.209	7.720	8.237	8.759	9.288	
200	9.288	9.822	10.362	10.907	11.458	12.013	12.574	13.139	13.709	14.283	14.862	
300	14.862	15.445	16.032	16.624	17.219	17.819	18.422	19.030	19.641	20.255	20.872	
400	20.872											

NOTE—Temperature ranges and coefficients of equations used to compute the above table: The equations are of the form $E = c_0 + c_1 t + c_2 t^2 + c_3 t^3 + \dots + c_n t^n$, where E is the emf in millivolts, t is the temperature in degrees Celsius (ITS-90), and $c_0, c_1, c_2, c_3, \dots$ etc. are the coefficients. These coefficients are extracted from Reference 1.

	270 °C to 0 °C	0 °C to 400 °C
c_0	= 0.000 000 000 0 ...	0.000 000 000 0 ...
c_1	= $3.874\,810\,636\,4 \times 10^{-2}$	$3.874\,810\,636\,4 \times 10^{-2}$
c_2	= $4.419\,443\,434\,7 \times 10^{-5}$	$3.329\,222\,788\,0 \times 10^{-5}$
c_3	= $1.184\,432\,310\,5 \times 10^{-7}$	$2.061\,824\,340\,4 \times 10^{-7}$
c_4	= $2.003\,297\,355\,4 \times 10^{-8}$	$-2.188\,225\,684\,6 \times 10^{-9}$
c_5	= $9.013\,801\,955\,9 \times 10^{-10}$	$1.099\,688\,092\,8 \times 10^{-11}$
c_6	= $2.265\,115\,659\,3 \times 10^{-11}$	$-3.081\,575\,877\,2 \times 10^{-14}$
c_7	= $3.607\,115\,420\,5 \times 10^{-13}$	$4.547\,913\,529\,0 \times 10^{-17}$
c_8	= $3.849\,393\,988\,3 \times 10^{-15}$	$-2.751\,290\,167\,3 \times 10^{-20}$
c_9	= $2.821\,352\,192\,5 \times 10^{-17}$
c_{10}	= $1.425\,159\,477\,9 \times 10^{-19}$
c_{11}	= $4.876\,866\,228\,6 \times 10^{-22}$
c_{12}	= $1.079\,553\,927\,0 \times 10^{-24}$
c_{13}	= $1.394\,502\,706\,2 \times 10^{-27}$
c_{14}	= $7.979\,515\,392\,7 \times 10^{-31}$

Type B Thermocouples: Coefficients (c_i) of Polynomials for the Computation of Temperatures in °C as a Function of the Thermocouple emf in Various Temperature and emf Ranges

Temperature range:	250 °C to 700 °C	700 °C to 1820 °C
emf range:	0.291 mV to 2.431 mV	2.431 mV to 13.820 mV
$c_0 =$	$9.842\,332\,1 \times 10^1$	$2.131\,507\,1 \times 10^2$
$c_1 =$	$6.997\,150\,0 \times 10^2$	$2.851\,050\,4 \times 10^2$
$c_2 =$	$-8.476\,530\,4 \times 10^2$	$-5.274\,288\,7 \times 10^1$
$c_3 =$	$1.005\,264\,4 \times 10^3$	$9.916\,080\,4 \dots$
$c_4 =$	$-8.334\,595\,2 \times 10^2$	$-1.296\,530\,3 \dots$
$c_5 =$	$4.550\,854\,2 \times 10^2$	$1.119\,587\,0 \times 10^{-1}$
$c_6 =$	$-1.552\,303\,7 \times 10^2$	$-6.062\,519\,9 \times 10^{-3}$
$c_7 =$	$2.988\,675\,0 \times 10^1$	$1.866\,169\,6 \times 10^{-4}$
$c_8 =$	$-2.474\,286\,0 \dots$	$-2.487\,858\,5 \times 10^{-6}$

NOTE—The above coefficients are extracted from Reference 1 and are for an expression of the form shown in Section 10.3.2. They yield approximate values of temperature that agree within ± 0.03 °C with the values given in Table 10.2.

Type E Thermocouples: Coefficients (c_i) of Polynomials for the Computation of Temperatures in °C as a Function of the Thermocouple emf in Various Temperature and emf Ranges

Temperature range:	-200 °C TO 0 °C	0 °C to 1000 °C
emf range:	-8.825 mV to 0.0 mV	0.0 mV to 76.373 mV
$c_0 =$	$0.000\,000\,0 \dots$	$0.000\,000\,0 \dots$
$c_1 =$	$1.697\,728\,8 \times 10^1$	$1.705\,703\,5 \times 10^1$
$c_2 =$	$-4.351\,497\,0 \times 10^{-1}$	$-2.330\,175\,9 \times 10^{-1}$
$c_3 =$	$-1.585\,969\,7 \times 10^{-1}$	$6.543\,558\,5 \times 10^{-3}$
$c_4 =$	$-9.250\,287\,1 \times 10^{-2}$	$-7.356\,274\,9 \times 10^{-5}$
$c_5 =$	$-2.608\,431\,4 \times 10^{-2}$	$-1.789\,600 \times 10^{-6}$
$c_6 =$	$-4.136\,019\,9 \times 10^{-3}$	$8.403\,616\,5 \times 10^{-8}$
$c_7 =$	$-3.403\,403\,0 \times 10^{-4}$	$-1.373\,587\,9 \times 10^{-9}$
$c_8 =$	$-1.156\,489\,0 \times 10^{-5}$	$1.062\,982\,3 \times 10^{-11}$
$c_9 =$	$\dots\dots$	$-3.244\,708\,7 \times 10^{-14}$

NOTE—The above coefficients are extracted from Reference 1 and are for an expression of the form shown in Section 10.3.2. They yield approximate values of temperature that agree within ± 0.02 °C with the values given in Table 10.4

Type J Thermocouples: Coefficients (c_i) of Polynomials for the Computation of Temperatures in °C as a Function of the Thermocouple emf in Various Temperature and emf Ranges

Temperature range:	-210 °C to 0 °C	0 °C to 760 °C	760 °C to 1200 °C
emf Range:	-8.095 mV to 0.0 mV	0.0 mV to 42.919 mV	42.919 mV to 69.553 mV
$c_0 =$	$0.000\,000\,0 \dots$	$0.000\,000 \dots$	$-3.113\,581\,87 \times 10^3$
$c_1 =$	$1.952\,826\,8 \times 10^1$	$1.978\,425 \times 10^1$	$3.005\,436\,84 \times 10^2$
$c_2 =$	$-1.228\,618\,5 \dots$	$-2.001\,204 \times 10^{-1}$	$-9.947\,732\,30 \dots$
$c_3 =$	$-1.075\,217\,8 \dots$	$1.036\,969 \times 10^{-2}$	$1.702\,766\,30 \times 10^{-1}$
$c_4 =$	$-5.908\,693\,3 \times 10^{-1}$	$-2.549\,687 \times 10^{-4}$	$1.430\,334\,68 \times 10^{-3}$
$c_5 =$	$-1.725\,671\,3 \times 10^{-1}$	$3.585\,153 \times 10^{-6}$	$4.438\,860\,84 \times 10^{-6}$
$c_6 =$	$-2.813\,151\,3 \times 10^{-2}$	$-5.344\,285 \times 10^{-8}$	$\dots\dots$
$c_7 =$	$-2.396\,337\,0 \times 10^{-3}$	$5.099\,890 \times 10^{-10}$	$\dots\dots$
$c_8 =$	$-8.382\,332\,1 \times 10^{-5}$	$\dots\dots$	$\dots\dots$

NOTE—The above coefficients are extracted from Reference 1 and are for an expression of the form shown in Section 10.3.2. They yield approximate values of temperature that agree within ± 0.5 °C with the values given in Table 10.6.

Type K Thermocouples: Coefficients (c_i) of Polynomials for the Computation of Temperatures in °C as a Function of the Thermocouple emf in Various Temperature and emf Ranges

Temperature range:	– 200 °C to 0 °C	0 °C to 500 °C	500 °C to 1372 °C
emf Range:	– 5.891 mV to 0.0 mV	0.0 mV to 20.644 mV	20.644 mV to 54.886 mV
$c_0 =$	0.000 000 0 ...	0.000 000 ...	$-1.318\,058 \times 10^2$
$c_1 =$	$2.517\,346\,2 \times 10^1$	$2.508\,355 \times 10^1$	$4.830\,222 \times 10^1$
$c_2 =$	$-1.166\,287\,8 \dots$	$7.860\,106 \times 10^{-2}$	$-1.646\,031 \dots$
$c_3 =$	$-1.083\,363\,8 \dots$	$-2.503\,131 \times 10^{-1}$	$5.464\,731 \times 10^{-2}$
$c_4 =$	$-8.977\,354\,0 \times 10^{-1}$	$8.315\,270 \times 10^{-2}$	$-9.650\,715 \times 10^{-4}$
$c_5 =$	$-3.734\,237\,7 \times 10^{-1}$	$-1.228\,034 \times 10^{-2}$	$8.802\,193 \times 10^{-6}$
$c_6 =$	$-8.663\,264\,3 \times 10^{-2}$	$9.804\,036 \times 10^{-4}$	$3.110\,810 \times 10^{-8}$
$c_7 =$	$-1.045\,059\,8 \times 10^{-2}$	$-4.413\,030 \times 10^{-5}$
$c_8 =$	$-5.192\,057\,7 \times 10^{-4}$	$1.057\,734 \times 10^{-6}$
$c_9 =$	$-1.052\,755 \times 10^{-8}$

NOTE—The above coefficients are extracted from Reference 1 and are for an expression of the form shown in Section 10.3.2. They yield approximate values of temperature that agree within ± 0.05 °C with the values given in Table 10.8.

Type N Thermocouples: Coefficients (c_i) of Polynomials for the Computation of Temperatures in °C as a Function of the Thermocouple emf in Various Temperature and emf Ranges

Temperature range:	–200 °C to 0 °C	0 °C to 600 °C	600 °C to 1300 °C
emf Range:	–3.990 mV to 0.0 mV	0.0 mV to 20.613 mV	20.613 mV to 47.513 mV
$c_0 =$	0.000 000 0 ...	0.000 00 ...	$1.972\,485 \times 10^1$
$c_1 =$	$3.843\,684\,7 \times 10^1$	$3.868\,96 \times 10^1$	$3.300\,943 \times 10^1$
$c_2 =$	$1.101\,048\,5 \dots$	$-1.082\,67 \dots$	$-3.915\,159 \times 10^{-1}$
$c_3 =$	$5.222\,931\,2 \dots$	$4.702\,05 \times 10^{-2}$	$9.855\,391 \times 10^{-3}$
$c_4 =$	$7.206\,052\,5 \dots$	$-2.121\,69 \times 10^{-2}$	$-1.274\,371 \times 10^{-4}$
$c_5 =$	$5.848\,858\,6 \dots$	$-1.172\,72 \times 10^{-4}$	$7.767\,022 \times 10^{-7}$
$c_6 =$	$2.775\,491\,6 \dots$	$5.392\,80 \times 10^{-6}$
$c_7 =$	$7.707\,516\,6 \times 10^{-1}$	$-7.981\,56 \times 10^{-8}$
$c_8 =$	$1.158\,266\,5 \times 10^{-1}$
$c_9 =$	$7.313\,886\,8 \times 10^{-3}$

NOTE—The above coefficients are extracted from Reference 1 and are for an expression of the form shown in Section 10.3.2. They yield approximate values of temperature that agree within ± 0.04 °C with the values given in Table 10.10.

Type R Thermocouples: Coefficients (c_i) of Polynomials for the Computation of Temperatures in °C as a Function of the Thermocouple emf in Various Temperature and emf Ranges

Temperature range:	– 50 °C to 250 °C	250 °C to 1200 °C	1064 °C to 1664.5 °C	1664.5 °C to 1768.1 °C
emf Range:	– 0.226 mV to 1.923 mV	1.923 mV to 13.228 mV	11.361 mV to 19.739 mV	19.739 mV to 21.103 mV
$c_0 =$	0.000 000 0 ...	$1.334\,584\,505 \times 10^1$	$-8.199\,599\,416 \times 10^1$	$3.406\,177\,836 \times 10^4$
$c_1 =$	$1.889\,138\,0 \times 10^2$	$1.472\,644\,573 \times 10^2$	$1.553\,962\,042 \times 10^2$	$-7.023\,729\,171 \times 10^3$
$c_2 =$	$-9.383\,529\,0 \times 10^1$	$-1.844\,024\,844 \times 10^1$	$-8.342\,197\,663$	$5.582\,903\,813 \times 10^2$
$c_3 =$	$1.306\,861\,9 \times 10^2$	$4.031\,129\,726 \dots$	$4.279\,433\,549 \times 10^{-1}$	$-1.952\,394\,635 \times 10^1$
$c_4 =$	$-2.270\,358\,0 \times 10^2$	$-6.249\,428\,360 \times 10^{-1}$	$-1.191\,577\,910 \times 10^{-2}$	$2.560\,740\,231 \times 10^{-1}$
$c_5 =$	$3.514\,565\,9 \times 10^2$	$6.468\,412\,046 \times 10^{-2}$	$1.492\,290\,091 \times 10^{-4}$
$c_6 =$	$-3.895\,390\,0 \times 10^2$	$-4.458\,750\,426 \times 10^{-3}$
$c_7 =$	$2.823\,947\,1 \times 10^2$	$1.994\,710\,149 \times 10^{-4}$
$c_8 =$	$-1.260\,728\,1 \times 10^2$	$-5.313\,401\,790 \times 10^{-6}$
$c_9 =$	$3.135\,361\,1 \times 10^1$	$6.481\,976\,217 \times 10^{-8}$
$c_{10} =$	$-3.318\,776\,9 \dots$

NOTE—The above coefficients are extracted from Reference 1 and are for an expression of the form shown in Section 10.3.2. They yield approximate values of temperature that agree within ± 0.02 °C with the values given in Table 10.12.

Type S Thermocouples: Coefficients (c_i) of Polynomials for the Computation of Temperatures in °C as a Function of the Thermocouple emf in Various Temperature and emf Ranges

Temperature range:	–50 °C to 250 °C	250 °C to 1200 °C	1064 °C to 1664.5 °C	1664.5 °C to 1768.1 °C
emf Range:	–0.235 mV to 1.874 mV	1.874 mV to 11.950 mV	10.332 mV to 17.536 mV	17.536 mV to 18.693 mV
$c_0 =$	0.000 000 00 . . .	$1.291\,507\,177 \times 10^1$	$-8.087\,801\,117 \times 10^1$	$5.333\,875\,126 \times 10^4$
$c_1 =$	$1.849\,494\,60 \times 10^2$	$1.466\,298\,863 \times 10^2$	$1.621\,573\,104 \times 10^2$	$-1.235\,892\,298 \times 10^4$
$c_2 =$	$-8.005\,040\,62 \times 10^1$	$-1.534\,713\,402 \times 10^1$	$-8.536\,869\,453 . . .$	$1.092\,657\,613 \times 10^3$
$c_3 =$	$1.022\,374\,30 \times 10^2$	$3.145\,945\,973 . . .$	$4.719\,686\,976 \times 10^{-1}$	$-4.265\,693\,686 \times 10^1$
$c_4 =$	$-1.522\,485\,92 \times 10^2$	$-4.163\,257\,839 \times 10^{-1}$	$-1.441\,693\,666 \times 10^{-2}$	$6.247\,205\,420 \times 10^{-1}$
$c_5 =$	$1.888\,213\,43 \times 10^2$	$3.187\,963\,771 \times 10^{-2}$	$2.081\,618\,890 \times 10^{-4}$
$c_6 =$	$-1.590\,859\,41 \times 10^2$	$-1.291\,637\,500 \times 10^{-3}$
$c_7 =$	$8.230\,278\,80 \times 10^1$	$2.183\,475\,087 \times 10^{-5}$
$c_8 =$	$-2.341\,819\,44 \times 10^1$	$-1.447\,379\,511 \times 10^{-7}$
$c_9 =$	$2.797\,862\,60 . . .$	$8.211\,272\,125 \times 10^{-9}$

NOTE—The above coefficients are extracted from Reference 1 and are for an expression of the form shown in Section 10.3.2. They yield approximate values of temperature that agree within ± 0.02 °C with the values given in Table 10.14.

Type T Thermocouples: Coefficients (c_i) of Polynomials for the Computation of Temperatures in °C as a Function of the Thermocouple emf in Various Temperature and emf Ranges

Temperature range:	–200 °C to 0 °C	0 °C to 400 °C
emf Range:	–5.603 mV to 0.0 mV	0.0 mV to 20.872 mV
$c_0 =$	0.000 000 0 . . .	0.000 000 . . .
$c_1 =$	$2.594\,919\,2 \times 10^1$	$2.592\,800 \times 10^1$
$c_2 =$	$-2.131\,696\,7 \times 10^{-1}$	$-7.602\,961 \times 10^{-1}$
$c_3 =$	$7.901\,869\,2 \times 10^{-1}$	$4.637\,791 \times 10^{-2}$
$c_4 =$	$4.252\,777\,7 \times 10^{-1}$	$-2.165\,394 \times 10^{-3}$
$c_5 =$	$1.330\,447\,3 \times 10^{-1}$	$6.048\,144 \times 10^{-5}$
$c_6 =$	$2.024\,144\,6 \times 10^{-2}$	$-7.293\,422 \times 10^{-7}$
$c_7 =$	$1.266\,817\,1 \times 10^{-3}$

NOTE—The above coefficients are extracted from Reference 1 and are for an expression of the form shown in Section 10.3.2. They yield approximate values of temperature that agree within ± 0.04 °C with the values given in Table 10.16.

REFERENCE POINTS ON THE ITS-90 TEMPERATURE SCALE

The International Temperature Scale of 1990 is described in Section 1 of this *Handbook*, where the defining fixed points are listed. The Consultative Committee on Thermometry (CCT) of the International Committee on Weights and Measures (CIPM), which oversees the temperature scale, has recommended a number of secondary reference points whose values have been accurately determined with respect to the primary fixed points. The most accurate of these, referred to as “first quality points”, satisfy several criteria involving purity of the material, reproducibility, and documentation of the measurements. The CCT also lists “second quality points” that do not yet satisfy all the criteria but are still useful. These secondary reference points help fill in the gaps between the primary fixed points.

The table below describes these secondary reference points, along with the primary points. The values are listed on both the Kelvin and Celsius scales, together with an estimate of uncertainty. Full details are given in the reference.

The entries are listed in order of increasing temperature.

Reference

Bedford, R. E., Bonnier, G., Maas, H., and Pavese, F., *Metrologia* 33, 133, 1996.

Substance	Type of transition	T/K	t/°C	Uncert.	Note
Zinc	Superconductive transition	0.8500	−272.3000	0.0030	1st Quality
Aluminum	Superconductive transition	1.1810	−271.9690	0.0025	1st Quality
Helium	Superfluid transition (⁴ He)	2.1768	−270.9732	0.0001	1st Quality
Indium	Superconductive transition	3.4145	−269.7355	0.0025	1st Quality
Lead	Superconductive transition	7.1997	−265.9503	0.0025	1st Quality
Niobium	Superconductive transition	9.288	−263.862	0.0025	1st Quality
Hydrogen	Triple point (equilibrium H ₂)	13.8033	−259.3467	0	Primary
Hydrogen	Triple point (normal H ₂)	13.952	−259.198	0.002	2nd Quality
Hydrogen-d ₂	Triple point (equilibrium D ₂)	18.689	−254.461	0.001	1st Quality
Hydrogen-d ₂	Triple point (normal D ₂)	18.724	−254.426	0.001	1st Quality
Hydrogen	Boiling point (normal H ₂)	20.388	−252.762	0.002	2nd Quality
Oxygen	α-β transition	23.868	−249.282	0.005	2nd Quality
Neon	Triple point (²⁰ Ne)	24.541	−248.609	0.001	1st Quality
Neon	Triple point (normal Ne)	24.5561	−248.5939	0	Primary
Neon	Boiling point	27.097	−246.053	0.001	1st Quality
Nitrogen	α-β transition	35.614	−237.536	0.006	2nd Quality
Oxygen	β-γ transition	43.796	−229.354	0.001	2nd Quality
Oxygen	Triple point	54.3584	−218.7916	0	Primary
Nitrogen	Triple point	63.151	−209.999	0.001	1st Quality
Nitrogen	Boiling point	77.352	−195.798	0.002	1st Quality
Argon	Triple point	83.8058	−189.3442	0	Primary
Argon	Boiling point	87.303	−185.847	0.001	1st Quality
Oxygen	Condensation point	90.197	−182.953	0.001	1st Quality
Methane	Triple point	90.694	−182.456	0.001	1st Quality
Krypton	Triple point	115.775	−157.375	0.001	2nd Quality
Xenon	Triple point	161.405	−111.745	0.001	1st Quality
Carbon dioxide	Sublimation point	194.686	−78.464	0.003	2nd Quality
Carbon dioxide	Triple point	216.592	−56.558	0.001	1st Quality
Sulfur hexafluoride	Triple point	223.554	−49.596	0.005	2nd Quality
Mercury	Triple point	234.3156	−38.8344	0	Primary
Mercury	Freezing point	234.321	−38.829	0.0005	1st Quality
Water	Ice point	273.15	0	0	1st Quality
Water	Triple point	273.16	0.01	0	Primary
Gallium/20% indium	Eutectic melting point	288.8	15.65	0.001	2nd Quality
Gallium/8% tin	Eutectic melting point	293.626	20.476	0.002	2nd Quality
Diphenyl ether	Triple point	300.014	26.864	0.001	2nd Quality
Gallium	Melting point	302.9146	29.7646	0	Primary
Gallium	Triple point	302.9166	29.7666	0.0001	1st Quality
Ethylene carbonate	Triple point	309.465	36.315	0.001	2nd Quality
Succinonitrile	Triple point	331.215	58.065	0.002	2nd Quality
Sodium	Freezing point	370.944	97.794	0.005	2nd Quality
Water	Boiling point	373.124	99.974	0.001	1st Quality
Benzoic acid	Triple point	395.486	122.336	0.002	2nd Quality
Benzoic acid	Freezing point	395.502	122.352	0.007	2nd Quality

Substance	Type of transition	T/K	t/°C	Uncert.	Note
Indium	Triple point	429.7436	156.5936	0.0002	1st Quality
Indium	Freezing point	429.7485	156.5985	0	Primary
Tin (white)	Freezing point	505.078	231.928	0	Primary
Bismuth	Freezing point	544.552	271.402	0.001	1st Quality
Cadmium	Freezing point	594.219	321.069	0.001	1st Quality
Lead	Freezing point	600.612	327.462	0.001	1st Quality
Mercury	Boiling point	629.811	356.619	0.004	2nd Quality
Zinc	Freezing point	692.677	419.527	0	Primary
Sulfur	Boiling point	717.674	444.614	0.002	2nd Quality
Copper/66.9% aluminum	Eutectic melting point	821.308	548.158	0.01	2nd Quality
Silver/30% aluminum	Eutectic melting point	840.957	567.807	0.002	2nd Quality
Antimony	Freezing point	903.778	630.628	0.001	1st Quality
Aluminum	Freezing point	933.473	660.323	0	Primary
Copper/71.9% silver	Eutectic melting point	1052.78	779.63	0.05	1st Quality
Sodium chloride	Freezing point	1075.168	802.018	0.011	2nd Quality
Sodium	Boiling point	1156.090	882.940	0.005	2nd Quality
Silver	Freezing point	1234.93	961.78	0	Primary
Gold	Freezing point	1337.33	1064.18	0	Primary
Copper	Freezing point	1357.77	1084.62	0	Primary
Nickel	Freezing point	1728	1455	1	2nd Quality
Cobalt	Freezing point	1768	1495	3	2nd Quality
Iron	Freezing point	1811	1538	3	2nd Quality
Palladium	Freezing point	1828.0	1554.8	0.1	1st Quality
Titanium	Melting point	1943	1670	2	2nd Quality
Platinum	Freezing point	2041.3	1768.2	0.4	1st Quality
Zirconium	Melting point	2127	1854	8	2nd Quality
Rhodium	Freezing point	2236	1963	3	1st Quality
Aluminum oxide (α)	Melting point	2326	2053	2	2nd Quality
Ruthenium	Melting point	2606	2333	10	2nd Quality
Iridium	Freezing point	2719	2446	6	1st Quality
Molybdenum	Melting point	2895	2622	4	1st Quality
Tungsten	Melting point	3687	3414	7	1st Quality

RELATIVE SENSITIVITY OF BAYARD-ALPERT IONIZATION GAUGES TO VARIOUS GASES

Paul Redhead

The ion current I_+ in a hot-cathode ionization gauge is given by $I_+ = KI_e P$. The gauge constant is $K = (I_+/I_e)(1/P)$, where I_e is the electron current, and P the pressure. The sensitivity is given by $S = KI_e = I_+/P$. The constant K is independent of pressure below about 10^{-3} Pa.

Relative sensitivities for different Bayard-Alpert ionization gauges may differ by as much as $\pm 15\%$ as a result of differences in applied voltages, electron current, and electrode structure. The table below presents the average of the measurements of 12 experimenters on Bayard-Alpert ionization gauges in various gases. The sensitivity relative to nitrogen is tabulated.

Gas		Relative sensitivity $S/S(N_2)$
Helium	He	0.18
Neon	Ne	0.31
Argon	Ar	1.4
Krypton	Kr	1.9
Xenon	Xe	2.7
Nitrogen	N ₂	1.00
Hydrogen	H ₂	0.43
Oxygen	O ₂	0.96
Carbon monoxide	CO	1.0
Carbon dioxide	CO ₂	1.4
Water	H ₂ O	0.93
Sulfur hexafluoride	SF ₆	2.3
Mercury	Hg	3.5
Methane	CH ₄	1.6
Ethane	C ₂ H ₆	2.6
Propane	C ₃ H ₈	3.5
Butane	C ₄ H ₁₀	4.3
Ethene	C ₂ H ₄	1.3
Propene	C ₃ H ₆	1.8
Acetylene	C ₂ H ₂	0.61
Allene	C ₃ H ₄	1.3
1-Propyne (Methyl acetylene)	C ₃ H ₄	1.4
Benzene	C ₆ H ₆	3.8

References

- Hollanda, R., *J. Vac. Sci. Technol.* 10, 1133, 1973.
- Nakayama, K., and Hojo, H., *Jap. J. Appl. Phys. Suppl.* 2, part 1, p. 113, 1974.
- Tilford, C. R., *J. Vac. Sci. Technol. A* 1, 152, 1983.
- Tilford, C. R., in *Physical Methods of Chemistry*, Vol. 6, *Determination of Thermodynamic Properties*, B. W. Rossiter and R. C. Baetzold, Eds., John Wiley, New York, 1992, pp. 101, 173.

LABORATORY SOLVENTS AND OTHER LIQUID REAGENTS

This table summarizes the properties of 574 liquids that are commonly used in the laboratory as solvents or chemical reagents.

The properties tabulated are:

M_r :	Molecular weight
t_m :	Melting point in °C
t_b :	Normal boiling point in °C
ρ :	Density in g/mL at the temperature in °C indicated by the superscript
η :	Viscosity in mPa s (1 mPa s = 1 centipoise) at 25 °C
ϵ :	Dielectric constant (permittivity) at the temperature in °C indicated by the superscript (otherwise at ambient temperature)
μ :	Dipole moment in Debye units
c_p :	Specific heat capacity of the liquid at constant pressure at 25 °C in J/g K
vp:	Vapor pressure at 25 °C in kPa (1 kPa = 7.50 mmHg)
FP:	Flash point in °C
Fl. lim.:	Flammable (explosive) limit in air in percent by volume
IT:	Autoignition temperature in °C

TWA and STEL: Exposure limits for allowable airborne concentration in parts per million by volume at 25 °C and atmospheric pressure. TWA refers to an 8-hour time-weighted average and STEL to a short-term limit. More details on threshold limits can be found in Sec. 16.

Data on the temperature dependence of viscosity, dielectric constant, and vapor pressure can be found in the pertinent tables in this *Handbook*.

References

1. Lide, D. R., *Handbook of Organic Solvents*, CRC Press, Boca Raton, FL, 1994.
2. Lide, D. R., and Kehiaian, H. V., *Handbook of Thermophysical and Thermochemical Data*, CRC Press, Boca Raton, FL, 1994.
3. Riddick, J. A., Bunger, W. B., and Sakano, T. K., *Organic Solvents*, 4th Ed., John Wiley & Sons, New York, 1986.
4. *Fire Protection Guide to Hazardous Materials*, 11th Ed., National Fire Protection Association, Quincy, MA, 1994.
5. Urben, P. G., Ed., *Bretherick's Handbook of Reactive Chemical Hazards*, 5th Ed., Butterworth-Heinemann, Oxford, 1995.
6. *2014 TLVs and BEIs*, American Conference of Governmental Industrial Hygienists, Cincinnati, OH, 2014.

Name	Mol. form.	M_r	$t_m/^\circ\text{C}$	$t_b/^\circ\text{C}$	$\rho/\text{g mL}^{-1}$	$\eta/\text{mPa s}$	ϵ	μ/D	$c_p/\text{J g}^{-1}\text{K}^{-1}$	vp/kPa	FP/°C	Fl. lim.	IT/°C	TWA/ppm	STEL/ppm
Acetaldehyde	$\text{C}_2\text{H}_4\text{O}$	44.052	-123.4	20.8	0.7834 ¹⁸		21.0 ¹⁸	2.75	2.020	120	-39	4.0-60%	175		25
Acetic acid	$\text{C}_2\text{H}_4\text{O}_2$	60.052	17	117.9	1.0446 ²⁵	1.056	6.20 ²⁰	1.70	2.053	2.07	39	4.0-19.9%	463	10	15
Acetic anhydride	$\text{C}_4\text{H}_6\text{O}_3$	102.089	-73.4	139.5	1.082 ²⁰	0.843	22.45 ²⁰	2.8	1.648	0.680	49	2.7-10.3%	316	1	3
Acetone	$\text{C}_3\text{H}_6\text{O}$	58.079	-94.9	56.08	0.7845 ²⁵	0.306	21.01 ²⁰	2.88	2.175	30.8	-20	2.5-12.8%	465	500	750
Acetone cyanohydrin	$\text{C}_4\text{H}_7\text{NO}$	85.105	-19	180	0.932 ¹⁹						74	2.2-12.0%	688		
Acetonitrile	$\text{C}_2\text{H}_3\text{N}$	41.052	-44	81.6	0.7857 ²⁰	0.369	36.64 ²⁰	3.93	2.229	11.9	6	3.0-16.0%	524	20	
Acetophenone	$\text{C}_8\text{H}_8\text{O}$	120.149	19.4	202.1	1.0281 ²⁰	1.681	17.44 ²⁵	3.02	1.703	0.049	77		570	10	
Acetyl bromide	$\text{C}_2\text{H}_3\text{BrO}$	122.948	-96.5	74	1.6625 ¹⁶					16.2					
Acetyl chloride	$\text{C}_2\text{H}_3\text{ClO}$	78.497	-112.7	51	1.1051 ²⁰	0.368	15.8 ²²	2.72	1.491	38.4	4		390		
Acrolein	$\text{C}_3\text{H}_4\text{O}$	56.063	-87.8	52.3	0.840 ²⁰			3.1		36.2	-26	2.8-31%	220		0.1
Acrylic acid	$\text{C}_3\text{H}_4\text{O}_2$	72.063	13.56	142	1.0511 ²⁰				2.022	0.53	50	2.4-8.0%	438	2	
Acrylonitrile	$\text{C}_3\text{H}_3\text{N}$	53.063	-83.51	77.2	0.8007 ²⁵		33.0 ²⁰	3.92	2.05	14.1	0	3.0-17.0%	481	2	
Allyl alcohol	$\text{C}_3\text{H}_6\text{O}$	58.079	-129	96.9	0.8540 ²⁰	1.218	19.7 ²⁰	1.60	2.392	3.14	21	2.5-18.0%	378	0.5	
Allylamine	$\text{C}_3\text{H}_7\text{N}$	57.095	-88.2	54	0.758 ²⁰			1.2		33.1	-29	2.2-22%	374		
2-Amino-2-methyl-1-propanol	$\text{C}_4\text{H}_9\text{NO}$	89.136	25.5	163.8	0.934 ²⁰						67				
3-Amino-1-propanol	$\text{C}_3\text{H}_9\text{NO}$	75.109	12.1	185	0.9824 ²⁶						80				
Aniline	$\text{C}_6\text{H}_7\text{N}$	93.127	-6.0	184.1	1.0217 ²⁰	3.85	7.06 ²⁰	1.13	2.061	0.090	70	1.3-11%	615	2	
Anisole	$\text{C}_7\text{H}_8\text{O}$	108.138	-37.3	153.6	0.9940 ²⁰	1.056	4.30 ²¹	1.38	1.840	0.472	52		475		
Antimony(V) chloride	Cl_5Sb	299.025	4	140 dec	2.34		3.222 ²⁰								
Antimony(V) fluoride	F_5Sb	216.752	8.3	141	3.10										
Arsenic(III) chloride	AsCl_3	181.281	-16	130	2.150			1.59		5.38					
Benzaldehyde	$\text{C}_7\text{H}_6\text{O}$	106.122	-57.12	178.7	1.0401 ²⁵		17.85 ²⁰	3.0	1.621	0.169	63		192		
Benzene	C_6H_6	78.112	5.538	80.08	0.8765 ²⁰	0.604	2.2825 ²⁰	0	1.741	12.7	-11	1.2-7.8%	498	0.5	2.5
Benzeneacetone	$\text{C}_8\text{H}_8\text{N}$	117.149	-22.1	232	1.0205 ¹⁵		17.87 ²⁶	3.5		0.012	113				
Benzeneethanamine	$\text{C}_8\text{H}_{11}\text{N}$	121.180	<0	204	0.9640 ²⁵										
Benzeneethanol	$\text{C}_8\text{H}_{10}\text{O}$	122.164	-19	220	1.0202 ²⁰		12.31 ²⁰		2.068	0.01	96				
Benzenemethanethiol	$\text{C}_7\text{H}_8\text{S}$	124.204	-30	199	1.058 ²⁰		4.705 ²⁵								
Benzenesulfonyl chloride	$\text{C}_6\text{H}_5\text{ClO}_2\text{S}$	176.621	14.5	252	1.3470 ¹⁵		28.90 ⁵⁰			0.008					
Benzenethiol	$\text{C}_6\text{H}_6\text{S}$	110.177	-14.87	169.1	1.0775 ²⁰		4.26 ²⁰	1.23	1.572	0.26				0.1	
Benzonitrile	$\text{C}_7\text{H}_5\text{N}$	103.122	-12.82	191	1.0093 ¹⁵	1.267	25.9 ²⁰	4.18	1.602	0.11					
Benzoyl chloride	$\text{C}_7\text{H}_5\text{ClO}$	140.567	-0.5	201	1.2120 ²⁰		23.0 ²⁰			0.084	72				0.5
Benzyl acetate	$\text{C}_9\text{H}_{10}\text{O}_2$	150.174	-51.5	215	1.0550 ²⁰		5.34 ²⁰	1.22	0.989	0.022	90		460	10	
Benzyl alcohol	$\text{C}_7\text{H}_8\text{O}$	108.138	-15.5	205.3	1.0419 ²⁴	5.47	11.916 ³⁰	1.71	2.015	0.015	93		436		
Benzylamine	$\text{C}_7\text{H}_9\text{N}$	107.153		185	0.9813 ²⁰	1.624	5.18 ²⁰			0.096					
2,2'-Bioxirane	$\text{C}_4\text{H}_6\text{O}_2$	86.090	2.0	144	1.113 ²⁰										
Bis(2-aminoethyl)amine	$\text{C}_4\text{H}_{13}\text{N}_3$	103.166	-39	206.5	0.9569 ²⁰		12.62 ²⁰	1.9	2.462	0.03	98	2-6.7%	358	1	

Name	Mol. form.	M_r	$t_m/^\circ\text{C}$	$t_b/^\circ\text{C}$	$\rho/\text{g mL}^{-1}$	$\eta/\text{mPa s}$	ϵ	μ/D	$c_p/\text{J g}^{-1}\text{K}^{-1}$	vp/kPa	FP/ °C	Fl. lim.	IT/°C	TWA/ ppm	STEL/ ppm
<i>N,N'</i> -Bis(2-aminoethyl)-1,2-ethanediamine	$\text{C}_6\text{H}_{18}\text{N}_4$	146.234	12	266.5			10.76 ²⁰								
Bis(2-chloroethyl) ether	$\text{C}_4\text{H}_8\text{Cl}_2\text{O}$	143.012	-46.9	178	1.22 ²⁰		21.20 ²⁰	2.6	1.545	0.143	55	>2.7%	369	5	10
Bis(chloromethyl) ether	$\text{C}_2\text{H}_4\text{Cl}_2\text{O}$	114.958	-41.5	104	1.323 ¹⁵		3.51 ²⁰							0.001	
Bis(2-ethylhexyl) phthalate	$\text{C}_{26}\text{H}_{48}\text{O}_4$	390.557	-55	384	0.981 ²⁵			2.84	1.804	5·10 ⁻⁸	218				
Bis(2-hydroxyethyl) sulfide	$\text{C}_4\text{H}_{10}\text{O}_2\text{S}$	122.186	-10.2	282	1.1793 ²⁵		28.61 ²⁰			0.08	160		298		
Boron tribromide	BBr_3	250.523	-46	91.3	2.6		2.58 ⁹	0							1
Boron trichloride	BCl_3	117.170	-107.3	12.5	0.004789			0	0.911	156					
Bromine	Br_2	159.808	-7.2	58.8	3.1028	0.944	3.1484 ²⁵	0	0.474	28.2				0.1	0.2
Bromobenzene	$\text{C}_6\text{H}_5\text{Br}$	157.008	-30.74	155.9	1.4950 ²⁰	1.074	5.45 ²⁰	1.70	0.983	0.556	51		565		
1-Bromobutane	$\text{C}_4\text{H}_9\text{Br}$	137.018	-112.5	101.4	1.2758 ²⁰	0.606	7.315 ¹⁰	2.08	0.798	5.26	18	2.6-6.6%	265		
2-Bromobutane, (±)-	$\text{C}_4\text{H}_9\text{Br}$	137.018	-112.6	91	1.2585 ²⁰		8.64 ²⁵	2.23		9.32	21				
Bromochloromethane	CH_2BrCl	129.384	-87.9	67.9	1.9344 ²⁰			1.7	0.41	19.5				200	
Bromodichloromethane	CHBrCl_2	163.829	-56.0	90	1.980 ²⁰										
Bromoethane	$\text{C}_2\text{H}_5\text{Br}$	108.965	-118.4	38.2	1.4604 ²⁰	0.374	9.01 ²⁵	2.04	0.925	62.5		6.8-8.0%	511	5	
Bromoethene	$\text{C}_2\text{H}_3\text{Br}$	106.949	-139.5	16	1.4933 ²⁰			1.42	1.007	141		9-15%	530	0.5	
2-Bromo-2-methylpropane	$\text{C}_4\text{H}_9\text{Br}$	137.018	-16.8	73.3	1.4278 ²⁰		10.98 ²⁰	2.17	1.102	17.7					
1-Bromopentane	$\text{C}_5\text{H}_{11}\text{Br}$	151.045	-88.0	126	1.2182 ²⁰		6.31 ²⁶	2.20	0.875	1.68	32				
1-Bromopropane	$\text{C}_3\text{H}_7\text{Br}$	122.992	-110.1	70.8	1.3537 ²⁰	0.489	8.09 ²⁰	2.18	0.702	18.6			490	0.1	
2-Bromopropane	$\text{C}_3\text{H}_7\text{Br}$	122.992	-88.9	59.34	1.3140 ²⁰	0.458	9.46 ²⁰	2.21	1.075	28.9					
3-Bromopropene	$\text{C}_3\text{H}_5\text{Br}$	120.976	-119.3	70.1	1.398 ²⁰	0.471	7.0 ²⁰	1.9		18.6	-1	4.4-7.3%	295	0.1	0.2
2-Bromotoluene	$\text{C}_7\text{H}_7\text{Br}$	171.035	-27.5	182	1.4232 ²⁰		4.641 ²⁰			0.17	79				
Bromotrichloromethane	CBrCl_3	198.274	-5.6	103	2.012 ²⁵		2.405 ²⁰			5.35					
Butanal	$\text{C}_4\text{H}_8\text{O}$	72.106	-96.86	74.8	0.8016 ²⁰		13.45 ²⁵	2.72	2.270	15.7	-22	1.9-12.5%	218		
1,3-Butanediol	$\text{C}_4\text{H}_{10}\text{O}_2$	90.121	-77	208.2	1.0053 ²⁰		28.8 ²⁵		2.521	0.008	121		395		
1,4-Butanediol	$\text{C}_4\text{H}_{10}\text{O}_2$	90.121	20.43	229.5	1.0171 ²⁰		31.9 ²⁵	2.58	2.220	0.002	121				
2,3-Butanediol	$\text{C}_4\text{H}_{10}\text{O}_2$	90.121	7	178	1.0033 ²⁰				2.363	0.02			402		
2,3-Butanedione	$\text{C}_4\text{H}_6\text{O}_2$	86.090	-1.2	87.5	0.9808 ¹⁸		4.04 ²⁵			7.45	27			0.01	0.02
Butanenitrile	$\text{C}_4\text{H}_7\text{N}$	69.106	-111.76	117.6	0.7936 ²⁰	0.553	24.83 ²⁰	3.9	2.301	2.55	24	>1.6%	501		
1-Butanethiol	$\text{C}_4\text{H}_{10}\text{S}$	90.187	-115.66	98.4	0.8416 ²⁰		5.204 ¹⁵	1.53	1.898	6.07	2			0.5	
2-Butanethiol	$\text{C}_4\text{H}_{10}\text{S}$	90.187	-165	85.0	0.8295 ²⁰		5.645 ¹⁵			10.8	-23				
Butanoic acid	$\text{C}_4\text{H}_8\text{O}_2$	88.106	-5.12	163.7	0.9528 ²⁵	1.426	2.98 ¹⁴	1.65	2.027	0.221	72	2.0-10.0%	443		
Butanoic anhydride	$\text{C}_8\text{H}_{16}\text{O}_3$	158.195	-75.0	195	0.9668 ²⁰		12.8 ²⁰		1.793	0.07	54	0.9-5.8%	279		
1-Butanol	$\text{C}_4\text{H}_{10}\text{O}$	74.121	-88.60	117.6	0.8095 ²⁰	2.54	17.84 ²⁰	1.66	2.391	0.86	37	1.4-11.2%	343	20	
2-Butanol	$\text{C}_4\text{H}_{10}\text{O}$	74.121	-88.44	99.4	0.8063 ²⁰	3.10	17.26 ²⁰		2.656	2.32	24	1.7-9.8%	405	100	
2-Butanone	$\text{C}_4\text{H}_8\text{O}$	72.106	-86.67	79.6	0.7999 ²⁵	0.405	18.56 ²⁰	2.78	2.201	12.6	-9	1.4-11.4%	404	200	300
<i>trans</i> -2-Butenal	$\text{C}_4\text{H}_6\text{O}$	70.090	-76.6	102.2	0.8516 ²⁰			3.67	1.361	4.92	13	2.1-15.5%	232		0.3
<i>cis</i> -2-Butenoic acid	$\text{C}_6\text{H}_8\text{O}_2$	86.090	15	169	1.0267 ²⁰					0.06					
2-Butoxyethanol	$\text{C}_6\text{H}_{14}\text{O}_2$	118.174	-74.8	171	0.9015 ²⁰			2.1	2.378	0.15	69	4-13%	238	20	
Butyl acetate	$\text{C}_6\text{H}_{12}\text{O}_2$	116.158	-77.0	126.0	0.8825 ²⁰	0.685	5.07 ²⁰	1.9	1.961	1.66	22	1.7-7.6%	425	150	200
<i>sec</i> -Butyl acetate	$\text{C}_6\text{H}_{12}\text{O}_2$	116.158	-98.9	108	0.8748 ²⁰		5.135 ²⁰	1.87			31	1.7-9.8%		200	
Butyl acrylate	$\text{C}_7\text{H}_{12}\text{O}_2$	128.169	-63.6	146.6	0.8898 ²⁰		5.25 ²⁸		1.958	0.731	29	1.7-9.9%	292	2	
Butylamine	$\text{C}_4\text{H}_{11}\text{N}$	73.137	-49	77.0	0.7414 ²⁰	0.574	4.71 ²⁰	1.0	2.450	12.2	-12	1.7-9.8%	312		5
<i>sec</i> -Butylamine	$\text{C}_4\text{H}_{11}\text{N}$	73.137	-104.5	62.71	0.7246 ²⁰			1.28			-9				
<i>tert</i> -Butylamine	$\text{C}_4\text{H}_{11}\text{N}$	73.137	-66.92	44.02	0.6958 ²⁰			1.3	2.627	48.4	-9	1.7-8.9%	380		
Butylbenzene	$\text{C}_{10}\text{H}_{14}$	134.218	-87.81	183.3	0.8601 ²⁰	0.950	2.359 ²⁰	≈0	1.813	0.150	71	0.8-5.8%	410		
<i>tert</i> -Butylbenzene	$\text{C}_{10}\text{H}_{14}$	134.218	-57.84	169.1	0.8665 ²⁰		2.359 ²⁰	0.83	1.773	0.280	60	0.7-5.7%	450		
Butyl benzoate	$\text{C}_{11}\text{H}_{14}\text{O}_2$	178.228	-22.4	249	1.000 ²⁰		5.52 ²⁰			0.005	107				
<i>tert</i> -Butyl ethyl ether	$\text{C}_6\text{H}_{14}\text{O}$	102.174	-94.0	72.7	0.736 ²⁵				2.13	16.5				25	
<i>tert</i> -Butyl hydroperoxide	$\text{C}_4\text{H}_{10}\text{O}_2$	90.121	6	89 dec	0.8960 ²⁰						27				
1- <i>tert</i> -Butyl-4-methylbenzene	$\text{C}_{11}\text{H}_{16}$	148.245	-52.49	193	0.8612 ²⁰			≈0		0.09	68			1	
Butyl vinyl ether	$\text{C}_6\text{H}_{12}\text{O}$	100.158	-92	94	0.7888 ²⁰			1.25	2.316	6.65	-9		255		
γ-Butyrolactone	$\text{C}_4\text{H}_6\text{O}_2$	86.090	-43.36	204.6	1.1296 ²⁰		39.0 ²⁰	4.27	1.642	0.43	98				
Carbon disulfide	CS_2	76.141	-111.7	46.2	1.2632 ²⁰	0.352	2.6320 ²⁰	0	1.003	48.2	-30	1.3-50.0%	90	1	
Chloroacetaldehyde	$\text{C}_2\text{H}_3\text{ClO}$	78.497	-16.3	87	1.19										1
Chloroacetone	$\text{C}_3\text{H}_5\text{ClO}$	92.524	-44.5	116	1.15 ²⁰					2					1
Chloroacetyl chloride	$\text{C}_2\text{H}_2\text{Cl}_2\text{O}$	112.942	-21.7	106.0	1.4202 ²⁰			2.23		3.33				0.05	0.15
2-Chloroaniline	$\text{C}_6\text{H}_5\text{ClN}$	127.572	-2.3	209	1.2114 ²²	3.32	13.40 ²⁰	1.77		0.034					
3-Chloroaniline	$\text{C}_6\text{H}_5\text{ClN}$	127.572	-10.3	230	1.2161 ²⁰		13.3 ²⁰		1.558	0.0156			705		
Chlorobenzene	$\text{C}_6\text{H}_5\text{Cl}$	112.557	-45.2	131.6	1.1058 ²⁰	0.753	5.6895 ²⁰	1.69	1.334	1.6	28	1.3-9.6%	593	10	
2-Chloro-1,3-butadiene	$\text{C}_4\text{H}_3\text{Cl}$	88.536	-130	59	0.956 ²⁰		4.914 ²⁰			29.5	-20	4.0-20.0%		10	
1-Chlorobutane	$\text{C}_4\text{H}_9\text{Cl}$	92.567	-123.1	78.4	0.8857 ²⁰	0.422	7.276 ²⁰	2.05	1.891	13.7	-12	1.9-10.1%	240		
2-Chlorobutane	$\text{C}_4\text{H}_9\text{Cl}$	92.567	-131.3	71	0.8732 ²⁰		8.564 ²⁰	2.04		21.0	-10				
Chlorocyclohexane	$\text{C}_6\text{H}_{11}\text{Cl}$	118.604	-45	142.6	1.000 ²⁰		7.9505 ³⁰	2.1		1.0	32				
Chlorodibromomethane	CHBr_2Cl	208.280	-20	120	2.451 ²⁰										
Chloroethane	$\text{C}_2\text{H}_5\text{Cl}$	64.514	-138	12.3	0.9239 ⁹		9.45 ²⁰	2.05	1.617	160	-50	3.8-15.4%	519	100	
2-Chloroethanol	$\text{C}_2\text{H}_5\text{ClO}$	80.513	-68	126	1.2019 ²⁰		25.80 ²⁰	1.78		1.2	60	4.9-15.9%	425		1

Name	Mol. form.	M_r	$t_m/^\circ\text{C}$	$t_b/^\circ\text{C}$	$\rho/g\text{ mL}^{-1}$	$\eta/\text{mPa s}$	ϵ	μ/D	$c_p/J\text{ g}^{-1}\text{ K}^{-1}$	vp/kPa	FP/ °C	Fl. lim.	IT/°C	TWA/ ppm	STEL/ ppm
2-Chloroethyl vinyl ether	$\text{C}_4\text{H}_7\text{ClO}$	106.551	-70	108	1.0495 ²⁰						27				
(Chloromethyl)benzene	$\text{C}_7\text{H}_7\text{Cl}$	126.584	-39.4	174	1.1004 ²⁰		6.854 ²⁰	1.8	1.44	0.164	67	>1.1%	585	1	
Chloromethyl methyl ether	$\text{C}_2\text{H}_5\text{ClO}$	80.513	-103.5	59	1.063 ¹⁰					24.9					
1-Chloro-2-methylpropane	$\text{C}_4\text{H}_9\text{Cl}$	92.567	-130.3	69	0.8773 ²⁰		7.027 ²⁰	2.00	1.713	19.9	-6	2.0-8.7%			
2-Chloro-2-methylpropane	$\text{C}_4\text{H}_9\text{Cl}$	92.567	-25.60	50.9	0.8420 ²⁰		9.663 ²⁰	2.13	1.867	42.7	0				
1-Chloronaphthalene	$\text{C}_{10}\text{H}_7\text{Cl}$	162.616	-6.0	259	1.1880 ²⁵		5.04 ²⁵	1.57	1.307	0.003	121		>558		
1-Chlorooctane	$\text{C}_8\text{H}_{17}\text{Cl}$	148.674	-57.8	183	0.8734 ²⁰		5.05 ²⁵	2.00	1.335	0.11	70				
1-Chloropentane	$\text{C}_5\text{H}_{11}\text{Cl}$	106.594	-99.0	107.9	0.8820 ²⁰		6.654 ²⁰	2.16		4.36	13	1.6-8.6%	260		
2-Chlorophenol	$\text{C}_6\text{H}_5\text{ClO}$	128.556	8	173.4	1.2634 ²⁰	3.59	7.40 ²³		1.468	0.308	64				
1-Chloropropane	$\text{C}_3\text{H}_7\text{Cl}$	78.541	-122.9	46.2	0.8899 ²⁰	0.334	8.588 ²⁰	2.05	1.683	45.8	<-18	2.6-11.1%	520		
2-Chloropropane	$\text{C}_3\text{H}_7\text{Cl}$	78.541	-117.1	35.0	0.8617 ²⁰	0.303		2.17		68.9	-32	2.8-10.7%	593		
3-Chloro-1,2-propanediol	$\text{C}_3\text{H}_7\text{ClO}_2$	110.540		221	1.325 ¹⁸		31.0 ²⁰								
3-Chloropropanenitrile	$\text{C}_3\text{H}_4\text{ClN}$	89.524	-51.4	175.5	1.1573 ²⁰						76				
2-Chloropropene	$\text{C}_3\text{H}_5\text{Cl}$	76.525	-137.4	23	0.9017 ²⁰		8.92 ²⁶	1.65		110	-37	4.5-16%			
3-Chloropropene	$\text{C}_3\text{H}_5\text{Cl}$	76.525	-136	44.8	0.9376 ²⁰	0.314	8.2 ²⁰	1.94	1.635	48.9	-32	2.9-11.1%	485	1	2
Chlorosulfonic acid	ClHO_3S	116.524	-80	152	1.75					0.42					
2-Chlorotoluene	$\text{C}_7\text{H}_7\text{Cl}$	126.584	-35.9	158.8	1.0825 ²⁰	0.964	4.721 ²⁰	1.56	1.318	0.482			50		
4-Chlorotoluene	$\text{C}_7\text{H}_7\text{Cl}$	126.584	7.4	161.8	1.0697 ²⁰	0.837	6.25 ²⁰	2.21		0.4					
Chromium(VI) dichloride dioxide	Cl_2CrO_2	154.901	-96.5	117	1.91									0.025	
<i>trans</i> -Cinnamaldehyde	$\text{C}_9\text{H}_8\text{O}$	132.159	-7.5	246	1.0497 ²⁰		17.72 ³³			0.005					
<i>o</i> -Cresol	$\text{C}_7\text{H}_8\text{O}$	108.138	31.0	191.0	1.0327 ²⁵		6.76 ²⁵	1.45	2.160	0.041	81	>1.4%	599		
<i>m</i> -Cresol	$\text{C}_7\text{H}_8\text{O}$	108.138	12.2	202.2	1.0339 ²⁰	12.91	12.44 ²⁵	1.48	2.080	0.019	86	>1.1%	558		
<i>p</i> -Cresol	$\text{C}_7\text{H}_8\text{O}$	108.138	34.77	201.9	1.0185 ⁴⁰		13.05 ²⁵	1.48	2.044	0.017	86	>1.1%	558		
Cyanogen chloride	CClN	61.471	-6.55	13	1.186 ²⁰			2.83						0.3	
Cyclobutane	C_4H_8	56.107	-90.7	12.5	0.7038 ⁰			0		157	<10	>1.8%			
Cyclohexane	C_6H_{12}	84.159	6.7	80.7	0.7739 ²⁵	0.894	2.0243 ²⁰	≈ 0	1.841	13.0	-20	1.3-8%	245	100	
Cyclohexanol	$\text{C}_6\text{H}_{12}\text{O}$	100.158	26	160.9	0.9624 ²⁰	57.5	16.40 ²⁰		2.079	0.10	68	1-9%	300	50	
Cyclohexanone	$\text{C}_6\text{H}_{10}\text{O}$	98.142	-27.93	155.4	0.9478 ²⁰	2.02	16.1 ²⁰	3.25	1.856	0.53	44	1.1-9.4%	420	20	50
Cyclohexene	C_6H_{10}	82.143	-103.5	82.9	0.8110 ²⁰	0.625	2.2176 ²⁰	0.33	1.805	11.8	-12	>1.2%	310	300	
Cyclohexylamine	$\text{C}_6\text{H}_{13}\text{N}$	99.174	-17.7	133.6	0.8191 ²⁰	1.944	4.547 ²⁰	1.3		1.20	31	1.9-9.4%	293	10	
1,3-Cyclopentadiene	C_5H_6	66.102	-96.54	41	0.8021 ²⁰			0.419		58.5			75		
Cyclopentane	C_5H_{10}	70.133	-93.4	49.2	0.7457 ²⁰	0.413	1.9687 ²⁰	≈ 0	1.837	42.3	-25	>1.5%	361	600	
Cyclopentanol	$\text{C}_5\text{H}_{10}\text{O}$	86.132	-17	140.4	0.9488 ²⁰		18.5 ¹⁵		2.119	0.294	51				
Cyclopentanone	$\text{C}_5\text{H}_8\text{O}$	84.117	-51.70	130.5	0.9487 ²⁰		13.58 ²⁵	3.3	1.84	1.55	26				
<i>cis</i> -Decahydronaphthalene	$\text{C}_{10}\text{H}_{18}$	138.250	-42.9	195.8	0.8965 ²⁰	3.04	2.219 ²⁰	≈ 0	1.678	0.10					
<i>trans</i> -Decahydronaphthalene	$\text{C}_{10}\text{H}_{18}$	138.250	-30.35	187.3	0.8659 ²⁵	1.948	2.184 ²⁰	≈ 0	1.653	0.164	54	0.7-5.4%	255		
Decamethylcyclopentasiloxane	$\text{C}_{10}\text{H}_{20}\text{O}_5\text{Si}_5$	370.770	-37.0	213	0.9593 ²⁰		2.50 ²⁰			0.02					
Decanal	$\text{C}_{10}\text{H}_{20}\text{O}$	156.265	-3.9	212	0.830 ¹⁵					0.02					
Decane	$\text{C}_{10}\text{H}_{22}$	142.282	-29.61	174.1	0.7266 ²⁵	0.838	1.9853 ²⁰	≈ 0	2.210	0.170	51	0.8-5.4%	210		
Decanoic acid	$\text{C}_{10}\text{H}_{18}\text{O}_2$	172.265	31.39	270	0.8858 ⁴⁰				2.761						
1-Decanol	$\text{C}_{10}\text{H}_{22}\text{O}$	158.281	7	229	0.8297 ²⁰	10.91	7.93 ²⁰		2.341	0.009	82		288		
1-Decene	$\text{C}_{10}\text{H}_{20}$	140.266	-66.21	171	0.7408 ²⁰	0.756	2.136 ²⁰	≈ 0	2.144	0.210	<55		235		
Diacetone alcohol	$\text{C}_8\text{H}_{16}\text{O}_2$	116.158	-47	167.9	0.9387 ²⁰	2.80	18.2 ²⁵	3.2	1.905	0.224	58	1.8-6.9%	643	50	
Dibenzyl ether	$\text{C}_{14}\text{H}_{14}\text{O}$	198.260	1.8	298	1.0428 ²⁰		3.821 ²⁰				135				
Dibromodifluoromethane	CBr_2F_2	209.816	-110.1	22.79			2.939 ⁰	0.66		110				100	
1,2-Dibromoethane	$\text{C}_2\text{H}_4\text{Br}_2$	187.861	9.8	131.3	2.1683 ²⁵	1.595	4.9612 ²⁰	1.2	0.724	1.55					
Dibromomethane	CH_2Br_2	173.835	-52.1	97.0	2.4969 ²⁰	0.980	7.77 ¹⁰	1.43	0.61	6.12					
1,2-Dibromotetrafluoroethane	$\text{C}_2\text{Br}_2\text{F}_4$	259.823	-110	47.1	2.149 ²⁵		2.34 ²⁵		0.69	43.4					
Dibutylamine	$\text{C}_8\text{H}_{19}\text{N}$	129.244	-61.8	162	0.7670 ²⁰	0.918	2.765 ²⁰	1.0	2.266	0.34	47	1.1-6%			
Dibutyl ether	$\text{C}_8\text{H}_{18}\text{O}$	130.228	-96	141.6	0.7684 ²⁰	0.637	3.0830 ²⁰	1.17	2.136	0.898	25	1.5-7.6%	194		
Di- <i>tert</i> -butyl peroxide	$\text{C}_8\text{H}_{18}\text{O}_2$	146.228	-40	110.0	0.704 ²⁰					3.43	18				
Dibutyl phthalate	$\text{C}_{16}\text{H}_{22}\text{O}_4$	278.344	-35	338	1.0465 ²⁰	16.63	6.58 ²⁰	2.82	1.789		157	>0.5%	402		
Dibutyl sebacate	$\text{C}_{18}\text{H}_{34}\text{O}_4$	314.461	-9.2	356	0.9405 ¹⁵		4.54 ²⁰	2.48	1.968		178	>0.4%	365		
Dibutyl sulfide	$\text{C}_8\text{H}_{18}\text{S}$	146.294	-74.97	168	0.8386 ²⁰		4.29 ²⁵	1.61	1.943	0.09	76				
Dichloroacetic acid	$\text{C}_2\text{H}_2\text{Cl}_2\text{O}_2$	128.942	12	193	1.5634 ²⁰		8.33 ²⁰			0.03				0.5	
<i>o</i> -Dichlorobenzene	$\text{C}_6\text{H}_4\text{Cl}_2$	147.002	-17.0	180.2	1.3059 ²⁰	1.324	10.12 ²⁰	2.50	1.105	0.18	66	2.2-9.2%	648	25	50
<i>m</i> -Dichlorobenzene	$\text{C}_6\text{H}_4\text{Cl}_2$	147.002	-24.8	172	1.2884 ²⁰	1.044	5.02 ²⁰	1.72	1.163	0.252	72				
<i>trans</i> -1,4-Dichloro-2-butene	$\text{C}_4\text{H}_6\text{Cl}_2$	124.997	3	155.4	1.183 ²⁵									0.005	
Dichlorodimethylsilane	$\text{C}_2\text{H}_6\text{Cl}_2\text{Si}$	129.061	-16	70.5	1.064 ²⁵					18.9	<21	3.4-9.5%			
1,1-Dichloroethane	$\text{C}_2\text{H}_4\text{Cl}_2$	98.959	-96.93	56.3	1.1757 ²⁰	0.464	10.10 ²⁵	2.06	1.276	30.5	-17	5.4-11.4%	458	100	
1,2-Dichloroethane	$\text{C}_2\text{H}_4\text{Cl}_2$	98.959	-35.6	83.4	1.2454 ²⁵	0.779	10.42 ²⁰	1.8	1.298	10.6	13	6.2-16%	413	10	
1,1-Dichloroethene	$\text{C}_2\text{H}_2\text{Cl}_2$	96.943	-122.5	31.6	1.213 ²⁰		4.60 ²⁰	1.34	1.148	80.0	-28	6.5-15.5%	570	5	
<i>cis</i> -1,2-Dichloroethene	$\text{C}_2\text{H}_2\text{Cl}_2$	96.943	-80.0	60	1.2837 ²⁰	0.445	9.20 ²⁵	1.90	1.201	26.8	6	3-15%	460	200	
<i>trans</i> -1,2-Dichloroethene	$\text{C}_2\text{H}_2\text{Cl}_2$	96.943	-49.8	47.64	1.2565 ²⁰	0.317	2.14 ²⁰	0	1.205	44.2	2	6-13%	460	200	
Dichloromethane	CH_2Cl_2	84.933	-95	39.8	1.3266 ²⁰	0.413	8.93 ²⁵	1.60	1.192	58.2		13-23%	556	50	
(Dichloromethyl)benzene	$\text{C}_7\text{H}_6\text{Cl}_2$	161.029	-17.0	205	1.26 ²⁵		6.9 ²⁰	2.1		0.06					

Name	Mol. form.	M_r	$t_m/^\circ\text{C}$	$t_b/^\circ\text{C}$	$\rho/\text{g mL}^{-1}$	$\eta/\text{mPa s}$	ϵ	μ/D	$c_p/\text{J g}^{-1}\text{K}^{-1}$	vp/kPa	FP/ °C	Fl. lim.	IT/°C	TWA/ ppm	STEL/ ppm
1,1-Dichloropropane	$\text{C}_3\text{H}_6\text{Cl}_2$	112.986		88.4	1.1321 ²⁰					9.09					
1,2-Dichloropropane, (±)-	$\text{C}_3\text{H}_6\text{Cl}_2$	112.986	-100.53	96.4	1.1560 ²⁰		8.37 ²⁰	1.9	1.320	6.62	21	3.4-14.5%	557	10	
1,3-Dichloropropane	$\text{C}_3\text{H}_6\text{Cl}_2$	112.986	-99.5	120.8	1.1785 ²⁵		10.27 ³⁰	2.08		2.44					
2,3-Dichloropropene	$\text{C}_3\text{H}_4\text{Cl}_2$	110.970	10	93.0	1.211 ²⁰						15	2.6-7.8%			
2,4-Dichlorotoluene	$\text{C}_7\text{H}_6\text{Cl}_2$	161.029	-13.5	200	1.2476 ²⁰		5.68 ²⁸	1.70		0.055					
Dicyclohexylamine	$\text{C}_{12}\text{H}_{22}\text{N}$	181.318	-0.1	251	0.9123 ²⁰					0.003	>99				
Diethanolamine	$\text{C}_4\text{H}_{11}\text{NO}_2$	105.136	27.9	271.2	1.0966 ²⁰		25.75 ²⁰	2.8	2.22	<0.01	172	2-13%	662		
1,1-Diethoxyethane	$\text{C}_6\text{H}_{14}\text{O}_2$	118.174	-106.1	102	0.8254 ²⁰			1.4	2.01	3.68	-21	1.6-10.4%	230		
1,2-Diethoxyethane	$\text{C}_6\text{H}_{14}\text{O}_2$	118.174	-74.0	120.6	0.8351 ²⁵		3.90 ²⁰		2.195	4.33	27		205		
Diethylamine	$\text{C}_4\text{H}_{11}\text{N}$	73.137	-50	55.4	0.7056 ²⁰	0.319	3.680 ²⁰	0.92	2.313	30.1	-23	1.8-10.1%	312	5	15
<i>N,N</i> -Diethylaniline	$\text{C}_{11}\text{H}_{15}\text{N}$	149.233	-21.3	216	0.9307 ²⁰		5.15 ³⁰			0.025	85		630		
<i>o</i> -Diethylbenzene	$\text{C}_{10}\text{H}_{14}$	134.218	-31.4	183.4	0.8800 ²⁰		2.594 ²⁰			0.13	57		395		
<i>m</i> -Diethylbenzene	$\text{C}_{10}\text{H}_{14}$	134.218	-83.9	181.1	0.8602 ²⁰		2.369 ²⁰			0.14	56		450		
<i>p</i> -Diethylbenzene	$\text{C}_{10}\text{H}_{14}$	134.218	-43.3	184	0.8620 ²⁰		2.259 ²⁰			0.13	55	0.7-6.0%	430		
Diethyl carbonate	$\text{C}_5\text{H}_{10}\text{O}_3$	118.131	-43	125.9	0.9692 ²⁵		2.820 ²⁴	1.10	1.80	1.63	25				
Diethylene glycol	$\text{C}_4\text{H}_{10}\text{O}_3$	106.120	-10.3	245.5	1.1197 ¹⁵	30.2	31.82 ²⁰	2.3	2.307	0.001	124	2-17%	224		
Diethylene glycol diethyl ether	$\text{C}_8\text{H}_{18}\text{O}_3$	162.227	-44.3	185	0.9063 ²⁰				2.104	0.10	82				
Diethylene glycol dimethyl ether	$\text{C}_6\text{H}_{14}\text{O}_3$	134.173	-64.0	162	0.9434 ²⁰	0.989	7.23 ²⁵	2.0	2.043	0.315	67				
Diethylene glycol monobutyl ether	$\text{C}_8\text{H}_{18}\text{O}_3$	162.227	-68	232	0.9553 ²⁰				2.188	0.0032				10	
Diethylene glycol monoethyl ether	$\text{C}_6\text{H}_{14}\text{O}_3$	134.173		202	0.9885 ²⁰			1.6	2.243	0.017	96				
Diethylene glycol monoethyl ether acetate	$\text{C}_8\text{H}_{16}\text{O}_4$	176.211	-25	218	1.0096 ²⁰			1.8		0.029	110		425		
Diethylene glycol monomethyl ether	$\text{C}_5\text{H}_{12}\text{O}_3$	120.147		194	1.035 ²⁰			1.6	2.256	0.024	96	1.38-22.7%	240		
Diethyl ether	$\text{C}_4\text{H}_{10}\text{O}$	74.121	-116.22	34.4	0.7138 ²⁰	0.224	4.2666 ²⁰	1.10	2.369	71.7	-45	1.9-36.0%	180	400	500
Diethyl maleate	$\text{C}_8\text{H}_{12}\text{O}_4$	172.179	-8.8	222	1.0662 ²⁰		7.560 ²⁵			0.015	121		350		
Diethyl malonate	$\text{C}_7\text{H}_{12}\text{O}_4$	160.168	-50	200	1.0551 ²⁰		7.550 ³¹	2.54	1.779	0.048	93				
Diethyl oxalate	$\text{C}_6\text{H}_{10}\text{O}_4$	146.141	-40.6	186	1.0785 ²⁰		8.266 ²⁰	2.49	1.784	0.030	76				
Diethyl phthalate	$\text{C}_{10}\text{H}_{14}\text{O}_4$	222.237	-40.5	298	1.232 ¹⁴		7.86 ²⁰		1.647	0.002	161	>0.7%	457		
Diethyl succinate	$\text{C}_8\text{H}_{14}\text{O}_4$	174.195	-21.6	217	1.0402 ²⁰		6.098 ²⁰			0.15	90				
Diethyl sulfate	$\text{C}_4\text{H}_{10}\text{O}_4\text{S}$	154.185	-26.0	208	1.172 ²⁵		29.2 ²⁰			0.05	104		436		
Diethyl sulfide	$\text{C}_4\text{H}_{10}\text{S}$	90.187	-103.9	92.1	0.8362 ²⁰	0.422	5.723 ²⁵	1.54	1.900	7.78					
Diiodomethane	CH_2I_2	267.836	6.0	182	3.3211 ²⁰		5.32 ²⁵	1.08	0.500	0.172					
Diiodosilane	$\text{H}_2\text{I}_2\text{Si}$	283.911	-1	150											
Diisobutylamine	$\text{C}_6\text{H}_{14}\text{N}$	129.244	-73.5	139.6		0.723				0.972	29				
Diisopentyl ether	$\text{C}_{10}\text{H}_{22}\text{O}$	158.281		172	0.7777 ²⁰		2.817 ²⁰	1.23	2.394	0.210					
Diisopropylamine	$\text{C}_6\text{H}_{15}\text{N}$	101.190	-61	84	0.7153 ²⁰	0.393		1.15		10.7	-1	1.1-7.1%	316	5	
Diisopropyl ether	$\text{C}_6\text{H}_{14}\text{O}$	102.174	-85.37	68.4	0.7192 ²⁵	0.379	3.805 ³⁰	1.13	2.122	19.9	-28	1.4-7.9%	443	250	310
1,2-Dimethoxyethane	$\text{C}_4\text{H}_{10}\text{O}_2$	90.121	-69.0	85.0	0.8637 ²⁵	0.455	7.30 ²⁴		2.145	9.93	-2		202		
Dimethoxymethane	$\text{C}_3\text{H}_8\text{O}_2$	76.095	-105.11	42.3	0.8593 ²⁰		2.644 ²⁰	0.74	2.129	53.1	-32	2.2-13.8%	237	1000	
Dimethylacetal	$\text{C}_4\text{H}_{10}\text{O}_2$	90.121	-113.2	63	0.8501 ²⁰					22.9					
<i>N,N</i> -Dimethylacetamide	$\text{C}_4\text{H}_9\text{NO}$	87.120	-19	165.9	0.9372 ²⁵	1.927	38.85 ²¹	3.7	2.016	0.075	70	1.8-11.5%	490	10	
2,3-Dimethylaniline	$\text{C}_9\text{H}_{11}\text{N}$	121.180	3	223	0.9931 ²⁰						97	>1.0%	0.5		
2,6-Dimethylaniline	$\text{C}_9\text{H}_{11}\text{N}$	121.180	11.0	211	0.9842 ²⁰			1.63	1.971	0.45	96		0.5		
<i>N,N</i> -Dimethylaniline	$\text{C}_9\text{H}_{11}\text{N}$	121.180	2.1	193	0.9557 ²⁰	1.300	4.90 ²⁵	1.68	1.771	0.107	63		371	5	10
2,2-Dimethylbutane	C_6H_{14}	86.175	-99.0	49.7	0.6444 ²⁵	0.351	1.869 ²⁰	≈0	2.227	42.5	-48	1.2-7.0%	405	500	1000
2,3-Dimethylbutane	C_6H_{14}	86.175	-128.1	58.0	0.6616 ²⁰	0.361	1.889 ²⁰	≈0	2.201	31.3	-29	1.2-7.0%	405	500	1000
3,3-Dimethyl-2-butanone	$\text{C}_6\text{H}_{12}\text{O}$	100.158	-51.40	106.1	0.7229 ²⁵		12.73 ²⁰			4.27					
Dimethylcarbamic chloride	$\text{C}_3\text{H}_6\text{ClNO}$	107.539	-33	154	1.168 ²⁵										
Dimethyl disulfide	$\text{C}_2\text{H}_6\text{S}_2$	94.199	-84.67	109.72	1.0625 ²⁰		9.6 ²⁵	1.9	1.551	3.82	24				
<i>N,N</i> -Dimethylethanolamine	$\text{C}_4\text{H}_{11}\text{NO}$	89.136	-65	130.7	0.8866 ²⁰					0.9					
<i>N,N</i> -Dimethylformamide	$\text{C}_3\text{H}_7\text{NO}$	73.094	-60.3	152.8	0.9445 ²⁵	0.794	38.25 ²⁰	3.82	2.060	0.439	58	2.2-15.2%	445	10	
2,6-Dimethyl-4-heptanone	$\text{C}_9\text{H}_{18}\text{O}$	142.238	-46.0	157	0.8062 ²⁰		9.91 ²⁰	2.7	2.090	0.23	49	0.8-7.1%	396	25	
1,1-Dimethylhydrazine	$\text{C}_2\text{H}_6\text{N}_2$	60.098	-57.15	62.4	0.791 ²²				2.731	20.9	-15	2-95%	249	0.01	
Dimethyl phthalate	$\text{C}_{10}\text{H}_{10}\text{O}_4$	194.184	1.03	282.7	1.1905 ²⁰	14.36	8.66 ²⁰		1.561	0.001	146	>0.9%	490		
2,6-Dimethylpyridine	$\text{C}_7\text{H}_9\text{N}$	107.153	-6.12	144.0	0.9226 ²⁰		7.33 ²⁰	1.7	1.728	0.746					
Dimethyl sulfate	$\text{C}_2\text{H}_6\text{O}_4\text{S}$	126.132	-31.8	186	1.3322 ²⁰		55.0 ²⁵			0.13	83		188	0.1	
Dimethyl sulfide	$\text{C}_2\text{H}_6\text{S}$	62.134	-98.26	37.32	0.8483 ²⁰	0.284	6.70 ²¹	1.55	1.901	64.4	-37	2.2-19.7%	206	10	
Dimethyl sulfoxide	$\text{C}_2\text{H}_6\text{OS}$	78.133	18.52	191.9	1.1010 ²⁵	1.987	47.24 ²⁰	3.96	1.958	0.084	95	2.6-42%	215		
1,4-Dioxane	$\text{C}_6\text{H}_{10}\text{O}_2$	88.106	11.75	101.2	1.0337 ²⁰	1.177	2.2189 ²⁰	0	1.726	4.95	12	2.0-22%	180	20	
1,3-Dioxolane	$\text{C}_3\text{H}_6\text{O}_2$	74.079	-97.21	75.3	1.060 ²⁰			1.19	1.593	14.6	2		20		
Dipentyl ether	$\text{C}_{10}\text{H}_{22}\text{O}$	158.281	-69.2	187	0.7833 ²⁰		2.798 ²⁵	1.20	1.579	0.13	57		170		
Dipropylamine	$\text{C}_6\text{H}_{15}\text{N}$	101.190	-63	107.5	0.7400 ²⁰	0.517	2.923 ²⁰	1.03	2.500	3.21	17		299		
Dipropylene glycol monomethyl ether	$\text{C}_7\text{H}_{16}\text{O}_3$	148.200	-80	203	0.95									100	150

Name	Mol. form.	M_r	$t_m/^\circ\text{C}$	$t_b/^\circ\text{C}$	$\rho/g\text{ mL}^{-1}$	$\eta/\text{mPa s}$	ϵ	μ/D	$c_p/J\text{ g}^{-1}\text{ K}^{-1}$	vp/kPa	FP/ °C	Fl. lim.	IT/°C	TWA/ ppm	STEL/ ppm
Dipropyl ether	$\text{C}_6\text{H}_{14}\text{O}$	102.174	-114.8	90.1	0.7466 ²⁰	0.396	3.38 ²⁴	1.21	2.169	8.35	21	1.3-7.0%	188		
Dodecane	$\text{C}_{12}\text{H}_{26}$	170.334	-9.55	216.3	0.7495 ²⁰	1.383	2.0120 ²⁰	≈ 0	2.206	0.016	74	>0.6%	203		
1-Dodecanol	$\text{C}_{12}\text{H}_{26}\text{O}$	186.333	24.2	264.1	0.8309 ²⁴		5.82 ³⁰		2.351	1.6-10 ⁻⁵	127		275		
1-Dodecene	$\text{C}_{12}\text{H}_{24}$	168.319	-35.19	213.4	0.7584 ²⁰	1.20	2.152 ²⁰	≈ 0	2.143	0.019	79				
Epichlorohydrin	$\text{C}_3\text{H}_5\text{ClO}$	92.524	-26	111.99	1.1812 ²⁰	1.073	22.6 ²⁰	1.8	1.422	2.2	31	3.8-21.0%	411	0.5	
1,2-Epoxybutane	$\text{C}_4\text{H}_8\text{O}$	72.106	-150	63.4	0.8297 ²⁰			1.89	2.039	31.7	-22	1.7-19%	439		
1,2-Epoxy-4-(epoxyethyl) cyclohexane	$\text{C}_8\text{H}_{12}\text{O}_2$	140.180	<-55	227	1.0966 ²⁰									0.1	
1,2-Ethanediamine	$\text{C}_2\text{H}_8\text{N}_2$	60.098	11.14	116.9	0.8979 ²⁰		13.82 ²⁰	1.99	2.872	1.62	40	2.5-12.0%	385	10	
1,2-Ethandiol	$\text{C}_2\text{H}_6\text{O}_2$	62.068	-13	197.5	1.1135 ²⁰	16.06	41.4 ²⁰	2.36	2.394	0.01	111	3.2-22%	398		
1,2-Ethandiol, diacetate	$\text{C}_6\text{H}_{10}\text{O}_4$	146.141	-31	184	1.1043 ²⁰		7.7 ¹⁷	2.34	2.121	0.030	88	1.6-8.4%	482		
1,2-Ethandiol, dinitrate	$\text{C}_2\text{H}_4\text{N}_2\text{O}_6$	152.062	-22.5	199	1.4918 ²⁰		28.26 ²⁰			0.009				0.05	
1,2-Ethanedithiol	$\text{C}_2\text{H}_6\text{S}_2$	94.199	-41.2	144	1.234 ²⁰		7.26 ²⁰	2.03							
Ethanethiol	$\text{C}_2\text{H}_6\text{S}$	62.134	-147.89	35.0	0.8315 ²⁵	0.287	6.667 ²⁵	1.60	1.898	70.3	-17	2.8-18.0%	300	0.5	
Ethanol	$\text{C}_2\text{H}_6\text{O}$	46.068	-114.14	78.24	0.7893 ²⁰	1.074	25.3 ²⁰	1.69	2.438	7.87	13	3.3-19%	363		1000
Ethanolamine	$\text{C}_2\text{H}_7\text{NO}$	61.083	10.4	170.3	1.0180 ²⁰	21.1	31.94 ²⁰	2.3	3.201	0.05	86	3.0-23.5%	410	3	6
4-Ethoxyaniline	$\text{C}_8\text{H}_{11}\text{NO}$	137.179	4.7	254	1.0652 ¹⁶		7.43 ²⁵			0.0007	116				
Ethoxybenzene	$\text{C}_8\text{H}_{10}\text{O}$	122.164	-29.6	169.8	0.9651 ²⁰	1.197	4.216 ²⁰	1.45	1.870	0.204	63				
2-Ethoxyethanol	$\text{C}_4\text{H}_{10}\text{O}_2$	90.121	-70	134.7	0.9253 ²⁵		13.38 ²⁵	2.1	2.339	0.71	43	3-18%	235	5	
2-Ethoxyethyl acetate	$\text{C}_8\text{H}_{12}\text{O}_3$	132.157	-61.7	156.6	0.9740 ²⁰		7.567 ³⁰	2.3	2.845	0.24	56	2-8%	379	5	
Ethyl acetate	$\text{C}_4\text{H}_8\text{O}_2$	88.106	-83.8	77.1	0.9003 ²⁰	0.423	6.0814 ²⁰	1.78	1.937	12.6	-4	2.0-11.5%	426	400	
Ethyl acetoacetate	$\text{C}_8\text{H}_{16}\text{O}_3$	130.141	-45	180	1.0368 ¹⁰		14.0 ²⁰		1.906	0.095	57	1.4-9.5%	295		
Ethyl acrylate	$\text{C}_5\text{H}_8\text{O}_2$	100.117	-71	98.9	0.9234 ²⁰		6.05 ³⁰	1.96		5.14	10	1.4-14%	372	5	15
Ethylamine	$\text{C}_2\text{H}_7\text{N}$	45.084	-81	16.6	0.689 ¹⁵		8.7 ²⁰	1.22	2.884	141	-16	3.5-14%	385	5	15
N-Ethylaniline	$\text{C}_8\text{H}_{11}\text{N}$	121.180	-63.4	204	0.9625 ²⁰	2.05	5.87 ²⁰			0.039	85				
Ethylbenzene	C_8H_{10}	106.165	-94.95	136.2	0.8626 ²⁵	0.631	2.4463 ²⁰	0.59	1.726	1.28	21	0.8-6.7%	432	20	
Ethyl benzoate	$\text{C}_9\text{H}_{10}\text{O}_2$	150.174	-34.5	212.5	1.0415 ²⁵		6.20 ²⁰	2.00	1.638	0.04	88		490		
Ethyl butanoate	$\text{C}_8\text{H}_{16}\text{O}_2$	116.158	-97	121.1	0.8735 ²⁵	0.639	5.18 ²⁸	1.74	1.963	2.01	24		463		
2-Ethyl-1-butanol	$\text{C}_8\text{H}_{18}\text{O}$	102.174	<-15	155	0.8326 ²⁰		6.19 ²⁹			0.206	57				
Ethyl chloroacetate	$\text{C}_4\text{H}_7\text{ClO}_2$	122.551	-21	144	1.1585 ²⁰					0.640	64				
Ethyl chloroformate	$\text{C}_3\text{H}_5\text{ClO}_2$	108.524	-80.6	91	1.1352 ²⁰		9.736 ³⁶				16		500		
Ethyl cyanoacetate	$\text{C}_5\text{H}_7\text{NO}_2$	113.116	-26.1	216	1.0654 ²⁰		31.62 ⁻¹⁰	2.17	1.947	0.003	110				
Ethyleneimine	$\text{C}_2\text{H}_5\text{N}$	43.068	-78.0	54	0.832 ²⁵		18.3 ²⁵	1.90		28.9	-11	3.3-54.8%	320	0.05	0.1
Ethyl formate	$\text{C}_3\text{H}_6\text{O}_2$	74.079	-79.6	54.09	0.9208 ²⁰	0.380	8.57 ¹⁵	1.9	2.015	32.3	-20	2.8-16.0%	455		100
2-Ethylhexanal	$\text{C}_8\text{H}_{16}\text{O}$	128.212	<-100	161	0.8540 ²⁰						44	0.85-7.2%	190		
2-Ethyl-1,3-hexanediol	$\text{C}_8\text{H}_{18}\text{O}_2$	146.228	-40	243	0.9325 ²²		18.73 ²⁰				127		360		
2-Ethyl-1-hexanol	$\text{C}_8\text{H}_{18}\text{O}$	130.228	-70	186.2	0.8319 ²⁵	6.27	7.58 ²⁵	1.74	2.438	0.019	73	0.88-9.7%	231		
2-Ethylhexyl acetate	$\text{C}_{10}\text{H}_{20}\text{O}_2$	172.265	-80	200	0.8718 ²⁰			1.8		0.09	71	0.76-8.14%	268		
Ethyl lactate	$\text{C}_5\text{H}_{10}\text{O}_3$	118.131	-26	151	1.0328 ²⁰		15.4 ³⁰	2.4	2.150		46	>1.5%	400		
Ethyl 3-methylbutanoate	$\text{C}_7\text{H}_{14}\text{O}_2$	130.185	-99.3	135	0.8656 ²⁰		4.71 ²⁰			1.07					
Ethyl 2-methylpropanoate	$\text{C}_6\text{H}_{12}\text{O}_2$	116.158	-97.8	111	0.868 ²⁰					3.25	13				
Ethyl nitrite	$\text{C}_2\text{H}_5\text{NO}_2$	75.067		17.5	0.899 ¹⁵					135	-35	4.0-50%	90		
Ethyl propanoate	$\text{C}_5\text{H}_{10}\text{O}_2$	102.132	-73.6	98.9	0.8843 ²⁵	0.501	5.76 ²⁰	1.74	1.920	4.97	12	1.9-11%	440		
Ethyl silicate	$\text{C}_8\text{H}_{20}\text{O}_4\text{Si}$	208.329	-82.2	168	0.9320 ²⁰		2.50 ²⁰		1.749	1.17	52			10	
Eucalyptol	$\text{C}_{10}\text{H}_{18}\text{O}$	154.249	1.4	176	0.9267 ²⁰		4.57 ²⁵			0.260	48				
Fluorobenzene	$\text{C}_6\text{H}_5\text{F}$	96.102	-42.18	84.7	1.0225 ²⁰	0.550	5.465 ²⁰	1.60	1.523	10.4	-15				
Fluorosulfonic acid	FHO_3S	100.069	-89	163	1.726					0.08					
Formamide	CH_3NO	45.041	2.57	217	1.1334 ²⁰	3.34	111.0 ²⁰	3.73	2.389	0.01	154			10	
Formic acid	CH_2O_2	46.026	8.3	101	1.220 ²⁰	1.607	51.1 ²⁵	1.43	2.151	5.75	50	18-57%	434	5	10
Furan	$\text{C}_4\text{H}_4\text{O}$	68.074	-85.58	31.3	0.9514 ²⁰	0.361	2.94 ²⁵	0.66	1.686	80.0	-36	2.3-14.3%			
Furfural	$\text{C}_5\text{H}_4\text{O}_2$	96.085	-38.3	161.5	1.1594 ²⁰	1.587	42.1 ²⁰	3.5	1.698	0.29	60	2.1-19.3%	316	2	
Furfuryl alcohol	$\text{C}_5\text{H}_6\text{O}_2$	98.101	-14.5	168	1.1296 ²⁰		16.85 ²⁵	1.9	2.079	0.097	75	1.8-16.3%	491	10	15
Germanium(IV) chloride	Cl_4Ge	214.45	-51.50	86.55	1.88		2.463 ⁰	0							
Glycerol	$\text{C}_3\text{H}_8\text{O}_3$	92.094	18.2	289	1.2613 ²⁰	934	46.53 ²⁰	2.6	2.377	<0.01	199	3-19%	370		
Glycerol triacetate	$\text{C}_9\text{H}_{16}\text{O}_6$	218.203	-78	259	1.1583 ²⁰		7.11 ²⁰		1.763	<0.01	138	>1.0%	433		
Glycerol trioleate	$\text{C}_{57}\text{H}_{104}\text{O}_6$	885.432	5.3		0.915 ¹⁵		3.109 ²⁰								
Heptanal	$\text{C}_7\text{H}_{14}\text{O}$	114.185	-43.94	153	0.8132 ²⁵		9.07 ²²		2.015	0.46					
Heptane	C_7H_{16}	100.202	-90.549	98.38	0.6795 ²⁵	0.387	1.9209 ²⁰	≈ 0	2.242	6.09	-4	1.05-6.7%	204	400	500
Heptanoic acid	$\text{C}_7\text{H}_{14}\text{O}_2$	130.185	-7.17	222	0.9124 ²⁵	3.84	3.04 ¹⁵		2.039	0.001			275		
1-Heptanol	$\text{C}_7\text{H}_{16}\text{O}$	116.201	-33.2	178	0.8219 ²⁰	5.81	11.75 ²⁰		2.342	0.0044					
2-Heptanone	$\text{C}_7\text{H}_{14}\text{O}$	114.185	-34.7	151.0	0.8111 ²⁰	0.714	11.95 ²⁰	2.6	2.037	0.49	39	1.1-7.9%	393	50	
3-Heptanone	$\text{C}_7\text{H}_{14}\text{O}$	114.185	-37.2	146	0.8183 ²⁰		12.7 ²⁰	2.78		0.5	46			50	75
4-Heptanone	$\text{C}_7\text{H}_{14}\text{O}$	114.185	-32.1	144	0.8174 ²⁰		12.60 ²⁰			0.164	49			50	
1-Heptene	C_7H_{14}	98.186	-118.83	94	0.6970 ²⁰	0.340	2.092 ²⁰	≈ 0	2.157	7.52	-1		260		
Hexachloro-1,3-butadiene	C_4Cl_6	260.761	-21	216	1.556 ²⁵		2.55 ²⁰			0.13			610	0.02	
Hexachloro-1,3-cyclopentadiene	C_5Cl_6	272.772	-9	239	1.7019 ²⁵									0.01	

Name	Mol. form.	M_r	$t_m/^\circ\text{C}$	$t_b/^\circ\text{C}$	$\rho/\text{g mL}^{-1}$	$\eta/\text{mPa s}$	ϵ	μ/D	$c_p/\text{J g}^{-1}\text{K}^{-1}$	vp/kPa	FP/ °C	Fl. lim.	IT/°C	TWA/ ppm	STEL/ ppm
Hexafluorobenzene	C_6F_6	186.054	5.10	80.2	1.6175 ²⁰	2.79	2.029 ²⁵	0	1.191	11.3					
Hexamethyldisiloxane	$\text{C}_6\text{H}_{18}\text{OSi}_2$	162.377	-68.2	100.5	0.7638 ²⁰		2.179 ²⁰		1.918	5.57					
Hexamethylphosphoric triamide	$\text{C}_6\text{H}_{18}\text{N}_3\text{OP}$	179.200	7.2	235	1.03 ²⁰		31.3 ²⁰	5.5	1.791						
Hexanal	$\text{C}_6\text{H}_{12}\text{O}$	100.158	-58.2	129.6	0.8335 ²⁰				2.101	1.48	32				
Hexane	C_6H_{14}	86.175	-95.27	68.72	0.6606 ²⁵	0.300	1.8865 ²⁰	≈ 0	2.270	20.2	-22	1.1-7.5%	225	50	
Hexanedinitrile	$\text{C}_6\text{H}_8\text{N}_2$	108.141	2.2	295	0.9676 ²⁰				1.190	<0.01	93	>1.0%	550	2	
Hexanoic acid	$\text{C}_6\text{H}_{12}\text{O}_2$	116.158	-4.1	204.9	0.9212 ²⁵		2.600 ²⁵	1.13	1.937	0.005	102		380		
1-Hexanol	$\text{C}_6\text{H}_{14}\text{O}$	102.174	-46.4	156.9	0.8136 ²⁰	4.58	13.03 ²⁰		2.353	0.11	63		290		
2-Hexanone	$\text{C}_6\text{H}_{12}\text{O}$	100.158	-55.45	127.6	0.8113 ²⁰	0.583	14.56 ²⁰	2.7	2.130	1.54	25	1-8%	423	5	10
1-Hexene	C_6H_{12}	84.159	-139.76	63.4	0.6685 ²⁵	0.252	2.077 ²¹	≈ 0	2.178	24.8	-26	1.2-6.9%	253	50	
Hexyl acetate	$\text{C}_8\text{H}_{16}\text{O}_2$	144.212	-61.0	171.1	0.8779 ¹⁵		4.42 ²⁰		1.961	0.185	45				
Hydrazine	H_2N_2	32.045	1.54	113.55	1.0036	0.876	51.7 ²⁵	1.75	3.086	1.91	38	5-100%		0.01	
Hydrazoic acid	HN_3	43.028	-80	35.7				1.70		68.2					0.11
Hydrogen cyanide	CHN	27.026	-13.28	25.63	0.6876 ²⁰	0.183	114.9 ²⁰	2.99	2.612	98.8	-18	6-40%	538		4.7
Hydrogen peroxide	H_2O_2	34.015	-0.43	150.2	1.44		74.6 ¹⁷	1.57	2.619	0.26			1		
3-Hydroxypropanenitrile	$\text{C}_3\text{H}_5\text{NO}$	71.078	-46	218	1.0404 ²⁵			3.2		0.010	129				
Indan	C_9H_{10}	118.175	-51.34	177.8	0.9639 ²⁰	1.357			1.609	0.2					
Indene	C_9H_8	116.160	-1.45	182.5	0.9960 ²⁵				1.609	0.220			5		
Iodine bromide	BrI	206.808	40	116 dec	4.3			0.726							
Iodine chloride	ClI	162.357	27.38	94.4 dec	3.24			1.24		3.59					
Iodobenzene	$\text{C}_6\text{H}_5\text{I}$	204.008	-30.7	188.5	1.8308 ²⁰	1.554	4.59 ²⁰	1.70	0.778	0.133					
1-Iodobutane	$\text{C}_4\text{H}_9\text{I}$	184.018	-103.5	130	1.6154 ²⁰		6.27 ²⁰	1.93		1.85					
Iodoethane	$\text{C}_2\text{H}_5\text{I}$	155.965	-111.0	72	1.9357 ²⁰	0.556	7.82 ²⁰	1.98	0.738	18.2					
Iodomethane	CH_3I	141.939	-66	42.4	2.2789 ²⁰	0.469	6.97 ²⁰	1.64	0.888	53.9			2		
1-Iodopropane	$\text{C}_3\text{H}_7\text{I}$	169.992	-101.4	102	1.7489 ²⁰	0.703	7.07 ²⁰	2.04	0.746	5.75					
2-Iodopropane	$\text{C}_3\text{H}_7\text{I}$	169.992	-90.4	89	1.7042 ²⁰	0.653	8.19 ²⁵	1.95	0.535	9.36					
Iron pentacarbonyl	C_5FeO_5	195.896	-20	103	1.5 ²⁰		2.602 ²⁰		1.228	4				0.1	0.2
Isobutanol	$\text{C}_4\text{H}_8\text{O}$	72.106	-72.1	64.1	0.7891 ²⁰			2.75		23.0	-18	1.6-10.6%	196		
Isobutyl acetate	$\text{C}_6\text{H}_{12}\text{O}_2$	116.158	-97.1	116.9	0.8712 ²⁰	0.676	5.068 ²⁰	1.9	2.013	2.39	18	1.3-10.5%	421	150	
Isobutyl acrylate	$\text{C}_7\text{H}_{12}\text{O}_2$	128.169	-61	137.0	0.8896 ²⁰					30			427		
Isobutylamine	$\text{C}_4\text{H}_{11}\text{N}$	73.137	-86	68.8	0.724 ²⁵	0.571		1.3	2.505	19.0	-9	2-12%	378		
Isobutylbenzene	$\text{C}_{10}\text{H}_{14}$	134.218	-51.6	172.7	0.8532 ²⁰		2.318 ²⁰	≈ 0	1.793	0.257	55	0.8-6.0%	427		
Isobutyl formate	$\text{C}_5\text{H}_{10}\text{O}_2$	102.132	-95.5	98.4	0.8776 ²⁰		6.41 ²⁰	1.88		5.34	5	2-9%	320		
Isobutyl isobutanoate	$\text{C}_8\text{H}_{16}\text{O}_2$	144.212	-80.6	148	0.8542 ²⁰			1.9		0.552	38	0.96-7.59%	432		
Isopentane	C_5H_{12}	72.149	-159.8	27.83	0.6201 ²⁰	0.214	1.845 ²⁰	0.13	2.284	91.7	-51	1.4-7.6%	420	600	
Isopentyl acetate	$\text{C}_7\text{H}_{14}\text{O}_2$	130.185	-78.5	141.6	0.876 ¹⁵		4.72 ²⁰	1.9	1.909	0.728	25	1.0-7.5%	360	50	100
Isophorone	$\text{C}_9\text{H}_{18}\text{O}$	138.206	-8.1	214.8	0.9255 ²⁰	2.33			1.834	0.06	84	0.8-3.8%	460		5
Isopropenyl acetate	$\text{C}_5\text{H}_8\text{O}_2$	100.117	-92.9	97.4	0.9090 ²⁰					6.02	26		432		
Isopropenylbenzene	C_9H_{10}	118.175	-22.36	165.4	0.9106 ²⁰		2.28 ²⁰		1.711	0.40	54	1.9-6.1%	574	10	
Isopropyl acetate	$\text{C}_5\text{H}_{10}\text{O}_2$	102.132	-73.4	88.6	0.8662 ²⁵				1.952	7.88	2	1.8-8%	460	100	200
Isopropylamine	$\text{C}_3\text{H}_9\text{N}$	59.110	-95.119	31.8	0.6891 ²⁰	0.325	5.6268 ²⁰	1.19	2.771	78.0	-37		402	5	10
Isopropylbenzene	C_9H_{12}	120.191	-96.01	152.4	0.8640 ²⁵	0.737	2.381 ²⁰	0.79	1.753	0.61	36	0.9-6.5%	424	50	
Isopropylbenzene hydroperoxide	$\text{C}_9\text{H}_{12}\text{O}_2$	152.190		153	1.03 ²⁰					0.004					
1-Isopropyl-2-methylbenzene	$\text{C}_{10}\text{H}_{14}$	134.218	-71.5	178	0.8766 ²⁰					0.2					
1-Isopropyl-3-methylbenzene	$\text{C}_{10}\text{H}_{14}$	134.218	-63.8	175	0.8610 ²⁰					0.22					
1-Isopropyl-4-methylbenzene	$\text{C}_{10}\text{H}_{14}$	134.218	-68.1	177	0.8573 ²⁰		2.2322 ²⁵	≈ 0	1.761	0.19	47	0.7-5.6%	436		
Isoquinoline	$\text{C}_9\text{H}_7\text{N}$	129.159	26.46	243.2	1.0910 ³⁰		11.0 ²⁵	2.73	1.519	0.007					
<i>d</i> -Limonene	$\text{C}_{10}\text{H}_{16}$	136.234	-74.0	177.6	0.8411 ²⁰	1.47	2.3746 ²⁵		1.828	0.277	45	0.7-6.1%	237		
<i>l</i> -Limonene	$\text{C}_{10}\text{H}_{16}$	136.234		178	0.843 ²⁰		2.3738 ²⁵			0.254					
Mesityl oxide	$\text{C}_8\text{H}_{10}\text{O}$	98.142	-52.8	129.7	0.8653 ²⁰	0.602	15.6 ⁹	2.8	2.165	1.47	31	1.4-7.2%	344	15	25
Methacrylic acid	$\text{C}_4\text{H}_6\text{O}_2$	86.090	14.6	160	1.0153 ²⁰			1.65	1.871	0.12	77	1.6-8.8%	68	20	
Methanol	CH_3O	32.042	-97.5	64.5	0.7914 ²⁰	0.544	33.0 ²⁰	1.70	2.531	16.9	11	6.0-36%	464	200	250
2-Methoxyaniline	$\text{C}_7\text{H}_9\text{NO}$	123.152	6.2	221	1.0923 ²⁰		5.230 ³⁰			0.013	118				
4-Methoxybenzaldehyde	$\text{C}_8\text{H}_8\text{O}_2$	136.149	0	255	1.119 ¹⁵		22.0 ³⁰			0.004					
2-Methoxyethanol	$\text{C}_3\text{H}_8\text{O}_2$	76.095	-85.1	124.3	0.9647 ²⁰		17.2 ²⁵	2.36	2.249	1.31	39	1.8-14%	285	0.1	
2-Methoxyethyl acetate	$\text{C}_5\text{H}_{10}\text{O}_3$	118.131	-70	142	1.0074 ¹⁹			2.1	2.624	0.67	49	1.5-12.3%	392	0.1	
Methyl acetate	$\text{C}_3\text{H}_6\text{O}_2$	74.079	-98.2	56.7	0.9342 ²⁰	0.364	7.07 ¹⁵	1.72	1.916	28.8	-10	3.1-16%	454	200	250
Methyl acrylate	$\text{C}_5\text{H}_8\text{O}_2$	86.090	-75.6	80.1	0.9535 ²⁰		7.03 ³⁰	1.77	1.845	11.0	-3	2.8-25%	468	2	
2-Methylacrylonitrile	$\text{C}_4\text{H}_5\text{N}$	67.090	-35.8	90	0.8001 ²⁰			3.69	1.883	8.26	1	2-6.8%	1		
2-Methylaniline	$\text{C}_7\text{H}_9\text{N}$	107.153	-14.41	200.0	0.9984 ²⁰	3.82	6.138 ²⁵	1.6	1.96	0.043	85		482	2	
3-Methylaniline	$\text{C}_7\text{H}_9\text{N}$	107.153	-30.8	203.3	0.9889 ²⁰	3.31	5.816 ²⁵	1.45	2.118	0.036			2		
<i>N</i> -Methylaniline	$\text{C}_7\text{H}_9\text{N}$	107.153	-57	197	0.9891 ²⁰	2.04	5.96 ²⁰		1.933	0.05			0.5		
Methyl benzoate	$\text{C}_8\text{H}_8\text{O}_2$	136.149	-12.35	199	1.0837 ²⁵	1.857	6.642 ³⁰	1.9	1.625	0.052	83				
2-Methyl-1,3-butadiene	C_5H_8	68.118	-146.1	34.0	0.679 ³⁰		2.098 ²⁰	0.25	2.240	73.4	-54	1.5-8.9%	395		
Methyl butanoate	$\text{C}_5\text{H}_{10}\text{O}_2$	102.132	-85.8	101.9	0.8984 ²⁰	0.541	5.48 ²⁸		1.941	4.30	14				

Name	Mol. form.	M_r	$t_m/^\circ\text{C}$	$t_b/^\circ\text{C}$	$\rho/\text{g mL}^{-1}$	$\eta/\text{mPa s}$	ϵ	μ/D	$c_p/\text{J g}^{-1}\text{K}^{-1}$	vp/kPa	FP/ °C	Fl. lim.	IT/°C	TWA/ ppm	STEL/ ppm
3-Methylbutanoic acid	$\text{C}_5\text{H}_{10}\text{O}_2$	102.132	-29.6	176.5	0.931 ²⁰			0.63	1.930	0.067			416		
3-Methyl-1-butanol	$\text{C}_5\text{H}_{12}\text{O}$	88.148	-117.2	130.8	0.8104 ²⁰	3.69	15.63 ²⁰		2.382	0.315	43	1.2-9.0%	350	100	125
2-Methyl-2-butanol	$\text{C}_5\text{H}_{12}\text{O}$	88.148	-8.7	102.4	0.8096 ²⁰	3.55	5.78 ²⁵	1.82	2.803	2.19	19	1.2-9.0%	437		
3-Methyl-2-butanol, (±)-	$\text{C}_5\text{H}_{12}\text{O}$	88.148		113.7	0.8180 ²⁰		12.1 ²⁵			1.20	38				
3-Methyl-2-butanone	$\text{C}_5\text{H}_{10}\text{O}$	86.132	-93.13	94.2	0.8051 ²⁰		10.37 ²⁰		2.089	6.99			20		
2-Methyl-1-butene	C_5H_{10}	70.133	-137.53	31.1	0.6504 ²⁰		2.180 ²⁰		2.241	81.4	-20				
2-Methyl-2-butene	C_5H_{10}	70.133	-133.72	38.5	0.6623 ²⁰	0.203	1.979 ²³		2.179	62.1	-20				
Methyl <i>tert</i> -butyl ether	$\text{C}_5\text{H}_{12}\text{O}$	88.148	-108.6	55.1	0.7353 ²⁵				2.127	33.6			50		
Methyl chloroacetate	$\text{C}_3\text{H}_5\text{ClO}_2$	108.524	-32.3	130	1.236 ²⁰		12.0 ²⁰			1.0	57	7.5-18.5%			
Methylcyclohexane	C_7H_{14}	98.186	-126.6	100.9	0.7694 ²⁰	0.679	2.024 ²⁰	≈0	1.882	6.18	-4	1.2-6.7%	250	400	
Methylcyclopentane	C_6H_{12}	84.159	-142.419	71.8	0.7486 ²⁰	0.479	1.9853 ²⁰	≈0	1.886	18.3	-29	1.0-8.35%	258		
<i>N</i> -Methylformamide	$\text{C}_2\text{H}_5\text{NO}$	59.067	-2.5	186	1.011 ¹⁹	1.678	189.0 ²⁰	3.83	2.096	0.03					
Methyl formate	$\text{C}_2\text{H}_4\text{O}_2$	60.052	-99.7	31.6	0.9713 ²⁰	0.325	9.20 ¹⁵	1.77	1.983	78.1	-19	4.5-23%	449	100	150
5-Methyl-2-hexanone	$\text{C}_7\text{H}_{14}\text{O}$	114.185		139	0.888 ²⁰		13.53 ²⁰			0.691	36	1.0-8.2%	191	20	50
Methylhydrazine	CH_6N_2	46.072	-52.3	83					2.928	6.61	-8	2.5-92%	194	0.01	
Methyl isocyanate	$\text{C}_2\text{H}_3\text{NO}$	57.051	-45	38.3	0.9588 ²⁰		21.75 ¹⁶	2.8		57.7	-7	5.3-26%	534	0.02	0.06
Methyl lactate, (±)-	$\text{C}_4\text{H}_8\text{O}_3$	104.105		144.8	1.0928 ²⁰					0.62	49	>2.2%	385		
Methyl methacrylate	$\text{C}_5\text{H}_8\text{O}_2$	100.117	-47.55	100.6	0.9377 ²⁵		6.32 ²⁰	1.67	1.910	5.10	10	1.7-8.2%		50	100
1-Methylnaphthalene	$\text{C}_{11}\text{H}_{10}$	142.197	-30.43	244.4	1.0202 ²⁰		2.915 ²⁰	≈0	1.578	0.009			529	0.5	
Methyloxirane	$\text{C}_3\text{H}_6\text{O}$	58.079	-111.9	35	0.859 ⁹			2.01	2.073	71.7	-37	3.1-27.5%	449	2	
2-Methylpentane	C_6H_{14}	86.175	-153.60	60.21	0.650 ²⁵	0.286	1.886 ²⁰	≈0	2.248	28.2	<-29	1.0-7.0%	264	500	1000
3-Methylpentane	C_6H_{14}	86.175	-162.89	63.3	0.6598 ²⁵	0.306	1.886 ²⁰	≈0	2.213	25.3	-7	1.2-7.0%	278	500	1000
2-Methyl-2,4-pentanediol	$\text{C}_6\text{H}_{14}\text{O}_2$	118.174	-50	197.9	0.923 ¹⁵		25.86 ²⁰	2.9	2.843	<0.01	102	1-9%	306		25
2-Methyl-1-pentanol	$\text{C}_6\text{H}_{14}\text{O}$	102.174		157	0.8263 ²⁰				2.427	0.236	54	1.1-9.65%	310		
4-Methyl-2-pentanol	$\text{C}_6\text{H}_{14}\text{O}$	102.174	-90	132.0	0.8075 ²⁰	4.07			2.672	0.698	41	1.0-5.5%		25	40
4-Methyl-2-pentanone	$\text{C}_6\text{H}_{12}\text{O}$	100.158	-85	115.7	0.7965 ²⁵	0.545	13.11 ²⁰		2.130	2.64	18	1.2-8.0%	448	20	75
2-Methylpropanenitrile	$\text{C}_4\text{H}_7\text{N}$	69.106	-71.5	102	0.7704 ²⁰		24.42 ²⁰	4.29			8		482		
2-Methyl-2-propanethiol	$\text{C}_4\text{H}_{10}\text{S}$	90.187	1.27	64.2	0.7943 ²⁵		5.475 ²⁰	1.66		24.2	<-29				
Methyl propanoate	$\text{C}_4\text{H}_8\text{O}_2$	88.106	-87.5	78.6	0.9150 ²⁰	0.431	6.200 ²⁰		1.943	11.5	-2	2.5-13%	469		
2-Methylpropanoic acid	$\text{C}_4\text{H}_8\text{O}_2$	88.106	-46	154.4	0.9681 ²⁰	1.226	2.58 ²⁰	1.08	1.964	0.17	56	2.0-9.2%	481		
2-Methyl-1-propanol	$\text{C}_4\text{H}_{10}\text{O}$	74.121	-101.96	107.84	0.8018 ²⁰	3.33	17.93 ²⁰	1.64	2.449	1.39	28	1.7-10.6%	415	50	
2-Methyl-2-propanol	$\text{C}_4\text{H}_{10}\text{O}$	74.121	25.81	82.3	0.7887 ²⁰	4.31	12.47 ²⁵	1.7	2.949	5.52	11	2.4-8.0%	478	100	
2-Methylpyridine	$\text{C}_6\text{H}_7\text{N}$	93.127	-66.65	129.4	0.9443 ²⁰		10.18 ²⁰	1.85	1.703	1.5	39		538		
3-Methylpyridine	$\text{C}_6\text{H}_7\text{N}$	93.127	-18.1	144.1	0.9566 ²⁰		11.10 ³⁰	2.40	1.704	0.795					
4-Methylpyridine	$\text{C}_6\text{H}_7\text{N}$	93.127	3.68	145.3	0.9548 ²⁰		12.2 ²⁰	2.70	1.707	0.759	57				
<i>N</i> -Methyl-2-pyrrolidinone	$\text{C}_5\text{H}_9\text{NO}$	99.131	-24.0	204.2	1.0230 ²⁵		32.55 ²⁰	4.1	3.105	0.04	96	1-10%	346		
Methyl salicylate	$\text{C}_8\text{H}_8\text{O}_3$	152.148	-8.5	222.6	1.181 ²⁵		8.80 ⁴¹	2.47	1.637	0.015	96		454		
4-Methylstyrene	C_9H_{10}	118.175	-37.8	172	0.9173 ²⁵					0.245	53	0.8-11.0%	538	50	100
Morpholine	$\text{C}_4\text{H}_9\text{NO}$	87.120	-4.8	128.2	1.0005 ²⁰	2.02	7.42 ²⁵	1.55	1.892	1.34	37	1.4-11.2%	290	20	
β-Myrcene	$\text{C}_{10}\text{H}_{16}$	136.234		171	0.8013 ¹⁵		2.3 ²⁵			0.280					
Nickel carbonyl [$\text{Ni}(\text{CO})_4$]	C_4NiO_4	170.734	-19.3	43 (exp 60)	1.31 ²⁵				1.198						0.05
<i>L</i> -Nicotine	$\text{C}_{10}\text{H}_{14}\text{N}_2$	162.231	-79	246	1.0097 ²⁰		8.937 ²⁰								
Nitric acid	HNO_3	63.013	-41.6	83	1.5129 ²⁰			2.17	1.744	8.34			2	4	
2-Nitroanisole	$\text{C}_7\text{H}_7\text{NO}_3$	153.136	9.4	272	1.2540 ²⁰		45.75 ²⁰	5.0		0.002					
Nitrobenzene	$\text{C}_6\text{H}_5\text{NO}_2$	123.110	5.65	210.7	1.2037 ²⁰	1.863	35.6 ²⁰	4.22	1.509	0.03	88	>1.8%	482	1	
Nitroethane	$\text{C}_2\text{H}_5\text{NO}_2$	75.067	-89.42	114.1	1.0448 ²⁵	0.688	29.11 ¹⁵	3.23	1.790	2.79	28	3.4-17%	414	100	
Nitromethane	CH_3NO_2	61.041	-28.7	101.19	1.1371 ²⁰	0.630	37.27 ²⁰	3.46	1.746	4.79	35	>7.3%	418	20	
1-Nitropropane	$\text{C}_3\text{H}_7\text{NO}_2$	89.094	-104.3	131.2	0.9961 ²⁵	0.798	24.70 ¹⁵	3.66	1.97	1.36	36	>2.2%	421	25	
2-Nitropropane	$\text{C}_3\text{H}_7\text{NO}_2$	89.094	-91.3	120.2	0.9821 ²⁵		26.74 ¹⁵	3.73	1.911	2.3	24	2.6-11.0%	428	10	
<i>N</i> -Nitrosodiethylamine	$\text{C}_4\text{H}_{10}\text{N}_2\text{O}$	102.134		172	0.9422 ²⁰										
<i>N</i> -Nitrosodimethylamine	$\text{C}_2\text{H}_6\text{N}_2\text{O}$	74.081		146	1.0048 ²⁰					0.73					
2-Nitrotoluene	$\text{C}_7\text{H}_7\text{NO}_2$	137.137	-3.6	220.9	1.1611 ¹⁹		26.26 ²⁰		1.474	0.0014	106		2		
3-Nitrotoluene	$\text{C}_7\text{H}_7\text{NO}_2$	137.137	15.9	232.1	1.1581 ²⁰		24.95 ³⁰		1.474	0.03	106		2		
Nonane	C_9H_{20}	128.255	-53.47	150.8	0.7192 ²⁰	0.665	1.9722 ²⁰	≈0	2.217	0.570	31	0.8-2.9%	205	200	
Nonanoic acid	$\text{C}_9\text{H}_{18}\text{O}_2$	158.238	12.38	256	0.9052 ²⁰	7.01	2.475 ²²	0.79	2.290	5.10 ⁻⁵					
1-Nonanol	$\text{C}_9\text{H}_{20}\text{O}$	144.254	-5.0	213.7	0.8280 ²⁰	9.12	8.83 ²⁰		2.470	5.10 ⁻⁵			260		
1-Nonene	C_9H_{18}	126.239	-81.24	146.9	0.7253 ²⁵	0.586	2.180 ²⁰	≈0	2.142	0.714	26				
4-Nonylphenol	$\text{C}_{15}\text{H}_{24}\text{O}$	220.351	42	317	0.950 ²⁰										
<i>cis,cis</i> -9,12-Octadecadienoic acid	$\text{C}_{18}\text{H}_{32}\text{O}_2$	280.446	-6.9		0.9022 ²⁰		2.754 ²⁰								
<i>cis</i> -9-Octadecenoic acid	$\text{C}_{18}\text{H}_{34}\text{O}_2$	282.462	14	360	0.8935 ²⁰		2.336 ²⁰	1.18	2.043	1.10 ⁻⁶	189		363		
Octane	C_8H_{18}	114.229	-56.73	125.62	0.6986 ²⁵	0.508	1.948 ²⁰	≈0	2.229	1.86	13	1.0-6.5%	206	300	375
Octanoic acid	$\text{C}_8\text{H}_{16}\text{O}_2$	144.212	16.51	240	0.9073 ²⁵	5.02	2.85 ¹⁵	1.15	2.066	0.0002					
1-Octanol	$\text{C}_8\text{H}_{18}\text{O}$	130.228	-14.7	194.7	0.8262 ²⁵	7.29	10.30 ²⁰	1.8	2.344	0.01	81		270		
2-Octanol	$\text{C}_8\text{H}_{18}\text{O}$	130.228	-31.6	179	0.8193 ²⁰	6.49	8.13 ²⁰	1.71	2.535		88		265		
2-Octanone	$\text{C}_8\text{H}_{16}\text{O}$	128.212	-20.31	173	0.820 ²⁰		9.51 ²⁰	2.7	2.132	0.12	52				
1-Octene	C_8H_{16}	112.213	-101.66	121.3	0.7149 ²⁰	0.447	2.113 ²⁰	≈0	2.148	2.30	21		230		

Name	Mol. form.	M_r	$t_m/^\circ\text{C}$	$t_b/^\circ\text{C}$	$\rho/\text{g mL}^{-1}$	$\eta/\text{mPa s}$	ϵ	μ/D	$c_p/\text{J g}^{-1}\text{K}^{-1}$	vp/kPa	FP/ °C	Fl. lim.	IT/°C	TWA/ ppm	STEL/ ppm
Oxetane	$\text{C}_3\text{H}_6\text{O}$	58.079	-97	47.6	0.8930 ²⁵			1.94							
2-Oxetanone	$\text{C}_3\text{H}_4\text{O}_2$	72.063	-33.283	161	1.1460 ²⁰			4.18	1.694	0.3	74	>2.9%		0.5	
Oxirane	$\text{C}_2\text{H}_4\text{O}$	44.052	-112.46	10.4	0.8821 ¹⁰		12.42 ²⁰	1.89	1.998	175	-20	3.0-100%	429	1	
Oxiranemethanol, (±)-	$\text{C}_3\text{H}_6\text{O}_2$	74.079	-45	156	1.1143 ²⁵									2	
Paraldehyde	$\text{C}_6\text{H}_{12}\text{O}_3$	132.157	12	124	0.9943 ²⁰	1.079		1.43		1.6	36	>1.3%	238		
Parathion	$\text{C}_{10}\text{H}_{14}\text{NO}_5\text{PS}$	291.261	6.1	375	1.2681 ²⁰										
Pentachloroethane	C_2HCl_5	202.294	-29.0	161	1.6796 ²⁰	2.25	3.716 ²⁵	0.92	0.859	0.478					
cis-1,3-Pentadiene	C_5H_8	68.118	-140.81	44.0	0.6910 ²⁰		2.319 ²⁵	0.500		50.6					
trans-1,3-Pentadiene	C_5H_8	68.118	-87.5	42.0	0.6710 ²⁵			0.585		54.7					
Pentanal	$\text{C}_5\text{H}_{10}\text{O}$	86.132	-81.5	103	0.8095 ²⁰		10.00 ²⁰			4.58	12		222	50	
Pentane	C_5H_{12}	72.149	-129.67	36.06	0.6262 ²⁰	0.224	1.8371 ²⁰	≈0	2.317	68.3	-40	1.4-8.0%	260	600	1000
Pentanedial	$\text{C}_5\text{H}_8\text{O}_2$	100.117	-14	176											0.05
1,5-Pentanediol	$\text{C}_5\text{H}_{12}\text{O}_2$	104.148	-20	241	0.9914 ²⁰		26.2 ²⁰	2.5	3.08	0.001	129		335		
2,4-Pentanedione	$\text{C}_5\text{H}_8\text{O}_2$	100.117	-18.3	140.7	0.9721 ²⁵		26.524 ³⁰	2.8	2.08	1.02	34		340		
1-Pentanethiol	$\text{C}_5\text{H}_{12}\text{S}$	104.214	-75.69	126.6	0.850 ²⁰		4.847 ²⁰			1.83	18				
Pentanoic acid	$\text{C}_5\text{H}_{10}\text{O}_2$	102.132	-33.63	186.1	0.9339 ²⁵		2.661 ²¹	1.61	2.059	0.024	96		400		
1-Pentanol	$\text{C}_5\text{H}_{12}\text{O}$	88.148	-77.58	137.6	0.8144 ²⁰	3.62	15.13 ²⁵	1.7	2.361	0.259	33	1.2-10.0%	300		
2-Pentanol	$\text{C}_5\text{H}_{12}\text{O}$	88.148	-73	119.1	0.8094 ²⁰	3.47	13.71 ²⁵	1.66	2.716	0.804	34	1.2-9.0%	343		
3-Pentanol	$\text{C}_5\text{H}_{12}\text{O}$	88.148	-69.9	123	0.8203 ²⁰	4.15	13.35 ²⁵	1.64	2.719	1.10	41	1.2-9.0%	435		
2-Pentanone	$\text{C}_5\text{H}_{10}\text{O}$	86.132	-76.83	102.2	0.803 ³⁰	0.470	15.45 ²⁰	2.7	2.137	4.97	7	1.5-8.2%	452		150
3-Pentanone	$\text{C}_5\text{H}_{10}\text{O}$	86.132	-38.98	101.9	0.8098 ²⁵	0.444	17.00 ²⁰	2.82	2.216	4.72	13	>1.6%	450	200	300
1-Pentene	C_5H_{10}	70.133	-165.13	30.0	0.6405 ²⁰	0.195	2.011 ²⁰	0.5	2.196	85.0	-18	1.5-8.7%	275		
cis-2-Pentene	C_5H_{10}	70.133	-151.35	36.9	0.6556 ²⁰			≈0	2.163	66.0	<-20				
trans-2-Pentene	C_5H_{10}	70.133	-140.20	36.3	0.6431 ²⁵			≈0	2.239	67.4	<-20				
Pentyl acetate	$\text{C}_7\text{H}_{14}\text{O}_2$	130.185	-70.9	149.4	0.8756 ²⁰		4.79 ²⁰	1.75	2.005	0.60	16	1.1-7.5%	360	50	100
Pentylamine	$\text{C}_5\text{H}_{13}\text{N}$	87.164	-51	104.7	0.7544 ²⁰	0.702	4.27 ²⁰		2.501	4.00	-1	2.2-22%			
Perchloric acid	ClHO_4	100.459	-112	90 dec	1.77										
Peroxyacetic acid	$\text{C}_2\text{H}_4\text{O}_3$	76.051	-0.2	110	1.226 ¹⁵					1.93	41				0.4
Phenol	$\text{C}_6\text{H}_6\text{O}$	94.111	40.89	181.8	1.0545 ⁴⁵		12.40 ³⁰	1.22	2.123	0.055	79	1.8-8.6%	715	5	
2-Phenoxyethanol	$\text{C}_8\text{H}_{10}\text{O}_2$	138.164	12	246	1.102 ²²					0.001	121				
Phenyldiazine	$\text{C}_6\text{H}_8\text{N}_2$	108.141	20	244	1.0986 ²⁰	13.03	7.15 ²⁰		2.007	0.003	88			0.1	
1-Phenyl-2-propylamine, (±)-	$\text{C}_9\text{H}_{13}\text{N}$	135.206		198	0.9306 ²⁵					0.06	<100				
Phosphinic acid	$\text{H}_3\text{O}_2\text{P}$	65.997	26.5	130	1.49										
Phosphoric acid	$\text{H}_3\text{O}_4\text{P}$	97.995	42.4	407					1.480						
Phosphorothioic trichloride	Cl_3PS	169.398	-36.2	125	1.635		4.94 ²⁵								
Phosphorus(III) bromide	Br_3P	270.686	-41.5	173.2	2.8					0.38					
Phosphorus(III) chloride	Cl_3P	137.333	-93	76	1.574	0.529	3.498 ¹⁷	0.56		16.1				0.2	0.5
Phosphoryl chloride	Cl_3OP	153.332	1.18	105.5	1.645		14.1 ²⁰	2.54	0.905	4.97				0.1	
α-Pinene	$\text{C}_{10}\text{H}_{16}$	136.234	-74	156.3	0.8539 ²⁵		2.1787 ²⁵			0.64	33		255	20	
β-Pinene	$\text{C}_{10}\text{H}_{16}$	136.234	-50.0	165.8	0.860 ²⁵		2.4970 ²⁵			0.61	38		275	20	
Piperidine	$\text{C}_5\text{H}_{11}\text{N}$	85.148	-11.05	106.19	0.8606 ²⁰	1.573	4.33 ²⁰	1.2	2.113	4.28	16	1-10%			
Propanal	$\text{C}_3\text{H}_6\text{O}$	58.079	-80	48.0	0.8657 ²⁵	0.321	18.5 ¹⁷	2.72	2.362	42.2	-30	2.6-17%	207	20	
1,2-Propanediol	$\text{C}_3\text{H}_8\text{O}_2$	76.095	-60	187.3	1.0361 ²⁰	40.4	27.5 ³⁰	2.3	2.507	0.02	99	2.6-12.5%	371		
1,3-Propanediol	$\text{C}_3\text{H}_8\text{O}_2$	76.095	-27.6	214.7	1.0538 ²⁰		35.1 ²⁰	2.6		0.007			400		
Propanenitrile	$\text{C}_3\text{H}_5\text{N}$	55.079	-93	97.3	0.7818 ²⁰	0.294	29.7 ²⁰	4.05	2.166	6.14	2	3.1-14%	512		
Propanoic acid	$\text{C}_3\text{H}_6\text{O}_2$	74.079	-20.5	141.5	0.9882 ²⁵	1.030	3.44 ²⁵	1.75	2.063	0.553	52	2.9-12.1%	465	10	
Propanoic anhydride	$\text{C}_6\text{H}_{10}\text{O}_3$	130.141	-45.0	168	1.0110 ²⁰		18.30 ²⁰		1.806	0.45	63	1.3-9.5%	285		
1-Propanol	$\text{C}_3\text{H}_8\text{O}$	60.095	-124.39	97.04	0.7997 ²⁵	1.945	20.8 ²⁰	1.55	2.395	2.76	23	2.2-13.7%	412	100	400
2-Propanol	$\text{C}_3\text{H}_8\text{O}$	60.095	-87.91	82.21	0.7809 ²⁵	2.04	20.18 ²⁰	1.56	2.604	6.02	12	2.0-12.7%	399	200	400
Propargyl alcohol	$\text{C}_3\text{H}_4\text{O}$	56.063	-51.8	113	0.9478 ²⁰		20.8 ²⁰	1.13			36			1	
Propyl acetate	$\text{C}_5\text{H}_{10}\text{O}_2$	102.132	-93	101.0	0.8820 ²⁵	0.544	5.62 ²⁰	1.8	1.921	4.49	13	1.7-8%	450	200	250
Propylamine	$\text{C}_3\text{H}_9\text{N}$	59.110	-84.78	47.21	0.7173 ²⁰	0.376	5.08 ²³	1.17	2.776	42.1	-37	2.0-10.4%	318		
Propylbenzene	C_9H_{12}	120.191	-99.52	159.2	0.8593 ²⁵		2.370 ²⁰	≈0	1.786	0.45	30	0.8-6.0%	450		
Propyl butanoate	$\text{C}_7\text{H}_{14}\text{O}_2$	130.185	-95.2	144	0.8730 ²⁰		4.3 ²⁰			0.618	37				
Propylene carbonate	$\text{C}_4\text{H}_6\text{O}_3$	102.089	-48.8	241.6	1.2047 ²⁰		66.14 ²⁰	4.9	2.141	0.05	135				
Propyl formate	$\text{C}_4\text{H}_8\text{O}_2$	88.106	-92.9	80.6	0.9073 ²⁰	0.485	6.92 ²⁰	1.89	1.945	10.9	-3		455		
Propyl propanoate	$\text{C}_8\text{H}_{16}\text{O}_2$	116.158	-75.9	122.2	0.8755 ²⁵		5.249 ²⁰			1.88	79				
Pyridine	$\text{C}_5\text{H}_5\text{N}$	79.101	-41.63	115.2	0.9819 ²⁰	0.879	13.260 ²⁰	2.22	1.678	2.76	20	1.8-12.4%	482	1	
Pyrrole	$\text{C}_4\text{H}_5\text{N}$	67.090	-23.39	129.74	0.9698 ²⁰	1.225	8.00 ²⁰	1.77	1.903	1.10	39				
Pyrrolidine	$\text{C}_4\text{H}_9\text{N}$	71.121	-57.79	86.6	0.8586 ²⁰	0.704	8.30 ²⁰	1.6	2.202	8.40	3				
2-Pyrrolidone	$\text{C}_4\text{H}_7\text{NO}$	85.105	25.92	251.2	1.120 ²⁰		28.18 ²⁵	3.5	1.99		129				
Quinoline	$\text{C}_8\text{H}_7\text{N}$	129.159	-14.78	237.1	1.0977 ¹⁵	3.34	9.16 ²⁰	2.29	1.51	0.011			480		
Safrole	$\text{C}_{10}\text{H}_{10}\text{O}_2$	162.185	11.2	235	1.1000 ²⁰					0.01	100				
Salicylaldehyde	$\text{C}_7\text{H}_6\text{O}_2$	122.122	-7	208	1.1674 ²⁰		18.35 ²⁰	2.86	1.818	0.075	78				
Selenium chloride	Cl_2Se_2	228.83	-85	127 dec	2.774										
Selenium oxychloride	Cl_2OSe	165.87	8.5	177	2.44		46.2 ²⁰			0.02					
Selenium oxyfluoride	F_2OSe	132.96	15	125	2.8					0.56					

Name	Mol. form.	M_r	$t_m/^\circ\text{C}$	$t_b/^\circ\text{C}$	$\rho/\text{g mL}^{-1}$	$\eta/\text{mPa s}$	ϵ	μ/D	$c_p/\text{J g}^{-1}\text{K}^{-1}$	vp/kPa	FP/ °C	Fl. lim.	IT/°C	TWA/ ppm	STEL/ ppm
Styrene	C_8H_8	104.150	-30.65	145.3	0.9016 ²⁵	0.695	2.4737 ²⁰	0.123	1.747	0.81	31	0.9-6.8%	490	20	40
Sulfolane	$\text{C}_4\text{H}_8\text{O}_2\text{S}$	120.171	28.45	286	1.2723 ¹⁸			4.8	1.498	<0.01	177				
Sulfur chloride [SSCl_2]	Cl_2S_2	135.036	-77	137	1.69		4.79 ¹⁵			1.27				1	
Sulfur dichloride	Cl_2S	102.971	-122	59.6	1.62		2.915 ²⁵	0.36		17.9					
Sulfuric acid	$\text{H}_2\text{O}_4\text{S}$	98.079	10.31	337	1.8302				1.416						
Sulfuryl chloride	$\text{Cl}_2\text{O}_2\text{S}$	134.970	-51	69.4	1.680		9.1 ²⁰	1.81	0.993	18.7					
α -Terpinene	$\text{C}_{10}\text{H}_{16}$	136.234		174	0.8375 ¹⁹		2.4526 ²⁵								
1,1,2,2-Tetrabromoethane	$\text{C}_2\text{H}_2\text{Br}_4$	345.653	0	248	2.9655 ²⁰		6.72 ²⁰	1.38	0.479	0.003			335	0.1	
Tetrabromosilane	Br_4Si	347.702	5.39	154	2.8			0							
1,1,2,2-Tetrachloro-1,2-difluoroethane	$\text{C}_2\text{Cl}_4\text{F}_2$	203.830	26.54	92.83	1.5951 ⁵⁰		2.52 ²⁵		0.852	7.51				50	
1,1,1,2-Tetrachloroethane	$\text{C}_2\text{H}_2\text{Cl}_4$	167.849	-70.2	130.2	1.5406 ²⁰	1.437	9.22 ⁶⁶		0.92	1.6	47	5-12%			
1,1,2,2-Tetrachloroethane	$\text{C}_2\text{H}_2\text{Cl}_4$	167.849	-42.3	146.0	1.5953 ²⁰		8.50 ²⁰	1.32	0.967	0.622	62	20-54%		1	
Tetrachloroethene	C_2Cl_4	165.833	-22.2	121.2	1.6230 ²⁰	0.844	2.268 ³⁰	0	0.865	2.42	45			25	100
Tetrachloromethane	CCl_4	153.823	-22.8	76.7	1.5940 ²⁰	0.908	2.2379 ²⁰	0	0.850	15.2				5	10
Tetrachlorosilane	Cl_4Si	169.898	-68.74	57.65	1.5	99.4	2.248 ³	0	0.855	31.3					
Tetradecane	$\text{C}_{14}\text{H}_{30}$	198.388	5.87	253.5	0.7596 ²⁰	2.13	2.0343 ²⁰	≈ 0		0.002	112	>0.5%	200		
Tetraethylene glycol	$\text{C}_8\text{H}_{18}\text{O}_5$	194.226	-9.4	315	1.1285 ¹⁵		20.44 ²⁰		2.208	1.10 ⁻⁶	182				
Tetrafluoroboric acid	BF_4H	87.813		130 dec	1.8										
Tetrahydrofuran	$\text{C}_4\text{H}_8\text{O}$	72.106	-108.38	66.0	0.8833 ²⁵	0.456	7.52 ²²	1.75	1.720	21.6	-14	2-11.8%	321	50	100
Tetrahydrofurfuryl alcohol	$\text{C}_5\text{H}_{10}\text{O}_2$	102.132	<-80	176.3	1.0524 ²⁰		13.48 ³⁰	2.1	1.774	0.100	75	1.5-9.7%	282		
1,2,3,4-Tetrahydronaphthalene	$\text{C}_{10}\text{H}_{12}$	132.202	-35.76	207.2	0.9645 ²⁵	2.14	2.771 ²⁵		1.645	0.05	71	0.8-5.0%	385		
Tetrahydropyran	$\text{C}_5\text{H}_{10}\text{O}$	86.132	-49.1	88.0	0.8814 ²⁰		5.66 ²⁰	1.74	1.82	9.54	-20				
Tetrahydrothiophene	$\text{C}_4\text{H}_8\text{S}$	88.172	-96.13	121.1	0.9987 ²⁰	0.973		1.90		2.45					
Tetramethylsilane	$\text{C}_4\text{H}_{12}\text{Si}$	88.224	-99.063	26.7	0.648 ¹⁹		1.921 ²⁰	0	2.313	94.2					
Tetramethylurea	$\text{C}_5\text{H}_{12}\text{N}_2\text{O}$	116.161	-2.67	177.1	0.9687 ²⁰		23.10 ²⁰	3.5		0.138	77				
Tetranitromethane	CN_4O_8	196.033	13.9	125.6	1.6380 ²⁰		2.317 ²⁰	0		1.13				0.005	
Thionyl bromide	Br_2OS	207.872	-50	140			9.06 ²⁰			0.84					
Thionyl chloride	Cl_2OS	118.970	-101	75.6	1.631		8.675 ²⁵	1.45	1.017	16.0				0.2	
Thiophene	$\text{C}_4\text{H}_4\text{S}$	84.140	-38.12	84.1	1.0649 ²⁰		2.739 ²⁰	0.55	1.471	10.6	-1				
Tin(IV) chloride	Cl_4Sn	260.522	-34.07	114.15	2.234		3.014 ⁰	0	0.634						
Titanium(IV) chloride	Cl_4Ti	189.679	-24.12	136.45	1.73		2.843 ⁻¹⁶		0.766						
Toluene	C_7H_8	92.139	-95.0	110.60	0.8623 ²⁵	0.560	2.379 ²³	0.38	1.707	3.79	4	1.1-7.1%	480	20	
Toluene-2,4-diisocyanate	$\text{C}_9\text{H}_6\text{N}_2\text{O}_2$	174.156	20.5	251	1.2244 ²⁰		8.433 ²⁰		1.653	0.003	127	0.9-9.5%		0.005	0.02
Tribromomethane	CHBr_3	252.731	8.69	149.2	2.8788 ²⁵	1.857	4.404 ¹⁰	0.99	0.517	0.726	83			0.5	
Tributylamine	$\text{C}_{12}\text{H}_{27}\text{N}$	185.349	-70	207	0.7770 ²⁰		2.340 ²⁰	0.78		0.01	63	1-5%			
Tributyl borate	$\text{C}_{12}\text{H}_{27}\text{BO}_3$	230.151	<-70	233.8	0.8567 ²⁰		2.23 ²⁰	0.77			93				
Tributyrin	$\text{C}_{18}\text{H}_{36}\text{O}_6$	302.363	-75	307.5	1.0350 ²⁰		5.72 ¹⁰		1.837		180	>0.5%	407		
Trichloroacetaldehyde	$\text{C}_2\text{HCl}_3\text{O}$	147.387	-57.5	98	1.512 ²⁰		6.8 ²⁵		1.025	6.66					
1,2,4-Trichlorobenzene	$\text{C}_6\text{H}_3\text{Cl}_3$	181.447	17.0	213.5	1.459 ²⁵					0.057	105	2.5-6.6%	571		5
1,1,1-Trichloroethane	$\text{C}_2\text{H}_3\text{Cl}_3$	133.404	-30	74.02	1.3390 ²⁰	0.793	7.243 ²⁰	1.76	1.082	16.5	-1	8-10.5%	500	350	450
1,1,2-Trichloroethane	$\text{C}_2\text{H}_3\text{Cl}_3$	133.404	-36.3	113	1.4397 ²⁰		7.1937 ²⁵	1.4	1.131	3.1	32	6-28%	460	10	
Trichloroethene	C_2HCl_3	131.388	-84.7	86.8	1.4642 ²⁰	0.545	3.390 ²⁸	0.8	0.947	9.91	32	8-10.5%	420	10	25
Trichloroethylsilane	$\text{C}_2\text{H}_5\text{Cl}_2\text{Si}$	163.506	-105.6	98.7	1.2373 ²⁰			2.04		6.29	22				
Trichlorofluoromethane	CCl_3F	137.368	-110.44	23.7	1.4879 ²⁰	0.421	3.00 ²⁰	0.46	0.885	106					1000
Trichloromethane	CHCl_3	119.378	-63.47	61.2	1.4788 ²⁵	0.537	4.8069 ²⁰	1.04	0.957	26.2				10	
(Trichloromethyl)benzene	$\text{C}_7\text{H}_5\text{Cl}_3$	195.474	-17.0	221	1.3723 ²⁰			2.03		0.35	127		211		0.1
Trichloromethylsilane	$\text{CH}_3\text{Cl}_3\text{Si}$	149.480	-75.77	66	1.273 ²⁰			1.91	1.091	22.5	-9	7.6->20%	>404		
Trichloronitromethane	CCl_3NO_2	164.376	-69.4	112	1.6558 ²⁰		7.319 ²⁰			3.18				0.1	
1,2,3-Trichloropropane	$\text{C}_3\text{H}_3\text{Cl}_3$	147.431	-13.8	158	1.3889 ²⁰		7.5 ²⁰		1.245	0.492	71	3.2-12.6%		10	
Trichlorosilane	Cl_3HSi	135.453	-128.2	33	1.331	0.326		0.86			-50		104		
1,1,2-Trichloro-1,2,2-trifluoroethane	$\text{C}_2\text{Cl}_3\text{F}_3$	187.375	-36.2	47.6	1.5635 ²⁵	0.656			0.908	44.8				1000	1250
Tri- <i>o</i> -cresyl phosphate	$\text{C}_{21}\text{H}_{21}\text{O}_4\text{P}$	368.363	11	410	1.1955 ²⁰		6.7 ²⁵	2.87	1.57	2.10 ⁻⁷	225		385		
Tridecane	$\text{C}_{13}\text{H}_{28}$	184.361	-5.35	235.4	0.7564 ²⁰	1.724	2.0213 ²⁰	≈ 0	2.206	0.005	79				
1-Tridecene	$\text{C}_{13}\text{H}_{26}$	182.345	-23.07	232.8	0.7658 ²⁰	1.50	2.139 ²⁰	≈ 0	2.149	0.0047	79				
Triethanolamine	$\text{C}_6\text{H}_{15}\text{NO}_3$	149.188	21.5	350	1.1242 ²⁰	609		3.6	2.61	<0.01	179	1-10%			
Triethylamine	$\text{C}_6\text{H}_{15}\text{N}$	101.190	-114.7	88.8	0.7275 ²⁰	0.347	2.418 ²⁰	0.66	2.173	7.70	-7	1.2-8.0%	249	1	3
Triethylene glycol	$\text{C}_6\text{H}_{14}\text{O}_4$	150.173	-9.4	288.6	1.1274 ¹⁵		23.69 ²⁰		2.18	0.0002	177	0.9-9.2%	371		
Triethylene glycol dimethyl ether	$\text{C}_8\text{H}_{18}\text{O}_4$	178.227	-43.8	218	0.986 ²⁰		7.62 ²⁵				111				
Triethyl phosphate	$\text{C}_6\text{H}_{15}\text{O}_4\text{P}$	182.154	-56.4	216	1.0695 ²⁰		13.20 ²⁵	3.1			115		454		
Trifluoroacetic acid	$\text{C}_2\text{HF}_3\text{O}_2$	114.023	-15.2	72	1.5351 ²⁵	0.808	8.42 ²⁰	2.28		15.1					
(Trifluoromethyl)benzene	$\text{C}_7\text{H}_5\text{F}_3$	146.110	-28.99	102.0	1.1884 ²⁰		9.22 ²⁵	2.86	1.289	5.14	12				
1,2,3-Trimethylbenzene	C_9H_{12}	120.191	-25.32	176.0	0.8944 ²⁰		2.656 ²⁰	≈ 0	1.800	0.20	44	0.8-6.6%	470	25	
1,2,4-Trimethylbenzene	C_9H_{12}	120.191	-43.8	169.4	0.8758 ²⁰		2.377 ²⁰	≈ 0	1.789	0.30	44	0.9-6.4%	500	25	
1,3,5-Trimethylbenzene	C_9H_{12}	120.191	-44.69	164.7	0.8615 ²⁵		2.279 ²⁰	0	1.741	0.33	50	1-5%	559	25	

Name	Mol. form.	M_r	$t_m/^{\circ}\text{C}$	$t_b/^{\circ}\text{C}$	$\rho/\text{g mL}^{-1}$	$\eta/\text{mPa s}$	ϵ	μ/D	$c_p/\text{J g}^{-1}\text{K}^{-1}$	vp/kPa	FP/ $^{\circ}\text{C}$	Fl. lim.	IT/ $^{\circ}\text{C}$	TWA/ ppm	STEL/ ppm
Trimethyl borate	$\text{C}_3\text{H}_9\text{BO}_3$	103.912	-29.3	67.4	0.915 ²⁵		2.2762 ²⁰		1.828	17.2	-8				
Trimethylchlorosilane	$\text{C}_3\text{H}_9\text{ClSi}$	108.642	-55.17	57.6	0.856 ²⁵		10.21 ⁰			30.7	-28		395		
2,2,4-Trimethylpentane	C_8H_{18}	114.229	-107.36	99.2	0.6878 ²⁵		1.943 ²⁰	≈ 0	2.093	6.50	-12		418	300	
2,3,3-Trimethylpentane	C_8H_{18}	114.229	-101.2	114.7	0.7262 ²⁰		1.9780 ²⁰	≈ 0	2.150	3.60	<21		425	300	
Trimethyl phosphate	$\text{C}_3\text{H}_9\text{O}_4\text{P}$	140.074	-46	197.2	1.2144 ²⁰		20.6 ²⁰	3.2		0.11	107				
2,4,6-Trimethylpyridine	$\text{C}_8\text{H}_{11}\text{N}$	121.180	-44.3	170	0.9166 ²²		7.807 ²⁵	2.05		4.1					
Trinitroglycerol	$\text{C}_3\text{H}_5\text{N}_3\text{O}_9$	227.087	12.8	218 exp	1.5931 ²⁰		19.25 ²⁰			5·10 ⁻⁵			270	0.05	
Undecane	$\text{C}_{11}\text{H}_{24}$	156.309	-25.54	195.9	0.7402 ²⁰	1.098	1.9972 ²⁰	≈ 0	2.207	0.05	69				
Vanadium(IV) chloride	Cl_4V	192.754	-28	151	1.816		3.05 ²⁵								
Vanadyl trichloride	Cl_3OV	173.300	-79	127	1.829		3.4 ²⁵								
Vinyl acetate	$\text{C}_4\text{H}_6\text{O}_2$	86.090	-100.2	72.6	0.9256 ²⁵			1.79	1.969	15.4	-8	2.6-13.4%	402	10	15
4-Vinylcyclohexene	C_8H_{12}	108.181	-108.9	130	0.8299 ²⁰					1.87	16		269	0.1	
Water	H_2O	18.015	0.00	99.974	0.9970 ²⁵	0.890	80.100 ²⁰	1.85	4.180	3.17					
<i>o</i> -Xylene	C_8H_{10}	106.165	-25.16	144.4	0.8755 ²⁵	0.760	2.562 ²⁰	0.64	1.753	0.88	32	0.9-6.7%	463	100	150
<i>m</i> -Xylene	C_8H_{10}	106.165	-47.85	139.1	0.8598 ²⁵	0.581	2.359 ²⁰	≈ 0	1.724	1.13	27	1.1-7.0%	527	100	150
<i>p</i> -Xylene	C_8H_{10}	106.165	13.3	138.3	0.8565 ²⁵	0.603	2.2735 ²⁰	0	1.710	1.19	27	1.1-7.0%	528	100	150
2,4-Xylenol	$\text{C}_8\text{H}_{10}\text{O}$	122.164	25	210.94	0.9650 ²⁰		5.060 ³⁰	1.4		0.022					

MISCIBILITY OF ORGANIC SOLVENTS

The chart below gives qualitative information on the miscibility of pairs of organic liquids. Two liquids are considered miscible (indicated by **M** in the chart) if mixing equal volumes produces a single liquid phase. If two phases separate, they are considered immiscible (**I**). An entry of **P** indicates two phases whose volumes dif-

fer appreciably, suggesting a partial miscibility of the components. The symbol **R** indicates a reaction between the components. All data refer to room temperature.

The codes for the columns are:

A Acetone
B Benzaldehyde
C Benzene
D Butyl acetate
E Butyl alcohol
F Carbon tetrachloride
G 2-Chloroethanol
H Chloroform
I *o*-Cresol

J Diethyl ether
K *N,N*-Dimethylaniline
L Dipentylamine
M Ethyl alcohol
N Ethylene glycol
O Ethylene glycol monoethyl ether
P Formamide
Q Furfuryl alcohol
R Glycerol

S Methyl isopropyl ketone
T Nitromethane
U 1-Octanol
V 1,3-Propanediol
W Pyridine
X Triethylenetetramine
Y Triethyl phosphate

References

1. Drury, J. S., *Ind. Eng. Chem.* 44, 2744, 1959.
2. Jackson, W. M., and Drury, J. S., *Ind. Eng. Chem.* 51, 1491, 1959.

	A	B	C	D	E	F	G	H	I	J	K	L	M	N	O	P	Q	R	S	T	U	V	W	X	Y
Acetone	-	M	M	M	M	M	M	M		M	M	M	M	M	M	M	M	I	M	M	M	M	M	M	M
Adiponitrile	M		M		M	I				I	M				M	I		M	I			M	M		
2-Amino-2-methyl-1- propanol	M	M	M	M	M	M				M	M		M	M		M	M	M		M	M	M	M		
<i>p</i> -Anisaldehyde							M								I	M		I				I			M
Benzaldehyde	M	-	M	M	M	M				M	M		M	P		M	M	P		M	M	M	M		
Benzene	M	M	-	M	M	M	M	M		M	M	M	M	I	M	I	M	I	M	I	M	I	M	M	M
Benzonitrile	M		M		M	M				M	M		M	I		I	M	I				I	M		
Benzothiazole	M		M		M	M				M	M		M	M		I	M	I				M	M		
Benzyl alcohol	M	M	M	M	M	M				M	M		M	M		M	M	M		M	M	M	M		
Benzyl mercaptan	M		M		M	M				M	M		M	I		I	M	I				I	M		
2-Bromoethyl acetate	M		P					M				R	M						M					R	
1,3-Butanediol	M		I					M	M	P		M	M						M				M	M	
2,3-Butanediol	M		P					M	M	M		M	M						M				M	M	
Butyl acetate	M	M	M	-	M	M				M	M		M	P		I	M	I		M	M	P	M		
Butyl alcohol	M	M	M	M	-	M				M	M		M	M		M	M	M		M	M	M	M		
Carbon tetrachloride	M	M	M	M	M	-				M	M		M	I		I	M	I		M	M	I	M		
2-Chloroethanol	M		M				-		M	M		M							M				M	M	M
Chloroform	M		M				M	-		M		M	M	P	M			I	M			M		M	M
3-Chloro-1,2-propanediol	M		I					M	M	M		R	M						M				M	R	
Cinnamaldehyde	M		M				M	M				M	M	I	M			I	M			I		R	M
<i>o</i> -Cresol							M		-					M	M			M				M			M
Diacetone alcohol	M	M	P	M	M	P				M	M		M	M		M	M	I		M	M	M	M		
Dibenzyl ether	M		M				M	M				M		I	M			I	M					M	M
Dibutylamine							R								M	M		P							M
Dibutyl carbonate	M		M					M				M	M						M					I	
Dibutyl ether	M	M	M	M	M	M				M	M		M	I		I	M	I		I	M	I	M		
Diethanolamine	M	I	I	I	M	I				I	P		M	M		M	M	M		I	M	M	M		
Diethylacetic acid	M		M				M	M				R	M	M	M			I	M			M		R	M
Diethylene glycol dibutyl ether	M		M				M	M	M			R	M						M				M		
Diethylene glycol diethyl ether	M		M				M	M	M			M	M						M				M	M	
Diethylene glycol monobutyl ether	M		M				M	M	M			M	M						M				M	M	
Diethylene glycol monoethyl ether	M		M				M	M	M			M	M						M				M	M	
Diethylene glycol monomethyl ether	M		M				M		M			M	M						M				M	M	
Diethylenetriamine	M		M				R	M				I	M	M	M			M	R					M	M
Diethyl ether	M	M	M	M	M	M	M	M		-	M	M	M	I	M	I	M	I	M	M	M	I	M	M	M
Diethylformamide	M		M				M	M				R	M	M	M			M	M			M		R	M
Dihexyl ether	M		M				M	M				M	M	I	M			I	M			I		I	

	A	B	C	D	E	F	G	H	I	J	K	L	M	N	O	P	Q	R	S	T	U	V	W	X	Y
Diisobutyl ketone	M		M				M	M				M	M	I	M			I	M			I		M	M
Diisopropylamine	M		M				R	M				M	M	M	M			M	M			M		M	M
<i>N,N</i> -Dimethylaniline	M	M	M	M	M	M				M	-		M	I		I	M	I		M	M	I	M		
Dipentylamine	M		M					M		M		-	M	P	M			P	M			M		I	M
<i>N,N</i> -Dipropylaniline	M		M		M	M	M	M		M	M	M	M	I	M	I	M	I	M			I	M	M	M
Dipropylene glycol	M		M				M	M	M	M									M				M	M	
Ethyl alcohol	M	M	M	M	M	M		M		M	M	M	M	-	M	M	M	M	M	M	M	M	M	M	M
Ethyl benzoate	M	M	M	M	M	M		M		M	M	M	M	I		I	M	I	M	M	M	P	M	M	
Ethyl chloroacetate	M		M				M	M				M	M	I	M			I	M			I		R	M
Ethyl cinnamate	M		M					M				M	M	I	M			I	M			I		M	M
Ethylene glycol	M	P	I	P	M	I		P	M	I	I	P	M	-		M	M	M	I	I	M	M	M	M	
Ethylene glycol monobutyl ether	M		M					M	M	M		M	M						M				M	M	
Ethylene glycol monoethyl ether	M		M					M	M	M		M	M		-				M				M	M	
Ethylene glycol monomethyl ether	M		M						M	M		M	M										M	M	
2-Ethyl-1-hexanol	M	M	M	M	M	M				M	M		M	M		I	M	I		I	M	M	M		
Ethyl phenylacetate	M		M				M	M				M		I	M			I	M			I		M	M
Ethyl thiocyanate	M		M		M	M				M	M		M	I		I	M	I				I	M		
Formamide	M	M	I	I	M	I				I	I		M	M		-	M	M		M	I	M	M		
Furfuryl alcohol	M	M	M	M	M	M				M	M		M	M		M	-	M		M	M	M	M		
Glycerol	I	P	I	I	M	I		I	M	I	I	P	M	M		M	M	-	I	I	I	M	M	M	
1-Heptadecanol	M		M					M				M	M						M					M	
3-Heptanol	M		M				M	M				M	M	M	M			I				M		M	M
Heptyl acetate	M		M				M	M				M		I	M			I	M			I		R	M
Hexanenitrile	M		M				M	M				M	M	I	M			I	M			I		M	M
Isobutyl mercaptan	M		M		M	M				M	M		M	I		I	M	I				R	M		
Isopentyl acetate	M		M				M	M				M	M	I	M			I	M			I		M	M
Isopentyl alcohol	M	M	M	M	M	M				M	M		M	M		M	M	I		M	M	M	M		
Isopentyl sulfide	M		M		M	M				M	M		M	I		I	I	I				I	M		
Methyl disulfide	M		M		M	M				M	M		M	I		I	M	I				R	M		
Methyl isobutyl ketone	M	M	M	M	M	M				M	M		M	I		P	M	I		M	M	I	M		
Methyl isopropyl ketone	M		M				M	M		M		M	M	I	M			I	-			M		R	M
4-Methylpentanoic acid	M		M					M				M	M	M	M			I	M			M		R	M
Nitromethane	M	M	I	M	M	M				M	M		M	I		M	M	I		-	P	I	M		
1-Octanol	M	M	M	M	M	M				M	M		M	M		I	M	I		P	-	M	M		
<i>o</i> -Phenetidine	M		M				M	M				M	M	M	M				M			M		M	
1,2-Propanediol	M		I					M	M	P		M	M						M				M	M	
1,3-Propanediol	M	M	I	P	M	I		M	M	I	I	M	M	M		M	M	M	M	I	M	-	M	M	
Pyridine	M	M	M	M	M	M	M			M	M		M	M	M	M	M	M		M	M	M	-	M	
Tetradecanol	M		M				M	M				M	M	I	M			I	M			P		M	M
Tributyl phosphate	M		M				M	M				M	M	P	M			I	M			M		M	M
Triethylene glycol	M		P					M	M	I		P	M						M				M	M	
Triethylenetetramine	M		M				M	M		M		I	M	M	M			M	R			M		-	M
Triethyl phosphate	M		M					M	M	M		M	M						M				M	M	-
2,6,8-Trimethyl-4-nonanone	M		M				M	M				M	M	I	M			I	M			I		I	M

DENSITY OF SOLVENTS AS A FUNCTION OF TEMPERATURE

The table below lists the densities of several common solvents over the temperature range from 0 °C to 100 °C. The values have been calculated from the REFPROP program where equations are available or from the Rackett Equation (as indicated with an asterisk) using parameters in Ref. 1. Density values refer to the liquid at its saturation vapor pressure; thus, entries for temperatures above the normal boiling point are for pressures greater than atmospheric pressure.

References

1. Lide, D. R. and Kehiaian, H. V., *CRC Handbook of Thermophysical and Thermochemical Data*, CRC Press, Boca Raton, FL, 1994, pp. 49-59.
2. Lemmon, E. W., Huber, M. L., and McLinden, M. O., *NIST Standard and Reference Database 23: Reference Fluid Thermodynamic and Transport Properties-REFPROP*, Version 9.1, National Institute of Standards and Technology, Standard Reference Data Program, Gaithersburg, Maryland, 2013.

Solvent	Density in g/mL										
	0 °C	10 °C	20 °C	30 °C	40 °C	50 °C	60 °C	70 °C	80 °C	90 °C	100 °C
Acetic acid*			1.0510	1.0380	1.0250	1.0120	0.9993	0.9861	0.9728	0.9592	0.9454
Acetone	0.8121	0.8012	0.7902	0.7790	0.7677	0.7561	0.7443	0.7322	0.7198	0.7070	0.6938
Acetonitrile*			0.7825	0.7707	0.7591	0.7473	0.7353	0.7231	0.7106	0.6980	0.6851
Aniline*	1.0410	1.0330	1.0250	1.0160	1.0080	1.0000	0.9909	0.9823	0.9735	0.9646	0.9557
Benzene		0.8894	0.8788	0.8681	0.8574	0.8466	0.8357	0.8247	0.8135	0.8022	0.7907
1-Butanol	0.8347	0.8246	0.8148	0.8051	0.7955	0.7860	0.7766	0.7671	0.7577	0.7481	0.7385
Butylamine*	0.7606	0.7512	0.7417	0.7320	0.7221	0.7120	0.7017	0.6911	0.6803	0.6693	0.6579
Carbon disulfide*	1.2900	1.2770	1.2630	1.2480	1.2340						
Chlorobenzene*	1.1270	1.1160	1.1060	1.0960	1.0850	1.0740	1.0640	1.0530	1.0420	1.0300	1.0190
Cyclohexane		0.7880	0.7786	0.7691	0.7595	0.7499	0.7401	0.7303	0.7203	0.7101	0.6997
Decane	0.7459	0.7381	0.7303	0.7226	0.7148	0.7070	0.6992	0.6913	0.6834	0.6754	0.6674
1-Decanol*			0.8294	0.8229	0.8162	0.8093	0.8024	0.7955	0.7884	0.7813	0.7740
Dichloromethane	1.3632	1.3433	1.3232	1.3031	1.2828	1.2624	1.2417	1.2207	1.1995	1.1777	1.1555
Diethyl ether	0.7358	0.7248	0.7135	0.7020	0.6901	0.6778	0.6652	0.6521	0.6384	0.6242	0.6093
N,N-Dimethylaniline*		0.9638	0.9562	0.9483	0.9401	0.9318	0.9234	0.9150	0.9064	0.8978	0.8890
Ethanol	0.8063	0.7979	0.7893	0.7807	0.7720	0.7631	0.7540	0.7446	0.7348	0.7247	0.7140
Ethyl acetate*	0.9245	0.9126	0.9006	0.8884	0.8759	0.8632	0.8503	0.8370	0.8234	0.8095	0.7952
Ethylbenzene	0.8842	0.8755	0.8668	0.8581	0.8493	0.8405	0.8316	0.8226	0.8135	0.8044	0.7951
Ethyl formate*	0.9472	0.9346	0.9218	0.9087	0.8954	0.8818	0.8678	0.8535	0.8389	0.8238	0.8082
Ethyl propanoate*	0.9113	0.9005	0.8895	0.8784	0.8671	0.8556	0.8439	0.8319	0.8197	0.8072	0.7944
Heptane	0.7004	0.6921	0.6837	0.6753	0.6667	0.6581	0.6493	0.6404	0.6314	0.6221	0.6127
Hexane	0.6773	0.6684	0.6593	0.6501	0.6407	0.6313	0.6216	0.6117	0.6016	0.5913	0.5806
1-Hexanol*	0.8359	0.8278	0.8195	0.8111	0.8027	0.7941	0.7854	0.7766	0.7676	0.7585	0.7492
Isopropylbenzene*	0.8769	0.8696	0.8615	0.8533	0.8450	0.8366	0.8280	0.8194	0.8106	0.8017	0.7927
Methanol	0.8096	0.8003	0.7909	0.7815	0.7721	0.7625	0.7528	0.7428	0.7326	0.7220	0.7109
Methyl acetate*	0.9606	0.9478	0.9346	0.9211	0.9074	0.8933	0.8790	0.8643	0.8491	0.8336	0.8176
N-Methylaniline*	1.0010	0.9933	0.9859	0.9785	0.9709	0.9633	0.9556	0.9478	0.9399	0.9319	0.9239
Methylcyclohexane	0.7865	0.7780	0.7694	0.7607	0.7520	0.7433	0.7344	0.7255	0.7164	0.7072	0.6979
Methyl formate*	1.0030	0.9887	0.9739	0.9588	0.9433	0.9275	0.9112	0.8945	0.8772	0.8594	0.8409
Methyl propanoate*	0.9383	0.9268	0.9150	0.9030	0.8907	0.8783	0.8656	0.8526	0.8393	0.8257	0.8117
Nitromethane*			1.1390	1.1250	1.1110	1.0970	1.0830	1.0690	1.0550	1.0400	1.0260
Nonane	0.7337	0.7258	0.7179	0.7101	0.7021	0.6942	0.6862	0.6781	0.6700	0.6617	0.6534
Octane	0.7182	0.7102	0.7022	0.6941	0.6860	0.6779	0.6696	0.6613	0.6528	0.6442	0.6354
Pentanoic acid*	0.9563	0.9476	0.9389	0.9301	0.9211	0.9121	0.9029	0.8937	0.8843	0.8748	0.8652
1-Propanol*	0.8252	0.8151	0.8048	0.7943	0.7837	0.7729	0.7619	0.7506	0.7391	0.7273	0.7152
2-Propanol	0.8003	0.7931	0.7855	0.7774	0.7689	0.7599	0.7504	0.7402	0.7295	0.7182	0.7062
Propyl acetate*	0.9101	0.8994	0.8885	0.8775	0.8662	0.8548	0.8432	0.8313	0.8192	0.8069	0.7942
Propylbenzene*	0.8779	0.8700	0.8619	0.8538	0.8456	0.8373	0.8289	0.8204	0.8117	0.8030	0.7943
Propyl formate*	0.9275	0.9166	0.9053	0.8938	0.8821	0.8702	0.8581	0.8457	0.8330	0.8201	0.8068
Tetrachloromethane*	1.6290	1.6110	1.5930	1.5750	1.5570	1.5380	1.5180	1.4990	1.4790	1.4580	1.4370
Toluene	0.8854	0.8761	0.8668	0.8575	0.8481	0.8387	0.8291	0.8195	0.8098	0.7999	0.7899
Trichloromethane*	1.5240	1.5070	1.4890	1.4710	1.4520	1.4330	1.4140	1.3940			
2,2,4-Trimethylpentane	0.7082	0.7001	0.6919	0.6837	0.6753	0.6668	0.6583	0.6496	0.6407	0.6316	0.6224
o-Xylene	0.8969	0.8886	0.8802	0.8717	0.8633	0.8547	0.8461	0.8375	0.8287	0.8199	0.8109
m-Xylene	0.8811	0.8727	0.8641	0.8555	0.8469	0.8381	0.8293	0.8204	0.8113	0.8022	0.7929
p-Xylene			0.8610	0.8523	0.8436	0.8348	0.8260	0.8171	0.8081	0.7990	0.7898

DEPENDENCE OF BOILING POINT ON PRESSURE

The normal boiling point of a liquid is defined as the temperature at which the vapor pressure reaches standard atmospheric pressure, 101.325 kPa. Calculated values from the REFPROP program of the boiling point and the change in boiling point with pressure, $\Delta t/\Delta p$ in units of both °C/kPa and °C/mmHg, are given in the table below. For those fluids marked with an asterisk, values are calculated from the representation of the vapor pressure by the Antoine Equation with constants taken from Ref. 1,

$$\ln p = A_1 - A_2/(T + A_3)$$

where p is the vapor pressure, T is the absolute temperature, and A_1 , A_2 , and A_3 are constants. The correction to the boiling point is generally accurate to 0.1 °C to 0.2 °C as long as the pressure is within 10% of standard atmospheric pressure.

A slightly less accurate estimate of $\Delta t/\Delta p$ may be obtained from the Clausius-Clapeyron equation, with the assumption that the change in volume upon vaporization equals the ideal-gas volume of the vapor. This leads to the equation,

$$\Delta t/\Delta p = RT_b^2/[p_0 \Delta_{\text{vap}} H(T_b)]$$

where R is the molar gas constant, p_0 is 101.325 kPa, T_b is the normal boiling point temperature (absolute), and $\Delta_{\text{vap}} H(T_b)$ is the molar enthalpy of vaporization at the normal boiling point. Values of the last quantity may be obtained from the table "Enthalpy of Vaporization" in Section 6.

References

1. Lide, D. R., and Kehiaian, H. V., *CRC Handbook of Thermophysical and Thermochemical Data*, CRC Press, Boca Raton, FL, 1994, pp. 49–59.
2. Lemmon, E. W., Huber, M. L., and McLinden, M. O., *NIST Standard Reference Database 23: Reference Fluid Thermodynamic and Transport Properties—REFPROP*, Version 9.1, National Institute of Standards and Technology, Standard Reference Data Program, Gaithersburg, MD, 2013.

Compound	t_b °C	$\Delta t/\Delta p$	
		°C/kPa	°C/mmHg
Acetaldehyde*	20.8	0.261	0.0348
Acetic acid*	117.9	0.324	0.0432
Acetone	56.08	0.289	0.0385
Acetonitrile*	81.6	0.316	0.0421
Ammonia	−33.33	0.197	0.0262
Aniline*	184.1	0.378	0.0504
Anisole*	153.6	0.367	0.0489
Benzaldehyde*	178.7	0.392	0.0523
Benzene	80.08	0.321	0.0427
Bromine*	58.8	0.300	0.0400
Butane	−0.5	0.260	0.0346
1-Butanol	117.6	0.286	0.0381
Carbon disulfide*	46.2	0.304	0.0405
Chlorine	−34.04	0.224	0.0299
Chlorobenzene*	131.6	0.365	0.0487
1-Chlorobutane*	78.4	0.321	0.0428
Chloroethane*	12.3	0.262	0.0349
Chloroethylene*	−13.8	0.241	0.0321
Cyclohexane	80.7	0.329	0.0438
Cyclohexanol*	160.9	0.344	0.0459
Cyclohexanone*	155.4	0.382	0.0509
Decane	174.1	0.388	0.0518
Dibutyl ether*	141.6	0.363	0.0484
Dichloromethane	39.8	0.282	0.0377
Diethyl ether	34.4	0.278	0.0370
Dimethyl sulfoxide*	191.9	0.379	0.0505
1,4-Dioxane*	101.2	0.321	0.0428
Dipropyl ether*	90.1	0.326	0.0435
Ethanol	78.24	0.250	0.0334
Ethyl acetate*	77.1	0.300	0.0400
Ethylene glycol	197.5	0.333	0.0444
Heptane	98.38	0.336	0.0448
Hexafluorobenzene*	80.2	0.305	0.0407
Hexane	68.72	0.314	0.0419

Compound	t_b °C	$\Delta t/\Delta p$	
		°C/kPa	°C/mmHg
1-Hexanol*	156.9	0.318	0.0424
Hydrogen fluoride*	20	0.276	0.0368
Iodomethane*	42.4	0.291	0.0388
Isobutane	−11.7	0.252	0.0336
Methanol	64.5	0.251	0.0334
Methyl acetate*	56.7	0.282	0.0376
Methyl formate*	31.6	0.582	0.0776
N-Methylaniline*	197	0.396	0.0528
N-Methylformamide*	199.5	0.371	0.0495
Nitrobenzene*	210.7	0.418	0.0557
Nitromethane*	101.19	0.320	0.0427
1-Octanol*	194.7	0.360	0.0480
Pentane	36.06	0.289	0.0386
1-Pentanol*	137.6	0.296	0.0395
Phenol*	181.8	0.349	0.0465
Propane	−42.11	0.224	0.0298
1-Propanol*	97.04	0.261	0.0348
2-Propanol	82.21	0.247	0.0329
Pyridine*	115.2	0.340	0.0453
Pyrrole*	129.74	0.330	0.0440
Pyrrolidine*	86.6	0.309	0.0412
Styrene*	145.3	0.369	0.0492
Sulfur dioxide	−10.02	0.221	0.0294
Tetrachloroethylene*	121.2	0.354	0.0472
Tetrachloromethane*	76.7	0.325	0.0433
Toluene	110.60	0.348	0.0463
Trichloroethylene*	86.8	0.330	0.0440
Trichloromethane*	61.2	0.302	0.0403
Trimethylamine*	2.8	0.248	0.0331
Water	99.974	0.277	0.0369
o-Xylene	144.4	0.373	0.0497
m-Xylene	139.1	0.368	0.0490
p-Xylene	138.3	0.369	0.0492

EBULLIOSCOPIC CONSTANTS FOR CALCULATION OF BOILING POINT ELEVATION

The boiling point T_b of a dilute solution of a non-volatile, non-dissociating solute is elevated relative to that of the pure solvent. If the solution is ideal (i.e., follows Raoult's Law), the amount of elevation depends only on the number of particles of solute present. Hence the change in boiling point ΔT_b can be expressed as

$$\Delta T_b = E_b m_2$$

where m_2 is the molality (moles of solute per kilogram of solvent) and E_b is the Ebullioscopic Constant, a characteristic property of

the solvent. The Ebullioscopic Constant may be calculated from the relation

$$E_b = R T_b^2 M / \Delta_{\text{vap}} H$$

where R is the molar gas constant, T_b is the normal boiling point temperature (absolute) of the solvent, M the molar mass of the solvent, and $\Delta_{\text{vap}} H$ the molar enthalpy (heat) of vaporization of the solvent at its normal boiling point.

This table lists E_b values for some common solvents, as calculated from data in the table "Enthalpy of Vaporization" in Section 6.

Compound	$E_b/\text{K kg mol}^{-1}$
Acetic acid	3.22
Acetone	1.80
Acetonitrile	1.44
Aniline	3.82
Anisole	4.20
Benzaldehyde	4.24
Benzene	2.64
1-Butanol	2.17
Carbon disulfide	2.42
Chlorobenzene	4.36
1-Chlorobutane	3.13
Cyclohexane	2.92
Cyclohexanol	3.5
Decane	6.10
Dichloromethane	2.42
Diethyl ether	2.20
Dimethyl sulfoxide	3.22
1,4-Dioxane	3.01
Ethanol	1.23
Ethyl acetate	2.82
Ethylene glycol	2.26
Heptane	3.62

Compound	$E_b/\text{K kg mol}^{-1}$
Hexane	2.90
Iodomethane	4.31
Methanol	0.86
Methyl acetate	2.21
<i>N</i> -Methylaniline	4.3
<i>N</i> -Methylformamide	2.2
Nitrobenzene	5.2
Nitromethane	2.09
1-Octanol	5.06
Phenol	3.54
1-Propanol	1.66
2-Propanol	1.58
Pyridine	2.83
Pyrrole	2.33
Pyrrolidine	2.32
Tetrachloroethylene	6.18
Tetrachloromethane	5.26
Toluene	3.40
Trichloroethylene	4.52
Trichloromethane	3.80
Water	0.513
<i>o</i> -Xylene	4.25

CRYOSCOPIC CONSTANTS FOR CALCULATION OF FREEZING POINT DEPRESSION

The freezing point T_f of a dilute solution of a non-volatile, non-dissociating solute is depressed relative to that of the pure solvent. If the solution is ideal (i.e., follows Raoult's Law), this lowering is a function only of the number of particles of solute present. Thus the absolute value of the lowering of freezing point ΔT_f can be expressed as

$$\Delta T_f = E_f m_2$$

where m_2 is the molality (moles of solute per kilogram of solvent) and E_f is the Cryoscopic Constant, a characteristic property of

the solvent. The Cryoscopic Constant may be calculated from the relation

$$E_f = R T_f^2 M / \Delta_{\text{fus}} H$$

where R is the molar gas constant, T_f is the freezing point temperature (absolute) of the solvent, M the molar mass of the solvent, and $\Delta_{\text{fus}} H$ the molar enthalpy (heat) of fusion of the solvent.

This table lists cryoscopic constants for selected substances, as calculated from data in the table "Enthalpy of Fusion" in Section 6.

Compound	$E_f/\text{K kg mol}^{-1}$	Compound	$E_f/\text{K kg mol}^{-1}$
Acetamide	3.92	1,4-Dioxane	4.63
Acetic acid	3.63	Diphenylamine	8.38
Acetophenone	5.16	Ethylene glycol	3.11
Aniline	5.23	Formamide	4.25
Benzene	5.07	Formic acid	2.38
Benzonitrile	5.35	Glycerol	3.56
Benzophenone	8.58	Methylcyclohexane	2.60
(+)-Camphor	37.8	Naphthalene	7.45
1-Chloronaphthalene	7.68	Nitrobenzene	6.87
<i>o</i> -Cresol	5.92	Phenol	6.84
<i>m</i> -Cresol	7.76	Pyridine	4.26
<i>p</i> -Cresol	7.20	Quinoline	6.73
Cyclohexane	20.8	Succinonitrile	19.3
Cyclohexanol	42.2	1,1,2,2-Tetrabromoethane	21.4
<i>cis</i> -Decahydronaphthalene	6.42	1,1,2,2-Tetrachloro-1,2-difluoroethane	41.0
<i>trans</i> -Decahydronaphthalene	4.70	Toluene	3.55
Dibenzyl ether	6.17	<i>p</i> -Toluidine	4.91
<i>p</i> -Dichlorobenzene	7.57	Tribromomethane	15.0
Diethanolamine	3.16	Water	1.86
Dimethyl sulfoxide	3.85	<i>p</i> -Xylene	4.31

FREEZING POINT LOWERING BY ELECTROLYTES IN AQUEOUS SOLUTION

Reference

Forsythe, W. E., *Smithsonian Physical Tables*, 9th Ed., Smithsonian Institution, Washington, D.C., 1956.

Compound	Lowering of freezing point of water (in °C) as function of molality (mol/kg)									
	0.05	0.10	0.25	0.50	0.75	1.00	1.50	2.00	2.50	3.00
CaCl ₂	0.25	0.49	1.27	2.66	4.28	6.35	10.78	15.27	20.42	28.08
CuSO ₄	0.13	0.23	0.47	0.96						
HCl	0.18	0.36	0.90	1.86	2.90	4.02	6.63	9.94		
HNO ₃	0.18	0.35	0.88	1.80	2.78	3.80	5.98	8.34	10.95	13.92
H ₂ SO ₄	0.20	0.39	0.96	1.95	3.04	4.28	7.35	11.35	16.32	
KBr	0.18	0.36	0.92	1.78						
KCl	0.17	0.35	0.86	1.68	2.49	3.29	4.88	6.50	8.14	9.77
KNO ₃	0.17	0.33	0.78	1.47	2.11	2.66				
K ₂ SO ₄	0.23	0.43	1.01	1.87						
LiCl	0.18	0.35	0.88	1.80	2.78					
MgSO ₄	0.13	0.24	0.55	1.01	1.50	2.08	3.41			
NH ₄ Cl	0.17	0.34	0.85	1.70	2.55					
NaCl	0.18	0.35	0.85	1.68	2.60					
NaNO ₃	0.18	0.36	0.80	1.62	2.63	3.10				

CORRECTION OF BAROMETER READINGS TO 0 °C TEMPERATURE

The following corrections are used to reduce the reading of a mercury barometer with a brass scale to 0 °C. The number in the table should be subtracted from the observed height of the mercury column to give the true pressure in mmHg (1mmHg = 133.322 Pa). The table is calculated from the formula

$$\Delta h = -0.0001634 \, h t / (1 + 0.0001818 \, t),$$

where h is the observed column height in mm and t the Celsius temperature. This relation is based on thermal expansion coefficients of $181.8 \cdot 10^{-6} \, ^\circ\text{C}^{-1}$ for mercury and $18.4 \cdot 10^{-6} \, ^\circ\text{C}^{-1}$ for brass.

$t/^\circ\text{C}$	Observed Height in mm																		
	620	630	640	650	660	670	680	690	700	710	720	730	740	750	760	770	780	790	800
0	0.00	0.00	0.00	0.00	0.00	0.00	0.00	0.00	0.00	0.00	0.00	0.00	0.00	0.00	0.00	0.00	0.00	0.00	0.00
1	0.10	0.10	0.10	0.11	0.11	0.11	0.11	0.11	0.11	0.12	0.12	0.12	0.12	0.12	0.12	0.13	0.13	0.13	0.13
2	0.20	0.21	0.21	0.21	0.22	0.22	0.22	0.23	0.23	0.23	0.24	0.24	0.24	0.25	0.25	0.25	0.25	0.26	0.26
3	0.30	0.31	0.31	0.32	0.32	0.33	0.33	0.34	0.34	0.35	0.35	0.36	0.36	0.37	0.37	0.38	0.38	0.39	0.39
4	0.40	0.41	0.42	0.42	0.43	0.44	0.44	0.45	0.46	0.46	0.47	0.48	0.48	0.49	0.50	0.50	0.51	0.52	0.52
5	0.51	0.51	0.52	0.53	0.54	0.55	0.56	0.56	0.57	0.58	0.59	0.60	0.60	0.61	0.62	0.63	0.64	0.64	0.65
6	0.61	0.62	0.63	0.64	0.65	0.66	0.67	0.68	0.69	0.70	0.71	0.71	0.72	0.73	0.74	0.75	0.76	0.77	0.78
7	0.71	0.72	0.73	0.74	0.75	0.77	0.78	0.79	0.80	0.81	0.82	0.83	0.85	0.86	0.87	0.88	0.89	0.90	0.91
8	0.81	0.82	0.84	0.85	0.86	0.87	0.89	0.90	0.91	0.93	0.94	0.95	0.97	0.98	0.99	1.01	1.02	1.03	1.04
9	0.91	0.92	0.94	0.95	0.97	0.98	1.00	1.01	1.03	1.04	1.06	1.07	1.09	1.10	1.12	1.13	1.15	1.16	1.17
10	1.01	1.03	1.04	1.06	1.08	1.09	1.11	1.13	1.14	1.16	1.17	1.19	1.21	1.22	1.24	1.26	1.27	1.29	1.30
11	1.11	1.13	1.15	1.17	1.18	1.20	1.22	1.24	1.26	1.27	1.29	1.31	1.33	1.35	1.36	1.38	1.40	1.42	1.44
12	1.21	1.23	1.25	1.27	1.29	1.31	1.33	1.35	1.37	1.39	1.41	1.43	1.45	1.47	1.49	1.51	1.53	1.55	1.57
13	1.31	1.34	1.36	1.38	1.40	1.42	1.44	1.46	1.48	1.50	1.53	1.55	1.57	1.59	1.61	1.63	1.65	1.67	1.70
14	1.41	1.44	1.46	1.48	1.51	1.53	1.55	1.57	1.60	1.62	1.64	1.67	1.69	1.71	1.73	1.76	1.78	1.80	1.83
15	1.52	1.54	1.56	1.59	1.61	1.64	1.66	1.69	1.71	1.74	1.76	1.78	1.81	1.83	1.86	1.88	1.91	1.93	1.96
16	1.62	1.64	1.67	1.69	1.72	1.75	1.77	1.80	1.82	1.85	1.88	1.90	1.93	1.96	1.98	2.01	2.03	2.06	2.09
17	1.72	1.74	1.77	1.80	1.83	1.86	1.88	1.91	1.94	1.97	1.99	2.02	2.05	2.08	2.10	2.13	2.16	2.19	2.22
18	1.82	1.85	1.88	1.91	1.93	1.96	1.99	2.02	2.05	2.08	2.11	2.14	2.17	2.20	2.23	2.26	2.29	2.32	2.35
19	1.92	1.95	1.98	2.01	2.04	2.07	2.10	2.13	2.17	2.20	2.23	2.26	2.29	2.32	2.35	2.38	2.41	2.44	2.48
20	2.02	2.05	2.08	2.12	2.15	2.18	2.21	2.25	2.28	2.31	2.34	2.38	2.41	2.44	2.47	2.51	2.54	2.57	2.60
21	2.12	2.15	2.19	2.22	2.26	2.29	2.32	2.36	2.39	2.43	2.46	2.50	2.53	2.56	2.60	2.63	2.67	2.70	2.73
22	2.22	2.26	2.29	2.33	2.36	2.40	2.43	2.47	2.51	2.54	2.58	2.61	2.65	2.69	2.72	2.76	2.79	2.83	2.86
23	2.32	2.36	2.40	2.43	2.47	2.51	2.54	2.58	2.62	2.66	2.69	2.73	2.77	2.81	2.84	2.88	2.92	2.96	2.99
24	2.42	2.46	2.50	2.54	2.58	2.62	2.66	2.69	2.73	2.77	2.81	2.85	2.89	2.93	2.97	3.01	3.05	3.08	3.12
25	2.52	2.56	2.60	2.64	2.68	2.72	2.77	2.81	2.85	2.89	2.93	2.97	3.01	3.05	3.09	3.13	3.17	3.21	3.25
26	2.62	2.66	2.71	2.75	2.79	2.83	2.88	2.92	2.96	3.00	3.04	3.09	3.13	3.17	3.21	3.26	3.30	3.34	3.38
27	2.72	2.77	2.81	2.85	2.90	2.94	2.99	3.03	3.07	3.12	3.16	3.20	3.25	3.29	3.34	3.38	3.42	3.47	3.51
28	2.82	2.87	2.91	2.96	3.00	3.05	3.10	3.14	3.19	3.23	3.28	3.32	3.37	3.41	3.46	3.51	3.55	3.60	3.64
29	2.92	2.97	3.02	3.06	3.11	3.16	3.21	3.25	3.30	3.35	3.39	3.44	3.49	3.54	3.58	3.63	3.68	3.72	3.77
30	3.02	3.07	3.12	3.17	3.22	3.27	3.32	3.36	3.41	3.46	3.51	3.56	3.61	3.66	3.71	3.75	3.80	3.85	3.90
31	3.12	3.17	3.22	3.27	3.32	3.37	3.43	3.48	3.53	3.58	3.63	3.68	3.73	3.78	3.83	3.88	3.93	3.98	4.03
32	3.22	3.28	3.33	3.38	3.43	3.48	3.54	3.59	3.64	3.69	3.74	3.79	3.85	3.90	3.95	4.00	4.05	4.11	4.16
33	3.32	3.38	3.43	3.48	3.54	3.59	3.64	3.70	3.75	3.81	3.86	3.91	3.97	4.02	4.07	4.13	4.18	4.23	4.29
34	3.42	3.48	3.53	3.59	3.64	3.70	3.75	3.81	3.87	3.92	3.98	4.03	4.09	4.14	4.20	4.25	4.31	4.36	4.42
35	3.52	3.58	3.64	3.69	3.75	3.81	3.86	3.92	3.98	4.03	4.09	4.15	4.21	4.26	4.32	4.38	4.43	4.49	4.55
36	3.62	3.68	3.74	3.80	3.86	3.92	3.97	4.03	4.09	4.15	4.21	4.27	4.32	4.38	4.44	4.50	4.56	4.62	4.68
37	3.72	3.78	3.84	3.90	3.96	4.02	4.08	4.14	4.20	4.26	4.32	4.38	4.44	4.50	4.56	4.62	4.68	4.74	4.80
38	3.82	3.88	3.95	4.01	4.07	4.13	4.19	4.25	4.32	4.38	4.44	4.50	4.56	4.62	4.69	4.75	4.81	4.87	4.93
39	3.92	3.99	4.05	4.11	4.18	4.24	4.30	4.37	4.43	4.49	4.56	4.62	4.68	4.75	4.81	4.87	4.94	5.00	5.06
40	4.02	4.09	4.15	4.22	4.28	4.35	4.41	4.48	4.54	4.61	4.67	4.74	4.80	4.87	4.93	5.00	5.06	5.13	5.19

DETERMINATION OF RELATIVE HUMIDITY FROM DEW POINT

The relative humidity of a water vapor–air mixture is defined as 100 times the partial pressure of water divided by the saturation vapor pressure of water at the same temperature. The relative humidity may be determined from the dew point t_{dew} , which is the temperature at which liquid water first condenses when the

mixture is cooled from an initial temperature t . This table gives relative humidity as a function of the dew point depression $t - t_{\text{dew}}$ for several values of the dew point. Values are calculated from the vapor pressure table in Section 6.

$t - t_{\text{dew}}$	$t_{\text{dew}}/^{\circ}\text{C}$				
	-10	0	10	20	30
0.0	100	100	100	100	100
0.2	99	99	99	99	99
0.4	97	97	97	98	98
0.6	95	96	96	96	97
0.9	94	94	95	95	96
1.0	92	93	94	94	94
1.2	91	92	92	93	93
1.4	90	90	91	92	92
1.6	88	89	90	91	91
1.8	87	88	89	90	90
2.0	86	87	88	88	89
2.2	84	85	86	87	89
2.4	83	84	85	86	87
2.6	82	83	84	85	86
2.8	80	82	83	84	85
3.0	79	81	82	83	84
3.2	78	80	81	82	83
3.4	77	79	80	81	82
3.6	76	77	79	80	82
3.8	75	76	78	79	81
4.0	73	75	77	78	80
4.2	72	74	76	77	79
4.4	71	73	75	77	78
4.6	70	72	74	76	77
4.8	69	71	73	75	76
5.0	69	70	72	74	75
5.2	67	69	71	73	75
5.4	66	68	70	72	74
5.6	65	67	69	71	73
5.9	64	66	69	70	72
6.0	63	66	68	70	71
6.2	62	65	67	69	71
6.4	61	64	66	68	70
6.6	60	63	65	67	69
6.8	60	62	64	66	68
7.0	59	61	63	66	68
7.2	58	60	63	65	67
7.4	57	60	62	64	66
7.6	56	59	61	63	65
7.8	55	58	60	63	65
8.0	54	57	60	62	64

$t - t_{\text{dew}}$	$t_{\text{dew}}/^{\circ}\text{C}$				
	-10	0	10	20	30
8.2	54	56	59	61	63
8.4	53	56	58	60	63
8.6	52	55	57	60	62
8.8	51	54	57	59	61
9.0	51	53	56	58	61
9.2	50	53	55	58	60
9.4	49	52	55	57	59
9.6	48	51	54	56	59
9.8	48	51	53	56	58
10.0	47	50	53	55	57
10.5	45	48	51	54	56
11.0	44	47	49	52	55
11.5	42	45	48	51	53
12.0	41	44	47	49	52
12.5	39	42	45	48	50
13.0	38	41	44	46	49
13.5	37	40	43	45	48
14.0	35	38	41	44	47
14.5	34	37	40	43	45
15.0	33	36	39	42	44
15.5	32	35	38	40	
16.0	31	34	37	39	
16.5	30	33	36	38	
17.0	29	32	35	37	
17.5	28	31	34	36	
18.0	27	30	33	35	
18.5	26	29	32	34	
19.0	25	28	31	33	
19.5	24	27	30	33	
20.0	24	26	29	32	
21.0	22	25	27	30	
22.0	21	23	26	29	
23.0	19	22	24	27	
24.0	18	21	23	26	
25.0	17	19	22	24	
26.0	16	18	21	23	
27.0	15	17	20	22	
28.0	14	16	19	21	
29.0	13	15	18	20	
30.0	12	14	17	19	

DETERMINATION OF RELATIVE HUMIDITY FROM WET AND DRY BULB TEMPERATURES

Relative humidity may be determined by comparing temperature readings of wet and dry bulb thermometers. The following table, extracted from more extensive U.S. National Weather Service tables, gives the relative humidity as a function of air temperature

t_d (dry bulb) and the difference $t_d - t_w$ between dry and wet bulb temperatures. The data assume a pressure near normal atmospheric pressure and an instrumental configuration with forced ventilation.

	$(t_d - t_w)/^{\circ}\text{C}$											
$t_d/^{\circ}\text{C}$	0.5	1.0	1.5	2.0	2.5	3.0	3.5	4.0	4.5	5.0	5.5	6.0
-10	83	67	51	35	19							
-8	86	71	57	43	29	15						
-6	88	74	61	49	37	25	8					
-4	89	77	66	55	44	33	23	12				
-2	90	79	69	60	50	40	31	22	12			
0	91	81	72	64	55	46	38	29	21	13	5	
2	91	84	76	68	60	52	44	37	29	22	14	7
4	92	85	78	71	63	57	49	43	36	29	22	16
6	93	86	79	73	66	60	54	48	41	35	29	24
8	93	87	81	75	69	63	57	51	46	40	35	29
10	94	88	82	77	71	66	60	55	50	44	39	34
12	94	89	83	78	73	68	63	58	53	48	43	39
14	95	90	85	79	75	70	65	60	56	51	47	42
16	95	90	85	81	76	71	67	63	58	54	50	46
18	95	91	86	82	77	73	69	65	61	57	53	49
20	96	91	87	83	78	74	70	66	63	59	55	51
22	96	92	87	83	80	76	72	68	64	61	57	54
24	96	92	88	84	80	77	73	69	66	62	59	56
26	96	92	88	85	81	78	74	71	67	64	61	58
28	96	93	89	85	82	78	75	72	69	65	62	59
30	96	93	89	86	83	79	76	73	70	67	64	61
35	97	94	90	87	84	81	78	75	72	69	67	64
40	97	94	91	88	85	82	80	77	74	72	69	67

	$(t_d - t_w)/^{\circ}\text{C}$											
$t_d/^{\circ}\text{C}$	6.5	7.0	7.5	8.0	8.5	9.0	10.0	11.0	12.0	13.0	14.0	15.0
4	9											
6	17	11	5									
8	24	19	14	8								
10	29	24	20	15	10	6						
12	34	29	25	21	16	12	5					
14	38	34	30	26	22	18	10					
16	42	38	34	30	26	23	15	8				
18	45	41	38	34	30	27	20	14	7			
20	48	44	41	37	34	31	24	18	12	6		
22	50	47	44	40	37	34	28	22	17	11	6	
24	53	49	46	43	40	37	31	26	20	15	10	5
26	54	51	49	46	43	40	34	29	24	19	14	10
28	56	53	51	48	45	42	37	32	27	22	18	13
30	58	55	52	50	47	44	39	35	30	25	21	17
32	60	57	54	51	49	46	41	37	32	28	24	20
34	61	58	56	53	51	48	43	39	35	30	26	23
36	62	59	57	54	52	50	45	41	37	33	29	25
38	63	61	58	56	54	51	47	43	39	35	31	27
40	64	62	59	57	54	53	48	44	40	36	33	29

CONSTANT HUMIDITY SOLUTIONS

Anthony Wexler

An excess of a water soluble salt in contact with its saturated solution and contained within an enclosed space produces a constant relative humidity and water vapor pressure according to

$$RH = A \exp(B/T)$$

where RH is the percent relative humidity (generally accurate to $\pm 2\%$), T is the temperature in kelvin, and the constants A and B and the range of valid temperatures are given in the table below. The vapor pressure, p , can be calculated from

$$p = (RH/100) \times p_0$$

where p_0 is the vapor pressure of pure water at temperature T as given in the table in Section 6 titled "Vapor Pressure of Water from 0 to 370 °C".

References

1. Wexler, A. S. and Seinfeld, J. H., *Atmospheric Environment*, 25A, 2731, 1991.
2. Greenspan, L., *J. Res. National Bureau of Standards*, 81A, 89, 1977.
3. Broul, et al., *Solubility of Inorganic Two-Component Systems*, Elsevier, New York, 1981.
4. Wagman, D. D. et al., *J. Phys. Chem. Ref. Data*, Vol. 11, Suppl. 2, 1982.

Compound	Temperature range (°C)	RH (25 °C)	A	B
NaOH · H ₂ O	15–60	6	5.48	27
LiBr · 2H ₂ O	10–30	6	0.23	996
ZnBr ₂ · 2H ₂ O	5–30	8	1.69	455
KOH · 2H ₂ O	5–30	9	0.014	1924
LiCl · H ₂ O	20–65	11	14.53	–75
CaBr ₂ · 6H ₂ O	11–22	16	0.17	1360
LiI · 3H ₂ O	15–65	18	0.15	1424
CaCl ₂ · 6H ₂ O	15–25	29	0.11	1653
MgCl ₂ · 6H ₂ O	5–45	33	29.26	34
NaI · 2H ₂ O	5–45	38	3.62	702
Ca(NO ₃) ₂ · 4H ₂ O	10–30	51	1.89	981
Mg(NO ₃) ₂ · 6H ₂ O	5–35	53	25.28	220
NaBr · 2H ₂ O	0–35	58	20.49	308
NH ₄ NO ₃	10–40	62	3.54	853
KI	5–30	69	29.35	254
SrCl ₂ · 6H ₂ O	5–30	71	31.58	241
NaNO ₃	10–40	74	26.94	302
NaCl	10–40	75	69.20	25
NH ₄ Cl	10–40	79	35.67	235
KBr	5–25	81	40.98	203
(NH ₄) ₂ SO ₄	10–40	81	62.06	79
KCl	5–25	84	49.38	159
Sr(NO ₃) ₂ · 4H ₂ O	5–25	85	28.34	328
BaCl ₂ · 2H ₂ O	5–25	90	69.99	75
CsI	5–25	91	70.77	75
KNO ₃	0–50	92	43.22	225
K ₂ SO ₄	10–50	97	86.75	34

STANDARD SALT SOLUTIONS FOR HUMIDITY CALIBRATION

Saturated aqueous solutions of inorganic salts are convenient secondary standards for calibration of instruments for measurement of relative humidity. The International Union of Pure and Applied Chemistry has recommended salt solutions for calibrations in the range of 10% to 90% relative humidity, and the American Society for Testing and Materials has published similar standards. The data in this table are taken from the IUPAC recommendations, except for K_2CO_3 and K_2SO_4 , which are ASTM recommendations.

Details on the preparation and use of these standards may be found in References 1 and 2. Data for other salts are given in Reference 3.

References

1. Marsh, K. N., Ed., *Recommended Reference Materials for the Realization of Physicochemical Properties*, Blackwell Scientific Publications, Oxford, 1987, pp. 157–162.
2. *Standard Practice for Maintaining Constant Relative Humidity by Means of Aqueous Solutions*, ASTM Standard E 104-85, Reapproved 1991.
3. Greenspan, L., *J. Res. Nat. Bur. Stand.* 81A, 89, 1977.

$t/^\circ\text{C}$	Relative Humidity in %						
	LiCl	MgCl ₂	K ₂ CO ₃	Mg(NO ₃) ₂	NaCl	KCl	K ₂ SO ₄
0		33.66 ± 0.33	43.1 ± 0.7	60.35 ± 0.55	75.51 ± 0.34	88.61 ± 0.53	98.8 ± 2.1
5		33.60 ± 0.28	43.1 ± 0.5	58.86 ± 0.43	75.65 ± 0.27	87.67 ± 0.45	98.5 ± 0.9
10		33.47 ± 0.24	43.1 ± 0.4	57.36 ± 0.33	75.67 ± 0.22	86.77 ± 0.39	98.2 ± 0.8
15		33.30 ± 0.21	43.2 ± 0.3	55.87 ± 0.27	75.61 ± 0.18	85.92 ± 0.33	97.9 ± 0.6
20	11.31 ± 0.31	33.07 ± 0.18	43.2 ± 0.3	54.38 ± 0.23	75.47 ± 0.14	85.11 ± 0.29	97.6 ± 0.5
25	11.30 ± 0.27	32.78 ± 0.16	43.2 ± 0.4	52.89 ± 0.22	75.29 ± 0.12	84.34 ± 0.26	97.3 ± 0.5
30	11.28 ± 0.24	32.44 ± 0.14	43.2 ± 0.5	51.40 ± 0.24	75.09 ± 0.11	83.62 ± 0.25	97.0 ± 0.4
35	11.25 ± 0.22	32.05 ± 0.13		49.91 ± 0.29	74.87 ± 0.12	82.95 ± 0.25	96.7 ± 0.4
40	11.21 ± 0.21	31.60 ± 0.13		48.42 ± 0.37		82.32 ± 0.25	96.4 ± 0.4
45	11.16 ± 0.21	31.10 ± 0.13		46.93 ± 0.47		81.74 ± 0.28	96.1 ± 0.4
50	11.10 ± 0.22	30.54 ± 0.14		45.44 ± 0.60		81.20 ± 0.31	95.8 ± 0.5
55	11.03 ± 0.23	29.93 ± 0.16				80.70 ± 0.35	
60	10.95 ± 0.26	29.26 ± 0.18				80.25 ± 0.41	
65	10.86 ± 0.29	28.54 ± 0.21				79.85 ± 0.48	
70	10.75 ± 0.33	27.77 ± 0.25				79.49 ± 0.57	
75	10.64 ± 0.38	26.94 ± 0.29				79.17 ± 0.66	
80	10.51 ± 0.44	26.05 ± 0.34				78.90 ± 0.77	

LOW-TEMPERATURE BATHS FOR MAINTAINING CONSTANT TEMPERATURE

A liquid–solid slurry is a convenient means of maintaining a constant temperature environment below room temperature. The following is a list of readily available organic liquids suitable for

this purpose, arranged in order of their melting (freezing) points t_m . The normal boiling points t_b are also given.

Compound	$t_m/^\circ\text{C}$	$t_b/^\circ\text{C}$	Compound	$t_m/^\circ\text{C}$	$t_b/^\circ\text{C}$
Isopentane (2-Methylbutane)	–159.9	27.8	Ethyl acetate	–83.6	77.1
Methylcyclopentane	–142.5	71.8	Dry ice + acetone	–78	
3-Chloropropene (Allyl chloride)	–134.5	45.1	<i>p</i> -Cymene	–68.9	177.1
Pentane	–129.7	36.0	Trichloromethane (Chloroform)	–63.6	61.1
Allyl alcohol	–129	97.0	<i>N</i> -Methylaniline	–57	196.2
Ethanol	–114.1	78.2	Chlorobenzene	–45.2	131.7
Carbon disulfide	–111.5	46	Anisole	–37.5	153.7
Isobutyl alcohol	–108	107.8	Bromobenzene	–30.6	156.0
Toluene	–94.9	110.6	Tetrachloromethane (Carbon tetrachloride)	–23	76.8
Acetone	–94.8	56.0	Benzonitrile	–12.7	191.1

METALS AND ALLOYS WITH LOW MELTING TEMPERATURE

L. I. Berger

Metal or alloy system	Composition, % *		Melting temperature (°C)	Comments	Ref.
	Weight	Atomic			
Hg	100	100	-38.829		
Cs-K	77.0-23.0	50.0-50.0	-37.5	Eutectic (?)	1
Cs-Na	94.5-5.5	75.0-25.0	-30.0	Eutectic	2
K-Na	76.7-23.3	65.9-34.1	-12.65	Eutectic	3
Na-Rb	8.0-92.0	24.4-75.6	-5	Eutectic	4
Ga-In-Sn	62.5-21.5-16.0	73.6-15.3-11.1	11	Eutectic	5
Ga-Sn-Zn	82.0-12.0-6.0	86.0-7.3-6.7	17	Eutectic	5
Cs	100	100	28.44		
Ga	100	100	29.7646		
K-Rb	32.0-68.0	50-50	33	Eutectic	4
Bi-Cd-In-Pb-Sn	44.7-5.3-19.1-22.6-8.3	35.1-8.2-27.3-17.9-11.5	46.7	Eutectic	6
Bi-In-Pb-Sn	49.5-21.3-17.6-11.6	39.2-30.7-14.0-16.2	58.2	Eutectic	6
Bi-In-Sn	32.5-51.0-16.5	21.1-60.1-18.8	60.5	Eutectic	7
K	100	100	63.38		
Bi-Cd-Pb-Sn	50.0-12.5-25.0-12.5	41.5-19.3-21.0-18.2	70	Wood's alloy	6
Bi-In	33.0-67.0	21.3-78.7	72	Eutectic	8
Bi-Cd-Pb	51.6-8.2-40.2	48.1-14.2-37.7	91.5	Eutectic	6
Bi-Pb-Sn	52.5-32.0-15.5	46.8-28.7-24.5	95	Eutectic	6
Na	100	100	97.8		
Bi-Cd-Sn	54.0-20.0-26.0	39.4-27.2-33.4	102.5	Eutectic	6
In-Sn	51.8-48.2	52.6-47.4	119	Eutectic	9
Cd-In	25.3-74.7	25.7-74.3	120	Eutectic	10
Bi-Pb	55.5-44.5	55.3-44.7	124	Eutectic	11
Bi-Sn-Zn	56.0-40.0-4.0	40.2-50.6-9.2	130	Eutectic	6, 7
Bi-Sn	70-30	57.0-43.0	138.5	Eutectic	6, 12
Bi-Cd	60.3-39.7	45.0-55.0	145.5	Eutectic	13, 14
In	100	100	156.6		
Li	100	100	180.5		
Pb-Sn	38.1-61.9	26.1-73.9	183	Eutectic	6,15
Bi-Tl	48.0-52.0	47.5-52.5	185	Eutectic	13
Sn-Zn	91.0-9.0	85.0-15.0	198	Eutectic	14
Sb-Sn	8.0-92.0	7.8-92.2	199	White Metal	16
Au-Pb	14.6-85.4	15.2-84.8	212	Eutectic	17
Ag-Sn	3.5-96.5	3.8-96.2	221	Eutectic	13,18
Bi-Pb-Sb-Sn	48.0-28.5-9.0-14.5	40.8-24.5-13.1-21.6	226	Matrix Alloy	6
Cu-Sn	0.75-99.25	1.3-98.7	227	Eutectic	13, 19
Sn	100	100	231.928		

* The useful expressions for correlations between the atomic and weight concentrations of an alloy components are:

$$f(a, A_k) = \frac{f(w, A_k)}{M_k \sum_{i=1}^N \frac{f(w, A_i)}{M_i}} \quad \text{and} \quad f(w, A_k) = \frac{M_k \cdot f(a, A_k)}{\sum_{i=1}^N M_i \cdot f(a, A_i)} \quad (i = 1, \dots, k, \dots, N)$$

where $f(a, A_i)$ and $f(w, A_i)$ are the atomic and weight concentrations of component A_i , respectively, and M_i is the atomic weight of this component.

References

1. Zintle, E., and Hauke, W., *Z. Electrochem.* 44, 104, 1938.
2. Rinck, E., *Compt. Rend.* 199, 1217, 1934.
3. Krier, C. A., Cragg, R. S., and Wallace, W. E., *J. Phys. Chem.* 61, 522, 1957.
4. Gorla, C., *Gazz. Chim. Ital.* 65, 865, 1935.
5. Baker, H., Ed., *ASM Handbook, Volume 3: Alloy Phase Diagrams*, ASM Intl., Materials Park, OH, 1992.
6. Sedlacek, V., *Non-Ferrous Metals and Alloys*, Elsevier, New York, 1986.
7. Villars, P., Prince, A., Okamoto, H., Eds., *Handbook of Ternary Alloy Phase Diagrams*, ASM Intl., 1994.
8. Palatnik, L. S., Kosevich, V. M., and Tyrina, L. V., *Phys. Metals Metallog.* (USSR) 11, 75, 1961.
9. Neumann, T., and Alpout, O., *J. Less-Common Metals* 6, 108, 1964.
10. Neumann, T., and Predel, B., *Z. Metallk.* 50, 309, 1959.
11. Roy, P., Orr, R. L., and Hultgren, R., *J. Phys. Chem.* 64, 1034, 1960.
12. Dobovicek, B., and Smajic, N., *Rudarsko-Met. Zbornik* 4, 353, 1962.
13. Massalski, T. B., Okamoto, H., Subramanian, P. R., and Kacprzak, L., Eds., *Binary Alloy Phase Diagrams*, 2nd Ed., ASM Intl. 1990.
14. Dobovicek, B., and Straus, B., *Rudarsko-Met. Zbornik* 3, 273, 1960.
15. Schurmann, E., and Gilhaus, F. J., *Arch. Eisenhuettenw.* 32, 867, 1961.
16. Rosenblatt, G. M., and Birchenall, C. E., *Trans. AIME* 224, 481, 1962.
17. Evans, D. S., and Prince, A., in *Alloy Phase Diagrams*, MRS Simposia Proc., Vol. 19, North Holland, 1983, p. 383.
18. Umanskiy, M. M., *Zh. Fiz. Khim.* 14, 846, 1940.
19. Homer, C. E., and Plummer, H., *J. Inst. Met.* 64, 169, 1939.

WIRE TABLES

The resistance per unit length of wires of various metals is tabulated here. Values were calculated from resistivity values in the tables “Electrical Resistivity of Pure Metals” and “Electrical Resistivity of Selected Alloys”, which appear in Section 12. In prac-

tice, resistance may vary because of differing heat treatments and metal composition. The values in the table refer to 20 °C, but values at other temperatures may be calculated from the following resistivity data:

Metal	Resistivity in $10^{-8} \Omega \cdot \text{m}$ at temperature			
	0 °C	20 °C	25 °C	100 °C
Aluminum	2.417	2.650	2.709	3.56
Brass (70% Cu, 30% Zn)	5.87	6.08	6.13	6.91
Constantan (60% Cu, 40% Ni)	45.43	45.38	45.35	45.11
Copper	1.543	1.678	1.712	2.22
Nichrome (79% Ni, 21% Cr)	107.3	107.5	107.6	108.3
Platinum	9.6	10.5	10.7	13.6
Silver	1.467	1.587	1.617	2.07
Tungsten	4.82	5.28	5.39	7.18

Resistance per unit length at 20 °C in Ω/m									
AWG Gauge ^a	Diameter (mm)	Aluminum	Brass	Constantan	Copper	Nichrome	Platinum	Silver	Tungsten
0	8.252	0.000495	0.00114	0.00848	0.000314	0.0201	0.00196	0.000297	0.00099
2	6.543	0.000788	0.00181	0.0135	0.000499	0.0320	0.00312	0.000472	0.00157
4	5.189	0.00125	0.00287	0.0214	0.000793	0.0508	0.00496	0.000750	0.00250
6	4.115	0.00199	0.00457	0.0341	0.00126	0.0808	0.00789	0.00119	0.00397
8	3.264	0.00317	0.00727	0.0542	0.00200	0.128	0.0125	0.00190	0.00631
10	2.588	0.00504	0.0115	0.0863	0.00319	0.204	0.0200	0.00302	0.0100
12	2.053	0.00800	0.0184	0.137	0.00507	0.325	0.0317	0.00479	0.0159
14	1.628	0.0127	0.0292	0.218	0.00806	0.516	0.0504	0.00762	0.0254
16	1.291	0.0202	0.0464	0.347	0.0128	0.821	0.0802	0.0121	0.0403
18	1.024	0.0322	0.0738	0.551	0.0204	1.30	0.127	0.0193	0.0641
20	0.8118	0.0512	0.117	0.877	0.0324	2.08	0.203	0.0307	0.102
22	0.6439	0.0814	0.187	1.39	0.0515	3.30	0.322	0.0487	0.162
24	0.5105	0.129	0.297	2.22	0.0820	5.25	0.513	0.0775	0.258
26	0.4049	0.206	0.472	3.52	0.130	8.35	0.815	0.123	0.410
28	0.3211	0.327	0.751	5.60	0.207	13.3	1.30	0.196	0.652
30	0.2548	0.520	1.19	8.90	0.329	21.1	2.06	0.311	1.03
32	0.2019	0.828	1.90	14.2	0.524	33.6	3.28	0.496	1.65
34	0.1601	1.32	3.02	22.5	0.833	53.4	5.22	0.788	2.62
36	0.1270	2.09	4.80	35.8	1.32	84.9	8.29	1.25	4.17
38	0.1007	3.33	7.63	57.0	2.11	135	13.2	1.99	6.63
40	0.07988	5.29	12.1	90.5	3.35	214	20.9	3.17	10.5

^a Often called Brown & Sharpe Gauge.

STANDARD FITTINGS FOR COMPRESSED GAS CYLINDERS

Thomas J. Bruno and Paris D.N. Svoronos

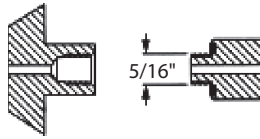
The following table presents a partial list of gases and the Compressed Gas Association (CGA) fittings that are required to use those gases when they are stored in, and dispensed from, compressed gas cylinders (Refs. 1 and 2). These fittings are matched to gas cylinder content for safe operation, and substitution and adaptation should be avoided.

References

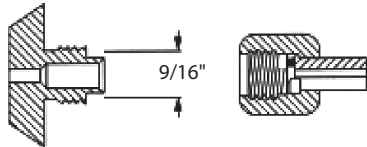
1. CGA Pamphlet V-1-87, American Canadian and Compressed Gas Association Standard for Compressed Gas Cylinder Valve Outlet and Inlet Connections, ANSI-B57.1; CSA B96, 1987.
2. Bruno, T. J., and Svoronos, P. D. N., *CRC Handbook of Basic Tables for Chemical Analysis*, 3rd. Ed., CRC Press, Boca Raton, FL, 2011.

Gas	Fitting
Acetylene	510
Air	346
Carbon dioxide	320
Carbon monoxide	350
Chlorine	660
Ethane	350
Ethylene	350
Ethylene oxide	510
Helium	580
Hydrogen	350
Hydrogen chloride	330
Methane	350
Neon	580
Nitrogen	580
Nitrous oxide	326
Oxygen	540
Sulfur dioxide	660
Sulfur hexafluoride	590
Xenon	580

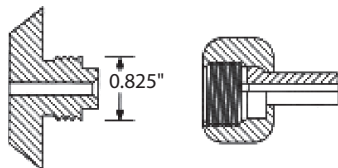
The following graphic shows the geometry and dimensions of common CGA fittings for compressed gas cylinders (Ref. 1).



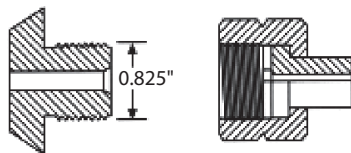
Connection 110 - Lecture bottle outlet for corrosive gases - 5/16" - 32 RH INT., with gasket



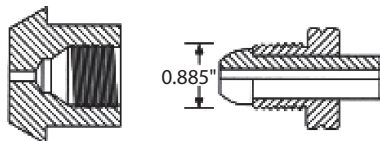
Connection 170 - Lecture bottle outlet for non-corrosive gases 9/16" - 18 RH EXT. and 5/16" - 32 RH INT., with gasket



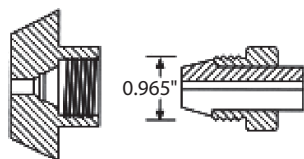
Connection 320 - 0.825" - 14 RH EXT., with gasket



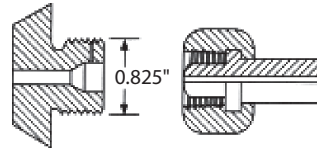
Connection 330 - 0.825" - 14 LH EXT., with gasket



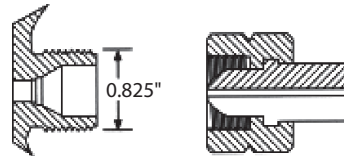
Connection 510 - 0.885" - 14 LH INT.



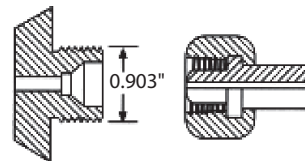
Connection 580 - 0.965" - 14 RH INT.



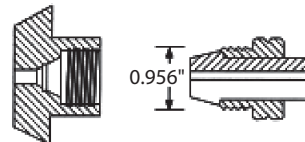
Connection 326 - 0.825" - 14 RH EXT.



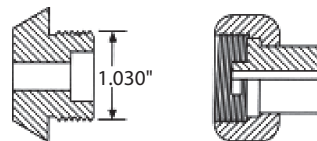
Connection 350 - 0.825" - 14 LH EXT.



Connection 540 - 0.903" - 14 RH EXT.



Connection 590 - 0.956" - 14 LH INT.



Connection 660 - 1.030" - 14 RH EXT., with gasket

Reproduced from the CGA Pamphlet V-1-87, American Canadian and Compressed Gas Association Standard for Compressed Gas Cylinder Valve Outlet and Inlet Connections, ANSI, B57.1; CSA B96, by permission of the Compressed Gas Association.

PLUG AND OUTLET CONFIGURATIONS FOR COMMON LABORATORY DEVICES



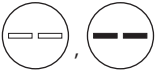
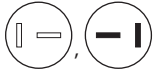
Thomas J. Bruno and Paris D.N. Svoronos

The following schematic diagrams show typical plug (P) and outlet receptacle (R) configurations used on common laboratory instruments and devices (Refs. 1 and 2). These figures will assist in identifying which circuits and capacities will be needed to operate different pieces of equipment. Good laboratory practice requires the use of the appropriate plug-outlet combination, without alteration.


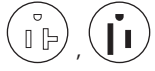
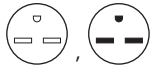

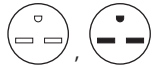

References

1. Plugs, Receptacles, and Connectors of the Pin and Sleeve Type for Hazardous Locations, National Electrical Manufacturer Association, Standard FB 11, 2000.
2. Bruno, T. J., and Svoronos, P. D. N., *CRC Handbook of Basic Tables for Chemical Analysis*, 3rd Ed., CRC Press, Boca Raton, FL, 2011.

2 pole, 2 wire

Current Voltage	15 Amp R P	20 Amp R P	30 Amp R P	50 Amp R P
125				
250				

2 pole, 3 wire (grounding)

Current Voltage	15 Amp R P	20 Amp R P	30 Amp R P	50 Amp R P
125				
250				

Lab Data



DENSITY OF VARIOUS SOLIDS

This table gives the range of density for miscellaneous solid materials whose characteristics depend on the source or method of preparation.

References

1. Forsythe, W. E., *Smithsonian Physical Tables*, 9th Ed., Smithsonian Institution, Washington, D.C., 1956.
2. Kaye, G. W. C., and Laby, T. H., *Tables of Physical and Chemical Constants*, 16th Ed., Longman, London, 1995.
3. Brandrup, J., and Immergut, E. H., *Polymer Handbook*, 3rd Ed., John Wiley & Sons, New York, 1989.

Material	$\rho / \text{g cm}^{-3}$	Material	$\rho / \text{g cm}^{-3}$	Material	$\rho / \text{g cm}^{-3}$
Agate	2.5-2.7	Pyrex	2.23	Solder	8.7-9.4
Alabaster,		Granite	2.64-2.76	Starch	1.53
carbonate	2.69-2.78	Graphite	2.30-2.72	Steel, stainless	7.8
sulfate	2.26-2.32	Gum arabic	1.3-1.4	Sugar	1.59
Albite	2.62-2.65	Gypsum	2.31-2.33	Talc	2.7-2.8
Amber	1.06-1.11	Hematite	4.9-5.3	Tallow, beef	0.94
Amphiboles	2.9-3.2	Hornblende	3.0	Tar	1.02
Anorthite	2.74-2.76	Ice	0.917	Topaz	3.5-3.6
Asbestos	2.0-2.8	Iron, cast	7.0-7.4	Tourmaline	3.0-3.2
Asbestos slate	1.8	Ivory	1.83-1.92	Tungsten carbide	14.0-15.0
Asphalt	1.1-1.5	Kaolin	2.6	Wax, sealing	1.8
Basalt	2.4-3.1	Leather, dry	0.86	Wood (seasoned)	
Beeswax	0.96-0.97	Lime, slaked	1.3-1.4	alder	0.42-0.68
Beryl	2.69-2.70	Limestone	2.68-2.76	apple	0.66-0.84
Biotite	2.7-3.1	Linoleum	1.18	ash	0.65-0.85
Bone	1.7-2.0	Magnetite	4.9-5.2	balsa	0.11-0.14
Brasses	8.44-8.75	Malachite	3.7-4.1	bamboo	0.31-0.40
Brick	1.4-2.2	Marble	2.6-2.84	basswood	0.32-0.59
Bronzes	8.74-8.89	Meerschaum	0.99-1.28	beech	0.70-0.90
Butter	0.86-0.87	Mica	2.6-3.2	birch	0.51-0.77
Calamine	4.1-4.5	Muscovite	2.76-3.00	blue gum	1.00
Calcspars	2.6-2.8	Ochre	3.5	box	0.95-1.16
Camphor	0.99	Opal	2.2	butternut	0.38
Cardboard	0.69	Paper	0.7-1.15	cedar	0.49-0.57
Celluloid	1.4	Paraffin	0.87-0.91	cherry	0.70-0.90
Cement, set	2.7-3.0	Peat blocks	0.84	dogwood	0.76
Chalk	1.9-2.8	Pitch	1.07	ebony	1.11-1.33
Charcoal,		Polyamides	1.15-1.25	elm	0.54-0.60
oak	0.57	Polyethylene	0.92-0.97	hickory	0.60-0.93
pine	0.28-0.44	Poly(methyl methacrylate)	1.19	holly	0.76
Cinnabar	8.12	Polypropylene	0.91-0.94	juniper	0.56
Clay	1.8-2.6	Polystyrene	1.06-1.12	larch	0.50-0.56
Coal,		Polytetrafluoroethylene	2.28-2.30	locust	0.67-0.71
anthracite	1.4-1.8	Poly(vinyl acetate)	1.19	logwood	0.91
bituminous	1.2-1.5	Poly(vinyl chloride)	1.39-1.42	mahogany	0.66-0.85
Coke	1.0-1.7	Porcelain	2.3-2.5	maple	0.62-0.75
Copal	1.04-1.14	Porphyry	2.6-2.9	oak	0.60-0.90
Cork	0.22-0.26	Pyrite	4.95-5.10	pear	0.61-0.73
Corundum	3.9-4.0	Quartz (α)	2.65	pine, pitch	0.83-0.85
Diamond	3.51	Resin	1.07	white	0.35-0.50
Dolomite	2.84	Rock salt	2.18	yellow	0.37-0.60
Ebonite	1.15	Rubber,		plum	0.66-0.78
Emery	4.0	hard	1.19	poplar	0.35-0.50
Epidote	3.25-3.50	soft	1.1	satinwood	0.95
Feldspar	2.55-2.75	pure gum	0.91-0.93	spruce	0.48-0.70
Flint	2.63	Neoprene	1.23-1.25	sycamore	0.40-0.60
Fluorite	3.18	Sandstone	2.14-2.36	teak, Indian	0.66-0.98
Galena	7.3-7.6	Serpentine	2.50-2.65	walnut	0.64-0.70
Garnet	3.15-4.3	Silica, fused,	2.21	water gum	1.00
Gelatin	1.27	Silicon carbide	3.16	willow	0.40-0.60
Glass,		Slag	2.0-3.9	Wood's metal	9.70
common	2.4-2.8	Slate	2.6-3.3		
lead	3-4	Soapstone	2.6-2.8		

DENSITY OF SULFURIC ACID

This table gives the density of aqueous sulfuric acid solutions as a function of concentration (in mass percent of H₂SO₄) and temperature.

Reference

Washburn, E. W., Ed., *International Critical Tables of Numerical Data of Physics, Chemistry, and Technology*, Vol. 3, p. 56, McGraw-Hill, New York, 1926–1932.

Mass %	Density in g/mL										
	0 °C	10 °C	15 °C	20 °C	25 °C	30 °C	40 °C	50 °C	60 °C	80 °C	100 °C
1	1.0074	1.0068	1.0060	1.0051	1.0038	1.0022	0.9986	0.9944	0.9895	0.9779	0.9645
2	1.0147	1.0138	1.0129	1.0118	1.0104	1.0087	1.0050	1.0006	0.9956	0.9839	0.9705
3	1.0219	1.0206	1.0197	1.0184	1.0169	1.0152	1.0113	1.0067	1.0017	0.9900	0.9766
4	1.0291	1.0275	1.0264	1.0250	1.0234	1.0216	1.0176	1.0129	1.0078	0.9961	0.9827
5	1.0364	1.0344	1.0332	1.0317	1.0300	1.0281	1.0240	1.0192	1.0140	1.0022	0.9888
6	1.0437	1.0414	1.0400	1.0385	1.0367	1.0347	1.0305	1.0256	1.0203	1.0084	0.9950
7	1.0511	1.0485	1.0469	1.0453	1.0434	1.0414	1.0371	1.0321	1.0266	1.0146	1.0013
8	1.0585	1.0556	1.0539	1.0522	1.0502	1.0481	1.0437	1.0386	1.0330	1.0209	1.0076
9	1.0660	1.0628	1.0610	1.0591	1.0571	1.0549	1.0503	1.0451	1.0395	1.0273	1.0140
10	1.0735	1.0700	1.0681	1.0661	1.0640	1.0617	1.0570	1.0517	1.0460	1.0338	1.0204
12	1.0886	1.0846	1.0825	1.0802	1.0780	1.0756	1.0705	1.0651	1.0593	1.0469	1.0335
14	1.1039	1.0994	1.0971	1.0947	1.0922	1.0897	1.0844	1.0788	1.0729	1.0603	1.0469
16	1.1194	1.1145	1.1120	1.1094	1.1067	1.1040	1.0985	1.0927	1.0868	1.0740	1.0605
18	1.1351	1.1298	1.1271	1.1243	1.1215	1.1187	1.1129	1.1070	1.1009	1.0879	1.0744
20	1.1510	1.1453	1.1424	1.1394	1.1365	1.1335	1.1275	1.1215	1.1153	1.1021	1.0885
22	1.1670	1.1609	1.1579	1.1548	1.1517	1.1486	1.1424	1.1362	1.1299	1.1166	1.1029
24	1.1832	1.1768	1.1736	1.1704	1.1672	1.1640	1.1576	1.1512	1.1448	1.1313	1.1176
26	1.1996	1.1929	1.1896	1.1862	1.1829	1.1796	1.1730	1.1665	1.1599	1.1463	1.1325
28	1.2160	1.2091	1.2057	1.2023	1.1989	1.1955	1.1887	1.1820	1.1753	1.1616	1.1476
30	1.2326	1.2255	1.2220	1.2185	1.2150	1.2115	1.2046	1.1977	1.1909	1.1771	1.1630
32	1.2493	1.2421	1.2385	1.2349	1.2314	1.2278	1.2207	1.2137	1.2068	1.1928	1.1787
34	1.2661	1.2588	1.2552	1.2515	1.2479	1.2443	1.2371	1.2300	1.2229	1.2088	1.1946
36	1.2831	1.2757	1.2720	1.2684	1.2647	1.2610	1.2538	1.2466	1.2394	1.2251	1.2109
38	1.3004	1.2929	1.2891	1.2855	1.2818	1.2780	1.2707	1.2635	1.2561	1.2418	1.2276
40	1.3179	1.3103	1.3065	1.3028	1.2991	1.2953	1.2880	1.2806	1.2732	1.2589	1.2446
42	1.3357	1.3280	1.3242	1.3205	1.3167	1.3129	1.3055	1.2981	1.2907	1.2762	1.2619
44	1.3538	1.3461	1.3423	1.3384	1.3346	1.3308	1.3234	1.3160	1.3086	1.2939	1.2796
46	1.3724	1.3646	1.3608	1.3569	1.3530	1.3492	1.3417	1.3343	1.3269	1.3120	1.2976
48	1.3915	1.3835	1.3797	1.3758	1.3719	1.3680	1.3604	1.3528	1.3455	1.3305	1.3159
50	1.4110	1.4029	1.3990	1.3951	1.3911	1.3872	1.3795	1.3719	1.3644	1.3494	1.3348
52	1.4310	1.4228	1.4188	1.4148	1.4109	1.4069	1.3991	1.3914	1.3837	1.3687	1.3540
54	1.4515	1.4431	1.4391	1.4350	1.4310	1.4270	1.4191	1.4113	1.4036	1.3884	1.3735
56	1.4724	1.4640	1.4598	1.4557	1.4516	1.4475	1.4396	1.4317	1.4239	1.4085	1.3934
58	1.4937	1.4852	1.4809	1.4768	1.4726	1.4685	1.4604	1.4524	1.4446	1.4290	1.4137
60	1.5154	1.5067	1.5024	1.4983	1.4940	1.4898	1.4816	1.4735	1.4656	1.4497	1.4344
62	1.5375	1.5287	1.5243	1.5200	1.5157	1.5115	1.5031	1.4950	1.4869	1.4708	1.4554
64	1.5600	1.5510	1.5465	1.5421	1.5378	1.5335	1.5250	1.5167	1.5086	1.4923	1.4766
66	1.5828	1.5736	1.5691	1.5646	1.5602	1.5558	1.5472	1.5388	1.5305	1.5140	1.4981
68	1.6059	1.5965	1.5920	1.5874	1.5829	1.5785	1.5697	1.5611	1.5528	1.5359	1.5198
70	1.6293	1.6198	1.6151	1.6105	1.6059	1.6014	1.5925	1.5838	1.5753	1.5582	1.5417
72	1.6529	1.6433	1.6385	1.6338	1.6292	1.6246	1.6155	1.6067	1.5981	1.5806	1.5637
74	1.6768	1.6670	1.6622	1.6574	1.6526	1.6480	1.6387	1.6297	1.6209	1.6031	1.5857
76	1.7008	1.6908	1.6858	1.6810	1.6761	1.6713	1.6619	1.6526	1.6435	1.6252	1.6074
78	1.7247	1.7144	1.7093	1.7043	1.6994	1.6944	1.6847	1.6751	1.6657	1.6469	1.6286
80	1.7482	1.7376	1.7323	1.7272	1.7221	1.7170	1.7069	1.6971	1.6873	1.6680	1.6493
82	1.7709	1.7599	1.7544	1.7491	1.7437	1.7385	1.7281	1.7180	1.7080	1.6882	1.6692
84	1.7916	1.7804	1.7748	1.7693	1.7639	1.7585	1.7479	1.7375	1.7274	1.7072	1.6878
86	1.8095	1.7983	1.7927	1.7872	1.7818	1.7763	1.7657	1.7552	1.7449	1.7245	1.7050
88	1.8243	1.8132	1.8077	1.8022	1.7968	1.7914	1.7809	1.7705	1.7602	1.7397	1.7202
90	1.8361	1.8252	1.8198	1.8144	1.8091	1.8038	1.7933	1.7829	1.7729	1.7525	1.7331
91	1.8410	1.8302	1.8248	1.8195	1.8142	1.8090	1.7986	1.7883	1.7783	1.7581	1.7388
92	1.8453	1.8346	1.8293	1.8240	1.8188	1.8136	1.8033	1.7932	1.7832	1.7633	1.7439

Mass %	Density in g/mL										
	0 °C	10 °C	15 °C	20 °C	25 °C	30 °C	40 °C	50 °C	60 °C	80 °C	100 °C
93	1.8490	1.8384	1.8331	1.8279	1.8227	1.8176	1.8074	1.7974	1.7876	1.7681	1.7485
94	1.8520	1.8415	1.8363	1.8312	1.8260	1.8210	1.8109	1.8011	1.7914		
95	1.8544	1.8439	1.8388	1.8337	1.8286	1.8236	1.8137	1.8040	1.7944		
96	1.8560	1.8457	1.8406	1.8355	1.8305	1.8255	1.8157	1.8060	1.7965		
97	1.8569	1.8466	1.8414	1.8364	1.8314	1.8264	1.8166	1.8071	1.7977		
98	1.8567	1.8463	1.8411	1.8361	1.8310	1.8261	1.8163	1.8068	1.7976		
99	1.8551	1.8445	1.8393	1.8342	1.8292	1.8242	1.8145	1.8050	1.7958		
100	1.8517	1.8409	1.8357	1.8305	1.8255	1.8205	1.8107	1.8013	1.7922		

DENSITY OF ETHANOL–WATER MIXTURES

This table gives the density of mixtures of ethanol and water as a function of composition and temperature. The composition is specified in weight percent of ethanol, i.e., mass of ethanol per 100 g of solution. Values from the reference have been converted to true densities.

Reference

Washburn, E. W., Ed., *International Critical Tables of Numerical Data of Physics, Chemistry, and Technology*, Vol. 3, McGraw-Hill, New York, 1926–1932.

Weight % Ethanol	Density in g/cm ³						
	10 °C	15 °C	20 °C	25 °C	30 °C	35 °C	40 °C
0	0.99970	0.99910	0.99820	0.99705	0.99565	0.99403	0.99222
5	0.99095	0.99029	0.98935	0.98814	0.98667	0.98498	0.98308
10	0.98390	0.98301	0.98184	0.98040	0.97872	0.97682	0.97472
15	0.97797	0.97666	0.97511	0.97331	0.97130	0.96908	0.96667
20	0.97249	0.97065	0.96861	0.96636	0.96392	0.96131	0.95853
25	0.96662	0.96421	0.96165	0.95892	0.95604	0.95303	0.94988
30	0.95974	0.95683	0.95379	0.95064	0.94738	0.94400	0.94052
35	0.95159	0.94829	0.94491	0.94143	0.93787	0.93422	0.93048
40	0.94235	0.93879	0.93515	0.93145	0.92767	0.92382	0.91989
45	0.93223	0.92849	0.92469	0.92082	0.91689	0.91288	0.90881
50	0.92159	0.91773	0.91381	0.90982	0.90577	0.90165	0.89747
55	0.91052	0.90656	0.90255	0.89847	0.89434	0.89013	0.88586
60	0.89924	0.89520	0.89110	0.88696	0.88275	0.87848	0.87414
65	0.88771	0.88361	0.87945	0.87524	0.87097	0.86664	0.86224
70	0.87599	0.87184	0.86763	0.86337	0.85905	0.85467	0.85022
75	0.86405	0.85985	0.85561	0.85131	0.84695	0.84254	0.83806
80	0.85194	0.84769	0.84341	0.83908	0.83470	0.83027	0.82576
85	0.83948	0.83522	0.83093	0.82658	0.82218	0.81772	0.81320
90	0.82652	0.82225	0.81795	0.81360	0.80920	0.80476	0.80026
95	0.81276	0.80850	0.80422	0.79989	0.79553	0.79112	0.78668
100	0.79782	0.79358	0.78932	0.78504	0.78073	0.77639	0.77201

DIELECTRIC STRENGTH OF INSULATING MATERIALS

L. I. Berger

The loss of the dielectric properties by a sample of a gaseous, liquid, or solid insulator as a result of application to the sample of an electric field* greater than a certain critical magnitude is called *dielectric breakdown*. The critical magnitude of electric field at which the breakdown of a material takes place is called the *dielectric strength* of the material (or *breakdown voltage*). The dielectric strength of a material depends on the specimen thickness (as a rule, thin films have greater dielectric strength than that of thicker samples of a material), the electrode shape**, the rate of the applied voltage increase, the shape of the voltage vs. time curve, and the medium surrounding the sample, e.g., air or other gas (or a liquid — for solid materials only).

Breakdown in Gases

The current carriers in gases are free electrons and ions generated by external radiation. The equilibrium concentration of these particles at normal pressure is about 10^3 cm^{-3} , and hence the electrical conductivity is very small, of the order of $10^{-16} - 10^{-15} \text{ S/cm}$. But in a strong electric field, these particles acquire kinetic energy along their free path, large enough to ionize the gas molecules. The new charged particles ionize more molecules; this avalanche-like process leads to formation between the electrodes of channels of conducting plasma (streamers), and the electrical resistance of the space between the electrodes decreases virtually to zero.

Because the dielectric strength (breakdown voltage) of gases strongly depends on the electrode geometry and surface condition and the gas pressure, it is generally accepted to present the data for a particular gas as a fraction of the dielectric strength of either nitrogen or sulfur hexafluoride measured at the same conditions. In Table 1, the data are presented in comparison with the dielectric strength of nitrogen, which is considered equal to 1.00. For convenience to the reader, a few average magnitudes of the dielectric strength of some gases are expressed in kilovolts per millimeter. The data in the table relate to the standard conditions, unless indicated otherwise.

Breakdown in Liquids

If a liquid is pure, the breakdown mechanism in it is similar to that in gases. If a liquid contains liquid impurities in the form of small drops with greater dielectric constant than that of the main liquid, the breakdown is the result of formation of ellipsoids from these drops by the electric field. In a strong enough electric field, these ellipsoids merge and form a high-conductivity channel between the electrodes. The current increases the temperature in the channel, liquid boils, and the current along the steam canal leads to breakdown. Formation of a conductive channel (bridge) between

the electrodes is observed also in liquids with solid impurities. If a liquid contains gas impurities in the form of small bubbles, breakdown is the result of heating of the liquid in strong electric fields. In the locations with the highest current density, the liquid boils, the size of the gas bubbles increases, they merge and form gaseous channels between the electrodes, and the breakdown medium is again the gas plasma.

Breakdown in Solids

It is known that the current in solid insulators does not obey Ohm's law in strong electric fields. The current density increases almost exponentially with the electric field, and at a certain field magnitude it jumps to very high magnitudes at which a specimen of a material is destroyed. The two known kinds of electric breakdown are thermal and electrical breakdowns. The former is the result of material heating by the electric current. Destruction of a sample of a material happens when, at a certain voltage, the amount of heat produced by the current exceeds the heat release through the sample surface; the breakdown voltage in this case is proportional to the square root of the ratio of the thermal conductivity and electrical conductivity of the material. A semi-empirical expression for dependence of the breakdown voltage, V_B , on the physical properties and geometry of a sample of a solid material for the one-dimensional case is

$$V_B = [A \rho \kappa / a \phi(d)]^{1/2}$$

where A is a numerical constant related to the system of units used, ρ and κ are the volume resistivity and thermal conductivity of the sample material, a is a constant related to the chemical bond nature and crystal structure of the sample material, and $\phi(d)$ is a function of the sample geometry, first of all, thickness, d (see, e.g., Ref. R6). In the majority of materials, $\phi(d)$ increases with d , hence, the magnitude of V_B is greater in the thinner samples of a particular material.

The electrical breakdown results from the tunneling of the charge carriers from electrodes or from the valence band or from the impurity levels into the conduction band, or by the impact ionization. The tunnel effect breakdown happens mainly in thin layers, e.g., in thin p-n junctions. Otherwise, the impact ionization mechanism dominates. For this mechanism, the dielectric strength of an insulator can be estimated using Boltzmann's kinetic equation for electrons in a crystal.

In the following tables, the dielectric strength values are for room temperature and normal atmospheric pressure, unless indicated otherwise.

* The unit of electric field in the SI system is newton per coulomb or volt per meter.

** For example, the U.S. standard ASTM D149 is based on use of symmetrical electrodes, while per U.K. standard BS2918 one electrode is a plane and the other is a rod with the axis normal to the plane.

TABLE 1. Dielectric Strength of Gases

Material	Dielectric* strength	Ref.	Material	Dielectric* strength	Ref.
Nitrogen, N ₂	1.00		Trichlorofluoromethane, CCl ₃ F	3.50	1
Hydrogen, H ₂	0.50	1,2		4.53	2
Helium, He	0.15	1	Trichloromethane, CHCl ₃	4.2	1
Oxygen, O ₂	0.92	2		4.39	2
Air	0.97	6	Methylamine, CH ₃ NH ₂	0.81	1
Air (flat electrodes), kV/mm	3.0	3	Difluoromethane, CH ₂ F ₂	0.79	2
Air, kV/mm	0.4-0.7	4	Trifluoromethane, CHF ₃	0.71	2
Air, kV/mm	1.40	5	Bromochlorodifluoromethane, CF ₂ ClBr	3.84	2
Neon, Ne	0.25	1	Chlorodifluoromethane, CHClF ₂	1.40	1
	0.16	2		1.11	2
Argon, Ar	0.18	2	Dichlorofluoromethane, CHCl ₂ F	1.33	1
Chlorine, Cl ₂	1.55	1		2.61	2
Carbon monoxide, CO	1.02	1	Chlorofluoromethane, CH ₂ ClF	1.03	1
	1.05	2	Hexafluoroethane, C ₂ F ₆	1.82	1
Carbon dioxide, CO ₂	0.88	1		2.55	2
	0.82	2	Ethyne (Acetylene), C ₂ H ₂	1.10	1
	0.84	6		1.11	2
Nitrous oxide, N ₂ O	1.24	2	Chloropentafluoroethane, C ₂ ClF ₅	2.3	1
Sulfur dioxide, SO ₂	2.63	2		3.0	6
	2.68	6	Dichlorotetrafluoroethane, C ₂ Cl ₂ F ₄	2.52	1
Sulfur monochloride, S ₂ Cl ₂	1.02	1	Chlorotrifluoroethylene, C ₂ ClF ₃	1.82	2
(at 12.5 Torr)			1,1,1-Trichloro-2,2,2-trifluoroethane	6.55	2
Thionyl fluoride, SOF ₂	2.50	1	1,1,2-Trichloro-1,2,2-trifluoroethane	6.05	2
Sulfur hexafluoride, SF ₆	2.50	1	Chloroethane, C ₂ H ₅ Cl	1.00	1
	2.63	2	1,1-Dichloroethane	2.66	2
Sulfur hexafluoride, SF ₆ , kV/mm	8.50	7	Trifluoroacetonitrile, CF ₃ CN	3.5	1
	9.8	8	Acetonitrile, CH ₃ CN	2.11	2
Perchloryl fluoride, ClO ₃ F	2.73	1	Dimethylamine, (CH ₃) ₂ NH	1.04	1
Tetrachloromethane, CCl ₄	6.33	1	Ethylamine, C ₂ H ₅ NH ₂	1.01	1
	6.21	2	Ethylene oxide (oxirane), CH ₃ CHO	1.01	1
Tetrafluoromethane, CF ₄	1.01	1	Perfluoropropene, C ₃ F ₆	2.55	2
Methane, CH ₄	1.00	1	Octafluoropropane, C ₃ F ₈	2.19	1
	1.13	2		2.47	2
Bromotrifluoromethane, CF ₃ Br	1.35	1	3,3,3-Trifluoro-1-propene, CH ₂ CHCF ₃	2.11	2
	1.97	2	Pentafluoroisocynoethane, C ₂ F ₅ NC	4.5	1
Bromomethane, CH ₃ Br	0.71	2	1,1,1,4,4,4-Hexafluoro-2-butyne, CF ₃ CCCCF ₃	5.84	2
Chloromethane, CH ₃ Cl	1.29	2	Octafluorocyclobutane, C ₄ F ₈	3.34	2
Iodomethane, CH ₃ I	3.02	2	1,1,1,2,3,4,4,4-Octafluoro-2-butene	2.8	1
Iodomethane, CH ₃ I, at 370 Torr	2.20	7	Decafluorobutane, C ₄ F ₁₀	3.08	1
Dichloromethane, CH ₂ Cl ₂	1.92	2	Perfluorobutanenitrile, C ₃ F ₇ CN	5.5	1
Dichlorodifluoromethane, CCl ₂ F ₂	2.42	1	Perfluoro-2-methyl-1,3-butadiene, C ₅ F ₈	5.5	1
	2.63	2,6	Hexafluorobenzene, C ₆ F ₆	2.11	2
Chlorotrifluoromethane, CClF ₃	1.43	1	Perfluorocyclohexane, C ₆ F ₁₂ , (saturated vapor)	6.18	2
	1.53	2			

* Relative to nitrogen, unless units of kV/mm are indicated.

TABLE 2. Dielectric Strength of Liquids

Material	Dielectric strength kV/mm	Ref.	Material	Dielectric strength kV/mm	Ref.
Helium, He, liquid, 4.2 K	10	9	Octane, C ₈ H ₁₈	16.6	14
Static	10	11		20.4	15
Dynamic	5	11		179	17,18
	23	12	Ethylbenzene, C ₈ H ₁₀	226	17,18
Nitrogen, N ₂ , liquid, 77K			Propylbenzene, C ₉ H ₁₂	250	17,18
Coaxial cylinder electrodes	20	10	Isopropylbenzene, C ₉ H ₁₂	238	17,18
Sphere to plane electrodes	60	10	Decane, C ₁₀ H ₂₂	192	17,18
Water, H ₂ O, distilled	65-70	13	Synthetic Paraffin Mixture		
Carbon tetrachloride, CCl ₄	5.5	14	Synfluid 2cSt PAO	29.5	37
	16.0	15	Butylbenzene, C ₁₀ H ₁₄	275	17,18
Hexane, C ₆ H ₁₄	42.0	16	Isobutylbenzene, C ₁₀ H ₁₄	222	17,18
Two 2.54 cm diameter spherical electrodes, 50.8 μm space	156	17,18	Silicone oils—polydimethylsiloxanes, (CH ₃) ₃ Si-O-[Si(CH ₃) ₂] _x -O-Si(CH ₃) ₃		
Cyclohexane, C ₆ H ₁₂	42-48	16	Polydimethylsiloxane silicone fluid	15.4	20
2-Methylpentane, C ₆ H ₁₄	149	17,18	Dimethyl silicone	24.0	21,22
2,2-Dimethylbutane, C ₆ H ₁₄	133	17,18	Phenylmethyl silicone	23.2	22
2,3-Dimethylbutane, C ₆ H ₁₄	138	17,18	Silicone oil, Basilone M50	10-15	23
Benzene, C ₆ H ₆	163	17,18	Mineral insulating oils	11.8	6
Chlorobenzene, C ₆ H ₅ Cl	7.1	14	Polybutene oil for capacitors	13.8	6
	18.8	15	Transformer dielectric liquid	28-30	6
2,2,4-Trimethylpentane, C ₈ H ₁₈	140	17,18	Isopropylbiphenyl capacitor oil	23.6	6
Phenylxylethane	23.6	19	Transformer oil	110.7	24
Heptane, C ₇ H ₁₆	166	17,18	Transformer oil Agip ITE 360	9-12.6	23
2,4-Dimethylpentane, C ₇ H ₁₆	133	17,18	Perfluorinated hydrocarbons		
Toluene, C ₆ H ₅ CH ₃	199	17,18	Fluorinert FC 6001	8.0	23
	46	16	Fluorinert FC 77	10.7	23
	12.0	14	Perfluorinated polyethers		
	20.4	15	Galden XAD (Mol. wt. 800)	10.5	23
			Galden D40 (Mol. wt. 2000)	10.2	23
			Castor oil	65	25

TABLE 3. Dielectric Strength of Solids

Material	Dielectric strength kV/mm	Ref	Material	Dielectric strength kV/mm	Ref
Sodium chloride, NaCl, crystalline	150	26	Phlogopite, amber, natural	118	6
Potassium bromide, KBr, crystalline	80	26	Fluorophlogopite, synthetic	118	6
Ceramics			Glass-bonded mica	14.0-15.7	6
Alumina (99.9% Al ₂ O ₃)	13.4	6,27a	Thermoplastic Polymers		
Aluminum silicate, Al ₂ SiO ₅	5.9	6	Polypropylene	23.6	6
Berillia (99% BeO)	13.8	6,27b	Amide polymer nylon 6/6, dry	23.6	6
Boron nitride, BN	37.4	6	Polyamide-imide copolymer	22.8	6
Cordierite, Mg ₂ Al ₄ Si ₅ O ₁₈	7.9	6,27c	Modified polyphenylene oxide	21.7	6
Forsterite, Mg ₂ SiO ₄	9.8	28	Polystyrene	19.7	6
Porcelain	35-160	26	Polymethyl methacrylate	19.7	6
Steatite, Mg ₃ Si ₄ O ₁₁ •H ₂ O	9.1-15.4	6	Polyetherimide	18.9	6
Titanates of Mg, Ca, Sr, Ba, and Pb	20-120	3	Amide polymer nylon 11(dry)	16.7	6
Barium titanate, glass bonded	>30	36	Polysulfone	16.7	6
Zirconia, ZrO ₂	11.4	29	Styrene-acrylonitrile copolymer	16.7	6
Glasses			Acrylonitrile-butadiene-styrene	16.7	6
Fused silica, SiO ₂	470-670	26	Polyethersulfone	15.7	6
Alkali-silicate glass	200	26	Polybutylene terephthalate	15.7	6
Standard window glass	9.8-13.8	28	Polystyrene-butadiene copolymer	15.7	6
Micas			Acetal homopolymer	15.0	6
Muscovite, ruby, natural	118	6	Acetal copolymer	15.0	6
			Polyphenylene sulfide	15.0	6

Material	Dielectric strength kV/mm	Ref	Material	Dielectric strength kV/mm	Ref
Polycarbonate	15.0	6	Rigid, two-part	70.9	6
Acetal homopolymer resin (molding resin)	15.0	6	Semiflexible high-bond thixotropic	78.7	6
Acetal copolymer resin	15.0	6	Rigid high-bond high-flash freon-resistant	68.9	6
Thermosetting Molding Compounds			Baking type epoxy varnish		
Glass-filled allyl (Type GDI-30 per MIL-M-14G)	15.7	6	Solventless, rigid, low viscosity, one-part	90.6	6
Glass-filled epoxy, electrical grade	15.4	6	Solventless, semiflexible, one-part	82.7	6
Glass-filled phenolic (Type GPI-100 per MIL-M-14G)	15.0	6	Solventless, semirigid, chemical resistant, low dielectric constant	106.3	6
Glass-filled alkyd/polyester (Type MAI-60 per MIL-M-14G)	14.8	6	Solvable, for hermetic electric motors	181.1	6
Glass-filled melamine (Type MMI-30 per MIL-M-14G)	13.4	6	Polyurethane coating		
Extrusion Compounds for High-Temperature Insulation			Clear conformal, fast cure		
Polytetrafluoroethylene	19.7	6	Standard conditions	78.7	6
Perfluoroalkoxy polymer	21.7	6	Immersion conditions	47.2	6
Fluorinated ethylene-propylene copolymer	19.7	6	Insulating Films and Tapes		
Ethylene-tetrafluoroethylene copolymer	15.7	6	Low-density polyethylene film (40 µm thick)	300	31
Polyvinylidene fluoride	10.2	6	Poly- <i>p</i> -xylylene film	410-590	32
Ethylene-chlorotrifluoroethylene copolymer	19.3	6	Aromatic polymer films		
Polychlorotrifluoroethylene	19.7	6	Kapton H (Du Pont)	389-430	33
Extrusion Compounds for Low-Temperature Insulation			Ultem (GE Plastic and Roem AG)	437-565	33
Polyvinyl chloride			Hostaphan (Hoechst AG)	338-447	33
Flexible	11.8-15.7	30	Amorphous Stabar K2000 (ICI film)	404-422	33
Rigid	13.8-19.7	30	Stabar S100 (ICI film)	353-452	33
Polyethylene	18.9	28	Polyetherimide film (26 µm)	486	34
Polyethylene, low-density	21.7	6	Parylene N/D (poly- <i>p</i> -xylylene/poly- dichloro- <i>p</i> -xylylene) 25 µm film	275	6
	300	31	Cellulose acetate film	157	6
Polyethylene, high-density	19.7	6	Cellulose triacetate film	157	6
Polypropylene/polyethylene copolymer	23.6	6	Polytetrafluoroethylene film	87-173	6
Embedding Compounds			Perfluoroalkoxy film	157-197	6
Basic epoxy resin:	19.7	6	Fluorinated ethylene-propylene copolymer film	197	6
bisphenol-A/epichlorohydrin polycondensate			Ethylene-tetrafluoroethylene film	197	6
Cycloaliphatic epoxy: alicyclic diepoxy carboxylate	19.7	6	Ethylene-chlorotrifluoroethylene copolymer film	197	6
Polyetherketone	18.9	30	Polychlorotrifluoroethylene film	118-153.5	6
Polyurethanes			High-voltage rubber insulating tape	28	6
Two-component, polyol-cured	25.4	6	Composites		
Two-part solventless, polybutylene-based	24.0	6	Isophthalic polyester (vinyl toluene monomer) filled with		
Silicones			Calcium carbonate, CaCO ₃	15.0	38
Clear two-part heat curing electrical grade silicone embedding resin	21.7	6	Gypsum, CaSO ₄	14.4	38
Red insulating enamel (MIL-E-22118)			Alumina trihydrate	15.4	38
Dry	47.2	6	Clay	14.4	38
Wet	11.8	6	BPA fumarate polyester (vinyl toluene monomer) filled with		
Enamels			Calcium carbonate	6.1	38
Red enamel, fast cure			Gypsum	5.9	38
Standard conditions	78.7	6	Alumina trihydrate	11.8	38
Immersion conditions	47.2	6	Clay	12.6	38
Black enamel			Polysulfone resin—30% glass fiber	16.5-18.7	38
Standard conditions	70.9	6	Polyamid resin (Nylon 66)— 30% carbon fiber	13.0	38
Immersion conditions	47.2	6	Polyimide thermoset resin, glass reinforced	12.0	39
Varnishes			Polyester resin (thermoplastic)—		
Vacuum-pressure impregnated baking type solventless polyester varnish					

Material	Dielectric strength kV/mm	Ref	Material	Dielectric strength kV/mm	Ref
40% glass fiber	20.0	38	Room-temperature vulcanized silicone rubber	9.2-10.9	35
Epoxy resin (diglycidyl ether of bisphenol A), glass reinforced	16.0	40	Ureas (from carbamide to tetraphenylurea)	11.8-15.7	28
Various Insulators			Dielectric papers		
Rubber, natural	100-215	26	Aramid paper, calendered	28.7	6
Butyl rubber	23.6	6	Aramid paper, uncalendered	12.2	6
Neoprene	15.7-27.6	6	Aramid with Mica	39.4	6
Silicone rubber	26-36	6			

References

1. Vijh, A. K., *IEEE Trans.*, EI-12, 313, 1997.

2. Brand, K. P., *IEEE Trans.*, EI-17, 451, 1982.

3. *Encyclopedic Dictionary in Physics*, Vedensky, B. A. and Vul, B. M., Eds., Vol. 4, Soviet Encyclopedia Publishing House, Moscow, 1965.

4. Kubuki, M., Yoshimoto, R., Yoshizumi, K., Tsuru, S., and Hara, M., *IEEE Trans.*, DEI-4, 92, 1997.

5. Al-Arainy, A. A., Malik, N. H., and Qureshi, M. I., *IEEE Trans.*, DEI-1, 305, 1994.

6. Shugg, W. T., *Handbook of Electrical and Electronic Insulating Materials*, Van Nostrand Reinhold, New York, 1986.

7. Devins, J. C., *IEEE Trans.*, EI-15, 81, 1980.

8. Xu, X., Jayaram, S., and Boggs, S. A., *IEEE Trans.*, DEI-3, 836, 1996.

9. Okubo, H., Wakita, M., Chigusa, S., Nayakawa, N., and Hikita, M., *IEEE Trans.*, DEI-4, 120, 1997.

10. Hayakawa, H., Sakakibara, H., Goshima, H., Hikita, M., and Okubo, H., *IEEE Trans.*, DEI-4, 127, 1997.

11. Okubo, H., Wakita, M., Chigusa, S., Hayakawa, N., and Hikita, M., *IEEE Trans.*, DEI-4, 220, 1997.

12. Von Hippel, A. R., *Dielectric Materials and Applications*, MIT Press, Cambridge, MA, 1954.

13. Jones, H. M. and Kunhards, E. E., *IEEE Trans.*, DEI-1, 1016, 1994.

14. Nitta, Y. and Ayhara, Y., *IEEE Trans.*, EI-11, 91, 1976.

15. Gallagher, T. J., *IEEE Trans.*, EI-12, 249, 1977.

16. Wong, P. P. and Forster, E. O., in *Dielectric Materials. Measurements and Applications*, IEE Conf. Publ. 177, 1, 1979.

17. Kao, K. C. *IEEE Trans.*, EI-11, 121, 1976.

18. Sharbaugh, A. H., Crowe, R. W., and Cox, E. B., *J. Appl. Phys.*, 27, 806, 1956.

19. Miller, R. L., Mandelcorn, L., and Mercier, G. E., in *Proc. Intl. Conf. on Properties and Applications of Dielectric Materials*, Xian, China, June 24-28, 1985; cited in Ref. 6, p. 492.

20. Hakim, R. M., Oliver, R. G., and St-Onge, H., *IEEE Trans.*, EI-12, 360, 1977.

21. Hosticka, C., *IEEE Trans.*, 389, 1977.

22. Yasufuku, S., Umemura, T., and Ishioka, Y., *IEEE Trans.*, EI-12, 402, 1977.

23. Forster, E. O., Yamashita, H., Mazzetti, C., Pompini, M., Caroli, L., and Patrissi, S., *IEEE Trans.*, DEI-1, 440, 1994.

24. Bell, W. R., *IEEE Trans.*, 281, 1977.

25. Ramu, T. C. and Narayana Rao, Y., in *Dielectric Materials. Measurements and Applications*, IEE Conf. Publ. 177, 37.

26. Skanavi, G. I., *Fizika Dielektrikov; Oblast Silnykh Polei* (Physics of Dielectrics; Strong Fields). Gos. Izd. Fiz. Mat. Nauk (State Publ. House for Phys. and Math. Scis.), Moscow, 1958.

27. Kleiner, R. N., in *Practical Handbook of Materials Science*, Lynch, C. T., Ed., CRC Press, 1989; 27a: p. 304; 27b: p.300; 27c: p. 316.

28. *Materials Selector Guide. Materials and Methods*, Reinhold Publ., New York, 1973.

29. Flinn, R. A. and Trojan, P. K., *Engineering Materials and Their Applications*, 2nd ed., Houghton Mifflin, 1981, p. 614.

30. Lynch, C. T., Ed., *Practical Handbook of Materials Science*, CRC Press, Boca Raton, FL, 1989.

31. Suzuki, H., Mukai, S., Ohki, Y., Nakamichi, Y., and Ajiki, K., *IEEE Trans.*, DEI-4, 238, 1997.

32. Mori, T., Matsuoka, T., and Muzitani, T., *IEEE Trans.*, DEI-1, 71, 1994.

33. Bjellheim, P. and Helgee, B., *IEEE Trans.*, DEI-1, 89, 1994.

34. Zheng, J. P., Cygan, P. J., and Jow, T. R., *IEEE Trans.*, DEI-3, 144, 1996.

35. Danukas, M. G., *IEEE Trans.*, DEI-1, 1196, 1994.

36. Burn, I. and Smithe, D. H., *J. Mater. Sci.*, 7, 339, 1972.

37. Hope, K.D., Chevron Chemical, Private Communication.

38. *Engineering Materials Handbook*, Vol. 1, Composites, C.A. Dostal, Ed., ASM Intl., 1987.

39. 1985 Materials Selector, *Mater. Eng.*, (12) 1984.

40. *Modern Plastics Encyclopedia*, McGraw-Hill, v. 62 (No. 10A) 1985–1986.

Review Literature on the Subject

R1. Kuffel, E. and Zaengl, W. S., *HV Engineering Fundamentals*, Pergamon, 1989.

R2. Kok, J. A., *Electrical Breakdown of Insulating Liquids*, Phillips Tech. Library, Cleaver-Hum, London, 1961.

R3. Gallagher, T. J., *Simple Dielectric Liquids*, Clarendon, Oxford, 1975.

R4. Meek, J. M. and Craggs, J. D., Eds., *Electric Breakdown in Gases*, John Wiley & Sons, 1976.

R5. Von Hippel, A. R., *Dielectric Materials and Applications*, MIT Press, Cambridge, MA, 1954.

R6. O'Dwyer, J. J. *The Theory of Dielectric Breakdown of Solids*, Clarendon Press, 1964.

COEFFICIENT OF FRICTION

The coefficient of friction between two surfaces is the ratio of the force required to move one over the other to the force pressing the two together. Thus if F is the minimum force needed to move one surface over the other, and W is the force pressing the surfaces together, the coefficient of friction μ is given by $\mu = F/W$. A greater force is generally needed to initiate movement from rest than to continue the motion once sliding has started. Thus the static coefficient of friction μ (static) is usually larger than the sliding or kinetic coefficient μ (sliding).

This table gives characteristic values of both the static and sliding coefficients of friction for a number of material combinations. In each case Material 1 is moving over the surface of Material 2.

The type of lubrication or any other special condition is indicated in the third column. All values refer to room temperature unless otherwise indicated. It should be emphasized that the coefficient of friction is very sensitive to the condition of the surface, so that these values represent only a rough guide.

References

1. Minshall, H., in *CRC Handbook of Chemistry and Physics*, 73rd Edition, Lide, D. R., Ed., CRC Press, Boca Raton, FL, 1992.
2. Fuller, D. D., in *American Institute of Physics Handbook*, 3rd Edition, Gray, D. E., Ed., McGraw-Hill, New York, 1972.

Material 1	Material 2	Conditions	μ (static)	μ (sliding)
Metals				
Hard steel	Hard steel	Dry	0.78	0.42
		Castor oil	0.15	0.081
		Steric acid	0.005	0.029
		Lard	0.11	0.084
		Light mineral oil	0.23	
		Graphite		0.058
Hard steel	Graphite	Dry	0.21	
Mild steel	Mild steel	Dry	0.74	0.57
		Oleic acid		0.09
Mild steel	Phosphor bronze	Dry		0.34
Mild steel	Cast iron	Dry		0.23
Mild steel	Lead	Dry	0.95	0.95
		Mineral oil	0.5	0.3
Mild steel	Brass	Dry	0.35	
Cast iron	Cast iron	Dry	1.10	0.15
Aluminum	Aluminum	Dry	1.05	1.4
Aluminum	Mild steel	Dry	0.61	0.47
Brass	Mild steel	Dry	0.51	0.44
		Castor oil	0.11	
Brass	Cast iron	Dry		0.30
Bronze	Cast iron	Dry		0.22
Cadmium	Mild steel	Dry		0.46
Copper	Copper	Dry	1.6	
Copper	Mild steel	Dry	0.53	0.36
		Oleic acid		0.18
Copper	Cast iron	Dry	1.05	0.29
Copper	Glass	Dry	0.68	0.53
Lead	Cast iron	Dry		0.43
Magnesium	Magnesium	Dry	0.6	
Magnesium	Mild steel	Dry		0.42
Magnesium	Cast iron	Dry		0.25
Nickel	Nickel	Dry	1.10	0.53
Nickel	Mild steel	Dry		0.64
Tin	Cast iron	Dry		0.32
Zinc	Cast iron	Dry	0.85	0.21
Nonmetals				
Diamond	Diamond	Dry	0.1	
Diamond	Metals	Dry	0.12	
Garnet	Mild steel	Dry		0.39

Material 1	Material 2	Conditions	μ (static)	μ (sliding)
Glass	Glass	Dry	0.94	0.4
Glass	Nickel	Dry	0.78	0.56
Graphite	Graphite	Dry	0.1	
Mica	Mica	Freshly cleaved	1.0	
Nylon	Nylon	Dry	0.2	
Nylon	Steel	Dry	0.40	
Polyethylene	Polyethylene	Dry	0.2	
Polyethylene	Steel	Dry	0.2	
Polystyrene	Polystyrene	Dry	0.5	
Polystyrene	Steel	Dry	0.3	
Sapphire	Sapphire	Dry	0.2	
Teflon	Teflon	Dry	0.04	0.04
Teflon	Steel	Dry	0.04	0.04
Tungsten carbide	Tungsten carbide	Dry, room temp.	0.17	
		Dry, 1000 °C	0.45	
		Dry, 1600 °C	1.8	
		Oleic acid	0.12	
Tungsten carbide	Graphite	Dry	0.15	
Tungsten carbide	Steel	Dry	0.5	
		Oleic acid	0.08	
<i>Miscellaneous Materials</i>				
Cotton	Cotton	Threads	0.3	
Leather	Cast iron	Dry	0.6	0.56
Leather	Oak	Parallel to grain	0.61	0.52
Oak	Oak	Parallel to grain	0.62	0.48
		Perpendicular to grain	0.54	0.32
Silk	Silk	Clean	0.25	
Wood	Wood	Dry	0.35	
		Wet	0.2	
Wood	Brick	Dry	0.6	
Wood	Leather	Dry	0.35	
<i>Various Materials on Ice and Snow</i>				
Ice	Ice	Clean, 0 °C	0.1	0.02
		Clean, −12 °C	0.3	0.035
		Clean, −80 °C	0.5	0.09
Aluminum	Snow	Wet, 0 °C	0.4	
		Dry, 0 °C	0.35	
Brass	Ice	Clean, 0 °C		0.02
		Clean, −80 °C		0.15
Nylon	Snow	Wet, 0 °C	0.4	
		Dry, −10 °C	0.3	
Teflon	Snow	Wet, 0 °C	0.05	
		Dry, 0 °C	0.02	
Wax, ski	Snow	Wet, 0 °C	0.1	
		Dry, 0 °C	0.04	
		Dry, −10 °C	0.2	

FLAME TEMPERATURES

This table gives the adiabatic flame temperatures for stoichiometric mixtures of various fuels and oxidizers. The temperatures are calculated from thermodynamic and transport properties under ideal adiabatic conditions, using methods described in the reference.

Reference

Fristrom, R. M., *Flame Structures and Processes*, Oxford University Press, New York, 1995.

Adiabatic Flame Temperature in K for Various Fuel-Oxidizer Combinations

Fuel	Oxidizer							
	Air	O ₂	F ₂	Cl ₂	N ₂ O	NO	ClO ₂	O ₃
<i>Organic liquids and gases</i>								
Acetaldehyde	2288							
Acetone	2253							
Acetylene	2607							
Benzene	2363							
Butane	2248							
Carbon disulfide	2257							
Cyanogen	2596	4855						5207
Cyclohexane	2250							
Cyclopropane	2370							
Decane	2286							
Ethane	2244							
Ethanol	2238							
Ethylene	2375							
Hexane	2238							
Methane	2236							
Methanol	2222							
Oxirane	2177							
Pentane	2250							
Propane	2250							
Toluene	2344							
<i>Solids</i>								
Aluminum		4005						
Lithium		2711						
Phosphorus (white)		3242						
Zirconium		4278						
<i>Other</i>								
Ammonia		2845						
Carbon monoxide	1388							
Diborane		3350						
Hydrazine		3037						
Hydrogen	2169	3000	4006	2493	2965	3127	3098	
Hydrogen sulfide	2091	3414						
Phosphine		3139						
Silane		3043						

ALLOCATION OF FREQUENCIES IN THE RADIO SPECTRUM

In the United States the National Telecommunications and Information Administration (NTIA) has responsibility for assigning each portion of the radio spectrum (9 kHz to 300 GHz) for different uses. These assignments must be compatible with the rules of the International Telecommunications Union (ITU), to which the United States is bound by treaty. The current assignments are given in a wall chart (Reference 1) and may also be found on the NTIA web site (Reference 2). The list below summarizes the broad features of the spectrum allocation, with particular attention to those sections of scientific interest. The references should be con-

sulted for details of the allocations in the frequency bands listed here, which in some cases are quite complex.

References

1. *United States Frequency Allocations*, 1996 Spectrum Wall Chart, Stock No. 003-000-00652-2, U. S. Government Printing Office, P. O. Box 371954, Pittsburgh, PA 15250-7954.
2. <http://www.ntia.doc.gov/files/ntia/publications/2003-allochrt.pdf>.

Frequency range	Allocation
9–19.95 kHz	Maritime communication, navigation
19.95–20.05 kHz	Standard frequency and time signal (also at 60 kHz and 2.5, 5, 10, 15, 20, 25 MHz)
20.05–535 kHz	Maritime and aeronautical communication, navigation
535–1605 kHz	AM radio broadcasting
1605–3500 kHz	Mobile communication and navigation, amateur radio (1800–1900 kHz)
3.5–4.0 MHz	Amateur radio
4.0–5.95 MHz	Mobile communication
5.95–13.36 MHz	Mobile communication, amateur, short-wave broadcasting
13.36–13.41 MHz	Radioastronomy
13.41–25.55 MHz	Mobile communication, amateur, short-wave broadcasting
25.55–25.67 MHz	Radioastronomy
25.67–37.5 MHz	Mobile communication, amateur, short-wave broadcasting
37.5–38.25 MHz	Radioastronomy
38.25–50.0 MHz	Mobile communication
50.0–54.0 MHz	Amateur
54.0–72.0 MHz	TV channels 2–4
72.0–73.0 MHz	Mobile communication
73.0–74.6 MHz	Radioastronomy
74.6–76.0 MHz	Mobile communication
76.0–88.0 MHz	TV channels 5–6
88.0–108.0 MHz	FM radio broadcasting
108.0–118.0 MHz	Aeronautical navigation
118.0–174.0 MHz	Mobile communication, space research, meteorological satellites
174.0–216.0 MHz	TV channels 7–13
216.0–400.05 MHz	Mobile communication
400.05–400.15 MHz	Standard frequency and time satellite (also 20 and 25 GHz)
400.15–406.1 MHz	Meteorological aids (radiosonde)
406.1–410.0 MHz	Radioastronomy
410.0–470.0 MHz	Mobile communication, amateur
470.0–512.0 MHz	TV channels 14–20
512.0–608.0 MHz	TV channels 21–36
608.0–614.0 MHz	Radioastronomy
614.0–806.0 MHz	TV channels 38–69
806–1400 MHz	Mobile communication, navigation
1400–1427 MHz	Radioastronomy, space research
1427–1660 MHz	Various navigation and satellite applications
1660–1710 MHz	Radioastronomy, space research, meteorology
1710–2655 MHz	Various navigation and satellite applications
2655–2700 MHz	Radioastronomy, space research
2.7–4.99 GHz	Various navigation and satellite applications
4.99–5.0 GHz	Radioastronomy, space research
5.0–10.6 GHz	Various navigation and satellite applications
10.6–10.7 GHz	Radioastronomy, space research
10.7–15.35 GHz	Various navigation and satellite applications
15.35–15.4 GHz	Radioastronomy, space research
15.4–22.21 GHz	Various navigation and satellite applications

Frequency range	Allocation
22.21–22.5 GHz	Radioastronomy, space research
22.25–23.6 GHz	Various navigation and satellite applications
23.6–24.0 GHz	Radioastronomy, space research
24.0–31.3 GHz	Various navigation and satellite applications
31.3–31.8 GHz	Radioastronomy, space research
31.8–42.5 GHz	Various navigation and satellite applications
42.5–43.5 GHz	Radioastronomy
43.5–51.4 GHz	Various navigation and satellite applications
51.4–54.25 GHz	Radioastronomy, space research
54.25–58.2 GHz	Space research
58.2–59.0 GHz	Radioastronomy, space research
59.0–64.0 GHz	Satellite applications
64.0–65.0 GHz	Radioastronomy, space research
65.0–72.77 GHz	Various navigation and satellite applications
72.77–72.91 GHz	Radioastronomy, space research
72.91–86.0 GHz	Various navigation and satellite applications
86.0–92.0 GHz	Radioastronomy, space research
92.0–105.0 GHz	Various navigation and satellite applications
105.0–116.0 GHz	Radioastronomy, space research
116.0–164.0 GHz	Various navigation and satellite applications
164.0–168.0 GHz	Radioastronomy, space research
168.0–182.0 GHz	Various navigation and satellite applications
182.0–185.0 GHz	Radioastronomy, space research
185.0–217.0 GHz	Various navigation and satellite applications
217.0–231.0 GHz	Radioastronomy, space research
231.0–265.0 GHz	Various navigation and satellite applications
265.0–275.0 GHz	Radioastronomy
275.0–300.0 GHz	Mobile communications

Section 16

Health and Safety Information

Abbreviations Used in the Assessment and Presentation of Laboratory Hazards	16-1
Incompatible Chemicals.....	16-2
Explosion (Shock) Hazards	16-4
Water-Reactive Chemicals.....	16-5
Testing Requirements for Peroxidizable Compounds	16-5
Tests for the Presence of Peroxides	16-6
Pyrophoric Compounds – Compounds That Are Reactive with Air.....	16-6
Flammability Hazards of Common Solvents	16-7
Selection of Laboratory Gloves.....	16-9
Selection of Protective Laboratory Garments	16-9
Selection of Respirator Cartridges and Filters	16-10
Materials Compatible with and Resistant to 72 Percent Perchloric Acid	16-11
Protective Clothing Levels.....	16-12
Chemical Fume Hoods and Biological Safety Cabinets	16-13
Gas Cylinder Safety and Stamped Markings	16-15
Flammability of Chemical Substances.....	16-16
Threshold Limits for Airborne Contaminants.....	16-32
Laser Hazards in the Laboratory	16-45
General Characteristics of Ionizing Radiation for the Purpose of Practical Application of Radiation Protection	16-47
Radiation Safety Units	16-48
Relative Dose Ranges from Ionizing Radiation	16-50
Annual Limits on Intakes of Radionuclides	16-51
Chemical Carcinogens	16-55

This page intentionally left blank

ABBREVIATIONS USED IN THE ASSESSMENT AND PRESENTATION OF LABORATORY HAZARDS

Thomas J. Bruno and Paris D. N. Svoronos

The following abbreviations are commonly encountered in presentations of laboratory and industrial hazards. The reader is urged to consult the references (Refs. 1 and 2) for additional information.

CC – Closed Cup; method for the measurement of the flash point. With this method, sample vapors are not allowed to escape as they can with the open cup method. Because of this, flash points measured with the CC method are usually a few degrees lower than those measured with the OC. The choice between CC and OC is dependent on the (usually ASTM) standard method chosen for the test.

COC – Cleveland Open Cup, see Open Cup

IDLH – Immediately Dangerous to Life and Health; the maximum concentration of chemical contaminants, normally expressed as parts per million (ppm, mass/mass), from which one could escape within 30 minutes without a respirator, and without experiencing any escape impairing (severe eye irritation) or irreversible health effects. Set by NIOSH. Note that this term is also used to

describe electrical hazards.

LEL – Lower Explosion Limit; the minimum concentration of a chemical in air at which detonation can occur.

LFL – Lower Flammability Limit; the minimum concentration of a chemical in air at which flame propagation occurs.

MSDS – Material Safety Data Sheet; a (legal) document that must accompany any supplied chemical that provides information on chemical content, physical properties, hazards, and treatment of hazards. The MSDS should be considered only a minimal source of information, and cannot replace additional information available in other, more comprehensive sources.

NOEL – No Observed Effect Level; the maximum dose of a chemical at which no signs of harm are observed. This term can also be used to describe electrical hazards.

OC – Open Cup; also called Cleveland Open Cup. This refers to the test method for determining the flash point of common compounds. It consists of a brass, aluminum or stainless steel cup, a heater base to heat the cup, a thermometer in a fixture and a test flame applicator. The flash point is the lowest temperature at which a material will form a flammable mixture with air above its surface. The lower the flash point, the easier it is to ignite.

PEL – Permissible Exposure Level; an exposure limit that is published and enforced by OSHA as a legal standard. The PEL may be expressed as a time-weighted-average (TWA) exposure limit (for an 8 hour workday), a 15 minute short term exposure limit (STEL), or a ceiling (C, or CEIL, or TLV-C).

RTECS – Registry of Toxic Effects of Chemical Substances; a database maintained by the National Institute of

References

1. Furr, A. K., Ed., *CRC Handbook of Laboratory Safety*, 5th Ed., CRC Press, Boca Raton, FL, 2000.
2. Bruno, T. J., and Svoronos, P. D. N., *CRC Handbook of Basic Tables for Chemical Analysis*, 3rd Ed., CRC Press, Boca Raton, FL, 2011.

Occupational Safety and Health (NIOSH). The goal of the database is to include data on all known toxic substances, along with the concentration at which toxicity is known to occur. There are approximately 140 000 compounds listed.

STEL – Short Term Exposure Level; an exposure limit for a short-term, 15 minute, exposure that cannot be exceeded during the workday, enforced by OSHA as a legal standard. Short-term exposures below the STEL level generally will not cause irritation, chronic or reversible tissue damage, or narcosis.

REL – Recommended Exposure Level; average concentration limit recommended for up to a 10 hour workday during a 40 hour workweek, by NIOSH. TLV – Threshold Limit Value; guidelines suggested by the American Conference of Governmental Industrial Hygienists to assist industrial hygienists with limiting hazards of chemical exposures in the workplace.

TLV-C – Threshold Limit Ceiling Value; an exposure limit which should not be exceeded under any circumstances.

TWA – Time-weighted average concentration for a conventional 8 hour workday and a 40 hour workweek. It is the concentration to which it is believed possible that nearly all workers can be exposed without adverse health effects.

UEL – Upper Explosion Limit; the maximum concentration of a chemical in air at which detonation can occur.

UFL – Upper Flammability Limit; the maximum concentration of a chemical in air at which flame propagation can occur.

WEEL – Workplace Environmental Exposure Limit; set by the American Industrial Hygiene Association (AIHA).

Some abbreviations that are sometimes used on material safety data sheets, and in other sources, are ambiguous. The most common meanings of some of these vague abbreviations are provided below, but the reader is cautioned that these are only suggestions:

EST – Established; estimated

MST – Mist

N/A, NA – Not applicable

ND – None determined; not determined

NE – None established; not established

NEGL – Negligible

NF – None found; not found

N/K, NK – Not known

N/P, NP – Not provided

SKN – Skin

TS – Trade secret

UKN – Unknown

INCOMPATIBLE CHEMICALS

The term “incompatible chemicals” refers to chemicals that can react with each other

- Violently
- With evolution of substantial heat
- To produce flammable products
- To produce toxic products

Good laboratory safety practice requires that incompatible chemicals be stored, transported, and disposed of in ways that will prevent their coming together in the event of an accident. Tables

1 and 2 give some basic guidelines for the safe handling of acids, bases, reactive metals, and other chemicals. Neither of these tables is exhaustive, and additional information on incompatible chemicals can be found in the following references.

1. Urben, P. G., Ed., *Bretherick's Handbook of Reactive Chemical Hazards*, 5th Ed., Butterworth-Heinemann, Oxford, 1995.
2. Luxon, S. G., Ed., *Hazards in the Chemical Laboratory*, 5th Ed., Royal Society of Chemistry, Cambridge, 1992.
3. *Fire Protection Guide to Hazardous Materials*, 11th Ed., National Fire Protection Association, Quincy, MA, 1994.

TABLE 1. General Classes of Incompatible Chemicals

A	B
Acids	Bases, reactive metals
Oxidizing agents ^a	Reducing agents ^a
Chlorates	Ammonia, anhydrous and aqueous
Chromates	Carbon
Chromium trioxide	Metals
Dichromates	Metal hydrides
Halogens	Nitrites
Halogenating agents	Organic compounds
Hydrogen peroxide	Phosphorus
Nitric acid	Silicon
Nitrates	Sulfur
Perchlorates	
Peroxides	
Permanganates	
Persulfates	

^a The examples of oxidizing and reducing agents are illustrative of common laboratory chemicals; they are not intended to be exhaustive.

TABLE 2. Examples of Incompatible Chemicals

Chemical	Is incompatible with
Acetic acid	Chromic acid, nitric acid, hydroxyl compounds, ethylene glycol, perchloric acid, peroxides, permanganates
Acetylene	Chlorine, bromine, copper, fluorine, silver, mercury
Acetone	Concentrated nitric and sulfuric acid mixtures
Alkali and alkaline earth metals (such as powdered aluminum or magnesium, calcium, lithium, sodium, potassium)	Water, carbon tetrachloride or other chlorinated hydrocarbons, carbon dioxide, halogens
Ammonia (anhydrous)	Mercury (in manometers, for example), chlorine, calcium hypochlorite, iodine, bromine, hydrofluoric acid (anhydrous)
Ammonium nitrate	Acids, powdered metals, flammable liquids, chlorates, nitrites, sulfur, finely divided organic or combustible materials
Aniline	Nitric acid, hydrogen peroxide
Arsenical materials	Any reducing agent
Azides	Acids
Bromine	See Chlorine
Calcium oxide	Water
Carbon (activated)	Calcium hypochlorite, all oxidizing agents
Carbon tetrachloride	Sodium
Chlorates	Ammonium salts, acids, powdered metals, sulfur, finely divided organic or combustible materials
Chromic acid and chromium trioxide	Acetic acid, naphthalene, camphor, glycerol, alcohol, flammable liquids in general
Chlorine	Ammonia, acetylene, butadiene, butane, methane, propane (or other petroleum gases), hydrogen, sodium carbide, benzene, finely divided metals, turpentine
Chlorine dioxide	Ammonia, methane, phosphine, hydrogen sulfide
Copper	Acetylene, hydrogen peroxide

Chemical	Is incompatible with
Cumene hydroperoxide	Acids (organic or inorganic)
Cyanides	Acids
Flammable liquids	Ammonium nitrate, chromic acid, hydrogen peroxide, nitric acid, sodium peroxide, halogens
Fluorine	Everything
Hydrocarbons (such as butane, propane, benzene)	Fluorine, chlorine, bromine, chromic acid, sodium peroxide
Hydrocyanic acid	Nitric acid, alkali
Hydrofluoric acid (anhydrous)	Ammonia (aqueous or anhydrous)
Hydrogen peroxide	Copper, chromium, iron, most metals or their salts, alcohols, acetone, organic materials, aniline, nitro-methane, combustible materials
Hydrogen sulfide	Fuming nitric acid, oxidizing gases
Hypochlorites	Acids, activated carbon
Iodine	Acetylene, ammonia (aqueous or anhydrous), hydrogen
Mercury	Acetylene, fulminic acid, ammonia
Nitrates	Sulfuric acid
Nitric acid (concentrated)	Acetic acid, aniline, chromic acid, hydrocyanic acid, hydrogen sulfide, flammable liquids, flammable gases, copper, brass, any heavy metals
Nitrites	Acids
Nitroparaffins	Inorganic bases, amines
Oxalic acid	Silver, mercury
Oxygen	Oils, grease, hydrogen, flammable liquids, solids, or gases
Perchloric acid	Acetic anhydride, bismuth and its alloys, alcohol, paper, wood, grease, oils
Peroxides, organic	Acids (organic or mineral), avoid friction, store cold
Phosphorus (white)	Air, oxygen, alkalis, reducing agents
Potassium	Carbon tetrachloride, carbon dioxide, water
Potassium chlorate	Sulfuric and other acids
Potassium perchlorate (see also chlorates)	Sulfuric and other acids
Potassium permanganate	Glycerol, ethylene glycol, benzaldehyde, surfuric acid
Selenides	Reducing agents
Silver	Acetylene, oxalic acid, tartartic acid, ammonium compounds, fulminic acid
Sodium	Carbon tetrachloride, carbon dioxide, water
Sodium nitrite	Ammonium nitrate and other ammonium salts
Sodium peroxide	Ethyl or methyl alcohol, glacial acetic acid, acetic anhydride, benzaldehyde, carbon disulfide, glycerin, ethylene glycol, ethyl acetate, methyl acetate, furfural
Sulfides	Acids
Sulfuric acid	Potassium chlorate, potassium perchlorate, potassium permanganate (similar compounds of light metals, such as sodium, lithium)
Tellurides	Reducing agents

EXPLOSION (SHOCK) HAZARDS

Table 1 lists some common classes of laboratory chemicals that have potential for producing a violent explosion when subjected to shock or friction. These chemicals should never be disposed of as such, but should be handled by procedures given in *Prudent Practices for Disposal of Chemicals from Laboratories*, National Academy Press, 1983, chapters 6 and 7. Additional information on these, as well as on some less common classes of explosives, can be found in L. Bretherick, *Handbook of Reactive Chemical Hazards*, 5th ed., Butterworth-Heinemann, Oxford, 1995.

Table 2 lists some illustrative combinations of common laboratory reagents that can produce explosions when they are brought together or that form reaction products that can explode without any apparent external initiating action. This list is not exhaustive, and additional information on potentially explosive reagent combinations can be found in *Manual of Hazardous Chemical Reactions, A Compilation of Chemical Reactions Reported to be Potentially Hazardous*, National Fire Protection Association, NFPA 491M, 1991, NFPA, Quincy, MA.

TABLE 1. Shock-Sensitive Compounds

Acetylenic compounds, especially polyacetylenes, haloacetylenes, and heavy metal salts of acetylenes (copper, silver, and mercury salts are particularly sensitive)

Acyl nitrates

Alkyl nitrates, particularly polyol nitrates such as nitrocellulose and nitroglycerine

Alkyl and acyl nitrites

Alkyl perchlorates

Amminemetal oxosalts: metal compounds with coordinated ammonia, hydrazine, or similar nitrogenous donors and ionic perchlorate, nitrate, permanganate, or other oxidizing group

Azides, including metal, nonmetal, and organic azides

Chlorite salts of metals, such as AgClO_2 and $\text{Hg}(\text{ClO}_2)_2$

Diazo compounds such as CH_2N_2

Diazonium salts, when dry

Fulminates (silver fulminate, AgCNO , can form in the reaction mixture from the Tollens' test for aldehydes if it is allowed to stand for some time; this can be prevented by adding dilute nitric acid to the test mixture as soon as the test has been completed)

Hydrogen peroxide becomes increasingly treacherous as the concentration rises above 30%, forming explosive mixtures with organic materials and decomposing violently in the presence of traces of transition metals

N-Halogen compounds such as difluoroamino compounds and halogen azides

N-Nitro compounds such as N-nitromethylamine, nitrourea, nitroguanidine, and nitric amide

Oxo salts of nitrogenous bases: perchlorates, dichromates, nitrates, iodates, chlorites, chlorates, and permanganates of ammonia, amines, hydroxylamine, guanidine, etc.

Perchlorate salts. Most metal, nonmetal, and amine perchlorates can be detonated and may undergo violent reaction in contact with combustible materials

Peroxides and hydroperoxides, organic (see Chapter 6, Section II.P)

Peroxides (solid) that crystallize from or are left from evaporation of peroxidizable solvents (see Chapter 6 and Appendix I)

Peroxides, transition-metal salts

Picrates, especially salts of transition and heavy metals, such as Ni, Pb, Hg, Cu, and Zn; picric acid is explosive but is less sensitive to shock or friction than its metal salts and is relatively safe as a water-wet paste (see Chapter 7)

Polynitroalkyl compounds such as tetranitromethane and dinitroacetone nitrile

Polynitroaromatic compounds, especially polynitro hydrocarbons, phenols, and amines

TABLE 2. Potentially Explosive Combinations of Some Common Reagents

Acetone + chloroform in the presence of base

Acetylene + copper, silver, mercury, or their salts

Ammonia (including aqueous solutions) + Cl_2 , Br_2 , or I_2

Carbon disulfide + sodium azide

Chlorine + an alcohol

Chloroform or carbon tetrachloride + powdered Al or Mg

Decolorizing carbon + an oxidizing agent

Diethyl ether + chlorine (including a chlorine atmosphere)

Dimethyl sulfoxide + an acyl halide, SOCl_2 or POCl_3

Dimethyl sulfoxide + CrO_3

Ethanol + calcium hypochlorite

Ethanol + silver nitrate

Nitric acid + acetic anhydride or acetic acid

Picric acid + a heavy-metal salt, such as of Pb, Hg, or Ag

Silver oxide + ammonia + ethanol

Sodium + a chlorinated hydrocarbon

Sodium hypochlorite + an amine

WATER-REACTIVE CHEMICALS

This table lists some common laboratory chemicals that react violently with water and that should always be stored and handled so that they do not come into contact with liquid water or water

vapor. Procedures for decomposing laboratory quantities are given in *Prudent Practices for Disposal of Chemicals from Laboratories*, chapter 6; the pertinent section of that chapter is given in parentheses.

Water-Reactive Chemicals

Alkali metals (III.D)
Alkali metal hydrides (III.C.2)
Alkali metal amides (III.C.7)
Metal alkyls, such as lithium alkyls and aluminum alkyls (IV.A)
Grignard reagents (IV.A)
Halides of nonmetals, such as BCl_3 , BF_3 , PCl_3 , PCl_5 , SiCl_4 , S_2Cl_2 (III.F)
Inorganic acid halides, such as POCl_3 , SOCl_2 , SO_2Cl_2 (III.F)
Anhydrous metal halides, such as AlCl_3 , TiCl_4 , ZrCl_4 , SnCl_4 (III.E)
Phosphorus pentoxide (III.I)
Calcium carbide (IV.E)
Organic acid halides and anhydrides of low molecular weight (II.J)

TESTING REQUIREMENTS FOR PEROXIDIZABLE COMPOUNDS

Thomas J. Bruno and Paris D. N. Svoronos

Because some compounds form peroxides more easily or faster than others, prudent practices require testing the supply on hand in the laboratory on a periodic basis. The following list provides guidelines on test scheduling (Refs. 1 and 2). The peroxide hazard of the compounds listed in Group 1 is on the basis of time in storage. The compounds in Group 2 present a peroxide hazard primarily due to concentration, mainly by evaporation of the liquid. The compounds listed in Group 3 are hazardous because of the potential of peroxide-initiated polymerization. When stored as liquids, the

peroxide formation may increase, and therefore these compounds should be treated as Group 1 peroxidizable compounds.

REFERENCES

1. Ringen, S., *Environmental Health and Safety Manual—Chemical Safety*, Sec. 4-50, University of Wyoming, June, 2000.
2. Bruno, T. J., and Svoronos, P. D. N., *CRC Handbook of Basic Tables for Chemical Analysis*, 3rd. Ed., CRC Press, Boca Raton, FL, 2011.

Group 1 Test Every 3 Months

Divinyl acetylene
Isopropyl ether
Potassium
Sodium amide
Vinylidene chloride

Group 2 Test Every 6 Months

Acetal
Cumene
Cyclohexene
Diacetylene
Dicyclopentadiene
Diethyl ether
Dimethyl ether
1,4-Dioxane
Ethylene glycol dimethyl ether (glyme)
Methyl acetylene
Methyl isobutyl ketone
Methyl cyclopentane
Tetrahydrofuran
Tetrahydronaphthalene (tetralin)
Vinyl ethers

Group 3 Test Every 12 Months

Acrylic acid
Acrylonitrile
Butadiene
Chloroprene
Chlorotrifluoroethene
Methyl methacrylate
Styrene
Tetrafluoroethylene
Vinyl acetate
Vinyl acetylene
Vinyl chloride
Vinyl pyridine

TESTS FOR THE PRESENCE OF PEROXIDES

Thomas J. Bruno and Paris D. N. Svoronos

Peroxides may be detected qualitatively with one of the following test procedures^{1,2}:

Ferrithiocyanate Test:

Reagent Preparation, in sequence:

Add 9 g $\text{FeSO}_4 \cdot 7\text{H}_2\text{O}$ to 50 mL 18 percent (vol/vol) $\text{HCl}_{(\text{aq})}$
add 1-3 mg granular Zn
add 5 g NaSCN

After the red color fades, add an additional 12 g NaSCN, decant leaving unreacted Zn.

Upon mixing this reagent with a peroxide-containing liquid, the colorless solution will produce a red color, the result of the conversion of ferrothiocyanide to ferrithiocyanide. This test is very sensitive, and can be used to detect peroxides at a concentration of 0.001 percent (mass/mass).

Potassium Iodide Test:

Reagent Preparation:

Make a 10 percent (mass/mass) solution of KI in water.

Upon mixing this reagent with a peroxide-containing liquid, a yellow color will appear within one minute.

References

1. Gordon, A. J., and Ford, R. A., *The Chemist's Companion*, John Wiley & Sons, New York, 1972.
2. Bruno, T. J., and Svoronos, P. D. N., *CRC Handbook of Basic Tables for Chemical Analysis*, 3rd. Ed., CRC Press, Boca Raton, FL, 2011.

Acidic Iodide Test:

Reagent Preparation:

To 1 mL of glacial acetic acid, add 100 mg KI or NaI.

Upon mixing this reagent with an equal volume of a peroxide-containing liquid, a yellow coloration will appear. The color will appear dark or even brown if the peroxide concentration is very high.

Perchromate Test:

Reagent Preparation:

Dissolve 1 mg of $\text{Na}_2\text{Cr}_2\text{O}_7$ in 1 mL of water, add a drop of dilute $\text{H}_2\text{SO}_{4(\text{aq})}$. Upon mixing this reagent with a peroxide-containing liquid, a blue color will develop in the organic layer indicating the formation of the perchromate ion.

PYROPHORIC COMPOUNDS – COMPOUNDS THAT ARE REACTIVE WITH AIR

Thomas J. Bruno and Paris D. N. Svoronos

The following listing provides the classes of compounds, with some examples, that can undergo spontaneous reaction upon exposure to air (Refs. 1 to 4). In some cases the reaction is vigorous, while in others, the reaction is more subdued, or will only occur if other conditions (such as temperature, humidity, or a reactive surface) are present. The reader is advised to check the literature for more specific information.

References

1. Bretherick, L., Urben, P. G., and Pitt, M. J., *Bretherick's Handbook of Reactive Chemical Hazards: An Indexed Guide to Published Data*, 6th Ed., Butterworths, London, 1999.
2. Pyrophoric Materials, www.safety.science.tamu.edu/pyrophorics.html, Texas A&M University, 2003.
3. Virginia Commonwealth University Office of Environmental Health & Safety, Chemical/Biological Safety Section, Pyrophoric Chemicals: Safe Work Practices Information Page, <http://www.vcu.edu/oehs/chemical/biosafe/pyrophorics.pdf>.
4. Bruno, T. J., and Svoronos, P. D. N., *CRC Handbook of Basic Tables for Chemical Analysis*, 3rd. Ed., CRC Press, Boca Raton, FL, 2011.

Alkali metals* (sodium, potassium, potassium/sodium alloy, lithium/tin alloys)
Alkylaluminum derivatives (diethylaluminum hydride)
Alkylated metal alkoxides (diethylethoxyaluminum)
Alkylboranes
Alkylhaloboranes (bromodimethyl borane)
Alkylhalophosphines
Alkylhalosilanes
Alkyl metals
Alkyl non-metal hydrides
Boranes (diborane)
Carbonyl metals (pentacarbonyl iron, octacarbonyl dicobalt, nickel carbonyl)

Complex acetylides
Complex hydrides (diethylaluminum hydride)
Finely divided metals* (calcium, zirconium)
Grignard reagents
Haloacetylene derivatives
Hexamethylnitrato dialuminum salts
Metal hydrides (germane, sodium hydride, lithium aluminum hydride)
Non-metal hydrides
Some nonmetal (organic) halides (dichloro(methyl)silane)
Spent hydrogenation catalysts (can be especially hazardous because of adsorbed hydrogen; for example, Raney nickel)
White phosphorus

*Note that the reactivity depends on the particle size and the ease at which oxides are formed on the metal surface.

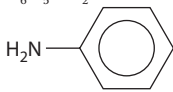
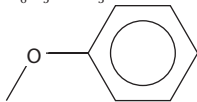
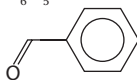

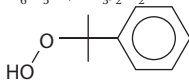
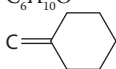
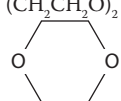
FLAMMABILITY HAZARDS OF COMMON SOLVENTS

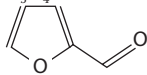
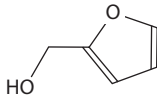

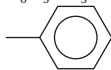
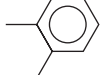
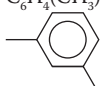
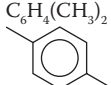
Thomas J. Bruno and Paris D.N. Svoronos

The following table lists relevant data regarding the flammability of common organic solvents (Ref. 1).

Reference

1. Turner, C. F., and McCreery, J. W., *The Chemistry of Fire and Hazardous Materials*, Allyn and Bacon, Boston, 1981.

Solvent	Formula	Specific gravity	Boiling point (°C)	Flash point (°C)	Auto-ignition point (°C)	How to extinguish fires*
Acetaldehyde	CH_3CHO	0.8	21	-38	185	a,b,c
Acetone	$(\text{CH}_3)_2\text{CO}$	0.8	57	-18	538	a,b
Acetonitrile	$\text{CH}_3\text{C}\equiv\text{N}$	0.79	82	6	—	a,c,d
Acetylacetone	$\text{CH}_3\text{COCH}_2\text{COCH}_3$	1.0	139	41	—	a,b,c
Acrolein	$\text{CH}_2=\text{CHCHO}$	0.8	53	-26	277	a,b,c
Acrylonitrile	$\text{CH}_2=\text{CH}-\text{CHC}\equiv\text{N}$	0.81	77	0	481	a,c,d
Allylamine	$\text{CH}_2=\text{CHCH}_2\text{NH}_2$	0.8	53	-29	374	a,b
Amylmercaptan	$\text{CH}_3(\text{CH}_2)_4\text{SH}$	0.8	127	18	—	a,b
Aniline	$\text{C}_6\text{H}_5\text{NH}_2$	1.0	184	70	768	a,b,c,use masks
						
Anisole	$\text{C}_6\text{H}_5\text{OCH}_3$	1.0	154	52	—	a,b,c
						
Benzaldehyde	$\text{C}_6\text{H}_5\text{CHO}$	1.1	179	65	192	a,b,c
						
Benzene	C_6H_6	0.88	79	-11	563	a,b,c
						
Butyl alcohol	$\text{C}_4\text{H}_9\text{OH}$	0.8	117	29	366	a,b,c
<i>t</i> -Butylperacetate	$\text{CH}_3\text{CO}(\text{O}_2)\text{C}(\text{CH}_3)_3$	—	—	<27	—	b,c
<i>t</i> -Butylperbenzo-ate	$\text{C}_6\text{H}_5\text{CO}(\text{O}_2)\text{C}(\text{CH}_3)_3$	>1.0	112	88	8	a,b,c
Butyraldehyde	$\text{CH}_3(\text{CH}_2)_2\text{CHO}$	0.8	76	7	230	a,b,c
Carbon disulfide	CS_2	1.3	47	-30	100	b,d use masks
Crotonaldehyde	$\text{CH}_3\text{CH}=\text{CHCHO}$	0.9	104	13	232	a,b,c
Cumene hydro-peroxide	$\text{C}_6\text{H}_5\text{C}(\text{CH}_3)_2\text{O}_2\text{H}$	1.0	153	175	—	a,b,c
						
Cyclohexanone	$\text{C}_6\text{H}_{10}\text{O}$	0.9	156	43	420	a,b,c
						
Diacetyl	$(\text{CH}_3\text{CO})_2$	1.0	88	27	—	a,b,c
Diethanolamine	$(\text{HOCH}_2\text{CH}_2)_2\text{NH}$	1.1	269	152	662	b,c
Diethylene glycol diethyl ether	$\text{CH}_3(\text{CH}_2\text{OCH}_2)_3\text{CH}_3$	0.9	189	83	—	a, halons
Diethylether	$(\text{C}_2\text{H}_5)_2\text{O}$	0.7	34	-45	180	a,b, halons
Diethylketone	$(\text{C}_2\text{H}_5)_2\text{CO}$	0.8	101	13	452	a,b,c
Dimethyl sulfate	$(\text{CH}_3)_2\text{SO}_4$	1.3	188	83	188	a,b,c,d
Dimethyl sulfide	$(\text{CH}_3)_2\text{S}$	0.8	37	-18	206	b,c
1,4-Dioxane	$(\text{CH}_2\text{CH}_2\text{O})_2$	1.0	101	2	180	a,b,c
						
Ethanol	$\text{C}_2\text{H}_5\text{OH}$	0.8	78	13	423	a,b,c

Solvent	Formula	Specific gravity	Boiling point (°C)	Flash point (°C)	Auto-ignition point (°C)	How to extinguish fires*
Ethylacetone (2-pentanone)	$\text{CH}_3\text{COCH}_2\text{CH}_2\text{CH}_3$	0.8	102	7	504	a,b,c
Ethylamine	$\text{C}_2\text{H}_5\text{NH}_2$	0.7	31	-18	384	a,b,c
Ethylenediamine	$\text{H}_2\text{NCH}_2\text{CH}_2\text{NH}_2$	0.9	117	34	385	a,b,c
Ethylene glycol	$\text{HOCH}_2\text{CH}_2\text{OH}$	1.1	198	111	413	a,b,c,d
Formaldehyde	HCHO	1.0	99	88	427	a,b,c
Furfural	$\text{C}_5\text{H}_4\text{O}$ 	1.2	162	60	316	a,b,c,d
Furfuryl alcohol	$\text{C}_5\text{H}_6\text{O}_2$ 	1.1	171	75	491	a,b,c
Gasoline	C_7H_{16} (isomers)	<1.0	38-218	-43	257	a,b,c
Hexylamine	$\text{C}_6\text{H}_{13}\text{NH}_2$	0.8	132	29	—	a,b
Isopropanol	$(\text{CH}_3)_2\text{CHOH}$	0.8	82	12	399	b,c
Isopropyl ether	$((\text{CH}_3)_2\text{CH})_2\text{O}$	0.7	68	-28	443	a,b
Kerosene	—	<1.0	149-316	38-71	229	a,b,c
Methanol	CH_3OH	0.8	65	11	464	a,b
Methylamine (aq)	CH_3NH_2	0.7	31	-18	384	a,b,c
Methylaniline	$\text{CH}_3\text{NHC}_6\text{H}_5$	0.8	151	49	533	a,b
Methylethyl ketone	$\text{CH}_3\text{COCH}_2\text{CH}_3$	0.8	79	-6	516	a,b,c
Methylethyl ketone peroxide	$\text{CH}_3\text{C}(\text{OOH})_2\text{CH}_2\text{CH}_3$	—	—	63	—	a,b
Naphtha (mixture)	—	0.8-0.9	149-216	38-46	227-496	a,b,c
Paraldehyde	$(\text{CH}_3\text{CHO})_3$, cyclic	1.0	124	36	238	a,b,c
2-Pentanone	See ethylacetone	—	—	—	—	—
3-Pentene nitrile	$\text{CH}_3\text{CH}=\text{CHCH}_2\text{C}\equiv\text{N}$	0.83	14.5	40	—	b,c,d
Peracetic acid	CH_3COOOH	1.2	105	40	—	a,b,c
Petroleum ether	—	<0.7	38-79	<0	288	a,b,c
Propionaldehyde	$\text{CH}_3\text{CH}_2\text{CHO}$	0.8	49	8	207	a,b,c
Propylamine	$\text{CH}_3\text{CH}_2\text{CH}_2\text{NH}_2$	0.7	49	-37	318	a,b,c
Propylene glycol	$\text{CH}_3\text{CHOHCH}_2\text{OH}$	1.0	188	99	421	a,b
Sulfur chloride	S_2Cl_2	1.7	138	118	234	b,c
Sulfuryl chloride	SOCl_2	1.7	69	—	—	a,b,c
Tetrahydrofuran	$\text{C}_4\text{H}_8\text{O}$ 	0.9	60	-17	321	a,b,c
Thionylchloride	SOCl_2	1.6	79	—	—	—
Toluene	$\text{C}_6\text{H}_5\text{CH}_3$ 	0.87	111	4	510	a,b,c
Triethanolamine	$(\text{HOCH}_2\text{CH}_2)_3\text{N}$	1.1	360	179	—	b,c,d
Triethylamine	$(\text{C}_2\text{H}_5)_3\text{N}$	0.7	89	7	—	a,b,c
Xylene (o-)	$\text{C}_6\text{H}_4(\text{CH}_3)_2$ 	0.88	144	32	463	a,b,c
Xylene (m-)	$\text{C}_6\text{H}_4(\text{CH}_3)_2$ 	0.86	139	29	527	a,b,c
Xylene (p-)	$\text{C}_6\text{H}_4(\text{CH}_3)_2$ 	0.86	138	39	529	a,b,c

* a, foam; b, carbon dioxide; c, dry chemical (ABC); d, water.

SELECTION OF LABORATORY GLOVES

Thomas J. Bruno and Paris D. N. Svoronos

The following table provides guidance in the selection of protective gloves for laboratory use (Refs. 1–5). If protection from more than one class of chemical is required, double gloving should be considered.

References

1. Garrod, A. N., Martinez, M., and Pearson, J., *Ann. Occup. Hyg.* 43, 543, 1999.
2. Garrod, A. N., Phillips, A. M., and Pemberton, J. A., *Ann. Occup. Hyg.* 45, 55, 2001.
3. Mockelsen, R. L., and Hall, R. C., *Am. Ind. Hyg. Assoc. J.* 48, 941, 1987.
4. OSHA, Federal Register, Vol. 59, No. 66, 29 CFR 1910, 16334-16364, 1994.
5. Bruno, T. J., and Svoronos, P. D. N., *CRC Handbook of Basic Tables for Chemical Analysis*, 3rd. Ed., CRC Press, Boca Raton, FL, 2011.

Glove Material	Resistant to:
Viton	PCBs, chlorinated solvents, aromatic solvents
Viton/Butyl	acetone, toluene, aromatics, aliphatic hydrocarbons, chlorinated solvents, ketones, amines and aldehydes
SilverShield and 4H (PE/EVAL)	morpholine, vinyl chloride, acetone, ethyl ether, many toxic solvents and caustics
Barrier	wide range of chlorinated solvents, aromatic acids
PVA	ketones, aromatics, chlorinated solvents, , xylene, MIBK, trichloroethylene; DO NOT USE WITH WATER/AQUEOUS SOLUTIONS
Butyl	aldehydes, ketones, esters, alcohols, most inorganic acids, caustics, dioxane
Neoprene	oils, grease, petroleum-based solvents, detergents, acids, caustics, alcohols, solvents
PVC	acids, caustics, solvents, solvents, grease, oil
Nitrile	oils, fats, acids, caustics, alcohols
Latex	body fluids, blood, acids, alcohols, alkalis
Vinyl	body fluids, blood, acids, alcohols, alkalis
Rubber	organic acids, some mineral acids, caustics, alcohols; not recommended for aromatic solvents, chlorinated solvents

SELECTION OF PROTECTIVE LABORATORY GARMENTS

Thomas J. Bruno and Paris D. N. Svoronos

The following table provides guidance in the selection of special protective garments that are used in the laboratory for specific tasks (Refs. 1 and 2).

References

1. Mount Sinai School of Medicine Personal Protective Equipment Guide, www.mssm.edu/biosafety/policies, 2013.
2. Bruno, T. J., and Svoronos, P. D. N., *CRC Handbook of Basic Tables for Chemical Analysis*, 3rd. Ed., CRC Press, Boca Raton, FL, 2011.

Material	Type of Garment	Common Use
Cotton/Natural Fiber/Blends	Coveralls; lab coats; sleeve protectors; aprons	For dry dusts, particulates and aerosols
Tyvek	Coveralls; lab coats; sleeve protectors; aprons; hoods	For dry dusts and aerosols
Saranax/Tyvek SL	Coveralls; lab coats; sleeve protectors; aprons; hoods; level B suits	Aerosols; liquids; solvents
Polyethylene	Barrier gowns; aprons	Body fluids
Polypropylene	Clean room suits; coveralls; lab coats	For dry dusts; non-toxic particulates
Polyethylene/Tyvek (QC)	Coveralls; aprons; lab coats; shoe covers	Moisture; solvents
Polypropylene	Coveralls; lab coats; shoe covers; caps; clean room suits	Non-toxic particulates; dry dusts
Tychem BR; Tychem TK	Full level A and level B suits	Highly toxic particulates; dry dusts
CPF	Full level A and level B suits; splash suits	Highly toxic chemicals; gases; aerosols
PVC	Full level A suits	Highly toxic chemicals; gases; aerosols

SELECTION OF RESPIRATOR CARTRIDGES AND FILTERS

Thomas J. Bruno and Paris D.N. Svoronos

Respirators are sometimes desirable or required when performing certain tasks in the laboratory, provided adequate ventilation prevents asphyxiation or oxygen deficiency conditions from developing. Oxygen deficiency conditions require the use of a self-contained breathing apparatus or a hose mask with blower. There is a standardized color code system used by all manufacturers for the specification and selection of the cartridges and filters that are used with respirators (Ref. 1). The following table provides guidance in the selection of the proper cartridge using the color code. We note that the use of respirators in the laboratory is subject to regulation and management. In the United States, for example, before a respirator can be used, a medical evaluation must be performed to establish that the user has sufficient lung capacity and

that the use of the respirator would not cause health problems. This evaluation must be performed by a physician or nurse, and if performed by a nurse, the evaluation must be approved and signed by a physician. The respirator must be fitted properly by an industrial hygienist or other trained personnel, and that fitting procedure must adhere to an established protocol with approved equipment. Finally, training by an industrial hygienist or other appropriate personnel must be provided.

Reference

1. Bruno, T. J., and Svoronos, P. D. N., *CRC Handbook of Basic Tables for Chemical Analysis*, 3rd. Ed., CRC Press, Boca Raton, FL, 2011.

Color Code	Application
Gray	Organic vapors, ammonia, methylamine, chlorine, hydrogen chloride, and sulfur dioxide or hydrogen sulfide (for escape only) or hydrogen fluoride or formaldehyde.
Black	Organic vapors, not to exceed regulatory standards.
Yellow	Organic vapors, chlorine, chlorine dioxide, hydrogen chloride, hydrogen fluoride, sulfur dioxide, or hydrogen sulfide (for escape only).
White	Chlorine, hydrogen chloride, hydrogen chloride, hydrogen fluoride, sulfur dioxide, or hydrogen sulfide (for escape only).
Green	Ammonia and methylamine.
Orange	Mercury and/or chlorine.
Purple	Solid and liquid aerosols and mists.
Purple + gray	Organic vapors, ammonia, methylamine, chlorine, hydrogen chloride, and sulfur dioxide or hydrogen sulfide (for escape only) or hydrogen fluoride or formaldehyde; solid and liquid aerosols and mists.
Purple + black	Organic vapors, and solid and liquid aerosols and mists.
Purple + yellow	Organic vapors, chlorine, chlorine dioxide, hydrogen chloride, hydrogen fluoride, sulfur dioxide, or hydrogen sulfide (for escape only); solid and liquid aerosols and mists.
Purple + white	Chlorine, hydrogen chloride, hydrogen chloride, hydrogen fluoride, sulfur dioxide, or hydrogen sulfide (for escape only); solid and liquid aerosols and mists.
Purple + green	Ammonia, methylamine, and solid and liquid aerosols and mists.

In addition to the cartridges specified in the table, particulate filters are available that can be used alone or in combination with those cartridges specified.

MATERIALS COMPATIBLE WITH AND RESISTANT TO 72 PERCENT PERCHLORIC ACID

Thomas J. Bruno and Paris D. N. Svoronos

Perchloric acid is used in the preparation of ion pairing agents for HPLC (see Section 8 dealing with this topic), and must be handled with great care since it can be a very powerful oxidizing agent. Cold perchloric acid at a concentration of 70 percent (mass/mass) or less is not considered a very strong oxidizing agent. At concentrations of 73 percent or higher, or at lower concentrations but at higher temperatures, perchloric acid is a powerful oxidant. The

following table provides some guidance in handling this material in the laboratory (Ref. 1).

Reference

1. Bruno, T. J., and Svoronos, P. D. N., *CRC Handbook of Basic Tables for Chemical Analysis*, 3rd Ed., CRC Press, Boca Raton, FL, 2011.

Material	Comments
<i>Elastomers</i>	
Gum Rubber	each batch must be tested to determine compatibility
Vitons	slight swelling only
<i>Metals and alloys</i>	
Tantalum	excellent
Titanium (chemically pure grade)	excellent
Zirconium	excellent
Columbium (Niobium)	excellent
Hastelloy	slight corrosion rate
<i>Plastics</i>	
Polyvinyl chloride	adequate
Teflon	
Polyethylene	
Polypropylene	
Kel-F	
Vinylidene fluoride	
Saran	
Epoxies	
<i>Others</i>	
Glass	adequate
Glass-lined steel	
Alumina	
Fluorolube	

Incompatible

Plastics
Polyamide (nylon)
Modacrylic ester, Dynel (35–85%) acrylonitrile
Polyester (dacron)
Bakelite
Lucite
Micarta
Cellulose-based lacquers, Metals
Copper
Copper alloys (brass, bronze, etc.) for very shock-sensitive perchlorate salts
Aluminum (dissolves at room temperature)
High nickel alloys (dissolves), Others
Cotton
Wood
Glycerin-lead oxide (letharge)

PROTECTIVE CLOTHING LEVELS

Thomas J. Bruno and Paris D. N. Svoronos

In the United States, OSHA defines various levels of protective clothing, and sets parameters that govern their use with chemical spills and in environments where chemical exposure is a possibility. A summary of the definitions is provided below (Refs. 1 and 2).

References

1. OSHA Technical Manual, Section VIII, Chapter 1, Chemical Protective Clothing, 2003.
2. Bruno, T. J., and Svoronos, P. D. N., *CRC Handbook of Basic Tables for Chemical Analysis*, 3rd. Ed., CRC Press, Boca Raton, FL, 2011.

Level A:

Vapor protective suit (meets NFPA 1991), pressure-demand, full-face SCBA, inner chemical-resistant gloves, chemical-resistant safety boots, two-way radio communication.

Protection Provided: Highest available level of respiratory, skin, and eye protection from solid, liquid and gaseous chemicals.

Used When: The chemical(s) have been identified and have high level of hazards to respiratory system, skin and eyes; substances are present with known or suspected skin toxicity or carcinogenicity; operations must be conducted in confined or poorly ventilated areas.

Limitations: Protective clothing must resist permeation by the chemical or mixtures present.

Level B:

Liquid splash-protective suit (meets NFPA 1992), pressure-demand, full-facepiece SCBA, inner chemical-resistant gloves, chemical-resistant safety boots, two-way radio communications.

Protection Provided: Provides same level of respiratory protection as Level A, but somewhat less skin protection. Liquid splash protection is provided, but not protection against chemical vapors or gases.

Used When: The chemical(s) have been identified but do not require a high level of skin protection; the primary hazards associated with site entry are from liquid and not vapor contact.

Limitations: Protective clothing items must resist penetration by the chemicals or mixtures present.

Level C:

Support function protective garment (meets NFPA 1993), full-facepiece, air-purifying, canister-equipped respirator, chemical resistant gloves and safety boots, two-way communications system.

Protection Provided: The same level of skin protection as Level B, but a lower level of respiratory protection; liquid splash protection but no protection to chemical vapors or gases.

Used When: Contact with site chemical(s) will not affect the skin; air contaminants have been identified and concentrations measured; a canister is available which can remove the contaminant; the site and its hazards have been completely characterized.

Limitations: Protective clothing items must resist penetration by the chemical or mixtures present; chemical airborne concentration must be less than IDLH levels; the atmosphere must contain at least 19.5% oxygen.

Not Acceptable for Chemical Emergency Response.

Level D:

Coveralls, safety boots/shoes, safety glasses or chemical splash goggles

Protection Provided: No respiratory protection, minimal skin protection.

Used When: The atmosphere contains no known hazard; work functions preclude splashes, immersion, potential for inhalation, or direct contact with hazard chemicals.

Limitations: The atmosphere must contain at least 19.5% oxygen.

Not Acceptable for Chemical Emergency Response

Optional items may be added to each level of protective clothing. Options include items from higher levels of protection, as well as hard-hats, hearing protection, outer gloves, a cooling system, etc.

CHEMICAL FUME HOODS AND BIOLOGICAL SAFETY CABINETS

Thomas J. Bruno

Engineered safety equipment is preferred over the reliance on personal protective equipment, and the fume hood is one such engineered safety device that is nearly ubiquitous in laboratories. Laboratories concerned with biological specimens (microbes, spores) also commonly are equipped with biological safety cabinets. The following section provides basic information on the function and application of these devices. The purpose here is not to provide design or installation instructions, since most users will find this equipment already installed in their work spaces. Rather, this information is to allow optimal use to be made of the installation that is preexisting.

Types of Chemical Fume Hoods

Most of the chemical fume hoods considered here consist of a cabinet or enclosure set at waist level (above a table or storage cabinet) that is connected to a blower located above the hood or external to the hood through a duct system. The cabinet has an open side (or sides) to allow a user to perform work within. A movable transparent sash separates the user from the work. Most chemical fume hoods have a sill that functions as an airfoil at the work surface below the sash. The connection to the blower might be by use of a v-belt, or it may be direct drive. This allows provision of a smooth flow of air with minimal turbulence. In some installations, axially mounted blowers are used, especially if multiple hoods are ducted into a common blower. Baffles located in the rear of the cabinet provide control of the air flow patterns, and can usually be adjusted to provide the best air flow around the experiment or procedure being performed. Many chemical fume hoods are equipped with air flow indicators, low flow monitors and alarms, and differential pressure sensors to allow the user to operate safely. The major types of chemical fume hoods include the standard/conventional, walk-in, bypass, variable air volume, auxiliary air, or ductless types. Additional types include snorkels and canopies that are portable. Each type must be understood to be operated most efficiently within specifications (see the section below on safe operation).

Standard or Conventional:

The standard chemical fume hood utilizes a constant speed motor, and for this reason the volume of air drawn into the hood will change with movement of the sash position. As the sash is lowered, the velocity of the air drawn into the hood will increase.

Bypass:

The bypass chemical fume hood is very similar to the standard/conventional hood except that as the sash is lowered, a vent is opened above the sash to allow additional air flow into the hood. This prevents a large increase in velocity in the working area inside the hood.

Variable Air Volume:

The variable volume chemical fume hood controls the volume of air drawn into the hood as a function of sash position, while maintaining the face velocity of the air at a constant rate, within the specifications required. These types of chemical fume hoods are more energy efficient than the standard or bypass hoods because they minimize costs incurred by laboratory heating and cooling.

Auxiliary Air:

The auxiliary air chemical fume hood includes an additional blower that injects air into or at the face of the hood, providing additional flow inside the enclosed cabinet. These types of hoods are rarely installed in renovations or new construction, but may be encountered in older laboratories. They are less desirable than the standard/conventional, bypass or variable volume types because they require a great deal of energy to operate (although the early designs featured the addition of an auxiliary air stream that was not air conditioned). These devices are mechanically more complex than other types, and consequently more prone to maintenance problems.

Walk-In Hood:

The walk-in hood is a chemical fume hood that is mounted directly on the laboratory floor or a slightly raised chemical resistance platform. It is used for the ventilation of larger pieces of equipment, with the advantage that these pieces of equipment can be wheeled in and out of the walk-in hood. The walk-in hood typically uses two separate sashes.

Ductless Hoods:

This type of chemical fume hood does not duct the air flow to outside the laboratory, but rather the air flow is returned to the room or interstitial space after passing through a means to remove contaminants. The contaminants may be removed by HEPA filters, activated carbon cartridges, adsorbents, or catalyst beds. The means of contaminant removal must be inspected and serviced at regular intervals.

Laminar Flow Hood (Clean Bench):

Related at least in principle to ductless hoods are laminar flow hoods, sometimes called clean hoods. These are devices intended to protect the work being performed from particulates in the air, which is accomplished by bathing the work area with HEPA filtered air either blown at low velocity over the work area or blown from the bottom of the hood as an air curtain. Only approximately 10 % of the air flow is through the face of the hood. These are intended to protect the work or samples inside the hood, not primarily the user. These units should not be used in place of chemical fume hoods, rather they are used to protect the work from dust or pollen.

Snorkels and Canopies:

Snorkels are flexible ducts routed from a blower duct that can be placed temporarily atop or near an experiment to provide some measure of protection. A canopy is similar, but it incorporates an additional bell shaped collector that might be suspended above an experiment, but for the same purpose as that for the snorkel.

Chemical Fume Hood Operations

While the operation of chemical fume hoods is straightforward, safe operating practices must be observed. The face velocities should be optimized at between 80 and 120 fpm. Face velocities in excess of 125 fpm can cause turbulent flow and allow outflow of contaminants from the hood and potentially expose the user to hazards. Face velocities are checked periodically by facilities managers. Ideally, chemical fume hoods are located in low traffic areas of the laboratory, away from entry doors. Safe operation of chemi-

cal fume hoods requires observance of the following practices, divided into primary (applicable to all installations) and secondary (applicable on a case by case basis):

Primary Guidelines:

- Before using the chemical fume hood, ensure that it is in working order. A simple air flow test can be done with a laboratory wipe, or one can observe the flow monitor if one is present. Be aware of clattering sounds that might indicate a broken belt, or screeching sounds that might indicate a failed or failing bearing.
- The motor of the chemical fume hood should be running at all times, except for maintenance. If a switch is located inside the laboratory, it should be equipped with a lockout to protect maintenance staff.
- Users should perform all work at least six inches inside the plane of the sash
- The user should avoid placing his/her head inside the chemical fume hood, beyond the plane of the sash.
- Laboratory occupants should avoid traffic in front of the chemical fume hood to minimize turbulence.
- Users should avoid rapid movements in front of the chemical fume hood; this includes rapidly raising and lowering the sash.
- Keep the sash closed down as far as possible.
- The baffles of the chemical fume hood should be free of obstruction.
- If a heating device such as a hot plate is being used in the hood, the interior air flow can be dramatically changed by convection. In those instances, the lower baffles of the hood should be closed or minimized and the middle baffles fully opened to accommodate the convection.
- Equipment located inside the cabinet that can potentially disrupt the air flow should be raised above the level of the lower baffles by a small shelf or blocks.
- Hoses and power cords that must be run into the chemical fume hood from the outside should be run through the airfoil beneath the sash.

Secondary Guidelines:

- Some chemical fume hoods have a small cup sink located inside the cabinet. Water should be run into this sink periodically to maintain it free of obstruction and to keep the P-trap full and thereby prevent sewer gas back up.
- It is imperative to prevent the discharge of chemicals into the cup sink.
- Some chemical fume hoods have compressed air lines that allow the use of air operated equipment such as vortex tubes (for heating and cooling). When using vortex tubes inside a fume hood, the sash should be fully closed because additional air flow inside the hood is present.
- In a power outage, lower the sash to within an inch of the fully closed position.
- Evaporations and digestions with perchloric acid must only be done in a specifically designed and designated perchloric acid chemical fume hood. The same considerations apply for the use of radionuclides and infectious agents.

Types of Biological Safety Cabinets (BSC):

Biological safety cabinets, as distinct from chemical fume hoods, are enclosed ventilated cabinets intended to provide both a

clean and a safe working environment for aerosols and biological hazards. All exhaust air is HEPA-filtered as it exits the biosafety cabinet, removing harmful bacteria and viruses. The Centers for Disease Control (U.S.) lists three classes of biological safety cabinets, Classes I, II, and III.

Class I cabinets are open front negative pressure cabinets that provide personnel and environmental protection but do not provide protection to the sample or media (the product) being used in the cabinet. There is air flow into the cabinet (at a face velocity of 75 fpm) that can potentially cause sample contamination. Class I cabinets are often used to enclose specific equipment (centrifuges, harvesting equipment or fermenters) or ongoing procedures (cultures) that potentially generate aerosols. BSCs of this class are either ducted (connected to the building exhaust system) or unducted (recirculating HEPA-filtered exhaust back into the laboratory, provided there is an interlock with the building exhaust system). Some Class I cabinets are used for animal cage changing and these typically require frequent HEPA filter changes due to odoriferous compounds saturating the filter.

A Class II biological safety cabinet provides protection for both the worker and the sample or product, making it suitable as a sterile compartment for cell culture. This type of cabinet is the most versatile and most common, with face velocities similar to those of Class I. There are four types of Class II cabinets, the main features of which are discussed below. Note that there are additional differences among the types in Class II (types A1, A2, B1 and B2), primarily concerning the geometry of the air flows and placement of HEPA filters.

Type A1 (formerly Type A) does not have to be duct vented (although it is possible to connect to building ventilation systems by use of canopy exhaust connections), which makes it suitable for use in laboratories inaccessible to ductwork. This cabinet can be used for use of low to moderate hazard agents that do not include volatile toxic chemicals and volatile radionuclides. The supply air is HEPA filtered to present the sample or media being used with a particulate free air stream with a face velocity of at least 75 fps. This type of BSC cannot be used for volatile and toxic compounds and solvents because small quantities of these materials can quickly load the filter. Type A2 differs from Type A1 in that protection of the operator and the environment is only afforded if the exhaust line is canopy vented to the building exhaust. The face velocities of these units are at least 100 fps.

Type B1 cabinets must be hard vented, with 50 % of the air exhausted from the cabinet while 50 % can be recirculated back into the room. This cabinet may be used with etiologic agents and traces of volatile and toxic chemicals and radionuclides required as an adjunct to microbiological studies (if the work is done in the directly exhausted portion of the cabinet). The air intake velocity of the B1 type is specified to be 100 fps. Type B2 cabinets are must be 100 % exhausted through a dedicated duct. The air intake velocity is specified to be 100 fps. This cabinet may be used with etiologic agents treated with toxic chemicals and radionuclides required as an adjunct to microbiological studies.

The Class III cabinet is designed for highly infectious microbial agents. It is entirely gas tight, with a non-operating view window (cannot be opened). Access to the interior is through a dunk tank accessible through the floor of the cabinet or through a double door system. Both the supply and exhaust gas streams pass through HEPA filters. Heavy duty rubber gloves are used for manipulations in the interior of the cabinet.

GAS CYLINDER SAFETY AND STAMPED MARKINGS

Thomas J. Bruno and Paris D. N. Svoronos

The graphic below describes the permanent, stamped markings that are used on high-pressure gas cylinders commonly found in laboratories (Ref. 1). Note that individual jurisdictions and institutions have requirements for marking the cylinder contents as well. These requirements are in addition to the stamped markings, which pertain to the cylinder itself rather than to the fill contents (Ref. 2).

There are four fields of markings on cylinders that are used in the United States, labeled 1-4 on the figure.

Field 1 – Cylinder Specifications:

DOT stands for the United States Department of Transportation, the agency that regulates the transport and specification of gas cylinders in the United States. The next entry, for example, 3AA, is the specification for the type and material of the cylinder. The most common cylinders are 3A, 3AA, 3AX, 3AAX, 3T, and 3AL. All but the last refer to steel cylinders, while 3AL refers to aluminum. The individual specifications differ mainly in chemical composition of the steel, and the gases that are approved for containment and transport. The 3T deals with large bundles of tube trailer cylinders.

The next entry in this field is the service pressure, in psig.

Field 2 – Serial Number:

This is a unique number assigned by the manufacturer.

Field 3 – Identifying Symbol:

The manufacturer identifying symbol historically can be a series of letters or a unique graphical symbol. In recent years, the DOT has standardized this identification with the “M” number, for example, M1004. This is a number issued by DOT that identifies the cylinder manufacturer.

Field 4 – Manufacturing Data:

The data of manufacture is provided as a month and year. With this date is the inspector’s official mark, for example, H. In recent years, this letter has been replaced with an IA number, for example IA02, pertaining to an independent agency that is approved by DOT as an inspector.

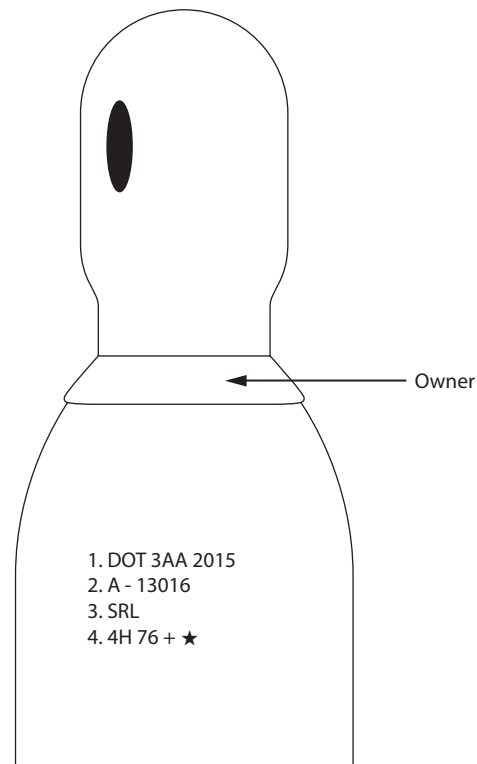
If “+” is present, the cylinder qualifies for an overfill of 10 percent in service pressure.

If “★” is present, the cylinder qualifies for a 10 year rather than a 5 year retest interval.

In some cases, the original insignia of the inspector that performed the first hydrostatic test is found below Field 4. Also stamped on the cylinder will be the retest dates. A cylinder must have a current (that is, within 5 or 10 years) test stamp. On the collar of the cylinder, the owner of the cylinder may be stamped.

References

1. Hazardous Materials: Requirements for Maintenance, Requalification, Repair and Use of DOT Specification Cylinders, 49 CFR Parts 107, 171, 172, 173, 177, 178, 179, and 180; [Docket No. RSPA-01-10373 (HM-220D)]RIN 2137-AD58, August 8, 2002.
2. Bruno, T. J., and Svoronos, P. D. N., *CRC Handbook of Basic Tables for Chemical Analysis*, 3rd. Ed., CRC Press, Boca Raton, FL, 2011.



FLAMMABILITY OF CHEMICAL SUBSTANCES

This table gives properties related to the flammability of about 900 chemical substances. The properties listed are:

t_b :	Normal boiling point in °C (at 101.325 kPa pressure).
FP:	Flash point, which is the minimum temperature at which the vapor pressure of a liquid is sufficient to form an ignitable mixture with air near the surface of the liquid. Flash point is not an intrinsic physical property but depends on the conditions of measurement (see Reference 1).
Fl. limits:	Flammable limits (often called explosive limits), which specify the range of concentration of the vapor in air (in percent by volume) for which a flame can propagate. Below the lower flammable limit, the gas mixture is too lean to burn; above the upper flammable limit, the mixture is too rich. Values refer to ambient temperature and pressure and are dependent on the precise test conditions. A ? indicates that one of the limits is not known.
IT:	Ignition temperature (sometimes called autoignition temperature), which is the minimum temperature required for self-sustained combustion in the absence of an external ignition source. As in the case of flash point, the value depends on specified test conditions.

Even in cases where very careful measurements of flash point have been replicated in several laboratories, observed values can differ by 3 to 6 °C (Reference 4). For more typical measurements, larger uncertainties should be assumed in both flash points and autoignition temperatures. The absence of a flash point entry in this table does not mean that the substance is nonflammable, but only that no reliable value is available.

Compounds are listed by molecular formula following the Hill convention. Substances not containing carbon are listed first, followed by those that contain carbon. To locate an organic compound by name or CAS Registry Number when the molecular formula is not known, use the table "Physical Constants of Organic Compounds" in Section 3 and its indexes to determine the molecular formula.

References

1. *Fire Protection Guide to Hazardous Materials, 11th Edition*, National Fire Protection Association, Quincy, MA, 1994.
2. Urban, P. G., Ed., *Bretherick's Handbook of Reactive Chemical Hazards, 5th Edition*, Butterworth-Heinemann, Oxford, 1995.
3. Daubert, T. E., Danner, R. P., Sibul, H. M., and Stebbins, C. C., *Physical and Thermodynamic Properties of Pure Compounds: Data Compilation*, extant 1994 (core with 4 supplements), Taylor & Francis, Bristol, PA.
4. *Report of Investigation: Flash Point Reference Materials*, National Institute of Standards and Technology, Standard Reference Materials Program, Gaithersburg, MD, 1995.

Mol. form.	Name	t_b /°C	FP/°C	Fl. limits	IT/°C
Compounds not containing carbon					
B ₂ H ₆	Diborane	-92.4	-90	1-98%	≈40
B ₅ H ₉	Pentaborane(9)	60	30	0.4-?	35
BrH ₃ Si	Bromosilane	1.9	<0		≈20
Br ₃ HSi	Tribromosilane	109			≈20
Cl ₂ H ₂ Si	Dichlorosilane	8.3		4.1-99%	36
Cl ₃ HSi	Trichlorosilane	33	-50		104
GeH ₄	Germane	-88.1			≈20
Ge ₂ H ₆	Digermane	29			≈50
H ₂	Hydrogen	-252.8		4-74%	
H ₂ S	Hydrogen sulfide	-59.55		4-44%	260
H ₂ S ₂	Hydrogen disulfide	70.7	<22		
H ₂ Te	Hydrogen telluride	-2			-50
H ₃ N	Ammonia	-33.33		16-25%	
H ₃ P	Phosphine	-87.75		1.8-?	
H ₄ N ₂	Hydrazine	113.55	38	5-100%	
H ₄ P ₂	Diphosphine	63.5			≈20
H ₄ Si	Silane	-111.9	-112	1.4-?	≈20
H ₆ Si ₂	Disilane	-14.3	-14		≈20
H ₈ Si ₃	Trisilane	52.9	<0		≈20
P	Phosphorus (white)	280.5			38
Compounds containing carbon					
CHN	Hydrogen cyanide	26	-18	6-40%	538
CH ₂ Cl ₂	Dichloromethane	40		13-23%	556
CH ₂ N ₂	Cyanamide		141		
CH ₂ O	Formaldehyde	-19.1	85	7.0-73%	424
(CH ₂ O) _x	Paraformaldehyde		70	7.0-73%	300
CH ₂ O ₂	Formic acid	101	50	18-57%	434
CH ₃ Br	Bromomethane	3.5		10-16%	537
CH ₃ Cl	Chloromethane	-24.0		8.1-17.4%	632

Mol. form.	Name	$t_b/^\circ\text{C}$	FP/ $^\circ\text{C}$	Fl. limits	IT/ $^\circ\text{C}$
$\text{CH}_3\text{Cl}_3\text{Si}$	Methyltrichlorosilane	65.6	-9	7.6->20%	>404
CH_3NO	Formamide	220	154		
CH_3NO_2	Nitromethane	101.1	35	7.3-?	418
CH_4	Methane	-161.5		5.0-15.0%	537
$\text{CH}_3\text{Cl}_2\text{Si}$	Dichloromethylsilane	41	-9	6.0-55%	316
CH_4O	Methanol	64.5	11	6.0-36%	464
CH_4S	Methanethiol	5.9	-18	3.9-21.8%	
CH_5N	Methylamine	-6.3	0	4.9-20.7%	430
CH_6N_2	Methylhydrazine	87.5	-8	2.5-92%	194
CO	Carbon monoxide	-191.5		12.5-74%	609
COS	Carbon oxysulfide	-50		12-29%	
CS_2	Carbon disulfide	46.2	-30	1.3-50.0%	90
C_2ClF_3	Chlorotrifluoroethylene	-27.8		8.4-16.0%	
C_2F_4	Tetrafluoroethylene	-75.9		10.0-50.0%	200
C_2HCl_3	Trichloroethylene	87.2		8-10.5%	420
$\text{C}_2\text{HCl}_3\text{O}$	Dichloroacetyl chloride	108	66		
C_2H_2	Acetylene	-84.7		2.5-100%	305
$\text{C}_2\text{H}_2\text{Cl}_2$	1,1-Dichloroethylene	31.6	-28	6.5-15.5%	570
$\text{C}_2\text{H}_2\text{Cl}_2$	<i>cis</i> -1,2-Dichloroethylene	60.1	6	3-15%	460
$\text{C}_2\text{H}_2\text{Cl}_2$	<i>trans</i> -1,2-Dichloroethylene	48.7	2	6-13%	460
$\text{C}_2\text{H}_2\text{F}_2$	1,1-Difluoroethylene	-85.7		5.5-21.3%	
$\text{C}_2\text{H}_3\text{Br}$	Bromoethylene	15.8		9-15%	530
$\text{C}_2\text{H}_3\text{Cl}$	Chloroethylene	-13.3	-78	3.6-33.0%	472
$\text{C}_2\text{H}_3\text{ClF}_2$	1-Chloro-1,1-difluoroethane	-9.7		6-18%	632
$\text{C}_2\text{H}_3\text{ClO}$	Acetyl chloride	50.7	4		390
$\text{C}_2\text{H}_3\text{Cl}_2\text{NO}_2$	1,1-Dichloro-1-nitroethane	123.5	76		
$\text{C}_2\text{H}_3\text{Cl}_3$	1,1,1-Trichloroethane	74.0		8-10.5%	500
$\text{C}_2\text{H}_3\text{Cl}_3$	1,1,2-Trichloroethane	113.8	32	6-28%	460
$\text{C}_2\text{H}_3\text{Cl}_3\text{Si}$	Trichlorovinylsilane	91.5	21		
$\text{C}_2\text{H}_3\text{F}$	Fluoroethylene	-72		2.6-21.7%	
$\text{C}_2\text{H}_3\text{N}$	Acetonitrile	81.6	6	3.0-16.0%	524
$\text{C}_2\text{H}_3\text{NO}$	Methyl isocyanate	39.5	-7	5.3-26%	534
C_2H_4	Ethylene	-103.7		2.7-36%	450
$\text{C}_2\text{H}_4\text{ClNO}_2$	1-Chloro-1-nitroethane	124.5	56		
$\text{C}_2\text{H}_4\text{Cl}_2$	1,1-Dichloroethane	57.4	-17	5.4-11.4%	458
$\text{C}_2\text{H}_4\text{Cl}_2$	1,2-Dichloroethane	83.5	13	6.2-16%	413
$\text{C}_2\text{H}_4\text{O}$	Acetaldehyde	20.1	-39	4.0-60%	175
$\text{C}_2\text{H}_4\text{O}$	Ethylene oxide	10.6	-20	3.0-100%	429
$\text{C}_2\text{H}_4\text{O}_2$	Acetic acid	117.9	39	4.0-19.9%	463
$\text{C}_2\text{H}_4\text{O}_2$	Methyl formate	31.7	-19	4.5-23%	449
$\text{C}_2\text{H}_4\text{O}_3$	Ethaneperoxy acid	110	41		
$\text{C}_2\text{H}_5\text{Br}$	Bromoethane	38.5		6.8-8.0%	511
$\text{C}_2\text{H}_5\text{Cl}$	Chloroethane	12.3	-50	3.8-15.4%	519
$\text{C}_2\text{H}_5\text{ClO}$	Ethylene chlorohydrin	128.6	60	4.9-15.9%	425
$\text{C}_2\text{H}_5\text{Cl}_3\text{Si}$	Trichloroethylsilane	100.5	22		
$\text{C}_2\text{H}_5\text{N}$	Ethyleneimine	56	-11	3.3-54.8%	320
$\text{C}_2\text{H}_5\text{NO}_2$	Nitroethane	114.0	28	3.4-17%	414
$\text{C}_2\text{H}_5\text{NO}_2$	Ethyl nitrite	18	-35	4.0-50%	90
$\text{C}_2\text{H}_5\text{NO}_3$	Ethyl nitrate	87.2	10	4-?	
C_2H_6	Ethane	-88.6		3.0-12.5%	472
$\text{C}_2\text{H}_6\text{Cl}_2\text{Si}$	Dichlorodimethylsilane	70.3	<21	3.4-9.5%	
$\text{C}_2\text{H}_6\text{O}$	Ethanol	78.24	13	3.3-19%	363
$\text{C}_2\text{H}_6\text{O}$	Dimethyl ether	-24.8	-41	3.4-27.0%	350
$\text{C}_2\text{H}_6\text{OS}$	2-Mercaptoethanol	158	74		
$\text{C}_2\text{H}_6\text{OS}$	Dimethyl sulfoxide	189	95	2.6-42%	215
$\text{C}_2\text{H}_6\text{O}_2$	Ethylene glycol	197.3	111	3.2-22%	398
$\text{C}_2\text{H}_6\text{O}_4\text{S}$	Dimethyl sulfate		83		188
$\text{C}_2\text{H}_6\text{S}$	Ethanethiol	35.1	-17	2.8-18.0%	300
$\text{C}_2\text{H}_6\text{S}$	Dimethyl sulfide	37.32	-37	2.2-19.7%	206
$\text{C}_2\text{H}_6\text{S}_2$	Dimethyl disulfide	109.8	24		
$\text{C}_2\text{H}_7\text{N}$	Ethylamine	16.6	-16	3.5-14%	385

Mol. form.	Name	$t_b/^\circ\text{C}$	FP/ $^\circ\text{C}$	Fl. limits	IT/ $^\circ\text{C}$
$\text{C}_2\text{H}_7\text{N}$	Dimethylamine	6.8	20	2.8–14.4%	400
$\text{C}_2\text{H}_7\text{NO}$	Ethanolamine	171	86	3.0–23.5%	410
$\text{C}_2\text{H}_8\text{N}_2$	1,2-Ethanediamine	116.9	40	2.5–12.0%	385
$\text{C}_2\text{H}_8\text{N}_2$	1,1-Dimethylhydrazine	63.9	–15	2–95%	249
C_2N_2	Cyanogen	–21.1		6.6–32%	
$\text{C}_3\text{H}_3\text{Br}$	3-Bromo-1-propyne	89	10	3.0–?	324
$\text{C}_3\text{H}_3\text{N}$	2-Propenenitrile	77.3	0	3.0–17.0%	481
C_3H_4	Propyne	–23.2		2.1–12.5%	
$\text{C}_3\text{H}_4\text{ClN}$	3-Chloropropanenitrile	175.5	76		
$\text{C}_3\text{H}_4\text{Cl}_2$	2,3-Dichloropropene	94	15	2.6–7.8%	
$\text{C}_3\text{H}_4\text{O}$	Propargyl alcohol	113.6	36		
$\text{C}_3\text{H}_4\text{O}$	Acrolein	52.3	–26	2.8–31%	220
$\text{C}_3\text{H}_4\text{O}_2$	Propenoic acid	141	50	2.4–8.0%	438
$\text{C}_3\text{H}_4\text{O}_2$	2-Oxetanone	162	74	2.9–?	
$\text{C}_3\text{H}_4\text{O}_3$	Ethylene carbonate	248	143		
$\text{C}_3\text{H}_5\text{Br}$	3-Bromopropene	70.1	–1	4.4–7.3%	295
$\text{C}_3\text{H}_5\text{Cl}$	2-Chloropropene	22.6	–37	4.5–16%	
$\text{C}_3\text{H}_5\text{Cl}$	3-Chloropropene	45.1	–32	2.9–11.1%	485
$\text{C}_3\text{H}_5\text{ClO}$	Epichlorohydrin	118	31	3.8–21.0%	411
$\text{C}_3\text{H}_5\text{ClO}$	Propanoyl chloride	80	12		
$\text{C}_3\text{H}_5\text{ClO}_2$	2-Chloropropanoic acid	185	107		500
$\text{C}_3\text{H}_5\text{ClO}_2$	Ethyl chloroformate	95	16		500
$\text{C}_3\text{H}_5\text{ClO}_2$	Methyl chloroacetate	129.5	57	7.5–18.5%	
$\text{C}_3\text{H}_5\text{Cl}_2\text{NO}_2$	1,1-Dichloro-1-nitropropane	145	66		
$\text{C}_3\text{H}_5\text{Cl}_3$	1,2,3-Trichloropropane	157	71	3.2–12.6%	
$\text{C}_3\text{H}_5\text{Cl}_3\text{Si}$	Trichloro-2-propenylsilane	117.5	35		
$\text{C}_3\text{H}_5\text{N}$	Propanenitrile	97.1	2	3.1–14%	512
$\text{C}_3\text{H}_5\text{NO}$	3-Hydroxypropanenitrile	221	129		
$\text{C}_3\text{H}_5\text{N}_3\text{O}_9$	Trinitroglycerol				270
C_3H_6	Propene	–47.6		2.0–11.1%	455
C_3H_6	Cyclopropane	–32.8		2.4–10.4%	498
$\text{C}_3\text{H}_6\text{ClNO}_2$	1-Chloro-1-nitropropane	142	62		
$\text{C}_3\text{H}_6\text{ClNO}_2$	2-Chloro-2-nitropropane		57		
$\text{C}_3\text{H}_6\text{Cl}_2$	1,2-Dichloropropane	96.4	21	3.4–14.5%	557
$\text{C}_3\text{H}_6\text{Cl}_2\text{O}$	1,3-Dichloro-2-propanol	176	74		
$\text{C}_3\text{H}_6\text{N}_2$	Dimethylcyanamide	163.5	71		
$\text{C}_3\text{H}_6\text{O}$	Allyl alcohol	97.0	21	2.5–18.0%	378
$\text{C}_3\text{H}_6\text{O}$	Methyl vinyl ether	5.5			287
$\text{C}_3\text{H}_6\text{O}$	Propanal	48.0	–30	2.6–17%	207
$\text{C}_3\text{H}_6\text{O}$	Acetone	56.08	–20	2.5–12.8%	465
$\text{C}_3\text{H}_6\text{O}$	Methyloxirane	35	–37	3.1–27.5%	449
$\text{C}_3\text{H}_6\text{O}_2$	Propanoic acid	141.1	52	2.9–12.1%	465
$\text{C}_3\text{H}_6\text{O}_2$	Ethyl formate	54.4	–20	2.8–16.0%	455
$\text{C}_3\text{H}_6\text{O}_2$	Methyl acetate	56.8	–10	3.1–16%	454
$\text{C}_3\text{H}_6\text{O}_2$	1,3-Dioxolane	78	2		
$\text{C}_3\text{H}_6\text{O}_3$	Dimethyl carbonate	90.5	19		
$\text{C}_3\text{H}_6\text{O}_3$	1,3,5-Trioxane	114.5	45	3.6–29%	414
$\text{C}_3\text{H}_7\text{Br}$	1-Bromopropane	71.1			490
$\text{C}_3\text{H}_7\text{Cl}$	1-Chloropropane	46.5	<–18	2.6–11.1%	520
$\text{C}_3\text{H}_7\text{Cl}$	2-Chloropropane	35.7	–32	2.8–10.7%	593
$\text{C}_3\text{H}_7\text{ClO}$	2-Chloro-1-propanol	133.5	52		
$\text{C}_3\text{H}_7\text{ClO}$	1-Chloro-2-propanol	127	52		
$\text{C}_3\text{H}_7\text{Cl}_3\text{Si}$	Trichloropropylsilane	123.5	37		
$\text{C}_3\text{H}_7\text{N}$	Allylamine	54	–29	2.2–22%	374
$\text{C}_3\text{H}_7\text{NO}$	<i>N,N</i> -Dimethylformamide	153	58	2.2–15.2%	445
$\text{C}_3\text{H}_7\text{NO}_2$	1-Nitropropane	131.1	36	2.2–?	421
$\text{C}_3\text{H}_7\text{NO}_2$	2-Nitropropane	120.2	24	2.6–11.0%	428
$\text{C}_3\text{H}_7\text{NO}_3$	Propyl nitrate	110	20	2–100%	175
C_3H_8	Propane	–42.1	–104	2.1–9.5%	450
$\text{C}_3\text{H}_8\text{O}$	1-Propanol	97.2	23	2.2–13.7%	412
$\text{C}_3\text{H}_8\text{O}$	2-Propanol	82.3	12	2.0–12.7%	399

Mol. form.	Name	$t_b/^\circ\text{C}$	FP/ $^\circ\text{C}$	Fl. limits	IT/ $^\circ\text{C}$
$\text{C}_3\text{H}_8\text{O}$	Ethyl methyl ether	7.4	-37	2.0–10.1%	190
$\text{C}_3\text{H}_8\text{O}_2$	1,2-Propylene glycol	187.6	99	2.6–12.5%	371
$\text{C}_3\text{H}_8\text{O}_2$	1,3-Propylene glycol	214.4			400
$\text{C}_3\text{H}_8\text{O}_2$	Ethylene glycol monomethyl ether	124.1	39	1.8–14%	285
$\text{C}_3\text{H}_8\text{O}_2$	Dimethoxymethane	42	-32	2.2–13.8%	237
$\text{C}_3\text{H}_8\text{O}_3$	Glycerol	290	199	3–19%	370
$\text{C}_3\text{H}_9\text{BO}_3$	Trimethyl borate	67.5	-8		
$\text{C}_3\text{H}_9\text{ClSi}$	Trimethylchlorosilane	60	-28		395
$\text{C}_3\text{H}_9\text{N}$	Propylamine	47.21	-37	2.0–10.4%	318
$\text{C}_3\text{H}_9\text{N}$	Isopropylamine	31.7	-37		402
$\text{C}_3\text{H}_9\text{N}$	Trimethylamine	2.8	-5	2.0–11.6%	190
$\text{C}_3\text{H}_9\text{NO}$	3-Amino-1-propanol	187.5	80		
$\text{C}_3\text{H}_9\text{NO}$	1-Amino-2-propanol	159.4	77		374
$\text{C}_3\text{H}_9\text{NO}$	N-Methyl-2-ethanolamine	158	74		
$\text{C}_3\text{H}_9\text{O}_3\text{P}$	Trimethyl phosphite	111.5	54		
$\text{C}_3\text{H}_9\text{O}_4\text{P}$	Trimethyl phosphate	197.2	107		
$\text{C}_3\text{H}_{10}\text{N}_2$	1,3-Propanediamine	139.8	24		
C_4Cl_6	Hexachloro-1,3-butadiene	215			610
$\text{C}_4\text{H}_2\text{O}_3$	Maleic anhydride	202	102	1.4–7.1%	477
C_4H_4	1-Buten-3-yne	5.1		21–100%	
$\text{C}_4\text{H}_4\text{N}_2$	Succinonitrile	266	132		
$\text{C}_4\text{H}_4\text{O}$	Furan	31.5	-36	2.3–14.3%	
$\text{C}_4\text{H}_4\text{O}_2$	Diketene	126.1	34		
$\text{C}_4\text{H}_4\text{S}$	Thiophene	84.0	-1		
$\text{C}_4\text{H}_5\text{Cl}$	2-Chloro-1,3-butadiene	59.4	-20	4.0–20.0%	
$\text{C}_4\text{H}_5\text{N}$	2-Butenenitrile	120.5	16		
$\text{C}_4\text{H}_5\text{N}$	Methylacrylonitrile	90.3	1	2–6.8%	
$\text{C}_4\text{H}_5\text{N}$	Pyrrole	129.7	39		
C_4H_6	1,3-Butadiene	-4.4		2.0–12.0%	420
C_4H_6	2-Butyne	26.9	-31	1.4–?	
$\text{C}_4\text{H}_6\text{O}$	Divinyl ether	28.3	<-30	1.7–27%	360
$\text{C}_4\text{H}_6\text{O}$	Ethoxyacetylene	50	<-7		
$\text{C}_4\text{H}_6\text{O}$	trans-2-Butenal	102.2	13	2.1–15.5%	232
$\text{C}_4\text{H}_6\text{O}$	3-Buten-2-one	81.4	-7	2.1–15.6%	491
$\text{C}_4\text{H}_6\text{O}$	Vinylloxirane	68	<-50		
$\text{C}_4\text{H}_6\text{O}_2$	Methacrylic acid	162.5	77	1.6–8.8%	68
$\text{C}_4\text{H}_6\text{O}_2$	Vinyl acetate	72.5	-8	2.6–13.4%	402
$\text{C}_4\text{H}_6\text{O}_2$	Methyl acrylate	80.7	-3	2.8–25%	468
$\text{C}_4\text{H}_6\text{O}_2$	2,3-Butanedione	87.5	27		
$\text{C}_4\text{H}_6\text{O}_2$	γ -Butyrolactone	204	98		
$\text{C}_4\text{H}_6\text{O}_3$	Acetic anhydride	139.5	49	2.7–10.3%	316
$\text{C}_4\text{H}_6\text{O}_3$	Propylene carbonate	242	135		
$\text{C}_4\text{H}_6\text{O}_6$	L-Tartaric acid		210		425
$\text{C}_4\text{H}_7\text{Br}$	1-Bromo-2-butene	104.5		4.6–12.0%	
$\text{C}_4\text{H}_7\text{BrO}_2$	Ethyl bromoacetate	168.5	48		
$\text{C}_4\text{H}_7\text{Cl}$	2-Chloro-1-butene	58.5	-19	2.3–9.3%	
$\text{C}_4\text{H}_7\text{Cl}$	3-Chloro-2-methylpropene	71.5	-12	3.2–8.1%	
$\text{C}_4\text{H}_7\text{ClO}$	2-Chloroethyl vinyl ether	108	27		
$\text{C}_4\text{H}_7\text{ClO}_2$	Ethyl chloroacetate	144.3	64		
$\text{C}_4\text{H}_7\text{N}$	Butanenitrile	117.6	24	1.6–?	501
$\text{C}_4\text{H}_7\text{N}$	2-Methylpropanenitrile	103.9	8		482
$\text{C}_4\text{H}_7\text{NO}$	Acetone cyanohydrin		74	2.2–12.0%	688
$\text{C}_4\text{H}_7\text{NO}$	2-Pyrrolidone	251	129		
C_4H_8	1-Butene	-6.2		1.6–10.0%	385
C_4H_8	cis-2-Butene	3.7		1.7–9.0%	325
C_4H_8	trans-2-Butene	0.8		1.8–9.7%	324
C_4H_8	Isobutene	-6.9		1.8–9.6%	465
C_4H_8	Cyclobutane	12.6	<10	1.8–?	
$\text{C}_4\text{H}_8\text{Cl}_2$	1,2-Dichlorobutane	124.1			275
$\text{C}_4\text{H}_8\text{Cl}_2$	1,4-Dichlorobutane	161	52		
$\text{C}_4\text{H}_8\text{Cl}_2\text{O}$	Bis(2-chloroethyl) ether	178.5	55	2.7–?	369

Mol. form.	Name	$t_b/^{\circ}\text{C}$	FP/ $^{\circ}\text{C}$	Fl. limits	IT/ $^{\circ}\text{C}$
$\text{C}_4\text{H}_8\text{O}$	2-Buten-1-ol	121.5	27	4.2–35.3%	349
$\text{C}_4\text{H}_8\text{O}$	2-Methyl-2-propenol	114.5	33		
$\text{C}_4\text{H}_8\text{O}$	Ethyl vinyl ether	35.5	<–46	1.7–28%	202
$\text{C}_4\text{H}_8\text{O}$	1,2-Epoxybutane	63.4	–22	1.7–19%	439
$\text{C}_4\text{H}_8\text{O}$	Butanal	74.8	–22	1.9–12.5%	218
$\text{C}_4\text{H}_8\text{O}$	Isobutanal	64.5	–18	1.6–10.6%	196
$\text{C}_4\text{H}_8\text{O}$	2-Butanone	79.6	–9	1.4–11.4%	404
$\text{C}_4\text{H}_8\text{O}$	Tetrahydrofuran	66.0	–14	2–11.8%	321
$\text{C}_4\text{H}_8\text{OS}$	1,4-Oxathiane	147	42		
$\text{C}_4\text{H}_8\text{O}_2$	Butanoic acid	163.7	72	2.0–10.0%	443
$\text{C}_4\text{H}_8\text{O}_2$	2-Methylpropanoic acid	154.4	56	2.0–9.2%	481
$\text{C}_4\text{H}_8\text{O}_2$	Propyl formate	80.9	–3		455
$\text{C}_4\text{H}_8\text{O}_2$	Isopropyl formate	68.2	–6		485
$\text{C}_4\text{H}_8\text{O}_2$	Ethyl acetate	77.1	–4	2.0–11.5%	426
$\text{C}_4\text{H}_8\text{O}_2$	Methyl propanoate	79.8	–2	2.5–13%	469
$\text{C}_4\text{H}_8\text{O}_2$	3-Hydroxybutanal		66		250
$\text{C}_4\text{H}_8\text{O}_2$	1,4-Dioxane	101.2	12	2.0–22%	180
$\text{C}_4\text{H}_8\text{O}_2\text{S}$	Sulfolane	287.3	177		
$\text{C}_4\text{H}_8\text{O}_3$	Methyl lactate	144.8	49	2.2–?	385
$\text{C}_4\text{H}_8\text{O}_3$	Ethylene glycol monoacetate	188	102		
$\text{C}_4\text{H}_9\text{Br}$	1-Bromobutane	101.6	18	2.6–6.6%	265
$\text{C}_4\text{H}_9\text{Br}$	2-Bromobutane	91.2	21		
$\text{C}_4\text{H}_9\text{Cl}$	1-Chlorobutane	78.6	–12	1.9–10.1%	240
$\text{C}_4\text{H}_9\text{Cl}$	2-Chlorobutane	68.2	–10		
$\text{C}_4\text{H}_9\text{Cl}$	1-Chloro-2-methylpropane	68.5	–6	2.0–8.7%	
$\text{C}_4\text{H}_9\text{Cl}$	2-Chloro-2-methylpropane	50.9	0		
$\text{C}_4\text{H}_9\text{Cl}_3\text{Si}$	Butyltrichlorosilane	148.5	54		
$\text{C}_4\text{H}_9\text{N}$	Pyrrolidine	86.5	3		
$\text{C}_4\text{H}_9\text{NO}$	<i>N</i> -Ethylacetamide	205	110		
$\text{C}_4\text{H}_9\text{NO}$	<i>N,N</i> -Dimethylacetamide	165	70	1.8–11.5%	490
$\text{C}_4\text{H}_9\text{NO}$	Butanal oxime	154	58		
$\text{C}_4\text{H}_9\text{NO}$	2-Butanone oxime	152.5	≈70		
$\text{C}_4\text{H}_9\text{NO}$	Morpholine	128	37	1.4–11.2%	290
$\text{C}_4\text{H}_9\text{NO}_2$	<i>N</i> -Acetyethanolamine		179		460
$\text{C}_4\text{H}_9\text{NO}_3$	Butyl nitrate	133	36		
C_4H_{10}	Butane	–0.5	–60	1.9–8.5%	287
C_4H_{10}	Isobutane	–11.7	–87	1.8–8.4%	460
$\text{C}_4\text{H}_{10}\text{N}_2$	Piperazine	146	81		
$\text{C}_4\text{H}_{10}\text{O}$	1-Butanol	117.6	37	1.4–11.2%	343
$\text{C}_4\text{H}_{10}\text{O}$	2-Butanol	99.5	24	1.7–9.8%	405
$\text{C}_4\text{H}_{10}\text{O}$	2-Methyl-1-propanol	107.8	28	1.7–10.6%	415
$\text{C}_4\text{H}_{10}\text{O}$	2-Methyl-2-propanol	82.4	11	2.4–8.0%	478
$\text{C}_4\text{H}_{10}\text{O}$	Diethyl ether	34.4	–45	1.9–36.0%	180
$\text{C}_4\text{H}_{10}\text{O}$	Methyl propyl ether	39.1	–20	2.0–14.8%	
$\text{C}_4\text{H}_{10}\text{O}_2$	1,2-Butanediol	190.5	40		
$\text{C}_4\text{H}_{10}\text{O}_2$	1,3-Butanediol	207.5	121		395
$\text{C}_4\text{H}_{10}\text{O}_2$	1,4-Butanediol	235	121		
$\text{C}_4\text{H}_{10}\text{O}_2$	2,3-Butanediol	182.5			402
$\text{C}_4\text{H}_{10}\text{O}_2$	Ethylene glycol monoethyl ether	135	43	3–18%	235
$\text{C}_4\text{H}_{10}\text{O}_2$	Ethylene glycol dimethyl ether	85	–2		202
$\text{C}_4\text{H}_{10}\text{O}_2$	<i>tert</i> -Butyl hydroperoxide		27		
$\text{C}_4\text{H}_{10}\text{O}_2\text{S}$	2,2'-Thiodiethanol	282	160		298
$\text{C}_4\text{H}_{10}\text{O}_3$	Diethylene glycol	245.8	124	2–17%	224
$\text{C}_4\text{H}_{10}\text{O}_4\text{S}$	Diethyl sulfate	208	104		436
$\text{C}_4\text{H}_{10}\text{S}$	1-Butanethiol	98.5	2		
$\text{C}_4\text{H}_{10}\text{S}$	2-Butanethiol	85	–23		
$\text{C}_4\text{H}_{10}\text{S}$	2-Methyl-1-propanethiol	88.5	2		
$\text{C}_4\text{H}_{10}\text{S}$	2-Methyl-2-propanethiol	64.3	<–29		
$\text{C}_4\text{H}_{10}\text{Se}$	Diethyl selenide	108		2.5–?	
$\text{C}_4\text{H}_{11}\text{N}$	Butylamine	77.0	–12	1.7–9.8%	312
$\text{C}_4\text{H}_{11}\text{N}$	<i>sec</i> -Butylamine	63.5	–9		

Mol. form.	Name	$t_b/^{\circ}\text{C}$	FP/ $^{\circ}\text{C}$	Fl. limits	IT/ $^{\circ}\text{C}$
$\text{C}_4\text{H}_{11}\text{N}$	<i>tert</i> -Butylamine	44.0	-9	1.7–8.9%	380
$\text{C}_4\text{H}_{11}\text{N}$	Isobutylamine	67.7	-9	2–12%	378
$\text{C}_4\text{H}_{11}\text{N}$	Diethylamine	55.5	-23	1.8–10.1%	312
$\text{C}_4\text{H}_{11}\text{NO}$	2-Amino-1-butanol	178	74		
$\text{C}_4\text{H}_{11}\text{NO}$	2-Amino-2-methyl-1-propanol	165.5	67		
$\text{C}_4\text{H}_{11}\text{NO}_2$	Diethanolamine	271.2	172	2–13%	662
$\text{C}_4\text{H}_{12}\text{Sn}$	Tetramethylstannane	78	-12	1.9–?	
$\text{C}_4\text{H}_{13}\text{N}_3$	Diethylenetriamine	207	98	2–6.7%	358
$\text{C}_5\text{H}_4\text{O}_2$	Furfural	161.5	60	2.1–19.3%	316
$\text{C}_5\text{H}_5\text{N}$	Pyridine	115.2	20	1.8–12.4%	482
C_5H_6	2-Methyl-1-buten-3-yne	32	<-7		
$\text{C}_5\text{H}_6\text{N}_2$	2-Methylpyrazine	137	50		
$\text{C}_5\text{H}_6\text{O}$	3-Methylfuran	66	-30		
$\text{C}_5\text{H}_6\text{O}_2$	Furfuryl alcohol	168	75	1.8–16.3%	491
$\text{C}_5\text{H}_7\text{N}$	1-Methylpyrrole	115	16		
$\text{C}_5\text{H}_7\text{NO}$	2-Furanmethanamine	145.5	37		
$\text{C}_5\text{H}_7\text{NO}_2$	Ethyl cyanoacetate	205	110		
C_5H_8	2-Methyl-1,3-butadiene	34.0	-54	1.5–8.9%	395
C_5H_8	1-Pentyne	40.1	<-20		
C_5H_8	Cyclopentene	44.2	-29		395
$\text{C}_5\text{H}_8\text{O}$	3-Methyl-3-buten-2-one	98		1.8–9.0%	
$\text{C}_5\text{H}_8\text{O}$	Cyclopentanone	130.5	26		
$\text{C}_5\text{H}_8\text{O}$	3,4-Dihydro-2H-pyran	86	-18		
$\text{C}_5\text{H}_8\text{O}_2$	Allyl acetate	103.5	22		374
$\text{C}_5\text{H}_8\text{O}_2$	Isopropenyl acetate	94	26		432
$\text{C}_5\text{H}_8\text{O}_2$	Vinyl propanoate	91.2	1		
$\text{C}_5\text{H}_8\text{O}_2$	Ethyl acrylate	99.4	10	1.4–14%	372
$\text{C}_5\text{H}_8\text{O}_2$	Methyl methacrylate	100.5	10	1.7–8.2%	
$\text{C}_5\text{H}_8\text{O}_2$	2,4-Pentanedione	140.7	34		340
$\text{C}_5\text{H}_8\text{O}_3$	Methyl acetoacetate	171.7	77		280
$\text{C}_5\text{H}_9\text{NO}$	<i>N</i> -Methyl-2-pyrrolidone	202	96	1–10%	346
C_5H_{10}	1-Pentene	29.9	-18	1.5–8.7%	275
C_5H_{10}	<i>cis</i> -2-Pentene	36.9	<-20		
C_5H_{10}	<i>trans</i> -2-Pentene	36.3	<-20		
C_5H_{10}	2-Methyl-1-butene	31.2	-20		
C_5H_{10}	3-Methyl-1-butene	20.1	-7	1.5–9.1%	365
C_5H_{10}	2-Methyl-2-butene	38.5	-20		
C_5H_{10}	Cyclopentane	49.3	-25	1.5–?	361
$\text{C}_5\text{H}_{10}\text{Cl}_2$	1,5-Dichloropentane	179	>27		
$\text{C}_5\text{H}_{10}\text{N}_2$	3-(Dimethylamino)propanenitrile	173	65		
$\text{C}_5\text{H}_{10}\text{O}$	Cyclopentanol	140.4	51		
$\text{C}_5\text{H}_{10}\text{O}$	Pentanal	103	12		222
$\text{C}_5\text{H}_{10}\text{O}$	2-Pentanone	102.2	7	1.5–8.2%	452
$\text{C}_5\text{H}_{10}\text{O}$	3-Pentanone	101.9	13	1.6–?	450
$\text{C}_5\text{H}_{10}\text{O}$	Tetrahydropyran	88	-20		
$\text{C}_5\text{H}_{10}\text{O}$	2-Methyltetrahydrofuran	78	-11		
$\text{C}_5\text{H}_{10}\text{O}_2$	Pentanoic acid	186.1	96		400
$\text{C}_5\text{H}_{10}\text{O}_2$	3-Methylbutanoic acid	176.5			416
$\text{C}_5\text{H}_{10}\text{O}_2$	Butyl formate	106.1	18	1.7–8.2%	322
$\text{C}_5\text{H}_{10}\text{O}_2$	Isobutyl formate	98.2	5	2–9%	320
$\text{C}_5\text{H}_{10}\text{O}_2$	Propyl acetate	101.5	13	1.7–8%	450
$\text{C}_5\text{H}_{10}\text{O}_2$	Isopropyl acetate	88.6	2	1.8–8%	460
$\text{C}_5\text{H}_{10}\text{O}_2$	Ethyl propanoate	99.1	12	1.9–11%	440
$\text{C}_5\text{H}_{10}\text{O}_2$	Methyl butanoate	102.8	14		
$\text{C}_5\text{H}_{10}\text{O}_2$	3-Ethoxypropanal	135.2	38		
$\text{C}_5\text{H}_{10}\text{O}_2$	Tetrahydrofurfuryl alcohol	178	75	1.5–9.7%	282
$\text{C}_5\text{H}_{10}\text{O}_3$	Diethyl carbonate	126	25		
$\text{C}_5\text{H}_{10}\text{O}_3$	Ethylene glycol monomethyl ether acetate	143	49	1.5–12.3%	392
$\text{C}_5\text{H}_{10}\text{O}_3$	Ethyl lactate	154.5	46	1.5–?	400
$\text{C}_5\text{H}_{11}\text{Br}$	1-Bromopentane	129.8	32		

Mol. form.	Name	$t_b/^\circ\text{C}$	FP/ $^\circ\text{C}$	Fl. limits	IT/ $^\circ\text{C}$
$\text{C}_5\text{H}_{11}\text{Cl}$	1-Chloropentane	107.8	13	1.6–8.6%	260
$\text{C}_5\text{H}_{11}\text{Cl}$	2-Chloro-2-methylbutane	85.6		1.5–7.4%	345
$\text{C}_5\text{H}_{11}\text{Cl}$	1-Chloro-3-methylbutane	98.9	<21	1.5–7.4%	
$\text{C}_5\text{H}_{11}\text{Cl}_3\text{Si}$	Trichloropentylsilane	172	63		
$\text{C}_5\text{H}_{11}\text{N}$	Piperidine	106.2	16		
$\text{C}_5\text{H}_{11}\text{N}$	<i>N</i> -Methylpyrrolidine	81	–14		
$\text{C}_5\text{H}_{11}\text{NO}$	4-Methylmorpholine	116	24		
$\text{C}_5\text{H}_{11}\text{NO}_2$	Isopentyl nitrite	99.2			210
C_5H_{12}	Pentane	36.0	–40	1.4–8.0%	260
C_5H_{12}	Isopentane	27.8	–51	1.4–7.6%	420
C_5H_{12}	Neopentane	9.4	–65	1.4–7.5%	450
$\text{C}_5\text{H}_{12}\text{N}_2$	1-Methylpiperazine	138	42		
$\text{C}_5\text{H}_{12}\text{N}_2\text{O}$	Tetramethylurea	176.5	77		
$\text{C}_5\text{H}_{12}\text{O}$	1-Pentanol	137.9	33	1.2–10.0%	300
$\text{C}_5\text{H}_{12}\text{O}$	2-Pentanol	119.3	34	1.2–9.0%	343
$\text{C}_5\text{H}_{12}\text{O}$	3-Pentanol	116.2	41	1.2–9.0%	435
$\text{C}_5\text{H}_{12}\text{O}$	2-Methyl-1-butanol	128	50		385
$\text{C}_5\text{H}_{12}\text{O}$	3-Methyl-1-butanol	131.1	43	1.2–9.0%	350
$\text{C}_5\text{H}_{12}\text{O}$	2-Methyl-2-butanol	102.4	19	1.2–9.0%	437
$\text{C}_5\text{H}_{12}\text{O}$	3-Methyl-2-butanol	112.9	38		
$\text{C}_5\text{H}_{12}\text{O}$	2,2-Dimethyl-1-propanol	113.5	37		
$\text{C}_5\text{H}_{12}\text{O}$	Ethyl propyl ether	63.2	<–20	1.7–9.0%	
$\text{C}_5\text{H}_{12}\text{O}_2$	1,5-Pentanediol	239	129		335
$\text{C}_5\text{H}_{12}\text{O}_2$	2-Isopropoxyethanol	145	33		
$\text{C}_5\text{H}_{12}\text{O}_2$	2,2-Dimethyl-1,3-propanediol	208	129		399
$\text{C}_5\text{H}_{12}\text{O}_3$	Diethylene glycol monomethyl ether	193	96	1.38–22.7%	240
$\text{C}_5\text{H}_{12}\text{S}$	1-Pentanethiol	126.6	18		
$\text{C}_5\text{H}_{12}\text{S}$	3-Methyl-2-butanethiol		3		
$\text{C}_5\text{H}_{13}\text{N}$	Pentylamine	104.3	–1	2.2–22%	
$\text{C}_5\text{H}_{13}\text{N}$	Butylmethylamine	91	13		
$\text{C}_6\text{H}_2\text{Cl}_4$	1,2,4,5-Tetrachlorobenzene	244.5	155		
$\text{C}_6\text{H}_3\text{ClN}_2\text{O}_4$	1-Chloro-2,4-dinitrobenzene	315	194	2.0–22%	
$\text{C}_6\text{H}_3\text{Cl}_3$	1,2,4-Trichlorobenzene	213.5	105	2.5–6.6%	571
$\text{C}_6\text{H}_4\text{ClNO}_2$	1-Chloro-4-nitrobenzene	242	127		
$\text{C}_6\text{H}_4\text{Cl}_2$	<i>o</i> -Dichlorobenzene	180	66	2.2–9.2%	648
$\text{C}_6\text{H}_4\text{Cl}_2$	<i>m</i> -Dichlorobenzene	173	72		
$\text{C}_6\text{H}_4\text{Cl}_2$	<i>p</i> -Dichlorobenzene	174	66		
$\text{C}_6\text{H}_4\text{Cl}_2\text{O}$	2,4-Dichlorophenol	210	114		
$\text{C}_6\text{H}_5\text{Br}$	Bromobenzene	156.0	51		565
$\text{C}_6\text{H}_5\text{Cl}$	Chlorobenzene	131.7	28	1.3–9.6%	593
$\text{C}_6\text{H}_5\text{ClO}$	<i>o</i> -Chlorophenol	174.9	64		
$\text{C}_6\text{H}_5\text{ClO}$	<i>p</i> -Chlorophenol	220	121		
$\text{C}_6\text{H}_5\text{Cl}_2\text{N}$	3,4-Dichloroaniline	272	166		
$\text{C}_6\text{H}_5\text{Cl}_3\text{Si}$	Trichlorophenylsilane	201	91		
$\text{C}_6\text{H}_5\text{F}$	Fluorobenzene	84.7	–15		
$\text{C}_6\text{H}_5\text{NO}_2$	Nitrobenzene	210.8	88	1.8–?	482
$\text{C}_6\text{H}_5\text{N}_3\text{O}_4$	2,4-Dinitroaniline		224		
C_6H_6	1,5-Hexadien-3-yne	85	<–20	1.5–?	
C_6H_6	Benzene	80.08	–11	1.2–7.8%	498
$\text{C}_6\text{H}_6\text{N}_2\text{O}_2$	<i>p</i> -Nitroaniline	332	199		
$\text{C}_6\text{H}_6\text{O}$	Phenol	181.8	79	1.8–8.6%	715
$\text{C}_6\text{H}_6\text{O}_2$	1,2-Benzenediol	245	127		
$\text{C}_6\text{H}_6\text{O}_2$	Resorcinol		127	1.4–?	608
$\text{C}_6\text{H}_6\text{O}_2$	<i>p</i> -Hydroquinone	287	165		516
$\text{C}_6\text{H}_7\text{N}$	Aniline	184.1	70	1.3–11%	615
$\text{C}_6\text{H}_7\text{N}$	2-Methylpyridine	129.3	39		538
$\text{C}_6\text{H}_7\text{N}$	4-Methylpyridine	145.3	57		
$\text{C}_6\text{H}_8\text{ClN}$	Aniline, hydrochloride		193		
$\text{C}_6\text{H}_8\text{Cl}_2\text{O}_2$	Hexanedioyl dichloride		72		
$\text{C}_6\text{H}_8\text{N}_2$	Adiponitrile	295	93	1.0–?	550
$\text{C}_6\text{H}_8\text{N}_2$	<i>o</i> -Phenylenediamine	257	156	1.5–?	

Mol. form.	Name	$t_B/^{\circ}\text{C}$	FP/ $^{\circ}\text{C}$	Fl. limits	IT/ $^{\circ}\text{C}$
$\text{C}_6\text{H}_8\text{N}_2$	Phenylhydrazine	243.5	88		
$\text{C}_6\text{H}_8\text{N}_2$	2,5-Dimethylpyrazine	155	64		
$\text{C}_6\text{H}_8\text{O}$	2,5-Dimethylfuran	93.5	7		
$\text{C}_6\text{H}_8\text{O}_4$	Dimethyl maleate	202	113		
C_6H_{10}	1,4-Hexadiene	65	-21	2.0–6.1%	
C_6H_{10}	2-Methyl-1,3-pentadiene	75.8	-12		
C_6H_{10}	4-Methyl-1,3-pentadiene	76.5	-34		
C_6H_{10}	2-Hexyne	84.5	-10		
C_6H_{10}	Cyclohexene	82.9	-12	1.2–?	310
$\text{C}_6\text{H}_{10}\text{O}$	Diallyl ether	94	-7		
$\text{C}_6\text{H}_{10}\text{O}$	Cyclohexanone	155.4	44	1.1–9.4%	420
$\text{C}_6\text{H}_{10}\text{O}$	Mesityl oxide	130	31	1.4–7.2%	344
$\text{C}_6\text{H}_{10}\text{O}_2$	Vinyl butanoate	116.7	20	1.4–8.8%	
$\text{C}_6\text{H}_{10}\text{O}_2$	Ethyl 2-butenate	136.5	2		
$\text{C}_6\text{H}_{10}\text{O}_2$	Ethyl methacrylate	117	20		
$\text{C}_6\text{H}_{10}\text{O}_2$	2,5-Hexanedione	194	79		499
$\text{C}_6\text{H}_{10}\text{O}_3$	Ethyl acetoacetate	180.8	57	1.4–9.5%	295
$\text{C}_6\text{H}_{10}\text{O}_3$	Propanoic anhydride	170	63	1.3–9.5%	285
$\text{C}_6\text{H}_{10}\text{O}_4$	Adipic acid	337.5	196		420
$\text{C}_6\text{H}_{10}\text{O}_4$	Diethyl oxalate	185.7	76		
$\text{C}_6\text{H}_{10}\text{O}_4$	Ethylene glycol diacetate	190	88	1.6–8.4%	482
$\text{C}_6\text{H}_{11}\text{Cl}$	Chlorocyclohexane	142	32		
$\text{C}_6\text{H}_{11}\text{NO}$	Caprolactam	270	125		
$\text{C}_6\text{H}_{11}\text{NO}_2$	Nitrocyclohexane	205	88		
$\text{C}_6\text{H}_{11}\text{NO}_2$	4-Acetylmorpholine		113		
C_6H_{12}	1-Hexene	63.4	-26	1.2–6.9%	253
C_6H_{12}	<i>cis</i> -2-Hexene	68.8	-21		
C_6H_{12}	2-Methyl-1-pentene	62.1	-28		300
C_6H_{12}	4-Methyl-1-pentene	53.9	-7		300
C_6H_{12}	4-Methyl- <i>cis</i> -2-pentene	56.3	-32		
C_6H_{12}	4-Methyl- <i>trans</i> -2-pentene	58.6	-29		
C_6H_{12}	2-Ethyl-1-butene	64.7	<-20		315
C_6H_{12}	2,3-Dimethyl-1-butene	55.6	<-20		360
C_6H_{12}	2,3-Dimethyl-2-butene	73.3	<-20		401
C_6H_{12}	Cyclohexane	80.7	-20	1.3–8%	245
C_6H_{12}	Methylcyclopentane	71.8	-29	1.0–8.35%	258
C_6H_{12}	Ethylcyclobutane	70.8	-15	1.2–7.7%	210
C_6H_{12}	2-Methyl-2-pentene	67.3	<-7		
$\text{C}_6\text{H}_{12}\text{Cl}_2\text{O}_2$	1,2-Bis(2-chloroethoxy)ethane	232	121		
$\text{C}_6\text{H}_{12}\text{O}$	<i>cis</i> -3-Hexen-1-ol	156.5	54		
$\text{C}_6\text{H}_{12}\text{O}$	Butyl vinyl ether	94	-9		255
$\text{C}_6\text{H}_{12}\text{O}$	Isobutyl vinyl ether	83	-9		
$\text{C}_6\text{H}_{12}\text{O}$	Hexanal	131	32		
$\text{C}_6\text{H}_{12}\text{O}$	2-Ethylbutanal		21	1.2–7.7%	
$\text{C}_6\text{H}_{12}\text{O}$	2-Methylpentanal	117	17		199
$\text{C}_6\text{H}_{12}\text{O}$	2-Hexanone	127.6	25	1–8%	423
$\text{C}_6\text{H}_{12}\text{O}$	3-Hexanone	123.5	35	1–8%	
$\text{C}_6\text{H}_{12}\text{O}$	4-Methyl-2-pentanone	116.5	18	1.2–8.0%	448
$\text{C}_6\text{H}_{12}\text{O}$	Cyclohexanol	160.8	68	1–9%	300
$\text{C}_6\text{H}_{12}\text{O}_2$	Hexanoic acid	205.2	102		380
$\text{C}_6\text{H}_{12}\text{O}_2$	2-Methylpentanoic acid	195.6	107		378
$\text{C}_6\text{H}_{12}\text{O}_2$	Diethylacetic acid	194	99		400
$\text{C}_6\text{H}_{12}\text{O}_2$	Pentyl formate	130.4	26		
$\text{C}_6\text{H}_{12}\text{O}_2$	Butyl acetate	126.1	22	1.7–7.6%	425
$\text{C}_6\text{H}_{12}\text{O}_2$	<i>sec</i> -Butyl acetate	112	31	1.7–9.8%	
$\text{C}_6\text{H}_{12}\text{O}_2$	Isobutyl acetate	116.5	18	1.3–10.5%	421
$\text{C}_6\text{H}_{12}\text{O}_2$	Propyl propanoate	122.5	79		
$\text{C}_6\text{H}_{12}\text{O}_2$	Ethyl butanoate	121.5	24		463
$\text{C}_6\text{H}_{12}\text{O}_2$	Ethyl 2-methylpropanoate	110.1	13		
$\text{C}_6\text{H}_{12}\text{O}_2$	Diacetone alcohol	167.9	58	1.8–6.9%	643

Mol. form.	Name	$t_b/^\circ\text{C}$	FP/ $^\circ\text{C}$	Fl. limits	IT/ $^\circ\text{C}$
$\text{C}_6\text{H}_{12}\text{O}_3$	Ethylene glycol monoethyl ether acetate	156.4	56	2–8%	379
$\text{C}_6\text{H}_{12}\text{O}_3$	Paraldehyde	124.3	36	1.3–?	238
$\text{C}_6\text{H}_{12}\text{S}$	Cyclohexanethiol	158.9	43		
$\text{C}_6\text{H}_{13}\text{Cl}$	1-Chlorohexane	135	35		
$\text{C}_6\text{H}_{13}\text{N}$	Cyclohexylamine	134	31	1.9–9.4%	293
$\text{C}_6\text{H}_{13}\text{NO}$	<i>N</i> -Butylacetamide	229	116		
$\text{C}_6\text{H}_{13}\text{NO}$	2,6-Dimethylmorpholine	146.6	44		
$\text{C}_6\text{H}_{13}\text{NO}$	<i>N</i> -Ethylmorpholine	138.5	32		
$\text{C}_6\text{H}_{13}\text{NO}_2$	4-Morpholineethanol	227	99		
C_6H_{14}	Hexane	68.7	–22	1.1–7.5%	225
C_6H_{14}	2-Methylpentane	60.2	<–29	1.0–7.0%	264
C_6H_{14}	3-Methylpentane	63.2	–7	1.2–7.0%	278
C_6H_{14}	2,2-Dimethylbutane	49.7	–48	1.2–7.0%	405
C_6H_{14}	2,3-Dimethylbutane	57.9	–29	1.2–7.0%	405
$\text{C}_6\text{H}_{14}\text{N}_2\text{O}$	1-Piperazineethanol	246	124		
$\text{C}_6\text{H}_{14}\text{O}$	1-Hexanol	157.6	63		
$\text{C}_6\text{H}_{14}\text{O}$	2-Methyl-1-pentanol	149	54	1.1–9.65%	310
$\text{C}_6\text{H}_{14}\text{O}$	4-Methyl-2-pentanol	131.6	41	1.0–5.5%	
$\text{C}_6\text{H}_{14}\text{O}$	2-Ethyl-1-butanol	147	57		
$\text{C}_6\text{H}_{14}\text{O}$	Dipropyl ether	90.0	21	1.3–7.0%	188
$\text{C}_6\text{H}_{14}\text{O}$	Diisopropyl ether	68.4	–28	1.4–7.9%	443
$\text{C}_6\text{H}_{14}\text{O}$	Butyl ethyl ether	92.3	4		
$\text{C}_6\text{H}_{14}\text{O}_2$	2,5-Hexanediol	218	110		
$\text{C}_6\text{H}_{14}\text{O}_2$	2-Methyl-2,4-pentanediol	197.1	102	1–9%	306
$\text{C}_6\text{H}_{14}\text{O}_2$	Ethylene glycol monobutyl ether	168.4	69	4–13%	238
$\text{C}_6\text{H}_{14}\text{O}_2$	1,1-Diethoxyethane	102.2	–21	1.6–10.4%	230
$\text{C}_6\text{H}_{14}\text{O}_2$	Ethylene glycol diethyl ether	119.4	27		205
$\text{C}_6\text{H}_{14}\text{O}_3$	1,2,6-Hexanetriol		191		
$\text{C}_6\text{H}_{14}\text{O}_3$	Diethylene glycol monoethyl ether	196	96		
$\text{C}_6\text{H}_{14}\text{O}_3$	Diethylene glycol dimethyl ether	162	67		
$\text{C}_6\text{H}_{14}\text{O}_3$	Trimethylolpropane		149		
$\text{C}_6\text{H}_{14}\text{O}_4$	Triethylene glycol	285	177	0.9–9.2%	371
$\text{C}_6\text{H}_{15}\text{N}$	Hexylamine	132	29		
$\text{C}_6\text{H}_{15}\text{N}$	Butylethylamine	107.5	18		
$\text{C}_6\text{H}_{15}\text{N}$	Dipropylamine	109.3	17		299
$\text{C}_6\text{H}_{15}\text{N}$	Diisopropylamine	83.9	–1	1.1–7.1%	316
$\text{C}_6\text{H}_{15}\text{N}$	Triethylamine	88.8	–7	1.2–8.0%	249
$\text{C}_6\text{H}_{15}\text{NO}_2$	Diisopropanolamine	250	127		374
$\text{C}_6\text{H}_{15}\text{NO}_3$	Triethanolamine	335.4	179	1–10%	
$\text{C}_6\text{H}_{15}\text{N}_3$	1-Piperazineethanamine	220	93		
$\text{C}_6\text{H}_{15}\text{O}_4\text{P}$	Triethyl phosphate	215.5	115		454
$\text{C}_6\text{H}_{16}\text{N}_2$	<i>N,N</i> -Diethylethylenediamine	144	46		
$\text{C}_7\text{H}_3\text{ClF}_3\text{NO}_2$	1-Chloro-4-nitro-2-(trifluoromethyl)benzene	232	135		
$\text{C}_7\text{H}_4\text{ClF}_3$	1-Chloro-2-(trifluoromethyl)benzene	152.2	59		
$\text{C}_7\text{H}_4\text{F}_3\text{NO}_2$	1-Nitro-3-(trifluoromethyl)benzene	202.8	103		
$\text{C}_7\text{H}_5\text{ClO}$	Benzoyl chloride	197.2	72		
$\text{C}_7\text{H}_5\text{ClO}$	4-Chlorobenzaldehyde	213.5	88		
$\text{C}_7\text{H}_5\text{Cl}_3$	(Trichloromethyl)benzene	221	127		211
$\text{C}_7\text{H}_5\text{F}_3$	(Trifluoromethyl)benzene	102.1	12		
$\text{C}_7\text{H}_6\text{N}_2\text{O}_4$	1-Methyl-2,4-dinitrobenzene		207		
$\text{C}_7\text{H}_6\text{O}$	Benzaldehyde	178.7	63		192
$\text{C}_7\text{H}_6\text{O}_2$	Benzoic acid	249.2	121		570
$\text{C}_7\text{H}_6\text{O}_2$	Salicylaldehyde	197	78		
$\text{C}_7\text{H}_6\text{O}_3$	Salicylic acid		157	1.1–?	540
$\text{C}_7\text{H}_7\text{Br}$	<i>o</i> -Bromotoluene	181.7	79		
$\text{C}_7\text{H}_7\text{Br}$	<i>p</i> -Bromotoluene	184.3	85		
$\text{C}_7\text{H}_7\text{Cl}$	(Chloromethyl)benzene	179	67	1.1–?	585
$\text{C}_7\text{H}_7\text{NO}_2$	<i>o</i> -Nitrotoluene	222	106		
$\text{C}_7\text{H}_7\text{NO}_2$	<i>m</i> -Nitrotoluene	232	106		
$\text{C}_7\text{H}_7\text{NO}_2$	<i>p</i> -Nitrotoluene	238.3	106		

Mol. form.	Name	$t_b/^\circ\text{C}$	FP/ $^\circ\text{C}$	Fl. limits	IT/ $^\circ\text{C}$
C_7H_8	Toluene	110.60	4	1.1–7.1%	480
C_7H_8	Bicyclo[2.2.1]hepta-2,5-diene	89.5	–21		
$\text{C}_7\text{H}_8\text{O}$	<i>o</i> -Cresol	191.0	81	1.4–?	599
$\text{C}_7\text{H}_8\text{O}$	<i>m</i> -Cresol	202.2	86	1.1–?	558
$\text{C}_7\text{H}_8\text{O}$	<i>p</i> -Cresol	201.9	86	1.1–?	558
$\text{C}_7\text{H}_8\text{O}$	Benzyl alcohol	205.3	93		436
$\text{C}_7\text{H}_8\text{O}$	Anisole	153.6	52		475
$\text{C}_7\text{H}_8\text{O}_2$	4-Methoxyphenol	243	132		421
$\text{C}_7\text{H}_8\text{O}_3\text{S}$	<i>p</i> -Toluenesulfonic acid		184		
$\text{C}_7\text{H}_9\text{N}$	<i>o</i> -Methylaniline	200.3	85		482
$\text{C}_7\text{H}_9\text{N}$	<i>p</i> -Methylaniline	200.4	87		482
$\text{C}_7\text{H}_9\text{NO}$	<i>o</i> -Anisidine	224	118		
$\text{C}_7\text{H}_{10}\text{O}$	3-Cyclohexene-1-carboxaldehyde	105	57		
$\text{C}_7\text{H}_{10}\text{O}_4$	3,3-Diacetoxy-1-propene	180	82		
C_7H_{12}	4-Methylcyclohexene	102.7	–1		
$\text{C}_7\text{H}_{12}\text{O}_2$	Butyl acrylate	145	29	1.7–9.9%	292
$\text{C}_7\text{H}_{12}\text{O}_2$	Isobutyl acrylate	132	30		427
$\text{C}_7\text{H}_{12}\text{O}_2$	Cyclohexyl formate	162	51		
$\text{C}_7\text{H}_{12}\text{O}_4$	Diethyl malonate	200	93		
C_7H_{14}	1-Heptene	93.6	–1		260
C_7H_{14}	<i>trans</i> -2-Heptene	98	<0		
C_7H_{14}	Cycloheptane	118.4	<21	1.1–6.7%	
C_7H_{14}	Methylcyclohexane	100.9	–4	1.2–6.7%	250
C_7H_{14}	Ethylcyclopentane	103.5	<21	1.1–6.7%	260
$\text{C}_7\text{H}_{14}\text{O}$	2-Heptanone	151.0	39	1.1–7.9%	393
$\text{C}_7\text{H}_{14}\text{O}$	3-Heptanone	147	46		
$\text{C}_7\text{H}_{14}\text{O}$	4-Heptanone	144	49		
$\text{C}_7\text{H}_{14}\text{O}$	5-Methyl-2-hexanone	144	36	1.0–8.2%	191
$\text{C}_7\text{H}_{14}\text{O}$	<i>cis</i> -2-Methylcyclohexanol	165	65		296
$\text{C}_7\text{H}_{14}\text{O}$	<i>trans</i> -2-Methylcyclohexanol	167.5	65		296
$\text{C}_7\text{H}_{14}\text{O}$	<i>cis</i> -3-Methylcyclohexanol	174.5	70		295
$\text{C}_7\text{H}_{14}\text{O}$	<i>trans</i> -3-Methylcyclohexanol	174.5	70		295
$\text{C}_7\text{H}_{14}\text{O}$	<i>cis</i> -4-Methylcyclohexanol	173	70		295
$\text{C}_7\text{H}_{14}\text{O}$	<i>trans</i> -4-Methylcyclohexanol	174	70		295
$\text{C}_7\text{H}_{14}\text{O}_2$	Pentyl acetate	149.2	16	1.1–7.5%	360
$\text{C}_7\text{H}_{14}\text{O}_2$	Isopentyl acetate	142.5	25	1.0–7.5%	360
$\text{C}_7\text{H}_{14}\text{O}_2$	<i>sec</i> -Pentyl acetate	130.5	32		
$\text{C}_7\text{H}_{14}\text{O}_2$	Butyl propanoate	146.8	32		426
$\text{C}_7\text{H}_{14}\text{O}_2$	Propyl butanoate	143.0	37		
$\text{C}_7\text{H}_{15}\text{NO}_2$	Ethyl <i>N</i> -butylcarbamate	202	92		
C_7H_{16}	Heptane	98.5	–4	1.05–6.7%	204
C_7H_{16}	2-Methylhexane	90.0	–1	1.0–6.0%	280
C_7H_{16}	3-Methylhexane	92	–4		280
C_7H_{16}	2,3-Dimethylpentane	89.7	–56	1.1–6.7%	335
C_7H_{16}	2,4-Dimethylpentane	80.4	–12		
C_7H_{16}	2,2,3-Trimethylbutane	80.8	<0		412
$\text{C}_7\text{H}_{16}\text{N}_2\text{O}$	4-Morpholinepropanamine	220	104		
$\text{C}_7\text{H}_{16}\text{O}$	2-Heptanol	159	71		
$\text{C}_7\text{H}_{16}\text{O}$	3-Heptanol	157	60		
$\text{C}_7\text{H}_{16}\text{O}$	2,4-Dimethyl-3-pentanol	138.7	49		
$\text{C}_7\text{H}_{16}\text{O}$	2,3,3-Trimethyl-2-butanol	131	<0		375
$\text{C}_7\text{H}_{17}\text{N}$	Heptylamine	156	54		
$\text{C}_7\text{H}_{18}\text{N}_2$	<i>N,N</i> -Diethyl-1,3-propanediamine	168.5	59		
$\text{C}_8\text{H}_4\text{O}_3$	Phthalic anhydride	295	152	1.7–10.5%	570
$\text{C}_8\text{H}_6\text{O}_4$	Phthalic acid		168		
$\text{C}_8\text{H}_6\text{O}_4$	Terephthalic acid		260		496
$\text{C}_8\text{H}_7\text{ClO}$	α -Chloroacetophenone	247	118		
$\text{C}_8\text{H}_7\text{N}$	Benzeneacetonitrile	233.5	113		
C_8H_8	Styrene	145	31	0.9–6.8%	490
$\text{C}_8\text{H}_8\text{O}$	Phenyloxirane	194.1	74		498
$\text{C}_8\text{H}_8\text{O}$	Benzeneacetaldehyde	195	71		

Mol. form.	Name	$t_b/^{\circ}\text{C}$	FP/ $^{\circ}\text{C}$	Fl. limits	IT/ $^{\circ}\text{C}$
$\text{C}_8\text{H}_8\text{O}$	Acetophenone	202	77		570
$\text{C}_8\text{H}_8\text{O}_2$	Benzeneacetic acid	265.5	>100		
$\text{C}_8\text{H}_8\text{O}_2$	Phenyl acetate	196	80		
$\text{C}_8\text{H}_8\text{O}_2$	Methyl benzoate	199	83		
$\text{C}_8\text{H}_8\text{O}_2$	2-Methoxybenzaldehyde	243.5	118		
$\text{C}_8\text{H}_8\text{O}_3$	Methyl salicylate	222.9	96		454
$\text{C}_8\text{H}_9\text{Cl}$	1-Chloro-4-ethylbenzene	184.4	64		
$\text{C}_8\text{H}_9\text{NO}$	Acetanilide	304	169		530
$\text{C}_8\text{H}_9\text{NO}_2$	Methyl 2-aminobenzoate	256	>100		
C_8H_{10}	Ethylbenzene	136.1	21	0.8–6.7%	432
C_8H_{10}	<i>o</i> -Xylene	144.4	32	0.9–6.7%	463
C_8H_{10}	<i>m</i> -Xylene	139.1	27	1.1–7.0%	527
C_8H_{10}	<i>p</i> -Xylene	138.3	27	1.1–7.0%	528
$\text{C}_8\text{H}_{10}\text{O}$	<i>p</i> -Ethylphenol	217.9	104		
$\text{C}_8\text{H}_{10}\text{O}$	Benzeneethanol	218.2	96		
$\text{C}_8\text{H}_{10}\text{O}$	α -Methylbenzyl alcohol	205	93		
$\text{C}_8\text{H}_{10}\text{O}$	Phenetole	169.8	63		
$\text{C}_8\text{H}_{10}\text{O}$	Benzyl methyl ether	170	135		
$\text{C}_8\text{H}_{10}\text{O}$	4-Methylanisole	175.5	60		
$\text{C}_8\text{H}_{10}\text{O}_2$	2-Phenoxyethanol	245	121		
$\text{C}_8\text{H}_{11}\text{N}$	<i>N</i> -Ethylaniline	203.0	85		
$\text{C}_8\text{H}_{11}\text{N}$	<i>N,N</i> -Dimethylaniline	194.1	63		371
$\text{C}_8\text{H}_{11}\text{N}$	2,3-Xylidine	221.5	97	1.0–?	
$\text{C}_8\text{H}_{11}\text{N}$	2,6-Xylidine	215	96		
$\text{C}_8\text{H}_{11}\text{N}$	α -Methylbenzylamine	187	79		
$\text{C}_8\text{H}_{11}\text{N}$	5-Ethyl-2-picoline	178.3	68	1.1–6.6%	
$\text{C}_8\text{H}_{11}\text{NO}$	<i>N</i> -Phenylethanolamine	279.5	152		
$\text{C}_8\text{H}_{11}\text{NO}$	<i>o</i> -Phenetidine	232.5	115		
$\text{C}_8\text{H}_{11}\text{NO}$	<i>p</i> -Phenetidine	254	116		
C_8H_{12}	1,5-Cyclooctadiene	150.8	35		
C_8H_{12}	4-Vinylcyclohexene	128	16		269
$\text{C}_8\text{H}_{12}\text{O}_4$	Diethyl maleate	223	121		350
$\text{C}_8\text{H}_{12}\text{O}_4$	Diethyl fumarate	214	104		
$\text{C}_8\text{H}_{14}\text{O}_2$	Cyclohexyl acetate	173	58		335
$\text{C}_8\text{H}_{14}\text{O}_2$	Butyl methacrylate	160	52		
$\text{C}_8\text{H}_{14}\text{O}_3$	Butanoic anhydride	200	54	0.9–5.8%	279
$\text{C}_8\text{H}_{14}\text{O}_3$	2-Methylpropanoic anhydride	183	59	1.0–6.2%	329
$\text{C}_8\text{H}_{14}\text{O}_3$	Butyl acetoacetate		85		
$\text{C}_8\text{H}_{14}\text{O}_4$	Ethyl succinate	217.7	90		
$\text{C}_8\text{H}_{14}\text{O}_5$	Diethylene glycol diacetate	200	135		
$\text{C}_8\text{H}_{14}\text{O}_6$	Diethyl tartrate	281	93		
$\text{C}_8\text{H}_{15}\text{ClO}$	Octanoyl chloride	195.6	82		
C_8H_{16}	1-Octene	121.2	21		230
C_8H_{16}	2,4,4-Trimethyl-1-pentene	101.4	–5	0.8–4.8%	391
C_8H_{16}	2,4,4-Trimethyl-2-pentene	104.9	2		305
C_8H_{16}	Ethylcyclohexane	131.9	35	0.9–6.6%	238
C_8H_{16}	<i>cis</i> -1,2-Dimethylcyclohexane	129.8	16		304
C_8H_{16}	<i>trans</i> -1,2-Dimethylcyclohexane	123.5	11		304
C_8H_{16}	<i>cis</i> -1,4-Dimethylcyclohexane	124.4	16		
C_8H_{16}	Propylcyclopentane	131			269
$\text{C}_8\text{H}_{16}\text{O}$	Octanal	171	52		
$\text{C}_8\text{H}_{16}\text{O}$	2-Ethylhexanal	163	44	0.85–7.2%	190
$\text{C}_8\text{H}_{16}\text{O}$	2-Octanone	172.5	52		
$\text{C}_8\text{H}_{16}\text{O}_2$	Hexyl acetate	171.5	45		
$\text{C}_8\text{H}_{16}\text{O}_2$	sec-Hexyl acetate	147.5	45		
$\text{C}_8\text{H}_{16}\text{O}_2$	2-Ethylbutyl acetate	162.5	54		
$\text{C}_8\text{H}_{16}\text{O}_2$	Pentyl propanoate	168.6	41		378
$\text{C}_8\text{H}_{16}\text{O}_2$	Butyl butanoate	166	53		
$\text{C}_8\text{H}_{16}\text{O}_2$	Isobutyl butanoate	156.9	50		
$\text{C}_8\text{H}_{16}\text{O}_2$	Isobutyl isobutanoate	148.6	38	0.96–7.59%	432
$\text{C}_8\text{H}_{16}\text{O}_2$	Ethyl hexanoate	167	49		

Mol. form.	Name	$t_b/^{\circ}\text{C}$	FP/ $^{\circ}\text{C}$	Fl. limits	IT/ $^{\circ}\text{C}$
$\text{C}_8\text{H}_{16}\text{O}_2$	1,4-Cyclohexanedimethanol	283	167		316
$\text{C}_8\text{H}_{16}\text{O}_3$	Pentyl lactate		79		
$\text{C}_8\text{H}_{16}\text{O}_4$	Diethylene glycol monoethyl ether acetate	218.5	110		425
$\text{C}_8\text{H}_{17}\text{Cl}$	1-Chlorooctane	181.5	70		
$\text{C}_8\text{H}_{17}\text{Cl}$	3-(Chloromethyl)heptane	172	60		
C_8H_{18}	Octane	125.6	13	1.0–6.5%	206
C_8H_{18}	2,3-Dimethylhexane	115.6	7		438
C_8H_{18}	2,4-Dimethylhexane	109.5	10		
C_8H_{18}	3-Ethyl-2-methylpentane	115.6	<21		460
C_8H_{18}	2,2,3-Trimethylpentane	110	<21		346
C_8H_{18}	2,2,4-Trimethylpentane	99.2	–12		418
C_8H_{18}	2,3,3-Trimethylpentane	114.8	<21		425
$\text{C}_8\text{H}_{18}\text{O}$	1-Octanol	195.1	81		
$\text{C}_8\text{H}_{18}\text{O}$	2-Octanol	180	88		
$\text{C}_8\text{H}_{18}\text{O}$	2-Ethyl-1-hexanol	184.6	73	0.88–9.7%	231
$\text{C}_8\text{H}_{18}\text{O}$	Dibutyl ether	140.2	25	1.5–7.6%	194
$\text{C}_8\text{H}_{18}\text{O}_2$	2-Ethyl-1,3-hexanediol	244	127		360
$\text{C}_8\text{H}_{18}\text{O}_2$	2,2,4-Trimethyl-1,3-pentanediol	235	113		346
$\text{C}_8\text{H}_{18}\text{O}_2$	Di- <i>tert</i> -butyl peroxide	111	18		
$\text{C}_8\text{H}_{18}\text{O}_3$	Diethylene glycol diethyl ether	185	82		
$\text{C}_8\text{H}_{18}\text{O}_4$	2,5,8,11-Tetraoxadodecane	216	111		
$\text{C}_8\text{H}_{18}\text{O}_5$	Tetraethylene glycol	328	182		
$\text{C}_8\text{H}_{18}\text{S}$	1-Octanethiol	199.1	69		
$\text{C}_8\text{H}_{18}\text{S}$	Dibutyl sulfide	185	76		
$\text{C}_8\text{H}_{19}\text{N}$	Octylamine	179.6	60		
$\text{C}_8\text{H}_{19}\text{N}$	Dibutylamine	159.6	47	1.1–6%	
$\text{C}_8\text{H}_{19}\text{N}$	Diisobutylamine	139.6	29		
$\text{C}_8\text{H}_{19}\text{N}$	2-Ethylhexylamine	169.2	60		
$\text{C}_8\text{H}_{20}\text{O}_4\text{Si}$	Ethyl silicate	168.8	52		
$\text{C}_8\text{H}_{23}\text{N}_5$	Tetraethylenepentamine	341.5	163		321
$\text{C}_9\text{H}_6\text{N}_2\text{O}_2$	Toluene-2,4-diisocyanate	251	127	0.9–9.5%	
$\text{C}_9\text{H}_7\text{N}$	Quinoline	237.1			480
C_9H_{10}	<i>o</i> -Methylstyrene	169.8	53	0.8–11.0%	538
C_9H_{10}	<i>m</i> -Methylstyrene	164	53	0.8–11.0%	538
C_9H_{10}	<i>p</i> -Methylstyrene	172.8	53	0.8–11.0%	538
C_9H_{10}	Isopropenylbenzene	165.4	54	1.9–6.1%	574
$\text{C}_9\text{H}_{10}\text{O}$	1-Phenyl-1-propanone	217.5	99		
$\text{C}_9\text{H}_{10}\text{O}$	4-Methylacetophenone	226	96		
$\text{C}_9\text{H}_{10}\text{O}_2$	Ethyl benzoate	212	88		490
$\text{C}_9\text{H}_{10}\text{O}_2$	Benzyl acetate	213	90		460
$\text{C}_9\text{H}_{10}\text{O}_2$	Methyl 2-phenylacetate	216.5	91		
$\text{C}_9\text{H}_{11}\text{NO}$	4-Methylacetanilide	307	168		
C_9H_{12}	Propylbenzene	159.2	30	0.8–6.0%	450
C_9H_{12}	Isopropylbenzene	152.4	36	0.9–6.5%	424
C_9H_{12}	<i>o</i> -Ethyltoluene	165.2			440
C_9H_{12}	<i>m</i> -Ethyltoluene	161.3			480
C_9H_{12}	<i>p</i> -Ethyltoluene	162			475
C_9H_{12}	1,2,3-Trimethylbenzene	176.1	44	0.8–6.6%	470
C_9H_{12}	1,2,4-Trimethylbenzene	169.3	44	0.9–6.4%	500
C_9H_{12}	1,3,5-Trimethylbenzene	164.7	50	1–5%	559
$\text{C}_9\text{H}_{12}\text{O}$	α -Ethylbenzyl alcohol	219	100		
$\text{C}_9\text{H}_{12}\text{O}_2$	Ethylene glycol monobenzyl ether	256	129		352
$\text{C}_9\text{H}_{12}\text{O}_3$	Ethyl <i>p</i> -toluenesulfonate		158		
$\text{C}_9\text{H}_{13}\text{N}$	Amphetamine	203	<100		
$\text{C}_9\text{H}_{14}\text{O}$	Phorone	197.5	85		
$\text{C}_9\text{H}_{14}\text{O}$	Isophorone	215.2	84	0.8–3.8%	460
$\text{C}_9\text{H}_{14}\text{O}_6$	Triacetin	259	138	1.0–?	433
C_9H_{16}	Octahydroindene	167			296
$\text{C}_9\text{H}_{16}\text{O}_2$	Allyl hexanoate	186	66		
C_9H_{18}	1-Nonene	146.9	26		

Mol. form.	Name	$t_b/^\circ\text{C}$	FP/ $^\circ\text{C}$	Fl. limits	IT/ $^\circ\text{C}$
C_9H_{18}	Propylcyclohexane	156.7			248
C_9H_{18}	Isopropylcyclohexane	154.8			283
C_9H_{18}	Butylcyclopentane	156.6			250
$\text{C}_9\text{H}_{18}\text{O}$	2-Nonanone	195.3	60	0.9–5.9%	360
$\text{C}_9\text{H}_{18}\text{O}$	Diisobutyl ketone	169.4	49	0.8–7.1%	396
$\text{C}_9\text{H}_{18}\text{O}_2$	Pentyl butanoate	186.4	57		
$\text{C}_9\text{H}_{18}\text{O}_2$	Isopentyl butanoate	179	59		
$\text{C}_9\text{H}_{18}\text{O}_2$	Butyl 3-methylbutanoate		53		
C_9H_{20}	Nonane	150.8	31	0.8–2.9%	205
C_9H_{20}	3-Ethyl-4-methylhexane	140	24		
C_9H_{20}	4-Ethyl-2-methylhexane	133.8	<21	0.7–?	280
C_9H_{20}	2,2,5-Trimethylhexane	124.0	13		
C_9H_{20}	3,3-Diethylpentane	146.3		0.7–5.7%	290
C_9H_{20}	3-Ethyl-2,4-dimethylpentane	136.7	390		
C_9H_{20}	2,2,3,3-Tetramethylpentane	140.2	<21	0.8–4.9%	430
C_9H_{20}	2,2,3,4-Tetramethylpentane	133.0	<21		
$\text{C}_9\text{H}_{21}\text{BO}_3$	Triisopropyl borate	140	28		
$\text{C}_9\text{H}_{21}\text{N}$	Tripropylamine	156	41		
$\text{C}_9\text{H}_{21}\text{NO}_3$	Triisopropanolamine		160		320
$\text{C}_{10}\text{H}_7\text{Cl}$	1-Chloronaphthalene	259	121		>558
C_{10}H_8	Naphthalene	217.9	79	0.9–5.9%	526
$\text{C}_{10}\text{H}_8\text{O}$	2-Naphthol	285	153		
$\text{C}_{10}\text{H}_9\text{N}$	1-Naphthalenamine	300.8	157		
$\text{C}_{10}\text{H}_{10}\text{O}_2$	Safrole	234.5	100		
$\text{C}_{10}\text{H}_{10}\text{O}_4$	Dimethyl phthalate	283.7	146	0.9–?	490
$\text{C}_{10}\text{H}_{10}\text{O}_4$	Dimethyl isophthalate	282	138		
$\text{C}_{10}\text{H}_{10}\text{O}_4$	Dimethyl terephthalate	288	153		518
$\text{C}_{10}\text{H}_{11}\text{NO}_2$	Acetoacetanilide		185		
$\text{C}_{10}\text{H}_{12}$	1,2,3,4-Tetrahydronaphthalene	207.6	71	0.8–5.0%	385
$\text{C}_{10}\text{H}_{12}\text{O}_2$	Isopropyl benzoate	216	99		
$\text{C}_{10}\text{H}_{12}\text{O}_2$	Ethyl phenylacetate	227	99		
$\text{C}_{10}\text{H}_{14}$	Butylbenzene	183.3	71	0.8–5.8%	410
$\text{C}_{10}\text{H}_{14}$	sec-Butylbenzene	173.3	52	0.8–6.9%	418
$\text{C}_{10}\text{H}_{14}$	tert-Butylbenzene	169.1	60	0.7–5.7%	450
$\text{C}_{10}\text{H}_{14}$	Isobutylbenzene	172.7	55	0.8–6.0%	427
$\text{C}_{10}\text{H}_{14}$	p-Cymene	177.1	47	0.7–5.6%	436
$\text{C}_{10}\text{H}_{14}$	1,2,3,4-Tetramethylbenzene	205	74		427
$\text{C}_{10}\text{H}_{14}$	1,2,3,5-Tetramethylbenzene	198	71		427
$\text{C}_{10}\text{H}_{14}$	1,2,4,5-Tetramethylbenzene	196.8	54		
$\text{C}_{10}\text{H}_{14}$	o-Diethylbenzene	184	57		395
$\text{C}_{10}\text{H}_{14}$	m-Diethylbenzene	181.1	56		450
$\text{C}_{10}\text{H}_{14}$	p-Diethylbenzene	183.7	55	0.7–6.0%	430
$\text{C}_{10}\text{H}_{14}\text{O}$	Butyl phenyl ether	210	82		
$\text{C}_{10}\text{H}_{14}\text{O}_2$	4-tert-Butyl-1,2-benzenediol	285	130		
$\text{C}_{10}\text{H}_{15}\text{N}$	N-Butylaniline	243.5	107		
$\text{C}_{10}\text{H}_{15}\text{N}$	N,N-Diethylaniline	216.3	85		630
$\text{C}_{10}\text{H}_{15}\text{NO}_2$	N-Phenyl-N,N-diethanolamine		196	0.7–?	387
$\text{C}_{10}\text{H}_{16}$	Dipentene	178	45		237
$\text{C}_{10}\text{H}_{16}$	d-Limonene	178	45	0.7–6.1%	237
$\text{C}_{10}\text{H}_{16}$	α -Pinene	156.2	33		255
$\text{C}_{10}\text{H}_{16}$	β -Pinene	166	38		275
$\text{C}_{10}\text{H}_{16}$	β -Phellandrene	171.5	49		
$\text{C}_{10}\text{H}_{16}\text{O}$	Camphor	207.4	66	0.6–3.5%	466
$\text{C}_{10}\text{H}_{18}$	trans-Decahydronaphthalene	187.3	54	0.7–5.4%	255
$\text{C}_{10}\text{H}_{18}\text{O}$	Borneol		66		
$\text{C}_{10}\text{H}_{18}\text{O}$	Linalol	198	71		
$\text{C}_{10}\text{H}_{18}\text{O}$	α -Terpineol	220	90		
$\text{C}_{10}\text{H}_{18}\text{O}$	Cineole	176.4	48		
$\text{C}_{10}\text{H}_{18}\text{O}$	trans-Geraniol	230	>100		
$\text{C}_{10}\text{H}_{18}\text{O}_4$	Dibutyl oxalate	241	104		
$\text{C}_{10}\text{H}_{19}\text{NO}_2$	N-tert-Butylaminoethyl methacrylate		96		

Mol. form.	Name	$t_b/^\circ\text{C}$	FP/ $^\circ\text{C}$	Fl. limits	IT/ $^\circ\text{C}$
$\text{C}_{10}\text{H}_{20}$	1-Decene	170.5	<55		235
$\text{C}_{10}\text{H}_{20}$	Butylcyclohexane	180.9			246
$\text{C}_{10}\text{H}_{20}$	Isobutylcyclohexane	171.3			274
$\text{C}_{10}\text{H}_{20}$	<i>tert</i> -Butylcyclohexane	171.5			342
$\text{C}_{10}\text{H}_{20}\text{O}$	Citronellol	224	96		
$\text{C}_{10}\text{H}_{20}\text{O}_2$	2-Ethylhexyl acetate	199	71	0.76–8.14%	268
$\text{C}_{10}\text{H}_{20}\text{O}_2$	Ethyl octanoate	208.5	79		
$\text{C}_{10}\text{H}_{21}\text{N}$	<i>N</i> -Butylcyclohexanamine		93		
$\text{C}_{10}\text{H}_{22}$	Decane	174.1	51	0.8–5.4%	210
$\text{C}_{10}\text{H}_{22}$	2-Methylnonane	167.1			210
$\text{C}_{10}\text{H}_{22}$	3-Ethyl octane	166.5			230
$\text{C}_{10}\text{H}_{22}$	4-Ethyl octane	163.7			229
$\text{C}_{10}\text{H}_{22}\text{O}$	1-Decanol	231.1	82		288
$\text{C}_{10}\text{H}_{22}\text{O}$	Dipentyl ether	190	57		170
$\text{C}_{10}\text{H}_{22}\text{O}_2$	Ethylene glycol dibutyl ether	203.3	85		
$\text{C}_{10}\text{H}_{22}\text{O}_5$	Tetraethylene glycol dimethyl ether	275.3	141		
$\text{C}_{10}\text{H}_{22}\text{S}$	Dipentyl sulfide		85		
$\text{C}_{10}\text{H}_{23}\text{N}$	Decylamine	220.5	99		
$\text{C}_{10}\text{H}_{23}\text{N}$	Dipentylamine	202.5	51		
$\text{C}_{11}\text{H}_{10}$	1-Methylnaphthalene	244.7			529
$\text{C}_{11}\text{H}_{12}\text{O}_3$	Ethyl benzoylacetate		141		
$\text{C}_{11}\text{H}_{14}\text{O}_2$	Butyl benzoate	250.3	107		
$\text{C}_{11}\text{H}_{16}$	<i>p-tert</i> -Butyltoluene	190	68		
$\text{C}_{11}\text{H}_{16}$	Pentylbenzene	205.4	66		
$\text{C}_{11}\text{H}_{16}$	1,3-Diethyl-5-methylbenzene	205			455
$\text{C}_{11}\text{H}_{16}$	Pentamethylbenzene	232	93		427
$\text{C}_{11}\text{H}_{16}\text{O}$	4- <i>tert</i> -Butyl-2-methylphenol	237	118		
$\text{C}_{11}\text{H}_{17}\text{N}$	<i>p-tert</i> -Pentylaniline	260.5	102		
$\text{C}_{11}\text{H}_{20}\text{O}_2$	2-Ethylhexyl acrylate		82		252
$\text{C}_{11}\text{H}_{22}$	Pentylcyclohexane	203.7			239
$\text{C}_{11}\text{H}_{22}\text{O}$	2-Undecanone	231.5	89		
$\text{C}_{11}\text{H}_{22}\text{O}_2$	Nonyl acetate	210	68		
$\text{C}_{11}\text{H}_{24}$	Undecane	195.9	69		
$\text{C}_{11}\text{H}_{24}$	2-Methyldecane	189.3			225
$\text{C}_{11}\text{H}_{24}\text{O}$	2-Undecanol	228	113		
$\text{C}_{12}\text{H}_9\text{Br}$	4-Bromo-1,1'-biphenyl	310	144		
$\text{C}_{12}\text{H}_{10}$	Biphenyl	256.1	113	0.6–5.8%	540
$\text{C}_{12}\text{H}_{10}\text{Cl}_2\text{Si}$	Dichlorodiphenylsilane	305	142		
$\text{C}_{12}\text{H}_{10}\text{O}$	<i>o</i> -Phenylphenol	286	124		530
$\text{C}_{12}\text{H}_{10}\text{O}$	Diphenyl ether	258.0	112	0.8–1.5%	618
$\text{C}_{12}\text{H}_{11}\text{N}$	2-Aminobiphenyl	299			450
$\text{C}_{12}\text{H}_{11}\text{N}$	Diphenylamine	302	153		634
$\text{C}_{12}\text{H}_{12}$	1-Ethyl naphthalene	258.6			480
$\text{C}_{12}\text{H}_{14}\text{O}_4$	Diethyl phthalate	295	161	0.7–?	457
$\text{C}_{12}\text{H}_{14}\text{O}_4$	Diethyl terephthalate	302	117		
$\text{C}_{12}\text{H}_{16}$	Cyclohexylbenzene	240.1	99		
$\text{C}_{12}\text{H}_{16}\text{O}_3$	Pentyl salicylate	270	132		
$\text{C}_{12}\text{H}_{17}\text{NO}$	<i>N</i> -Butyl- <i>N</i> -phenylacetamide	281	141		
$\text{C}_{12}\text{H}_{18}$	1,5,9-Cyclododecatriene	240	71		
$\text{C}_{12}\text{H}_{20}\text{O}_4$	Dibutyl maleate	280	141		
$\text{C}_{12}\text{H}_{22}\text{O}_4$	Dimethyl sebacate		145		
$\text{C}_{12}\text{H}_{22}\text{O}_6$	Dibutyl tartrate	320	91		284
$\text{C}_{12}\text{H}_{23}\text{N}$	Dicyclohexylamine		>99		
$\text{C}_{12}\text{H}_{24}$	1-Dodecene	213.8	79		
$\text{C}_{12}\text{H}_{24}\text{O}_2$	Ethyl decanoate	241.5	>100		
$\text{C}_{12}\text{H}_{25}\text{Br}$	1-Bromododecane	276	144		
$\text{C}_{12}\text{H}_{26}$	Dodecane	216.3	74	0.6–?	203
$\text{C}_{12}\text{H}_{26}\text{O}$	1-Dodecanol	259	127		275
$\text{C}_{12}\text{H}_{26}\text{O}$	2-Butyl-1-octanol	246.5	110		
$\text{C}_{12}\text{H}_{26}\text{O}_3$	Diethylene glycol dibutyl ether	256	118		310
$\text{C}_{12}\text{H}_{26}\text{S}$	1-Dodecanethiol	277	128		

Mol. form.	Name	$t_B/^\circ\text{C}$	FP/ $^\circ\text{C}$	Fl. limits	IT/ $^\circ\text{C}$
$\text{C}_{12}\text{H}_{27}\text{BO}_3$	Tributyl borate	234	93		
$\text{C}_{12}\text{H}_{27}\text{N}$	Tributylamine	216.5	63		
$\text{C}_{12}\text{H}_{27}\text{O}_4\text{P}$	Tributyl phosphate	289	146		
$\text{C}_{13}\text{H}_{12}$	2-Methylbiphenyl	255.5	137		502
$\text{C}_{13}\text{H}_{12}$	Diphenylmethane	265.0	130		485
$\text{C}_{13}\text{H}_{14}\text{N}_2$	<i>p,p'</i> -Diaminodiphenylmethane	398	220		
$\text{C}_{13}\text{H}_{26}$	1-Tridecene	232.8	79		
$\text{C}_{13}\text{H}_{26}\text{O}$	2-Tridecanone	263	107		
$\text{C}_{13}\text{H}_{28}$	Tridecane	235.4	79		
$\text{C}_{13}\text{H}_{28}\text{O}$	1-Tridecanol		121		
$\text{C}_{14}\text{H}_8\text{O}_2$	9,10-Anthracenedione	377	185		
$\text{C}_{14}\text{H}_{10}$	Anthracene	339.9	121	0.6–?	540
$\text{C}_{14}\text{H}_{10}$	Phenanthrene	340	171		
$\text{C}_{14}\text{H}_{12}\text{O}_2$	Benzyl benzoate	323.5	148		480
$\text{C}_{14}\text{H}_{12}\text{O}_3$	Benzyl salicylate	320	>100		
$\text{C}_{14}\text{H}_{14}$	1,1-Diphenylethane	272.6	>100		440
$\text{C}_{14}\text{H}_{14}\text{O}$	Dibenzyl ether	298	135		
$\text{C}_{14}\text{H}_{16}$	1-Butyl naphthalene	289.3	360		
$\text{C}_{14}\text{H}_{16}\text{N}_2\text{O}_2$	<i>o</i> -Dianisidine		206		
$\text{C}_{14}\text{H}_{23}\text{N}$	<i>N,N</i> -Dibutylaniline	274.8	110		
$\text{C}_{14}\text{H}_{28}$	1-Tetradecene	233	110		235
$\text{C}_{14}\text{H}_{30}$	Tetradecane	253.5	112	0.5–?	200
$\text{C}_{14}\text{H}_{30}\text{O}$	1-Tetradecanol	289	141		
$\text{C}_{15}\text{H}_{18}$	1-Pentyl naphthalene	307	124		
$\text{C}_{15}\text{H}_{24}$	Nonylbenzene	280.5	99		
$\text{C}_{15}\text{H}_{24}\text{O}$	2,6-Di- <i>tert</i> -butyl-4-methylphenol	265	127		
$\text{C}_{15}\text{H}_{26}\text{O}_6$	Tributylin	307.5	180	0.5–?	407
$\text{C}_{15}\text{H}_{33}\text{N}$	Triphenylamine	242.5	102		
$\text{C}_{16}\text{H}_{14}\text{O}$	1,3-Diphenyl-2-buten-1-one	342.5	177		
$\text{C}_{16}\text{H}_{18}$	2-Butyl-1,1'-biphenyl		>100		430
$\text{C}_{16}\text{H}_{22}\text{O}_4$	Dibutyl phthalate	340	157	0.5–?	402
$\text{C}_{16}\text{H}_{26}$	Decylbenzene	298	107		
$\text{C}_{16}\text{H}_{34}$	Hexadecane	286.8	136		202
$\text{C}_{16}\text{H}_{34}\text{O}$	Dioctyl ether	283	>100		205
$\text{C}_{16}\text{H}_{35}\text{N}$	Bis(2-ethylhexyl)amine		132		
$\text{C}_{17}\text{H}_{20}\text{N}_2\text{O}$	<i>N,N'</i> -Diethylcarbanilide		150		
$\text{C}_{17}\text{H}_{34}\text{O}$	2-Heptadecanone	320	120		
$\text{C}_{17}\text{H}_{36}\text{O}$	1-Heptadecanol	333	154		
$\text{C}_{18}\text{H}_{14}$	<i>o</i> -Terphenyl	332	163		
$\text{C}_{18}\text{H}_{14}$	<i>m</i> -Terphenyl	363	191		
$\text{C}_{18}\text{H}_{15}\text{O}_3\text{P}$	Triphenyl phosphite	360	218		
$\text{C}_{18}\text{H}_{15}\text{O}_4\text{P}$	Triphenyl phosphate		220		
$\text{C}_{18}\text{H}_{15}\text{P}$	Triphenylphosphine		180		
$\text{C}_{18}\text{H}_{30}$	Dodecylbenzene	328	140		
$\text{C}_{18}\text{H}_{32}\text{O}_7$	Butyl citrate		157		368
$\text{C}_{18}\text{H}_{34}\text{O}_2$	Oleic acid	360	189		363
$\text{C}_{18}\text{H}_{34}\text{O}_4$	Dibutyl sebacate	344.5	178	0.4–?	365
$\text{C}_{18}\text{H}_{36}\text{O}_2$	Stearic acid		196		395
$\text{C}_{18}\text{H}_{37}\text{Cl}_3\text{Si}$	Trichlorooctadecylsilane		89		
$\text{C}_{18}\text{H}_{38}$	Octadecane	316.3	>100		227
$\text{C}_{18}\text{H}_{38}\text{O}$	1-Octadecanol				450
$\text{C}_{19}\text{H}_{16}$	Triphenylmethane	359	>100		
$\text{C}_{19}\text{H}_{38}\text{O}$	2-Nonadecanone		124		
$\text{C}_{19}\text{H}_{38}\text{O}_2$	Methyl stearate	443	153		
$\text{C}_{19}\text{H}_{40}$	Nonadecane	329.9	>100		230
$\text{C}_{20}\text{H}_{14}\text{O}_4$	Diphenyl phthalate		224		
$\text{C}_{20}\text{H}_{28}$	1-Decyl naphthalene	379	177		
$\text{C}_{20}\text{H}_{42}$	Eicosane	343	>100		232
$\text{C}_{21}\text{H}_{21}\text{O}_4\text{P}$	Tri- <i>o</i> -cresyl phosphate	410	225		385
$\text{C}_{21}\text{H}_{26}\text{O}_3$	4-Octylphenyl salicylate		216		416
$\text{C}_{21}\text{H}_{32}\text{O}_2$	Methyl abietate		180		

Mol. form.	Name	$t_b/^\circ\text{C}$	FP/$^\circ\text{C}$	Fl. limits	IT/$^\circ\text{C}$
$\text{C}_{22}\text{H}_{42}\text{O}_2$	Butyl oleate		180		
$\text{C}_{22}\text{H}_{42}\text{O}_4$	Bis(2-ethylhexyl) adipate		206	0.4-?	377
$\text{C}_{22}\text{H}_{44}\text{O}_2$	Butyl stearate	343	160		355
$\text{C}_{23}\text{H}_{46}\text{O}_2$	Pentyl stearate		185		
$\text{C}_{24}\text{H}_{20}\text{Sn}$	Tetraphenylstannane	420	232		
$\text{C}_{24}\text{H}_{38}\text{O}_4$	Bis(2-ethylhexyl) phthalate	384	218		
$\text{C}_{25}\text{H}_{48}\text{O}_4$	Bis(2-ethylhexyl) azelate		227	0.3-?	374

THRESHOLD LIMITS FOR AIRBORNE CONTAMINANTS

Several organizations recommend limits of exposure to airborne contaminants in the workplace. These include the Occupational Safety and Health Administration (OSHA), the National Institute for Occupational Safety and Health (NIOSH), and the non-governmental organization, American Conference of Governmental Industrial Hygienists (ACGIH). The threshold limit value (TLV) for a substance (also known as permissible exposure limit, PEL) is defined as the concentration level under which the majority of workers may be repeatedly exposed, day after day, without adverse effects. The TLV recommendations are given in two forms:

- Time-weighted average (TWA) concentration for a normal 8-hr workday and 40-hr workweek.
- Short-term exposure limit (STEL), which should not be exceeded for more than 15 min.

Both kinds of limits are specified for some substances.

The following table gives threshold limit values for a number of substances that may be encountered in the atmosphere of a chemical laboratory or industrial facility. All values refer to the concentration in air at 25 °C and normal atmospheric pressure. Data for gases are given in parts per million by volume (ppm). Values for liquids refer to mists or aerosols, and those for solids to dusts or fumes; both are stated in mass concentration units (mg/m³). In some cases the Comments column includes the statement “Ceiling value”, which in-

dicates a ceiling limit that should not be exceeded even for very brief periods because of acute toxic effects of the substance. The notation “levels as low as possible” in the Comments column indicates such a high degree of hazard that no safe limit can be recommended. The notation NIC 2015 indicates that changes will be made in 2015.

Substances are listed alphabetically by systematic name. The Comments column gives common synonyms (in brackets) and further information on the physical form of the substance and the basis to which the limit is referred. The Formula column gives the molecular formula in the Hill convention for organic compounds and the customary line formula for inorganic compounds. The TWA and STEL limits appear in the last two columns.

References

1. *2014 TLV's and BEI's*, American Conference of Governmental Industrial Hygienists, 1330 Kemper Meadow Drive, Cincinnati, OH 45240-1634, 2014 (www.acgih.org).
2. *NIOSH Pocket Guide to Chemical Hazards*, U.S. Department of Health and Human Services, National Institute for Occupational Health and Safety, 2010 (www.cdc.gov/niosh/npg/).
3. OSHA Standard Number 1910.1000, TABLE Z-1, Limits for Air Contaminants, U.S. Department of Labor, Occupational Safety and Health Administration (www.osha.gov/pls/oshaweb/owadisp.show_document?p_table=STANDARDS&p_id=9992).

Name	Comments	Formula	CAS Reg. No.	Time-weighted average	Short-term exposure limit
Abate	[Temephos]	C ₁₆ H ₂₀ O ₆ P ₂ S ₃	3383-96-8	10 mg/m ³	
Acetaldehyde	[Ethanal] Ceiling value	CH ₃ CHO	75-07-0		25 ppm
Acetic acid	[Ethanoic acid]	CH ₃ COOH	64-19-7	10 ppm	15 ppm
Acetic anhydride	[Acetyl acetate]	C ₄ H ₆ O ₃	108-24-7	1 ppm	3 ppm
Acetone	[2-Propanone] NIC 2015	(CH ₃) ₂ CO	67-64-1	500 ppm	750 ppm
Acetone cyanohydrin	as CN. Ceiling value	C ₄ H ₇ NO	75-86-5		5 mg/m ³
Acetonitrile	[Methyl cyanide]	CH ₃ CN	75-05-8	20 ppm	
Acetophenone	[Methyl phenyl ketone]	C ₈ H ₈ O	98-86-2	10 ppm	
2-(Acetyloxy)benzoic acid	[Acetylsalicylic acid (Aspirin)]	C ₉ H ₈ O ₄	50-78-2	5 mg/m ³	
Acrolein	[2-Propenal] Ceiling value	CH ₂ =CHCHO	107-02-8		0.1 ppm
Acrylamide	[2-Propenamide]	C ₃ H ₅ NO	79-06-1	0.03 mg/m ³	
Acrylic acid	[2-Propenoic acid]	C ₃ H ₄ O ₂	79-10-7	2 ppm	
Acrylonitrile	[Propenenitrile]	CH ₂ =CHCN	107-13-1	2 ppm	
Alachlor	[Acetamide, 2-chloro-N-(2,6-diethylphenyl)-N-(methoxymethyl)-]	C ₁₄ H ₂₀ ClNO ₂	15972-60-8	1 mg/m ³	
Aldrin	inhalable fraction & vapor	C ₁₂ H ₈ Cl ₆	309-00-2	0.05 mg/m ³	
Allyl alcohol	[2-Propen-1-ol]	C ₃ H ₆ O	107-18-6	0.5 ppm	
Allyl glycidyl ether	[AGE]	C ₆ H ₁₀ O ₂	106-92-3	1 ppm	
Allyl propyl disulfide		C ₆ H ₁₂ S ₂	2179-59-1	0.5 ppm	
Aluminum	metal dust and insoluble compounds	Al	7429-90-5	1 mg/m ³	
4-Aminobiphenyl	[p-Biphenylamine]; levels as low as possible	C ₁₂ H ₁₁ N	92-67-1		
4-Amino-3,5,6-trichloro-2-pyridinecarboxylic acid	[Picloram]	C ₆ H ₃ Cl ₃ N ₂ O ₂	1918-02-1	10 mg/m ³	
Ammonia		NH ₃	7664-41-7	25 ppm	35 ppm
Ammonium chloride	[Sal ammoniac]; fume	NH ₄ Cl	12125-02-9	10 mg/m ³	20 mg/m ³
Ammonium perfluorooctanoate		C ₈ H ₄ F ₁₅ NO ₂	3825-26-1	0.01 mg/m ³	
Ammonium sulfamate		NH ₄ NH ₂ SO ₃	7773-06-0	10 mg/m ³	
Aniline	[Benzenamine]	C ₆ H ₅ NH ₂	62-53-3	2 ppm	
Antimony	and compounds, as Sb	Sb	7440-36-0	0.5 mg/m ³	
Antimony(III) oxide (senarmontite)	[Senarmontite]; levels as low as possible	Sb ₂ O ₃	1309-64-4		
Arsenic	and inorganic compounds, as As	As	7440-38-2	0.01 mg/m ³	
Arsine	[Arsenic hydride]	AsH ₃	7784-42-1	0.005 ppm	
Asbestos	all forms; limit is 0.1 fibers/mL		1332-21-4		
Asphalt	fume, as aerosol		8052-42-4	0.5 mg/m ³	
Atrazine	[6-Chloro-N-ethyl-N'-(1-methylethyl)-1,3,5-triazine-2,4-diamine]	C ₆ H ₁₄ ClN ₃	1912-24-9	2 mg/m ³	
Azinphos-methyl	inhalable fraction & vapor	C ₁₀ H ₁₂ N ₂ O ₃ PS ₂	86-50-0	0.2 mg/m ³	
Barium	and soluble compounds, as Ba	Ba	7440-39-3	0.5 mg/m ³	

Name	Comments	Formula	CAS Reg. No.	Time-weighted average	Short-term exposure limit
Barium sulfate	[Barite]	BaSO ₄	7727-43-7	5 mg/m ³	
Benomyl	inhalable fraction	C ₁₄ H ₁₈ N ₄ O ₃	17804-35-2	1 mg/m ³	
Benz[<i>a</i>]anthracene	[1,2-Benzanthracene]; levels as low as possible	C ₁₈ H ₁₂	56-55-3		
Benzene		C ₆ H ₆	71-43-2	0.5 ppm	2.5 ppm
1,2-Benzenediamine	[<i>o</i> -Phenylenediamine]	C ₆ H ₈ N ₂	95-54-5	0.1 mg/m ³	
1,3-Benzenediamine	[<i>m</i> -Phenylenediamine]	C ₆ H ₈ N ₂	108-45-2	0.1 mg/m ³	
1,4-Benzenediamine	[<i>p</i> -Phenylenediamine]	C ₆ H ₈ N ₂	106-50-3	0.1 mg/m ³	
1,3-Benzenedimethanamine	[<i>m</i> -Xylene diamine] Ceiling value	C ₈ H ₁₂ N ₂	1477-55-0		0.1 mg/m ³
Benzenethiol	[Phenyl mercaptan]	C ₆ H ₅ SH	108-98-5	0.1 ppm	
<i>p</i> -Benzidine	[[1,1'-Biphenyl]-4,4'-diamine]; levels as low as possible	C ₁₂ H ₁₂ N ₂	92-87-5		
Benzo[<i>b</i>]fluoranthene	[Benz[<i>e</i>]acephenanthrylene]; levels as low as possible	C ₂₀ H ₁₂	205-99-2		
Benzo[<i>a</i>]pyrene	[2,3-Benzopyrene]; levels as low as possible	C ₂₀ H ₁₂	50-32-8		
<i>p</i> -Benzoquinone	[2,5-Cyclohexadiene-1,4-dione]	C ₆ H ₄ O ₂	106-51-4	0.1 ppm	
Benzoyl chloride	[Benzoic acid, chloride] Ceiling value	C ₆ H ₅ COCl	98-88-4		0.5 ppm
Benzoyl peroxide		C ₁₄ H ₁₀ O ₄	94-36-0	5 mg/m ³	
Benzyl acetate	[(Acetoxymethyl)benzene]	C ₉ H ₁₀ O ₂	140-11-4	10 ppm	
Beryllium	and compounds, as Be	Be	7440-41-7	0.00005 mg/m ³	
Biphenyl	[Diphenyl]	C ₁₂ H ₁₀	92-52-4	0.2 ppm	
Bis(2-aminoethyl)amine	[Diethylenetriamine]	C ₄ H ₁₃ N ₃	111-40-0	1 ppm	
Bis(2-chloroethyl) ether	[Dichloroethyl ether]	C ₄ H ₈ Cl ₂ O	111-44-4	5 ppm	10 ppm
Bis(chloromethyl) ether	[Chloromethyl ether]	C ₂ H ₄ Cl ₂ O	542-88-1	0.001 ppm	
Bis(2-dimethylaminoethyl) ether	[2,2'-Oxybis(<i>N,N</i> -dimethylethanamine) (DMAEE)]	C ₈ H ₂₀ N ₄ O	3033-62-3	0.05 ppm	0.15 ppm
Bis(2-ethylhexyl) phthalate	[Di- <i>sec</i> -octyl phthalate (DEHP)]	C ₂₄ H ₃₈ O ₄	117-81-7	5 mg/m ³	
Bismuth telluride	[Tetradymite]	Bi ₂ Te ₃	1304-82-1	10 mg/m ³	
Boric acid	[Orthoboric acid]; and inorganic borate compounds	H ₃ BO ₃	10043-35-3	2 mg/m ³	6 mg/m ³
Boron oxide	[Boric oxide]	B ₂ O ₃	1303-86-2	10 mg/m ³	
Boron tribromide	[Tribromoborane] Ceiling value	BBr ₃	10294-33-4		1 ppm
Boron trifluoride	[Trifluoroborane] Ceiling value	BF ₃	7637-07-2		1 ppm
Bromacil	[5-Bromo-3- <i>sec</i> -butyl-6-methyluracil]	C ₉ H ₁₃ BrN ₂ O ₂	314-40-9	10 mg/m ³	
Bromine		Br ₂	7726-95-6	0.1 ppm	0.2 ppm
Bromine pentafluoride		BrF ₅	7789-30-2	0.1 ppm	
Bromochloromethane	[Halon 1011]	CH ₂ BrCl	74-97-5	200 ppm	
2-Bromo-2-chloro-1,1,1-trifluoroethane	[Halothane]	C ₂ HBrClF ₃	151-67-7	50 ppm	
Bromoethane	[Ethyl bromide]	C ₂ H ₅ Br	74-96-4	5 ppm	
Bromoethene	[Vinyl bromide]	CH ₂ =CHBr	593-60-2	0.5 ppm	
Bromomethane	[Methyl bromide]	CH ₃ Br	74-83-9	1 ppm	
1-Bromopropane	[Propyl bromide]	C ₃ H ₇ Br	106-94-5	0.1 ppm	
3-Bromopropene	[Allyl bromide]	C ₃ H ₅ Br	106-95-6	0.1 ppm	0.2 ppm
Bromotrifluoromethane	[Halon-1301]	CF ₃ Br	75-63-8	1000 ppm	
1,3-Butadiene	[Divinyl]	C ₄ H ₆	106-99-0	2 ppm	
Butane	both isomers	C ₄ H ₁₀	106-97-8		1000 ppm
2,3-Butanedione	[Diacetyl]	C ₄ H ₆ O ₂	431-03-8	0.01 ppm	0.02 ppm
1-Butanethiol	[Butyl mercaptan]	C ₄ H ₁₀ S	109-79-5	0.5 ppm	
1-Butanol	[Butyl alcohol]	C ₄ H ₁₀ O	71-36-3	20 ppm	
2-Butanol	[<i>sec</i> -Butyl alcohol]	C ₄ H ₁₀ O	78-92-2	100 ppm	
2-Butanone	[Methyl ethyl ketone (MEK)]	C ₄ H ₈ O	78-93-3	200 ppm	300 ppm
2-Butanone peroxide	[Methyl ethyl ketone peroxide] Ceiling value	C ₈ H ₁₆ O ₄	1338-23-4		0.2 ppm
<i>trans</i> -2-Butenal	[<i>trans</i> -Crotonaldehyde] Ceiling value	C ₄ H ₆ O	123-73-9		0.3 ppm
1-Butene	[1-Butylene]	C ₄ H ₈	106-98-9	250 ppm	
<i>cis</i> -2-Butene		C ₄ H ₈	590-18-1	250 ppm	
<i>trans</i> -2-Butene		C ₄ H ₈	624-64-6	250 ppm	
3-Buten-2-one	[Methyl vinyl ketone] Ceiling value	C ₄ H ₆ O	78-94-4		0.2 ppm
2-Butoxyethanol	[Ethylene glycol monobutyl ether (EGBE)]	C ₈ H ₁₈ O ₂	111-76-2	20 ppm	
2-Butoxyethyl acetate	[Ethylene glycol monobutyl ether acetate (EGBEA)]	C ₈ H ₁₆ O ₃	112-07-2	20 ppm	
Butyl acetate		C ₈ H ₁₂ O ₂	123-86-4	150 ppm	200 ppm
<i>sec</i> -Butyl acetate	[1-Methylpropyl acetate]	C ₈ H ₁₂ O ₂	105-46-4	200 ppm	
<i>tert</i> -Butyl acetate		C ₈ H ₁₂ O ₂	540-88-5	200 ppm	
Butyl acrylate	[Butyl 2-propenoate]	C ₇ H ₁₂ O ₂	141-32-2	2 ppm	
Butylamine	[1-Butanamine] Ceiling value	C ₄ H ₁₁ N	109-73-9		5 ppm
<i>tert</i> -Butyl chromate	as CrO ₃ ; Ceiling value	C ₈ H ₁₈ CrO ₄	1189-85-1		0.1 mg/m ³
<i>tert</i> -Butyl ethyl ether	[Ethyl <i>tert</i> -butyl ether (ETBE)]	C ₈ H ₁₈ O	637-92-3	25 ppm	
Butyl glycidyl ether	[BGE]	C ₈ H ₁₄ O ₂	2426-08-6	3 ppm	
Butyl lactate		C ₇ H ₁₄ O ₃	34451-18-8	5 ppm	
1- <i>tert</i> -Butyl-4-methylbenzene	[4- <i>tert</i> -Butyltoluene]	C ₁₁ H ₁₆	98-51-1	1 ppm	
2- <i>sec</i> -Butylphenol		C ₁₀ H ₁₄ O	89-72-5	5 ppm	
Cadmium	metal	Cd	7440-43-9	0.01 mg/m ³	

Name	Comments	Formula	CAS Reg. No.	Time-weighted average	Short-term exposure limit
Cadmium	compounds, as Cd	Cd	7440-43-9	0.002 mg/m ³	
Calcium chromate	as Cr	CaCrO ₄	13765-19-0	0.001 mg/m ³	
Calcium cyanamide	[Calcium carbimide]	CaCN ₂	156-62-7	0.5 mg/m ³	
Calcium hydroxide	[Portlandite]	Ca(OH) ₂	1305-62-0	5 mg/m ³	
Calcium metasilicate	[Parawollastonite]; synthetic, nonfibrous. NIC 2015	CaSiO ₃	1344-95-2	10 mg/m ³	
Calcium oxide	[Lime]	CaO	1305-78-8	2 mg/m ³	
Calcium sulfate	[Anhydrite]	CaSO ₄	7778-18-9	10 mg/m ³	
Camphor, (+)	[1,7,7-Trimethylbicyclo[2.2.1]heptan-2-one, (1 <i>R</i>)-]	C ₁₀ H ₁₆ O	464-49-3	2 ppm	3 ppm
Caprolactam	[6-Hexanelactam]	C ₆ H ₁₁ NO	105-60-2	5 mg/m ³	
Captafol	[Difolatan]	C ₁₀ H ₉ Cl ₄ NO ₂ S	2425-06-1	0.1 mg/m ³	
Captan	inhalable fraction	C ₉ H ₈ Cl ₃ NO ₂ S	133-06-2	5 mg/m ³	
Carbaryl		C ₁₂ H ₁₁ NO ₂	63-25-2	0.5 mg/m ³	
Carbofuran	[7-Benzofuranol, 2,3-dihydro-2,2-dimethyl-, methylcarbamate]	C ₁₂ H ₁₅ NO ₃	1563-66-2	0.1 mg/m ³	
Carbon (graphite)	[Graphite]; except fibers	C	7782-42-5	2 mg/m ³	
Carbon black	[Carbon (amorphous)] inhalable fraction	C	1333-86-4	3 mg/m ³	
Carbon dioxide	[Carbonic anhydride]	CO ₂	124-38-9	5000 ppm	30,000 ppm
Carbon disulfide	[Carbon bisulfide]	CS ₂	75-15-0	1 ppm	
Carbon monoxide	[Carbon oxide]	CO	630-08-0	25 ppm	
Carbon oxysulfide	[Carbonyl sulfide]	OCS	463-58-1	5 ppm	
Carbonyl chloride	[Phosgene]	COCl ₂	75-44-5	0.1 ppm	
Carbonyl fluoride		COF ₂	353-50-4	2 ppm	5 ppm
Cellulose			9004-34-6	10 mg/m ³	
Cesium hydroxide		CsOH	21351-79-1	2 mg/m ³	
Chlordane	[1,2,4,5,6,7,8,8-Octachloro-2,3,3a,4,7,7a-hexahydro-4,7-methano-1 <i>H</i> -indene]	C ₁₀ H ₆ Cl ₈	57-74-9	0.5 mg/m ³	
<i>o</i> -Chlorinated diphenyl oxide			31242-93-0	0.5 mg/m ³	
Chlorine		Cl ₂	7782-50-5	0.5 ppm	1 ppm
Chlorine dioxide		ClO ₂	10049-04-4	0.1 ppm	0.3 ppm
Chlorine trifluoride	Ceiling value	ClF ₃	7790-91-2		0.1 ppm
Chloroacetaldehyde	[2-Chloro-1-ethanal] Ceiling value	C ₂ H ₃ ClO	107-20-0		1 ppm
Chloroacetic acid		CH ₂ ClCOOH	79-11-8	0.5 ppm	
Chloroacetone	Ceiling value	C ₃ H ₅ ClO	78-95-5		1 ppm
α -Chloroacetophenone	[ω -Chloroacetophenone]	C ₈ H ₇ ClO	532-27-4	0.05 ppm	
Chloroacetyl chloride		C ₂ H ₃ Cl ₂ O	79-04-9	0.05 ppm	0.15 ppm
Chlorobenzene	[Phenyl chloride]	C ₆ H ₅ Cl	108-90-7	10 ppm	
<i>o</i> -Chlorobenzylidene malononitrile	Ceiling value	C ₁₀ H ₅ ClN ₂	2698-41-1		0.05 ppm
2-Chloro-1,3-butadiene	[Chloroprene]	C ₄ H ₅ Cl	126-99-8	10 ppm	
Chlorodifluoromethane	[HCFC-22]	CF ₂ HCl	75-45-6	1000 ppm	
Chloroethane	[Ethyl chloride]	C ₂ H ₅ Cl	75-00-3	100 ppm	
2-Chloroethanol	[Ethylene chlorohydrin] Ceiling value	C ₂ H ₅ ClO	107-07-3		1 ppm
Chloroethene	[Vinyl chloride]	CH ₂ =CHCl	75-01-4	1 ppm	
Chloromethane	[Methyl chloride]	CH ₃ Cl	74-87-3	50 ppm	100 ppm
(Chloromethyl)benzene	[Benzyl chloride]	C ₇ H ₇ Cl	100-44-7	1 ppm	
Chloromethyl methyl ether	levels as low as possible	C ₂ H ₅ ClO	107-30-2		
1-Chloro-4-nitrobenzene	[<i>p</i> -Chloronitrobenzene]	C ₆ H ₄ ClNO ₂	100-00-5	0.1 ppm	
1-Chloro-1-nitropropane		C ₃ H ₆ ClNO ₂	600-25-9	2 ppm	
Chloropentafluoroethane	[CFC-115]	CF ₃ CF ₂ Cl	76-15-3	1000 ppm	
2-Chloropropanoic acid	[2-Chloropropionic acid]	C ₃ H ₅ ClO ₂	598-78-7	0.1 ppm	
2-Chloro-1-propanol	[Propylene chlorohydrin]	C ₃ H ₇ ClO	78-89-7	1 ppm	
1-Chloro-2-propanol	[<i>sec</i> -Propylene chlorohydrin]	C ₃ H ₇ ClO	127-00-4	1 ppm	
3-Chloropropene	[Allyl chloride]	C ₃ H ₅ Cl	107-05-1	1 ppm	2 ppm
2-Chlorostyrene		C ₈ H ₇ Cl	2039-87-4	50 ppm	75 ppm
2-Chlorotoluene	[1-Chloro-2-methylbenzene]	C ₇ H ₇ Cl	95-49-8	50 ppm	
Chlorpyrifos	[Phosphorothioic acid, <i>O,O</i> -diethyl <i>O</i> -(3,5,6-trichloro-2-pyridinyl) ester]	C ₉ H ₁₁ Cl ₃ NO ₃ PS	2921-88-2	0.1 mg/m ³	
Chromium	metal	Cr	7440-47-3	0.5 mg/m ³	
Chromium	Cr(III) compounds, as Cr	Cr	7440-47-3	0.5 mg/m ³	
Chromium	soluble Cr(VI) compounds, as Cr	Cr	7440-47-3	0.05 mg/m ³	
Chromium	insoluble Cr(VI) compounds, as Cr	Cr	7440-47-3	0.01 mg/m ³	
Chromium(VI) dichloride dioxide	[Chromyl chloride]	CrO ₂ Cl ₂	14977-61-8	0.025 ppm	
Chrysene	[Benzo[a]phenanthrene]; levels as low as possible	C ₁₈ H ₁₂	218-01-9		
Clopidol	inhalable fraction and vapor	C ₇ H ₇ Cl ₂ NO	2971-90-6	3 mg/m ³	
Coal	dust, anthracite			0.4 mg/m ³	
Coal	dust, bituminous			0.9 mg/m ³	
Coal tar	volatiles, as aerosol		65996-93-2	0.2 mg/m ³	
Cobalt	metal and inorganic compounds, as Co	Co	7440-48-4	0.02 mg/m ³	
Cobalt carbonyl	[Dicobalt octacarbonyl]; as Co	Co ₂ (CO) ₈	10210-68-1	0.1 mg/m ³	

Name	Comments	Formula	CAS Reg. No.	Time-weighted average	Short-term exposure limit
Cobalt hydrocarbonyl	[Tetracarbonylhydrocobalt]; as Co	C ₄ HCoO ₄	16842-03-8	0.1 mg/m ³	
Copper	fume	Cu	7440-50-8	0.2 mg/m ³	
Copper	dusts & mists, as Cu	Cu	7440-50-8	1 mg/m ³	
Cotton	dust			0.1 mg/m ³	
Coumaphos		C ₁₄ H ₁₆ ClO ₅ PS	56-72-4	0.05 mg/m ³	
<i>o</i> -Cresol	[2-Methylphenol]; inhalable fraction & vapor	C ₇ H ₈ O	95-48-7	20 mg/m ³	
<i>m</i> -Cresol	[3-Methylphenol]; inhalable fraction & vapor	C ₇ H ₈ O	108-39-4	20 mg/m ³	
<i>p</i> -Cresol	[4-Methylphenol]; inhalable fraction & vapor	C ₇ H ₈ O	106-44-5	20 mg/m ³	
Cruformate		C ₁₂ H ₁₆ ClNO ₃ P	299-86-5	5 mg/m ³	
Cyanamide	[Cyanogenamide]	H ₂ NCN	420-04-2	2 mg/m ³	
Cyanide ion [CN ⁻]	cyanide salts, as CN. Ceiling value	CN ⁻	57-12-5		5 mg/m ³
Cyanogen	NIC 2015	C ₂ N ₂	460-19-5	10 ppm	
Cyanogen chloride	[Chlorine cyanide] Ceiling value	ClCN	506-77-4		0.3 ppm
Cyclohexane	[Hexahydrobenzene]	C ₆ H ₁₂	110-82-7	100 ppm	
Cyclohexanol	[Cyclohexyl alcohol]	C ₆ H ₁₂ O	108-93-0	50 ppm	
Cyclohexanone	[Pimelic ketone]	C ₆ H ₁₀ O	108-94-1	20 ppm	50 ppm
Cyclohexene	[Tetrahydrobenzene]	C ₆ H ₁₀	110-83-8	300 ppm	
Cyclohexylamine	[Cyclohexanamine]	C ₆ H ₁₃ N	108-91-8	10 ppm	
1,3-Cyclopentadiene	[Pyropentylene]	C ₅ H ₆	542-92-7	75 ppm	
Cyclopentane	[Pentamethylene]	C ₅ H ₁₀	287-92-3	600 ppm	
Cyhexatin	[Tricyclohexylhydroxystannane]	C ₁₈ H ₃₄ OSn	13121-70-5	5 mg/m ³	
Decaborane(14)		B ₁₀ H ₁₄	17702-41-9	0.05 ppm	0.15 ppm
Demeton	[Systox]	C ₈ H ₁₉ O ₃ PS ₂	8065-48-3	0.05 mg/m ³	
Demeton- <i>S</i> -methyl	[Phosphorothioic acid, <i>S</i> -[2-(ethylthio)ethyl] <i>O,O</i> -dimethyl ester]	C ₈ H ₁₅ O ₃ PS ₂	919-86-8	0.05 mg/m ³	
Diacetone alcohol	[4-Hydroxy-4-methyl-2-pentanone]	C ₆ H ₁₂ O ₂	123-42-2	50 ppm	
4,4'-Diaminodiphenylmethane	[4,4'-Methylenedianiline]	C ₁₃ H ₁₄ N ₂	101-77-9	0.1 ppm	
Diazinon		C ₁₂ H ₂₁ N ₃ O ₃ PS	333-41-5	0.01 mg/m ³	
Diazomethane		CH ₂ =NN	334-88-3	0.2 ppm	
Diborane		B ₂ H ₆	19287-45-7	0.1 ppm	
Dibromodifluoromethane		CB ₂ F ₂	75-61-6	100 ppm	
2-Dibutylaminoethanol		C ₁₀ H ₂₃ NO	102-81-8	0.5 ppm	
2,6-Di- <i>tert</i> -butyl-4-methylphenol	[Butylated hydroxytoluene (BHT)]	C ₁₅ H ₂₄ O	128-37-0	2 mg/m ³	
Dibutylphenyl phosphate		C ₁₄ H ₂₃ O ₄ P	2528-36-1	0.3 ppm	
Dibutyl phosphate	inhalable fraction & vapor	C ₈ H ₁₉ O ₄ P	107-66-4	5 mg/m ³	
Dibutyl phthalate	[Butyl phthalate]	C ₁₆ H ₂₂ O ₄	84-74-2	5 mg/m ³	
Dichloroacetic acid		CHCl ₂ COOH	79-43-6	0.5 ppm	
Dichloroacetylene	Ceiling value	C ₂ Cl ₂	7572-29-4		0.1 ppm
<i>o</i> -Dichlorobenzene	[1,2-Dichlorobenzene]	C ₆ H ₄ Cl ₂	95-50-1	25 ppm	50 ppm
<i>p</i> -Dichlorobenzene	[1,4-Dichlorobenzene]	C ₆ H ₄ Cl ₂	106-46-7	10 ppm	
3,3'-Dichloro- <i>p</i> -benzidine	[3,3'-Dichloro[1,1'-biphenyl]-4,4'-diamine]; levels as low as possible	C ₁₂ H ₁₀ Cl ₂ N ₂	91-94-1		
<i>cis</i> -1,4-Dichloro-2-butene		C ₄ H ₆ Cl ₂	1476-11-5	0.005 ppm	
<i>trans</i> -1,4-Dichloro-2-butene		C ₄ H ₆ Cl ₂	110-57-6	0.005 ppm	
Dichlorodifluoromethane	[CFC-12]	CF ₂ Cl ₂	75-71-8	1000 ppm	
1,3-Dichloro-5,5-dimethyl hydantoin		C ₅ H ₈ Cl ₂ N ₂ O ₂	118-52-5	0.2 mg/m ³	0.4 mg/m ³
1,1-Dichloroethane	[Ethylidene dichloride]	CH ₃ CHCl ₂	75-34-3	100 ppm	
1,2-Dichloroethane	[Ethylene dichloride]	C ₂ H ₄ Cl ₂	107-06-2	10 ppm	
1,1-Dichloroethene	[Vinylidene chloride]	CH ₂ =CCl ₂	75-35-4	5 ppm	
<i>cis</i> -1,2-Dichloroethene	[<i>cis</i> -1,2-Dichloroethylene]	C ₂ H ₂ Cl ₂	156-59-2	200 ppm	
<i>trans</i> -1,2-Dichloroethene	[<i>trans</i> -1,2-Dichloroethylene]	C ₂ H ₂ Cl ₂	156-60-5	200 ppm	
Dichlorofluoromethane	[Refrigerant 21]	CHCl ₂ F	75-43-4	10 ppm	
Dichloromethane	[Methylene chloride]	CH ₂ Cl ₂	75-09-2	50 ppm	
1,1-Dichloro-1-nitroethane	[Ethide]	C ₂ H ₃ Cl ₂ NO ₂	594-72-9	2 ppm	
(2,4-Dichlorophenoxy)acetic acid	[2,4-D]; inhalable fraction	C ₈ H ₆ Cl ₂ O ₃	94-75-7	10 mg/m ³	
1,2-Dichloropropane	[Propylene dichloride]	C ₃ H ₄ Cl ₂	78-87-5	10 ppm	
2,2-Dichloropropanoic acid	[2,2-Dichloropropionic acid]	C ₃ H ₄ Cl ₂ O ₂	75-99-0	5 mg/m ³	
<i>cis</i> -1,3-Dichloropropene	[<i>cis</i> -1,3-Dichloropropylene]	C ₃ H ₄ Cl ₂	10061-01-5	1 ppm	
<i>trans</i> -1,3-Dichloropropene	[<i>trans</i> -1,3-Dichloropropylene]	C ₃ H ₄ Cl ₂	10061-02-6	1 ppm	
1,2-Dichloro-1,1,2,2-tetrafluoroethane	[CFC-114]	C ₂ Cl ₂ F ₄	76-14-2	1000 ppm	
Dichlorvos	[Phosphoric acid, 2,2-dichloroethenyl dimethyl ester]	C ₄ H ₇ Cl ₂ O ₄ P	62-73-7	0.1 mg/m ³	
Dicrotophos		C ₈ H ₁₈ NO ₃ P	141-66-2	0.05 mg/m ³	
<i>o</i> -Dicyanobenzene	[<i>o</i> -Phthalodinitrile]; inhalable fraction or vapor	C ₈ H ₄ N ₂	91-15-6	1 mg/m ³	
<i>m</i> -Dicyanobenzene	[<i>m</i> -Phthalodinitrile]; inhalable fraction & vapor	C ₈ H ₄ N ₂	626-17-5	5 mg/m ³	
Dicyclopentadiene		C ₁₀ H ₁₂	1755-01-7	5 ppm	
Dieldrin	inhalable fraction & vapor	C ₁₂ H ₈ Cl ₆ O	60-57-1	0.1 mg/m ³	
Diesel fuel	as total hydrocarbons		68334-30-5	100 mg/m ³	

Name	Comments	Formula	CAS Reg. No.	Time-weighted average	Short-term exposure limit
Diethanolamine	[Bis(2-hydroxyethyl)amine]; inhalable fraction & vapor	C ₄ H ₁₁ NO ₂	111-42-2	1 mg/m ³	
Diethylamine	[N-Ethylethanamine]	(C ₂ H ₅) ₂ NH	109-89-7	5 ppm	15 ppm
2-Diethylaminoethanol		C ₈ H ₁₅ NO	100-37-8	2 ppm	
Diethylene glycol monobutyl ether	[2-(2-Butoxyethoxy)ethanol]; inhalable fraction & vapor	C ₈ H ₁₈ O ₃	112-34-5	10 ppm	
Diethyl ether	[Ethyl ether]	(C ₂ H ₅) ₂ O	60-29-7	400 ppm	500 ppm
3,3-Diethylpentane	[Tetraethylmethane]	C ₈ H ₂₀	1067-20-5	200 ppm	
Diethyl phthalate		C ₁₂ H ₁₄ O ₄	84-66-2	5 mg/m ³	
1,1-Difluoroethene	[Vinylidene fluoride]	CH ₂ =CF ₂	75-38-7	500 ppm	
Diglycidyl ether	[Bis(2,3-epoxypropyl) ether (DGE)]	C ₆ H ₁₀ O ₃	2238-07-5	0.1 ppm	
Diisopropylamine	[N-Isopropyl-2-propanamine]	C ₆ H ₁₅ N	108-18-9	5 ppm	
Diisopropyl ether	[Isopropyl ether]	C ₆ H ₁₄ O	108-20-3	250 ppm	310 ppm
Dimethoxymethane	[Methylal]	C ₃ H ₈ O ₂	109-87-5	1000 ppm	
N,N-Dimethylacetamide	[N,N-Dimethylethanamide]	C ₄ H ₉ NO	127-19-5	10 ppm	
Dimethylamine	[N-Methylmethanamine]	(CH ₃) ₂ NH	124-40-3	5 ppm	15 ppm
Dimethylaniline (unspecified isomer)	[Xylidine (unspecified isomer)]; all isomers	C ₈ H ₁₁ N	1300-73-8	0.5 ppm	
2,3-Dimethylaniline	[2,3-Xylidine]	C ₈ H ₁₁ N	87-59-2	0.5 ppm	
2,4-Dimethylaniline	[2,4-Xylidine]	C ₈ H ₁₁ N	95-68-1	0.5 ppm	
2,5-Dimethylaniline	[2,5-Xylidine]	C ₈ H ₁₁ N	95-78-3	0.5 ppm	
2,6-Dimethylaniline	[2,6-Xylidine]	C ₈ H ₁₁ N	87-62-7	0.5 ppm	
3,4-Dimethylaniline	[3,4-Xylidine]	C ₈ H ₁₁ N	95-64-7	0.5 ppm	
3,5-Dimethylaniline	[3,5-Xylidine]	C ₈ H ₁₁ N	108-69-0	0.5 ppm	
N,N-Dimethylaniline	[N,N-Dimethylbenzenamine]	C ₈ H ₁₁ N	121-69-7	5 ppm	10 ppm
2,2-Dimethylbutane	[Neohexane]	C ₆ H ₁₄	75-83-2	500 ppm	1000 ppm
2,3-Dimethylbutane	[Diisopropyl]	C ₆ H ₁₄	79-29-8	500 ppm	1000 ppm
Dimethylcarbamic chloride	[Dimethylcarbamoyl chloride]	C ₃ H ₇ ClNO	79-44-7	0.005 mg/m ³	
Dimethyl disulfide	[Methyl disulfide]	C ₂ H ₆ S ₂	624-92-0	0.5 mg/m ³	
N,N-Dimethylformamide	[DMF]	C ₃ H ₇ NO	68-12-2	10 ppm	
2,2-Dimethylheptane		C ₉ H ₂₀	1071-26-7	200 ppm	
2,3-Dimethylheptane		C ₉ H ₂₀	3074-71-3	200 ppm	
2,4-Dimethylheptane		C ₉ H ₂₀	2213-23-2	200 ppm	
2,5-Dimethylheptane		C ₉ H ₂₀	2216-30-0	200 ppm	
2,6-Dimethylheptane		C ₉ H ₂₀	1072-05-5	200 ppm	
3,3-Dimethylheptane		C ₉ H ₂₀	4032-86-4	200 ppm	
3,4-Dimethylheptane		C ₉ H ₂₀	922-28-1	200 ppm	
3,5-Dimethylheptane		C ₉ H ₂₀	926-82-9	200 ppm	
4,4-Dimethylheptane		C ₉ H ₂₀	1068-19-5	200 ppm	
2,6-Dimethyl-4-heptanone	[Diisobutyl ketone]	C ₉ H ₁₈ O	108-83-8	25 ppm	
2,2-Dimethylhexane		C ₈ H ₁₈	590-73-8	300 ppm	
2,3-Dimethylhexane		C ₈ H ₁₈	584-94-1	300 ppm	
2,4-Dimethylhexane		C ₈ H ₁₈	589-43-5	300 ppm	
2,5-Dimethylhexane	[Biisobutyl]	C ₈ H ₁₈	592-13-2	300 ppm	
3,3-Dimethylhexane		C ₈ H ₁₈	563-16-6	300 ppm	
3,4-Dimethylhexane		C ₈ H ₁₈	583-48-2	300 ppm	
1,1-Dimethylhydrazine	[UDMH]	C ₂ H ₈ N ₂	57-14-7	0.01 ppm	
Dimethyl mercury	[Mercury dimethyl]	Hg(CH ₃) ₂	593-74-8	0.01 mg/m ³	
trans-3,7-Dimethyl-2,6-octadienal	[Citral]; inhalable fraction & vapor	C ₁₀ H ₁₆ O	141-27-5	5 ppm	
Dimethyl phthalate	[Methyl phthalate]	C ₁₀ H ₁₀ O ₄	131-11-3	5 mg/m ³	
2,2-Dimethyl-1-propanol acetate		C ₇ H ₁₄ O ₂	926-41-0	50 ppm	100 ppm
Dimethyl sulfate		C ₃ H ₈ O ₄ S	77-78-1	0.1 ppm	
Dimethyl sulfide	[2-Thiapropane]	(CH ₃) ₂ S	75-18-3	10 ppm	
1,2-Dinitrobenzene	[o-Dinitrobenzene]	C ₆ H ₄ N ₂ O ₄	528-29-0	0.15 ppm	
1,3-Dinitrobenzene	[m-Dinitrobenzene]	C ₆ H ₄ N ₂ O ₄	99-65-0	0.15 ppm	
1,4-Dinitrobenzene	[p-Dinitrobenzene]	C ₆ H ₄ N ₂ O ₄	100-25-4	0.15 ppm	
1,4-Dioxane	[1,4-Dioxacyclohexane]	C ₄ H ₈ O ₂	123-91-1	20 ppm	
Dioxathion		C ₁₂ H ₂₆ O ₆ P ₂ S ₄	78-34-2	0.1 mg/m ³	
1,3-Dioxolane	[1,3-Dioxacyclopentane]	C ₃ H ₆ O ₂	646-06-0	20 ppm	
Diphenylamine	[N-Phenylbenzenamine]	(C ₆ H ₅) ₂ NH	122-39-4	10 mg/m ³	
Diphenyl ether	[Oxybisbenzene]	(C ₆ H ₅) ₂ O	101-84-8	1 ppm	2 ppm
4,4'-Diphenylmethane diisocyanate	[Methylene diphenyl diisocyanate (MDI)]	C ₁₅ H ₁₀ N ₂ O ₂	101-68-8	0.005 ppm	
Dipropylene glycol monomethyl ether	[1-(2-Methoxyisopropoxy)-2-propanol (DPGME)]	C ₇ H ₁₆ O ₃	34590-94-8	100 ppm	150 ppm
Diquat		C ₁₂ H ₁₂ N ₂	2764-72-9	0.5 mg/m ³	
Disulfiram		C ₁₀ H ₂₀ N ₂ S ₃	97-77-8	2 mg/m ³	
Disulfoton	[Phosphorodithioic acid, O,O-diethyl S-[2-(ethylthio)ethyl] ester]	C ₈ H ₁₉ O ₂ PS ₃	298-04-4	0.05 mg/m ³	
Diuron		C ₉ H ₁₀ Cl ₂ N ₂ O	330-54-1	10 mg/m ³	
o-Divinylbenzene	[1,2-Divinylbenzene]	C ₁₀ H ₁₀	91-14-5	10 ppm	
m-Divinylbenzene	[1,3-Divinylbenzene]	C ₁₀ H ₁₀	108-57-6	10 ppm	

Name	Comments	Formula	CAS Reg. No.	Time-weighted average	Short-term exposure limit
<i>p</i> -Divinylbenzene	[1,4-Divinylbenzene]	C ₁₀ H ₁₀	105-06-6	10 ppm	
1-Dodecanethiol	[Dodecyl mercaptan]	C ₁₂ H ₂₆ S	112-55-0	0.1 ppm	
Endosulfan	inhalable fraction & vapor	C ₉ H ₆ Cl ₂ O ₃ S	115-29-7	0.1 mg/m ³	
Endrin		C ₁₂ H ₈ Cl ₆ O	72-20-8	0.1 mg/m ³	
Enflurane		C ₃ H ₂ ClF ₅ O	13838-16-9	75 ppm	
Epichlorohydrin	[(Chloromethyl)oxirane]	C ₃ H ₅ ClO	13403-37-7	0.5 ppm	
1,2-Epoxy-4-(epoxyethyl)cyclohexane	[4-Vinyl-1-cyclohexene dioxide]	C ₈ H ₁₂ O ₂	106-87-6	0.1 ppm	
1,2-Ethanediamine	[Ethylenediamine]	C ₂ H ₈ N ₂	107-15-3	10 ppm	
1,2-Ethanediol	[Ethylene glycol] aerosol; Ceiling value. NIC 2015	(CH ₂ OH) ₂	107-21-1		100 mg/m ³
1,2-Ethanediol, dinitrate	[Ethylene glycol dinitrate (EGDN)]	C ₂ H ₄ N ₂ O ₆	628-96-6	0.05 ppm	
Ethanethiol	[Ethyl mercaptan]	C ₂ H ₅ SH	75-08-1	0.5 ppm	
Ethanol	[Ethyl alcohol]	C ₂ H ₅ OH	64-17-5		1000 ppm
Ethanolamine	[Glycinol; 2-Aminoethanol]	C ₂ H ₇ NO	141-43-5	3 ppm	6 ppm
Ethion	[Phosphorodithioic acid, <i>S,S</i> '-methylene <i>O,O,O',O'</i> -tetraethyl ester]	C ₆ H ₁₂ O ₂ P ₂ S ₄	563-12-2	0.05 mg/m ³	
Ethoxydimethylsilane	[Dimethylethoxysilane]	C ₄ H ₁₀ OSi	14857-34-2	0.5 ppm	1.5 ppm
2-Ethoxyethanol	[Ethylene glycol monoethyl ether (EGEE)]	C ₄ H ₁₀ O ₂	110-80-5	5 ppm	
2-Ethoxyethyl acetate	[Ethylene glycol monoethyl ether acetate (EGEEA)]	C ₆ H ₁₂ O ₃	111-15-9	5 ppm	
Ethyl acetate		C ₄ H ₈ O ₂	141-78-6	400 ppm	
Ethyl acrylate	[Ethyl propenoate]	C ₅ H ₈ O ₂	140-88-5	5 ppm	15 ppm
Ethylamine	[Ethanamine]	C ₂ H ₇ NH ₂	75-04-7	5 ppm	15 ppm
Ethylbenzene	[Phenylethane]	C ₈ H ₁₀	100-41-4	20 ppm	
Ethyl 2-cyanoacrylate	[Ethyl 2-cyano-2-propenoate]	C ₆ H ₉ NO ₂	7085-85-0	0.2 ppm	
3-Ethyl-2,2-dimethylpentane		C ₉ H ₂₀	16747-32-3	200 ppm	
3-Ethyl-2,3-dimethylpentane		C ₉ H ₂₀	16747-33-4	200 ppm	
3-Ethyl-2,4-dimethylpentane		C ₉ H ₂₀	1068-87-7	200 ppm	
Ethylene	[Ethene]	CH ₂ =CH ₂	74-85-1	200 ppm	
Ethyleneimine	[Aziridine]	C ₂ H ₅ N	151-56-4	0.05 ppm	0.1 ppm
Ethyl formate		C ₃ H ₆ O ₂	109-94-4		100 ppm
3-Ethylheptane		C ₉ H ₂₀	15869-80-4	200 ppm	
4-Ethylheptane		C ₉ H ₂₀	2216-32-2	200 ppm	
3-Ethylhexane		C ₈ H ₁₈	619-99-8	300 ppm	
2-Ethylhexanoic acid		C ₈ H ₁₆ O ₂	149-57-5	5 mg/m ³	
<i>N</i> -Ethyl- <i>N</i> -hydroxyethanamine	[<i>N,N</i> -Diethylhydroxylamine]	C ₄ H ₁₁ NO	3710-84-7	2 ppm	
5-Ethylidene-2-norbornene	[5-Ethylidenebicyclo[2.2.1]hept-2-ene]	C ₈ H ₁₂	16219-75-3	2 ppm	4 ppm
Ethyl isocyanate		C ₃ H ₅ NO	109-90-0	0.02 ppm	0.06 ppm
3-Ethyl-2-methylhexane		C ₉ H ₂₀	16789-46-1	200 ppm	
3-Ethyl-3-methylhexane		C ₉ H ₂₀	3074-76-8	200 ppm	
3-Ethyl-4-methylhexane	[2,3-Diethylpentane]	C ₉ H ₂₀	3074-77-9	200 ppm	
4-Ethyl-2-methylhexane		C ₉ H ₂₀	3074-75-7	200 ppm	
3-Ethyl-2-methylpentane	[2-Methyl-3-ethylpentane]	C ₈ H ₁₈	609-26-7	300 ppm	
3-Ethyl-3-methylpentane	[3-Methyl-3-ethylpentane]	C ₈ H ₁₈	1067-08-9	300 ppm	
<i>N</i> -Ethylmorpholine		C ₆ H ₁₁ NO	100-74-3	5 ppm	
<i>O</i> -Ethyl <i>O</i> - <i>p</i> -nitrophenyl benzenethiophosphonate	[EPN]	C ₁₄ H ₁₄ NO ₄ PS	2104-64-5	0.1 mg/m ³	
Ethyl silicate	[Tetraethoxysilane]	Si(OC ₂ H ₅) ₄	78-10-4		
Fenamiphos		C ₁₃ H ₂₂ NO ₃ PS	22224-92-6	0.05 mg/m ³	
Fensulfothion	[Phosphorothioic acid, <i>O,O</i> -diethyl <i>O</i> -[4-(methylsulfinyl)phenyl] ester]	C ₁₁ H ₁₇ O ₄ PS ₂	115-90-2	0.01 mg/m ³	
Fenthion	[Phosphorothioic acid, <i>O,O</i> -dimethyl <i>O</i> -[3-methyl-4-(methylthio)phenyl] ester]	C ₁₀ H ₁₅ O ₃ PS ₂	55-38-9	0.05 mg/m ³	
Ferbam	[Iron, tris(dimethylcarbamodithioato- <i>S,S'</i>)-, (OC-6-11)-]; inhalable fraction	C ₉ H ₁₈ FeN ₃ S ₆	14484-64-1	5 mg/m ³	
Ferrocene	[Bis(cyclopentadienyl)iron]	Fe(C ₅ H ₅) ₂	102-54-5	10 mg/m ³	
Ferrovanadium	dust		12604-58-9	1 mg/m ³	3 mg/m ³
Flour	dust; inhalable fraction			0.5 mg/m ³	
Fluoride ion [F ⁻]	fluoride salts, as F	F ⁻	16984-48-8	2.5 mg/m ³	
Fluorine		F ₂	7782-41-4	1 ppm	2 ppm
Fluorine monoxide	[Oxygen difluoride] Ceiling value	F ₂ O	7783-41-7		0.05 ppm
Fluoroethene	[Vinyl fluoride]	CH ₂ =CHF	75-02-5	1 ppm	
Fonofos	[Phosphonodithioic acid, ethyl-, <i>O</i> -ethyl <i>S</i> -phenyl ester]	C ₁₀ H ₁₅ OPS ₂	944-22-9	0.01 mg/m ³	
Formaldehyde	[Methanal] Ceiling value	HCHO	50-00-0		0.3 ppm
Formamide	[Methanamide]	HCONH ₂	75-12-7	10 ppm	
Formic acid	[Methanoic acid]	HCOOH	64-18-6	5 ppm	10 ppm
Furfural	[2-Furaldehyde]	C ₅ H ₄ O ₂	98-01-1	2 ppm	
Furfuryl alcohol	[2-Furanmethanol]	C ₅ H ₆ O ₂	98-00-0	10 ppm	15 ppm
Gallium arsenide		GaAs	1303-00-0	0.0003 mg/m ³	
Gasoline			8006-61-9	300 ppm	500 ppm
Germane	[Germanium tetrahydride]	GeH ₄	7782-65-2	0.2 ppm	

Name	Comments	Formula	CAS Reg. No.	Time-weighted average	Short-term exposure limit
Glyoxal	inhalable fraction	$\text{H}_2\text{C}_2\text{O}_2$	107-22-2	0.1 mg/m ³	
Grain	dust			4 mg/m ³	
Hafnium	metal and compounds, as Hf	Hf	7440-58-6	0.5 mg/m ³	
Heptachlor		$\text{C}_{10}\text{H}_5\text{Cl}_7$	76-44-8	0.05 mg/m ³	
Heptachlor epoxide		$\text{C}_{10}\text{H}_5\text{Cl}_7\text{O}$	1024-57-3	0.05 mg/m ³	
Heptane	all isomers	C_7H_{16}	142-82-5	400 ppm	500 ppm
2-Heptanone	[Methyl pentyl ketone]	$\text{C}_7\text{H}_{14}\text{O}$	110-43-0	50 ppm	
3-Heptanone	[Ethyl butyl ketone]	$\text{C}_7\text{H}_{14}\text{O}$	106-35-4	50 ppm	75 ppm
4-Heptanone	[Dipropyl ketone]	$\text{C}_7\text{H}_{14}\text{O}$	123-19-3	50 ppm	
Hexachlorobenzene	[Perchlorobenzene]	C_6Cl_6	118-74-1	0.002 mg/m ³	
Hexachloro-1,3-butadiene	[Perchlorobutadiene]	C_4Cl_6	87-68-3	0.02 ppm	
1,2,3,4,5,6-Hexachlorocyclohexane, (1 α ,2 α ,3 β ,4 α ,5 α ,6 β)	[Lindane]	$\text{C}_6\text{H}_6\text{Cl}_6$	58-89-9	0.5 mg/m ³	
Hexachloro-1,3-cyclopentadiene	[Perchlorocyclopentadiene]	C_5Cl_6	77-47-4	0.01 ppm	
Hexachloroethane	[Perchloroethane]	CCl_3CCl_3	67-72-1	1 ppm	
Hexachloronaphthalene (unspecified isomer)	all isomers	$\text{C}_{10}\text{H}_2\text{Cl}_8$	1335-87-1	0.2 mg/m ³	
Hexahydro-1,3-isobenzofurandione	[Hexahydrophthalic anhydride] Ceiling value	$\text{C}_8\text{H}_{10}\text{O}_3$	85-42-7		0.005 mg/m ³
Hexahydro-1,3,5-trinitro-1,3,5-triazine	[Cyclonite]	$\text{C}_6\text{H}_6\text{N}_6\text{O}_6$	121-82-4	0.5 mg/m ³	
Hexamethylene diisocyanate		$\text{C}_6\text{H}_{12}\text{N}_2\text{O}_2$	822-06-0	0.005 ppm	
Hexane		C_6H_{14}	110-54-3	50 ppm	
1,6-Hexanediamine	[Hexamethylenediamine]	$\text{C}_6\text{H}_{16}\text{N}_2$	124-09-4	0.5 ppm	
Hexanedinitrile	[Adiponitrile]	$\text{C}_6\text{H}_8\text{N}_2$	111-69-3	2 ppm	
1,6-Hexanedioic acid	[Adipic acid]	$\text{C}_6\text{H}_{10}\text{O}_4$	124-04-9	5 mg/m ³	
2-Hexanone	[Butyl methyl ketone]	$\text{C}_6\text{H}_{12}\text{O}$	591-78-6	5 ppm	10 ppm
1-Hexene		C_6H_{12}	592-41-6	50 ppm	
sec-Hexyl acetate	[4-Methyl-2-pentyl acetate]	$\text{C}_8\text{H}_{16}\text{O}_2$	108-84-9	50 ppm	
Hydrazine		N_2H_4	302-01-2	0.01 ppm	
Hydrazoic acid	[Hydrogen azide]; vapor. Ceiling value	HN_3	7782-79-8		0.11 ppm
Hydrogen bromide	[Hydrobromic acid] Ceiling value	HBr	10035-10-6		2 ppm
Hydrogen chloride	[Hydrochloric acid] Ceiling value	HCl	7647-01-0		2 ppm
Hydrogen cyanide	[Hydrocyanic acid] Ceiling value	HCN	74-90-8		4.7 ppm
Hydrogen fluoride	[Hydrofluoric acid] Ceiling value	HF	7664-39-3	0.5 ppm	2 ppm
Hydrogen peroxide		H_2O_2	7722-84-1	1 ppm	
Hydrogen selenide		H_2Se	7783-07-5	0.05 ppm	
Hydrogen sulfide		H_2S	7783-06-4	1 ppm	5 ppm
p-Hydroquinone	[1,4-Benzenediol]	$\text{C}_6\text{H}_6\text{O}_2$	123-31-9	1 mg/m ³	
2-Hydroxypropyl acrylate		$\text{C}_8\text{H}_{10}\text{O}_3$	999-61-1	0.5 ppm	
Indene	[Indonaphthene]	C_9H_8	95-13-6	5 ppm	
Indium	metal and compounds, as In	In	7440-74-6	0.1 mg/m ³	
Iodine	and volatile iodides Ceiling value	I_2	7553-56-2	0.01 ppm	0.1 ppm
Iodomethane	[Methyl iodide]	CH_3I	74-88-4	2 ppm	
Iron ion [Fe ⁺²]	soluble ferrous salts, as Fe	Fe^{+2}	15438-31-0	1 mg/m ³	
Iron ion [Fe ⁺³]	soluble ferric salts, as Fe	Fe^{+3}	20074-52-6	1 mg/m ³	
Iron(III) oxide	[Hematite]; dust and fume, as Fe	Fe_2O_3	1309-37-1	5 mg/m ³	
Iron pentacarbonyl	[Iron carbonyl [Fe(CO) ₅]]; as Fe	$\text{Fe}(\text{CO})_5$	13463-40-6	0.1 ppm	0.2 ppm
Isobutane	[2-Methylpropane]	C_4H_{10}	75-28-5		1000 ppm
Isobutene	[2-Methyl-1-propene]	$(\text{CH}_3)_2\text{C}=\text{CH}_2$	115-11-7	250 ppm	
Isobutyl acetate	[2-Methylpropyl acetate]	$\text{C}_6\text{H}_{12}\text{O}_2$	110-19-0	150 ppm	
Isobutyl nitrite	Ceiling value	$\text{C}_4\text{H}_9\text{NO}_2$	542-56-3		1 ppm
Isopentane	[2-Methylbutane]	C_5H_{12}	78-78-4	600 ppm	
Isopentyl acetate	[Isoamyl acetate]	$\text{C}_7\text{H}_{14}\text{O}_2$	123-92-2	50 ppm	100 ppm
Isophorone	[3,5,5-Trimethyl-2-cyclohexen-1-one] Ceiling value	$\text{C}_9\text{H}_{14}\text{O}$	78-59-1		5 ppm
Isophorone diisocyanate		$\text{C}_{12}\text{H}_{18}\text{N}_2\text{O}_2$	4098-71-9	0.005 ppm	
Isopropenylbenzene	[α -Methyl styrene]	C_9H_{10}	98-83-9	10 ppm	
2-Isopropoxyethanol		$\text{C}_5\text{H}_{12}\text{O}_2$	109-59-1	25 ppm	
Isopropyl acetate	[1-Methylethyl acetate]	$\text{C}_5\text{H}_{10}\text{O}_2$	108-21-4	100 ppm	200 ppm
Isopropylamine	[2-Propanamine]	$\text{C}_3\text{H}_7\text{N}$	75-31-0	5 ppm	10 ppm
N-Isopropylaniline		$\text{C}_9\text{H}_{13}\text{N}$	768-52-5	2 ppm	
Isopropylbenzene	[Cumene]	C_9H_{12}	98-82-8	50 ppm	
Isopropyl glycidyl ether	[(1-Methylethoxy)methyloxirane (IGE)]	$\text{C}_6\text{H}_{12}\text{O}_2$	4016-14-2	50 ppm	75 ppm
Kaolin			1332-58-7	2 mg/m ³	
Kerosene			8008-20-6	200 mg/m ³	
Ketene		$\text{CH}_2=\text{C}=\text{O}$	463-51-4	0.5 ppm	1.5 ppm
Lead	metal and inorganic compounds, as Pb	Pb	7439-92-1	0.05 mg/m ³	
Lead(II) arsenate		$\text{Pb}_3(\text{AsO}_4)_2$	3687-31-8	0.15 mg/m ³	
Lead(II) chromate	[Crocoite]; as Pb	PbCrO_4	7758-97-6	0.05 mg/m ³	
Lithium hydride	NIC 2015	LiH	7580-67-8	0.025 mg/m ³	

Name	Comments	Formula	CAS Reg. No.	Time-weighted average	Short-term exposure limit
Magnesium oxide	[Magnesia]	MgO	1309-48-4	10 mg/m ³	
Malathion		C ₁₀ H ₁₉ O ₆ PS ₂	121-75-5	1 mg/m ³	
Maleic anhydride	inhalable fraction and vapor	C ₄ H ₂ O ₃	108-31-6	0.01 mg/m ³	
Manganese	metal and inorganic compounds, as Mn (see Ref. 1)	Mn	7439-96-5	0.2 mg/m ³	
Manganese cyclopentadienyl tricarbonyl	as Mn	C ₅ H ₅ MnO ₃	12079-65-1	0.1 mg/m ³	
Manganese 2-methylcyclopentadienyl tricarbonyl	as Mn	C ₆ H ₇ MnO ₃	12108-13-3	0.2 mg/m ³	
Mercury	[Quicksilver]; metal and inorganic compounds, as Hg	Hg	7439-97-6	0.025 mg/m ³	
Mercury	[Quicksilver]; alkyl compounds, as Hg	Hg	7439-97-6	0.01 mg/m ³	0.03 mg/m ³
Mercury	[Quicksilver]; aryl compounds, as Hg	Hg	7439-97-6	0.1 mg/m ³	
Mesityl oxide	[Isobutenyl methyl ketone]	C ₆ H ₁₀ O	141-79-7	15 ppm	25 ppm
Methacrylic acid	[2-Methylpropenoic acid]	C ₄ H ₆ O ₂	79-41-4	20 ppm	
Methanethiol	[Methyl mercaptan]	CH ₃ SH	74-93-1	0.5 ppm	
Methanol	[Methyl alcohol]	CH ₃ OH	67-56-1	200 ppm	250 ppm
Methomyl	[Acetimidic acid, <i>N</i> -[(methylcarbamoyl)oxy]thio-, methyl ester]	C ₇ H ₁₁ N ₂ O ₂ S	16752-77-5	0.2 mg/m ³	
2-Methoxyaniline	[<i>o</i> -Anisidine]	C ₇ H ₉ NO	90-04-0	0.5 mg/m ³	
4-Methoxyaniline	[<i>p</i> -Anisidine]	C ₇ H ₉ NO	104-94-9	0.5 mg/m ³	
Methoxychlor		C ₁₆ H ₁₅ Cl ₃ O ₂	72-43-5	10 mg/m ³	
2-Methoxyethanol	[Ethylene glycol monomethyl ether (EGME)]	C ₃ H ₈ O ₂	109-86-4	0.1 ppm	
2-Methoxyethyl acetate	[Ethylene glycol monomethyl ether acetate (EGMEA)]	C ₅ H ₁₀ O ₃	110-49-6	0.1 ppm	
2-Methoxy-2-methylbutane	[Methyl <i>tert</i> -pentyl ether (TAME)]	C ₆ H ₁₄ O	994-05-8	20 ppm	
4-Methoxyphenol		C ₇ H ₈ O ₂	150-76-5	5 mg/m ³	
1-Methoxy-2-propanol	[1,2-Propylene glycol monomethyl ether (PGME)]	C ₄ H ₁₀ O ₂	107-98-2	50 ppm	100 ppm
Methyl acetate		C ₃ H ₆ O ₂	79-20-9	200 ppm	250 ppm
Methyl acrylate	[Methyl propenoate]	C ₄ H ₆ O ₂	96-33-3	2 ppm	
2-Methylacrylonitrile	[2-Methylpropenenitrile]	C ₄ H ₅ N	126-98-7	1 ppm	
Methylamine	[Methanamine]	CH ₃ NH ₂	74-89-5	5 ppm	15 ppm
2-Methylaniline	[<i>o</i> -Toluidine]	C ₇ H ₉ N	95-53-4	2 ppm	
3-Methylaniline	[<i>m</i> -Toluidine]	C ₇ H ₉ N	108-44-1	2 ppm	
4-Methylaniline	[<i>p</i> -Toluidine]	C ₇ H ₉ N	106-49-0	2 ppm	
<i>N</i> -Methylaniline	[<i>N</i> -Methylbenzenamine]	C ₇ H ₉ N	100-61-8	0.5 ppm	
3-Methyl-1-butanol	[Isopentyl alcohol (Isoamyl alcohol)]	C ₆ H ₁₂ O	123-51-3	100 ppm	125 ppm
2-Methyl-1-butanol acetate		C ₇ H ₁₄ O ₂	624-41-9	50 ppm	100 ppm
3-Methyl-2-butanol acetate		C ₇ H ₁₄ O ₂	5343-96-4	50 ppm	100 ppm
3-Methyl-2-butanone	[Methyl isopropyl ketone]	C ₅ H ₁₀ O	563-80-4	20 ppm	
Methyl <i>tert</i> -butyl ether	[<i>tert</i> -Butyl methyl ether (MTBE)]	C ₅ H ₁₂ O	1634-04-4	50 ppm	
Methyl 2-cyanoacrylate	[Mecrylate]	C ₅ H ₅ NO ₂	137-05-3	0.2 ppm	
Methylcyclohexane		C ₇ H ₁₄	108-87-2	400 ppm	
1-Methylcyclohexanol		C ₇ H ₁₄ O	590-67-0	50 ppm	
<i>cis</i> -2-Methylcyclohexanol		C ₇ H ₁₄ O	615-38-3	50 ppm	
<i>trans</i> -2-Methylcyclohexanol		C ₇ H ₁₄ O	615-39-4	50 ppm	
<i>cis</i> -3-Methylcyclohexanol		C ₇ H ₁₄ O	5454-79-5	50 ppm	
<i>trans</i> -3-Methylcyclohexanol		C ₇ H ₁₄ O	7443-55-2	50 ppm	
<i>cis</i> -4-Methylcyclohexanol		C ₇ H ₁₄ O	7731-28-4	50 ppm	
<i>trans</i> -4-Methylcyclohexanol		C ₇ H ₁₄ O	7731-29-5	50 ppm	
2-Methylcyclohexanone		C ₇ H ₁₂ O	24965-84-2	50 ppm	75 ppm
Methyl demeton		C ₆ H ₁₅ O ₃ PS ₂	8022-00-2	0.05 mg/m ³	
2-Methyl-3,5-dinitrobenzamide	[Dinitolmide]	C ₈ H ₇ N ₂ O ₅	148-01-6	1 mg/m ³	
1-Methyl-2,3-dinitrobenzene	[2,3-Dinitrotoluene]	C ₇ H ₅ N ₂ O ₄	602-01-7	0.2 mg/m ³	
1-Methyl-2,4-dinitrobenzene	[2,4-Dinitrotoluene]	C ₇ H ₅ N ₂ O ₄	121-14-2	0.2 mg/m ³	
1-Methyl-3,5-dinitrobenzene	[3,5-Dinitrotoluene]	C ₇ H ₅ N ₂ O ₄	618-85-9	0.2 mg/m ³	
2-Methyl-1,3-dinitrobenzene	[2,6-Dinitrotoluene]	C ₇ H ₅ N ₂ O ₄	606-20-2	0.2 mg/m ³	
2-Methyl-1,4-dinitrobenzene	[2,5-Dinitrotoluene]	C ₇ H ₅ N ₂ O ₄	619-15-8	0.2 mg/m ³	
4-Methyl-1,2-dinitrobenzene	[3,4-Dinitrotoluene]	C ₇ H ₅ N ₂ O ₄	610-39-9	0.2 mg/m ³	
2-Methyl-4,6-dinitrophenol	[4,6-Dinitro- <i>o</i> -cresol]	C ₇ H ₅ N ₂ O ₅	534-52-1	0.2 mg/m ³	
4,4'-Methylenebis[2-chloroaniline]	[3,3'-Dichloro-4,4'-diaminodiphenylmethane (MBOCA)]	C ₁₃ H ₁₂ Cl ₂ N ₂	101-14-4	0.01 ppm	
Methylenebis(4-cyclohexylisocyanate)		C ₁₅ H ₂₆ N ₄ O ₂	5124-30-1	0.005 ppm	
Methyl formate	NIC 2015	C ₂ H ₄ O ₂	107-31-3	100 ppm	150 ppm
2-Methylheptane		C ₈ H ₁₈	592-27-8	300 ppm	
3-Methylheptane		C ₈ H ₁₈	589-81-1	300 ppm	
4-Methylheptane		C ₈ H ₁₈	589-53-7	300 ppm	
6-Methyl-1-heptanol	[Isooctyl alcohol]	C ₈ H ₁₈ O	1653-40-3	50 ppm	
5-Methyl-3-heptanone	[Ethyl 2-methylbutyl ketone]	C ₈ H ₁₆ O	541-85-5	10 ppm	
5-Methyl-2-hexanone	[Methyl isopentyl ketone]	C ₇ H ₁₄ O	110-12-3	20 ppm	50 ppm
Methylhydrazine		CH ₃ N ₂	60-34-4	0.01 ppm	
Methyl isocyanate		CH ₃ NCO	624-83-9	0.02 ppm	0.06 ppm
Methyl methacrylate	[Methyl 2-methyl-2-propenoate]	C ₅ H ₈ O ₂	80-62-6	50 ppm	100 ppm

Name	Comments	Formula	CAS Reg. No.	Time-weighted average	Short-term exposure limit
1-Methylnaphthalene		C ₁₁ H ₁₀	90-12-0	0.5 ppm	
2-Methylnaphthalene		C ₁₁ H ₁₀	91-57-6	0.5 ppm	
2-Methyl-5-nitroaniline	[5-Nitro- <i>o</i> -toluidine]	C ₈ H ₈ N ₂ O ₂	99-55-8	1 mg/m ³	
2-Methyloctane		C ₉ H ₂₀	3221-61-2	200 ppm	
3-Methyloctane		C ₉ H ₂₀	2216-33-3	200 ppm	
4-Methyloctane		C ₉ H ₂₀	2216-34-4	200 ppm	
Methyloxirane	[1,2-Propylene oxide]	C ₃ H ₆ O	75-56-9	2 ppm	
Methyl parathion	inhalable fraction & vapor	C ₈ H ₁₀ NO ₃ PS	298-00-0	0.02 mg/m ³	
2-Methylpentane	[Isohexane]	C ₆ H ₁₄	107-83-5	500 ppm	1000 ppm
3-Methylpentane		C ₆ H ₁₄	96-14-0	500 ppm	1000 ppm
2-Methyl-2,4-pentanediol	[Hexylene glycol] Ceiling value	C ₆ H ₁₄ O ₂	107-41-5	25 ppm	
4-Methyl-2-pentanol	[Methyl isobutyl carbinol]	C ₆ H ₁₄ O	108-11-2	25 ppm	40 ppm
4-Methyl-2-pentanone	[Isobutyl methyl ketone]	C ₆ H ₁₂ O	108-10-1	20 ppm	75 ppm
2-Methyl-1-propanol	[Isobutyl alcohol]	C ₄ H ₁₀ O	78-83-1	50 ppm	
2-Methyl-2-propanol	[<i>tert</i> -Butyl alcohol]	(CH ₃) ₃ COH	75-65-0	100 ppm	
Methyl silicate	[Tetramethoxysilane]	Si(OCH ₃) ₄	681-84-5	1 ppm	
2-Methylstyrene	[2-Vinyl toluene]	C ₉ H ₁₀	611-15-4	50 ppm	100 ppm
3-Methylstyrene	[3-Vinyl toluene]	C ₉ H ₁₀	100-80-1	50 ppm	100 ppm
4-Methylstyrene	[4-Vinyl toluene]	C ₉ H ₁₀	622-97-9	50 ppm	100 ppm
<i>N</i> -Methyl- <i>N</i> ,2,4,6-tetranitroaniline	[Tetryl]	C ₈ H ₆ N ₄ O ₈	479-45-8	1.5 mg/m ³	
Metribuzin		C ₈ H ₁₄ N ₄ OS	21087-64-9	5 mg/m ³	
Mevinphos		C ₇ H ₁₃ O ₆ P	7786-34-7	0.01 ppm	
Mica			12001-26-2	3 mg/m ³	
Mineral oil	mist			5 mg/m ³	10 mg/m ³
Molybdenum	metal and insoluble compounds, as Mo	Mo	7439-98-7	10 mg/m ³	
Molybdenum	soluble compounds, as Mo	Mo	7439-98-7	0.5 mg/m ³	
Monocrotophos	[<i>trans</i> -Dimethyl 1-methyl-3-(methylamino)-3-oxo-1-propenyl phosphate]	C ₇ H ₁₄ NO ₃ P	6923-22-4	0.05 mg/m ³	
Morpholine	[Tetrahydro-1,4-oxazine]	C ₄ H ₉ NO	110-91-8	20 ppm	
Naled	[1,2-Dibromo-2,2-dichloroethylphosphoric acid, dimethyl ester]	C ₄ H ₂ Br ₂ Cl ₂ O ₄ P	300-76-5	0.1 mg/m ³	
Naphtha			8030-30-6	400 ppm	
Naphthalene		C ₁₀ H ₈	91-20-3	10 ppm	
1-Naphthalenythiourea	[ANTU]	C ₁₁ H ₁₀ N ₂ S	86-88-4	0.3 mg/m ³	
2-Naphthylamine	[β-Naphthylamine]; levels as low as possible	C ₁₀ H ₉ N	91-59-8		
Neopentane	[2,2-Dimethylpropane]	C(CH ₃) ₄	463-82-1	600 ppm	
Nickel	metal	Ni	7440-02-0	1.5 mg/m ³	
Nickel	soluble compounds, as Ni	Ni	7440-02-0	0.1 mg/m ³	
Nickel	insoluble compounds, as Ni	Ni	7440-02-0	0.2 mg/m ³	
Nickel carbonyl	[Nickel tetracarbonyl]; as Ni Ceiling value	Ni(CO) ₄	13463-39-3		0.05 ppm
Nickel subsulfide	[Heazlewoodite]; as Ni	Ni ₃ S ₂	12035-72-2	0.1 mg/m ³	
<i>L</i> -Nicotine	[3-(1-Methyl-2-pyrrolidinyl)pyridine, (<i>S</i>)-]	C ₁₀ H ₁₄ N ₂	54-11-5	0.5 mg/m ³	
Nitrapyrin	[Pyridine, 2-chloro-6-(trichloromethyl)-]	C ₆ H ₄ Cl ₃ N	1929-82-4	10 mg/m ³	
Nitric acid		HNO ₃	7697-37-2	2 ppm	4 ppm
Nitric oxide		NO	10102-43-9	25 ppm	
4-Nitroaniline		C ₆ H ₅ N ₂ O ₂	100-01-6	3 mg/m ³	
Nitrobenzene		C ₆ H ₅ NO ₂	98-95-3	1 ppm	
4-Nitrobiphenyl	levels as low as possible	C ₁₂ H ₉ NO ₂	92-93-3		
Nitroethane		C ₂ H ₅ NO ₂	79-24-3	100 ppm	
Nitrogen dioxide		NO ₂	10102-44-0	0.2 ppm	
Nitrogen trifluoride		NF ₃	7783-54-2	10 ppm	
Nitromethane	[Nitrocarbol]	CH ₃ NO ₂	75-52-5	20 ppm	
1-Nitropropane		C ₃ H ₇ NO ₂	108-03-2	25 ppm	
2-Nitropropane	[Isonitropropane]	C ₃ H ₇ NO ₂	79-46-9	10 ppm	
<i>N</i> -Nitrosodimethylamine	[Dimethylnitrosamine]; levels as low as possible	C ₂ H ₆ N ₂ O	62-75-9		
2-Nitrotoluene	[1-Methyl-2-nitrobenzene]	C ₇ H ₇ NO ₂	88-72-2	2 ppm	
3-Nitrotoluene	[1-Methyl-3-nitrobenzene]	C ₇ H ₇ NO ₂	99-08-1	2 ppm	
4-Nitrotoluene	[1-Methyl-4-nitrobenzene]	C ₇ H ₇ NO ₂	99-99-0	2 ppm	
Nitrous oxide		N ₂ O	10024-97-2	50 ppm	
3,3,4,4,5,5,6,6,6-Nonafluoro-1-hexene	[Perfluorobutylethene]	C ₆ H ₃ F ₉	19430-93-4	100 ppm	
Nonane	all isomers	C ₉ H ₂₀	111-84-2	200 ppm	
Octachloronaphthalene	[Perchloronaphthalene]	C ₁₀ Cl ₈	2234-13-1	0.1 mg/m ³	0.3 mg/m ³
Octane	all isomers	C ₈ H ₁₈	111-65-9	300 ppm	375 ppm
Osmium(VIII) oxide	[Osmic acid (Osmium tetroxide)]	OsO ₄	20816-12-0	0.0002 ppm	0.0006 ppm
Oxalic acid	NIC 2015	H ₂ C ₂ O ₄	144-62-7	1 mg/m ³	2 mg/m ³
2-Oxetanone	[β-Propiolactone]	C ₃ H ₄ O ₂	57-57-8	0.5 ppm	
Oxirane	[Ethylene oxide]	C ₂ H ₄ O	75-21-8	1 ppm	

Name	Comments	Formula	CAS Reg. No.	Time-weighted average	Short-term exposure limit
Oxiranemethanol	[Glycidol]	C ₃ H ₆ O ₂	61915-27-3	2 ppm	
4,4'-Oxybis(benzenesulfonyl hydrazide)		C ₁₂ H ₁₄ N ₄ O ₅ S ₂	80-51-3	0.1 mg/m ³	
Ozone	depends on workload	O ₃	10028-15-6	0.1 ppm	
Paraquat		C ₁₂ H ₁₄ N ₂	4685-14-7	0.5 mg/m ³	
Parathion		C ₁₀ H ₁₄ NO ₃ PS	56-38-2	0.05 mg/m ³	
Pentaborane(9)		B ₅ H ₉	19624-22-7	0.005 ppm	0.015 ppm
Pentachloronaphthalene (unspecified isomer)	all isomers	C ₁₀ H ₃ Cl ₅	1321-64-8	0.5 mg/m ³	
Pentachloronitrobenzene	[Quintozene]	C ₆ Cl ₅ NO ₂	82-68-8	0.5 mg/m ³	
Pentachlorophenol	inhalable fraction & vapor	C ₆ HCl ₅ O	87-86-5	0.5 mg/m ³	1 mg/m ³
Pentaerythritol		C ₅ H ₁₂ O ₄	115-77-5	10 mg/m ³	
Pentanal	[Valeraldehyde]	C ₅ H ₁₀ O	110-62-3	50 ppm	
Pentane	all isomers	C ₅ H ₁₂	109-66-0	1000 ppm	
Pentanedial	[Glutaraldehyde] Ceiling value	C ₅ H ₈ O ₂	111-30-8		0.05 ppm
3-Pentanol acetate		C ₇ H ₁₄ O ₂	620-11-1	50 ppm	100 ppm
2-Pentanone	[Methyl propyl ketone]	C ₅ H ₁₀ O	107-87-9		150 ppm
3-Pentanone	[Diethyl ketone]	C ₅ H ₁₀ O	96-22-0	200 ppm	300 ppm
Pentyl acetate	[Amyl acetate]; all isomers	C ₇ H ₁₄ O ₂	628-63-7	50 ppm	100 ppm
sec-Pentyl acetate, (R)-	[sec-Amyl acetate, (R)-]	C ₇ H ₁₄ O ₂	54638-10-7	50 ppm	100 ppm
Perchloryl fluoride	[Chlorine trioxide fluoride]	ClO ₃ F	7616-94-6	3 ppm	6 ppm
Perfluoroacetone	[Hexafluoroacetone]	C ₃ F ₆ O	684-16-2	0.1 ppm	
Perfluoroisobutene	[Perfluoroisobutylene] Ceiling value	C ₄ F ₈	382-21-8		0.01 ppm
Perfluoropropene	[Hexafluoropropene]	C ₃ F ₆	116-15-4	0.1 ppm	
Peroxyacetic acid	[Peracetic acid]; inhalable fraction & vapor	C ₂ H ₄ O ₃	79-21-0		0.4 ppm
Phenol	[Hydroxybenzene]	C ₆ H ₅ OH	108-95-2	5 ppm	
10H-Phenothiazine	[Thiodiphenylamine]	C ₁₂ H ₉ NS	92-84-2	5 mg/m ³	
Phenyl glycidyl ether	[PGE]	C ₉ H ₁₀ O ₂	122-60-1	0.1 ppm	
Phenylhydrazine		C ₆ H ₈ N ₂	100-63-0	0.1 ppm	
N-Phenyl-2-naphthalenamine	[N-Phenyl-β-naphthylamine]; levels as low as possible	C ₁₆ H ₁₇ N	135-88-6		
Phenylphosphine	[Monophenylphosphine] Ceiling value	C ₆ H ₅ PH ₂	638-21-1		0.05 ppm
Phorate	[Phosphorodithioic acid, O,O-diethyl S-[(ethylthio)methyl] ester]	C ₇ H ₁₇ O ₂ PS ₃	298-02-2	0.05 mg/m ³	0.2 mg/m ³
Phosphine	[Phosphorus hydride]; NIC 2015	PH ₃	7803-51-2	0.3 ppm	1 ppm
Phosphoric acid	[Orthophosphoric acid]	H ₃ PO ₄	7664-38-2	1 mg/m ³	3 mg/m ³
Phosphorus (white)	[Yellow phosphorus]	P	7723-14-0	0.1 mg/m ³	
Phosphorus(III) chloride	[Phosphorus trichloride]	PCl ₃	7719-12-2	0.2 ppm	0.5 ppm
Phosphorus(V) chloride	[Phosphorus pentachloride]	PCl ₅	10026-13-8	0.1 ppm	
Phosphorus(V) sulfide	[Phosphorus pentasulfide]	P ₂ S ₅	1314-80-3	1 mg/m ³	3 mg/m ³
Phosphoryl chloride	[Phosphorus oxychloride]	POCl ₃	10025-87-3	0.1 ppm	
Phthalic anhydride		C ₈ H ₄ O ₃	85-44-9	1 ppm	
α-Pinene	[2-Pinene]	C ₁₀ H ₁₆	80-56-8	20 ppm	
β-Pinene	[Nopinene]	C ₁₀ H ₁₆	127-91-3	20 ppm	
Piperazine	and salts, as piperazine; inhalable fraction and vapor	C ₄ H ₁₀ N ₂	110-85-0	0.03 ppm	
2-Pivaloyl-1,3-indandione	[Pindone]	C ₁₄ H ₁₄ O ₃	83-26-1	0.1 mg/m ³	
Platinum	metal dust	Pt	7440-06-4	1 mg/m ³	
Platinum	soluble salts, as Pt	Pt	7440-06-4	0.002 mg/m ³	
Polychlorinated biphenyls (42% chlorine)	[PCBs]		53469-21-9	1 mg/m ³	
Polychlorinated biphenyls (54% chlorine)	[PCBs]		11097-69-1	0.5 mg/m ³	
Poly(vinyl chloride)	[PVC]		9002-86-2	1 mg/m ³	
Portland cement	respirable fraction; no asbestos		65997-15-1	1 mg/m ³	
Potassium hydroxide	Ceiling value	KOH	1310-58-3		2 mg/m ³
Propanal	[Propionaldehyde]	C ₂ H ₅ CHO	123-38-6	20 ppm	
1,3-Propane sultone	[1,2-Oxathiolane, 2,2-dioxide]; levels as low as possible	C ₃ H ₄ O ₃ S	1120-71-4		
Propanoic acid	[Propionic acid]	C ₃ H ₆ O ₂	79-09-4	10 ppm	
1-Propanol	[Propyl alcohol]	CH ₃ CH ₂ CH ₂ OH	71-23-8	100 ppm	400 ppm
2-Propanol	[Isopropyl alcohol]	CH ₃ CHOHCH ₃	67-63-0	200 ppm	400 ppm
Propargyl alcohol	[3-Hydroxy-1-propyne (2-Propyn-1-ol)]	C ₃ H ₄ O	107-19-7	1 ppm	
Propene	[Propylene]	CH ₂ CH=CH ₂	115-07-1	500 ppm	
Propoxur	[Phenol, 2-(1-methylethoxy)-, methylcarbamate]	C ₁₁ H ₁₆ NO ₃	114-26-1	0.5 mg/m ³	
Propyl acetate		C ₅ H ₁₀ O ₂	109-60-4	200 ppm	250 ppm
1,2-Propylene glycol dinitrate		C ₆ H ₈ N ₂ O ₆	6423-43-4	0.05 ppm	
Propyleneimine	[2-Methylaziridine]	C ₃ H ₅ N	75-55-8	0.2 ppm	0.4 ppm
Propyl nitrate		C ₃ H ₇ NO ₃	627-13-4	25 ppm	40 ppm
Propyne	[Methylacetylene]	CH ₃ CCH	74-99-7	1000 ppm	
Pyrethrin I	[Pyrethrum]	C ₂₁ H ₂₆ O ₃	121-21-1	5 mg/m ³	
2-Pyridinamine	[2-Aminopyridine]	C ₅ H ₆ N ₂	504-29-0	0.5 ppm	
Pyridine	[Azine]	C ₅ H ₅ N	110-86-1	1 ppm	
Pyrocatechol	[1,2-Benzenediol (Catechol)]	C ₆ H ₆ O ₂	120-80-9	5 ppm	

Name	Comments	Formula	CAS Reg. No.	Time-weighted average	Short-term exposure limit
Resorcinol	[1,3-Benzenediol]	C ₆ H ₆ O ₂	108-46-3	10 ppm	20 ppm
Rhodium	metal and insoluble compounds, as Rh	Rh	7440-16-6	1 mg/m ³	
Rhodium	soluble compounds, as Rh	Rh	7440-16-6	0.01 mg/m ³	
Ronnel		C ₈ H ₈ Cl ₂ O ₃ PS	299-84-3	5 mg/m ³	
Rotenone		C ₂₃ H ₂₂ O ₆	83-79-4	5 mg/m ³	
Rubber	natural latex, as inhalable proteins			0.0001 mg/m ³	
Selenium	element and compounds, as Se	Se	7782-49-2	0.2 mg/m ³	
Selenium hexafluoride		SeF ₆	7783-79-1	0.05 ppm	
Sesone	[Sodium 2-(2,4-dichlorophenoxy)ethyl sulfate]	C ₈ H ₇ Cl ₂ NaO ₅ S	136-78-7	10 mg/m ³	
Silane	[Silicon tetrahydride]	SiH ₄	7803-62-5	5 ppm	
Silicon carbide (hexagonal)	[Moissanite]; lower limits for fibrous SiC	SiC	409-21-2	10 mg/m ³	
Silicon dioxide (α-quartz)	[Silica]; respirable fraction	SiO ₂	14808-60-7	0.025 mg/m ³	
Silicon dioxide (cristobalite)	[Cristobalite]; respirable fraction	SiO ₂	14464-46-1	0.025 mg/m ³	
Silver	metal	Ag	7440-22-4	0.1 mg/m ³	
Silver	soluble compounds, as Ag	Ag	7440-22-4	0.01 mg/m ³	
Sodium azide	[Smite] Ceiling value	NaN ₃	26628-22-8		0.29 mg/m ³
Sodium fluoroacetate		C ₂ H ₃ FNao ₂	62-74-8	0.05 mg/m ³	
Sodium hydrogen sulfite	[Sodium bisulfite]	NaHSO ₃	7631-90-5	5 mg/m ³	
Sodium hydroxide	[Caustic soda] Ceiling value	NaOH	1310-73-2		2 mg/m ³
Sodium metabisulfite	[Sodium pyrosulfite]	Na ₂ S ₂ O ₃	7681-57-4	5 mg/m ³	
Sodium tetraborate decahydrate	[Borax]	Na ₂ B ₄ O ₇ ·10H ₂ O	1303-96-4	2 mg/m ³	6 mg/m ³
Starch			9005-25-8	10 mg/m ³	
Stibine	[Antimony(III) hydride]	SbH ₃	7803-52-3	0.1 ppm	
Stoddard solvent			8052-41-3	100 ppm	
Strontium chromate	as Cr	SrCrO ₄	7789-06-2	0.0005 mg/m ³	
Strychnine		C ₂₁ H ₂₂ N ₂ O ₂	57-24-9	0.15 mg/m ³	
Styrene	[Vinylbenzene]	C ₈ H ₈	100-42-5	20 ppm	40 ppm
Subtilisins	as crystalline active enzyme. Ceiling value		9014-01-1		0.00006 mg/m ³
Sucrose		C ₁₂ H ₂₂ O ₁₁	57-50-1	10 mg/m ³	
Sulfometuron methyl		C ₁₅ H ₁₆ N ₄ O ₅ S	74222-97-2	5 mg/m ³	
Sulfotep	[Tetraethyl thiodiphosphate (TEDP)]	C ₈ H ₂₀ O ₅ P ₂ S ₂	3689-24-5	0.2 mg/m ³	
Sulfur chloride [SSCl ₂]	[Sulfur monochloride (Disulfur dichloride)] Ceiling value	S ₂ Cl ₂	10025-67-9		1 ppm
Sulfur decafluoride	[Disulfur decafluoride (Sulfur pentafluoride)] Ceiling value	S ₂ F ₁₀	5714-22-7		0.01 ppm
Sulfur dioxide		SO ₂	7446-09-5		0.25 ppm
Sulfur hexafluoride		SF ₆	2551-62-4	1000 ppm	
Sulfuric acid	[Oil of vitriol]	H ₂ SO ₄	7664-93-9	0.2 mg/m ³	
Sulfur tetrafluoride	Ceiling value	SF ₄	7783-60-0		0.1 ppm
Sulfonyl fluoride		SO ₂ F ₂	2699-79-8	5 ppm	10 ppm
Sulprofos	inhalable fraction & vapor	C ₁₂ H ₁₈ O ₅ PS ₃	35400-43-2	0.1 mg/m ³	
Talc	respirable fraction; no asbestos	3MgO·4SiO ₂ ·H ₂ O	14807-96-6	2 mg/m ³	
Tantalum	dust	Ta	7440-25-7	5 mg/m ³	
Tantalum(V) oxide	[Tantalum pentoxide]; dust, as Ta	Ta ₂ O ₅	1314-61-0	5 mg/m ³	
Tellurium	and compounds, as Te (except H ₂ Te)	Te	13494-80-9	0.1 mg/m ³	
Tellurium hexafluoride		TeF ₆	7783-80-4	0.02 ppm	
Terbufos		C ₈ H ₂₁ O ₂ PS ₃	13071-79-9	0.01 mg/m ³	
Terephthalic acid	[1,4-Benzenedicarboxylic acid]	C ₈ H ₆ O ₄	100-21-0	10 mg/m ³	
o-Terphenyl	Ceiling value	C ₁₈ H ₁₄	84-15-1		5 mg/m ³
m-Terphenyl	Ceiling value	C ₁₈ H ₁₄	92-06-8		5 mg/m ³
p-Terphenyl		C ₁₈ H ₁₄	92-94-4		5 mg/m ³
1,1,2,2-Tetrabromoethane	[Acetylene tetrabromide]	C ₂ H ₂ Br ₄	79-27-6	0.1 ppm	
Tetrabromomethane	[Carbon tetrabromide]	CBr ₄	558-13-4	0.1 ppm	0.3 ppm
1,1,1,2-Tetrachloro-2,2-difluoroethane	[Tetrachloro-1,1-difluoroethane]	C ₂ Cl ₄ F ₂	76-11-9	100 ppm	
1,1,2,2-Tetrachloro-1,2-difluoroethane	[Tetrachloro-1,2-difluoroethane]	C ₂ Cl ₂ F ₂	76-12-0	50 ppm	
1,1,2,2-Tetrachloroethane	[Acetylene tetrachloride]	C ₂ H ₂ Cl ₄	79-34-5	1 ppm	
Tetrachloroethene	[Perchloroethylene]	C ₂ Cl ₄	127-18-4	25 ppm	100 ppm
Tetrachloromethane	[Carbon tetrachloride]	CCl ₄	56-23-5	5 ppm	10 ppm
1,2,3,4-Tetrachloronaphthalene		C ₁₀ H ₄ Cl ₄	20020-02-4	2 mg/m ³	
Tetraethyl lead	as Pb	C ₈ H ₂₀ Pb	78-00-2	0.1 mg/m ³	
Tetraethyl pyrophosphate	[TEPP]	C ₈ H ₂₀ O ₇ P ₂	107-49-3	0.01 mg/m ³	
Tetrafluoroethene	[Tetrafluoroethylene]	F ₂ C=CF ₂	116-14-3	2 ppm	
Tetrahydrofuran	[Tetramethylene oxide (Oxolane)]	C ₄ H ₈ O	109-99-9	50 ppm	100 ppm
Tetrakis(hydroxymethyl)phosphonium chloride	also the sulfate	C ₄ H ₁₂ ClO ₄ P	124-64-1	2 mg/m ³	
2,2,3,3-Tetramethylbutane		C ₈ H ₁₈	594-82-1	300 ppm	
Tetramethyl lead	as Pb	C ₄ H ₁₂ Pb	75-74-1	0.15 mg/m ³	
2,2,3,3-Tetramethylpentane		C ₉ H ₂₀	7154-79-2	200 ppm	
2,2,3,4-Tetramethylpentane		C ₉ H ₂₀	1186-53-4	200 ppm	

Name	Comments	Formula	CAS Reg. No.	Time-weighted average	Short-term exposure limit
2,2,4,4-Tetramethylpentane	[Di- <i>tert</i> -butylmethane]	C ₈ H ₂₀	1070-87-7	200 ppm	
2,3,3,4-Tetramethylpentane		C ₈ H ₂₀	16747-38-9	200 ppm	
Tetramethylsuccinonitrile	[Tetramethylbutanedinitrile]	C ₆ H ₈ N ₂	3333-52-6	0.5 ppm	
Tetranitromethane		C(NO ₂) ₄	509-14-8	0.005 ppm	
Thallium	and compounds, as Tl	Tl	7440-28-0	0.02 mg/m ³	
4,4'-Thiobis(6- <i>tert</i> -butyl- <i>m</i> -cresol)	[Bis(5- <i>tert</i> -butyl-4-hydroxy-2-methylphenyl) sulfide]; inhalable fraction	C ₂₂ H ₃₀ O ₂ S	96-69-5	1 mg/m ³	
Thioglycolic acid		C ₂ H ₃ O ₂ S	68-11-1	1 ppm	
Thionyl chloride	[Sulfinyl dichloride] Ceiling value	SOCl ₂	7719-09-7		0.2 ppm
Thiram	inhalable fraction & vapor	C ₆ H ₁₂ N ₂ S ₄	137-26-8	0.05 mg/m ³	
Tin	metal	Sn	7440-31-5	2 mg/m ³	
Tin	inorganic compounds, as Sn	Sn	7440-31-5	2 mg/m ³	
Tin	organic compounds, as Sn	Sn	7440-31-5	0.1 mg/m ³	0.2 mg/m ³
Titanium(IV) oxide (rutile)	[Rutile (Titanium dioxide)]; NIC 2015	TiO ₂	1317-80-2	10 mg/m ³	
Toluene	[Methylbenzene]	C ₇ H ₈	108-88-3	20 ppm	
Toluene-2,4-diisocyanate	NIC 2015	C ₉ H ₆ N ₂ O ₂	584-84-9	0.005 ppm	0.02 ppm
Toluene-2,6-diisocyanate	NIC 2015	C ₉ H ₆ N ₂ O ₂	91-08-7	0.005 ppm	0.02 ppm
Toxaphene	[Polychlorocamphene]	C ₁₀ H ₁₀ Cl ₈	8001-35-2	0.5 mg/m ³	
1 <i>H</i> -1,2,4-Triazol-3-amine	[Amitrole]	C ₄ H ₄ N ₄	61-82-5	0.2 mg/m ³	
Tribromomethane	[Bromoform]	CHBr ₃	75-25-2	0.5 ppm	
Tributyl phosphate	[Butyl phosphate]	C ₁₂ H ₂₇ O ₄ P	126-73-8	5 mg/m ³	
Trichlorfon	[2,2,2-Trichloro-1-hydroxyethylphosphonic acid, dimethyl ester]	C ₄ H ₆ Cl ₃ O ₃ P	52-68-6	1 mg/m ³	
Trichloroacetic acid		CCl ₃ COOH	76-03-9	0.5 ppm	
1,2,4-Trichlorobenzene	Ceiling value	C ₆ H ₃ Cl ₃	120-82-1		5 ppm
1,1,1-Trichloro-2,2-bis(4-chlorophenyl)ethane	[Dichlorodiphenyltrichloroethane (DDT)]	C ₁₄ H ₉ Cl ₅	50-29-3	1 mg/m ³	
1,1,1-Trichloroethane	[Methyl chloroform]	CHCl ₃	71-55-6	350 ppm	450 ppm
1,1,2-Trichloroethane	[Vinyl trichloride]	C ₂ H ₃ Cl ₃	79-00-5	10 ppm	
Trichloroethene	[Trichloroethylene]	C ₂ HCl ₃	79-01-6	10 ppm	25 ppm
Trichlorofluoromethane	[CFC-11] Ceiling value	CCl ₃ F	75-69-4		1000 ppm
Trichloromethane	[Chloroform]	CHCl ₃	67-66-3	10 ppm	
Trichloromethanesulfonyl chloride	[Perchloromethyl mercaptan]	CCl ₃ S	594-42-3	0.1 ppm	
(Trichloromethyl)benzene	[Benzotrichloride] Ceiling value	C ₆ H ₅ CCl ₃	98-07-7		0.1 ppm
Trichloronaphthalene (unspecified isomer)	all isomers	C ₁₀ H ₇ Cl ₃	1321-65-9	5 mg/m ³	
Trichloronitromethane	[Chloropicrin]	CCl ₃ NO ₂	76-06-2	0.1 ppm	
2,4,5-Trichlorophenoxyacetic acid	[2,4,5-T]	C ₈ H ₅ Cl ₃ O ₃	93-76-5	10 mg/m ³	
1,2,3-Trichloropropane	[Allyl trichloride]; NIC 2015	C ₃ H ₂ Cl ₃	96-18-4	10 ppm	
1,1,2-Trichloro-1,2,2-trifluoroethane	[CFC-113]	C ₂ Cl ₃ F ₃	76-13-1	1000 ppm	1250 ppm
Tri- <i>o</i> -cresyl phosphate	[Tri- <i>o</i> -tolyl phosphate]; NIC 2015	C ₂₁ H ₂₁ O ₄ P	78-30-8	0.1 mg/m ³	
Triethanolamine	[Tris(2-hydroxyethyl)amine]	C ₆ H ₁₅ NO ₃	102-71-6	5 mg/m ³	
Triethylamine	[<i>N,N</i> -Diethylethanamine]; NIC 2015	C ₆ H ₁₅ N	121-44-8	1 ppm	3 ppm
1,3,5-Triglycidyl- <i>s</i> -triazinetriene	[1,3,5-Tris(oxiranemethyl)-1,3,5-triazine-2,4,6-(1 <i>H</i> ,3 <i>H</i> ,5 <i>H</i>)-trione]	C ₁₂ H ₁₈ N ₃ O ₆	2451-62-9	0.05 mg/m ³	
Triiodomethane	[Iodoform]	CHI ₃	75-47-8	0.6 ppm	
Trimellitic anhydride	[1,2,4-Benzenetricarboxylic anhydride] Ceiling value	C ₈ H ₄ O ₅	552-30-7	0.0005 mg/m ³	0.002 mg/m ³
Trimethylamine	[<i>N,N</i> -Dimethylmethanamine]	(CH ₃) ₃ N	75-50-3	5 ppm	15 ppm
1,2,3-Trimethylbenzene	[Hemimellitene]	C ₉ H ₁₂	526-73-8	25 ppm	
1,2,4-Trimethylbenzene	[Pseudocumene]	C ₉ H ₁₂	95-63-6	25 ppm	
1,3,5-Trimethylbenzene	[Mesitylene]	C ₉ H ₁₂	108-67-8	25 ppm	
2,2,3-Trimethylhexane		C ₉ H ₂₀	16747-25-4	200 ppm	
2,2,4-Trimethylhexane		C ₉ H ₂₀	16747-26-5	200 ppm	
2,2,5-Trimethylhexane		C ₉ H ₂₀	3522-94-9	200 ppm	
2,3,3-Trimethylhexane		C ₉ H ₂₀	16747-28-7	200 ppm	
2,3,4-Trimethylhexane		C ₉ H ₂₀	921-47-1	200 ppm	
2,3,5-Trimethylhexane		C ₉ H ₂₀	1069-53-0	200 ppm	
2,4,4-Trimethylhexane		C ₉ H ₂₀	16747-30-1	200 ppm	
3,3,4-Trimethylhexane		C ₉ H ₂₀	16747-31-2	200 ppm	
2,2,3-Trimethylpentane	[2- <i>tert</i> -Butylbutane]	C ₈ H ₁₈	564-02-3	300 ppm	
2,2,4-Trimethylpentane	[Isooctane]	C ₈ H ₁₈	540-84-1	300 ppm	
2,3,3-Trimethylpentane		C ₈ H ₁₈	560-21-4	300 ppm	
2,3,4-Trimethylpentane		C ₈ H ₁₈	565-75-3	300 ppm	
Trimethyl phosphite		C ₃ H ₉ O ₃ P	121-45-9	2 ppm	
Trinitroglycerol	[Nitroglycerin]	C ₃ H ₅ N ₃ O ₉	55-63-0	0.05 ppm	
2,4,6-Trinitrophenol	[Picric acid]	C ₆ H ₃ N ₃ O ₇	88-89-1	0.1 mg/m ³	
2,4,6-Trinitrotoluene	[2-Methyl-1,3,5-trinitrobenzene (TNT)]	C ₇ H ₅ N ₃ O ₆	118-96-7	0.1 mg/m ³	
Triphenyl phosphate		C ₁₈ H ₁₅ O ₄ P	115-86-6	3 mg/m ³	
Tungsten	[Wolfram]; metal and insoluble compounds, as W	W	7440-33-7	5 mg/m ³	10 mg/m ³
Tungsten	[Wolfram]; soluble compounds, as W	W	7440-33-7	1 mg/m ³	3 mg/m ³

Name	Comments	Formula	CAS Reg. No.	Time-weighted average	Short-term exposure limit
Turpentine	and selected monoterpenes		8006-64-2	20 ppm	
Uranium	metal and compounds, as U	U	7440-61-1	0.2 mg/m ³	0.6 mg/m ³
Vanadium(V) oxide	[Vanadium pentoxide]; inhalable fraction, as V	V ₂ O ₅	1314-62-1	0.05 mg/m ³	
Vinyl acetate		C ₄ H ₆ O ₂	108-05-4	10 ppm	15 ppm
4-Vinylcyclohexene		C ₈ H ₁₂	100-40-3	0.1 ppm	
1-Vinyl-2-pyrrolidinone		C ₆ H ₉ NO	88-12-0	0.05 ppm	
Warfarin	[Coumadin]	C ₁₉ H ₁₆ O ₄	81-81-2	0.1 mg/m ³	
Wood	dust, inhalable fraction (0.5 mg/m ³ for western red cedar)			1 mg/m ³	
<i>o</i> -Xylene	[1,2-Dimethylbenzene]	C ₈ H ₁₀	95-47-6	100 ppm	150 ppm
<i>m</i> -Xylene	[1,3-Dimethylbenzene]	C ₈ H ₁₀	108-38-3	100 ppm	150 ppm
<i>p</i> -Xylene	[1,4-Dimethylbenzene]	C ₈ H ₁₀	106-42-3	100 ppm	150 ppm
Yttrium	metal and compounds, as Y	Y	7440-65-5	1 mg/m ³	
Zinc chloride	fume	ZnCl ₂	7646-85-7	1 mg/m ³	2 mg/m ³
Zinc chromate	as Cr	ZnCrO ₄	13530-65-9	0.01 mg/m ³	
Zinc oxide	[Zincite]	ZnO	1314-13-2	2 mg/m ³	10 mg/m ³
Zirconium	metal and compounds, as Zr	Zr	7440-67-7	5 mg/m ³	10 mg/m ³

LASER HAZARDS IN THE LABORATORY

Thomas J. Bruno and Paris D. N. Svoronos

Lasers are commonly used in the laboratory, although in many instruments, most lasers are embedded in instrumentation and are therefore shielded or protected by optical barriers and interlocks that, when functioning properly, prevent accidental exposure. Care must be exercised when performing maintenance or when changing samples in such instruments. In this section we provide basic information on laser safety and hazards (Refs. 1 to 3). This is by no means exhaustive nor is it meant to substitute for an understanding of the specific safety requirements of instrumentation, or applicable law or regulations. The special case of common laser pointers has received considerable attention recently and is treated separately.⁴ We note that as of 2007, the general practice in the United States is to use the IEC definitions.

Classes of Lasers:

The following is a summary for the laser classes following the ANSI guidelines used in the United States:

Class I

Class I lasers are inherently safe with no possibility of eye damage under conditions of normal use. The safety can result from a low output power (in which case eye damage is impossible even after prolonged exposure), or due to an enclosure preventing user access to the laser beam during normal operation, such as in CD players, laser printers, surveying transits, or measurement instruments.

Class II

The blink reflex of the human eye will prevent eye damage, unless the person deliberately stares into the beam for an extended period. Thus, a Class II laser can cause some eye damage if this is done. Output power may be up to 1 mW. This class includes only lasers that emit visible light. Some laser pointers are in this category.

Class IIIa

Lasers in this class are mostly dangerous in combination with certain optical instruments that change the beam diameter or power density. Output power does not exceed 5 mW. Beam power density may not exceed 2.5 mW cm^{-2} . Many laser sights for firearms and some laser pointers are included in this category.

Class IIIb

Lasers in this class may cause damage if the beam enters the eye directly. This generally applies to lasers powered from 5 mW to 500 mW. Lasers in this category can cause permanent eye damage with exposures of 1/100th of a second or less depending on the strength of the laser. A diffuse reflection (on paper or from a matte surface) is generally not hazardous but a specular reflection from a highly reflective surface can be just as dangerous as direct exposure. Protective eyewear is recommended when direct beam viewing of Class IIIb lasers may occur. Lasers at the high power end of this class may also present a fire hazard and can lightly burn skin.

Class IV

Lasers in this class have output powers of more than 500 mW in the beam and may cause severe, permanent damage to eye or skin without being magnified by optics of eye or instrumentation. Diffuse reflections of the laser beam can be hazardous to skin or eye within the Nominal Hazard Zone. Many industrial, scientific, military, and medical lasers are in this category.

References

1. American National Standard for Safe Use of Lasers, American National Standards Institute, ANSI Z136.1, 2007
2. Safety of Laser Products – Part 1: Equipment Classification and Requirements, International Electrotechnical Commission, IEC 60825-1, 2nd Ed., 2007.
3. Bruno, T. J., and Svoronos, P. D. N., *CRC Handbook of Basic Tables for Chemical Analysis*, 3rd. Ed., CRC Press, Boca Raton, FL, 2011.
4. Hadler, J., and Dowell, M., Accurate, Inexpensive Testing of Laser Pointer Power for Safe Operation, *Meas. Sci. Technol.* 24, 1, 2013.

The following is a summary of the laser classes following the IEC guidelines.

Class 1

A Class 1 laser is safe under all conditions of normal use, with no known biological hazard present. This class includes high-power lasers within an enclosure that prevents exposure to the radiation and that cannot be opened without shutting down the laser. This typically requires an interlocking.

Class 1M

A Class 1M laser is safe for all conditions of normal use except when passed through magnifying optics such as microscopes, telescopes, or on optical benches. Class 1M lasers typically produce large-diameter beams, or beams that are divergent. The classification of a Class 1M laser must be changed if the emergent light is refocused.

Class 2

A Class 2 laser is safe for all conditions of normal use because the blink reflex will limit the exposure to no more than 0.25 seconds. It only applies to visible-light lasers (400 nm to 700 nm) limited to 1 mW continuous wave, or more if the emission time is less than 0.25 s or if the light is not spatially coherent. Intentional suppression of the blink reflex could lead to eye injury. Many laser pointers are Class 2.

Class 2M

A Class 2M laser is similar to a Class 2, but it is used in an instrument that may focus the beam. This laser is safe because of the blink reflex provided the beam is not viewed through optical instruments as described above for Class 1M.

Class 3R

A Class 3R laser is considered safe if handled carefully, with restricted beam viewing. These lasers can be hazardous to the human eye if the beam is viewed for extended periods of time or under fixated conditions. Continuous beam Class 3R lasers operating in the visible region are limited in power output to 5 mW. For other wavelengths and for pulsed lasers, other limits will apply.

Class 3B

A Class 3B laser is hazardous if the eye is exposed directly, but diffuse reflections such as from paper surfaces are not harmful. Continuous lasers in the wavelength range from 315 nm to the far

infrared are limited in power output to 0.5 W. For pulsed lasers between 400 nm and 700 nm, the limit is 30 mJ. Other limits apply to other wavelengths and to short pulse lasers. Protective eyewear is typically required where direct viewing of a class 3B laser beam may occur. Class 3B lasers must be equipped with a key switch and a safety interlock.

Class 4

Class 4 lasers include all lasers with beam power greater than those covered in class 3B. By definition, a Class 4 laser can burn the skin, in addition to causing severe and permanent eye damage. This eye damage can result from direct or diffuse beam viewing. These lasers may ignite combustible materials, and thus may represent a fire risk. Class 4 lasers must be equipped with a key switch and a safety interlock. Many industrial, scientific, military, and medical lasers are in this category.

Laser Pointers

Laser pointers, ubiquitous at meetings, shows, and in the classroom, deserve separate consideration because of recent work on actual observed power output. For purposes of classification into the levels discussed above, the typical laser pointer is classified as 3R. The human light aversion response can generally protect against 3R lasers; however, this response is less sensitive in the near infrared range (700 nm to 1400 nm). Thus, to prevent retinal burns, laser pointers must not emit hazardous levels of infrared, and must be Class 1 compliant in terms of accessible emission level (AEL) in that wavelength range. In a testing program undertaken at NIST, cited in Ref. 4, it was found that of the laser pointers randomly chosen and tested, all but two pointers failed to comply by more than 15 % of the specified AEL, and 48 % emitted more than twice the specified AEL at one or more specified wavelength. This indicates a risk of 3B exposure from these devices that are nominally classified as 3R.

GENERAL CHARACTERISTICS OF IONIZING RADIATION FOR THE PURPOSE OF PRACTICAL APPLICATION OF RADIATION PROTECTION

Thomas W. Grove and Thomas J. Bruno

The following table provides practical information to allow the design and implementation of radiation protection in laboratory and industrial environments. Additional information and details can be found in Refs. 1 to 3.

References

1. Johnson, T. E., and Birky, B. K., *Health Physics Radiological Health*, 4th Ed., Lippencott, Williams and Wilkins, Baltimore, MD, 2012.
2. Cember, H., and Johnson, T. E., *Introduction to Health Physics*, 4th Ed., McGraw Hill, New York, 2011.
3. 1990 Recommendations of the International Commission on Radiological Protection. ICRP Publication 60. Ann. ICRP 21 (1-3), 1990.

Type (symbol)	Physical Properties	Range	Shielding	Biological Hazards	Comments
Alpha Particle (α)	Very large mass (2 protons, 2 neutrons, 0 electrons) +2 Charge	Very short 3cm to 6 cm (~ 1 inch to 2 inches in air)	Few centimeters of air Sheet of paper Dead (outer) layer of skin	Internally, the source of alpha radiation is in close contact with live body tissue. It can deposit large amounts of energy in a small amount of body tissue. Rarely an external hazard.	Alpha particles of at least 7.5 MeV are required to penetrate the epidermis, the protective layer of skin, which is about 0.07 mm (70 μm) thick. The range of most particles of common emitters (4.5 MeV to 5.5 MeV) is 3 cm to 4 cm in air. Range in air = $0.322E^{3/2}$ cm, when E is expressed in MeV.
Beta Particle (β)	Small mass -1 or +1 Charge -1 charge particle is an electron, +1 charge particle is a positron	Short 6 cm to 600 cm (1 inch to 20 feet in air)	Low atomic number materials Plastic Glass Aluminum	Internal hazard Externally, may be hazardous to the skin and eyes	Beta particles of at least 70 keV are required to penetrate the epidermis. $R_{air} \approx 3.65 \text{ m/MeV}$. The range of beta particles in material in g cm^{-2} (thickness in cm multiplied by the density in g cm^{-3}) is approximately half the maximum energy in MeV. ($R \approx E_{max}/2$). Dose rate (in rad/hr) at 1 cm from a beta point source; $\approx 300 \text{ rad/hr per Curie}$. Dose rate (in rad/hr) in a solution $\approx 2.12\bar{E}C/\rho$; where \bar{E} = average energy in MeV, C = concentration in $\mu\text{Ci cm}^{-3}$, and ρ = density of the solution in g cm^{-3} . The dose rate is about one-half this value at the surface. An aqueous solution of 1 Curie ^{32}P in a glass vial typically produces 3 mrad/hr at 1 meter from Bremsstrahlung. Shielding causes Bremsstrahlung radiation similar to x-rays and gamma rays; generally the higher the atomic number of a material, the more intense is the Bremsstrahlung.
Neutron (n or n ⁰)	Large mass No charge	Very far in air Easily travel several hundred meters High penetrating power due to lack of charge	High hydrogen content material Water Concrete Plastic	External whole body exposure hazard May be external and/or internal hazard Depends on whether source is inside or outside the body Energy dependent	Shielding can be provided by hydrogen rich materials such as hydrocarbons, water, waxes, high water concrete. Can cause neutron activation, in which radio nuclides are formed. Particularly damaging to soft tissue such as the cornea
X-Ray, Gamma Ray (γ)	No mass No charge Electromagnetic wave Similar but place of origin and energy levels may differ	Very far in air Easily travel several hundred meters Very high penetrating power since it has no mass & no charge	High atomic number materials Depleted Uranium Lead Steel Concrete Water	Whole body exposure hazard May be external and/or internal hazard Can be a skin and/or eye hazard Depends on whether source is inside or outside the body Energy dependent	Shielding requires large mass and density materials; lead or depleted uranium are commonly used. Protective clothing and other PPE can guard against ingestion or absorption but not against the radiation itself. Doubling the distance from a point source will result in a reduction of exposure (or dose) by a factor of four. Protective clothing and other PPE can effectively guard against ingestion or absorption of radioactive material but is not usually practical for protecting against x-rays or gamma rays.

RADIATION SAFETY UNITS

Thomas J. Bruno and Paris D. N. Svoronos

Ionizing radiation, consisting of x-rays, gamma rays, alpha particles, beta particles, and neutron particles, is measured and quantified in units of the radioactivity source and dose (Refs. 1 to 4). The radioactivity measures the strength of a source in terms of events of emission per second. Dose is a measure of the energy that is actually absorbed into matter.

Radioactivity:

In the SI system, the bequerel (Bq) has replaced the curie (Ci) as the accepted unit of radioactivity (or simply activity). One Bq is one event of radiation emission (such as a disintegration) per second. It is related to the older unit by:

$$1 \text{ Ci} = 3.7 \times 10^{10} \text{ Bq}$$

$$1 \text{ Ci} = 37 \text{ GBq} = 37 \text{ 000 MBq}$$

The following chart provides a practical guide between the two units:

1 Bq	37 Bq	1 kBq	37 kBq	1 MBq
27 pCi	1 nCi	27 nCi	1 µCi	27 µCi
37 MBq	1 GBq	37 GBq	1 TBq	37 TBq
1 mCi	27 mCi	1 Ci	27 Ci	1 kCi

Class A radionuclides: $0.3 \text{ Bq/cm}^2 = 8.1 \text{ pCi/cm}^2$

Class B radionuclides: $3 \text{ Bq/cm}^2 = 81 \text{ pCi/cm}^2$

Class C radionuclides: $30 \text{ Bq/cm}^2 = 810 \text{ pCi/cm}^2$

Energy:

For ionizing radiation, the energy is measured in electron volts (eV), which is related to other energy quantities by:

$$1 \text{ eV} = 1.60217653(14) \times 10^{-19} \text{ J}$$

Dose:

The older unit of dose, which is defined as the energy that is actually absorbed, is the radiation absorbed dose (RAD). The RAD was defined as the dose that would cause 0.01 J to be absorbed in 1 kg of matter (or 100 ergs per gram). The modern SI unit is the Gray (Gy):

$$100 \text{ RAD} = 1 \text{ Gy}$$

References

1. Radiation - Quantities and Units of Ionizing Radiation, Canadian Centre for Occupational Health and Safety OSH Answer List Series, 2008.
2. Radioactivity Units, Health Physics Society, <http://www.hps.org/>, 2013.
3. Furr, A. K., *CRC Handbook of Laboratory Safety*, 5th Ed., CRC Press, Boca Raton, FL, 2000.
4. Bruno, T. J., and Svoronos, P. D. N., *CRC Handbook of Basic Tables for Chemical Analysis*, 3rd. Ed., CRC Press, Boca Raton, FL, 2011.

Equivalent Dose:

The equivalent dose (also called the dose equivalent or biological dose) describes the effect of radiation on human tissue, rather than the physical effects of the radiation alone. This quantity is expressed in Sieverts (Sv), and is found by multiplying the absorbed dose, in grays, by a dimensionless quality factor Q (which depends on the radiation type), and by another dimensionless factor N (the tissue weighting factor). Q is also called the Relative Biological Effectiveness (RBE). The factor N depends upon the part of the body irradiated, the time and volume over which the dose was spread, and the species of the subject.

The currently accepted, approximate Q factors are provided below:

Radiation Type	Q
X-rays	1
Gamma rays	1
Beta particles	1
Thermal neutrons (<10 keV)	5
Fast neutrons (10 keV to 100 keV)	10
Fast neutrons (100 keV to 2 MeV)	20
Fast neutrons (2 MeV to 20 MeV)	10
Fast neutrons (>20 MeV)	5
Protons (>2 MeV)	5
Alpha particles	20
Other atomic nuclei	20

The currently accepted N factors for human body parts are provided below:

Body Part	N
Gonads	0.20
Bone marrow	0.12
Colon	0.12
Lung	0.12
Stomach	0.12
Bladder	0.05
Brain	0.05
Breast	0.05
Kidney	0.05
Liver	0.05
Muscle	0.05
Esophagus	0.05
Pancreas	0.05

Body Part	<i>N</i>
Small intestine	0.05
Spleen	0.05
Thyroid	0.05
Uterus	0.05
Bone surface	0.01
Skin	0.01

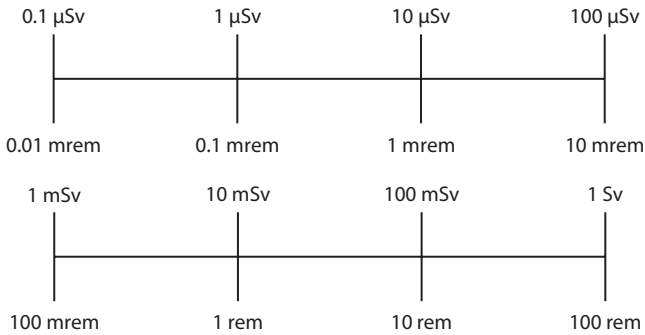
Relative to the effect on humans, the following *N* factors have been suggested for other organisms:

Organism	<i>N</i>
Viruses	0.03 to 0.0003
Bacteria	0.03 to 0.0003
Single cell organisms	0.03 to 0.0003
Insects	0.1 to 0.002
Mollusks	0.06 to 0.006
Plants	2 to 0.02
Fish	0.75 to 0.03
Amphibians	0.4 to 0.14
Reptiles	1 to 0.075
Birds	0.6 to 0.15
Humans (scale definition)	$\equiv 1$

In terms of the older unit, rem (roentgen equivalent in man):

1 rem = 0.01 Sv, assuming *Q* = 1.

The following chart provides a practical guide between the two units:



The approximate effects of full body dosages is summarized below:

Dose, Sv	Effect
1	Nausea
2–5	Hair loss, hemorage, death is possible
>3	Death is likely in 50 % of cases within 30 days
6	Death is likely in all cases

The relationship between nuclide half-lives elapsed and the remaining radioactivity is provided below:

Half-lives elapsed	Percent remaining
0	100
1	50
2	25
3	12.55
4	6.25
5	3.125

RELATIVE DOSE RANGES FROM IONIZING RADIATION

Thomas J. Bruno

It is important to place in perspective the relative ionizing radiation dose acquired in common laboratory settings. The most commonly encountered source is a ^{63}Ni source used in gas chromatographic electron capture detectors and in ion mobility spectrometers (Ref. 1). In both instruments, the source is sealed and has a radioactivity of 15 mCi. The exposures cited refer only to normal operation; it does not consider exposures if the device is dismantled or allowed to overheat.

Background

Natural background consists of the highly variable sum of all ubiquitous sources of ionizing radiation encountered on the planet (Ref. 2). Background in general can be divided into the following four major contributions:

Contribution	Average Dose, mrem/year, United States
Terrestrial contribution	21
Cosmic contribution	33
Airborne radon (and daughter) contribution	228
Internal consumption contribution	29
Total Natural Background	311

In the United States, the average natural background ionizing radiation level is 311 mrem. This is variable due primarily to differences in altitude and primordial radionuclides and their daughters. For example, the averages in the United Kingdom and Finland are 200 mrem and 700 mrem, respectively. Higher levels are found at higher altitudes and regions with a larger radon budget. Within the United States, for example, the background in Denver, Colorado is approximately 450 mrem, while in most of Florida, it is closer to 230 mrem. The terrestrial contribution primarily arises from radionuclides of potassium, uranium, and thorium, and their daughters. The cosmic contribution arises primarily from muons, neutrons, and electrons, and varies with terrestrial magnetic field and altitude. The internal contribution results from consuming radionuclides of potassium and carbon in food and water. By far the largest contribution is from radon and radon daughters. The radon budget results from terrestrial sources of uranium (Ref. 3).

Typical Incremental Increases above Background

Exposure to ionizing radiation in the laboratory results in a dose level in excess of the background levels discussed above (Ref. 4). The following charts place in perspective the additional dose received above background for some common exposures. Since in Figure 1 the ranges are dwarfed by tobacco use, Figure 2 is presented with this contribution removed. This is significant because the tobacco dose is specific to the lungs, and not the whole body. A more relevant comparison for Figure 1 would be obtained by multiplying the listed 8000 mrem by the tissue-weighting factor for the lungs, 0.12.

The high incremental level associated with tobacco use (1 mrem/hr while smoking) results from the accumulation of 210_{Po} (a radon daughter) on tobacco leaves. The incremental dose accrued

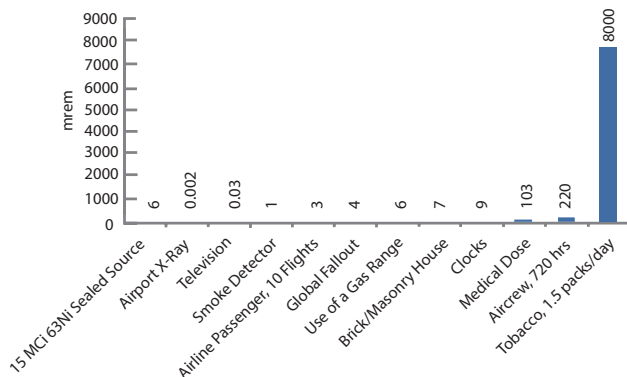


FIGURE 1: A comparison of increments to natural background levels, explicit for the 15 mCi ^{63}Ni sources used in electron capture detectors and ion mobility spectrometers.

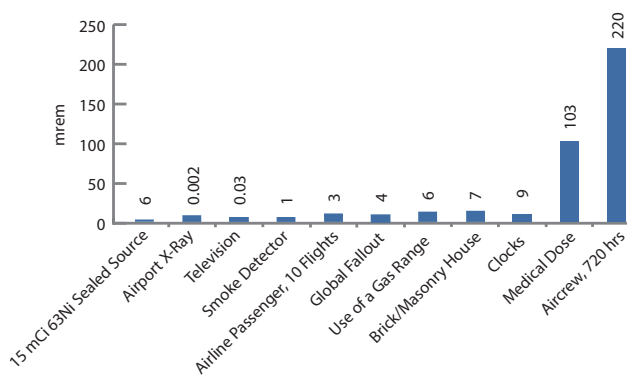


FIGURE 2: The same comparison as in Figure 1, but with tobacco use removed. Thus, the data shown above are all whole body dosages.

by air travel is dependent on altitude, with higher levels associated with higher altitudes, and will range between 0.35 mrem/hr and 0.5 mrem/hr. The incremental dose due to medical imaging or radiation treatment can be misleading. For many individuals the dose can be close to zero, but in the case of radiation treatment it can be much higher. Indeed, patients given certain radiation treatments become incremental sources themselves, resulting in incremental dosages above background to attending medical personnel, caregivers, and the general public. The listing for clocks in both Figures 1 and 2 are for older (even antique) clocks that have dials coated with Ra/ZnS paint to provide illumination.

References

1. Jeffery, P. G., and Kipping, P. J., *Gas Analysis by Gas Chromatography*, Pergamon Press, Oxford, 1972.
2. Metting, N. F., *Ionizing Radiation Dose Ranges*, Office of Science, U.S. Department of Energy <www.losdose.energy.gov>, 2010.
3. *NCRP Report 160*, Ionizing Radiation Exposure of the Population of the United States, Recommendations of the National Council on Radiation Protection and Measurements, Bethesda, MD, 2009.
4. Johnson, T. E., and Fellman, A., *Estimated Dose and Risk from 15 mCi ^{63}Ni Sealed Source Type NR-348-D-111-B*, Report Prepared for Hewlett Packard Co., CSI Radiation Safety, Gaithersburg, MD, 1999.

ANNUAL LIMITS ON INTAKES OF RADIONUCLIDES

K. F. Eckerman

The following table lists, for workers, the annual limits on oral and inhalation intakes (ALI) for selected radionuclides based on the occupational radiation protection guidance of the International Commission on Radiological Protection (References 1 and 2). An intake of one ALI corresponds to an annual whole body dose of 0.02 Sv (2 rem).

The ALI is expressed in the SI unit of activity, the becquerel (Bq), and in the conventional unit, the microcurie (μCi); $1 \mu\text{Ci} = 3.7 \cdot 10^4 \text{ Bq}$. The chemical form of inhaled radionuclides is, in most instances, stated in terms of the rate of absorption to blood from the lungs and the fractional absorption from the small intestine. Types F, M, and S denote chemical forms that are absorbed from the lungs at rates characterized as fast, moderate, and slow, respectively. The time to absorb 90% of the deposited radionuclide, in the absence of radioactive decay, corresponds to about 10 minutes,

150 days, and 7000 days for Type F, M, and S compounds, respectively. Type F compounds can be considered to be more soluble than M or S, S being the most insoluble. Chemical form consideration for ingestion is specified by the fractional absorption from the small intestine, denoted as f_1 . The f_1 values range from 10^{-5} to 1. Higher fractional absorption is associated with greater solubility of the compound.

References

1. *1990 Recommendations of the International Commission on Radiological Protection, ICRP Publication 60, Annals of the ICRP 21, (1-3)*, Pergamon Press, Oxford, 1991.
2. *Dose Coefficients for Intakes of Radionuclides by Workers, ICRP Publication 68, Annals of the ICRP, 24(4)*, Pergamon Press, Oxford, 1995.

	Physical half-life	Inhalation intakes			Oral intakes		
		Chemical form type/ f_1	ALI		Chemical form f_1	ALI	
			Bq	μCi		Bq	μCi
^3H	12.3 y	HT gas	1.1E+13	3.0E+08	1.000	1.1E+13	3.0E+08
		HTO vapor	1.1E+09	3.0E+04			
^{11}C	0.340 h	CO	1.7E+10	4.5E+05	1.000	8.3E+08	2.3E+04
		CO ₂	9.1E+09	2.5E+05			
^{14}C	5730 y	Organic compounds	6.2E+09	1.7E+05	1.000	3.4E+07	9.3E+02
		CO	2.5E+10	6.8E+05			
		CO ₂	3.1E+09	8.3E+04			
		Organic compounds	3.4E+07	9.3E+02			
^{18}F	1.83 h	F 1.000	3.7E+08	1.0E+04	1.000	4.1E+08	1.1E+04
		M 1.000	2.2E+08	6.1E+03			
		S 1.000	2.2E+08	5.8E+03			
^{22}Na	2.60 y	F 1.000	1.0E+07	2.7E+02	1.000	6.3E+06	1.7E+02
^{24}Na	15.0 h	F 1.000	3.8E+07	1.0E+03	1.000	4.7E+07	1.3E+03
^{32}P	14.3 d	F 0.800	1.8E+07	4.9E+02	0.800	8.3E+06	2.3E+02
		M 0.800	6.9E+06	1.9E+02			
^{35}S	87.4 d	Inorganic compounds					
		F 0.800	2.5E+08	6.8E+03	0.800	1.4E+08	3.9E+03
		M 0.800	1.8E+07	4.9E+02	0.100	1.1E+08	2.8E+03
		Vapor	1.7E+08	4.5E+03			
		Organic compounds			1.000	2.6E+07	7.0E+02
^{42}K	12.4 h	F 1.000	1.0E+08	2.7E+03	1.000	4.7E+07	1.3E+03
^{43}K	22.6 h	F 1.000	7.7E+07	2.1E+03	1.000	8.0E+07	2.2E+03
^{45}Ca	163 d	M 0.300	8.7E+06	2.4E+02	0.300	2.6E+07	7.1E+02
^{47}Ca	4.53 d	M 0.300	9.5E+06	2.6E+02	0.300	1.3E+07	3.4E+02
^{51}Cr	27.7 d	F 0.100	6.7E+08	1.8E+04	0.100	5.3E+08	1.4E+04
		M 0.100	5.9E+08	1.6E+04	0.010	5.4E+08	1.5E+04
		S 0.100	5.6E+08	1.5E+04			
^{54}Mn	312 d	F 0.100	1.8E+07	4.9E+02	0.100	2.8E+07	7.6E+02
		M 0.100	1.7E+07	4.5E+02			
^{52}Fe	8.28 h	F 0.100	2.9E+07	7.8E+02	0.100	1.4E+07	3.9E+02
		M 0.100	2.1E+07	5.7E+02			
^{55}Fe	2.70 y	F 0.100	2.2E+07	5.9E+02	0.100	6.1E+07	1.6E+03
		M 0.100	6.1E+07	1.6E+03			

	Physical half-life	Inhalation intakes			Oral intakes		
		Chemical form type/ f_i	ALI		Chemical form f_i	ALI	
			Bq	μCi		Bq	μCi
⁵⁹ Fe	44.5 d	F 0.100	6.7E+06	1.8E+02	0.100	1.1E+07	3.0E+02
		M 0.100	6.3E+06	1.7E+02			
⁵⁷ Co	271 d	M 0.100	5.1E+07	1.4E+03	0.100	9.5E+07	2.6E+03
		S 0.050	3.3E+07	9.0E+02	0.050	1.1E+08	2.8E+03
⁵⁸ Co	70.8 d	M 0.100	1.4E+07	3.9E+02	0.100	2.7E+07	7.3E+02
		S 0.050	1.2E+07	3.2E+02	0.050	2.9E+07	7.7E+02
⁶⁰ Co	5.27 y	M 0.100	2.8E+06	7.6E+01	0.100	5.9E+06	1.6E+02
		S 0.050	1.2E+06	3.2E+01	0.050	8.0E+06	2.2E+02
⁶⁴ Cu	12.7 h	F 0.500	2.9E+08	7.9E+03	0.500	1.7E+08	4.5E+03
		M 0.500	1.3E+08	3.6E+03			
		S 0.500	1.3E+08	3.6E+03			
⁵⁹ Ni	75000 y	F 0.050	9.1E+07	2.5E+03	0.050	3.2E+08	8.6E+03
		M 0.050	2.1E+08	5.8E+03			
		Vapor	2.4E+07	6.5E+02			
⁶³ Ni	96.0 y	F 0.050	3.8E+07	1.0E+03	0.050	1.3E+08	3.6E+03
		M 0.050	6.5E+07	1.7E+03			
		Vapor	1.0E+07	2.7E+02			
⁶⁵ Zn	244 d	S 0.500	7.1E+06	1.9E+02	0.500	5.1E+06	1.4E+02
⁶⁷ Ga	3.26 d	F 0.001	1.8E+08	4.9E+03	0.001	1.1E+08	2.8E+03
		M 0.001	7.1E+07	1.9E+03			
⁶⁸ Ga	1.13 h	F 0.001	4.1E+08	1.1E+04	0.001	2.0E+08	5.4E+03
		M 0.001	2.5E+08	6.7E+03			
⁶⁸ Ge	288 d	F 1.000	2.4E+07	6.5E+02	1.000	1.5E+07	4.2E+02
		M 1.000	2.5E+06	6.8E+01			
⁷⁵ Se	120 d	F 0.800	1.4E+07	3.9E+02	0.800	7.7E+06	2.1E+02
		M 0.800	1.2E+07	3.2E+02	0.050	4.9E+07	1.3E+03
⁷⁹ Se	65000 y	F 0.800	1.3E+07	3.4E+02	0.800	6.9E+06	1.9E+02
		M 0.800	6.5E+06	1.7E+02	0.050	5.1E+07	1.4E+03
⁸⁶ Rb	18.6 d	F 1.000	1.5E+07	4.2E+02	1.000	7.1E+06	1.9E+02
⁸⁵ Sr	64.8 d	F 0.300	3.6E+07	9.7E+02	0.300	3.6E+07	9.7E+02
		S 0.010	3.1E+07	8.4E+02	0.010	6.1E+07	1.6E+03
^{87m} Sr	2.80 h	F 0.300	9.1E+08	2.5E+04	0.300	6.7E+08	1.8E+04
		S 0.010	5.7E+08	1.5E+04	0.010	6.1E+08	1.6E+04
⁸⁹ Sr	50.5 d	F 0.300	1.4E+07	3.9E+02	0.300	7.7E+06	2.1E+02
		S 0.010	3.6E+06	9.7E+01	0.010	8.7E+06	2.4E+02
⁹⁰ Sr	29.1 y	F 0.300	6.7E+05	1.8E+01	0.300	7.1E+05	1.9E+01
		S 0.010	2.6E+05	7.0E+00	0.010	7.4E+06	2.0E+02
⁹⁹ Mo	2.75 d	F 0.800	5.6E+07	1.5E+03	0.800	2.7E+07	7.3E+02
		S 0.050	1.8E+07	4.9E+02	0.050	1.7E+07	4.5E+02
^{99m} Tc	6.02 h	F 0.800	1.0E+09	2.7E+04	0.800	9.1E+08	2.5E+04
		M 0.800	6.9E+08	1.9E+04			
⁹⁹ Tc	213000 y	F 0.800	5.0E+07	1.4E+03	0.800	2.6E+07	6.9E+02
		M 0.800	6.3E+06	1.7E+02			
¹⁰⁶ Ru	1.01 y	F 0.050	2.0E+06	5.5E+01	0.050	2.9E+06	7.7E+01
		M 0.050	1.2E+06	3.2E+01			
		S 0.050	5.7E+05	1.5E+01			
¹¹¹ In	2.83 d	F 0.020	9.1E+07	2.5E+03	0.020	6.9E+07	1.9E+03
		M 0.020	6.5E+07	1.7E+03			
^{113m} In	1.66 h	F 0.020	1.1E+09	2.8E+04	0.020	7.1E+08	1.9E+04
		M 0.020	6.3E+08	1.7E+04			
¹¹³ Sn	115 d	F 0.020	2.5E+07	6.8E+02	0.020	2.7E+07	7.4E+02
		M 0.020	1.1E+07	2.8E+02			
¹²³ I	13.2 h	F 1.000	1.8E+08	4.9E+03	1.000	9.5E+07	2.6E+03
		Vapor	9.5E+07	2.6E+03			
¹²⁵ I	60.1 d	F 1.000	2.7E+06	7.4E+01	1.000	1.3E+06	3.6E+01
		Vapor	1.4E+06	3.9E+01			
¹²⁹ I	1.57·10 ⁷ y	F 1.000	3.9E+05	1.1E+01	1.000	1.8E+05	4.9E+00
		Vapor	2.1E+05	5.6E+00			

	Physical half-life	Inhalation intakes			Oral intakes		
		Chemical form type/ f_i	ALI		Chemical form f_i	ALI	
			Bq	μCi		Bq	μCi
¹³¹ I	8.04 d	F 1.000	1.8E+06	4.9E+01	1.000	9.1E+05	2.5E+01
		Vapor	1.0E+06	2.7E+01			
¹²⁹ Cs	1.34 d	F 1.000	2.5E+08	6.7E+03	1.000	3.3E+08	9.0E+03
¹³⁴ Cs	2.06 y	F 1.000	2.1E+06	5.6E+01	1.000	1.1E+06	2.8E+01
¹³⁶ Cs	13.1 d	F 1.000	1.1E+07	2.8E+02	1.000	6.7E+06	1.8E+02
¹³⁷ Cs	30.0 y	F 1.000	3.0E+06	8.1E+01	1.000	1.5E+06	4.2E+01
¹⁴¹ Ce	32.5 d	M 5.0E-04	7.4E+06	2.0E+02	5.0E-04	2.8E+07	7.6E+02
		S 5.0E-04	6.5E+06	1.7E+02			
¹⁴⁴ Ce	284 d	M 5.0E-04	8.7E+05	2.4E+01	5.0E-04	3.8E+06	1.0E+02
		S 5.0E-04	6.9E+05	1.9E+01			
¹³³ Ba	10.7 y	F 0.100	1.1E+07	3.0E+02	0.100	2.0E+07	5.4E+02
¹⁴⁰ Ba	12.7 d	F 0.100	1.3E+07	3.4E+02	0.100	8.0E+06	2.2E+02
¹⁶⁹ Yb	32.0 d	M 5.0E-04	9.5E+06	2.6E+02	5.0E-04	2.8E+07	7.6E+02
		S 5.0E-04	8.3E+06	2.3E+02			
¹⁹⁸ Au	2.69 d	F 0.100	5.1E+07	1.4E+03	0.100	2.0E+07	5.4E+02
		M 0.100	2.0E+07	5.5E+02			
		S 0.100	1.8E+07	4.9E+02			
^{198m} Au	2.30 d	F 0.100	3.4E+07	9.2E+02	0.100	1.5E+07	4.2E+02
		M 0.100	1.0E+07	2.7E+02			
		S 0.100	1.1E+07	2.8E+02			
¹⁹⁷ Hg	2.67 d	Inorganic compounds					
		F 0.400	2.4E+08	6.4E+03	1.000	2.0E+08	5.5E+03
					0.400	1.2E+08	3.2E+03
		Vapor Organic compounds	4.5E+06	1.2E+02			
		F 0.020	2.0E+08	5.4E+03	0.020	8.7E+07	2.4E+03
		M 0.020	7.1E+07	1.9E+03			
²⁰³ Hg	46.6 d	Inorganic compounds					
		F 0.400	2.7E+07	7.2E+02	1.000	1.1E+07	2.8E+02
					0.400	1.8E+07	4.9E+02
		Vapor Organic compounds	2.9E+06	7.7E+01			
		F 0.020	3.4E+07	9.2E+02	0.020	3.7E+07	1.0E+03
		M 0.020	1.1E+07	2.8E+02			
²⁰¹ Tl	3.04 d	F 1.000	2.6E+08	7.1E+03	1.000	2.1E+08	5.7E+03
²¹⁰ Pb	22.3 y	F 0.200	1.8E+04	4.9E-01	0.200	2.9E+04	7.9E-01
²⁰⁷ Bi	38.0 y	F 0.050	2.4E+07	6.4E+02	0.050	1.5E+07	4.2E+02
		M 0.050	6.3E+06	1.7E+02			
²¹⁰ Po	138 d	F 0.100	2.8E+04	7.6E-01	0.100	8.3E+04	2.3E+00
		M 0.100	9.1E+03	2.5E-01			
²²⁴ Ra	3.66 d	M 0.200	8.3E+03	2.3E-01	0.200	3.1E+05	8.3E+00
²²⁶ Ra	1600 y	M 0.200	1.7E+03	4.5E-02	0.200	7.1E+04	1.9E+00
²²⁸ Ra	5.75 y	M 0.200	1.2E+04	3.2E-01	0.200	3.0E+04	8.1E-01
²²⁸ Th	1.91 y	M 5.0E-04	8.7E+02	2.4E-02	5.0E-04	2.9E+05	7.7E+00
		S 2.0E-04	6.3E+02	1.7E-02	2.0E-04	5.7E+05	1.5E+01
²³⁰ Th	77000 y	M 5.0E-04	7.1E+02	1.9E-02	5.0E-04	9.5E+04	2.6E+00
		S 2.0E-04	2.8E+03	7.5E-02	2.0E-04	2.3E+05	6.2E+00
²³² Th	1.40·10 ¹⁰ y	M 5.0E-04	6.9E+02	1.9E-02	5.0E-04	9.1E+04	2.5E+00
		S 2.0E-04	1.7E+03	4.5E-02	2.0E-04	2.2E+05	5.9E+00
²³⁴ U	2.44·10 ⁵ y	F 0.020	3.1E+04	8.4E-01	0.020	4.1E+05	1.1E+01
		M 0.020	9.5E+03	2.6E-01	0.002	2.4E+06	6.5E+01
		S 0.002	2.9E+03	7.9E-02			
²³⁵ U	7.04·10 ⁸ y	F 0.020	3.3E+04	9.0E-01	0.020	4.3E+05	1.2E+01

		Inhalation intakes			Oral intakes		
	Physical half-life	Chemical form type/ f_i	ALI		Chemical form f_i	ALI	
			Bq	μCi		Bq	μCi
²³⁸ U	4.47·10 ⁹ y	M 0.020	1.1E+04	3.0E-01	0.002	2.4E+06	6.5E+01
		S 0.002	3.3E+03	8.9E-02			
		F 0.020	3.4E+04	9.3E-01	0.020	4.5E+05	1.2E+01
		M 0.020	1.3E+04	3.4E-01	0.002	2.6E+06	7.1E+01
		S 0.002	3.5E+03	9.5E-02			
²³⁷ Np	2.14·10 ⁶ y	M 5.0E-04	1.3E+03	3.6E-02	5.0E-04	1.8E+05	4.9E+00
²³⁹ Np	2.36 d	M 5.0E-04	1.8E+07	4.9E+02	5.0E-04	2.5E+07	6.8E+02
²³⁸ Pu	87.7 y	M 5.0E-04	6.7E+02	1.8E-02	5.0E-04	8.7E+04	2.4E+00
		S 1.0E-05	1.8E+03	4.9E-02	1.0E-05	2.3E+06	6.1E+01
					1.0E-04	4.1E+05	1.1E+01
²³⁹ Pu	24100 y	M 5.0E-04	6.3E+02	1.7E-02	5.0E-04	8.0E+04	2.2E+00
		S 1.0E-05	2.4E+03	6.5E-02	1.0E-05	2.2E+06	6.0E+01
					1.0E-04	3.8E+05	1.0E+01
²⁴¹ Pu	14.4 y	M 5.0E-04	3.4E+04	9.3E-01	5.0E-04	4.3E+06	1.2E+02
		S 1.0E-05	2.4E+05	6.4E+00	1.0E-05	1.8E+08	4.9E+03
					1.0E-04	2.1E+07	5.6E+02
²⁴¹ Am	432 y	M 5.0E-04	7.4E+02	2.0E-02	5.0E-04	1.0E+05	2.7E+00
²⁴⁴ Cm	18.1 y	M 5.0E-04	1.2E+03	3.2E-02	5.0E-04	1.7E+05	4.5E+00
²⁵² Cf	2.64 y	M 5.0E-04	1.5E+03	4.2E-02	5.0E-04	2.2E+05	6.0E+00

CHEMICAL CARCINOGENS

The following substances are listed in the *12th Report on Carcinogens, 2011*, released by the National Institute of Environmental Health Sciences (NIEHS) under the National Toxicology Program (NTP). Substances are grouped in two classes:

- **Known to be human carcinogens:** There is sufficient evidence of cancer from studies in humans showing a cause-and-effect relationship between exposure to the substance and human cancer.
- **Reasonably anticipated to be human carcinogens:** There is limited evidence of cancer from studies in humans or sufficient evidence of cancer from studies in experimental animals showing a cause-and-effect relationship between exposure to the substance and cancer. Alternatively, a substance can be listed in this category if there is evidence that it is a member of a class of substances already listed in the Report on Carcinogens or causes biological effects known to lead to the development of cancer.

The NTP report also lists many poorly defined materials such as soots, tars, mineral oils, and coke oven emissions, as well as viruses, sunlight, ionizing radiation, etc. These carcinogenic agents are not included here.

The table lists the substance names normally used in the *Handbook of Chemistry and Physics*. Explanatory comments and additional names and acronyms by which the substance is known are given in the second column. In many cases the primary name given here is different from that used in the NTP report; however, names used in the NTP report appear in the second column. The Chemical Abstracts Service Registry Number (CAS RN) is given in the last column. Extensive details on each substance are given in the reference.

Reference

National Toxicology Program, *12th Report on Carcinogens*, 2011, <ntp.niehs.nih.gov/go/roc12>.

Substance	Comments & Other Names	CAS RN
Known to be Human Carcinogens		
Aflatoxins		1402-68-2
4-Aminobiphenyl	<i>p</i> -Biphenylamine	92-67-1
Aristolochic acids		
Arsenic	and inorganic arsenic compounds	7440-38-2
Asbestos		1332-21-4
Azathioprine	6-[(1-Methyl-4-nitro-1 <i>H</i> -imidazol-5-yl)thio]-1 <i>H</i> -purine	446-86-6
Benzene	[6]Annulene	71-43-2
<i>p</i> -Benzidine	includes dyes metabolized to Benzidine; [1,1'-Biphenyl]-4,4'-diamine	92-87-5
Beryllium	and beryllium compounds	7440-41-7
Bis(2-chloroethyl) sulfide	Mustard gas	505-60-2
Bis(chloromethyl) ether	and technical grade Chloromethyl methyl ether	542-88-1
1,3-Butadiene	Divinyl	106-99-0
Cadmium	and cadmium compounds	7440-43-9
Chlorambucil		305-03-3
Chloroethene	Vinyl chloride	75-01-4
1-(2-Chloroethyl)-3-(4-methylcyclohexyl)-1-nitrosourea	Semustine; MeCCNU	13909-09-6
Chloromethyl methyl ether		107-30-2
Chromium	hexavalent compounds only	7440-47-3
Cyclophosphamide	Cyclophosphane	50-18-0
Cyclosporin A	Cyclosporine	59865-13-3
<i>trans</i> -Diethylstilbestrol		56-53-1
Erionite		66733-21-9
Estrogens, steroidal		
<i>N</i> -(4-Ethoxyphenyl)acetamide	in analgesic mixtures; Phenacetin	62-44-2
Formaldehyde	Methanal	50-00-0
Melphalan	<i>L</i> -Phenylalanine, 4-[bis(2-chloroethyl)amino]-	148-82-3
Methoxsalen	with UV-A therapy; 9-Methoxy-7 <i>H</i> -furo[3,2- <i>g</i>][1]benzopyran-7-one; PUVA	298-81-7
2-Naphthylamine	β -Naphthylamine	91-59-8
Nickel compounds	both inorganic and organic	
Oxirane	Ethylene oxide	75-21-8
Radon	source of ionizing radiation	10043-92-2
Silicon dioxide (α -quartz)	respirable size; Silica	14808-60-7
Silicon dioxide (tridymite)	respirable size; Tridymite	15468-32-3
Silicon dioxide (cristobalite)	respirable size; Cristobalite	14464-46-1
Sulfuric acid	in strong acid mists	7664-93-9
Tamoxifen		10540-29-1
2,3,7,8-Tetrachlorodibenzo- <i>p</i> -dioxin	Dioxin; TCDD	1746-01-6

Substance	Comments & Other Names	CAS RN
Thorium(IV) oxide	source of ionizing radiation; Thoria; Thorium dioxide	1314-20-1
Triethylenethiophosphoramidate	Thiotepa	52-24-4
Reasonably Anticipated to be Human Carcinogens		
Acetaldehyde	Ethanal	75-07-0
2-(Acetylamino)fluorene		53-96-3
Acrylamide	2-Propenamide	79-06-1
Acrylonitrile	Propenenitrile	107-13-1
4-Allyl-1,2-dimethoxybenzene	Methyleugenol	93-15-2
2-Amino-9,10-anthracenedione	2-Aminoanthraquinone	117-79-3
1-Amino-2,4-dibromo-9,10-anthracenedione	1-Amino-2,4-dibromoanthraquinone	81-49-2
2-Amino-3,4-dimethylimidazo[4,5- <i>f</i>]quinoline	Me-IQ	77094-11-2
2-Amino-3,8-dimethylimidazo[4,5- <i>f</i>]quinoxaline	MeIQx	77500-04-0
1-Amino-2-methyl-9,10-anthracenedione	1-Amino-2-methylantraquinone	82-28-0
2-Amino-3-methyl-3 <i>H</i> -imidazo(4,5- <i>f</i>)quinoline	IQ	76180-96-6
2-Amino-1-methyl-6-phenylimidazo[4,5- <i>b</i>]pyridine	PhIP	105650-23-5
Azacididine	4-Amino-1-β- <i>D</i> -ribofuranosyl-1,3,5-triazine-2(1 <i>H</i>)-one	320-67-2
Benz[<i>a</i>]anthracene	1,2-Benzanthracene	56-55-3
Benzo[<i>b</i>]fluoranthene	Benz[<i>e</i>]acephenanthrylene	205-99-2
Benzo[<i>j</i>]fluoranthene	Dibenzo[<i>a,jk</i>]fluorene	205-82-3
Benzo[<i>k</i>]fluoranthene	2,3,1',8'-Binaphthylene	207-08-9
Benzo[<i>a</i>]pyrene	2,3-Benzopyrene	50-32-8
2,2'-Bioxirane	Diepoxybutane	1464-53-5
2,2-Bis(bromomethyl)-1,3-propanediol	Pentaerythritol dibromide	3296-90-0
Bis(2-chloroethyl)methylamine hydrochloride	Nitrogen mustard hydrochloride; Mechlorethamine	55-86-7
<i>N,N'</i> -Bis(2-chloroethyl)- <i>N</i> -nitrosourea	Carmustine; BCNU	154-93-8
Bis[4-(dimethylamino)phenyl]methane	Michler's Base	101-61-1
1,3-Bis(2,3-epoxypropoxy)benzene	Diglycidyl resorcinol ether	101-90-6
Bis(2-ethylhexyl) phthalate	DEHP; Di- <i>sec</i> -octyl phthalate	117-81-7
Bromodichloromethane		75-27-4
Bromoethene	Vinyl bromide	593-60-2
1,4-Butanediol dimethylsulfonate	Busulfan	55-98-1
<i>tert</i> -Butyl-4-hydroxyanisole	Butylated hydroxyanisole	25013-16-5
Captafol	Difolatan	2425-06-1
Chloramphenicol		56-75-7
Chlorendic acid	1,4,5,6,7,7-Hexachloro-5-norbornene-2,3-dicarboxylic acid	115-28-6
Chlorinated paraffins (C ₁₂ , 60% Cl)		108171-26-2
4-Chloro-1,2-benzenediamine	4-Chloro- <i>o</i> -phenylenediamine	95-83-0
2-Chloro-1,3-butadiene	Chloroprene	126-99-8
1-(2-Chloroethyl)-3-cyclohexyl-1-nitrosourea	CCNU; Lomustine; Belustine	13010-47-4
4-Chloro-2-methylaniline	also the hydrochloride; <i>p</i> -Chloro- <i>o</i> -toluidine	95-69-2
1-Chloro-2-methylpropene	Dimethylvinyl chloride	513-37-1
3-Chloro-2-methylpropene		563-47-3
Chlorozotocin	2-[[[(2-Chloroethyl)nitrosoamino]carbonyl]amino]-2-deoxy- <i>D</i> -glucose	54749-90-5
Cobalt(II) sulfate	Cobaltous sulfate	10124-43-3
Cobalt-tungsten carbide	powders and hard metal	
Cupferron		135-20-6
Dacarbazine	5-(3,3-Dimethyl-1-triazenyl)-1 <i>H</i> -imidazole-4-carboxamide	4342-03-4
Decabromobiphenyl		13654-09-6
2,4-Diaminoanisole sulfate	1,3-Benzenediamine, 4-methoxy, sulfate	39156-41-7
4,4'-Diaminodiphenyl ether	4,4'-Oxydianiline	101-80-4
4,4'-Diaminodiphenylmethane	also the dihydrochloride; 4,4'-Methylenedianiline	101-77-9
4,4'-Diaminodiphenylmethane dihydrochloride	4,4'-Methylenedianiline dihydrochloride	13552-44-8
4,4'-Diaminodiphenyl sulfide	4,4'-Thiodianiline	139-65-1
<i>cis</i> -Diamminedichloroplatinum	Cisplatin	15663-27-1
Dibenz[<i>a,h</i>]acridine		226-36-8
Dibenz[<i>a,j</i>]acridine	7-Azadibenz[<i>a,j</i>]anthracene	224-42-0
Dibenz[<i>a,h</i>]anthracene	1,2,5,6-Dibenzanthracene	53-70-3
7 <i>H</i> -Dibenzo[<i>c,g</i>]carbazole		194-59-2
Dibenzo[<i>a,e</i>]pyrene	Naphtho[1,2,3,4- <i>def</i>]chrysene	192-65-4
Dibenzo[<i>a,h</i>]pyrene	Dibenzo[<i>b,def</i>]chrysene	189-64-0

Substance	Comments & Other Names	CAS RN
Dibenzo[<i>a,i</i>]pyrene	Benzo[<i>rst</i>]pentaphene	189-55-9
Dibenzo[<i>a,l</i>]pyrene	Dibenzo[<i>def,p</i>]chrysene	191-30-0
1,2-Dibromo-3-chloropropane		96-12-8
1,2-Dibromoethane	Ethylene dibromide	106-93-4
2,3-Dibromo-1-propanol	DBP	96-13-9
2,3-Dibromo-1-propanol, phosphate (3:1)	Tris(2,3-dibromopropyl) phosphate	126-72-7
<i>p</i> -Dichlorobenzene	1,4-Dichlorobenzene	106-46-7
3,3'-Dichloro- <i>p</i> -benzidine	3,3'-Dichloro[1,1'-biphenyl]-4,4'-diamine	91-94-1
3,3'-Dichloro- <i>p</i> -benzidine dihydrochloride	3,3'-Dichloro-[1,1'-biphenyl]-4,4'-diamine dihydrochloride	612-83-9
1,2-Dichloroethane	Ethylene dichloride	107-06-2
Dichloromethane	Methylene chloride	75-09-2
1,3-Dichloropropene (unspecified isomer)	technical grade	542-75-6
Diethyl sulfate		64-67-5
2,3-Dihydro-6-propyl-2-thioxo-4(1 <i>H</i>)-pyrimidinone	6-Propylthiouracil; PROP	51-52-5
1,8-Dihydroxy-9,10-anthracenedione	Danthron	117-10-2
3,3'-Dimethoxybenzidine	and dyes metabolized to 3,3'-Dimethoxybenzidine; Dianisidine	119-90-4
4-(Dimethylamino)azobenzene		60-11-7
2',3-Dimethyl-4-aminoazobenzene	<i>o</i> -Aminoazotoluene; 4- <i>o</i> -Tolylazo- <i>o</i> -toluidine	97-56-3
Dimethylcarbamic chloride	Dimethylcarbamoyl chloride	79-44-7
1,1-Dimethylhydrazine	UDMH	57-14-7
Dimethyl sulfate		77-78-1
1,6-Dinitropyrene		42397-64-8
1,8-Dinitropyrene		42397-65-9
1,4-Dioxane	1,4-Dioxacyclohexane	123-91-1
1,2-Diphenylhydrazine	Hydrazobenzene	122-66-7
1,3-Diphenyl-1-triazene	Diazoaminobenzene	136-35-6
Disperse Blue No. 1	1,4,5,8-Tetraamino-9,10-anthracenedione	2475-45-8
Doxorubicin hydrochloride	Adriamycin	25316-40-9
Epichlorohydrin	(Chloromethyl)oxirane	13403-37-7
1,2-Epoxy-4-(epoxyethyl)cyclohexane	4-Vinyl-1-cyclohexene dioxide	106-87-6
Ethyl carbamate	Urethane	51-79-6
Ethyl methanesulfonate		62-50-0
<i>N</i> -Ethyl- <i>N</i> -nitroso-urea	<i>N</i> -Nitroso- <i>N</i> -ethylurea; ENU	759-73-9
Fluoroethene	Vinyl fluoride	75-02-5
Fuchsin	C.I. Basic Red 9, monohydrochloride	569-61-9
Furan	Oxacyclopentadiene	110-00-9
Glass wool fibers (inhalable)	certain types	
Hexabromobiphenyl (unspecified isomer)	Firemaster FF-1	67774-32-7
Hexachlorobenzene	Perchlorobenzene	118-74-1
1,2,3,4,5,6-Hexachlorocyclohexane, (1 α ,2 α ,3 β ,4 α ,5 α ,6 β)	Lindane	58-89-9
1,2,3,4,5,6-Hexachlorocyclohexane, (1 α ,2 α ,3 β ,4 α ,5 β ,6 β)	α -Hexachlorocyclohexane	319-84-6
1,2,3,4,5,6-Hexachlorocyclohexane, (1 α ,2 β ,3 α ,4 β ,5 α ,6 β)	β -Hexachlorocyclohexane	319-85-7
Hexachlorocyclohexane (unspecified isomer)	all isomers; Lindane	608-73-1
Hexachloroethane	Perchloroethane	67-72-1
Hexamethylphosphoric triamide	HMPA; Tris(dimethylamino)phosphine oxide	680-31-9
Hydrazine		302-01-2
Hydrazine sulfate		10034-93-2
2-Imidazolidinethione	Ethylene thiourea	96-45-7
Indeno[1,2,3- <i>cd</i>]pyrene	1,10-(1,2-Phenylene)pyrene	193-39-5
Kepone	Chlordecone	143-50-0
Lead	and lead compounds	7439-92-1
2-Methoxyaniline	also the hydrochloride; <i>o</i> -Anisidine	90-04-0
2-Methoxy-5-methylaniline	<i>p</i> -Cresidine; 5-Methyl- <i>o</i> -anisidine	120-71-8
2-Methylaniline	also the hydrochloride; <i>o</i> -Toluidine	95-53-4
2-Methylaniline, hydrochloride	<i>o</i> -Toluidine, hydrochloride	636-21-5
4-Methyl-1,3-benzenediamine	Toluene-2,4-diamine; 2,4-Diaminotoluene	95-80-7
2-Methyl-1,3-butadiene	Isoprene	78-79-5
5-Methylchrysene	5-MC	3697-24-3
4,4'-Methylenebis[2-chloroaniline]	MBOCA; 3,3'-Dichloro-4,4'-diaminodiphenylmethane	101-14-4
Methyl methanesulfonate		66-27-3
<i>N</i> -Methyl- <i>N'</i> -nitro- <i>N</i> -nitrosoguanidine		70-25-7

Substance	Comments & Other Names	CAS RN
<i>N</i> -Methyl- <i>N</i> -nitrosoourea	<i>N</i> -Nitroso- <i>N</i> -methyleurea	684-93-5
Methyloxirane	1,2-Propylene oxide	16033-71-9
Metronidazole	2-Methyl-5-nitro-1 <i>H</i> -imidazole-1-ethanol	443-48-1
Mirex	Hexachloropentadiene dimer	2385-85-5
Naphthalene		91-20-3
Nickel	metallic (nickel compounds are known carcinogens)	7440-02-0
Nitrilotriacetic acid	<i>N,N</i> -Bis(carboxymethyl)glycine	139-13-9
2-Nitroanisole	1-Methoxy-2-nitrobenzene	91-23-6
Nitrobenzene		98-95-3
6-Nitrochrysene		7496-02-8
Nitrofen	2,4-Dichloro-1-(4-nitrophenoxy)benzene	1836-75-5
Nitromethane	Nitrocarbol	75-52-5
2-Nitropropane	Isonitropropane	79-46-9
1-Nitropyrene		5522-43-0
4-Nitropyrene		57835-92-4
<i>N</i> -Nitrosodibutylamine	Dibutylnitrosamine	924-16-3
<i>N</i> -Nitrosodiethanolamine	2,2'-(Nitrosoimino)ethanol	1116-54-7
<i>N</i> -Nitrosodiethylamine	DEN; Diethylnitrosamine	55-18-5
<i>N</i> -Nitrosodimethylamine	DMN; Dimethylnitrosamine	62-75-9
4-(<i>N</i> -Nitrosomethylamino)-1-(3-pyridyl)-1-butanone	NNK	64091-91-4
<i>N</i> -Nitroso- <i>N</i> -methylvinylamine	<i>N</i> -Methyl- <i>N</i> -nitrosoethenamine	4549-40-0
4-Nitrosomorpholine	<i>N</i> -Nitrosomorpholine	59-89-2
<i>N</i> -Nitrosornicotine	<i>N'</i> -Nitroso-3-(2-pyrrolidinyl)pyridine	16543-55-8
<i>N</i> -Nitrosopiperidine	1-Nitrosopiperidine	100-75-4
<i>N</i> -Nitrosodipropylamine	<i>N</i> -Nitroso- <i>N</i> -propyl-1-propanamine	621-64-7
<i>N</i> -Nitrosopyrrolidine		930-55-2
<i>N</i> -Nitrososarcosine	<i>N</i> -Methyl- <i>N</i> -nitrosoglycine	13256-22-9
2-Nitrotoluene	1-Methyl-2-nitrobenzene	88-72-2
Norethisterone	19-Norpregn-4-en-20-yn-3-one, 17-hydroxy-, (17 α)-	68-22-4
Ochratoxin A		303-47-9
Octabromobiphenyl (unspecified isomer)		61288-13-9
2-Oxetanone	β -Propiolactone	57-57-8
Oxiranemethanol, (\pm)-	Glycidol	61915-27-3
Oxymetholone	Androstan-3-one, 17-hydroxy-2-(hydroxymethylene)-17-methyl-	434-07-1
Phenazopyridine hydrochloride	3-(Phenylazo)-2,6-pyridinediamine, monohydrochloride	136-40-3
Phenolphthalein	3,3-Bis(4-hydroxyphenyl)-1(3 <i>H</i>)-isobenzofuranone	77-09-8
Phenoxybenzamine hydrochloride		63-92-3
Phenyloxirane	Styrene-7,8-oxide	96-09-3
Phenytoin	also Phenytoin sodium; Dilantin; 5,5-Diphenyl-2,4-imidazolidinedione	57-41-0
Polybrominated biphenyls	PBBs	
Polychlorinated biphenyls	PCBs	1336-36-3
Procarbazine	also the hydrochloride	671-16-9
Progesterone	Pregn-4-ene-3,20-dione	57-83-0
1,3-Propane sultone	1,2-Oxathiolane, 2,2-dioxide	1120-71-4
Propyleneimine	2-Methylaziridine	75-55-8
Reserpine		50-55-5
Riddelline		23246-96-0
Safrole	5-(2-Propenyl)-1,3-benzodioxole	94-59-7
Selenium monosulfide		7446-34-6
Streptozotocin	<i>D</i> -Glucopyranose, 2-deoxy-2-[[[(methylnitrosoamino)carbonyl]amino]-	18883-66-4
Styrene	Vinylbenzene	100-42-5
Sulfallate	<i>N,N</i> -Diethyldithiocarbamic acid, 2-chloroallyl ester	95-06-7
Tetrachloroethene	Perchloroethylene	127-18-4
Tetrachloromethane	Carbon tetrachloride	56-23-5
Tetrafluoroethene	Tetrafluoroethylene	116-14-3
<i>N,N,N',N'</i> -Tetramethyl-4,4'-diaminobenzophenone	Michler's ketone; 4,4'-Methylenebis[<i>N,N</i> -dimethylaniline]	90-94-8
Tetranitromethane		509-14-8
Thioacetamide	Ethanethioamide	62-55-5
Thiourea	Thiocarbamide	62-56-6
<i>o</i> -Tolidine	and dyes metabolized to <i>o</i> -Tolidine; 3,3'-Dimethylbenzidine	119-93-7
Toluene diisocyanate (unspecified isomer)	includes both 2,4- and 2,6- isomers; TDI	26471-62-5

Substance	Comments & Other Names	CAS RN
Toxaphene	Polychlorocamphene	8001-35-2
1 <i>H</i> -1,2,4-Triazol-3-amine	Amitrole	61-82-5
1,1,1-Trichloro-2,2-bis(4-chlorophenyl)ethane	DDT; Dichlorodiphenyltrichloroethane	50-29-3
Trichloroethene	Trichloroethylene	79-01-6
Trichloromethane	Chloroform	67-66-3
(Trichloromethyl)benzene	Benzotrichloride	98-07-7
2,4,6-Trichlorophenol		88-06-2
1,2,3-Trichloropropane	Allyl trichloride	96-18-4

Appendix A

Mathematical Tables

1	Constants	A-2
1.1	Decimal Equivalents of Fractions (inches to mm)	A-2
1.2	Exponential and Hyperbolic Functions and their Common Logarithms	A-3
1.3	Trigonometric Functions to Four Decimal Places	A-4
2	Algebra	A-5
2.1	Quadratic Formula	A-5
2.2	Vector Algebra	A-5
2.2.1	Definitions	A-5
2.2.2	Vectors in Space	A-5
2.2.3	The Scalar, Dot, or Inner Product of Two Vectors	A-6
2.2.4	The Vector or Cross Product of Two Vectors	A-6
2.2.5	Scalar Triple Product	A-6
2.2.6	Vector Triple Product	A-7
3	Geometry	A-7
3.1	Geometry of the Plane, Straight Line, and Sphere	A-7
3.2	Geometry of Curves in Space	A-9
4	Trigonometry	A-10
4.1	Trigonometric Functions in Terms of One Another	A-10
4.2	Hyperbolic Functions in Terms of One Another	A-10
5	Calculus	A-11
5.1	Differentiation	A-11
5.1.1	Differentiation Formulas	A-11
5.1.2	Derivatives of Common Functions	A-12
5.1.3	Vector Operations	A-12
5.2	Orthogonal Coordinate Systems	A-14
5.3	Integration	A-16
5.3.1	Integration Examples	A-16
5.3.2	Transformation of Integrals	A-18
5.3.3	Table of Integrals	A-19
5.4	Differential Equations	A-45
5.4.1	Linear Differential Equations	A-45
5.4.2	Second Order Linear Constant Coefficient Equation	A-45
5.4.3	Homogeneous Solutions of Higher Order Constant Coefficient Equations	A-46
5.4.4	Particular Solutions	A-46
5.4.5	Differential Equation Solution Techniques	A-48
6	Series	A-49
6.1	Fourier Series	A-49
6.2	Binomial Series	A-52
6.3	Reversion of Series	A-52
6.4	Taylor Series	A-52
6.5	Exponential Series	A-53
6.6	Logarithmic Series	A-53
6.7	Trigonometric Series	A-54

7	Transforms	A-54
7.1	Fourier Transforms	A-54
7.2	Table of Fourier Cosine Transforms	A-55
7.3	Table of Finite Cosine Transforms	A-56
7.4	Table of Fourier Sine Transforms	A-56
7.5	Table of Finite Sine Transforms	A-57
7.6	Table of Fourier Transforms	A-57
7.7	Table of Functional Relations for Fourier Transforms	A-58
7.8	Table of Multidimensional Fourier Transforms	A-59
7.9	Table of Laplace Transforms	A-59
7.10	Table of Functional Relations for Laplace Transforms	A-62
8	Special Functions	A-62
8.1	Orthogonal Polynomials	A-62
8.2	Tables of Orthogonal Polynomials	A-65
8.3	Bessel Functions	A-66
8.4	Factorial Function	A-68
8.5	Gamma Function	A-68
8.6	Beta Function	A-69
8.7	Error Function	A-69
9	Probability	A-70
9.1	Normal Probability Function	A-70
9.2	Confidence Intervals	A-71
9.3	Percentage Points, Student's t -Distribution	A-72
9.4	Percentage Points, Chi-Square Distribution	A-73
9.5	Percentage Points, F -Distribution	A-74
10	Physics Related	A-76
10.1	Clebsch–Gordan Coefficients	A-76
10.2	Moment of Inertia for Different Shapes	A-78

References

Books

1. Jeffrey, A., and Zwillinger, D., Eds., *Table of Integrals, Series, and Products*, 7th Edition, Academic Press, New York, 2007.
2. Olver, F. W. J., Lozier, D. W., Boisvert, R. F., and Clark, C. W., Eds., *NIST Handbook of Mathematical Functions*, Cambridge University Press, New York, 2010.
3. Zwillinger, D., *CRC Standard Mathematical Tables and Formulae*, 32nd Edition, CRC Press, Boca Raton, FL 2011.
4. Zwillinger, D., *Handbook of Differential Equations*, 3rd Edition, Academic Press, New York, 1997.
5. Zwillinger, D., *Handbook of Integration*, A.K. Peters/CRC Press, Boca Raton, FL, 1992.

Web sites

1. *arXiv*, e-prints in Mathematics, <http://arxiv.org/>, 2012.
2. *Inverse Symbolic Calculator*, has formulas for real numbers, <http://oldweb.cecm.sfu.ca/projects/ISC/ISVmain.html>, 2012.
3. *Khan Academy*, “learn almost anything for free,” <http://www.khanacademy.org>, 2012.
4. *Math World*, “the web’s most extensive mathematical resource,” <http://mathworld.wolfram.com/>, 2012.
5. *NIST Digital Library of Mathematical Functions*, special functions information, <http://dlmf.nist.gov/>, 2012.
6. *NIST/SEMATECH e-Handbook of Statistical Methods*, statistics, information, <http://itl.nist.gov/div898/handbook/>, 2012.
7. *Wikipedia Mathematics*, this Wikipedia entry has connections to many pages, <http://en.wikipedia.org/wiki/Mathematics>, 2012.
8. *Wolfram Alpha*, “a computational knowledge engine,” <http://www.wolframalpha.com>, 2012.

1 CONSTANTS

π	=	3.14159 26535 89793 23846 26433 83279 50288 41971 69399 37511
$1/\pi$	=	0.31830 98861 83790 67153 77675 26745 02872 40689 19291 48091
e	=	2.71828 18284 59045 23536 02874 71352 66249 77572 47093 69996
$1/e$	=	0.36787 94411 71442 32159 55237 70161 46086 74458 11131 03177
i^i	=	$e^{-\pi/2} = 0.20787 95763 50761 90854 69556$
$\sqrt{2}$	=	1.41421 35623 73095 04880 16887 24209 69807 85696 71875 37695
Euler's Constant γ	=	0.57721 56649 01532 86061
Golden Ratio ϕ	=	1.61803 39887 49894 84820 45868 34365 63811 77203 09180

1.1 DECIMAL EQUIVALENTS OF FRACTIONS (INCHES TO MM)

$\frac{1}{16}$ inches	0.0625 inches	1.59 mm
$\frac{1}{8}$ inches	0.125 inches	3.18 mm
$\frac{3}{16}$ inches	0.1875 inches	4.76 mm
$\frac{1}{4}$ inches	0.25 inches	6.35 mm
$\frac{5}{16}$ inches	0.3125 inches	7.94 mm
$\frac{3}{8}$ inches	0.375 inches	9.53 mm
$\frac{7}{16}$ inches	0.4375 inches	11.1 mm
$\frac{1}{2}$ inches	0.5 inches	12.7 mm
$\frac{9}{16}$ inches	0.5625 inches	14.3 mm
$\frac{5}{8}$ inches	0.625 inches	15.9 mm
$\frac{11}{16}$ inches	0.6875 inches	17.5 mm
$\frac{3}{4}$ inches	0.75 inches	19.1 mm
$\frac{13}{16}$ inches	0.8125 inches	20.6 mm
$\frac{7}{8}$ inches	0.875 inches	22.2 mm
$\frac{15}{16}$ inches	0.9375 inches	23.8 mm
1 inches	1 inches	25.4 mm

1.2 EXPONENTIAL AND HYPERBOLIC FUNCTIONS AND THEIR COMMON LOGARITHMS

x	e^x		e^{-x}	$\sinh x$		$\cosh x$		$\tanh x$ Value
	Value	\log_{10}	Value	Value	\log_{10}	Value	\log_{10}	
0.00	1.0000	0.00000	1.00000	0.0000	$-\infty$	1.0000	0.00000	0.00000
0.05	1.0513	.02171	.95123	.0500	-2.69915	1.0013	.00054	.04996
0.10	1.1052	.04343	.90484	.1002	-1.00072	1.0050	.00217	.09967
0.15	1.1618	.06514	.86071	.1506	-1.17772	1.0113	.00487	.14889
0.20	1.2214	.08686	.81873	.2013	-1.30392	1.0201	.00863	.19738
0.25	1.2840	.10857	.77880	.2526	-1.40245	1.0314	.01343	.24492
0.30	1.3499	.13029	.74082	.3045	-1.48362	1.0453	.01926	.29131
0.35	1.4191	.15200	.70469	.3572	-1.55290	1.0619	.02607	.33638
0.40	1.4918	.17372	.67032	.4108	-1.61358	1.0811	.03385	.37995
0.45	1.5683	.19543	.63763	.4653	-1.66777	1.1030	.04256	.42190
0.50	1.6487	.21715	.60653	.5211	-1.71692	1.1276	.05217	.46212
0.55	1.7333	.23886	.57695	.5782	-1.76204	1.1551	.06262	.50052
0.60	1.8221	.26058	.54881	.6367	-1.80390	1.1855	.07389	.53705
0.65	1.9155	.28229	.52205	.6967	-1.84308	1.2188	.08593	.57167
0.70	2.0138	.30401	.49659	.7586	-1.88000	1.2552	.09870	.60437
0.75	2.1170	.32572	.47237	.8223	-1.91504	1.2947	.11216	.63515
0.80	2.2255	.34744	.44933	.8881	-1.94846	1.3374	.12627	.66404
0.85	2.3396	.36915	.42741	.9561	-1.98051	1.3835	.14099	.69107
0.90	2.4596	.39087	.40657	1.0265	.01137	1.4331	.15627	.71630
0.95	2.5857	.41258	.38674	1.0995	.04119	1.4862	.17208	.73978
1.00	2.7183	.43429	.36788	1.1752	.07011	1.5431	.18839	.76159
1.10	3.0042	.47772	.33287	1.3356	.12569	1.6685	.22233	.80050
1.20	3.3201	.52115	.30119	1.5095	.17882	1.8107	.25784	.83365
1.30	3.6693	.56458	.27253	1.6984	.23004	1.9709	.29467	.86172
1.40	4.0552	.60801	.24660	1.9043	.27974	2.1509	.33262	.88535
1.50	4.4817	.65144	.22313	2.1293	.32823	2.3524	.37151	.90515
1.60	4.9530	.69487	.20190	2.3756	.37577	2.5775	.41119	.92167
1.70	5.4739	.73830	.18268	2.6456	.42253	2.8283	.45153	.93541
1.80	6.0496	.78173	.16530	2.9422	.46867	3.1075	.49241	.94681
1.90	6.6859	.82516	.14957	3.2682	.51430	3.4177	.53374	.95624
2.00	7.3891	.86859	.13534	3.6269	.55953	3.7622	.57544	.96403
2.50	12.182	1.08574	.08208	6.0502	.78177	6.1323	.78762	.98661
3.00	20.086	1.30288	.04979	10.018	1.00078	10.068	1.00293	0.99505
3.50	33.115	1.52003	.03020	16.543	1.21860	16.573	1.21940	0.99818
4.00	54.598	1.73718	.01832	27.290	1.43600	27.308	1.43629	0.99933
4.50	90.017	1.95433	.01111	45.003	1.65324	45.014	1.65335	0.99975
5.00	148.41	2.17147	.00674	74.203	1.87042	74.210	1.87046	0.99991
5.50	244.69	2.38862	.00409	122.34	2.08758	122.35	2.08760	0.99997
6.00	403.43	2.60577	.00248	201.71	2.30473	201.72	2.30474	0.99999
6.50	665.14	2.82291	.00150	332.57	2.52188	332.57	2.52189	1.00000
7.00	1096.6	3.04006	.00091	548.32	2.73904	548.32	2.73903	1.00000
7.50	1808.0	3.25721	.00055	904.02	2.95618	904.02	2.95618	1.00000
8.00	2981.0	3.47436	.00034	1490.5	3.17333	1490.5	3.17333	1.00000
8.50	4914.8	3.69150	.00020	2457.4	3.39047	2457.4	3.39047	1.00000
9.00	8103.1	3.90865	.00012	4051.5	3.60762	4051.5	3.60762	1.00000
9.50	13360.	4.12580	.00007	6679.9	3.82477	6679.9	3.82477	1.00000
10.00	22026.	4.34294	.00005	11013.	4.04191	11013.	4.04191	1.00000

1.3 TRIGONOMETRIC FUNCTIONS TO FOUR DECIMAL PLACES

x radians	x degrees	$\sin x$	$\cos x$	$\tan x$	$\cot x$	$\sec x$	$\csc x$		
.0000	0° 00'	.000	1.0000	.0000	—	1.000	—	90° 00'	1.5708
.0029	10	.0029	1.0000	.0029	343.8	1.000	343.8	50	1.5679
.0058	20	.0058	1.0000	.0058	171.9	1.000	171.9	40	1.5650
.0087	30	.0087	1.0000	.0087	114.6	1.000	114.6	30	1.5621
.0116	40	.0116	.9999	.0116	85.94	1.000	85.95	20	1.5592
.0145	50	.0145	.9999	.0145	68.75	1.000	68.76	10	1.5563
.0175	1° 00'	.0175	.9998	.0175	57.29	1.000	57.30	89° 00'	1.5533
.0349	2° 00'	.0349	.9994	.0349	28.64	1.001	28.65	88° 00'	1.5359
.0524	3° 00'	.0523	.9986	.0524	19.08	1.001	19.11	87° 00'	1.5184
.0698	4° 00'	.0698	.9976	.0699	14.30	1.002	14.34	86° 00'	1.5010
.0873	5° 00'	.0872	.9962	.0875	11.43	1.004	11.47	85° 00'	1.4835
.1047	6° 00'	.1045	.9945	.1051	9.514	1.006	9.597	84° 00'	1.4661
.1222	7° 00'	.1219	.9925	.1228	8.144	1.008	8.206	83° 00'	1.4486
.1396	8° 00'	.1392	.9903	.1405	7.115	1.010	7.185	82° 00'	1.4312
.1571	9° 00'	.1564	.9877	.1584	6.314	1.012	6.392	81° 00'	1.4137
.1745	10° 00'	.1736	.9848	.1763	5.671	1.015	5.759	80° 00'	1.3963
.1920	11° 00'	.1908	.9816	.1944	5.145	1.019	5.241	79° 00'	1.3788
.2094	12° 00'	.2079	.9781	.2126	4.705	1.022	4.810	78° 00'	1.3614
.2269	13° 00'	.2250	.9744	.2309	4.331	1.026	4.445	77° 00'	1.3439
.2443	14° 00'	.2419	.9703	.2493	4.011	1.031	4.134	76° 00'	1.3265
.2618	15° 00'	.2588	.9659	.2679	3.732	1.035	3.864	75° 00'	1.3090
.2793	16° 00'	.2756	.9613	.2867	3.487	1.040	3.628	74° 00'	1.2915
.2967	17° 00'	.2924	.9563	.3057	3.271	1.046	3.420	73° 00'	1.2741
.3142	18° 00'	.3090	.9511	.3249	3.078	1.051	3.236	72° 00'	1.2566
.3316	19° 00'	.3256	.9455	.3443	2.904	1.058	3.072	71° 00'	1.2392
.3491	20° 00'	.3420	.9397	.3640	2.747	1.064	2.924	70° 00'	1.2217
.3665	21° 00'	.3584	.9336	.3839	2.605	1.071	2.790	69° 00'	1.2043
.3840	22° 00'	.3746	.9272	.4040	2.475	1.079	2.669	68° 00'	1.1868
.4014	23° 00'	.3907	.9205	.4245	2.356	1.086	2.559	67° 00'	1.1694
.4189	24° 00'	.4067	.9135	.4452	2.246	1.095	2.459	66° 00'	1.1519
.4363	25° 00'	.4226	.9063	.4663	2.145	1.103	2.366	65° 00'	1.1345
.4538	26° 00'	.4384	.8988	.4877	2.050	1.113	2.281	64° 00'	1.1170
.4712	27° 00'	.4540	.8910	.5095	1.963	1.122	2.203	63° 00'	1.0996
.4887	28° 00'	.4695	.8829	.5317	1.881	1.133	2.130	62° 00'	1.0821
.5061	29° 00'	.4848	.8746	.5543	1.804	1.143	2.063	61° 00'	1.0647
.5236	30° 00'	.5000	.8660	.5774	1.732	1.155	2.000	60° 00'	1.0472
.5411	31° 00'	.5150	.8572	.6009	1.664	1.167	1.942	59° 00'	1.0297
.5585	32° 00'	.5299	.8480	.6249	1.600	1.179	1.887	58° 00'	1.0123
.5760	33° 00'	.5446	.8397	.6494	1.540	1.192	1.836	57° 00'	.9948
.5934	34° 00'	.5592	.8290	.6745	1.483	1.206	1.788	56° 00'	.9774
.6109	35° 00'	.5736	.8192	.7002	1.428	1.221	1.743	55° 00'	.9599
.6283	36° 00'	.5878	.8090	.7265	1.376	1.236	1.701	54° 00'	.9425
.6458	37° 00'	.6018	.7986	.7536	1.327	1.252	1.662	53° 00'	.9250
.6632	38° 00'	.6157	.7880	.7813	1.280	1.269	1.624	52° 00'	.9076
.6807	39° 00'	.6293	.7771	.8098	1.235	1.287	1.589	51° 00'	.8901
.6981	40° 00'	.6428	.7660	.8391	1.192	1.305	1.556	50° 00'	.8727
.7156	41° 00'	.6561	.7547	.8693	1.150	1.325	1.524	49° 00'	.8552
.7330	42° 00'	.6691	.7431	.9004	1.111	1.346	1.494	48° 00'	.8378
.7505	43° 00'	.6820	.7314	.9325	1.072	1.367	1.466	47° 00'	.8203
.7679	44° 00'	.6947	.7193	.9657	1.036	1.390	1.440	46° 00'	.8029
.7854	45° 00'	.7071	.7071	1.0000	1.0000	1.414	1.414	45° 00'	.7854
		$\cos y$	$\sin y$	$\cot y$	$\tan y$	$\csc y$	$\sec y$	y degree	y radians

2 ALGEBRA

2.1 QUADRATIC FORMULA

The solutions of the equation $ax^2 + bx + c = 0$, where $a \neq 0$, are given by: $x = \frac{-b \pm \sqrt{b^2 - 4ac}}{2a}$.

2.2 VECTOR ALGEBRA

2.2.1 Definitions

Any quantity which is completely determined by its magnitude is called a *scalar*. Examples include: mass, density, and temperature. Any quantity which is completely determined by its magnitude and direction is called a *vector*. Examples include: velocity, acceleration, force. A vector quantity is usually represented by a boldfaced letter such as \mathbf{V} . Two vectors \mathbf{V}_1 and \mathbf{V}_2 are equal to one another if they have equal magnitudes and are acting in the same directions. A negative vector, written as $-\mathbf{V}$, is one which acts in the opposite direction to \mathbf{V} , but is of equal magnitude to it. The magnitude of \mathbf{V} is written $|\mathbf{V}|$ or simply v . The *unit vector* $\frac{\mathbf{V}}{|\mathbf{V}|}$ (when $|\mathbf{V}| \neq 0$) is that vector which has the same direction as \mathbf{V} , but has a magnitude of unity (sometimes represented as $\hat{\mathbf{V}}$).

The vector sum of \mathbf{V}_1 and \mathbf{V}_2 is represented by $\mathbf{V}_1 + \mathbf{V}_2$. The vector sum of \mathbf{V}_1 and $-\mathbf{V}_2$, or the difference of the vector \mathbf{V}_2 from \mathbf{V}_1 is represented by $\mathbf{V}_1 - \mathbf{V}_2$.

If r is a scalar, then $r\mathbf{V} = \mathbf{V}r$ and this represents a vector r times the magnitude of \mathbf{V} , in the same direction as \mathbf{V} if r is positive, and in the opposite direction if r is negative. If r and s are scalars and $\mathbf{V}_1, \mathbf{V}_2, \mathbf{V}_3$ are vectors then the following rules of scalars and vectors hold:

$$\begin{aligned}\mathbf{V}_1 + \mathbf{V}_2 &= \mathbf{V}_2 + \mathbf{V}_1 \\ (r + s)\mathbf{V}_1 &= r\mathbf{V}_1 + s\mathbf{V}_1 \\ r(\mathbf{V}_1 + \mathbf{V}_2) &= r\mathbf{V}_1 + r\mathbf{V}_2 \\ \mathbf{V}_1 + (\mathbf{V}_2 + \mathbf{V}_3) &= (\mathbf{V}_1 + \mathbf{V}_2) + \mathbf{V}_3 = \mathbf{V}_1 + \mathbf{V}_2 + \mathbf{V}_3\end{aligned}\tag{1}$$

The vector $\mathbf{0}$ is a vector of zero length.

2.2.2 Vectors in Space

1. A plane is described by two distinct vectors \mathbf{V}_1 and \mathbf{V}_2 . Should these vectors not intersect each other, then one can be displaced parallel to itself until they do. Any other vector \mathbf{V} lying in this plane is given by

$$\mathbf{V} = r\mathbf{V}_1 + s\mathbf{V}_2$$

2. A *position vector* specifies the position in space of a point relative to a fixed origin. If \mathbf{V}_1 and \mathbf{V}_2 are the position vectors of the points A and B , relative to the origin O , then any point P on the line AB has a position vector \mathbf{V} given by

$$\mathbf{V} = r\mathbf{V}_1 + (1 - r)\mathbf{V}_2$$

The scalar “ r ” can be taken as the metric representation of P since $r = 0$ implies $P = B$ and $r = 1$ implies $P = A$. If the point P divides the line AB in the ratio $r : s$ then

$$\mathbf{V} = \left(\frac{r}{r+s}\right)\mathbf{V}_1 + \left(\frac{s}{r+s}\right)\mathbf{V}_2$$

3. The vectors $\mathbf{V}_1, \mathbf{V}_2, \mathbf{V}_3, \dots, \mathbf{V}_n$ are said to be *linearly dependent* if there exist scalars $r_1, r_2, r_3, \dots, r_n$, not all zero, such that

$$r_1\mathbf{V}_1 + r_2\mathbf{V}_2 + \dots + r_n\mathbf{V}_n = \mathbf{0}$$

4. A vector \mathbf{V} is linearly dependent upon the set of vectors $\{\mathbf{V}_1, \mathbf{V}_2, \mathbf{V}_3, \dots, \mathbf{V}_n\}$ if

$$\mathbf{V} = r_1\mathbf{V}_1 + r_2\mathbf{V}_2 + r_3\mathbf{V}_3 + \dots + r_n\mathbf{V}_n$$

5. Three vectors are linearly dependent if and only if they are co-planar.

6. All points in space can be uniquely determined by linear dependence upon three *base vectors* i.e., three vectors any one of which is linearly independent of the other two. The simplest set of base vectors are the unit vectors along the coordinate axes. These are usually designated by \mathbf{i}, \mathbf{j} , and \mathbf{k} .

7. If \mathbf{V} is a vector in space, and a , b , and c are the respective magnitudes of the projections of the vector along the axes then

$$\mathbf{V} = a\mathbf{i} + b\mathbf{j} + c\mathbf{k} \quad \text{and} \quad |\mathbf{V}| = \sqrt{a^2 + b^2 + c^2}$$

and the direction cosines of \mathbf{V} are

$$\cos \alpha = a/v, \quad \cos \beta = b/v, \quad \cos \gamma = c/v.$$

8. The law of vector addition yields

$$\mathbf{V}_1 + \mathbf{V}_2 = (a_1 + a_2)\mathbf{i} + (b_1 + b_2)\mathbf{j} + (c_1 + c_2)\mathbf{k}$$

2.2.3 The Scalar, Dot, or Inner Product of Two Vectors

This product is represented as $\mathbf{V}_1 \cdot \mathbf{V}_2$ and is defined to be equal to $v_1 v_2 \cos \theta$, where $v_1 = |\mathbf{V}_1|$, $v_2 = |\mathbf{V}_2|$, and θ is the angle from \mathbf{V}_1 to \mathbf{V}_2 . That is

$$\mathbf{V}_1 \cdot \mathbf{V}_2 = v_1 v_2 \cos \theta = a_1 a_2 + b_1 b_2 + c_1 c_2 = \mathbf{V}_2 \cdot \mathbf{V}_1$$

Note the relations:

$$\begin{aligned} (\mathbf{V}_1 + \mathbf{V}_2) \cdot \mathbf{V}_3 &= \mathbf{V}_1 \cdot \mathbf{V}_3 + \mathbf{V}_2 \cdot \mathbf{V}_3 \\ \mathbf{V}_1 \cdot (\mathbf{V}_2 + \mathbf{V}_3) &= \mathbf{V}_1 \cdot \mathbf{V}_2 + \mathbf{V}_1 \cdot \mathbf{V}_3 \end{aligned} \quad (2)$$

If \mathbf{V}_1 is perpendicular to \mathbf{V}_2 then $\mathbf{V}_1 \cdot \mathbf{V}_2 = 0$, and if \mathbf{V}_1 is parallel to \mathbf{V}_2 then $\mathbf{V}_1 \cdot \mathbf{V}_2 = |\mathbf{V}_1| |\mathbf{V}_2|$. In particular:

$$\begin{aligned} \mathbf{i} \cdot \mathbf{i} &= \mathbf{j} \cdot \mathbf{j} = \mathbf{k} \cdot \mathbf{k} = 1 \\ \mathbf{i} \cdot \mathbf{j} &= \mathbf{j} \cdot \mathbf{k} = \mathbf{k} \cdot \mathbf{i} = 0 \end{aligned} \quad (3)$$

2.2.4 The Vector or Cross Product of Two Vectors

This product is represented as $\mathbf{V}_1 \times \mathbf{V}_2$ and is defined as

$$\mathbf{V}_1 \times \mathbf{V}_2 = |\mathbf{V}_1| |\mathbf{V}_2| \sin \theta \mathbf{1}$$

where θ is the angle from \mathbf{V}_1 to \mathbf{V}_2 and $\mathbf{1}$ is a unit vector perpendicular to the plane of \mathbf{V}_1 and \mathbf{V}_2 and so directed that a right-handed screw driven in the direction of $\mathbf{1}$ would carry \mathbf{V}_1 into \mathbf{V}_2 . Note that

$$\tan \theta = \frac{|\mathbf{V}_1 \times \mathbf{V}_2|}{\mathbf{V}_1 \cdot \mathbf{V}_2}$$

The following rules apply to vector products:

$$\begin{aligned} \mathbf{V}_1 \times \mathbf{V}_2 &= -\mathbf{V}_2 \times \mathbf{V}_1 \\ \mathbf{V}_1 \times (\mathbf{V}_2 + \mathbf{V}_3) &= \mathbf{V}_1 \times \mathbf{V}_2 + \mathbf{V}_1 \times \mathbf{V}_3 \\ (\mathbf{V}_1 + \mathbf{V}_2) \times \mathbf{V}_3 &= \mathbf{V}_1 \times \mathbf{V}_3 + \mathbf{V}_2 \times \mathbf{V}_3 \\ \mathbf{V}_1 \times (\mathbf{V}_2 \times \mathbf{V}_3) &= \mathbf{V}_2(\mathbf{V}_3 \cdot \mathbf{V}_1) - \mathbf{V}_3(\mathbf{V}_1 \cdot \mathbf{V}_2) \\ \mathbf{i} \times \mathbf{i} &= 0, \quad \mathbf{j} \times \mathbf{j} = 0, \quad \mathbf{k} \times \mathbf{k} = 0 \\ \mathbf{i} \times \mathbf{j} &= \mathbf{k}, \quad \mathbf{j} \times \mathbf{k} = \mathbf{i}, \quad \mathbf{k} \times \mathbf{i} = \mathbf{j} \end{aligned} \quad (4)$$

If $\mathbf{V}_1 = a_1\mathbf{i} + b_1\mathbf{j} + c_1\mathbf{k}$, $\mathbf{V}_2 = a_2\mathbf{i} + b_2\mathbf{j} + c_2\mathbf{k}$, and $\mathbf{V}_3 = a_3\mathbf{i} + b_3\mathbf{j} + c_3\mathbf{k}$, then

$$\mathbf{V}_1 \times \mathbf{V}_2 = \begin{vmatrix} \mathbf{i} & \mathbf{j} & \mathbf{k} \\ a_1 & b_1 & c_1 \\ a_2 & b_2 & c_2 \end{vmatrix} = (b_1 c_2 - b_2 c_1)\mathbf{i} + (c_1 a_2 - c_2 a_1)\mathbf{j} + (a_1 b_2 - a_2 b_1)\mathbf{k} \quad (5)$$

Note that, since $\mathbf{V}_1 \times \mathbf{V}_2 = -\mathbf{V}_2 \times \mathbf{V}_1$, the vector product is not commutative.

2.2.5 Scalar Triple Product

There is only one possible interpretation of the expression $\mathbf{V}_1 \cdot \mathbf{V}_2 \times \mathbf{V}_3$ and that is $\mathbf{V}_1 \cdot (\mathbf{V}_2 \times \mathbf{V}_3)$ which is a scalar. This product is called the *scalar triple product* and is written as $[\mathbf{V}_1 \mathbf{V}_2 \mathbf{V}_3]$. Further

$$\begin{aligned} [\mathbf{V}_1 \mathbf{V}_2 \mathbf{V}_3] &= \mathbf{V}_1 \cdot (\mathbf{V}_2 \times \mathbf{V}_3) = (\mathbf{V}_1 \times \mathbf{V}_2) \cdot \mathbf{V}_3 = \mathbf{V}_2 \cdot (\mathbf{V}_3 \times \mathbf{V}_1) \\ &= \begin{vmatrix} a_1 & b_1 & c_1 \\ a_2 & b_2 & c_2 \\ a_3 & b_3 & c_3 \end{vmatrix} \\ &= |\mathbf{V}_1| |\mathbf{V}_2| |\mathbf{V}_3| \cos \phi \sin \theta, \end{aligned} \quad (6)$$

where θ is the angle between \mathbf{V}_2 and \mathbf{V}_3 and ϕ is the angle between \mathbf{V}_1 and the normal to the plane of \mathbf{V}_2 and \mathbf{V}_3 . The determinant indicates that it can be considered as the volume of the parallelepiped whose three determining edges are \mathbf{V}_1 , \mathbf{V}_2 , and \mathbf{V}_3 . Note that cyclic permutation of the subscripts does not change the value of the scalar triple product: $[\mathbf{V}_1\mathbf{V}_2\mathbf{V}_3] = [\mathbf{V}_2\mathbf{V}_3\mathbf{V}_1] = [\mathbf{V}_3\mathbf{V}_1\mathbf{V}_2]$ but $[\mathbf{V}_1\mathbf{V}_2\mathbf{V}_3] = -[\mathbf{V}_2\mathbf{V}_1\mathbf{V}_3]$ and $[\mathbf{V}_1\mathbf{V}_1\mathbf{V}_2] \equiv 0$.

2.2.6 Vector Triple Product

The product $\mathbf{V}_1 \times (\mathbf{V}_2 \times \mathbf{V}_3)$ defines the *vector triple product*. The parentheses are vital to the definition.

$$\begin{aligned}\mathbf{V}_1 \times (\mathbf{V}_2 \times \mathbf{V}_3) &= (\mathbf{V}_1 \cdot \mathbf{V}_3)\mathbf{V}_2 - (\mathbf{V}_1 \cdot \mathbf{V}_2)\mathbf{V}_3 \\ &= \begin{vmatrix} \mathbf{i} & \mathbf{j} & \mathbf{k} \\ a_1 & b_1 & c_1 \\ \begin{vmatrix} b_2 & c_2 \\ b_3 & c_3 \end{vmatrix} & \begin{vmatrix} c_2 & a_2 \\ c_3 & a_3 \end{vmatrix} & \begin{vmatrix} a_2 & b_2 \\ a_3 & b_3 \end{vmatrix} \end{vmatrix}\end{vmatrix}\end{aligned}\quad (7)$$

This is a vector, perpendicular to \mathbf{V}_1 , lying in the plane of \mathbf{V}_2 and \mathbf{V}_3 . Similarly

$$\begin{aligned}(\mathbf{V}_1 \times \mathbf{V}_2) \times \mathbf{V}_3 &= \begin{vmatrix} \mathbf{i} & \mathbf{j} & \mathbf{k} \\ \begin{vmatrix} b_1 & c_1 \\ b_2 & c_2 \\ a_3 \end{vmatrix} & \begin{vmatrix} c_1 & a_1 \\ c_2 & a_2 \\ b_3 \end{vmatrix} & \begin{vmatrix} a_1 & b_1 \\ a_2 & b_2 \\ c_3 \end{vmatrix} \end{vmatrix}\end{vmatrix}\end{aligned}\quad (8)$$

$$\mathbf{V}_1 \times (\mathbf{V}_2 \times \mathbf{V}_3) + \mathbf{V}_2 \times (\mathbf{V}_3 \times \mathbf{V}_1) + \mathbf{V}_3 \times (\mathbf{V}_1 \times \mathbf{V}_2) \equiv 0$$

If $\mathbf{V}_1 \times (\mathbf{V}_2 \times \mathbf{V}_3) = (\mathbf{V}_1 \times \mathbf{V}_2) \times \mathbf{V}_3$ then $\mathbf{V}_1, \mathbf{V}_2, \mathbf{V}_3$ form an *orthogonal set*. Thus $\{\mathbf{i}, \mathbf{j}, \mathbf{k}\}$ form an orthogonal set.

3 GEOMETRY

3.1 GEOMETRY OF THE PLANE, STRAIGHT LINE, AND SPHERE

Assume the position vectors of the fixed points A, B, C, D relative to an origin O are $\mathbf{V}_1, \mathbf{V}_2, \mathbf{V}_3, \mathbf{V}_4$ and the position vector of the variable point P is \mathbf{V} .

1. The equation of the straight line through A parallel to \mathbf{V}_2 is:

$$\begin{aligned}\mathbf{V} &= \mathbf{V}_1 + r\mathbf{V}_2 \\ \text{or } (\mathbf{V} - \mathbf{V}_1) &= r\mathbf{V}_2 \\ \text{or } (\mathbf{V} - \mathbf{V}_1) \times \mathbf{V}_2 &= 0\end{aligned}$$

2. The equation of the the plane through A perpendicular to \mathbf{V}_2 is:

$$(\mathbf{V} - \mathbf{V}_1) \cdot \mathbf{V}_2 = 0$$

3. The equation of the line AB is:

$$\mathbf{V} = r\mathbf{V}_1 + (1 - r)\mathbf{V}_2$$

4. The equations of the bisectors of the angles between \mathbf{V}_1 and \mathbf{V}_2 are:

$$\mathbf{V} = r \left(\frac{\mathbf{V}_1}{|\mathbf{V}_1|} \pm \frac{\mathbf{V}_2}{|\mathbf{V}_2|} \right) \quad \text{or} \quad \mathbf{V} = r(\hat{\mathbf{V}}_1 \pm \hat{\mathbf{V}}_2)$$

5. The perpendicular from C to the line through A parallel to \mathbf{V}_2 has as its equation:

$$\mathbf{V} = \mathbf{V}_1 - \mathbf{V}_3 - \hat{\mathbf{V}}_2 \cdot (\mathbf{V}_1 - \mathbf{V}_3)\hat{\mathbf{V}}_2.$$

6. The condition for the intersection of the two lines $(\mathbf{V} = \mathbf{V}_1 + r\mathbf{V}_3)$ and $(\mathbf{V} = \mathbf{V}_2 + s\mathbf{V}_4)$ is:

$$[(\mathbf{V}_1 - \mathbf{V}_2)\mathbf{V}_3\mathbf{V}_4] = 0.$$

- (a) The common perpendicular to the above two lines is the line of intersection of the two planes

$$[(\mathbf{V} - \mathbf{V}_1)\mathbf{V}_3(\mathbf{V}_3 \times \mathbf{V}_4)] = 0 \quad \text{and} \quad [(\mathbf{V} - \mathbf{V}_2)\mathbf{V}_4(\mathbf{V}_3 \times \mathbf{V}_4)] = 0$$

- (b) The length of this perpendicular is

$$\frac{|[(\mathbf{V}_1 - \mathbf{V}_2)\mathbf{V}_3\mathbf{V}_4]|}{|\mathbf{V}_3 \times \mathbf{V}_4|}.$$

7. The equation of the line perpendicular to the plane ABC is

$$\mathbf{V} = \mathbf{V}_1 \times \mathbf{V}_2 + \mathbf{V}_2 \times \mathbf{V}_3 + \mathbf{V}_3 \times \mathbf{V}_1$$

and the distance of the plane from the origin is

$$\frac{[\mathbf{V}_1 \mathbf{V}_2 \mathbf{V}_3]}{|(\mathbf{V}_2 - \mathbf{V}_1) \times (\mathbf{V}_3 - \mathbf{V}_1)|}$$

8. In general the vector equation $\mathbf{V} \cdot \mathbf{V}_2 = r$ defines the plane which is perpendicular to \mathbf{V}_2 , and the perpendicular distance from A to this plane is

$$\frac{r - \mathbf{V}_1 \cdot \mathbf{V}_2}{|\mathbf{V}_2|}$$

9. The distance from A , measured along a line parallel to \mathbf{V}_3 , is $\frac{r - \mathbf{V}_1 \cdot \mathbf{V}_2}{\mathbf{V}_2 \cdot \hat{\mathbf{v}}_3}$ or $\frac{r - \mathbf{V}_1 \cdot \mathbf{V}_2}{v_2 \cos \theta}$ where θ is the angle between \mathbf{V}_2 and \mathbf{V}_3 . (If this plane contains the point C then $r = \mathbf{V}_3 \cdot \mathbf{V}_2$ and if it passes through the origin then $r = 0$.)

10. For two given planes $\{\mathbf{V} \cdot \mathbf{V}_1 = r, \mathbf{V} \cdot \mathbf{V}_2 = s\}$ any plane through the line of intersection of these planes is given by $\mathbf{V} \cdot (\mathbf{V}_1 + \lambda \mathbf{V}_2) = r + \lambda s$ where λ is a scalar parameter. In particular, using $\lambda = \pm \frac{|\mathbf{V}_1|}{|\mathbf{V}_2|}$ gives the two equations for the two planes bisecting the angle between the given planes.

11. The plane through A parallel to the plane of $\mathbf{V}_2, \mathbf{V}_3$ is

$$\begin{aligned} \mathbf{V} &= \mathbf{V}_1 + r\mathbf{V}_2 + s\mathbf{V}_3 \\ \text{or } (\mathbf{V} - \mathbf{V}_1) \cdot \mathbf{V}_2 \times \mathbf{V}_3 &= 0 \\ \text{or } [\mathbf{V} \mathbf{V}_2 \mathbf{V}_3] - [\mathbf{V}_1 \mathbf{V}_2 \mathbf{V}_3] &= 0 \end{aligned}$$

so that the expansion in rectangular Cartesian coordinates yields (where $\mathbf{V} \equiv x\mathbf{i} + y\mathbf{j} + z\mathbf{k}$):

$$\begin{vmatrix} (x - a_1) & (y - b_1) & (z - c_1) \\ a_2 & b_2 & c_2 \\ a_3 & b_3 & c_3 \end{vmatrix} = 0$$

which is the usual linear equation in x, y , and z .

12. The plane through AB parallel to \mathbf{V}_3 is given by $[(\mathbf{V} - \mathbf{V}_1)(\mathbf{V}_1 - \mathbf{V}_2)\mathbf{V}_3] = 0$ or

$$[\mathbf{V} \mathbf{V}_2 \mathbf{V}_3] - [\mathbf{V} \mathbf{V}_1 \mathbf{V}_3] - [\mathbf{V}_1 \mathbf{V}_2 \mathbf{V}_3] = 0.$$

13. The plane through the three points A, B , and C is

$$\begin{aligned} \mathbf{V} &= \mathbf{V}_1 + s(\mathbf{V}_2 - \mathbf{V}_1) + t(\mathbf{V}_3 - \mathbf{V}_1) \\ \text{or } \mathbf{V} &= r\mathbf{V}_1 + s\mathbf{V}_2 + t\mathbf{V}_3 \quad (\text{with } r + s + t \equiv 1) \\ \text{or } [(\mathbf{V} - \mathbf{V}_1)(\mathbf{V}_1 - \mathbf{V}_2)(\mathbf{V}_2 - \mathbf{V}_3)] &= 0 \\ \text{or } [\mathbf{V} \mathbf{V}_1 \mathbf{V}_2] + [\mathbf{V} \mathbf{V}_2 \mathbf{V}_3] + [\mathbf{V} \mathbf{V}_3 \mathbf{V}_1] - [\mathbf{V}_1 \mathbf{V}_2 \mathbf{V}_3] &= 0 \end{aligned}$$

14. For four points A, B, C, D to be coplanar, then

$$r\mathbf{V}_1 + s\mathbf{V}_2 + t\mathbf{V}_3 + u\mathbf{V}_4 \equiv 0 \equiv r + s + t + u$$

15. The following formulae relate to a sphere when the vectors are taken to lie in three-dimensional space and to a circle when the space is two-dimensional. For a circle in three dimensions take the intersection of the sphere with a plane.

- (a) The equation of a sphere with center O and radius OA is

$$\begin{aligned} \mathbf{V} \cdot \mathbf{V} &= v_1^2 \\ \text{or } (\mathbf{V} - \mathbf{V}_1) \cdot (\mathbf{V} + \mathbf{V}_1) &= 0 \end{aligned}$$

- (b) Note that in two-dimensional polar coordinates this is simply

$$r = 2a \cos \theta$$

- (c) While in three-dimensional Cartesian coordinates it is

$$x^2 + y^2 + z^2 - 2(a_1x + b_1y + c_1z) = 0.$$

16. The equation of a sphere having the points A and B as the extremities of a diameter is

$$(\mathbf{V} - \mathbf{V}_1) \cdot (\mathbf{V} - \mathbf{V}_2) = 0.$$

17. The square of the length of the tangent from C to the sphere with center B and radius \mathbf{V}_1 is given by

$$(\mathbf{V}_3 - \mathbf{V}_2) \cdot (\mathbf{V}_3 - \mathbf{V}_2) = v_1^2$$

18. The condition that the plane $\mathbf{V} \cdot \mathbf{V}_3 = s$ is tangential to the sphere $(\mathbf{V} - \mathbf{V}_2) \cdot (\mathbf{V} - \mathbf{V}_2) = v_1^2$ is

$$(s - \mathbf{V}_3 \cdot \mathbf{V}_2) \cdot (s - \mathbf{V}_3 \cdot \mathbf{V}_2) = v_1^2 v_3^2.$$

19. The equation of the tangent plane at D , on the surface of sphere $(\mathbf{V} - \mathbf{V}_2) \cdot (\mathbf{V} - \mathbf{V}_2) = v_1^2$, is

$$(\mathbf{V} - \mathbf{V}_4) \cdot (\mathbf{V}_4 - \mathbf{V}_2) = 0$$

$$\text{or } \mathbf{V} \cdot \mathbf{V}_4 - \mathbf{V}_2 \cdot (\mathbf{V} + \mathbf{V}_4) = v_1^2 - v_2^2$$

20. The condition that the two circles $(\mathbf{V} - \mathbf{V}_2) \cdot (\mathbf{V} - \mathbf{V}_2) = v_1^2$ and $(\mathbf{V} - \mathbf{V}_4) \cdot (\mathbf{V} - \mathbf{V}_4) = v_3^2$ intersect orthogonally is

$$(\mathbf{V}_2 - \mathbf{V}_4) \cdot (\mathbf{V}_2 - \mathbf{V}_4) = v_1^2 + v_3^2$$

3.2 GEOMETRY OF CURVES IN SPACE

Let \mathbf{g} be a natural representation of a regular curve C . The *arc length* is $L = \int_a^b |\mathbf{g}'(u)| du$. At each point

1. <i>Binormal line</i>	$\mathbf{y} = \lambda \mathbf{b}(s) + \mathbf{x}$	8. <i>Radius of curvature</i>	$\rho(s) = \frac{1}{ \kappa(s) }$ when $\kappa(s) \neq 0$
2. <i>Curvature</i>	$\kappa(s) = \mathbf{n}(s) \cdot \mathbf{k}(s)$	9. <i>Rectifying plane</i>	$(\mathbf{y} - \mathbf{x}) \cdot \mathbf{n}(s) = 0$
3. <i>Curvature vector</i>	$\mathbf{k}(s) = \dot{\mathbf{t}}(s)$	10. <i>Tangent line</i>	$\mathbf{y} = \lambda \mathbf{t}(s) + \mathbf{x}$
4. <i>Normal plane</i>	$(\mathbf{y} - \mathbf{x}) \cdot \mathbf{t}(s) = 0$	11. <i>Torsion</i>	$\tau(s) = -\mathbf{n}(s) \cdot \dot{\mathbf{b}}(s)$
5. <i>Osculating plane</i>	$(\mathbf{y} - \mathbf{x}) \cdot \mathbf{b}(s) = 0$	12. <i>Unit binormal vector</i>	$\mathbf{b}(s) = \mathbf{t}(s) \times \mathbf{n}(s)$
6. <i>Principal normal line</i>	$\mathbf{y} = \lambda \mathbf{n}(s) + \mathbf{x}$	13. <i>Unit tangent vector</i>	$\mathbf{t}(s) = \dot{\mathbf{g}}(s)$ with $(\dot{\mathbf{g}}(s) = \frac{d\mathbf{g}}{ds})$
7. <i>Principal normal unit vector</i>	$\mathbf{n}(s) = \pm \frac{\mathbf{k}(s)}{ \mathbf{k}(s) }$ for $\mathbf{k}(s) \neq 0$		

And the osculating sphere is $(\mathbf{y} - \mathbf{c}) \cdot (\mathbf{y} - \mathbf{c}) = r^2$ where $\mathbf{c} = \mathbf{x} + \rho(s)\mathbf{n}(s) - \frac{\dot{\kappa}(s)}{\kappa^2(s)\tau(s)}\mathbf{b}(s)$ and $r^2 = \rho^2(s) + \frac{\kappa^2(s)}{\kappa^4(s)\tau^2(s)}$

Then the moving trihedron is $\{\mathbf{t}(s), \mathbf{n}(s), \mathbf{b}(s)\}$ and

1. If $\mathbf{x} = (x(t), y(t), z(t)) = \mathbf{d}(t)$ is a regular representation of a regular curve C , then the following hold at a point $\mathbf{d}(t)$ of C :

$$|\kappa| = \frac{|\mathbf{x}' \times \mathbf{x}''|}{|\mathbf{x}'|^3} = \frac{\sqrt{(z''y' - y''z')^2 + (x''z' - z''x')^2 + (y''x' - x''y')^2}}{(x'^2 + y'^2 + z'^2)^{3/2}} \quad (9)$$

$$\tau = \frac{\det(\mathbf{x}', \mathbf{x}'', \mathbf{x}''')}{|\mathbf{x}' \times \mathbf{x}''|^2} = \frac{(\mathbf{x}' \times \mathbf{x}'') \cdot \mathbf{x}'''}{|\mathbf{x}' \times \mathbf{x}''|^2} = \frac{z'''(x'y'' - y'x'') + z''(x'''y' - x'y''') + z'(x''y''' - x'''y'')}{(x'^2 + y'^2 + z'^2)(x''^2 + y''^2 + z''^2)}$$

2. The vectors of the moving trihedron satisfy the *Serret-Frenet equations*

$$\dot{\mathbf{t}} = \kappa \mathbf{n}, \quad \dot{\mathbf{n}} = -\kappa \mathbf{t} + \tau \mathbf{b}, \quad \dot{\mathbf{b}} = -\tau \mathbf{n}.$$

3. For any planar curve represented parametrically by $\mathbf{x} = \mathbf{d}(t) = (t, f(t), 0)$,

$$|\kappa| = \frac{\left| \frac{d^2x}{dt^2} \right|}{\left(1 + \left(\frac{dx}{dt} \right)^2 \right)^{3/2}}.$$

4. Expressions for the curvature vector and curvature of a *plane curve* corresponding to different representations are:

Representation	$x = f(t),$ $y = g(t)$	$y = f(x)$	$r = f(\theta)$
Curvature vector \mathbf{k}	$\frac{(\dot{x}\ddot{y} - \dot{y}\ddot{x})}{(\dot{x}^2 + \dot{y}^2)^2}(-\dot{y}, \dot{x})$	$\frac{y''}{(1 + y'^2)^2}(-y', 1)$	$\frac{(r^2 + 2r'^2 - rr'')}{(r^2 + r'^2)^2} \begin{pmatrix} -\dot{r} \sin \theta - r \cos \theta, \\ \dot{r} \cos \theta - r \sin \theta \end{pmatrix}$
Curvature $ \kappa = \rho^{-1}$	$\frac{ \dot{x}\ddot{y} - \dot{y}\ddot{x} }{(\dot{x}^2 + \dot{y}^2)^{3/2}}$	$\frac{ y'' }{(1 + y'^2)^{3/2}}$	$\frac{r^2 + 2r'^2 - rr''}{(r^2 + r'^2)^{3/2}}$

5. For a plane curve, the equation of the *osculating circle* is $(\mathbf{y} - \mathbf{c}) \cdot (\mathbf{y} - \mathbf{c}) = \rho^2$, where $\mathbf{c} = \mathbf{x} + \rho^2 \mathbf{k}$ is the *center of curvature*.

4 TRIGONOMETRY

4.1 TRIGONOMETRIC FUNCTIONS IN TERMS OF ONE ANOTHER

Function	$\sin \alpha$	$\cos \alpha$	$\tan \alpha$	$\cot \alpha$	$\sec \alpha$	$\csc \alpha$
$\sin \alpha =$	$\sin \alpha$	$\pm \sqrt{1 - \cos^2 \alpha}$	$\frac{\tan \alpha}{\pm \sqrt{1 + \tan^2 \alpha}}$	$\frac{1}{\pm \sqrt{1 + \cot^2 \alpha}}$	$\frac{\pm \sqrt{\sec^2 \alpha - 1}}{\sec \alpha}$	$\frac{1}{\csc \alpha}$
$\cos \alpha =$	$\pm \sqrt{1 - \sin^2 \alpha}$	$\cos \alpha$	$\frac{1}{\pm \sqrt{1 + \tan^2 \alpha}}$	$\frac{\cot \alpha}{\pm \sqrt{1 + \cot^2 \alpha}}$	$\frac{1}{\sec \alpha}$	$\frac{\pm \sqrt{\csc^2 \alpha - 1}}{\csc \alpha}$
$\tan \alpha =$	$\frac{\sin \alpha}{\pm \sqrt{1 - \sin^2 \alpha}}$	$\frac{\pm \sqrt{1 - \cos^2 \alpha}}{\cos \alpha}$	$\tan \alpha$	$\frac{1}{\cot \alpha}$	$\pm \sqrt{\sec^2 \alpha - 1}$	$\frac{1}{\pm \sqrt{\csc^2 \alpha - 1}}$
$\cot \alpha =$	$\frac{\pm \sqrt{1 - \sin^2 \alpha}}{\sin \alpha}$	$\frac{\cos \alpha}{\pm \sqrt{1 - \cos^2 \alpha}}$	$\frac{1}{\tan \alpha}$	$\cot \alpha$	$\frac{1}{\pm \sqrt{\sec^2 \alpha - 1}}$	$\pm \sqrt{\csc^2 \alpha - 1}$
$\sec \alpha =$	$\frac{1}{\pm \sqrt{1 - \sin^2 \alpha}}$	$\frac{1}{\cos \alpha}$	$\pm \sqrt{1 + \tan^2 \alpha}$	$\frac{\pm \sqrt{1 + \cot^2 \alpha}}{\cot \alpha}$	$\sec \alpha$	$\frac{\csc \alpha}{\pm \sqrt{\csc^2 \alpha - 1}}$
$\csc \alpha =$	$\frac{1}{\sin \alpha}$	$\frac{1}{\pm \sqrt{1 - \cos^2 \alpha}}$	$\frac{\pm \sqrt{1 + \tan^2 \alpha}}{\tan \alpha}$	$\pm \sqrt{1 + \cot^2 \alpha}$	$\frac{\sec \alpha}{\pm \sqrt{\sec^2 \alpha - 1}}$	$\csc \alpha$

Note: The choice of sign depends upon the quadrant of the angle.

4.2 HYPERBOLIC FUNCTIONS IN TERMS OF ONE ANOTHER

Function	$\sinh x$	$\cosh x$	$\tanh x$
$\sinh x =$	$\sinh x$	$\pm \sqrt{\cosh^2 x - 1}$	$\frac{\tanh x}{\sqrt{1 - \tanh^2 x}}$
$\cosh x =$	$\sqrt{1 + \sinh^2 x}$	$\cosh x$	$\frac{1}{\sqrt{1 - \tanh^2 x}}$
$\tanh x =$	$\frac{\sinh x}{\sqrt{1 + \sinh^2 x}}$	$\pm \frac{\sqrt{\cosh^2 x - 1}}{\cosh x}$	$\tanh x$
$\operatorname{cosech} x =$	$\frac{1}{\sinh x}$	$\pm \frac{1}{\sqrt{\cosh^2 x - 1}}$	$\frac{\sqrt{1 - \tanh^2 x}}{\tanh x}$
$\operatorname{sech} x =$	$\frac{1}{\sqrt{1 + \sinh^2 x}}$	$\frac{1}{\cosh x}$	$\sqrt{1 - \tanh^2 x}$
$\operatorname{coth} x =$	$\frac{\sqrt{1 + \sinh^2 x}}{\sinh x}$	$\frac{\pm \cosh x}{\sqrt{\cosh^2 x - 1}}$	$\frac{1}{\tanh x}$
Function	$\operatorname{cosech} x$	$\operatorname{sech} x$	$\operatorname{coth} x$
$\sinh x =$	$\frac{1}{\operatorname{cosech} x}$	$\pm \frac{\sqrt{1 - \operatorname{sech}^2 x}}{\operatorname{sech} x}$	$\frac{\pm 1}{\sqrt{\operatorname{coth}^2 x - 1}}$
$\cosh x =$	$\pm \frac{\sqrt{\operatorname{cosech}^2 x + 1}}{\operatorname{cosech} x}$	$\frac{1}{\operatorname{sech} x}$	$\pm \frac{\operatorname{coth} x}{\sqrt{\operatorname{coth}^2 x - 1}}$
$\tanh x =$	$\frac{1}{\sqrt{\operatorname{cosech}^2 x + 1}}$	$\pm \sqrt{1 + \operatorname{sech}^2 x}$	$\frac{1}{\operatorname{coth} x}$
$\operatorname{cosech} x =$	$\operatorname{cosech} x$	$\pm \frac{\operatorname{sech} x}{\sqrt{1 - \operatorname{sech}^2 x}}$	$\pm \frac{\sqrt{\operatorname{coth}^2 x - 1}}{1}$
$\operatorname{sech} x =$	$\pm \frac{\operatorname{cosech} x}{\sqrt{\operatorname{cosech}^2 x + 1}}$	$\operatorname{sech} x$	$\pm \frac{\sqrt{\operatorname{coth}^2 x - 1}}{\operatorname{coth} x}$
$\operatorname{coth} x =$	$\sqrt{\operatorname{cosech}^2 x + 1}$	$\pm \frac{1}{\sqrt{1 - \operatorname{sech}^2 x}}$	$\operatorname{coth} x$

Note: Whenever two signs are shown, choose + sign if x is positive, – sign if x is negative.

5 CALCULUS

5.1 DIFFERENTIATION

5.1.1 Differentiation Formulas

In the following formulas u, v, w represent functions of x , while a, c, n represent fixed real numbers. All arguments in the trigonometric functions are measured in radians, and all inverse trigonometric and hyperbolic functions represent principal values.

Let $y = f(x)$ and $\frac{dy}{dx} = \frac{d[f(x)]}{dx} = f'(x)$ define, respectively, a function and its derivative for any value x in their common domain. The differential for the function at such a value x is accordingly defined as

$$dy = d[f(x)] = \frac{dy}{dx} dx = \frac{d[f(x)]}{dx} dx = f'(x) dx$$

Each derivative formula has an associated differential formula. For example, formula 6 below has the differential formula

$$d(uvw) = uv dw + vw du + uw dv$$

1. $\frac{d}{dx}(a) = 0$
2. $\frac{d}{dx}(x) = 1$
3. $\frac{d}{dx}(au) = a \frac{du}{dx}$
4. $\frac{d}{dx}(u + v - w) = \frac{du}{dx} + \frac{dv}{dx} - \frac{dw}{dx}$
5. $\frac{d}{dx}(uv) = u \frac{dv}{dx} + v \frac{du}{dx}$
6. $\frac{d}{dx}(uvw) = uv \frac{dw}{dx} + vw \frac{du}{dx} + uw \frac{dv}{dx}$
7. $\frac{d}{dx}\left(\frac{u}{v}\right) = \frac{v \frac{du}{dx} - u \frac{dv}{dx}}{v^2} = \frac{1}{v} \frac{du}{dx} - \frac{u}{v^2} \frac{dv}{dx}$
8. $\frac{d}{dx}(u^n) = nu^{n-1} \frac{du}{dx}$
9. $\frac{d}{dx}\left(\frac{1}{u}\right) = -\frac{1}{u^2} \frac{du}{dx}$
10. $\frac{d}{dx}\left(\frac{1}{u^n}\right) = -\frac{n}{u^{n+1}} \frac{du}{dx}$
11. $\frac{d}{dx}\left(\frac{u^n}{v^m}\right) = \frac{u^{n-1}}{v^{m+1}} \left(nv \frac{du}{dx} - mu \frac{dv}{dx}\right)$
12. $\frac{d}{dx}(u^n v^m) = u^{n-1} v^{m-1} \left(nv \frac{du}{dx} + mu \frac{dv}{dx}\right)$
13. $\frac{du}{dx} = \frac{1}{\frac{dx}{du}}$ if $\frac{dx}{du} \neq 0$
14. $\frac{d}{dx}[f(u)] = \frac{d}{du}[f(u)] \cdot \frac{du}{dx}$
15. $\frac{d^2}{dx^2}[f(u)] = \frac{df(u)}{du} \cdot \frac{d^2 u}{dx^2} + \frac{d^2 f(u)}{du^2} \cdot \left(\frac{du}{dx}\right)^2$
16. $\frac{d^n}{dx^n}[uv] = \binom{n}{0} v \frac{d^n u}{dx^n} + \binom{n}{1} \frac{dv}{dx} \frac{d^{n-1} u}{dx^{n-1}} + \binom{n}{2} \frac{d^2 v}{dx^2} \frac{d^{n-2} u}{dx^{n-2}} + \cdots + \binom{n}{k} \frac{d^k v}{dx^k} \frac{d^{n-k} u}{dx^{n-k}} + \cdots + \binom{n}{n} u \frac{d^n v}{dx^n}$ where $\binom{n}{r} = \frac{n!}{r!(n-r)!}$ is the binomial coefficient, n non-negative integer, and $\binom{n}{0} = 1$.
17. $\frac{d}{dx}(\log_a u) = (\log_a e) \frac{1}{u} \frac{du}{dx}$
18. $\frac{d}{dx}(\log_e u) = \frac{1}{u} \frac{du}{dx}$
19. $\frac{d}{dx}(u^v) = v u^{v-1} \frac{du}{dx} + (\log_e u) u^v \frac{dv}{dx}$
20. $\frac{d}{dq} \int_p^q f(x) dx = f(q), \quad [p \text{ constant}]$

21. $\frac{d}{dp} \int_p^q f(x) dx = -f(p), \quad [q \text{ constant}]$
22. $\frac{d}{da} \int_p^q f(x, a) dx = \int_p^q \frac{\partial}{\partial a} [f(x, a)] dx + f(q, a) \frac{dq}{da} - f(p, a) \frac{dp}{da}$

5.1.2 Derivatives of Common Functions

Let a be a constant.

$f(x)$	$f'(x)$	$f(x)$	$f'(x)$	$f(x)$	$f'(x)$
$\sin x$	$\cos x$	$\sinh x$	$\cosh x$	x^a	ax^{a-1}
$\cos x$	$-\sin x$	$\cosh x$	$\sinh x$	$\frac{1}{x^a}$	$-\frac{a}{x^{a+1}}$
$\tan x$	$\sec^2 x$	$\tanh x$	$\operatorname{sech}^2 x$	\sqrt{x}	$\frac{1}{2\sqrt{x}}$
$\csc x$	$-\csc x \cot x$	$\operatorname{csch} x$	$-\operatorname{csch} x \coth x$	$\ln x $	$1/x$
$\sec x$	$\sec x \tan x$	$\operatorname{sech} x$	$-\operatorname{sech} x \tanh x$	e^x	e^x
$\cot x$	$-\csc^2 x$	$\coth x$	$-\operatorname{csch}^2 x$	$a^x (a > 0)$	$a^x \ln a$
$\arcsin x$	$\frac{1}{\sqrt{1-x^2}}$	$\sinh^{-1} x$	$\frac{1}{\sqrt{x^2+1}}$	$ x $	$x/ x $
$\arccos x$	$-\frac{1}{\sqrt{1-x^2}}$	$\cosh^{-1} x$	$\frac{1}{\sqrt{x^2-1}}$		
$\arctan x$	$\frac{1}{1+x^2}$	$\tanh^{-1} x$	$\frac{1}{1-x^2}$		
$\operatorname{arc} \csc x$	$-\frac{1}{x\sqrt{x^2-1}}$	$\operatorname{csch}^{-1} x$	$\frac{-1}{ x \sqrt{1+x^2}}$		
$\operatorname{arc} \sec x$	$\frac{1}{x\sqrt{x^2-1}}$	$\operatorname{sech}^{-1} x$	$\frac{-1}{ x \sqrt{1-x^2}}$		
$\operatorname{arc} \cot x$	$-\frac{1}{1+x^2}$	$\coth^{-1} x$	$\frac{1}{1-x^2}$		

5.1.3 Vector Operations

- In Cartesian coordinates, $\nabla = \left(\frac{\partial}{\partial x}, \frac{\partial}{\partial y}, \frac{\partial}{\partial z} \right) = \mathbf{i} \frac{\partial}{\partial x} + \mathbf{j} \frac{\partial}{\partial y} + \mathbf{k} \frac{\partial}{\partial z}$.
- $\nabla \cdot \mathbf{u} = \sum_{i=1}^3 \frac{\partial u_i}{\partial x_i}$ is a scalar while $\mathbf{V} \cdot \nabla = \sum_{i=1}^3 V_i \frac{\partial}{\partial x_i}$ is an operator.
- A vector field \mathbf{V} is *irrotational* if $\nabla \times \mathbf{V} = 0$.
- A vector field \mathbf{V} is *solenoidal* if $\nabla \cdot \mathbf{V} = 0$.
- If u and v are scalars and \mathbf{F} and \mathbf{G} are vectors in \mathbb{R}^3 , then
 - $\nabla(u+v) = \nabla u + \nabla v$
 - $\nabla(uv) = u\nabla v + v\nabla u$
 - $\nabla(\mathbf{F} + \mathbf{G}) = \nabla \mathbf{F} + \nabla \mathbf{G}$
 - $\nabla(\mathbf{F} \cdot \mathbf{G}) = (\mathbf{F} \cdot \nabla) \mathbf{G} + (\mathbf{G} \cdot \nabla) \mathbf{F} + \mathbf{F} \times (\nabla \times \mathbf{G}) + \mathbf{G} \times (\nabla \times \mathbf{F})$
 - $\nabla \cdot (u\mathbf{F}) = u(\nabla \cdot \mathbf{F}) + \mathbf{F} \cdot \nabla u$
 - $\nabla \cdot (\mathbf{F} \times \mathbf{G}) = \mathbf{G} \cdot (\nabla \times \mathbf{F}) - \mathbf{F} \cdot (\nabla \times \mathbf{G})$
 - $\nabla \times (u\mathbf{F}) = u(\nabla \times \mathbf{F}) + (\nabla u) \times \mathbf{F}$
 - $\nabla \times (\mathbf{F} + \mathbf{G}) = \nabla \times \mathbf{F} + \nabla \times \mathbf{G}$
 - $\nabla \times (\mathbf{F} \times \mathbf{G}) = \mathbf{F}(\nabla \cdot \mathbf{G}) - \mathbf{G}(\nabla \cdot \mathbf{F}) + (\mathbf{G} \cdot \nabla) \mathbf{F} - (\mathbf{F} \cdot \nabla) \mathbf{G}$
 - $\mathbf{F} \cdot \frac{d\mathbf{F}}{dt} = |\mathbf{F}| \frac{d|\mathbf{F}|}{dt}$
 - $\nabla^2(uv) = u\nabla^2 v + 2(\nabla u) \cdot (\nabla v) + v\nabla^2 u$

- The operator ∇ can be used more than once. If S is a scalar and \mathbf{V} is a vector, then:

$$\begin{aligned}
 \nabla \cdot (\nabla S) &\equiv \operatorname{div} \operatorname{grad} S \equiv \text{Laplacian } S \equiv \nabla^2 S \\
 \nabla \times (\nabla S) &\equiv \operatorname{curl} \operatorname{grad} S \equiv 0 \\
 \nabla(\nabla \cdot \mathbf{V}) &\equiv \operatorname{grad} \operatorname{div} \mathbf{V} \\
 \nabla \cdot (\nabla \times \mathbf{V}) &\equiv \operatorname{div} \operatorname{curl} \mathbf{V} \equiv 0 \\
 \nabla \times (\nabla \times \mathbf{V}) &\equiv \operatorname{curl} \operatorname{curl} \mathbf{V} \equiv \nabla(\nabla \cdot \mathbf{V}) - \nabla^2 \mathbf{V}
 \end{aligned} \tag{10}$$

7. If $r = |\mathbf{r}|$, \mathbf{a} is a constant vector, and n is an integer, then

Φ	$\nabla\Phi$	$\nabla^2\Phi$
$\mathbf{a} \cdot \mathbf{r}$	\mathbf{a}	0
r^n	$n r^{n-2} \mathbf{r}$	$n(n+1)r^{n-2}$
$\log r$	\mathbf{r}/r^2	$1/r^2$

\mathbf{F}	$\nabla \cdot \mathbf{F}$	$\nabla \times \mathbf{F}$	$(\mathbf{G} \cdot \nabla)\mathbf{F}$
\mathbf{r}	3	0	\mathbf{G}
$\mathbf{a} \times \mathbf{r}$	0	$2\mathbf{a}$	$\mathbf{a} \times \mathbf{G}$
$\mathbf{a} r^n$	$n r^{n-2}(\mathbf{r} \cdot \mathbf{a})$	$n r^{n-2}(\mathbf{r} \times \mathbf{a})$	$n r^{n-2}(\mathbf{r} \cdot \mathbf{G})\mathbf{a}$
$\mathbf{r} r^n$	$(n+3)r^n$	0	$r^n \mathbf{G} + n r^{n-2}(\mathbf{r} \cdot \mathbf{G})\mathbf{r}$
$\mathbf{a} \log r$	$\mathbf{r} \cdot \mathbf{a}/r^2$	$\mathbf{r} \times \mathbf{a}/r^2$	$(\mathbf{G} \cdot \mathbf{r})\mathbf{a}/r^2$

\mathbf{F}	$\nabla^2 \mathbf{F}$	$\nabla \nabla \cdot \mathbf{F}$
\mathbf{r}	0	0
$\mathbf{a} \times \mathbf{r}$	0	0
$\mathbf{a} r^n$	$n(n+1)r^{n-2}\mathbf{a}$	$n r^{n-2}\mathbf{a} + n(n-2)r^{n-4}(\mathbf{r} \cdot \mathbf{a})\mathbf{r}$
$\mathbf{r} r^n$	$n(n+3)r^{n-2}\mathbf{r}$	$n(n+3)r^{n-2}\mathbf{r}$
$\mathbf{a} \log r$	\mathbf{a}/r^2	$[r^2\mathbf{a} - 2(\mathbf{r} \cdot \mathbf{a})\mathbf{r}]/r^4$

8. $\frac{d}{dt}(\mathbf{F} + \mathbf{G}) = \frac{d\mathbf{F}}{dt} + \frac{d\mathbf{G}}{dt}$
9. $\frac{d}{dt}(\mathbf{F} \cdot \mathbf{G}) = \mathbf{F} \cdot \frac{d\mathbf{G}}{dt} + \frac{d\mathbf{F}}{dt} \cdot \mathbf{G}$
10. $\frac{d}{dt}(\mathbf{F} \times \mathbf{G}) = \mathbf{F} \times \frac{d\mathbf{G}}{dt} + \frac{d\mathbf{F}}{dt} \times \mathbf{G}$
11. $\frac{d}{dt}(\mathbf{V}_1 \times \mathbf{V}_2 \times \mathbf{V}_3) = \left(\frac{d\mathbf{V}_1}{dt}\right) \times (\mathbf{V}_2 \times \mathbf{V}_3) + \mathbf{V}_1 \times \left(\left(\frac{d\mathbf{V}_2}{dt}\right) \times \mathbf{V}_3\right) + \mathbf{V}_1 \times \left(\mathbf{V}_2 \times \left(\frac{d\mathbf{V}_3}{dt}\right)\right)$
12. $\frac{d}{dt}[\mathbf{V}_1 \mathbf{V}_2 \mathbf{V}_3] = \left[\left(\frac{d\mathbf{V}_1}{dt}\right) \mathbf{V}_2 \mathbf{V}_3\right] + \left[\mathbf{V}_1 \left(\frac{d\mathbf{V}_2}{dt}\right) \mathbf{V}_3\right] + \left[\mathbf{V}_1 \mathbf{V}_2 \left(\frac{d\mathbf{V}_3}{dt}\right)\right]$
13. If $A = A(t)$ and $B = B(t)$ are matrices then

- (a) $\frac{d}{dt}(AB) = \frac{dA}{dt}B + A\frac{dB}{dt}$
- (b) $\frac{d}{dt}(A \otimes B) = \frac{dA}{dt} \otimes B + A \otimes \frac{dB}{dt}$
- (c) $\frac{d}{dt}(A^{-1}) = -A\frac{dA}{dt}A^{-1}$

5.2 ORTHOGONAL COORDINATE SYSTEMS

In an orthogonal coordinate system, let $\{\mathbf{a}_i\}$ denote the unit vectors in each of the three coordinate directions, and let $\{u_i\}$ denote distance along each of these axes. The coordinate system may be designated by the *metric coefficients* $\{g_{11}, g_{22}, g_{33}\}$, defined by

$$g_{ii} = \left(\frac{\partial x_1}{\partial u_i} \right)^2 + \left(\frac{\partial x_2}{\partial u_i} \right)^2 + \left(\frac{\partial x_3}{\partial u_i} \right)^2,$$

where $\{x_1, x_2, x_3\}$ represent rectangular coordinates. Then define the $\{h_i\}$ by $h_i = \sqrt{g_{ii}}$. Finally, define $g = g_{11}g_{22}g_{33}$ so that $\sqrt{g} = h_1h_2h_3$.

In the following, ϕ represents a scalar, and $\mathbf{E} = E_1\mathbf{a}_1 + E_2\mathbf{a}_2 + E_3\mathbf{a}_3$ and $\mathbf{F} = F_1\mathbf{a}_1 + F_2\mathbf{a}_2 + F_3\mathbf{a}_3$ represent vectors.

$\text{grad } \phi = \nabla \phi = \text{the gradient of } \phi$

$$= \frac{\mathbf{a}_1}{\sqrt{g_{11}}} \frac{\partial \phi}{\partial u_1} + \frac{\mathbf{a}_2}{\sqrt{g_{22}}} \frac{\partial \phi}{\partial u_2} + \frac{\mathbf{a}_3}{\sqrt{g_{33}}} \frac{\partial \phi}{\partial u_3}, \quad (11)$$

$\text{div } \mathbf{E} = \nabla \cdot \mathbf{E} = \text{the divergence of } \mathbf{E}$

$$= \frac{1}{\sqrt{g}} \left\{ \frac{\partial}{\partial u_1} \left(\frac{gE_1}{g_{11}} \right) + \frac{\partial}{\partial u_2} \left(\frac{gE_2}{g_{22}} \right) + \frac{\partial}{\partial u_3} \left(\frac{gE_3}{g_{33}} \right) \right\}, \quad (12)$$

$\text{curl } \mathbf{E} = \nabla \times \mathbf{E} = \text{the curl of } \mathbf{E}$

$$= \mathbf{a}_1 \frac{\Gamma_1}{\sqrt{g_{11}}} + \mathbf{a}_2 \frac{\Gamma_2}{\sqrt{g_{22}}} + \mathbf{a}_3 \frac{\Gamma_3}{\sqrt{g_{33}}} = \begin{vmatrix} \frac{\mathbf{a}_1}{h_2h_3} & \frac{\mathbf{a}_2}{h_1h_3} & \frac{\mathbf{a}_3}{h_1h_2} \\ \frac{\partial}{\partial u_1} & \frac{\partial}{\partial u_2} & \frac{\partial}{\partial u_3} \\ h_1E_1 & h_2E_2 & h_3E_3 \end{vmatrix}, \quad (13)$$

$[(\mathbf{F} \cdot \nabla) \mathbf{E}]_j = \text{the convective operator}$

$$= \sum_{i=1}^3 \left[\frac{F_i}{h_i} \frac{\partial E_j}{\partial u_i} + \frac{E_i}{h_i h_j} \left(F_j \frac{\partial h_j}{\partial u_i} - F_i \frac{\partial h_i}{\partial u_j} \right) \right], \quad (14)$$

$\nabla^2 \phi = \text{the Laplacian of } \phi \text{ (sometimes written as } \Delta \phi \text{)}$

$$\begin{aligned} &= \frac{1}{h_1h_2h_3} \left\{ \frac{\partial}{\partial u_1} \left[\frac{h_2h_3}{h_1} \frac{\partial \phi}{\partial u_1} \right] + \frac{\partial}{\partial u_2} \left[\frac{h_3h_1}{h_2} \frac{\partial \phi}{\partial u_2} \right] + \frac{\partial}{\partial u_3} \left[\frac{h_1h_2}{h_3} \frac{\partial \phi}{\partial u_3} \right] \right\} \\ &= \frac{1}{\sqrt{g}} \left\{ \frac{\partial}{\partial u_1} \left[\frac{\sqrt{g}}{g_{11}} \frac{\partial \phi}{\partial u_1} \right] + \frac{\partial}{\partial u_2} \left[\frac{\sqrt{g}}{g_{22}} \frac{\partial \phi}{\partial u_2} \right] + \frac{\partial}{\partial u_3} \left[\frac{\sqrt{g}}{g_{33}} \frac{\partial \phi}{\partial u_3} \right] \right\}, \end{aligned} \quad (15)$$

$$\text{grad div } \mathbf{E} = \nabla(\nabla \cdot \mathbf{E}) = \frac{\mathbf{a}_1}{\sqrt{g_{11}}} \frac{\partial \Upsilon}{\partial x_1} + \frac{\mathbf{a}_2}{\sqrt{g_{22}}} \frac{\partial \Upsilon}{\partial x_2} + \frac{\mathbf{a}_3}{\sqrt{g_{33}}} \frac{\partial \Upsilon}{\partial x_3}, \quad (16)$$

$$\text{where } \Upsilon = \frac{1}{\sqrt{g}} \left\{ \frac{\partial}{\partial x_1} \left[E_1 \sqrt{\frac{g}{g_{11}}} \right] + \frac{\partial}{\partial x_2} \left[E_2 \sqrt{\frac{g}{g_{22}}} \right] + \frac{\partial}{\partial x_3} \left[E_3 \sqrt{\frac{g}{g_{33}}} \right] \right\}$$

$\text{curl curl } \mathbf{E} = \nabla \times (\nabla \times \mathbf{E})$

$$\begin{aligned} &= \mathbf{a}_1 \sqrt{\frac{g_{11}}{g}} \left[\frac{\partial \Gamma_3}{\partial x_2} - \frac{\partial \Gamma_2}{\partial x_3} \right] + \mathbf{a}_2 \sqrt{\frac{g_{22}}{g}} \left[\frac{\partial \Gamma_1}{\partial x_3} - \frac{\partial \Gamma_3}{\partial x_1} \right] + \mathbf{a}_3 \sqrt{\frac{g_{33}}{g}} \left[\frac{\partial \Gamma_2}{\partial x_1} - \frac{\partial \Gamma_1}{\partial x_2} \right] \\ \text{where } \Gamma_1 &= \frac{g_{11}}{\sqrt{g}} \left\{ \frac{\partial}{\partial x_2} (\sqrt{g_{33}} E_3) - \frac{\partial}{\partial x_3} (\sqrt{g_{22}} E_2) \right\}, \\ \Gamma_2 &= \frac{g_{22}}{\sqrt{g}} \left\{ \frac{\partial}{\partial x_3} (\sqrt{g_{11}} E_1) - \frac{\partial}{\partial x_1} (\sqrt{g_{33}} E_3) \right\}, \\ \Gamma_3 &= \frac{g_{33}}{\sqrt{g}} \left\{ \frac{\partial}{\partial x_1} (\sqrt{g_{22}} E_2) - \frac{\partial}{\partial x_2} (\sqrt{g_{11}} E_1) \right\}. \end{aligned} \quad (17)$$

Example Orthogonal Coordinate Systems

1. Rectangular coordinates $\{x, y, z\}$

Ranges: $-\infty < x < \infty$, $-\infty < y < \infty$, $-\infty < z < \infty$.

$$g_{11} = g_{22} = g_{33} = \sqrt{g} = 1.$$

In this coordinate system the following notation is sometimes used: $\mathbf{i} = \mathbf{a}_x$, $\mathbf{j} = \mathbf{a}_y$, $\mathbf{k} = \mathbf{a}_z$.

$$\begin{aligned}\text{grad } f &= \mathbf{a}_x \frac{\partial f}{\partial x} + \mathbf{a}_y \frac{\partial f}{\partial y} + \mathbf{a}_z \frac{\partial f}{\partial z} \\ \text{div } \mathbf{E} &= \frac{\partial}{\partial x}(E_x) + \frac{\partial}{\partial y}(E_y) + \frac{\partial}{\partial z}(E_z) \\ \text{curl } \mathbf{E} &= \left(\frac{\partial E_z}{\partial y} - \frac{\partial E_y}{\partial z} \right) \mathbf{a}_x + \left(\frac{\partial E_x}{\partial z} - \frac{\partial E_z}{\partial x} \right) \mathbf{a}_y + \left(\frac{\partial E_y}{\partial x} - \frac{\partial E_x}{\partial y} \right) \mathbf{a}_z \\ \nabla^2 f &= \frac{\partial^2 f}{\partial x^2} + \frac{\partial^2 f}{\partial y^2} + \frac{\partial^2 f}{\partial z^2} \\ [(\mathbf{F} \cdot \nabla) \mathbf{E}]_x &= F_x \frac{\partial E_x}{\partial x} + F_y \frac{\partial E_x}{\partial y} + F_z \frac{\partial E_x}{\partial z}\end{aligned}\tag{18}$$

2. Circular cylinder coordinates $\{r, \theta, z\}$

Relations: $x = r \cos \theta$, $y = r \sin \theta$, $z = z$.

Ranges: $0 \leq r < \infty$, $0 \leq \theta < 2\pi$, $-\infty < z < \infty$.

$$g_{11} = g_{33} = 1, \quad g_{22} = r^2, \quad \sqrt{g} = r.$$

$$\begin{aligned}\text{grad } f &= \mathbf{a}_r \frac{\partial f}{\partial r} + \frac{\mathbf{a}_\theta}{r} \frac{\partial f}{\partial \theta} + \mathbf{a}_z \frac{\partial f}{\partial z} \\ \text{div } \mathbf{E} &= \frac{1}{r} \frac{\partial}{\partial r}(r E_r) + \frac{1}{r} \frac{\partial E_\theta}{\partial \theta} + \frac{\partial E_z}{\partial z} \\ (\text{curl } \mathbf{E})_r &= \frac{1}{r} \frac{\partial E_z}{\partial \theta} - \frac{\partial E_\theta}{\partial z} \\ (\text{curl } \mathbf{E})_\theta &= \frac{\partial E_r}{\partial z} - \frac{\partial E_z}{\partial r} \\ (\text{curl } \mathbf{E})_z &= \frac{1}{r} \frac{\partial(r E_\theta)}{\partial r} - \frac{1}{r} \frac{\partial E_r}{\partial \theta} \\ \nabla^2 f &= \frac{1}{r} \frac{\partial}{\partial r} \left(r \frac{\partial f}{\partial r} \right) + \frac{1}{r^2} \frac{\partial^2 f}{\partial \theta^2} + \frac{\partial^2 f}{\partial z^2}\end{aligned}\tag{19}$$

3. Spherical coordinates $\{r, \theta, \psi\}$

Relations: $x = r \sin \theta \cos \phi$, $y = r \sin \theta \sin \phi$, $z = r \cos \theta$.

Ranges: $0 \leq r < \infty$, $0 \leq \theta \leq \pi$, $0 \leq \psi < 2\pi$.

$$g_{11} = 1, \quad g_{22} = r^2, \quad g_{33} = r^2 \sin^2 \theta, \quad \sqrt{g} = r^2 \sin \theta.$$

$$\begin{aligned}\text{grad } f &= \mathbf{e}_r \frac{\partial f}{\partial r} + \frac{\mathbf{e}_\theta}{r} \frac{\partial f}{\partial \theta} + \frac{\mathbf{e}_\phi}{r \sin \theta} \frac{\partial f}{\partial \phi} \\ \text{div } \mathbf{E} &= \frac{1}{r^2} \frac{\partial}{\partial r}(r^2 E_r) + \frac{1}{r \sin \theta} \frac{\partial}{\partial \theta}(E_\theta \sin \theta) + \frac{1}{r \sin \theta} \frac{\partial E_\phi}{\partial \phi} \\ (\text{curl } \mathbf{E})_r &= \frac{1}{r \sin \theta} \left[\frac{\partial}{\partial \theta}(E_\phi \sin \theta) - \frac{\partial A_\theta}{\partial \phi} \right] \\ (\text{curl } \mathbf{E})_\theta &= \frac{1}{r \sin \theta} \frac{\partial E_r}{\partial \phi} - \frac{1}{r} \frac{\partial(r E_\phi)}{\partial r} \\ (\text{curl } \mathbf{E})_\phi &= \frac{1}{r} \frac{\partial(r E_\theta)}{\partial r} - \frac{1}{r} \frac{\partial E_r}{\partial \theta} \\ \nabla^2 f &= \frac{1}{r^2} \frac{\partial}{\partial r} \left(r^2 \frac{\partial f}{\partial r} \right) + \frac{1}{r^2 \sin \theta} \frac{\partial}{\partial \theta} \left(\sin \theta \frac{\partial f}{\partial \theta} \right) + \frac{1}{r^2 \sin^2 \theta} \frac{\partial^2 f}{\partial \phi^2}\end{aligned}\tag{20}$$

5.3 INTEGRATION

The following is a brief discussion of some integration techniques. This introduction discusses a few of the important techniques which may be used, in conjunction with the integral table which follows, to integrate particular functions.

No matter how extensive the integral table, it is a fairly uncommon occurrence to find in the table the exact integral desired. Usually some form of transformation will have to be made. The simplest type of transformation, and yet the most general, is substitution. Simple forms of substitution, such as $y = ax$, are employed almost unconsciously by experienced users of integral tables. Other substitutions may require more thought. Finding the right substitution is largely a matter of intuition and experience.

Several precautions must be observed when using substitutions:

1. Be sure to make the substitution in the dx term, as well as everywhere else in the integral.
2. Be sure that the function substituted is one-to-one and continuous. If this is not the case, the integral must be restricted in such a way as to make it true.
3. With definite integrals, the limits should also be expressed in terms of the new dependent variable. With indefinite integrals, it is necessary to perform the reverse substitution to obtain the answer in terms of the original independent variable. This may also be done for definite integrals, but it is usually easier to change the limits.

And some useful notes

- Any rational function of x may be integrated if the denominator can be factored into linear and irreducible quadratic factors. The function may then be broken into partial fractions, and the individual partial fractions integrated by use of the appropriate formula from the integral table.
- Many integrals may be reduced to rational functions by proper substitutions. For example, $z = \tan \frac{x}{2}$ will reduce any rational function of the six trigonometric functions of x to a rational function of z . (There are other substitutions which may be simpler to use, but this one will always work.)
- Any rational function of x and $\sqrt{ax+b}$ may be reduced to a rational function of z by making the substitution $z = \sqrt{ax+b}$.
- The other main method of transforming integrals is integration by parts. $\int u dv = uv - \int v du$. The critical factor in this method is the choice of the functions u and v . In order for the method to be successful, $v = \int dv$ and $\int v du$ must be easier to integrate than the original integral. Once again, this choice is largely a matter of intuition and experience.

5.3.1 Integration Examples

Example: $\int \frac{x^4}{\sqrt{a^2 - x^2}} dx$

Here we make the substitution $x = |a| \sin \theta$. Then $dx = |a| \cos \theta d\theta$, and

$$\sqrt{a^2 - x^2} = \sqrt{a^2 - a^2 \sin^2 \theta} = |a| \sqrt{1 - \sin^2 \theta} = |a| \cos \theta$$

Notice the absolute value signs. It is very important to keep in mind that a square root radical always denotes the positive square root, and to assure the sign is always kept positive. Thus, $\sqrt{x^2} = |x|$. Failure to observe this is a common cause of errors in integration.

Notice also that the indicated substitution is not a one-to-one function, that is, it does not have a unique inverse. Thus, we must restrict the range of θ in such a way as to make the function one-to-one. Fortunately, this is easily done by solving for θ

$$\theta = \sin^{-1} \frac{x}{|a|}$$

and restricting the inverse sine to the principal values, $-\frac{\pi}{2} \leq \theta \leq \frac{\pi}{2}$.

Thus, the integral becomes

$$\int \frac{a^4 \sin^4 \theta |a| \cos \theta d\theta}{|a| |\cos \theta|}$$

Now, however, in the range of values chosen for θ , $\cos \theta$ is always positive. Thus, we may remove the absolute value signs from $\cos \theta$ in the denominator. (This is one of the reasons that the principal values of the inverse trigonometric functions are defined as they are.) Then the $\cos \theta$ terms cancel, and the integral becomes

$$a^4 \int \sin^4 \theta d\theta$$

By application of integral formulas 263 and 261, we integrate this to

$$-a^4 \frac{\sin^3 \theta \cos \theta}{4} - \frac{3a^4}{8} \cos \theta \sin \theta + \frac{3a^4}{8} \theta + C$$

Now we must perform the inverse substitution to get the result in terms of x . We have

$$\theta = \sin^{-1} \frac{x}{|a|} \quad \text{and} \quad \sin \theta = \frac{x}{|a|}$$

so that

$$\cos \theta = \pm \sqrt{1 - \sin^2 \theta} = \pm \sqrt{1 - \frac{x^2}{a^2}} = \pm \frac{\sqrt{a^2 - x^2}}{|a|}.$$

Because of the previously mentioned fact that $\cos \theta$ is positive, we may omit the \pm sign. The reverse substitution then produces the final answer

$$\int \frac{x^4}{\sqrt{a^2 - x^2}} dx = -\frac{1}{4}x^3 \sqrt{a^2 - x^2} - \frac{3}{8}a^2 x \sqrt{a^2 - x^2} + \frac{3}{8}a^4 \sin^{-1} \frac{x}{|a|} + C.$$

Example: $\int x \sin x dx$

Two obvious choices for integration by parts are $u = x$, $dv = \sin x dx$, or $u = \sin x$, $dv = x dx$. Since a preliminary mental calculation indicates that $\int v du$ in the second choice would be more, rather than less, complicated than the original integral (it would contain x^2), we use the first choice. We have $\{u = x \text{ and therefore } du = dx\}$ and $\{dv = \sin x dx \text{ and therefore } v = -\cos x\}$. Hence

$$\int x \sin x dx = \int u dv = uv - \int v du = -x \cos x + \int \cos x dx = \sin x - x \cos x$$

Of course, this result could have been obtained directly from the integral table, but it provides a simple example of the method. In more complicated examples the choice of u and v may not be so obvious, and several choices may have to be tried. Of course, there is no guarantee that any of them will work.

Integration by parts may be applied more than once, or combined with substitution. A fairly common case is illustrated by the following example.

Example: $\int e^x \sin x dx$

We have $\{u = e^x \text{ and therefore } du = e^x dx\}$ and $\{dv = \sin x dx \text{ and therefore } v = -\cos x\}$. Hence

$$\int e^x \sin x dx = \int u dv = uv - \int v du = -e^x \cos x + \int e^x \cos x dx$$

In this latter integral $\{u = e^x \text{ and therefore } du = e^x dx\}$ and $\{dv = \cos x dx \text{ and therefore } v = \sin x\}$ so that

$$\begin{aligned} \int e^x \sin x dx &= -e^x \cos x + \int e^x \cos x dx = -e^x \cos x + \int u dv \\ &= -e^x \cos x + uv - \int v du \\ &= -e^x \cos x + e^x \sin x - \int e^x \sin x dx \end{aligned}$$

This looks as if a circular transformation has taken place, since we are back at the same integral we started from. However, the above equation can be solved algebraically for the required integral:

$$\int e^x \sin x dx = \frac{1}{2}e^x \sin x - \frac{1}{2}e^x \cos x$$

In the second integration by parts, if the parts had been chosen as $u = \cos x$, $dv = e^x dx$, we would indeed have made a circular transformation, and returned to the starting place.

Example: The following rule is called the **extended rule for integration by parts**. It is the result of $n + 1$ successive applications of integration by parts. If

$$g_1(x) = \int g(x) dx, \quad g_2(x) = \int g_1(x) dx, \quad \dots, \quad g_m(x) = \int g_{m-1}(x) dx, \dots,$$

then

$$\begin{aligned} \int f(x) g(x) dx &= f(x) g_1(x) - f'(x) g_2(x) + f''(x) g_3(x) - \dots \\ &\quad + (-1)^n f^{(n)}(x) g_{n+1}(x) + (-1)^{n+1} \int f^{(n+1)}(x) g_{n+1}(x) dx. \end{aligned}$$

1. A useful special case of the above rule is when $f(x)$ is a polynomial of degree n . Then $f^{(n+1)}(x) = 0$, and

$$\int f(x) g(x) dx = f(x) g_1(x) - f'(x) g_2(x) + f''(x) g_3(x) - \cdots + (-1)^n f^{(n)}(x) g_{n+1}(x) + C$$

For example: if $f(x) = x^2$ and $g(x) = \sin x$ then

$$\int x^2 \sin x dx = -x^2 \cos x + 2x \sin x + 2 \cos x + C$$

2. Another application of this formula occurs if

$$f''(x) = af(x) \quad \text{and} \quad g''(x) = bg(x),$$

where a and b are unequal constants. In this case, by a process similar to that used in the above example for $\int e^x \sin x dx$, we obtain the formula

$$\int f(x)g(x) dx = \frac{f(x) g'(x) - f'(x) g(x)}{b - a} + C$$

For example: if $f(x) = e^{2x}$ and $g(x) = \sin 3x$, then $a = 4$, $b = -9$, and

$$\int e^{2x} \sin 3x dx = \frac{3 e^{2x} \cos 3x - 2 e^{2x} \sin 3x}{-9 - 4} + C = \frac{e^{2x}}{13} (2 \sin 3x - 3 \cos 3x) + C$$

5.3.2 Transformation of Integrals

Assume the following

1. s is the distance along a curve “ C ” in space and is measured from some fixed point.
2. S is a surface area
3. V is a volume contained by a specified surface
4. $\hat{\mathbf{t}}$ is the unit tangent to C at the point
5. $\hat{\mathbf{n}}$ is the unit outward pointing normal
6. \mathbf{F} is some vector function
7. ds is the vector element of curve (that is, $\hat{\mathbf{t}} ds$)
8. dS is the vector element of surface (that is, $\hat{\mathbf{n}} dS$)

then

1. $\int_C \mathbf{F} \cdot \hat{\mathbf{t}} ds = \int_C \mathbf{F}$ and when $\mathbf{F} = \nabla \phi$ then $\int_C (\nabla \phi) \cdot \hat{\mathbf{t}} ds = \int_C d\phi$

2. **Gauss’ Theorem** When S defines a closed region having a volume V :

$$\iiint_V (\nabla \cdot \mathbf{F}) dV = \iint_S \mathbf{F} \cdot \hat{\mathbf{n}} dS = \iint_S \mathbf{F} \cdot dS$$

also

$$\iiint_V (\nabla \phi) dV = \iint_S \phi \hat{\mathbf{n}} dS \quad \text{and} \quad \iiint_V (\nabla \times \mathbf{F}) dV = \iint_S (\hat{\mathbf{n}} \times \mathbf{F}) dS$$

3. **Stokes’ Theorem** When C is closed and bounds the open surface S :

$$\iint_S \hat{\mathbf{n}} \cdot (\nabla \times \mathbf{F}) dS = \int_C \mathbf{F} \cdot ds \quad \iint_S (\hat{\mathbf{n}} \times \nabla \phi) dS = \int_{(c)} \phi ds$$

4. **Green’s Theorem**

$$\begin{aligned} \iint_S (\nabla \phi \cdot \nabla \theta) dS &= \iint_S \phi \hat{\mathbf{n}} \cdot (\nabla \theta) dS = \iiint_V \phi (\nabla^2 \theta) dV \\ &= \iint_S \theta \hat{\mathbf{n}} \cdot (\nabla \phi) dS = \iiint_V \theta (\nabla^2 \phi) dV \end{aligned}$$

5.3.3 Table of Integrals

The following additional points should be observed when using this table.

1. A constant of integration is to be supplied with the answers for indefinite integrals.
2. Logarithmic expressions are to base $e = 2.71828 \dots$, unless otherwise specified, and are to be evaluated for the absolute value of the arguments.
3. All angles are measured in radians, and inverse trigonometric and hyperbolic functions represent principal values, unless otherwise indicated.
4. If the application of a formula produces either a zero denominator or the square root of a negative number in the result, there is usually available another form of the answer which avoids this difficulty.
5. When inverse trigonometric functions occur in the integrals, be sure that any replacements made for them are strictly in accordance with the rules for such functions. This causes little difficulty when the argument of the inverse trigonometric function is positive, since then all angles involved are in the first quadrant. However, if the argument is negative, special care must be used. Thus if $u > 0$,

$$\sin^{-1} u = \cos^{-1} \sqrt{1 - u^2} = \csc^{-1} \frac{1}{u}, \text{ etc.}$$

However, if $u < 0$,

$$\sin^{-1} u = -\cos^{-1} \sqrt{1 - u^2} = -\pi - \csc^{-1} \frac{1}{u}, \text{ etc.}$$

6. B_n and E_n are sometimes used; they represent the *Bernoulli numbers* and *Euler numbers*.

Elementary Forms

1. $\int a \, dx = ax$
2. $\int a \, f(x) \, dx = a \int f(x) \, dx$
3. $\int \phi(y) \, dx = \int \frac{\phi(y)}{y'} \, dy$, where $y' = \frac{dy}{dx}$
4. $\int (u + v) \, dx = \int u \, dx + \int v \, dx$, where u and v are any functions of x
5. $\int u \, dv = u \int dv - \int v \, du = uv - \int v \, du$
6. $\int u \frac{dv}{dx} \, dx = uv - \int v \frac{du}{dx} \, dx$
7. $\int x^n \, dx = \frac{x^{n+1}}{n+1}$, except $n = -1$
8. $\int \frac{f'(x) \, dx}{f(x)} = \log f(x)$, ($df(x) = f'(x) \, dx$)
9. $\int \frac{dx}{x} = \log x$
10. $\int \frac{f'(x) \, dx}{2\sqrt{f(x)}} = \sqrt{f(x)}$, ($df(x) = f'(x) \, dx$)
11. $\int e^x \, dx = e^x$
12. $\int e^{ax} \, dx = e^{ax}/a$
13. $\int b^{ax} \, dx = \frac{b^{ax}}{a \log b}$, ($b > 0$)
14. $\int \log x \, dx = x \log x - x$
15. $\int \frac{dx}{a^2 + x^2} = \frac{1}{a} \tan^{-1} \frac{x}{a}$
16. $\int \frac{dx}{x^2 - a^2} = \begin{cases} -\frac{1}{a} \coth^{-1} \frac{x}{a} \\ \text{or} \\ \frac{1}{2a} \log \frac{x-a}{x+a} \end{cases}$
17. $\int \frac{dx}{\sqrt{a^2 - x^2}} = \begin{cases} \sin^{-1} \frac{x}{|a|} \\ \text{or} \\ -\cos^{-1} \frac{x}{|a|} \end{cases}$
18. $\int \frac{dx}{\sqrt{x^2 \pm a^2}} = \log(x + \sqrt{x^2 \pm a^2})$

$$19. \int \frac{dx}{x\sqrt{x^2 - a^2}} = \frac{1}{|a|} \sec^{-1} \frac{x}{a}$$

$$20. \int \frac{dx}{x\sqrt{a^2 \pm x^2}} = -\frac{1}{a} \log \left(\frac{a + \sqrt{a^2 \pm x^2}}{x} \right)$$

FORMS CONTAINING $(a + bx)$

For forms containing $a + bx$, but not listed in the table, the substitution $u = \frac{a+bx}{x}$ may prove helpful.

$$21. \int (a + bx)^n dx = \frac{(a + bx)^{n+1}}{(n+1)b}, \quad (n \neq -1)$$

$$22. \int x(a + bx)^n dx = \frac{1}{b^2(n+2)}(a + bx)^{n+2} - \frac{a}{b^2(n+1)}(a + bx)^{n+1}, \quad (n \neq -1, -2)$$

$$23. \int x^2(a + bx)^n dx = \frac{1}{b^3} \left[\frac{(a + bx)^{n+3}}{n+3} - 2a \frac{(a + bx)^{n+2}}{n+2} + a^2 \frac{(a + bx)^{n+1}}{n+1} \right]$$

$$24. \int x^m(a + bx)^n dx = \begin{cases} \frac{x^{\frac{m+1}{b}}(a+bx)^n}{\frac{m+1}{b} + \frac{an}{m+n+1}} + \frac{an}{m+n+1} \int x^m(a + bx)^{n-1} dx \\ \text{or} \\ \frac{1}{a(n+1)} \left[-x^{m+1}(a + bx)^{n+1} + (m+n+2) \int x^m(a + bx)^{n+1} dx \right] \\ \text{or} \\ \frac{1}{b(m+n+1)} \left[x^m(a + bx)^{n+1} - ma \int x^{m-1}(a + bx)^n dx \right] \end{cases}$$

$$25. \int \frac{dx}{a + bx} = \frac{1}{b} \log(a + bx)$$

$$26. \int \frac{dx}{(a + bx)^2} = -\frac{1}{b(a + bx)}$$

$$27. \int \frac{dx}{(a + bx)^3} = -\frac{1}{2b(a + bx)^2}$$

$$28. \int \frac{x dx}{a + bx} = \begin{cases} \frac{1}{b^2} [a + bx - a \log(a + bx)] \\ \text{or} \\ \frac{x}{b} - \frac{a}{b^2} \log(a + bx) \end{cases}$$

$$29. \int \frac{x dx}{(a + bx)^2} = \frac{1}{b^2} \left[\log(a + bx) + \frac{a}{a + bx} \right]$$

$$30. \int \frac{x dx}{(a + bx)^n} = \frac{1}{b^2} \left[\frac{-1}{(n-2)(a + bx)^{n-2}} + \frac{a}{(n-1)(a + bx)^{n-1}} \right], \quad n \neq 1, 2$$

$$31. \int \frac{x^2 dx}{a + bx} = \frac{1}{b^3} \left[\frac{1}{2}(a + bx)^2 - 2a(a + bx) + a^2 \log(a + bx) \right]$$

$$32. \int \frac{x^2 dx}{(a + bx)^2} = \frac{1}{b^3} \left[a + bx - 2a \log(a + bx) - \frac{a^2}{a + bx} \right]$$

$$33. \int \frac{x^2 dx}{(a + bx)^3} = \frac{1}{b^3} \left[\log(a + bx) + \frac{2a}{a + bx} - \frac{a^2}{2(a + bx)^2} \right]$$

$$34. \int \frac{x^2 dx}{(a + bx)^n} = \frac{1}{b^3} \left[\frac{-1}{(n-3)(a + bx)^{n-3}} + \frac{2a}{(n-2)(a + bx)^{n-2}} - \frac{a^2}{(n-1)(a + bx)^{n-1}} \right], \quad n \neq 1, 2, 3$$

$$35. \int \frac{dx}{x(a + bx)} = -\frac{1}{a} \log \frac{a + bx}{x}$$

$$36. \int \frac{dx}{x(a + bx)^2} = \frac{1}{a(a + bx)} - \frac{1}{a^2} \log \frac{a + bx}{x}$$

$$37. \int \frac{dx}{x(a + bx)^3} = \frac{1}{a^3} \left[\frac{1}{2} \left(\frac{2a + bx}{a + bx} \right)^2 + \log \frac{x}{a + bx} \right]$$

$$38. \int \frac{dx}{x^2(a + bx)} = -\frac{1}{ax} + \frac{b}{a^2} \log \frac{a + bx}{x}$$

$$39. \int \frac{dx}{x^3(a + bx)} = \frac{2bx - a}{2a^2x^2} + \frac{b^2}{a^3} \log \frac{x}{a + bx}$$

$$40. \int \frac{dx}{x^2(a + bx)^2} = -\frac{a + 2bx}{a^2x(a + bx)} + \frac{2b}{a^3} \log \frac{a + bx}{x}$$

FORMS CONTAINING $c^2 \pm x^2$ or $x^2 - c^2$

41. $\int \frac{dx}{c^2 + x^2} = \frac{1}{c} \tan^{-1} \frac{x}{c}$
42. $\int \frac{dx}{c^2 - x^2} = \frac{1}{2c} \log \frac{c+x}{c-x}, \quad (c^2 > x^2)$
43. $\int \frac{dx}{x^2 - c^2} = \frac{1}{2c} \log \frac{x-c}{x+c}, \quad (x^2 > c^2)$
44. $\int \frac{x dx}{c^2 \pm x^2} = \pm \frac{1}{2} \log(c^2 \pm x^2)$
45. $\int \frac{x dx}{(c^2 \pm x^2)^{n+1}} = \mp \frac{1}{2n(c^2 \pm x^2)^n}$
46. $\int \frac{dx}{(c^2 + x^2)^n} = \frac{1}{2c^2(n-1)} \left[\frac{x}{(c^2 + x^2)^{n-1}} + (2n-3) \int \frac{dx}{(c^2 + x^2)^{n-1}} \right]$
47. $\int \frac{dx}{(x^2 - c^2)^n} = \frac{1}{2c^2(n-1)} \left[-\frac{x}{(x^2 - c^2)^{n-1}} - (2n-3) \int \frac{dx}{(x^2 - c^2)^{n-1}} \right]$
48. $\int \frac{x dx}{x^2 - c^2} = \frac{1}{2} \log(x^2 - c^2)$
49. $\int \frac{x dx}{(x^2 - c^2)^{n+1}} = -\frac{1}{2n(x^2 - c^2)^n}$

FORMS CONTAINING $a + bx$ and $c + dx$

Define $u = a + bx$, $v = c + dx$, and $k = ad - bc$. If $k = 0$, then $v = \frac{c}{a}u$.

50. $\int \frac{dx}{u v} = \frac{1}{k} \log \left(\frac{v}{u} \right)$
51. $\int \frac{x dx}{u v} = \frac{1}{k} \left[\frac{a}{b} \log(u) - \frac{c}{d} \log(v) \right]$
52. $\int \frac{dx}{u^2 v} = \frac{1}{k} \left(\frac{1}{u} + \frac{d}{k} \log \frac{v}{u} \right)$
53. $\int \frac{x dx}{u^2 v} = \frac{-a}{bku} - \frac{c}{k^2} \log \frac{v}{u}$
54. $\int \frac{x^2 dx}{u^2 v} = \frac{a^2}{b^2 ku} + \frac{1}{k^2} \left[\frac{c^2}{d} \log(v) + \frac{a(k-bc)}{b^2} \log(u) \right]$
55. $\int \frac{dx}{u^n v^m} = \frac{1}{k(m-1)} \left[\frac{-1}{u^{n-1} v^{m-1}} - (m+n-2)b \int \frac{dx}{u^n v^{m-1}} \right]$
56. $\int \frac{u}{v} dx = \frac{bx}{d} + \frac{k}{d^2} \log(v)$
57. $\int \frac{u^m dx}{v^n} = \begin{cases} \frac{-1}{k(n-1)} \left[\frac{u^{m+1}}{v^{n-1}} + b(n-m-2) \int \frac{u^m}{v^{n-1}} dx \right] \\ \text{or} \\ \frac{-1}{d(n-m-1)} \left[\frac{u^m}{v^{n-1}} + mk \int \frac{u^{m-1}}{v^n} dx \right] \\ \text{or} \\ \frac{-1}{d(n-1)} \left[\frac{u^m}{v^{n-1}} - mb \int \frac{u^{m-1}}{v^{n-1}} dx \right] \end{cases}$

FORMS CONTAINING $(a + bx^n)$

58. $\int \frac{dx}{a + bx^2} = \frac{1}{\sqrt{ab}} \tan^{-1} \frac{x\sqrt{ab}}{a}, \quad (ab > 0)$
59. $\int \frac{dx}{a + bx^2} = \begin{cases} \frac{1}{2\sqrt{-ab}} \log \frac{a + x\sqrt{-ab}}{a - x\sqrt{-ab}} & (ab < 0) \\ \text{or} \\ \frac{1}{\sqrt{-ab}} \tanh^{-1} \frac{x\sqrt{-ab}}{a}, & (ab < 0) \end{cases}$
60. $\int \frac{dx}{a^2 + b^2 x^2} = \frac{1}{ab} \tan^{-1} \frac{bx}{a}$

61. $\int \frac{x dx}{a + bx^2} = \frac{1}{2b} \log(a + bx^2)$
62. $\int \frac{x^2 dx}{a + bx^2} = \frac{x}{b} - \frac{a}{b} \int \frac{dx}{a + bx^2}$
63. $\int \frac{dx}{(a + bx^2)^2} = \frac{x}{2a(a + bx^2)} + \frac{1}{2a} \int \frac{dx}{a + bx^2}$
64. $\int \frac{dx}{a^2 - b^2 x^2} = \frac{1}{2ab} \log \frac{a + bx}{a - bx}$
65. $\int \frac{dx}{(a + bx^2)^{m+1}} = \frac{1}{2ma} \frac{x}{(a + bx^2)^m} + \frac{2m-1}{2ma} \int \frac{dx}{(a + bx^2)^m}$
66. $\int \frac{x dx}{(a + bx^2)^{m+1}} = -\frac{1}{2bm(a + bx^2)^m}$
67. $\int \frac{x^2 dx}{(a + bx^2)^{m+1}} = \frac{-x}{2mb(a + bx^2)^m} + \frac{1}{2mb} \int \frac{dx}{(a + bx^2)^m}$
68. $\int \frac{dx}{x(a + bx^2)} = \frac{1}{2a} \log \frac{x^2}{a + bx^2}$
69. $\int \frac{dx}{x^2(a + bx^2)} = -\frac{1}{ax} - \frac{b}{a} \int \frac{dx}{a + bx^2}$
70. $\int \frac{dx}{x(a + bx^2)^{m+1}} = \frac{1}{2am(a + bx^2)^m} + \frac{1}{a} \int \frac{dx}{x(a + bx^2)^m}$
71. $\int \frac{dx}{x^2(a + bx^2)^{m+1}} = \frac{1}{a} \int \frac{dx}{x^2(a + bx^2)^m} - \frac{1}{a} \int \frac{dx}{(a + bx^2)^{m+1}}$
72. $\int \frac{dx}{a + bx^3} = \frac{k}{3a} \left[\frac{1}{2} \log \frac{(k+x)^3}{a + bx^3} + \sqrt{3} \tan^{-1} \frac{2x-k}{k\sqrt{3}} \right], \quad \left(k = \sqrt[3]{\frac{a}{b}} \right)$
73. $\int \frac{x dx}{a + bx^3} = \frac{1}{3bk} \left[\frac{1}{2} \log \frac{a + bx^3}{(k+x)^3} + \sqrt{3} \tan^{-1} \frac{2x-k}{k\sqrt{3}} \right], \quad \left(k = \sqrt[3]{\frac{a}{b}} \right)$
74. $\int \frac{x^2 dx}{a + bx^3} = \frac{1}{3b} \log(a + bx^3)$
75. $\int \frac{dx}{a + bx^4} = \frac{k}{2a} \left[\frac{1}{2} \log \frac{x^2 + 2kx + 2k^2}{x^2 - 2kx + 2k^2} + \tan^{-1} \frac{2kx}{2k^2 - x^2} \right], \quad \left(ab > 0, k = \sqrt[4]{\frac{a}{b}} \right)$
76. $\int \frac{dx}{a + bx^4} = \frac{k}{2a} \left[\frac{1}{2} \log \frac{x+k}{x-k} + \tan^{-1} \frac{x}{k} \right], \quad \left(ab < 0, k = \sqrt[4]{-\frac{a}{b}} \right)$
77. $\int \frac{x dx}{a + bx^4} = \frac{1}{2bk} \tan^{-1} \frac{x^2}{k}, \quad \left(ab > 0, k = \sqrt{\frac{a}{b}} \right)$
78. $\int \frac{x dx}{a + bx^4} = \frac{1}{4bk} \log \frac{x^2 - k}{x^2 + k}, \quad \left(ab < 0, k = \sqrt{-\frac{a}{b}} \right)$
79. $\int \frac{x^2 dx}{a + bx^4} = \frac{1}{4bk} \left[\frac{1}{2} \log \frac{x^2 - 2kx + 2k^2}{x^2 + 2kx + 2k^2} + \tan^{-1} \frac{2kx}{2k^2 - x^2} \right], \quad \left(ab > 0, k = \sqrt[4]{\frac{a}{b}} \right)$
80. $\int \frac{x^2 dx}{a + bx^4} = \frac{1}{4bk} \left[\log \frac{x-k}{x+k} + 2 \tan^{-1} \frac{x}{k} \right], \quad \left(ab < 0, k = \sqrt[4]{-\frac{a}{b}} \right)$
81. $\int \frac{x^3 dx}{a + bx^4} = \frac{1}{4b} \log(a + bx^4)$
82. $\int \frac{dx}{x(a + bx^n)} = \frac{1}{an} \log \frac{x^n}{a + bx^n}$
83. $\int \frac{dx}{(a + bx^n)^{m+1}} = \frac{1}{a} \int \frac{dx}{(a + bx^n)^m} - \frac{b}{a} \int \frac{x^n dx}{(a + bx^n)^{m+1}}$
84. $\int \frac{x^m dx}{(a + bx^n)^{p+1}} = \frac{1}{b} \int \frac{x^{m-n} dx}{(a + bx^n)^p} - \frac{a}{b} \int \frac{x^{m-n} dx}{(a + bx^n)^{p+1}}$
85. $\int \frac{dx}{x^m(a + bx^n)^{p+1}} = \frac{1}{a} \int \frac{dx}{x^{m-n}(a + bx^n)^p} - \frac{b}{a} \int \frac{dx}{x^{m-n}(a + bx^n)^{p+1}}$
86. $\int x^m(a + bx^n)^p dx = \begin{cases} \frac{1}{b(np+m+1)} [x^{m-n+1}(a + bx^n)^{p+1} - a(m-n+1) \int x^{m-n}(a + bx^n)^p dx] \\ \text{or} \\ \frac{1}{np+m+1} [x^{m+1}(a + bx^n)^p + anp \int x^m(a + bx^n)^{p-1} dx] \\ \text{or} \\ \frac{1}{a(m+1)} [x^{m+1}(a + bx^n)^{p+1} - (m+1+np+n)b \int x^{m+n}(a + bx^n)^p dx] \\ \text{or} \\ \frac{1}{an(p+1)} [-x^{m+1}(a + bx^n)^{p+1} + (m+1+np+n) \int x^m(a + bx^n)^{p+1} dx] \end{cases}$

FORMS CONTAINING $c^3 \pm x^3$

87. $\int \frac{dx}{c^3 \pm x^3} = \pm \frac{1}{6c^2} \log \frac{(c \pm x)^3}{c^3 \pm x^3} + \frac{1}{c^2 \sqrt{3}} \tan^{-1} \frac{2x \mp c}{c \sqrt{3}}$
88. $\int \frac{dx}{(c^3 \pm x^3)^2} = \frac{x}{3c^3(c^3 \pm x^3)} + \frac{2}{3c^3} \int \frac{dx}{c^3 \pm x^3}$
89. $\int \frac{dx}{(c^3 \pm x^3)^{n+1}} = \frac{1}{3nc^3} \left[\frac{x}{(c^3 \pm x^3)^n} + (3n-1) \int \frac{dx}{(c^3 \pm x^3)^n} \right]$
90. $\int \frac{x dx}{c^3 \pm x^3} = \frac{1}{6c} \log \frac{c^3 \pm x^3}{(c \pm x)^3} \pm \frac{1}{c \sqrt{3}} \tan^{-1} \frac{2x \mp c}{c \sqrt{3}}$
91. $\int \frac{x dx}{(c^3 \pm x^3)^2} = \frac{x^2}{3c^3(c^3 \pm x^3)} + \frac{1}{3c^3} \int \frac{x dx}{c^3 \pm x^3}$
92. $\int \frac{x dx}{(c^3 \pm x^3)^{n+1}} = \frac{1}{3nc^3} \left[\frac{x^2}{(c^3 \pm x^3)^n} + (3n-2) \int \frac{x dx}{(c^3 \pm x^3)^n} \right]$
93. $\int \frac{x^2 dx}{c^3 \pm x^3} = \pm \frac{1}{3} \log(c^3 \pm x^3)$
94. $\int \frac{x^2 dx}{(c^3 \pm x^3)^{n+1}} = \mp \frac{1}{3n(c^3 \pm x^3)^n}$
95. $\int \frac{dx}{x(c^3 \pm x^3)} = \frac{1}{3c^3} \log \frac{x^3}{c^3 \pm x^3}$
96. $\int \frac{dx}{x(c^3 \pm x^3)^2} = \frac{1}{3c^3(c^3 \pm x^3)} + \frac{1}{3c^6} \log \frac{x^3}{c^3 \pm x^3}$
97. $\int \frac{dx}{x(c^3 \pm x^3)^{n+1}} = \frac{1}{3nc^3(c^3 \pm x^3)^n} + \frac{1}{c^3} \int \frac{dx}{x(c^3 \pm x^3)^n}$
98. $\int \frac{dx}{x^2(c^3 \pm x^3)} = -\frac{1}{c^3 x} \mp \frac{1}{c^3} \int \frac{x dx}{c^3 \pm x^3}$
99. $\int \frac{dx}{x^2(c^3 \pm x^3)^{n+1}} = \frac{1}{c^3} \int \frac{dx}{x^2(c^3 \pm x^3)^n} \mp \frac{1}{c^3} \int \frac{x dx}{(c^3 \pm x^3)^{n+1}}$

FORMS CONTAINING $c^4 \pm x^4$

100. $\int \frac{dx}{c^4 + x^4} = \frac{1}{2c^3 \sqrt{2}} \left[\frac{1}{2} \log \frac{x^2 + cx\sqrt{2} + c^2}{x^2 - cx\sqrt{2} + c^2} + \tan^{-1} \frac{cx\sqrt{2}}{c^2 - x^2} \right]$
101. $\int \frac{dx}{c^4 - x^4} = \frac{1}{2c^3} \left[\frac{1}{2} \log \frac{c+x}{c-x} + \tan^{-1} \frac{x}{c} \right]$
102. $\int \frac{x dx}{c^4 + x^4} = \frac{1}{2c^2} \tan^{-1} \frac{x^2}{c^2}$
103. $\int \frac{x dx}{c^4 - x^4} = \frac{1}{4c^2} \log \frac{c^2 + x^2}{c^2 - x^2}$
104. $\int \frac{x^2 dx}{c^4 + x^4} = \frac{1}{2c\sqrt{2}} \left[\frac{1}{2} \log \frac{x^2 - cx\sqrt{2} + c^2}{x^2 + cx\sqrt{2} + c^2} + \tan^{-1} \frac{cx\sqrt{2}}{c^2 - x^2} \right]$
105. $\int \frac{x^2 dx}{c^4 - x^4} = \frac{1}{2c} \left[\frac{1}{2} \log \frac{c+x}{c-x} - \tan^{-1} \frac{x}{c} \right]$
106. $\int \frac{x^3 dx}{c^4 \pm x^4} = \pm \frac{1}{4} \log(c^4 \pm x^4)$

FORMS CONTAINING $(a + bx + cx^2)$

Define $X = a + bx + cx^2$ and $q = 4ac - b^2$. If $q = 0$, then $X = c \left(x + \frac{b}{2c} \right)^2$, and other formulas should be used in place of these.

107. $\int \frac{dx}{X} = \frac{2}{\sqrt{q}} \tan^{-1} \frac{2cx+b}{\sqrt{q}}, \quad (q > 0)$
108. $\int \frac{dx}{X} = \begin{cases} \frac{-2}{\sqrt{-q}} \tanh^{-1} \frac{2cx+b}{\sqrt{-q}} \\ \text{or} \\ \frac{-1}{\sqrt{-q}} \log \frac{2cx+b-\sqrt{-q}}{2cx+b+\sqrt{-q}}, \end{cases} \quad (q < 0)$
109. $\int \frac{dx}{x^2} = \frac{2cx+b}{qX} + \frac{2c}{q} \int \frac{dx}{X}$
110. $\int \frac{dx}{X^3} = \frac{2cx+b}{q} \left(\frac{1}{2X^2} + \frac{3c}{qX} \right) + \frac{6c^2}{q^2} \int \frac{dx}{X}$
111. $\int \frac{dx}{X^{n+1}} = \frac{2cx+b}{nqX^n} + \frac{2(2n-1)c}{qn} \int \frac{dx}{X^n}$
112. $\int \frac{x dx}{X} = \frac{1}{2c} \log X - \frac{b}{2c} \int \frac{dx}{X}$

$$\begin{aligned}
113. \quad & \int \frac{x dx}{x^2} = \frac{bx+2a}{qX} - \frac{b}{q} \int \frac{dx}{X} \\
114. \quad & \int \frac{x dx}{X^{n+1}} = -\frac{2a+bx}{nqX^n} - \frac{b(2n-1)}{nq} \int \frac{dx}{X^n} \\
115. \quad & \int \frac{x^2}{X} dx = \frac{x}{c} - \frac{b}{2c^2} \log X + \frac{b^2-2ac}{2c^2} \int \frac{dx}{X} \\
116. \quad & \int \frac{x^2}{x^2} dx = \frac{(b^2-2ac)x+ab}{cqX} + \frac{2a}{q} \int \frac{dx}{X} \\
117. \quad & \int \frac{x^m dx}{X^{n+1}} = -\frac{x^{m-1}}{(2n-m+1)cX^n} - \frac{n-m+1}{2n-m+1} \frac{b}{c} \int \frac{x^{m-1} dx}{X^{n+1}} + \frac{m-1}{2n-m+1} \frac{a}{c} \int \frac{x^{m-2} dx}{X^{n+1}} \\
118. \quad & \int \frac{dx}{xX} = \frac{1}{2a} \log \frac{x^2}{X} - \frac{b}{2a} \int \frac{dx}{X} \\
119. \quad & \int \frac{dx}{x^2 X} = \frac{b}{2a^2} \log \frac{X}{x^2} - \frac{1}{ax} + \left(\frac{b^2}{2a^2} - \frac{c}{a} \right) \int \frac{dx}{X} \\
120. \quad & \int \frac{dx}{xX^n} = \frac{1}{2a(n-1)X^{n-1}} - \frac{b}{2a} \int \frac{dx}{X^n} + \frac{1}{a} \int \frac{dx}{xX^{n-1}} \\
121. \quad & \int \frac{dx}{x^m X^{n+1}} = -\frac{1}{(m-1)ax^{m-1}X^n} - \frac{n+m-1}{m-1} \frac{b}{a} \int \frac{dx}{x^{m-1}X^{n+1}} \\
& \quad - \frac{2n+m-1}{m-1} \frac{c}{a} \int \frac{dx}{x^{m-2}X^{n+1}}
\end{aligned}$$

FORMS CONTAINING $\sqrt{a+bx}$

$$\begin{aligned}
122. \quad & \int \sqrt{a+bx} dx = \frac{2}{3b} \sqrt{(a+bx)^3} \\
123. \quad & \int x\sqrt{a+bx} dx = -\frac{2(2a-3bx)\sqrt{(a+bx)^3}}{15b^2} \\
124. \quad & \int x^2\sqrt{a+bx} dx = \frac{2(8a^2-12abx+15b^2x^2)\sqrt{(a+bx)^3}}{105b^3} \\
125. \quad & \int x^m\sqrt{a+bx} dx = \frac{2}{b(2m+3)} \left[x^m\sqrt{(a+bx)^3} - ma \int x^{m-1}\sqrt{a+bx} dx \right] \\
126. \quad & \int \frac{\sqrt{a+bx}}{x} dx = 2\sqrt{a+bx} + a \int \frac{dx}{x\sqrt{a+bx}} \\
127. \quad & \int \frac{\sqrt{a+bx}}{x^2} dx = \frac{\sqrt{a+bx}}{x} + \frac{b}{2} \int \frac{dx}{x\sqrt{a+bx}} \\
128. \quad & \int \frac{\sqrt{a+bx}}{x^m} dx = -\frac{1}{(m-1)a} \left[\frac{\sqrt{(a+bx)^3}}{x^{m-1}} + \frac{(2m-5)b}{2} \int \frac{\sqrt{a+bx}}{x^{m-1}} dx \right] \\
129. \quad & \int \frac{dx}{\sqrt{a+bx}} = \frac{2\sqrt{a+bx}}{b} \\
130. \quad & \int \frac{x dx}{\sqrt{a+bx}} = -\frac{2(2a-bx)}{3b^2} \sqrt{a+bx} \\
131. \quad & \int \frac{x^2 dx}{\sqrt{a+bx}} = \frac{2(8a^2-4abx-3b^2x^2)}{15b^3} \sqrt{a+bx} \\
132. \quad & \int \frac{x^m dx}{\sqrt{a+bx}} = \frac{2}{(2m+1)b} \left[x^m\sqrt{a+bx} - ma \int \frac{x^{m-1} dx}{\sqrt{a+bx}} \right] \\
133. \quad & \int \frac{dx}{x\sqrt{a+bx}} = \frac{1}{\sqrt{a}} \log \left(\frac{\sqrt{a+bx}-\sqrt{a}}{\sqrt{a+bx}+\sqrt{a}} \right), \quad (a > 0) \\
134. \quad & \int \frac{dx}{x\sqrt{a+bx}} = \frac{2}{\sqrt{-a}} \tan^{-1} \sqrt{\frac{a+bx}{-a}}, \quad (a < 0) \\
135. \quad & \int \frac{dx}{x^2\sqrt{a+bx}} = -\frac{ax}{\sqrt{a+bx}} - \frac{b}{2a} \int \frac{dx}{x\sqrt{a+bx}} \\
136. \quad & \int \frac{dx}{x^n\sqrt{a+bx}} = -\frac{\sqrt{a+bx}}{(n-1)ax^{n-1}} - \frac{(2n-3)b}{(2n-2)a} \int \frac{dx}{x^{n-1}\sqrt{a+bx}} \\
137. \quad & \int \frac{dx}{x(a+bx)^{2m}} = \frac{1}{a} \int \frac{dx}{x(a+bx)^{2m-2}} - \frac{b}{a} \int \frac{dx}{(a+bx)^{2m}} \\
138. \quad & \int \frac{(a+bx)^{n/2} dx}{x} = b \int (a+bx)^{(n-2)/2} dx + a \int \frac{(a+bx)^{(n-2)/2}}{x} dx \\
139. \quad & \int f(x, \sqrt{a+bx}) dx = \frac{2}{b} \int f\left(\frac{z^2-a}{b}, z\right) z dz, \quad (z = \sqrt{a+bx})
\end{aligned}$$

FORMS CONTAINING $\sqrt{a+bx}$ and $\sqrt{c+dx}$

Define $u = a + bx$, $v = c + dx$, and $k = ad - bc$. If $k = 0$, then, $v = (\frac{c}{a})u$, and other formulas should be used in place of these.

$$140. \int \frac{dx}{\sqrt{uv}} = \begin{cases} \frac{2}{\sqrt{bd}} \tanh^{-1} \frac{\sqrt{bd}uv}{bv}, & (bd > 0, \quad k < 0) \\ \text{or} \\ \frac{2}{\sqrt{bd}} \tanh^{-1} \frac{\sqrt{bd}uv}{du}, & (bd > 0, \quad k > 0) \\ \text{or} \\ \frac{1}{\sqrt{bd}} \log \frac{(bv + \sqrt{bd}uv)^2}{v}, & (bd > 0) \end{cases}$$

$$141. \int \frac{dx}{\sqrt{uv}} = \begin{cases} \frac{2}{\sqrt{-bd}} \tan^{-1} \frac{\sqrt{-bd}uv}{bv} \\ \text{or} \\ -\frac{1}{\sqrt{-bd}} \sin^{-1} \left(\frac{2bdx + ad + bc}{|k|} \right), & (bd < 0) \end{cases}$$

$$142. \int \sqrt{uv} dx = \frac{k + 2bv}{4bd} \sqrt{uv} - \frac{k^2}{8bd} \int \frac{dx}{\sqrt{uv}}$$

$$143. \int \frac{dx}{v\sqrt{u}} = \begin{cases} \frac{1}{\sqrt{kd}} \log \frac{d\sqrt{u} - \sqrt{kd}}{d\sqrt{u} + \sqrt{kd}} \\ \text{or} \\ \frac{1}{\sqrt{kd}} \log \frac{(d\sqrt{u} - \sqrt{kd})^2}{v}, & (kd > 0) \end{cases}$$

$$144. \int \frac{dx}{v\sqrt{u}} = \frac{2}{\sqrt{-kd}} \tan^{-1} \frac{d\sqrt{u}}{\sqrt{-kd}}, \quad (kd < 0)$$

$$145. \int \frac{x dx}{\sqrt{uv}} = \frac{\sqrt{uv}}{bd} - \frac{ad + bc}{2bd} \int \frac{dx}{\sqrt{uv}}$$

$$146. \int \frac{dx}{v\sqrt{uv}} = \frac{-2\sqrt{uv}}{kv}$$

$$147. \int \frac{v dx}{\sqrt{uv}} = \frac{\sqrt{uv}}{b} - \frac{k}{2b} \int \frac{dx}{\sqrt{uv}}$$

$$148. \int \sqrt{\frac{v}{u}} dx = \frac{v}{|v|} \int \frac{v dx}{\sqrt{uv}}$$

$$149. \int v^m \sqrt{u} dx = \frac{1}{(2m+3)d} \left(2v^{m+1} \sqrt{u} + k \int \frac{v^m dx}{\sqrt{u}} \right)$$

$$150. \int \frac{dx}{v^m \sqrt{u}} = -\frac{1}{(m-1)k} \left(\frac{\sqrt{u}}{v^{m-1}} + \left(m - \frac{3}{2} \right) b \int \frac{dx}{v^{m-1} \sqrt{u}} \right)$$

$$151. \int \frac{v^m dx}{\sqrt{u}} = \begin{cases} \frac{2}{b(2m+1)} \left[v^m \sqrt{u} - mk \int \frac{v^{m-1}}{\sqrt{u}} dx \right] \\ \text{or} \\ \frac{2(mt)^2 \sqrt{u}}{b(2m+1)!} \sum_{r=0}^m \left(-\frac{4k}{b} \right)^{m-r} \frac{(2r)!}{(r!)^2} v^r \end{cases}$$

FORMS CONTAINING $\sqrt{x^2 \pm a^2}$

$$152. \int \sqrt{x^2 \pm a^2} dx = \frac{1}{2} \left[x\sqrt{x^2 \pm a^2} \pm a^2 \log(x + \sqrt{x^2 \pm a^2}) \right]$$

$$153. \int \frac{dx}{\sqrt{x^2 \pm a^2}} = \log(x + \sqrt{x^2 \pm a^2})$$

$$154. \int \frac{dx}{x\sqrt{x^2 - a^2}} = \frac{1}{|a|} \sec^{-1} \frac{x}{a}$$

$$155. \int \frac{dx}{x\sqrt{x^2 + a^2}} = -\frac{1}{a} \log \left(\frac{a + \sqrt{x^2 + a^2}}{x} \right)$$

$$156. \int \frac{\sqrt{x^2 + a^2}}{x} dx = \sqrt{x^2 + a^2} - a \log \left(\frac{a + \sqrt{x^2 + a^2}}{x} \right)$$

$$157. \int \frac{\sqrt{x^2 - a^2}}{x} dx = \sqrt{x^2 - a^2} - |a| \sec^{-1} \frac{x}{a}$$

$$158. \int \frac{x dx}{\sqrt{x^2 \pm a^2}} = \sqrt{x^2 \pm a^2}$$

$$159. \int x\sqrt{x^2 \pm a^2} dx = \frac{1}{3} \sqrt{(x^2 \pm a^2)^3}$$

$$160. \int \sqrt{(x^2 \pm a^2)^3} dx = \frac{1}{4} \left[x\sqrt{(x^2 \pm a^2)^3} \pm \frac{3a^2 x}{2} \sqrt{x^2 \pm a^2} + \frac{3a^4}{2} \log(x + \sqrt{x^2 \pm a^2}) \right]$$

161. $\int \frac{dx}{\sqrt{(x^2 \pm a^2)^3}} = \frac{\pm x}{a^2 \sqrt{x^2 \pm a^2}}$
162. $\int \frac{x dx}{\sqrt{(x^2 \pm a^2)^3}} = \frac{-1}{\sqrt{x^2 \pm a^2}}$
163. $\int x \sqrt{(x^2 \pm a^2)^3} dx = \frac{1}{5} \sqrt{(x^2 \pm a^2)^5}$
164. $\int x^2 \sqrt{x^2 \pm a^2} dx = \frac{x}{4} \sqrt{(x^2 \pm a^2)^3} \mp \frac{a^2}{8} x \sqrt{x^2 \pm a^2} - \frac{a^4}{8} \log(x + \sqrt{x^2 \pm a^2})$
165. $\int \frac{x^2 dx}{\sqrt{x^2 \pm a^2}} = \frac{x}{2} \sqrt{x^2 \pm a^2} \mp \frac{a^2}{2} \log(x + \sqrt{x^2 \pm a^2})$
166. $\int \frac{x^3 dx}{\sqrt{x^2 \pm a^2}} = \frac{1}{3} \sqrt{(x^2 \pm a^2)^3} \mp a^2 \sqrt{x^2 \pm a^2}$
167. $\int \frac{dx}{x^2 \sqrt{x^2 \pm a^2}} = \mp \frac{\sqrt{x^2 \pm a^2}}{a^2 x}$
168. $\int x^2 \sqrt{(x^2 \pm a^2)^3} dx = \frac{x}{6} \sqrt{(x^2 \pm a^2)^5} \mp \frac{a^2 x}{24} \sqrt{(x^2 \pm a^2)^3} - \frac{a^4 x}{16} \sqrt{x^2 \pm a^2}$
 $\mp \frac{a^6}{16} \log(x + \sqrt{x^2 \pm a^2})$
169. $\int x^3 \sqrt{(x^2 \pm a^2)^3} dx = \frac{1}{7} \sqrt{(x^2 \pm a^2)^7} \mp \frac{a^2}{5} \sqrt{(x^2 \pm a^2)^5}$
170. $\int \frac{\sqrt{x^2 \pm a^2} dx}{x^2} = -\frac{\sqrt{x^2 \pm a^2}}{x} + \log(x + \sqrt{x^2 \pm a^2})$
171. $\int \frac{x^m}{\sqrt{x^2 \pm a^2}} dx = \frac{1}{m} x^{m-1} \sqrt{x^2 \pm a^2} \mp \frac{m-1}{m} a^2 \int \frac{x^{m-2}}{\sqrt{x^2 \pm a^2}} dx$
172. $\int \frac{x^{2m}}{\sqrt{x^2 \pm a^2}} dx = \frac{(2m)!}{2^{2m}(m!)^2} \left[\sqrt{x^2 \pm a^2} \sum_{r=1}^m \frac{r!(r-1)!}{(2r)!} (\mp a^2)^{m-r} (2x)^{2r-1} + (\mp a^2)^m \log(x + \sqrt{x^2 \pm a^2}) \right]$
173. $\int \frac{x^{2m+1}}{\sqrt{x^2 \pm a^2}} dx = \sqrt{x^2 \pm a^2} \sum_{r=0}^m \frac{(2r)!(m!)^2}{(2m+1)!(r!)^2} (\mp 4a^2)^{m-r} x^{2r}$
174. $\int \frac{dx}{x^m \sqrt{x^2 \pm a^2}} = \mp \frac{\sqrt{x^2 \pm a^2}}{(m-1)a^2 x^{m-1}} \mp \frac{(m-2)}{(m-1)a^2} \int \frac{dx}{x^{m-2} \sqrt{x^2 \pm a^2}}$
175. $\int \frac{dx}{x^{2m} \sqrt{x^2 \pm a^2}} = \sqrt{x^2 \pm a^2} \sum_{r=0}^{m-1} \frac{(m-1)!m!(2r)!2^{2m-2r-1}}{(r!)^2(2m)!(\mp a^2)^{m-r} x^{2r+1}}$
176. $\int \frac{dx}{x^{2m+1} \sqrt{x^2 + a^2}} = \frac{(2m)!}{(m!)^2} \left[\frac{\sqrt{x^2 + a^2}}{a^2} \sum_{r=1}^m (-1)^{m-r+1} \frac{r!(r-1)!}{2(2r)!(4a^2)^{m-r} x^{2r}} + \frac{(-1)^{m+1}}{2^{2m} a^{2m+1}} \log \frac{\sqrt{x^2 + a^2} + a}{x} \right]$
177. $\int \frac{dx}{x^{2m+1} \sqrt{x^2 - a^2}} = \frac{(2m)!}{(m!)^2} \left[\frac{\sqrt{x^2 - a^2}}{a^2} \sum_{r=1}^m \frac{r!(r-1)!}{2(2r)!(4a^2)^{m-r} x^{2r}} + \frac{1}{2^{2m}|a|^{2m+1}} \sec^{-1} \frac{x}{a} \right]$
178. $\int \frac{dx}{(x-a)\sqrt{x^2 - a^2}} = -\frac{\sqrt{x^2 - a^2}}{a(x-a)}$
179. $\int \frac{dx}{(x+a)\sqrt{x^2 - a^2}} = \frac{\sqrt{x^2 - a^2}}{a(x+a)}$
180. $\int f(x, \sqrt{x^2 + a^2}) dx = a \int f(a \tan u, a \sec u) \sec^2 u du, \quad \left(u = \tan^{-1} \frac{x}{a}, a > 0 \right)$
181. $\int f(x, \sqrt{x^2 - a^2}) dx = a \int f(a \sec u, a \tan u) \sec u \tan u du, \quad \left(u = \sec^{-1} \frac{x}{a}, a > 0 \right)$

FORMS CONTAINING $\sqrt{a^2 - x^2}$

182. $\int \sqrt{a^2 - x^2} dx = \frac{1}{2} \left[x \sqrt{a^2 - x^2} + a^2 \sin^{-1} \frac{x}{a} \right]$
183. $\int \frac{dx}{\sqrt{a^2 - x^2}} = \begin{cases} \sin^{-1} \frac{x}{a} \\ \text{or} \\ -\cos^{-1} \frac{x}{a} \end{cases}$
184. $\int \frac{dx}{x \sqrt{a^2 - x^2}} = -\frac{1}{a} \log \left(\frac{a + \sqrt{a^2 - x^2}}{x} \right)$
185. $\int \frac{\sqrt{a^2 - x^2}}{x} dx = \sqrt{a^2 - x^2} - a \log \left(\frac{a + \sqrt{a^2 - x^2}}{x} \right)$

186. $\int \frac{x dx}{\sqrt{a^2 - x^2}} = -\sqrt{a^2 - x^2}$
187. $\int x\sqrt{a^2 - x^2} dx = -\frac{1}{3}\sqrt{(a^2 - x^2)^3}$
188. $\int x^2\sqrt{a^2 - x^2} dx = -\frac{x}{4}\sqrt{(a^2 - x^2)^3} + \frac{a^2}{8}\left(x\sqrt{a^2 - x^2} + a^2 \sin^{-1} \frac{x}{|a|}\right)$
189. $\int x^2\sqrt{(a^2 - x^2)^3} dx = -\frac{1}{6}x\sqrt{(a^2 - x^2)^5} + \frac{a^2 x}{24}\sqrt{(a^2 - x^2)^3} + \frac{a^4 x}{16}\sqrt{a^2 - x^2} + \frac{a^6}{16}\sin^{-1} \frac{x}{|a|}$
190. $\int \frac{x^2 dx}{\sqrt{a^2 - x^2}} = -\frac{x}{2}\sqrt{a^2 - x^2} + \frac{a^2}{2}\sin^{-1} \frac{x}{|a|}$
191. $\int \frac{dx}{x^2\sqrt{a^2 - x^2}} = -\frac{\sqrt{a^2 - x^2}}{a^2 x}$
192. $\int \frac{\sqrt{a^2 - x^2}}{x^2} dx = -\frac{\sqrt{a^2 - x^2}}{x} - \sin^{-1} \frac{x}{|a|}$
193. $\int \frac{dx}{x\sqrt{(a^2 - x^2)^3}} = \frac{1}{a^2\sqrt{a^2 - x^2}} - \frac{1}{a^3}\log \frac{a + \sqrt{a^2 - x^2}}{x}$
194. $\int \frac{dx}{x^2\sqrt{(a^2 - x^2)^3}} = \frac{1}{a^4}\left[-\frac{\sqrt{a^2 - x^2}}{x} + \frac{x}{\sqrt{a^2 - x^2}}\right]$
195. $\int \frac{x^m}{\sqrt{a^2 - x^2}} dx = -\frac{x^{m-1}\sqrt{a^2 - x^2}}{m} + \frac{(m-1)a^2}{m} \int \frac{x^{m-2}}{\sqrt{a^2 - x^2}} dx$
196. $\int \frac{x^{2m}}{\sqrt{a^2 - x^2}} dx = \frac{(2m)!}{(m!)^2} \left[-\sqrt{a^2 - x^2} \sum_{r=1}^m \frac{r!(r-1)!}{2^{2m-2r+1}(2r)!} a^{2m-2r} x^{2r-1} + \frac{a^{2m}}{2^{2m}} \sin^{-1} \frac{x}{|a|} \right]$
197. $\int \frac{x^{2m+1}}{\sqrt{a^2 - x^2}} dx = -\sqrt{a^2 - x^2} \sum_{r=0}^m \frac{(2r)!(m!)^2}{(2m+1)!(r!)^2} (4a^2)^{m-r} x^{2r}$
198. $\int \frac{dx}{x^m\sqrt{a^2 - x^2}} = -\frac{\sqrt{a^2 - x^2}}{(m-1)a^2 x^{m-1}} + \frac{m-2}{(m-1)a^2} \int \frac{dx}{x^{m-2}\sqrt{a^2 - x^2}}$
199. $\int \frac{dx}{x^{2m}\sqrt{a^2 - x^2}} = -\sqrt{a^2 - x^2} \sum_{r=0}^{m-1} \frac{(m-1)!m!(2r)!2^{2m-2r-1}}{(r!)^2(2m)!a^{2m-2r}x^{2r+1}}$
200. $\int \frac{dx}{x^{2m+1}\sqrt{a^2 - x^2}} = \frac{(2m)!}{(m!)^2} \left[-\frac{\sqrt{a^2 - x^2}}{a^2} \sum_{r=1}^m \frac{r!(r-1)!}{2(2r)!(4a^2)^{m-r}x^{2r}} + \frac{1}{2^{2m}a^{2m+1}} \log \frac{a - \sqrt{a^2 - x^2}}{x} \right]$
201. $\int \frac{dx}{(b^2 - x^2)\sqrt{a^2 - x^2}} = \frac{1}{2b\sqrt{a^2 - b^2}} \log \frac{(b\sqrt{a^2 - x^2} + x\sqrt{a^2 - b^2})^2}{b^2 - x^2}, \quad (a^2 > b^2)$
202. $\int \frac{dx}{(b^2 - x^2)\sqrt{a^2 - x^2}} = \frac{1}{b\sqrt{b^2 - a^2}} \tan^{-1} \frac{x\sqrt{b^2 - a^2}}{b\sqrt{a^2 - x^2}}, \quad (b^2 > a^2)$
203. $\int \frac{dx}{(b^2 + x^2)\sqrt{a^2 - x^2}} = \frac{1}{b\sqrt{a^2 + b^2}} \tan^{-1} \frac{x\sqrt{a^2 + b^2}}{b\sqrt{a^2 - x^2}}$
204. $\int \frac{\sqrt{a^2 - x^2}}{b^2 + x^2} dx = \frac{\sqrt{a^2 + b^2}}{|b|} \sin^{-1} \frac{x\sqrt{a^2 + b^2}}{|a|\sqrt{x^2 + b^2}} - \sin^{-1} \frac{x}{|a|}$
205. $\int f(x, \sqrt{a^2 - x^2}) dx = a \int f(a \sin u, a \cos u) \cos u du, \quad \left(u = \sin^{-1} \frac{x}{a}, a > 0\right)$

FORMS CONTAINING $\sqrt{a + bx + cx^2}$

Define $X = a + bx + cx^2$, $q = 4ac - b^2$, and $k = \frac{4c}{q}$. If $q = 0$, then $\sqrt{X} = \sqrt{c} \left|x + \frac{b}{2c}\right|$.

206. $\int \frac{dx}{\sqrt{X}} = \begin{cases} \frac{1}{\sqrt{c}} \log(2\sqrt{cX} + 2cx + b) & (c > 0) \\ \text{or} \\ \frac{1}{\sqrt{c}} \sinh^{-1} \left(\frac{2cx + b}{\sqrt{q}} \right) & (c > 0) \\ \text{or} \\ -\frac{1}{\sqrt{-c}} \sin^{-1} \left(\frac{2cx + b}{\sqrt{-q}} \right) & (c < 0) \end{cases}$
207. $\int \frac{dx}{X\sqrt{X}} = \frac{2(2cx + b)}{q\sqrt{X}}$

$$\begin{aligned}
208. \quad & \int \frac{dx}{X^2\sqrt{X}} = \frac{2(2cx+b)}{3q\sqrt{X}} \left(\frac{1}{X} + 2k \right) \\
209. \quad & \int \frac{dx}{X^n\sqrt{X}} = \frac{2(2cx+b)\sqrt{X}}{(2n-1)qX^n} + \frac{2k(n-1)}{2n-1} \int \frac{dx}{X^{n-1}\sqrt{X}} \\
210. \quad & \int \sqrt{X} dx = \frac{(2cx+b)\sqrt{X}}{4c} + \frac{1}{2k} \int \frac{dx}{\sqrt{X}} \\
211. \quad & \int X\sqrt{X} dx = \frac{(2cx+b)\sqrt{X}}{8c} \left(X + \frac{3}{2k} \right) + \frac{3}{8k^2} \int \frac{dx}{\sqrt{X}} \\
212. \quad & \int X^2\sqrt{X} dx = \frac{(2cx+b)\sqrt{X}}{12c} \left(X^2 + \frac{5X}{4k} + \frac{15}{8k^2} \right) + \frac{5}{16k^3} \int \frac{dx}{\sqrt{X}} \\
213. \quad & \int X^n\sqrt{X} dx = \frac{(2cx+b)X^n\sqrt{X}}{4(n+1)c} + \frac{2n+1}{2(n+1)k} \int X^{n-1}\sqrt{X} dx \\
214. \quad & \int \frac{x}{\sqrt{X}} dx = \frac{\sqrt{X}}{c} - \frac{b}{2c} \int \frac{dx}{\sqrt{X}} \\
215. \quad & \int \frac{x}{X\sqrt{X}} dx = -\frac{2(bx+2a)}{q\sqrt{X}} \\
216. \quad & \int \frac{x}{X^n\sqrt{X}} dx = -\frac{\sqrt{X}}{(2n-1)cX^n} - \frac{b}{2c} \int \frac{dx}{X^n\sqrt{X}} \\
217. \quad & \int \frac{x^2}{\sqrt{X}} dx = \left(\frac{x}{2c} - \frac{3b}{4c^2} \right) \sqrt{X} + \frac{3b^2-4ac}{8c^2} \int \frac{dx}{\sqrt{X}} \\
218. \quad & \int \frac{x^2}{X\sqrt{X}} dx = \frac{(2b^2-4ac)x+2ab}{cq\sqrt{X}} + \frac{1}{c} \int \frac{dx}{\sqrt{X}} \\
219. \quad & \int \frac{x^2}{X^n\sqrt{X}} dx = \frac{(2b^2-4ac)x+2ab}{(2n-1)cqX^{n-1}\sqrt{X}} + \frac{4ac+(2n-3)b^2}{(2n-1)cq} \int \frac{dx}{X^{n-1}\sqrt{X}} \\
220. \quad & \int \frac{x^n}{\sqrt{X}} dx = \frac{1}{nc} x^{n-1}\sqrt{X} - \frac{(2n-1)b}{2nc} \int \frac{x^{n-1} dx}{\sqrt{X}} - \frac{(n-1)a}{nc} \int \frac{x^{n-2} dx}{\sqrt{X}} \\
221. \quad & \int x\sqrt{X} dx = \frac{X\sqrt{X}}{3c} - \frac{b(2cx+b)}{8c^2} \sqrt{X} - \frac{b}{4ck} \int \frac{dx}{\sqrt{X}} \\
222. \quad & \int xX\sqrt{X} dx = \frac{X^2\sqrt{X}}{5c} - \frac{b}{2c} \int X\sqrt{X} dx \\
223. \quad & \int xX^n\sqrt{X} dx = \frac{X^{n+1}\sqrt{X}}{(2n+3)c} - \frac{b}{2c} \int X^n\sqrt{X} dx \\
224. \quad & \int x^2\sqrt{X} dx = \left(x - \frac{5b}{6c} \right) \frac{X\sqrt{X}}{4c} + \frac{5b^2-4ac}{16c^2} \int \sqrt{X} dx \\
225. \quad & \int \frac{dx}{x\sqrt{X}} = \begin{cases} \frac{1}{\sqrt{-a}} \sin^{-1} \left(\frac{bx+2a}{|x|\sqrt{-q}} \right) & (a < 0) \\ \text{or} \\ -\frac{2\sqrt{X}}{bx} & (a = 0) \\ \text{or} \\ -\frac{1}{\sqrt{a}} \log \left(\frac{2\sqrt{aX}+bx+2a}{x} \right) & (a > 0) \end{cases} \\
226. \quad & \int \frac{dx}{x^2\sqrt{X}} = -\frac{\sqrt{X}}{ax} - \frac{b}{2a} \int \frac{dx}{x\sqrt{X}} \\
227. \quad & \int \frac{\sqrt{X}}{x} dx = \sqrt{X} + \frac{b}{2} \int \frac{dx}{\sqrt{X}} + a \int \frac{dx}{x\sqrt{X}} \\
228. \quad & \int \frac{\sqrt{X}}{x^2} dx = -\frac{\sqrt{X}}{x} + \frac{b}{2} \int \frac{dx}{x\sqrt{X}} + c \int \frac{dx}{\sqrt{X}}
\end{aligned}$$

FORMS INVOLVING $\sqrt{2ax-x^2}$

$$\begin{aligned}
229. \quad & \int \sqrt{2ax-x^2} dx = \frac{1}{2} \left[(x-a)\sqrt{2ax-x^2} + a^2 \sin^{-1} \frac{x-a}{|a|} \right] \\
230. \quad & \int \frac{dx}{\sqrt{2ax-x^2}} = \begin{cases} \cos^{-1} \left(\frac{a-x}{|a|} \right) \\ \text{or} \\ \sin^{-1} \left(\frac{x-a}{|a|} \right) \end{cases}
\end{aligned}$$

$$\begin{aligned}
231. \quad \int x^n \sqrt{2ax - x^2} dx &= \begin{cases} -\frac{x^{n-1}(2ax-x^2)^{3/2}}{n+2} + \frac{(2n+1)a}{n+2} \int x^{n-1} \sqrt{2ax-x^2} dx \\ \text{or} \\ \sqrt{2ax-x^2} \left[\frac{x^{n+1}}{n+2} - \sum_{r=0}^n \frac{(2n+1)!(r!)^2 a^{n-r+1}}{2^{n-r}(2r+1)!(n+2)!n!} x^r \right] \\ + \frac{(2n+1)!a^{n+2}}{2^n n!(n+2)!} \sin^{-1} \frac{x-a}{|a|} \end{cases} \\
232. \quad \int \frac{\sqrt{2ax-x^2}}{x^n} dx &= \frac{(2ax-x^2)^{1/2}}{(3-2n)ax^n} + \frac{n-3}{(2n-3)a} \int \frac{\sqrt{2ax-x^2}}{x^{n-1}} dx \\
233. \quad \int \frac{x^n dx}{\sqrt{2ax-x^2}} &= \begin{cases} -\frac{x^{n-1}\sqrt{2ax-x^2}}{n} + \frac{a(2n-1)}{n} \int \frac{x^{n-1}}{\sqrt{2ax-x^2}} dx \\ \text{or} \\ -\sqrt{2ax-x^2} \sum_{r=1}^n \frac{(2n)!r!(r-1)!a^{n-r}}{2^{n-r}(2r)!(n!)^2} x^{r-1} + \frac{(2n)!a^n}{2^n(n!)^2} \sin^{-1} \frac{x-a}{|a|} \end{cases} \\
234. \quad \int \frac{dx}{x^n \sqrt{2ax-x^2}} &= \begin{cases} \frac{\sqrt{2ax-x^2}}{a(1-2n)x^n} + \frac{n-1}{(2n-1)a} \int \frac{dx}{x^{n-1} \sqrt{2ax-x^2}} \\ \text{or} \\ -\sqrt{2ax-x^2} \sum_{r=0}^{n-1} \frac{2^{n-r}(n-1)!n!(2r)!}{(2n)!(r!)^2 a^{n-r} x^{r+1}} \end{cases} \\
235. \quad \int \frac{dx}{(2ax-x^2)^{3/2}} &= \frac{x-a}{a^2 \sqrt{2ax-x^2}} \\
236. \quad \int \frac{x dx}{(2ax-x^2)^{3/2}} &= \frac{x}{a \sqrt{2ax-x^2}}
\end{aligned}$$

MISCELLANEOUS ALGEBRAIC FORMS

$$\begin{aligned}
237. \quad \int \frac{dx}{\sqrt{2ax+x^2}} &= \log(x+a+\sqrt{2ax+x^2}) \\
238. \quad \int \sqrt{ax^2+c} dx &= \frac{x}{2} \sqrt{ax^2+c} + \frac{c}{2\sqrt{a}} \log(x\sqrt{a}+\sqrt{ax^2+c}), \quad (a > 0) \\
239. \quad \int \sqrt{ax^2+c} dx &= \frac{x}{2} \sqrt{ax^2+c} + \frac{c}{2\sqrt{-a}} \sin^{-1}\left(x\sqrt{-\frac{a}{c}}\right), \quad (a < 0) \\
240. \quad \int \sqrt{\frac{1+x}{1-x}} dx &= \sin^{-1} x - \sqrt{1-x^2} \\
241. \quad \int \frac{dx}{x\sqrt{ax^n+c}} &= \begin{cases} \frac{1}{n\sqrt{c}} \log \frac{\sqrt{ax^n+c}-\sqrt{c}}{\sqrt{ax^n+c}+\sqrt{c}} \\ \text{or} \\ \frac{2}{n\sqrt{c}} \log \frac{\sqrt{ax^n+c}-\sqrt{c}}{\sqrt{x^n}}, \quad (c > 0) \end{cases} \\
242. \quad \int \frac{dx}{x\sqrt{ax^n+c}} &= \frac{2}{n\sqrt{-c}} \sec^{-1} \sqrt{-\frac{ax^n}{c}}, \quad (c < 0) \\
243. \quad \int \frac{dx}{\sqrt{ax^2+c}} &= \frac{1}{\sqrt{a}} \log(x\sqrt{a}+\sqrt{ax^2+c}), \quad (a > 0) \\
244. \quad \int \frac{dx}{\sqrt{ax^2+c}} &= \frac{1}{\sqrt{-a}} \sin^{-1}\left(x\sqrt{-\frac{a}{c}}\right), \quad (a < 0) \\
245. \quad \int (ax^2+c)^{m+1/2} dx &= \begin{cases} \frac{x(ax^2+c)^{m+1/2}}{2(m+1)} + \frac{(2m+1)c}{2(m+1)} \int (ax^2+c)^{m-1/2} dx \\ \text{or} \\ x\sqrt{ax^2+c} \sum_{r=0}^m \frac{(2m+1)!(r!)^2 c^{m-r}}{2^{2m-2r+1} m!(m+1)!(2r+1)!} (ax^2+c)^r \\ + \frac{(2m+1)!c^{m+1}}{2^{2m+1} m!(m+1)!} \int \frac{dx}{\sqrt{ax^2+c}} \end{cases} \\
246. \quad \int x(ax^2+c)^{m+\frac{1}{2}} dx &= \frac{(ax^2+c)^{m+\frac{3}{2}}}{(2m+3)a} \\
247. \quad \int \frac{(ax^2+c)^{m+1/2}}{x} dx &= \begin{cases} \frac{(ax^2+c)^{m+1/2}}{2m+1} + c \int \frac{(ax^2+c)^{m-1/2}}{x} dx \\ \text{or} \\ \sqrt{ax^2+c} \sum_{r=0}^m \frac{c^{m-r}(ax^2+c)^r}{2r+1} + c^{m+1} \int \frac{dx}{x\sqrt{ax^2+c}} \end{cases} \\
248. \quad \int \frac{dx}{(ax^2+c)^{m+1/2}} &= \begin{cases} \frac{x}{(2m-1)c(ax^2+c)^{m-1/2}} + \frac{2m-2}{(2m-1)c} \int \frac{dx}{(ax^2+c)^{m-1/2}} \\ \text{or} \\ \frac{x}{\sqrt{ax^2+c}} \sum_{r=0}^{m-1} \frac{2^{2m-2r-1}(m-1)!m!(2r)!}{(2m)!(r!)^2 c^{m-r} (ax^2+c)^r} \end{cases} \\
249. \quad \int \frac{dx}{x^m \sqrt{ax^2+c}} &= -\frac{\sqrt{ax^2+c}}{(m-1)cx^{m-1}} - \frac{(m-2)a}{(m-1)c} \int \frac{dx}{x^{m-2} \sqrt{ax^2+c}} \\
250. \quad \int \frac{1+x^2}{(1-x^2)\sqrt{1+x^4}} dx &= \frac{1}{\sqrt{2}} \log \frac{x\sqrt{2}+\sqrt{1+x^4}}{1-x^2}
\end{aligned}$$

$$\begin{aligned}
251. \quad & \int \frac{1-x^2}{(1+x^2)\sqrt{1+x^4}} dx = \frac{1}{\sqrt{2}} \tan^{-1} \frac{x\sqrt{2}}{\sqrt{1+x^4}} \\
252. \quad & \int \frac{dx}{x\sqrt{x^n+a^2}} = -\frac{2}{na} \log \frac{a+\sqrt{x^n+a^2}}{\sqrt{x^n}} \\
253. \quad & \int \frac{dx}{x\sqrt{x^n-a^2}} = -\frac{2}{na} \sin^{-1} \frac{a}{\sqrt{x^n}} \\
254. \quad & \int \sqrt{\frac{x}{a^3-x^3}} dx = \frac{2}{3} \sin^{-1} \left(\frac{x}{a} \right)^{3/2}
\end{aligned}$$

FORMS INVOLVING TRIGONOMETRIC FUNCTIONS

$$\begin{aligned}
255. \quad & \int (\sin ax) dx = -\frac{1}{a} \cos ax \\
256. \quad & \int (\cos ax) dx = \frac{1}{a} \sin ax \\
257. \quad & \int (\tan ax) dx = -\frac{1}{a} \log \cos ax = \frac{1}{a} \log \sec ax \\
258. \quad & \int (\cot ax) dx = \frac{1}{a} \log \sin ax = -\frac{1}{a} \log \csc ax \\
259. \quad & \int (\sec ax) dx = \frac{1}{a} \log(\sec ax + \tan ax) = \frac{1}{a} \log \tan \left(\frac{\pi}{4} + \frac{ax}{2} \right) \\
260. \quad & \int (\csc ax) dx = \frac{1}{a} \log(\csc ax - \cot ax) = \frac{1}{a} \log \tan \frac{ax}{2} \\
261. \quad & \int (\sin^2 ax) dx = -\frac{1}{2a} \cos ax \sin ax + \frac{1}{2} x = \frac{1}{2} x - \frac{1}{4a} \sin 2ax \\
262. \quad & \int (\sin^3 ax) dx = -\frac{1}{3a} (\cos ax)(\sin^2 ax + 2) \\
263. \quad & \int (\sin^n ax) dx = -\frac{\sin^{n-1} ax \cos ax}{na} + \frac{n-1}{n} \int (\sin^{n-2} ax) dx \\
264. \quad & \int (\cos^2 ax) dx = \frac{1}{2a} \sin ax \cos ax + \frac{1}{2} x = \frac{1}{2} x + \frac{1}{4a} \sin 2ax \\
265. \quad & \int (\cos^3 ax) dx = \frac{1}{3a} (\sin ax)(\cos^2 ax + 2) \\
266. \quad & \int (\cos^n ax) dx = \frac{1}{na} \cos^{n-1} ax \sin ax + \frac{n-1}{n} \int (\cos^{n-2} ax) dx \\
267. \quad & \int \frac{dx}{\sin^2 ax} = \int (\csc^2 ax) dx = -\frac{1}{a} \cot ax \\
268. \quad & \int \frac{dx}{\sin^m ax} = \int (\csc^m ax) dx = -\frac{1}{(m-1)a} \frac{\cos ax}{\sin^{m-1} ax} + \frac{m-2}{m-1} \int \frac{dx}{\sin^{m-2} ax} \\
269. \quad & \int \frac{dx}{\cos^2 ax} = \int (\sec^2 ax) dx = \frac{1}{a} \tan ax \\
270. \quad & \int \frac{dx}{\cos^n ax} = \int (\sec^n ax) dx = \frac{1}{(n-1)a} \frac{\sin ax}{\cos^{n-1} ax} + \frac{n-2}{n-1} \int \frac{dx}{\cos^{n-2} ax} \\
271. \quad & \int (\sin mx)(\sin nx) dx = \frac{\sin(m-n)x}{2(m-n)} - \frac{\sin(m+n)x}{2(m+n)}, \quad (m^2 \neq n^2) \\
272. \quad & \int (\cos mx)(\cos nx) dx = \frac{\sin(m-n)x}{2(m-n)} + \frac{\sin(m+n)x}{2(m+n)}, \quad (m^2 \neq n^2) \\
273. \quad & \int (\sin ax)(\cos ax) dx = \frac{1}{2a} \sin^2 ax \\
274. \quad & \int (\sin mx)(\cos nx) dx = -\frac{\cos(m-n)x}{2(m-n)} - \frac{\cos(m+n)x}{2(m+n)}, \quad (m^2 \neq n^2) \\
275. \quad & \int (\sin^2 ax)(\cos^2 ax) dx = -\frac{1}{32a} \sin 4ax + \frac{x}{8} \\
276. \quad & \int (\sin ax)(\cos^m ax) dx = -\frac{\cos^{m+1} ax}{(m+1)a} \\
277. \quad & \int (\sin^m ax)(\cos ax) dx = \frac{\sin^{m+1} ax}{(m+1)a} \\
278. \quad & \int (\cos^m ax)(\sin^n ax) dx = \begin{cases} \frac{\cos^{m-1} ax \sin^{n+1} ax}{(m+n)a} + \frac{m-1}{m+n} \int (\cos^{m-2} ax)(\sin^n ax) dx \\ \text{or} \\ -\frac{\sin^{n-1} ax \cos^{m+1} ax}{(m+n)a} + \frac{n-1}{m+n} \int (\cos^m ax)(\sin^{n-2} ax) dx \end{cases}
\end{aligned}$$

279. $\int \frac{\cos^m ax}{\sin^n ax} dx = \begin{cases} -\frac{\cos^{m+1} ax}{(n-1)a \sin^{n-1} ax} - \frac{m-n+2}{n-1} \int \frac{\cos^m ax}{\sin^{n-2} ax} dx \\ \text{or} \\ \frac{\cos^{m-1} ax}{a(m-n) \sin^{n-1} ax} + \frac{m-1}{m-n} \int \frac{\cos^{m-2} ax}{\sin^n ax} dx \end{cases}$
280. $\int \frac{\sin^m ax}{\cos^n ax} dx = \begin{cases} \frac{\sin^{m+1} ax}{a(n-1) \cos^{n-1} ax} - \frac{m-n+2}{n-1} \int \frac{\sin^m ax}{\cos^{n-2} ax} dx \\ \text{or} \\ -\frac{\sin^{m-1} ax}{a(m-n) \cos^{n-1} ax} + \frac{m-1}{m-n} \int \frac{\sin^{m-2} ax}{\cos^n ax} dx \end{cases}$
281. $\int \frac{\sin ax}{\cos^2 ax} dx = \frac{1}{a \cos ax} = \frac{\sec ax}{a}$
282. $\int \frac{\sin^2 ax}{\cos ax} dx = -\frac{1}{a} \sin ax + \frac{1}{a} \log \tan \left(\frac{\pi}{4} + \frac{ax}{2} \right)$
283. $\int \frac{\cos ax}{\sin^2 ax} dx = -\frac{1}{a \sin ax} = -\frac{\csc ax}{a}$
284. $\int \frac{dx}{(\sin ax)(\cos ax)} = \frac{1}{a} \log \tan ax$
285. $\int \frac{dx}{(\sin ax)(\cos^2 ax)} = \frac{1}{a} \left(\sec ax + \log \tan \frac{ax}{2} \right)$
286. $\int \frac{dx}{(\sin ax)(\cos^n ax)} = \frac{1}{a(n-1) \cos^{n-1} ax} + \int \frac{dx}{(\sin ax)(\cos^{n-2} ax)}$
287. $\int \frac{dx}{(\sin^2 ax)(\cos ax)} = -\frac{1}{a} \csc ax + \frac{1}{a} \log \tan \left(\frac{\pi}{4} + \frac{ax}{2} \right)$
288. $\int \frac{dx}{(\sin^2 ax)(\cos^2 ax)} = -\frac{2}{a} \cot 2ax$
289. $\int \frac{dx}{\sin^m ax \cos^n ax} = \begin{cases} -\frac{1}{a(m-1)(\sin^{m-1} ax)(\cos^{n-1} ax)} \\ \quad + \frac{m+n-2}{m-1} \int \frac{dx}{(\sin^{m-2} ax)(\cos^n ax)} \\ \text{or} \\ \frac{1}{a(n-1) \sin^{m-1} ax \cos^{n-1} ax} + \frac{m+n-2}{n-1} \int \frac{dx}{\sin^m ax \cos^{n-2} ax} \end{cases}$
290. $\int \sin(a+bx) dx = -\frac{1}{b} \cos(a+bx)$
291. $\int \cos(a+bx) dx = \frac{1}{b} \sin(a+bx)$
292. $\int \frac{dx}{1 \pm \sin ax} = \mp \frac{1}{a} \tan \left(\frac{\pi}{4} \mp \frac{ax}{2} \right)$
293. $\int \frac{dx}{1 + \cos ax} = \frac{1}{a} \tan \frac{ax}{2}$
294. $\int \frac{dx}{1 - \cos ax} = -\frac{1}{a} \cot \frac{ax}{2}$
295. $\int \frac{dx}{a + b \sin x} = \begin{cases} \frac{2}{\sqrt{a^2-b^2}} \tan^{-1} \frac{a \tan \frac{x}{2} + b}{\sqrt{a^2-b^2}} \\ \text{or} \\ \frac{1}{\sqrt{b^2-a^2}} \log \frac{a \tan \frac{x}{2} + b - \sqrt{b^2-a^2}}{a \tan \frac{x}{2} + b + \sqrt{b^2-a^2}} \end{cases}$
296. $\int \frac{dx}{a + b \cos x} = \begin{cases} \frac{2}{\sqrt{a^2-b^2}} \tan^{-1} \frac{\sqrt{a^2-b^2} \tan \frac{x}{2}}{a+b} \\ \text{or} \\ \frac{1}{\sqrt{b^2-a^2}} \log \left(\frac{\sqrt{b^2-a^2} \tan \frac{x}{2} + a + b}{\sqrt{b^2-a^2} \tan \frac{x}{2} - a - b} \right) \end{cases}$
297. $\int \frac{dx}{a + b \sin x + c \cos x} = \begin{cases} \frac{1}{\sqrt{b^2+c^2-a^2}} \log \left(\frac{b - \sqrt{b^2+c^2-a^2} + (a-c) \tan \frac{x}{2}}{b + \sqrt{b^2+c^2-a^2} + (a-c) \tan \frac{x}{2}} \right) & (\text{if } a^2 < b^2 + c^2, a \neq c), \\ \frac{2}{\sqrt{a^2-b^2-c^2}} \tan^{-1} \left(\frac{b+(a-c) \tan \frac{x}{2}}{\sqrt{a^2-b^2-c^2}} \right) & (\text{if } a^2 > b^2 + c^2), \\ \frac{1}{a} \left[\frac{a-(b+c) \cos x - (b-c) \sin x}{a-(b-c) \cos x + (b+c) \sin x} \right] & (\text{if } a^2 = b^2 + c^2, a \neq c). \end{cases}$
298. $\int \frac{\sin^2 x dx}{a + b \cos^2 x} = \frac{1}{b} \sqrt{\frac{a+b}{a}} \tan^{-1} \left(\sqrt{\frac{a}{a+b}} \tan x \right) - \frac{x}{b}, \quad (ab > 0, \text{ or } |a| > |b|)$
299. $\int \frac{dx}{a^2 \cos^2 x + b^2 \sin^2 x} = \frac{1}{ab} \tan^{-1} \left(\frac{b \tan x}{a} \right)$
300. $\int \frac{\cos^2 cx}{a^2 + b^2 \sin^2 cx} dx = \frac{\sqrt{a^2+b^2}}{ab^2c} \tan^{-1} \frac{\sqrt{a^2+b^2} \tan cx}{a} - \frac{x}{b^2}$
301. $\int \frac{\sin cx \cos cx}{a \cos^2 cx + b \sin^2 cx} dx = \frac{1}{2c(b-a)} \log(a \cos^2 cx + b \sin^2 cx)$

$$302. \int \frac{\cos cx}{a \cos cx + b \sin cx} dx = \int \frac{dx}{a + b \tan cx} \\ = \frac{1}{c(a^2 + b^2)} [acx + b \log(a \cos cx + b \sin cx)]$$

$$303. \int \frac{\sin cx}{a \sin cx + b \cos cx} dx = \int \frac{dx}{a + b \cot cx} = \frac{1}{c(a^2 + b^2)} [acx - b \log(a \sin cx + b \cos cx)]$$

$$304. \int \frac{dx}{a \cos^2 x + 2b \cos x \sin x + c \sin^2 x} = \begin{cases} \frac{1}{2\sqrt{b^2 - ac}} \log \frac{c \tan x + b - \sqrt{b^2 - ac}}{c \tan x + b + \sqrt{b^2 - ac}} & (b^2 > ac) \\ \text{or} \\ \frac{1}{\sqrt{ac - b^2}} \tan^{-1} \frac{c \tan x + b}{\sqrt{ac - b^2}} & (b^2 < ac) \\ \text{or} \\ -\frac{1}{c \tan x + b} & (b^2 = ac) \end{cases}$$

$$305. \int \frac{\sin ax}{1 \pm \sin ax} dx = \pm x + \frac{1}{a} \tan \left(\frac{\pi}{4} \mp \frac{ax}{2} \right)$$

$$306. \int \frac{dx}{(\sin ax)(1 \pm \sin ax)} = \frac{1}{a} \tan \left(\frac{\pi}{4} \mp \frac{ax}{2} \right) + \frac{1}{a} \log \tan \frac{ax}{2}$$

$$307. \int \frac{dx}{(1 + \sin ax)^2} = -\frac{1}{2a} \tan \left(\frac{\pi}{4} - \frac{ax}{2} \right) - \frac{1}{6a} \tan^3 \left(\frac{\pi}{4} - \frac{ax}{2} \right)$$

$$308. \int \frac{dx}{(1 - \sin ax)^2} = \frac{1}{2a} \cot \left(\frac{\pi}{4} - \frac{ax}{2} \right) + \frac{1}{6a} \cot^3 \left(\frac{\pi}{4} - \frac{ax}{2} \right)$$

$$309. \int \frac{\sin ax}{(1 + \sin ax)^2} dx = -\frac{1}{2a} \tan \left(\frac{\pi}{4} - \frac{ax}{2} \right) + \frac{1}{6a} \tan^3 \left(\frac{\pi}{4} - \frac{ax}{2} \right)$$

$$310. \int \frac{\sin ax}{(1 - \sin ax)^2} dx = -\frac{1}{2a} \cot \left(\frac{\pi}{4} - \frac{ax}{2} \right) + \frac{1}{6a} \cot^3 \left(\frac{\pi}{4} - \frac{ax}{2} \right)$$

$$311. \int \frac{\sin x dx}{a + b \sin x} = \frac{x}{b} - \frac{a}{b} \int \frac{dx}{a + b \sin x}$$

$$312. \int \frac{dx}{(\sin x)(a + b \sin x)} = \frac{1}{a} \log \tan \frac{x}{2} - \frac{b}{a} \int \frac{dx}{a + b \sin x}$$

$$313. \int \frac{dx}{(a + b \sin x)^2} = \frac{b \cos x}{(a^2 - b^2)(a + b \sin x)} + \frac{a}{a^2 - b^2} \int \frac{dx}{a + b \sin x}$$

$$314. \int \frac{\sin x dx}{(a + b \sin x)^2} = \frac{a \cos x}{(b^2 - a^2)(a + b \sin x)} + \frac{b}{b^2 - a^2} \int \frac{dx}{a + b \sin x}$$

$$315. \int \frac{dx}{a^2 + b^2 \sin^2 cx} = \frac{1}{ac\sqrt{a^2 + b^2}} \tan^{-1} \frac{\sqrt{a^2 + b^2} \tan cx}{a}$$

$$316. \int \frac{dx}{a^2 - b^2 \sin^2 cx} = \begin{cases} \frac{1}{ac\sqrt{a^2 - b^2}} \tan^{-1} \frac{\sqrt{a^2 - b^2} \tan cx}{a}, & (a^2 > b^2) \\ \text{or} \\ \frac{1}{2ac\sqrt{b^2 - a^2}} \log \frac{\sqrt{b^2 - a^2} \tan cx + a}{\sqrt{b^2 - a^2} \tan cx - a}, & (a^2 < b^2) \end{cases}$$

$$317. \int \frac{\cos ax}{1 + \cos ax} dx = x - \frac{1}{a} \tan \frac{ax}{2}$$

$$318. \int \frac{\cos ax}{1 - \cos ax} dx = -x - \frac{1}{a} \cot \frac{ax}{2}$$

$$319. \int \frac{dx}{(\cos ax)(1 + \cos ax)} = \frac{1}{a} \log \tan \left(\frac{\pi}{4} + \frac{ax}{2} \right) - \frac{1}{a} \tan \frac{ax}{2}$$

$$320. \int \frac{dx}{(\cos ax)(1 - \cos ax)} = \frac{1}{a} \log \tan \left(\frac{\pi}{4} + \frac{ax}{2} \right) - \frac{1}{a} \cot \frac{ax}{2}$$

$$321. \int \frac{dx}{(1 + \cos ax)^2} = \frac{1}{2a} \tan \frac{ax}{2} + \frac{1}{6a} \tan^3 \frac{ax}{2}$$

$$322. \int \frac{dx}{(1 - \cos ax)^2} = -\frac{1}{2a} \cot \frac{ax}{2} - \frac{1}{6a} \cot^3 \frac{ax}{2}$$

$$323. \int \frac{\cos ax}{(1 + \cos ax)^2} dx = \frac{1}{2a} \tan \frac{ax}{2} - \frac{1}{6a} \tan^3 \frac{ax}{2}$$

$$324. \int \frac{\cos ax}{(1 - \cos ax)^2} dx = \frac{1}{2a} \cot \frac{ax}{2} - \frac{1}{6a} \cot^3 \frac{ax}{2}$$

$$325. \int \frac{\cos x dx}{a + b \cos x} = \frac{x}{b} - \frac{a}{b} \int \frac{dx}{a + b \cos x}$$

$$326. \int \frac{dx}{(\cos x)(a + b \cos x)} = \frac{1}{a} \log \tan \left(\frac{x}{2} + \frac{\pi}{4} \right) - \frac{b}{a} \int \frac{dx}{a + b \cos x}$$

$$327. \int \frac{dx}{(a + b \cos x)^2} = \frac{b \sin x}{(b^2 - a^2)(a + b \cos x)} - \frac{a}{b^2 - a^2} \int \frac{dx}{a + b \cos x}$$

$$328. \int \frac{\cos x}{(a + b \cos x)^2} dx = \frac{a \sin x}{(a^2 - b^2)(a + b \cos x)} - \frac{b}{a^2 - b^2} \int \frac{dx}{a + b \cos x}$$

$$329. \int \frac{dx}{a^2 + b^2 - 2ab \cos cx} = \frac{2}{c(a^2 - b^2)} \tan^{-1} \left(\frac{a + b}{a - b} \tan \frac{cx}{2} \right)$$

$$330. \int \frac{dx}{a^2 + b^2 \cos^2 cx} = \frac{1}{ac\sqrt{a^2 + b^2}} \tan^{-1} \frac{a \tan cx}{\sqrt{a^2 + b^2}}$$

$$331. \int \frac{dx}{a^2 - b^2 \cos^2 cx} = \begin{cases} \frac{1}{ac\sqrt{a^2 - b^2}} \tan^{-1} \frac{a \tan cx}{\sqrt{a^2 - b^2}}, & (a^2 > b^2) \\ \text{or} \\ \frac{1}{2ac\sqrt{b^2 - a^2}} \log \frac{a \tan cx - \sqrt{b^2 - a^2}}{a \tan cx + \sqrt{b^2 - a^2}}, & (b^2 > a^2) \end{cases}$$

$$332. \int \frac{\sin ax}{1 \pm \cos ax} dx = \mp \frac{1}{a} \log(1 \pm \cos ax)$$

$$333. \int \frac{\cos ax}{1 \pm \sin ax} dx = \pm \frac{1}{a} \log(1 \pm \sin ax)$$

$$334. \int \frac{dx}{(\sin ax)(1 \pm \cos ax)} = \pm \frac{1}{2a(1 \pm \cos ax)} + \frac{1}{2a} \log \tan \frac{ax}{2}$$

$$335. \int \frac{dx}{(\cos ax)(1 \pm \sin ax)} = \mp \frac{1}{2a(1 \pm \sin ax)} + \frac{1}{2a} \log \tan \left(\frac{\pi}{4} + \frac{ax}{2} \right)$$

$$336. \int \frac{dx}{\sin ax \pm \cos ax} = \frac{1}{a\sqrt{2}} \log \tan \left(\frac{ax}{2} \pm \frac{\pi}{8} \right)$$

$$337. \int \frac{dx}{(\sin ax \pm \cos ax)^2} = \frac{1}{2a} \tan \left(ax \mp \frac{\pi}{4} \right)$$

$$338. \int \frac{dx}{1 + \cos ax \pm \sin ax} = \pm \frac{1}{a} \log \left(1 \pm \tan \frac{ax}{2} \right)$$

$$339. \int \frac{dx}{a^2 \cos^2 cx - b^2 \sin^2 cx} = \frac{1}{2abc} \log \frac{b \tan cx + a}{b \tan cx - a}$$

$$340. \int x(\sin ax) dx = \frac{1}{a^2} \sin ax - \frac{x}{a} \cos ax$$

$$341. \int x^2(\sin ax) dx = \frac{2x}{a^2} \sin ax - \frac{a^2 x^2 - 2}{a^3} \cos ax$$

$$342. \int x^m \sin ax dx = \begin{cases} -\frac{1}{a} x^m \cos ax + \frac{m}{a} \int x^{m-1} \cos ax dx \\ \text{or} \\ \cos ax \sum_{r=0}^{\left[\frac{m}{2}\right]} (-1)^{r+1} \frac{m!}{(m-2r)!} \frac{x^{m-2r}}{a^{2r+1}} + \sin ax \sum_{r=0}^{\left[\frac{m-1}{2}\right]} (-1)^r \frac{m!}{(m-2r-1)!} \frac{x^{m-2r-1}}{a^{2r+2}} \end{cases}$$

Note: $[s]$ means greatest integer $\leq s$; Thus $[3.5]$ means 3; $[5] = 5$, $\left[\frac{1}{2}\right] = 0$.

$$343. \int x(\cos ax) dx = \frac{1}{a^2} \cos ax + \frac{x}{a} \sin ax$$

$$344. \int x^2(\cos ax) dx = \frac{2x \cos ax}{a^2} + \frac{a^2 x^2 - 2}{a^3} \sin ax$$

$$345. \int x^m \cos ax dx = \begin{cases} \frac{x^m \sin ax}{a} - \frac{m}{a} \int x^{m-1} \sin ax dx \\ \text{or} \\ \sin ax \sum_{r=0}^{\left[\frac{m}{2}\right]} (-1)^r \frac{m!}{(m-2r)!} \frac{x^{m-2r}}{a^{2r+1}} + \cos ax \sum_{r=0}^{\left[\frac{m-1}{2}\right]} (-1)^r \frac{m!}{(m-2r-1)!} \frac{x^{m-2r-1}}{a^{2r+2}} \end{cases}$$

Note: $[s]$ means greatest integer $\leq s$; Thus $[3.5]$ means 3; $[5] = 5$, $\left[\frac{1}{2}\right] = 0$.

$$346. \int \frac{\sin ax}{x} dx = \sum_{n=0}^r (-1)^n \frac{(ax)^{2n+1}}{(2n+1)(2n+1)!}$$

$$347. \int \frac{\cos ax}{x} dx = \log x + \sum_{n=1}^r (-1)^n \frac{(ax)^{2n}}{2n(2n)!}$$

$$348. \int x(\sin^2 ax) dx = \frac{x^2}{4} - \frac{x \sin 2ax}{4a} - \frac{\cos 2ax}{8a^2}$$

$$349. \int x^2(\sin^2 ax) dx = \frac{x^3}{6} - \left(\frac{x^2}{4a} - \frac{1}{8a^3} \right) \sin 2ax - \frac{x \cos 2ax}{4a^2}$$

$$350. \int x(\cos^2 ax) dx = \frac{x^2}{4} + \frac{x \sin 2ax}{4a} + \frac{\cos 2ax}{8a^2}$$

$$351. \int x^2(\cos^2 ax) dx = \frac{x^3}{6} + \left(\frac{x^2}{4a} - \frac{1}{8a^3} \right) \sin 2ax + \frac{x \cos 2ax}{4a^2}$$

$$352. \int \frac{\sin ax}{x^m} dx = -\frac{\sin ax}{(m-1)x^{m-1}} + \frac{a}{m-1} \int \frac{\cos ax}{x^{m-1}} dx$$

$$353. \int \frac{\cos ax}{x^m} dx = -\frac{\cos ax}{(m-1)x^{m-1}} - \frac{a}{m-1} \int \frac{\sin ax}{x^{m-1}} dx$$

$$354. \int \frac{x}{1 \pm \sin ax} dx = \mp \frac{x \cos ax}{a(1 \pm \sin ax)} + \frac{1}{a^2} \log(1 \pm \sin ax)$$

355. $\int \frac{x}{1 + \cos ax} dx = \frac{x}{a} \tan \frac{ax}{2} + \frac{2}{a^2} \log \cos \frac{ax}{2}$
356. $\int \frac{x}{1 - \cos ax} dx = -\frac{x}{a} \cot \frac{ax}{2} + \frac{2}{a^2} \log \sin \frac{ax}{2}$
357. $\int \frac{x + \sin x}{1 + \cos x} dx = x \tan \frac{x}{2}$
358. $\int \frac{x - \sin x}{1 - \cos x} dx = -x \cot \frac{x}{2}$
359. $\int \sqrt{1 - \cos ax} dx = -\frac{2 \sin ax}{a \sqrt{1 - \cos ax}} = -\frac{2\sqrt{2}}{a} \cos \left(\frac{ax}{2} \right)$
360. $\int \sqrt{1 + \cos ax} dx = \frac{2 \sin ax}{a \sqrt{1 + \cos ax}} = \frac{2\sqrt{2}}{a} \sin \left(\frac{ax}{2} \right)$
361. $\int \sqrt{1 + \sin x} dx = \pm 2 \left(\sin \frac{x}{2} - \cos \frac{x}{2} \right),$
362. [use + if $(8k - 1)\frac{\pi}{2} < x \leq (8k + 3)\frac{\pi}{2}$, otherwise -; k an integer]
363. $\int \sqrt{1 - \sin x} dx = \pm 2 \left(\sin \frac{x}{2} + \cos \frac{x}{2} \right),$
[use + if $(8k - 3)\frac{\pi}{2} < x \leq (8k + 1)\frac{\pi}{2}$, otherwise -; k an integer]
364. $\int \frac{dx}{\sqrt{1 - \cos x}} = \pm \sqrt{2} \log \tan \frac{x}{4},$
[use + if $4k\pi < x < (4k + 2)\pi$, otherwise -; k an integer]
365. $\int \frac{dx}{\sqrt{1 + \cos x}} = \pm \sqrt{2} \log \tan \left(\frac{x + \pi}{4} \right),$
[use + if $(4k - 1)\pi < x < (4k + 1)\pi$, otherwise -; k an integer]
366. $\int \frac{dx}{\sqrt{1 - \sin x}} = \pm \sqrt{2} \log \tan \left(\frac{x}{4} - \frac{\pi}{8} \right),$
[use + if $(8k + 1)\frac{\pi}{2} < x < (8k + 5)\frac{\pi}{2}$, otherwise -; k an integer]
367. $\int \frac{dx}{\sqrt{1 + \sin x}} = \pm \sqrt{2} \log \tan \left(\frac{x}{4} + \frac{\pi}{8} \right),$
[use + if $(8k - 1)\frac{\pi}{2} < x < (8k + 3)\frac{\pi}{2}$, otherwise -; k an integer]
368. $\int \tan^2(ax) dx = \frac{1}{a} \tan ax - x$
369. $\int \tan^n(ax) dx = \frac{\tan^{n-1} ax}{a(n-1)} - \int (\tan^{n-2} ax) dx$
370. $\int \cot^2(ax) dx = -\frac{1}{a} \cot ax - x$
371. $\int \cot^n(ax) dx = -\frac{\cot^{n-1} ax}{a(n-1)} - \int (\cot^{n-2} ax) dx$
372. $\int \frac{x}{\sin^2 ax} dx = \int x(\csc^2 ax) dx = -\frac{x \cot ax}{a} + \frac{1}{a^2} \log \sin ax$
373. $\int \frac{x}{\sin^n ax} dx = \int x(\csc^n ax) dx = -\frac{x \cos ax}{a(n-1) \sin^{n-1} ax}$
 $- \frac{1}{a^2(n-1)(n-2) \sin^{n-2} ax} + \frac{(n-2)}{(n-1)} \int \frac{x}{\sin^{n-2} ax} dx$
374. $\int \frac{x}{\cos^2 ax} dx = \int x(\sec^2 ax) dx = \frac{1}{a} x \tan ax + \frac{1}{a^2} \log \cos ax$
375. $\int \frac{x}{\cos^n(ax)} dx = \int x(\sec^n ax) dx = \frac{x \sin ax}{a(n-1) \cos^{n-1} ax}$
 $- \frac{1}{a^2(n-1)(n-2) \cos^{n-2} ax} + \frac{n-2}{n-1} \int \frac{x}{\cos^{n-2} ax} dx$
376. $\int \frac{\sin ax}{\sqrt{1 + b^2 \sin^2 ax}} dx = -\frac{1}{ab} \sin^{-1} \frac{b \cos ax}{\sqrt{1 + b^2}}$
377. $\int \frac{\sin ax}{\sqrt{1 - b^2 \sin^2 ax}} dx = -\frac{1}{ab} \log \left(b \cos ax + \sqrt{1 - b^2 \sin^2 ax} \right)$
378. $\int \sin(ax) \sqrt{1 + b^2 \sin^2 ax} dx = -\frac{\cos ax}{2a} \sqrt{1 + b^2 \sin^2 ax} - \frac{1 + b^2}{2ab} \sin^{-1} \frac{b \cos ax}{\sqrt{1 + b^2}}$
379. $\int \sin(ax) \sqrt{1 - b^2 \sin^2 ax} dx = -\frac{\cos ax}{2a} \sqrt{1 - b^2 \sin^2 ax} - \frac{1 - b^2}{2ab} \log \left(b \cos ax + \sqrt{1 - b^2 \sin^2 ax} \right)$
380. $\int \frac{\cos ax}{\sqrt{1 + b^2 \sin^2 ax}} dx = \frac{1}{ab} \log \left(b \sin ax + \sqrt{1 + b^2 \sin^2 ax} \right)$
381. $\int \frac{\cos ax}{\sqrt{1 - b^2 \sin^2 ax}} dx = \frac{1}{ab} \sin^{-1}(b \sin ax)$

$$\begin{aligned}
382. \quad \int \cos(ax) \sqrt{1 + b^2 \sin^2 ax} \, dx &= \frac{\sin ax}{2a} \sqrt{1 + b^2 \sin^2 ax} \\
&\quad + \frac{1}{2ab} \log(b \sin ax + \sqrt{1 + b^2 \sin^2 ax}) \\
383. \quad \int \cos(ax) \sqrt{1 - b^2 \sin^2 ax} \, dx &= \frac{\sin ax}{2a} \sqrt{1 - b^2 \sin^2 ax} + \frac{1}{2ab} \sin^{-1}(b \sin ax) \\
384. \quad \int \frac{dx}{\sqrt{a + b \tan^2 cx}} &= \frac{\pm 1}{c\sqrt{a-b}} \sin^{-1} \left(\sqrt{\frac{a-b}{a}} \sin cx \right), \quad (a > |b|) \\
&\quad [\text{use}[\text{use} + \text{if } (2k-1)\frac{\pi}{2} < x \leq (2k+1)\frac{\pi}{2}, \text{ otherwise } -; k \text{ an integer}]]
\end{aligned}$$

FORMS INVOLVING INVERSE TRIGONOMETRIC FUNCTIONS

$$\begin{aligned}
385. \quad \int \sin^{-1}(ax) \, dx &= x \sin^{-1} ax + \frac{\sqrt{1-a^2x^2}}{a} \\
386. \quad \int \cos^{-1}(ax) \, dx &= x \cos^{-1} ax - \frac{\sqrt{1-a^2x^2}}{a} \\
387. \quad \int \tan^{-1}(ax) \, dx &= x \tan^{-1} ax - \frac{1}{2a} \log(1 + a^2x^2) \\
388. \quad \int \cot^{-1}(ax) \, dx &= x \cot^{-1} ax + \frac{1}{2a} \log(1 + a^2x^2) \\
389. \quad \int \sec^{-1}(ax) \, dx &= x \sec^{-1} ax - \frac{1}{a} \log(ax + \sqrt{a^2x^2 - 1}) \\
390. \quad \int \csc^{-1}(ax) \, dx &= x \csc^{-1} ax + \frac{1}{a} \log(ax + \sqrt{a^2x^2 - 1}) \\
391. \quad \int \sin^{-1} \frac{x}{a} \, dx &= x \sin^{-1} \frac{x}{a} + \sqrt{a^2 - x^2}, \quad (a > 0) \\
392. \quad \int \cos^{-1} \frac{x}{a} \, dx &= x \cos^{-1} \frac{x}{a} - \sqrt{a^2 - x^2}, \quad (a > 0) \\
393. \quad \int \tan^{-1} \frac{x}{a} \, dx &= x \tan^{-1} \frac{x}{a} - \frac{a}{2} \log(a^2 + x^2) \\
394. \quad \int \cot^{-1} \frac{x}{a} \, dx &= x \cot^{-1} \frac{x}{a} + \frac{a}{2} \log(a^2 + x^2) \\
395. \quad \int x \sin^{-1}(ax) \, dx &= \frac{1}{4a^2} [(2a^2x^2 - 1) \sin^{-1}(ax) + ax \sqrt{1 - a^2x^2}] \\
396. \quad \int x \cos^{-1}(ax) \, dx &= \frac{1}{4a^2} [(2a^2x^2 - 1) \cos^{-1}(ax) - ax \sqrt{1 - a^2x^2}] \\
397. \quad \int x^n \sin^{-1}(ax) \, dx &= \frac{x^{n+1}}{n+1} \sin^{-1}(ax) - \frac{a}{n+1} \int \frac{x^{n+1} \, dx}{\sqrt{1 - a^2x^2}}, \quad (n \neq -1) \\
398. \quad \int x^n \cos^{-1}(ax) \, dx &= \frac{x^{n+1}}{n+1} \cos^{-1}(ax) + \frac{a}{n+1} \int \frac{x^{n+1} \, dx}{\sqrt{1 - a^2x^2}}, \quad (n \neq -1) \\
399. \quad \int x \tan^{-1}(ax) \, dx &= \frac{1 + a^2x^2}{2a^2} \tan^{-1} ax - \frac{x}{2a} \\
400. \quad \int x^n \tan^{-1}(ax) \, dx &= \frac{x^{n+1}}{n+1} \tan^{-1} ax - \frac{a}{n+1} \int \frac{x^{n+1}}{1 + a^2x^2} \, dx \\
401. \quad \int x \cot^{-1}(ax) \, dx &= \frac{1 + a^2x^2}{2a^2} \cot^{-1} ax + \frac{x}{2a} \\
402. \quad \int x^n \cot^{-1}(ax) \, dx &= \frac{x^{n+1}}{n+1} \cot^{-1} ax + \frac{a}{n+1} \int \frac{x^{n+1}}{1 + a^2x^2} \, dx \\
403. \quad \int \frac{\sin^{-1}(ax)}{x^2} \, dx &= a \log \left(\frac{1 - \sqrt{1 - a^2x^2}}{x} \right) - \frac{\sin^{-1}(ax)}{x} \\
404. \quad \int \frac{\cos^{-1}(ax)}{x^2} \, dx &= -\frac{1}{x} \cos^{-1}(ax) + a \log \frac{1 + \sqrt{1 - a^2x^2}}{x} \\
405. \quad \int \frac{\tan^{-1}(ax)}{x^2} \, dx &= -\frac{1}{x} \tan^{-1}(ax) - \frac{a}{2} \log \frac{1 + a^2x^2}{x^2} \\
406. \quad \int \frac{\cot^{-1}(ax)}{x^2} \, dx &= -\frac{1}{x} \cot^{-1} ax - \frac{a}{2} \log \frac{x^2}{a^2x^2 + 1}
\end{aligned}$$

$$407. \int (\sin^{-1} ax)^n dx = \begin{cases} x(\sin^{-1} ax)^n + \frac{n\sqrt{1-a^2x^2}}{a}(\sin^{-1} ax)^{n-1} - n(n-1) \int (\sin^{-1} ax)^{n-2} dx \\ \text{or} \\ \sum_{r=0}^{[n/2]} (-1)^r \frac{n!}{(n-2r)!} x(\sin^{-1} ax)^{n-2r} \\ \quad + \sum_{r=0}^{[n-1/2]} (-1)^r \frac{n! \sqrt{1-a^2x^2}}{(n-2r-1)!a} (\sin^{-1} ax)^{n-2r-1} \end{cases}$$

Note: $[s]$ means greatest integer $\leq s$. Thus $[3.5]$ means 3; $[5] = 5$, $[\frac{1}{2}] = 0$.

$$408. \int (\cos^{-1} ax)^n dx = \begin{cases} x(\cos^{-1} ax)^n - \frac{n\sqrt{1-a^2x^2}}{a}(\cos^{-1} ax)^{n-1} - n(n-1) \int (\cos^{-1} ax)^{n-2} dx \\ \text{or} \\ \sum_{r=0}^{[n/2]} (-1)^r \frac{n!}{(n-2r)!} x(\cos^{-1} ax)^{n-2r} \\ \quad \times \sum_{r=0}^{[n-1/2]} (-1)^r \frac{n! \sqrt{1-a^2x^2}}{(n-2r-1)!a} (\cos^{-1} ax)^{n-2r-1} \end{cases}$$

$$409. \int x \sec^{-1} ax dx = \frac{x^2}{2} \sec^{-1} ax - \frac{1}{2a^2} \sqrt{a^2x^2 - 1}$$

$$410. \int x^n \sec^{-1} ax dx = \frac{x^{n+1}}{n+1} \sec^{-1} ax - \frac{1}{n+1} \int \frac{x^n dx}{\sqrt{a^2x^2 - 1}}$$

$$411. \int \frac{\sec^{-1} ax}{x^2} dx = -\frac{\sec^{-1} ax}{x} + \frac{\sqrt{a^2x^2 - 1}}{x}$$

$$412. \int x \csc^{-1} ax dx = \frac{x^2}{2} \csc^{-1} ax + \frac{1}{2a^2} \sqrt{a^2x^2 - 1}$$

$$413. \int x^n \csc^{-1} ax dx = \frac{x^{n+1}}{n+1} \csc^{-1} ax + \frac{1}{n+1} \int \frac{x^n dx}{\sqrt{a^2x^2 - 1}}$$

$$414. \int \frac{\csc^{-1} ax}{x^2} dx = -\frac{\csc^{-1} ax}{x} - \frac{\sqrt{a^2x^2 - 1}}{x}$$

FORMS INVOLVING TRIGONOMETRIC SUBSTITUTIONS

$$415. \int f(\sin x) dx = 2 \int f\left(\frac{2z}{1+z^2}\right) \frac{dz}{1+z^2}, \quad \left(z = \tan \frac{x}{2}\right)$$

$$416. \int f(\cos x) dx = 2 \int f\left(\frac{1-z^2}{1+z^2}\right) \frac{dz}{1+z^2}, \quad \left(z = \tan \frac{x}{2}\right)$$

$$417. \int f(\sin x) dx = \int f(u) \frac{du}{\sqrt{1-u^2}}, \quad (u = \sin x)$$

$$418. \int f(\cos x) dx = - \int f(u) \frac{du}{\sqrt{1-u^2}}, \quad (u = \cos x)$$

$$419. \int f(\sin x, \cos x) dx = \int f\left(u, \sqrt{1-u^2}\right) \frac{du}{\sqrt{1-u^2}}, \quad (u = \sin x)$$

$$420. \int f(\sin x, \cos x) dx = 2 \int f\left(\frac{2z}{1+z^2}, \frac{1-z^2}{1+z^2}\right) \frac{dz}{1+z^2}, \quad \left(z = \tan \frac{x}{2}\right)$$

LOGARITHMIC FORMS

$$421. \int (\log x) dx = x \log x - x$$

$$422. \int x(\log x) dx = \frac{x^2}{2} \log x - \frac{x^2}{4}$$

$$423. \int x^2(\log x) dx = \frac{x^3}{3} \log x - \frac{x^3}{9}$$

$$424. \int x^n(\log x) dx = \frac{x^{n+1}}{n+1} \log x - \frac{x^{n+1}}{(n+1)^2}$$

$$425. \int (\log x)^2 dx = x(\log x)^2 - 2x \log x + 2x$$

426. $\int (\log x)^n dx = \begin{cases} x(\log x)^n - n \int (\log x)^{n-1} dx, & (n \neq -1) \\ \text{or} \\ (-1)^n n! x \sum_{r=0}^n \frac{(-\log x)^r}{r!} \end{cases}$
427. $\int \frac{(\log x)^n}{x} dx = \frac{1}{n+1} (\log x)^{n+1}$
428. $\int \frac{dx}{\log x} = \log(\log x) + \log x + \frac{(\log x)^2}{2 \cdot 2!} + \frac{(\log x)^3}{3 \cdot 3!} + \dots$
429. $\int \frac{dx}{x \log x} = \log(\log x)$
430. $\int \frac{dx}{x(\log x)^n} = -\frac{1}{(n-1)(\log x)^{n-1}}$
431. $\int \frac{x^m dx}{(\log x)^n} = -\frac{x^{m+1}}{(n-1)(\log x)^{n-1}} + \frac{m+1}{n-1} \int \frac{x^m dx}{(\log x)^{n-1}}$
432. $\int x^m (\log x)^n dx = \frac{x^{m+1} (\log x)^n}{m+1} - \frac{n}{m+1} \int x^m (\log x)^{n-1} dx$
433. $\int x^p \cos(b \ln x) dx = \frac{x^{p+1}}{(p+1)^2 + b^2} [b \sin(b \ln x) + (p+1) \cos(b \ln x)]$
434. $\int x^p \sin(b \ln x) dx = \frac{x^{p+1}}{(p+1)^2 + b^2} [(p+1) \sin(b \ln x) - b \cos(b \ln x)]$
435. $\int \log(ax+b) dx = \frac{ax+b}{a} \log(ax+b) - x$
436. $\int \frac{\log(ax+b)}{x^2} dx = \frac{a}{b} \log x - \frac{ax+b}{bx} \log(ax+b)$
437. $\int x^m [\log(ax+b)] dx = \frac{1}{m+1} \left[x^{m+1} - \left(-\frac{b}{a}\right)^{m+1} \right] \log(ax+b) - \frac{1}{m+1} \left(-\frac{b}{a}\right)^{m+1} \sum_{r=1}^{m+1} \frac{1}{r} \left(-\frac{ax}{b}\right)^r$
438. $\int \frac{\log(ax+b)}{x^m} dx = -\frac{1}{m-1} \frac{\log(ax+b)}{x^{m-1}} + \frac{1}{m-1} \left(-\frac{a}{b}\right)^{m-1} \log \frac{ax+b}{x}$
 $+ \frac{1}{m-1} \left(-\frac{a}{b}\right)^{m-1} \sum_{r=1}^{m-2} \frac{1}{r} \left(-\frac{b}{ax}\right)^r, \quad (m > 2)$
439. $\int \left[\log \frac{x+a}{x-a} \right] dx = (x+a) \log(x+a) - (x-a) \log(x-a)$
440. $\int x^m \left[\log \frac{x+a}{x-a} \right] dx = \frac{x^{m+1} - (-a)^{m+1}}{m+1} \log(x+a) - \frac{x^{m+1} - a^{m+1}}{m+1} \log(x-a)$
 $+ \frac{2a^{m+1}}{m+1} \sum_{r=1}^{\left[\frac{m+1}{2}\right]} \frac{1}{m-2r+2} \left(\frac{x}{a}\right)^{m-2r+2}$

Note: In the sum, $[s]$ means greatest integer $\leq s$; Thus $[3.5]$ means 3; $[5] = 5$, $\left[\frac{1}{2}\right] = 0$.

441. $\int \frac{1}{x^2} \left[\log \frac{x+a}{x-a} \right] dx = \frac{1}{x} \log \frac{x-a}{x+a} - \frac{1}{a} \log \frac{x^2-a^2}{x^2}$
442. $\int x^n (\log(a+bx+cx^2)) dx = \frac{x^{n+1}}{n+1} \log X - \frac{2c}{n+1} \int \frac{x^{n+2}}{X} dx - \frac{b}{n+1} \int \frac{x^{n+1}}{X} dx$
443. $\int \log(x^2+a^2) dx = x \log(x^2+a^2) - 2x + 2a \tan^{-1} \frac{x}{a}$
444. $\int \log(x^2-a^2) dx = x \log(x^2-a^2) - 2x + a \log \frac{x+a}{x-a}$
445. $\int x \log(x^2 \pm a^2) dx = \frac{1}{2} (x^2 \pm a^2) \log(x^2 \pm a^2) - \frac{1}{2} x^2$
446. $\int \log(x + \sqrt{x^2 \pm a^2}) dx = x \log(x + \sqrt{x^2 \pm a^2}) - \sqrt{x^2 \pm a^2}$
447. $\int x \log(x + \sqrt{x^2 \pm a^2}) dx = \left(\frac{x^2}{2} \pm \frac{a^2}{4} \right) \log(x + \sqrt{x^2 \pm a^2}) - \frac{x \sqrt{x^2 \pm a^2}}{4}$
448. $\int x^m \log(x + \sqrt{x^2 \pm a^2}) dx = \frac{x^{m+1}}{m+1} \log(x + \sqrt{x^2 \pm a^2}) - \frac{1}{m+1} \int \frac{x^{m+1}}{\sqrt{x^2 \pm a^2}} dx$
449. $\int \frac{\log(x + \sqrt{x^2 + a^2})}{x^2} dx = -\frac{\log(x + \sqrt{x^2 + a^2})}{x} - \frac{1}{a} \log \frac{a + \sqrt{x^2 + a^2}}{x}$
450. $\int \frac{\log(x + \sqrt{x^2 - a^2})}{x^2} dx = -\frac{\log(x + \sqrt{x^2 - a^2})}{x} + \frac{1}{|a|} \sec^{-1} \frac{x}{a}$

EXPONENTIAL FORMS

451. $\int e^x dx = e^x$
452. $\int e^{-x} dx = -e^{-x}$
453. $\int e^{ax} dx = \frac{e^{ax}}{a}$
454. $\int x e^{ax} dx = \frac{e^{ax}}{a^2}(ax - 1)$
455. $\int x^m e^{ax} dx = \frac{x^m e^{ax}}{a} - \frac{m}{a} \int x^{m-1} e^{ax} dx$
456. $\int \frac{e^{ax}}{x} dx = \log x + \frac{ax}{1!} + \frac{a^2 x^2}{2 \cdot 2!} + \frac{a^3 + x^3}{3 \cdot 3!} + \dots$
457. $\int \frac{e^{ax}}{x^m} dx = -\frac{1}{m-1} \frac{e^{ax}}{x^{m-1}} + \frac{a}{m-1} \int \frac{e^{ax}}{x^{m-1}} dx$
458. $\int e^{ax} \log x dx = \frac{e^{ax} \log x}{a} - \frac{1}{a} \int \frac{e^{ax}}{x} dx$
459. $\int \frac{dx}{1+e^x} = x - \log(1+e^x) = \log \frac{e^x}{1+e^x}$
460. $\int \frac{dx}{a+be^{bx}} = \frac{x}{a} - \frac{1}{ap} \log(a+be^{bx})$
461. $\int \frac{dx}{ae^{mx} + be^{-mx}} = \frac{1}{m\sqrt{ab}} \tan^{-1} \left(e^{mx} \sqrt{\frac{a}{b}} \right), \quad (a > 0, b > 0)$
462. $\int \frac{dx}{ae^{mx} - be^{-mx}} = \begin{cases} \frac{1}{2m\sqrt{ab}} \log \frac{\sqrt{a} e^{mx} - \sqrt{b}}{\sqrt{a} e^{mx} + \sqrt{b}} & (a > 0, b > 0) \\ \text{or} \\ -\frac{1}{m\sqrt{ab}} \tanh^{-1} \left(\sqrt{\frac{a}{b}} e^{mx} \right) & (ab > 0) \end{cases}$
463. $\int (a^x - a^{-x}) dx = \frac{a^x + a^{-x}}{\log a}$
464. $\int \frac{e^{ax}}{b+ce^{ax}} dx = \frac{1}{ac} \log(b+ce^{ax})$
465. $\int \frac{x e^{ax}}{(1+ax)^2} dx = \frac{e^{ax}}{a^2(1+ax)}$
466. $\int x e^{-x^2} dx = -\frac{1}{2} e^{-x^2}$
467. $\int e^{ax} \sin(bx) dx = \frac{e^{ax}[a \sin(bx) - b \cos(bx)]}{a^2 + b^2}$
468. $\int e^{ax} \sin(bx) \sin(cx) dx = \frac{e^{ax}[(b-c) \sin(b-c)x + a \cos(b-c)x]}{2[a^2 + (b-c)^2]} - \frac{e^{ax}[(b+c) \sin(b+c)x + a \cos(b+c)x]}{2[a^2 + (b+c)^2]}$
469. $\int e^{ax} \sin(bx) \cos(cx) dx = \begin{cases} \frac{e^{ax}[a \sin(b-c)x - (b-c) \cos(b-c)x]}{2[a^2 + (b-c)^2]} + \frac{e^{ax}[a \sin(b+c)x - (b+c) \cos(b+c)x]}{2[a^2 + (b+c)^2]} \\ \text{or} \\ \frac{e^{ax}}{\rho} [(a \sin bx - b \cos bx) \cos(cx - \alpha) - c(\sin bx) \sin(cx - \alpha)] \end{cases}$
 where $\rho = \sqrt{(a^2 + b^2 - c^2)^2 + 4a^2 c^2}$, $\rho \cos \alpha = a^2 + b^2 - c^2$, $\rho \sin \alpha = 2ac$
470. $\int e^{ax} \sin(bx) \sin(bx+c) dx = \frac{e^{ax} \cos c}{2a} - \frac{e^{ax}[a \cos(2bx+c) + 2b \sin(2bx+c)]}{2(a^2 + 4b^2)}$
471. $\int e^{ax} \sin(bx) \cos(bx+c) dx = -\frac{e^{ax} \sin c}{2a} + \frac{e^{ax}[a \sin(2bx+c) - 2b \cos(2bx+c)]}{2(a^2 + 4b^2)}$
472. $\int e^{ax} \cos(bx) dx = \frac{e^{ax}}{a^2 + b^2} [a \cos(bx) + b \sin(bx)]$
473. $\int e^{ax} \cos(bx) \cos(cx) dx = \frac{e^{ax}[(b-c) \sin(b-c)x + a \cos(b-c)x]}{2[a^2 + (b-c)^2]} + \frac{e^{ax}[(b+c) \sin(b+c)x + a \cos(b+c)x]}{2[a^2 + (b+c)^2]}$
474. $\int e^{ax} \cos(bx) \cos(bx+c) dx = \frac{e^{ax} \cos c}{2a} + \frac{e^{ax}[a \cos(2bx+c) + 2b \sin(2bx+c)]}{2(a^2 + 4b^2)}$
475. $\int e^{ax} \cos(bx) \sin(bx+c) dx = \frac{e^{ax} \sin c}{2a} + \frac{e^{ax}[a \sin(2bx+c) - 2b \cos(2bx+c)]}{2(a^2 + 4b^2)}$
476. $\int e^{ax} \sin^n(bx) dx = \frac{1}{a^2 + n^2 b^2} \left[(a \sin bx - nb \cos bx) e^{ax} \sin^{n-1} bx + n(n-1)b^2 \int e^{ax} \sin^{n-2} bx dx \right]$

$$\begin{aligned}
 477. \quad & \int e^{ax} \cos^n(bx) dx = \frac{1}{a^2 + n^2 b^2} \left[(a \cos bx + nb \sin bx) e^{ax} \cos^{n-1} bx + n(n-1)b^2 \int e^{ax} \cos^{n-2} bx dx \right] \\
 478. \quad & \int x^m e^x \sin x dx = \frac{1}{2} x^m e^x (\sin x - \cos x) - \frac{m}{2} \int x^{m-1} e^x \sin x dx + \frac{m}{2} \int x^{m-1} e^x \cos x dx \\
 479. \quad & \int x^m e^{ax} \sin(bx) dx = x^m e^{ax} \frac{a \sin bx - b \cos bx}{a^2 + b^2} - \frac{m}{a^2 + b^2} \int x^{m-1} e^{ax} (a \sin bx - b \cos bx) dx \\
 480. \quad & \int x^m e^x \cos x dx = \frac{1}{2} x^m e^x (\sin x + \cos x) - \frac{m}{2} \int x^{m-1} e^x \sin x dx - \frac{m}{2} \int x^{m-1} e^x \cos x dx \\
 481. \quad & \int x^m e^{ax} \cos(bx) dx = x^m e^{ax} \frac{a \cos bx + b \sin bx}{a^2 + b^2} - \frac{m}{a^2 + b^2} \int x^{m-1} e^{ax} (a \cos bx + b \sin bx) dx \\
 482. \quad & \int e^{ax} (\cos^m x) (\sin^n x) dx \\
 & \quad \left\{ \begin{aligned} & \frac{e^{ax} \cos^{m-1} x \sin^n x [a \cos x + (m+n) \sin x]}{(m+n)^2 + a^2} \\ & - \frac{na}{(m+n)^2 + a^2} \int e^{ax} (\cos^{m-1} x) (\sin^{n-1} x) dx + \frac{(m-1)(m+n)}{(m+n)^2 + a^2} \int e^{ax} (\cos^{m-2} x) (\sin^n x) dx \\ \text{or} \\ & \frac{e^{ax} \cos^m x \sin^{n-1} x [a \sin x - (m+n) \cos x]}{(m+n)^2 + a^2} \\ & + \frac{ma}{(m+n)^2 + a^2} \int e^{ax} (\cos^{m-1} x) (\sin^{n-1} x) dx + \frac{(n-1)(m+n)}{(m+n)^2 + a^2} \int e^{ax} (\cos^m x) (\sin^{n-2} x) dx \\ \text{or} \\ & \frac{e^{ax} (\cos^{m-1} x) (\sin^{n-1} x) (a \sin x \cos x + m \sin^2 x - n \cos^2 x)}{(m+n)^2 + a^2} \\ & + \frac{m(m-1)}{(m+n)^2 + a^2} \int e^{ax} (\cos^{m-2} x) (\sin^n x) dx + \frac{n(n-1)}{(m+n)^2 + a^2} \int e^{ax} (\cos^m x) (\sin^{n-2} x) dx \\ \text{or} \\ & \frac{e^{ax} (\cos^{m-1} x) (\sin^{n-1} x) (a \cos x \sin x + m \sin^2 x - n \cos^2 x)}{(m+n)^2 + a^2} \\ & + \frac{m(m-1)}{(m+n)^2 + a^2} \int e^{ax} (\cos^{m-2} x) (\sin^{n-2} x) dx + \frac{(n-m)(n+m-1)}{(m+n)^2 + a^2} \int e^{ax} (\cos^m x) (\sin^{n-2} x) dx \end{aligned} \right. \\
 483. \quad & \int x e^{ax} \sin(bx) dx = \frac{x e^{ax}}{a^2 + b^2} (a \sin bx - b \cos bx) - \frac{e^{ax}}{(a^2 + b^2)^2} [(a^2 - b^2) \sin bx - 2ab \cos bx] \\
 484. \quad & \int x e^{ax} \cos(bx) dx = \frac{x e^{ax}}{a^2 + b^2} (a \cos bx + b \sin bx) - \frac{e^{ax}}{(a^2 + b^2)^2} [(a^2 - b^2) \cos bx + 2ab \sin bx] \\
 485. \quad & \int \frac{e^{ax}}{\sin^n x} dx = -\frac{e^{ax} [a \sin x + (n-2) \cos x]}{(n-1)(n-2) \sin^{n-1} x} + \frac{a^2 + (n-2)^2}{(n-1)(n-2)} \int \frac{e^{ax}}{\sin^{n-2} x} dx \\
 486. \quad & \int \frac{e^{ax}}{\cos^n x} dx = -\frac{e^{ax} [a \cos x - (n-2) \sin x]}{(n-1)(n-2) \cos^{n-1} x} + \frac{a^2 + (n-2)^2}{(n-1)(n-2)} \int \frac{e^{ax}}{\cos^{n-2} x} dx \\
 487. \quad & \int e^{ax} \tan^n x dx = e^{ax} \frac{\tan^{n-1} x}{n-1} - \frac{a}{n-1} \int e^{ax} \tan^{n-1} x dx - \int e^{ax} \tan^{n-2} x dx
 \end{aligned}$$

HYPERBOLIC FORMS

$$\begin{aligned}
 488. \quad & \int \sinh x dx = \cosh x \\
 489. \quad & \int \cosh x dx = \sinh x \\
 490. \quad & \int \tanh x dx = \log \cosh x \\
 491. \quad & \int \coth x dx = \log \sinh x \\
 492. \quad & \int \operatorname{sech} x dx = \tan^{-1}(\sinh x) \\
 493. \quad & \int \operatorname{csch} x dx = \log \tanh \left(\frac{x}{2} \right) \\
 494. \quad & \int x \sinh x dx = x \cosh x - \sinh x \\
 495. \quad & \int x^n \sinh x dx = x^n \cosh x - n \int x^{n-1} (\cosh x) dx \\
 496. \quad & \int x \cosh x dx = x \sinh x - \cosh x \\
 497. \quad & \int x^n \cosh x dx = x^n \sinh x - n \int x^{n-1} (\sinh x) dx \\
 498. \quad & \int \operatorname{sech} x \tanh x dx = -\operatorname{sech} x \\
 499. \quad & \int \operatorname{csch} x \coth x dx = -\operatorname{csch} x
 \end{aligned}$$

500. $\int \sinh^2 x \, dx = \frac{\sinh 2x}{4} - \frac{x}{2}$
501. $\int (\sinh^m x)(\cosh^n x) \, dx = \begin{cases} \frac{1}{m+n}(\sinh^{m+1} x)(\cosh^{n-1} x) + \frac{n-1}{m+n} \int (\sinh^m x)(\cosh^{n-2} x) \, dx \\ \text{or} \\ \frac{1}{m+n} \sinh^{m-1} x \cosh^{n+1} x - \frac{m-1}{m+n} \int (\sinh^{m-2} x)(\cosh^n x) \, dx, \end{cases} \quad (m+n \neq 0)$
502. $\int \frac{dx}{(\sinh^m x)(\cosh^n x)} \begin{cases} -\frac{1}{(m-n)(\sinh^{m-1} x)(\cosh^{n-1} x)} - \frac{m+n-2}{m-1} \int \frac{dx}{(\sinh^{m-2} x)(\cosh^n x)}, & (m \neq 1) \\ \text{or} \\ \frac{1}{(n-1) \sinh^{m-1} x \cosh^{n-1} x} + \frac{m+n-2}{n-1} \int \frac{dx}{(\sinh^m x)(\cosh^{n-2} x)}, & (n \neq 1) \end{cases}$
503. $\int \tanh^2 x \, dx = x - \tanh x$
504. $\int \tanh^n x \, dx = -\frac{\tanh^{n-1} x}{n-1} + \int (\tanh^{n-2} x) \, dx, \quad (n \neq 1)$
505. $\int \operatorname{sech}^2 x \, dx = \tanh x$
506. $\int \cosh^2 x \, dx = \frac{\sinh 2x}{4} + \frac{x}{2}$
507. $\int \coth^2 x \, dx = x - \coth x$
508. $\int \coth^n x \, dx = -\frac{\coth^{n-1} x}{n-1} + \int \coth^{n-2} x \, dx, \quad (n \neq 1)$
509. $\int \operatorname{csch}^2 x \, dx = -\operatorname{ctnh} x$
510. $\int \sinh(mx) \sinh(nx) \, dx = \frac{\sinh(m+n)x}{2(m+n)} - \frac{\sinh(m-n)x}{2(m-n)}, \quad (m^2 \neq n^2)$
511. $\int \cosh(mx) \cosh(nx) \, dx = \frac{\sinh(m+n)x}{2(m+n)} + \frac{\sinh(m-n)x}{2(m-n)}, \quad (m^2 \neq n^2)$
512. $\int \sinh(mx) \cosh(nx) \, dx = \frac{\cosh(m+n)x}{2(m+n)} + \frac{\cosh(m-n)x}{2(m-n)}, \quad (m^2 \neq n^2)$
513. $\int \sinh^{-1} \frac{x}{a} \, dx = x \sinh^{-1} \frac{x}{a} - \sqrt{x^2 + a^2}, \quad (a > 0)$
514. $\int x \sinh^{-1} \frac{x}{a} \, dx = \left(\frac{x^2}{2} + \frac{a^2}{4} \right) \sinh^{-1} \frac{x}{a} - \frac{x}{4} \sqrt{x^2 + a^2}, \quad (a > 0)$
515. $\int x^n \sinh^{-1} x \, dx = \left(\frac{x^{n+1}}{n+1} \right) \sinh^{-1} x - \frac{1}{n+1} \int \frac{x^{n+1}}{(1+x^2)^{\frac{1}{2}}} \, dx, \quad (n \neq -1)$
516. $\int \cosh^{-1} \frac{x}{a} \, dx = \begin{cases} x \cosh^{-1} \frac{x}{a} - \sqrt{x^2 - a^2}, & (\cosh^{-1} \frac{x}{a} > 0) \\ \text{or} \\ x \cosh^{-1} \frac{x}{a} + \sqrt{x^2 - a^2}, & (\cosh^{-1} \frac{x}{a} < 0) \end{cases}, \quad (a > 0)$
517. $\int x \cosh^{-1} \frac{x}{a} \, dx = \frac{2x^2 - a^2}{4} \cosh^{-1} \frac{x}{a} - \frac{x}{4} (x^2 - a^2)^{\frac{1}{2}}$
518. $\int x^n (\cosh^{-1} x) \, dx = \frac{x^{n+1}}{n+1} \cosh^{-1} x - \frac{1}{n+1} \int \frac{x^{n+1}}{(x^2 - 1)^{\frac{1}{2}}} \, dx, \quad (n \neq -1)$
519. $\int \tanh^{-1} \frac{x}{a} \, dx = x \tanh^{-1} \frac{x}{a} + \frac{a}{2} \log(a^2 - x^2), \quad \left(\left| \frac{x}{a} \right| < 1 \right)$
520. $\int \coth^{-1} \frac{x}{a} \, dx = x \coth^{-1} \frac{x}{a} + \frac{a}{2} \log(x^2 - a^2), \quad \left(\left| \frac{x}{a} \right| > 1 \right)$
521. $\int x \tanh^{-1} \frac{x}{a} \, dx = \frac{x^2 - a^2}{2} \tanh^{-1} \frac{x}{a} + \frac{ax}{2}, \quad \left(\left| \frac{x}{a} \right| < 1 \right)$
522. $\int x^n \tanh^{-1} x \, dx = \frac{x^{n+1}}{n+1} \tanh^{-1} x - \frac{1}{n+1} \int \frac{x^{n+1}}{1-x^2} \, dx, \quad (n \neq -1)$
523. $\int x \coth^{-1} \frac{x}{a} \, dx = \frac{x^2 - a^2}{2} \coth^{-1} \frac{x}{a} + \frac{ax}{2}, \quad \left(\left| \frac{x}{a} \right| > 1 \right)$
524. $\int x^n \coth^{-1} x \, dx = \frac{x^{n+1}}{n+1} \coth^{-1} x + \frac{1}{n+1} \int \frac{x^{n+1}}{x^2 - 1} \, dx, \quad (n \neq -1)$
525. $\int \operatorname{sech}^{-1} x \, dx = x \operatorname{sech}^{-1} x + \sin^{-1} x$
526. $\int x \operatorname{sech}^{-1} x \, dx = \frac{x^2}{2} \operatorname{sech}^{-1} x - \frac{1}{2} \sqrt{1 - x^2}$
527. $\int x^n \operatorname{sech}^{-1} x \, dx = \frac{x^{n+1}}{n+1} \operatorname{sech}^{-1} x + \frac{1}{n+1} \int \frac{x^n}{\sqrt{1 - x^2}} \, dx, \quad (n \neq -1)$

$$\begin{aligned}
528. \quad & \int \operatorname{csch}^{-1} x \, dx = x \operatorname{csch}^{-1} x + \frac{x}{|x|} \sinh^{-1} x \\
529. \quad & \int x \operatorname{csch}^{-1} x \, dx = \frac{x^2}{2} \operatorname{csch}^{-1} x + \frac{1}{2} \frac{x}{|x|} \sqrt{1+x^2} \\
530. \quad & \int x^n \operatorname{csch}^{-1} x \, dx = \frac{x^{n+1}}{n+1} \operatorname{csch}^{-1} x + \frac{1}{n+1} \frac{x}{|x|} \int \frac{x^n}{\sqrt{x^2+1}} dx, \quad (n \neq -1)
\end{aligned}$$

DEFINITE INTEGRALS

$$\begin{aligned}
531. \quad & \int_0^\infty x^{n-1} e^{-x} dx = \int_0^1 \left(\log \frac{1}{x} \right)^{n-1} dx = \frac{1}{n} \prod_{m=1}^\infty \frac{\left(1 + \frac{1}{m}\right)^n}{1 + \frac{n}{m}} = \Gamma(n) \\
& \text{for } n \neq 0, -1, -2, -3, \dots \quad (\text{This is the Gamma function}) \\
532. \quad & \int_0^\infty t^n p^{-t} dt = \frac{n!}{(\log p)^{n+1}}, \quad (n = 0, 1, 2, 3, \dots \text{ and } p > 0) \\
533. \quad & \int_0^\infty t^{n-1} e^{-(a+1)t} dt = \frac{\Gamma(n)}{(a+1)^n}, \quad (n > 0, a > -1) \\
534. \quad & \int_0^1 x^m \left(\log \frac{1}{x} \right)^n dx = \frac{\Gamma(n+1)}{(m+1)^{n+1}}, \quad (m > -1, n > -1) \\
535. \quad & \Gamma(n) \text{ is finite if } n > 0; \Gamma(n+1) = n\Gamma(n) \\
536. \quad & \Gamma(n) \cdot \Gamma(1-n) = \frac{\pi}{\sin n\pi} \\
537. \quad & \Gamma(n) = (n-1)! \text{ if } n = \text{integer} > 0 \\
538. \quad & \Gamma\left(\frac{1}{2}\right) = 2 \int_0^\infty e^{-t^2} dt = \sqrt{\pi} = 1.7724538509 \dots = \left(-\frac{1}{2}\right)! \\
539. \quad & \Gamma\left(n + \frac{1}{2}\right) = \frac{1 \cdot 3 \cdot 5 \dots (2n-1)}{2^n} \sqrt{\pi} \quad n = 1, 2, 3, \dots \\
540. \quad & \Gamma\left(-n + \frac{1}{2}\right) = \frac{(-1)^n 2^n \sqrt{\pi}}{1 \cdot 3 \cdot 5 \dots (2n-1)} \quad n = 1, 2, 3, \dots \\
541. \quad & \int_0^1 x^{m-1} (1-x)^{n-1} dx = \int_0^\infty \frac{x^{m-1}}{(1+x)^{m+n}} dx = \frac{\Gamma(m)\Gamma(n)}{\Gamma(m+n)} = B(m, n) \\
& (\text{This is the Beta function}) \\
542. \quad & B(m, n) = B(n, m) = \frac{\Gamma(m)\Gamma(n)}{\Gamma(m+n)}, \text{ where } m \text{ and } n \text{ are any positive real numbers.} \\
543. \quad & \int_a^b (x-a)^m (b-x)^n dx = (b-a)^{m+n+1} \frac{\Gamma(m+1)\Gamma(n+1)}{\Gamma(m+n+2)}, \quad (m > -1, n > -1, b > a) \\
544. \quad & \int_1^\infty \frac{dx}{x^m} = \frac{1}{m-1}, \quad (m > 1) \\
545. \quad & \int_0^\infty \frac{dx}{(1+x)x^p} = \pi \csc p\pi, \quad (0 < p < 1) \\
546. \quad & \int_0^\infty \frac{dx}{(1-x)x^p} = -\pi \cot p\pi, \quad (0 < p < 1) \\
547. \quad & \int_0^\infty \frac{x^{p-1} dx}{(1+x)} = \frac{\pi}{\sin p\pi} = B(p, 1-p) = \Gamma(p)\Gamma(1-p), \quad (0 < p < 1) \\
548. \quad & \int_0^\infty \frac{x^{m-1} dx}{1+x^n} = \frac{\pi}{n \sin \frac{m\pi}{n}}, \quad (0 < m < n) \\
549. \quad & \int_0^\infty \frac{x^a dx}{(m+x^b)^c} = \frac{m^{\frac{a+1-bc}{b}}}{b} \left[\frac{\Gamma\left(\frac{a+1}{b}\right) \Gamma\left(c - \frac{a+1}{b}\right)}{\Gamma(c)} \right] \quad \left(a > -1, b > 0, m > 0, c > \frac{a+1}{b}\right) \\
550. \quad & \int_0^\infty \frac{dx}{(1+x)\sqrt{x}} = \pi \\
551. \quad & \int_0^\infty \frac{a dx}{a^2 + x^2} = \begin{cases} \frac{\pi}{2} & (\text{if } a > 0), \\ 0 & (\text{if } a = 0), \\ -\frac{\pi}{2} & (\text{if } a < 0) \end{cases} \\
552. \quad & \int_0^a (a^2 - x^2)^{n/2} dx = \frac{1}{2} \int_{-a}^a (a^2 - x^2)^{n/2} dx \\
& = \frac{1 \cdot 3 \cdot 5 \dots n}{2 \cdot 4 \cdot 6 \dots (n+1)} \frac{\pi}{2} \cdot a^{n+1} \quad (n \text{ odd}, a > 0) \\
553. \quad & \int_0^a x^m (a^2 - x^2)^{n/2} dx = \begin{cases} \frac{1}{2} a^{m+n+1} B\left(\frac{m+1}{2}, \frac{n+2}{2}\right) & (a > 0, m > -1, n > -2) \\ \text{or} \\ \frac{1}{2} a^{m+n+1} \frac{\Gamma\left(\frac{m+1}{2}\right) \Gamma\left(\frac{n+2}{2}\right)}{\Gamma\left(\frac{m+n+3}{2}\right)} & (a > 0, m > -1, n > -2) \end{cases}
\end{aligned}$$

$$554. \int_0^{\pi/2} \sin^n x \, dx = \begin{cases} \int_0^{\pi/2} (\cos^n x) \, dx \\ \frac{1 \cdot 3 \cdot 5 \cdot 7 \cdots (n-1) \pi}{2 \cdot 4 \cdot 6 \cdot 8 \cdots (n)} \frac{\pi}{2}, & (n \text{ an even integer, } n > 0), \\ \frac{1 \cdot 3 \cdot 5 \cdot 7 \cdots (n-1)}{2 \cdot 4 \cdot 6 \cdot 8 \cdots (n)}, & (n \text{ an odd integer}), \\ \frac{\sqrt{\pi}}{2} \frac{\Gamma\left(\frac{n+1}{2}\right)}{\Gamma\left(\frac{n}{2}+1\right)} & (n > -1) \end{cases}$$

$$555. \int_0^\infty \frac{\sin mx \, dx}{x} = \frac{\pi}{2}; \text{ if } m > 0; 0, \text{ if } m = 0; -\frac{\pi}{2}, \text{ if } m < 0$$

$$556. \int_0^\infty \frac{\cos x \, dx}{x} = \infty$$

$$557. \int_0^\infty \frac{\tan x \, dx}{x} = \frac{\pi}{2}$$

$$558. \int_0^\pi \sin ax \cdot \sin bx \, dx = \int_0^\pi \cos ax \cdot \cos bx \, dx = 0, \quad (a \neq b; a, b \text{ integers})$$

$$559. \int_0^{\pi/a} \sin(ax) \cos(ax) \, dx = \int_0^\pi \sin(ax) \cos(ax) \, dx = 0$$

$$560. \int_0^\pi \sin(ax) \cos(bx) \, dx = \begin{cases} \frac{2a}{a^2 - b^2} & \text{if } a - b \text{ is odd} \\ 0 & \text{if } a - b \text{ is even} \end{cases}$$

$$561. \int_0^\infty \frac{\sin x \cos mx}{x} \, dx = \begin{cases} 0 & \text{if } m < -1 \text{ or } m > 1 \\ \frac{\pi}{4} & \text{if } m = \pm 1 \\ \frac{\pi}{2} & \text{if } m^2 < 1 \end{cases}$$

$$562. \int_0^\infty \frac{\sin ax \sin bx}{x^2} \, dx = \frac{\pi a}{2}, \quad (a \leq b)$$

$$563. \int_0^\pi \sin^2 mx \, dx = \int_0^\pi \cos^2 mx \, dx = \frac{\pi}{2} \quad (m \text{ is a non-zero integer})$$

$$564. \int_0^\infty \frac{\sin^2(px)}{x^2} \, dx = \frac{\pi|p|}{2}$$

$$565. \int_0^\infty \frac{\sin x}{x^p} \, dx = \frac{\pi}{2\Gamma(p) \sin(p\pi/2)}, \quad (0 < p < 1)$$

$$566. \int_0^\infty \frac{\cos x}{x^p} \, dx = \frac{\pi}{2\Gamma(p) \cos(p\pi/2)}, \quad (0 < p < 1)$$

$$567. \int_0^\infty \frac{1 - \cos px}{x^2} \, dx = \frac{\pi|p|}{2}$$

$$568. \int_0^\infty \frac{\sin px \cos qx}{x} \, dx = \begin{cases} 0 & q > p > 0 \\ \frac{\pi}{2} & p > q > 0 \\ \frac{\pi}{4} & p = q > 0 \end{cases}$$

$$569. \int_0^\infty \frac{\cos(mx)}{x^2 + a^2} \, dx = \frac{\pi}{2|a|} e^{-|ma|}$$

$$570. \int_0^\infty \cos(x^2) \, dx = \int_0^\infty \sin(x^2) \, dx = \frac{1}{2} \sqrt{\frac{\pi}{2}}$$

$$571. \int_0^\infty \sin ax^n \, dx = \frac{1}{na^{1/n}} \Gamma(1/n) \sin \frac{\pi}{2n}, \quad (n > 1)$$

$$572. \int_0^\infty \cos ax^n \, dx = \frac{1}{na^{1/n}} \Gamma(1/n) \cos \frac{\pi}{2n}, \quad (n > 1)$$

$$573. \int_0^\infty \frac{\sin x}{\sqrt{x}} \, dx = \int_0^\infty \frac{\cos x}{\sqrt{x}} \, dx = \sqrt{\frac{\pi}{2}}$$

$$574. \int_0^\infty \frac{\sin^3 x}{x} \, dx = \frac{\pi}{4}$$

$$575. \int_0^\infty \frac{\sin^3 x}{x^2} \, dx = \frac{3}{4} \log 3$$

$$576. \int_0^\infty \frac{\sin^3 x}{x^3} \, dx = \frac{3\pi}{8}$$

$$577. \int_0^\infty \frac{\sin^4 x}{x^4} \, dx = \frac{\pi}{3}$$

$$578. \int_0^{\pi/2} \frac{dx}{1 + a \cos x} = \frac{\cos^{-1} a}{\sqrt{1 - a^2}}, \quad (|a| < 1)$$

$$579. \int_0^\pi \frac{dx}{a + b \cos x} = \frac{\pi}{\sqrt{a^2 - b^2}}, \quad (a > b \geq 0)$$

$$580. \int_0^{2\pi} \frac{dx}{1 + a \cos x} = \frac{2\pi}{\sqrt{1 - a^2}}, \quad (a^2 < 1)$$

581. $\int_0^\infty \frac{\cos ax - \cos bx}{x} dx = \log \left| \frac{b}{a} \right|$
582. $\int_0^{\pi/2} \frac{dx}{a^2 \sin^2 x + b^2 \cos^2 x} = \frac{\pi}{2|ab|}$
583. $\int_0^{\pi/2} \frac{dx}{(a^2 \sin^2 x + b^2 \cos^2 x)^2} = \frac{\pi(a^2 + b^2)}{4a^3 b^3}, \quad (a, b > 0)$
584. $\int_0^{\pi/2} \sin^{n-1} x \cos^{m-1} x dx = \frac{1}{2} B\left(\frac{n}{2}, \frac{m}{2}\right), \quad (\text{if } m \text{ and } n \text{ are positive integers})$
585. $\int_0^{\pi/2} (\sin^{2n+1} \theta) d\theta = \frac{2 \cdot 4 \cdot 6 \dots (2n)}{1 \cdot 3 \cdot 5 \dots (2n+1)}, \quad (n = 1, 2, 3, \dots)$
586. $\int_0^{\pi/2} (\sin^{2n} \theta) d\theta = \frac{1 \cdot 3 \cdot 5 \dots (2n-1)}{2 \cdot 4 \dots (2n)} \left(\frac{\pi}{2}\right), \quad (n = 1, 2, 3, \dots)$
587. $\int_0^{\pi/2} \frac{x}{\sin x} dx = 2 \left(\frac{1}{1^2} - \frac{1}{3^2} + \frac{1}{5^2} - \frac{1}{7^2} + \dots \right)$
588. $\int_0^{\pi/2} \frac{dx}{1 + \tan^m x} = \frac{\pi}{4}$
589. $\int_0^{\pi/2} \sqrt{\cos \theta} d\theta = \frac{(2\pi)^{\frac{3}{2}}}{\left[\Gamma\left(\frac{1}{4}\right)\right]^2}$
590. $\int_0^{\pi/2} (\tan^b \theta) d\theta = \frac{\pi}{2 \cos\left(\frac{b\pi}{2}\right)}, \quad (0 < b < 1)$
591. $\int_0^\infty \frac{\tan^{-1}(ax) - \tan^{-1}(bx)}{x} dx = \frac{\pi}{2} \log \frac{a}{b}, \quad (a, b > 0)$
592. $\int_0^\infty e^{-ax} dx = \frac{1}{a}, \quad (a > 0)$
593. $\int_0^\infty \frac{e^{-ax} - e^{-bx}}{x} dx = \log \frac{b}{a}, \quad (a, b > 0)$
594. $\int_0^\infty x^n e^{-ax} dx = \begin{cases} \frac{\Gamma(n+1)}{a^{n+1}} & (\text{if } n > -1 \text{ and } a > 0) \\ \text{or} \\ \frac{n!}{a^{n+1}} & (\text{if } a > 0 \text{ and } n \text{ is a positive integer}) \end{cases}$
595. $\int_0^\infty x^n \exp(-ax^p) dx = \frac{\Gamma\left(\frac{n+1}{p}\right)}{pa^{\frac{n+1}{p}}}, \quad (n > -1, p > 0, a > 0)$
596. $\int_0^\infty e^{-a^2 x^2} dx = \frac{1}{2a} \sqrt{\pi} = \frac{1}{2a} \Gamma\left(\frac{1}{2}\right), \quad (a > 0)$
597. $\int_0^\infty x e^{-x^2} dx = \frac{1}{2}$
598. $\int_0^\infty x^2 e^{-x^2} dx = \frac{\sqrt{\pi}}{4}$
599. $\int_0^\infty x^{2n} e^{-ax^2} dx = \frac{1 \cdot 3 \cdot 5 \dots (2n-1)}{2^{n+1} a^n} \sqrt{\frac{\pi}{a}} \quad (a > 0, n > -\frac{1}{2})$
600. $\int_0^\infty x^{2n+1} e^{-ax^2} dx = \frac{n!}{2a^{n+1}}, \quad (a > 0, n > -1)$
601. $\int_0^\infty e^{\left(-x^2 - \frac{a^2}{x^2}\right)} dx = \frac{e^{-2a} \sqrt{\pi}}{2}, \quad (a \geq 0)$
602. $\int_0^\infty e^{-nx} \sqrt{x} dx = \frac{1}{2n} \sqrt{\frac{\pi}{n}} \quad (n > 0)$
603. $\int_0^\infty \frac{e^{-nx}}{\sqrt{x}} dx = \sqrt{\frac{\pi}{n}} \quad (n > 0)$
604. $\int_0^\infty e^{-ax} \cos mx dx = \frac{a}{a^2 + m^2}, \quad (a > 0)$
605. $\int_0^\infty e^{-ax} \sin mx dx = \frac{m}{a^2 + m^2}, \quad (a > 0)$
606. $\int_0^\infty x e^{-ax} \sin(bx) dx = \frac{2ab}{(a^2 + b^2)^2}, \quad (a > 0)$
607. $\int_0^\infty x e^{-ax} \cos(bx) dx = \frac{a^2 - b^2}{(a^2 + b^2)^2}, \quad (a > 0)$
608. $\int_0^\infty x^n e^{-ax} \sin(bx) dx = \frac{n![(a+ib)^{n+1} - (a-ib)^{n+1}]}{2i(a^2 + b^2)^{n+1}}, \quad (i^2 = -1, a > 0)$
609. $\int_0^\infty x^n e^{-ax} \cos(bx) dx = \frac{n![(a-ib)^{n+1} + (a+ib)^{n+1}]}{2(a^2 + b^2)^{n+1}}, \quad (i^2 = -1, a > 0, n > -1)$
610. $\int_0^\infty \frac{e^{-ax} \sin x}{x} dx = \cot^{-1} a, \quad (a > 0)$

611. $\int_0^\infty e^{-a^2 x^2} \cos bx \, dx = \frac{\sqrt{\pi}}{2|a|} \exp\left(-\frac{b^2}{4a^2}\right), \quad (ab \neq 0)$
612. $\int_0^\infty e^{-t \cos \phi} t^{b-1} \sin(t \sin \phi) \, dt = \Gamma(b) \sin(b\phi), \quad (b > 0, -\frac{\pi}{2} < \phi < \frac{\pi}{2})$
613. $\int_0^\infty e^{-t \cos \phi} t^{b-1} \cos(t \sin \phi) \, dt = \Gamma(b) \cos(b\phi), \quad (b > 0, -\frac{\pi}{2} < \phi < \frac{\pi}{2})$
614. $\int_0^\infty t^{b-1} \cos t \, dt = \Gamma(b) \cos\left(\frac{b\pi}{2}\right), \quad (0 < b < 1)$
615. $\int_0^\infty t^{b-1} (\sin t) \, dt = \Gamma(b) \sin\left(\frac{b\pi}{2}\right), \quad (0 < b < 1)$
616. $\int_0^1 (\log x)^n \, dx = (-1)^n n! \quad (n > -1)$
617. $\int_0^1 \left(\log \frac{1}{x}\right)^{\frac{1}{2}} \, dx = \frac{\sqrt{\pi}}{2}$
618. $\int_0^1 \left(\log \frac{1}{x}\right)^n \, dx = n!$
619. $\int_0^1 x \log(1-x) \, dx = -\frac{3}{4}$
620. $\int_0^1 x \log(1+x) \, dx = \frac{1}{4}$
621. $\int_0^1 x^m (\log x)^n \, dx = \frac{(-1)^n n!}{(m+1)^{n+1}}, \quad (m > -1, n = 0, 1, 2, \dots)$
If $n \neq 0, 1, 2, \dots$ replace $n!$ by $\Gamma(n+1)$.
622. $\int_0^1 \frac{\log x}{1+x} \, dx = -\frac{\pi^2}{12}$
623. $\int_0^1 \frac{\log x}{1-x} \, dx = -\frac{\pi^2}{6}$
624. $\int_0^1 \frac{\log(1+x)}{x} \, dx = \frac{\pi^2}{12}$
625. $\int_0^1 \frac{\log(1-x)}{x} \, dx = -\frac{\pi^2}{6}$
626. $\int_0^1 \frac{\log x}{1-x^2} \, dx = -\frac{\pi^2}{8}$
627. $\int_0^1 \log\left(\frac{1+x}{1-x}\right) \frac{dx}{x} = \frac{\pi^2}{4}$
628. $\int_0^1 \frac{\log x \, dx}{\sqrt{1-x^2}} = -\frac{\pi}{2} \log 2$
629. $\int_0^1 x^m \left[\log\left(\frac{1}{x}\right)\right]^n \, dx = \frac{\Gamma(n+1)}{(m+1)^{n+1}}, \quad (\text{if } m+1 > 0 \text{ and } n+1 > 0)$
630. $\int_0^1 \frac{(x^p - x^q) \, dx}{\log x} = \log\left(\frac{p+1}{q+1}\right), \quad (p+1 > 0, q+1 > 0)$
631. $\int_0^\infty \log\left(\frac{e^x + 1}{e^x - 1}\right) \, dx = \frac{\pi^2}{4}$
632. $\int_0^{\pi/2} \log(\sin x) \, dx = \int_0^{\pi/2} \log \cos x \, dx = -\frac{\pi}{2} \log 2$
633. $\int_0^{\pi/2} \log(\sec x) \, dx = \int_0^{\pi/2} \log \csc x \, dx = \frac{\pi}{2} \log 2$
634. $\int_0^\pi x \log(\sin x) \, dx = -\frac{\pi^2}{2} \log 2$
635. $\int_0^{\pi/2} \sin x \log(\sin x) \, dx = \log 2 - 1$
636. $\int_0^{\pi/2} \log \tan x \, dx = 0$
637. $\int_0^\pi \log(a \pm b \cos x) \, dx = \pi \log\left(\frac{a + \sqrt{a^2 - b^2}}{2}\right), \quad (a \geq b)$
638. $\int_0^\pi \log(a^2 - 2ab \cos x + b^2) \, dx = \begin{cases} 2\pi \log a & a \geq b > 0 \\ 2\pi \log b & b \geq a > 0 \end{cases}$
639. $\int_0^\infty \frac{\sin ax}{\sinh bx} \, dx = \frac{\pi}{2|b|} \tanh \frac{a\pi}{2b}$
640. $\int_0^\infty \frac{\cos ax}{\cosh bx} \, dx = \frac{\pi}{2|b|} \operatorname{sech} \frac{a\pi}{2b}$

$$\begin{aligned}
641. \quad & \int_0^\infty \frac{dx}{\cosh ax} = \frac{\pi}{2|a|} \\
642. \quad & \int_0^\infty \frac{x dx}{\sinh ax} = \frac{\pi^2}{4a^2} \quad (a > 0) \\
643. \quad & \int_0^\infty e^{-ax} \cosh bx dx = \frac{a}{a^2 - b^2}, \quad (0 \leq |b| < a) \\
644. \quad & \int_0^\infty e^{-ax} \sinh bx dx = \frac{b}{a^2 - b^2}, \quad (0 \leq |b| < a) \\
645. \quad & \int_0^\infty \frac{\sinh ax}{e^{bx} + 1} dx = \frac{\pi}{2b} \csc \frac{a\pi}{b} - \frac{1}{2a} \quad (b > 0) \\
646. \quad & \int_0^\infty \frac{\sinh ax}{e^{bx} - 1} dx = \frac{1}{2a} - \frac{\pi}{2b} \cot \frac{a\pi}{b} \quad (b > 0) \\
647. \quad & \int_0^{\pi/2} \frac{dx}{\sqrt{1 - k^2 \sin^2 x}} = \frac{\pi}{2} \left[1 + \left(\frac{1}{2}\right)^2 k^2 + \left(\frac{1 \cdot 3}{2 \cdot 4}\right)^2 k^4 + \left(\frac{1 \cdot 3 \cdot 5}{2 \cdot 4 \cdot 6}\right)^2 k^6 + \dots \right], \quad \text{if } k^2 < 1 \\
648. \quad & \int_0^{\pi/2} \sqrt{1 - k^2 \sin^2 x} dx = \frac{\pi}{2} \left[1 - \left(\frac{1}{2}\right)^2 k^2 - \left(\frac{1 \cdot 3}{2 \cdot 4}\right)^2 \frac{k^4}{3} - \left(\frac{1 \cdot 3 \cdot 5}{2 \cdot 4 \cdot 6}\right)^2 \frac{k^6}{5} - \dots \right], \quad \text{if } k^2 < 1 \\
649. \quad & \int_0^\infty e^{-x} \log x dx = -\gamma = -0.5772157 \dots \\
650. \quad & \int_0^\infty e^{-x^2} \log x dx = -\frac{\sqrt{\pi}}{4} (\gamma + 2 \log 2) \\
651. \quad & \int_0^\infty \left(\frac{1}{1 - e^{-x}} - \frac{1}{x} \right) e^{-x} dx = \gamma = 0.5772157 \dots \quad [\text{Euler's Constant}] \\
652. \quad & \int_0^\infty \frac{1}{x} \left(\frac{1}{1+x} - e^{-x} \right) dx = \gamma = 0.5772157 \dots
\end{aligned}$$

5.4 DIFFERENTIAL EQUATIONS

5.4.1 Linear Differential Equations

Any linear differential equation may be written in the form $p(D)y = R(x)$ or

$$b_n(x)y^{(n)} + b_{n-1}(x)y^{(n-1)} + \dots + b_1(x)y' + b_0(x)y = R(x) \quad (21)$$

where

- D is the differential operation: $D = \frac{d}{dx}$ (Powers of D denote repeated differentiation: $D^n = \frac{d^n}{dx^n}$)
- $p(D)$ is a polynomial in D (whose coefficients may depend on x)
- y is the dependent variable
- x is the independent variable
- $R(x)$ is an arbitrary function of x

For such an equation, the general solution may be written in the form $y = y_c + y_p$ where y_p is any particular solution, and y_c is called the *complementary function*. These functions satisfy $p(D)y_c = 0$ and $p(D)y_p = R(x)$.

Note that equation (21) can be written in the form $\frac{dy}{dx} = A(x)y + r(x)$ where

$$y = \begin{bmatrix} y \\ y' \\ y'' \\ \vdots \\ y^{(n-1)} \end{bmatrix}, \quad A(x) = \begin{bmatrix} 0 & 1 & 0 & \dots & 0 \\ 0 & 0 & 1 & & 0 \\ \vdots & \vdots & & \ddots & \\ 0 & 0 & 0 & & 1 \\ -\frac{b_0}{b_n} & -\frac{b_1}{b_n} & -\frac{b_2}{b_n} & \dots & -\frac{b_{n-1}}{b_n} \end{bmatrix}, \quad r(x) = \begin{bmatrix} 0 \\ 0 \\ \vdots \\ 0 \\ \frac{R}{b_n} \end{bmatrix}.$$

5.4.2 Second Order Linear Constant Coefficient Equation

Consider $ay'' + by' + cy = 0$, where a , b , and c are real constants. Let m_1 and m_2 be the roots of $am^2 + bm + c = 0$. There are three forms of the solution:

1. If m_1 and m_2 are real and distinct, then

$$y(x) = c_1 e^{m_1 x} + c_2 e^{m_2 x}$$

2. If m_1 and m_2 are real and equal, then

$$y(x) = c_1 e^{m_1 x} + c_2 x e^{m_1 x}$$

3. If $m_1 = p + iq$ and $m_2 = p - iq$ (with $p = -\frac{b}{2a}$ and $q = \frac{\sqrt{4ac - b^2}}{2a}$), then

$$y(x) = e^{px} (c_1 \cos qx + c_2 \sin qx)$$

Consider $ay'' + by' + cy = R(x)$, where a , b , and c are real constants. Let m_1 and m_2 be as above.

1. If m_1 and m_2 are real and distinct, then

$$y(x) = C_1 e^{m_1 x} + C_2 e^{m_2 x} + \frac{e^{m_1 x}}{m_1 - m_2} \int^x e^{-m_1 z} R(z) dz + \frac{e^{m_2 x}}{m_2 - m_1} \int^x e^{-m_2 z} R(z) dz$$

2. If m_1 and m_2 are real and equal, then

$$y(x) = C_1 e^{m_1 x} + C_2 x e^{m_1 x} + x e^{m_1 x} \int^x e^{-m_1 z} R(z) dz - e^{m_1 x} \int^x z e^{-m_1 z} R(z) dz$$

3. If $m_1 = p + iq$ and $m_2 = p - iq$, then

$$y(x) = e^{px} (c_1 \cos qx + c_2 \sin qx) + e^{px} \frac{\sin qx}{q} \int^x e^{-pz} R(z) \cos qz dz - e^{px} \frac{\cos qx}{q} \int^x e^{-pz} R(z) \sin qz dz$$

5.4.3 Homogeneous Solutions of Higher Order Constant Coefficient Equations

For the special case of a linear differential equation with constant coefficients (i.e., the $\{b_i\}$ in Equation (21) are constants), the procedure for finding the homogeneous solution is as follows:

- Factor the polynomial $p(D)$ into real and complex linear factors, just as if D were a variable instead of an operator.
- For each non-repeated linear factor of the form $(D - a)$, where a is real, write a term of the form $c e^{ax}$, where c is an arbitrary constant.
- For each repeated real linear factor of the form $(D - a)^m$, write the following sum of m terms

$$c_1 e^{ax} + c_2 x e^{ax} + c_3 x^2 e^{ax} + \cdots + c_m x^{m-1} e^{ax}$$

where the c_i 's are arbitrary constants.

- For each non-repeated complex conjugate pair of factors of the form $(D - a + ib)(D - a - ib)$, write the following two terms

$$c_1 e^{ax} \cos bx + c_2 e^{ax} \sin bx.$$

- For each repeated complex conjugate pair of factors of the form $(D - a + ib)^m (D - a - ib)^m$, write the following $2m$ terms

$$c_1 e^{ax} \cos bx + c_2 e^{ax} \sin bx + c_3 x e^{ax} \cos bx + c_4 x e^{ax} \sin bx + \cdots + c_{2m-1} x^{m-1} e^{ax} \cos bx + c_{2m} x^{m-1} e^{ax} \sin bx. \quad (22)$$

- The sum of all the terms thus written is the homogeneous solution.

Example For the linear equation

$$y^{(7)} - 14y^{(6)} + 81y^{(5)} - 252y^{(4)} + 455y^{(3)} - 474y'' + 263y' - 60y = 0,$$

$p(D)$ factors as $p(D) = (D - 1)^3 (D - (2 + i))(D - (2 - i))(D - 3)(D - 4)$. The roots are thus $\{1, 1, 1, 2 + i, 2 - i, 3, 4\}$. Hence, the homogeneous solution has the form

$$y_h(x) = (c_0 + c_1 x + c_2 x^2) e^x + (c_3 \sin x + c_4 \cos x) e^{2x} + c_5 e^{3x} + c_6 e^{4x}$$

where $\{c_0, \dots, c_6\}$ are arbitrary constants.

5.4.4 Particular Solutions

The following are solutions for some specific ordinary differential equations. These assume that $P(x)$ is a polynomial of degree n and $\{a, b, p, q, r, s\}$ are constants. If you wish to replace "sin" with "cos" in $R(x)$, then use the given result but replace "sin" by "cos," and replace "cos" by $-\sin$.

1. Particular solutions to $y' - ay = R(x)$

(a) If $R(x) = e^{rx}$,

(b) If $R(x) = \sin sx$,

(c) If $R(x) = P(x)$,

(d) If $R(x) = e^{rx} \sin sx$,

(e) If $R(x) = P(x) e^{rx}$,

(f) If $R(x) = P(x) \sin sx$,

(g) If $R(x) = P(x) e^{rx} \sin sx$,

$$y = -\frac{a \sin sx + s \cos sx}{a^2 + s^2} = -\left(a^2 + s^2\right)^{-1/2} \sin\left(sx + \tan^{-1} \frac{s}{a}\right) \quad y = e^{rx}/(r - a)$$

$$y = -\frac{1}{a} \left[P(x) + \frac{P'(x)}{a} + \frac{P''(x)}{a^2} + \cdots + \frac{P^{(n)}(x)}{a^n} \right]$$

Replace a by $(a - r)$ in formula (1b) and multiply solution by e^{rx}

Replace a by $(a - r)$ in formula (1c) and multiply solution by e^{rx}

$$y = -\sin sx \left[\frac{a}{a^2 + s^2} P(x) + \frac{a^2 - s^2}{(a^2 + s^2)^2} P'(x) + \cdots + \frac{a^k - \binom{k}{2} a^{k-2} s^2 + \binom{k}{4} a^{k-4} s^4 - \cdots}{(a^2 + s^2)^k} P^{(k-1)}(x) + \cdots \right]$$

$$- \cos sx \left[\frac{s}{a^2 + s^2} P(x) + \frac{2as}{(a^2 + s^2)^2} P'(x) + \cdots + \frac{\binom{k}{1} a^{k-1} s - \binom{k}{3} a^{k-3} s^3 + \cdots}{(a^2 + s^2)^k} P^{(k-1)}(x) + \cdots \right].$$

Replace a by $(a - r)$ in formula (1f) and multiply solution by e^{rx}

(h) If $R(x) = e^{ax}$,

(i) If $R(x) = e^{ax} \sin sx$,

(j) If $R(x) = P(x)e^{ax}$,

(k) If $R(x) = P(x)e^{ax} \sin sx$,

$$y = xe^{ax}$$

$$y = -e^{ax} \cos sx/s$$

$$y = e^{ax} \int^x P(z) dz$$

$$y = \frac{e^{ax} \sin sx}{s} \left[\frac{P'(x)}{s} - \frac{P'''(x)}{s^3} + \frac{P^{(5)}(x)}{s^5} + \dots \right]$$

$$- \frac{e^{ax} \cos sx}{s} \left[P(x) - \frac{P''(x)}{s^2} + \frac{P^{(4)}(x)}{s^4} + \dots \right].$$

2. Particular solutions to $y'' - 2ay' + a^2y = R(x)$

(a) If $R(x) = e^{rx}$,

(b) If $R(x) = \sin sx$,

(c) If $R(x) = P(x)$,

(d) If $R(x) = e^{rx} \sin sx$,

(e) If $R(x) = P(x)e^{rx}$,

(f) If $R(x) = P(x) \sin sx$,

$$y = \frac{(a^2 - s^2) \sin sx + 2as \cos sx}{(a^2 + s^2)^2} = \frac{1}{a^2 + s^2} \sin \left(sx + \tan^{-1} \frac{2as}{a^2 - s^2} \right).$$

$$y = \frac{1}{a^2} \left[P(x) + \frac{2P'(x)}{a} + \frac{3P''(x)}{a^2} + \dots + \frac{(n+1)P^{(n)}(x)}{a^n} \right]$$

Replace a by $(a - r)$ in formula (2a) and multiply solution by e^{rx}
 Replace a by $(a - r)$ in formula (2b) and multiply solution by e^{rx} .

$$y = \sin sx \left[\frac{a^2 - s^2}{(a^2 + s^2)^2} P(x) + 2 \frac{a^2 - 3as^2}{(a^2 + s^2)^3} P'(x) \right.$$

$$+ \dots + (k-1) \frac{a^k - \binom{k}{2} a^{k-2} s^2 + \binom{k}{4} a^{k-4} s^4 - \dots}{(a^2 + s^2)^k} P^{(k-2)}(x) + \dots \left. \right]$$

$$+ \cos sx \left[\frac{2as}{(a^2 + s^2)^2} P(x) + 2 \frac{3a^2 s - s^3}{(a^2 + s^2)^3} P'(x) \right.$$

$$+ \dots + (k-1) \frac{\binom{k}{1} a^{k-1} s - \binom{k}{3} a^{k-3} s^3 + \dots}{(a^2 + s^2)^k} P^{(k-2)}(x) + \dots \left. \right]$$

Replace a by $(a - r)$ in formula (2e) and multiply solution by e^{rx} .

(g) If $R(x) = P(x)e^{rx} \sin sx$,

(h) If $R(x) = e^{ax}$,

(i) If $R(x) = e^{ax} \sin sx$,

(j) If $R(x) = P(x)e^{ax}$,

(k) If $R(x) = P(x)e^{ax} \sin sx$,

$$y = x^2 e^{ax}/2$$

$$y = -e^{ax} \sin sx/s^2$$

$$y = e^{ax} \int^x \int^y P(z) dz dy$$

$$y = -\frac{e^{ax} \sin sx}{s^2} \left[P(x) - \frac{3P''(x)}{s^2} + \frac{5P^{(4)}(x)}{s^4} + \dots \right]$$

$$- \frac{e^{ax} \cos sx}{s^2} \left[\frac{2P(x)}{s} - \frac{4P'''(x)}{s^3} + \frac{6P^{(5)}(x)}{s^5} + \dots \right]$$

3. Particular solutions to $y'' + qy = R(x)$

(a) If $R(x) = e^{rx}$,

(b) If $R(x) = \sin sx$,

(c) If $R(x) = P(x)$,

(d) If $R(x) = e^{rx} \sin sx$,

(e) If $R(x) = P(x)e^{rx}$,

(f) If $R(x) = P(x) \sin sx$,

$$y = e^{rx}/(r^2 + q)$$

$$y = \sin sx/(q - s^2)$$

$$y = \frac{1}{q} \left[P(x) - \frac{P''(x)}{q} + \frac{P^{(4)}(x)}{q^2} + \dots + (-1)^k \frac{P^{(2k)}(x)}{q^k} + \dots \right]$$

$$y = \frac{(r^2 - s^2 + q)e^{rx} \sin sx - 2rs e^{rx} \cos sx}{(r^2 - s^2 + q)^2 + (2rs)^2} = \frac{e^{rx}}{\sqrt{(r^2 - s^2 + q)^2 + (2rs)^2}} \sin \left[sx - \tan^{-1} \frac{2rs}{r^2 - s^2 + q} \right]$$

$$y = \frac{e^{rx}}{q + r^2} \left[P(x) - \frac{2r}{q + r^2} P'(x) + \frac{3r^2 - q}{(q + r^2)^2} P''(x) \right.$$

$$+ \dots + (-1)^{k-1} \frac{\binom{k}{1} r^{k-1} - \binom{k}{3} r^{k-3} q + \dots}{(q + r^2)^{k-1}} P^{(k-1)}(x) + \dots \left. \right]$$

$$y = \frac{\sin sx}{q - s^2} \left[P(x) - \frac{3s^2 + q}{(q - s^2)^2} P''(x) \right.$$

$$+ \dots + (-1)^k \frac{\binom{2k+1}{1} s^{2k} + \binom{2k+1}{3} s^{2k-2} q + \dots}{(q - s^2)^{2k}} P^{(2k)}(x) + \dots \left. \right]$$

$$- \frac{s \cos sx}{q - s^2} \left[\frac{2P'(x)}{(q - s^2)} - \frac{4s^2 + 4q}{(q - s^2)^3} P'''(x) \right.$$

$$+ \dots + (-1)^{k+1} \frac{\binom{2k}{1} s^{2k-2} + \binom{2k}{3} s^{2k-4} q + \dots}{(q - s^2)^{2k-1}} P^{(2k-1)}(x) + \dots \left. \right]$$

4. Particular solutions to $y'' + b^2y = R(x)$

(a) If $R(x) = \sin bx$,

(b) If $R(x) = P(x) \sin bx$,

$$y = -x \cos bx/2b$$

$$y = \frac{\sin bx}{(2b)^2} \left[P(x) - \frac{P''(x)}{(2b)^2} + \frac{P^{(4)}(x)}{(2b)^4} + \dots \right] - \frac{\cos bx}{2b} \int \left[P(x) - \frac{P''(x)}{(2b)^2} + \dots \right] dx$$

5. Particular solutions to $y'' + py' + qy = R(x)$ (a) If $R(x) = e^{rx}$,(b) If $R(x) = \sin sx$,(c) If $R(x) = P(x)$,(d) If $R(x) = e^{rx} \sin sx$,(e) If $R(x) = P(x)e^{rx}$,6. Particular solutions to $(D - a)^n y = R(x)$ (a) If $R(x) = e^{rx}$,(b) If $R(x) = \sin sx$,(c) If $R(x) = P(x)$,(d) If $R(x) = e^{rx} \sin sx$,(e) If $R(x) = P(x)e^{rx}$,

$$y = e^{rx} / (r^2 + pr + q)$$

$$y = \frac{(q-s^2) \sin sx - ps \cos sx}{(q-s^2)^2 + (ps)^2} = \frac{\sin \left(sx - \tan^{-1} \frac{ps}{q-s^2} \right)}{\sqrt{(q-s^2)^2 + (ps)^2}}$$

$$y = \frac{1}{q} \left[P(x) - \frac{p}{q} P'(x) + \frac{p^2 - q}{q^2} P''(x) - \frac{p^2 - 2pq}{q^2} P'''(x) \right. \\ \left. + \dots + (-1)^n \frac{p^n - \binom{n-1}{1} p^{n-2} q + \binom{n-2}{2} p^{n-4} q^2 - \dots}{q^n} P^{(n)}(x) \right]$$

In (5b): replace p by $(p + 2r)$, q by $(q + pr + r^2)$, multiply by e^{rx} .
In (5c): replace p by $(p + 2r)$, q by $(q + pr + r^2)$, multiply by e^{rx} .

5.4.5 Differential Equation Solution Techniques

Differential equation	Solution or solution technique
Autonomous equation $f(y^{(n)}, y^{(n-1)}, \dots, y'', y', y) = 0$	Change dependent variable to $u(y) = y'(x)$
Bernoulli's equation $y' + f(x)y = g(x)y^n$	Change dependent variable to $v(x) = (y(x))^{1-n}$
Bessel's equation $x^2 \frac{d^2 y}{dx^2} + x \frac{dy}{dx} + (\lambda^2 x^2 - n^2)y = 0$	$y = c_1 J_n(\lambda x) + c_2 Y_n(\lambda x)$
Transformed Bessel's equation $x^2 \frac{d^2 y}{dx^2} + (2p+1)x \frac{dy}{dx} + (\alpha^2 x^{2r} + \beta^2)y = 0$	$y = x^{-p} \left\{ c_1 J_{q/r} \left(\frac{\alpha}{r} x^r \right) + c_2 Y_{q/r} \left(\frac{\alpha}{r} x^r \right) \right\}$ where $q = \sqrt{p^2 - \beta^2}$
Legendre's equation $(1-x^2) \frac{d^2 y}{dx^2} - 2x \frac{dy}{dx} + n(n+1)y = 0$	$y = c_1 P_n(x) + c_2 Q_n(x)$
Clairaut's equation $f(xy' - y) = g(y')$	One solution is $f(xC - y) = g(C)$
Constant coefficient equation $a_0 y^{(n)} + a_1 y^{(n-1)} + \dots + a_{n-1} y' + a_n y = 0$	There are solutions of the form $y = x^k e^{\lambda x}$.
Dependent variable missing $f(y^{(n)}, y^{(n-1)}, \dots, y'', y', x) = 0$	Change dependent variable to $u(x) = y'(x)$
Euler's equation $a_0 x^n y^{(n)} + a_1 x^{n-1} y^{(n-1)} + \dots + a_{n-1} x y' + a_n y = 0$	Change independent variable to $x = e^t$
Exact equation $M(x, y) dx + N(x, y) dy = 0$ with $\frac{\partial M}{\partial y} = \frac{\partial N}{\partial x}$	Integrate $M(x, y)$ with respect to x holding y constant, call this $m(x, y)$. Then $m(x, y) + \int \left(N - \frac{\partial m}{\partial y} \right) dy = C$
Homogeneous equation $y' = f\left(\frac{y}{x}\right)$	$\ln x = \int \frac{dv}{f(v) - v} + C$ unless $f(v) = v$, in which case $y = Cx$.
Linear first-order equation $y' + f(x)y = g(x)$	$y(x) = e^{-\int f(t) dt} \left[\int e^{\int f(t) dt} g(z) dz + C \right]$
Reducible to homogeneous $(a_1 x + b_1 y + c_1) dx + (a_2 x + b_2 y + c_2) dy = 0$ with $a_1/a_2 \neq b_1/b_2$	Change variables to $u = a_1 x + b_1 y + c$ and $v = a_2 x + b_2 y + c$
Reducible to separable $(a_1 x + b_1 y + c_1) dx + (a_2 x + b_2 y + c_2) dy = 0$ with $a_1/a_2 = b_1/b_2$	Change dependent variable to $u(x) = a_1 x + b_1 y$
Separation of variables $y' = f(x)g(y)$	$\int \frac{dy}{g(y)} = \int f(x) dx + C$

6 SERIES

6.1 FOURIER SERIES

1. If $f(x)$ is a bounded periodic function of period $2L$ (i.e., $f(x+2L) = f(x)$), and satisfies the *Dirichlet conditions*:

- (a) In any period $f(x)$ is continuous, except possibly for a finite number of jump discontinuities.
- (b) In any period $f(x)$ has only a finite number of maxima and minima,

then $f(x)$ may be represented by the *Fourier series*

$$f(x) = \frac{a_0}{2} + \sum_{n=1}^{\infty} \left(a_n \cos \frac{n\pi x}{L} + b_n \sin \frac{n\pi x}{L} \right) \quad (23)$$

where a_n and b_n are given below. This series will converge to $f(x)$ at every point where $f(x)$ is continuous, and to $\frac{f(x^+) + f(x^-)}{2}$ (i.e., the average of the left-hand and right-hand limits) at every point where $f(x)$ has a jump discontinuity.

$$\begin{aligned} a_n &= \frac{1}{L} \int_{-L}^L f(x) \cos \frac{n\pi x}{L} dx, \quad n = 0, 1, 2, 3, \dots, \\ b_n &= \frac{1}{L} \int_{-L}^L f(x) \sin \frac{n\pi x}{L} dx, \quad n = 1, 2, 3, \dots \end{aligned} \quad (24)$$

We may also write $a_n = \frac{1}{L} \int_{\alpha}^{\alpha+2L} f(x) \cos \frac{n\pi x}{L} dx$ and $b_n = \frac{1}{L} \int_{\alpha}^{\alpha+2L} f(x) \sin \frac{n\pi x}{L} dx$ where α is any real number. Thus using $\alpha = 0$:

$$\begin{aligned} a_n &= \frac{1}{L} \int_0^{2L} f(x) \cos \frac{n\pi x}{L} dx, \quad n = 0, 1, 2, 3, \dots, \\ b_n &= \frac{1}{L} \int_0^{2L} f(x) \sin \frac{n\pi x}{L} dx, \quad n = 1, 2, 3, \dots \end{aligned} \quad (25)$$

2. If in addition to the restrictions for (23), if $f(x)$ is an even function (i.e., $f(-x) = f(x)$), then the Fourier series reduces to

$$f(x) = \frac{a_0}{2} + \sum_{n=1}^{\infty} a_n \cos \frac{n\pi x}{L}$$

That is, $b_n = 0$. In this case, a simpler formula for a_n is

$$a_n = \frac{2}{L} \int_0^L f(x) \cos \frac{n\pi x}{L} dx, \quad n = 0, 1, 2, 3, \dots$$

3. If in addition to the restrictions for (23), if $f(x)$ is an odd function (i.e., $f(-x) = -f(x)$), then the Fourier series reduces to

$$f(x) = \sum_{n=1}^{\infty} b_n \sin \frac{n\pi x}{L}$$

That is, $a_n = 0$. In this case, a simpler formula for b_n is

$$b_n = \frac{2}{L} \int_0^L f(x) \sin \frac{n\pi x}{L} dx, \quad n = 1, 2, 3, \dots$$

4. Using the Euler relation $e^{i\theta} = \cos \theta + i \sin \theta$, we obtain the complex form of the Fourier series

$$f(x) = \frac{1}{2} \sum_{n=-\infty}^{n=+\infty} c_n e^{i\omega_n x} \quad (26)$$

where

$$c_n = \frac{1}{L} \int_{-L}^L f(x) e^{-i\omega_n x} dx, \quad n = 0, \pm 1, \pm 2, \pm 3, \dots \quad (27)$$

with $\omega_n = \frac{n\pi}{L}$ for $n = 0, \pm 1, \pm 2, \dots$. The set of coefficients c_n is referred to as the *Fourier spectrum*.

5. If $f(x)$ has period $2L$, if it is expandable by a Fourier series, and if both sine and cosine terms are present, then equations (26) and (27) can be written as

$$f(x) = \frac{a_0}{2} + \sum_{n=1}^{\infty} c_n \sin \left(\frac{n\pi x}{L} + \phi_n \right),$$

where

$$a_n = c_n \sin \phi_n, \quad b_n = c_n \cos \phi_n, \quad c_n = \sqrt{a_n^2 + b_n^2}, \quad \phi_n = \arctan \left(\frac{a_n}{b_n} \right)$$

They can also be represented as

$$f(x) = \frac{a_0}{2} + \sum_{n=1}^{\infty} c_n \cos \left(\frac{n\pi x}{L} + \phi_n \right),$$

where

$$a_n = c_n \cos \phi_n, \quad b_n = -c_n \sin \phi_n, \quad c_n = \sqrt{a_n^2 + b_n^2}, \quad \phi_n = \arctan \left(-\frac{b_n}{a_n} \right)$$

and ϕ_n is chosen so as to make a_n , b_n , and c_n hold.

6. The following table of trigonometric identities is helpful when developing Fourier series. Note that n is an integer.

	n	n even	n odd	$n/2$ odd	$n/2$ even
$\sin n\pi$	0	0	0	0	0
$\cos n\pi$	$(-1)^n$	+1	-1	+1	+1
$\sin \frac{n\pi}{2}$		0	$(-1)^{(n-1)/2}$	0	0
$\cos \frac{n\pi}{2}$		$(-1)^{n/2}$	0	-1	+1
$\sin \frac{n\pi}{4}$			$\frac{\sqrt{2}}{2}(-1)^{(n^2+4n+11)/8}$	$(-1)^{(n-2)/4}$	0

Note also the useful formula for $\sin \frac{n\pi}{2}$ and $\cos \frac{n\pi}{2}$:

$$\sin \frac{n\pi}{2} = \frac{(i)^{n+1}}{2} [(-1)^n - 1]$$

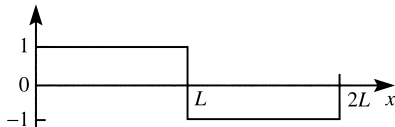
$$\cos \frac{n\pi}{2} = \frac{(i)^n}{2} [(-1)^n + 1]$$

Auxiliary Formulas for Fourier Series

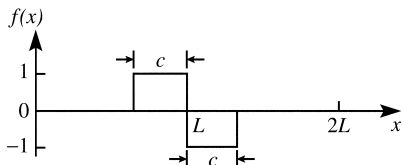
- $1 = \frac{4}{\pi} \left[\sin \frac{\pi x}{k} + \frac{1}{3} \sin \frac{3\pi x}{k} + \frac{1}{5} \sin \frac{5\pi x}{k} + \dots \right] \quad [0 < x < k]$
- $x = \frac{2k}{\pi} \left[\sin \frac{\pi x}{k} - \frac{1}{2} \sin \frac{2\pi x}{k} + \frac{1}{3} \sin \frac{3\pi x}{k} - \dots \right] \quad [-k < x < k]$
- $x = \frac{k}{2} - \frac{4k}{\pi^2} \left[\cos \frac{\pi x}{k} + \frac{1}{3^2} \cos \frac{3\pi x}{k} + \frac{1}{5^2} \cos \frac{5\pi x}{k} + \dots \right] \quad [0 < x < k]$
- $x^2 = \frac{2k^2}{\pi^3} \left[\left(\frac{\pi^2}{1} - \frac{4}{1} \right) \sin \frac{\pi x}{k} - \frac{\pi^2}{2} \sin \frac{2\pi x}{k} + \left(\frac{\pi^2}{3} - \frac{4}{3^3} \right) \sin \frac{3\pi x}{k} - \frac{\pi^2}{4} \sin \frac{4\pi x}{k} + \left(\frac{\pi^2}{5} - \frac{4}{5^3} \right) \sin \frac{5\pi x}{k} + \dots \right] \quad [0 < x < k]$
- $x^2 = \frac{k^2}{3} - \frac{4k^2}{\pi^2} \left[\cos \frac{\pi x}{k} - \frac{1}{2^2} \cos \frac{2\pi x}{k} + \frac{1}{3^2} \cos \frac{3\pi x}{k} - \frac{1}{4^2} \cos \frac{4\pi x}{k} + \dots \right] \quad [-k < x < k]$

Fourier Expansions for Basic Periodic Functions

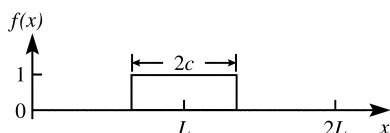
$$1. \quad f(x) = \frac{4}{\pi} \sum_{n=1,3,5,\dots} \frac{1}{n} \sin \frac{n\pi x}{L}$$

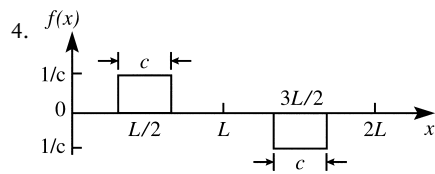


$$2. \quad f(x) = \frac{2}{\pi} \sum_{n=1}^{\infty} \frac{(-1)^n}{n} \left(\cos \frac{n\pi c}{L} - 1 \right) \sin \frac{n\pi x}{L}$$

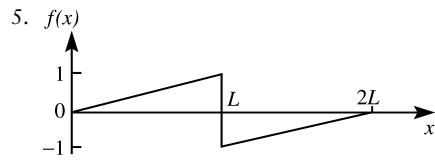


$$3. \quad f(x) = \frac{c}{L} + \frac{2}{\pi} \sum_{n=1}^{\infty} \frac{(-1)^n}{n} \sin \frac{n\pi c}{L} \cos \frac{n\pi x}{L}$$

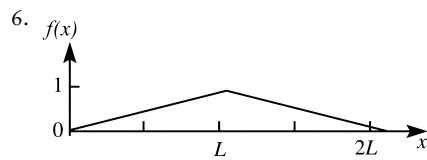




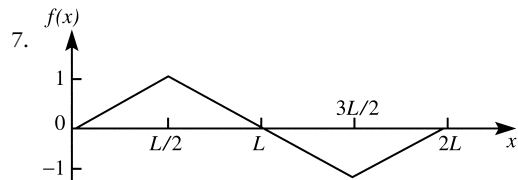
$$f(x) = \frac{2}{L} \sum_{n=1}^{\infty} \sin \frac{n\pi}{2} \frac{\sin(\frac{1}{2}n\pi c/L)}{\frac{1}{2}n\pi c/L} \sin \frac{n\pi x}{L}$$



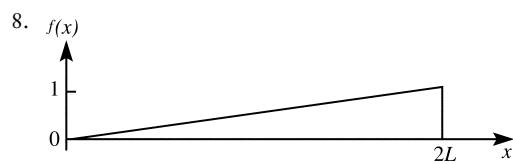
$$f(x) = \frac{2}{\pi} \sum_{n=1}^{\infty} \frac{(-1)^{n+1}}{n} \sin \frac{n\pi x}{L}$$



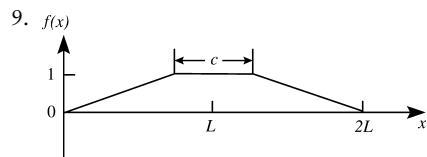
$$f(x) = \frac{1}{2} - \frac{4}{\pi^2} \sum_{n=1,3,5,\dots} \frac{1}{n^2} \cos \frac{n\pi x}{L}$$



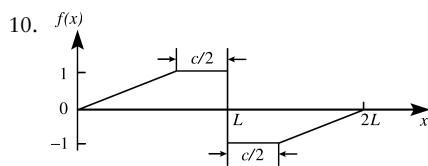
$$f(x) = \frac{8}{\pi^2} \sum_{n=1,3,5,\dots} \frac{(-1)^{(n-1)/2}}{n^2} \sin \frac{n\pi x}{L}$$



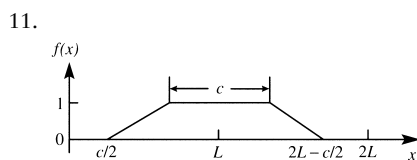
$$f(x) = \frac{1}{2} - \frac{1}{\pi} \sum_{n=1}^{\infty} \frac{1}{n} \sin \frac{n\pi x}{L}$$



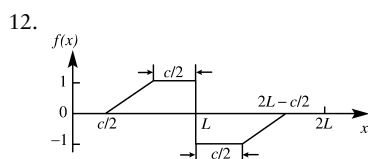
$$f(x) = \frac{1}{2}(1+a) + \frac{2}{\pi^2(1-a)} \sum_{n=1}^{\infty} \frac{1}{n^2} [(-1)^n \cos n\pi a - 1] \cos \frac{n\pi x}{L}; \quad \left(a = \frac{c}{2L}\right)$$



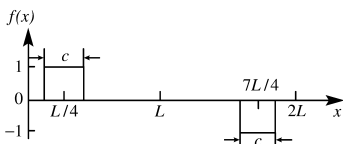
$$f(x) = \frac{2}{\pi} \sum_{n=1}^{\infty} \frac{(-1)^{n-1}}{n} \left[1 + \frac{\sin n\pi a}{n\pi(1-a)} \right] \sin \frac{n\pi x}{L}; \quad \left(a = \frac{c}{2L}\right)$$

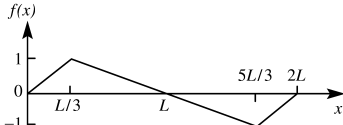


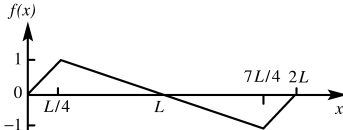
$$f(x) = \frac{1}{2} - \frac{4}{\pi^2(1-2a)} \sum_{n=1,3,5,\dots} \frac{1}{n^2} \cos n\pi a \cos \frac{n\pi x}{L}; \quad \left(a = \frac{c}{2L}\right)$$

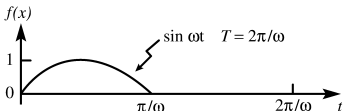


$$f(x) = \frac{2}{\pi} \sum_{n=1}^{\infty} \frac{(-1)^n}{n} \left[1 + \frac{1+(-1)^n}{n\pi(1-2a)} \sin n\pi a \right] \sin \frac{n\pi x}{L}; \quad \left(a = \frac{c}{2L}\right)$$

13. 
$$f(x) = \frac{4}{\pi} \sum_{n=1}^{\infty} \frac{1}{n} \sin \frac{n\pi}{4} \sin n\pi a \sin \frac{n\pi x}{L}; \quad \left(a = \frac{c}{2L}\right)$$

14. 
$$f(x) = \frac{9}{\pi^2} \sum_{n=1}^{\infty} \frac{1}{n^2} \sin \frac{n\pi}{3} \sin \frac{n\pi x}{L}; \quad \left(a = \frac{c}{2L}\right)$$

15. 
$$f(x) = \frac{32}{3\pi^2} \sum_{n=1}^{\infty} \frac{1}{n^2} \sin \frac{n\pi}{4} \sin \frac{n\pi x}{L}; \quad \left(a = \frac{c}{2L}\right)$$

16. 
$$f(x) = \frac{1}{\pi} + \frac{1}{2} \sin \omega t - \frac{2}{\pi} \sum_{n=2,4,6,\dots} \frac{1}{n^2 - 1} \cos n\omega t$$

6.2 BINOMIAL SERIES

The expression in parentheses following certain of the series indicates the region of convergence. If not otherwise indicated it is to be understood that the series converges for all finite values of x .

1. $(x + y)^n = x^n + nx^{n-1}y + \frac{n(n-1)}{2!}x^{n-2}y^2 + \frac{n(n-1)(n-2)}{3!}x^{n-3}y^3 + \dots$ ($y^2 < x^2$)

2. $(1 \pm x)^n = 1 \pm nx + \frac{n(n-1)x^2}{2!} \pm \frac{n(n-1)(n-2)x^3}{3!} + \dots$ ($x^2 < 1$)

3. $(1 \pm x)^{-n} = 1 \mp nx + \frac{n(n+1)x^2}{2!} \mp \frac{n(n+1)(n+2)x^3}{3!} + \dots$ ($x^2 < 1$)

4. $(1 \pm x)^{-1} = 1 \mp x + x^2 \mp x^3 + x^4 \mp x^5 + \dots$ ($x^2 < 1$)

5. $(1 \pm x)^{-2} = 1 \mp 2x + 3x^2 \mp 4x^3 + 5x^4 \mp 6x^5 + \dots$ ($x^2 < 1$)

6.3 REVERSION OF SERIES

Let a series be represented by $y = a_1x + a_2x^2 + a_3x^3 + a_4x^4 + a_5x^5 + a_6x^6 + \dots$ with $a_1 \neq 0$. The coefficients of the series $x = A_1y + A_2y^2 + A_3y^3 + A_4y^4 + A_5y^5 + \dots$ are

$$\begin{aligned} A_1 &= \frac{1}{a_1} & A_2 &= -\frac{a_2}{a_1^3} & A_3 &= \frac{1}{a_1^5}(2a_2^2 - a_1a_3) & A_4 &= \frac{1}{a_1^7}(5a_1a_2a_3 - a_1^2a_4 - 5a_2^3) \\ A_5 &= \frac{1}{a_1^9}(6a_1^2a_2a_4 + 3a_1^2a_3^2 + 14a_2^4 - a_1^3a_5 - 21a_1a_2^2a_3) \end{aligned}$$

6.4 TAYLOR SERIES

1. $f(x) = f(a) + (x-a)f'(a) + \frac{(x-a)^2}{2!}f''(a) + \frac{(x-a)^3}{3!}f'''(a) + \dots + \frac{(x-a)^n}{n!}f^{(n)}(a) + \dots$ (Taylor's Series, increment form)

2.
$$\begin{aligned} f(x+h) &= f(x) + hf'(x) + \frac{h^2}{2!}f''(x) + \frac{h^3}{3!}f'''(x) + \dots \\ &= f(h) + xf'(h) + \frac{x^2}{2!}f''(h) + \frac{x^3}{3!}f'''(h) + \dots \end{aligned}$$

3. If $f(x)$ is a function possessing derivatives of all orders throughout the interval $[a, b]$ then the Taylor's series with remainder term is (for $a \leq x \leq b$)

$$f(x) = f(a) + (x-a)f'(a) + \frac{(x-a)^2}{2!}f''(a) + \cdots + (x-a)^{n-1}\frac{f^{(n-1)}(a)}{(n-1)!} + R_n \quad (28)$$

where

$$R_n = \frac{f^{(n)}[a + \theta \cdot (x-a)]}{n!}(x-a)^n, \quad 0 < \theta < 1.$$

Special cases: There are values $0 < \theta < 1$ and $a < X < b$, such that

$$\begin{aligned} f(b) &= f(a) + (b-a)f'(a) + \frac{(b-a)^2}{2!}f''(a) + \cdots + \frac{(b-a)^{n-1}}{(n-1)!}f^{(n-1)}(a) + \frac{(b-a)^n}{n!}f^{(n)}(X) \\ f(a+b) &= f(a) + bf'(a) + \frac{b^2}{2!}f''(a) + \cdots + \frac{b^{n-1}}{(n-1)!}f^{(n-1)}(a) + \frac{b^n}{n!}f^{(n)}(a+\theta b) \end{aligned} \quad (29)$$

4. Taylor's series for a function of two variables: Define the notation:

$$\begin{aligned} \left(b \frac{\partial}{\partial x} + k \frac{\partial}{\partial y}\right) f(x, y) &= b \frac{\partial f(x, y)}{\partial x} + k \frac{\partial f(x, y)}{\partial y}; \\ \left(b \frac{\partial}{\partial x} + k \frac{\partial}{\partial y}\right)^2 f(x, y) &= b^2 \frac{\partial^2 f(x, y)}{\partial x^2} + 2bk \frac{\partial^2 f(x, y)}{\partial x \partial y} + k^2 \frac{\partial^2 f(x, y)}{\partial y^2} \end{aligned} \quad (30)$$

with an extnsion to higher powers. If $\left(b \frac{\partial}{\partial x} + k \frac{\partial}{\partial y}\right)^n f(x, y) \Big|_{x=a}^{y=b}$ where the bar and subscripts means that after differentiation we are to replace x by a and y by b , then

$$f(a+b, b+k) = f(a, b) + \left(b \frac{\partial}{\partial x} + k \frac{\partial}{\partial y}\right) f(x, y) \Big|_{x=a}^{y=b} + \cdots + \frac{1}{n!} \left(b \frac{\partial}{\partial x} + k \frac{\partial}{\partial y}\right)^n f(x, y) \Big|_{x=a}^{y=b} + \cdots \quad (31)$$

5. Maclaurin series (use $a = 0$ in equation (28))

$$f(x) = f(0) + xf'(0) + \frac{x^2}{2!}f''(0) + \frac{x^3}{3!}f'''(0) + \cdots + x^{n-1}\frac{f^{(n-1)}(0)}{(n-1)!} + R_n \quad (32)$$

where

$$R_n = \frac{x^n f^{(n)}(\theta x)}{n!}, \quad 0 < \theta < 1.$$

6.5 EXPONENTIAL SERIES

$$\begin{aligned} e &= 1 + \frac{1}{1!} + \frac{1}{2!} + \frac{1}{3!} + \frac{1}{4!} + \cdots \\ e^x &= 1 + x + \frac{x^2}{2!} + \frac{x^3}{3!} + \frac{x^4}{4!} + \cdots \\ a^x &= 1 + x \log_e a + \frac{(x \log_e a)^2}{2!} + \frac{(x \log_e a)^3}{3!} + \cdots \\ e^x &= e^a \left[1 + (x-a) + \frac{(x-a)^2}{2!} + \frac{(x-a)^3}{3!} + \cdots \right] \end{aligned}$$

6.6 LOGARITHMIC SERIES

$$\begin{aligned} \log_e(1+x) &= x - \frac{1}{2}x^2 + \frac{1}{3}x^3 - \frac{1}{4}x^4 + \cdots & (-1 < x \leq 1) \\ \log_e(n+1) - \log_e(n-1) &= 2 \left[\frac{1}{n} + \frac{1}{3n^3} + \frac{1}{5n^5} + \cdots \right] \\ \log_e \frac{1+x}{1-x} &= 2 \left[x + \frac{x^3}{3} + \frac{x^5}{5} + \cdots + \frac{x^{2n-1}}{2n-1} + \cdots \right] & (-1 < x < 1) \\ \log_e x &= \log_e a + \frac{(x-a)}{a} - \frac{(x-a)^2}{2a^2} + \frac{(x-a)^3}{3a^3} - + \cdots & (0 < x \leq 2a) \end{aligned}$$

6.7 TRIGONOMETRIC SERIES

Let B_n represent the n^{th} Bernoulli number and let E_n represent the n^{th} Euler number.

- $\sin x = x - \frac{x^3}{3!} + \frac{x^5}{5!} - \frac{x^7}{7!} + \dots$ (all real values of x)
- $\cos x = 1 - \frac{x^2}{2!} + \frac{x^4}{4!} - \frac{x^6}{6!} + \dots$ (all real values of x)
- $\tan x = x + \frac{x^3}{3} + \frac{2x^5}{15} + \frac{17x^7}{315} + \frac{62x^9}{2835} + \dots + \frac{(-1)^{n-1}2^{2n}(2^{2n}-1)B_{2n}}{(2n)!}x^{2n-1} + \dots$ ($x^2 < \frac{\pi^2}{4}$)
- $\cot x = \frac{1}{x} - \frac{x}{3} - \frac{x^3}{45} - \frac{2x^5}{945} - \frac{x^7}{4725} - \dots - \frac{(-1)^{n+1}2^{2n}}{(2n)!}B_{2n}x^{2n-1} - \dots$ ($x^2 < \pi^2$)
- $\sec x = 1 + \frac{x^2}{2} + \frac{5}{24}x^4 + \frac{61}{720}x^6 + \frac{277}{8064}x^8 + \dots + \frac{(-1)^n E_{2n}}{(2n)!}x^{2n} + \dots$ ($x^2 < \frac{\pi^2}{4}$)
- $\csc x = \frac{1}{x} + \frac{x}{6} + \frac{7}{360}x^3 + \frac{31}{15,120}x^5 + \frac{127}{604,800}x^7 + \dots + \frac{(-1)^{n+1}2(2^{2n-1}-1)}{(2n)!}B_{2n}x^{2n-1} + \dots$ ($x^2 < \pi^2$)
- $\sin^{-1} x = x + \frac{x^3}{2 \cdot 3} + \frac{1 \cdot 3}{2 \cdot 4 \cdot 5}x^5 + \frac{1 \cdot 3 \cdot 5}{2 \cdot 4 \cdot 6 \cdot 7}x^7 + \dots$ ($x^2 < 1, -\frac{\pi}{2} < \sin^{-1} x < \frac{\pi}{2}$)
- $\cos^{-1} x = \frac{\pi}{2} - \left(x + \frac{x^3}{2 \cdot 3} + \frac{1 \cdot 3}{2 \cdot 4 \cdot 5}x^5 + \frac{1 \cdot 3 \cdot 5}{2 \cdot 4 \cdot 6 \cdot 7}x^7 + \dots \right)$ ($x^2 < 1, 0 < \cos^{-1} x < \pi$)
- $\tan^{-1} x = x - \frac{x^3}{3} + \frac{x^5}{5} - \frac{x^7}{7} + \dots$ ($x^2 < 1$)
- $\tan^{-1} x = \frac{\pi}{2} - \frac{1}{x} + \frac{1}{3x^3} - \frac{1}{5x^5} + \frac{1}{7x^7} - \dots$ ($x > 1$)
- $\tan^{-1} x = -\frac{\pi}{2} - \frac{1}{x} + \frac{1}{3x^3} - \frac{1}{5x^5} + \frac{1}{7x^7} - \dots$ ($x < -1$)
- $\cot^{-1} x = \frac{\pi}{2} - x + \frac{x^3}{3} - \frac{x^5}{5} + \frac{x^7}{7} - \dots$ ($x^2 < 1$)

7 TRANSFORMS

7.1 FOURIER TRANSFORMS

For a piecewise continuous function $F(x)$ over a finite interval $0 \leq x \leq \pi$; the *finite Fourier cosine transform* of $F(x)$ is

$$f_c(n) = \int_0^\pi F(x) \cos nx \, dx \quad (n = 0, 1, 2, \dots)$$

If x ranges over the interval $0 \leq x \leq L$, the substitution $x' = \frac{\pi x}{L}$ allows the use of this definition, also. The inverse transform is written.

$$\bar{F}(x) = \frac{1}{\pi} f_c(0) - \frac{2}{\pi} \sum_{n=1}^x f_c(n) \cos nx \quad (0 < x < \pi)$$

where $F(x) = \frac{F(x+\epsilon) + F(x-\epsilon)}{2}$. Note that $F(x+) = F(x-) = F(x)$ at points of continuity. The formula

$$f_c^{(2)}(n) = \int_0^\pi F''(x) \cos nx \, dx = -n^2 f_c(n) - F'(0) + (-1)^n F'(\pi) \quad (33)$$

makes the finite Fourier cosine transform useful in certain boundary value problems. Analogously, the *finite Fourier sine transform* of $F(x)$ is

$$f_s(n) = \int_0^\pi F(x) \sin nx \, dx \quad (n = 1, 2, 3, \dots)$$

and

$$\bar{F}(x) = \frac{2}{\pi} \sum_{n=1}^\infty f_s(n) \sin nx \quad (0 < x < \pi)$$

Corresponding to equation (33) we have

$$f_s^{(2)}(n) = \int_0^\pi F''(x) \sin nx \, dx = -n^2 f_s(n) - n F(0) - n(-1)^n F(\pi)$$

If $F(x)$ is defined for $x \leq 0$ and is piecewise continuous over any finite interval, and if $\int_0^x F(x) \, dx$ is absolutely convergent, then

$$f_c(\alpha) = \sqrt{\frac{2}{\pi}} \int_0^x F(x) \cos(\alpha x) \, dx$$

is the *Fourier cosine transform* of $F(x)$. Furthermore,

$$\overline{F}(x) = \sqrt{\frac{2}{\pi}} \int_0^x f_c(\alpha) \cos(\alpha x) d\alpha.$$

If $\lim_{x \rightarrow \infty} d^n F/dx^n = 0$, then an important property of the Fourier cosine transform is

$$f_c^{(2r)}(\alpha) = \sqrt{\frac{2}{\pi}} \int_0^x \left(\frac{d^{2r} F}{dx^{2r}} \right) \cos(\alpha x) dx = -\sqrt{\frac{2}{\pi}} \sum_{n=0}^{r-1} (-1)^n a_{2r-2n-1} \alpha^{2n} + (-1)^r \alpha^{2r} f_c(\alpha) \quad (34)$$

where $\lim_{x \rightarrow \infty} d^r F/dx^r = a_r$, which is often useful.

Under the same conditions, define the *Fourier sine transform* of $F(x)$ as follows

$$f_s(\alpha) = \sqrt{\frac{2}{\pi}} \int_0^x F(x) \sin(\alpha x) dx$$

with

$$\overline{F}(x) = \sqrt{\frac{2}{\pi}} \int_0^x f_s(\alpha) \sin(\alpha x) d\alpha$$

Corresponding to (34) we have

$$f_s^{(2r)}(\alpha) = \sqrt{\frac{2}{\pi}} \int_0^\infty \left(\frac{d^{2r} F}{dx^{2r}} \sin(\alpha x) \right) dx = -\sqrt{\frac{2}{\pi}} \sum_{n=1}^r (-1)^n \alpha^{2n-1} a_{2r-2n} + (-1)^{r-1} \alpha^{2r} f_s(\alpha)$$

Similarly, if $F(x)$ is defined for $-\infty < x < \infty$, and if $\int_{-\infty}^\infty F(x) dx$ is absolutely convergent, then

$$f(\alpha) = \frac{1}{\sqrt{2\pi}} \int_{-\infty}^\infty F(x) e^{i\alpha x} dx$$

is the *Fourier transform* of $F(x)$, and

$$\overline{F}(x) = \frac{1}{\sqrt{2\pi}} \int_{-\infty}^\infty f(\alpha) e^{-i\alpha x} d\alpha$$

Also, if $\lim_{|x| \rightarrow \infty} \left| \frac{d^n F}{dx^n} \right| = 0 \quad (n = 1, 2, \dots, r-1)$ then

$$f^{(r)}(\alpha) = \frac{1}{\sqrt{2\pi}} \int_{-\infty}^\infty F^{(r)}(x) e^{i\alpha x} dx = (-i\alpha)^r f(\alpha)$$

7.2 TABLE OF FOURIER COSINE TRANSFORMS

$$F(\omega) = F_c(f)(\omega) = \sqrt{\frac{2}{\pi}} \int_0^\infty f(x) \cos(\omega x) dx, \quad \omega > 0.$$

No.	$f(x)$	$F(\omega)$
1	$\begin{cases} 1 & 0 < x < a \\ 0 & x > a \end{cases}$	$\sqrt{\frac{2}{\pi}} \frac{\sin a\omega}{\omega}$
2	$x^{p-1} \quad (0 < p < 1)$	$\sqrt{\frac{2}{\pi}} \frac{\Gamma(p)}{\omega^p} \cos \frac{p\pi}{2}$
3	$\begin{cases} \cos x & 0 < x < a \\ 0 & x > a \end{cases}$	$\frac{1}{\sqrt{2\pi}} \left(\frac{\sin[a(1-\omega)]}{1-\omega} + \frac{\sin[a(1+\omega)]}{1+\omega} \right)$
4	e^{-x}	$\sqrt{\frac{2}{\pi}} \frac{1}{1+\omega^2}$
5	$e^{-x^2/2}$	$e^{-\omega^2/2}$
6	$\cos \frac{x^2}{2}$	$\cos \left(\frac{\omega^2}{2} - \frac{\pi}{4} \right)$
7	$\sin \frac{x^2}{2}$	$\cos \left(\frac{\omega^2}{2} + \frac{\pi}{4} \right)$

7.3 TABLE OF FINITE COSINE TRANSFORMS

$$f_c(n) = \int_0^\pi F(x) \cos nx \, dx, \text{ for } n = 0, 1, 2, \dots$$

No.	$f_c(n)$	$F(x)$
1	$(-1)^n f_c(n)$	$F(\pi - x)$
2	$\begin{cases} \pi & n = 0 \\ 0 & n = 1, 2, \dots \end{cases}$	1
3	$\begin{cases} 0 & n = 0 \\ \frac{2}{n} \sin \frac{n\pi}{2} & n = 1, 2, \dots \end{cases}$	$\begin{cases} 1 & \text{for } 0 < x < \pi/2 \\ -1 & \text{for } \pi/2 < x < \pi \end{cases}$
4	$\begin{cases} \frac{\pi^2}{2} & n = 0 \\ (-1)^n - 1/n^2 & n = 1, 2, \dots \end{cases}$	x
5	$\begin{cases} \frac{\pi^2}{6} & n = 0 \\ (-1)^n/n^2 & n = 1, 2, \dots \end{cases}$	$\frac{x^2}{2\pi}$
6	$\frac{(-1)^n e^c \pi - 1}{n^2 + c^2}$	$\frac{1}{c} e^{cx}$
7	$\frac{k}{n^2 - k^2} [(-1)^n \cos \pi k - 1]$ with $k \neq 0, 1, 2, \dots$	$\sin kx$
8	$\begin{cases} 0 & m = 1, 2, \dots \\ \frac{(-1)^{n+m} - 1}{n^2 - m^2} & m \neq 1, 2, \dots \end{cases}$	$\frac{1}{m} \sin mx$
9	$\frac{1}{n^2 - k^2}$ with $k \neq 0, 1, 2, \dots$	$-\frac{\cos k(\pi - x)}{k \sin k\pi}$
10	$\begin{cases} \pi/2 & \text{when } n = m \\ 0 & \text{when } n \neq m \end{cases}$	$\cos mx \quad (m = 1, 2, \dots)$

7.4 TABLE OF FOURIER SINE TRANSFORMS

$$F(\omega) = F_s(f)(\omega) = \sqrt{\frac{2}{\pi}} \int_0^\infty f(x) \sin(\omega x) \, dx, \quad \omega > 0.$$

No.	$f(x)$	$F(\omega)$
1	$\begin{cases} 1 & 0 < x < a \\ 0 & x > a \end{cases}$	$\sqrt{\frac{2}{\pi}} \left(\frac{1 - \cos \omega a}{\omega} \right)$
2	$x^{p-1} \quad (0 < p < 1)$	$\sqrt{\frac{2}{\pi}} \frac{\Gamma(p)}{\omega^p} \sin \frac{p\pi}{2}$
3	$\begin{cases} \sin x & 0 < x < a \\ 0 & x > a \end{cases}$	$\frac{1}{\sqrt{2\pi}} \left(\frac{\sin[a(1-\omega)]}{1-\omega} - \frac{\sin[a(1+\omega)]}{1+\omega} \right)$
4	e^{-x}	$\sqrt{\frac{2}{\pi}} \frac{\omega}{1+\omega^2}$
5	$x e^{-x^2/2}$	$\omega e^{-\omega^2/2}$

7.5 TABLE OF FINITE SINE TRANSFORMS

$$f_s(n) = \int_0^\pi F(x) \sin nx \, dx, \text{ for } n = 1, 2, \dots$$

No.	$f_s(n)$	$F(x)$
1	$(-1)^{n+1} f_s(n)$	$F(\pi - x)$
2	$1/n$	$\pi - x/\pi$
3	$(-1)^{n+1}/n$	x/π
4	$1 - (-1)^n/n$	1
5	$\frac{2}{n^2} \sin \frac{n\pi}{2}$	$\begin{cases} x & \text{when } 0 < x < \pi/2 \\ \pi - x & \text{when } \pi/2 < x < \pi \end{cases}$
6	$(-1)^{n+1}/n^3$	$x(\pi^2 - x^2)/6\pi$
7	$1 - (-1)^n/n^3$	$x(\pi - x)/2$
8	$\frac{\pi^2(-1)^{n-1}}{n} - \frac{2[1 - (-1)^n]}{n^3}$	x^2
9	$\frac{n}{n^2 + c^2} [1 - (-1)^n e^{c\pi}]$	e^{cx}
10	$\frac{n}{n^2 + c^2}$	$\frac{\sinh c(\pi - x)}{\sinh c\pi}$
11	$\frac{n}{n^2 - k^2}$ with $k \neq 0, 1, 2, \dots$	$\frac{\sin k(\pi - x)}{\sin k\pi}$
12	$\begin{cases} \pi/2 & \text{when } n = m \\ 0 & \text{when } n \neq m, m = 1, 2, \dots \end{cases}$	$\sin mx$
13	$\frac{n}{n^2 - k^2} [1 - (-1)^n \cos k\pi]$ with $k \neq 1, 2, \dots$ (0 if $n = k$)	$\cos kx$
14	$\frac{b^n}{n}$ with $ b \leq 1$	$\frac{2}{\pi} \arctan \frac{b \sin x}{1 - b \cos x}$
15	$\frac{1 - (-1)^n}{n} b^n$ with $ b \leq 1$	$\frac{2}{\pi} \arctan \frac{2b \sin x}{1 - b^2}$

7.6 TABLE OF FOURIER TRANSFORMS

$$F(\omega) = \mathcal{F}(f)(\omega) = \frac{1}{\sqrt{2\pi}} \int_{-\infty}^{\infty} f(x) e^{i\omega x} \, dx$$

No.	$f(x)$	$F(\omega)$
1	$\delta(x)$	$1/\sqrt{2\pi}$
2	$\delta(x - \tau)$	$e^{i\omega\tau}/\sqrt{2\pi}$
3	$\delta^{(n)}(x)$	$(-i\omega)^n/\sqrt{2\pi}$
4	$H(x) = \begin{cases} 1 & x > 0 \\ 0 & x < 0 \end{cases}$	$-\frac{1}{i\omega\sqrt{2\pi}} + \sqrt{\frac{\pi}{2}} \delta(\omega)$
5	$\text{sgn}(x) = \begin{cases} 1 & x > 0 \\ -1 & x < 0 \end{cases}$	$-\sqrt{\frac{2}{\pi}} \frac{1}{i\omega}$

$$F(\omega) = \mathcal{F}(f)(\omega) = \frac{1}{\sqrt{2\pi}} \int_{-\infty}^{\infty} f(x)e^{i\omega x} dx$$

No.	$f(x)$	$F(\omega)$
6	$\begin{cases} 1 & x < a \\ -1 & x > a \end{cases}$	$\sqrt{\frac{2}{\pi}} \frac{\sin a\omega}{\omega}$
7	$\begin{cases} e^{i\Omega x} & x < a \\ 0 & x > a \end{cases}$	$\sqrt{\frac{2}{\pi}} \frac{\sin a(\Omega + \omega)}{\Omega + \omega}$
8	$e^{-a x } \quad a > 0$	$-\sqrt{\frac{2}{\pi}} \frac{a}{a^2 + \omega^2}$
9	$\frac{\sin ax}{x}$	$\begin{cases} \sqrt{\frac{\pi}{2}} & \omega < a \\ 0 & \omega > a \end{cases}$
10	$\begin{cases} e^{iax} & p < x < q \\ 0 & x < p, x > q \end{cases}$	$\frac{i}{\sqrt{2\pi}} e^{ip(\omega+a)} - e^{iq(\omega+a)} / \omega + a$
11	$\begin{cases} e^{-cx+iax} & x > 0 \\ 0 & x < 0 \end{cases} \quad (c > 0)$	$\frac{i}{\sqrt{2\pi}(\omega + a + ic)}$
12	$e^{-px^2} \quad \text{Re } p > 0$	$\frac{1}{\sqrt{2p}} e^{-\omega^2/4p}$
13	$\cos px^2$	$\frac{1}{\sqrt{2p}} \cos\left(\frac{\omega^2}{4p} - \frac{\pi}{4}\right)$
14	$\sin px^2$	$\frac{1}{\sqrt{2p}} \cos\left(\frac{\omega^2}{4p} + \frac{\pi}{4}\right)$
15	$ x ^{-p} \quad (0 < p < 1)$	$\sqrt{\frac{2}{\pi}} \frac{\Gamma(1-p) \sin \frac{p\pi}{2}}{ \omega ^{1-p}}$
16	$e^{-a x } / \sqrt{ x }$	$\frac{\sqrt{\sqrt{a^2 + \omega^2} + a}}{\sqrt{\omega^2 + a^2}}$
17	$\frac{\cosh ax}{\cosh \pi x} \quad (-\pi < a < \pi)$	$\sqrt{\frac{2}{\pi}} \frac{\cos \frac{a}{2} \cosh \frac{\omega}{2}}{\cos a + \cosh \omega}$
18	$\frac{\sinh ax}{\sinh \pi x} \quad (-\pi < a < \pi)$	$\frac{1}{\sqrt{2\pi}} \frac{\sin a}{\cos a + \cosh \omega}$
19	$\begin{cases} \frac{1}{\sqrt{a^2 - x^2}} & x < a \\ 0 & x > a \end{cases}$	$\sqrt{\frac{\pi}{2}} J_0(a\omega)$
20	$\frac{\sin[b\sqrt{a^2 + x^2}]}{\sqrt{a^2 + x^2}}$	$\begin{cases} 0 & \omega > b \\ \sqrt{\frac{\pi}{2}} J_0(a\sqrt{b^2 - \omega^2}) & \omega < b \end{cases}$

7.7 TABLE OF FUNCTIONAL RELATIONS FOR FOURIER TRANSFORMS

$$F(\omega) = \mathcal{F}(f)(\omega) = \frac{1}{\sqrt{2\pi}} \int_{-\infty}^{\infty} f(x)e^{i\omega x} dx$$

No.	$f(x)$	$F(\omega)$
1	$ag(x) + bh(x)$	$aG(\omega) + bH(\omega)$
2	$f(ax) \quad a \neq 0, \text{Im } a = 0$	$\frac{1}{ a } F\left(\frac{\omega}{a}\right)$
3	$f(-x)$	$F(-\omega)$
4	$\overline{f(x)}$	$\overline{F(-\omega)}$
5	$f(x - \tau) \quad \text{Im } \tau = 0$	$e^{i\omega\tau} F(\omega)$
6	$e^{i\Omega x} f(x) \quad \text{Im } \Omega = 0$	$F(\omega + \Omega)$
7	$F(x)$	$f(-\omega)$
8	$\frac{d^n}{dx^n} f(x)$	$(-i\omega)^n F(\omega)$
9	$(ix)^n f(x)$	$\frac{d^n}{d\omega^n} F(\omega)$

7.8 TABLE OF MULTIDIMENSIONAL FOURIER TRANSFORMS

$$F(\mathbf{u}) = (2\pi)^{-n/2} \int \cdots \int_{\mathbb{R}^n} f(\mathbf{x}) e^{i(\mathbf{x} \cdot \mathbf{u})} d\mathbf{x}$$

No.	$f(\mathbf{x})$	$F(\mathbf{u})$
Two dimensions: let $\mathbf{x} = (x, y)$ and $\mathbf{u} = (u, v)$.		
1	$f(ax, by)$	$\frac{1}{ ab } F\left(\frac{u}{a}, \frac{v}{b}\right)$
2	$f(x-a, y-b)$	$e^{i(au+bv)} F(u, v)$
3	$e^{i(ax+by)} f(x, y)$	$F(u+a, v+b)$
4	$F(x, y)$	$(2\pi)^2 F(-u, -v)$
5	$\delta(x-a)\delta(y-b)$	$\frac{1}{2\pi} e^{-i(au+bv)}$
6	$e^{-x^2/4a-y^2/4b} \quad a, b > 0$	$2\sqrt{ab} e^{-au^2-bv^2}$
7	$\begin{cases} 1 & x < a, y < b \\ 0 & \text{otherwise} \end{cases} \quad (\text{rectangle})$	$\frac{2 \sin au \sin bv}{\pi uv}$
8	$\begin{cases} 1 & x < a \\ 0 & \text{otherwise} \end{cases} \quad (\text{strip})$	$\frac{2 \sin au}{\pi uv} \delta(v)$
9	$\begin{cases} 1 & x^2 + y^2 < a^2 \\ 0 & \text{otherwise} \end{cases} \quad (\text{circle})$	$\frac{a J_1(a\sqrt{u^2+v^2})}{\sqrt{u^2+v^2}}$
Three dimensions: let $\mathbf{x} = (x, y, z)$ and $\mathbf{u} = (u, v, w)$.		
10	$\delta(x-a)\delta(y-b)\delta(z-c)$	$\frac{1}{(2\pi)^{3/2}} e^{-i(au+bv+cw)}$
11	$e^{-x^2/4a-y^2/4b-z^2/4c} \quad a, b, c > 0$	$2^{3/2} \sqrt{abc} e^{-au^2-bv^2-cw^2}$
12	$\begin{cases} 1 & x < a, y < b, z < c \\ 0 & \text{otherwise} \end{cases} \quad (\text{box})$	$\left(\frac{2}{\pi}\right)^{3/2} \frac{\sin au \sin bv \sin cw}{uvw}$
13	$\begin{cases} 1 & x^2 + y^2 + z^2 < a^2 \\ 0 & \text{otherwise} \end{cases} \quad (\text{ball})$	$\frac{\sin a\rho - a\rho \cos a\rho}{\sqrt{2\pi} \rho^3}$ $\rho^2 = u^2 + v^2 + w^2$

7.9 TABLE OF LAPLACE TRANSFORMS

$$F(s) = \mathcal{L}(f)(s) = \int_0^\infty f(t) e^{-st} dt.$$

No.	$f(t)$	$F(s)$
1	$\delta(t)$, delta function	1
2	$H(t)$, unit step function or Heaviside function	$1/s$
3	t	$1/s^2$
4	$\frac{t^{n-1}}{(n-1)!}$	$1/s^n \quad (n = 1, 2, \dots)$
5	$1/\sqrt{\pi t}$	$1/\sqrt{s}$
6	$2\sqrt{t/\pi}$	$s^{-3/2}$
7	$\frac{2^n t^{n-1/2}}{\sqrt{\pi}(2n-1)!!}$	$s^{-(n+1/2)} \quad (n = 1, 2, \dots)$

$$F(s) = \mathcal{L}(f)(s) = \int_0^{\infty} f(t)e^{-st} dt.$$

No.	$f(t)$	$F(s)$
8	t^{k-1}	$\frac{\Gamma(k)}{s^k} \quad (k > 0)$
9	e^{at}	$\frac{1}{s-a}$
10	te^{at}	$\frac{1}{(s-a)^2}$
11	$\frac{1}{(n-1)!} t^{n-1} e^{at}$	$\frac{1}{(s-a)^n} \quad (n = 1, 2, \dots)$
12	$t^{k-1} e^{at}$	$\frac{\Gamma(k)}{(s-a)^k} \quad (k > 0)$
13	$\frac{1}{a-b} (e^{at} - e^{bt})$	$\frac{1}{(s-a)(s-b)} \quad (a \neq b)$
14	$\frac{1}{a-b} (ae^{at} - be^{bt})$	$\frac{s}{(s-a)(s-b)} \quad (a \neq b)$
15	$-\frac{(b-c)e^{at} + (c-a)e^{bt} + (a-b)e^{ct}}{(a-b)(b-c)(c-a)}$	$\frac{1}{(s-a)(s-b)(s-c)} \quad (a, b, c \text{ distinct})$
16	$\frac{1}{a} \sin at$	$\frac{1}{s^2 + a^2}$
17	$\cos at$	$\frac{s}{s^2 + a^2}$
18	$\frac{1}{a} \sinh at$	$\frac{1}{s^2 - a^2}$
19	$\cosh at$	$\frac{s}{s^2 - a^2}$
20	$\frac{1}{a^2} (1 - \cos at)$	$\frac{1}{s(s^2 + a^2)}$
21	$\frac{1}{a^3} (at - \sin at)$	$\frac{1}{s^2(s^2 + a^2)}$
22	$\frac{1}{2a^3} (\sin at - at \cos at)$	$\frac{1}{(s^2 + a^2)^2}$
23	$\frac{t}{2a} \sin at$	$\frac{s}{(s^2 + a^2)^2}$
24	$\frac{1}{2a} (\sin at + at \cos at)$	$\frac{s^2}{(s^2 + a^2)^2}$
25	$t \cos at$	$\frac{s^2 - a^2}{(s^2 + a^2)^2}$
26	$\frac{\cos at - \cos bt}{b^2 - a^2}$	$\frac{s}{(s^2 + a^2)(s^2 + b^2)} \quad (a^2 \neq b^2)$
27	$\frac{1}{b} e^{at} \sin bt$	$\frac{1}{(s-a)^2 + b^2}$
28	$e^{at} \cos bt$	$\frac{s-a}{(s-a)^2 + b^2}$
29	$\sin at \cosh at - \cos at \sinh at$	$\frac{4a^3}{s^4 + 4a^4}$
30	$\frac{1}{2a^2} \sin at \sinh at$	$\frac{s}{s^4 + 4a^4}$
31	$\frac{1}{2a^3} (\sinh at - \sin at)$	$\frac{1}{s^4 - a^4}$
32	$\frac{1}{2a^2} (\cosh at - \cos at)$	$\frac{s}{s^4 - a^4}$
33	$(1 + a^2 t^2) \sin at - \cos at$	$\frac{8a^3 s^2}{(s^2 + a^2)^3}$
34	$\frac{e^t}{n!} \frac{d^n}{dt^n} (t^n e^{-t})$	$\frac{1}{s} \left(\frac{s-1}{s} \right)^n$
35	$\frac{1}{\sqrt{\pi t}} e^{at} (1 + 2at)$	$\frac{s}{(s-a)^{3/2}}$
36	$\frac{1}{2\sqrt{\pi t^3}} (e^{bt} - e^{at})$	$\sqrt{s-a} - \sqrt{s-b}$

$$F(s) = \mathcal{L}(f)(s) = \int_0^{\infty} f(t)e^{-st} dt.$$

No.	$f(t)$	$F(s)$
37	$\frac{1}{\sqrt{\pi t}} - ae^{a^2 t} \operatorname{erfc}(a\sqrt{t})$	$\frac{1}{\sqrt{s+a}}$
38	$\frac{1}{\sqrt{\pi t}} + ae^{a^2 t} \operatorname{erf}(a\sqrt{t})$	$\frac{\sqrt{s}}{s-a^2}$
39	$\frac{1}{a} e^{a^2 t} \operatorname{erf}(a\sqrt{t})$	$\frac{1}{\sqrt{s}(s-a^2)}$
40	$\begin{cases} 0 & \text{when } 0 < t < k \\ 1 & \text{when } t > k \end{cases}$	$\frac{e^{-ks}}{s}$
41	$\begin{cases} 0 & \text{when } 0 < t < k \\ t-k & \text{when } t > k \end{cases}$	$\frac{e^{-ks}}{s^2}$
42	$\begin{cases} 0 & \text{when } 0 < t < k \\ \frac{(t-k)^{p-1}}{\Gamma(p)} & \text{when } t > k \end{cases}$	$\frac{e^{-ks}}{s^p}$ ($p > 0$)
43	$\begin{cases} 1 & \text{when } 0 < t < k \\ 0 & \text{when } t > k \end{cases}$	$\frac{1 - e^{-ks}}{s}$
44	$ \sin at $	$\frac{a}{s^2+a^2} \coth \frac{\pi s}{2a}$
45	$J_0(2\sqrt{at})$	$\frac{1}{s} e^{-a/s}$
46	$\frac{1}{\sqrt{\pi t}} \cos 2\sqrt{at}$	$\frac{1}{\sqrt{s}} e^{-a/s}$
47	$\frac{1}{\sqrt{\pi t}} \cosh 2\sqrt{at}$	$\frac{1}{\sqrt{s}} e^{a/s}$
48	$\frac{a}{2\sqrt{\pi t}} e^{-a^2/4t}$	$e^{-a\sqrt{s}}$ ($a > 0$)
49	$\frac{1}{\sqrt{\pi t}} e^{-a^2/4t}$	$\frac{1}{\sqrt{s}} e^{-a\sqrt{s}}$ ($a \geq 0$)
50	$\Gamma'(1) - \log t$	$\frac{1}{s} \log s$
51	$t^{k-1} \left[\frac{\Gamma'(k)}{ \Gamma'(k) ^2} - \frac{\log t}{\Gamma(k)} \right]$	$\frac{1}{s^k} \log s$ ($k > 0$)
52	$e^{at} [\log a - \operatorname{Ei}(-at)]$	$\frac{\log s}{s-a}$ ($a > 0$)
53	$\frac{1}{t} (e^{bt} - e^{at})$	$\log \frac{s-a}{s-b}$
54	$\frac{2}{t} (1 - \cos at)$	$\log \frac{s^2+a^2}{s^2}$
55	$\frac{2}{t} (1 - \cosh at)$	$\log \frac{s^2-a^2}{s^2}$
56	$\frac{1}{t} \sin at$	$\arctan \frac{a}{s}$
57	$\frac{1}{a\sqrt{\pi}} e^{-t^2/4a^2}$	$e^{a^2 s^2} \operatorname{erfc}(as)$ ($a > 0$)
58	$\operatorname{erf}\left(\frac{t}{2a}\right)$	$\frac{1}{s} e^{a^2 s^2} \operatorname{erfc}(as)$ ($a > 0$)
59	$\frac{\sqrt{a}}{\pi \sqrt{t(t+a)}}$	$e^{as} \operatorname{erfc}(\sqrt{as})$ ($a > 0$)
60	$\frac{1}{\pi t} \sin(2a\sqrt{t})$	$\operatorname{erf}\left(\frac{a}{\sqrt{s}}\right)$

7.10 TABLE OF FUNCTIONAL RELATIONS FOR LAPLACE TRANSFORMS

$$F(s) = \mathcal{L}\{f\}(s) = \int_0^{\infty} f(t)e^{-st} dt.$$

No.	$f(t)$	$F(s)$
1	$af(t) + bg(t)$	$aF(s) + bG(s)$
2	$f'(t)$	$sF(s) - F(0+)$
3	$f''(t)$	$s^2F(s) - sF(0+) - F'(0+)$
4	$f^{(n)}(t)$	$s^n F(s) - \sum_{k=0}^{n-1} s^{n-1-k} F^{(k)}(0+)$
5	$\int_0^t f(\tau) d\tau$	$\frac{1}{s} F(s)$
6	$\int_0^t \int_0^\tau f(u) du d\tau$	$\frac{1}{s^2} F(s)$
7	$\int_0^t f_1(t-\tau) f_2(\tau) d\tau = f_1 * f_2$	$F_1(s)F_2(s)$
8	$tf(t)$	$-F'(s)$
9	$t^n f(t)$	$(-1)^n F^{(n)}(s)$
10	$\frac{1}{t} f(t)$	$\int_s^{\infty} F(z) dz$
11	$e^{at} f(t)$	$F(s-a)$
12	$f(t-b)$ with $f(t) = 0$ for $t < 0$	$e^{-bs} F(s)$
13	$\frac{1}{c} f\left(\frac{t}{c}\right)$	$F(cs)$
14	$\frac{1}{c} e^{bt/c} f\left(\frac{t}{c}\right)$	$F(cs-b)$
15	$f(t+a) = f(t)$	$\int_0^a e^{-st} f(t) dt / (1 - e^{-as})$
16	$f(t+a) = -f(t)$	$\int_0^a e^{-st} f(t) dt / (1 + e^{-as})$

8 SPECIAL FUNCTIONS

8.1 ORTHOGONAL POLYNOMIALS

- Legendre** Symbol: $P_n(x)$ Interval: $[-1, 1]$
Differential Equation: $(1-x^2)y'' - 2xy' + n(n+1)y = 0$
Explicit Expression: $P_n(x) = \frac{1}{2^n} \sum_{m=0}^{[n/2]} (-1)^m \binom{n}{m} \binom{2n-2m}{n} x^{n-2m}$
Recurrence Relation: $(n+1)P_{n+1}(x) = (2n+1)xP_n(x) - nP_{n-1}(x)$
Weight: 1
Standardization: $P_n(1) = 1$
Norm: $\int_{-1}^{+1} [P_n(x)]^2 dx = \frac{2}{2n+1}$
Rodrigues' Formula: $P_n(x) = \frac{(-1)^n}{2^n n!} \frac{d^n}{dx^n} \{(1-x^2)^n\}$

$$\text{Generating Function: } R^{-1} = \sum_{n=0}^{\infty} P_n(x) z^n; -1 < x < 1, \quad |z| < 1,$$

$$R = \sqrt{1 - 2xz + z^2}$$

$$\text{Inequality: } |P_n(x)| \leq 1, \quad -1 \leq x \leq 1.$$

2. **Tschebysheff, First Kind** Symbol: $T_n(x)$ Interval: $[-1, 1]$

$$\text{Differential Equation: } (1 - x^2)y - xy' + n^2y = 0$$

$$\text{Explicit Expression: } \frac{n}{2} \sum_{m=0}^{[n/2]} (-1)^m \frac{(n-m-1)!}{m!(n-2m)!} (2x)^{n-2m} = \cos(n \arccos x) = T_n(x)$$

$$\text{Recurrence Relation: } T_{n+1}(x) = 2xT_n(x) - T_{n-1}(x)$$

$$\text{Weight: } (1 - x^2)^{-1/2}$$

$$\text{Standardization: } T_n(1) = 1$$

$$\text{Norm: } \int_{-1}^{+1} (1 - x^2)^{-1/2} [T_n(x)]^2 dx = \begin{cases} \pi/2, & n \neq 0 \\ \pi, & n = 0 \end{cases}$$

$$\text{Rodrigues' Formula: } \frac{(-1)^n (1 - x^2)^{1/2} \sqrt{\pi}}{2^{n+1} \Gamma(n + \frac{1}{2})} \frac{d^n}{dx^n} \{(1 - x^2)^{n-(1/2)}\} = T_n(x)$$

$$\text{Generating Function: } \frac{1 - xz}{1 - 2xz + z^2} = \sum_{n=0}^{\infty} T_n(x) z^n, \quad -1 < x < 1, \quad |z| < 1$$

$$\text{Inequality: } |T_n(x)| \leq 1, \quad -1 \leq x \leq 1.$$

3. **Tschebysheff, Second Kind** Symbol $U_n(x)$ Interval: $[-1, 1]$

$$\text{Differential Equation: } (1 - x^2)y'' - 3xy' + n(n+2)y = 0$$

$$\text{Explicit Expression: } U_n(x) = \sum_{m=0}^{[n/2]} (-1)^m \frac{(m-n)!}{m!(n-2m)!} (2x)^{n-2m}$$

$$U_n(\cos \theta) = \frac{\sin[(n+1)\theta]}{\sin \theta}$$

$$\text{Recurrence Relation: } U_{n+1}(x) = 2xU_n(x) - U_{n-1}(x)$$

$$\text{Weight: } (1 - x^2)^{1/2}$$

$$\text{Standardization: } U_n(1) = n + 1$$

$$\text{Norm: } \int_{-1}^{+1} (1 - x^2)^{1/2} [U_n(x)]^2 dx = \frac{\pi}{2}$$

$$\text{Rodrigues' Formula: } U_n(x) = \frac{(-1)^n (n+1) \sqrt{\pi}}{(1 - x^2)^{1/2} 2^{n+1} \Gamma(n + \frac{3}{2})} \frac{d^n}{dx^n} \{(1 - x^2)^{n+(1/2)}\}$$

$$\text{Generating Function: } \frac{1}{1 - 2xz + z^2} = \sum_{n=0}^{\infty} U_n(x) z^n, \quad -1 < x < 1, \quad |z| < 1$$

$$\text{Inequality: } |U_n(x)| \leq n + 1, \quad -1 \leq x \leq 1.$$

4. **Jacobi** Symbol: $P_n^{(\alpha, \beta)}(x)$ Interval: $[-1, 1]$

$$\text{Differential Equation: } (1 - x^2)y'' + [\beta - \alpha - (\alpha + \beta + 2)x]y' + n(n + \alpha + \beta + 1)y = 0$$

$$\text{Explicit Expression: } P_n^{(\alpha, \beta)}(x) = \frac{1}{2^n} \sum_{m=0}^n \binom{n+\alpha}{m} \binom{n+\beta}{n-m} (x-1)^{n-m} (x+1)^m$$

$$\text{Recurrence Relation: } 2(n+1)(n+\alpha+\beta+1)(2n+\alpha+\beta)P_{n+1}^{(\alpha, \beta)}(x)$$

$$= (2n+\alpha+\beta+1)[(\alpha^2 - \beta^2) + (2n+\alpha+\beta+2)$$

$$\times (2n+\alpha+\beta)x]P_n^{(\alpha, \beta)}(x)$$

$$- 2(n+\alpha)(n+\beta)(2n+\alpha+\beta+2)P_{n-1}^{(\alpha, \beta)}(x)$$

$$\text{Weight: } (1-x)^\alpha (1+x)^\beta; \alpha, \beta > -1$$

$$\text{Standardization: } P_n^{(\alpha, \beta)}(x) = \binom{n+\alpha}{n}$$

$$\text{Norm: } \int_{-1}^{+1} (1-x)^\alpha (1+x)^\beta [P_n^{(\alpha, \beta)}(x)]^2 dx = \frac{2^{\alpha+\beta+1} \Gamma(n+\alpha+1) \Gamma(n+\beta+1)}{(2n+\alpha+\beta+1)n! \Gamma(n+\alpha+\beta+1)}$$

Rodrigues' Formula: $P_n^{(\alpha, \beta)}(x) = \frac{(-1)^n}{2^n n! (1-x)^\alpha (1+x)^\beta} \frac{d^n}{dx^n} \{(1-x)^{n+\alpha} (1+x)^{n+\beta}\}$

Generating Function: $R^{-1} (1-z+R)^{-\alpha} (1+z+R)^{-\beta} = \sum_{n=0}^{\infty} 2^{-\alpha-\beta} P_n^{(\alpha, \beta)}(x) z^n,$
 $R = \sqrt{1-2xz+z^2}, \quad |z| < 1$

Inequality: $\max_{-1 \leq x \leq 1} |P_n^{(\alpha, \beta)}(x)| = \begin{cases} \binom{n+q}{n} \sim n^q \text{ if } q = \max(\alpha, \beta) \geq -\frac{1}{2} \\ |P_n^{(\alpha, \beta)}(x')| \sim n^{-1/2} \text{ if } q < -\frac{1}{2} \\ x' \text{ is one of the two maximum points nearest } \frac{\beta-\alpha}{\alpha+\beta+1} \end{cases}$

5. **Generalized Laguerre** *Symbol:* $L_n^{(\alpha)}(x)$ *Interval:* $[0, \infty]$

Differential Equation: $xy'' + (\alpha + 1 - x)y' + ny = 0$

Explicit Expression: $L_n^{(\alpha)}(x) = \sum_{m=0}^n (-1)^m \binom{n+\alpha}{n-m} \frac{1}{m!} x^m$

Recurrence Relation: $(n+1)L_{n+1}^{(\alpha)} + 1(x) = [(2n+\alpha+1)-x]L_n^{(\alpha)}(x) - (n+\alpha)L_{n-1}^{(\alpha)} - 1(x)$

Weight: $x^\alpha e^{-x}, \alpha > -1$

Standardization: $L_n^{(\alpha)}(x) = \frac{(-1)^n}{n!} x^n + \dots$

Norm: $\int_0^\infty x^\alpha e^{-x} [L_n^{(\alpha)}(x)]^2 dx = \frac{\Gamma(n+\alpha+1)}{n!}$

Rodrigues' Formula: $L_n^{(\alpha)}(x) = \frac{1}{n! x^\alpha e^{-x}} \frac{d^n}{dx^n} \{x^{n+\alpha} e^{-x}\}$

Generating Function: $(1-z)^{-\alpha-1} \exp\left(\frac{xz}{z-1}\right) = \sum_{n=0}^{\infty} L_n^{(\alpha)}(x) z^n$

Inequality: $|L_n^{(\alpha)}(x)| \leq \frac{\Gamma(n+\alpha+1)}{n! \Gamma(\alpha+1)} e^{x/2}; \quad \begin{matrix} x \geq 0 \\ \alpha > 0 \end{matrix}$
 $|L_n^{(\alpha)}(x)| \leq \left[2 - \frac{\Gamma(\alpha+n+1)}{n! \Gamma(\alpha+1)}\right] e^{x/2}; \quad \begin{matrix} x \geq 0 \\ -1 < \alpha < 0 \end{matrix}$

6. **Hermite** *Symbol:* $H_n(x)$ *Interval:* $[-\infty, \infty]$

Differential Equation: $y'' - 2xy' + 2ny = 0$

Explicit Expression: $H_n(x) = \sum_{m=0}^{\lfloor n/2 \rfloor} \frac{(-1)^m n! (2x)^{n-2m}}{m! (n-2m)!}$

Recurrence Relation: $H_{n+1}(x) = 2xH_n(x) - 2nH_{n-1}(x)$

Weight: e^{-x^2}

Standardization: $H_n(1) = 2^n x^n + \dots$

Norm: $\int_{-\infty}^{\infty} e^{-x^2} [H_n(x)]^2 dx = 2^n n! \sqrt{\pi}$

Rodrigues' Formula: $H_n(x) = (-1)^n e^{x^2} \frac{d^n}{dx^n} (e^{-x^2})$

Generating Function: $e^{-x^2+2zx} = \sum_{n=0}^{\infty} H_n(x) \frac{z^n}{n!}$

Inequality: $|H_n(x)| e^{x^2/2} k 2^{n/2} \sqrt{n!} k \approx 1.086435$

8.2 TABLES OF ORTHOGONAL POLYNOMIALS

In the following, $\{H_n, L_n, P_n, T_n, U_n\}$ represent the n^{th} order Hermite, Laguerre, Legendre, Tschebysheff (first kind), and Tschebysheff (second kind) polynomials.

$$\begin{aligned}
 H_0 &= 1 & x^{10} &= (30240H_0 + 75600H_2 + 25200H_4 + 2520H_6 + 90H_8 + H_{10})/1024 \\
 H_1 &= 2x & x^9 &= (15120H_1 + 10080H_3 + 1512H_5 + 72H_7 + H_9)/512 \\
 H_2 &= 4x^2 - 2 & x^8 &= (1680H_0 + 3360H_2 + 840H_4 + 56H_6 + H_8)/256 \\
 H_3 &= 8x^3 - 12x & x^7 &= (840H_1 + 420H_3 + 42H_5 + H_7)/128 \\
 H_4 &= 16x^4 - 48x^2 + 12 & x^6 &= (120H_0 + 180H_2 + 30H_4 + H_6)/64 \\
 H_5 &= 32x^5 - 160x^3 + 120x & x^5 &= (60H_1 + 20H_3 + H_5)/32 \\
 H_6 &= 64x^6 - 480x^4 + 720x^2 - 120 & x^4 &= (12H_0 + 12H_2 + H_4)/16 \\
 H_7 &= 128x^7 - 1344x^5 + 3360x^3 - 1680x & x^3 &= (6H_1 + H_3)/8 \\
 H_8 &= 256x^8 - 3584x^6 + 13440x^4 - 13440x^2 + 1680 & x^2 &= (2H_0 + H_2)/4 \\
 H_9 &= 512x^9 - 9216x^7 + 48384x^5 - 80640x^3 + 30240x & x &= (H_1)/2 \\
 H_{10} &= 1024x^{10} - 23040x^8 + 161280x^6 - 403200x^4 + 302400x^2 - 30240 & 1 &= H_0
 \end{aligned}$$

$$\begin{aligned}
 L_0 &= 1 & x^6 &= 720L_0 - 4320L_1 + 10800L_2 - 14400L_3 + 10800L_4 - 4320L_5 + 720L_6 \\
 L_1 &= -x + 1 & x^5 &= 120L_0 - 600L_1 + 1200L_2 - 1200L_3 + 600L_4 - 120L_5 \\
 L_2 &= (x^2 - 4x + 2)/2 & x^4 &= 24L_0 - 96L_1 + 144L_2 - 96L_3 + 24L_4 \\
 L_3 &= (-x^3 + 9x^2 - 18x + 6)/6 & x^3 &= 6L_0 - 18L_1 + 18L_2 - 6L_3 \\
 L_4 &= (x^4 - 16x^3 + 72x^2 - 96x + 24)/24 & x^2 &= 2L_0 - 4L_1 + 2L_2 \\
 L_5 &= (-x^5 + 25x^4 - 200x^3 + 600x^2 - 600x + 120)/120 & x &= L_0 - L_1 \\
 L_6 &= (x^6 - 36x^5 + 450x^4 - 2400x^3 + 5400x^2 - 4320x + 720)/720 & 1 &= L_0
 \end{aligned}$$

$$\begin{aligned}
 P_0 &= 1 & x^{10} &= (4199P_0 + 16150P_2 + 15504P_4 + 7904P_6 + 2176P_8 + 256P_{10})/46189 \\
 P_1 &= x & x^9 &= (3315P_1 + 4760P_3 + 2992P_5 + 960P_7 + 128P_9)/12155 \\
 P_2 &= (3x^2 - 1)/2 & x^8 &= (715P_0 + 2600P_2 + 2160P_4 + 832P_6 + 128P_8)/6435 \\
 P_3 &= (5x^3 - 3x)/2 & x^7 &= (143P_1 + 182P_3 + 88P_5 + 16P_7)/429 \\
 P_4 &= (35x^4 - 30x^2 + 3)/8 & x^6 &= (33P_0 + 110P_2 + 72P_4 + 16P_6)/231 \\
 P_5 &= (63x^5 - 70x^3 + 15x)/8 & x^5 &= (27P_1 + 28P_3 + 8P_5)/63 \\
 P_6 &= (231x^6 - 315x^4 + 105x^2 - 5)/16 & x^4 &= (7P_0 + 20P_2 + 8P_4)/35 \\
 P_7 &= (429x^7 - 693x^5 + 315x^3 - 35x)/16 & x^3 &= (3P_1 + 2P_3)/5 \\
 P_8 &= (6435x^8 - 12012x^6 + 6930x^4 - 1260x^2 + 35)/128 & x^2 &= (P_0 + 2P_2)/3 \\
 P_9 &= (12155x^9 - 25740x^7 + 18018x^5 - 4620x^3 + 315x)/128 & x &= P_1 \\
 P_{10} &= (46189x^{10} - 109395x^8 + 90090x^6 - 30030x^4 + 3465x^2 - 63)/256 & 1 &= P_0
 \end{aligned}$$

$$\begin{aligned}
 T_0 &= 1 & x^{10} &= (126T_0 + 210T_2 + 120T_4 + 45T_6 + 10T_8 + T_{10})/512 \\
 T_1 &= x & x^9 &= (126T_1 + 84T_3 + 36T_5 + 9T_7 + T_9)/256 \\
 T_2 &= 2x^2 - 1 & x^8 &= (35T_0 + 56T_2 + 28T_4 + 8T_6 + T_8)/128 \\
 T_3 &= 4x^3 - 3x & x^7 &= (35T_1 + 21T_3 + 7T_5 + T_7)/64 \\
 T_4 &= 8x^4 - 8x^2 + 1 & x^6 &= (10T_0 + 15T_2 + 6T_4 + T_6)/32 \\
 T_5 &= 16x^5 - 20x^3 + 5x & x^5 &= (10T_1 + 5T_3 + T_5)/16 \\
 T_6 &= 32x^6 - 48x^4 + 18x^2 - 1 & x^4 &= (3T_0 + 4T_2 + T_4)/8 \\
 T_7 &= 64x^7 - 112x^5 + 56x^3 - 7x & x^3 &= (3T_1 + T_3)/4 \\
 T_8 &= 128x^8 - 256x^6 + 160x^4 - 32x^2 + 1 & x^2 &= (T_0 + T_2)/2 \\
 T_9 &= 256x^9 - 576x^7 + 432x^5 - 120x^3 + 9x & x &= T_1 \\
 T_{10} &= 512x^{10} - 1280x^8 + 1120x^6 - 400x^4 + 50x^2 - 1 & 1 &= T_0
 \end{aligned}$$

$$\begin{aligned}
 U_0 &= 1 & x^{10} &= (42U_0 + 90U_2 + 75U_4 + 35U_6 + 9U_8 + U_{10})/1024 \\
 U_1 &= 2x & x^9 &= (42U_1 + 48U_3 + 27U_5 + 8U_7 + U_9)/512 \\
 U_2 &= 4x^2 - 1 & x^8 &= (14U_0 + 28U_2 + 20U_4 + 7U_6 + U_8)/256 \\
 U_3 &= 8x^3 - 4x & x^7 &= (14U_1 + 14U_3 + 6U_5 + U_7)/128 \\
 U_4 &= 16x^4 - 12x^2 + 1 & x^6 &= (5U_0 + 9U_2 + 5U_4 + U_6)/64 \\
 U_5 &= 32x^5 - 32x^3 + 6x & x^5 &= (5U_1 + 4U_3 + U_5)/32 \\
 U_6 &= 64x^6 - 80x^4 + 24x^2 - 1 & x^4 &= (2U_0 + 3U_2 + U_4)/16 \\
 U_7 &= 128x^7 - 192x^5 + 80x^3 - 8x & x^3 &= (2U_1 + U_3)/8 \\
 U_8 &= 256x^8 - 448x^6 + 240x^4 - 40x^2 + 1 & x^2 &= (U_0 + U_2)/4 \\
 U_9 &= 512x^9 - 1024x^7 + 672x^5 - 160x^3 + 10x & x &= (U_1)/2 \\
 U_{10} &= 1024x^{10} - 2304x^8 + 1792x^6 - 560x^4 + 60x^2 - 1 & 1 &= U_0
 \end{aligned}$$

8.3 BESSEL FUNCTIONS

1. Bessel's differential equation for a real variable x is

$$x^2 \frac{d^2 y}{dx^2} + x \frac{dy}{dx} + (x^2 - n^2)y = 0$$

2. When n is not an integer, two independent solutions of the equation are $J_n(x)$ and $J_{-n}(x)$ where

$$J_n(x) = \sum_{k=0}^{\infty} \frac{(-1)^k}{k! \Gamma(n+k+1)} \left(\frac{x}{2}\right)^{n+2k}$$

3. If n is an integer then $J_n(x) = (-1)^n J_n(x)$, where

$$J_n(x) = \frac{x^n}{2^n n!} \left\{ 1 - \frac{x^2}{2^2 \cdot 1!(n+1)} + \frac{x^4}{2^4 \cdot 2!(n+1)(n+2)} + \frac{x^6}{2^6 \cdot 3!(n+1)(n+2)(n+3)} + \dots \right\}$$

4. For $n = 0$ and $n = 1$, this formula becomes

$$\begin{aligned} J_0(x) &= 1 - \frac{x^2}{2^2(1!)^2} + \frac{x^4}{2^4(2!)^2} - \frac{x^6}{2^6(3!)^2} + \frac{x^8}{2^8(4!)^2} - \dots \\ J_1(x) &= \frac{x}{2} - \frac{x^3}{2^3 \cdot 1!2!} + \frac{x^5}{2^5 \cdot 2!3!} - \frac{x^7}{2^7 \cdot 3!4!} + \frac{x^9}{2^9 \cdot 4!5!} - \dots \end{aligned}$$

5. Table of zeros for $J_0(x)$ and $J_1(x)$. Define $\{\alpha_n, \beta_n\}$ by $J_0(\alpha_n) = 0$ and $J_1(\beta_n) = 0$.

Roots α_n	$J_1(\alpha_n)$	Roots β_n	$J_0(\beta_n)$
2.4048	0.5191	0.0000	1.0000
5.5201	-0.3403	3.8317	-0.4028
8.6537	0.2715	7.0156	0.3001
11.7915	-0.2325	10.1735	-0.2497
14.9309	0.2065	13.3237	0.2184
18.0711	-0.1877	16.4706	-0.1965
21.2116	0.1733	19.6159	0.1801

6. Recurrence formulas

$$\begin{aligned} J_{n-1}(x) + J_{n+1}(x) &= \frac{2n}{x} J_n(x) & nJ_n(x) + xJ'_n(x) &= xJ_{n-1}(x) \\ J_{n-1}(x) - J_{n+1}(x) &= 2J'_n(x) & nJ_n(x) - xJ'_n(x) &= xJ_{n+1}(x) \end{aligned}$$

7. If J_n is written for $J_n(x)$ and $J_n^{(k)}$ is written for $\frac{d^k}{dx^k}\{J_n(x)\}$, then the following derivative relationships are important

$$\begin{aligned} J_0^{(r)} &= -J_1^{(r-1)} \\ J_0^{(2)} &= -J_0 + \frac{1}{x}J_1 = \frac{1}{2}(J_2 - J_0) \\ J_0^{(3)} &= \frac{1}{x}J_0 + \left(1 - \frac{2}{x^2}\right)J_1 = \frac{1}{4}(-J_3 + 3J_1) \\ J_0^{(4)} &= \left(1 - \frac{3}{x^2}\right)J_0 - \left(\frac{2}{x} - \frac{6}{x^3}\right)J_1 = \frac{1}{8}(J_4 - 4J_2 + 3J_0), \text{ etc.} \end{aligned}$$

8. Half-order Bessel functions

$$\begin{aligned} J_{\frac{1}{2}}(x) &= \sqrt{\frac{2}{\pi x}} \sin x \\ J_{-\frac{1}{2}}(x) &= \sqrt{\frac{2}{\pi x}} \cos x \\ J_{n+\frac{3}{2}}(x) &= -x^{n+\frac{1}{2}} \frac{d}{dx} \{x^{-(n+\frac{1}{2})} J_{n+\frac{1}{2}}(x)\} \\ J_{n-\frac{1}{2}}(x) &= x^{-(n+\frac{1}{2})} \frac{d}{dx} \{x^{n+\frac{1}{2}} J_{n+\frac{1}{2}}(x)\} \end{aligned}$$

n	$\left(\frac{\pi x}{2}\right)^{\frac{1}{2}} J_{n+\frac{1}{2}}(x)$	$\left(\frac{\pi x}{2}\right)^{\frac{1}{2}} J_{-(n+\frac{1}{2})}(x)$
0	$\sin x$	$\cos x$
1	$\frac{\sin x}{x} - \cos x$	$-\frac{\cos x}{x} - \sin x$
2	$\left(\frac{3}{x^2} - 1\right) \sin x - \frac{3}{x} \cos x$	$\left(\frac{3}{x^2} - 1\right) \cos x + \frac{3}{x} \sin x$
3	$\left(\frac{15}{x^3} - \frac{6}{x}\right) \sin x - \left(\frac{15}{x^2} - 1\right) \cos x$	$-\left(\frac{15}{x^3} - \frac{6}{x}\right) \cos x - \left(\frac{15}{x^2} - 1\right) \sin x$

9. Additional solutions to Bessel's equation are $Y_n(x)$ (also called Weber's function, and sometimes denoted by $N_n(x)$) and $H_n^{(1)}(x)$ and $H_n^{(2)}(x)$ (also called Hankel functions) These solutions are defined as follows

$$Y_n(x) = \begin{cases} \frac{J_n(x) \cos(n\pi) - J_{-n}(x)}{\sin(n\pi)} & n \text{ not an integer} & H_n^{(1)}(x) = J_n(x) + iY_n(x) \\ \lim_{\nu \rightarrow n} \frac{J_\nu(x) \cos(\nu\pi) - J_{-\nu}(x)}{\sin(\nu\pi)} & n \text{ an integer} & H_n^{(2)}(x) = J_n(x) - iY_n(x) \end{cases}$$

The additional properties of these functions may all be derived from the above relations and the known properties of $J_n(x)$.

10. Complete solutions to Bessel's equation may be written as $c_1 J_n(x) + c_2 J_{-n}(x)$ when n is not an integer or, for any value of n , $c_1 J_n(x) + c_2 Y_n(x)$ or $c_1 H_n^{(1)}(x) + c_2 H_n^{(2)}(x)$.
11. The modified (or hyperbolic) Bessel's differential equation is

$$x^2 \frac{d^2 y}{dx^2} + x \frac{dy}{dx} - (x^2 + n^2)y = 0$$

12. When n is not an integer, two independent solutions of the equation are $I_n(x)$ and $I_{-n}(x)$, where

$$I_n(x) = \sum_{k=0}^{\infty} \frac{1}{k! \Gamma(n+k+1)} \left(\frac{x}{2}\right)^{n+2k}$$

13. If n is an integer,

$$I_n(x) = I_{-n}(x) = \frac{x^n}{2^n n!} \left(1 + \frac{x^2}{2^2 \cdot 1!(n+1)} + \frac{x^4}{2^4 \cdot 2!(n+1)(n+2)} + \frac{x^6}{2^6 \cdot 3!(n+1)(n+2)(n+3)} + \cdots \right)$$

14. For $n = 0$ and $n = 1$, this formula becomes

$$I_0(x) = 1 + \frac{x^2}{2^2(1!)^2} + \frac{x^4}{2^4(2!)^2} + \frac{x^6}{2^6(3!)^2} + \frac{x^8}{2^8(4!)^2} + \cdots$$

$$I_1(x) = \frac{x}{2} + \frac{x^3}{2^3 \cdot 1!2!} + \frac{x^5}{2^5 \cdot 2!3!} + \frac{x^7}{2^7 \cdot 3!4!} + \frac{x^9}{2^9 \cdot 4!5!} + \cdots$$

15. Another solution to the modified Bessel's equation is

$$K_n(x) = \begin{cases} \frac{1}{2} \pi \frac{I_{-n}(x) - I_n(x)}{\sin(n\pi)} & n \text{ not an integer} \\ \lim_{\nu \rightarrow n} \frac{1}{2} \pi \frac{I_{-\nu}(x) - I_\nu(x)}{\sin(\nu\pi)} & n \text{ an integer} \end{cases}$$

This function is linearly independent of $I_n(x)$ for all values of n . Thus the complete solution to the modified Bessel's equation may be written as

$$c_1 I_n(x) + c_2 I_{-n}(x) \quad \text{when } n \text{ is not an integer}$$

or

$$c_1 I_n(x) + c_2 K_n(x) \quad \text{for any value of } n$$

16. The following relations hold among the various Bessel functions:

$$I_n(z) = i^{-m} J_m(iz)$$

$$Y_n(iz) = (i)^{n+1} I_n(z) - \frac{2}{\pi} i^{-n} K_n(z)$$

Most of the properties of the modified Bessel function may be deduced from the known properties of $J_n(x)$ by use of these relations and those previously given.

17. Recurrence formulas

$$I_{n-1}(x) - I_{n+1}(x) = \frac{2n}{x} I_n(x) \quad I_{n-1}(x) + I_{n+1}(x) = 2I'_n(x)$$

$$I_{n-1}(x) - \frac{n}{x} I_n(x) = I'_n(x) \quad I'_n(x) = I_{n+1}(x) + \frac{n}{x} I_n(x)$$

8.4 FACTORIAL FUNCTION

For non-negative integers n , the factorial of n , denoted $n!$, is the product of all positive integers less than or equal to n ; $n! = n \cdot (n-1) \cdot (n-2) \cdots 2 \cdot 1$. If n is a negative integer ($n = -1, -2, \dots$) then $n! = \pm\infty$.

Approximations to $n!$ for large n include Stirling's formula

$$n! \approx \sqrt{2\pi e} \left(\frac{n}{e}\right)^{n+\frac{1}{2}},$$

and Burnside's formula

$$n! \approx \sqrt{2\pi} \left(\frac{n+\frac{1}{2}}{e}\right)^{n+\frac{1}{2}}.$$

n	$n!$	$\log_{10} n!$	n	$n!$	$\log_{10} n!$
0	1	0.00000	1	1	0.00000
2	2	0.30103	3	6	0.77815
4	24	1.38021	5	120	2.07918
6	720	2.85733	7	5040	3.70243
8	40320	4.60552	9	3.6288×10^5	5.55976
10	3.6288×10^6	6.55976	11	3.9917×10^7	7.60116
12	4.7900×10^8	8.68034	13	6.2270×10^9	9.79428
14	8.7178×10^{10}	10.94041	15	1.3077×10^{12}	12.11650
16	2.0923×10^{13}	13.32062	17	3.5569×10^{14}	14.55107
18	6.4024×10^{15}	15.80634	19	1.2165×10^{17}	17.08509
20	2.4329×10^{18}	18.38612	25	1.5511×10^{25}	25.19065
30	2.6525×10^{32}	32.42366	40	8.1592×10^{47}	47.91165
50	3.0414×10^{64}	64.48307	60	8.3210×10^{81}	81.92017
70	1.1979×10^{100}	100.07841	80	7.1569×10^{118}	118.85473
90	1.4857×10^{138}	138.17194	100	9.3326×10^{157}	157.97000
110	1.5882×10^{178}	178.20092	120	6.6895×10^{198}	198.82539
130	6.4669×10^{219}	219.81069	150	5.7134×10^{262}	262.75689
500	1.2201×10^{1134}	1134.0864	1000	4.0239×10^{2567}	2567.6046

8.5 GAMMA FUNCTION

Definition: $\Gamma(n) = \int_0^\infty t^{n-1} e^{-t} dt \quad n > 0$

Recursion Formula: $\Gamma(n+1) = n\Gamma(n)$

$\Gamma(n+1) = n!$ if $n = 0, 1, 2, \dots$ where $0! = 1$

For $n < 0$ the gamma function can be defined by using $\Gamma(n) = \frac{\Gamma(n+1)}{n}$

Special Values: $\Gamma(1/2) = \sqrt{\pi}$

$$\Gamma\left(m + \frac{1}{2}\right) = \frac{1 \cdot 3 \cdot 5 \cdots (2m-1)}{2^m} \sqrt{\pi} \quad m = 1, 2, 3, \dots$$

$$\Gamma\left(-m + \frac{1}{2}\right) = \frac{(-1)^m 2^m \sqrt{\pi}}{1 \cdot 3 \cdot 5 \cdots (2m-1)} \quad m = 1, 2, 3, \dots$$

Special Formulas: $\Gamma(x+1) = \lim_{k \rightarrow \infty} \frac{1 \cdot 2 \cdot 3 \cdots k}{(x+1)(x+2)\cdots(x+k)} k^x$

$$\frac{1}{\Gamma(x)} = x e^{\gamma x} \prod_{m=1}^{\infty} \left\{ \left(1 + \frac{x}{m}\right) e^{-x/m} \right\} \quad (\gamma \text{ is Euler's constant})$$

Properties: $\Gamma'(1) = \int_0^\infty e^{\gamma x} \ln x dx = -\gamma$

$$\frac{\Gamma'(x)}{\Gamma(x)} = -\gamma + \left(\frac{1}{1} - \frac{1}{x}\right) + \left(\frac{1}{2} - \frac{1}{x+1}\right) + \cdots + \left(\frac{1}{n} - \frac{1}{x+n-1}\right) + \cdots$$

$$\Gamma(x+1) = \sqrt{2\pi x} x^x e^{-x} \left\{ 1 + \frac{1}{12x} + \frac{1}{288x^2} - \frac{139}{51,840x^3} + \cdots \right\} \quad (\text{Stirling's asymptotic series})$$

n	$\Gamma(n)$	n	$\Gamma(n)$	n	$\Gamma(n)$	n	$\Gamma(n)$
1.00	1.00000	1.25	.90640	1.50	.88623	1.75	.91906
1.01	.99433	1.26	.90440	1.51	.88659	1.76	.92137
1.02	.98884	1.27	.90250	1.52	.88704	1.77	.92376
1.03	.98355	1.28	.90072	1.53	.88757	1.78	.92623
1.04	.97844	1.29	.89904	1.54	.88818	1.79	.92877
1.05	.97350	1.30	.89747	1.55	.88887	1.80	.93138
1.06	.96874	1.31	.89600	1.56	.88964	1.81	.93408
1.07	.96415	1.32	.89464	1.57	.89049	1.82	.93685
1.08	.95973	1.33	.89338	1.58	.89142	1.83	.93969
1.09	.95546	1.34	.89222	1.59	.89243	1.84	.94261
1.10	.95135	1.35	.89115	1.60	.89352	1.85	.94561
1.11	.94740	1.36	.89018	1.61	.89468	1.86	.94869
1.12	.94359	1.37	.88931	1.62	.89592	1.87	.95184
1.13	.93993	1.38	.88854	1.63	.89724	1.88	.95507
1.14	.93642	1.39	.88785	1.64	.89864	1.89	.95838
1.15	.93304	1.40	.88726	1.65	.90012	1.90	.96177
1.16	.92980	1.41	.88676	1.66	.90167	1.91	.96523
1.17	.92670	1.42	.88636	1.67	.90330	1.92	.96877
1.18	.92373	1.43	.88604	1.68	.90500	1.93	.97240
1.19	.92089	1.44	.88581	1.69	.90678	1.94	.97610
1.20	.91817	1.45	.88566	1.70	.90864	1.95	.97988
1.21	.91558	1.46	.88560	1.71	.91057	1.96	.98374
1.22	.91311	1.47	.88563	1.72	.91258	1.97	.98768
1.23	.91075	1.48	.88575	1.73	.91466	1.98	.99171
1.24	.90852	1.49	.88595	1.74	.91683	1.99	.99581
						2.00	1.00000

8.6 BETA FUNCTION

Definition: $B(m, n) = \int_0^1 t^{m-1} (1-t)^{n-1} dt \quad m > 0, n > 0$

Relationship with Gamma function: $B(m, n) = \frac{\Gamma(m)\Gamma(n)}{\Gamma(m+n)}$

Properties:

$$B(m, n) = B(n, m)$$

$$B(m, n) = 2 \int_0^{\pi/2} \sin^{2m-1} \theta \cos^{2n-1} \theta d\theta$$

$$B(m, n) = \int_0^\infty \frac{t^{m-1}}{(1+t)^{m+n}} dt$$

$$B(m, n) = r^n (r+1)^m \int_0^1 \frac{t^{m-1} (1-t)^{n-1}}{(r+t)^{m+n}} dt$$

8.7 ERROR FUNCTION

Definition: $\operatorname{erf}(x) = \frac{2}{\sqrt{\pi}} \int_0^x e^{-t^2} dt$

Series: $\operatorname{erf}(x) = \frac{2}{\sqrt{\pi}} \left(x - \frac{x^3}{3} + \frac{1}{2!} \frac{x^5}{5} - \frac{1}{3!} \frac{x^7}{7} + \dots \right)$

Property: $\operatorname{erf}(x) = -\operatorname{erf}(-x)$

Relationship with Normal Probability Function $f(t)$: $\int_0^x f(t) dt = \frac{1}{2} \operatorname{erf}\left(\frac{x}{\sqrt{2}}\right)$ To evaluate $\operatorname{erf}(2.3)$, one proceeds as follows: For $\frac{x}{\sqrt{2}} = 2.3$, one finds $x = (2.3)(\sqrt{2}) = 3.25$. In the normal probability function table, one finds the entry 0.4994 opposite the value 3.25. Thus $\operatorname{erf}(2.3) = 2(0.4994) = 0.9988$.

$$\operatorname{erfc}(z) = 1 - \operatorname{erf}(z) = \frac{2}{\sqrt{\pi}} \int_z^\infty e^{-t^2} dt \quad (35)$$

is known as the complementary error function.

9 PROBABILITY

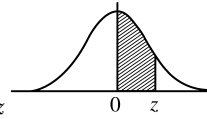
9.1 NORMAL PROBABILITY FUNCTION

$\Phi(z) = \frac{1}{\sqrt{2\pi}} \int_{-\infty}^{\infty} e^{-t^2/2} dt = \frac{1}{2} \left(1 + \operatorname{erf} \left(\frac{z}{\sqrt{2}} \right) \right)$ is the area under the Standard Normal Curve from $-\infty$ to z .

Limits		Proportion of the total area	Remaining area
$\mu - \lambda\sigma$	$\mu + \lambda\sigma$	(%)	(%)
$\mu - \sigma$	$\mu + \sigma$	68.27	31.73
$\mu - 1.65\sigma$	$\mu + 1.65\sigma$	90	10
$\mu - 1.96\sigma$	$\mu + 1.96\sigma$	95	5
$\mu - 2\sigma$	$\mu + 2\sigma$	95.45	4.55
$\mu - 2.58\sigma$	$\mu + 2.58\sigma$	99	0.99
$\mu - 3\sigma$	$\mu + 3\sigma$	99.73	0.27
$\mu - 3.09\sigma$	$\mu + 3.09\sigma$	99.8	0.2
$\mu - 3.29\sigma$	$\mu + 3.29\sigma$	99.9	0.1

x	1.282	1.645	1.960	2.326	2.576	3.090
$\Phi(x)$	0.90	0.95	0.975	0.99	0.995	0.999
$2[1 - \Phi(x)]$	0.20	0.10	0.05	0.02	0.01	0.002

x	3.09	3.72	4.26	4.75	5.20	5.61	6.00	6.36
$1 - \Phi(x)$	10^{-3}	10^{-4}	10^{-5}	10^{-6}	10^{-7}	10^{-8}	10^{-9}	10^{-10}



Area under the Standard Normal Curve from 0 to z

z	0	1	2	3	4	5	6	7	8	9
0.0	.0000	.0040	.0080	.0120	.0160	.0199	.0239	.0279	.0319	.0359
0.1	.0398	.0438	.0478	.0517	.0557	.0596	.0636	.0675	.0714	.0754
0.2	.0793	.0832	.0871	.0910	.0948	.0987	.1026	.1064	.1103	.1141
0.3	.1179	.1217	.1255	.1293	.1331	.1368	.1406	.1443	.1480	.1517
0.4	.1554	.1591	.1628	.1664	.1700	.1736	.1772	.1808	.1844	.1879
0.5	.1915	.1950	.1985	.2019	.2054	.2088	.2123	.2157	.2190	.2224
0.6	.2258	.2291	.2324	.2357	.2389	.2422	.2454	.2486	.2518	.2549
0.7	.2580	.2612	.2652	.2673	.2704	.2734	.2764	.2794	.2823	.2852
0.8	.2881	.2910	.2939	.2967	.2996	.3023	.3051	.3078	.3106	.3133
0.9	.3159	.3186	.3212	.3238	.3264	.3289	.3315	.3340	.3365	.3389
1.0	.3413	.3438	.3461	.3485	.3508	.3531	.3554	.3577	.3599	.3621
1.1	.3643	.3665	.3686	.3708	.3729	.3749	.3770	.3790	.3810	.3830
1.2	.3849	.3869	.3888	.3907	.3925	.3944	.3962	.3980	.3997	.4015
1.3	.4032	.4049	.4066	.4082	.4099	.4115	.4131	.4147	.4162	.4177
1.4	.4192	.4207	.4222	.4236	.4251	.4265	.4279	.4292	.4306	.4319
1.5	.4332	.4345	.4357	.4370	.4382	.4394	.4406	.4418	.4429	.4441
1.6	.4452	.4463	.4474	.4484	.4495	.4505	.4515	.4525	.4535	.4545
1.7	.4554	.4564	.4573	.4582	.4591	.4599	.4608	.4616	.4625	.4633
1.8	.4641	.4649	.4656	.4664	.4671	.4678	.4686	.4693	.4699	.4706
1.9	.4713	.4719	.4726	.4732	.4738	.4744	.4750	.4756	.4761	.4767
2.0	.4772	.4778	.4783	.4788	.4793	.4798	.4803	.4808	.4812	.4817
2.1	.4821	.4826	.4830	.4834	.4838	.4842	.4846	.4850	.4854	.4857
2.2	.4861	.4864	.4868	.4871	.4875	.4878	.4881	.4884	.4887	.4890
2.3	.4893	.4896	.4898	.4901	.4904	.4906	.4909	.4911	.4913	.4916
2.4	.4918	.4920	.4922	.4925	.4927	.4929	.4931	.4932	.4934	.4936
2.5	.4938	.4940	.4941	.4943	.4945	.4946	.4948	.4949	.4951	.4952

9.2 CONFIDENCE INTERVALS

Common one sample confidence intervals

Parameter	Assumptions	100(1 - α)% Confidence interval
μ	n large, σ^2 known, or normality, σ^2 known	$\bar{x} \pm z_{\alpha/2} \frac{\sigma}{\sqrt{n}}$
μ	normality, σ^2 unknown	$\bar{x} \pm t_{\alpha/2, n-1} \frac{s}{\sqrt{n}}$
σ^2	normality	$\left(\frac{(n-1)s^2}{\chi_{\alpha/2, n-1}^2}, \frac{(n-1)s^2}{\chi_{1-\alpha/2, n-1}^2} \right)$
p	binomial experiment, n large	$\hat{p} \pm z_{\alpha/2} \sqrt{\frac{\hat{p}(1-\hat{p})}{n}}$

Common two sample confidence intervals

Parameter	Assumptions	100(1 - α)% Confidence interval
$\mu_1 - \mu_2$	normality, independence, σ_1^2, σ_2^2 known or n_1, n_2 large, independence, σ_1^2, σ_2^2 known	$(\bar{x}_1 - \bar{x}_2) \pm z_{\alpha/2} \sqrt{\frac{\sigma_1^2}{n_1} + \frac{\sigma_2^2}{n_2}}$
$\mu_1 - \mu_2$	normality, independence, $\sigma_1^2 = \sigma_2^2$ unknown	$(\bar{x}_1 - \bar{x}_2) \pm t_{\alpha/2, n_1+n_2-2} s_p \sqrt{\frac{1}{n_1} + \frac{1}{n_2}}$ $s_p^2 = \frac{(n_1-1)s_1^2 + (n_2-1)s_2^2}{n_1+n_2-2}$
$\mu_1 - \mu_2$	normality, independence, $\sigma_1^2 \neq \sigma_2^2$ unknown	$(\bar{x}_1 - \bar{x}_2) \pm t_{\alpha/2, v} \sqrt{\frac{s_1^2}{n_1} + \frac{s_2^2}{n_2}}$ $v \approx \frac{\left(\frac{s_1^2}{n_1} + \frac{s_2^2}{n_2} \right)^2}{\frac{(s_1^2/n_1)^2}{n_1-1} + \frac{(s_2^2/n_2)^2}{n_2-1}}$
$\mu_1 - \mu_2$	normality, n pairs, dependence	$\bar{d} \pm t_{\alpha/2, n-1} \frac{s_d}{\sqrt{n}}$
$p_1 - p_2$	binomial experiments, n_1, n_2 large, independence	$(\hat{p}_1 - \hat{p}_2) \pm z_{\alpha/2} \sqrt{\frac{\hat{p}_1(1-\hat{p}_1)}{n_1} + \frac{\hat{p}_2(1-\hat{p}_2)}{n_2}}$

9.3 PERCENTAGE POINTS, STUDENT'S T-DISTRIBUTION

This table gives values of t such that

$$F(t) = \int_{-\infty}^t \frac{\Gamma\left(\frac{n+1}{2}\right)}{\sqrt{n\pi}\Gamma\left(\frac{n}{2}\right)} \left(1 + \frac{x^2}{n}\right)^{-\frac{n+1}{2}} dx$$

where n is the number of degrees of freedom. The t -distribution is symmetrical, so that $F(-t) = 1 - F(t)$

n/F	.60	.75	.90	.95	.975	.99	.995	.9995
1	.325	1.000	3.078	6.314	12.706	31.821	63.657	636.619
2	.289	.816	1.886	2.920	4.303	6.965	9.925	31.598
3	.277	.765	1.638	2.353	3.182	4.541	5.841	12.924
4	.271	.741	1.533	2.132	2.776	3.747	4.604	8.610
5	.267	.727	1.476	2.015	2.571	3.365	4.032	6.869
6	.265	.718	1.440	1.943	2.447	3.143	3.707	5.959
7	.263	.711	1.415	1.895	2.365	2.998	3.499	5.408
8	.262	.706	1.397	1.860	2.306	2.896	3.355	5.041
9	.261	.703	1.383	1.833	2.262	2.821	3.250	4.781
10	.260	.700	1.372	1.812	2.228	2.764	3.169	4.587
11	.260	.697	1.363	1.796	2.201	2.718	3.106	4.437
12	.259	.695	1.356	1.782	2.179	2.681	3.055	4.318
13	.259	.694	1.350	1.771	2.160	2.650	3.012	4.221
14	.258	.692	1.345	1.761	2.145	2.624	2.977	4.140
15	.258	.691	1.341	1.753	2.131	2.602	2.947	4.073
16	.258	.690	1.337	1.746	2.120	2.583	2.921	4.015
17	.257	.689	1.333	1.740	2.110	2.567	2.898	3.965
18	.257	.688	1.330	1.734	2.101	2.552	2.878	3.922
19	.257	.688	1.328	1.729	2.093	2.539	2.861	3.883
20	.257	.687	1.325	1.725	2.086	2.528	2.845	3.850
21	.257	.686	1.323	1.721	2.080	2.518	2.831	3.819
22	.256	.686	1.321	1.717	2.074	2.508	2.819	3.792
23	.256	.685	1.319	1.714	2.069	2.500	2.807	3.767
24	.256	.685	1.318	1.711	2.064	2.492	2.797	3.745
25	.256	.684	1.316	1.708	2.060	2.485	2.787	3.725
26	.256	.684	1.315	1.706	2.056	2.479	2.779	3.707
27	.256	.684	1.314	1.703	2.052	2.473	2.771	3.690
28	.256	.683	1.313	1.701	2.048	2.467	2.763	3.674
29	.256	.683	1.311	1.699	2.045	2.462	2.756	3.659
30	.256	.683	1.310	1.697	2.042	2.457	2.750	3.646
40	.255	.681	1.303	1.684	2.021	2.423	2.704	3.551
60	.254	.679	1.296	1.671	2.000	2.390	2.660	3.460
120	.254	.677	1.289	1.658	1.980	2.358	2.617	3.373
∞	.253	.674	1.282	1.645	1.960	2.326	2.576	3.291

9.4 PERCENTAGE POINTS, CHI-SQUARE DISTRIBUTION

This table gives values of χ^2 such that

$$F(\chi^2) = \int_0^{\chi^2} \frac{1}{2^{n/2} \Gamma(\frac{n}{2})} x^{(n-2)/2} e^{-x/2} dx$$

where n is the number of degrees of freedom. For $n > 30$, a normal approximation is accurate: the expression $\sqrt{2x^2} - \sqrt{2n-1}$ is approximately distributed as the standard normal distribution. Thus χ_α^2 , the α -point of the distribution, may be computed by the formula

$$\chi_\alpha^2 = \frac{1}{2} [x_\alpha + \sqrt{2n-1}]^2,$$

where x_α is the α -point of the cumulative normal distribution. For even values of n , $F(\chi^2)$ can be written as

$$1 - F(\chi^2) = \sum_{x=0}^{x'-1} \frac{e^{-\lambda} \lambda^x}{x!}$$

with $\lambda = \frac{1}{2}\chi^2$ and $x' = \frac{1}{2}n$. Thus the cumulative Chi-Square distribution is related to the cumulative Poisson distribution. Another approximate formula for large n

$$\chi_\alpha^2 = n \left(1 - \frac{2}{9n} + z_\alpha \sqrt{\frac{2}{9n}} \right)^3$$

where n = degrees of freedom, z_α = the normal deviate (the value of x for which $F(x)$ = the desired percentile)

x	1.282	1.645	1.960	2.326	2.576	3.090
$F(x)$.90	.95	.975	.99	.995	.999

$\chi_{.99}^2 = 60[1 - 0.00370 + 2.326(0.06086)]^3 = 88.4$ is the 99th percentile for 60 degrees of freedom.

$$F(\chi^2) = \int_0^{\chi^2} \frac{1}{2^{n/2} \Gamma(\frac{n}{2})} x^{n-2/2} e^{-x/2} dx \quad (36)$$

$n \backslash F$.005	.010	.025	.050	.100	.250	.500	.750	.900	.950	.975	.990	.995
1	.0000393	.000157	.000982	.00393	.0158	.102	.455	1.32	2.71	3.84	5.02	6.63	7.88
2	.0100	.0201	.0506	.103	.211	.575	1.39	2.77	4.61	5.99	7.38	9.21	10.6
3	.0717	.115	.216	.352	.584	1.21	2.37	4.11	6.25	7.81	9.35	11.3	12.8
4	.207	.297	.484	.711	1.06	1.92	3.36	5.39	7.78	9.49	11.1	13.3	14.9
5	.412	.554	.831	1.15	1.61	2.67	4.35	6.63	9.24	11.1	12.8	15.1	16.7
6	.676	.872	1.24	1.64	2.20	3.45	5.35	7.84	10.6	12.6	14.4	16.8	18.5
7	.989	1.24	1.69	2.17	2.83	4.25	6.35	9.04	12.0	14.1	16.0	18.5	20.3
8	1.34	1.65	2.18	2.73	3.49	5.07	7.34	10.2	13.4	15.5	17.5	20.1	22.0
9	1.73	2.09	2.70	3.33	4.17	5.90	8.34	11.4	14.7	16.9	19.0	21.7	23.6
10	2.16	2.56	3.25	3.94	4.87	6.74	9.34	12.5	16.0	18.3	20.5	23.2	25.2
11	2.60	3.05	3.82	4.57	5.58	7.58	10.3	13.7	17.3	19.7	21.9	24.7	26.8
12	3.07	3.57	4.40	5.23	6.30	8.44	11.3	14.8	18.5	21.0	23.3	26.2	28.3
13	3.57	4.11	5.01	5.89	7.04	9.30	12.3	16.0	19.8	22.4	24.7	27.7	29.8
14	4.07	4.66	5.63	6.57	7.79	10.2	13.3	17.1	21.1	23.7	26.1	29.1	31.3
15	4.60	5.23	6.26	7.26	8.55	11.0	14.3	18.2	22.3	25.0	27.5	30.6	32.8
16	5.14	5.81	6.91	7.96	9.31	11.9	15.3	19.4	23.5	26.3	28.8	32.0	34.3
17	5.70	6.41	7.56	8.67	10.1	12.8	16.3	20.5	24.8	27.6	30.2	33.4	35.7
18	6.26	7.01	8.23	9.39	10.9	13.7	17.3	21.6	26.0	28.9	31.5	34.8	37.2
19	6.84	7.63	8.91	10.1	11.7	14.6	18.3	22.7	27.2	30.1	32.9	36.2	38.6
20	7.43	8.26	9.59	10.9	12.4	15.5	19.3	23.8	28.4	31.4	34.2	37.6	40.0
21	8.03	8.90	10.3	11.6	13.2	16.3	20.3	24.9	29.6	32.7	35.5	38.9	41.4
22	8.64	9.54	11.0	12.3	14.0	17.2	21.3	26.0	30.8	33.9	36.8	40.3	42.8
23	9.26	10.2	11.7	13.1	14.8	18.1	22.3	27.1	32.0	35.2	38.1	41.6	44.2
24	9.89	10.9	12.4	13.8	15.7	19.0	23.3	28.2	33.2	36.4	39.4	43.0	45.6
25	10.5	11.5	13.1	14.6	16.5	19.9	24.3	29.3	34.4	37.7	40.6	44.3	46.9
26	11.2	12.2	13.8	15.4	17.3	20.8	25.3	30.4	35.6	38.9	41.9	45.6	48.3
27	11.8	12.9	14.6	16.2	18.1	21.7	26.3	31.5	36.7	40.1	43.2	47.0	49.6
28	12.5	12.6	15.3	16.9	18.9	22.7	27.3	32.6	37.9	41.3	44.5	48.3	51.0
29	13.1	14.3	16.0	17.7	19.8	23.6	28.3	33.7	39.1	42.6	45.7	49.6	52.3
30	13.8	15.0	16.8	18.5	20.6	24.5	29.3	34.8	40.3	43.8	47.0	50.9	53.7

9.5 PERCENTAGE POINTS, F -DISTRIBUTION

This table gives values of F such that

$$F(F) = \int_0^F \frac{\Gamma\left(\frac{m+n}{2}\right)}{\Gamma\left(\frac{m}{2}\right)\Gamma\left(\frac{n}{2}\right)} m^{m/2} n^{n/2} x^{m-2/2} (n+mx)^{-(m+n)/2} dx$$

for selected values of m , the number of degrees of freedom of the numerator of F ; and for selected values of n , the number of degrees freedom of the denominator of F . The table also provides values corresponding to $F(F) = .10, .05, .025, .01, .005, .001$ since $F_{1-\alpha}$ for m and n degrees of freedom is the reciprocal of F_α for n and m degrees of freedom. Thus

$$F_{.05}(4, 7) = \frac{1}{F_{.95}(7, 4)} = \frac{1}{6.09} = .164$$

$$F(F) = \int_0^F \frac{\Gamma\left(\frac{m+n}{2}\right)}{\Gamma\left(\frac{m}{2}\right)\Gamma\left(\frac{n}{2}\right)} m^{m/2} n^{n/2} x^{(m/2)-1} (n+mx)^{-(m+n)/2} dx = 0.90$$

$n \backslash m$	1	2	3	4	5	6	7	8	9	10	12	15	20	24	30	40	60	120	∞
1	39.86	49.50	53.59	55.83	57.24	58.20	58.91	59.44	59.86	60.19	60.71	61.22	61.74	62.00	62.26	62.53	62.79	63.06	63.33
2	8.53	9.00	9.16	9.24	9.29	9.33	9.35	9.37	9.38	9.39	9.41	9.42	9.44	9.45	9.46	9.47	9.47	9.48	9.49
3	5.54	5.46	5.39	5.34	5.31	5.28	5.27	5.25	5.24	5.23	5.22	5.20	5.18	5.18	5.17	5.16	5.15	5.14	5.13
4	4.54	4.32	4.19	4.11	4.05	4.01	3.98	3.95	3.94	3.92	3.90	3.87	3.84	3.83	3.82	3.80	3.79	3.78	3.76
5	4.06	3.78	3.62	3.52	3.45	3.40	3.37	3.34	3.32	3.30	3.27	3.24	3.21	3.19	3.17	3.16	3.14	3.12	3.10
6	3.78	3.46	3.29	3.18	3.11	3.05	3.01	2.98	2.96	2.94	2.90	2.87	2.84	2.82	2.80	2.78	2.76	2.74	2.72
7	3.59	3.26	3.07	2.96	2.88	2.83	2.78	2.75	2.72	2.70	2.67	2.63	2.59	2.58	2.56	2.54	2.51	2.49	2.47
8	3.46	3.11	2.92	2.81	2.73	2.67	2.62	2.59	2.56	2.54	2.50	2.46	2.42	2.40	2.38	2.36	2.34	2.32	2.29
9	3.36	3.01	2.81	2.69	2.61	2.55	2.51	2.47	2.44	2.42	2.38	2.34	2.30	2.28	2.25	2.23	2.21	2.18	2.16
10	3.29	2.92	2.73	2.61	2.52	2.46	2.41	2.38	2.35	2.32	2.28	2.24	2.20	2.18	2.16	2.13	2.11	2.08	2.06
11	3.23	2.86	2.66	2.54	2.45	2.39	2.34	2.30	2.27	2.25	2.21	2.17	2.12	2.10	2.08	2.05	2.03	2.00	1.97
12	3.18	2.81	2.61	2.48	2.39	2.33	2.28	2.24	2.21	2.19	2.15	2.10	2.06	2.04	2.01	1.99	1.96	1.93	1.90
13	3.14	2.76	2.56	2.43	2.35	2.28	2.23	2.20	2.16	2.14	2.10	2.05	2.01	1.98	1.96	1.93	1.90	1.88	1.85
14	3.10	2.73	2.52	2.39	2.31	2.24	2.19	2.15	2.12	2.10	2.05	2.01	1.96	1.94	1.91	1.89	1.86	1.83	1.80
15	3.07	2.70	2.49	2.36	2.27	2.21	2.16	2.12	2.09	2.06	2.02	1.97	1.92	1.90	1.87	1.85	1.82	1.79	1.76
16	3.05	2.67	2.46	2.33	2.24	2.18	2.13	2.09	2.06	2.03	1.99	1.94	1.89	1.87	1.84	1.81	1.78	1.75	1.72
17	3.03	2.64	2.44	2.31	2.22	2.15	2.10	2.06	2.03	2.00	1.96	1.91	1.86	1.84	1.81	1.78	1.75	1.72	1.69
18	3.01	2.62	2.42	2.29	2.20	2.13	2.08	2.04	2.00	1.98	1.93	1.89	1.84	1.81	1.78	1.75	1.72	1.69	1.66
19	2.99	2.61	2.40	2.27	2.18	2.11	2.06	2.02	1.98	1.96	1.91	1.86	1.81	1.79	1.76	1.73	1.70	1.67	1.63
20	2.97	2.59	2.38	2.25	2.16	2.09	2.04	2.00	1.96	1.94	1.89	1.84	1.79	1.77	1.74	1.71	1.68	1.64	1.61
21	2.96	2.57	2.36	2.23	2.14	2.08	2.02	1.98	1.95	1.92	1.87	1.83	1.78	1.75	1.72	1.69	1.66	1.62	1.59
22	2.95	2.56	2.35	2.22	2.13	2.06	2.01	1.97	1.93	1.90	1.86	1.81	1.76	1.73	1.70	1.67	1.64	1.60	1.57
23	2.94	2.55	2.34	2.21	2.11	2.05	1.99	1.95	1.92	1.89	1.84	1.80	1.74	1.72	1.69	1.66	1.62	1.59	1.55
24	2.93	2.54	2.33	2.19	2.10	2.04	1.98	1.94	1.91	1.88	1.83	1.78	1.73	1.70	1.67	1.64	1.61	1.57	1.53
25	2.92	2.53	2.32	2.18	2.09	2.02	1.97	1.93	1.89	1.87	1.82	1.77	1.72	1.69	1.66	1.63	1.59	1.56	1.52
26	2.91	2.52	2.31	2.17	2.08	2.01	1.96	1.92	1.88	1.86	1.81	1.76	1.71	1.68	1.65	1.61	1.58	1.54	1.50
27	2.90	2.51	2.30	2.17	2.07	2.00	1.95	1.91	1.87	1.85	1.80	1.75	1.70	1.67	1.64	1.60	1.57	1.53	1.49
28	2.89	2.50	2.29	2.16	2.06	2.00	1.94	1.90	1.87	1.84	1.79	1.74	1.69	1.66	1.63	1.59	1.56	1.52	1.48
29	2.89	2.50	2.28	2.15	2.06	1.99	1.93	1.89	1.86	1.83	1.78	1.73	1.68	1.65	1.62	1.58	1.55	1.51	1.47
30	2.88	2.49	2.28	2.14	2.05	1.98	1.93	1.88	1.85	1.82	1.77	1.72	1.67	1.64	1.61	1.57	1.54	1.50	1.46
40	2.84	2.44	2.23	2.09	2.00	1.93	1.87	1.83	1.79	1.76	1.71	1.66	1.61	1.57	1.54	1.51	1.47	1.42	1.38
60	2.79	2.39	2.18	2.04	1.95	1.87	1.82	1.77	1.74	1.71	1.66	1.60	1.54	1.51	1.48	1.44	1.40	1.35	1.29
120	2.75	2.35	2.13	1.99	1.90	1.82	1.77	1.72	1.68	1.65	1.60	1.55	1.48	1.45	1.41	1.37	1.32	1.26	1.19
∞	2.71	2.30	2.08	1.94	1.85	1.77	1.72	1.67	1.63	1.60	1.55	1.49	1.42	1.38	1.34	1.30	1.24	1.17	1.00

F table for 0.95

$F = \frac{s_1^2}{s_2^2} = \frac{S_1/m}{S_2/n}$, where $s_1^2 = S_1/m$ and $s_2^2 = S_2/n$ are independent mean squares estimating a common variance σ^2 and based on m and n degrees of freedom, respectively.

$$F(F) = \int_0^F \frac{\Gamma\left(\frac{m+n}{2}\right)}{\Gamma\left(\frac{m}{2}\right)\Gamma\left(\frac{n}{2}\right)} m^{m/2} n^{n/2} x^{(m/2)-1} (n+mx)^{-(m+n)/2} dx = 0.95$$

$n \backslash m$	1	2	3	4	5	6	7	8	9	10	12	15	20	24	30	40	60	120	∞
1	161.4	199.5	215.7	224.6	230.2	234.0	236.8	238.9	240.5	241.9	243.9	245.9	248.0	249.1	250.1	251.1	252.2	253.3	254.3
2	18.51	19.00	19.16	19.25	19.30	19.33	19.35	19.37	19.38	19.40	19.41	19.43	19.45	19.45	19.46	19.47	19.48	19.49	19.50
3	10.13	9.55	9.28	9.12	9.01	8.94	8.89	8.85	8.81	8.79	8.74	8.70	8.66	8.64	8.62	8.59	8.57	8.55	8.53
4	7.71	6.94	6.59	6.39	6.26	6.16	6.09	6.04	6.00	5.96	5.91	5.86	5.80	5.77	5.75	5.72	5.69	5.66	5.63
5	6.61	5.79	5.41	5.19	5.05	4.95	4.88	4.82	4.77	4.74	4.68	4.62	4.56	4.53	4.50	4.46	4.43	4.40	4.36
6	5.99	5.14	4.76	4.53	4.39	4.28	4.21	4.15	4.10	4.06	4.00	3.94	3.87	3.84	3.81	3.77	3.74	3.70	3.67
7	5.59	4.74	4.35	4.12	3.97	3.87	3.79	3.73	3.68	3.64	3.57	3.51	3.44	3.41	3.38	3.34	3.30	3.27	3.23
8	5.32	4.46	4.07	3.84	3.69	3.58	3.50	3.44	3.39	3.35	3.28	3.22	3.15	3.12	3.08	3.04	3.01	2.97	2.93
9	5.12	4.26	3.86	3.63	3.48	3.37	3.29	3.23	3.18	3.14	3.07	3.01	2.94	2.90	2.86	2.83	2.79	2.75	2.71
10	4.96	4.10	3.71	3.48	3.33	3.22	3.14	3.07	3.02	2.98	2.91	2.85	2.77	2.74	2.70	2.66	2.62	2.58	2.54
11	4.84	3.98	3.59	3.36	3.20	3.09	3.01	2.95	2.90	2.85	2.79	2.72	2.65	2.61	2.57	2.53	2.49	2.45	2.40
12	4.75	3.89	3.49	3.26	3.11	3.00	2.91	2.85	2.80	2.75	2.69	2.62	2.54	2.51	2.47	2.43	2.38	2.34	2.30
13	4.67	3.81	3.41	3.18	3.03	2.92	2.83	2.77	2.71	2.67	2.60	2.53	2.46	2.42	2.38	2.34	2.30	2.25	2.21
14	4.60	3.74	3.34	3.11	2.96	2.85	2.76	2.70	2.65	2.60	2.53	2.46	2.39	2.35	2.31	2.27	2.22	2.18	2.13
15	4.54	3.68	3.29	3.06	2.90	2.79	2.71	2.64	2.59	2.54	2.48	2.40	2.33	2.29	2.25	2.20	2.16	2.11	2.07
16	4.49	3.63	3.24	3.01	2.85	2.74	2.66	2.59	2.54	2.49	2.42	2.35	2.28	2.24	2.19	2.15	2.11	2.06	2.01
17	4.45	3.59	3.20	2.96	2.81	2.70	2.61	2.55	2.49	2.45	2.38	2.31	2.23	2.19	2.15	2.10	2.06	2.01	1.96
18	4.41	3.55	3.16	2.93	2.77	2.66	2.58	2.51	2.46	2.41	2.34	2.27	2.19	2.15	2.11	2.06	2.02	1.97	1.92
19	4.38	3.52	3.13	2.90	2.74	2.63	2.54	2.48	2.42	2.38	2.31	2.23	2.16	2.11	2.07	2.03	1.98	1.93	1.88
20	4.35	3.49	3.10	2.87	2.71	2.60	2.51	2.45	2.39	2.35	2.28	2.20	2.12	2.08	2.04	1.99	1.95	1.90	1.84
21	4.32	3.47	3.07	2.84	2.68	2.57	2.49	2.42	2.37	2.32	2.25	2.18	2.10	2.05	2.01	1.96	1.92	1.87	1.81
22	4.30	3.44	3.05	2.82	2.66	2.55	2.46	2.40	2.34	2.30	2.23	2.15	2.07	2.03	1.98	1.94	1.89	1.84	1.78
23	4.28	3.42	3.03	2.80	2.64	2.53	2.44	2.37	2.32	2.27	2.20	2.13	2.05	2.01	1.96	1.91	1.86	1.81	1.76
24	4.26	3.40	3.01	2.78	2.62	2.51	2.42	2.36	2.30	2.25	2.18	2.11	2.03	1.98	1.94	1.89	1.84	1.79	1.73
25	4.24	3.39	2.99	2.76	2.60	2.49	2.40	2.34	2.28	2.24	2.16	2.09	2.01	1.96	1.92	1.87	1.82	1.77	1.71
26	4.23	3.37	2.98	2.74	2.59	2.47	2.39	2.32	2.27	2.22	2.15	2.07	1.99	1.95	1.90	1.85	1.80	1.75	1.69
27	4.21	3.35	2.96	2.73	2.57	2.46	2.37	2.31	2.25	2.20	2.13	2.06	1.97	1.93	1.88	1.84	1.79	1.73	1.67
28	4.20	3.34	2.95	2.71	2.56	2.45	2.36	2.29	2.24	2.19	2.12	2.04	1.96	1.91	1.87	1.82	1.77	1.71	1.65
29	4.18	3.33	2.93	2.70	2.55	2.43	2.35	2.28	2.22	2.18	2.10	2.03	1.94	1.90	1.85	1.81	1.75	1.70	1.64
30	4.17	3.32	2.92	2.69	2.53	2.42	2.33	2.27	2.21	2.16	2.09	2.01	1.93	1.89	1.84	1.79	1.74	1.68	1.62
40	4.08	3.23	2.84	2.61	2.45	2.34	2.25	2.18	2.12	2.08	2.00	1.92	1.84	1.79	1.74	1.69	1.64	1.58	1.51
60	4.00	3.15	2.76	2.53	2.37	2.25	2.17	2.10	2.04	1.99	1.92	1.84	1.75	1.70	1.65	1.59	1.53	1.47	1.39
120	3.92	3.07	2.68	2.45	2.29	2.17	2.09	2.02	1.96	1.91	1.83	1.75	1.66	1.61	1.55	1.50	1.43	1.35	1.25
∞	3.84	3.00	2.60	2.37	2.21	2.10	2.01	1.94	1.88	1.83	1.75	1.67	1.57	1.52	1.46	1.39	1.32	1.22	1.00

F table for 0.975

$F = \frac{s_1^2}{s_2^2} = \frac{S_1/m}{S_2/n}$, where $s_1^2 = S_1/m$ and $s_2^2 = S_2/n$ are independent mean squares estimating a common variance σ^2 and based on m and n degrees of freedom, respectively.

$$F(F) = \int_0^F \frac{\Gamma\left(\frac{m+n}{2}\right)}{\Gamma\left(\frac{m}{2}\right)\Gamma\left(\frac{n}{2}\right)} m^{m/2} n^{n/2} x^{(m/2)-1} (n+mx)^{-(m+n)/2} dx = 0.975$$

$n \backslash m$	1	2	3	4	5	6	7	8	9	10	12	15	20	24	30	40	60	120	∞
1	647.8	799.5	864.2	899.6	921.8	937.1	948.2	956.7	963.3	968.6	976.7	984.9	993.1	997.2	1001	1006	1010	1014	1018
2	38.51	39.00	39.17	39.25	39.30	39.33	39.36	39.37	39.39	39.40	39.41	39.43	39.45	39.46	39.46	39.47	39.48	39.49	39.50
3	17.44	16.04	15.44	15.10	14.88	14.73	14.62	14.54	14.47	14.42	14.34	14.25	14.17	14.12	14.08	14.04	13.99	13.95	13.90
4	12.22	10.65	9.98	9.60	9.36	9.20	9.07	8.98	8.90	8.84	8.75	8.66	8.56	8.51	8.46	8.41	8.36	8.31	8.26
5	10.01	8.43	7.76	7.39	7.15	6.98	6.85	6.76	6.68	6.62	6.52	6.43	6.33	6.28	6.23	6.18	6.12	6.07	6.02
6	8.81	7.26	6.60	6.23	5.99	5.82	5.70	5.60	5.52	5.46	5.37	5.27	5.17	5.12	5.07	5.01	4.96	4.90	4.85
7	8.07	6.54	5.89	5.52	5.29	5.12	4.99	4.90	4.82	4.76	4.67	4.57	4.47	4.42	4.36	4.31	4.25	4.20	4.14
8	7.57	6.06	5.42	5.05	4.82	4.65	4.53	4.43	4.36	4.30	4.20	4.10	4.00	3.95	3.89	3.84	3.78	3.73	3.67
9	7.21	5.71	5.08	4.72	4.48	4.32	4.20	4.10	4.03	3.96	3.87	3.77	3.67	3.61	3.56	3.51	3.45	3.39	3.33
10	6.94	5.46	4.83	4.47	4.24	4.07	3.95	3.85	3.78	3.72	3.62	3.52	3.42	3.37	3.31	3.26	3.20	3.14	3.08
11	6.72	5.26	4.63	4.28	4.04	3.88	3.76	3.66	3.59	3.53	3.43	3.33	3.23	3.17	3.12	3.06	3.00	2.94	2.88
12	6.55	5.10	4.47	4.12	3.89	3.73	3.61	3.51	3.44	3.37	3.28	3.18	3.07	3.02	2.96	2.91	2.85	2.79	2.72
13	6.41	4.97	4.35	4.00	3.77	3.60	3.48	3.39	3.31	3.25	3.15	3.05	2.95	2.89	2.84	2.78	2.72	2.66	2.60
14	6.30	4.86	4.24	3.89	3.66	3.50	3.38	3.29	3.21	3.15	3.05	2.95	2.84	2.79	2.73	2.67	2.61	2.55	2.49
15	6.20	4.77	4.15	3.80	3.58	3.41	3.29	3.20	3.12	3.06	2.96	2.86	2.76	2.70	2.64	2.59	2.52	2.46	2.40
16	6.12	4.69	4.08	3.73	3.50	3.34	3.22	3.12	3.05	2.99	2.89	2.79	2.68	2.63	2.57	2.51	2.45	2.38	2.32
17	6.04	4.62	4.01	3.66	3.44	3.28	3.16	3.06	2.98	2.92	2.82	2.72	2.62	2.56	2.50	2.44	2.38	2.32	2.25
18	5.98	4.56	3.95	3.61	3.38	3.22	3.10	3.01	2.93	2.87	2.77	2.67	2.56	2.50	2.44	2.38	2.32	2.26	2.19
19	5.92	4.51	3.90	3.56	3.33	3.17	3.05	2.96	2.88	2.82	2.72	2.62	2.51	2.45	2.39	2.33	2.27	2.20	2.13
20	5.87	4.46	3.86	3.51	3.29	3.13	3.01	2.91	2.84	2.77	2.68	2.57	2.46	2.41	2.35	2.29	2.22	2.16	2.09
21	5.83	4.42	3.82	3.48	3.25	3.09	2.97	2.87	2.80	2.73	2.64	2.53	2.42	2.37	2.31	2.25	2.18	2.11	2.04
22	5.79	4.38	3.78	3.44	3.22	3.05	2.93	2.84	2.76	2.70	2.60	2.50	2.39	2.33	2.27	2.21	2.14	2.08	2.00
23	5.75	4.35	3.75	3.41	3.18	3.02	2.90	2.81	2.73	2.67	2.57	2.47	2.36	2.30	2.24	2.18	2.11	2.04	1.97
24	5.72	4.32	3.72	3.38	3.15	2.99	2.87	2.78	2.70	2.64	2.54	2.44	2.33	2.27	2.21	2.15	2.08	2.01	1.94
25	5.69	4.29	3.69	3.35	3.13	2.97	2.85	2.75	2.68	2.61	2.51	2.41	2.30	2.24	2.18	2.12	2.05	1.98	1.91
26	5.66	4.27	3.67	3.33	3.10	2.94	2.82	2.73	2.65	2.59	2.49	2.39	2.28	2.22	2.16	2.09	2.03	1.95	1.88
27	5.63	4.24	3.65	3.31	3.08	2.92	2.80	2.71	2.63	2.57	2.47	2.36	2.25	2.19	2.13	2.07	2.00	1.93	1.85
28	5.61	4.22	3.63	3.29	3.06	2.90	2.78	2.69	2.61	2.55	2.45	2.34	2.23	2.17	2.11	2.05	1.98	1.91	1.83
29	5.59	4.20	3.61	3.27	3.04	2.88	2.76	2.67	2.59	2.53	2.43	2.32	2.21	2.15	2.09	2.03	1.96	1.89	1.81
30	5.57	4.18	3.59	3.25	3.03	2.87	2.75	2.65	2.57	2.51	2.41	2.31	2.20	2.14	2.07	2.01	1.94	1.87	1.79
40	5.42	4.05	3.46	3.13	2.90	2.74	2.62	2.53	2.45	2.39	2.29	2.18	2.07	2.01	1.94	1.88	1.80	1.72	1.64
60	5.29	3.93	3.34	3.01	2.79	2.63	2.51	2.41	2.33	2.27	2.17	2.06	1.94	1.88	1.82	1.74	1.67	1.58	1.48
120	5.15	3.80	3.23	2.89	2.67	2.52	2.39	2.30	2.22	2.16	2.05	1.94	1.82	1.76	1.69	1.61	1.53	1.43	1.31
∞	5.02	3.69	3.12	2.79	2.57	2.41	2.29	2.19	2.11	2.05	1.94	1.83	1.71	1.64	1.57	1.48	1.39	1.27	1.00

F table for 0.99

$F = \frac{s_1^2}{s_2^2} = \frac{S_1/m}{S_2/n}$, where $s_1^2 = S_1/m$ and $s_2^2 = S_2/n$ are independent mean squares estimating a common variance σ^2 and based on m and n degrees of freedom, respectively.

$$F(F) = \int_0^F \frac{\Gamma\left(\frac{m+n}{2}\right)}{\Gamma\left(\frac{m}{2}\right)\Gamma\left(\frac{n}{2}\right)} m^{m/2} n^{n/2} x^{(m/2)-1} (n+mx)^{-(m+n)/2} dx = 0.99$$

$n \backslash m$	1	2	3	4	5	6	7	8	9	10	15	20	30	40	∞
1	4052	4999.5	5403	5625	5764	5859	5928	5982	6022	6056	6157	6209	6261	6287	6366
2	98.50	99.00	99.17	99.25	99.30	99.33	99.36	99.37	99.39	99.40	99.43	99.45	99.47	99.47	99.50
3	34.12	30.82	29.46	28.71	28.24	27.91	27.67	27.49	27.35	27.23	26.87	26.69	26.50	26.41	26.13
4	21.20	18.00	16.69	15.98	15.52	15.21	14.98	14.80	14.66	14.55	14.20	14.02	13.84	13.75	13.46
5	16.26	13.27	12.06	11.39	10.97	10.67	10.46	10.29	10.16	10.05	9.72	9.55	9.38	9.29	9.02
6	13.75	10.92	9.78	9.15	8.75	8.47	8.26	8.10	7.98	7.87	7.56	7.40	7.23	7.14	6.88
7	12.25	9.55	8.45	7.85	7.46	7.19	6.99	6.84	6.72	6.62	6.31	6.16	5.99	5.91	5.65
8	11.26	8.65	7.59	7.01	6.63	6.37	6.18	6.03	5.91	5.81	5.52	5.36	5.20	5.12	4.86
9	10.56	8.02	6.99	6.42	6.06	5.80	5.61	5.47	5.35	5.26	4.96	4.81	4.65	4.57	4.31
10	10.04	7.56	6.55	5.99	5.64	5.39	5.20	5.06	4.94	4.85	4.56	4.41	4.25	4.17	3.91
15	8.68	6.36	5.42	4.89	4.56	4.32	4.14	4.00	3.89	3.80	3.52	3.37	3.21	3.13	2.87
20	8.10	5.85	4.94	4.43	4.10	3.87	3.70	3.56	3.46	3.37	3.09	2.94	2.78	2.69	2.42
30	7.56	5.39	4.51	4.02	3.70	3.47	3.30	3.17	3.07	2.98	2.70	2.55	2.39	2.30	2.01
40	7.31	5.18	4.31	3.83	3.51	3.29	3.12	2.99	2.89	2.80	2.52	2.37	2.20	2.11	1.80
∞	6.63	4.61	3.78	3.32	3.02	2.80	2.64	2.51	2.41	2.32	2.04	1.88	1.70	1.59	1.00

$F = \frac{s_1^2}{s_2^2} = \frac{S_1/m}{S_2/n}$, where $s_1^2 = S_1/m$ and $s_2^2 = S_2/n$ are independent mean squares estimating a common variance σ^2 and based on m and n degrees of freedom, respectively.

10 PHYSICS RELATED

10.1 CLEBSCH-GORDAN COEFFICIENTS

The Clebsch-Gordan coefficients arise in the integration of three spherical harmonic functions.

$$\begin{aligned} \begin{pmatrix} j_1 & j_2 & j \\ m_1 & m_2 & m \end{pmatrix} &= \delta_{m, m_1+m_2} \sqrt{\frac{(j_1+j_2-j)!(j+j_1-j_2)!(j+j_2-j_1)!(2j+1)}{(j+j_1+j_2+1)!}} \\ &\times \sum_{0 \leq k < \infty} \frac{(-1)^k \sqrt{(j_1+m_1)!(j_1-m_1)!(j_2+m_2)!(j_2-m_2)!(j+m)!(j-m)!}}{k!(j_1+j_2-j-k)!(j_1-m_1-k)!(j_2+m_2-k)!(j-j_2+m_1+k)!(j-j_1-m_2+k)!}. \end{aligned}$$

1. Conditions:

- (a) Each of $\{j_1, j_2, j, m_1, m_2, m\}$ may be an integer, or half an integer.
- (b) $j_1 + j_2 - j \geq 0$
- (c) $j_1 - j_2 + j \geq 0$
- (d) $-j_1 + j_2 + j \geq 0$
- (e) $j > 0, j_1 > 0, j_2 > 0$
- (f) $j + j_1 + j_2$ is an integer
- (g) $j_1 + m_1$ is an integer
- (h) $j_2 + m_2$ is an integer
- (i) $|m_1| \leq j_1, |m_2| \leq j_2, |m| \leq j$

2. Special values:

- (a) $\begin{pmatrix} j_1 & j_2 & j \\ m_1 & m_2 & m \end{pmatrix} = 0$ if $m_1 + m_2 \neq m$.
- (b) $\begin{pmatrix} j_1 & 0 & j \\ m_1 & 0 & m \end{pmatrix} = \delta_{j_1, j} \delta_{m_1, m}$.
- (c) $\begin{pmatrix} j_1 & j_2 & j \\ 0 & 0 & 0 \end{pmatrix} = 0$ when $j_1 + j_2 + j$ is an odd integer.
- (d) $\begin{pmatrix} j_1 & j_1 & j \\ m_1 & m_1 & m \end{pmatrix} = 0$ when $2j_1 + j$ is an odd integer.

3. Symmetry relations: all of the following are equal to $\begin{pmatrix} j_1 & j_2 & j \\ m_1 & m_2 & m \end{pmatrix}$:

- (a) $\begin{pmatrix} j_2 & j_1 & j \\ -m_2 & -m_1 & -m \end{pmatrix},$
- (b) $(-1)^{j_1+j_2-j} \begin{pmatrix} j_2 & j_1 & j \\ m_1 & m_2 & m \end{pmatrix},$
- (c) $(-1)^{j_1+j_2-j} \begin{pmatrix} j_1 & j_2 & j \\ -m_1 & -m_2 & -m \end{pmatrix},$
- (d) $\sqrt{\frac{2j+1}{2j_1+1}} (-1)^{j_2+m_2} \begin{pmatrix} j & j_2 & j_1 \\ -m & m_2 & -m_1 \end{pmatrix},$
- (e) $\sqrt{\frac{2j+1}{2j_1+1}} (-1)^{j_1-m_1+j-m} \begin{pmatrix} j & j_2 & j_1 \\ m & -m_2 & m_1 \end{pmatrix},$
- (f) $\sqrt{\frac{2j+1}{2j_1+1}} (-1)^{j-m+j_1-m_1} \begin{pmatrix} j_2 & j & j_1 \\ m_2 & -m & -m_1 \end{pmatrix},$
- (g) $\sqrt{\frac{2j+1}{2j_2+1}} (-1)^{j_1-m_1} \begin{pmatrix} j_1 & j & j_2 \\ m_1 & -m & -m_2 \end{pmatrix},$
- (h) $\sqrt{\frac{2j+1}{2j_2+1}} (-1)^{j_1-m_1} \begin{pmatrix} j & j_1 & j_2 \\ m & -m_1 & m_2 \end{pmatrix}.$

Using symmetry relations, Clebsch–Gordan coefficients $\begin{pmatrix} j_1 & j_2 \\ m_1 & m_2 \end{pmatrix} \begin{matrix} j \\ m \end{matrix}$ may be put in the standard form $j_1 \leq j_2 \leq j$ and $m \geq 0$.

j_1	j_2	m_1	m_2	j	m	$\begin{pmatrix} 1/2 & 1/2 \\ m_1 & m_2 \end{pmatrix} \begin{matrix} j \\ m \end{matrix}$
1/2	1/2	-1/2	-1/2	1	-1	1
1/2	1/2	-1/2	1/2	0	0	$-\left(\frac{1}{2}\right)^{1/2} = -0.70711$
1/2	1/2	-1/2	1/2	1	0	$\left(\frac{1}{2}\right)^{1/2} = 0.70711$
1/2	1/2	1/2	-1/2	0	0	$\left(\frac{1}{2}\right)^{1/2} = 0.70711$
1/2	1/2	1/2	-1/2	1	0	$\left(\frac{1}{2}\right)^{1/2} = 0.70711$
1/2	1/2	1/2	1/2	1	1	1

j_1	j_2	m_1	m_2	j	m	$\begin{pmatrix} 1 & 1 \\ m_1 & m_2 \end{pmatrix} \begin{matrix} 1 \\ m \end{matrix}$
1	1	-1	0	1	-1	$-\left(\frac{1}{2}\right)^{1/2} = -0.70711$
1	1	-1	1	1	0	$-\left(\frac{1}{2}\right)^{1/2} = -0.70711$
1	1	0	-1	1	-1	$\left(\frac{1}{2}\right)^{1/2} = 0.70711$
1	1	0	1	1	1	$-\left(\frac{1}{2}\right)^{1/2} = -0.70711$
1	1	1	-1	1	0	$\left(\frac{1}{2}\right)^{1/2} = 0.70711$
1	1	1	0	1	1	$\left(\frac{1}{2}\right)^{1/2} = 0.70711$

j_1	j_2	m_1	m_2	j	m	$\begin{pmatrix} 1 & 1 \\ m_1 & m_2 \end{pmatrix} \begin{matrix} 2 \\ m \end{matrix}$
1	1	-1	-1	2	-2	1
1	1	-1	0	2	-1	$\left(\frac{1}{2}\right)^{1/2} = 0.70711$
1	1	-1	1	2	0	$\left(\frac{1}{6}\right)^{1/2} = 0.40825$
1	1	0	-1	2	-1	$\left(\frac{1}{2}\right)^{1/2} = 0.70711$
1	1	0	0	2	0	$\left(\frac{2}{3}\right)^{1/2} = 0.81650$
1	1	0	1	2	1	$\left(\frac{1}{2}\right)^{1/2} = 0.70711$
1	1	1	-1	2	0	$\left(\frac{1}{6}\right)^{1/2} = 0.40825$
1	1	1	0	2	1	$\left(\frac{1}{2}\right)^{1/2} = 0.70711$
1	1	1	1	2	2	1

j_1	j_2	m_1	m_2	j	m	$\begin{pmatrix} 1 & 1/2 \\ m_1 & m_2 \end{pmatrix} \begin{matrix} 2 \\ m \end{matrix}$
1	1/2	-1	-1/2	3/2	-3/2	1
1	1/2	-1	1/2	1/2	-1/2	$-\left(\frac{2}{3}\right)^{1/2} = -0.816497$
1	1/2	-1	1/2	3/2	-1/2	$\left(\frac{1}{3}\right)^{1/2} = 0.577350$
1	1/2	0	-1/2	3/2	-1/2	$\left(\frac{2}{3}\right)^{1/2} = 0.816497$
1	1/2	0	-1/2	1/2	-1/2	$\left(\frac{1}{3}\right)^{1/2} = 0.577350$
1	1/2	0	1/2	1/2	1/2	$-\left(\frac{1}{3}\right)^{1/2} = -0.577350$
1	1/2	0	1/2	3/2	1/2	$\left(\frac{2}{3}\right)^{1/2} = 0.816497$
1	1/2	1	-1/2	1/2	1/2	$\left(\frac{2}{3}\right)^{1/2} = 0.816497$
1	1/2	1	-1/2	3/2	1/2	$\left(\frac{1}{3}\right)^{1/2} = 0.577350$
1	1/2	1	1/2	3/2	3/2	1

10.2 MOMENT OF INERTIA FOR DIFFERENT SHAPES

The moment of inertia of a volume V about an axis is $\int_V \rho(\mathbf{r}) d^2(\mathbf{r}) dV(\mathbf{r})$ where ρ is the density and d is the distance of a point to the axis. Often the result can be written in terms of the total mass of the body, $m = \int_V \rho(\mathbf{r}) dV(\mathbf{r})$.

Body	Axis	Moment of inertia
Uniform thin rod of length l	Normal to the length, at one end	$m \frac{1}{3} l^2$
Uniform thin rod of length l	Normal to the length, at the center	$m \frac{1}{12} l^2$
Thin rectangular sheet, sides a and b	Through the center parallel to b	$m \frac{1}{12} a^2$
Thin rectangular sheet, sides a and b	Through the center perpendicular to the sheet	$m \frac{1}{12} (a^2 + b^2)$
Thin circular sheet of radius r	Normal to the plate through the center	$m \frac{1}{2} r^2$
Thin circular sheet of radius r	Along any diameter	$m \frac{1}{4} r^2$
Thin circular ring. Radii r_1 and r_2	Through center normal to plane of ring	$m \frac{1}{2} (r_1^2 + r_2^2)$
Thin circular ring. Radii r_1 and r_2	Any diameter	$m \frac{1}{4} (r_1^2 + r_2^2)$
Rectangular parallelepiped, edges a , b , and c	Through center perpendicular to face ab , (parallel to edge c)	$m \frac{1}{12} (a^2 + b^2)$
Sphere, radius r	Any diameter	$m \frac{2}{5} r^2$
Spherical shell, external radius, r_1 , internal radius r_2	Any diameter	$m \frac{2}{5} \frac{(r_1^5 - r_2^5)}{(r_1^3 - r_2^3)}$
Spherical shell, very thin, mean radius, r	Any diameter	$m \frac{2}{3} r^2$
Right circular cylinder of radius r , length l	The longitudinal axis of the solid	$m \frac{1}{2} r^2$
Right circular cylinder of radius r , length l	Transverse diameter	$m \left(\frac{r^2}{4} + \frac{l^2}{12} \right)$
Hollow circular cylinder, length l , radii r_1 and r_2	The longitudinal axis of the figure	$m \frac{1}{2} (r_1^2 + r_2^2)$
Thin cylindrical shell, length l , mean radius, r	The longitudinal axis of the figure	mr^2
Hollow circular cylinder, length l , radii r_1 and r_2	Transverse diameter	$m \left(\frac{r_1^2 + r_2^2}{4} + \frac{l^2}{12} \right)$
Elliptic cylinder, length l , transverse semiaxes a and b	Longitudinal axis	$m \frac{1}{4} (a^2 + b^2)$
Right cone, altitude h , radius of base r	Axis of the figure	$m \frac{3}{10} r^2$
Spheroid of revolution, equatorial radius r	Polar axis	$m \frac{2}{5} r^2$
Ellipsoid with axes $2a$, $2b$, $2c$	Axis $2a$	$m \frac{1}{5} (b^2 + c^2)$

Appendix B

Sources of Physical and Chemical Data

Sources of Physical and Chemical Data	B-1
---	-----

This page intentionally left blank

SOURCES OF PHYSICAL AND CHEMICAL DATA

In addition to the primary research journals, there are many useful sources of property data of the type contained in the *CRC Handbook of Chemistry and Physics*. A selected list of these is presented here, with emphasis on print and electronic sources whose contents have been subject to a reasonable level of quality control.

A. Data Journals

1. **Journal of Physical and Chemical Reference Data** — Published jointly by the National Institute of Standards and Technology and the American Institute of Physics, this quarterly journal contains compilations of evaluated data in chemistry, physics, and materials science. It is available in print and on the Internet. [scitation.aip.org/content/aip/journal/jpcrd/]
2. **Journal of Chemical and Engineering Data** — This bimonthly journal of the American Chemical Society publishes articles reporting original experimental measurements carried out under carefully controlled conditions. The main emphasis is on thermochemical and thermophysical properties. Review articles with evaluated data from the literature are also published. [pubs.acs.org/journals/jceaax/index.html]
3. **Journal of Chemical Thermodynamics** — This journal publishes original research papers that include highly accurate measurements of thermodynamic and thermophysical properties. [www.sciencedirect.com/science/journal/00219614]
4. **Atomic Data and Nuclear Data Tables** — This is a bimonthly journal containing compilations of data in atomic physics, nuclear physics, and related fields. [www.science-direct.com/science/journal/0092640X]
5. **Journal of Phase Equilibria and Diffusion** — This journal presents critically evaluated phase diagrams and related data on alloy systems. It is published by ASM International and is the successor to the previous ASM periodical *Bulletin of Alloy Phase Diagrams*. [www.asminternational.org/]
6. **Dortmund Data Bank** — Maintains extensive databases on thermodynamic and transport properties of pure compounds and mixtures of industrial interest. The data are distributed through DECHEMA, FIZ CHEMIE, and other outlets. Address: DDBST GmbH, Industriestr. 1, 26121 Oldenburg, Germany [www.ddbst.de].
7. **Cambridge Crystallographic Data Centre** — Maintains the Cambridge Structural Database of over 500,000 organic compounds. The data files and manipulation software are distributed in several ways. Address: 12 Union Rd., Cambridge CB2 1EZ, U.K. [www.ccdc.cam.ac.uk].
8. **FIZ Karlsruhe** — In addition to many bibliographic databases, FIZ Karlsruhe maintains the Inorganic Crystal Structure Database in collaboration with the National Institute of Standards and Technology. The ICSD contains the atomic coordinates and related data on over 50,000 inorganic crystals. Address: Fachinformationszentrum (FIZ) Karlsruhe, Hermann-von-Helmholtz-Platz 1, D-76344 Eggenstein-Leopoldshafen, Germany [www.fiz-karlsruhe.de].
9. **International Centre for Diffraction Data** — Maintains and distributes the Powder Diffraction File (PDF), a file of over 500,000 X-ray powder diffraction patterns used for identification of crystalline materials. The ICDD also distributes the NIST Crystal Data file, which contains lattice parameters for over 235,000 inorganic, organic, metal, and mineral crystalline materials. Address: 12 Campus Blvd., Newton Square, PA 19073-3273 [www.icdd.com].
10. **Research Collaboratory for Structural Bioinformatics** — Maintains the Protein Data Bank (PDB), a file of 3-dimensional structures of proteins and other biological macromolecules. Address: Department of Chemistry and Chemical Biology, Rutgers University, 610 Taylor Road, Piscataway, NJ 08854-8087 [www.rcsb.org].
11. **Toth Information Systems** — Maintains the Metals Crystallographic Data File (CRYSTMET). Address: 2045 Quincy Ave., Gloucester, ON, Canada K1J 6B2 [www.tothcanada.com].
12. **Atomic Mass Data Center** — Collects and evaluates high-precision data on masses of individual isotopes and maintains a comprehensive database. Address: C.S.N.S.M (IN2P3-CNRS), Batiment 108, F-91405 Orsay Campus, France [www.nndc.bnl.gov/amdc].
13. **Particle Data Group** — International center for data of high-energy physics; maintains a database of properties of fundamental particles that is published in both print and electronic form. Address: MS 50-308, Lawrence Berkeley National Laboratory, Berkeley, CA 94720 [pdg.lbl.gov].
14. **National Nuclear Data Center** — Maintains databases on nuclear structure and reactions, including neutron cross sections. The NNDC is the U.S. node in an international net-

B. Data Centers

This section lists selected organizations that perform a continuing function of compiling and critically evaluating data in specific fields of science.

1. **National Institute of Standards and Technology** — Under its Standard Reference Data program, NIST supports a number of data centers in chemistry, physics, and materials science. Topics covered include thermodynamics, fluid properties, chemical kinetics, mass spectroscopy, atomic spectroscopy, fundamental physical constants, ceramics, and crystallography. Address: Office of Standard Reference Data, National Institute of Standards and Technology, Gaithersburg, MD 20899 [www.nist.gov/srd/].
2. **Thermodynamics Research Center** — Now located at the National Institute of Standards and Technology, TRC maintains an extensive archive of data covering thermodynamic, thermochemical, and transport properties of organic compounds and mixtures. Data are distributed in both print and electronic form. Address: Mail code 838.00, 325 Broadway, Boulder, CO 80305-3328 [www.trc.nist.gov].
3. **Design Institute for Physical Property Data** — Under the auspices of the American Institute of Chemical Engineers [www.aiiche.org/dippr/], DIPPR offers evaluated data on

industrially important chemical compounds. The largest project deals with physical, thermodynamic, and transport properties of pure compounds. Address: Brigham Young University, Provo, UT 84602 [dippr.byu.edu].

4. **Dortmund Data Bank** — Maintains extensive databases on thermodynamic and transport properties of pure compounds and mixtures of industrial interest. The data are distributed through DECHEMA, FIZ CHEMIE, and other outlets. Address: DDBST GmbH, Industriestr. 1, 26121 Oldenburg, Germany [www.ddbst.de].
5. **Cambridge Crystallographic Data Centre** — Maintains the Cambridge Structural Database of over 500,000 organic compounds. The data files and manipulation software are distributed in several ways. Address: 12 Union Rd., Cambridge CB2 1EZ, U.K. [www.ccdc.cam.ac.uk].
6. **FIZ Karlsruhe** — In addition to many bibliographic databases, FIZ Karlsruhe maintains the Inorganic Crystal Structure Database in collaboration with the National Institute of Standards and Technology. The ICSD contains the atomic coordinates and related data on over 50,000 inorganic crystals. Address: Fachinformationszentrum (FIZ) Karlsruhe, Hermann-von-Helmholtz-Platz 1, D-76344 Eggenstein-Leopoldshafen, Germany [www.fiz-karlsruhe.de].
7. **International Centre for Diffraction Data** — Maintains and distributes the Powder Diffraction File (PDF), a file of over 500,000 X-ray powder diffraction patterns used for identification of crystalline materials. The ICDD also distributes the NIST Crystal Data file, which contains lattice parameters for over 235,000 inorganic, organic, metal, and mineral crystalline materials. Address: 12 Campus Blvd., Newton Square, PA 19073-3273 [www.icdd.com].
8. **Research Collaboratory for Structural Bioinformatics** — Maintains the Protein Data Bank (PDB), a file of 3-dimensional structures of proteins and other biological macromolecules. Address: Department of Chemistry and Chemical Biology, Rutgers University, 610 Taylor Road, Piscataway, NJ 08854-8087 [www.rcsb.org].
9. **Toth Information Systems** — Maintains the Metals Crystallographic Data File (CRYSTMET). Address: 2045 Quincy Ave., Gloucester, ON, Canada K1J 6B2 [www.tothcanada.com].
10. **Atomic Mass Data Center** — Collects and evaluates high-precision data on masses of individual isotopes and maintains a comprehensive database. Address: C.S.N.S.M (IN2P3-CNRS), Batiment 108, F-91405 Orsay Campus, France [www.nndc.bnl.gov/amdc].
11. **Particle Data Group** — International center for data of high-energy physics; maintains a database of properties of fundamental particles that is published in both print and electronic form. Address: MS 50-308, Lawrence Berkeley National Laboratory, Berkeley, CA 94720 [pdg.lbl.gov].
12. **National Nuclear Data Center** — Maintains databases on nuclear structure and reactions, including neutron cross sections. The NNDC is the U.S. node in an international net-

work of nuclear data centers. Address: Brookhaven National Laboratory, Upton, NY 11973-5000 [www.nndc.bnl.gov].

13. **International Union of Pure and Applied Chemistry** — Address: PO Box 13757, Research Triangle Park, NC 27709-3757 [www.iupac.org]. IUPAC supports a number of long-term data projects, including these examples:
 - a. **Solubility Data Project** — Carries out evaluation of all types of solubility data. The results are published in the Solubility Data Series, whose current outlet is the *Journal of Physical and Chemical Reference Data*. [srdata.nist.gov/solubility/]
 - b. **Kinetic Data for Atmospheric Chemistry** — Maintains a comprehensive database on the kinetics of reactions important in the chemistry of the atmosphere. [www.iupac-kinetic.ch.cam.ac.uk/]
 - c. **Stability Constants Database** — Collection of metal-ligand stability constants and associated software. [www.acadsoft.co.uk]

C. Major Multi-Volume Handbook Series

1. **CRC Chemical Dictionaries** — These originally appeared in print form as the *Dictionary of Organic Compounds*, *Dictionary of Natural Products*, etc. They are now published in electronic form and are available in DVD format [www.crcpress.com] and on the Internet [www.chemnetbase.com]. The consolidated version, called the *Combined Chemical Dictionary*, has data on more than 560,000 compounds spanning all branches of chemistry. The coverage includes physical properties, biological sources, hazard information, uses, and literature references.
2. **Properties of Organic Compounds** — Originally published in three editions as the *Handbook of Data on Organic Compounds*, it is now in electronic form as *Properties of Organic Compounds*. The database includes about 30,000 compounds; physical properties and spectral data (mass, infrared, Raman, ultraviolet, and NMR) are covered. It is offered as CDROM [www.crcpress.com] and by Web access [www.chemnetbase.com].
3. **Beilstein Handbook of Organic Chemistry** — The classic source of data on organic compounds, dating from the 19th century, *Beilstein* was converted to electronic form in the last decade of the 20th century. Over 8 million compounds and 10 million chemical reactions are now covered, with a broad range of physical properties as well as synthetic methods and ecological data. The database is accessed by the CrossFire software [accelrys.com/products].
4. **Gmelin Handbook of Inorganic and Organometallic Chemistry** — A subset of the information in the print series has been converted to electronic form and is now distributed in the same manner as *Beilstein*. In addition to the standard physical properties, the coverage includes a wide range of optical, magnetic, spectroscopic, thermal, and transport properties for about 1.4 million compounds [accelrys.com/products].
5. **DECHEMA Chemical Data Series** — DECHEMA distributes the DETHERM database, which emphasizes data used in process design in the chemical industry, including thermodynamic and transport properties of about 20,000 pure compounds and 90,000 mixtures. Access is available through in-house databases and via the Internet [www.dechema.de].
6. **Landolt-Börnstein Numerical Data and Functional Relationships in Science and Technology** — Landolt-

Börnstein covers a very broad range of data in physics, chemistry, crystallography, materials science, biophysics, astronomy, and geophysics. Hard-copy volumes are no longer published, but the entire collection is available online [www.springermaterials.com].

D. Selected Single-Volume Handbooks

The following handbooks offer broad coverage of high-quality data in a single volume. This list is only representative; an extensive listing of handbooks in all fields of science may be found in *Handbooks and Tables in Science and Technology, Third Edition* (Russell H. Powell, ed., Oryx Press, Westport, CT, 1994).

1. **American Institute of Physics Handbook** — Although an old book, it contains much data that are still useful, especially in acoustics, mechanics, optics, and solid state physics. (Dwight E. Gray, ed., McGraw-Hill, New York, 1972)
2. **Constants of Inorganic Substances** — This book presents physical constants, thermodynamic data, solubility, reactivity, and other information on over 3000 inorganic compounds. Since it draws heavily on Russian literature, it contains a great deal of data that do not make their way into most U.S. handbooks. (R. A. Liden, L. L. Andreeva, and V. A. Molochko, Begell House, New York, 1995)
3. **Handbook of Chemistry and Physics** — Now in the 93rd Edition, the *CRC Handbook* covers data from most branches of chemistry and physics. The annual revisions permit regular updating of the information. Also available on CDROM [www.crcpress.com] and the Web [hbcnetbase.com]. (W. M. "Mickey" Haynes, ed., CRC Press, Boca Raton, FL, 2012)
4. **Handbook of Inorganic Compounds, Second Edition** — This book covers physical constants and other properties for about 3300 inorganic compounds. (Dale L. Perry, CRC Press, Boca Raton, FL, 2011)
5. **Handbook of Physical Properties of Liquids and Gases** — This is a valuable source of data on all types of fluids, ranging from liquid and gaseous hydrocarbons to molten metals and ionized gases. Detailed tables of physical, thermodynamic, and transport properties are given for temperatures from the cryogenic region to 6000 K. Western and Russian literature is covered. (N. B. Vargaftik, Y. K. Vinogradov, and V. S. Yargin, Begell House, New York, 1996)
6. **Handbook of Physical Quantities** — The range of coverage is somewhat similar to the *CRC Handbook of Chemistry and Physics*, but with a stronger emphasis on physics than on chemistry. Solid state physics, lasers, nuclear physics, geophysics, and astronomy receive considerable attention. (Igor S. Grigoriev and Evgenii Z. Meilikhov, eds., CRC Press, Boca Raton, FL, 1997)
7. **Kaye & Laby Tables of Physical and Chemical Constants** — *Kaye & Laby* dates from 1911, and the 16th Edition was prepared in 1995 by a committee of experts. The coverage extends to almost every field of physics and chemistry; data on a limited number of representative substances or materials are given for each topic. (Longman Group Limited, Harlow, Essex, U.K., 1995)
8. **Lange's Handbook of Chemistry** — Provides broad coverage of chemical data; last updated in 2005. Also available on the Web [www.knovel.com]. (James G. Speight, ed., McGraw-Hill, New York, 2005)
9. **Recommended Reference Materials for the Realization of Physicochemical Properties** — This IUPAC book em-

phasizes highly accurate data on substances and materials that can be used as calibration standards. It covers physical, thermal, optical, and electrical properties. (K. N. Marsh, ed., Blackwell Scientific Publications, Oxford, 1987)

10. **The Merck Index** — Now in its 14th Edition (published in 2006), *The Merck Index* is a widely used source of data on over 10,000 compounds, chosen particularly for their importance in biology, medicine, and ecology. A short monograph on each compound gives information on the synthe-

sis and uses as well as physical and toxicological properties. A CD-ROM accompanies the book. (Maryadele J. O'Neil, ed., John Wiley & Sons, Indianapolis, IN, 2006)

E. Summary of Useful Web Sites for Physical and Chemical Properties

Most of the Web sites in the following list provide direct access to factual data on physical and chemical properties. However, the list also includes portals that link to different property databases or describe the procedure for gaining access to electronic sources

of property data. There are also a few chemical directory sites that are useful for obtaining formulas, synonyms, and registry numbers for substances of interest.

Web Site	Address	Comments
ACD/Labs Spectral Data	www.acdlabs.com/products/adh/	Infrared, Raman and NMR spectra collections from Coblenz Society and other sources
Advanced Chemistry Development	www.acdlabs.com	Chemical directory, with programs for estimating physical and spectral properties
Alloy Center	products.asminternational.org/alloycenter/	Physical, electrical, thermal, and mechanical properties of alloys
American Mineralogist Crystal Structure Database	www.geo.arizona.edu/AMS/amcsd.php	Lattice constants of minerals
Atomic Mass Data Center	www.nndc.bnl.gov/amdc	See B.10
Beilstein	www.accelrys.com/products/databases	See C.3
Biocatalysis/Biodegradation Database	umbbd.ethz.ch/	Biocatalytic reactions, biodegradation of chemical compounds
BioCyc	biocyc.org/	Metabolic pathways of microorganisms
BioInfo Bank	www.abren.net/bioinfo/	Portal to ProTherm (protein thermodynamics), ProNit (protein–nucleic acid interactions), biomolecule structures
Biological Macromolecule Crystallization Database	xpdb.nist.gov:8060/BMCD4/index.faces	Crystal data and crystallization conditions for proteins, nucleic acids, and complexes
BRENDA	www.brenda-enzymes.info/	Enzyme nomenclature and properties
Cambridge Structural Database	www.ccdc.cam.ac.uk	See B.5
Carbon Dioxide Information Center	cdiac.esd.ornl.gov/	Data on atmospheric carbon dioxide
Ceramic Properties Databases	ceramics.org/knowledge-center/ceramic-resource-center/	Mechanical, thermal, and other properties of ceramic materials
ChemExper	www.chemexper.com/	Consolidated chemical catalogs from various suppliers; provides physical properties and safety data; links to molfiles and MSDS
Chemfinder	www.chemfinder.com	Chemical directory, with links to several property databases
Chemical Acronyms Database	bl-libg-doghill.ads.iu.edu/chem-web/databases/acronyms/index.php	Useful for associating chemical names and acronyms
Chemical Entities of Biological Interest (ChEBI)	www.ebi.ac.uk/chebi/	Dictionary of molecules and fragments, with identifiers and structures
ChemIDplus	chem.sis.nlm.nih.gov/chemidplus/	Chemical directory
ChemIndustry	www.chemindustry.com/chemicals/	Chemical directory
CHEMnetBASE	www.chemnetbase.com	Portal to <i>CRC Chemical Dictionaries, Handbook of Chemistry and Physics, Properties of Organic Compounds</i> , etc.
ChemSpider	www.chemspider.com	Aggregation of chemical structures and other information from many public sources
ChemSynthesis Chemical Database	www.chemsynthesis.com	References to synthesis; limited property data
CODATA Databases	www.codata.org/resources/databases/	Thermodynamic key values and fundamental constants
Comparative Toxicogenomics Database (CTD)	ctdbase.org/	Chemical – gene/protein interactions
Cool Prop	coolprop.sourceforge.net	Thermophysical properties of 110 pure fluids and pseudo-pure fluids including humid air of interest to the organic Rankine cycle community
CRC Combined Chemical Dictionary	www.chemnetbase.com/	See C.1
Crystallography Open Database (COD)	www.crystallography.net	Crystal data on 52,000 compounds
DECHEMA (DETHERM)	www.dechema.de/en/dtherm.html	See C.5

Web Site	Address	Comments
DIPPR Pure Compound Database	dippr.byu.edu	See B.3
Dortmund Data Bank	www.ddbst.de	See B.4
eMolecules	www.emolecules.com	Portal to databases of chemical suppliers
Enzyme Nomenclature Database	www.expasy.ch/enzyme/	IUBMB nomenclature for enzymes
European Bioinformatics Institute	www.ebi.ac.uk/Databases/	Nucleotide and protein sequences, protein structures, enzyme nomenclature and reactions
FDM Reference Spectra Databases	www.fdm-spectra.com/	Infrared, Raman, and mass spectra
FIZ Chemie Berlin	www.fiz-chemie.de	Portal to Infoterm, Acronyms, thermophysical properties
FIZ Karlsruhe — ICSD	www.fiz-karlsruhe.de	See B.6
Fundamental Physical Constants	physics.nist.gov/cuu/constants	CODATA fundamental constants
Gmelin	www.accelrys.com/products/databases	See C.4
<i>Handbook of Chemistry and Physics</i>	hbcnpnetbase.com	Web version of <i>CRC Handbook</i>
Hazardous Substances Data Bank	toxnet.nlm.nih.gov/cgi-bin/sis/htmlgen?HSDB	Physical and toxicological properties of chemicals of health or environmental importance
HITRAN Database	www.cfa.harvard.edu/hitran/	High resolution spectroscopic data for constituents of the atmosphere; parameters for calculating atmospheric transmission
Human Metabolome Database	hmdb.ca	Chemical and biological data on small molecule metabolites in humans
Infoterm	www.fiz-chemie.de/infoterm/	Physical and thermal properties of pure compounds and mixtures
International Centre for Diffraction Data	www.icdd.com	See B.7
International Spectroscopic Data Bank	www.is-db.org	All types of spectra, deposited by users. Access is free
Ionic Liquids Database (ILThermo)	ilthermo.boulder.nist.gov/	Thermodynamic and thermophysical properties of ionic liquids and mixtures
IUBMB	www.chem.qmul.ac.uk/iubmb/	Enzyme and nucleic acid nomenclature
IUCr Data Activities	www.iucr.org/resources/data	Portal to crystallographic databases
IUPAC Home Page	www.iupac.org/	See B.13
IUPAC Kinetics Data	www.iupac-kinetic.ch.cam.ac.uk/	See B.13.b
IUPAC Nomenclature Rules	www.chem.qmul.ac.uk/iupac/	Useful site for organic and biochemical nomenclature
IUPAC-NIST Solubility Database	srdata.nist.gov/solubility/	See B.13.a
Knovel.com	www.knovel.com	Portal to <i>Lange's Handbook</i> , <i>Perry's Chemical Engineers' Handbook</i> , etc.
Kyoto Encyclopedia of Genes and Genomes (KEGG)	www.genome.ad.jp/kegg/	Includes data on drugs and other biochemical compounds
<i>Landolt-Börnstein Online</i>	www.springermaterials.com	See C.6
Lipidat	www.lipidat.tcd.ie	Structures and thermodynamic properties of lipids; crystal polymorphic transitions
MatWeb	www.matweb.com	Thermal, electrical, and mechanical properties of engineering materials
Metals Crystallographic Data File	www.tothcanada.com	See B.9
NASA Chemical Kinetics Data	jpldataeval.jpl.nasa.gov	Kinetic and photochemical data for stratospheric modeling
National Center for Biotechnology Information	www.ncbi.nlm.nih.gov	Portal to GenBank and other sequence databases
National Nuclear Data Center	www.nndc.bnl.gov	See B.12
National Toxicology Program	ntp.niehs.nih.gov	Chemical health and safety data
NIST Atomic Spectra Database	www.nist.gov/pml/data/asd.cfm	Energy levels, wavelengths, and transition probabilities of atoms and atomic ions
NIST Ceramics Webbook	www.nist.gov/mml/mmsd/webbook.cfm	See B.1
NIST Chemistry Webbook	webbook.nist.gov	Broad range of physical, thermal, and spectral properties
NIST Data Gateway	srdata.nist.gov/gateway/	Portal to all NIST data systems; see B.1
NIST Physical Reference Data	www.nist.gov/pml/data	Atomic and molecular spectra, cross sections, X-ray attenuation, and dosimetry data
NLM Gateway	www.nlm.nih.gov/databases	Portal to all National Library of Medicine databases
NMR Shift DB	www.nmrshiftdb.org	NMR data submitted by users
Nucleic Acid Database	ndbserver.rutgers.edu/	Crystal structures of nucleic acids
Particle Data Group	pdg.lbl.gov	See B.11
Polymers — A Property Database	www.polymersdatabase.com/	Properties of commercial polymers
Powder Diffraction File	www.icdd.com	See B.7

Web Site	Address	Comments
Properties of Organic Compounds	www.chemnetbase.com/tours/poc/intro.jsf	See C.2
Protein Data Bank	www.rcsb.org	See B.8
PubChem	pubchem.ncbi.nlm.nih.gov/	Chemical directory with links to biological information
SABIO-Reaction Kinetics Database	sabio.villa-bosch.de/	Data on kinetics of biochemical reactions
Sigma-Aldrich	www.sigmaaldrich.com/	Chemical catalogs; includes some physical property data
Spectral Database for Organic Compounds	sdb.sdb.aist.go.jp/sdbs/cgi-bin/cre_index.cgi?lang=eng	MS, NMR, IR, Raman, and ESR spectra; 32,000 compounds measured at AIST, Japan
SpecInfo	onlinelibrary.wiley.com/book/10.1002/9780471692294	IR, NMR, and mass spectra
Spectra Online	www.ftirsearch.com/	FTIR and Raman spectra
SPRESI-web	www.spresi.de/	Structures, reactions, and some physical properties
SpringerMaterials	www.springermaterials.com	The new online version of Landolt-Börnstein Tables (C.6)
STN Easy	stneasy.cas.org	Chemical directory (and access to Chemical Abstracts databases)
STN Easy-Europe	stneasy.fiz-karlsruhe.de	European node of STN Easy
STN Easy-Japan	stneasy-japan.cas.org	Japanese node of STN Easy
Swissprot	bo.expasy.org/enzyme/	Enzyme nomenclature and related information
Thermodynamics of Enzyme-Catalyzed Reactions	xpdn.nist.gov/enzyme_thermodynamics/	Equilibrium constants of biochemical reactions
Thermodynamics Research Center	www.trc.nist.gov	See B.2
TOXNET	toxnet.nlm.nih.gov	Portal to HSDB and other databases on hazardous chemicals

This page intentionally left blank


Group

Metals are divided into four categories: **Metals**, **Non-metals**, **Liquids**, and **Gases**.

Atomic weights are IUPAC 2013 values abridged to five significant digits. See "Standard Atomic Weights (2013)" in Sec. I for an explanation of the IUPAC notation for atomic weight ranges. Isotopes of elements 113, 115, 117, and 118 have been reported, but element names have not been adopted.

HISTORICAL FIGURES IN CHEMISTRY AND PHYSICS

Lord Kelvin (Baron William Thomson Kelvin)



British physicist, mathematician, and engineer

Born: Belfast, Ireland, June 26, 1824

Died: Largs, Scotland, December 17, 1907

Professor of Natural Philosophy at the University of Glasgow

- Determined the value of absolute zero as $273.15\text{ }^{\circ}\text{C}$.
- Developed forms of the first and second laws of thermodynamics.
- Had an additional career as an electric telegraph engineer and inventor; knighted by Queen Victoria for his work on the transatlantic telegraph project.
- First UK scientist to be elevated to the House of Lords; the name "Kelvin" refers to the River Kelvin which flows close to his laboratory at the University of Glasgow.
- Unit of kelvin for absolute temperature named in his honor.
- Collaborated with James Joule to discover the Joule–Thomson effect that describes changes in the temperature of a gas that is expanded through a throttling valve.
- Elected first president of the International Electrotechnical Commission in recognition of his contributions to electrical standardization.

"If you cannot measure it, then it is not science."

"Accurate and minute measurement seems to the non-scientific imagination, a less lofty and dignified work than looking for something new. But nearly all the grandest discoveries of science have been but the rewards of accurate measurement and patient long-continued labour in the minute sifting of numerical results."

"Let nobody be afraid of true freedom of thought. Let us be free in thought and criticism; but, with freedom, we are bound to come to the conclusion that science is not antagonistic to religion, but a help to it."

John Dalton



English chemist, meteorologist, and physicist

Born: Eaglesfield, Cumberland, England, September 6, 1766

Died: Manchester, England, July 27, 1844

Member of the Manchester Literary and Philosophical Society


- Pioneering work in the development of modern atomic theory that evolved from his meteorological studies.
- First person to study color blindness; his discovery became known as "Daltonism," which became the name for color blindness.
- Known for the law of multiple proportions and the law of partial pressures (known as Dalton's law).
- Unit of dalton to denote one atomic mass unit was named in honor of him; inorganic section of UK's Royal Society of Chemistry is named after Dalton (Dalton Division) and the Society's journal for inorganic chemistry also bears his name (*Dalton Transactions*).

"Matter, though divisible in an extreme degree, is nevertheless not infinitely divisible. That is, there must be some point beyond which we cannot go in the division of matter. ... I have chosen the word 'atom' to signify these ultimate particles."

"I was introduced to Mr. Davy, who has rooms adjoining mine (in the Royal Institution); he is a very agreeable and intelligent young man, and we have interesting conversation in an evening; the principal failing in his character as a philosopher is that he does not smoke."

HISTORICAL FIGURES IN CHEMISTRY AND PHYSICS

Michael Faraday



English chemist and physicist

Born: Newington Butts, England, September 22, 1791

Died: Hampton Court, Middlesex, England, August 25, 1867

Professor of Chemistry at the Royal Institution of Great Britain

- Discovered electromagnetic induction in 1831, the principle behind electric transformers, generators, and electric motors; developed the concept of a field to describe electric and magnetic forces.
- Provided the experimental and a good deal of the theoretical foundation upon which Maxwell developed classical electromagnetic theory.
- First scientist to succeed in liquefying a permanent gas (carbon dioxide, chlorine).
- Unit of farad for capacitance named in his honor.
- Received little formal education; developed a strong relationship with Sir Humphrey Davy after attending his lectures; established a reputation as the outstanding scientist lecturer of his time.
- Responsible for coining familiar terms in electrochemistry such as electrode, cathode, anode, and ion.
- Discovered the laws of chemical electrodeposition of metals from solutions.
- Discovered a number of new organic compounds, including benzene.
- Inventor of the Faraday Cage, used to protect electronic equipment from lightning strikes and electrostatic discharges; radio frequency devices use Faraday Cages to prevent electromagnetic interference.

"I could trust a fact and always cross-question an assertion."

"Nature is our kindest friend and best critic in experimental science if we only allow her intimations to fall unbiased on our minds."

"Nothing is too wonderful to be true, if it be consistent with the laws of nature."

"The lecturer should give the audience full reason to believe that all his powers have been exerted for their pleasure and instruction."

Robert Boyle



Irish-English chemist, physicist, and natural philosopher

Born: Lismore, County Waterford, Ireland, January 27, 1627

Died: London, England, December 31, 1691

Founder of the Royal Society of London

- Best known for Boyle's law which describes the inverse relationship between the absolute pressure and volume of a gas at constant temperature.
- Became known as the founder of modern chemistry; one of the pioneers of the modern experimental method; his work had a strong influence on Sir Isaac Newton.
- Devoted much of his time to theology; promoted the spread of Christianity in the East; contributed to missionary societies; helped to translate the Bible into various languages.
- Founded the Royal Society of London which still exists as the oldest continuous scientific society in the world.
- First prominent scientist to perform controlled experiments and publish his work with details concerning procedures, apparatus, and observations (results).
- The phrase "chemical analysis" was coined by him.

"I look upon experimental truths as matters of great concernment to mankind."

"If the omniscient author of nature knew that the study of his works tends to make men disbelieve his Being or Attributes, he would not have given them so many invitations to study and contemplate Nature."

STANDARD ATOMIC WEIGHTS (2013)

Atomic Number	Element	Symbol	Atomic Weight
1	Hydrogen*	H	1.008 [1.00784; 1.00811]
2	Helium	He	4.002602(2)
3	Lithium*	Li	6.94 [6.938; 6.997]
4	Beryllium	Be	9.0121831(5)
5	Boron*	B	10.81 [10.806; 10.821]
6	Carbon*	C	12.011 [12.0096; 12.0116]
7	Nitrogen*	N	14.007 [14.00643; 14.00728]
8	Oxygen*	O	15.999 [15.99903; 15.99977]
9	Fluorine	F	18.998403163(6)
10	Neon	Ne	20.1797(6)
11	Sodium	Na	22.98976928(2)
12	Magnesium*	Mg	24.305 [24.304; 24.307]
13	Aluminum	Al	26.9815385(7)
14	Silicon*	Si	28.085 [28.084; 28.086]
15	Phosphorus	P	30.973761998(5)
16	Sulfur*	S	32.06 [32.059; 32.076]
17	Chlorine*	Cl	35.45 [35.446; 35.457]
18	Argon	Ar	39.948(1)
19	Potassium	K	39.0983(1)
20	Calcium	Ca	40.078(4)
21	Scandium	Sc	44.955908(5)
22	Titanium	Ti	47.867(1)
23	Vanadium	V	50.9415(1)
24	Chromium	Cr	51.9961(6)
25	Manganese	Mn	54.938044(3)
26	Iron	Fe	55.845(2)
27	Cobalt	Co	58.933194(4)
28	Nickel	Ni	58.6934(4)
29	Copper	Cu	63.546(3)
30	Zinc	Zn	65.38(2)
31	Gallium	Ga	69.723(1)
32	Germanium	Ge	72.630(8)
33	Arsenic	As	74.921595(6)
34	Selenium	Se	78.971(8)
35	Bromine*	Br	79.904 [79.901; 79.907]
36	Krypton	Kr	83.798(2)
37	Rubidium	Rb	85.4678(3)
38	Strontium	Sr	87.62(1)
39	Yttrium	Y	88.90584(2)
40	Zirconium	Zr	91.224(2)
41	Niobium	Nb	92.90637(2)
42	Molybdenum	Mo	95.95(1)
43	Technetium**	Tc	
44	Ruthenium	Ru	101.07(2)
45	Rhodium	Rh	102.90550(2)
46	Palladium	Pd	106.42(1)
47	Silver	Ag	107.8682(2)
48	Cadmium	Cd	112.414(4)
49	Indium	In	114.818(1)
50	Tin	Sn	118.710(7)
51	Antimony	Sb	121.760(1)
52	Tellurium	Te	127.60(3)
53	Iodine	I	126.90447(3)
54	Xenon	Xe	131.293(6)
55	Cesium	Cs	132.90545196(6)
56	Barium	Ba	137.327(7)
57	Lanthanum	La	138.90547(7)
58	Cerium	Ce	140.116(1)
59	Praseodymium	Pr	140.90766(2)

Atomic Number	Element	Symbol	Atomic Weight
60	Neodymium	Nd	144.242(3)
61	Promethium**	Pm	
62	Samarium	Sm	150.36(2)
63	Europium	Eu	151.964(1)
64	Gadolinium	Gd	157.25(3)
65	Terbium	Tb	158.92535(2)
66	Dysprosium	Dy	162.500(1)
67	Holmium	Ho	164.93033(2)
68	Erbium	Er	167.259(3)
69	Thulium	Tm	168.93422(2)
70	Ytterbium	Yb	173.054(5)
71	Lutetium	Lu	174.9668(1)
72	Hafnium	Hf	178.49(2)
73	Tantalum	Ta	180.94788(2)
74	Tungsten	W	183.84(1)
75	Rhenium	Re	186.207(1)
76	Osmium	Os	190.23(3)
77	Iridium	Ir	192.217(3)
78	Platinum	Pt	195.084(9)
79	Gold	Au	196.966569(5)
80	Mercury	Hg	200.592(3)
81	Thallium*	Tl	204.38 [204.382; 204.385]
82	Lead	Pb	207.2(1)
83	Bismuth	Bi	208.98040(1)
84	Polonium**	Po	
85	Astatine**	At	
86	Radon**	Rn	
87	Francium**	Fr	
88	Radium**	Ra	
89	Actinium**	Ac	
90	Thorium	Th	232.0377(4)
91	Protactinium	Pa	231.03588(2)
92	Uranium	U	238.02891(3)
93	Neptunium**	Np	
94	Plutonium**	Pu	
95	Americium**	Am	
96	Curium**	Cm	
97	Berkelium**	Bk	
98	Californium**	Cf	
99	Einsteinium**	Es	
100	Fermium**	Fm	
101	Mendelevium**	Md	
102	Nobelium**	No	
103	Lawrencium**	Lr	
104	Rutherfordium**	Rf	
105	Dubnium**	Db	
106	Seaborgium**	Sg	
107	Bohrium**	Bh	
108	Hassium**	Hs	
109	Meitnerium**	Mt	
110	Darmstadtium**	Ds	
111	Roentgenium**	Rg	
112	Copernicium**	Cn	
113	Ununtrium**	Uut	
114	Flerovium**	Fl	
115	Ununpentium**	Uup	
116	Livermorium**	Lv	
117	Ununseptium**	Uus	
118	Ununoctium**	Uuo	

* The first value for this element is the conventional value to be used if there is no information on the origin of the material. This is followed by the interval in which atomic weights in natural terrestrial materials are known to fall. See page 1-11 for further information.

** Since the element has no stable isotopes and no characteristic isotopic composition, an atomic weight is not tabulated.

FUNDAMENTAL PHYSICAL CONSTANTS - FREQUENTLY USED CONSTANTS

Quantity	Symbol	Numerical value	Unit	Relative std. uncert. u_r
speed of light in vacuum	c, c_0	299 792 458	m s^{-1}	exact
magnetic constant	μ_0	$4\pi \times 10^{-7}$ $= 12.566\,370\,614\dots \times 10^{-7}$	N A^{-2} N A^{-2}	exact
electric constant $1/\mu_0 c^2$	ϵ_0	$8.854\,187\,817\dots \times 10^{-12}$	F m^{-1}	exact
Newtonian constant of gravitation	G	$6.673\,84(80) \times 10^{-11}$	$\text{m}^3 \text{kg}^{-1} \text{s}^{-2}$	1.2×10^{-4}
Planck constant	h	$6.626\,069\,57(29) \times 10^{-34}$	J s	4.4×10^{-8}
$\hbar/2\pi$	\hbar	$1.054\,571\,726(47) \times 10^{-34}$	J s	4.4×10^{-8}
elementary charge	e	$1.602\,176\,565(35) \times 10^{-19}$	C	2.2×10^{-8}
magnetic flux quantum $h/2e$	Φ_0	$2.067\,833\,758(46) \times 10^{-15}$	Wb	2.2×10^{-8}
conductance quantum $2e^2/h$	G_0	$7.748\,091\,7346(25) \times 10^{-5}$	S	3.2×10^{-10}
electron mass	m_e	$9.109\,382\,91(40) \times 10^{-31}$	kg	4.4×10^{-8}
proton mass	m_p	$1.672\,621\,777(74) \times 10^{-27}$	kg	4.4×10^{-8}
proton-electron mass ratio	m_p/m_e	1836.152 672 45(75)		4.1×10^{-10}
fine-structure constant $e^2/4\pi\epsilon_0\hbar c$	α	$7.297\,352\,5698(24) \times 10^{-3}$		3.2×10^{-10}
inverse fine-structure constant	α^{-1}	137.035 999 074(44)		3.2×10^{-10}
Rydberg constant $\alpha^2 m_e c/2\hbar$	R_∞	10 973 731.568 539(55)	m^{-1}	5.0×10^{-12}
Avogadro constant	N_A, L	$6.022\,141\,29(27) \times 10^{23}$	mol^{-1}	4.4×10^{-8}
Faraday constant $N_A e$	F	96 485.3365(21)	C mol^{-1}	2.2×10^{-8}
molar gas constant	R	8.314 4621(75)	$\text{J mol}^{-1} \text{K}^{-1}$	9.1×10^{-7}
Boltzmann constant R/N_A	k	$1.380\,6488(13) \times 10^{-23}$	J K^{-1}	9.1×10^{-7}
Stefan-Boltzmann constant $(\pi^2/60)\hbar^4/\pi^3 c^2$	σ	$5.670\,373(21) \times 10^{-8}$	$\text{W m}^{-2} \text{K}^{-4}$	3.6×10^{-6}
Non-SI units accepted for use with the SI				
electron volt (e/C) J	eV	$1.602\,176\,565(35) \times 10^{-19}$	J	2.2×10^{-8}
(unified) atomic mass unit $\frac{1}{12}m(^{12}\text{C})$	u	$1.660\,538\,921(73) \times 10^{-27}$	kg	4.4×10^{-8}

